Cleveland Indians - 2011

Batter	1	2	3	4	5	6	7	8	9	AB	R	H	RBI	BB	SO	LOB
6 Drew Stubbs, R (1, 8) 77 Dave Sappelt, R (5, 8) OBP: 0.333, SLG: 1.333	G6-3			L5		G4-3 2-3		2-H HR	1-2	2 3	0 1	0 1	0 2	0 0	0 1	0 3
4 Brandon Phillips, R (1, 4) 3 Chris Valaika, R (5, 4) OBP: 0.500, SLG: 2.000	K			G5-3			G4-3	HR		2 2	0 1	0 1	0 1	0 0	1 0	0 0
19 Joey Votto, L (1, 3) 23 Yonder Alonso, L (5, 3)	G3			G3			G3-1	F9		2 2	0 0	0 0	0 0	0 0	0 0	0 0
27 Scott Rolen, R (1, 5) OBP: 0.500, SLG: 0.500 70 Todd Frazier, R (5, 5) OBP: 0.500, SLG: 1.000		32 G3-6-1 1B			F9		2B		G4-3	2 2	0 0	1 1	0 0	0 0	0 0	0 0
32 Jay Bruce, L (1, 9) 28 Chris Heisey, R (5, 9)		G3-6-1 1-2f			E7 31 S 31 G5-3		F8		26 1B 60 1B BB	2 1	1 1	0 0	0 0	0 1	0 0	1 1
31 Jonny Gomes, R (1, 7) 26 Jeremy Hermida, L (5, 7) OBP: 1.000, SLG: 1.000		G6-3			G5-3 2-H			60 2B 37 SF8 BB	60 1B 37 2B 1-2 1B	2 1	0 2	0 1	1 0	0 1	0 0	0 0
16 Edgar Renteria, R (1, 6) OBP: 0.500, SLG: 0.500 60 Zack Cozart, R (5, 6) OBP: 1.000, SLG: 1.500		55 G6-4-3 1B			F9			77 HR 1-3 2B	37 2B 25 FC3-2 1-2 2-H 1B	2 2	0 1	1 2	0 1	0 0	0 0	0 0
55 Ramon Hernandez, R (1, 2) 65 Devin Mesoraco, R (5, 2) 37 Corky Miller, R (8, PH) OBP: 0.500, SLG: 2.000 (8, 2)		G6-4-3 1-2f				F8		SF8 3-H	25 FC3-2 1-3 2-H 2B	1 1 1	0 0 0	0 0 1	0 0 2	0 0 0	0 0 0	1 0 0
15 Fred Lewis, L (1, 10) OBP: 0.500, SLG: 1.000 25 Juan Francisco, L (8, PH) (8, 10)		G5-3				77 CS 2B		K	FC3-2 77 WP 2-3 3-H	2 2	0 0	1 0	0 0	0 0	0 1	0 3
Inning Stats	R: 0 E: 0 K: 1 S: 5 H: 0 LOB: 0 BB: 0 P: 5	R: 0 E: 0 K: 0 S: 3 H: 1 LOB: 0 BB: 0 P: 3	R: 0 E: 0 K: 0 S: 3 H: 1 LOB: 0 BB: 0 P: 3	R: 0 E: 0 K: 0 S: 3 H: 0 LOB: 0 BB: 0 P: 3	R: 1 E: 1 K: 0 S: 4 H: 0 LOB: 0 BB: 0 P: 5	R: 0 E: 0 K: 0 S: 4 H: 1 LOB: 0 BB: 0 P: 4	R: 0 E: 0 K: 0 S: 4 H: 1 LOB: 1 BB: 0 P: 4	R: 4 E: 0 K: 1 S: 11 H: 3 LOB: 0 BB: 1 P: 15	R: 2 E: 0 K: 1 S: 8 H: 3 LOB: 2 BB: 1 P: 13	1B: 4 2B: 4 3B: 0 HR: 2	SF: 1 SAC: 0 DP: 2 HBP: 0						

TOP

Cincinnati Reds @ Cleveland Indians

Goodyear Ballpark, Goodyear, AZ

Sun Feb 27 2011, 3:08 PM - 5:51 PM EST

Att. 4,405 - Partly Cloudy - 55 F

livebaseballscorecards.com

AB	34
R	7
H	10
RBI	7
BB	2
SO	3
LOB	9

PA: 37

WP: 1 PB: 0 SB: 1 CS: 1

PITCHER	IP	WLS	BF	H	R	ER	SO	BB	IBB	HBP	BLK	WP	HR	S	P	ERA	WHIP
43 Josh Tomlin, R (1, 1) ERA:	2.0		6	1	0	0	1	0	0	0	0	0	0	8	8	0.00	0.500
54 Chris Perez, R (3, 1) ERA:	1.0		3	1	0	0	0	0	0	0	0	0	0	3	3	0.00	1.000
38 Joe Smith, R (4, 1) ERA:	1.0		3	0	0	0	0	0	0	0	0	0	0	3	3	0.00	0.000
50 Jensen Lewis, R (5, 1) ERA:	1.0		4	0	1	0	0	0	0	0	0	0	0	4	5	0.00	0.000
45 Doug Mathis, R (6, 1) ERA:	1.0		3	1	0	0	0	0	0	0	0	0	0	4	4	0.00	1.000
32 Aaron Laffey, L (7, 1) ERA:	1.0		4	1	0	0	0	0	0	0	0	0	0	4	4	0.00	1.000
81 Zach Putnam, R (8, 1) ERA: 36.0	1.0		7	3	4	4	1	1	0	0	0	0	2	11	15	36.00	4.000
79 Alex White, R (9, 1) ERA: 18.0	1.0	L	7	3	2	2	1	1	0	0	0	1	0	8	13	18.00	4.000

Cincinnati Reds @ Cleveland Indians

Goodyear Ballpark, Goodyear, AZ

Sun Feb 27 2011, 3:08 PM - 5:51 PM EST

Att. 4,405 - Partly Cloudy - 55 F

livebaseballscorecards.com

BOTTOM

Batter	1	2	3	4	5	6	7	8	9	AB	R	H	RBI	BB	SO	LOB
23 Michael Brantley, L (1, 8)	K		CS 1-2	F8		SH5-3 2-3	2-H HR		L3-6 2-2	2	0	0	0	0	1	0
65 Ezequiel Carrera, L (6, 8) OBP: 0.500, SLG: 2.000										2	1	1	2	0	0	1
13 Asdrúbal Cabrera, S (1, 6) OBP: 0.500, SLG: 0.500	F8			48 S 1B		22 1B 66 F7-1-5 3-H 1B	BB		P3	2	0	1	0	0	0	0
8 Adam Everett, R (5, 6) OBP: 0.667, SLG: 0.500										2	0	1	1	1	0	0
41 Carlos Santana, S (1, 2)	G6-3			K		1-3 1B	F9			1	0	0	0	0	0	0
22 Luke Carlin, S (3, 2) OBP: 0.500, SLG: 0.500										2	0	1	0	0	1	1
70 Juan Apodaca, R (7, 2)										1	0	0	0	0	0	1
48 Travis Hafner, L (1, 10)		F8		K 1-2		F7-1-5 3-3	K			2	0	0	0	0	1	1
66 Jared Goedert, R (6, PH) (7, 10)										2	0	0	0	0	1	3
26 Austin Kearns, R (1, 9) OBP: 0.500, SLG: 0.500		K			28 FC4-6 1B		9 BB 87 SF7 2B	G6-3		2	0	1	0	0	1	0
30 Chad Huffman, R (5, PR) OBP: 0.500, SLG: 1.000										2	1	1	0	0	0	0
(6, 9)																
20 Orlando Cabrera, R (1, 4)		P6			P6		87 SF7 9 BB 76 2B BB	G6-3		2	0	0	0	0	0	1
73 Cord Phelps, S (6, 4)										1	1	0	0	1	0	0
7 Matt LaPorta, R (1, 3)			K		K		87 SF7 1-2 2-3 76 2B BB	2B		2	0	0	0	0	2	1
9 Jack Hannahan, L (6, 3) OBP: 1.000, SLG: 2.000										1	1	1	0	1	0	0
28 Travis Buck, L (1, 7) OBP: 0.500, SLG: 0.500			23 CS 1B		FC4-6 1-2f		SF7 1-2 2-3 3-H	K		2	0	1	0	0	0	1
87 Jerad Head, R (7, PH) (8, 7)										1	0	0	1	0	1	1
16 Jason Donald, R (1, 5) OBP: 0.500, SLG: 1.000			K			65 SH5-3 8 1B 2B	65 HR 2-H 3-H 2B		65 L3-6 2B	2	1	1	0	0	1	1
76 Lonnie Chisenhall, L (7, 5) OBP: 1.000, SLG: 2.000										2	1	2	2	0	0	0
Inning Stats	R: 0 E: 0 K: 1 S: 5 H: 0 LOB: 0 BB: 0 P: 5	R: 0 E: 0 K: 1 S: 5 H: 0 LOB: 0 BB: 0 P: 5	R: 0 E: 0 K: 2 S: 7 H: 1 LOB: 0 BB: 0 P: 8	R: 0 E: 0 K: 2 S: 8 H: 1 LOB: 1 BB: 0 P: 9	R: 0 E: 0 K: 1 S: 6 H: 1 LOB: 1 BB: 0 P: 6	R: 1 E: 0 K: 0 S: 5 H: 3 LOB: 1 BB: 0 P: 5	R: 5 E: 0 K: 1 S: 9 H: 3 LOB: 1 BB: 3 P: 21	R: 0 E: 0 K: 1 S: 6 H: 1 LOB: 1 BB: 0 P: 6	R: 0 E: 0 K: 0 S: 3 H: 1 LOB: 0 BB: 0 P: 3	1B: 5 2B: 7 3B: 0 HR: 1	SF: 1 SAC: 1 DP: 2 HBP: 0						

	AB	33
	R	6
	H	11
	RBI	6
	BB	3
	SO	9
	LOB	12

WP: 0 PB: 0 SB: 1 CS: 1 PA: 39

PITCHER		IP	WLS	BF	H	R	ER	SO	BB	IBB	HBP	BLK	WP	HR	S	P	ERA	WHIP
56 Matt Maloney, L	(1, 1)	2.0		6	0	0	0	2	0	0	0	0	0	0	10	10	0.00	0.000
ERA:																		
63 Sam LeCure, R	(3, 1)	2.0		7	2	0	0	4	0	0	0	0	0	0	15	17	0.00	1.000
ERA:																		
51 Jared Burton, R	(5, 1)	1.0	H	4	1	0	0	1	0	0	0	0	0	0	6	6	0.00	1.000
ERA:																		
46 Carlos Fisher, R	(6, 1)	1.0	B	5	3	1	1	0	0	0	0	0	0	0	5	5	9.00	3.000
ERA: 9.0																		
80 Donnie Joseph, L	(7, 1)	0.1		6	3	5	5	0	2	0	0	0	0	1	5	13	135.00	15.000
ERA: 135.0																		

PITCHER		IP	WLS	BF	H	R	ER	SO	BB	IBB	HBP	BLK	WP	HR	S	P	ERA	WHIP
58 Daryl Thompson, R	(7, 1)	1.2	W	7	1	0	0	2	1	0	0	0	0	0	10	14	0.00	1.200
ERA:																		
33 Jose Arredondo, R	(9, 1)	1.0	S	3	1	0	0	0	0	0	0	0	0	0	3	3	0.00	1.000
ERA:																		

Cleveland Indians @ Cincinnati Reds

Goodyear Ballpark, Goodyear, AZ

Mon Feb 28 2011, 3:07 PM - 6:26 PM EST

Att. 2,095 - Sunny - 61 F

livebaseballscorecards.com

Batter	1	2	3	4	5	6	7	8	9	AB	R	H	RBI	BB	SO	LOB
23 Michael Brantley, L (1, 8) OBP: 0.400, SLG: 0.250 65 Ezequiel Carrera, L (5, PH) (5, 8) OBP: 0.400, SLG: 1.000	G4-3		17 1B 1-2 1B	BBBB 4-0 1-2 BB	G5-3		1-0 G1-4-3 1-3 2-H	9 BB 1-3 3-H 1B		2 3	0 0	1 1	0 2	1 0	0 0	0 2
76 Lonnie Chisenhall, L (1, 5) OBP: 0.500, SLG: 0.800 9 Jack Hannahan, L (6, 5) OBP: 1.000, SLG: 2.000	G6-3		SCSS 0-3 K	SSC 0-3 K		BBBB 4-0 72 BB 30 BB BB	BBBB 4-0 BB	BBBB 4-0 1-2 BB		3 0	0 0	0 0	0 0	1 2	2 0	4 0
17 Shin-Soo Choo, L (1, 10) OBP: 0.333, SLG: 0.333 74 Chun-Hsiu Chen, R (6, PH) (6, 10)	P6		1-2 2-H 1B		P5	P3	SF8 3-H	SSS K		3 2	0 0	1 0	1 1	0 0	0 1	0 4
30 Chad Huffman, R (1, 7) OBP: 0.333, SLG: 0.400 88 Matt McBride, R (7, PH) (7, 7)	L8	SCS K			E5 28 1B 12 BLK	BBBB 72 BB 1-2 BB	F9		F8	3 2	1 0	0 0	0 0	1 0	1 0	2 1
28 Travis Buck, L (1, 9) OBP: 0.800, SLG: 1.400 87 Jerad Head, R (6, PH) (6, 9)	HR		12 E 12 E 1B	CSSS 12 BLK 1-3 35 3B 1B	K	SSS K	F8	3 3	3 0	3 0	1 0	0 0	0 2	0 2
12 Jayson Nix, R (1, 4) 72 Jason Kipnis, L (6, PH) (6, 4) OBP: 0.667, SLG: 2.000	CSC K	1 SAFE E4 1 S 1-H 1 1B	BBBB 4-0 1-2 35 3B 3-H BB	BBBB 4-0 1-2 2-3 BB		HR	SCS K	2 2	2 1	0 1	1 1	1 1	1 1	0 0
35 Jordan Brown, L (1, 3) OBP: 0.333, SLG: 1.000 66 Jared Goedert, R (6, PH) (6, 3)	SSC K	CSS K	1-H 2-H 6 1B 3B	SCSS K		E5 8 FC6-4 2 E 65 1B		3 2	1 1	1 0	2 0	0 0	2 1	1 3
6 Lou Marson, R (1, 2) OBP: 0.333, SLG: 0.333 2 Paul Phillips, R (6, 2) OBP: 0.500, SLG: 0.500		G4-3	F9 3-H 1B		65 WP 8 1B 65 G1-4-3 1B		E9 8 FC6-4 1-2	3 2	0 1	1 1	1 0	0 0	0 0	1 1
1 Luis Valbuena, L (1, 6) OBP: 0.667, SLG: 0.500 8 Adam Everett, R (7, PH) (7, 6) OBP: 0.600, SLG: 0.500		BBBB 4-0 17 23 1B BB	BX 1-0 23 BB 1-H 1B	L7	65 G1-4-3 65 WP 74 SF8 1-2 1B		FC6-4 65 1B 1-2f 2-3	2 2	1 1	1 1	1 0	1 0	0 0	1 2
Inning Stats	R: 0 H: 0 E: 0 LOB: 0 K: 0 BB: 0 S: 3 P: 3	R: 1 H: 1 E: 0 LOB: 0 K: 2 BB: 0 S: 8 P: 8	R: 1 H: 2 E: 0 LOB: 2 K: 2 BB: 1 S: 9 P: 13	R: 2 H: 2 E: 2 LOB: 2 K: 2 BB: 1 S: 10 P: 15	R: 4 H: 3 E: 1 LOB: 1 K: 0 BB: 1 S: 7 P: 11	R: 0 H: 0 E: 0 LOB: 3 K: 2 BB: 3 S: 7 P: 19	R: 2 H: 2 E: 0 LOB: 1 K: 0 BB: 1 S: 5 P: 10	R: 2 H: 2 E: 2 LOB: 3 K: 2 BB: 1 S: 11 P: 15	R: 0 H: 0 E: 0 LOB: 0 K: 1 BB: 0 S: 5 P: 5	1B: 9 SF: 1 2B: 0 SAC: 0 3B: 1 DP: 0 HR: 2 HBP: 0						

TOP

AB	42
R	12
H	12
RBI	11
BB	8
SO	11
LOB	24

WP: 1 PA: 51
PB: 0
SB: 1
CS: 0

PITCHER		IP	WLS	BF	H	R	ER	SO	BB	IBB	HBP	BLK	WP	HR	S	P	ERA	WHIP
61 Bronson Arroyo, R ERA: 4.5	(1, 1)	2.0	L	7	1	1	1	2	0	0	0	0	0	1	11	11	4.50	0.500
48 Francisco Cordero, R ERA: 9.0	(3, 1)	1.0		6	2	1	1	2	1	0	0	0	0	0	9	13	9.00	3.000
50 Dontrelle Willis, L ERA:	(4, 1)	1.0		7	2	2	0	2	1	0	0	0	0	0	10	15	0.00	3.000
40 Nick Masset, R ERA: 81.0	(5, 1)	0.1		6	3	4	3	0	1	0	0	1	0	0	5	9	81.00	12.000
68 Philippe Valiquette, L ERA:	(5, 1)	0.2		2	0	0	0	0	0	0	0	0	0	0	2	2	0.00	0.000

PITCHER		IP	WLS	BF	H	R	ER	SO	BB	IBB	HBP	BLK	WP	HR	S	P	ERA	WHIP
54 Aroldis Chapman, L ERA:	(6, 1)	1.0		6	0	0	0	2	3	0	0	0	0	0	7	19	0.00	3.000
78 Chad Reineke, R ERA: 13.5	(7, 1)	2.0		14	4	4	3	2	2	0	0	0	1	1	16	25	13.50	3.000
45 Bill Bray, L ERA:	(9, 1)	1.0		3	0	0	0	1	0	0	0	0	0	0	5	5	0.00	0.000

Batter	1	2	3	4	5	6	7	8	9	AB	R	H	RBI	BB	SO	LOB
15 Fred Lewis, L (1, 7) OBP: 0.250, SLG: 0.500	L7		K			G6-3		G5-3		2	0	0	0	0	1	0
70 Todd Frazier, R (6, 7) OBP: 0.250, SLG: 0.500										2	0	0	0	0	0	0
28 Chris Heisey, R (1, 8) OBP: 0.500, SLG: 0.333	K		1B			3 F9 32 BB 1B		65 E 65 1B 1B		2	0	1	0	0	1	0
77 Dave Sappelt, R (6, 8) OBP: 0.600, SLG: 1.200										2	0	2	0	0	0	0
32 Jay Bruce, L (1, 10)	G3		G4-3			BB 1-2		E8 1-3 1B		2	0	0	0	1	0	1
65 Devin Mesoraco, R (8, PH) OBP: 0.500, SLG: 0.500 (9, 10)										1	0	1	0	0	0	0
25 Juan Francisco, L (1, 5)		G1		F7		F9 2-3		P3		2	0	0	0	0	0	0
3 Chris Valaika, R (5, 5) OBP: 0.250, SLG: 1.000										2	0	0	0	0	0	4
26 Jeremy Hermida, L (1, 9) OBP: 1.000, SLG: 1.000		BB 23 1B		1B 23 G1-6-3		F7		K		1	0	1	0	1	0	0
76 Danny Dorn, L (5, 9)										2	0	0	0	0	1	4
23 Yonder Alonso, L (1, 3) OBP: 0.250, SLG: 0.250		1B 1-2		G1-6-3 1-2f			1B 71 G5-3		F7	2	0	1	0	0	0	1
86 Neftali Soto, R (5, 3) OBP: 0.500, SLG: 0.500										2	0	1	0	0	0	0
43 Miguel Cairo, R (1, 4)		F7			G6-3		G5-3 1-2		F9	2	0	0	0	0	0	2
71 Kristopher Negrón, R (6, 4)										2	0	0	0	0	0	1
29 Ryan Hanigan, R (1, 2)		G4-3			F9		K		1B 60 FC5-4	2	0	0	0	0	0	2
73 Yasmani Grandal, S (6, 2)										1	0	0	0	0	1	1
83 Tucker Barnhart, L (8, 2) OBP: 1.000, SLG: 1.000										1	0	1	0	0	0	0
7 Paul Janish, R (1, 6)			G6-3		F9		L6		FC5-4 1-2f	2	0	0	0	0	0	0
60 Zack Cozart, R (6, 6) OBP: 0.500, SLG: 0.750										2	0	0	0	0	0	2
Inning Stats	R: 0 E: 0 K: 1 S: 5 H: 0 LOB: 0 BB: 0 P: 5	R: 0 E: 0 K: 0 S: 4 H: 1 LOB: 2 BB: 1 P: 8	R: 0 E: 0 K: 1 S: 6 H: 1 LOB: 1 BB: 0 P: 6	R: 0 E: 0 K: 0 S: 3 H: 1 LOB: 0 BB: 0 P: 3	R: 0 E: 0 K: 0 S: 3 H: 0 LOB: 0 BB: 0 P: 3	R: 0 E: 0 K: 0 S: 4 H: 1 LOB: 2 BB: 1 P: 8	R: 0 E: 0 K: 1 S: 6 H: 1 LOB: 1 BB: 0 P: 6	R: 0 E: 1 K: 1 S: 7 H: 2 LOB: 2 BB: 0 P: 7	R: 0 E: 0 K: 0 S: 4 H: 1 LOB: 1 BB: 0 P: 4	1B: 8 2B: 0 3B: 0 HR: 0	SF: 0 SAC: 0 DP: 1 HBP: 0			WP: 0 PB: 0 SB: 0 CS: 0	PA: 36			

PITCHER		IP	WLS	BF	H	R	ER	SO	BB	IBB	HBP	BLK	WP	HR	S	P	ERA	WHIP
55 Roberto Hernandez, R ERA:	(1, 1)	2.0	W	8	1	0	0	1	1	0	0	0	0	0	9	13	0.00	1.000
58 Jeanmar Gómez, R ERA:	(3, 1)	2.0	H	7	2	0	0	1	0	0	0	0	0	0	9	9	0.00	1.000
49 Tony Sipp, L ERA:	(5, 1)	1.0		3	0	0	0	0	0	0	0	0	0	0	3	3	0.00	0.000
67 Nick Hagadone, L ERA:	(6, 1)	1.0		5	1	0	0	0	1	0	0	0	0	0	4	8	0.00	2.000
39 Justin Germano, R ERA:	(7, 1)	1.0		4	1	0	0	1	0	0	0	0	0	0	6	6	0.00	1.000

PITCHER		IP	WLS	BF	H	R	ER	SO	BB	IBB	HBP	BLK	WP	HR	S	P	ERA	WHIP
56 Frank Herrmann, R ERA:	(8, 1)	1.0		5	2	0	0	1	0	0	0	0	0	0	7	7	0.00	2.000
80 Josh Judy, R ERA:	(9, 1)	1.0		4	1	0	0	0	0	0	0	0	0	0	4	4	0.00	1.000

BOTTOM

Cleveland Indians @ Cincinnati Reds

Goodyear Ballpark, Goodyear, AZ

Mon Feb 28 2011, 3:07 PM - 6:26 PM EST

Att. 2,095 - Sunny - 61 F

livebaseballscorecards.com

AB	34
R	0
H	8
RBI	0
BB	2
SO	4
LOB	18

Los Angeles Dodgers @ Cleveland Indians

Goodyear Ballpark, Goodyear, AZ

Tue Mar 01 2011, 3:07 PM - 5:56 PM EST

Att. 2,008 - Cloudy - 67 F

TOP

livebaseballscorecards.com

Batter	1	2	3	4	5	6	7	8	9	AB	R	H	RBI	BB	SO	LOB
15 Rafael Furcal, S (1, 6) OBP: 0.500, SLG: 0.500	L6		G4-6-3 1-2f			F7			G3	2	0	0	0	0	0	1
70 Dee Strange-Gordon, L (5, 6) OBP: 0.200, SLG: 0.200										2	0	0	0	0	0	0
23 Casey Blake, R (1, 5) OBP: 0.250, SLG: 0.500	K			F9			G4-3		G6-3	2	0	0	0	0	1	0
6 Aaron Miles, S (5, 5) OBP: 0.333, SLG: 0.333										2	0	0	0	0	0	0
16 Andre Ethier, L (1, 9)	G3-1			L7			HR			2	0	0	0	0	0	0
68 Jerry Sands, R (5, 9) OBP: 0.200, SLG: 0.800										1	1	1	1	0	0	0
27 Matt Kemp, R (1, 8) OBP: 0.333, SLG: 0.333		G6-3		F7			G6-3			2	0	0	0	0	0	0
63 Jamie Hoffmann, R (5, 8) OBP: 0.500, SLG: 0.667										1	0	0	0	0	0	0
7 James Loney, L (1, 3) OBP: 0.429, SLG: 0.333		5 FC5-4 BB			K		G6-3			1	0	0	0	1	1	0
75 Russell Mitchell, R (5, 3)										1	0	0	0	0	0	0
5 Juan Uribe, R (1, 4)		FC5-4 1-2f			K			G6-3		2	0	0	0	0	1	1
14 Jamey Carroll, R (5, 4) OBP: 0.333, SLG: 0.200										1	0	0	0	0	0	0
33 Marcus Thames, R (1, 10) OBP: 0.286, SLG: 0.429		K			K			F8		2	0	0	0	0	2	1
35 Gabe Kapler, R (8, PH) OBP: 0.143, SLG: 0.143										1	0	0	0	0	0	0
(8, 10)																
28 Rod Barajas, R (1, 2) OBP: 0.429, SLG: 0.857			15 G4-6-3 1B			K		K		2	0	1	0	0	1	0
17 A.J. Ellis, R (6, 2)										1	0	0	0	0	1	0
10 Tony Gwynn Jr., L (1, 7) OBP: 0.286, SLG: 0.167			K			K			G6-3	2	0	0	0	0	2	1
3 Xavier Paul, L (6, 7) OBP: 0.250, SLG: 0.167										1	0	0	0	0	0	0
Inning Stats	R: 0 E: 0 K: 1 S: 5 H: 0 LOB: 0 BB: 0 P: 6	R: 0 E: 0 K: 1 S: 5 H: 0 LOB: 1 BB: 1 P: 9	R: 0 E: 0 K: 1 S: 5 H: 1 LOB: 0 BB: 0 P: 5	R: 0 E: 0 K: 0 S: 3 H: 0 LOB: 0 BB: 0 P: 3	R: 0 E: 0 K: 3 S: 9 H: 0 LOB: 0 BB: 0 P: 9	R: 0 E: 0 K: 2 S: 7 H: 0 LOB: 0 BB: 0 P: 7	R: 1 E: 0 K: 0 S: 4 H: 1 LOB: 0 BB: 0 P: 5	R: 0 E: 0 K: 1 S: 5 H: 0 LOB: 0 BB: 0 P: 5	R: 0 E: 0 K: 0 S: 3 H: 0 LOB: 0 BB: 0 P: 3	1B: 1 2B: 0 3B: 0 HR: 1 SF: 0 SAC: 0 DP: 1 HBP: 0	WP: 0 PB: 0 SB: 0 CS: 0 PA: 29					

	AB	28
	R	1
	H	2
	RBI	1
	BB	1
	SO	9
	LOB	4

PITCHER		IP	WLS	BF	H	R	ER	SO	BB	IBB	HBP	BLK	WP	HR	S	P	ERA	WHIP
59 Carlos Carrasco, R ERA:	(1, 1)	2.0		7	0	0	0	2	1	0	0	0	0	0	10	15	0.00	0.500
54 Chris Perez, R ERA:	(3, 1)	1.0		3	1	0	0	1	0	0	0	0	0	0	5	5	0.00	1.000
31 David Huff, L ERA:	(4, 1)	2.0		6	0	0	0	3	0	0	0	0	0	0	12	12	0.00	0.000
61 Kelvin De La Cruz, L ERA: 4.5	(6, 1)	2.0	W	7	1	1	1	2	0	0	0	0	0	1	11	12	4.50	0.500
69 Zach McAllister, R ERA:	(8, 1)	2.0	S	6	0	0	0	1	0	0	0	0	0	0	8	8	0.00	0.000

PITCHER		IP	WLS	BF	H	R	ER	SO	BB	IBB	HBP	BLK	WP	HR	S	P	ERA	WHIP

Batter	1	2	3	4	5	6	7	8	9	AB	R	H	RBI	BB	SO	LOB
65 Ezequiel Carrera, L (1, 8) OBP: 0.400, SLG: 0.625	K		K		22 BB 13 1B BB		E6 1 G3 1 S 22 WP	1-2 BB		3	1	0	0	2	2	1
13 Asdrúbal Cabrera, S (1, 6) OBP: 0.400, SLG: 0.400 1 Luis Valbuena, L (6, 6) OBP: 0.400, SLG: 0.250	K		G3		22 BB 1-2 1B		1-0 G3 1-3	P3		3 2	0 0	1 0	0 0	0 0	1 0	1 3
41 Carlos Santana, S (1, 2) OBP: 0.333, SLG: 0.333 22 Luke Carlin, S (5, 2) OBP: 0.750, SLG: 0.500	48 1B 48 1B 1B			L4	1-2 2-3 BB		30 S 3-H BB			2 0	0 0	1 0	0 0	0 2	0 0	0 0
48 Travis Hafner, L (1, 10) OBP: 0.250, SLG: 0.250 17 Shin-Soo Choo, L (5, PH) OBP: 0.200, SLG: 0.200 (6, 10)	E7 1-H 1B			G1-3	G3-1		K			2 2	0 0	1 0	0 0	0 0	0 1	0 4
26 Austin Kearns, R (1, 9) OBP: 0.600, SLG: 0.600 30 Chad Huffman, R (6, PR) OBP: 0.429, SLG: 0.400 (7, 9)		G4-3		20 2B 1B		7 G5-3 73 BB 1B	1-2 BB			3 0	1 0	2 0	0 0	0 1	0 0	0 0
20 Orlando Cabrera, R (1, 4) OBP: 0.250, SLG: 0.500 73 Cord Phelps, S (6, 4)		G4-3		1-H 2B		7 G5-3 1-2 BB	F7			2 1	0 0	1 0	1 0	0 1	0 0	0 2
7 Matt LaPorta, R (1, 3) 9 Jack Hannahan, L (7, 3) OBP: 0.800, SLG: 1.000		P2		F8		G5-3 1-2 2-3f		K		3 1	0 0	0 0	0 0	0 0	0 1	3 0
35 Jordan Brown, L (1, 7) OBP: 0.333, SLG: 0.600 87 Jerad Head, R (7, 7)			F7		K			65 BB BB		2 0	0 0	0 0	0 0	1 1	1 0	0 0
16 Jason Donald, R (1, 5) OBP: 0.400, SLG: 0.600 76 Lonnie Chisenhall, L (7, 5) OBP: 0.429, SLG: 0.667			1B		F9	F9		K		3 1	0 0	1 0	0 0	0 0	0 1	2 1
Inning Stats	R: 0 E: 1 K: 2 S: 8 H: 2 LOB: 2 BB: 0 P: 8	R: 0 E: 0 K: 0 S: 3 H: 0 LOB: 0 BB: 0 P: 3	R: 0 E: 0 K: 1 S: 6 H: 1 LOB: 1 BB: 0 P: 6	R: 1 E: 0 K: 0 S: 5 H: 2 LOB: 1 BB: 0 P: 5	R: 0 E: 0 K: 1 S: 6 H: 1 LOB: 3 BB: 2 P: 14	R: 0 E: 0 K: 0 S: 3 H: 1 LOB: 2 BB: 2 P: 11	R: 1 E: 1 K: 1 S: 6 H: 0 LOB: 2 BB: 2 P: 15	R: 0 E: 0 K: 2 S: 7 H: 0 LOB: 2 BB: 2 P: 15		1B: 6 2B: 1 3B: 0 HR: 0 SF: 0 SAC: 0 DP: 1 HBP: 0						

BOTTOM

Los Angeles Dodgers @ Cleveland Indians

Goodyear Ballpark, Goodyear, AZ

Tue Mar 01 2011, 3:07 PM - 5:56 PM EST

Att. 2,008 - Cloudy - 67 F

livebaseballscorecards.com

AB	30
R	2
H	7
RBI	1
BB	8
SO	7
LOB	17

WP: 1 PB: 0 SB: 2 CS: 0 PA: 38

PITCHER		IP	WLS	BF	H	R	ER	SO	BB	IBB	HBP	BLK	WP	HR	S	P	ERA	WHIP
58 Chad Billingsley, R ERA:	(1, 1)	3.0		11	3	0	0	3	0	0	0	0	0	0	17	17	0.00	1.000
81 Lance Cormier, R ERA: 9.0	(4, 1)	1.0		5	2	1	1	0	0	0	0	0	0	0	5	5	9.00	2.000
67 Wilkin De La Rosa, L ERA:	(5, 1)	1.0		6	1	0	0	1	2	0	0	0	0	0	6	14	0.00	3.000
71 Jon Huber, R ERA:	(6, 1)	1.0		5	1	0	0	0	2	0	0	0	0	0	3	11	0.00	3.000
60 Roman Colon, R ERA:	(7, 1)	0.2	L	5	0	1	0	1	2	0	0	0	1	0	5	14	0.00	3.000

PITCHER		IP	WLS	BF	H	R	ER	SO	BB	IBB	HBP	BLK	WP	HR	S	P	ERA	WHIP
52 Oscar Villarreal, R ERA: 15.43	(7, 1)	1.1		6	0	0	0	2	2	0	0	0	0	0	8	16	0.00	1.500

Cleveland Indians @ Oakland Athletics

Phoenix Municipal Stadium, Phoenix, AZ

Wed Mar 02 2011, 3:08 PM - 5:47 PM EST

Att. 2,325 - Partly Cloudy - 72 F

TOP

livebaseballscorecards.com

Batter	1	2	3	4	5	6	7	8	9	AB	R	H	RBI	BB	SO	LOB
23 Michael Brantley, L (1, 8) OBP: 0.250, SLG: 0.143 65 Ezequiel Carrera, L (5, 8) OBP: 0.333, SLG: 0.500	G4-3		G4-6-3 1-2f 2-3	F8			L7		G1-3	3 2	0 0	0 0	0 0	0 0	0 0	4 0
12 Jayson Nix, R (1, 4) 72 Jason Kipnis, L (6, 4) OBP: 0.400, SLG: 1.000	G5-3		BB		P4		F7		L4	2 2	0 0	0 0	0 0	1 0	0 0	0 0
48 Travis Hafner, L (1, 10) OBP: 0.143, SLG: 0.143 76 Lonnie Chisenhall, L (7, PH) OBP: 0.556, SLG: 0.667 (7, 10)	G4-3		F9		F8		BB		HBP	3 0	0 0	0 0	0 0	0 1	0 0	2 0
7 Matt LaPorta, R (1, 3) OBP: 0.111, SLG: 0.222 88 Matt McBride, R (7, 3)		F7		28 1B 2B	E6		K		F7	4 1	1 0	1 0	0 0	0 0	1 0	1 1
28 Travis Buck, L (1, 9) OBP: 0.625, SLG: 1.000 35 Jordan Brown, L (6, 7) OBP: 0.429, SLG: 0.667		G4-3		30 BB 2 1B 2-H 1B	G4-3			9 L8 30 WP 74 SF8 1B		3 1	1 1	1 1	1 0	0 0	0 0	1 0
30 Chad Huffman, R (1, 7) OBP: 0.545, SLG: 0.571 (6, 9) 87 Jerad Head, R (8, 9)		2B		2 1B 1-2 BB		G5-3		1-2 BB		2 0	0 0	1 0	0 0	2 0	0 0	0 0
9 Jack Hannahan, L (1, 5) OBP: 0.556, SLG: 0.500 (6, 6)		K		K		1B		L8 2-3		4	0	1	0	0	2	5
2 Paul Phillips, R (1, 2) OBP: 0.600, SLG: 0.600 74 Chun-Hsiu Chen, R (6, 2)			23 G4-6-3 8 BB 1B	1-2 2-H 1B		K		SF8 3-H		3 0	0 0	2 0	1 1	0 0	1 0	1 0
8 Adam Everett, R (1, 6) OBP: 0.500, SLG: 0.333 73 Cord Phelps, S (6, 5)			23 G4-6-3 1-2 BB	F8		F8		F7		2 1	0 0	0 0	0 0	1 0	0 0	3 1
Inning Stats	R: 0 E: 0 K: 0 S: 3 H: 0 LOB: 0 BB: 0 P: 4	R: 0 E: 0 K: 1 S: 6 H: 1 LOB: 1 BB: 0 P: 6	R: 0 E: 0 K: 0 S: 3 H: 1 LOB: 2 BB: 2 P: 11	R: 2 E: 0 K: 1 S: 8 H: 3 LOB: 2 BB: 1 P: 12	R: 0 E: 1 K: 0 S: 4 H: 0 LOB: 1 BB: 0 P: 4	R: 0 E: 0 K: 1 S: 6 H: 1 LOB: 1 BB: 0 P: 6	R: 0 E: 0 K: 1 S: 5 H: 0 LOB: 1 BB: 1 P: 9	R: 1 E: 0 K: 0 S: 4 H: 1 LOB: 1 BB: 1 P: 8	R: 0 E: 0 K: 0 S: 3 H: 0 LOB: 1 BB: 0 P: 4	1B: 5 2B: 2 3B: 0 HR: 0 SF: 1 SAC: 0 DP: 1 HBP: 1						

	AB	33
	R	3
	H	7
	RBI	3
	BB	5
	SO	4
	LOB	19

PITCHER		IP	WLS	BF	H	R	ER	SO	BB	IBB	HBP	BLK	WP	HR	S	P	ERA	WHIP
26 Bobby Cramer, L ERA: 2.25	(1, 1)	2.0		7	1	0	0	1	0	0	0	0	0	0	9	10	0.00	0.500
88 Josh Outman, L ERA: 5.4	(3, 1)	1.1	H	9	3	2	2	1	3	0	0	0	0	0	8	20	13.50	4.500
72 Gabe DeHoyos, R ERA:	(4, 1)	0.2	W	3	1	0	0	0	0	0	0	0	0	0	3	3	0.00	1.500
66 Tyson Ross, R ERA:	(5, 1)	2.0	H	8	1	0	0	1	0	0	0	0	0	0	10	10	0.00	0.500
33 Joey Devine, R ERA:	(7, 1)	1.0	H	4	0	0	0	1	1	0	0	0	0	0	5	9	0.00	1.000
63 Danny Farquhar, R ERA: 13.5	(8, 1)	1.0	H	5	1	1	1	0	1	0	0	0	1	0	4	8	9.00	2.000
31 Brad Ziegler, R ERA:	(9, 1)	1.0	S	4	0	0	0	0	0	0	1	0	0	0	3	4	0.00	0.000

Cleveland Indians @ Oakland Athletics

Phoenix Municipal Stadium, Phoenix, AZ

Wed Mar 02 2011, 3:08 PM - 5:47 PM EST

Att. 2,325 - Partly Cloudy - 72 F

livebaseballscorecards.com

BOTTOM

Batter	1	2	3	4	5	6	7	8	9	AB	R	H	RBI	BB	SO	LOB
14 Mark Ellis, R (1, 4) OBP: 0.500, SLG: 0.500 6 Adrian Cardenas, L (5, 4) OBP: 0.333, SLG: 0.333	0-0 12 HBP 8 BB 55 G6-4-3 1B	0-3 ② K 1-2 2-3		1-0 1-H 1B		0-0 ② F7				3 1	1 0	2 0	1 0	0 0	1 0	2 2
8 Kurt Suzuki, R (1, 2) OBP: 0.500, SLG: 0.286 61 Max Stassi, R (7, 2)	4-0 55 G6-4-3 12 HBP 5 1B 1-2 BB	0-0 ③ G4-3		0-3 ③ K		0-0 1-2 2-H 1B				3 0	1 0	1 0	1 0	1 0	1 0	3 0
12 David DeJesus, L (1, 9) 25 Matt Carson, R (6, 9) OBP: 0.222, SLG: 0.444	1-0 55 G6-4-3 1-2 2-3 HBP		0-0 ① G4-3		0-3 ① K	0-0 ③ F8				2 1	0 0	0 0	0 0	0 0	1 0	0 2
55 Hideki Matsui, L (1, 10) 19 Anthony Recker, R (7, PH) OBP: 0.400, SLG: 0.600 (8, 10)	0-0 ① ② G6-4-3 1-2f 2-3 3-H		4-0 BB		0-3 ② K		0-0 ① G6-3			2 1	0 0	0 0	0 0	1 0	1 0	2 0
5 Kevin Kouzmanoff, R (1, 5) OBP: 0.667, SLG: 0.600 67 Wes Timmons, R (5, PR) OBP: 0.556, SLG: 0.429 (6, 5) (7, 6)	0-0 3-H 1B		0-0 ② F7		4-0 BB		0-0 ② L6			2 1	0 0	1 0	1 0	1 0	0 0	1 0
22 Chris Carter, R (1, 3) OBP: 0.267, SLG: 0.214 21 Andy LaRoche, R (8, 3) OBP: 0.500, SLG: 0.500	0-0 ③ F9		0-0 ③ F8		0-0 ③ F9		0-3 ③ K			4 0	0 0	0 0	0 0	0 0	1 0	3 0
23 Michael Taylor, R (1, 7) OBP: 0.250, SLG: 0.500		0-0 ① P5		0-0 ① F8		0-0 58 BB 8 1B 1B		0-3 ① K		4	1	1	0	0	1	0
58 Jai Miller, R (1, 8) OBP: 0.700, SLG: 1.000		4-0 14 S 30 S BB		0-0 14 S 14 14 1B 1B		4-0 8 1B 1-2 BB		0-3 ② K		2	1	1	0	2	1	0
30 Steve Tolleson, R (1, 6) OBP: 0.364, SLG: 0.125 (7, 5)		4-0 14 S 1-2 BB		0-0 ② F9		0-0 ① L9		0-0 ③ F9		3	0	0	0	1	0	3
Inning Stats	R: 2 E: 0 K: 0 S: 4 H: 2 LOB: 1 BB: 1 P: 9	R: 0 E: 0 K: 1 S: 5 H: 0 LOB: 2 BB: 2 P: 13	R: 0 E: 0 K: 0 S: 3 H: 0 LOB: 1 BB: 1 P: 7	R: 1 E: 0 K: 1 S: 7 H: 2 LOB: 1 BB: 0 P: 8	R: 0 E: 0 K: 2 S: 7 H: 0 LOB: 1 BB: 1 P: 11	R: 1 E: 0 K: 0 S: 5 H: 2 LOB: 2 BB: 1 P: 9	R: 0 E: 0 K: 1 S: 5 H: 0 LOB: 0 BB: 0 P: 5	R: 0 E: 0 K: 2 S: 7 H: 0 LOB: 0 BB: 0 P: 7		1B: 6 2B: 0 3B: 0 HR: 0	SF: 0 SAC: 0 DP: 1 HBP: 1					

	AB	29
	R	4
	H	6
	RBI	3
	BB	6
	SO	7
	LOB	18

WP: 0 PB: 0 SB: 4 CS: 0 PA: 36

PITCHER		IP	WLS	BF	H	R	ER	SO	BB	IBB	HBP	BLK	WP	HR	S	P	ERA	WHIP
63 Justin Masterson, R ERA: 9.0	(1, 1)	2.0		11	2	2	2	1	3	0	1	0	0	0	9	22	9.00	2.500
40 Jess Todd, R ERA:	(3, 1)	1.0		4	0	0	0	0	1	0	0	0	0	0	3	7	0.00	1.000
45 Doug Mathis, R ERA: 4.5	(4, 1)	1.0	L	5	2	1	1	1	0	0	0	0	0	0	7	8	9.00	2.000
78 Drew Pomeranz, L ERA:	(5, 1)	1.0		4	0	0	0	2	1	0	0	0	0	0	7	11	0.00	1.000
33 Joe Martinez, R ERA: 9.0	(6, 1)	1.0		6	2	1	1	0	1	0	0	0	0	0	5	9	9.00	3.000

PITCHER		IP	WLS	BF	H	R	ER	SO	BB	IBB	HBP	BLK	WP	HR	S	P	ERA	WHIP
38 Joe Smith, R ERA:	(7, 1)	1.0		3	0	0	0	1	0	0	0	0	0	0	5	5	0.00	0.000
52 Vinnie Pestano, R ERA:	(8, 1)	1.0		3	0	0	0	2	0	0	0	0	0	0	7	7	0.00	0.000

Cleveland Indians @ Texas Rangers

Surprise Stadium, Surprise, AZ

Thu Mar 03 2011, 3:06 PM - 6:16 PM EST

Att. 3,041 - Partly Cloudy - 72 F

TOP

livebaseballscorecards.com

Batter	1	2	3	4	5	6	7	8	9	AB	R	H	RBI	BB	SO	LOB
23 Michael Brantley, L (1, 7) OBP: 0.182, SLG: 0.100	C FF 96 F FF 97 B SI 99 B CH 88 X FF 97 2-2 ① G4-3		L FF 87 B FF 88 C SL 82 B SL 82 B FF 89 X FF 89 3-2 ① G4-3		X FF 93 0-0 ③ F9		1 BB 7 HR BB 4-2 BB		C FF 95 C CH 88 C FF 96 0-3 ② K	3	0	0	0	0	0	1
71 Nick Weglarz, L (5, 7)										1	1	0	1	2	1	0
13 Asdrúbal Cabrera, S (1, 6) OBP: 0.500, SLG: 0.571	B FF 96 B SI 96 C FF 96 B CH 89 B FF 96 4-1 41 HBP BB		C FF 88 C FF 88 X FF 89 0-2 ② F7			F SI 90 F FF 92 X CU 74 0-2 41 1B 28 1B 2B	7 HR BB 1-2 2-3 F8 ③		C SL 84 S SL 85 F FF 97 B FF 96 S SL 84 1-3 ③ K	2	0	1	0	1	0	0
1 Luis Valbuena, L (6, PR)										2	2	0	0	1	1	3
OBP: 0.375, SLG: 0.167 (6, 6)																
41 Carlos Santana, S (1, 10) OBP: 0.500, SLG: 0.400	C FF 96 B CH 89 F SI 96 H SL 79 2-2 1-2 HBP		F FF 89 C SL 80 X SL 82 0-2 ③ G5-3			F SI 89 B FF 92 F FF 94 F FF 93 D SL 81 X FF 93 2-2 26 BB 28 1B 16 G4-6-3 2-3 1B	F FA 88 X SI 92 0-1 1-H 2-H 3-H HR	B FF 89 B SL 78 B FF 88 C FF 88 F FF 89 B FF 88 4-2 35 BB 65 BB BB		2	1	1	0	0	0	0
7 Matt LaPorta, R (7, PH)										1	1	1	4	1	0	0
OBP: 0.273, SLG: 0.600 (7, 10)																
28 Travis Buck, L (1, 8) OBP: 0.545, SLG: 0.818	C CH 87 B CH 86 B FF 96 X FF 96 2-1 ② F7			B SL 79 X SL 80 1-0 ① G5-3		D CU 73 X SI 89 1-0 16 G4-6-3 26 BB 1-2 3-H 1B	B SI 90 C CH 85 B FF 92 B SL 84 C FF 91 F SI 91 B FF 91 4-2 9 1B 26 S 35 2B BB	L FF 90 B CH 80 B SL 78 B FF 89 B FF 90 4-1 35 BB 1-2 BB		3	0	1	1	0	0	2
65 Ezequiel Carrera, L (6, 8) OBP: 0.429, SLG: 0.500										0	1	0	0	2	0	0
26 Austin Kearns, R (1, 9) OBP: 0.556, SLG: 0.429	C SL 77 F FF 97 F FF 96 D SL 79 B SL 80 B FF 97 F FF 97 X FF 96 3-2 ③ P3			B SL 79 F FF 88 B FF 89 X FF 90 2-1 ② G5-3		S SI 91 1 SAFE C FF 89 D FF 93 F FF 93 B FF 93 D CU 75 4-2 16 G4-6-3 1-2 2-3 BB	B SI 92 S CH 84 1 SAFE 1 SAFE F CH 84 B FF 92 F FF 89 F SL 80 D CH 85 4-2 B SI 91 9 1B 35 2B 1-2 BB	B FF 90 B CH 81 C FF 90 B FF 90 X FF 90 3-1 ① F8		2	0	0	0	2	0	2
88 Matt McBride, R (7, PR)										1	1	0	0	0	0	2
(7, 9)																
16 Jason Donald, R (1, 5) OBP: 0.375, SLG: 0.500		B FF 94 X FF 93 1-0 35 1B 1B		B FF 87 B SL 79 X FF 88 2-0 ③ F7		C SL 82 D SL 83 F FF 92 S FF 90 X FF 93 2-2 ① ② G4-6-3 1-2f 2-3 3-H	B SI 88 C SL 83 F SI 90 F SL 82 X FF 92 1-2 35 2B 71 BB 1-2 2-3 1B	B FF 90 B FF 89 S FF 90 X FF 90 2-1 ② F9		3	0	1	0	0	0	2
9 Jack Hannahan, L (6, 5) OBP: 0.545, SLG: 0.500										2	1	1	0	0	0	2
35 Jordan Brown, L (1, 3) OBP: 0.500, SLG: 0.700		B FF 93 X FF 93 1-0 6 G5-4-3 1-2 1B			C FF 92 B SI 92 C FF 93 B SI 93 F FF 93 B SL 85 X FF 94 3-2 ① F7	C CU 74 B SI 90 C FF 92 C FF 92 1-3 ③ K	B SL 76 F SI 88 X FF 90 1-1 71 BB 1-3 2-H 3-H 2B	B CH 79 F FF 90 B FF 90 S FF 90 B SL 79 F FF 90 F FF 90 B SL 80 4-2 1-2 2-3 BB		4	0	2	2	1	1	2
73 Cord Phelps, S (1, 4) OBP: 0.429, SLG: 0.400		C FF 94 D FF 95 X CH 88 1-1 ① F7			B SL 85 C SI 93 X SL 85 1-1 6 G4-3 2B	G3 ③ P6 ②	C FF 90 S FF 89 C CH 78 0-3 ③ K			2	0	1	0	0	0	2
72 Jason Kipnis, L (6, 4) OBP: 0.250, SLG: 0.571										3	0	0	0	0	1	6
6 Lou Marson, R (1, 2) OBP: 0.200, SLG: 0.200		B FF 96 S FF 94 X SI 95 1-1 ② ③ G5-4-3 1-2f			D SI 93 X SL 84 1-0 ② G4-3 2-3	1 BB 7 HR 2B 4-2 71 BB BB			C FF 94 B SL 84 B FF 94 X FF 95 2-1 ① G4-3	2	0	0	0	0	0	3
70 Juan Apodaca, R (6, 2) OBP: 0.500, SLG: 0.667										2	1	1	0	1	0	0
Inning Stats	R: 0 E: 0 K: 0 S: 13 H: 0 LOB: 2 BB: 1 P: 26	R: 0 E: 0 K: 0 S: 6 H: 2 LOB: 1 BB: 0 P: 10	R: 0 E: 0 K: 0 S: 9 H: 0 LOB: 0 BB: 0 P: 12	R: 0 E: 0 K: 0 S: 4 H: 0 LOB: 0 BB: 0 P: 9	R: 0 E: 0 K: 0 S: 8 H: 1 LOB: 1 BB: 0 P: 13	R: 2 E: 0 K: 1 S: 17 H: 3 LOB: 2 BB: 1 P: 27	R: 7 E: 0 K: 0 S: 31 H: 4 LOB: 3 BB: 6 P: 62	R: 0 E: 0 K: 1 S: 14 H: 0 LOB: 3 BB: 3 P: 31	R: 0 E: 0 K: 2 S: 9 H: 0 LOB: 0 BB: 0 P: 12	1B: 5 2B: 4 3B: 0 HR: 1 SF: 0 SAC: 0 DP: 2 HBP: 1	WP: 0 PB: 0 SB: 1 CS: 0 PA: 47					

AB	35
R	9
H	10
RBI	8
BB	11
SO	4
LOB	27

PITCHER		IP	WLS	BF	H	R	ER	SO	BB	IBB	HBP	BLK	WP	HR	S	P	ERA	WHIP
30 Neftalí Feliz, R	(1, 1)	2.0		9	2	0	0	0	1	0	1	0	0	0	19	36	0.00	1.500
ERA:																		
37 Eric Hurley, R	(3, 1)	2.0	H	6	0	0	0	0	0	0	0	0	0	0	13	21	0.00	0.000
ERA:																		
59 Yhency Brazoban, R	(5, 1)	1.0	H	4	1	0	0	0	0	0	0	0	0	0	8	13	0.00	1.000
ERA: 4.5																		
49 Seth McClung, R	(6, 1)	1.1	H	10	4	5	5	1	3	0	0	0	0	0	24	45	33.75	5.250
ERA: 23.14																		
76 Mark Hamburger, R	(7, 1)	0.0		4	2	1	1	0	2	0	0	0	0	1	13	22	∞	∞
ERA: 36.0																		

PITCHER		IP	WLS	BF	H	R	ER	SO	BB	IBB	HBP	BLK	WP	HR	S	P	ERA	WHIP
67 Zach Phillips, L	(7, 1)	0.2	B	5	1	3	3	0	2	0	0	0	0	0	11	22	40.50	4.500
ERA:																		
83 Trevor Hurley, R	(8, 1)	0.2		5	0	0	0	0	3	0	0	0	0	0	11	28	0.00	4.500
ERA:																		
79 Adalberto Flores, R	(8, 1)	0.1		1	0	0	0	1	0	0	0	0	0	0	3	3	0.00	0.000
ERA:																		
57 Mark Lowe, R	(9, 1)	1.0	W	3	0	0	0	2	0	0	0	0	0	0	9	12	0.00	0.000
ERA:																		

Cleveland Indians @ Texas Rangers

Surprise Stadium, Surprise, AZ

Thu Mar 03 2011, 3:06 PM - 6:16 PM EST

Att. 3,041 - Partly Cloudy - 72 F

livebaseballscorecards.com

BOTTOM

Batter	1	2	3	4	5	6	7	8	9	AB	R	H	RBI	BB	SO	LOB
5 Ian Kinsler, R (1, 4) OBP: 0.636, SLG: 1.667 88 Davis Stoneburner, R (6, 4) OBP: 0.333, SLG: 0.333	C SI 89 X SI 88 0-1 HR	B FC 89 C CH 79 B SI 90 F FF 90 B SL 82 B FF 90 4-2 1-2 BB		D CH 78 B FC 83 B FF 88 C FF 88 F FF 87 X FC 83 3-2 1-3 1B		C FF 88 X CH 82 0-1 98 HR 3-H 1B		B FF 91 B FF 91 C FF 91 F FF 92 B FF 92 X FF 91 3-2 L9 ②		2 1 2 1 1 0 0 2 1 1 1 0 0 0						
20 Julio Borbon, L (1, 8) OBP: 0.500, SLG: 0.700 92 Jared Hoying, L (6, 8)	F SI 88 X FF 89 0-1 G3 ①	C FF 88 S CH 79 X SL 81 0-2 G6-3 ③		B FC 83 1 SAFE X FC 82 1-0 P6 ③		B FF 88 C CH 80 F FF 89 B FF 89 2 SAFE X FF 88 2-2 F7 ②		C FF 92 B FF 92 B FF 92 X FF 92 2-1 F8 ③		3 0 0 0 0 0 4 2 0 0 0 0 0 2						
7 David Murphy, L (1, 7) OBP: 0.385, SLG: 0.583 98 Erik Morrison, R (6, 7) OBP: 0.500, SLG: 2.000	C SI 87 F CH 78 F FF 88 B FF 88 X FF 89 1-2 17 2B 25 SF7 1B	X FF 87 0-0 G4-3 ①	C CU 73 B CU 75 C FF 87 S FC 82 1-3 K ①	X SL 79 0-0 1-H 2-H HR			B FF 90 X FF 89 1-0 F9 ①	3 1 1 0 0 1 0 2 1 1 3 0 0 0								
17 Nelson Cruz, R (1, 9) OBP: 0.273, SLG: 0.300 92 Joey Butler, R (6, 9) OBP: 0.250, SLG: 0.500	X SI 90 0-0 1-3 2B	F FF 89 S CU 73 X FC 84 0-2 F8 ②	X FC 82 0-0 F8 ②	S FF 88 F FF 88 F FF 89 B SL 82 B SL 81 B FF 89 C FF 89 3-3 K ③			B FF 90 B FF 88 X FF 90 2-0 94 1B 2B	3 0 1 0 0 0 0 2 1 1 0 0 1 0								
25 Mike Napoli, R (1, 10) OBP: 0.500, SLG: 0.900 94 Mike Olt, R (7, PH) OBP: 1.000, SLG: 1.000 (8, 10)	C FF 90 F SL 85 F CH 79 X SI 89 0-2 SF7 ② 3-H	B FC 86 B FF 90 F FF 89 C FF 90 X FF 90 2-2 19 2B 2B	C FC 82 S CU 75 B CU 77 S FC 83 1-3 K ③			B SI 87 C SI 87 B CU 83 X SI 88 2-1 63 FC6-4 1B	B SL 79 X FF 89 1-0 19 HR 2-H 1B	2 1 1 1 0 1 0 2 1 2 1 0 0 0								
19 Chris Davis, L (1, 5) OBP: 0.538, SLG: 0.909	S FF 89 B CH 76 X FF 88 1-1 G6-3 ③	S FC 86 C CU 77 B CU 78 F FF 91 F FC 86 X FF 91 1-2 2-H 2B ③				F FF 89 X CH 80 0-1 97 FC1 97 E 2B	S SI 89 S SI 88 B SI 87 S SI 89 1-3 K ①		B FF 89 C FF 90 F FF 90 X FF 91 1-2 1-H HR	5 2 3 3 0 1 2						
63 Chad Tracy, R (1, 3) OBP: 0.182, SLG: 0.400		X SL 81 0-0 P6 ①		B FF 87 X FC 82 1-0 F7 ①		B FF 88 B FF 88 F FF 88 B SL 80 B FF 89 4-1 97 E 88 1B BB	C SI 89 S SI 89 X SI 90 0-2 FC6-4 ② 1-2f			3 1 0 0 1 0 1						
3 Andrés Blanco, S (1, 6) OBP: 0.200, SLG: 0.111 97 Jurickson Profar, S (6, 6) OBP: 0.250, SLG: 0.500		C SI 89 F FF 89 B FF 90 X CH 78 1-2 G5-3 ②		S FC 84 S FF 89 X FC 84 0-2 F8 ②		X FF 87 0-0 FC1 98 HR 1-3 2-H	X SI 89 0-0 G4-3 ③			2 0 0 0 0 0 0 2 1 0 0 0 0 2						
71 Jose Heberto Felix, R (1, 2) OBP: 1.000, SLG: 1.333 14 Kevin Cash, R (6, 2)		C SI 90 X CH 78 0-1 5 BB 1B		C FF 89 X FF 90 0-1 5 1B 1B		C SL 80 B SL 80 B FF 88 X FF 88 2-1 L5 ①		C FF 90 F FF 91 B SL 84 X SL 84 1-2 G5-3 ①		2 0 2 0 0 0 0 2 0 0 0 0 0 2						
Inning Stats	R: 2 E: 0 K: 0 S: 15 H: 3 LOB: 1 BB: 0 P: 17	R: 0 E: 0 K: 0 S: 11 H: 1 LOB: 2 BB: 1 P: 16	R: 1 E: 0 K: 0 S: 12 H: 2 LOB: 1 BB: 0 P: 15	R: 0 E: 0 K: 0 S: 10 H: 2 LOB: 2 BB: 0 P: 15	R: 0 E: 0 K: 2 S: 7 H: 0 LOB: 0 BB: 0 P: 9	R: 5 E: 1 K: 1 S: 16 H: 3 LOB: 0 BB: 1 P: 27	R: 0 E: 0 K: 1 S: 9 H: 1 LOB: 1 BB: 0 P: 12	R: 0 E: 0 K: 0 S: 8 H: 0 LOB: 0 BB: 0 P: 14	R: 3 E: 0 K: 0 S: 6 H: 3 LOB: 0 BB: 0 P: 11	1B: 7 2B: 5 3B: 0 HR: 3 SF: 1 SAC: 0 DP: 0 HBP: 0						

	AB	39
	R	11
	H	15
	RBI	10
	BB	2
	SO	4
	LOB	13

WP: 0 PA: 42
PB: 0
SB: 0
CS: 0

PITCHER		IP	WLS	BF	H	R	ER	SO	BB	IBB	HBP	BLK	WP	HR	S	P	ERA	WHIP
51 Mitch Talbot, R ERA: 9.0	(1, 1)	2.0		11	4	2	2	0	1	0	0	0	0	1	26	33	9.00	2.500
43 Josh Tomlin, R ERA: 1.8	(3, 1)	3.0		12	4	1	1	2	0	0	0	0	0	0	29	39	3.00	1.333
62 Yohan Pino, R ERA: 9.0	(6, 1)	1.0		8	3	5	1	1	1	0	0	0	0	1	16	27	9.00	4.000
39 Justin Germano, R ERA:	(7, 1)	1.0	H	4	1	0	0	1	0	0	0	0	0	0	9	12	0.00	1.000
49 Tony Sipp, L ERA:	(8, 1)	1.0	H	3	0	0	0	0	0	0	0	0	0	0	8	14	0.00	0.000

PITCHER		IP	WLS	BF	H	R	ER	SO	BB	IBB	HBP	BLK	WP	HR	S	P	ERA	WHIP
80 Josh Judy, R ERA: 20.25	(9, 1)	0.1	L	4	3	3	3	0	0	0	0	0	0	1	6	11	81.00	9.000

Batter	1	2	3	4	5	6	7	8	9	AB	R	H	RBI	BB	SO	LOB
24 Dexter Fowler, S (1, 8) OBP: 0.250, SLG: 0.182 41 Cole Garner, R (7, 9) OBP: 0.308, SLG: 0.385	G4-3		G3-1		K		G4-3		L4	4 1	0 0	0 0	0 0	0 0	1 0	2 1
18 Jonathan Herrera, S (1, 6) OBP: 0.615, SLG: 0.909 76 Hernan Iribarren, L (6, 4) OBP: 0.625, SLG: 0.714	P5		23 1B 3B			L8		71 FC4-6 2B		3 1	1 1	1 1	0 0	0 0	0 0	0 0
23 Jason Giambi, L (1, 10) OBP: 0.833, SLG: 0.750 8 Michael McKenry, R (8, PR) (8, 10)	K		1B 3-H			BB		71 FC4-6 2-3 1B		3 0	0 0	2 0	1 0	1 0	1 0	0 0
21 Ty Wigginton, R (1, 9) OBP: 0.222, SLG: 0.333 71 Tim Wheeler, L (6, 9) OBP: 0.143, SLG: 0.167 (7, 7)		G5-3	K			K		FC4-6 1-2f 3-H		3 1	0 0	0 0	0 1	0 0	2 0	2 1
35 Mike Jacobs, L (1, 3) OBP: 0.100, SLG: 0.200 72 Ben Paulsen, L (6, 3) OBP: 0.500, SLG: 0.667		L9		G6-3		K		F8		3 1	0 0	0 0	0 0	0 0	1 0	1 1
19 Ryan Spilborghs, R (1, 7) OBP: 0.231, SLG: 0.333 26 Jose Morales, S (7, 2) OBP: 0.400, SLG: 0.600		20 BB 1B		F9			75 S 1B	K		3 1	0 0	2 0	0 0	0 0	0 1	0 1
20 Chris Iannetta, R (1, 2) OBP: 0.429, SLG: 0.800 70 Charlie Blackmon, L (7, 8) OBP: 0.538, SLG: 0.800		BB 1-2		K			F9		F8	2 1	0 0	0 0	0 0	1 0	1 0	1 0
10 Chris Nelson, R (1, 4) OBP: 0.286, SLG: 0.333 (6, 6) 64 Héctor Gómez, R (7, 5) OBP: 0.167, SLG: 0.250		G5-3			L7		K		58 DI 1B	3 1	0 0	0 1	0 0	1 0	3 0	
75 Tommy Field, R (1, 5) (7, 6) 58 Jordan Pacheco, R (9, PH) OBP: 0.571, SLG: 0.571			G5-3		B1-3		HBP 1-2		K 1-2	2 1	0 0	0 0	0 0	0 0	0 1	0 1
Inning Stats	R: 0 E: 0 K: 1 S: 5 H: 0 LOB: 0 BB: 0 P: 5	R: 0 E: 0 K: 0 S: 4 H: 1 LOB: 2 BB: 1 P: 8	R: 1 E: 0 K: 1 S: 7 H: 2 LOB: 1 BB: 0 P: 7	R: 0 E: 0 K: 1 S: 5 H: 0 LOB: 0 BB: 0 P: 5	R: 0 E: 0 K: 1 S: 5 H: 0 LOB: 0 BB: 0 P: 5	R: 0 E: 0 K: 2 S: 7 H: 0 LOB: 1 BB: 1 P: 11	R: 0 E: 0 K: 1 S: 6 H: 1 LOB: 2 BB: 0 P: 8	R: 1 E: 0 K: 1 S: 7 H: 2 LOB: 1 BB: 0 P: 7	R: 0 E: 0 K: 1 S: 6 H: 1 LOB: 1 BB: 0 P: 7							

PITCHER		IP	WLS	BF	H	R	ER	SO	BB	IBB	HBP	BLK	WP	HR	S	P	ERA	WHIP
55 Roberto Hernandez, R ERA: 1.8	(1, 1)	3.0	W	13	3	1	1	2	1	0	0	0	0	0	16	20	3.00	1.333
54 Chris Perez, R ERA:	(4, 1)	1.0	H	3	0	0	0	1	0	0	0	0	0	0	5	5	0.00	0.000
79 Alex White, R ERA: 6.0	(5, 1)	2.0	H	7	0	0	0	3	1	0	0	0	0	0	12	16	0.00	0.500
67 Nick Hagadone, L ERA:	(7, 1)	1.0	H	5	1	0	0	1	0	0	1	0	0	0	6	8	0.00	1.000
45 Doug Mathis, R ERA: 6.0	(8, 1)	1.0		5	2	1	1	1	0	0	0	0	0	0	7	7	9.00	2.000

PITCHER		IP	WLS	BF	H	R	ER	SO	BB	IBB	HBP	BLK	WP	HR	S	P	ERA	WHIP
56 Frank Herrmann, R ERA:	(9, 1)	1.0		4	1	0	0	1	0	0	0	0	0	0	6	7	0.00	1.000

TOP

Colorado Rockies @ Cleveland Indians

Goodyear Ballpark, Goodyear, AZ

Fri Mar 04 2011, 3:07 PM - 5:54 PM EST

Att. 2,529 - Partly Cloudy - 83 F

livebaseballscorecards.com

AB	34
R	2
H	7
RBI	2
BB	2
SO	9
LOB	14

1B: 5 SF: 0
2B: 1 SAC: 0
3B: 1 DP: 0
HR: 0 HBP: 1

WP: 0 PA: 37
PB: 0
SB: 1
CS: 0

BOTTOM

Colorado Rockies @ Cleveland Indians

Goodyear Ballpark, Goodyear, AZ

Fri Mar 04 2011, 3:07 PM - 5:54 PM EST

Att. 2,529 - Partly Cloudy - 83 F

livebaseballscorecards.com

Batter	1	2	3	4	5	6	7	8	9	AB	R	H	RBI	BB	SO	LOB
65 Ezequiel Carrera, L (1, 8) OBP: 0.471, SLG: 0.538 71 Nick Weglarz, L (8, 7)	0-0 20 E 20 E 1B	0-0 20 BB 1-2 3-H 1B		S S C 0-3 K		0-0 SH5-4 1-2 2-3		0-0 E5 73 FC5-4		3 1 2 1 0 1 0 1 0 0 0 0 0 0						
20 Orlando Cabrera, R (1, 4) OBP: 0.571, SLG: 1.000 73 Cord Phelps, S (5, PR) OBP: 0.333, SLG: 0.286 (6, 4)	1 SAFE X 0-0 E4 1-H 3B	B B B 4-0 1-2 2-3 BB			0-0 48 BB 1B	0-0 L5		0-0 FC5-4 22 WP 87 G6-3 1-2f		2 1 2 1 1 0 0 2 0 0 0 0 0 3						
17 Shin-Soo Choo, L (1, 9) OBP: 0.125, SLG: 0.125 87 Jerad Head, R (6, 9) (8, 8)	0-0 F7	0-0 G3-1			0-0 F8	0-0 G5-3		0-0 G6-3 1-2		3 0 0 0 0 0 4 2 0 0 0 0 0 3						
41 Carlos Santana, S (1, 2) OBP: 0.375, SLG: 0.286 74 Chun-Hsiu Chen, R (5, 2) 22 Luke Carlin, S (8, 2) OBP: 0.600, SLG: 0.333	0-0 G4-3		0-0 P4		0-0 F9		0-0 F8	B S S S 1-3 K 2-3		2 0 0 0 0 0 0 2 0 0 0 0 0 1 1 0 0 0 0 1 1						
48 Travis Hafner, L (1, 10) OBP: 0.200, SLG: 0.111 72 Jason Kipnis, L (7, PH) OBP: 0.222, SLG: 0.500 (8, 10)	0-0 G3		0-0 G3-1		B B B 4-0 1-2 BB		0-0 G4-3			2 0 0 0 1 0 0 1 0 0 0 0 0 0						
7 Matt LaPorta, R (1, 3) OBP: 0.200, SLG: 0.429 88 Matt McBride, R (7, PR) (8, 3)	S S S 0-3 K	0-0 F7			0-0 P6		0-0 E6 76 1B 30 1B			4 0 0 0 0 1 2 0 1 0 0 0 0 0						
76 Lonnie Chisenhall, L (1, 5) OBP: 0.615, SLG: 1.000	0-0 8 1B 65 1B 1B			S S S 0-3 K		B X 1-0 HR	0-0 30 E 30 1B 1-3 1B			4 2 3 1 0 1 0						
30 Chad Huffman, R (1, 7) OBP: 0.600, SLG: 0.909 (8, 9)	0-0 F8			B X 1-0 HR		0-0 65 SH5-4 8 BB 1B	0-0 E6 1-3 3-H 1B			4 1 3 2 0 0 1						
8 Adam Everett, R (1, 6) OBP: 0.545, SLG: 0.375 1 Luis Valbuena, L (7, PH) OBP: 0.333, SLG: 0.143 (8, 6)	0-0 20 BB 65 1B 1-3 1B			0-0 G1-3		B B B B 4-0 65 SH5-4 1-2 BB	0-0 P6			2 0 1 0 1 0 0 1 0 0 0 0 0 3						
Inning Stats	R: 2 H: 2 E: 2 LOB: 0 K: 0 BB: 0 S: 5 P: 5	R: 1 H: 3 E: 0 LOB: 3 K: 1 BB: 1 S: 8 P: 12	R: 0 H: 0 E: 0 LOB: 0 K: 0 BB: 0 S: 3 P: 3	R: 1 H: 1 E: 0 LOB: 0 K: 2 BB: 0 S: 8 P: 9	R: 0 H: 1 E: 0 LOB: 2 K: 0 BB: 1 S: 4 P: 8	R: 1 H: 2 E: 0 LOB: 2 K: 0 BB: 1 S: 5 P: 10	R: 1 H: 2 E: 2 LOB: 3 K: 0 BB: 0 S: 6 P: 6	R: 0 H: 0 E: 1 LOB: 1 K: 1 BB: 0 S: 6 P: 7		1B: 8 SF: 0 2B: 0 SAC: 1 3B: 1 DP: 0 HR: 2 HBP: 0				WP: 1 PA: 40 PB: 0 SB: 0 CS: 0		

	AB	36
	R	6
	H	11
	RBI	5
	BB	3
	SO	4
	LOB	18

PITCHER		IP	WLS	BF	H	R	ER	SO	BB	IBB	HBP	BLK	WP	HR	S	P	ERA	WHIP
45 Jhoulys Chacín, R ERA: 5.4	(1, 1)	3.0	L	15	5	3	3	1	1	0	0	0	0	0	16	20	9.00	2.000
27 Matt Lindstrom, R ERA: 4.5	(4, 1)	1.0		4	1	1	1	2	0	0	0	0	0	1	8	9	9.00	1.000
59 Clayton Mortensen, R ERA: 4.5	(5, 1)	2.0		11	3	1	1	0	2	0	0	0	0	1	9	18	4.50	2.500
54 Eric Stults, L ERA: 6.75	(7, 1)	2.0		10	2	1	0	1	0	0	0	0	1	0	12	13	0.00	1.000

PITCHER	IP	WLS	BF	H	R	ER	SO	BB	IBB	HBP	BLK	WP	HR	S	P	ERA	WHIP

Cleveland Indians @ Seattle Mariners

Peoria Stadium, Peoria, AZ

Sat Mar 05 2011, 3:06 PM - 6:00 PM EST

Att. 6,168 - Sunny - 76 F

TOP

livebaseballscorecards.com

Batter	1	2	3	4	5	6	7	8	9	AB	R	H	RBI	BB	SO	LOB
65 Ezequiel Carrera, L (1, 8) OBP: 0.455, SLG: 0.471	B FF 89 C FF 88 B FF 90 S FC 90 B CU 77 C FF 90 3-3 ① K		B SI 91 B SI 90 B FC 87 C SI 91 B SI 91 4-1 12 S BB		C SI 96 F SI 96 F SI 97 X SI 97 0-2 12 G5-4-3 1-2 2-H 1B	C SI 85 C CU 74 B CU 73 D SI 86 X SI 85 2-2 ③ F8			C SI 88 B CU 81 F SI 89 B SI 89 B SL 80 X SI 86 3-2 ② G4-3	4	0	1	1	1	1	2
12 Jayson Nix, R (1, 4) 8 Adam Everett, R (7, PH) OBP: 0.462, SLG: 0.300 (7, 4)	C FC 90 F CU 77 C FF 91 0-3 ② K		F SI 91 B SI 91 B CU 77 S FC 88 C CU 78 2-3 ③ K 1-2		B SL 78 F FF 96 X SI 96 1-1 ① ② G5-4-3 1-2f 2-3		B CH 88 X CH 87 1-0 ① G5-3		B SL 80 S SI 88 X SI 88 1-1 ③ F8	3 2	0 0	0 0	0 0	0 0	2 0	3 0
9 Jack Hannahan, L (1, 5) OBP: 0.533, SLG: 0.455 (7, 3)	C FF 91 C CU 77 S SI 92 0-3 ③ K			B FF 89 F FF 89 B SL 82 C FF 90 F SL 83 X SL 82 2-2 ① G4-3	B FF 96 B FF 95 B SI 93 B SI 92 4-0 26 1B BB		S CH 82 C SI 91 B CU 76 F CH 82 B FA 90 B CH 90 X CH 88 3-2 1B			3	0	1	0	1	1	0
26 Austin Kearns, R (1, 9) OBP: 0.615, SLG: 0.444 85 Delvi Cid, R (7, 9)		B FC 89 B CU 77 F FF 90 C CU 76 B FF 92 B CU 76 4-2 47 FC5-4 BB		S SL 82 F FF 90 B SL 81 B FF 90 F FF 90 F SL 82 B CH 81 B FF 91 4-2 47 1B BB	B SL 79 C SI 94 B SI 93 B SI 94 C SI 93 X FF 94 3-2 1-3 3-H 1B		B CH 90 1 SAFE X CH 88 1-0 ② F7			2 0	0 0	1 0	1 0	2 0	0 0	1 0
35 Jordan Brown, L (1, 10) OBP: 0.400, SLG: 0.538 76 Lonnie Chisenhall, L (7, PH) OBP: 0.571, SLG: 0.909 (7, 10)		C FC 91 B CU 78 C FF 90 B CU 77 B FC 90 1 SAFE F FC 90 S FF 90 3-3 ① K		C SL 89 B FF 90 B SL 82 X FF 90 2-1 ② F7	C FF 95 B FF 95 B FF 94 X FF 94 2-1 ③ F7		1 SAFE B CH 89 X FF 89 1-0 ③ F7			3 1	0 0	0 0	0 0	0 0	1 0	4 1
47 Shelley Duncan, R (1, 3) OBP: 0.333, SLG: 0.333 73 Cord Phelps, S (7, 5) OBP: 0.400, SLG: 0.286		C CU 76 B FF 91 B CU 80 F CU 78 F FF 92 X FC 91 2-2 ② FC5-4 1-2f		F SL 82 X CH 80 0-1 1-3 1B		B FF 82 S FF 82 B CU 72 X FF 83 2-1 ① G6-3		B FF 90 B FF 91 B FF 90 B FF 90 4-0 70 G5-4-3 BB		3 0	0 0	1 0	0 0	0 1	0 0	1 0
2 Paul Phillips, R (1, 2) OBP: 0.500, SLG: 0.500 70 Juan Apodaca, R (7, 2) OBP: 0.400, SLG: 0.500		B FF 91 F FF 90 X CU 77 1-1 ③ L5		B FF 90 X FF 89 1-0 ③ P4		C CU 73 F FF 84 X CH 76 0-2 71 BB 1B		C FF 90 C FF 89 B SL 79 X 1-2 ① ② G5-4-3 1-2f		3 1	0 0	1 0	0 0	0 0	0 1	3 1
1 Luis Valbuena, L (1, 6) OBP: 0.308, SLG: 0.100			B SI 89 C SI 90 F FC 88 T CU 78 1-2 ① K		B SI 94 B SI 94 C FF 95 B SI 95 B SI 95 4-1 71 BB 65 1B BB	B FF 83 B FF 84 C SI 84 X SI 85 2-1 ② P3		B FF 90 X FF 91 1-0 ③ F9		3	1	0	0	1	1	1
71 Nick Weglarz, L (1, 7) 87 Jerad Head, R (7, 7)			C SI 90 F FC 88 B FC 86 B CU 78 B SI 91 X FC 88 3-2 ② F7		D SI 94 B SI 96 B SI 95 C SI 94 B SI 95 4-1 12 G5-4-3 65 1B 26 1B 1-2 BB	B CU 74 S SI 84 F SI 85 B CU 74 B SI 85 B SI 86 4-2 1-2 BB			C CU 79 X SL 81 0-1 ① F7	1 1	1 0	0 0	0 0	2 0	0 0	0 0
Inning Stats	R: 0 E: 0 K: 3 S: 9 H: 0 LOB: 0 BB: 0 P: 12	R: 0 E: 0 K: 1 S: 12 H: 0 LOB: 1 BB: 1 P: 22	R: 0 E: 0 K: 2 S: 10 H: 0 LOB: 1 BB: 1 P: 20	R: 0 E: 0 K: 0 S: 13 H: 1 LOB: 2 BB: 1 P: 22	R: 2 E: 0 K: 0 S: 13 H: 2 LOB: 2 BB: 3 P: 31	R: 0 E: 0 K: 0 S: 12 H: 1 LOB: 2 BB: 1 P: 22	R: 0 E: 0 K: 0 S: 7 H: 1 LOB: 1 BB: 0 P: 13	R: 0 E: 0 K: 0 S: 4 H: 0 LOB: 0 BB: 1 P: 10	R: 0 E: 0 K: 0 S: 7 H: 0 LOB: 0 BB: 0 P: 11	1B: 5 2B: 0 3B: 0 HR: 0	SF: 0 SAC: 0 DP: 2 HBP: 0					

	AB	30
	R	2
	H	5
	RBI	2
	BB	8
	SO	6
	LOB	17

WP: 0 PB: 0 SB: 1 CS: 0 PA: 38

PITCHER		IP	WLS	BF	H	R	ER	SO	BB	IBB	HBP	BLK	WP	HR	S	P	ERA	WHIP
45 Erik Bedard, L ERA:	(1, 1)	2.0	W	7	0	0	0	4	1	0	0	0	0	0	21	34	0.00	0.500
50 Jamey Wright, R ERA:	(3, 1)	1.0	H	4	0	0	0	2	1	0	0	0	0	0	10	20	0.00	1.000
52 Chris Seddon, L ERA: 3.0	(4, 1)	1.0		5	1	0	0	0	1	0	0	0	0	0	13	22	0.00	2.000
57 Dan Cortes, R ERA: 9.0	(5, 1)	1.0		7	2	2	2	0	3	0	0	0	0	0	13	31	18.00	5.000
66 Royce Ring, L ERA:	(6, 1)	1.0	H	5	1	0	0	0	1	0	0	0	0	0	12	22	0.00	2.000

PITCHER		IP	WLS	BF	H	R	ER	SO	BB	IBB	HBP	BLK	WP	HR	S	P	ERA	WHIP
31 Manny Delcarmen, R ERA: 6.0	(7, 1)	1.0		4	1	0	0	0	0	0	0	0	0	0	7	13	0.00	1.000
65 Edward Paredes, L ERA:	(8, 1)	1.0		3	0	0	0	0	1	0	0	0	0	0	4	10	0.00	1.000
41 Justin Miller, R ERA: 8.1	(9, 1)	1.0		3	0	0	0	0	0	0	0	0	0	0	7	11	0.00	0.000

Cleveland Indians @ Seattle Mariners

Peoria Stadium, Peoria, AZ

Sat Mar 05 2011, 3:06 PM - 6:00 PM EST

Att. 6,168 - Sunny - 76 F

livebaseballscorecards.com

BOTTOM

Batter	1	2	3	4	5	6	7	8	9	AB	R	H	RBI	BB	SO	LOB
51 Ichiro Suzuki, L (1, 10) OBP: 0.333, SLG: 0.385 27 Matt Tuiasosopo, R (7, PH) OBP: 0.429, SLG: 0.333 (8, 10)	B SI 89 C SI 89 B CH 82 X SI 91 2-1 9 SH3 21 G3 2B		C SI 89 B CH 83 S CH 82 B SI 89 F SL 82 F CH 82 X SI 91 2-2 ① G1-3 1-2		C SI 88 B SI 90 B SI 88 F SI 89 F SL 80 1 SAFE B SI 90 F SI 88 B SI 88 4-2 9 FC4-6 1-2 BB		C FF 90 B CU 77 B FF 90 X FF 91 2-1 ① FC5-4 63 E 56 1B 1-2f			2 1 1 0 1 0 1 1 1 0 0 0 0 1						
9 Chone Figgins, S (1, 5) OBP: 0.286, SLG: 0.308 63 Alex Liddi, R (6, 5) OBP: 0.400, SLG: 0.250	X SI 90 0-0 ① SH3 2-3		B SI 89 B CH 81 C SI 90 F CH 81 B SI 91 B SI 89 4-2 21 2B 4 SF8 BB		B SI 89 B SI 87 X SI 88 2-0 ① FC4-6 1-2f 2-3		B FF 93 F FF 90 C FF 87 1 SAFE B FF 90 B FF 86 X FF 86 3-2 ② P3 1-3			1 1 0 0 1 0 2 1 0 0 0 0 0 1						
21 Franklin Gutierrez, R (1, 8) OBP: 0.333, SLG: 0.429 56 Greg Halman, R (6, 8) OBP: 0.300, SLG: 0.600	B SI 90 B SI 93 B SI 92 C SI 92 S SL 81 X SI 91 3-2 ② G3 3-H		B CH 86 X CH 84 1-0 4 SF8 1-3 2-H 2B		1 SAFE C SI 90 C SI 88 B SI 90 X SL 82 1-2 ② SF7 3-H		C FF 91 S SL 82 F FF 93 F SL 81 F CU 80 D FF 94 X FF 86 1-2 1B 3-H			2 0 1 3 0 0 0 1 0 1 1 0 0 0						
4 Adam Kennedy, L (1, 3) OBP: 0.417, SLG: 0.667 5 Chris Gimenez, R (6, 3)	C SI 92 B CH 84 X SI 91 1-1 ③ G6-3		B CH 84 S CH 74 F CH 87 B FF 88 X CH 73 2-2 ② SF8 2-3 3-H		C SI 89 1 SAFE 1 SAFE X SI 88 0-1 ③ G3		C FF 91 B FF 87 B FF 92 F FF 86 X SL 80 2-2 ③ F7			2 0 0 1 0 0 1 1 0 0 0 0 0 1						
30 Miguel Olivo, R (1, 2) OBP: 0.100, SLG: 0.100 75 Steven Baron, R (3, 2) OBP: 0.500, SLG: 1.500		B SI 91 B SI 92 C SI 90 C SI 91 B SI 94 X SI 92 3-2 26 FC4-6 55 1B 72 SF8 1B	B CH 86 C FF 86 D CH 79 X FF 88 2-1 ③ G4-3			X FF 91 0-0 55 G3 26 WP 2B		X FF 89 0-0 ① G5-3		1 1 1 0 0 0 0 3 1 1 0 0 0 1						
55 Michael Saunders, L (1, 7) OBP: 0.286, SLG: 0.231		B SL 84 X SI 90 1-0 26 FC4-6 1-2 1B		B CH 83 B CH 82 C CH 84 X CH 84 2-1 ① F8		C FF 91 B CU 80 B CU 79 X FF 91 2-1 ① G3 2-3		B FF 90 S FF 91 S SL 84 C SL 83 1-3 ② K		4 0 1 0 0 1 1						
26 Brendan Ryan, R (1, 6) OBP: 0.250, SLG: 0.273 1 Luis Antonio Rodriguez, S (7, 6)		C SI 92 B SI 90 B SI 91 X SI 91 2-1 ① FC4-6 44 CS 1-2f 2-3	X CH 85 0-0 72 G5-4-3 1B		B FF 93 B FF 84 B SI 89 B FF 91 4-0 72 G4-6-3 3-H BB		B FF 90 F FF 90 B FF 91 B FF 90 X FF 90 3-1 ③ G5-3			2 0 1 0 1 0 2 1 0 0 0 0 0 0						
72 Sean Kazmar Jr., R (1, 4) OBP: 0.125, SLG: 0.143		C CH 84 1 SAFE B SI 91 C SI 91 B SL 84 F SL 83 X SI 91 2-2 ② SF8 3-H	X CH 84 0-0 ②③ G5-4-3 1-2f			C FF 88 F FC 85 X FF 92 0-2 ②③ G4-6-3 1-2f				2 0 0 1 0 0 2						
44 Mike Wilson, R (1, 9) OBP: 0.500, SLG: 0.333		B SL 82 B SL 83 F SI 90 C SI 88 2-2 ③ CS 1-2	C SI 89 C SI 90 B SI 88 X SL 83 1-2 51 G1-3 21 2B 1B		C SI 90 H SI 89 1-1 9 FC4-6 51 BB 21 SF7 HBP		B SL 76 B FF 89 X FF 92 2-0 E5 27 FC5-4			2 2 1 0 0 0 0						
Inning Stats	R: 1 E: 0 K: 0 S: 8 H: 1 LOB: 0 BB: 0 P: 14	R: 1 E: 0 K: 0 S: 12 H: 2 LOB: 0 BB: 0 P: 22	R: 2 E: 0 K: 0 S: 16 H: 2 LOB: 1 BB: 1 P: 28	R: 0 E: 0 K: 0 S: 4 H: 1 LOB: 0 BB: 0 P: 6	R: 1 E: 0 K: 0 S: 11 H: 0 LOB: 1 BB: 1 P: 19	R: 1 E: 0 K: 0 S: 6 H: 1 LOB: 0 BB: 1 P: 12	R: 1 E: 2 K: 0 S: 15 H: 1 LOB: 1 BB: 0 P: 25	R: 0 E: 0 K: 1 S: 6 H: 0 LOB: 0 BB: 0 P: 10		1B: 5 2B: 3 3B: 0 HR: 0 SF: 3 SAC: 1 DP: 2 HBP: 1	WP: 1 PB: 0 SB: 0 CS: 1 PA: 35					

AB	26
R	7
H	8
RBI	6
BB	3
SO	1
LOB	13

PITCHER		IP	WLS	BF	H	R	ER	SO	BB	IBB	HBP	BLK	WP	HR	S	P	ERA	WHIP
58 Jeanmar Gómez, R ERA: 8.31	(1, 1)	2.1	L	11	4	4	4	0	1	0	0	0	0	0	30	53	15.43	2.143
50 Jensen Lewis, R ERA:	(3, 1)	1.2		6	2	0	0	0	0	0	0	0	0	0	10	17	0.00	1.200
38 Joe Smith, R ERA: 3.0	(5, 1)	1.0		5	0	1	1	0	1	0	1	0	0	0	11	19	9.00	1.000
61 Kelvin De La Cruz, L ERA: 4.5	(6, 1)	2.0		9	2	2	1	0	1	0	0	0	1	0	21	37	4.50	1.500
49 Tony Sipp, L ERA:	(8, 1)	1.0		3	0	0	0	1	0	0	0	0	0	0	6	10	0.00	0.000

PITCHER	IP	WLS	BF	H	R	ER	SO	BB	IBB	HBP	BLK	WP	HR	S	P	ERA	WHIP

Batter	1	2	3	4	5	6	7	8	9	AB	R	H	RBI	BB	SO	LOB
5 Lastings Milledge, R (1, 7) OBP: 0.364, SLG: 0.300	F9		G6-4-3 1-2f		1B 15 1B 1-3 2-H		G5-3			3	0	1	1	0	0	1
38 Stefan Gartrell, R (6, 7)										1	0	0	0	0	0	0
15 Gordon Beckham, R (1, 4) OBP: 0.462, SLG: 0.300	G5-3			F8	1B 1-2 3-H			F7		3	0	1	1	0	0	0
86 Drew Garcia, S (6, 4)										1	0	0	0	0	0	0
51 Alex Rios, R (1, 8) OBP: 0.100, SLG: 0.400	K			K	F9			BB		3	0	0	0	0	2	2
76 Brandon Short, R (6, 8) OBP: 0.500, SLG: 0.250										0	0	0	0	1	0	0
14 Paul Konerko, R (1, 3) OBP: 0.231, SLG: 0.462		2B		K		K		F7		3	0	1	0	0	2	0
87 Jim Gallagher, L (6, 3) OBP: 0.500, SLG: 1.000										1	0	0	0	0	0	1
20 Carlos Quentin, R (1, 10) OBP: 0.167, SLG: 0.167		P3			K	P6		P6		4	0	0	0	0	1	2
23 Mark Teahen, L (1, 5) OBP: 0.500, SLG: 0.286		F7			BB 24 PB 24 1B	1B			HBP	2	0	1	0	1	0	1
45 Dallas McPherson, L (7, 5) OBP: 0.444, SLG: 0.375										0	0	0	0	0	0	0
24 Dayan Viciedo, R (1, 9) OBP: 0.417, SLG: 0.364		K			1B 27 E 11 1B 1-H	F8			K	4	1	1	0	0	2	3
27 Ramon Castro, R (1, 2)			F8		E5 11 1B 5 1B 2-3		F8		K	3	1	0	0	0	0	1
55 Donny Lucy, R (7, 2) OBP: 0.250, SLG: 0.250										1	0	0	0	0	1	1
11 Omar Vizquel, S (1, 6) OBP: 0.500, SLG: 0.429			5 G6-4-3		1B 5 1B 15 1B 1-2 3-H		G6-3		K	3	1	2	1	0	0	0
62 Eduardo Escobar, S (7, 6) OBP: 0.125, SLG: 0.143										1	0	0	0	0	1	1
Inning Stats	R: 0 E: 0 K: 1 S: 5 H: 0 LOB: 0 BB: 0 P: 5	R: 0 E: 0 K: 1 S: 6 H: 1 LOB: 1 BB: 0 P: 6	R: 0 E: 0 K: 0 S: 3 H: 1 LOB: 0 BB: 0 P: 3	R: 0 E: 0 K: 2 S: 7 H: 0 LOB: 0 BB: 0 P: 7	R: 3 E: 1 K: 1 S: 9 H: 4 LOB: 2 BB: 1 P: 14	R: 0 E: 0 K: 1 S: 6 H: 1 LOB: 1 BB: 0 P: 6	R: 0 E: 0 K: 0 S: 3 H: 0 LOB: 0 BB: 0 P: 3	R: 0 E: 0 K: 0 S: 3 H: 0 LOB: 1 BB: 1 P: 7	R: 0 E: 0 K: 3 S: 9 H: 0 LOB: 1 BB: 0 P: 10	1B: 6 2B: 1 3B: 0 HR: 0 SF: 0 SAC: 0 DP: 1 HBP: 1	WP: 0 PB: 1 SB: 0 CS: 0 PA: 36					

PITCHER		IP	WLS	BF	H	R	ER	SO	BB	IBB	HBP	BLK	WP	HR	S	P	ERA	WHIP
31 David Huff, L ERA:	(1, 1)	3.0	W	10	2	0	0	2	0	0	0	0	0	0	14	14	0.00	0.667
81 Zach Putnam, R ERA: 18.0	(4, 1)	1.0		3	0	0	0	2	0	0	0	0	0	0	7	7	0.00	0.000
69 Zach McAllister, R ERA:	(5, 1)	2.0		12	5	3	0	2	1	0	0	0	0	0	15	20	0.00	3.000
33 Joe Martinez, R ERA: 4.5	(7, 1)	1.0	H	3	0	0	0	0	0	0	0	0	0	0	3	3	0.00	0.000
40 Jess Todd, R ERA:	(8, 1)	1.0	H	4	0	0	0	0	1	0	0	0	0	0	3	7	0.00	1.000

PITCHER		IP	WLS	BF	H	R	ER	SO	BB	IBB	HBP	BLK	WP	HR	S	P	ERA	WHIP
52 Vinnie Pestano, R ERA:	(9, 1)	1.0		4	0	0	0	3	0	0	1	0	0	0	9	10	0.00	0.000

TOP

Chicago White Sox @ Cleveland Indians

Goodyear Ballpark, Goodyear, AZ

Sat Mar 05 2011, 3:08 PM - 5:50 PM EST

Att. 3,105 - Sunny - 79 F

livebaseballscorecards.com

AB	33
R	3
H	7
RBI	3
BB	2
SO	9
LOB	13

Batter	1	2	3	4	5	6	7	8	9	AB	R	H	RBI	BB	SO	LOB
72 Jason Kipnis, L (1, 4) OBP: 0.286, SLG: 0.417	S S S 0-3 ① K	X 0-0 E5 1-2 2-3 3-H	B B B B 4-0 13 WP BB		S S S 0-3 ② K			X 0-0 13 1B 48 1B 1B		4	1	1	1	1	2	3
13 Asdrúbal Cabrera, S (1, 6) OBP: 0.462, SLG: 0.455	X 0-0 ② G1-3	X 0-0 ② F8	B C C C 1-3 ③ K 1-2 2-3		B B B B 4-0 48 S BB 1-3			X 0-0 7 G5-3 48 1B 84 SF7 1B 1-3		4	1	1	0	1	1	5
17 Shin-Soo Choo, L (1, 10) OBP: 0.200, SLG: 0.111 48 Travis Hafner, L (4, PH) OBP: 0.308, SLG: 0.250 (5, 10)	B B B B 4-0 7 S 7 2B BB	X 0-0 ③ F8		X 0-0 30 1B 1B	B X 1-0 ③ P5 1-2			X 0-0 88 FC5 7 G5-3 88 E 1-2 3-H 1B		1 3	1 1	0 2	0 1	1 0	0 0	3 2
7 Matt LaPorta, R (1, 3) OBP: 0.200, SLG: 0.421	B X 1-0 1-H 2B	X 0-0 E5 28 BB 30 2B	X 0-0 ① F7			X 0-0 ① F7		X 0-0 ① G5-3 1-2 2-3		5	1	1	1	0	0	3
28 Travis Buck, L (1, 8) OBP: 0.533, SLG: 0.714 84 Tim Fedroff, L (7, 7)	X 0-0 ③ G1-3		B B B B 4-0 30 2B 88 2B 1-2 BB	X 0-0 ② F7		X 0-0 83 G4-6-3 1B		X 0-0 ② SF7 3-H		3 0	1 0	1 0	0 1	1 0	0 0	2 0
30 Chad Huffman, R (1, 9) OBP: 0.667, SLG: 1.000 83 Jordan Henry, L (6, PH) (7, 8)		X 0-0 6 BB 16 S 72 E 1B	X 0-0 88 2B 1-3 2-H 2B	X 0-0 88 FC6-4 1-2 1B		X 0-0 ② ③ G4-6-3 1-2f		B B B B 4-0 88 E BB		3 1	2 0	3 0	1 0	0 1	0 0	0 1
88 Matt McBride, R (1, 7) OBP: 0.111, SLG: 0.222 (7, 9)		X 0-0 ① P4	X 0-0 13 WP 2-H 3-H 2B	X 0-0 ③ FC6-4 1-2f			X 0-0 ① G5-3	X 0-0 FC5 1-3 2-H		5	0	1	2	0	0	4
16 Jason Donald, R (1, 5) OBP: 0.444, SLG: 0.500 86 Juan Diaz, L (3, PH) (4, 5)	B H 2-0 72 E 6 BB 1-2 HBP	X 0-0 ① F8			X 0-0 ① G4-3		X 0-0 ② G3-1	S S S 0-3 ③ K		0 4	0 0	0 0	0 0	0 0	0 1	0 3
6 Lou Marson, R (1, 2) OBP: 0.375, SLG: 0.167 22 Luke Carlin, S (7, 2) OBP: 0.500, SLG: 0.250	B B B B 4-0 72 E 1-2 2-3 BB	X 0-0 ② G5-3			B B B B 4-0 13 WP 13 S BB		X 0-0 ③ F8			1 1	0 0	0 0	0 0	2 0	0 0	1 0
Inning Stats	R: 1 H: 1 E: 0 LOB: 1 K: 1 BB: 1 S: 6 P: 11	R: 1 H: 1 E: 1 LOB: 3 K: 0 BB: 1 S: 5 P: 11	R: 3 H: 2 E: 1 LOB: 2 K: 1 BB: 2 S: 8 P: 17	R: 0 H: 2 E: 0 LOB: 2 K: 0 BB: 0 S: 5 P: 5	R: 0 H: 0 E: 0 LOB: 2 K: 1 BB: 2 S: 5 P: 14	R: 0 H: 1 E: 0 LOB: 0 K: 0 BB: 0 S: 3 P: 3	R: 0 H: 0 E: 0 LOB: 0 K: 0 BB: 0 S: 3 P: 3	R: 3 H: 3 E: 1 LOB: 2 K: 1 BB: 1 S: 9 P: 13		1B: 7 SF: 1 2B: 3 SAC: 0 3B: 0 DP: 1 HR: 0 HBP: 1						WP: 2 PA: 44 PB: 0 SB: 4 CS: 0

PITCHER		IP	WLS	BF	H	R	ER	SO	BB	IBB	HBP	BLK	WP	HR	S	P	ERA	WHIP
34 Gavin Floyd, R ERA: 6.75	(1, 1)	2.0	L	14	2	4	4	1	3	0	1	0	0	0	12	27	18.00	2.500
70 Kyle Bellamy, R ERA: 9.0	(3, 1)	1.0		6	2	1	0	1	1	0	0	0	1	0	7	12	0.00	3.000
37 Matt Thornton, L ERA:	(4, 1)	1.0		5	2	0	0	0	0	0	0	0	0	0	5	5	0.00	2.000
40 Brian Bruney, R ERA:	(5, 1)	1.0		5	0	0	0	1	2	0	0	0	1	0	5	14	0.00	2.000
64 Anthony Carter, R ERA:	(6, 1)	1.0		3	1	0	0	0	0	0	0	0	0	0	3	3	0.00	1.000

PITCHER		IP	WLS	BF	H	R	ER	SO	BB	IBB	HBP	BLK	WP	HR	S	P	ERA	WHIP
53 Freddy Dolsi, R ERA: 10.13	(7, 1)	1.2		9	3	3	2	0	1	0	0	0	0	0	8	12	10.80	2.400
54 Jhonny Nunez, R ERA:	(8, 1)	0.1		2	0	0	0	1	0	0	0	0	0	0	4	4	0.00	0.000

BOTTOM

Chicago White Sox @ Cleveland Indians

Goodyear Ballpark, Goodyear, AZ

Sat Mar 05 2011, 3:08 PM - 5:50 PM EST

Att. 3,105 - Sunny - 79 F

livebaseballscorecards.com

AB	35
R	8
H	10
RBI	7
BB	7
SO	4
LOB	27

Cleveland Indians @ Colorado Rockies

Salt River Fields at Talking Stick, Scottsdale, AZ

Sun Mar 06 2011, 3:10 PM - 5:43 PM EST

Att. 10,030 - Partly Cloudy - 75 F

TOP

livebaseballscorecards.com

Batter	1	2	3	4	5	6	7	8	9	AB	R	H	RBI	BB	SO	LOB
20 Orlando Cabrera, R (1, 4) OBP: 0.500, SLG: 0.889	F8		G4-3		2B			F8		3	0	1	0	0	0	0
1 Luis Valbuena, L (5, PR) (5, 4) (8, 5) OBP: 0.286, SLG: 0.091										1	0	0	0	0	0	0
76 Lonnie Chisenhall, L (1, 5) OBP: 0.556, SLG: 1.000	HR		1B		F8			P6		4	1	2	1	0	0	2
73 Cord Phelps, S (8, 4) OBP: 0.400, SLG: 0.286										0	0	0	0	0	0	0
41 Carlos Santana, S (1, 2) OBP: 0.273, SLG: 0.200	F7		G4-3			G2-3		L3		3	0	0	0	0	0	0
22 Luke Carlin, S (6, 2) OBP: 0.429, SLG: 0.200										1	0	0	0	0	0	0
28 Travis Buck, L (1, 8) OBP: 0.500, SLG: 0.706	2B			F7		G4-3			G4-3	3	0	1	0	0	0	0
83 Jordan Henry, L (6, 8)										1	0	0	0	0	0	0
47 Shelley Duncan, R (1, 7) OBP: 0.167, SLG: 0.167	F9			L6		G5-3			L8	3	0	0	0	0	0	1
85 Delvi Cid, R (6, 7)										1	0	0	0	0	0	0
9 Jack Hannahan, L (1, 3) OBP: 0.526, SLG: 0.467		88 G5-4-3 1B		F8			K		1B	4	0	2	0	0	1	0
88 Matt McBride, R (1, 9) OBP: 0.154, SLG: 0.231		G5-4-3 1-2f			G6-3		1B		P4	4	0	1	0	0	0	2
8 Adam Everett, R (1, 6) OBP: 0.500, SLG: 0.385					20 2B 1B		P2			3	0	2	0	0	0	1
86 Juan Diaz, L (7, 6)										0	0	0	0	0	0	0
63 Justin Masterson, R (1, 1) 54 Chris Perez, R (4, 1) 87 Jerad Head, R (5, PH) 56 Frank Herrmann, L (5, 1) 72 Jason Kipnis, L (7, PH) OBP: 0.267, SLG: 0.385 78 Drew Pomeranz, R (7, 1)		G1-3			P6		F8			1	0	0	0	0	0	1
										0	0	0	0	0	0	1
										1	0	0	0	0	0	1
										0	0	0	0	0	0	0
										1	0	0	0	0	0	1
										0	0	0	0	0	0	0

	AB	34
	R	1
	H	9
	RBI	1
	BB	0
	SO	1
	LOB	9

Inning Stats										
	R: 1	H: 2	R: 0	H: 2	R: 0	H: 1	R: 0	H: 0	R: 0	H: 2
	E: 0	LOB: 1	E: 0	LOB: 1	E: 0	LOB: 0	E: 0	LOB: 0	E: 0	LOB: 2
	K: 0	BB: 0	K: 0	BB: 0	K: 0	BB: 0	K: 0	BB: 0	K: 0	BB: 0
	S: 5	P: 7	S: 4	P: 4	S: 3	P: 3	S: 3	P: 3	S: 5	P: 5

Inning Stats										
	R: 0	H: 0	R: 0	H: 1	R: 0	H: 0	R: 0	H: 1	R: 0	H: 1
	E: 0	LOB: 0	E: 0	LOB: 1	E: 0	LOB: 0	E: 0	LOB: 1	E: 0	LOB: 1
	K: 0	BB: 0	K: 1	BB: 0	K: 0	BB: 0	K: 0	BB: 0	K: 0	BB: 0
	S: 3	P: 3	S: 6	P: 6	S: 3	P: 3	S: 4	P: 4		

	1B: 6	SF: 0	WP: 0	PA: 34
	2B: 2	SAC: 0	PB: 0	
	3B: 0	DP: 1	SB: 0	
	HR: 1	HBP: 0	CS: 0	

PITCHER		IP	WLS	BF	H	R	ER	SO	BB	IBB	HBP	BLK	WP	HR	S	P	ERA	WHIP
46 Jason Hammel, R ERA: 1.8	(1, 1)	3.0	W	12	5	1	1	0	0	0	0	0	0	1	12	14	3.00	1.667
16 Huston Street, R ERA: 6.0	(4, 1)	1.0	H	3	0	0	0	0	0	0	0	0	0	0	3	3	0.00	0.000
51 Matt Reynolds, L ERA: 13.5	(5, 1)	1.0	H	5	2	0	0	0	0	0	0	0	0	0	5	5	0.00	2.000
40 Sean White, R ERA:	(6, 1)	1.0	H	3	0	0	0	0	0	0	0	0	0	0	3	3	0.00	0.000
31 Matt Daley, R ERA:	(7, 1)	1.0	H	4	1	0	0	1	0	0	0	0	0	0	6	6	0.00	1.000

PITCHER		IP	WLS	BF	H	R	ER	SO	BB	IBB	HBP	BLK	WP	HR	S	P	ERA	WHIP
73 Billy Buckner, R ERA: 4.91	(8, 1)	1.2	H	5	0	0	0	0	0	0	0	0	0	0	5	5	0.00	0.000
71 Andrew Johnston, R ERA:	(9, 1)	0.1	S	2	1	0	0	0	0	0	0	0	0	0	2	2	0.00	3.000

Batter	1	2	3	4	5	6	7	8	9	AB	R	H	RBI	BB	SO	LOB
24 Dexter Fowler, S (1, 8) OBP: 0.400, SLG: 0.462	BBB 4-0 18 SH1-3 18 E 2 PB BB		X 0-0 ① 2B		X 0-0 18 G6-3 2B			SSS 0-3 ① K		2	1	2	0	1	0	0
71 Tim Wheeler, L (6, 8) OBP: 0.200, SLG: 0.125										1	0	0	0	0	1	0
(8, 7)																
18 Jonathan Herrera, S (1, 4) OBP: 0.474, SLG: 0.647	1 SAFE X 0-0 ① SH1-3 1-3		SSS 0-3 ② K		X 0-0 ② G6-3 2-3			SSC 0-3 ② K		2	0	0	0	0	1	1
40 Sean White, R (6, 1)										0	0	0	0	0	0	0
35 Mike Jacobs, L (7, 3) OBP: 0.154, SLG: 0.231										1	0	0	0	0	1	0
7 Seth Smith, L (1, 9) OBP: 0.286, SLG: 0.385	H 1-0 2 G3 2 PB HBP		X 0-0 ③ G4-3		X 0-0 ③ G1-3			X 0-0 ③ L8		2	0	0	0	0	0	1
70 Charlie Blackmon, L (7, 9) OBP: 0.471, SLG: 0.643										1	0	0	0	0	0	0
2 Troy Tulowitzki, R (1, 6) OBP: 0.308, SLG: 0.500	B X 1-0 ② G3 1-3 3-H			X 0-0 ① G5-3		BBB 4-0 19 CS BB				2	0	0	0	1	0	1
76 Hernan Iribarren, L (6, PR) OBP: 0.500, SLG: 0.556										0	0	0	0	0	0	0
(7, 6)																
17 Todd Helton, L (1, 3) OBP: 0.200, SLG: 0.222	X 0-0 ③ F7			BBB 4-0 21 2B 19 1B BB		X 0-0 ① F7				2	1	0	0	1	0	2
31 Matt Daley, R (7, 1)										0	0	0	0	0	0	0
73 Billy Buckner, R (8, 1)										0	0	0	0	0	0	0
71 Andrew Johnston, R (9, 1)										0	0	0	0	0	0	0
21 Ty Wigginton, R (1, 5) OBP: 0.333, SLG: 0.750		X 0-0 HR		X 0-0 19 1B 20 F9-2 1-3 2B		X 0-0 ② L7				3	1	2	1	0	0	1
75 Tommy Field, R (7, 4)										0	0	0	0	0	0	0
19 Ryan Spilborghs, R (1, 7) OBP: 0.250, SLG: 0.333		X 0-0 ① P4		X 0-0 2-3 3-H 1B		B 1-0 ③ CS 1-2		X 0-0 ① G6-3		3	0	1	1	0	0	0
3 Willy Taveras, R (8, 8) OBP: 0.250, SLG: 0.333										0	0	0	0	0	0	0
20 Chris Iannetta, R (1, 2) OBP: 0.300, SLG: 0.500		SSS 0-3 ② K		X 0-0 ② ③ F9-2 3-H				SSS 0-3 ② K		3	0	0	0	0	2	2
15 Matt Pagnozzi, R (8, 2) OBP: 0.500, SLG: 0.333										0	0	0	0	0	0	0
46 Jason Hammel, R (1, 1)		X 0-0 ③ G4-3			X 0-0 ① P3			X 0-0 ③ G1-3		1	0	0	0	0	0	0
16 Huston Street, R (4, 1)										0	0	0	0	0	0	0
51 Matt Reynolds, L (5, 1)										0	0	0	0	0	0	0
22 Jose Lopez, R (5, PH) OBP: 0.333, SLG: 0.273										2	0	0	0	0	0	0
(6, 4)																
(7, 5)																
Inning Stats	R: 1 E: 1 K: 0 S: 3 H: 0 LOB: 1 BB: 1 P: 9	R: 1 E: 0 K: 1 S: 6 H: 1 LOB: 0 BB: 0 P: 6	R: 0 E: 0 K: 1 S: 5 H: 1 LOB: 0 BB: 0 P: 5	R: 1 E: 0 K: 0 S: 4 H: 2 LOB: 1 BB: 1 P: 8	R: 0 E: 0 K: 0 S: 4 H: 1 LOB: 1 BB: 0 P: 4	R: 0 E: 0 K: 0 S: 2 H: 0 LOB: 1 BB: 1 P: 7	R: 0 E: 0 K: 1 S: 5 H: 0 LOB: 0 BB: 0 P: 5	R: 0 E: 0 K: 2 S: 7 H: 0 LOB: 0 BB: 0 P: 7		1B: 1 2B: 4 3B: 0 HR: 1	SF: 0 SAC: 1 DP: 1 HBP: 1					

BOTTOM

Cleveland Indians @ Colorado Rockies

Salt River Fields at Talking Stick, Scottsdale, AZ

Sun Mar 06 2011, 3:10 PM - 5:43 PM EST

Att. 10,030 - Partly Cloudy - 75 F

livebaseballscorecards.com

AB	25
R	3
H	5
RBI	2
BB	3
SO	5
LOB	8

WP: 0 PA: 31
PB: 1
SB: 0
CS: 1

PITCHER		IP	WLS	BF	H	R	ER	SO	BB	IBB	HBP	BLK	WP	HR	S	P	ERA	WHIP
63 Justin Masterson, R ERA: 5.4	(1, 1)	3.0	L	12	2	2	1	2	1	0	1	0	0	1	14	20	3.00	1.000
54 Chris Perez, R ERA: 2.25	(4, 1)	1.0		5	2	1	1	0	1	0	0	0	0	0	4	8	9.00	3.000
56 Frank Herrmann, R ERA:	(5, 1)	2.0		7	1	0	0	0	1	0	0	0	0	0	6	11	0.00	1.000
78 Drew Pomeranz, L ERA:	(7, 1)	2.0		6	0	0	0	3	0	0	0	0	0	0	12	12	0.00	0.000

PITCHER		IP	WLS	BF	H	R	ER	SO	BB	IBB	HBP	BLK	WP	HR	S	P	ERA	WHIP

Cleveland Indians @ Chicago White Sox

Camelback Ranch, Glendale, AZ

Mon Mar 07 2011, 3:06 PM - 6:47 PM EST

Att. 3,418 - Partly Cloudy - 72 F

livebaseballscorecards.com

Batter	1	2	3	4	5	6	7	8	9	AB	R	H	RBI	BB	SO	LOB
65 Ezequiel Carrera, L (1, 8) OBP: 0.517, SLG: 0.500	0-0 48 1B 13 1B 7 G6-4-3 1B	4-0 13 HBP 7 1B BB	1-0 48 FC3-6 13 HBP 1-3 3-H 1B		0-3 ② K		4-0 86 E BB	0-0 86 1B 1B	0-0 ③ F7	5	2	3	1	2	1	2
13 Asdrúbal Cabrera, S (1, 6) OBP: 0.529, SLG: 0.462 86 Juan Diaz, L (5, 6) OBP: 0.167, SLG: 0.167	0-0 7 G6-4-3 48 1B 71 HR 1-2 1B	1-0 7 1B 1-2 HBP	1-0 48 FC3-6 1-2 HBP		0-3 ③ K		1 SAFE 0-3 ② K 1-2	0-0 1-3 1B		2	1	1	0	0	1	0
										2	0	1	0	0	1	1
48 Travis Hafner, L (1, 10) OBP: 0.353, SLG: 0.313 6 Lou Marson, R (7, PH) OBP: 0.300, SLG: 0.125 (7, 10)	0-0 7 G6-4-3 1-2 2-3 1B	0-0 ① L8	0-0 ② FC3-6 1-2f 2-3 3-H			0-0 71 E 1B	0-3 ③ K	0-3 ③ K		4	1	2	1	0	0	4
										2	0	0	0	0	2	3
7 Matt LaPorta, R (1, 3) OBP: 0.208, SLG: 0.391 47 Shelley Duncan, R (6, 3) OBP: 0.375, SLG: 0.625	0-0 ①② G6-4-3 1-2f 2-3 3-H	0-0 1-2 2-H 1B	0-0 ③ F7			0-0 ① F7		0-0 85 E 2B	0-0 73 1B 2B	4	0	1	1	0	0	5
										2	2	2	0	0	0	0
71 Nick Weglarz, L (1, 7) OBP: 0.545, SLG: 0.857 85 Delvi Cid, R (6, PR) OBP: 0.333, SLG: 0.333 (6, 7)	0-0 3-H HR	0-3 ② K		0-3 ① K		0-0 E3 87 FC5-4 1-H 2B		0-0 E5 73 G4-3 1 HR 2-H 1B	0-0 ① F9	4	1	2	3	0	2	2
										2	2	1	0	0	0	1
12 Jayson Nix, R (1, 4) OBP: 0.308, SLG: 0.200 73 Cord Phelps, S (6, 4) OBP: 0.417, SLG: 0.333	0-0 2B	0-3 ③ K		0-3 ② K		4-0 87 FC5-4 BB		0-0 ① G4-3 2-3	0-0 87 E 87 FC4 70 2B 2-H 1B	3	0	1	0	1	2	2
										2	1	1	1	0	0	1
87 Jerad Head, R (1, 9) OBP: 0.188, SLG: 0.154	0-0 ③ G5-3		0-0 ① F8	0-0 2B		0-0 ② FC5-4 2 FC5-4 1-2f 3-H		4-0 1 HR BB	0-0 FC4 70 2B 1-3	5	1	1	1	1	0	3
2 Paul Phillips, R (1, 2) OBP: 0.417, SLG: 0.417 70 Juan Apodaca, R (6, 2) OBP: 0.429, SLG: 0.667		0-0 1 HR 1B	0-0 E5 1 WP 65 1B	0-0 ③ F8		0-0 ③ FC5-4 1-2f		0-3 ② K	0-0 1-3 3-H 2B	4	2	1	0	0	0	3
										2	0	1	1	0	1	2
1 Luis Valbuena, L (1, 5) OBP: 0.350, SLG: 0.563		1-1 1-H HR	4-0 65 1B 65 WP 48 FC3-6 2-3 BB		0-3 ① K		0-0 ① G4-3	0-0 1-H 3-H HR	0-0 ② P6	5	3	2	5	1	1	2
Inning Stats	R: 3 E: 0 K: 0 S: 7 H: 5 LOB: 1 BB: 0 P: 7	R: 3 E: 0 K: 2 S: 11 H: 3 LOB: 2 BB: 1 P: 17	R: 2 E: 1 K: 0 S: 5 H: 1 LOB: 2 BB: 1 P: 11	R: 0 E: 0 K: 2 S: 8 H: 1 LOB: 1 BB: 0 P: 8	R: 0 E: 0 K: 3 S: 9 H: 0 LOB: 0 BB: 0 P: 9	R: 2 E: 1 K: 0 S: 5 H: 2 LOB: 2 BB: 1 P: 9	R: 0 E: 1 K: 2 S: 7 H: 0 LOB: 1 BB: 1 P: 11	R: 4 E: 1 K: 2 S: 12 H: 5 LOB: 2 BB: 1 P: 16	R: 2 E: 1 K: 0 S: 7 H: 3 LOB: 2 BB: 0 P: 7	1B: 11 2B: 6 3B: 0 HR: 3	SF: 0 SAC: 0 DP: 1 HBP: 2			WP: 2 PB: 0 SB: 0 CS: 0	PA: 55		

PITCHER		IP	WLS	BF	H	R	ER	SO	BB	IBB	HBP	BLK	WP	HR	S	P	ERA	WHIP
58 Lucas Harrell, R ERA: 20.25	(1, 1)	1.2		14	8	6	6	1	1	0	1	0	0	2	15	21	32.40	5.400
48 Jeff Marquez, R ERA:	(2, 1)	2.1	H	12	2	2	0	3	1	0	1	0	2	0	16	22	0.00	1.286
61 Brandon Hynick, R ERA:	(5, 1)	1.0		3	0	0	0	3	0	0	0	0	0	0	9	9	0.00	0.000
63 Kyle Cofield, R ERA: 3.0	(6, 1)	2.0		10	2	2	1	2	2	0	0	0	0	0	12	20	4.50	2.000
47 Gregory Infante, R ERA: 18.0	(8, 1)	1.0		9	5	4	4	2	1	0	0	0	0	1	12	16	36.00	6.000

PITCHER		IP	WLS	BF	H	R	ER	SO	BB	IBB	HBP	BLK	WP	HR	S	P	ERA	WHIP
65 Nate Jones, R ERA: 4.5	(9, 1)	1.0	B	7	3	2	1	0	0	0	0	0	0	0	7	7	9.00	3.000

AB	48
R	16
H	20
RBI	14
BB	5
SO	11
LOB	31

BOTTOM

Cleveland Indians @ Chicago White Sox

Camelback Ranch, Glendale, AZ

Mon Mar 07 2011, 3:06 PM - 6:47 PM EST

Att. 3,418 - Partly Cloudy - 72 F

livebaseballscorecards.com

Batter	1	2	3	4	5	6	7	8	9	AB	R	H	RBI	BB	SO	LOB
1 Juan Pierre, L (1, 10) OBP: 0.450, SLG: 0.313 83 Jared Mitchell, L (8, PH) OBP: 1.000, SLG: 1.000 (9, 10)	B1	FC6-4 (51 HR, 15 WP) 1-2f 2-3 3-H	K	P5			91 E (76 1B) 1B	85 G3-1 1B 1-2 3-H		5 1	2 0	1 1	1 1	0 0	1 0	3 0
15 Gordon Beckham, R (1, 4) OBP: 0.471, SLG: 0.308 85 Austin Yount, L (7, 4)	51 HR 1B	51 HR BB 1-2 3-H	F8	G6-3			F8	G3-1 1-2 2-3		3 2	2 0	1 0	0 0	1 0	0 0	1 3
51 Alex Rios, R (1, 8) OBP: 0.286, SLG: 0.923 76 Brandon Short, R (7, 8) OBP: 0.500, SLG: 0.333	1-H HR	1-H 2-H HR	BB		P3		91 E 1-2 1B	F8		3 2	2 0	2 1	5 0	1 0	0 0	0 2
14 Paul Konerko, R (1, 3) OBP: 0.235, SLG: 0.412 91 Seth Loman, L (7, 3) OBP: 0.500, SLG: 0.500	G6-3	12 2B 24 1B 1B	K		G6-3		E7 1-3 2-H 1B		G4-3	4 2	1 0	1 1	0 1	0 0	1 0	1 0
12 A.J. Pierzynski, L (1, 2) OBP: 0.235, SLG: 0.200 75 Josh Phegley, R (7, 2)	F8	24 1B 23 1B 2B 1-3		24 2B 23 2B BB	K		K		K	3 2	2 0	1 0	0 0	1 0	1 2	0 2
24 Dayan Viciedo, R (1, 9) OBP: 0.444, SLG: 0.471	G6-3 11 WP 23 1B 1B 2-3 3-H	23 2B 2B 1-3		P4		23 FC6-4 1B		F9		6	1	3	1	0	0	0
23 Mark Teahen, L (1, 5) OBP: 0.600, SLG: 0.500	38 FC6 1 FC6-4 BB 11 WP 1B 1-2 3-H	11 2B 2B 2-H 3-H		11 G6-4-3 BB				FC6-4 (94 1B) 38 1B 1-2f		3	3	2	3	2	0	1
11 Omar Vizquel, S (1, 6) OBP: 0.500, SLG: 0.545 94 Daniel Wagner, L (7, 6) OBP: 1.000, SLG: 1.000	1 FC6-4 38 FC6 15 WP 1B 1-2 G4-3 1-2 2-3	2-H 2B		G6-4-3 1-2f				38 1B 83 1B 1-3		4 1	1 1	2 1	1 0	0 0	0 0	3 0
38 Stefan Gartrell, R (1, 7) OBP: 0.273, SLG: 0.500	FC6 1 FC6-4 1-2 2-3	HR	K				K	85 G3-1 83 1B 1B 1-3 3-H		5	1	2	2	0	2	3
Inning Stats	R: 2 E: 0 K: 0 S: 6 H: 2 LOB: 0 BB: 0 P: 6	R: 7 E: 0 K: 0 S: 12 H: 6 LOB: 2 BB: 2 P: 23	R: 1 E: 0 K: 2 S: 9 H: 1 LOB: 1 BB: 1 P: 14	R: 3 E: 0 K: 1 S: 8 H: 3 LOB: 1 BB: 1 P: 12	R: 0 E: 0 K: 1 S: 5 H: 0 LOB: 0 BB: 0 P: 5	R: 0 E: 0 K: 0 S: 2 H: 0 LOB: 0 BB: 1 P: 6	R: 1 E: 1 K: 2 S: 10 H: 3 LOB: 2 BB: 0 P: 10	R: 2 E: 0 K: 0 S: 7 H: 4 LOB: 2 BB: 0 P: 7	R: 0 E: 0 K: 1 S: 5 H: 0 LOB: 0 BB: 0 P: 5	1B: 12 2B: 4 3B: 0 HR: 3 SF: 0 SAC: 0 DP: 1 HBP: 0						

	AB	46
	R	16
	H	19
	RBI	15
	BB	5
	SO	7
	LOB	19

WP: 2 PB: 0 SB: 0 CS: 0 — PA: 51

PITCHER		IP	WLS	BF	H	R	ER	SO	BB	IBB	HBP	BLK	WP	HR	S	P	ERA	WHIP
51 Mitch Talbot, R ERA: 27.0	(1, 1)	1.2		14	6	9	9	0	2	0	0	0	1	2	15	25	48.60	4.800
40 Jess Todd, R ERA: 2.7	(2, 1)	1.1		8	3	1	1	2	1	0	0	0	1	1	12	18	6.75	3.000
33 Joe Martinez, R ERA: 12.0	(4, 1)	1.0		7	3	3	3	1	1	0	0	0	0	0	8	12	27.00	4.000
45 Doug Mathis, R ERA: 3.6	(5, 1)	2.0		6	0	0	0	1	1	0	0	0	0	0	7	11	0.00	0.500
38 Joe Smith, R ERA: 4.5	(7, 1)	1.0		6	3	1	1	2	0	0	0	0	0	0	10	10	9.00	3.000

PITCHER		IP	WLS	BF	H	R	ER	SO	BB	IBB	HBP	BLK	WP	HR	S	P	ERA	WHIP
50 Jensen Lewis, R ERA: 4.91	(8, 1)	1.0		7	4	2	2	0	0	0	0	0	0	0	7	7	18.00	4.000
52 Vinnie Pestano, R ERA:	(9, 1)	1.0		3	0	0	0	1	0	0	0	0	0	0	5	5	0.00	0.000

Arizona Diamondbacks @ Cleveland Indians

Goodyear Ballpark, Goodyear, AZ

Tue Mar 08 2011, 3:08 PM - 6:22 PM EST

Att. 2,479 - Sunny - 81 F

TOP

livebaseballscorecards.com

Batter	1	2	3	4	5	6	7	8	9	AB	R	H	RBI	BB	SO	LOB
2 Kelly Johnson, L (1, 4) OBP: 0.571, SLG: 0.722 18 Willie Bloomquist, R (6, 4) OBP: 0.385, SLG: 0.375	0-0 24 G1-4-3 22 1B 2B	1-0 24 HR 1B		0-3 ① K 1-2	0-0 24 G4-6-3 1B		4-0 16 HR BB		0-0 ① F9	4 1	2 1	3 0	1 0	0 1	1 0	2 0
24 Chris Young, R (1, 8) OBP: 0.280, SLG: 0.458 16 Wily Mo Peña, R (6, 7) OBP: 0.421, SLG: 0.556	0-0 ① G1-4-3 2-3	2-1 HR 2-H		0-0 6 PB 6 2B 2B 2-H 3-H	0-0 ① ② G4-6-3 1-2f 2-3		1-0 HR 1-H		0-0 ② G6-3	4 2	2 1	2 1	4 2	0 0	0 0	3 0
6 Stephen Drew, L (1, 6) OBP: 0.400, SLG: 0.682 13 Tony Abreu, S (6, 6) OBP: 0.231, SLG: 0.320	4-0 22 1B 75 SF8 BB	0-0 HR		1-0 22 G4-3 75 1B 2B 2-H	0-0 ③ P6		0-0 ① G6-3		0-0 2B	3 2	3 0	2 1	2 0	1 0	0 0	1 0
22 Xavier Nady, R (1, 3) OBP: 0.240, SLG: 0.417 5 Cole Gillespie, R (6, PH) OBP: 0.211, SLG: 0.176 (6, 9)	0-0 1-3 3-H 1B	0-3 ③ K		0-0 ② G4-3 2-3		0-0 ① F7	4-0 75 G6-3 BB		0-3 ③ K	3 2	0 0	1 0	1 0	0 1	1 1	1 1
75 Russell Branyan, L (1, 10) OBP: 0.440, SLG: 0.619	0-0 ② SF8 3-H		0-0 14 G5-4-3 1B	0-0 ③ 3-H 1B		4-0 1 1B 29 2B BB	0-0 ② ③ G6-3 1-2f			3	1	2	2	1	0	1
14 Ryan Roberts, R (1, 5) OBP: 0.741, SLG: 0.737 1 Cody Ransom, R (6, PH) OBP: 0.375, SLG: 0.538 (6, 5)	0-3 ③ K		0-0 ① ② G5-4-3 1-2f		0-0 29 1B 12 2B 1B	0-0 29 2B 1-2 1B		0-0 ① L6		3 2	1 0	1 1	0 0	0 0	1 0	2 0
29 Brandon Allen, L (1, 7) OBP: 0.320, SLG: 0.435 (6, 3) 63 Paul Goldschmidt, R (8, PH) OBP: 0.563, SLG: 0.933 (8, 3)	0-3 ① K	0-3 ③ K		0-0 12 2B 1-2 1B	0-0 1-3 2-H 2B			0-0 1B		4 1	1 0	2 1	1 0	0 0	2 0	0 0
12 Henry Blanco, R (1, 2) OBP: 0.250, SLG: 0.375 28 John Hester, R (5, 2) OBP: 0.182, SLG: 0.200	0-0 8 FC4-6 1B			0-0 8 1B 24 2B 1B	0-0 8 1B 1-H 2-H 2B	0-3 ② K		0-0 ② F8		3 2	2 0	3 0	2 0	0 0	0 1	0 3
8 Gerardo Parra, L (1, 9) OBP: 0.286, SLG: 0.286 31 AJ Pollock, R (6, PH) OBP: 0.458, SLG: 0.652 (6, 8)	0-0 ② FC4-6 2 S 2 1B 1-2f			0-0 2 S 24 2B 1-3 1B	0-0 24 2 C4-6-3 1B 2-H 1B	0-3 ③ K		0-0 ③ F8		3 2	2 0	2 0	1 0	0 0	0 1	1 3
Inning Stats	R: 2 E: 0 K: 1 S: 7 H: 2 LOB: 1 BB: 1 P: 11	R: 4 E: 0 K: 2 S: 12 H: 4 LOB: 0 BB: 0 P: 15	R: 0 E: 0 K: 1 S: 5 H: 1 LOB: 0 BB: 0 P: 5	R: 4 E: 0 K: 1 S: 9 H: 5 LOB: 1 BB: 0 P: 10	R: 3 E: 0 K: 0 S: 7 H: 5 LOB: 1 BB: 0 P: 7	R: 1 E: 0 K: 2 S: 9 H: 2 LOB: 2 BB: 1 P: 13	R: 2 E: 0 K: 0 S: 3 H: 1 LOB: 0 BB: 2 P: 12	R: 0 E: 0 K: 0 S: 4 H: 1 LOB: 1 BB: 0 P: 4	R: 0 E: 0 K: 1 S: 6 H: 1 LOB: 1 BB: 0 P: 6							

AB	44
R	16
H	22
RBI	16
BB	4
SO	8
LOB	18

1B: 13 SF: 1
2B: 6 SAC: 0
3B: 0 DP: 3
HR: 3 HBP: 0

WP: 0 PA: 49
PB: 1
SB: 2
CS: 0

PITCHER		IP	WLS	BF	H	R	ER	SO	BB	IBB	HBP	BLK	WP	HR	S	P	ERA	WHIP
55 Roberto Hernandez, R ERA: 7.88	(1, 1)	3.0	L	16	7	6	6	4	1	0	0	0	0	2	24	31	18.00	2.667
68 Corey Kluber, R ERA: 108.0	(4, 1)	0.1		5	4	4	4	1	0	0	0	0	0	0	7	8	108.00	12.000
80 Josh Judy, R ERA: 13.5	(4, 1)	0.2		2	1	0	0	0	0	0	0	0	0	0	2	2	0.00	1.500
79 Alex White, R ERA: 10.8	(5, 1)	2.0		13	7	4	4	2	1	0	0	0	0	0	16	20	18.00	4.000
77 Bryce Stowell, R ERA: 18.0	(7, 1)	1.0		5	1	2	2	0	2	0	0	0	0	1	3	12	18.00	3.000

PITCHER		IP	WLS	BF	H	R	ER	SO	BB	IBB	HBP	BLK	WP	HR	S	P	ERA	WHIP
49 Tony Sipp, L ERA:	(8, 1)	1.0		4	1	0	0	0	0	0	0	0	0	0	4	4	0.00	1.000
39 Justin Germano, R ERA:	(9, 1)	1.0		4	1	0	0	1	0	0	0	0	0	0	6	6	0.00	1.000

Batter	1	2	3	4	5	6	7	8	9	AB	R	H	RBI	BB	SO	LOB
23 Michael Brantley, L (1, 8) OBP: 0.214, SLG: 0.154	13 G4-3 1B		F9		G4-3	K		F8		3	0	1	0	0	0	1
65 Ezequiel Carrera, L (6, 8) OBP: 0.484, SLG: 0.458										2	0	0	0	0	1	3
13 Asdrúbal Cabrera, S (1, 6) OBP: 0.500, SLG: 0.438	G4-3 1-2		17 1B 2-H 1B		E7 17 1B		48 1B HBP		28 2B 1B	3	2	1	0	0	0	1
8 Adam Everett, R (6, 6) OBP: 0.556, SLG: 0.429										1	1	1	0	0	0	0
17 Shin-Soo Choo, L (1, 9) OBP: 0.308, SLG: 0.250	K		26 BLK 2-H 1B		2-H 1B		K		12 E 1-H 2B	3	0	2	2	0	1	1
28 Travis Buck, L (6, 9) OBP: 0.500, SLG: 0.737										2	1	1	1	0	1	1
26 Austin Kearns, R (1, 7) OBP: 0.471, SLG: 0.308	G5-3		L7 1-2		K		P3		P2	4	0	0	0	0	1	4
7 Matt LaPorta, R (8, 3) OBP: 0.200, SLG: 0.375										1	0	0	0	0	0	1
48 Travis Hafner, L (1, 10) OBP: 0.318, SLG: 0.286		K		P5		K	12 WP 1-3 1B		K	5	0	1	0	0	3	1
20 Orlando Cabrera, R (1, 4) OBP: 0.417, SLG: 0.727		K		F9		K	G5-3 1-2		E7 2-H	2	0	0	0	0	1	0
12 Jayson Nix, R (6, 4) OBP: 0.250, SLG: 0.154										3	0	0	0	0	1	2
76 Lonnie Chisenhall, L (1, 5) OBP: 0.609, SLG: 1.050	1B		1B		47 1B 3B			1B	G4-3	5	1	4	0	0	0	1
47 Shelley Duncan, R (1, 3) OBP: 0.333, SLG: 0.500		K		F8	2 2B 3-H 1B			K		4	0	1	1	0	2	3
(8, 7)																
6 Lou Marson, R (1, 2) OBP: 0.333, SLG: 0.300			13 1B 2B		K	1-3 2B		P6		2	0	1	0	0	1	0
2 Paul Phillips, R (6, 2) OBP: 0.429, SLG: 0.500										2	0	1	0	0	0	1
Inning Stats	R: 0 E: 0 K: 1 S: 6 H: 1 LOB: 1 BB: 0 P: 6	R: 0 E: 0 K: 3 S: 10 H: 1 LOB: 1 BB: 0 P: 10	R: 1 E: 0 K: 0 S: 5 H: 3 LOB: 1 BB: 0 P: 5	R: 0 E: 0 K: 0 S: 4 H: 1 LOB: 1 BB: 0 P: 4	R: 1 E: 1 K: 2 S: 9 H: 1 LOB: 1 BB: 0 P: 9	R: 1 E: 0 K: 3 S: 12 H: 3 LOB: 2 BB: 0 P: 12	R: 0 E: 0 K: 1 S: 6 H: 1 LOB: 2 BB: 0 P: 8	R: 0 E: 0 K: 1 S: 6 H: 1 LOB: 1 BB: 0 P: 6	R: 2 E: 1 K: 1 S: 8 H: 2 LOB: 1 BB: 0 P: 8	1B: 10 2B: 3 3B: 1 HR: 0	SF: 0 SAC: 0 DP: 0 HBP: 1						

PITCHER		IP	WLS	BF	H	R	ER	SO	BB	IBB	HBP	BLK	WP	HR	S	P	ERA	WHIP
41 Daniel Hudson, R ERA: 2.57	(1, 1)	3.0	W	13	5	1	1	4	0	0	0	1	0	0	21	21	3.00	1.667
58 Juan Gutierrez, R ERA: 17.18	(4, 1)	1.0		4	1	0	0	0	0	0	0	0	0	0	4	4	0.00	1.000
15 Micah Owings, R ERA: 10.8	(5, 1)	1.0		5	1	1	0	2	0	0	0	0	0	0	9	9	0.00	1.000
38 Sam Demel, R ERA: 2.25	(6, 1)	1.0		6	3	1	1	3	0	0	0	0	0	0	12	12	9.00	3.000
49 Rafael Rodriguez, R ERA: 2.25	(7, 1)	1.0		5	1	0	0	1	0	0	1	0	1	0	6	8	0.00	1.000

PITCHER		IP	WLS	BF	H	R	ER	SO	BB	IBB	HBP	BLK	WP	HR	S	P	ERA	WHIP
45 Kam Mickolio, R ERA: 5.79	(8, 1)	1.0		4	1	0	0	1	0	0	0	0	0	0	6	6	0.00	1.000
37 Brian Sweeney, R ERA: 9.64	(9, 1)	1.0		6	2	2	1	1	0	0	0	0	0	0	8	8	9.00	2.000

BOTTOM

Arizona Diamondbacks @ Cleveland Indians

Goodyear Ballpark, Goodyear, AZ

Tue Mar 08 2011, 3:08 PM - 6:22 PM EST

Att. 2,479 - Sunny - 81 F

livebaseballscorecards.com

AB	42
R	5
H	14
RBI	4
BB	0
SO	12
LOB	20

WP: 1 PB: 0 SB: 0 CS: 0 PA: 43

Batter	1	2	3	4	5	6	7	8	9	AB	R	H	RBI	BB	SO	LOB
24 Cameron Maybin, R (1, 8) OBP: 0.375, SLG: 0.333 94 Everett Williams, L (6, 7)	G6-3		K		1B	G4-3		G3-1		4 1	1 0	1 0	0 0	0 0	1 0	0 0
9 Eric Patterson, L (1, 4) OBP: 0.389, SLG: 0.438 76 Andy Parrino, S (6, 4)	G4-3	G4-3			2B	F7		K		4 1	1 0	1 0	0 0	0 0	0 1	0 0
7 Chase Headley, S (1, 5) OBP: 0.611, SLG: 0.688 22 James Darnell, R (6, 5) OBP: 0.500, SLG: 0.778	G4-3		2B		1B		BB	K		3 1	1 1	2 0	2 0	0 1	0 1	0 0
67 Jesus Guzman, R (1, 10) OBP: 0.480, SLG: 0.550		K	HBP		1B		BB		G1-3	3	2	1	0	1	1	0
28 Aaron Cunningham, R (1, 9) OBP: 0.400, SLG: 0.727 97 Luis Domoromo, L (7, 9)		HR	P4		BB		2B		K	3 1	2 0	2 0	2 0	1 0	0 1	2 0
77 Anthony Rizzo, L (1, 3) OBP: 0.400, SLG: 0.615 90 Matt Clark, L (7, 3)		HR		HBP	FC3-6		G4-3		BB	3 0	1 0	1 0	3 0	0 1	0 0	3 0
68 Kyle Phillips, L (1, 2) OBP: 0.357, SLG: 0.538 62 Luis Martinez, R (7, 2) OBP: 0.333, SLG: 0.444		K		L8	SF7		1B		G4-3	3 1	0 0	1 0	2 0	0 0	1 0	1 1
2 Everth Cabrera, S (1, 6) OBP: 0.208, SLG: 0.292		3B		F8	P4		F7			4	0	1	0	0	0	3
3 Luis Durango, S (1, 7) OBP: 0.353, SLG: 0.313 (6, 8)		G3		B1-3		G3-1	G3			4	0	0	0	0	0	3
Inning Stats	R: 0 E: 0 K: 0 S: 3 H: 0 LOB: 0 BB: 0 P: 3	R: 2 E: 0 K: 2 S: 11 H: 3 LOB: 1 BB: 0 P: 13	R: 0 E: 0 K: 1 S: 6 H: 1 LOB: 2 BB: 0 P: 7	R: 0 E: 0 K: 0 S: 3 H: 0 LOB: 1 BB: 0 P: 4	R: 4 E: 0 K: 0 S: 7 H: 4 LOB: 1 BB: 1 P: 11	R: 0 E: 0 K: 0 S: 3 H: 0 LOB: 0 BB: 0 P: 3	R: 3 E: 0 K: 0 S: 5 H: 2 LOB: 1 BB: 2 P: 13	R: 0 E: 0 K: 2 S: 7 H: 0 LOB: 0 BB: 0 P: 7	R: 0 E: 0 K: 1 S: 5 H: 0 LOB: 1 BB: 1 P: 9	1B: 4 2B: 3 3B: 1 HR: 2 SF: 1 SAC: 0 DP: 0 HBP: 2						WP: 0 PB: 0 SB: 0 CS: 0 PA: 43	

PITCHER		IP	WLS	BF	H	R	ER	SO	BB	IBB	HBP	BLK	WP	HR	S	P	ERA	WHIP
59 Carlos Carrasco, R ERA: 3.6	(1, 1)	3.0	L	14	4	2	2	3	0	0	1	0	0	2	20	23	6.00	1.333
31 David Huff, L ERA: 5.14	(4, 1)	2.0		12	4	4	4	0	1	0	1	0	0	0	10	15	18.00	2.500
81 Zach Putnam, R ERA: 12.0	(6, 1)	1.0		3	0	0	0	0	0	0	0	0	0	0	3	3	0.00	0.000
69 Zach McAllister, R ERA: 4.5	(7, 1)	2.0		10	2	3	3	2	2	0	0	0	0	0	12	20	13.50	2.000
38 Joe Smith, R ERA: 3.6	(9, 1)	1.0		4	0	0	0	1	1	0	0	0	0	0	5	9	0.00	1.000

PITCHER	IP	WLS	BF	H	R	ER	SO	BB	IBB	HBP	BLK	WP	HR	S	P	ERA	WHIP

TOP

San Diego Padres @ Cleveland Indians

Goodyear Ballpark, Goodyear, AZ

Wed Mar 09 2011, 3:10 PM - 5:33 PM EST

Att. 1,937 - Sunny - 77 F

livebaseballscorecards.com

AB	36
R	9
H	10
RBI	9
BB	4
SO	6
LOB	13

BOTTOM

San Diego Padres @ Cleveland Indians

Goodyear Ballpark, Goodyear, AZ

Wed Mar 09 2011, 3:10 PM - 5:33 PM EST

Att. 1,937 - Sunny - 77 F

livebaseballscorecards.com

Batter	1	2	3	4	5	6	7	8	9	AB	R	H	RBI	BB	SO	LOB
65 Ezequiel Carrera, L (1, 8) OBP: 0.441, SLG: 0.407 87 Jerad Head, R (8, 8) OBP: 0.176, SLG: 0.143	F7		K			G6-3			K	3 0 1 0	0 0 0 0	0 0 0 0	0 0 0 0	1 0 1 0	0 0 1 0	0 0 0 0
12 Jayson Nix, R (1, 4) OBP: 0.211, SLG: 0.125 73 Cord Phelps, S (8, 4) OBP: 0.385, SLG: 0.300	G4-3		F7			G5-3			G3-1	3 0 1 0	0 0 0 0	0 0 0 0	0 0 0 0	0 0 0 0	0 0 0 0	0 0 0 0
17 Shin-Soo Choo, L (1, 10) OBP: 0.235, SLG: 0.188	F7			P4			K		E7	4 0	0 0	0 0	0 0	0 0	1 0	0 0
41 Carlos Santana, S (1, 3) OBP: 0.308, SLG: 0.333 7 Matt LaPorta, R (7, 3) OBP: 0.185, SLG: 0.346		28 1B 22 G6-4-3 2B		G5-3			F7		K	2 1 2 0	1 0 0 0	1 0 0 0	0 0 0 0	0 0 0 1	0 0 1 1	0 0 1 1
28 Travis Buck, L (1, 9) OBP: 0.478, SLG: 0.682 88 Matt McBride, R (8, 9) OBP: 0.154, SLG: 0.231		22 G6-4-3 71 BB 2-3 1B		G6-3			G4-1			3 0 0 0	1 0 0 0	0 0 0 0	0 0 0 0	0 0 0 0	0 0 0 0	0 0 0 0
71 Nick Weglarz, L (1, 7) OBP: 0.500, SLG: 0.667		4-0 22 G6-4-3 1-2 BB	K					L8		2 0	0 0	0 0	0 0	1 0	1 0	0 0
22 Luke Carlin, S (1, 2) OBP: 0.333, SLG: 0.143 6 Lou Marson, R (7, 2) OBP: 0.308, SLG: 0.273		G6-4-3 1-2f 2-3 3-H		G3-1				F9		2 0 1 0	0 0 0 0	0 0 0 0	0 0 0 0	0 0 0 0	0 0 0 0	2 0 0 0
1 Luis Valbuena, L (1, 5) OBP: 0.348, SLG: 0.684		K		K				HR		3 1	1 1	1 0	1 0	0 0	2 0	1 0
8 Adam Everett, R (1, 6) OBP: 0.500, SLG: 0.375 86 Juan Diaz, L (8, 6) OBP: 0.143, SLG: 0.143			K2-3			K		F7		2 0 1 0	0 0 0 0	0 0 0 0	0 0 0 0	0 0 0 0	2 0 0 0	0 0 0 0
Inning Stats	R: 0 E: 0 K: 0 S: 3 H: 0 LOB: 0 BB: 0 P: 3	R: 1 E: 0 K: 1 S: 6 H: 2 LOB: 1 BB: 1 P: 10	R: 0 E: 0 K: 2 S: 7 H: 0 LOB: 0 BB: 0 P: 7	R: 0 E: 0 K: 0 S: 3 H: 0 LOB: 0 BB: 0 P: 3	R: 0 E: 0 K: 2 S: 7 H: 0 LOB: 0 BB: 0 P: 7	R: 0 E: 0 K: 1 S: 5 H: 0 LOB: 0 BB: 0 P: 5	R: 0 E: 0 K: 1 S: 5 H: 0 LOB: 0 BB: 0 P: 5	R: 1 E: 0 K: 0 S: 5 H: 1 LOB: 0 BB: 0 P: 7	R: 0 E: 1 K: 2 S: 8 H: 0 LOB: 1 BB: 0 P: 8	1B: 1 2B: 1 3B: 0 HR: 1	SF: 0 SAC: 0 DP: 1 HBP: 0						

	AB	30
	R	2
	H	3
	RBI	1
	BB	1
	SO	9
	LOB	4

PITCHER		IP	WLS	BF	H	R	ER	SO	BB	IBB	HBP	BLK	WP	HR	S	P	ERA	WHIP
52 Cory Luebke, L ERA: 2.08	(1, 1)	4.1	W	15	2	1	1	4	1	0	0	0	0	0	22	26	2.08	0.692
73 Anthony Bass, R ERA:	(5, 1)	1.2		5	0	0	0	2	0	0	0	0	0	0	9	9	0.00	0.000
53 Jeremy Hefner, R ERA: 4.15	(7, 1)	2.0		7	1	1	1	1	0	0	0	0	0	1	10	12	4.50	0.500
79 Colt Hynes, L ERA:	(9, 1)	1.0		4	0	0	0	2	0	0	0	0	0	0	8	8	0.00	0.000

PITCHER		IP	WLS	BF	H	R	ER	SO	BB	IBB	HBP	BLK	WP	HR	S	P	ERA	WHIP

Cleveland Indians @ Chicago Cubs

Hohokam Park, Mesa, AZ

Thu Mar 10 2011, 3:10 PM - 5:32 PM EST

Att. 7,186 - Sunny - 79 F

TOP

livebaseballscorecards.com

Batter	1	2	3	4	5	6	7	8	9	AB	R	H	RBI	BB	SO	LOB
23 Michael Brantley, L (1, 8) OBP: 0.222, SLG: 0.176 65 Ezequiel Carrera, L (8, 8) OBP: 0.441, SLG: 0.407	G6-3		G4-3, 1-2			G4-3		72 G6-4-3, 1B		4 0	0 0	1 0	0 0	0 0	0 0	1 0
12 Jayson Nix, R (1, 4) OBP: 0.227, SLG: 0.316 72 Jason Kipnis, L (6, 4) OBP: 0.250, SLG: 0.357	P6		F8			F B B X, 2-1, HR		G6-4-3, 1-2f		3 1	1 0	1 0	1 0	0 0	0 0	1 1
41 Carlos Santana, S (1, 2) OBP: 0.250, SLG: 0.267 74 Chun-Hsiu Chen, R (7, 2)	G4-3			L8		L8		C C C, K		3 1	0 0	0 0	0 0	0 0	0 1	0 0
48 Travis Hafner, L (1, 10) OBP: 0.308, SLG: 0.280		G6-3		G6-3		1B			G3-1	4	0	1	0	0	0	0
7 Matt LaPorta, R (1, 3) OBP: 0.167, SLG: 0.310 9 Jack Hannahan, L (7, 3) OBP: 0.500, SLG: 0.438		S S S, K		F9		P3			G6-3	3 1	0 0	0 0	0 0	0 0	1 0	1 0
28 Travis Buck, L (1, 9) OBP: 0.481, SLG: 0.640		B B B B, BB			1B		G3		S S S, K	3	0	1	0	1	1	0
47 Shelley Duncan, R (1, 7) OBP: 0.267, SLG: 0.400 84 Donnie Webb, S (7, 7)		C C C, K			S S S, K		G4-3			3 0	0 0	0 0	0 0	0 0	2 0	2 0
1 Luis Valbuena, L (1, 6) OBP: 0.346, SLG: 0.619 86 Juan Diaz, L (7, 6) OBP: 0.143, SLG: 0.143			G4-3		S S S, K		B B B B, BB			2 0	0 0	0 0	0 0	1 0	1 0	1 0
16 Jason Donald, R (1, 5) OBP: 0.455, SLG: 0.500 76 Lonnie Chisenhall, L (6, 5) OBP: 0.583, SLG: 1.000			23 G4-3, 1B		C C C, K		S S S, K			2 1	0 0	1 0	0 0	0 0	1 1	1 1
Inning Stats	R: 0 E: 0 K: 0 S: 3 H: 0 LOB: 0 BB: 0 P: 3	R: 0 E: 0 K: 2 S: 7 H: 0 LOB: 1 BB: 1 P: 11	R: 0 E: 0 K: 0 S: 4 H: 1 LOB: 1 BB: 0 P: 4	R: 0 E: 0 K: 0 S: 3 H: 0 LOB: 0 BB: 0 P: 3	R: 0 E: 0 K: 3 S: 10 H: 1 LOB: 1 BB: 0 P: 10	R: 1 E: 0 K: 0 S: 6 H: 2 LOB: 1 BB: 0 P: 8	R: 0 E: 0 K: 1 S: 5 H: 0 LOB: 1 BB: 1 P: 9	R: 0 E: 0 K: 1 S: 5 H: 1 LOB: 0 BB: 0 P: 5	R: 0 E: 0 K: 1 S: 5 H: 0 LOB: 0 BB: 0 P: 5	1B: 4 2B: 0 3B: 0 HR: 1 SF: 0 SAC: 0 DP: 1 HBP: 0						

	AB	31
	R	1
	H	5
	RBI	1
	BB	2
	SO	8
	LOB	9

WP: 0 PB: 0 SB: 0 CS: 0 PA: 33

PITCHER	IP	WLS	BF	H	R	ER	SO	BB	IBB	HBP	BLK	WP	HR	S	P	ERA	WHIP
36 Randy Wells, R (1, 1) ERA:	4.0		14	1	0	0	2	1	0	0	0	0	0	17	21	0.00	0.500
34 Kerry Wood, R (5, 1) ERA: 4.5	1.0		4	1	0	0	3	0	0	0	0	0	0	10	10	0.00	1.000
48 Andrew Cashner, R (6, 1) ERA: 4.5	4.0	W	15	3	1	1	3	1	0	0	0	0	1	21	27	2.25	1.000

PITCHER	IP	WLS	BF	H	R	ER	SO	BB	IBB	HBP	BLK	WP	HR	S	P	ERA	WHIP

Batter	1	2	3	4	5	6	7	8	9	AB	R	H	RBI	BB	SO	LOB
1 Kosuke Fukudome, L (1, 9) OBP: 0.308, SLG: 0.217	S S S 0-3 K ①			S S S 0-3 K ①		x 0-0 P3 ③			x 0-0 3 SH 59 1B 1B	3	0	0	0	0	2	1
63 James Adduci, L (7, 9) OBP: 0.154, SLG: 0.154										1	1	1	0	0	0	0
5 Reed Johnson, R (1, 8) OBP: 0.273, SLG: 0.250	C C C 0-3 K ②			x 0-0 L5 ②			x 0-0 F7 ①		x 0-0 SH 1-2	2	0	0	0	0	1	0
3 Fernando Perez, R (7, 8) OBP: 0.455, SLG: 0.333										1	0	0	0	0	0	0
21 Tyler Colvin, L (1, 3) OBP: 0.208, SLG: 0.458	S S S 0-3 K ③			S S S 0-3 K ③			x 0-0 G4-3 ②		x 0-0 P6 ①	2	0	0	0	0	2	0
30 Scott Moore, L (7, 3) OBP: 0.300, SLG: 0.474										2	0	0	0	0	0	2
16 Aramis Ramirez, R (1, 5) OBP: 0.375, SLG: 0.381		S S S 0-3 K ①			C C C 0-3 K ①		x 0-0 F7 ③		x 0-0 F9 ②	2	0	0	0	0	2	0
61 Josh Vitters, R (7, 5) OBP: 0.375, SLG: 0.467										2	0	0	0	0	0	2
39 Luis Montanez, R (1, 7) OBP: 0.294, SLG: 0.375		x 0-0 G4-3 ②			x 0-0 F9 ②			x 0-0 P5 ①	x 0-0 2-H 1B	2	0	0	0	0	0	0
59 Brett Jackson, L (7, 7) OBP: 0.250, SLG: 0.176										2	0	1	1	0	0	0
9 Blake DeWitt, L (1, 4) OBP: 0.217, SLG: 0.227		x 0-0 G3 ③			x 0-0 F8 ③			x 0-0 58 WP 2B		2	0	0	0	0	0	0
73 Marquez Smith, R (7, 4) OBP: 0.385, SLG: 0.583										1	1	1	0	0	0	0
15 Darwin Barney, R (1, 6) OBP: 0.278, SLG: 0.389			x 0-0 F9 ①			x 0-0 G4-3 ①		B B B B 4-0 53 PB 2-H BB		2	0	0	0	0	0	0
58 Matt Camp, L (7, 6) OBP: 0.500, SLG: 0.417										0	0	0	0	1	0	0
55 Koyie Hill, S (1, 2)			x 0-0 G5-3 ②			B B B B 4-0 48 CS BB		B x 1-0 F9 ② 1-2		1	0	0	0	1	0	0
53 Welington Castillo, R (7, 2) OBP: 0.500, SLG: 0.500										1	0	0	0	0	0	1
36 Randy Wells, R (1, 1)			S S S 0-3 K ③			B x 1-0 1-2 1B ②		x 0-0 G5-3 ③		1	0	0	0	0	1	0
34 Kerry Wood, R (5, 1)										0	0	0	0	0	0	0
48 Andrew Cashner, R (6, 1) OBP: 0.500, SLG: 0.750										2	0	1	0	0	0	1
Inning Stats	R: 0 E: 0 K: 3 S: 9 H: 0 LOB: 0 BB: 0 P: 9	R: 0 E: 0 K: 1 S: 5 H: 0 LOB: 0 BB: 0 P: 5	R: 0 E: 0 K: 1 S: 5 H: 0 LOB: 0 BB: 0 P: 5	R: 0 E: 0 K: 2 S: 7 H: 0 LOB: 0 BB: 0 P: 7	R: 0 E: 0 K: 1 S: 5 H: 0 LOB: 0 BB: 0 P: 5	R: 0 E: 0 K: 0 S: 3 H: 1 LOB: 1 BB: 1 P: 8	R: 0 E: 0 K: 0 S: 3 H: 0 LOB: 0 BB: 0 P: 3	R: 1 E: 0 K: 0 S: 4 H: 1 LOB: 1 BB: 1 P: 9	R: 1 E: 0 K: 0 S: 5 H: 2 LOB: 1 BB: 0 P: 5	1B: 3 2B: 1 3B: 0 HR: 0	SF: 0 SAC: 1 DP: 0 HBP: 0						

PITCHER		IP	WLS	BF	H	R	ER	SO	BB	IBB	HBP	BLK	WP	HR	S	P	ERA	WHIP
63 Justin Masterson, R ERA: 3.38	(1, 1)	3.0		9	0	0	0	5	0	0	0	0	0	0	19	19	0.00	0.000
58 Jeanmar Gómez, R ERA: 4.91	(4, 1)	3.0		10	1	0	0	3	1	0	0	0	0	0	15	20	0.00	0.667
33 Joe Martinez, R ERA: 9.0	(7, 1)	1.0	H	3	0	0	0	0	0	0	0	0	0	0	3	3	0.00	0.000
56 Frank Herrmann, R ERA: 1.8	(8, 1)	1.0	B	5	1	1	1	0	1	0	0	0	1	0	4	9	9.00	2.000
52 Vinnie Pestano, R ERA: 2.45	(9, 1)	0.2	L	5	2	1	1	0	0	0	0	0	0	0	5	5	13.50	3.000

PITCHER	IP	WLS	BF	H	R	ER	SO	BB	IBB	HBP	BLK	WP	HR	S	P	ERA	WHIP

BOTTOM

Cleveland Indians @ Chicago Cubs

Hohokam Park, Mesa, AZ

Thu Mar 10 2011, 3:10 PM - 5:32 PM EST

Att. 7,186 - Sunny - 79 F

livebaseballscorecards.com

AB	29
R	2
H	4
RBI	1
BB	2
SO	8
LOB	7

Batter	1	2	3	4	5	6	7	8	9	10	AB	R	H	RBI	BB	SO	LOB
16 Josh Wilson, R (1, 6) OBP: 0.250, SLG: 0.200	F8		G4-3	SF9 3-H		SF8 3-H		F7		F5	2	0	0	2	0	0	0
72 Sean Kazmar Jr., R (6, 6) OBP: 0.071, SLG: 0.077											2	0	0	0	0	0	3
1 Luis Antonio Rodriguez, S (1, 5) OBP: 0.250, SLG: 0.214	G2-3 4 2B		BB 29 1B 4 E	P6		BB 20 G6-4-3 1-2 2-3		1B 1-3		F9	2	1	1	0	2	0	1
63 Alex Liddi, R (6, 5) OBP: 0.429, SLG: 0.846											2	0	1	0	0	0	2
4 Adam Kennedy, L (1, 3) OBP: 0.286, SLG: 0.353	G2-3 SAFE 2-3		FC4 29 1B 1-2		G4-3	G6-4-3 1-2f		F9			3	0	0	0	0	0	2
20 Mike Carp, L (5, 3) OBP: 0.294, SLG: 0.375											2	0	0	0	0	0	5
29 Jack Cust, L (1, 10) OBP: 0.292, SLG: 0.435		K 1B 1-3 2-H			K		L4 56 FC6-4 1B		HBP 64 CS		3	0	1	1	0	2	0
44 Mike Wilson, R (7, PH) OBP: 0.417, SLG: 0.222 (7, 10)											1	0	0	0	0	0	0
27 Matt Tuiasosopo, R (1, 7) OBP: 0.533, SLG: 0.615		1B 55 1B 13 1B	P6		2B				K 1-2		3	1	2	0	0	0	2
64 Carlos Peguero, L (6, 7) OBP: 0.176, SLG: 0.353											2	0	1	0	0	1	1
55 Michael Saunders, L (1, 8) OBP: 0.269, SLG: 0.174		1B 13 1B 5 G5-3 1-2	F8		G3-1		FC6-4 1-2f		K		3	1	1	0	0	0	3
56 Greg Halman, R (5, 8) OBP: 0.294, SLG: 0.438											2	0	0	0	0	1	1
13 Dustin Ackley, L (1, 4) OBP: 0.478, SLG: 0.313		1B 5 G5-3 1-3 2-H		BB 5 G1-3 16 SF9 5 S		BB 70 1B 16 SF8 5 BB	K			K 1-3	3	2	1	1	2	2	1
5 Chris Gimenez, R (1, 2) OBP: 0.308, SLG: 0.200	G5-3 2-3 3-H			G1-3 1-3		BB 1 BB 70 1B 1-2		G6-3		1B 70 WP	2	0	0	1	1	0	2
75 Steven Baron, R (6, 2) OBP: 0.500, SLG: 1.167											2	0	1	0	0	0	0
70 Johermyn Chavez, R (1, 9) OBP: 0.368, SLG: 0.563		K		HBP		1B 1 BB 1-2 2-3		HBP 63 1B		HBP 1-2	2	0	1	0	0	1	1
Inning Stats	R: 0 H: 1 E: 0 LOB: 0 K: 0 BB: 0 S: 4 P: 4	R: 2 H: 3 E: 0 LOB: 1 K: 2 BB: 0 S: 10 P: 10	R: 1 H: 1 E: 1 LOB: 2 K: 0 BB: 1 S: 5 P: 9	R: 1 H: 0 E: 0 LOB: 1 K: 0 BB: 1 S: 4 P: 10	R: 0 H: 1 E: 0 LOB: 1 K: 1 BB: 0 S: 6 P: 6	R: 1 H: 1 E: 0 LOB: 2 K: 0 BB: 3 S: 3 P: 15	R: 0 H: 1 E: 1 LOB: 1 K: 1 BB: 0 S: 6 P: 6	R: 0 H: 1 E: 0 LOB: 2 K: 0 BB: 0 S: 4 P: 6	R: 0 H: 0 E: 0 LOB: 0 K: 2 BB: 0 S: 6 P: 8	R: 0 H: 1 E: 0 LOB: 2 K: 1 BB: 0 S: 6 P: 9	1B: 8 SF: 2 2B: 3 SAC: 0 3B: 0 DP: 2 HR: 0 HBP: 4						

PITCHER		IP	WLS	BF	H	R	ER	SO	BB	IBB	HBP	BLK	WP	HR	S	P	ERA	WHIP
51 Mitch Talbot, R ERA: 17.55	(1, 1)	3.0		15	5	3	2	2	1	0	0	0	0	0	19	23	6.00	2.000
37 Chad Durbin, R ERA: 9.0	(4, 1)	1.0		5	0	1	1	0	1	0	1	0	0	0	4	10	9.00	1.000
40 Jess Todd, R ERA: 2.08	(5, 1)	1.0		4	1	0	0	1	0	0	0	0	0	0	6	6	0.00	1.000
45 Doug Mathis, R ERA: 4.5	(6, 1)	1.0		6	1	1	1	0	3	0	0	0	0	0	3	15	9.00	4.000
39 Justin Germano, R ERA:	(7, 1)	2.0		9	2	0	0	1	0	0	1	0	0	0	10	12	0.00	1.000
80 Josh Judy, R ERA: 9.0	(9, 1)	1.0		3	0	0	0	2	0	0	1	0	0	0	6	8	0.00	0.000
81 Zach Putnam, R ERA: 9.0	(10, 1)	1.0		5	1	0	0	1	0	0	1	0	1	0	6	9	0.00	1.000

TOP

Seattle Mariners @ Cleveland Indians

Goodyear Ballpark, Goodyear, AZ

Fri Mar 11 2011, 3:06 PM - 6:46 PM EST

Att. 3,621 - Sunny - 80 F

livebaseballscorecards.com

AB	36
R	5
H	10
RBI	5
BB	5
SO	7
LOB	24

WP: 1 PA: 47
PB: 0
SB: 1
CS: 1

Batter	1	2	3	4	5	6	7	8	9	10	AB	R	H	RBI	BB	SO	LOB
20 Orlando Cabrera, R (1, 4) OBP: 0.467, SLG: 0.714	13 G4-3 1B	F7		1-3 2-H 1B		BBB 4-0 1-2 BB		G4-6-3 1-2f 3-H		K	3	0	2	1	0	0	2
73 Cord Phelps, S (5, 4) OBP: 0.375, SLG: 0.250											2	0	0	0	1	1	1
13 Asdrúbal Cabrera, S (1, 6) OBP: 0.478, SLG: 0.579	G4-3 1-2		SBX 1-1 HR	P4		F9		1B		2 FC6-4 1B	3	1	1	1	0	0	3
8 Adam Everett, R (5, 6) OBP: 0.522, SLG: 0.421											3	0	2	0	0	0	2
17 Shin-Soo Choo, L (1, 9) OBP: 0.250, SLG: 0.263	F7		SSS 0-3 K		26 2B 2B	F8		F8		FC6-4 1-2f	3	1	1	0	0	1	1
2 Paul Phillips, R (6, 2) OBP: 0.353, SLG: 0.412											3	0	0	0	0	0	4
26 Austin Kearns, R (1, 7) OBP: 0.476, SLG: 0.471	G4-3		F9		2-H 2B		2B		SSS K		4	0	2	1	0	0	1
71 Nick Weglarz, L (8, 7) OBP: 0.467, SLG: 0.600											1	0	0	0	0	1	0
48 Travis Hafner, L (1, 10) OBP: 0.310, SLG: 0.321		6 F9 9 2B 2B	CCC K		F8		SSS K		30 1B 1B		3	1	1	0	0	1	1
47 Shelley Duncan, R (7, PH) OBP: 0.294, SLG: 0.412											2	0	1	0	0	1	1
(8, 10)																	
72 Jason Kipnis, L (9, PR) OBP: 0.250, SLG: 0.357											0	0	0	0	0	0	0
(10, 10)																	
76 Lonnie Chisenhall, L (1, 5) OBP: 0.538, SLG: 0.913	SSS K		CCC K		CCC K		F8		SSS K		2	0	0	0	0	2	1
16 Jason Donald, R (5, PH) OBP: 0.357, SLG: 0.385											3	0	0	0	0	2	3
(6, 5)																	
6 Lou Marson, R (1, 2) OBP: 0.267, SLG: 0.231	F9 2-3			G1-3	CCC K		SSS K		1-2 1B		2	0	0	0	0	0	1
30 Chad Huffman, R (5, PH) OBP: 0.619, SLG: 0.882											3	0	1	0	0	2	2
(6, 9)																	
9 Jack Hannahan, L (1, 3) OBP: 0.520, SLG: 0.500	3-H 2B		BH 2-0 65 1B 20 1B HBP			G4-3		65 SH 73 G4-6-3 1B		P4	4	2	2	1	0	0	2
65 Ezequiel Carrera, L (1, 8) OBP: 0.474, SLG: 0.414	BBBB 4-0 BB		20 1B 1-2 1B			BBBB 4-0 73 BB BB		SH 73 G4-6-3 1-3		G1-3	2	0	1	0	2	0	0
Inning Stats	R: 0 E: 0 K: 0 S: 4 H: 1 LOB: 1 BB: 0 P: 4	R: 1 E: 0 K: 1 S: 7 H: 2 LOB: 2 BB: 1 P: 11	R: 1 E: 0 K: 2 S: 9 H: 1 LOB: 0 BB: 0 P: 10	R: 1 E: 0 K: 1 S: 7 H: 2 LOB: 2 BB: 0 P: 9	R: 1 E: 0 K: 2 S: 9 H: 2 LOB: 1 BB: 0 P: 9	R: 0 E: 0 K: 0 S: 3 H: 0 LOB: 2 BB: 2 P: 11	R: 0 E: 0 K: 2 S: 8 H: 1 LOB: 1 BB: 0 P: 8	R: 1 E: 1 K: 0 S: 5 H: 2 LOB: 1 BB: 0 P: 5	R: 0 E: 0 K: 2 S: 9 H: 2 LOB: 2 BB: 0 P: 9	R: 0 E: 0 K: 1 S: 6 H: 1 LOB: 1 BB: 0 P: 6	1B: 8 2B: 5 3B: 0 HR: 1	SF: 0 SAC: 1 DP: 1 HBP: 1						

PITCHER		IP	WLS	BF	H	R	ER	SO	BB	IBB	HBP	BLK	WP	HR	S	P	ERA	WHIP
36 Michael Pineda, R ERA: 2.57	(1, 1)	3.0		14	4	2	2	3	1	0	0	0	0	1	20	25	6.00	1.667
32 Nate Robertson, L ERA: 7.71	(4, 1)	2.0	B	11	4	2	2	3	0	0	1	0	0	0	16	18	9.00	2.000
68 Chaz Roe, R ERA:	(6, 1)	1.0	H	5	0	0	0	0	2	0	0	0	0	0	3	11	0.00	2.000
37 Cesar Jimenez, L ERA: 10.38	(7, 1)	1.0	H	4	1	0	0	2	0	0	0	0	0	0	8	8	0.00	1.000
52 Chris Seddon, L ERA: 4.5	(8, 1)	1.0	B	5	2	1	1	0	0	0	0	0	0	0	5	5	9.00	2.000

PITCHER		IP	WLS	BF	H	R	ER	SO	BB	IBB	HBP	BLK	WP	HR	S	P	ERA	WHIP
66 Royce Ring, L ERA:	(9, 1)	1.0		5	2	0	0	2	0	0	0	0	0	0	9	9	0.00	2.000
65 Edward Paredes, L ERA:	(10, 1)	1.0		4	1	0	0	1	0	0	0	0	0	0	6	6	0.00	1.000

Seattle Mariners @ Cleveland Indians

Goodyear Ballpark, Goodyear, AZ

Fri Mar 11 2011, 3:06 PM - 6:46 PM EST

Att. 3,621 - Sunny - 80 F

BOTTOM

livebaseballscorecards.com

AB	43
R	5
H	14
RBI	4
BB	3
SO	11
LOB	25

WP: 0 PB: 0 SB: 0 CS: 0

PA: 48

Batter	1	2	3	4	5	6	7	8	9	AB	R	H	RBI	BB	SO	LOB
77 Reggie Willits, S (1, 8) OBP: 0.304, SLG: 0.300 81 Tyson Auer, R (5, 8) OBP: 0.313, SLG: 0.154 74 Gabe Jacobo, R (8, PH) OBP: 0.300, SLG: 0.222 92 Travis Witherspoon, R (8, 8) OBP: 0.167, SLG: 0.167	B S S S 1-3 ① K	C C C 0-3 ③ K	x 0-0 ③ G3-1					x 0-0 ①② G4-6-3 1-2f		3 0 1 0	0 0 0 0	0 0 0 0	0 0 0 0	0 0 0 0	2 0 0 0	3 0 1 0
5 Jeff Mathis, R (1, 2) OBP: 0.350, SLG: 0.421	S C S 0-3 ② K			x 0-0 ① G6-3		x 0-0 44 1B 1B		B B B B 4-0 6 FC6-4 BB		3	0	1	0	1	1	0
6 Alberto Callaspo, S (1, 10) OBP: 0.308, SLG: 0.308	x 0-0 ③ G1-3			x 0-0 44 G6-4-3 1B		x 0-0 ① L6		x 0-0 FC6-4 1-2f		4	0	1	0	0	0	2
44 Mark Trumbo, R (1, 3) OBP: 0.390, SLG: 0.800		S S S 0-3 ① K		x 0-0 ②③ G6-4-3 1-2f		x 0-0 3 F9-5-6 1-2 1B			x 0-0 ① B1-3	4	0	1	0	0	1	1
3 Brandon Wood, R (1, 5) OBP: 0.188, SLG: 0.344		C C C 0-3 ② K			x 0-0 28 BB 49 1B 1B	x 0-0 ②③ F9-5-6 1-2			x 0-0 ② F7	4	0	1	0	0	1	2
33 Chris Pettit, R (1, 7) OBP: 0.500, SLG: 0.611		B B B B 4-0 BB			x 0-0 ① F9		S S S 0-3 ① K		B S X 1-1 HR	3	1	1	1	1	1	1
18 Andrew Romine, S (1, 6) OBP: 0.267, SLG: 0.231 (8, 4) 90 Mike Trout, R (9, PH) OBP: 0.400, SLG: 0.250		x 0-0 ③ G3			x 0-0 ② F8		x 0-0 ② P6		S S S 0-3 ③ K	3 1	0 0	0 0	0 0	0 0	0 1	2 0
49 Jeremy Moore, L (1, 9) OBP: 0.273, SLG: 0.300			x 0-0 ① G5-3		x 0-0 28 BB 1-2 1B		x 0-0 ③ G4-3			3	0	1	0	0	0	0
28 Gil Velazquez, R (1, 4) OBP: 0.250, SLG: 0.200 79 Jean Segura, R (8, PH) OBP: 0.333, SLG: 0.333 (8, 6)			x 0-0 ② G5-3		B B B 4-0 1-2 2-3 BB			x 0-0 74 G4-6-3 1B		1 1	0 0	0 1	0 0	1 0	0 0	0 0
Inning Stats	R: 0 H: 0 E: 0 LOB: 0 K: 2 BB: 0 S: 7 P: 8	R: 0 H: 0 E: 0 LOB: 1 K: 2 BB: 1 S: 7 P: 11	R: 0 H: 0 E: 0 LOB: 0 K: 1 BB: 0 S: 5 P: 5	R: 0 H: 1 E: 0 LOB: 0 K: 0 BB: 0 S: 3 P: 3	R: 0 H: 2 E: 0 LOB: 3 K: 0 BB: 1 S: 5 P: 9	R: 0 H: 2 E: 0 LOB: 1 K: 0 BB: 0 S: 4 P: 4	R: 0 H: 0 E: 0 LOB: 0 K: 1 BB: 0 S: 5 P: 5	R: 0 H: 1 E: 0 LOB: 1 K: 0 BB: 1 S: 3 P: 7	R: 1 H: 1 E: 0 LOB: 0 K: 1 BB: 0 S: 7 P: 8	1B: 6 SF: 0 2B: 1 SAC: 0 3B: 0 DP: 3 HR: 1 HBP: 0						

TOP

Los Angeles Angels @ Cleveland Indians

Goodyear Ballpark, Goodyear, AZ

Sat Mar 12 2011, 4:08 PM - 6:07 PM EST

Att. 5,400 - Sunny - 80 F

livebaseballscorecards.com

AB	31
R	1
H	7
RBI	1
BB	3
SO	7
LOB	12

WP: 0 PA: 34
PB: 0
SB: 0
CS: 0

PITCHER		IP	WLS	BF	H	R	ER	SO	BB	IBB	HBP	BLK	WP	HR	S	P	ERA	WHIP
55 Roberto Hernandez, R ERA: 5.25	(1, 1)	4.0	W	13	1	0	0	5	1	0	0	0	0	0	22	27	0.00	0.500
43 Josh Tomlin, R ERA: 1.13	(5, 1)	3.0	H	13	4	0	0	1	1	0	0	0	0	0	14	18	0.00	1.667
53 Rafael Perez, L ERA:	(8, 1)	1.0	H	4	1	0	0	0	1	0	0	0	0	0	3	7	0.00	2.000
49 Tony Sipp, L ERA: 1.8	(9, 1)	1.0	S	4	1	1	1	1	0	0	0	0	0	1	7	8	9.00	1.000

PITCHER		IP	WLS	BF	H	R	ER	SO	BB	IBB	HBP	BLK	WP	HR	S	P	ERA	WHIP

Batter	1	2	3	4	5	6	7	8	9	AB	R	H	RBI	BB	SO	LOB
23 Michael Brantley, L (1, 8) OBP: 0.238, SLG: 0.200 65 Ezequiel Carrera, L (8, 8) OBP: 0.474, SLG: 0.414	0-0 13 S, 13 1B, 1B		0-0 G4-3 ③			CCC 0-3 K ②				3 1 1 0 0 1 0 0 0 0 0 0 0 0						
13 Asdrúbal Cabrera, S (1, 6) OBP: 0.500, SLG: 0.636 76 Lonnie Chisenhall, L (7, 5) OBP: 0.538, SLG: 0.913	B X 1-0 17 G4-6-3, 1-H, 1B			0-0 17 2B, 2B		0-0 G3 ③				3 1 2 1 0 0 0 0 0 0 0 0 0 0						
17 Shin-Soo Choo, L (1, 10) OBP: 0.261, SLG: 0.318	0-0 G4-6-3 ①② 1-2f			0-0 28 L4-6, 2-H, 2B			CSS 0-3 K ①			3 0 1 1 0 1 1						
41 Carlos Santana, S (1, 2) OBP: 0.211, SLG: 0.222 70 Juan Apodaca, R (8, 2) OBP: 0.429, SLG: 0.667	0-0 G3 ③			0-0 P6 ①			0-0 G5-3 ②			3 0 0 0 0 0 1 0 0 0 0 0 0 0						
28 Travis Buck, L (1, 9) OBP: 0.433, SLG: 0.571		0-0 F8 ①		0-0 L4-6 ②③ 2-2			0-0 G3-1 ③			3 0 0 0 0 0 1						
20 Orlando Cabrera, R (1, 4) OBP: 0.412, SLG: 0.625 8 Adam Everett, R (7, 4) OBP: 0.500, SLG: 0.400 (9, 6)	SSS 0-3 K ②				0-0 L5 ①			0-0 F7 ①		2 0 0 0 0 1 0 1 0 0 0 0 0 0						
7 Matt LaPorta, R (1, 3) OBP: 0.182, SLG: 0.344		0-0 F7 ③			0-0 F9 ②			0-0 30 G6-3, 2B		3 0 1 0 0 0 0						
47 Shelley Duncan, R (1, 7) OBP: 0.263, SLG: 0.368 30 Chad Huffman, R (8, 7) OBP: 0.591, SLG: 0.833			0-0 F9 ①		0-0 P4 ③			0-0 G6-3 ② 2-3		2 0 0 0 0 0 0 1 0 0 0 0 0 1						
1 Luis Valbuena, L (1, 5) OBP: 0.310, SLG: 0.542 (7, 6) (9, 4)			0-0 F8 ②			CCC 0-3 K ①		0-0 F7 ③		3 0 0 0 0 1 1						
Inning Stats	R: 1 H: 2 E: 0 LOB: 0 K: 0 BB: 0 S: 4 P: 5	R: 0 H: 0 E: 0 LOB: 0 K: 1 BB: 0 S: 5 P: 5	R: 0 H: 0 E: 0 LOB: 0 K: 0 BB: 0 S: 3 P: 3	R: 1 H: 2 E: 0 LOB: 0 K: 0 BB: 0 S: 4 P: 4	R: 0 H: 0 E: 0 LOB: 0 K: 0 BB: 0 S: 3 P: 3	R: 0 H: 0 E: 0 LOB: 0 K: 2 BB: 0 S: 7 P: 7	R: 0 H: 0 E: 0 LOB: 0 K: 1 BB: 0 S: 5 P: 5	R: 0 H: 1 E: 0 LOB: 1 K: 0 BB: 0 S: 4 P: 4		1B: 2 SF: 0 2B: 4 SAC: 0 3B: 0 DP: 2 HR: 0 HBP: 0						

PITCHER		IP	WLS	BF	H	R	ER	SO	BB	IBB	HBP	BLK	WP	HR	S	P	ERA	WHIP
24 Dan Haren, R ERA: 4.5	(1, 1)	5.0	L	17	4	2	2	1	0	0	0	0	0	0	19	20	3.60	0.800
21 Hisanori Takahashi, L ERA:	(6, 1)	2.0		6	0	0	0	3	0	0	0	0	0	0	12	12	0.00	0.000
91 Ryan Brasier, R ERA: 11.25	(8, 1)	1.0		4	1	0	0	0	0	0	0	0	0	0	4	4	0.00	1.000

PITCHER	IP	WLS	BF	H	R	ER	SO	BB	IBB	HBP	BLK	WP	HR	S	P	ERA	WHIP

BOTTOM

Los Angeles Angels @ Cleveland Indians

Goodyear Ballpark, Goodyear, AZ

Sat Mar 12 2011, 4:08 PM - 6:07 PM EST

Att. 5,400 - Sunny - 80 F

livebaseballscorecards.com

AB	27
R	2
H	5
RBI	2
BB	0
SO	4
LOB	5

Cleveland Indians @ San Diego Padres

Peoria Stadium, Peoria, AZ

Sun Mar 13 2011, 4:07 PM - 6:44 PM EDT

Att. 5,820 - Sunny - 79 F

TOP

livebaseballscorecards.com

Batter	1	2	3	4	5	6	7	8	9	AB	R	H	RBI	BB	SO	LOB
23 Michael Brantley, L (1, 8) OBP: 0.240, SLG: 0.208	B SI 90 C SI 89 B SL 87 X SI 90 2-1 G1-3		B SI 90 B CH 81 X SI 90 2-0 G3-1			B SI 87 X SI 86 1-0 26 E 72 G3 1B		B SI 92 C SL 88 C CU 81 F CU 80 X SI 92 1-2 G4-3		4	0	1	0	0	0	0
83 Jordan Henry, L (8, 8)										0	0	0	0	0	0	0
72 Jason Kipnis, L (1, 4) OBP: 0.250, SLG: 0.444	X SI 92 0-0 G4-3			C SI 86 C SL 84 B SI 88 X SI 89 1-2 28 1B 3B		P PO 88 1 SAFE X SI 87 1-0 G3 1-2		B SI 91 C SL 88 B SL 86 X SI 91 2-1 F7		4	1	1	0	0	0	1
28 Travis Buck, L (1, 9) OBP: 0.412, SLG: 0.531	B SI 91 B SI 91 X SI 90 2-0 G3			B SI 89 X SL 84 1-0 7 G6-4-3 3-H 1B		S CH 81 X CH 82 0-1 F9		B CU 80 F SL 88 C FF 92 B CH 84 X SI 91 2-2 F8		4	0	1	1	0	0	1
26 Austin Kearns, R (1, 7) OBP: 0.458, SLG: 0.500		B SI 89 C CH 79 B SI 90 F SI 89 B SL 88 X SI 90 3-2 2B		C FF 86 S SL 85 F SL 85 B SI 88 1 SAFE B SL 85 B SI 88 X SL 84 3-2 F8		2 SAFE C CH 83 B SL 83 C SI 89 X SL 85 1-2 G6-3 2-3			C SI 92 B SI 93 F SI 92 B SL 86 X SL 87 2-2 1B	3	0	1	0	0	0	2
88 Matt McBride, R (8, 7) OBP: 0.214, SLG: 0.286										1	0	1	0	0	0	0
7 Matt LaPorta, R (1, 3) OBP: 0.194, SLG: 0.324		B SL 86 S SL 86 B SI 90 S SL 86 B SL 86 F SI 90 B CH 80 4-2 2 G4-3 BB		C SI 87 B SI 88 1 SAFE S CH 84 B SL 86 B SI 89 X SL 84 3-2 G6-4-3 1-2f			B SI 84 X CU 79 1-0 G6-3		F SI 93 F SI 92 F SI 92 B SI 94 S SI 86 1-3 K	2	0	0	0	1	0	1
47 Shelley Duncan, R (8, 3) OBP: 0.250, SLG: 0.350										1	0	0	0	0	1	1
9 Jack Hannahan, L (1, 5) OBP: 0.464, SLG: 0.435		B SI 90 B SI 90 S SL 86 S SL 85 C SI 91 2-3 K			B CH 79 X CH 78 1-0 P3		B SI 84 B SI 91 C FF 92 X SI 91 2-1 F7		S SI 91 B SI 91 F SI 92 F SI 92 C SL 87 1-3 K	3	0	0	0	0	1	2
86 Juan Diaz, L (7, 6) OBP: 0.125, SLG: 0.125										1	0	0	0	0	1	1
2 Paul Phillips, R (1, 2) OBP: 0.400, SLG: 0.650		X SI 89 0-0 G4-3 1-2f			X SI 88 0-0 2B		B CU 79 X FF 92 1-0 HR		C SI 90 B SI 90 X SI 91 1-1 F8	3	1	2	1	0	0	2
6 Lou Marson, R (7, 2) OBP: 0.250, SLG: 0.214										1	0	0	0	0	0	1
8 Adam Everett, R (1, 6) OBP: 0.444, SLG: 0.348			B CU 76 X SI 88 1-0 G5-3		B CH 77 B CH 77 C SI 88 B SL 85 X SI 88 3-1 G5-3		X FF 91 0-0 E6			3	0	0	0	0	0	1
(7, 5)																
59 Carlos Carrasco, R (1, 1)			C SI 88 C SL 85 B SI 90 B SI 89 B SI 90 C SI 89 3-3 K		C FF 89 C SL 85 D SI 89 S CH 80 1-3 K		B CU 80 C CU 79 C SI 92 B FF 93 C FF 92 2-3 K			1	0	0	0	0	1	0
54 Chris Perez, R (4, 1)										0	0	0	0	0	0	0
74 Chun-Hsiu Chen, R (5, PH)										1	0	0	0	0	1	1
31 David Huff, S (5, 1)										1	0	0	0	0	1	1
56 Frank Herrmann, L (7, 1)										0	0	0	0	0	0	0
50 Jensen Lewis, R (8, 1)										0	0	0	0	0	0	0
Inning Stats	R: 0 E: 0 K: 0 S: 4 H: 0 LOB: 0 BB: 0 P: 8	R: 0 E: 0 K: 1 S: 10 H: 1 LOB: 1 BB: 1 P: 19	R: 0 E: 0 K: 1 S: 5 H: 0 LOB: 0 BB: 0 P: 11	R: 1 E: 0 K: 0 S: 11 H: 2 LOB: 0 BB: 0 P: 19	R: 0 E: 0 K: 1 S: 7 H: 1 LOB: 1 BB: 0 P: 12	R: 0 E: 1 K: 0 S: 8 H: 1 LOB: 1 BB: 0 P: 10	R: 1 E: 1 K: 1 S: 8 H: 1 LOB: 1 BB: 0 P: 14	R: 0 E: 0 K: 0 S: 9 H: 0 LOB: 0 BB: 0 P: 14	R: 0 E: 0 K: 2 S: 13 H: 1 LOB: 1 BB: 0 P: 18	1B: 3 2B: 2 3B: 1 HR: 1 SF: 0 SAC: 0 DP: 2 HBP: 0						

	AB	33
	R	2
	H	7
	RBI	2
	BB	1
	SO	6
	LOB	15

WP: 0 PA: 34
PB: 0
SB: 0
CS: 0

PITCHER		IP	WLS	BF	H	R	ER	SO	BB	IBB	HBP	BLK	WP	HR	S	P	ERA	WHIP
46 Tim Stauffer, R ERA: 3.95	(1, 1)	5.0	W	18	4	1	1	3	1	0	0	0	0	0	37	69	1.80	1.000
57 Luke Gregerson, R ERA:	(6, 1)	1.0	H	4	1	0	0	0	0	0	0	0	0	0	8	10	0.00	1.000
21 Heath Bell, R ERA: 6.0	(7, 1)	1.0	H	5	1	1	1	1	0	0	0	0	0	1	8	14	9.00	1.000
37 Mike Adams, R ERA: 7.71	(8, 1)	1.0		3	0	0	0	0	0	0	0	0	0	0	9	14	0.00	0.000
50 Chad Qualls, R ERA: 3.6	(9, 1)	1.0		4	1	0	0	2	0	0	0	0	0	0	13	18	0.00	1.000

PITCHER	IP	WLS	BF	H	R	ER	SO	BB	IBB	HBP	BLK	WP	HR	S	P	ERA	WHIP

BOTTOM

Batter	1	2	3	4	5	6	7	8	9	AB	R	H	RBI	BB	SO	LOB
9 Eric Patterson, L (1, 7) OBP: 0.458, SLG: 0.636	C SI 92 X SI 92 0-1 1 G3-1 2B	B CH 85 B CH 85 F SI 90 B SI 93 X SI 92 3-1 ③ 2-H 2B		B SI 92 C FF 92 X SL 82 1-1 ③ G6-3			F FF 90 B FF 90 F CH 82 X FF 91 1-2 60 S 60 2B 3-H 1B	D CH 76 1 SAFE B CH 87 X FF 89 2-0 1-2 1B		3	0	2	1	0	0	2
28 Aaron Cunningham, R (5, 7) OBP: 0.394, SLG: 0.621										2	1	2	1	0	0	0
1 Orlando Hudson, S (1, 4) OBP: 0.304, SLG: 0.400	X SI 93 0-0 ① G3-1 2-3		C SI 92 B SI 92 C SI 92 B CH 85 F SI 93 F CU 80 F CU 80 B SI 94 F SI 91 4-2 B SI 82 11 L4-6 11 S BB		X FF 90 0-0 ① L8		B FF 90 F FF 91 C CH 82 X FF 91 1-2 82 1B 1-H 2B	F CH 85 B CH 77 X CH 88 1-1 ② F9 2-3		2	0	0	0	1	0	1
60 Cedric Hunter, L (7, 8) OBP: 0.478, SLG: 0.810										2	1	1	1	0	0	2
11 Brad Hawpe, L (1, 3) OBP: 0.444, SLG: 0.588	B SI 93 B CH 86 X SI 92 2-0 ② G1-3		C SI 93 C CH 86 F SI 93 B SI 92 B CH 85 F SL 81 X SI 93 2-2 ①② L4-6 1-2		S FF 90 X CH 82 0-1 ② F9		B FF 90 B FF 89 C CH 81 D CH 78 F FF 89 F FF 90 B FF 90 4-2 82 1B 2 1B BB	F FF 89 F FF 90 D CH 79 S CH 80 1-3 ③ K		3	0	0	0	0	0	2
23 Mike Baxter, L (7, 3) OBP: 0.391, SLG: 0.474										1	1	0	0	1	1	2
67 Jesus Guzman, R (1, 5) OBP: 0.455, SLG: 0.630	C SL 83 B SI 92 C SL 83 C CU 80 1-3 ③ K		X SI 92 0-0 2B		C FF 91 S CH 82 F FF 92 X CH 84 0-2 ③ G4-3		B FF 90 S CH 80 F CH 80 F FF 90 B FF 90 F CH 80 X FF 91 2-2 ② P3			2	0	1	0	0	1	1
16 Jarrett Hoffpauir, R (5, 5) OBP: 0.500, SLG: 0.750										2	0	0	0	0	0	2
37 Mike Adams, R (8, 1)										0	0	0	0	0	0	0
50 Chad Qualls, R (9, 1)										0	0	0	0	0	0	0
4 Nick Hundley, R (1, 2) OBP: 0.429, SLG: 0.615		B SI 92 C FF 91 X CH 83 1-1 13 1B 24 1B 15 FC6-4 1B	C SI 93 C SI 92 B SI 92 F CH 86 B SI 92 S SL 83 2-3 ③ K			B FF 89 X FF 90 1-0 ① G5-3	X CH 80 0-0 2 1B 1-2 2-H 1B			2	1	1	0	0	1	1
82 Guillermo Quiroz, R (6, 2) OBP: 0.412, SLG: 0.500										2	0	1	1	0	0	0
24 Cameron Maybin, R (1, 8) OBP: 0.385, SLG: 0.333		B SI 92 B CH 85 C SI 92 F SI 92 X CU 81 2-2 13 1B 15 E 1-2 1B		C FF 93 B FF 93 S SL 81 X FF 93 1-2 13 G6-3 1B		S CH 82 B FF 90 T FC 90 F FF 91 X CH 82 1-2 ② G5-3	B FF 89 C FF 88 X FF 91 1-1 1-2 2-H 1B			3	1	2	0	0	0	0
2 Everth Cabrera, S (7, 4)										1	0	1	1	0	0	0
(8, 6)																
13 Chris Denorfia, R (1, 9) OBP: 0.345, SLG: 0.360	F SI 94 F SI 93 X FF 94 0-2 15 FC6-4 1-2 2-3 1B			B SI 91 X SI 91 1-0 ① G6-3 1-2		B CH 81 C FF 90 X FC 90 1-1 ③ G5-3	S SI 94 B SL 86 F SI 93 B CH 86 X SI 94 2-2 ③ F8			4	0	1	0	0	0	3
15 Kevin Frandsen, R (1, 6) OBP: 0.185, SLG: 0.167	B SL 82 X SI 92 1-0 ① FC6-4 46 SH1-4 9 2B 1-2f 2-H 3-H			C SI 93 F SI 93 H SI 92 1-2 HBP			X FF 90 0-0 14 1B 28 1B 2B	B CH 85 B FF 84 X CH 86 2-0 60 F9 28 1B 1B		2	1	1	1	0	0	1
12 Logan Forsythe, R (7, PR) OBP: 0.400, SLG: 0.650										1	1	1	0	0	0	0
(8, 4)																
46 Tim Stauffer, R (1, 1)	F SI 91 X SI 92 0-1 ② SH1-4 1-2			C SI 92 L SI 92 M SL 83 0-3 ② K			B FF 89 C FF 89 B FF 90 S CH 80 X CH 80 2-2 ① 2-3 1B	C FF 88 X FF 87 0-1 ① P6		1	0	0	0	0	1	2
57 Luke Gregerson, L (6, 1)										0	0	0	0	0	0	0
21 Heath Bell, R (7, 1)										0	0	0	0	0	0	0
14 Oscar Salazar, R (7, PH) OBP: 0.318, SLG: 0.450										2	0	1	0	0	0	1
(8, 5)																
Inning Stats	R: 0 E: 0 K: 1 S: 7 H: 1 LOB: 1 BB: 0 P: 10	R: 3 E: 1 K: 0 S: 13 H: 4 LOB: 1 BB: 0 P: 20	R: 0 E: 0 K: 1 S: 16 H: 1 LOB: 1 BB: 1 P: 24	R: 0 E: 0 K: 1 S: 11 H: 1 LOB: 2 BB: 0 P: 15	R: 0 E: 0 K: 0 S: 7 H: 0 LOB: 0 BB: 0 P: 7	R: 0 E: 0 K: 0 S: 7 H: 0 LOB: 0 BB: 0 P: 10	R: 4 E: 0 K: 0 S: 24 H: 6 LOB: 2 BB: 1 P: 37	R: 0 E: 0 K: 1 S: 9 H: 2 LOB: 2 BB: 0 P: 15		1B: 10 2B: 6 3B: 0 HR: 0 SF: 0 SAC: 1 DP: 1 HBP: 1						

PITCHER	IP	WLS	BF	H	R	ER	SO	BB	IBB	HBP	BLK	WP	HR	S	P	ERA	WHIP
59 Carlos Carrasco, R (1, 1) ERA: 5.63	3.0	L	14	6	3	3	2	1	0	0	0	0	0	36	54	9.00	2.333
54 Chris Perez, R (4, 1) ERA: 1.8	1.0		5	1	0	0	1	0	0	1	0	0	0	11	15	0.00	1.000
31 David Huff, L (5, 1) ERA: 7.45	2.2		14	6	4	4	0	1	0	0	0	0	0	35	49	13.50	2.625
56 Frank Herrmann, R (7, 1) ERA: 1.69	0.1		1	0	0	0	0	0	0	0	0	0	0	3	5	0.00	0.000
50 Jensen Lewis, R (8, 1) ERA: 3.86	1.0		5	2	0	0	1	0	0	0	0	0	0	9	15	0.00	2.000

PITCHER	IP	WLS	BF	H	R	ER	SO	BB	IBB	HBP	BLK	WP	HR	S	P	ERA	WHIP

Cleveland Indians @ San Diego Padres

Peoria Stadium, Peoria, AZ

Sun Mar 13 2011, 4:07 PM - 6:44 PM EDT

Att. 5,820 - Sunny - 79 F

livebaseballscorecards.com

AB	35
R	7
H	15
RBI	6
BB	2
SO	4
LOB	20

WP: 0 PA: 39
PB: 0
SB: 2
CS: 0

Oakland Athletics @ Cleveland Indians

Goodyear Ballpark, Goodyear, AZ

Mon Mar 14 2011, 4:07 PM - 6:52 PM EDT

Att. 2,850 - Partly Cloudy - 80 F

TOP

livebaseballscorecards.com

Batter	1	2	3	4	5	6	7	8	9	AB	R	H	RBI	BB	SO	LOB
4 Coco Crisp, S (1, 8) OBP: 0.515, SLG: 0.903	G3		5 2B 3B 2-H 3-H	K			G3	FC		4	1	1	2	0	1	1
71 Michael Choice, R (7, 8) OBP: 0.476, SLG: 0.444										1	0	0	0	0	0	2
5 Kevin Kouzmanoff, R (1, 5) OBP: 0.533, SLG: 0.720	G4-3		2B 3-H		K		G5-3		F9	3	0	1	1	0	1	0
21 Andy LaRoche, R (5, 5) OBP: 0.432, SLG: 0.710 (6, 6)										2	0	0	0	0	0	0
16 Josh Willingham, R (1, 7) OBP: 0.303, SLG: 0.321	F9		F9		G4-3		K		K	4	0	0	0	0	1	1
23 Michael Taylor, R (7, 7) OBP: 0.229, SLG: 0.412										1	0	0	0	0	1	0
55 Hideki Matsui, L (1, 10) OBP: 0.303, SLG: 0.231		G3	P5		K			22 HR BB	22 BB BB	3	0	0	0	1	1	1
39 Jermaine Mitchell, L (8, PR) (8, 10)										0	1	0	0	0	0	0
19 Anthony Recker, R (9, PH) OBP: 0.333, SLG: 0.529										0	0	0	0	1	0	0
52 Grant Green, R (9, PR) OBP: 0.316, SLG: 0.235										0	0	0	0	0	0	0
22 Chris Carter, R (1, 3) OBP: 0.372, SLG: 0.444		G5-3		K		HR		1-H HR	1-2 BB	4	2	2	3	1	1	0
11 Landon Powell, S (1, 2) OBP: 0.250, SLG: 0.364		G3-1		K		F9		G3	F8	4	0	0	0	0	1	1
29 Josh Donaldson, R (8, 2) OBP: 0.333, SLG: 0.350										1	0	0	0	0	0	2
25 Matt Carson, R (1, 9) OBP: 0.278, SLG: 0.500			36 WP 59 1B 4 3B 1B		59 2B 2B	P3		F9		3	2	2	0	0	0	0
58 Jai Miller, R (6, 9) OBP: 0.469, SLG: 0.364										1	0	0	0	0	0	1
59 Jemile Weeks, S (1, 4) OBP: 0.480, SLG: 0.500			36 WP 4 3B 1-2 1B		36 2B 2-H 2B	36 S 1B		30 BB BB		3	2	3	1	1	0	0
36 Eric Sogard, L (1, 6) OBP: 0.278, SLG: 0.353			K 1-2 2-3		2B 2-H	F8 1-2		1-2 BB		3	0	1	1	0	1	3
30 Steve Tolleson, R (6, 5) OBP: 0.375, SLG: 0.208										0	0	0	0	1	0	0

	AB	37
	R	8
	H	10
	RBI	8
	BB	5
	SO	8
	LOB	12

Inning Stats	1	2	3	4	5	6	7	8	9
	R: 0 H: 0 E: 0 LOB: 0 K: 0 BB: 0 S: 3 P: 3	R: 0 H: 0 E: 0 LOB: 0 K: 0 BB: 0 S: 3 P: 3	R: 3 H: 4 E: 0 LOB: 1 K: 1 BB: 0 S: 9 P: 10	R: 2 H: 3 E: 0 LOB: 1 K: 3 BB: 0 S: 12 P: 12	R: 0 H: 0 E: 0 LOB: 0 K: 2 BB: 0 S: 7 P: 7	R: 1 H: 2 E: 0 LOB: 1 K: 0 BB: 0 S: 5 P: 6	R: 0 H: 0 E: 0 LOB: 0 K: 1 BB: 0 S: 5 P: 5	R: 2 H: 1 E: 0 LOB: 2 K: 0 BB: 3 S: 7 P: 21	R: 0 H: 0 E: 0 LOB: 2 K: 1 BB: 2 S: 5 P: 13

1B: 3	SF: 0
2B: 4	SAC: 0
3B: 1	DP: 0
HR: 2	HBP: 0

WP: 1	PA: 42
PB: 0	
SB: 1	
CS: 0	

PITCHER		IP	WLS	BF	H	R	ER	SO	BB	IBB	HBP	BLK	WP	HR	S	P	ERA	WHIP
63 Justin Masterson, R ERA: 6.0	(1, 1)	4.0		19	7	5	5	4	0	0	0	0	1	0	27	28	11.25	1.750
37 Chad Durbin, R ERA: 4.5	(5, 1)	1.0	H	3	0	0	0	2	0	0	0	0	0	0	7	7	0.00	0.000
58 Jeanmar Gómez, R ERA: 6.3	(6, 1)	2.2	B	13	3	3	3	1	2	0	0	0	0	2	14	25	10.12	1.875
45 Doug Mathis, R ERA: 4.26	(8, 1)	0.1	W	2	0	0	0	1	1	0	0	0	0	0	3	7	0.00	3.000
49 Tony Sipp, L ERA: 1.5	(9, 1)	1.0	S	5	0	0	0	1	2	0	0	0	0	0	5	13	0.00	2.000

PITCHER		IP	WLS	BF	H	R	ER	SO	BB	IBB	HBP	BLK	WP	HR	S	P	ERA	WHIP

BOTTOM

Oakland Athletics @ Cleveland Indians

Goodyear Ballpark, Goodyear, AZ

Mon Mar 14 2011, 4:07 PM - 6:52 PM EDT

Att. 2,850 - Partly Cloudy - 80 F

livebaseballscorecards.com

Batter	1	2	3	4	5	6	7	8	9	AB	R	H	RBI	BB	SO	LOB
20 Orlando Cabrera, R (1, 4) OBP: 0.429, SLG: 0.600 8 Adam Everett, R (7, 5) OBP: 0.464, SLG: 0.375 (9, 6)	0-0 13 G4-6-3 1B	0-0 F7 ③		0-0 13 1B 17 G3 1B		0-0 G6-3 ②		0-0 1 1B 30 SF9 1B		4 1	1 1	2 1	0 0	0 0	0 0	2 0
13 Asdrúbal Cabrera, S (1, 6) OBP: 0.467, SLG: 0.577 1 Luis Valbuena, L (8, 6) OBP: 0.333, SLG: 0.560 (9, 4)	0-0 ①② G4-6-3 1-2f		0-0 G1-3 ①	0-0 17 G3 1-3 1B		0-3 K ③		0-0 35 CS 1-3 1B		4 1	0 0	1 1	0 0	0 0	1 0	1 0
17 Shin-Soo Choo, L (1, 9) OBP: 0.259, SLG: 0.280 30 Chad Huffman, R (8, 9) OBP: 0.565, SLG: 0.833	0-0 G3 ③		1-0 26 E 48 2B HBP	0-0 G3 ② 1-2 3-H			0-0 F7 ①	0-0 SF9 ① 3-H		3 0	1 0	0 0	1 1	0 0	0 0	1 0
26 Austin Kearns, R (1, 7) OBP: 0.444, SLG: 0.455 35 Jordan Brown, L (7, 3) OBP: 0.353, SLG: 0.467		1-0 47 BB 48 1B 9 2B HBP	0-0 E4 48 2B 47 2B 1-3	0-0 F7 ③			0-0 FC8 48 2B	1-0 G1-3 ②③ 1-2		2 2	2 1	0 0	0 0	0 0	0 0	2 1
48 Travis Hafner, L (1, 10) OBP: 0.364, SLG: 0.438 73 Cord Phelps, S (7, PR) OBP: 0.375, SLG: 0.250 (8, 10)		0-0 47 BB 9 2B 1-2 1B	0-0 47 2B 1-3 3-H 2B		0-0 G3 ①		0-0 65 F9 47 1B 2-H 2B			4 0	2 1	3 0	2 0	0 0	0 0	0 0
28 Travis Buck, L (1, 8) OBP: 0.405, SLG: 0.514 65 Ezequiel Carrera, L (7, 8) OBP: 0.462, SLG: 0.400	S S S 0-3 K ①	S S S 0-3 K ②			0-0 1B		0-0 F9 ② 2-3			3 1	0 0	1 0	0 0	0 0	2 0	4 1
47 Shelley Duncan, R (1, 3) OBP: 0.333, SLG: 0.435 (7, 7)	B B B 4-0 9 2B 1-2 2-3 BB	0-0 2-H 3-H 2B		0-0 L4 ②			0-0 9 1B 3-H 1B			3 0	0 0	2 0	3 0	1 0	0 0	1 0
9 Jack Hannahan, L (1, 5) OBP: 0.469, SLG: 0.481 (7, 4) (9, 5)	0-0 1-3 2-H 3-H 2B	0-0 G1-4-3 ③		0-0 G3-1 ③			0-0 1-3 1B			4 0	0 0	2 0	2 0	0 0	0 0	2 0
6 Lou Marson, R (1, 2) OBP: 0.222, SLG: 0.188 22 Luke Carlin, S (6, 2) OBP: 0.273, SLG: 0.111	S S C 0-3 K ②			0-0 F7 ①		C C C 0-3 K ①	0-0 G4-3 ③			2 2	0 0	0 0	0 0	0 0	1 1	2 3
Inning Stats	R: 0 E: 0 K: 0 S: 3 H: 1 LOB: 0 BB: 0 P: 3	R: 2 E: 0 K: 2 S: 9 H: 2 LOB: 2 BB: 1 P: 14	R: 3 E: 1 K: 1 S: 8 H: 2 LOB: 1 BB: 0 P: 9	R: 1 E: 0 K: 0 S: 5 H: 2 LOB: 1 BB: 0 P: 5	R: 0 E: 0 K: 0 S: 4 H: 1 LOB: 1 BB: 0 P: 4	R: 0 E: 0 K: 2 S: 7 H: 0 LOB: 0 BB: 0 P: 7	R: 2 E: 1 K: 0 S: 7 H: 3 LOB: 3 BB: 0 P: 7	R: 1 E: 0 K: 0 S: 4 H: 2 LOB: 0 BB: 0 P: 5		1B: 9 2B: 4 3B: 0 HR: 0	SF: 1 SAC: 0 DP: 1 HBP: 2			WP: 0 PB: 0 SB: 0 CS: 1	PA: 40	

	AB	36
	R	9
	H	13
	RBI	9
	BB	1
	SO	5
	LOB	20

PITCHER		IP	WLS	BF	H	R	ER	SO	BB	IBB	HBP	BLK	WP	HR	S	P	ERA	WHIP
51 Dallas Braden, L ERA: 10.13	(1, 1)	4.0		22	7	6	4	3	1	0	2	0	0	0	25	31	9.00	2.000
13 Jerry Blevins, L ERA: 10.29	(5, 1)	2.0		7	1	0	0	2	0	0	0	0	0	0	11	11	0.00	0.500
40 Andrew Bailey, R ERA:	(7, 1)	0.1		3	1	2	0	0	0	0	0	0	0	0	3	3	0.00	3.000
31 Brad Ziegler, R ERA:	(7, 1)	0.2		4	2	0	0	0	0	0	0	0	0	0	4	4	0.00	3.000
Neil Wagner, R ERA: 4.5	(8, 1)	1.0	L	4	2	1	1	0	0	0	0	0	0	0	4	5	9.00	2.000

PITCHER		IP	WLS	BF	H	R	ER	SO	BB	IBB	HBP	BLK	WP	HR	S	P	ERA	WHIP

Milwaukee Brewers @ Cleveland Indians

Goodyear Ballpark, Goodyear, AZ

Tue Mar 15 2011, 4:09 PM - 7:04 PM EDT

Att. 3,801 - Partly Cloudy - 86 F

livebaseballscorecards.com

TOP

Batter	1	2	3	4	5	6	7	8	9	AB	R	H	RBI	BB	SO	LOB
23 Rickie Weeks Jr., R (1, 4) OBP: 0.484, SLG: 0.500 63 Eric Farris, R (6, 4) OBP: 0.483, SLG: 0.654	0-0: 30 SF7 3B	0-3: K			G6-3		3-0: 2-H 3-H HR		0-3: K	3 2	1 1	1 1	0 3	0 0	1 1	2 0
30 Craig Counsell, L (1, 6) OBP: 0.200, SLG: 0.242 68 Edwin Maysonet, R (7, PH) OBP: 0.419, SLG: 0.280 (7, 6)	0-0: SF7 3-H		0-0: 25 CS 1B			0-0: 14 S 2B	4-0: 74 1B 11 HR BB		0-3: K	2 1	0 1	2 1	1 0	0 0	0 1	0 0
25 Mark Kotsay, L (1, 9) OBP: 0.406, SLG: 0.414 74 Erick Almonte, R (7, PH) OBP: 0.465, SLG: 0.756 (7, 7)	0-0: 14 S 1B		1-0: F8 1-2			0-0: F9	0-0: 11 HR 1-3 1B			3 1	0 1	1 1	0 0	0 0	0 0	2 0
28 Prince Fielder, L (1, 3) OBP: 0.464, SLG: 0.609 11 Mike Rivera, R (7, PH) OBP: 0.353, SLG: 0.667 (7, 3)	0-0: F8		0-0: 1B			0-3: K	1-2: 1-H 3-H HR			3 1	0 1	1 1	0 3	0 0	1 0	2 0
14 Casey McGehee, R (1, 5) OBP: 0.273, SLG: 0.656 75 Zelous Wheeler, R (6, 5) OBP: 0.552, SLG: 0.500	1-0: G4-3 1-2			0-0: P2		0-3: K 2-3	0-0: L9			3 1	0 0	0 0	0 0	0 0	1 0	2 1
62 Jeremy Reed, L (1, 8) OBP: 0.370, SLG: 0.500		0-0: F7		0-0: G3			0-0: G4-3	0-0: 97 G6-4-3 1B		4	0	1	0	0	0	0
24 Mat Gamel, L (1, 10) OBP: 0.667, SLG: 0.500 97 Sean Halton, R (7, PR) OBP: 0.667, SLG: 0.600 (7, 10)		0-0: 9 1B 1B		0-3: K			4-0: 9 2B 63 HR BB	0-0: G6-4-3 1-2f		2 1	0 1	1 1	0 0	1 0	1 0	0 1
9 Luis Alfonso Cruz, R (1, 7) OBP: 0.324, SLG: 0.485 (7, 9) 90 Erik Komatsu, L (8, PH) OBP: 0.571, SLG: 0.667 (8, 9)	0-0: 1-2 1B				0-0: F7		0-0: 63 HR 1-3 2B	0-0: F7		3 1	1 0	2 0	0 0	0 0	0 0	0 0
33 Wil Nieves, R (1, 2) OBP: 0.360, SLG: 0.348 60 Martin Maldonado, R (8, 2) OBP: 0.182, SLG: 0.200	0-0: F7				0-3: K		0-0: F9		0-0: L4	3 1	0 0	0 0	0 0	0 0	1 0	5 0
Inning Stats	R: 1 E: 0 K: 0 S: 5 H: 2 LOB: 1 BB: 0 P: 6	R: 0 E: 0 K: 1 S: 7 H: 2 LOB: 2 BB: 0 P: 7	R: 0 E: 0 K: 0 S: 3 H: 2 LOB: 1 BB: 0 P: 4	R: 0 E: 0 K: 1 S: 5 H: 0 LOB: 0 BB: 0 P: 5	R: 0 E: 0 K: 1 S: 5 H: 0 LOB: 0 BB: 0 P: 5	R: 0 E: 0 K: 2 S: 8 H: 1 LOB: 1 BB: 0 P: 8	R: 6 E: 0 K: 0 S: 9 H: 4 LOB: 1 BB: 2 P: 21	R: 0 E: 0 K: 0 S: 3 H: 1 LOB: 0 BB: 0 P: 3	R: 0 E: 0 K: 2 S: 7 H: 0 LOB: 0 BB: 0 P: 7	1B: 7 2B: 2 3B: 1 HR: 2	SF: 1 SAC: 0 DP: 1 HBP: 0					PA: 38	

	AB	35
	R	7
	H	12
	RBI	7
	BB	2
	SO	7
	LOB	15

WP: 0 PB: 0 SB: 2 CS: 1

PITCHER		IP	WLS	BF	H	R	ER	SO	BB	IBB	HBP	BLK	WP	HR	S	P	ERA	WHIP
51 Mitch Talbot, R ERA: 10.8	(1, 1)	5.0		19	6	1	1	3	0	0	0	0	0	0	25	27	1.80	1.200
54 Chris Perez, R ERA: 1.5	(6, 1)	1.0	H	4	1	0	0	2	0	0	0	0	0	0	8	8	0.00	1.000
27 Anthony Reyes, R ERA: 27.0	(7, 1)	0.2		4	1	3	3	0	1	0	0	0	0	0	3	7	40.50	3.000
50 Jensen Lewis, R ERA: 10.8	(7, 1)	0.1	W	5	3	3	3	0	1	0	0	0	0	2	6	14	81.00	12.000
39 Justin Germano, R ERA:	(8, 1)	1.0	H	3	1	0	0	0	0	0	0	0	0	0	3	3	0.00	1.000

PITCHER		IP	WLS	BF	H	R	ER	SO	BB	IBB	HBP	BLK	WP	HR	S	P	ERA	WHIP
52 Vinnie Pestano, R ERA: 1.93	(9, 1)	1.0	S	3	0	0	0	2	0	0	0	0	0	0	7	7	0.00	0.000

BOTTOM

Milwaukee Brewers @ Cleveland Indians

Goodyear Ballpark, Goodyear, AZ

Tue Mar 15 2011, 4:09 PM - 7:04 PM EDT

Att. 3,801 - Partly Cloudy - 86 F

livebaseballscorecards.com

Batter	1	2	3	4	5	6	7	8	9	AB	R	H	RBI	BB	SO	LOB
23 Michael Brantley, L (1, 8) OBP: 0.300, SLG: 0.310	L3		13 FC4-6 1B		B1-3		17 1B 8 S 1B	SH1-3 8 2B		5	1	3	0	0	0	0
13 Asdrúbal Cabrera, S (1, 6) OBP: 0.455, SLG: 0.552 8 Adam Everett, R (7, PH) OBP: 0.483, SLG: 0.375 (8, 6)	41 HR 1B		FC4-6 1-2f		K		17 1B 2 1B 1-2 BB	SH1-3 2-3		3 0	1 1	1 0	0 0	0 1	1 0	1 0
17 Shin-Soo Choo, L (1, 10) OBP: 0.281, SLG: 0.276	F9		K		F7		2 1B 2 S 9 1B 1-3 2-H 1B	HBP		4	1	1	1	0	1	2
41 Carlos Santana, S (1, 2) OBP: 0.318, SLG: 0.524 2 Paul Phillips, R (7, 2) OBP: 0.409, SLG: 0.636	1-H HR			30 HR 1B		20 WP 7 HR 2B	9 1B 30 BB 1-3 3-H 1B	L6		3 2	3 0	3 1	2 1	0 0	0 0	0 2
30 Chad Huffman, R (1, 9) OBP: 0.536, SLG: 0.864	G6-3			1-H HR	K	K	9 1B 1-2 BB	K		4	1	1	2	1	2	3
20 Orlando Cabrera, R (1, 4) OBP: 0.375, SLG: 0.522 73 Cord Phelps, S (7, PH) OBP: 0.353, SLG: 0.231 (8, 4)		F8		P6	2-3	K	K			3 1	0 0	0 0	0 0	0 0	1 1	1 3
7 Matt LaPorta, R (1, 3) OBP: 0.200, SLG: 0.395		G4-3		F8	3-H HR	K				4	1	1	2	0	1	3
1 Luis Valbuena, L (1, 5) OBP: 0.364, SLG: 0.571 9 Jack Hannahan, L (7, PH) OBP: 0.485, SLG: 0.500 (8, 5)		F7		1B	1B	1-2 2-3 3-H 1B				3 1	0 0	2 1	0 1	0 0	0 0	0 0
65 Ezequiel Carrera, L (1, 7) OBP: 0.419, SLG: 0.353			B5-3	G4-3	G6-3	G1-6-3				4	0	0	0	0	0	5
Inning Stats	R: 2 E: 0 K: 0 S: 7 H: 2 LOB: 0 BB: 0 P: 8	R: 0 E: 0 K: 0 S: 3 H: 0 LOB: 0 BB: 0 P: 3	R: 0 E: 0 K: 1 S: 6 H: 1 LOB: 1 BB: 0 P: 6	R: 2 E: 0 K: 0 S: 8 H: 3 LOB: 1 BB: 0 P: 11	R: 0 E: 0 K: 1 S: 5 H: 0 LOB: 0 BB: 0 P: 5	R: 2 E: 0 K: 2 S: 10 H: 3 LOB: 1 BB: 0 P: 12	R: 3 E: 0 K: 2 S: 12 H: 4 LOB: 3 BB: 2 P: 20	R: 0 E: 0 K: 1 S: 6 H: 1 LOB: 2 BB: 0 P: 7		1B: 9 2B: 2 3B: 0 HR: 3	SF: 0 SAC: 1 DP: 0 HBP: 1			WP: 1 PB: 0 SB: 2 CS: 0	PA: 41	

	AB	37
	R	9
	H	14
	RBI	9
	BB	2
	SO	7
	LOB	20

PITCHER		IP	WLS	BF	H	R	ER	SO	BB	IBB	HBP	BLK	WP	HR	S	P	ERA	WHIP
38 Chris Narveson, L ERA: 3.65	(1, 1)	4.2		20	6	4	4	2	0	0	0	0	0	2	28	32	7.71	1.286
50 Kameron Loe, R ERA: 2.45	(5, 1)	1.1		7	3	2	2	2	0	0	0	0	1	1	11	13	13.50	2.250
59 John Axford, R ERA: 13.5	(7, 1)	0.0	L	5	3	3	3	0	2	0	0	0	0	0	4	12	∞	∞
61 Brandon Kintzler, R ERA: 1.04	(7, 1)	1.0		4	1	0	0	2	0	0	0	0	0	0	8	8	0.00	1.000
48 Tim Dillard, R ERA: 10.29	(8, 1)	1.0		5	1	0	0	1	0	0	1	0	0	0	6	7	0.00	1.000

PITCHER	IP	WLS	BF	H	R	ER	SO	BB	IBB	HBP	BLK	WP	HR	S	P	ERA	WHIP

Cleveland Indians @ Cincinnati Reds

Goodyear Ballpark, Goodyear, AZ

Thu Mar 17 2011, 4:05 PM - 6:42 PM EDT

Att. 5,181 - Sunny - 86 F

TOP

livebaseballscorecards.com

Batter	1	2	3	4	5	6	7	8	9	AB	R	H	RBI	BB	SO	LOB
23 Michael Brantley, L (1, 8) OBP: 0.294, SLG: 0.303 65 Ezequiel Carrera, L (8, 8) OBP: 0.409, SLG: 0.343	G1-3		G4-3		G6-3			8 1B	K	4 1	0 0	1 0	0 0	0 0	0 1	1 2
8 Adam Everett, R (1, 6) (7, 5) OBP: 0.455, SLG: 0.357	K			F7		F7		35 G6-3		4	0	1	0	0	1	0
17 Shin-Soo Choo, L (1, 9) OBP: 0.314, SLG: 0.290 30 Chad Huffman, R (7, 9) OBP: 0.517, SLG: 0.826	G3-1			41 CS		48 S		P3		2 1	0 0	1 0	0 0	1 0	0 0	0 2
41 Carlos Santana, S (1, 3) OBP: 0.320, SLG: 0.500 35 Jordan Brown, L (7, 3) OBP: 0.333, SLG: 0.438		G6-3		48 BB		P5		G6-3		3 1	0 0	1 0	0 0	0 0	0 0	1 2
48 Travis Hafner, L (1, 10) OBP: 0.405, SLG: 0.441		1B		BB		BB			G4-3	2	0	1	0	2	0	0
26 Austin Kearns, R (1, 7) OBP: 0.400, SLG: 0.400 47 Shelley Duncan, R (7, 7) OBP: 0.360, SLG: 0.458	F7		K		K				9 BB 6 1B	3 1	0 1	0 1	0 0	0 0	2 0	5 0
9 Jack Hannahan, L (1, 5) OBP: 0.486, SLG: 0.516 (7, 6)	F8			22 G4-3		K	K		BB 6 1B	3	0	1	0	1	1	1
22 Luke Carlin, S (1, 2) OBP: 0.214, SLG: 0.083 6 Lou Marson, R (7, 2) OBP: 0.263, SLG: 0.235		G3-1	G4-3			L7				3 1	0 0	0 1	0 1	0 0	0 0	1 0
1 Luis Valbuena, L (1, 4) OBP: 0.343, SLG: 0.533 73 Cord Phelps, S (7, PH) (7, 4) OBP: 0.316, SLG: 0.200		F7			G3		K		K	2 2	0 0	0 0	0 0	0 0	0 2	1 2
Inning Stats	R: 0 E: 0 K: 1 S: 5 H: 0 LOB: 0 BB: 0 P: 5	R: 0 E: 0 K: 0 S: 6 H: 1 LOB: 1 BB: 0 P: 6	R: 0 E: 0 K: 0 S: 3 H: 0 LOB: 0 BB: 0 P: 3	R: 0 E: 0 K: 1 S: 7 H: 2 LOB: 2 BB: 1 P: 11	R: 0 E: 0 K: 0 S: 4 H: 1 LOB: 1 BB: 0 P: 4	R: 0 E: 0 K: 1 S: 5 H: 0 LOB: 2 BB: 2 P: 13	R: 0 E: 0 K: 2 S: 7 H: 0 LOB: 0 BB: 0 P: 7	R: 0 E: 0 K: 0 S: 4 H: 2 LOB: 1 BB: 0 P: 4	R: 1 E: 0 K: 2 S: 9 H: 2 LOB: 2 BB: 1 P: 13	1B: 7 2B: 1 3B: 0 HR: 0 SF: 0 SAC: 0 DP: 1 HBP: 0						WP: 0 PB: 0 SB: 1 CS: 1 PA: 37	

PITCHER	IP	WLS	BF	H	R	ER	SO	BB	IBB	HBP	BLK	WP	HR	S	P	ERA	WHIP
44 Mike Leake, R (1, 1) ERA: 6.23	4.0	W	15	3	0	0	2	1	0	0	0	0	0	21	25	0.00	1.000
50 Dontrelle Willis, L (5, 1) ERA: 2.84	1.0	H	4	1	0	0	0	0	0	0	0	0	0	4	4	0.00	1.000
40 Nick Masset, R (6, 1) ERA: 5.06	1.0	H	5	0	0	0	1	2	0	0	0	0	0	5	13	0.00	2.000
45 Bill Bray, L (7, 1) ERA: 10.57	1.0	H	3	0	0	0	2	0	0	0	0	0	0	7	7	0.00	0.000
62 Jordan Smith, R ERA: 5.4	1.0		4	2	0	0	0	0	0	0	0	0	0	4	4	0.00	2.000

PITCHER	IP	WLS	BF	H	R	ER	SO	BB	IBB	HBP	BLK	WP	HR	S	P	ERA	WHIP
54 Aroldis Chapman, L (9, 1) ERA: 2.25	1.0		6	2	1	1	2	1	0	0	0	0	0	9	13	9.00	3.000

AB	33
R	1
H	8
RBI	1
BB	4
SO	7
LOB	18

BOTTOM

Cleveland Indians @ Cincinnati Reds

Goodyear Ballpark, Goodyear, AZ

Thu Mar 17 2011, 4:05 PM - 6:42 PM EDT

Att. 5,181 - Sunny - 86 F

livebaseballscorecards.com

Batter	1	2	3	4	5	6	7	8	9	AB	R	H	RBI	BB	SO	LOB
71 Kristopher Negrón, R (1, 5) OBP: 0.500, SLG: 0.600 25 Juan Francisco, L (7, 5) OBP: 0.188, SLG: 0.333	S S S 0-3 ① K		H 1-0 HBP		X 0-0 60 1B 60 S 28 CS 1B 3-H		X 0-0 ① FC5-2 77 3B 2-3 3-H			2 0 1 1 0 1 0 1 1 0 0 0 0 2						
60 Zack Cozart, R (1, 6) OBP: 0.464, SLG: 0.654 81 Miguel Rojas, R (7, PH) OBP: 0.286, SLG: 0.200 (8, 6)	X 0-0 28 G5-4-3 1B		S S S 0-3 ③ K		C X 0-1 28 CS 1B 1-3		X 0-0 ② SF9 3-H			3 0 2 0 0 1 1 0 0 0 1 0 0 0						
28 Chris Heisey, R (1, 8) OBP: 0.364, SLG: 0.533 77 Dave Sappelt, R (7, 8) OBP: 0.536, SLG: 0.923	X 0-0 ② ③ G5-4-3 1-2f			X 0-0 ① G4-3	P C S S 1-3 ② ③ K 1-2 3-H		X 0-0 3B 1-H			3 0 0 0 0 1 3 1 0 1 1 0 0 0						
70 Todd Frazier, R (1, 9) OBP: 0.222, SLG: 0.346 15 Fred Lewis, L (6, 9) OBP: 0.241, SLG: 0.259		C S S 0-3 ① K		B C X 1-1 HR		X 0-0 26 G4-3 2B	C S S 0-3 ③ K2-3			2 1 1 1 0 1 0 2 0 1 0 0 1 1						
26 Jeremy Hermida, L (1, 7) OBP: 0.517, SLG: 0.619 88 Felix Perez, L (8, 7) OBP: 0.556, SLG: 0.625		B B B B 4-0 43 FC5-4 BB		B B B B 4-0 43 FC6-4 BB		X 0-0 ① G4-3 2-3		X 0-0 23 G4-3 87 1B 2B		1 0 0 0 2 0 1 1 1 1 0 0 0 0						
43 Miguel Cairo, R (1, 3) OBP: 0.357, SLG: 0.250 23 Yonder Alonso, L (6, PH) OBP: 0.370, SLG: 0.520 (7, 3)	X 0-0 ② FC5-4 1-2f			X 0-0 ② FC6-4 3 S 1-2f		X 0-0 ② G6-3		X 0-0 ① G4-3 2-3		2 0 0 0 0 0 2 2 0 0 0 0 0 2						
3 Chris Valaika, R (1, 4) OBP: 0.400, SLG: 0.500 87 Brodie Greene, R (8, 4) OBP: 1.000, SLG: 1.000	X 0-0 ③ G6-3			B X 1-0 ③ G6-3 1-2		X 0-0 ③ G6-3		X 0-0 65 G6-3 65 WP 1B 3-H		3 0 0 0 0 0 3 1 0 1 1 0 0 0						
37 Corky Miller, R (1, 2) OBP: 0.308, SLG: 0.364 65 Devin Mesoraco, R (6, 2) OBP: 0.435, SLG: 0.545			X 0-0 ① L4		X 0-0 ① F7		X 0-0 86 2B 25 FC5-2 1B	B X 1-0 ② G6-3 1-3		2 0 0 0 0 0 0 2 0 1 0 0 0 1						
44 Mike Leake, R (1, 1) 50 Dontrelle Willis, L (5, 1) OBP: 1.000, SLG: 3.000 40 Nick Masset, R (6, 1) 45 Bill Bray, L (7, 1) 86 Neftali Soto, R (7, PH) OBP: 0.333, SLG: 0.444 62 Jordan Smith, R (8, 1) 83 Chase Weems, L (8, PH) 54 Aroldis Chapman, L (9, 1)			S S S 0-3 ② K		X 0-0 71 1B 3B		X 0-0 25 FC5-2 81 SF9 2B 1-3	X 0-0 ③ G5-3		1 0 0 0 0 1 0 1 1 1 0 0 0 0 0 0 0 0 0 0 0 0 0 0 0 0 0 0 1 1 1 0 0 0 0 0 0 0 0 0 0 0 1 0 0 0 0 0 1 0 0 0 0 0 0 0						
Inning Stats	R: 0 E: 0 K: 1 S: 5 H: 1 LOB: 0 BB: 0 P: 5	R: 0 E: 0 K: 1 S: 5 H: 0 LOB: 1 BB: 1 P: 9	R: 0 E: 0 K: 2 S: 7 H: 0 LOB: 1 BB: 0 P: 8	R: 1 E: 0 K: 0 S: 5 H: 1 LOB: 1 BB: 1 P: 11	R: 1 E: 0 K: 1 S: 9 H: 3 LOB: 1 BB: 0 P: 9	R: 0 E: 0 K: 0 S: 4 H: 1 LOB: 1 BB: 0 P: 4	R: 2 E: 0 K: 1 S: 8 H: 3 LOB: 1 BB: 0 P: 8	R: 1 E: 0 K: 0 S: 5 H: 2 LOB: 1 BB: 0 P: 6		1B: 5 2B: 3 3B: 2 HR: 1	SF: 1 SAC: 0 DP: 1 HBP: 1					

	AB	32
	R	5
	H	11
	RBI	5
	BB	2
	SO	6
	LOB	17

WP: 1 PB: 0 SB: 2 CS: 2 PA: 36

PITCHER		IP	WLS	BF	H	R	ER	SO	BB	IBB	HBP	BLK	WP	HR	S	P	ERA	WHIP
55 Roberto Hernandez, R ERA: 4.5	(1, 1)	6.0	L	25	6	2	2	5	2	0	1	0	0	1	35	46	3.00	1.333
33 Joe Martinez, R ERA: 10.8	(7, 1)	1.0		6	3	2	2	1	0	0	0	0	0	0	8	8	18.00	3.000
56 Frank Herrmann, R ERA: 2.84	(8, 1)	1.0		5	2	1	1	0	0	0	0	0	1	0	5	6	9.00	2.000

PITCHER	IP	WLS	BF	H	R	ER	SO	BB	IBB	HBP	BLK	WP	HR	S	P	ERA	WHIP

Cleveland Indians @ Kansas City Royals

Surprise Stadium, Surprise, AZ

Fri Mar 18 2011, 4:08 PM - 6:51 PM EDT

Att. 4,584 - Partly Cloudy - 80 F

TOP

livebaseballscorecards.com

Batter	1	2	3	4	5	6	7	8	9	AB	R	H	RBI	BB	SO	LOB
65 Ezequiel Carrera, L (1, 8) OBP: 0.417, SLG: 0.385 84 Donnie Webb, S (9, PH)	C SI 91 C SI 92 F CU 80 B FF 92 C CU 76 1-3 K		C SI 90 F SI 91 X CH 80 0-2 F7		B FF 92 S FF 91 C CH 82 X FF 92 1-2 76 CS 1B		C FF 92 C CU 74 F CU 74 B FC 94 F FF 93 X CH 84 1-2 41 2B 2B		C SL 84 C FF 94 S CH 83 0-3 K	4 1	1 0	2 0	0 0	0 0	1 1	1 0
76 Lonnie Chisenhall, L (1, 5) OBP: 0.567, SLG: 0.885	B FF 92 X FF 92 1-0 41 G5-3 1B		D SI 92 D SI 92 F FF 92 S CH 82 B CU 78 X FF 93 3-2 28 1B 47 WP 1-H 1B		S CH 84 B CH 83 B SI 92 X FF 92 2-1 F8 1-2		D CU 74 C CU 73 B FF 93 F FC 93 F CU 74 F CH 84 B FC 94 B CH 84 4-2 41 2B BB			3	2	2	1	1	0	1
41 Carlos Santana, S (1, 10) OBP: 0.310, SLG: 0.500	C SI 91 X CH 83 0-1 G5-3 1-2		B SI 92 F SI 90 X CH 82 1-1 F8			B SI 96 B B SI 94 C SI 93 X SI 94 3-1 G4-3 C CU 73 C FC 93 B FF 94 F CU 74 X FF 92 1-2 1-H 2-H 2B			4	0	1	2	0	0	2
28 Travis Buck, L (1, 9) OBP: 0.415, SLG: 0.538 87 Jerad Head, R (7, 9) OBP: 0.176, SLG: 0.143	S CH 82 B SI 92 X CH 84 1-1 G6-3		B FF 90 B CH 81 C FF 92 B CH 82 X SI 92 3-1 47 WP 1-3 1B			X SI 96 0-0 47 WP 47 1B 2B	C FC 92 F CU 74 D CU 75 B CH 82 X FF 92 2-2 F8			4 0	1 0	2 0	0 0	0 0	0 0	2 0
47 Shelley Duncan, R (1, 7) OBP: 0.357, SLG: 0.444 90 Bo Greenwell, L (7, 7)		B SI 92 B SI 91 B SI 93 C SI 92 C SI 92 F CU 75 S FF 93 3-3 K	D CU 77 B CU 78 X FF 93 2-0 F9 1-2 3-H			C SL 86 B SL 89 X SI 96 1-1 2-H 1B		X FF 90 0-0 F8		3 1	0 0	1 0	1 0	0 0	1 0	1 0
12 Jayson Nix, R (1, 4) OBP: 0.240, SLG: 0.318 73 Cord Phelps, S (6, 4) OBP: 0.350, SLG: 0.250		C CU 76 C CU 77 X FF 93 0-2 35 1B 1B		B CU 73 B SI 89 F SI 91 F FC 89 F CU 75 B FF 89 F CH 82 S SI 93 3-3 K		S CH 89 S SL 87 S SL 88 0-3 K		C FF 92 B SI 82 B SI 81 B FF 91 X FF 90 3-1 35 G3-6 1B		3 1	0 0	1 1	0 0	0 0	2 0	1 0
35 Jordan Brown, L (1, 3) OBP: 0.318, SLG: 0.400		S SI 91 B SI 92 X SI 91 1-1 22 G4-6-3 1-2 1B		C FF 93 C FF 94 X SI 93 0-2 G3-1		B SI 96 F FF 96 C SL 86 B CH 84 F CH 84 D SI 97 X SL 88 3-2 F7		D CU 75 X FF 91 1-0 G3-6 1-2f		4	0	1	0	0	0	2
22 Luke Carlin, S (1, 2) OBP: 0.176, SLG: 0.067 70 Juan Apodaca, R (8, 2) OBP: 0.375, SLG: 0.571		B SI 92 X SI 91 1-0 G4-6-3 1-2f		S CH 83 C SI 93 B CU 79 F CU 78 B FF 94 X CH 82 2-2 F7			C FF 92 S CH 83 F CU 75 B CU 75 C FF 93 1-3 K		C FF 92 C CU 82 S SL 84 0-3 K	3 1	0 0	0 0	0 0	0 0	1 1	2 0
8 Adam Everett, R (1, 6) OBP: 0.444, SLG: 0.333 86 Juan Diaz, L (7, 6) OBP: 0.111, SLG: 0.111			B SI 90 B SI 90 B FF 92 B FF 91 4-0 76 S 76 1B BB		B SI 90 B SI 90 S FF 90 C SI 90 S CU 75 2-3 K		B FC 94 B FF 93 F FF 92 S CH 83 B CH 83 S CH 82 3-3 K		B FF 90 C FF 92 B FF 93 B FF 92 X FF 92 3-1 G4-3	2 1	1 0	0 0	0 0	1 0	2 0	0 0

Inning Stats	1	2	3	4	5	6	7	8	9
	R: 0 E: 0 K: 1 S: 9 H: 1 LOB: 1 BB: 0 P: 12	R: 0 E: 0 K: 1 S: 10 H: 2 LOB: 1 BB: 0 P: 15	R: 2 E: 0 K: 0 S: 11 H: 2 LOB: 1 BB: 1 P: 24	R: 0 E: 0 K: 1 S: 12 H: 0 LOB: 0 BB: 0 P: 17	R: 0 E: 0 K: 1 S: 8 H: 1 LOB: 0 BB: 0 P: 13	R: 1 E: 0 K: 1 S: 12 H: 2 LOB: 1 BB: 0 P: 19	R: 2 E: 0 K: 2 S: 23 H: 2 LOB: 1 BB: 1 P: 35	R: 0 E: 0 K: 0 S: 4 H: 1 LOB: 0 BB: 0 P: 8	R: 0 E: 0 K: 2 S: 8 H: 0 LOB: 0 BB: 0 P: 11

| | | |

Cleveland Indians @ Kansas City Royals

Surprise Stadium, Surprise, AZ

Fri Mar 18 2011, 4:08 PM - 6:51 PM EDT

Att. 4,584 - Partly Cloudy - 80 F

livebaseballscorecards.com

BOTTOM

Batter	1	2	3	4	5	6	7	8	9	AB	R	H	RBI	BB	SO	LOB
13 Mike Aviles, R (1, 5) OBP: 0.400, SLG: 0.590	F SI 90 F SI 90 X SL 85 0-2 ① G5-3		B SL 85 F SL 82 C SI 90 S CH 83 1-3 ② K		C FF 91 B CU 78 C FF 91 X FF 92 1-2 E5 6 CS	F FF 90 B FF 91 B FF 91 B CH 81 X FF 91 3-1 ② SF9 3-H		C FF 93 S FF 92 0-2 ③ CS 1-2		3	0	0	1	0	1	0
6 Lorenzo Cain, R (1, 9) OBP: 0.410, SLG: 0.375 12 Mitch Maier, L (6, PH) OBP: 0.606, SLG: 0.778 (7, 9)	C SI 92 C SI 90 X SI 91 0-2 ② G6-3		C SI 84 F SL 85 B SL 87 X SI 92 1-2 ③ G6-3		S CH 80 B CH 82 1 SAFE C FF 91 B CU 77 X CU 79 2-2 ①② G5-3 1-2	B CH 81 C FF 90 X FF 91 1-1 ③ F7				3 1	0 0	0 0	0 0	0 0	0 0	1 1
16 Billy Butler, R (1, 3) OBP: 0.423, SLG: 0.543	B SI 91 S SL 85 X SI 91 1-1 ③ G5-3			C SI 90 B CH 84 S CH 84 B SI 92 X SI 90 2-2 4 F8 21 G6-3 2B	C FF 91 B FF 91 S CH 81 F CH 82 X FF 92 1-2 1B		F CH 79 B FF 88 F FF 89 B CH 80 X CH 80 2-2 ① G6-3			4	1	2	0	0	0	0
53 Melky Cabrera, S (1, 8) OBP: 0.545, SLG: 0.789		B SI 88 C SI 89 F SI 87 B CH 85 B SI 90 X SI 91 3-2 4 2B 2B		B CH 84 B SL 84 B SI 90 B SI 91 4-0 4 F8 17 1B BB	B FF 90 C FF 90 C FF 90 D CU 80 F FF 91 F FF 92 B FF 91 F CH 82 S CH 82 3-3 ③ K		B FF 90 B CH 79 B FF 89 C FF 89 C FF 89 F CH 81 F SI 91 X FF 91 3-2 4 G4-3 1B			3	2	2	0	1	1	1
4 Alex Gordon, L (1, 7) OBP: 0.528, SLG: 0.700		X SI 90 0-0 21 F9 2-H 2B		B SL 84 X SL 84 1-0 ① F8 1-2 2-3		C FF 90 X CU 76 0-1 22 2B 1B	C SI 88 B FF 88 X CH 79 1-1 ② G4-3 1-2			4	1	2	1	0	0	3
21 Jeff Francoeur, R (1, 10) OBP: 0.190, SLG: 0.211		C SI 89 X SL 87 0-1 ① F9 2-3		C SI 90 X SI 90 0-1 ② G6-3 3-H		1 SAFE B FF 90 B CH 83 F CH 81 X FF 91 2-1 ① P3	B SL 84 F FF 88 B FF 88 B FF 87 X SL 83 3-1 ③ G1-3			4	0	0	1	0	0	4
28 Manny Piña, R (1, 2) OBP: 0.350, SLG: 0.412 22 Lucas May, R (6, 2) OBP: 0.391, SLG: 0.400		S SL 87 B SI 90 S SL 89 B SL 87 B SL 88 C SL 85 3-3 ② K		D SL 86 B SL 84 B SI 89 C SI 90 F SI 91 B SI 90 4-2 17 1B BB		X FF 91 0-0 17 S 1-H 17 1B 2B		B SI 94 C FF 92 C SI 93 B FF 93 F SI 94 X SL 79 2-2 ① P4		1 2	0 1	0 1	0 1	1 0	1 0	1 0
17 Chris Getz, L (1, 4) OBP: 0.366, SLG: 0.378 64 Lance Zawadzki, L (7, 4) OBP: 0.385, SLG: 0.625		B SI 91 F SL 86 B CH 85 C SI 92 F SI 93 X SL 86 2-2 ③ L4		X SI 90 0-0 1-2 2-H 1B		B FC 81 T FF 90 B FF 91 B FF 90 X FF 91 3-1 2 1B 13 SF9 2-H 1B		X FF 92 0-0 ② P6		3 1	1 0	2 0	2 0	0 0	0 0	1 0
2 Alcides Escobar, R (1, 6) OBP: 0.378, SLG: 0.529 72 Irving Falu, S (7, 6) OBP: 0.333, SLG: 0.300			C SI 89 B SL 86 F CH 81 B SI 92 F SI 90 S SL 87 2-3 ① K	S SI 89 B SL 84 F SI 89 X CH 82 1-2 ③ P4		C CH 81 S CH 81 F CH 80 F FF 92 X CU 77 0-2 1-3 1B		C FF 93 B SL 80 B SI 94 F FF 91 B SL 78 X FF 93 3-2 13 CS 1B		3 1	0 0	1 1	0 0	0 0	1 0	2 0
Inning Stats	R: 0 E: 0 K: 0 S: 8 H: 0 LOB: 0 BB: 0 P: 9	R: 1 E: 0 K: 1 S: 13 H: 2 LOB: 1 BB: 0 P: 21	R: 0 E: 0 K: 2 S: 10 H: 0 LOB: 0 BB: 0 P: 14	R: 2 E: 0 K: 0 S: 12 H: 2 LOB: 2 BB: 2 P: 24	R: 0 E: 1 K: 1 S: 16 H: 1 LOB: 1 BB: 0 P: 23	R: 3 E: 0 K: 0 S: 16 H: 4 LOB: 1 BB: 0 P: 25	R: 0 E: 0 K: 0 S: 12 H: 1 LOB: 1 BB: 0 P: 21	R: 0 E: 0 K: 0 S: 10 H: 1 LOB: 0 BB: 0 P: 15		1B: 7 2B: 4 3B: 0 HR: 0 SF: 1 SAC: 0 DP: 0 HBP: 0				WP: 0 PB: 0 SB: 1 CS: 2 PA: 37		

	AB	33
	R	6
	H	11
	RBI	6
	BB	2
	SO	4
	LOB	14

PITCHER		IP	WLS	BF	H	R	ER	SO	BB	IBB	HBP	BLK	WP	HR	S	P	ERA	WHIP
58 Jeanmar Gómez, R ERA: 6.43	(1, 1)	4.0		18	4	3	3	3	2	0	0	0	0	0	43	68	6.75	1.500
31 David Huff, L ERA: 8.25	(5, 1)	2.1	L	13	6	3	3	1	0	0	0	0	0	0	40	61	11.57	2.571
62 Yohan Pino, R ERA: 5.4	(7, 1)	0.2		2	0	0	0	0	0	0	0	0	0	0	4	8	0.00	0.000
52 Vinnie Pestano, R ERA: 1.59	(8, 1)	1.0		3	1	0	0	0	0	0	0	0	0	0	10	15	0.00	1.000

PITCHER	IP	WLS	BF	H	R	ER	SO	BB	IBB	HBP	BLK	WP	HR	S	P	ERA	WHIP

Texas Rangers @ Cleveland Indians

Goodyear Ballpark, Goodyear, AZ

Fri Mar 18 2011, 10:07 PM - 1:16 AM EDT

Att. 6,334 - Partly Cloudy - 79 F

livebaseballscorecards.com

TOP

Batter	1	2	3	4	5	6	7	8	9	AB	R	H	RBI	BB	SO	LOB
20 Julio Borbon, L (1, 8) OBP: 0.375, SLG: 0.435	K		7 CI, 17 1B, 1B	P6		FC6-4, 1-2f		G4-3		4	1	1	0	0	1	1
65 Doug Deeds, L (7, 9) OBP: 0.281, SLG: 0.469										1	0	0	0	0	0	1
1 Elvis Andrus, R (1, 6) OBP: 0.286, SLG: 0.354	HR		K		G4-3		F8		G4-3	4	1	1	1	0	1	1
82 Leury García, S (7, 6) OBP: 0.500, SLG: 0.500										1	0	0	0	0	0	0
7 David Murphy, L (1, 7) OBP: 0.396, SLG: 0.674	L9		CI, 17 1B, 8 1B, 1-2		HR		17 G6-3, 1B		K	4	2	2	1	0	1	0
(7, 8)																
17 Nelson Cruz, R (1, 9) OBP: 0.267, SLG: 0.184	K		8 1B, 1-3, 2-H, 1B		18 FC4-6, BB		G6-3, 1-2		K	3	0	1	1	1	1	1
9 Endy Chavez, L (7, 7) OBP: 0.227, SLG: 0.238										1	0	0	0	0	1	0
18 Mitch Moreland, L (1, 3) OBP: 0.396, SLG: 0.614		G4-3	P4		FC4-6, 1-2f		F7			4	0	0	0	0	0	4
50 Jose Ruiz, L (7, 3) OBP: 0.304, SLG: 0.333										0	0	0	0	0	0	0
8 Yorvit Torrealba, R (1, 2) OBP: 0.556, SLG: 0.750		19 1B, 63 1B, BB	1-2, 3-H, 1B		F8			12 G3, 63 1B, 2B		2	1	1	1	1	0	1
25 Mike Napoli, R (6, 2) OBP: 0.389, SLG: 0.625										1	1	1	0	0	0	0
19 Chris Davis, L (1, 5) OBP: 0.422, SLG: 0.833		63 1B, 1-3, 1B	L4			K		G3, 2-3		3	0	1	0	0	1	2
12 Brian Barden, R (7, 5) OBP: 0.400, SLG: 0.462										1	0	0	0	0	0	1
63 Chad Tracy, R (1, 10) OBP: 0.217, SLG: 0.318		1-3, 3-H, 1B	K			E1, 20 FC6-4		3-H, 1B		4	0	2	2	0	1	0
3 Andrés Blanco, S (1, 4) OBP: 0.350, SLG: 0.395		K	G3-1			F7		F8		3	0	0	0	0	1	2
99 Renny Osuna, R (7, 4)										1	0	0	0	0	0	1

	AB	37
	R	6
	H	10
	RBI	6
	BB	2
	SO	8
	LOB	15

Inning Stats	1	2	3	4	5	6	7	8	9	1B: 7	SF: 0	WP: 0	PA: 40
R	1	1	2	0	1	0	0	1	0	2B: 1	SAC: 0	PB: 0	
E	0	0	1	0	0	1	0	0	0	3B: 0	DP: 0	SB: 0	
K	2	1	1	1	0	1	0	0	2	HR: 2	HBP: 0	CS: 0	
S	10	6	9	5	6	5	4	5	7				
H	1	2	3	0	1	0	1	2	0				
LOB	0	1	2	0	1	1	1	1	0				
BB	0	1	0	0	1	0	0	0	0				
P	11	10	9	5	11	6	4	5	7				

PITCHER		IP	WLS	BF	H	R	ER	SO	BB	IBB	HBP	BLK	WP	HR	S	P	ERA	WHIP
59 Carlos Carrasco, R ERA: 5.84	(1, 1)	4.1		22	7	5	3	5	2	0	0	0	0	2	34	44	6.23	2.077
80 Josh Judy, R ERA: 7.36	(5, 1)	0.2	W	2	0	0	0	0	0	0	0	0	0	0	2	2	0.00	0.000
53 Rafael Perez, L ERA:	(6, 1)	1.0	H	4	0	0	0	1	0	0	0	0	0	0	6	6	0.00	0.000
39 Justin Germano, R ERA:	(7, 1)	1.0	H	4	1	0	0	0	0	0	0	0	0	0	4	4	0.00	1.000
37 Chad Durbin, R ERA: 6.0	(8, 1)	1.0		5	2	1	1	0	0	0	0	0	0	0	5	5	9.00	2.000

PITCHER		IP	WLS	BF	H	R	ER	SO	BB	IBB	HBP	BLK	WP	HR	S	P	ERA	WHIP
49 Tony Sipp, L ERA: 1.29	(9, 1)	1.0		3	0	0	0	2	0	0	0	0	0	0	7	7	0.00	0.000

Batter	1	2	3	4	5	6	7	8	9	AB	R	H	RBI	BB	SO	LOB
23 Michael Brantley, L (1, 8) OBP: 0.308, SLG: 0.278 83 Jordan Henry, L (8, 8)	BBB 4-0 26 WP 17 HBP 26 E BB	BBB 4-0 13 2B 1-2 BB		X 0-0 ② G6-3	X 0-0 ③ F7		X 0-0 ① F9 2-3	SSS 0-3 ③ K		3 2 0 0 2 0 3 1 0 0 0 0 1 1						
13 Asdrúbal Cabrera, S (1, 6) OBP: 0.500, SLG: 0.688 85 Karexon Sanchez, S (8, 4)	X 0-0 ① F8	X 0-0 ② 1-H 2-H 2B		BSX 1-1 HR		H 1-0 48 F9 30 S HBP	BBBB 4-0 17 3B 1-2 BB			3 2 2 3 1 0 1 0 0 0 0 0 0 0						
17 Shin-Soo Choo, L (1, 9) OBP: 0.350, SLG: 0.400 87 Jerad Head, R (8, 9) OBP: 0.176, SLG: 0.143	H 1-0 26 E 26 WP 1-2 HBP	X 0-0 26 PB 2B		X 0-0 ③ G3		SSS 0-3 ① K	X 0-0 1-H 2-H 3-H 3B			4 0 2 3 0 1 1 0 0 0 0 0 0 0						
26 Austin Kearns, R (1, 7) OBP: 0.364, SLG: 0.357 30 Chad Huffman, R (6, PH) OBP: 0.516, SLG: 0.792 (7, 7)	BX 1-0 E5 20 WP 1-3 2-H	BSSS 1-3 ③ K 2-3			X 0-0 ① F7	SBBBB 4-1 1-2 BB	SSS 0-3 ② K			3 0 0 1 0 1 2 1 0 0 0 1 1 1						
48 Travis Hafner, L (1, 10) OBP: 0.415, SLG: 0.432 88 Matt McBride, R (7, PH) OBP: 0.200, SLG: 0.267 (8, 10)	SSS 0-3 ② K	BBBB 4-0 BB			X 0-0 20 BB 7 3B 1B	X 0-0 ② F9 2-3	X 0-0 ③ F9			3 1 1 0 1 1 4 1 0 0 0 0 0 1						
20 Orlando Cabrera, R (1, 4) OBP: 0.393, SLG: 0.480 1 Luis Valbuena, L (8, 6) OBP: 0.333, SLG: 0.516	BBB 4-0 1-2 BB	X 0-0 ① F8			BBB 4-0 7 3B 1-2 BB	X 0-0 ③ P4		SSS 0-3 ① K		2 1 0 0 2 0 3 1 0 0 0 0 1 0						
7 Matt LaPorta, R (1, 3) OBP: 0.244, SLG: 0.476	CCC 0-3 ③ K	X 0-0 ② F7			X 0-0 6 E 1-H 2-H 3B		BBBB 4-0 9 1B 6 1B BB	X 0-0 9 G1-3 70 E 2B		4 3 2 2 1 1 4						
9 Jack Hannahan, L (1, 5) OBP: 0.500, SLG: 0.514		X 0-0 23 BB 13 2B 1B	X 0-0 ③ G3		BBBB 4-0 6 S BB		X 0-0 23 F9 6 1B 17 3B 1-3 1B	X 0-0 ② G1-3 2-3		4 2 2 0 1 0 2						
6 Lou Marson, R (1, 2) OBP: 0.261, SLG: 0.238 70 Juan Apodaca, R (8, 2) OBP: 0.375, SLG: 0.571		X 0-0 ① F9		X 0-0 ① L6	SX 0-1 ② F8 1-2 3-H		X 0-0 13 BB 17 3B 1-2 3-H 1B	X 0-0 E3 3-H		4 1 1 1 0 0 2 1 0 0 0 0 0 0						
Inning Stats	R: 1 H: 0 E: 1 LOB: 3 K: 2 BB: 2 S: 8 P: 18	R: 2 H: 3 E: 0 LOB: 1 K: 1 BB: 1 S: 7 P: 12	R: 0 H: 0 E: 0 LOB: 1 K: 0 BB: 1 S: 3 P: 7	R: 1 H: 1 E: 0 LOB: 0 K: 0 BB: 0 S: 5 P: 6	R: 3 H: 2 E: 0 LOB: 1 K: 0 BB: 2 S: 6 P: 14	R: 0 H: 0 E: 0 LOB: 2 K: 1 BB: 1 S: 6 P: 11	R: 4 H: 3 E: 0 LOB: 1 K: 1 BB: 2 S: 8 P: 16	R: 1 H: 1 E: 1 LOB: 1 K: 2 BB: 0 S: 9 P: 9		1B: 4 SF: 0 2B: 3 SAC: 0 3B: 2 DP: 0 HR: 1 HBP: 2						

PITCHER		IP	WLS	BF	H	R	ER	SO	BB	IBB	HBP	BLK	WP	HR	S	P	ERA	WHIP
54 Matt Harrison, L ERA: 3.46	(1, 1)	4.0		21	4	4	4	3	4	0	1	0	2	1	23	43	9.00	2.000
70 Cody Eppley, R ERA: 8.53	(5, 1)	1.0	L	7	2	3	3	0	2	0	0	0	0	0	6	14	27.00	4.000
28 Darren Oliver, L ERA: 3.0	(6, 1)	1.0		5	0	0	0	1	1	0	1	0	0	0	6	11	0.00	1.000
57 Mark Lowe, R ERA: 14.14	(7, 1)	1.0		8	3	4	4	1	2	0	0	0	0	0	8	16	36.00	5.000
58 Zach Jackson, L ERA: 5.06	(8, 1)	1.0		5	1	1	0	2	0	0	0	0	0	0	9	9	0.00	1.000

PITCHER	IP	WLS	BF	H	R	ER	SO	BB	IBB	HBP	BLK	WP	HR	S	P	ERA	WHIP

BOTTOM

Texas Rangers @ Cleveland Indians

Goodyear Ballpark, Goodyear, AZ

Fri Mar 18 2011, 10:07 PM - 1:16 AM EDT

Att. 6,334 - Partly Cloudy - 79 F

livebaseballscorecards.com

AB	35
R	12
H	10
RBI	10
BB	9
SO	7
LOB	25

Cleveland Indians @ Los Angeles Angels

Tempe Diablo Stadium, Tempe, AZ

Sat Mar 19 2011, 4:06 PM - 7:32 PM EDT

Att. 8,735 - Partly Cloudy - 76 F

livebaseballscorecards.com

TOP

Batter	1	2	3	4	5	6	7	8	9	AB	R	H	RBI	BB	SO	LOB
41 Carlos Santana, S (1, 2) OBP: 0.294, SLG: 0.438 22 Luke Carlin, S (8, 2) OBP: 0.176, SLG: 0.067	P3		12 BB 26 2B BB		FC6-4 26 WP 1-2f		K 1-2	F8		4 0	1 0	0 0	0 0	1 0	1 0	3 0
12 Jayson Nix, R (1, 4) OBP: 0.250, SLG: 0.292 73 Cord Phelps, S (7, PH) OBP: 0.364, SLG: 0.278 (7, 4)	K		26 2B 1-2 BB		F7		G3-1 2-3		28 HR 1B	2 2	1 1	0 1	0 0	1 0	1 0	1 1
26 Austin Kearns, R (1, 9) OBP: 0.361, SLG: 0.387 28 Travis Buck, L (6, 9) OBP: 0.442, SLG: 0.625	P3		1-H 2-H 2B		K 1-3		47 HR HBP		1-H HR	3 1	0 2	1 1	2 2	0 0	1 0	1 0
47 Shelley Duncan, R (1, 10) OBP: 0.333, SLG: 0.500		P4	F7			F9	1-H 3-H HR		K	5	1	1	3	0	1	1
7 Matt LaPorta, R (1, 3) OBP: 0.250, SLG: 0.455 35 Jordan Brown, L (6, 3) OBP: 0.292, SLG: 0.364		30 2B BB	P4			F7	G3-1		F9	2 2	1 0	0 0	0 0	1 0	0 0	1 0
30 Chad Huffman, R (1, 7) OBP: 0.528, SLG: 0.778		8 1B 1-H 2B		K		1 WP BB		1 G3 86 2B 1 WP BB	G6-3	3	2	1	1	2	1	0
1 Luis Valbuena, L (1, 5) OBP: 0.325, SLG: 0.471		K	P4			1-2 BB		G3 1-3		3	0	0	0	1	1	2
8 Adam Everett, R (1, 6) OBP: 0.459, SLG: 0.355 86 Juan Diaz, L (3, 6) OBP: 0.167, SLG: 0.250		65 CS 2-H 1B	F8			P6		65 G4-3 3-H 2B		1 3	0 0	1 1	1 1	0 0	0 0	0 2
65 Ezequiel Carrera, L (1, 8) OBP: 0.423, SLG: 0.366		CS 1-2	B3-4		41 FC6-4 BB		73 G3-1 41 S 47 HR BB		G4-3 2-3	2	1	0	0	2	0	1
Inning Stats	R: 0 E: 0 K: 1 S: 5 H: 0 LOB: 0 BB: 0 P: 5	R: 2 E: 0 K: 1 S: 7 H: 2 LOB: 0 BB: 1 P: 11	R: 2 E: 0 K: 0 S: 4 H: 1 LOB: 1 BB: 2 P: 12	R: 0 E: 0 K: 1 S: 5 H: 0 LOB: 0 BB: 0 P: 5	R: 0 E: 0 K: 1 S: 5 H: 0 LOB: 1 BB: 1 P: 10	R: 0 E: 0 K: 0 S: 3 H: 0 LOB: 2 BB: 2 P: 11	R: 3 E: 0 K: 1 S: 6 H: 1 LOB: 0 BB: 1 P: 11	R: 1 E: 0 K: 0 S: 4 H: 1 LOB: 1 BB: 1 P: 9	R: 2 E: 0 K: 1 S: 7 H: 2 LOB: 0 BB: 0 P: 7	1B: 2 2B: 3 3B: 0 HR: 2 SF: 0 SAC: 0 DP: 0 HBP: 1						

	AB	33
	R	10
	H	7
	RBI	10
	BB	8
	SO	6
	LOB	13

WP: 3 PB: 0 SB: 1 CS: 1 PA: 43

PITCHER		IP	WLS	BF	H	R	ER	SO	BB	IBB	HBP	BLK	WP	HR	S	P	ERA	WHIP
19 Scott Kazmir, L ERA: 5.11	(1, 1)	4.1		19	3	4	4	3	4	0	0	0	0	0	22	38	8.31	1.615
9 Chris Scholl, R ERA: 15.43	(5, 1)	0.2		2	0	0	0	1	0	0	0	0	1	0	4	5	0.00	0.000
17 Jason Bulger, R ERA: 6.14	(6, 1)	2.0		11	1	3	3	1	3	0	1	0	1	1	9	22	13.50	2.000
58 Michael Kohn, R ERA: 1.13	(8, 1)	1.0	L	5	1	1	1	0	1	0	0	0	1	0	4	9	9.00	2.000
49 David Carpenter, R ERA: 10.8	(9, 1)	1.0		5	2	2	2	1	0	0	0	0	0	1	7	7	18.00	2.000

PITCHER	IP	WLS	BF	H	R	ER	SO	BB	IBB	HBP	BLK	WP	HR	S	P	ERA	WHIP

BOTTOM

Batter	1	2	3	4	5	6	7	8	9	AB	R	H	RBI	BB	SO	LOB
13 Maicer Izturis, S (1, 5) OBP: 0.341, SLG: 0.371	K		47 1B 47 E 1-2 2-3 1B		53 BB 1B		33 WP 33 1B BB	33 BB 1B		2	0	1	0	0	1	0
3 Brandon Wood, R (3, PR) OBP: 0.300, SLG: 0.553 (4, 5)										2	2	2	0	1	0	0
47 Howie Kendrick, R (1, 4) OBP: 0.417, SLG: 0.395	53 FC6-4 1B		E9 53 1B 1-H 2-H 3-H 1B		F8		6 3B 1-H 1B	1-2 BB		3	1	2	2	0	0	1
33 Chris Pettit, R (7, 7) OBP: 0.474, SLG: 0.481										1	1	1	1	1	0	0
53 Bobby Abreu, L (1, 10) OBP: 0.436, SLG: 0.719	FC6-4 1-2f		10 G4-3 2-H 1B		1-2 BB		76 1B 1-H 3B	F9		2	0	1	1	1	0	1
6 Alberto Callaspo, S (7, PH) OBP: 0.297, SLG: 0.378 (8, 10)										2	1	1	1	0	0	2
48 Torii Hunter, R (1, 9) OBP: 0.343, SLG: 0.516	G4-3		P3		F9		76 1B BB		P4	3	0	0	0	0	0	4
79 Jean Segura, R (7, 6) OBP: 0.333, SLG: 0.294										1	0	0	0	1	0	0
10 Vernon Wells, R (1, 7) OBP: 0.317, SLG: 0.351		G4-3	G4-3 1-2f			F7	44 HBP 1-3 3-H 1B		E4 44 G4-3 44 DI	3	0	0	0	0	0	1
76 Alexi Amarista, L (7, 4) OBP: 0.294, SLG: 0.250										2	0	1	1	0	0	0
2 Erick Aybar, S (1, 6) OBP: 0.349, SLG: 0.415		G5-3		K		G3	1-2 HBP		G4-3 1-3	3	0	0	0	0	1	0
44 Drew Heid, L (7, 9)										1	0	0	0	0	0	1
46 Bobby Wilson, R (1, 3) OBP: 0.351, SLG: 0.486	K		K		G6-3		F9		L9	4	0	0	0	0	2	3
57 Clay Fuller, R (8, 8) OBP: 0.500, SLG: 1.000										0	0	0	0	0	0	0
Ryan Mount, L (9, PH)										1	0	0	0	0	0	1
16 Hank Conger, L (1, 2) OBP: 0.233, SLG: 0.185			13 1B 25 1B 47 1B BB	G4-3			G1-3	P5		3	1	0	0	1	0	0
46 Cole Armstrong, L (9, 2)										0	0	0	0	0	0	0
25 Peter Bourjos, R (1, 8) OBP: 0.455, SLG: 0.400			13 1B 47 1B 1-2 1B		K		F7	F7		3	1	1	0	0	1	0
86 Efren Navarro, L (8, 3) OBP: 0.348, SLG: 0.409										1	0	0	0	0	0	0

Inning Stats	1	2	3	4	5	6	7	8	9
	R: 0 H: 1 E: 0 LOB: 1 K: 1 BB: 0 S: 6 P: 6	R: 0 H: 0 E: 0 LOB: 0 K: 1 BB: 0 S: 5 P: 5	R: 4 H: 4 E: 1 LOB: 1 K: 0 BB: 1 S: 6 P: 10	R: 0 H: 0 E: 0 LOB: 0 K: 2 BB: 0 S: 7 P: 7	R: 0 H: 1 E: 0 LOB: 2 K: 1 BB: 1 S: 6 P: 10	R: 0 H: 0 E: 0 LOB: 0 K: 0 BB: 0 S: 3 P: 3	R: 3 H: 3 E: 0 LOB: 3 K: 0 BB: 2 S: 6 P: 16	R: 0 H: 1 E: 0 LOB: 2 K: 0 BB: 1 S: 4 P: 8	R: 0 H: 0 E: 1 LOB: 1 K: 0 BB: 0 S: 4 P: 5

1B: 9 SF: 0 WP: 1 PA: 43
2B: 0 SAC: 0 PB: 0
3B: 1 DP: 1 SB: 0
HR: 0 HBP: 1 CS: 0

PITCHER		IP	WLS	BF	H	R	ER	SO	BB	IBB	HBP	BLK	WP	HR	S	P	ERA	WHIP
63 Justin Masterson, R ERA: 5.94	(1, 1)	4.2		20	6	4	3	5	1	0	0	0	0	0	29	33	5.79	1.500
40 Jess Todd, R ERA: 1.59	(5, 1)	1.1		5	0	0	0	0	1	0	0	0	0	0	4	8	0.00	0.750
50 Jensen Lewis, R ERA: 14.29	(7, 1)	0.2	H	6	2	3	3	0	2	0	0	0	1	0	4	13	40.50	6.000
45 Doug Mathis, R ERA: 3.68	(7, 1)	1.0	W	7	2	0	0	0	1	0	1	0	0	0	5	10	0.00	3.000
56 Frank Herrmann, R ERA: 2.35	(8, 1)	1.1	S	5	0	0	0	0	0	0	0	0	0	0	5	6	0.00	0.000

PITCHER	IP	WLS	BF	H	R	ER	SO	BB	IBB	HBP	BLK	WP	HR	S	P	ERA	WHIP

Cleveland Indians @ Los Angeles Angels

Tempe Diablo Stadium, Tempe, AZ

Sat Mar 19 2011, 4:06 PM - 7:32 PM EDT

Att. 8,735 - Partly Cloudy - 76 F

livebaseballscorecards.com

AB	37
R	7
H	10
RBI	6
BB	5
SO	5
LOB	14

Arizona Diamondbacks @ Cleveland Indians

Goodyear Ballpark, Goodyear, AZ

Sun Mar 20 2011, 4:06 PM - 6:47 PM EDT

Att. 4,058 - Overcast - 72 F

livebaseballscorecards.com

TOP

Batter	1	2	3	4	5	6	7	8	9	AB	R	H	RBI	BB	SO	LOB
18 Willie Bloomquist, R (1, 8) OBP: 0.423, SLG: 0.458	L6		G3		SF8-5 2-3 3-H		BBBB 14 S BB			2	0	0	1	1	0	0
14 Ryan Roberts, R (1, 5) 39 Matt Davidson, R (8, 5) OBP: 0.143, SLG: 0.167	8 G3-1 2B		BBBB 8 BLK BB		G6-3		BX F8 1-2			3 0	0 0	1 0	0 0	1 0	0 0	2 0
8 Gerardo Parra, L (1, 9) 12 Evan Frey, L (8, 9) OBP: 0.333, SLG: 0.200	G3-1 2-3		P4 1-2			CCC K		L4		4 0	0 0	0 0	0 0	0 0	1 0	2 0
75 Russell Branyan, L (1, 10) OBP: 0.500, SLG: 0.718	BBBB BB			BBBB 26 G6-4-3 BB		F7		SSS K		2	0	0	0	2	1	0
26 Miguel Montero, L (1, 2) 33 Konrad Schmidt, R (6, 2) OBP: 0.326, SLG: 0.350	F8			G6-4-3 1-2f		F7		CCC K		3 1	0 0	0 0	0 0	0 0	0 1	3 0
29 Brandon Allen, L (1, 7) OBP: 0.354, SLG: 0.578		G4-3		L9			13 2B 2B		P6	4	1	1	0	0	0	0
63 Paul Goldschmidt, R (1, 3) OBP: 0.455, SLG: 0.762		SSS K			13 E 1 2B 2B		G5-3		CCC K	4	1	1	0	0	2	1
13 Tony Abreu, S (1, 4) 4 Mark Hallberg, R (7, 4) OBP: 0.373, SLG: 0.542		F7			FC6 1 2B 18 SF8-5 2-3		1 G6-3 2-H 2B		H HBP	3 0	1 0	1 0	1 0	0 0	0 0	1 0
23 Ed Rogers, R (1, 6) OBP: 0.400, SLG: 0.600 1 Niko Gallego, R (3, 6) OBP: 0.500, SLG: 1.000 Adam Eaton, L (9, PH) OBP: 0.333, SLG: 1.000			G6-3		18 SF8-5 1-3 3-H 2B		G6-3 2-3		SSS K	1 2 1	0 0 0	0 1 0	0 1 0	0 0 1	0 0 1	0 1 1
Inning Stats	R: 0 E: 0 K: 0 S: 4 H: 1 LOB: 2 BB: 1 P: 8	R: 0 E: 0 K: 1 S: 5 H: 0 LOB: 0 BB: 0 P: 5	R: 0 E: 0 K: 0 S: 3 H: 0 LOB: 1 BB: 1 P: 7	R: 0 E: 0 K: 0 S: 2 H: 0 LOB: 0 BB: 1 P: 6	R: 2 E: 1 K: 0 S: 5 H: 2 LOB: 0 BB: 0 P: 5	R: 0 E: 0 K: 1 S: 5 H: 0 LOB: 0 BB: 0 P: 5	R: 1 E: 0 K: 0 S: 5 H: 2 LOB: 2 BB: 1 P: 10	R: 0 E: 0 K: 2 S: 7 H: 0 LOB: 0 BB: 0 P: 7	R: 0 E: 0 K: 2 S: 7 H: 0 LOB: 1 BB: 0 P: 8	1B: 0 2B: 6 3B: 0 HR: 0 SF: 1 SAC: 0 DP: 2 HBP: 1						

	AB	30
	R	3
	H	5
	RBI	3
	BB	4
	SO	6
	LOB	11

WP: 0 PB: 0 SB: 1 CS: 0 PA: 36

PITCHER		IP	WLS	BF	H	R	ER	SO	BB	IBB	HBP	BLK	WP	HR	S	P	ERA	WHIP
51 Mitch Talbot, R ERA: 7.94	(1, 1)	5.1	W	21	3	2	1	2	3	0	0	1	0	0	22	34	1.69	1.125
53 Rafael Perez, L ERA: 2.45	(6, 1)	1.2	H	8	2	1	1	0	1	0	0	0	0	0	7	12	5.40	1.800
49 Tony Sipp, L ERA: 1.17	(8, 1)	0.2	H	2	0	0	0	1	0	0	0	0	0	0	4	4	0.00	0.000
54 Chris Perez, R ERA: 1.23	(8, 1)	1.1	S	5	0	0	0	3	0	0	1	0	0	0	10	11	0.00	0.000

PITCHER	IP	WLS	BF	H	R	ER	SO	BB	IBB	HBP	BLK	WP	HR	S	P	ERA	WHIP

Arizona Diamondbacks @ Cleveland Indians

Goodyear Ballpark, Goodyear, AZ

Sun Mar 20 2011, 4:06 PM - 6:47 PM EDT

Att. 4,058 - Overcast - 72 F

livebaseballscorecards.com

BOTTOM

Batter	1	2	3	4	5	6	7	8	9	AB	R	H	RBI	BB	SO	LOB
24 Grady Sizemore, L (1, 10) 48 Travis Hafner, L (5, PH) (6, 10) OBP: 0.395, SLG: 0.410	G4-3	F8			G6-3 (2-3)		K			2 2	0 0	0 0	0 0	0 0	0 1	0 1
13 Asdrúbal Cabrera, S (1, 6) OBP: 0.513, SLG: 0.697 1 Luis Valbuena, L (1, PR) (2, 6) OBP: 0.326, SLG: 0.541 86 Juan Diaz, L (9, 6) OBP: 0.167, SLG: 0.250	28 2B; 17 BB; 1B		HR		P2		G4-1			1 3 0	0 2 0	1 1 0	0 1 0	0 0 0	0 0 0	0 1 0
17 Shin-Soo Choo, L (1, 9) OBP: 0.386, SLG: 0.405	28 2B; 30 WP; 1-2; BB		G4-3		30 S; 3-H; 1B		HBP			2	1	1	1	1	0	0
30 Chad Huffman, R (1, 7) OBP: 0.500, SLG: 0.700 65 Ezequiel Carrera, L (9, 7) OBP: 0.423, SLG: 0.366	28 2B; 20 1B; 1-2; 2-3; BB		G5-3		G5-3 (1-2)		K			3 0	1 0	0 0	0 0	1 0	1 0	2 0
28 Travis Buck, L (1, 3) OBP: 0.457, SLG: 0.651 35 Jordan Brown, L (7, 3) OBP: 0.320, SLG: 0.391	20 1B; 1-3; 2-H; 3-H; 2B		G4-3			20 G6-4-3; 1B		73 G3-1; 1B		3 1	0 0	2 1	2 0	0 0	0 0	0 0
20 Orlando Cabrera, R (1, 4) OBP: 0.387, SLG: 0.464 73 Cord Phelps, S (8, 4) OBP: 0.348, SLG: 0.263	9 G3-6-3; 2-3; 3-H; 1B			F7		G6-4-3 (1-2f)		G3-1 (1-2)		3 1	0 0	1 0	1 0	0 0	0 0	1 1
9 Jack Hannahan, L (1, 5) OBP: 0.478, SLG: 0.474	G3-6-3 (1-2f)			F7		2 1B; BB	K			3	0	0	0	1	1	3
2 Paul Phillips, R (1, 2) OBP: 0.400, SLG: 0.600 6 Lou Marson, R (7, 2) OBP: 0.250, SLG: 0.227		K		F7		1-2; 1B	K			3 1	0 0	1 0	0 0	0 0	1 1	0 1
23 Michael Brantley, L (1, 8) OBP: 0.310, SLG: 0.308		F7			48 G6-3; 17 1B; 2B	F7				3	1	1	0	0	0	2
Inning Stats	R: 3 H: 3 E: 0 LOB: 1 K: 0 BB: 2 S: 5 P: 13	R: 0 H: 0 E: 0 LOB: 0 K: 1 BB: 0 S: 5 P: 5	R: 1 H: 1 E: 0 LOB: 0 K: 0 BB: 0 S: 4 P: 5	R: 0 H: 0 E: 0 LOB: 0 K: 0 BB: 0 S: 3 P: 3	R: 1 H: 2 E: 0 LOB: 2 K: 0 BB: 0 S: 5 P: 6	R: 0 H: 2 E: 0 LOB: 1 K: 0 BB: 1 S: 4 P: 8	R: 0 H: 0 E: 0 LOB: 1 K: 2 BB: 0 S: 7 P: 8	R: 0 H: 1 E: 0 LOB: 1 K: 2 BB: 0 S: 8 P: 8		1B: 6 SF: 0 2B: 2 SAC: 0 3B: 0 DP: 2 HR: 1 HBP: 1				WP: 1 PA: 35 PB: 0 SB: 1 CS: 0		

	AB	31
	R	5
	H	9
	RBI	5
	BB	3
	SO	5
	LOB	12

PITCHER		IP	WLS	BF	H	R	ER	SO	BB	IBB	HBP	BLK	WP	HR	S	P	ERA	WHIP
59 Armando Galarraga, R ERA: 8.44	(1, 1)	5.0	L	22	6	5	5	1	2	0	0	0	1	1	22	32	9.00	1.600
49 Rafael Rodriguez, R ERA: 5.63	(6, 1)	1.0		5	2	0	0	0	1	0	0	0	0	0	4	8	0.00	3.000
30 David Hernandez, R ERA: 1.13	(7, 1)	1.0		4	0	0	0	2	0	0	1	0	0	0	7	8	0.00	0.000
49 Carlos Rosa, R ERA: 2.35	(8, 1)	1.0		4	1	0	0	2	0	0	0	0	0	0	8	8	0.00	1.000

PITCHER	IP	WLS	BF	H	R	ER	SO	BB	IBB	HBP	BLK	WP	HR	S	P	ERA	WHIP

Batter	1	2	3	4	5	6	7	8	9	AB R H RBI BB SO LOB
Inning Stats										

Cleveland Indians @ Kansas City Royals

Surprise Stadium, Surprise, AZ

Mon Mar 21 2011, 4:05 PM EDT

TOP

livebaseballscorecards.com

AB	0
R	0
H	0
RBI	0
BB	0
SO	0
LOB	0

1B: 0
2B: 0
3B: 0
HR: 0

SF: 0
SAC: 0
DP: 0
HBP: 0

WP: 0
PB: 0
SB: 0
CS: 0

PA: 0

PITCHER	IP	WLS	BF	H	R	ER	SO	BB	IBB	HBP	BLK	WP	HR	S	P	ERA	WHIP

PITCHER	IP	WLS	BF	H	R	ER	SO	BB	IBB	HBP	BLK	WP	HR	S	P	ERA	WHIP

Batter	1	2	3	4	5	6	7	8	9	AB	R	H	RBI	BB	SO	LOB
Inning Stats										1B: 0 2B: 0 3B: 0 HR: 0		SF: 0 SAC: 0 DP: 0 HBP: 0					

PITCHER	IP	WLS	BF	H	R	ER	SO	BB	IBB	HBP	BLK	WP	HR	S	P	ERA	WHIP

PITCHER	IP	WLS	BF	H	R	ER	SO	BB	IBB	HBP	BLK	WP	HR	S	P	ERA	WHIP

BOTTOM

Cleveland Indians @ Kansas City Royals

Surprise Stadium, Surprise, AZ

Mon Mar 21 2011, 4:05 PM EDT

livebaseballscorecards.com

AB	**0**
R	**0**
H	**0**
RBI	**0**
BB	**0**
SO	**0**
LOB	**0**

WP: 0 PA: 0
PB: 0
SB: 0
CS: 0

Cleveland Indians @ Arizona Diamondbacks

Salt River Fields at Talking Stick, Scottsdale, AZ

Tue Mar 22 2011, 4:11 PM - 6:46 PM EDT

Att. 11,794 - Sunny - 61 F

livebaseballscorecards.com

TOP

Batter	1	2	3	4	5	6	7	8	9	AB	R	H	RBI	BB	SO	LOB
24 Grady Sizemore, L (1, 8) 28 Travis Buck, L (4, 8) OBP: 0.469, SLG: 0.783 (8, 9)	F7		K		2-H HR		E4 13 1B; 41 1B		HR	2 3	0 3	0 2	0 3	0 0	1 0	1 0
13 Asdrúbal Cabrera, S (1, 6) OBP: 0.512, SLG: 0.757 1 Luis Valbuena, L (9, PH) OBP: 0.318, SLG: 0.526 (9, 6)	F7			HR	L4		41 1B; 1-2 1B		K	4 1	1 0	2 0	1 0	0 0	0 1	0 0
17 Shin-Soo Choo, L (1, 9) OBP: 0.375, SLG: 0.390 65 Ezequiel Carrera, L (8, 8) OBP: 0.423, SLG: 0.366	G3			G3		41 E; 26 HR 1B	F7			4 0	1 0	1 0	0 0	0 0	0 0	2 0
41 Carlos Santana, S (1, 2) OBP: 0.316, SLG: 0.472		G1-3		2B		1 SAFE; P6; 1-3	1-3 2-H 1B			4	0	2	1	0	0	1
26 Austin Kearns, R (1, 7) OBP: 0.385, SLG: 0.485 30 Chad Huffman, R (8, PH) OBP: 0.488, SLG: 0.677 (8, 7)		K		20 G6-4-3; BB	2-1 3-H HR			G4-3		2 1	1 0	1 0	2 0	1 0	1 0	0 0
20 Orlando Cabrera, R (1, 4) OBP: 0.343, SLG: 0.406		L8		G6-4-3; 1-2f		E6		F8		4	0	0	0	0	0	2
7 Matt LaPorta, R (1, 3) OBP: 0.255, SLG: 0.435 35 Jordan Brown, L (8, PH) OBP: 0.308, SLG: 0.375 (8, 3)			K	12 G5-3; 28 HR BB		F7		G3		2 1	1 0	0 0	0 0	1 0	1 0	1 0
12 Jayson Nix, R (1, 5) OBP: 0.258, SLG: 0.296 40 Jess Todd, R (7, 1) 56 Frank Herrmann, L (8, 1) 47 Shelley Duncan, R (9, PH) OBP: 0.324, SLG: 0.485 52 Vinnie Pestano, R (9, 1)			1B	G5-3; 1-2	P5				P4	3 0 0 1 0	0 0 0 0 0	1 0 0 0 0	0 0 0 0 0	0 0 0 0 0	0 0 0 0 0	2 0 0 0 0
55 Roberto Hernandez, R (1, 1) 9 Jack Hannahan, L (7, PH) OBP: 0.458, SLG: 0.450 (7, 5)			K	K			K		F8	2 2	0 0	0 0	0 0	0 0	2 1	2 0

Inning Stats	1	2	3	4	5	6	7	8	9
R	0	0	0	1	2	2	1	0	1
E	0	0	0	0	0	2	1	0	0
K	0	1	3	0	1	0	1	0	1
S	3	5	10	4	7	7	7	3	7
H	0	0	1	2	1	2	2	0	1
LOB	0	0	1	1	0	1	2	0	0
BB	0	0	0	1	1	0	0	0	0
P	3	5	10	9	11	9	7	3	7

1B	4
2B	1
3B	0
HR	4
SF	0
SAC	0
DP	1
HBP	0

WP	0
PB	0
SB	0
CS	0
PA	38

AB	36
R	7
H	9
RBI	7
BB	2
SO	7
LOB	11

PITCHER	IP	WLS	BF	H	R	ER	SO	BB	IBB	HBP	BLK	WP	HR	S	P	ERA	WHIP
44 Aaron Heilman, R (1, 1) ERA: 5.24	5.1	L	22	5	4	4	5	2	0	0	0	0	2	31	40	6.75	1.312
49 Carlos Rosa, R (6, 1) ERA: 3.24	0.2		4	1	1	1	0	0	0	0	0	0	1	5	7	13.50	1.500
39 Jordan Norberto, L (7, 1) ERA: 1.17	1.0		5	2	1	0	1	0	0	0	0	0	0	7	7	0.00	2.000
45 Kam Mickolio, R (8, 1) ERA: 5.4	1.0		3	0	0	0	0	0	0	0	0	0	0	3	3	0.00	0.000
30 David Hernandez, R (9, 1) ERA: 2.0	1.0		4	1	1	1	1	0	0	0	0	0	1	7	7	9.00	1.000

PITCHER	IP	WLS	BF	H	R	ER	SO	BB	IBB	HBP	BLK	WP	HR	S	P	ERA	WHIP

BOTTOM

Cleveland Indians @ Arizona Diamondbacks

Salt River Fields at Talking Stick, Scottsdale, AZ

Tue Mar 22 2011, 4:11 PM - 6:46 PM EDT

Att. 11,794 - Sunny - 61 F

livebaseballscorecards.com

Batter	1	2	3	4	5	6	7	8	9	AB	R	H	RBI	BB	SO	LOB
24 Chris Young, R (1, 8) OBP: 0.311, SLG: 0.589 18 Willie Bloomquist, R (7, 4) OBP: 0.421, SLG: 0.453	0-0 2 G3 75 1B 1B	0-0 G6-3			0-0 F7		0-0 F8		S S S 0-3 K	3 1 1 0 0 0 1 2 0 0 0 0 1 0						
2 Kelly Johnson, L (1, 4) OBP: 0.304, SLG: 0.396 12 Evan Frey, L (7, 8) OBP: 0.286, SLG: 0.167	0-0 G3 1-2		0-0 G4-3		B C 1-1 HR		0-0 B2-3			3 1 1 1 0 0 1 1 0 0 0 0 0 0						
10 Justin Upton, R (1, 9) OBP: 0.304, SLG: 0.500 46 Juan Miranda, L (7, 3) OBP: 0.453, SLG: 0.605	S S S 0-3 K		0-0 F8		0-0 L8		0-0 1B			3 0 0 0 0 1 1 1 0 1 0 0 0 0						
75 Russell Branyan, L (1, 3) OBP: 0.510, SLG: 0.738 46 David Winfree, R (7, 9) OBP: 0.462, SLG: 0.583	0-0 8 2B 2-H 1B		0-0 F7		0-0 8 1B 14 1B 2B		0-0 F9			3 1 2 1 0 0 0 1 0 0 0 0 0 1						
8 Gerardo Parra, L (1, 7) OBP: 0.392, SLG: 0.521 29 Brandon Allen, L (8, 7) OBP: 0.347, SLG: 0.565	0-0 1-3 2B			0-0 G4-3	0-0 14 1B 2-3 1B			S S S 0-3 K		3 0 2 0 0 0 0 1 0 0 0 0 1 0						
14 Ryan Roberts, R (1, 5) OBP: 0.607, SLG: 0.659 46 Ryan Wheeler, L (7, 5) OBP: 0.750, SLG: 1.667	0-0 G4-3			H 1-0 13 G4-6-3 HBP	0-0 1-3 3-H 1B			0-0 F8		2 0 1 1 0 0 2 1 0 0 0 0 0 0						
13 Tony Abreu, S (1, 6) OBP: 0.382, SLG: 0.538 Raul Navarro, R (8, 6)		0-0 12 G5-3 1B		0-0 G4-6-3 1-2		0-0 22 CS 1B		0-0 G4-3		3 0 2 0 0 0 1 1 0 0 0 0 0 0						
12 Henry Blanco, R (1, 2) OBP: 0.273, SLG: 0.406 36 P.J. Pilittere, R (7, 2)	0-0 G5-3 1-2			4-0 IBB		0-0 F8			S S S 0-3 K	2 0 0 0 1 0 2 1 0 0 0 0 1 0						
44 Aaron Heilman, R (1, 1) 49 Carlos Rosa, R (6, 1) 22 Xavier Nady, R (6, PH) OBP: 0.216, SLG: 0.300 39 Jordan Norberto, L (7, 1) 45 Kam Mickolio, R (8, 1) 30 David Hernandez, R (9, 1) 4 Ollie Linton, L (9, PH)	S S S 0-3 K			S S S 0-3 K		S S S 0-3 2 3 K 1-2			X 0-0 G1-3	2 0 0 0 0 2 3 0 0 0 0 0 0 0 1 0 0 0 0 1 1 0 0 0 0 0 0 0 0 0 0 0 0 0 0 0 0 0 0 0 0 0 1 0 0 0 0 0 0						
Inning Stats	R: 1 H: 3 E: 0 LOB: 2 K: 1 BB: 0 S: 8 P: 8	R: 0 H: 1 E: 0 LOB: 1 K: 1 BB: 0 S: 6 P: 6	R: 0 H: 0 E: 0 LOB: 0 K: 0 BB: 0 S: 3 P: 3	R: 0 H: 0 E: 0 LOB: 2 K: 1 BB: 1 S: 5 P: 10	R: 2 H: 4 E: 0 LOB: 2 K: 0 BB: 0 S: 7 P: 8	R: 0 H: 1 E: 0 LOB: 0 K: 1 BB: 0 S: 5 P: 5	R: 0 H: 1 E: 0 LOB: 1 K: 0 BB: 0 S: 4 P: 4	R: 0 H: 0 E: 0 LOB: 0 K: 1 BB: 0 S: 5 P: 5	R: 0 H: 0 E: 0 LOB: 0 K: 2 BB: 0 S: 7 P: 7	1B: 7 SF: 0 2B: 2 SAC: 0 3B: 0 DP: 0 HR: 1 HBP: 1						

AB	35
R	3
H	10
RBI	3
BB	1
SO	7
LOB	13

WP: 0 PA: 37
PB: 0
SB: 0
CS: 1

PITCHER	IP	WLS	BF	H	R	ER	SO	BB	IBB	HBP	BLK	WP	HR	S	P	ERA	WHIP
55 Roberto Hernandez, R (1, 1) ERA: 4.5	6.0	W	27	9	3	3	4	0	1	1	0	0	1	34	40	4.50	1.500
40 Jess Todd, R (7, 1) ERA: 1.35	1.0	H	4	1	0	0	0	0	0	0	0	0	0	4	4	0.00	1.000
56 Frank Herrmann, R (8, 1) ERA: 2.08	1.0	H	3	0	0	0	1	0	0	0	0	0	0	5	5	0.00	0.000
52 Vinnie Pestano, R (9, 1) ERA: 1.35	1.0		3	0	0	0	2	0	0	0	0	0	0	7	7	0.00	0.000

PITCHER	IP	WLS	BF	H	R	ER	SO	BB	IBB	HBP	BLK	WP	HR	S	P	ERA	WHIP

Batter	1	2	3	4	5	6	7	8	9	AB	R	H	RBI	BB	SO	LOB
17 Chris Getz, L (1, 4) OBP: 0.346, SLG: 0.326	F9		16 F8 12 BB 1B		F8	G3	G6-3			5	0	1	0	0	0	2
12 Mitch Maier, L (1, 8) OBP: 0.619, SLG: 0.727	16 G6-4-3 1B		1-2 BB		16 S 16 2B 1B	16 BB BB		30 G3 16 PB 1B		3	1	3	0	2	0	0
16 Billy Butler, R (1, 10) OBP: 0.409, SLG: 0.559	G6-4-3 1-2f		F8 2-3		30 1B 1-H 2B	30 2B 1-2 BB		G1-3 1-2		4	1	1	1	1	0	4
30 Kila Ka'aihue, L (1, 3) OBP: 0.449, SLG: 0.804		HR	G4-3		4 3B 2-H 1B	1-3 2B		G3 2-3		5	2	3	2	0	0	3
4 Alex Gordon, L (1, 7) OBP: 0.475, SLG: 0.646		G3		F7	21 2B 1-H 3B	K		P4		5	1	1	1	0	1	3
24 Wilson Betemit, S (1, 5) OBP: 0.219, SLG: 0.207		G5-3		K	K		F8		K	5	0	0	0	0	3	1
21 Jeff Francoeur, R (1, 9) OBP: 0.271, SLG: 0.302		BB		1B	3 2B 3-H 2B		2 S BB		G4-3	3	1	2	1	2	0	0
3 Brayan Peña, S (1, 2) OBP: 0.189, SLG: 0.278		F7		K	2-H 2B		F8		K	5	0	1	1	0	2	3
2 Alcides Escobar, R (1, 6) OBP: 0.417, SLG: 0.651			G5-3		HR K		1-2 BB			3	1	1	1	1	1	1

TOP

Kansas City Royals @ Cleveland Indians

Goodyear Ballpark, Goodyear, AZ

Wed Mar 23 2011, 4:08 PM - 7:27 PM EDT

Att. 2,762 - Sunny - 67 F

livebaseballscorecards.com

AB	38
R	7
H	13
RBI	7
BB	6
SO	7
LOB	17

Inning Stats	1	2	3	4	5	6	7	8	9
	R: 0 E: 0 K: 0 S: 3	H: 1 LOB: 0 BB: 0 P: 3	R: 1 E: 0 K: 0 S: 6	H: 1 LOB: 1 BB: 1 P: 12	R: 0 E: 0 K: 0 S: 4	H: 1 LOB: 1 BB: 1 P: 8	R: 0 E: 0 K: 2 S: 8	H: 1 LOB: 1 BB: 0 P: 8	R: 6 E: 0 K: 2 S: 15	H: 7 LOB: 1 BB: 0 P: 15	R: 0 E: 0 K: 1 S: 5	H: 1 LOB: 2 BB: 2 P: 13	R: 0 E: 0 K: 0 S: 4	H: 0 LOB: 2 BB: 2 P: 12	R: 0 E: 0 K: 0 S: 4	H: 1 LOB: 1 BB: 0 P: 5	R: 0 E: 0 K: 2 S: 7	H: 0 LOB: 0 BB: 0 P: 7

1B: 6	SF: 0	WP: 0	PA: 44
2B: 4	SAC: 0	PB: 1	
3B: 1	DP: 1	SB: 2	
HR: 2	HBP: 0	CS: 0	

PITCHER		IP	WLS	BF	H	R	ER	SO	BB	IBB	HBP	BLK	WP	HR	S	P	ERA	WHIP
59 Carlos Carrasco, R ERA: 7.56	(1, 1)	4.1		23	9	6	6	2	2	0	0	0	0	2	28	38	12.46	2.538
37 Chad Durbin, R ERA: 7.36	(5, 1)	0.2		4	2	1	1	2	0	0	0	0	0	0	8	8	13.50	3.000
45 Doug Mathis, R ERA: 2.89	(6, 1)	2.0		10	1	0	0	1	4	0	0	0	0	0	9	25	0.00	2.500
53 Rafael Perez, L ERA: 1.93	(8, 1)	1.0		4	1	0	0	0	0	0	0	0	0	0	4	5	0.00	1.000
49 Tony Sipp, L ERA: 1.04	(9, 1)	1.0	W	3	0	0	0	2	0	0	0	0	0	0	7	7	0.00	0.000

PITCHER	IP	WLS	BF	H	R	ER	SO	BB	IBB	HBP	BLK	WP	HR	S	P	ERA	WHIP

Batter	1	2	3	4	5	6	7	8	9	AB	R	H	RBI	BB	SO	LOB
23 Michael Brantley, L (1, 8) OBP: 0.326, SLG: 0.372	0-0 13 G3 · 13 WP · 17 2B 1B	0-0 ② G4-3 1-2		0-0 3B		0-0 ③ G4-3		0-0 17 1B 1-2 3-H 1B		4	1	2	0	0	0	2
65 Ezequiel Carrera, L (8, 8) OBP: 0.434, SLG: 0.381										1	0	1	1	0	0	0
13 Asdrúbal Cabrera, S (1, 6) OBP: 0.478, SLG: 0.700	B X 1-0 ① G3 1-3	0-0 ③ G5-3		0-0 ③ B1-3			0-0 ① G5-3	0-0 ② P4		3	0	0	0	0	0	3
8 Adam Everett, R (6, 5) OBP: 0.436, SLG: 0.333										2	0	0	0	0	0	2
17 Shin-Soo Choo, L (1, 9) OBP: 0.415, SLG: 0.444	0-0 41 BLK · 20 SF8 3-H 2B		0-0 41 1B · 48 G4-3 1B		S S C 0-3 ① K		B B B B 4-0 BB	0-0 1-3 2-H 1B		4	2	3	2	1	1	0
41 Carlos Santana, S (1, 3) OBP: 0.357, SLG: 0.538	B B B D 4-0 48 BB 2-3 BB		0-0 20 S · 48 G4-3 1-3 1B		0-0 48 G4-3 3B		0-0 ② P6	0-0 ③ G3		3	1	2	0	1	0	1
35 Jordan Brown, L (8, 3) OBP: 0.296, SLG: 0.360										1	0	0	0	0	0	2
48 Travis Hafner, L (1, 10) OBP: 0.396, SLG: 0.395	B B B B 4-0 1-2 BB		0-0 ① G4-3 1-2 3-H		0-0 ② G4-3 3-H		0-0 ③ F7		0-0 73 3B 1B	4	0	1	2	1	0	2
9 Jack Hannahan, L (9, PR) OBP: 0.458, SLG: 0.450										0	1	0	0	0	0	0
20 Orlando Cabrera, R (1, 4) OBP: 0.316, SLG: 0.382	0-0 ② SF8 3-H		S S S 0-3 ② K 2-3		0-0 ③ G6-3			0-0 ① G4-3	0-0 1-H 3B	2	0	0	1	0	1	1
73 Cord Phelps, S (7, 4) OBP: 0.360, SLG: 0.381										2	0	1	1	0	0	0
47 Shelley Duncan, R (1, 7) OBP: 0.297, SLG: 0.444	0-0 ③ G6-3		0-0 ③ G6-3			C C C 0-3 ① K		B B B B 4-0 1 2B · 2 1B BB		3	0	0	0	0	1	3
30 Chad Huffman, R (7, 7) OBP: 0.500, SLG: 0.677										0	1	0	0	1	0	0
1 Luis Valbuena, L (1, 5) OBP: 0.333, SLG: 0.548		0-0 ① G1-3		C C C 0-3 ① K		0-0 1B		0-0 2 1B · 65 1B 1-3 2B		4	1	2	0	0	1	0
(6, 6)																
6 Lou Marson, R (1, 2) OBP: 0.222, SLG: 0.200		0-0 E6 · 23 G4-3		S S S 0-3 ② K		C S T 0-2 ② K		0-0 65 1B · 17 1B 2-3 3-H 1B		3	0	0	0	0	2	1
2 Paul Phillips, R (7, 2) OBP: 0.423, SLG: 0.615										1	1	1	1	0	0	0
Inning Stats	R: 2 E: 0 K: 0 S: 5 H: 2 LOB: 2 BB: 2 P: 14	R: 0 E: 1 K: 0 S: 4 H: 0 LOB: 1 BB: 0 P: 4	R: 1 E: 0 K: 1 S: 7 H: 2 LOB: 1 BB: 0 P: 7	R: 0 E: 0 K: 2 S: 8 H: 1 LOB: 1 BB: 0 P: 8	R: 1 E: 0 K: 1 S: 6 H: 1 LOB: 0 BB: 0 P: 6	R: 0 E: 0 K: 2 S: 8 H: 1 LOB: 1 BB: 0 P: 8	R: 0 E: 0 K: 0 S: 3 H: 0 LOB: 1 BB: 1 P: 7	R: 3 E: 0 K: 0 S: 7 H: 4 LOB: 2 BB: 1 P: 11	R: 1 E: 0 K: 0 S: 2 H: 2 LOB: 2 BB: 0 P: 2	1B: 8 2B: 2 3B: 3 HR: 0 SF: 1 SAC: 0 DP: 0 HBP: 0							

PITCHER		IP	WLS	BF	H	R	ER	SO	BB	IBB	HBP	BLK	WP	HR	S	P	ERA	WHIP
47 Nate Adcock, R ERA: 2.45	(1, 1)	2.0		13	4	3	3	0	2	0	0	1	1	0	11	20	13.50	3.000
76 Tim Collins, L ERA: 2.89	(3, 1)	1.1		4	0	0	0	2	0	0	0	0	0	0	8	8	0.00	0.000
77 Louis Coleman, R ERA: 2.7	(4, 1)	0.2		3	1	0	0	1	0	0	0	0	0	0	5	5	0.00	1.500
43 Aaron Crow, R ERA: 2.38	(5, 1)	2.1	H	10	2	1	1	3	1	0	0	0	0	0	15	19	3.86	1.286
37 Sean O'Sullivan, R ERA: 6.3	(7, 1)	1.2	L	12	6	4	4	0	1	0	0	0	0	0	11	15	21.60	4.200

PITCHER	IP	WLS	BF	H	R	ER	SO	BB	IBB	HBP	BLK	WP	HR	S	P	ERA	WHIP

BOTTOM

Kansas City Royals @ Cleveland Indians

Goodyear Ballpark, Goodyear, AZ

Wed Mar 23 2011, 4:08 PM - 7:27 PM EDT

Att. 2,762 - Sunny - 67 F

livebaseballscorecards.com

AB	37
R	8
H	13
RBI	8
BB	4
SO	6
LOB	17

WP: 1 PA: 42
PB: 0
SB: 1
CS: 0

Cleveland Indians @ San Francisco Giants

Scottsdale Stadium, Scottsdale, AZ

Thu Mar 24 2011, 10:07 PM - 12:36 AM EDT

Att. 10,292 - Clear - 66 F

TOP

livebaseballscorecards.com

Batter	1	2	3	4	5	6	7	8	9	AB	R	H	RBI	BB	SO	LOB
41 Carlos Santana, S (1, 10) OBP: 0.348, SLG: 0.500	G5-3		E5 30 2B 26 G5-3 1-2 3-H		G5-3		4-0 30 HR 12 1B BB	FC6-4 1-2f		3	2	0	1	1	0	1
73 Cord Phelps, S (8, PH) OBP: 0.346, SLG: 0.364 (8, 10)										1	0	0	0	0	0	1
12 Jayson Nix, R (1, 4) OBP: 0.286, SLG: 0.300	G6-3		F8		4-0 BB		0-0 30 HR 1-2 1B		G1-3	3	1	1	0	1	0	2
86 Juan Diaz, L (8, 6) OBP: 0.154, SLG: 0.231										1	0	0	0	0	0	0
30 Chad Huffman, R (1, 9) OBP: 0.489, SLG: 0.750	K		26 G5-3 1-3 2-H 2B		F9		1-0 1-H 2-H HR		L3	5	1	2	4	0	1	1
26 Austin Kearns, R (1, 7) OBP: 0.349, SLG: 0.432		K	G5-3 2-3 3-H		K		G5-3		K	4	0	0	1	0	2	2
47 Shelley Duncan, R (7, 7) OBP: 0.289, SLG: 0.432										1	0	0	0	0	1	0
28 Travis Buck, L (1, 8) OBP: 0.453, SLG: 0.760		2B	G4-3			G6-3	G4-3			4	0	1	0	0	0	1
65 Ezequiel Carrera, L (7, 8) OBP: 0.434, SLG: 0.381										0	0	0	0	0	0	0
7 Matt LaPorta, R (1, 3) OBP: 0.241, SLG: 0.408		F7		P6		K	G4-3			3	0	0	0	0	1	1
35 Jordan Brown, L (7, PH) OBP: 0.286, SLG: 0.346 (7, 3)										1	0	0	0	0	0	0
22 Luke Carlin, S (1, 2) OBP: 0.238, SLG: 0.316		G5-3		8 FC6-4 1B		HR		G5-3		4	1	2	1	0	0	1
9 Jack Hannahan, L (1, 5) OBP: 0.481, SLG: 0.500			8 1B 41 E 2B	K		1B		73 FC6-4 1B		4	1	3	0	0	1	1
8 Adam Everett, R (1, 6) OBP: 0.419, SLG: 0.324 (8, 4)			41 E 30 2B 2-3 1B	FC6-4 1-2f		P6		F8		4	1	1	0	0	0	3

	AB	38
	R	7
	H	10
	RBI	7
	BB	2
	SO	6
	LOB	14

Inning Stats																								
	R: 0	H: 0	R: 0	H: 1	R: 3	H: 3	R: 0	H: 1	R: 0	H: 0	R: 1	H: 2	R: 3	H: 2	R: 0	H: 1	R: 0	H: 0	1B: 5	SF: 0	WP: 0	PA: 40
	E: 0	LOB: 0	E: 0	LOB: 1	E: 1	LOB: 1	E: 0	LOB: 1	E: 0	LOB: 1	E: 0	LOB: 0	E: 0	LOB: 0	E: 0	LOB: 1	E: 0	LOB: 0	2B: 3	SAC: 0	PB: 0	
	K: 1	BB: 0	K: 1	BB: 0	K: 0	BB: 0	K: 1	BB: 0	K: 1	BB: 1	K: 1	BB: 0	K: 0	BB: 1	K: 0	BB: 0	K: 1	BB: 0	3B: 0	DP: 0	SB: 0	
	S: 5	P: 5	S: 6	P: 6	S: 7	P: 7	S: 6	P: 6	S: 5	P: 9	S: 8	P: 9	S: 5	P: 10	S: 4	P: 4	S: 5	P: 5	HR: 2	HBP: 0	CS: 0	

PITCHER		IP	WLS	BF	H	R	ER	SO	BB	IBB	HBP	BLK	WP	HR	S	P	ERA	WHIP
75 Barry Zito, L ERA: 2.49	(1, 1)	6.0	L	27	7	4	2	5	1	0	0	0	0	1	37	42	3.00	1.333
52 Ramon E Ramirez, R ERA: 7.71	(7, 1)	0.1		4	2	3	3	0	1	0	0	0	0	1	3	8	81.00	9.000
41 Jeremy Affeldt, L ERA: 0.96	(7, 1)	1.0		4	1	0	0	0	0	0	0	0	0	0	4	4	0.00	1.000
59 Guillermo Mota, R ERA: 3.86	(8, 1)	0.2		2	0	0	0	0	0	0	0	0	0	0	2	2	0.00	0.000
45 Dan Runzler, L ERA: 2.57	(9, 1)	1.0		3	0	0	0	1	0	0	0	0	0	0	5	5	0.00	0.000

PITCHER	IP	WLS	BF	H	R	ER	SO	BB	IBB	HBP	BLK	WP	HR	S	P	ERA	WHIP

Cleveland Indians @ San Francisco Giants

Scottsdale Stadium, Scottsdale, AZ

Thu Mar 24 2011, 10:07 PM - 12:36 AM EDT

Att. 10,292 - Clear - 66 F

livebaseballscorecards.com

BOTTOM

Batter	1	2	3	4	5	6	7	8	9	AB	R	H	RBI	BB	SO	LOB
56 Andres Torres, S (1, 8) OBP: 0.321, SLG: 0.490	S S S 0-3 ① K		x 0-0 ③ F7		x 0-0 ③ P6			S S S 0-3 ① K		4	0	0	0	0	2	3
45 Dan Runzler, L (9, 1)										0	0	0	0	0	0	0
21 Freddy Sanchez, R (1, 4) OBP: 0.269, SLG: 0.408	x 0-0 ② F9			x 0-0 ① F8		x 0-0 ① G1-3		S S S 0-3 ② K		3	0	0	0	0	0	0
98 Chris Dominguez, R (8, 5)										1	0	0	0	0	1	1
17 Aubrey Huff, L (1, 3) OBP: 0.364, SLG: 0.698	x 0-0 ③ G3-1			x 0-0 ② G6-3		x 0-0 ② F7		x 0-0 ③ F9		3	0	0	0	0	0	0
52 Ramon E Ramirez, R (7, 1)										0	0	0	0	0	0	0
41 Jeremy Affeldt, L (7, 1)										0	0	0	0	0	0	0
59 Guillermo Mota, R (8, 1)										0	0	0	0	0	0	0
83 Justin Christian, R (8, PH) (9, 8)										1	0	0	0	0	0	1
28 Buster Posey, R (1, 2) OBP: 0.520, SLG: 0.732		B B B B 4-0 10 G5-3 BB		x 0-0 1B		C C C 0-3 ③ K			x 0-0 53 FC5-4 81 BB 1B	2	0	1	0	1	1	0
83 Chris Stewart, R (9, 2) OBP: 0.407, SLG: 0.542										1	0	1	0	0	0	0
5 Pat Burrell, R (1, 7) OBP: 0.327, SLG: 0.422		x 0-0 ① F8		x 0-0 ③ G2-3			S S S 0-3 ① K		B B B B 4-0 53 FC5-4 1-2 BB	3	0	0	0	0	1	2
81 Ben Copeland, L (8, 7)										0	0	0	0	1	0	0
10 Miguel Tejada, R (1, 6) OBP: 0.264, SLG: 0.320		x 0-0 ② G5-3 1-2			x 0-0 ① F9		B B C C X 2-2 HR		x 0-0 ① FC5-4 1-2f 2-3	3	1	1	1	0	0	1
53 Brandon Crawford, L (8, 6) OBP: 0.389, SLG: 0.154										1	0	0	0	0	0	2
7 Mark DeRosa, R (1, 5) OBP: 0.317, SLG: 0.385		x 0-0 ③ F7			x 0-0 ② G5-3		S S S 0-3 ② K		C C C 0-3 ② K	3	0	0	0	0	1	1
84 Charlie Culberson, R (8, 4) OBP: 0.188, SLG: 0.143										1	0	0	0	0	1	2
12 Nate Schierholtz, L (1, 9) OBP: 0.286, SLG: 0.389			x 0-0 ① G4-3		x 0-0 75 1B 1B		x 0-0 ③ F8		x 0-0 ③ G6-3	4	0	1	0	0	0	2
75 Barry Zito, L (1, 1) OBP: 0.250, SLG: 0.250			S S S 0-3 ② K		x 0-0 1-2 1B			x 0-0 1B		2	0	1	0	0	1	0
9 Brandon Belt, L (7, 3) OBP: 0.328, SLG: 0.481										1	0	1	0	0	0	0

Inning Stats	1	2	3	4	5	6	7	8	9
	R: 0 H: 0 E: 0 LOB: 0 K: 1 BB: 0 S: 5 P: 5	R: 0 H: 0 E: 0 LOB: 1 K: 0 BB: 1 S: 3 P: 7	R: 0 H: 0 E: 0 LOB: 0 K: 1 BB: 0 S: 5 P: 5	R: 0 H: 1 E: 0 LOB: 1 K: 0 BB: 0 S: 4 P: 4	R: 0 H: 2 E: 0 LOB: 2 K: 0 BB: 0 S: 5 P: 5	R: 0 H: 0 E: 0 LOB: 0 K: 1 BB: 0 S: 5 P: 5	R: 1 H: 1 E: 0 LOB: 0 K: 2 BB: 0 S: 10 P: 12	R: 0 H: 1 E: 0 LOB: 1 K: 2 BB: 0 S: 8 P: 8	R: 0 H: 1 E: 0 LOB: 2 K: 1 BB: 1 S: 6 P: 10

1B: 5	SF: 0	WP: 0
2B: 0	SAC: 0	PB: 0
3B: 0	DP: 0	SB: 0
HR: 1	HBP: 0	CS: 0

PA: 35

AB	33
R	1
H	6
RBI	1
BB	2
SO	8
LOB	15

PITCHER	IP	WLS	BF	H	R	ER	SO	BB	IBB	HBP	BLK	WP	HR	S	P	ERA	WHIP
31 David Huff, L (1, 1) ERA: 5.82	5.0	W	19	3	0	0	2	1	0	0	0	0	0	22	26	0.00	0.800
58 Jeanmar Gómez, R (6, 1) ERA: 5.5	4.0	S	16	3	1	1	6	1	0	0	0	0	1	29	35	2.25	1.000

PITCHER	IP	WLS	BF	H	R	ER	SO	BB	IBB	HBP	BLK	WP	HR	S	P	ERA	WHIP

Cleveland Indians @ Milwaukee Brewers

Maryvale Baseball Park, Phoenix, AZ

Fri Mar 25 2011, 4:06 PM - 6:37 PM EDT

Att. 4,775 - Sunny - 70 F

TOP

livebaseballscorecards.com

Batter	1	2	3	4	5	6	7	8	9	AB	R	H	RBI	BB	SO	LOB
23 Michael Brantley, L (1, 8) OBP: 0.333, SLG: 0.375	C C C 0-3 ① K		X 0-0 13 G6-4-3 1B		X 0-0 13 G6-3 13 S 1B		X 0-0 ② G4-3		X 0-0 E3	5	0	2	0	0	1	0
13 Asdrúbal Cabrera, S (1, 6) OBP: 0.480, SLG: 0.705 73 Cord Phelps, S (8, 4) OBP: 0.333, SLG: 0.348	X 0-0 47 S 17 WP 1B		X 0-0 ②③ G6-4-3 1-2f		B X 1-0 ① G6-3 1-3		X 0-0 17 BLK 2B		X 0-0 ③ P5	4 1	0 0	2 0	0 0	0 0	0 0	2 1
17 Shin-Soo Choo, L (1, 9) OBP: 0.386, SLG: 0.408 35 Jordan Brown, L (8, 3) OBP: 0.286, SLG: 0.346	S S S 0-3 ② K 1-2			S S S 0-3 ① K	S S S 0-3 ② K2-3		S S S 0-3 ③ K 2-3			4 0	0 0	0 0	0 0	0 0	4 0	3 0
47 Shelley Duncan, R (1, 3) OBP: 0.310, SLG: 0.425 (8, 9)	B B B B 4-0 BB 2-3			X 0-0 48 BB 20 2B 1B	X 0-0 ③ L5			X 0-0 ① L5		3	1	1	0	1	0	1
48 Travis Hafner, L (1, 10) OBP: 0.404, SLG: 0.457	X 0-0 ③ F7			B B B B 4-0 20 2B 30 SF9 BB 1-2		X 0-0 ① G6-3		B S X 1-1 HR		3	2	1	1	1	0	2
20 Orlando Cabrera, R (1, 4) OBP: 0.333, SLG: 0.421 83 Matt Lawson, R (8, 5)		S S S 0-3 ① K		X 0-0 30 SF9 1 1B 2B 1-3 2-H		X 0-0 30 1B 1B		X 0-0 ② G4-3		4 0	1 0	2 0	1 0	0 0	1 0	0 0
30 Chad Huffman, R (1, 7) OBP: 0.471, SLG: 0.718		X 0-0 ② G5-3		X 0-0 ② SF9 2-3 3-H		X 0-0 ② 1 G4-6-3 1B 1-2		X 0-0 ③ G5-3		3	0	1	1	0	0	0
1 Luis Valbuena, L (1, 5) OBP: 0.327, SLG: 0.522 (8, 6)		C C C 0-3 ③ K		X 0-0 3-H 1B		X 0-0 ②③ G4-6-3 1-2f			C C C 0-3 ① K	4	0	1	1	0	2	2
6 Lou Marson, R (1, 2) OBP: 0.200, SLG: 0.179 2 Paul Phillips, R (8, 2) OBP: 0.407, SLG: 0.593			X 0-0 ① P3 C C C 0-3 ③ K				X 0-0 ① P3		S S S 0-3 ② K	3 1	0 0	0 0	0 0	0 0	1 1	1 0

| Inning Stats | | | |

Cleveland Indians @ Milwaukee Brewers

Maryvale Baseball Park, Phoenix, AZ

Fri Mar 25 2011, 4:06 PM - 6:37 PM EDT

Att. 4,775 - Sunny - 70 F

BOTTOM

livebaseballscorecards.com

Batter	1	2	3	4	5	6	7	8	9	AB	R	H	RBI	BB	SO	LOB
23 Rickie Weeks Jr., R (1, 4) OBP: 0.563, SLG: 0.643	28 BB 1B	27 L4-3 HBP		1B		27 HR 1B		F8		3	1	3	1	0	0	0
63 Eric Farris, R (8, 4) OBP: 0.400, SLG: 0.531										1	0	0	0	0	0	0
27 Carlos Gómez, R (1, 8) OBP: 0.370, SLG: 0.736	F8	L4-3		F9		HR		K		4	1	1	4	0	0	5
9 Luis Alfonso Cruz, R (8, 6) OBP: 0.360, SLG: 0.447										1	0	0	0	0	1	0
8 Ryan Braun, R (1, 7) OBP: 0.342, SLG: 0.543	F8		F9		K	33 1B 1B				3	0	0	0	0	1	1
12 Brandon Boggs, S (6, 7) OBP: 0.333, SLG: 0.444										1	0	1	0	0	0	0
28 Prince Fielder, L (1, 10) OBP: 0.450, SLG: 0.606	BB		G3-1		G6-3	25 G4-6-3 1B				2	0	0	0	1	0	0
33 Wil Nieves, R (6, PH) OBP: 0.357, SLG: 0.333 (7, 10)										1	0	1	0	0	0	0
25 Mark Kotsay, L (1, 9) OBP: 0.375, SLG: 0.415	G1-3		3B		F9	G4-6-3				4	0	1	0	0	0	4
5 Lee Haydel, L (8, 9) OBP: 0.667, SLG: 0.667										0	0	0	0	0	0	0
74 Erick Almonte, R (1, 5) OBP: 0.464, SLG: 0.667		16 1B 30 1B 1B	G5-3			62 1B 30 1B 23 1B 1B	1B			4	2	3	0	0	0	1
16 George Kottaras, L (1, 2) OBP: 0.434, SLG: 0.784		30 1B 1B		HR		F8	G4-3			4	1	2	1	0	0	1
30 Craig Counsell, L (1, 6) OBP: 0.291, SLG: 0.300		23 HBP 1B		G6-3		23 1B 62 1B 27 HR 1B	G4-3			4	1	2	1	0	0	0
95 Robbie Garvey, L (8, 8)										0	0	0	0	0	0	0
62 Jeremy Reed, L (1, 3) OBP: 0.382, SLG: 0.508		F7		G4-3		23 1B 27 HR 1B		F7		4	1	1	0	0	0	2
99 Hunter Morris, L (9, 3) OBP: 0.400, SLG: 0.800										0	0	0	0	0	0	0
Inning Stats	R: 0 E: 0 K: 0 S: 4 H: 1 LOB: 2 BB: 1 P: 8	R: 1 E: 0 K: 0 S: 5 H: 3 LOB: 2 BB: 0 P: 6	R: 0 E: 0 K: 0 S: 4 H: 1 LOB: 1 BB: 0 P: 4	R: 1 E: 0 K: 0 S: 7 H: 2 LOB: 1 BB: 0 P: 9	R: 0 E: 0 K: 1 S: 5 H: 0 LOB: 0 BB: 0 P: 5	R: 5 E: 0 K: 0 S: 9 H: 7 LOB: 1 BB: 0 P: 11	R: 0 E: 0 K: 0 S: 3 H: 1 LOB: 0 BB: 0 P: 3	R: 0 E: 0 K: 1 S: 5 H: 0 LOB: 0 BB: 0 P: 5		1B: 12 2B: 1 3B: 1 HR: 2		SF: 0 SAC: 0 DP: 2 HBP: 1				

	AB	36
	R	7
	H	15
	RBI	7
	BB	1
	SO	2
	LOB	14

WP: 0 PB: 0 SB: 0 CS: 0 PA: 38

PITCHER		IP	WLS	BF	H	R	ER	SO	BB	IBB	HBP	BLK	WP	HR	S	P	ERA	WHIP
51 Mitch Talbot, R ERA: 8.61	(1, 1)	6.0	L	32	14	7	7	1	1	0	1	0	0	2	34	43	10.50	2.500
53 Rafael Perez, L ERA: 1.59	(7, 1)	1.0		3	1	0	0	0	0	0	0	0	0	0	3	3	0.00	1.000
54 Chris Perez, R ERA: 1.08	(8, 1)	1.0		3	0	0	0	1	0	0	0	0	0	0	5	5	0.00	0.000

PITCHER	IP	WLS	BF	H	R	ER	SO	BB	IBB	HBP	BLK	WP	HR	S	P	ERA	WHIP

Batter	1	2	3	4	5	6	7	8	9	AB	R	H	RBI	BB	SO	LOB
14 Mike Fontenot, L (1, 4) OBP: 0.327, SLG: 0.458 86 Brock Bond, S (8, PR) (8, 4)	F7		K 1-2		2B	FC5-4 1-2f 2-3		2B		5 0	2 0	2 0	0 0	0 0	1 0	3 0
12 Nate Schierholtz, L (1, 9) OBP: 0.311, SLG: 0.397	BB		K		1B 2-3	1B 1-3 3-H		G3 2-3		4	0	2	1	1	1	2
9 Brandon Belt, L (1, 3) OBP: 0.358, SLG: 0.532	FC3 1-2		HR 2-H		1B 2-3 3-H	BB 1-2		G3		4	1	2	3	1	0	2
33 Aaron Rowand, R (1, 8) OBP: 0.250, SLG: 0.255 90 Jarrett Parker, L (8, 8)	G4-6-3 1-2 2-3		F8		K	SF7 3-H		K		4 0	0 0	1 0	1 0	0 0	2 0	3 0
35 Travis Ishikawa, L (1, 7) OBP: 0.294, SLG: 0.244	G4-6-3 1-2f			G4-3	L6	HBP 1-2 2-3			K	4	0	0	0	0	1	5
29 Ryan Rohlinger, R (1, 5) OBP: 0.290, SLG: 0.367		G5-3		K	G3	F9			F8	5	0	0	0	0	1	5
53 Brandon Crawford, L (1, 6) OBP: 0.391, SLG: 0.222		F8		G3	1B	22 2B	F7		1B	5	1	2	0	0	0	0
22 Eli Whiteside, R (1, 2) OBP: 0.355, SLG: 0.464		K		HR 3B	HR 3-H	14 FC5-4 12 1B 1-H 2B	F7		P6	5	2	2	1	0	1	1
Roger Kieschnick, L (1, 10) OBP: 0.600, SLG: 1.250			9 WP 14 WP 9 HR 1B		HR 3-H	BB 14 FC5-4	G3-1			3	2	2	2	1	0	0

Inning Stats	1	2	3	4	5	6	7	8	9
	R: 0 E: 1 K: 0 S: 4	R: 0 E: 0 K: 1 S: 5	R: 2 E: 0 K: 2 S: 11	R: 0 E: 0 K: 1 S: 5	R: 3 E: 0 K: 1 S: 12	R: 3 E: 0 K: 0 S: 7	R: 0 E: 0 K: 0 S: 3	R: 0 E: 0 K: 1 S: 6	R: 0 E: 0 K: 1 S: 6
	H: 1 LOB: 2 BB: 1 P: 8	H: 0 LOB: 0 BB: 0 P: 5	H: 2 LOB: 0 BB: 0 P: 15	H: 0 LOB: 0 BB: 0 P: 5	H: 5 LOB: 2 BB: 0 P: 12	H: 3 LOB: 3 BB: 2 P: 16	H: 0 LOB: 0 BB: 0 P: 3	H: 1 LOB: 1 BB: 0 P: 6	H: 1 LOB: 1 BB: 0 P: 6

1B: 7 SF: 1
2B: 3 SAC: 0
3B: 1 DP: 1
HR: 2 HBP: 1

WP: 2 PA: 44
PB: 0
SB: 1
CS: 0

PITCHER		IP	WLS	BF	H	R	ER	SO	BB	IBB	HBP	BLK	WP	HR	S	P	ERA	WHIP
43 Josh Tomlin, R ERA: 4.15	(1, 1)	5.0	L	24	8	5	5	5	1	0	0	0	2	2	37	45	9.00	1.800
37 Chad Durbin, R ERA: 13.5	(6, 1)	0.1		6	3	3	3	0	2	0	0	0	0	0	5	13	81.00	15.000
53 Rafael Perez, L ERA: 1.42	(6, 1)	0.2		3	0	0	0	0	0	0	1	0	0	0	2	3	0.00	0.000
39 Justin Germano, R ERA:	(7, 1)	1.0		3	0	0	0	0	0	0	0	0	0	0	3	3	0.00	0.000
40 Jess Todd, R ERA: 1.17	(8, 1)	1.0		4	1	0	0	1	0	0	0	0	0	0	6	6	0.00	1.000

PITCHER		IP	WLS	BF	H	R	ER	SO	BB	IBB	HBP	BLK	WP	HR	S	P	ERA	WHIP
56 Frank Herrmann, R ERA: 1.86	(9, 1)	1.0		4	1	0	0	1	0	0	0	0	0	0	6	6	0.00	1.000

San Francisco Giants @ Cleveland Indians

Goodyear Ballpark, Goodyear, AZ

Sat Mar 26 2011, 10:06 PM - 1:02 AM EDT

Att. 5,891 - Clear - 72 F

TOP

livebaseballscorecards.com

AB	39
R	8
H	13
RBI	8
BB	3
SO	7
LOB	21

Batter	1	2	3	4	5	6	7	8	9	AB	R	H	RBI	BB	SO	LOB
24 Grady Sizemore, L (1, 8) OBP: 0.143, SLG: 0.286	L7		G3		48 BB 2B		G5-3		G5-3 1-2	3	0	1	0	0	0	0
30 Chad Huffman, R (5, PR) OBP: 0.453, SLG: 0.683 (6, 9)										2	0	0	0	0	0	1
13 Asdrúbal Cabrera, S (1, 6) OBP: 0.463, SLG: 0.667	17 HR 1B		G4-3		F9		G3-1		K	4	1	1	0	0	0	1
86 Juan Diaz, L (8, 6) OBP: 0.143, SLG: 0.214										1	0	0	0	0	1	1
17 Shin-Soo Choo, L (1, 9) OBP: 0.400, SLG: 0.471	1-H HR		K		48 BB BB		G6-3		2-H 1B	2	1	1	2	1	1	0
47 Shelley Duncan, R (6, 7) OBP: 0.318, SLG: 0.429										2	0	1	1	0	0	0
41 Carlos Santana, S (1, 3) OBP: 0.347, SLG: 0.556	G3-1			HR	F8			83 FC6-4 48 BB 28 WP 1B	F8	3	1	1	1	0	0	2
1 Luis Valbuena, L (8, 5) OBP: 0.333, SLG: 0.521										2	1	1	0	0	0	1
48 Travis Hafner, L (1, 10) OBP: 0.411, SLG: 0.438	K			G1-3	1-2 2-3 BB			1-2 83 FC6-4 BB		2	0	0	0	2	1	0
20 Orlando Cabrera, R (1, 4) OBP: 0.311, SLG: 0.390		K		L7	G1-3			FC6-4 28 WP 1-2f 2-3		3	0	0	0	0	1	3
83 Matt Lawson, R (8, 4)										1	0	0	0	0	0	2
28 Travis Buck, L (1, 7) OBP: 0.456, SLG: 0.731 (6, 8)		K		2 1B HBP		F8		22 G6-4-3 1-2 3-H BB		2	0	0	0	1	1	0
2 Paul Phillips, R (1, 2) OBP: 0.433, SLG: 0.586	BB		1-3 1B		G5-3			G6-4-3 1-2f		2	0	1	0	1	0	0
22 Luke Carlin, S (8, 2) OBP: 0.227, SLG: 0.300										1	0	0	0	0	0	2
9 Jack Hannahan, L (1, 5) OBP: 0.464, SLG: 0.479 (8, 3)		K		P2	L6				30 G5-3 47 1B 1B	4	1	1	0	0	1	3
Inning Stats	R: 2 H: 2 E: 0 LOB: 0 K: 1 BB: 0 S: 8 P: 9	R: 0 H: 0 E: 0 LOB: 1 K: 3 BB: 1 S: 9 P: 13	R: 0 H: 0 E: 0 LOB: 0 K: 1 BB: 0 S: 5 P: 5	R: 1 H: 2 E: 0 LOB: 2 K: 0 BB: 0 S: 5 P: 7	R: 0 H: 1 E: 0 LOB: 3 K: 0 BB: 2 S: 4 P: 12	R: 0 H: 0 E: 0 LOB: 0 K: 0 BB: 0 S: 3 P: 3	R: 0 H: 0 E: 0 LOB: 0 K: 0 BB: 0 S: 3 P: 3	R: 1 H: 1 E: 0 LOB: 1 K: 0 BB: 2 S: 3 P: 11	R: 1 H: 2 E: 0 LOB: 1 K: 1 BB: 0 S: 7 P: 7	1B: 5 SF: 0 2B: 1 SAC: 0 3B: 0 DP: 1 HR: 2 HBP: 1						

PITCHER	IP	WLS	BF	H	R	ER	SO	BB	IBB	HBP	BLK	WP	HR	S	P	ERA	WHIP
32 Ryan Vogelsong, R (1, 1) ERA: 3.54	4.2	W	23	5	3	3	5	3	0	1	0	0	2	30	45	5.79	1.714
92 Ronnie Ray, R (5, 1) ERA:	0.1	H	1	0	0	0	0	0	0	0	0	0	0	1	1	0.00	0.000
37 Jeff Suppan, R (6, 1) ERA: 5.5	4.0	S	16	3	2	2	1	2	0	0	0	1	0	16	24	4.50	1.250

PITCHER	IP	WLS	BF	H	R	ER	SO	BB	IBB	HBP	BLK	WP	HR	S	P	ERA	WHIP

BOTTOM

San Francisco Giants @ Cleveland Indians

Goodyear Ballpark, Goodyear, AZ

Sat Mar 26 2011, 10:06 PM - 1:02 AM EDT

Att. 5,891 - Clear - 72 F

livebaseballscorecards.com

AB	34
R	5
H	8
RBI	4
BB	5
SO	6
LOB	16

Batter	1	2	3	4	5	6	7	8	9	AB	R	H	RBI	BB	SO	LOB
23 Michael Brantley, L (1, 8) OBP: 0.316, SLG: 0.370	F9	1-3 2-H 3-H 2B		FC6-4 1-2f		FC4 1-2f		FC2-5 17 2B 1-2 2-3f	K 1-3 3-H	6	1	1	2	0	1	7
12 Jayson Nix, R (1, 5) OBP: 0.300, SLG: 0.294 83 Matt Lawson, R (8, 5) OBP: 1.000, SLG: 1.000	41 BB HBP	K			F8		48 F8 17 1B 1B	K		4	0	1	0	0	2	4
										0	0	0	0	0	0	0
17 Shin-Soo Choo, L (1, 9) OBP: 0.400, SLG: 0.482	F8		G3		F9		26 BB 1-2 1B	41 2B 1-H 2-H 2B		5	1	2	2	0	0	1
41 Carlos Santana, S (1, 2) OBP: 0.352, SLG: 0.551 6 Lou Marson, R (8, 2) OBP: 0.200, SLG: 0.179	48 PO 1-2 BB		K		K		K	2B 2-H		4	0	1	1	1	3	2
										0	0	0	0	0	0	0
48 Travis Hafner, L (1, 10) OBP: 0.377, SLG: 0.396	PO 1-2	G3-1	G3		K		F8 2-3	F9		5	0	0	0	0	1	4
26 Austin Kearns, R (1, 7) OBP: 0.404, SLG: 0.475 30 Chad Huffman, R (8, 7) OBP: 0.444, SLG: 0.667		8 HBP BB 23 2B 1B		8 E 1B		1B 1B	BB 1-2		F8	3	1	3	0	1	0	0
										1	0	0	0	0	0	0
7 Matt LaPorta, R (1, 3) OBP: 0.220, SLG: 0.370		K		K		K	P3		F9	5	0	0	0	0	3	6
Luis Valbuena, L (1, 4) OBP: 0.362, SLG: 0.520 85 Karexon Sanchez, S (8, 4) OBP: 1.000, SLG: 1.000		8 HBP 23 2B 1-2 BB		F8		23 FC4 1-2 1B		23 FC2-5 8 BB BB	86 1B 23 WP 1B	2	1	1	0	2	0	1
										1	1	1	0	0	0	0
8 Adam Everett, R (1, 6) OBP: 0.426, SLG: 0.308 86 Juan Diaz, L (8, 6) OBP: 0.200, SLG: 0.267		23 2B 1-2 2-3 HBP		E6 23 FC6-4 1-2		P5		23 FC2-5 17 2B 1-2 BB	23 E 1-3 1B	2	1	0	0	1	0	3
										1	0	1	0	0	0	0
Inning Stats	R: 0 E: 0 K: 0 S: 2 H: 0 LOB: 1 BB: 1 P: 8	R: 2 E: 0 K: 2 S: 9 H: 2 LOB: 2 BB: 1 P: 14	R: 0 E: 0 K: 1 S: 5 H: 0 LOB: 0 BB: 0 P: 5	R: 0 E: 1 K: 1 S: 7 H: 1 LOB: 2 BB: 0 P: 7	R: 0 E: 1 K: 2 S: 8 H: 0 LOB: 1 BB: 0 P: 8	R: 0 E: 0 K: 1 S: 7 H: 2 LOB: 2 BB: 0 P: 7	R: 0 E: 0 K: 1 S: 7 H: 2 LOB: 3 BB: 1 P: 11	R: 3 E: 0 K: 1 S: 7 H: 2 LOB: 1 BB: 2 P: 15	R: 1 E: 0 K: 1 S: 7 H: 2 LOB: 1 BB: 0 P: 8	1B: 8 2B: 3 3B: 0 HR: 0	SF: 0 SAC: 0 DP: 0 HBP: 2						

PITCHER		IP	WLS	BF	H	R	ER	SO	BB	IBB	HBP	BLK	WP	HR	S	P	ERA	WHIP
58 Chad Billingsley, R ERA: 3.75	(1, 1)	3.0	L	14	2	2	2	3	2	0	2	0	0	0	16	27	6.00	1.333
36 Blake Hawksworth, R ERA: 2.61	(4, 1)	2.0		9	1	0	0	3	0	0	0	0	0	0	15	15	0.00	0.500
94 Allen Webster, R ERA:	(6, 1)	1.0		5	2	0	0	1	0	0	0	0	0	0	7	7	0.00	2.000
95 Nathan Eovaldi, R ERA: 12.27	(7, 1)	2.0		13	4	3	3	2	3	0	0	0	0	0	14	26	13.50	3.500
96 Merkin Valdez, R ERA: 3.0	(9, 1)	1.0		5	2	1	1	1	0	0	0	0	1	0	7	8	9.00	2.000

PITCHER	IP	WLS	BF	H	R	ER	SO	BB	IBB	HBP	BLK	WP	HR	S	P	ERA	WHIP

TOP

Cleveland Indians @ Los Angeles Dodgers

Camelback Ranch, Glendale, AZ

Sun Mar 27 2011, 4:07 PM - 7:08 PM EDT

Att. 9,043 - Sunny - 71 F

livebaseballscorecards.com

AB	39
R	6
H	11
RBI	5
BB	5
SO	10
LOB	28

1B: 8	SF: 0	WP: 1	PA: 47	
2B: 3	SAC: 0	PB: 0		
3B: 0	DP: 0	SB: 0		
HR: 0	HBP: 2	CS: 0		

Cleveland Indians @ Los Angeles Dodgers

Camelback Ranch, Glendale, AZ

Sun Mar 27 2011, 4:07 PM - 7:08 PM EDT

Att. 9,043 - Sunny - 71 F

BOTTOM

Batter	1	2	3	4	5	6	7	8	9	AB	R	H	RBI	BB	SO	LOB
6 Aaron Miles, S (1, 5) OBP: 0.373, SLG: 0.571	0-0 13 G4-6-3 1B									2	0	2	0	0	0	0
87 Christian Lara, S (4, 4) OBP: 0.250, SLG: 0.250										2	0	1	0	0	1	0
87 Elian Herrera, S (9, PH) OBP: 0.222, SLG: 0.333			1-2 1B		2-H 1B			0-2 K	0-0 F9	1	0	0	0	0	0	3
13 Iván De Jesús Jr., R (1, 4) OBP: 0.351, SLG: 0.358	0-0 G4-6-3		0-3 K		0-0 G4-3			0-0 49 G1-3 2B		2	0	0	0	0	1	3
36 Blake Hawksworth, R (4, 1)										0	0	0	0	0	0	0
89 Rafael Ynoa, S (5, PH)										1	0	0	0	0	0	1
94 Allen Webster, R (6, 1)										0	0	0	0	0	0	0
Pedro Báez, R (7, 5) OBP: 0.500, SLG: 0.600	1-2f									1	0	1	0	0	0	0
16 Andre Ethier, L (1, 9) OBP: 0.323, SLG: 0.390	0-3 K			0-0 G6-3		0-0 G3		0-0 G1-3		1	0	0	0	0	1	0
10 Tony Gwynn Jr., L (2, 9) OBP: 0.340, SLG: 0.348								2-3		1	0	0	0	0	0	0
(3, 8)																
49 Trent Oeltjen, L (5, 8) OBP: 0.429, SLG: 0.560										2	0	0	0	0	0	1
90 Kyle Russell, L (9, 8) OBP: 0.500, SLG: 0.667										0	0	0	0	0	0	0
27 Matt Kemp, R (1, 8) OBP: 0.323, SLG: 0.639		0-0 G5-3		0-0 F7		0-3 K		0-0 F9		1	0	0	0	0	0	0
35 Gabe Kapler, R (3, 9) OBP: 0.302, SLG: 0.415										1	0	0	0	0	0	0
68 Jerry Sands, R (5, 9) OBP: 0.394, SLG: 0.607										2	0	0	0	0	1	1
7 James Loney, L (1, 3) OBP: 0.309, SLG: 0.302		0-0 F7		0-0 1B		0-0 G4-3			4-0 99 BB 77 1B BB	3	0	1	0	0	0	0
95 Nathan Eovaldi, R (7, 1)										0	0	0	0	0	0	0
96 Merkin Valdez, R (9, 1)										0	0	0	0	0	0	0
91 Wilberto Ortiz, R (9, PH) OBP: 1.000, SLG: 1.000										0	0	0	0	1	0	0
3 Xavier Paul, L (1, 7) OBP: 0.278, SLG: 0.451		0-0 G6-3		0-0 F9			0-0 G3		0-0 P6	2	0	0	0	0	0	1
93 Angelo Songco, L (5, 7) OBP: 0.250, SLG: 0.250										2	0	0	0	0	0	1
17 A.J. Ellis, R (1, 2) OBP: 0.229, SLG: 0.250			0-0 F8		0-0 B1-3		0-0 G5-3		0-0 99 BB 1-2 1B	1	0	0	0	0	0	0
9 Hector Gimenez, S (4, 2) OBP: 0.333, SLG: 0.558										2	0	0	0	0	0	0
77 JD Closser, S (8, 2) OBP: 0.154, SLG: 0.083										1	0	1	0	0	0	0
14 Jamey Carroll, R (1, 6) OBP: 0.351, SLG: 0.226			0-0 G6-3		87 E 2B		4-0 BB		4-0 1-2 2-3 BB	1	0	0	0	0	0	0
98 Corey Smith, R (4, 5) OBP: 0.714, SLG: 1.400										1	1	1	0	1	0	0
(7, 3)																
99 Austin Gallagher, L (9, PH)										0	0	0	0	1	0	0
58 Chad Billingsley, R (1, 1)			4-0 6 1B BB		0-3 K		0-3 K		0-3 K	0	0	0	0	0	0	0
13 Juan Castro, R (3, PH) OBP: 0.444, SLG: 0.531										1	0	0	0	1	1	1
(4, 6)																
Jake Lemmerman, R (6, 6) OBP: 0.200, SLG: 0.400										2	0	0	0	0	2	4
Inning Stats	R: 0 E: 0 K: 1 S: 5 H: 1 LOB: 0 BB: 0 P: 5	R: 0 E: 0 K: 0 S: 3 H: 0 LOB: 0 BB: 0 P: 3	R: 0 E: 0 K: 1 S: 6 H: 1 LOB: 2 BB: 1 P: 10	R: 0 E: 0 K: 0 S: 4 H: 1 LOB: 1 BB: 0 P: 4	R: 1 E: 1 K: 1 S: 7 H: 2 LOB: 1 BB: 0 P: 7	R: 0 E: 0 K: 1 S: 5 H: 0 LOB: 0 BB: 0 P: 5	R: 0 E: 0 K: 1 S: 5 H: 0 LOB: 1 BB: 1 P: 9	R: 0 E: 0 K: 1 S: 6 H: 1 LOB: 1 BB: 0 P: 6	R: 0 E: 0 K: 1 S: 6 H: 1 LOB: 3 BB: 2 P: 14	1B: 5 2B: 2 3B: 0 HR: 0	SF: 0 SAC: 0 DP: 1 HBP: 0						

livebaseballscorecards.com

AB	33
R	1
H	7
RBI	0
BB	4
SO	7
LOB	16

WP: 0 PB: 0 SB: 0 CS: 0 PA: 37

PITCHER		IP	WLS	BF	H	R	ER	SO	BB	IBB	HBP	BLK	WP	HR	S	P	ERA	WHIP
55 Roberto Hernandez, R ERA: 3.72	(1, 1)	5.0	W	20	5	1	0	3	1	0	0	0	0	0	25	29	0.00	1.200
91 Scott Barnes, L ERA:	(6, 1)	2.0	H	7	0	0	0	2	1	0	0	0	0	0	10	14	0.00	0.500
49 Tony Sipp, L ERA: 0.93	(8, 1)	1.0		4	1	0	0	1	0	0	0	0	0	0	6	6	0.00	1.000
52 Vinnie Pestano, R ERA: 1.17	(9, 1)	1.0		6	1	0	0	1	2	0	0	0	0	0	6	14	0.00	3.000

PITCHER		IP	WLS	BF	H	R	ER	SO	BB	IBB	HBP	BLK	WP	HR	S	P	ERA	WHIP

Chicago Cubs @ Cleveland Indians

Goodyear Ballpark, Goodyear, AZ

Mon Mar 28 2011, 4:07 PM - 6:34 PM EDT

Att. 4,456 - Sunny - 73 F

TOP

Batter	1	2	3	4	5	6	7	8	9	AB	R	H	RBI	BB	SO	LOB
1 Kosuke Fukudome, L (1, 9) OBP: 0.338, SLG: 0.196	B X 1-0 G4-3		X 0-0 F7			S C C 0-3 K		X 0-0 G4-3		4	0	0	0	0	1	0
62 Marcos Mateo, R (8, 1)										0	0	0	0	0	0	0
13 Starlin Castro, R (1, 6) OBP: 0.373, SLG: 0.609	X 0-0 L4			X 0-0 16 1B 1B		X 0-0 G6-3			X 0-0 F9	4	0	1	0	0	0	0
24 Marlon Byrd, R (1, 8) OBP: 0.477, SLG: 0.586	X 0-0 G5-3			S S S 0-3 K			X 0-0 F9		H 1-0 16 BB 22 2B HBP	3	0	0	0	0	1	1
43 John Grabow, L (7, 1)										0	0	0	0	0	0	0
21 Tyler Colvin, L (8, 9) OBP: 0.338, SLG: 0.484										0	1	0	0	0	0	0
16 Aramis Ramirez, R (1, 5) OBP: 0.404, SLG: 0.431		X 0-0 P3		X 0-0 22 G4-6-3 1-2 1B			X 0-0 22 FC3-5 1B		B B B B 4-0 22 2B 12 WP 1-2 BB	3	1	2	0	1	0	0
22 Carlos Pena, L (1, 3) OBP: 0.333, SLG: 0.421		X 0-0 HR		X 0-0 G4-6-3 1-2f			X 0-0 FC3-5 12 1B 1-2f		X 0-0 12 WP 1-3 2-H 2B	4	1	2	2	0	0	3
63 James Adduci, L (9, PR) OBP: 0.333, SLG: 0.250										0	0	0	0	0	0	0
12 Alfonso Soriano, R (1, 7) OBP: 0.242, SLG: 0.426		X 0-0 G4-3			X 0-0 G6-3		X 0-0 15 FC5-4 1-3 1B		B S S S 1-3 K 2-3 3-H	4	0	1	0	0	1	1
15 Darwin Barney, R (1, 4) OBP: 0.400, SLG: 0.440		X 0-0 G3			X 0-0 G6-3		X 0-0 FC5-4 1-2f		B B B B 4-0 55 HBP BB	3	0	0	0	1	0	2
55 Koyie Hill, S (1, 2) OBP: 0.139, SLG: 0.063			X 0-0 G3		S S S 0-3 K			C C C 0-3 K	H 1-0 1-2 HBP	3	0	0	0	0	2	0
38 Carlos Zambrano, S (1, 1) OBP: 0.167, SLG: 0.333			S S S 0-3 K			S C S 0-3 K		X 0-0 G5-3	C S S 0-3 K	1	0	0	0	0	1	0
93 Michael Burgess, L (6, PH)										1	0	0	0	0	1	0
60 Chris Carpenter, R (6, 1)										0	0	0	0	0	0	0
5 Reed Johnson, R (7, 8) OBP: 0.275, SLG: 0.362										2	0	0	0	0	1	3
Inning Stats	R: 0 E: 0 K: 0 S: 3 H: 0 LOB: 0 BB: 0 P: 4	R: 1 E: 0 K: 0 S: 4 H: 1 LOB: 0 BB: 0 P: 4	R: 0 E: 0 K: 1 S: 5 H: 0 LOB: 0 BB: 0 P: 5	R: 0 E: 0 K: 1 S: 6 H: 2 LOB: 1 BB: 0 P: 6	R: 0 E: 0 K: 1 S: 5 H: 0 LOB: 0 BB: 0 P: 5	R: 0 E: 0 K: 2 S: 7 H: 0 LOB: 0 BB: 0 P: 7	R: 0 E: 0 K: 0 S: 5 H: 2 LOB: 2 BB: 0 P: 5	R: 0 E: 0 K: 1 S: 5 H: 0 LOB: 0 BB: 0 P: 5	R: 2 E: 0 K: 2 S: 8 H: 1 LOB: 3 BB: 2 P: 19	1B: 4 2B: 1 3B: 0 HR: 1 SF: 0 SAC: 0 DP: 1 HBP: 2						

livebaseballscorecards.com

	AB	32
	R	3
	H	6
	RBI	2
	BB	2
	SO	8
	LOB	10

WP: 1 PB: 0 SB: 0 CS: 0 PA: 36

PITCHER		IP	WLS	BF	H	R	ER	SO	BB	IBB	HBP	BLK	WP	HR	S	P	ERA	WHIP
59 Carlos Carrasco, R ERA: 5.96	(1, 1)	6.0	W	20	3	1	1	5	0	0	0	0	0	1	30	31	1.50	0.500
39 Justin Germano, R ERA:	(7, 1)	1.0	H	5	2	0	0	0	0	0	0	0	0	0	5	5	0.00	2.000
56 Frank Herrmann, R ERA: 1.69	(8, 1)	1.0	H	3	0	0	0	1	0	0	0	0	0	0	5	5	0.00	0.000
54 Chris Perez, R ERA: 3.0	(9, 1)	0.2	H	6	1	2	2	1	2	0	1	0	1	0	5	15	27.00	4.500
52 Vinnie Pestano, R ERA: 1.13	(9, 1)	0.1	S	2	0	0	0	1	0	0	1	0	0	0	3	4	0.00	0.000

PITCHER	IP	WLS	BF	H	R	ER	SO	BB	IBB	HBP	BLK	WP	HR	S	P	ERA	WHIP

Batter	1	2	3	4	5	6	7	8	9	AB	R	H	RBI	BB	SO	LOB
24 Grady Sizemore, L (1, 10) OBP: 0.250, SLG: 0.200	G3-1		BB: 13 CS		FC6-4: 28 WP; 13 1B; 41 BB; 1-2f	BB: 13 S		G4-3		3	1	0	0	2	0	2
13 Asdrúbal Cabrera, S (1, 6) OBP: 0.448, SLG: 0.635	K		K; 1-2		41 BB; 28 WP; 26 FC6-4; 1-2	F7; 1-2				4	1	1	0	0	2	3
90 Kyle Bellows, R (8, 5)										0	0	0	0	0	0	0
28 Travis Buck, L (1, 9) OBP: 0.475, SLG: 0.717	P6			BB: 41 BB; 20 2B	BB: 26 FC6-4; 41 BB; 1-2; 2-3		HBP: 26 G6-4-3; 41 BB			1	1	0	0	2	0	0
(9, 8)																
41 Carlos Santana, S (1, 2) OBP: 0.397, SLG: 0.560		1B: 20 F9; 26 1B; 7 SF8		BB: 20 2B; 1-2	BB: 26 FC6-4; 1-2; 2-3; 3-H		BB: 26 G6-4-3; 1-2			1	1	1	1	3	0	0
26 Austin Kearns, R (1, 7) OBP: 0.392, SLG: 0.455		1B: 1-2		F8	FC6-4; 1-2f; 2-3; 3-H		G6-4-3; 1-2f; 2-3			4	0	1	1	0	0	6
(9, 9)																
20 Orlando Cabrera, R (1, 4) OBP: 0.306, SLG: 0.400		F9; 2-3		2B: 1-3; 2-H	F8		G1-3			4	0	1	1	0	0	5
7 Matt LaPorta, R (1, 3) OBP: 0.226, SLG: 0.375		SF8; 3-H		L6		1B: 23 G5-3		K		2	0	1	1	0	0	2
35 Jordan Brown, L (8, 3) OBP: 0.276, SLG: 0.333										1	0	0	0	0	1	0
9 Jack Hannahan, L (1, 5) OBP: 0.448, SLG: 0.460		F8		G4-3		K		P4		2	0	0	0	0	0	3
8 Adam Everett, R (6, PH) OBP: 0.408, SLG: 0.293										2	0	0	0	0	1	1
(7, 5)																
(8, 6)																
23 Michael Brantley, L (1, 8) OBP: 0.300, SLG: 0.351			G1-3		E6; 24 FC6-4	G5-3; 1-3		1B		3	0	0	0	0	0	1
90 Bo Greenwell, L (8, PH) OBP: 0.500, SLG: 0.500										1	0	1	0	0	0	0
(9, 7)																
Inning Stats	R: 0 E: 0 K: 1 S: 5 H: 0 LOB: 0 BB: 0 P: 5	R: 1 E: 0 K: 0 S: 5 H: 2 LOB: 1 BB: 0 P: 5	R: 0 E: 0 K: 1 S: 4 H: 0 LOB: 1 BB: 1 P: 8	R: 1 E: 0 K: 0 S: 4 H: 1 LOB: 2 BB: 2 P: 12	R: 2 E: 1 K: 0 S: 5 H: 1 LOB: 2 BB: 2 P: 13	R: 0 E: 0 K: 1 S: 6 H: 1 LOB: 2 BB: 1 P: 11	R: 0 E: 0 K: 0 S: 2 H: 0 LOB: 1 BB: 1 P: 7	R: 0 E: 0 K: 1 S: 6 H: 1 LOB: 1 BB: 0 P: 6		1B: 5 2B: 2 3B: 0 HR: 0	SF: 1 SAC: 0 DP: 2 HBP: 1					

PITCHER	IP	WLS	BF	H	R	ER	SO	BB	IBB	HBP	BLK	WP	HR	S	P	ERA	WHIP
38 Carlos Zambrano, R (1, 1) ERA: 3.97	5.0	L	24	4	4	2	2	5	0	0	0	1	0	23	43	3.60	1.800
60 Chris Carpenter, R (6, 1) ERA: 1.93	1.0		5	1	0	0	1	1	0	0	0	0	0	6	11	0.00	2.000
43 John Grabow, L (7, 1) ERA: 2.57	1.0		4	0	0	0	0	1	0	1	0	0	0	2	7	0.00	1.000
62 Marcos Mateo, R (8, 1) ERA: 1.13	1.0		4	1	0	0	1	0	0	0	0	0	0	6	6	0.00	1.000

PITCHER	IP	WLS	BF	H	R	ER	SO	BB	IBB	HBP	BLK	WP	HR	S	P	ERA	WHIP

BOTTOM

Chicago Cubs @ Cleveland Indians

Goodyear Ballpark, Goodyear, AZ

Mon Mar 28 2011, 4:07 PM - 6:34 PM EDT

Att. 4,456 - Sunny - 73 F

livebaseballscorecards.com

AB	28
R	4
H	6
RBI	4
BB	7
SO	4
LOB	23

Batter	1	2	3	4	5	6	7	8	9	AB	R	H	RBI	BB	SO	LOB
6 Drew Stubbs, R (1, 8) OBP: 0.306, SLG: 0.397	K	G4-3			E6 4 G3-1 19 1B		G3-1 2-3	43 BB 1-2 HBP		3	1	0	0	0	1	1
88 Felix Perez, L (6, 8) OBP: 0.500, SLG: 0.455										1	0	0	0	0	0	1
4 Brandon Phillips, R (1, 4) OBP: 0.407, SLG: 0.510	27 1B 32 1B 1B	G4-3			G3-1 1-2		F7	BBBB 1-2 2-3 BB		3	1	1	0	0	0	1
43 Miguel Cairo, R (6, 4) OBP: 0.349, SLG: 0.289										1	0	0	0	1	0	1
19 Joey Votto, L (1, 3) OBP: 0.379, SLG: 0.510	K	G4-3			27 CS 2-H 1B			25 1B 2B	K	3	0	1	1	0	1	1
83 Mike Costanzo, L (6, 3) OBP: 0.364, SLG: 0.727										2	1	1	0	0	1	3
27 Scott Rolen, R (1, 5) OBP: 0.255, SLG: 0.326	32 1B 1-3 1B		BBBB		BCCC 1-2			28 1B 88 1B 28 E 2-H 1B	SSS K	2	0	1	0	1	1	1
25 Juan Francisco, L (6, 5) OBP: 0.344, SLG: 0.579			BB							2	1	1	1	0	1	0
32 Jay Bruce, L (1, 9) OBP: 0.370, SLG: 0.490	1-2 3-H 1B	G4-3				G3-1		28 E 7 FC5-4 1-2 1B	SSS K	3	0	1	1	0	0	1
88 Denis Phipps, R (6, 9) OBP: 0.333, SLG: 0.200										2	1	1	0	0	1	0
31 Jonny Gomes, R (1, 7) OBP: 0.273, SLG: 0.580	K		BCX HR			G1-3		E4 7 FC5-4 1-3 2-H 1B	BBBB 7 BB 29 1B BB	2	1	1	1	0	1	2
28 Chris Heisey, R (6, PH) OBP: 0.404, SLG: 0.731										2	1	1	0	1	0	0
(6, 7)																
16 Edgar Renteria, R (1, 6) OBP: 0.381, SLG: 0.436		G5-3		CCC K		B2-3		FC5-4 29 S 1-2f 3-H 1B	BBBB 29 1B 1-2 BB	2	0	0	0	0	1	0
7 Paul Janish, R (6, PH) OBP: 0.314, SLG: 0.306										2	1	0	1	1	0	1
(6, 6)																
55 Ramon Hernandez, R (1, 2) OBP: 0.267, SLG: 0.370		G6-3		G3			88 G3-1 61 SH2-3 1B	BSSS 1-3 K 1-2	1-2 2-H 1B	2	0	0	0	0	0	0
29 Ryan Hanigan, R (6, 2) OBP: 0.375, SLG: 0.405										3	0	2	1	0	1	1
61 Bronson Arroyo, R (1, 1) OBP: 0.500, SLG: 0.500										2	0	1	0	0	1	0
45 Bill Bray, L (7, 1)										0	0	0	0	0	0	0
Jake Kahaulelio, R (8, PH) OBP: 1.000, SLG: 1.000										1	0	1	1	0	0	0
66 Logan Ondrusek, R (8, 1)										0	0	0	0	0	0	0
54 Aroldis Chapman, L (8, 1) OBP: 1.000, SLG: 1.000										0	0	0	0	0	0	0
86 David Cook, R (9, PH)										1	0	0	0	0	0	2
69 Jerry Gil, R (9, 1)										0	0	0	0	0	0	0
Inning Stats	R: 1 E: 0 K: 3 S: 12 H: 3 LOB: 2 BB: 0 P: 12	R: 0 E: 0 K: 0 S: 4 H: 1 LOB: 1 BB: 0 P: 4	R: 0 E: 0 K: 0 S: 3 H: 0 LOB: 1 BB: 1 P: 7	R: 1 E: 0 K: 2 S: 9 H: 1 LOB: 0 BB: 0 P: 10	R: 1 E: 1 K: 1 S: 6 H: 1 LOB: 0 BB: 0 P: 7	R: 0 E: 0 K: 0 S: 3 H: 0 LOB: 0 BB: 0 P: 3	R: 0 E: 0 K: 0 S: 4 H: 1 LOB: 1 BB: 0 P: 4	R: 4 E: 1 K: 2 S: 12 H: 5 LOB: 3 BB: 1 P: 18	R: 1 E: 0 K: 2 S: 8 H: 1 LOB: 2 BB: 2 P: 16	1B: 11 2B: 1 3B: 0 HR: 1	SF: 0 SAC: 1 DP: 0 HBP: 1						

PITCHER		IP	WLS	BF	H	R	ER	SO	BB	IBB	HBP	BLK	WP	HR	S	P	ERA	WHIP
63 Justin Masterson, R ERA: 5.4	(1, 1)	5.0	L	22	6	3	2	6	1	0	0	0	0	1	34	40	3.60	1.400
Jess Todd, R ERA: 0.93	(6, 1)	2.0		7	1	0	0	0	0	0	0	0	0	0	7	7	0.00	0.500
53 Rafael Perez, L ERA: 6.75	(8, 1)	0.1		5	4	4	4	0	0	0	0	0	0	0	5	5	108.00	12.000
37 Chad Durbin, R ERA: 11.57	(8, 1)	0.2		5	1	0	0	2	1	0	1	0	0	0	7	13	0.00	3.000
Eric Berger, L ERA: 9.0	(9, 1)	1.0		6	1	1	1	2	2	0	0	0	0	0	8	16	9.00	3.000

PITCHER	IP	WLS	BF	H	R	ER	SO	BB	IBB	HBP	BLK	WP	HR	S	P	ERA	WHIP

TOP

Cincinnati Reds @ Cleveland Indians

Goodyear Ballpark, Goodyear, AZ

Tue Mar 29 2011, 3:08 PM - 5:44 PM EDT

Att. 4,108 - Sunny - 73 F

livebaseballscorecards.com

AB	39
R	8
H	13
RBI	7
BB	4
SO	10
LOB	16

1B: 11	SF: 0	WP: 0	PA: 45
2B: 1	SAC: 1	PB: 0	
3B: 0	DP: 0	SB: 1	
HR: 1	HBP: 1	CS: 1	

Cincinnati Reds @ Cleveland Indians

Goodyear Ballpark, Goodyear, AZ

Tue Mar 29 2011, 3:08 PM - 5:44 PM EDT

Att. 4,108 - Sunny - 73 F

livebaseballscorecards.com

BOTTOM

Batter	1	2	3	4	5	6	7	8	9	AB	R	H	RBI	BB	SO	LOB
17 Shin-Soo Choo, L (1, 9) OBP: 0.412, SLG: 0.593	B B B C X 3-1 HR	X 0-0 E4 1-3			B B C C X 2-2 HR		S S S 0-3 ③ K			3	2	2	2	0	0	1
John Drennen, L (6, 9)										1	0	0	0	0	1	0
13 Asdrúbal Cabrera, S (1, 6) OBP: 0.426, SLG: 0.600	X 0-0 ① F9	X 0-0 ③ F8			C C C 0-3 ② K			H 1-0 84 2B 35 SF8 HBP		3	0	0	0	0	1	2
85 Karexon Sanchez, S (6, 4) OBP: 1.000, SLG: 1.000										0	1	0	0	0	0	0
28 Travis Buck, L (1, 8) OBP: 0.469, SLG: 0.696	X 0-0 ② L5		X 0-0 ① F8		X 0-0 1B			X 0-0 22 G5-3 1-3 2B		3	0	1	0	0	0	0
84 Tim Fedroff, L (8, PH) OBP: 0.500, SLG: 2.000 (9, 8)										1	0	1	0	0	0	0
47 Shelley Duncan, R (1, 7) OBP: 0.319, SLG: 0.422	X 0-0 48 2B 1B		X 0-0 ② F8		X 0-0 ③ G5-3			X 0-0 ① SF8 3-H		3	0	1	0	0	0	1
35 Jordan Brown, L (7, 7) OBP: 0.267, SLG: 0.333										0	0	0	1	0	0	0
48 Travis Hafner, L (1, 10) OBP: 0.391, SLG: 0.429	X 0-0		X 0-0 ③ F8			X 0-0 9 G6-3 1B		X 0-0 ② G5-3 2-3		3	0	2	0	0	0	0
22 Luke Carlin, S (8, PH) OBP: 0.217, SLG: 0.286 (9, 10)	1-3 2B									1	0	0	0	0	0	1
7 Matt LaPorta, R (1, 3) OBP: 0.215, SLG: 0.356	S S S 0-3 ③ K			X 0-0 ① G6-3		X 0-0 ① F8		X 0-0 ③ P6		3	0	0	0	0	1	3
88 Matt McBride, R (7, 3) OBP: 0.188, SLG: 0.250										1	0	0	0	0	0	1
9 Jack Hannahan, L (1, 5) OBP: 0.426, SLG: 0.434		X 0-0 ① L1		X 0-0 ② P5		X 0-0 ② ③ G6-3 1-2f			X 0-0 ① F9	3	0	0	0	0	0	1
83 Matt Lawson, R (7, 5)										1	0	0	0	0	0	0
8 Adam Everett, R (1, 4) OBP: 0.377, SLG: 0.267 (6, 6)		X 0-0 ② F9		X 0-0 ③ F7			X 0-0 ① F8		C C C 0-3 ② K	4	0	0	0	0	1	0
6 Lou Marson, R (1, 2) OBP: 0.219, SLG: 0.172		B B B 4-0 17 E BB			S S S 0-3 ① K		S S S 0-3 ② K		S S S 0-3 ③ K	1	0	0	0	1	1	0
2 Paul Phillips, R (7, 2) OBP: 0.406, SLG: 0.548										2	0	0	0	0	2	0

Inning Stats	1	2	3	4	5	6	7	8	9
	R: 1 H: 3 E: 0 LOB: 2 K: 1 BB: 0 S: 9 P: 12	R: 0 H: 0 E: 1 LOB: 2 K: 0 BB: 1 S: 4 P: 8	R: 0 H: 0 E: 0 LOB: 0 K: 0 BB: 0 S: 3 P: 3	R: 0 H: 0 E: 0 LOB: 0 K: 0 BB: 0 S: 3 P: 3	R: 1 H: 2 E: 0 LOB: 1 K: 2 BB: 0 S: 11 P: 13	R: 0 H: 1 E: 0 LOB: 0 K: 0 BB: 0 S: 3 P: 3	R: 0 H: 0 E: 0 LOB: 0 K: 2 BB: 0 S: 7 P: 7	R: 1 H: 1 E: 0 LOB: 1 K: 0 BB: 0 S: 4 P: 5	R: 0 H: 0 E: 0 LOB: 0 K: 2 BB: 0 S: 7 P: 7

1B: 3 SF: 1
2B: 2 SAC: 0
3B: 0 DP: 1
HR: 2 HBP: 1

WP: 0 PA: 36
PB: 0
SB: 0
CS: 0

	AB	33
	R	3
	H	7
	RBI	3
	BB	1
	SO	7
	LOB	10

PITCHER		IP	WLS	BF	H	R	ER	SO	BB	IBB	HBP	BLK	WP	HR	S	P	ERA	WHIP
61 Bronson Arroyo, R ERA: 4.43	(1, 1)	6.1	W	26	6	2	2	3	1	0	0	0	0	2	34	43	2.84	1.105
45 Bill Bray, L ERA: 9.0	(7, 1)	0.2	H	2	0	0	0	2	0	0	0	0	0	0	6	6	0.00	0.000
66 Logan Ondrusek, R ERA: 5.59	(8, 1)	0.1		3	1	1	1	0	0	0	1	0	0	0	2	3	27.00	3.000
54 Aroldis Chapman, L ERA: 5.4	(8, 1)	0.2		2	0	0	0	0	0	0	0	0	0	0	2	2	0.00	0.000
69 Jerry Gil, R ERA:	(9, 1)	1.0		3	0	0	0	2	0	0	0	0	0	0	7	7	0.00	0.000

PITCHER		IP	WLS	BF	H	R	ER	SO	BB	IBB	HBP	BLK	WP	HR	S	P	ERA	WHIP

Batter	1	2	3	4	5	6	7	8	9	AB R H RBI BB SO LOB
Inning Stats										1B: 0 SF: 0 2B: 0 SAC: 0 3B: 0 DP: 0 HR: 0 HBP: 0

Cleveland Indians @ Columbus Clippers

Huntington Park, Columbus, OH

Wed Mar 30 2011, 1:05 PM EDT

TOP

livebaseballscorecards.com

AB	0
R	0
H	0
RBI	0
BB	0
SO	0
LOB	0

WP: 0 PA: 0
PB: 0
SB: 0
CS: 0

PITCHER	IP	WLS	BF	H	R	ER	SO	BB	IBB	HBP	BLK	WP	HR	S	P	ERA	WHIP

PITCHER	IP	WLS	BF	H	R	ER	SO	BB	IBB	HBP	BLK	WP	HR	S	P	ERA	WHIP

Batter	1	2	3	4	5	6	7	8	9	AB	R	H	RBI	BB	SO	LOB
Inning Stats										1B: 0 2B: 0 3B: 0 HR: 0		SF: 0 SAC: 0 DP: 0 HBP: 0					

PITCHER	IP	WLS	BF	H	R	ER	SO	BB	IBB	HBP	BLK	WP	HR	S	P	ERA	WHIP

PITCHER	IP	WLS	BF	H	R	ER	SO	BB	IBB	HBP	BLK	WP	HR	S	P	ERA	WHIP

BOTTOM

Cleveland Indians @ Columbus Clippers

Huntington Park, Columbus, OH

Wed Mar 30 2011, 1:05 PM EDT

livebaseballscorecards.com

AB	**0**
R	**0**
H	**0**
RBI	**0**
BB	**0**
SO	**0**
LOB	**0**

WP: 0 PA: 0
PB: 0
SB: 0
CS: 0

Batter	1	2	3	4	5	6	7	8	9	AB	R	H	RBI	BB	SO	LOB
1 Juan Pierre, L (1, 7) OBP: 0.500, SLG: 0.333	C FF 93 F SI 94 F SL 88 F FF 94 X CH 88 0-2 15 2B 14 1B 1B	L SI 92 C SI 92 C SI 92 0-3 ③ K	B SI 90 6-1 S FF 90 C FF 90 S FF 90 S FF 90 1-2 44 2B BB X FF 86 0-0 ② L9	B FF 92 S FF 90 F FF 93 S CH 86 1-3 ① K	B FF 91 C FF 91 X FF 91 1-1 1B	3	2	1	0	1	1	1
23 Mark Teahen, L (6, 9) OBP: 0.500, SLG: 0.500										2	0	1	0	0	1	0
15 Gordon Beckham, R (1, 4) OBP: 0.750, SLG: 1.000	B FF 92 T FF 92 1 SAFE S SI 91 B SL 85 F SI 92 F SL 87 X SI 92 2-2 14 1B 20 1B 1-3 2B	F SL 85 X SI 92 0-1 44 HR 1B	B SL 84 1-0 X SI 92 44 2B 20 2B 1-2 2-3 1B B FF 88 1-0 ③ X FF 88 P2	S SI 93 C SI 93 S SI 94 0-3 ② K	B FF 91 S FF 91 B FF 91 S FF 91 S FF 91 2-3 ② K	4	3	3	0	0	0	1
18 Brent Lillibridge, R (6, 4)										2	0	0	0	0	2	1
44 Adam Dunn, L (1, 10) OBP: 0.500, SLG: 1.500	C SL 86 B CH 86 B SL 88 B SI 94 F SI 93 S SL 88 3-3 ① K	S SI 92 B SI 92 C SI 91 B SL 86 B SI 92 F SL 86 X SI 92 3-2 1-H HR	B SL 84 X SL 84 1-0 20 2B 1-3 2-H 3-H 2B	X CH 80 0-0 ① F8	C SI 94 C FF 94 B SI 94 S 1-3 ③ K	S FF 91 F FF 92 S FF 92 0-3 ③ K	4	2	2	4	0	1	2
27 Ramon Castro, R (7, PH)										2	0	0	0	0	2	1
(7, 10)																
14 Paul Konerko, R (1, 3) OBP: 0.600, SLG: 0.500	B SL 87 F SL 89 B FF 93 F SL 88 B SI 93 X SL 88 3-2 20 1B 2-3 3-H 1B	F SL 86 F SI 92 B SI 93 F SL 86 F SI 93 B SL 86 F SI 92 B SI 91 X SI 92 3-2 20 HR 1B	H FF 87 1-0 20 2B 12 1B HBP	C CU 68 B CH 80 X SI 87 1-1 ② G5-3	F SI 93 X FF 93 0-1 ① F8	4	2	2	1	0	0	0
51 Alex Rios, R (1, 8)	B SI 92 F SI 93 C SI 92 S SL 86 1-3 ② K	C FF 91 C SI 91 B FF 91 S SL 85 1-3 ① K	B FF 87 F FF 86 C CU 68 X CU 68 1-2 ① F9	F SI 87 B CU 70 B SI 86 S CU 70 F CU 71 B FF 87 F FF 86 B FF 87 4-2 BB	C FF 92 F SL 83 B SI 93 B CH 88 F SI 93 C SI 94 2-3 ② K	4	0	0	0	1	3	6
20 Carlos Quentin, R (1, 9) OBP: 0.750, SLG: 1.750	F SI 93 S SL 84 D SL 88 B SL 87 F SI 93 X SL 86 2-2 1-2 3-H 1B	D SI 92 X SI 91 1-0 1-H HR	C CU 67 X FF 87 0-1 12 1B 10 2B 1-3 2-H 3-H 2B	D CU 70 F CH 80 F FF 87 S CU 72 1-3 ③ K	X 0-0 12 1B 2B	4	2	3	5	0	1	1
5 Lastings Milledge, R (6, 7) OBP: 1.000, SLG: 2.000										1	1	1	0	0	0	0
12 A.J. Pierzynski, L (1, 2) OBP: 0.400, SLG: 0.400	B SI 93 X SI 93 1-0 ③ G5-3	C SI 92 X CH 88 0-1 ② F8	S CH 78 X CH 79 0-1 10 2B 22 2B 2-3 3-H 1B	B FF 84 X FF 85 1-0 ① F8	B SI 92 F FF 92 C SI 93 D CH 87 F SI 92 X SI 93 2-2 2-H 1B	5	1	2	2	0	0	2
10 Alexei Ramirez, R (1, 6) OBP: 0.200, SLG: 0.400	F FF 91 C SI 92 S SI 92 0-3 ① K	X SL 87 0-0 ③ G5-3	C CU 67 X CU 68 0-1 22 2B 1-3 3-H 2B	X SL 80 0-0 ② P6	S SL 81 S SL 82 S 0-3 ③ K	5	1	1	1	0	2	1
22 Brent Morel, R (1, 5) OBP: 0.400, SLG: 0.600	C SI 92 F SI 93 B FF 91 B SL 87 F SI 92 X SI 92 2-2 ② G5-3	1-2 15 1B 1 BB 44 2B 1B 1-1 2-H 3-H 2B	C SL 80 X SL 80 0-1 ③ F9	S FF 90 S FF 92 S FF 92 0-3 ① K	5	1	2	2	0	1	0
Inning Stats	R: 2 H: 4 E: 0 LOB: 2 K: 2 BB: 0 S: 24 P: 36	R: 0 H: 0 E: 0 LOB: 0 K: 2 BB: 0 S: 10 P: 12	R: 4 H: 4 E: 0 LOB: 0 K: 1 BB: 0 S: 19 P: 27	R: 8 H: 7 E: 0 LOB: 1 K: 0 BB: 1 S: 19 P: 30	R: 0 H: 0 E: 0 LOB: 1 K: 1 BB: 1 S: 10 P: 16	R: 0 H: 0 E: 0 LOB: 0 K: 0 BB: 0 S: 4 P: 5	R: 0 H: 0 E: 0 LOB: 0 K: 3 BB: 0 S: 9 P: 11	R: 1 H: 2 E: 0 LOB: 1 K: 2 BB: 0 S: 14 P: 18	R: 0 H: 1 E: 0 LOB: 1 K: 3 BB: 0 S: 11 P: 14	1B: 10 SF: 0 2B: 6 SAC: 0 3B: 0 DP: 0 HR: 2 HBP: 1						

TOP

Chicago White Sox @ Cleveland Indians

Progressive Field, Cleveland, OH

Fri Apr 01 2011, 3:10 PM - 6:17 PM EDT

Att. 41,721 - Sunny - 43 F

livebaseballscorecards.com

AB	45
R	15
H	18
RBI	15
BB	2
SO	14
LOB	16

PITCHER		IP	WLS	BF	H	R	ER	SO	BB	IBB	HBP	BLK	WP	HR	S	P	ERA	WHIP
55 Roberto Hernandez, R ERA: 30.0	(1, 1)	3.0	L	21	11	10	10	5	1	0	0	0	0	2	59	88	30.00	4.000
39 Justin Germano, R ERA: 12.0	(4, 1)	3.0		15	4	4	4	1	1	0	1	0	0	0	27	38	12.00	1.667
56 Frank Herrmann, R ERA: 4.5	(7, 1)	2.0		8	2	1	1	5	0	0	0	0	0	0	23	29	4.50	1.000
52 Vinnie Pestano, R ERA:	(9, 1)	1.0		4	1	0	0	3	0	0	0	0	0	0	11	14	0.00	1.000

PITCHER	IP	WLS	BF	H	R	ER	SO	BB	IBB	HBP	BLK	WP	HR	S	P	ERA	WHIP

Batter	1	2	3	4	5	6	7	8	9	AB	R	H	RBI	BB	SO	LOB
23 Michael Brantley, L (1, 8) OBP: 0.400, SLG: 0.600	B FF 83 C FF 83 F FF 86 B FF 85 X FF 86 2-2 17 G1-6-3 1B	B FF 85 F FF 85 C FC 80 X CU 73 1-2 ② P6				B FF 84 X FC 80 1-0 ① F7	B SL 80 B SL 81 C FF 88 X SL 80 2-1 ① G1	C FF 94 B FF 94 X FF 93 1-1 13 1B 1-H 2-H 2B		5	0	2	2	0	0	1
13 Asdrúbal Cabrera, S (1, 6) OBP: 0.600, SLG: 0.800	F SI 84 X FF 84 0-1 ① F8		C FF 85 X CU 70 0-1 ③ G1-3			X SI 84 0-0 41 1B 17 1B 48 1B 1-2 1B	C FF 88 B CH 83 X SL 80 1-1 41 HR 2B	C SL 80 F FF 94 D SL 81 B SL 79 X SL 79 2-2 2-3 1B		5	2	3	0	0	0	1
17 Shin-Soo Choo, L (1, 9) OBP: 0.200, SLG: 0.200	C FF 84 B FF 84 S FF 85 B FF 87 F FF 84 F CH 77 X FF 86 2-2 ② ③ G1-6-3 1-2f			B FF 82 X FF 83 1-0 ① G4-3		S FC 81 B FF 87 S FC 82 X FF 87 1-2 48 1B 41 1B 20 1B 1-2 2-3 1B	B SL 80 B SL 81 B SI 89 C SI 87 X FF 89 3-1 ② F7	B SL 79 F FF 92 C FF 94 B FF 94 F SI 94 B SL 81 S SL 81 3-3 ③ K		5	1	1	0	0	1	4
41 Carlos Santana, S (1, 2) OBP: 0.600, SLG: 1.200		C CH 80 B CU 70 B FF 83 B SI 83 C FF 84 X CH 79 3-2 48 G4-3 1B		C SI 82 B SI 83 C SI 85 F FC 79 X FF 84 1-2 ② G1-3		X FF 83 0-0 48 1B 20 1B 1-2 2-3 3-H 1B	D SL 81 X FF 89 1-0 2-H HR		B FF 92 C FF 92 B SL 84 C X CH 82 2-2 ① F8	5	2	3	3	0	0	0
48 Travis Hafner, L (1, 10) OBP: 0.400, SLG: 0.400		B FC 80 S FC 81 X FF 85 1-1 ① G4-3 1-2		F FF 86 X FF 86 0-1 ③ F8		X FF 81 0-0 20 1B 1-2 2-3 3-H 1B	C SL 82 X SL 83 0-1 ③ G4-3		C FF 93 S CH 83 B SL 85 F SL 85 X CH 82 1-2 26 BB 7 1B 1B	5	1	2	1	0	0	1
20 Orlando Cabrera, R (1, 4) OBP: 0.200, SLG: 0.200		F SI 85 X FF 85 0-1 ② G5-3			C SI 82 X SI 84 0-1 ① F9	B CH 77 B CH 78 X SI 84 2-0 1-2 2-H 3-H 1B		B FF 91 X SL 82 1-0 ① G5-3	B FF 92 C FF 92 F SL 84 F CH 82 X FF 93 1-2 ② F7	5	0	1	2	0	0	2
26 Austin Kearns, R (1, 7)		B FF 82 C FF 81 D CH 79 B CH 79 B FF 82 4-1 BB			X SI 84 0-0 ② G6-3	B FC 80 X CH 78 1-0 ② F8		C SI 91 X SL 83 0-1 ② G5-3	B SL 82 C FF 93 B SL 84 B SL 82 C FF 93 B SL 83 4-2 7 1B 1-2 BB	3	0	0	0	2	0	2
7 Matt LaPorta, R (1, 3) OBP: 0.400, SLG: 0.400		B FC 81 S CH 80 F FF 85 B FF 86 F CU 73 B FC 79 X CH 78 3-2 ③ F8			B SI 83 X SI 83 1-0 ③ F9	B FF 85 F FC 80 F FF 86 X CU 72 1-2 ③ F7		B SI 92 X FF 92 1-0 9 1B 23 2B 1B	B SL 83 S SL 84 C SL 85 D SL 84 B SL 85 F SL 84 F X SL 84 3-2 1-3 2-H 1B	5	1	2	1	0	0	4
9 Jack Hannahan, L (1, 5) OBP: 0.600, SLG: 1.200			B FF 83 C FF 82 X FF 84 1-1 ① F7			B FF 84 X FC 84 1-0 17 1B 13 1B 41 1B 1B	C FF 88 X SL 81 0-1 HR	X SL 83 0-0 1-2 23 2B 1B	C FF 93 F SL 84 D CH 83 F CU 72 S SL 85 1-3 ③ K	5	3	3	1	0	1	2
Inning Stats	R: 0 E: 0 K: 0 S: 10 H: 1 LOB: 0 BB: 0 P: 14	R: 0 E: 0 K: 0 S: 12 H: 1 LOB: 2 BB: 1 P: 23	R: 0 E: 0 K: 0 S: 7 H: 0 LOB: 0 BB: 0 P: 9	R: 0 E: 0 K: 0 S: 7 H: 0 LOB: 0 BB: 0 P: 9	R: 0 E: 0 K: 0 S: 4 H: 0 LOB: 0 BB: 0 P: 5	R: 4 E: 0 K: 0 S: 13 H: 6 LOB: 2 BB: 0 P: 20	R: 3 E: 0 K: 0 S: 11 H: 3 LOB: 0 BB: 0 P: 18	R: 2 E: 0 K: 1 S: 14 H: 4 LOB: 2 BB: 0 P: 22	R: 1 E: 0 K: 1 S: 22 H: 2 LOB: 2 BB: 1 P: 34	1B: 13 2B: 2 3B: 0 HR: 2 SF: 0 SAC: 0 DP: 1 HBP: 0						

PITCHER		IP	WLS	BF	H	R	ER	SO	BB	IBB	HBP	BLK	WP	HR	S	P	ERA	WHIP
56 Mark Buehrle, L ERA: 6.0	(1, 1)	6.0	W	26	8	4	4	0	1	0	0	0	0	0	53	80	6.00	1.500
77 Will Ohman, L ERA: 40.5	(7, 1)	0.2		5	3	3	3	0	0	0	0	0	0	2	9	16	40.50	4.500
57 Ramon Pena, R ERA: 18.0	(7, 1)	1.0		5	2	2	2	0	0	0	0	0	0	0	7	9	18.00	2.000
49 Chris Sale, L ERA:	(8, 1)	0.1		3	2	0	0	1	0	0	0	0	0	0	9	15	0.00	6.000
26 Jesse Crain, R ERA: 9.0	(9, 1)	1.0		6	2	1	1	1	1	0	0	0	0	0	22	34	9.00	3.000

PITCHER	IP	WLS	BF	H	R	ER	SO	BB	IBB	HBP	BLK	WP	HR	S	P	ERA	WHIP

BOTTOM

Chicago White Sox @ Cleveland Indians

Progressive Field, Cleveland, OH

Fri Apr 01 2011, 3:10 PM - 6:17 PM EDT

Att. 41,721 - Sunny - 43 F

livebaseballscorecards.com

AB	43
R	10
H	17
RBI	10
BB	2
SO	2
LOB	17

WP: 0 PA: 45
PB: 0
SB: 0
CS: 0

Batter	1	2	3	4	5	6	7	8	9	AB	R	H	RBI	BB	SO	LOB
1 Juan Pierre, L (1, 7) OBP: 0.444, SLG: 0.375	C SI 92 X SI 93 0-1 ① F9	X SI 93 0-0 15 1B, 44 G3 1-2 2-3 1B		B SI 90 L FF 90 X CH 85 1-1 ② G3-1		C FF 92 1 SAFE P PO 88 S CH 85 B CU 79 X CH 87 2-2 ③ 1-H 1B		B FF 88 B FC 84 C SI 88 X SI 90 2-1 ③ F7		5	1	2	1	0	0	0
15 Gordon Beckham, R (1, 4) OBP: 0.667, SLG: 0.750	C SI 93 B FF 93 S CH 86 X CU 82 1-2 44 1B, 14 SF7 1B	B CU 80 B CU 78 S FF 92 S SI 93 F FF 92 B FF 93 F FF 93 X SI 93 3-2 44 G3 1-3 2-H 3-H 1B		C SL 82 F SI 91 S FF 91 0-3 ③ K			B CH 84 S SL 83 C CU 77 B SL 84 F FF 92 X CU 79 2-2 ① P2		B FF 89 B CH 83 B FF 88 C FF 88 F FF 89 B FF 89 4-2 14 G6-4-3, 44 BB BB	4	1	2	2	1	1	0
44 Adam Dunn, L (1, 10) OBP: 0.556, SLG: 1.000 18 Brent Lillibridge, R (9, PR) (9, 10)	B FF 93 B CH 86 B FF 92 C FF 92 X SI 89 3-1 1-3 1B	X CH 85 0-0 ② G3 1-2 3-H			B CH 85 S CH 85 B FF 92 B CH 86 B FF 91 4-1 BB		B CH 84 B FF 91 B CH 85 X FF 91 3-0 ② L9		C FF 89 D FF 85 D FF 85 C FF 88 B FF 85 B FF 88 4-2 14 G6-4-3 1-2 BB	3 0	0 0	1 0	1 0	2 0	0 0	1 0
14 Paul Konerko, R (1, 3) OBP: 0.500, SLG: 0.429	B FF 92 X FF 91 1-0 ② SF7 3-H	C SL 83 B FF 92 S SL 83 B FF 92 D SL 82 B SL 84 4-2 BB			C CU 80 B FF 91 F CH 83 S SL 83 1-3 ① K		C SL 84 B SL 84 X FF 91 1-1 51 BB, 20 2B 1B		C FF 88 X CH 83 0-1 ①② G6-4-3 1-2f 2-3	3	1	1	1	1	1	3
51 Alex Rios, R (1, 8)	C SI 92 B CU 80 X FF 93 1-1 ③ F7	X FF 91 0-0 ③ L5			C SL 83 C CU 75 B FF 91 F SL 82 X CU 77 1-2 ② F9		B FC 87 B FF 87 B SI 89 B FF 88 4-0 20 2B 1-2 BB		C FF 90 D FF 84 S CH 82 S FF 84 1-3 ③ K	4	1	0	0	1	1	6
20 Carlos Quentin, R (1, 9) OBP: 0.625, SLG: 1.375		X FF 90 0-0 12 1B, 10 1B 2B	C CU 81 X CU 81 0-1 ① G5-3		S SL 82 X FF 89 0-1 ③ F8		S CU 76 D CU 78 S FC 87 B CU 77 B FC 87 X FC 86 3-2 1-H 2-H 2B			4	1	2	2	0	0	1
12 A.J. Pierzynski, L (1, 2) OBP: 0.333, SLG: 0.333		B FF 91 X CH 86 1-0 22 FC1-5, 10 1B 2-3 1B	C CH 85 B FF 90 F CU 79 B X CU 79 2-2 ② G3			X SL 82 0-0 ① G4-3	B FF 89 X CH 81 1-0 ③ F7			4	0	1	0	0	0	1
10 Alexei Ramirez, R (1, 6) OBP: 0.222, SLG: 0.333		B X SI 92 1-0 1 1B, 22 FC1-5, 15 1B 1-2 3-H 1B	B SL 82 C CU 81 F FF 91 X CU 78 1-2 ③ F8			F FF 91 B CU 78 B FF 92 B SL 83 F FF 91 X FF 92 3-2 ② G1-3		B CU 77 B FC 87 C SI 88 F SI 88 B CU 77 F FF 89 X FF 87 3-2 ① G5-3		4	1	1	1	0	0	0
22 Brent Morel, R (1, 5) OBP: 0.333, SLG: 0.444		X SI 91 0-0 ① FC1-5 1 1B, 15 1B 1-2 2-3f		B FF 90 B CU 79 X SI 90 2-0 ① G6-3		B FF 91 C CU 82 X SI 91 1-1 1 S, 1 1B 1B		X SI 88 0-0 ② G6-3		4	2	1	0	0	0	2
Inning Stats	R: 1 E: 0 K: 0 S: 10 H: 2 LOB: 1 BB: 0 P: 16	R: 4 E: 0 K: 0 S: 14 H: 5 LOB: 2 BB: 1 P: 23	R: 0 E: 0 K: 0 S: 8 H: 0 LOB: 0 BB: 0 P: 11	R: 0 E: 0 K: 1 S: 6 H: 0 LOB: 0 BB: 0 P: 9	R: 0 E: 0 K: 1 S: 10 H: 0 LOB: 1 BB: 1 P: 16	R: 1 E: 0 K: 0 S: 10 H: 2 LOB: 1 BB: 0 P: 15	R: 2 E: 0 K: 0 S: 11 H: 2 LOB: 1 BB: 1 P: 25	R: 0 E: 0 K: 0 S: 7 H: 0 LOB: 0 BB: 0 P: 12	R: 0 E: 0 K: 1 S: 9 H: 0 LOB: 2 BB: 2 P: 18	1B: 9 2B: 2 3B: 0 HR: 0 SF: 1 SAC: 0 DP: 1 HBP: 0						

PITCHER		IP	WLS	BF	H	R	ER	SO	BB	IBB	HBP	BLK	WP	HR	S	P	ERA	WHIP
59 Carlos Carrasco, R ERA: 9.45	(1, 1)	6.2	L	31	10	7	7	2	2	0	0	0	0	0	65	103	9.45	1.800
37 Chad Durbin, R ERA: 6.75	(7, 1)	1.1		6	1	1	1	0	1	0	0	0	0	0	11	24	6.75	1.500
53 Rafael Perez, L ERA:	(9, 1)	1.0		4	0	0	0	1	2	0	0	0	0	0	9	18	0.00	2.000

PITCHER	IP	WLS	BF	H	R	ER	SO	BB	IBB	HBP	BLK	WP	HR	S	P	ERA	WHIP

TOP

Chicago White Sox @ Cleveland Indians

Progressive Field, Cleveland, OH

Sat Apr 02 2011, 1:07 PM - 3:52 PM EDT

Att. 9,853 - Sunny - 44 F

livebaseballscorecards.com

AB	35
R	8
H	11
RBI	8
BB	5
SO	3
LOB	14

WP: 0	PB: 0	SB: 1	CS: 0	PA:	41

BOTTOM

Chicago White Sox @ Cleveland Indians

Progressive Field, Cleveland, OH

Sat Apr 02 2011, 1:07 PM - 3:52 PM EDT

Att. 9,853 - Sunny - 44 F

livebaseballscorecards.com

Batter	1	2	3	4	5	6	7	8	9	AB	R	H	RBI	BB	SO	LOB
23 Michael Brantley, L (1, 8) OBP: 0.400, SLG: 0.444	C FF 91 C FF 92 B SL 86 S SL 84 1-3 ① K	B FF 90 B FF 93 B FF 90 C SL 91 B FF 91 4-1 1-2 BB		C FF 93 X SL 84 0-1 ② G4-3		B SI 94 C SI 94 B SL 87 X FF 92 2-1 ③ G4-3			C FF 94 B SL 85 B CH 85 F FF 94 X CH 87 2-2 13 BB 1B	4	0	1	0	1	1	0
13 Asdrúbal Cabrera, S (1, 6) OBP: 0.400, SLG: 0.444	B FF 91 B FF 92 C FF 91 B FF 93 X FF 92 3-1 ② G4-3	C SL 84 X FF 92 0-1 ② L8		B SL 88 F SL 87 B FF 94 C SL 85 B CU 84 C FF 93 3-3 ③ K			C FF 93 F FF 93 B SI 92 B FF 94 X FF 92 2-2 ① P6		B FF 94 B FF 93 B FF 94 C FF 95 B FF 93 4-1 1-2 BB	4	0	0	0	1	1	2
17 Shin-Soo Choo, L (1, 9) OBP: 0.200, SLG: 0.111	C SI 93 B CU 82 C SL 84 B FF 95 B SL 86 B SL 86 4-2 BB	C SL 84 S SL 85 B SL 84 S CU 83 1-3 ③ K			C FF 92 F CU 83 S SL 86 0-3 ① K		C SI 92 C FF 93 S FF 94 0-3 ② K		F FF 94 S CH 87 C SL 84 0-3 ② K	4	0	0	0	1	4	4
41 Carlos Santana, S (1, 2) OBP: 0.500, SLG: 0.778	1 SAFE C FF 92 C FF 94 1 SAFE B FF 93 F SL 84 B SL 84 1 SAFE 1 SAFE 2-2 ③ G4-3 X SL 84		C CU 83 B CU 79 S SL 85 B SL 88 F SL 86 B SL 85 B CU 83 4-2 20 BB BB		X FF 94 0-0 48 1B 1B		X FF 94 0-0 ③ G5-3		C SL 83 F CH 86 X SL 85 0-2 ③ G4-3	4	0	1	0	1	0	3
48 Travis Hafner, L (1, 10) OBP: 0.444, SLG: 0.778		C FF 92 X FF 93 0-1 HR	C FF 94 X SL 84 0-1 ① F9		B CH 84 B CH 84 B FF 93 C CH 90 X FF 92 3-1 1-2 1B			B FF 92 C FF 92 C FF 93 S SL 80 1-3 ① K		4	1	2	1	0	1	1
20 Orlando Cabrera, R (1, 4) OBP: 0.333, SLG: 0.250		X SL 91 0-0 28 E 28 E 9 1B 1B	B FF 93 B SL 90 B FF 92 B SL 91 4-0 1-2 BB		C FF 92 S SL 85 S SL 86 0-3 ② K			C FF 95 S SL 85 S SL 86 0-3 ② K2-3		3	1	1	0	1	2	2
28 Travis Buck, L (1, 7) OBP: 0.250, SLG: 0.500	C SI 92 D CH 84 B CH 83 1 SAFE X FF 91 2-1 9 1B 1-3 E5	C FF 93 S SL 85 D SL 86 S SL 86 1-3 ② K			X SL 86 0-0 ③ G3			B FF 95 B FF 94 B C FF 94 F FF 94 X FF 95 3-2 2B		4	1	1	0	0	1	5
7 Matt LaPorta, R (1, 3) OBP: 0.222, SLG: 0.222	B SL 84 S SL 84 B FF 91 D SL 87 C SL 89 S FF 92 3-3 ① K	B SL 84 X FF 92 1-0 ③ F7				B FF 92 X FF 90 1-0 ① G1-3		B FF 94 X FF 94 1-0 ③ P5		4	0	0	0	0	1	5
9 Jack Hannahan, L (1, 5) OBP: 0.444, SLG: 0.778		C FF 94 F FF 95 X FF 95 0-2 23 PB 2-H 3-H 1B		B FF 91 S FF 94 B SL 84 X FF 93 2-1 ① L8		X SI 93 0-0 ② G6-3			B FF 94 C FF 93 X CH 87 1-1 ① G6-3	4	0	1	2	0	0	0
Inning Stats	R: 0 E: 0 K: 1 S: 11 H: 0 LOB: 1 BB: 1 P: 21	R: 3 E: 1 K: 2 S: 17 H: 3 LOB: 2 BB: 1 P: 27	R: 0 E: 0 K: 1 S: 9 H: 0 LOB: 2 BB: 2 P: 19	R: 0 E: 0 K: 1 S: 7 H: 0 LOB: 0 BB: 0 P: 12	R: 0 E: 0 K: 2 S: 10 H: 2 LOB: 2 BB: 0 P: 13	R: 0 E: 0 K: 0 S: 4 H: 0 LOB: 0 BB: 0 P: 7	R: 0 E: 0 K: 1 S: 7 H: 0 LOB: 0 BB: 0 P: 9	R: 0 E: 0 K: 2 S: 10 H: 1 LOB: 1 BB: 0 P: 15	R: 0 E: 0 K: 1 S: 12 H: 1 LOB: 2 BB: 1 P: 19	1B: 5 2B: 1 3B: 0 HR: 1 SF: 0 SAC: 0 DP: 0 HBP: 0						

	AB	35
	R	3
	H	7
	RBI	3
	BB	5
	SO	11
	LOB	22

PITCHER		IP	WLS	BF	H	R	ER	SO	BB	IBB	HBP	BLK	WP	HR	S	P	ERA	WHIP
33 Edwin Jackson, R ERA: 3.0	(1, 1)	6.0	W	28	5	3	2	7	4	0	0	0	0	1	58	99	3.00	1.500
49 Chris Sale, L ERA:	(7, 1)	1.1		4	0	0	0	2	0	0	0	0	0	0	10	13	0.00	0.000
46 Sergio Santos, R ERA:	(8, 1)	1.2		8	2	0	0	2	1	0	0	0	0	0	19	30	0.00	1.800

PITCHER	IP	WLS	BF	H	R	ER	SO	BB	IBB	HBP	BLK	WP	HR	S	P	ERA	WHIP

Chicago White Sox @ Cleveland Indians

Progressive Field, Cleveland, OH

Sun Apr 03 2011, 1:06 PM - 3:32 PM EDT

Att. 8,726 - Overcast - 46 F

TOP

livebaseballscorecards.com

Batter	1	2	3	4	5	6	7	8	9	AB	R	H	RBI	BB	SO	LOB
1 Juan Pierre, L (1, 7) OBP: 0.333, SLG: 0.273	L SI 90 F SI 93 X SI 93 0-2 ① G6-3		1 SAFE B SI 89 M SI 89 X SI 92 1-1 ① G4-3 1-2		C SI 88 X SI 90 0-1 ① SH1-3 1-2		B SI 89 B SI 89 B SI 87 C SI 88 C SI 88 X SI 88 3-2 ② G3			3	0	0	0	0	0	1
15 Gordon Beckham, R (1, 4) OBP: 0.538, SLG: 0.545	C SI 91 F SI 93 B FF 94 X SI 94 1-2 ② G1-3		X SI 92 0-0 ② G6-3 2-3		C SI 89 S SL 82 F SI 91 B SL 85 H SI 89 2-2 HBP		B SI 89 B SI 89 F CH 86 X SI 89 2-1 ③ P6			3	0	0	0	0	0	1
44 Adam Dunn, L (1, 10) OBP: 0.538, SLG: 0.800	B FF 92 X SI 93 1-0 14 FC6-4 1B		B SI 95 B SI 94 B SI 94 C SI 93 S SI 92 B SI 90 4-2 14 1B BB		X SI 90 0-0 ② F8			C B SL 81 F S FF 91 1-3 ① K		3	0	1	0	1	1	2
14 Paul Konerko, R (1, 3) OBP: 0.429, SLG: 0.364	X SI 91 0-0 ③ FC6-4 1-2f		C SI 90 B SL 84 B SI 92 B SI 89 C SI 90 F SI 90 X SI 89 3-2 51 FC5-4 1B 1-2 3-H		C SI 91 B SL 83 B SL 81 B SI 89 C SL 79 X SL 83 3-2 ③ G5-3			B X FF 91 1-0 ② P2		4	0	1	1	0	0	3
51 Alex Rios, R (1, 8)		C FF 88 B SL 84 S SI 90 B SI 92 X SI 94 2-2 ① G6-3	B SI 90 B SL 78 S SI 89 X SI 90 2-1 ③ FC5-4 1-2f			C SL 79 F SI 91 X SI 91 0-2 ① G1-3		C FF 91 C FF 90 S FF 90 0-3 ③ K		4	0	0	0	0	1	2
20 Carlos Quentin, R (1, 9) OBP: 0.583, SLG: 1.091		C SI 93 X SI 92 0-1 E5 12 G6-3 1B		B SL 80 F SI 89 B SI 92 B SI 91 B SI 90 4-1 10 12 1B B3-4-6 BB		B X SI 90 1-0 ② G5-3			B FF 92 C FF 92 S FF 92 X SL 83 1-2 ① F8	3	0	1	0	1	0	0
12 A.J. Pierzynski, L (1, 2) OBP: 0.385, SLG: 0.462		C SI 90 C SI 95 B SI 93 X SI 92 1-2 ② G6-3 2-3		B SI 92 S SI 91 F SI 90 B SL 83 F SI 90 X SI 90 2-2 10 B3-4-6 1-2 1B		X SI 90 0-0 2B			C FF 92 F FF 92 X FF 91 0-2 ② G1-3	4	0	2	0	0	0	1
10 Alexei Ramirez, R (1, 6) OBP: 0.154, SLG: 0.231		B SI 94 S SI 92 X SI 93 1-1 ③ G5-3		L SI 89 X SI 90 0-1 ① ② ③ B3-4-6 1-1f 2-2f		X SI 90 0-0 ③ G6-3			B FF 91 C FF 91 B SL 82 S FF 91 X FF 91 2-2 ③ F7	4	0	0	0	0	0	4
11 Omar Vizquel, S (1, 5) OBP: 0.667, SLG: 0.667			C SI 90 X SI 91 0-1 15 1 G6-3 G4-3 14 1B 1B		B SI 88 C SI 88 F SI 90 X SI 92 1-2 1 SH1-3 1B		B SI 89 C SI 88 X SI 88 1-1 ① G3-1			3	1	2	0	0	0	0

Inning Stats	1	2	3	4	5	6	7	8	9
	R: 0 E: 0 K: 0 S: 8	H: 1 LOB: 1 BB: 0 P: 10	R: 0 E: 1 K: 0 S: 10	H: 1 LOB: 1 BB: 0 P: 14	R: 1 E: 0 K: 0 S: 13	H: 2 LOB: 2 BB: 1 P: 23	R: 0 E: 0 K: 0 S: 7	H: 1 LOB: 0 BB: 1 P: 13	R: 0 E: 0 K: 0 S: 12	H: 1 LOB: 2 BB: 0 P: 18	R: 0 E: 0 K: 0 S: 6	H: 1 LOB: 1 BB: 0 P: 7	R: 0 E: 0 K: 0 S: 7	H: 0 LOB: 0 BB: 0 P: 13	R: 0 E: 0 K: 2 S: 7	H: 0 LOB: 0 BB: 0 P: 9	R: 0 E: 0 K: 0 S: 9	H: 0 LOB: 0 BB: 0 P: 12

| | | |

BOTTOM

Chicago White Sox @ Cleveland Indians

Progressive Field, Cleveland, OH

Sun Apr 03 2011, 1:06 PM - 3:32 PM EDT

Att. 8,726 - Overcast - 46 F

livebaseballscorecards.com

Batter	1	2	3	4	5	6	7	8	9	AB	R	H	RBI	BB	SO	LOB
23 Michael Brantley, L (1, 8) OBP: 0.357, SLG: 0.417	C F B FC 86 S FC 88 1-3 ① K		C C FC 88 B FC 88 X CH 85 1-2 ② G4-3		1 SAFE D FF 90 X 1-0 1-2 1B		B SL 82 X FF 89 1-0 ① SH5-4 2-3	C FF 95 X 0-1 ② SF7 3-H		3	0	1	1	0	1	0
13 Asdrúbal Cabrera, S (1, 6) OBP: 0.267, SLG: 0.308	C FF 90 B FF 91 S C FF 92 1-3 ② K		B CH 84 B CH 84 B FC 88 C FF 90 F FF 92 F CH 85 C 3-3 ③ K		C FC 87 B CH 84 F CH 84 1 SAFE F FF 90 B X FC 88 2-2 ③ L4 2-3		B FF 90 F SL 82 P PO 88 X FF 89 2-1 ② SF8 3-H	F FC 86 B S FF 96 X FF 96 1-2 ③ G1-4-3		4	0	0	1	0	2	4
17 Shin-Soo Choo, L (1, 9) OBP: 0.214, SLG: 0.083	B FF 92 T FF 92 B FF 92 B FC 89 B SI 94 4-1 BB			F FF 90 B FC 87 C FF 91 X CU 79 1-2 ① G4-3		B FF 88 C FF 90 X FF 90 1-1 ① G6-3	C SL 82 F SL 82 S SL 81 0-3 ③ K			3	0	0	0	1	1	0
41 Carlos Santana, S (1, 3) OBP: 0.500, SLG: 0.692	C FF 90 B FF 91 S FC 89 1 SAFE B CH 85 T CH 82 2-2 ③ K			C CH 85 B FC 88 S FC 88 X FC 87 1-2 1B		S FF 91 C SI 91 B CH 84 D CH 84 F CH 84 X CH 83 2-2 ② P3		B SL 81 B FF 88 C SI 89 X SI 89 2-1 48 FC3-6 1B		4	0	2	0	0	1	1
48 Travis Hafner, L (1, 10) OBP: 0.385, SLG: 0.615		B C FF 90 B F FF 92 C 2-3 ① K		B FC 87 S FC 87 B FF 92 X 2-1 ② F8		F FC 87 F FF 89 X SI 90 0-2 20 HR 1B		C SL 82 F SL 82 D SL 82 X SL 81 1-2 ① FC3-6 28 1B 20 1B 47 1B 1-2f		4	2	1	0	0	1	2
20 Orlando Cabrera, R (1, 4) OBP: 0.462, SLG: 0.667		B FF 92 C FF 92 F FF 92 B FF 93 B FC 89 X FC 88 3-2 1B		F F FF 92 1 SAFE F B CH 84 1 SAFE S CH 83 1-3 ③ K		X FF 89 0-0 1-H HR		X FF 90 0-0 28 1B 47 1B 1-2 1B		4	2	3	2	0	1	1
28 Travis Buck, L (1, 7) OBP: 0.250, SLG: 0.375		B X FF 89 1-0 ② P5			F FF 88 X 0-1 ① G6-3	B FC 88 X FF 90 1-0 ③ L7		X FF 90 0-0 6 BB 47 1B 23 SF7 1-2 2-3 1B		4	1	1	0	0	0	1
9 Jack Hannahan, L (1, 5) OBP: 0.417, SLG: 0.636 47 Shelley Duncan, R (8, PH) OBP: 1.000, SLG: 1.000 8 Adam Everett, R (9, 5)		C F FC 88 S FC 88 0-3 ③ K			B FC 87 S T F SI 91 F FC 85 F FC 86 B CH 83 C FC 88 2-3 ② K		B FF 88 B FF 89 B FF 90 C FF 90 B FF 89 4-1 6 2B BB	F F B X 1-2 6 BB 1-2 2-H 3-H 1B		2 1 0	1 0 0	0 1 0	0 2 0	1 0 0	2 0 0	1 0 0
6 Lou Marson, R (1, 2) OBP: 0.750, SLG: 1.000			B FF 90 F FF 90 B X FF 91 2-1 ① F8		B FF 90 B FC 88 C FF 90 B FF 91 X 3-1 13 WP 23 1B 1B		1 SAFE B FF 88 X FF 89 1-0 23 SH5-4 1-H 13 SF8 2B	B FF 93 B FF 94 B FF 94 B 4-0 1-2 2-3 BB		3	1	2	1	1	0	0
Inning Stats	R: 0 E: 0 K: 3 S: 10 H: 0 LOB: 1 BB: 1 P: 18	R: 0 E: 0 K: 2 S: 10 H: 1 LOB: 1 BB: 0 P: 16	R: 0 E: 0 K: 1 S: 9 H: 0 LOB: 0 BB: 0 P: 15	R: 0 E: 0 K: 1 S: 12 H: 1 LOB: 1 BB: 0 P: 17	R: 0 E: 0 K: 1 S: 15 H: 2 LOB: 2 BB: 0 P: 23	R: 2 E: 0 K: 0 S: 11 H: 2 LOB: 0 BB: 0 P: 15	R: 2 E: 0 K: 1 S: 9 H: 1 LOB: 0 BB: 1 P: 16	R: 3 E: 0 K: 0 S: 15 H: 4 LOB: 2 BB: 1 P: 24		1B: 9 2B: 1 3B: 0 HR: 1	SF: 2 SAC: 1 DP: 0 HBP: 0		WP: 1 PB: 0 SB: 0 CS: 0	PA: 38		

	AB	32
	R	7
	H	11
	RBI	7
	BB	3
	SO	9
	LOB	10

PITCHER		IP	WLS	BF	H	R	ER	SO	BB	IBB	HBP	BLK	WP	HR	S	P	ERA	WHIP
50 John Danks, L ERA: 3.0	(1, 1)	6.0	L	25	6	2	2	8	1	0	0	0	1	1	67	104	3.00	1.167
77 Will Ohman, L ERA: 27.0	(7, 1)	1.1		7	2	3	3	1	1	0	0	0	0	0	14	24	20.25	2.250
41 Philip Humber, R ERA:	(8, 1)	0.0		2	2	0	0	0	0	0	0	0	0	0	2	2	∞	∞
37 Matt Thornton, L ERA:	(8, 1)	0.2		4	1	2	2	0	1	0	0	0	0	0	8	14	27.00	3.000

PITCHER	IP	WLS	BF	H	R	ER	SO	BB	IBB	HBP	BLK	WP	HR	S	P	ERA	WHIP

Batter	1	2	3	4	5	6	7	8	9	AB	R	H	RBI	BB	SO	LOB
2 Jacoby Ellsbury, L (1, 8) OBP: 0.278, SLG: 0.438	C FF 87 S FF 88 F FF 89 X CU 76 0-2 G4-3		C CH 80 B SI 87 S FC 84 F CU 76 C FF 88 1-3 K			B FC 82 X FF 85 1-0 G3		B FF 90 C FF 89 X FF 90 1-1 F7		4	0	0	0	0	1	0
13 Carl Crawford, L (1, 7) OBP: 0.188, SLG: 0.133	B FF 88 C CH 81 S CH 76 F SI 90 B CU 77 T FF 89 2-2 K		B CH 79 F FF 88 X CH 81 1-1 G3			C FF 85 F CH 79 B FF 88 F CU 76 X FF 88 1-2 F8			B FF 92 C FF 92 S FF 92 B FF 92 X FF 91 2-2 F7	4	0	0	0	0	1	0
15 Dustin Pedroia, R (1, 4) OBP: 0.333, SLG: 0.333	C FC 84 F FF 90 C CU 78 0-3 K			B FC 81 C SI 86 X FC 82 1-1 28 G6-5-3 1B		B FC 82 X FC 81 1-0 P6			C FF 92 B SL 82 F FF 92 F SL 82 B FF 91 B FF 92 X FF 92 3-2 34 DI 20 BB 1B	4	0	2	0	0	1	0
28 Adrián González, L (1, 3) OBP: 0.294, SLG: 0.353		B SI 86 X CH 77 1-0 G3-1		S CH 84 B FF 86 1 SAFE X FC 83 1-1 G6-5-3 1-2f			B FF 85 B CH 78 F CH 85 S FC 82 X CU 74 2-2 E1 20 FC6-4		B FF 92 C FF 92 B SL 80 S FF 90 X FF 91 2-2 F7	4	0	0	0	0	0	2
20 Kevin Youkilis, R (1, 5) OBP: 0.438, SLG: 0.364		B FF 88 B FF 87 C SI 86 X FC 85 2-1 G1-3		C FC 82 B CU 75 B FF 89 B FF 86 B FF 86 4-1 BB			S FC 80 1 SAFE X FC 81 0-1 FC6-4 1-2f		B SL 80 B FF 92 B FF 90 C FF 91 B FF 90 4-1 1-2 BB	2	0	0	0	2	0	1
34 David Ortiz, L (1, 10) OBP: 0.313, SLG: 0.667		F FF 88 S FC 85 B FF 89 B SI 90 B CH 80 B FC 85 4-2 7 2B 39 1B BB		B CH 78 S FC 83 C FF 86 X CU 73 1-2 F7			D CU 70 X CH 76 1-0 F8		B FF 91 B FF 90 B FF 91 F FF 91 X FF 91 3-1 2-3 L7	3	1	0	0	1	0	4
7 J.D. Drew, L (1, 9) OBP: 0.286, SLG: 0.333		B CH 77 B SI 85 B CH 84 C SI 86 X CH 85 3-1 39 1B 1-3 2B			X CH 76 0-0 G4-3		F FC 81 F CU 74 D CU 74 B CH 80 F FF 84 X FF 87 2-2 F7			3	0	1	0	0	0	1
39 Jarrod Saltalamacchia, S (1, 2) OBP: 0.231, SLG: 0.091 12 Jed Lowrie, S (8, PH) OBP: 0.286, SLG: 0.167 (8, 6)		S CH 78 S FC 83 X SI 84 0-2 2-H 3-H 1B			B FF 84 F CH 77 S CH 78 B FF 88 B CU 74 B CH 85 4-2 10 G6-4-3 BB			X FF 90 0-0 P3		1 1	0 0	1 0	1 0	1 0	0 0	0 0
10 Marco Scutaro, R (1, 6) 33 Jason Varitek, S (8, 2)			C SI 87 B FC 83 X FC 82 1-1 G5-3		X FC 81 0-0 G6-4-3 1-2f			C FF 90 B SL 82 X FF 89 1-1 F8		3 0	0 0	0 0	0 0	0 0	1 0	1 0
Inning Stats	R: 0 E: 0 K: 2 S: 11 H: 0 LOB: 0 BB: 0 P: 13	R: 1 E: 0 K: 0 S: 10 H: 2 LOB: 2 BB: 1 P: 20	R: 0 E: 0 K: 1 S: 8 H: 0 LOB: 0 BB: 0 P: 11	R: 0 E: 0 K: 0 S: 8 H: 1 LOB: 1 BB: 1 P: 15	R: 0 E: 0 K: 0 S: 4 H: 0 LOB: 0 BB: 1 P: 8	R: 0 E: 0 K: 0 S: 6 H: 0 LOB: 0 BB: 0 P: 9	R: 0 E: 1 K: 0 S: 10 H: 0 LOB: 1 BB: 0 P: 15	R: 0 E: 0 K: 0 S: 5 H: 0 LOB: 0 BB: 0 P: 7	R: 0 E: 0 K: 0 S: 13 H: 1 LOB: 2 BB: 1 P: 27	1B: 3 2B: 1 3B: 0 HR: 0 SF: 0 SAC: 0 DP: 2 HBP: 0						

PITCHER		IP	WLS	BF	H	R	ER	SO	BB	IBB	HBP	BLK	WP	HR	S	P	ERA	WHIP
43 Josh Tomlin, R ERA: 1.29	(1, 1)	7.0	W	25	3	1	1	3	3	0	0	0	0	0	57	91	1.29	0.857
49 Tony Sipp, L ERA:	(8, 1)	1.0	H	3	0	0	0	0	0	0	0	0	0	0	5	7	0.00	0.000
54 Chris Perez, R ERA:	(9, 1)	1.0	S	5	1	0	0	0	1	0	0	0	0	0	13	27	0.00	2.000

PITCHER	IP	WLS	BF	H	R	ER	SO	BB	IBB	HBP	BLK	WP	HR	S	P	ERA	WHIP

Boston Red Sox @ Cleveland Indians

Progressive Field, Cleveland, OH

Tue Apr 05 2011, 7:06 PM - 9:54 PM EDT

Att. 9,025 - Clear - 42 F

TOP

livebaseballscorecards.com

AB	29
R	1
H	4
RBI	1
BB	4
SO	3
LOB	9

PA: 33

WP: 0 PB: 0 SB: 0 CS: 0

Boston Red Sox @ Cleveland Indians

Progressive Field, Cleveland, OH

Tue Apr 05 2011, 7:06 PM - 9:54 PM EDT

Att. 9,025 - Clear - 42 F

BOTTOM

Batter	1	2	3	4	5	6	7	8	9	AB	R	H	RBI	BB	SO	LOB
23 Michael Brantley, L (1, 8) OBP: 0.389, SLG: 0.467	B FF 92 C FF 92 X FF 92 1-1 17 F8 2B		C FF 91 C CH 87 B CU 74 B CU 76 F CU 76 B FF 92 F FF 92 B FF 92 4-2 13 E 13 S BB	C CH 87 C CH 86 X CU 74 0-2 ③ F7		C SI 91 B SI 91 B SI 92 F SL 87 C SI 92 2-3 ③ 1-2				3	0	1	0	1	1	3
13 Asdrúbal Cabrera, S (1, 6) OBP: 0.316, SLG: 0.375	D CU 75 C SI 91 M CU 73 F CH 88 S CH 86 1-3 ① K		1 SAFE D SI 91 F SI 91 S SI 92 1 SAFE 1 SAFE B FF 92 B FF 92 F CU 75 4-2 B FF 92 17 S 1-3 BB		B CU 74 F FF 91 B FC 89 B SI 91 C FF 92 X SI 91 3-2 17 G4-3 41 SF7 2B		F FF 94 F FF 94 C SL 86 0-3 ① K			3	1	1	0	1	2	1
17 Shin-Soo Choo, L (1, 9) OBP: 0.167, SLG: 0.063	F FF 92 B CH 89 X FC 88 1-1 ② F8 2-3		S CH 88 D SI 93 C FF 92 F CH 88 S FF 93 1-3 ③ K 1-2		B FC 89 D CU 74 X CH 87 2-0 ① G4-3 2-3		C FF 94 B CH 84 C FF 95 B CU 82 S FF 95 2-3 ② K			4	0	0	0	0	2	4
41 Carlos Santana, S (1, 2) OBP: 0.444, SLG: 0.600	C CH 89 B FF 92 B SI 93 B CH 89 X SI 93 3-1 ③ F9			B FF 92 B CH 91 C CH 90 F SI 92 S CH 86 2-3 ① K	B FC 89 F SI 92 C FC 89 D CH 86 B FF 92 X FF 92 3-2 ② SF7 3-H		B CH 89 B SL 88 B FF 92 B FF 93 4-0 BB			2	0	0	1	1	1	1
48 Travis Hafner, L (1, 10) OBP: 0.412, SLG: 0.625		C SI 92 X CH 87 0-1 ① F9		F SI 92 B CH 88 X SI 92 1-1 20 1B 2B	C CU 74 B FC 88 B CH 86 B CH 87 B SI 92 4-1 20 FC6-4 BB		B FF 94 C FF 94 F SL 85 C FF 95 1-3 ③ K			3	1	1	0	1	1	1
20 Orlando Cabrera, R (1, 4) OBP: 0.412, SLG: 0.563		B FF 92 C CU 73 C SI 92 F FF 93 X SI 92 1-2 ② G4-3		X FF 92 0-0 9 1B 1B 2-H	S SI 92 X CU 75 0-1 ③ FC6-4 1-2f			B FF 96 F FF 96 X SI 96 1-1 ① G6-3		4	1	1	1	0	0	1
26 Austin Kearns, R (1, 7)		X FF 92 0-0 ③ F9		C SI 91 B SI 91 B CH 86 B CH 87 B SI 92 4-1 9 1B BB		B SL 86 B SI 91 F SI 92 F SI 92 F SI 93 B SI 92 S SI 93 3-3 ① K		C FF 96 F SL 84 B FF 97 B FF 97 B SL 82 F FF 97 F FF 97 T FF 96 3-2 ② K		3	0	0	0	1	2	0
7 Matt LaPorta, R (1, 3) OBP: 0.231, SLG: 0.167			F FF 92 B CH 87 F SI 92 B CU 76 F FF 93 F CH 87 X CH 87 2-2 ① G5-3	D CU 75 C CU 75 F SI 92 F CH 87 S CU 74 1-3 ② K		S SL 85 B SL 85 B SI 92 B SI 91 B SL 86 4-1 23 S BB		B SL 86 B SL 83 F FF 96 F FF 96 S SL 85 2-3 ③ K		3	0	0	0	1	2	2
9 Jack Hannahan, L (1, 5) OBP: 0.400, SLG: 0.571			F SI 93 B FF 92 B FF 93 B FF 92 T FF 92 F FF 93 F FF 93 X FF 93 3-2 ② P6	C CH 87 X SI 93 0-1 1-3 2-H 1B		B CH 80 C SI 91 1 SAFE C SI 91 B SL 85 C SI 93 2-3 ② K				3	0	1	1	0	1	1
Inning Stats	R: 0 E: 0 K: 1 S: 10 H: 1 LOB: 1 BB: 0 P: 16	R: 0 E: 0 K: 0 S: 7 H: 0 LOB: 0 BB: 0 P: 8	R: 0 E: 0 K: 1 S: 21 H: 0 LOB: 2 BB: 2 P: 35	R: 2 E: 0 K: 2 S: 16 H: 3 LOB: 2 BB: 1 P: 24	R: 1 E: 0 K: 0 S: 11 H: 1 LOB: 1 BB: 1 P: 23	R: 0 E: 0 K: 3 S: 11 H: 0 LOB: 1 BB: 1 P: 22	R: 0 E: 0 K: 3 S: 9 H: 0 LOB: 1 BB: 1 P: 16	R: 0 E: 0 K: 2 S: 10 H: 0 LOB: 0 BB: 0 P: 16		1B: 2 2B: 3 3B: 0 HR: 0 SF: 1 SAC: 0 DP: 0 HBP: 0		WP: 0 PB: 0 SB: 3 CS: 0 PA: 35		

livebaseballscorecards.com

AB	28
R	3
H	5
RBI	3
BB	6
SO	12
LOB	14

PITCHER		IP	WLS	BF	H	R	ER	SO	BB	IBB	HBP	BLK	WP	HR	S	P	ERA	WHIP
19 Josh Beckett, R ERA: 5.4	(1, 1)	5.0	L	24	5	3	3	4	4	0	0	0	0	0	65	106	5.40	1.800
32 Matt Albers, R ERA:	(6, 1)	1.0		4	0	0	0	3	1	0	0	0	0	0	11	22	0.00	1.000
52 Bobby Jenks, R ERA:	(7, 1)	1.0		4	0	0	0	3	1	0	0	0	0	0	9	16	0.00	1.000
51 Daniel Bard, R ERA: 21.6	(8, 1)	1.0		3	0	0	0	2	0	0	0	0	0	0	10	16	0.00	0.000

PITCHER	IP	WLS	BF	H	R	ER	SO	BB	IBB	HBP	BLK	WP	HR	S	P	ERA	WHIP

Boston Red Sox @ Cleveland Indians

Progressive Field, Cleveland, OH

Wed Apr 06 2011, 7:07 PM - 10:31 PM EDT

Att. 9,523 - Overcast - 39 F

TOP

livebaseballscorecards.com

Batter	1	2	3	4	5	6	7	8	9	AB	R	H	RBI	BB	SO	LOB
2 Jacoby Ellsbury, L (1, 8) OBP: 0.217, SLG: 0.333	C SI 88 B SI 87 F FF 88 F SL 82 B SI 88 S CH 79 2-3 K ①	B FF 88 F SI 88 B SI 89 X FF 89 2-1 G3-1 ② 1-2 2-3 3-H		F SL 78 B CH 79 F FF 88 C SI 91 1-3 K ③			C SI 93 F FF 94 C SI 94 0-3 K ①		B SI 93 C SI 92 F FF 93 F FF 93 F SL 81 X FF 93 1-2 G4-3 ②	5	0	0	1	0	3	2
13 Carl Crawford, L (1, 7) OBP: 0.286, SLG: 0.211	B SI 88 X SI 86 1-0 28 S 1B	B SL 84 C SI 88 B CH 80 B SI 90 C SI 89 F CH 79 X SI 89 3-2 L5 ③			B SI 85 B CH 76 C SI 89 B SI 87 B SI 86 4-1 15 G4-3 15 S BB		C SL 80 S FF 93 X CH 88 0-2 28 HR 1B		C FF 92 X SI 94 0-1 L7 ③	4	1	2	0	1	0	2
15 Dustin Pedroia, R (1, 4) OBP: 0.316, SLG: 0.278	C SI 92 B SI 90 1 SAFE S FF 89 S SL 85 1-3 K ②		C FF 88 F SL 82 H SI 90 1-2 28 2B HBP		C SL 83 X FF 88 0-1 G4-3 ① 1-3		C SI 93 B SI 92 X FF 93 1-1 F9 ②			3	0	0	0	0	1	3
28 Adrián González, L (1, 3) OBP: 0.381, SLG: 0.600	C SI 89 B CH 80 F CH 79 1 SAFE B FF 89 B FF 90 S CH 80 3-3 K ③ 1-2		F SI 87 B SI 88 F FF 88 B SI 90 X CH 79 2-2 2B 1-3		B SI 89 B SI 88 B SI 86 I IN 57 4-0 IBB		C FF 93 F FF 93 F SI 94 B FF 94 F FF 95 F CH 87 F SI 93 B FF 94 F SL 82 2-2 F FF 94 F CH 87 X FF 94 1-H HR			3	1	2	2	1	1	1
20 Kevin Youkilis, R (1, 5) OBP: 0.350, SLG: 0.267		B SI 90 B FF 88 C SI 90 X FF 89 2-1 G6-3 ① C FF 88 C SL 84 F SI 91 F SL 84 B SI 91 C FF 89 1-3 K ①		C FC 86 F CU 75 S CU 76 0-3 K ②		B SL 82 B SI 93 F SI 92 X FF 91 2-1 P3 ③			4	0	0	0	0	2	4
34 David Ortiz, L (1, 10) OBP: 0.300, SLG: 0.579		B SI 90 X CH 80 1-0 33 BB 7 1B 10 1B 1B X SI 89 0-0 L6 ②			B SL 84 X SL 84 1-0 G3 ③			B SL 81 B FF 90 X FF 90 2-0 P2 ①		4	1	1	0	0	0	4
7 J.D. Drew, L (1, 9) OBP: 0.300, SLG: 0.333 23 Mike Cameron, R (8, PH) (8, 9)	B SI 89 C SI 88 S SI 90 F SL 84 F FF 90 X CH 80 1-2 10 1B 33 BB 2 G3-1 1B	F FF 89 B SL 82 C CH 78 F SL 87 F SL 83 B SI 89 B SI 92 F SI 88 C CH 79 3-3 K ③				C SL 83 S SL 83 B SL 84 S SL 83 1-3 K ①		C FF 90 B CH 83 S CH 81 F SL 82 X CH 82 1-2 F8 ②		3 1	1 0	1 0	0 0	0 0	2 0	2 0
33 Jason Varitek, S (1, 2) 12 Jed Lowrie, S (8, PH) OBP: 0.250, SLG: 0.143 39 Jarrod Saltalamacchia, S (8, 2) OBP: 0.231, SLG: 0.091	B SI 89 B SI 89 B SI 89 C SI 90 B SI 88 4-1 2 G3-1 10 1B 1-2 2-3 BB		B SI 86 B CH 77 F SI 88 T SI 87 B SL 80 X SI 90 3-2 F8 ①			B FF 88 C CH 83 X FF 84 1-1 F9 ②		B FF 89 F FF 90 B FF 89 S FF 90 B FF 90 F FF 90 X FF 90 3-2 F7 ③		2 1 0	0 0 0	0 0 0	0 0 0	1 0 0	0 0 0	0 0 0
10 Marco Scutaro, R (1, 6) OBP: 0.067, SLG: 0.067		C SI 92 X SL 84 0-1 2 G3-1 1-2 2-3 3-H 1B		C SL 83 C SI 90 B SI 91 B SL 84 B SL 84 F SI 92 F SI 91 F FC 88 S CH 81 3-3 K ②		C FF 90 B FF 84 C FF 84 F SL 84 B SL 84 F FF 89 B CH 83 C FF 88 3-3 K ③			C FF 92 B FF 92 F FF 92 B FF 93 X FF 93 2-2 F9 ①	4	0	1	1	0	2	0
Inning Stats	R: 0 E: 0 K: 3 S: 11 H: 1 LOB: 1 BB: 0 P: 18	R: 2 E: 0 K: 0 S: 17 H: 3 LOB: 2 BB: 1 P: 30	R: 0 E: 0 K: 2 S: 17 H: 1 LOB: 0 BB: 0 P: 24	R: 0 E: 0 K: 2 S: 12 H: 0 LOB: 0 BB: 0 P: 19	R: 0 E: 0 K: 1 S: 7 H: 0 LOB: 2 BB: 2 P: 16	R: 0 E: 0 K: 2 S: 10 H: 0 LOB: 0 BB: 0 P: 15	R: 2 E: 0 K: 1 S: 20 H: 2 LOB: 0 BB: 0 P: 25	R: 0 E: 0 K: 0 S: 9 H: 0 LOB: 0 BB: 0 P: 15	R: 0 E: 0 K: 0 S: 10 H: 0 LOB: 0 BB: 0 P: 13	1B: 5 2B: 1 3B: 0 HR: 1 SF: 0 SAC: 0 DP: 0 HBP: 1						

	AB	34
	R	4
	H	7
	RBI	4
	BB	3
	SO	11
	LOB	18

WP: 0 PB: 0 SB: 2 CS: 0 PA: 38

PITCHER		IP	WLS	BF	H	R	ER	SO	BB	IBB	HBP	BLK	WP	HR	S	P	ERA	WHIP
51 Mitch Talbot, R ERA: 4.15	(1, 1)	4.1		22	5	2	2	7	2	1	1	0	0	0	60	102	4.15	1.615
37 Chad Durbin, R ERA: 5.4	(5, 1)	0.1		1	0	0	0	1	0	0	0	0	0	0	3	3	0.00	0.000
53 Rafael Perez, L ERA:	(5, 1)	1.1	W	4	0	0	0	2	0	0	0	0	0	0	11	17	0.00	0.000
56 Frank Herrmann, R ERA: 9.0	(7, 1)	1.0		5	2	2	2	1	0	0	0	0	0	1	20	25	18.00	2.000
49 Tony Sipp, L ERA:	(8, 1)	1.0	H	3	0	0	0	0	0	0	0	0	0	0	9	15	0.00	0.000

PITCHER		IP	WLS	BF	H	R	ER	SO	BB	IBB	HBP	BLK	WP	HR	S	P	ERA	WHIP
52 Vinnie Pestano, R ERA:	(9, 1)	1.0		3	0	0	0	0	0	0	0	0	0	0	10	13	0.00	0.000

Batter	1	2	3	4	5	6	7	8	9	AB	R	H	RBI	BB	SO	LOB
23 Michael Brantley, L (1, 8) OBP: 0.391, SLG: 0.421	B SI 90 X SI 90 1-0 17 HR 1B	B SI 91 1 SAFE 1 SAFE B SI 88 C SI 90 1 SAFE B FC 89 B FF 90 4-1 13 1B 1-2 BB		C SL 79 B SI 91 X FF 89 1-1 ③ G3		F SI 88 B FS 85 F FF 88 D FS 84 D FS 83 F SL 84 X SI 88 3-2 ① FC5 13 HR 1-2 2-3f 3-H		C KN 65 C KN 65 S KN 65 0-3 ② K		4	2	1	1	1	1	3
13 Asdrúbal Cabrera, S (1, 6) OBP: 0.333, SLG: 0.524	B FF 89 B FF 89 X FF 90 2-0 ① F7	X FC 89 0-0 17 G4-6-3 1-2 2-H 1B			C CU 75 B SI 89 X SL 80 1-1 ① G4-3	B FS 86 C SI 87 B FS 86 T SI 87 X SI 88 2-2 1-H 2-H HR		B KN 65 X KN 65 1-0 ③ F7		5	1	2	4	0	0	1
17 Shin-Soo Choo, L (1, 9) OBP: 0.182, SLG: 0.250	1 SAFE B SI 90 X SI 90 1-0 1-H HR	C SI 89 C SI 91 X SI 91 0-2 ② ③ G4-6-3 1-2f			B CH 84 C SL 79 S CH 84 F SI 89 B SI 91 X CH 84 2-2 ② G4-3	B CU 72 B FS 82 C SI 86 C SI 87 F FS 83 X SI 86 2-2 ② F7				4	1	1	2	0	0	2
41 Carlos Santana, S (1, 2) OBP: 0.409, SLG: 0.526	B FF 91 B SL 81 X SI 91 2-0 ② F8		C SL 78 C FF 90 C SI 90 0-3 ① K		B SL 79 B SL 80 C SL 80 C SL 81 F SI 92 B SI 91 F SL 80 X SL 80 3-2 ② 48 1B 1B	C SI 86 B CU 71 B FS 83 F SI 86 B FF 85 X SI 86 3-2 ③ G4-3				4	0	1	0	0	1	0
48 Travis Hafner, L (1, 10) OBP: 0.429, SLG: 0.579	B SI 91 C SL 80 C FF 91 B SI 86 B FF 92 F FF 92 F SI 92 F SL 81 B SI 92 4-2 20 HBP BB		F SI 90 F SI 91 B SI 86 S CH 84 1-3 ② K		D CH 84 F SI 90 1 SAFE B CH 83 C SL 78 X FC 88 2-2 1-2 1B		C KN 64 B KN 64 F KN 64 B KN 60 S KN 65 2-3 ① K			3	0	1	0	1	2	0
20 Orlando Cabrera, R (1, 4) OBP: 0.381, SLG: 0.474	F SI 91 B SI 91 B SL 80 C SL 79 B SL 80 H SI 92 4-2 1-2 HBP		B FC 90 B FF 90 X SI 90 2-0 ③ L7		X FC 89 0-0 ③ G1-4-3		C KN 64 X KN 64 0-1 ② P3			3	0	0	0	0	0	2
28 Travis Buck, L (1, 7) OBP: 0.250, SLG: 0.273	B SL 80 B SI 91 X SI 91 2-0 ③ F7			B FF 89 B SI 90 F FF 90 B SI 90 X FF 90 3-1 ① F8		B SI 88 B SI 88 B SI 87 H SI 89 4-0 9 BB 7 HBP 23 FC5 HBP	B KN 64 X KN 64 1-0 ③ G4-3			3	1	0	0	0	0	2
7 Matt LaPorta, R (1, 3) OBP: 0.353, SLG: 0.467		C SL 79 X SL 80 0-1 23 BB 13 1B 1B		C SL 80 F FF 90 F SL 82 F SI 86 B SL 81 X FF 89 1-2 ② P2		B SL 83 D SI 88 C SI 88 H CH 83 3-1 23 FC5 9 BB 1-2 HBP		S KN 63 X KN 63 0-1 HR		3	2	2	1	0	0	0
9 Jack Hannahan, L (1, 5) OBP: 0.421, SLG: 0.500		F FF 91 F SI 90 B SI 91 B SI 91 X FC 89 2-2 ① F8		C SL 80 B FC 90 B SI 91 B SL 79 B SI 91 4-1 BB		B SI 90 B SI 88 B SI 88 B SI 89 4-0 23 FC5 13 HR 1-2 2-3 BB		C KN 64 X KN 64 0-1 ① G4-3		2	1	0	0	2	0	1
Inning Stats	R: 2 E: 0 K: 0 S: 12 H: 2 LOB: 2 BB: 1 P: 28	R: 1 E: 0 K: 0 S: 10 H: 2 LOB: 1 BB: 1 P: 16	R: 0 E: 0 K: 2 S: 7 H: 0 LOB: 0 BB: 0 P: 10	R: 0 E: 0 K: 0 S: 10 H: 0 LOB: 1 BB: 1 P: 19	R: 0 E: 0 K: 0 S: 15 H: 2 LOB: 2 BB: 0 P: 23	R: 4 E: 0 K: 0 S: 15 H: 1 LOB: 0 BB: 1 P: 36	R: 0 E: 0 K: 1 S: 6 H: 0 LOB: 0 BB: 0 P: 9	R: 1 E: 0 K: 1 S: 8 H: 1 LOB: 0 BB: 0 P: 9		1B: 5 2B: 0 3B: 0 HR: 3 SF: 0 SAC: 0 DP: 1 HBP: 3					

PITCHER		IP	WLS	BF	H	R	ER	SO	BB	IBB	HBP	BLK	WP	HR	S	P	ERA	WHIP
18 Daisuke Matsuzaka, R ERA: 5.4	(1, 1)	5.0	L	24	6	3	3	2	3	0	1	0	0	1	54	96	5.40	1.800
59 Dennys Reyes, L ERA: 16.2	(6, 1)	0.0		3	0	3	3	0	1	0	2	0	0	0	1	12	∞	∞
35 Dan Wheeler, R ERA: 11.57	(6, 1)	1.0		4	1	1	1	0	0	0	0	0	0	1	14	24	9.00	1.000
49 Tim Wakefield, R ERA: 4.5	(7, 1)	2.0		7	1	1	1	2	0	0	0	0	0	1	14	18	4.50	0.500

PITCHER	IP	WLS	BF	H	R	ER	SO	BB	IBB	HBP	BLK	WP	HR	S	P	ERA	WHIP

BOTTOM

Boston Red Sox @ Cleveland Indians

Progressive Field, Cleveland, OH

Wed Apr 06 2011, 7:07 PM - 10:31 PM EDT

Att. 9,523 - Overcast - 39 F

livebaseballscorecards.com

AB	31
R	8
H	8
RBI	8
BB	4
SO	4
LOB	11

Batter	1	2	3	4	5	6	7	8	9	AB	R	H	RBI	BB	SO	LOB
2 Jacoby Ellsbury, L (1, 8) OBP: 0.259, SLG: 0.333	C SI 91 X SI 93 0-1 G4-3		X SI 91 0-0 13 FC3-6 1-2 1B		X SI 91 0-0 G3			C SI 89 1 SAFE B FF 89 B FF 89 B SI 89 B SI 88 4-1 13 G5-3 1-2 BB		3	0	1	0	1	0	1
13 Carl Crawford, L (1, 7) OBP: 0.240, SLG: 0.174	C FF 93 B SI 93 B CH 87 X SI 92 2-1 G4-3		B SI 92 B SI 92 T SI 92 F SI 92 F SI 93 X SL 87 2-2 FC3-6 1-2f 2-3			B SI 91 C SI 92 B CH 85 C SI 91 B SI 92 X SI 92 3-2 F8		C SL 84 X SL 83 0-1 G5-3 1-2 2-3		4	0	0	0	0	0	4
15 Dustin Pedroia, R (1, 4) OBP: 0.261, SLG: 0.227	C SI 93 F SL 87 F SI 93 B SI 93 S SL 86 1-3 K		D SL 87 B SL 87 B SI 91 C SI 91 X SI 91 3-1 F8			C SL 85 C SL 85 B SL 86 B SL 85 X SI 92 2-2 G4-3		C CH 82 C SL 82 F CH 83 F FF 84 D SL 85 F FF 84 D FF 84 X CH 83 2-2 G1-3		4	0	0	0	0	1	4
28 Adrián González, L (1, 3) OBP: 0.360, SLG: 0.522		B FF 91 B SI 93 F SI 92 B SI 92 B SI 92 4-1 BB		B SI 92 S CH 86 X SI 91 1-1 G4-3		X CH 87 0-0 F8			C FF 92 B SL 82 X SL 83 1-1 G4-3	3	0	0	0	1	0	0
20 Kevin Youkilis, R (1, 5) OBP: 0.292, SLG: 0.211		C SI 92 B SL 86 B SI 91 S SI 91 B SI 92 X SI 91 3-2 L4		C SL 85 B SL 84 S SI 92 F SL 85 F SI 92 S SL 84 1-3 K			C SL 85 B SL 85 F SI 90 X SL 85 1-2 G6-3		C FF 92 B SL 82 X SL 79 1-1 G6-3	4	0	0	0	0	1	1
34 David Ortiz, L (1, 10) OBP: 0.292, SLG: 0.500 54 Darnell McDonald, R (9, PR)		C SI 92 C SI 92 B SI 92 X SI 93 1-2 F7		C SI 93 B SL 84 F SI 92 B SL 88 B SI 93 C SI 92 3-3 K			C CH 86 B CH 86 X SI 92 1-1 G6-3		B SL 81 C FF 91 B SL 83 B FF 92 B SL 81 4-1 7 1B BB	3 0	0 0	0 0	0 0	1 0	1 0	1 0
7 J.D. Drew, L (1, 9) OBP: 0.286, SLG: 0.308		C SI 92 S SL 86 B SI 92 B SI 93 X SL 85 2-2 F8			B SI 91 B CH 84 C SI 91 B SI 91 X SI 91 3-1 G4-3		F SI 92 B CH 86 F CH 86 X SI 92 1-2 F7		X FF 92 0-0 1-3 1B	4	0	1	0	0	0	1
39 Jarrod Saltalamacchia, S (1, 2) OBP: 0.188, SLG: 0.071			C SI 92 F CH 86 B SI 93 B SL 87 B SI 91 X SI 92 3-2 F7		S CH 86 S CH 86 B CH 87 C SL 84 1-3 K			C SI 88 B CH 80 B CH 79 X SI 89 2-1 L8		3	0	0	0	0	1	0
10 Marco Scutaro, R (1, 6) OBP: 0.222, SLG: 0.176			C SI 92 B SI 92 B SL 84 B SI 91 B FF 92 4-1 13 FC3-6 2 1B BB		B SI 92 B SI 92 C FF 91 F SI 91 B SL 86 F SI 92 X FF 92 3-2 1B			C FC 86 X CU 76 0-1 13 G5-3 2 BB 1B		2	0	2	0	1	0	0
Inning Stats	R: 0 E: 0 K: 1 S: 8 H: 0 LOB: 0 BB: 0 P: 11	R: 0 E: 0 K: 0 S: 10 H: 0 LOB: 1 BB: 1 P: 20	R: 0 E: 0 K: 0 S: 11 H: 1 LOB: 2 BB: 1 P: 23	R: 0 E: 0 K: 2 S: 10 H: 0 LOB: 0 BB: 0 P: 15	R: 0 E: 0 K: 1 S: 10 H: 1 LOB: 1 BB: 0 P: 17	R: 0 E: 0 K: 0 S: 7 H: 0 LOB: 0 BB: 0 P: 12	R: 0 E: 0 K: 0 S: 8 H: 0 LOB: 0 BB: 0 P: 11	R: 0 E: 0 K: 0 S: 13 H: 1 LOB: 2 BB: 1 P: 21	R: 0 E: 0 K: 0 S: 6 H: 1 LOB: 2 BB: 1 P: 12	1B: 4 2B: 0 3B: 0 HR: 0 SF: 0 SAC: 0 DP: 0 HBP: 0						

PITCHER		IP	WLS	BF	H	R	ER	SO	BB	IBB	HBP	BLK	WP	HR	S	P	ERA	WHIP
55 Roberto Hernandez, R ERA: 9.0	(1, 1)	7.0		25	2	0	0	4	2	0	0	0	0	0	64	109	0.00	0.571
37 Chad Durbin, R ERA: 4.5	(8, 1)	0.1		3	1	0	0	0	1	0	0	0	0	0	5	11	0.00	6.000
53 Rafael Perez, L ERA:	(8, 1)	0.2	W	2	0	0	0	0	0	0	0	0	0	0	8	10	0.00	0.000
54 Chris Perez, R ERA:	(9, 1)	1.0	S	4	1	0	0	0	1	0	0	0	0	0	6	12	0.00	2.000

PITCHER	IP	WLS	BF	H	R	ER	SO	BB	IBB	HBP	BLK	WP	HR	S	P	ERA	WHIP

TOP

Boston Red Sox @ Cleveland Indians

Progressive Field, Cleveland, OH

Thu Apr 07 2011, 12:07 PM - 2:43 PM EDT

Att. 10,594 - Cloudy - 38 F

livebaseballscorecards.com

AB	30
R	0
H	4
RBI	0
BB	4
SO	4
LOB	12

WP: 0	PA: 34		
PB: 0			
SB: 0			
CS: 0			

BOTTOM

Batter	1	2	3	4	5	6	7	8	9	AB	R	H	RBI	BB	SO	LOB
20 Orlando Cabrera, R (1, 4) OBP: 0.333, SLG: 0.409	C FF 91 B FC 89 X SI 91 1-1 G6-3 ①		B CU 74 C FF 92 B SI 91 X FF 92 2-1 FC5-4 ② 1-2f 2-3		C FF 93 C SI 92 F FC 90 F CU 77 B FC 90 S FF 92 1-3 K ③			B FF 96 B FF 95 C FF 96 X FF 96 2-1 SH3-4 ① 1-3		3	0	0	0	0	1	3
13 Asdrúbal Cabrera, S (1, 6) OBP: 0.296, SLG: 0.458	C FF 91 B SI 91 C FC 89 S CU 77 1-3 K ②		F FC 90 F FC 87 S CU 77 0-3 K ③			B FF 91 F CH 83 F FC 87 B FF 92 C FC 87 2-3 K ①		B SL 81 B SI 96 F SI 97 X FF 97 2-1 SH5-3 ② 3-H		3	0	0	1	0	3	2
17 Shin-Soo Choo, L (1, 9) OBP: 0.154, SLG: 0.208	B FF 93 C FF 91 F FC 88 C CU 75 1-3 K ③			C CU 73 F FC 87 B FF 90 B CU 74 X FC 87 2-2 G3-1 ①		C FF 91 B CH 83 X FC 88 1-1 F8 ②		C CH 89 X CH 90 0-1 G4-3 ③		4	0	0	0	0	1	0
41 Carlos Santana, S (1, 2) OBP: 0.400, SLG: 0.476		S FF 91 B CU 74 B CH 83 B SI 89 C FF 92 F FF 91 X FC 88 3-2 G5-3 ①		C CH 84 F FC 89 B CU 77 B CH 85 B FC 87 B FF 93 4-2 47 CS BB		C FF 93 F FC 90 S FC 88 0-3 K ③				2	0	0	0	1	1	0
47 Shelley Duncan, R (1, 10) OBP: 0.750, SLG: 1.000		C FF 93 F CH 85 B CU 77 C FC 87 1-3 K ②		C CU 75 B FF 93 F FC 90 B FC 90 B FF 93 B FF 93 4-2 1-2 BB ②			B FC 91 B CH 83 C FF 90 T FC 88 X FC 87 2-2 7 G5-3 2B			2	0	1	0	1	1	0
26 Austin Kearns, R (1, 7)		C FF 92 B CH 86 B SI 92 F FC 88 B CU 76 X FC 88 3-2 G6-3 ③		F FF 93 B FC 90 C FF 93 B CU 77 F FF 93 1 SAFE B SI 91 F FF 93 S FC 88 3-3 K ③			B FC 87 B FC 89 X FC 88 2-0 B2 ①			3	0	0	0	0	1	2
7 Matt LaPorta, R (1, 3) OBP: 0.400, SLG: 0.471			X FF 91 0-0 28 FC6-4 1B		B CH 82 B CH 82 B SI 90 C FC 88 B FF 90 4-1 BB		X SI 90 0-0 G5-3 ② 2-3			2	0	1	0	1	0	1
28 Travis Buck, L (1, 8) OBP: 0.200, SLG: 0.214 23 Michael Brantley, L (9, 8) OBP: 0.391, SLG: 0.421			F FC 88 D FC 88 X FF 91 1-1 FC6-4 ① 20 FC5-4 8 1B 1-2f		F FC 89 D CU 74 F FC 87 D CU 76 S FC 86 2-3 K ①		X FC 88 0-0 G4-3 ③			3 0	0 0	0 0	0 0	0 0	1 0	3 0
8 Adam Everett, R (1, 5) OBP: 0.667, SLG: 0.500			B FC 88 C CU 73 B FC 89 1 SAFE B FF 92 C FF 91 F FC 86 X FF 91 3-2 20 FC5-4 1-2 1B		1 SAFE X FF 92 0-0 P4 ②			B FF 96 F FF 96 B FF 96 B FF 96 B FF 96 4-1 20 SH3-4 20 S 13 SH5-3 BB		2	1	1	0	1	0	1
Inning Stats	R: 0 E: 0 K: 2 S: 8 H: 0 LOB: 0 BB: 0 P: 11	R: 0 E: 0 K: 1 S: 10 H: 0 LOB: 0 BB: 0 P: 17	R: 0 E: 0 K: 1 S: 12 H: 2 LOB: 2 BB: 0 P: 18	R: 0 E: 0 K: 1 S: 12 H: 0 LOB: 1 BB: 2 P: 25	R: 0 E: 0 K: 2 S: 10 H: 0 LOB: 1 BB: 1 P: 17	R: 0 E: 0 K: 2 S: 8 H: 0 LOB: 0 BB: 0 P: 11	R: 0 E: 0 K: 0 S: 6 H: 1 LOB: 1 BB: 0 P: 10	R: 1 E: 0 K: 0 S: 7 H: 0 LOB: 0 BB: 1 P: 15		1B: 2 2B: 1 3B: 0 HR: 0 SF: 0 SAC: 2 DP: 0 HBP: 0						

PITCHER		IP	WLS	BF	H	R	ER	SO	BB	IBB	HBP	BLK	WP	HR	S	P	ERA	WHIP
31 Jon Lester, L ERA: 3.65	(1, 1)	7.0		26	3	0	0	9	3	0	0	0	0	0	66	109	0.00	0.857
51 Daniel Bard, R ERA: 16.88	(8, 1)	1.0	L	4	0	1	1	0	1	0	0	0	0	0	7	15	9.00	1.000

PITCHER	IP	WLS	BF	H	R	ER	SO	BB	IBB	HBP	BLK	WP	HR	S	P	ERA	WHIP

Boston Red Sox @ Cleveland Indians

Progressive Field, Cleveland, OH

Thu Apr 07 2011, 12:07 PM - 2:43 PM EDT

Att. 10,594 - Cloudy - 38 F

livebaseballscorecards.com

AB	24
R	1
H	3
RBI	1
BB	4
SO	9
LOB	12

WP: 0 PA: 30
PB: 0
SB: 1
CS: 1

Cleveland Indians @ Seattle Mariners

Safeco Field, Seattle, WA

Fri Apr 08 2011, 7:20 PM - 10:24 PM PDT

Att. 45,731 - Partly Cloudy - 53 F

TOP

livebaseballscorecards.com

Batter	1	2	3	4	5	6	7	8	9	AB	R	H	RBI	BB	SO	LOB
23 Michael Brantley, L (1, 8) OBP: 0.379, SLG: 0.400	B FF 87 C SI 88 C FC 86 X FF 89 1-2 G6-3 ①		X FF 88 0-0 G4-3 ② 2-3	B FF 93 C SI 92 X SL 84 1-1 17 BB 41 1B 1-2 1B	B FF 93 X SL 84 1-0 13 WP 1-2 1B		C FC 88 F CH 81 C SL 80 0-3 K ②		X FC 89 0-0 G4-3 ③	6	1	2	0	0	1	2
13 Asdrúbal Cabrera, S (1, 6) OBP: 0.281, SLG: 0.517	B FC 84 F SI 88 B FC 86 X SI 89 2-1 HR		B FF 88 X CH 80 1-0 F9 ③	C FF 94 B SL 85 B SI 92 F SL 84 S CU 77 2-3 K ②	B FF 92 F FF 92 F SI 93 S CU 76 1-3 K ② 1-2 2-H		B SI 86 F SI 86 B FF 89 X SI 85 2-1 G5-3 ③			5	1	1	1	0	2	4
17 Shin-Soo Choo, L (1, 9) OBP: 0.200, SLG: 0.222 28 Travis Buck, L (8, PH) OBP: 0.250, SLG: 0.333 (8, 9)	B FF 88 B FF 88 X CH 81 2-0 P5 ②			41 1B 48 1B 1B 4-1 41 1B 48 HR BB	X FF 92 0-0 G4-3 ③			B FF 93 B FF 93 X FF 93 2-0 2B		3	2	1	0	1	0	1
										1	0	1	0	0	0	0
41 Carlos Santana, S (1, 2) OBP: 0.400, SLG: 0.462	C FC 85 B KC 75 S CH 81 B SI 89 F FC 85 F CH 81 X FF 88 2-2 P3 ③			B FF 88 2-1 48 1B 20 1B 1-3 1B 2-2 48 HR 1B		B SI 86 F SI 84 B CH 79 B SI 86 X SL 85 3-1 G6-3 ①		C FF 92 D FS 81 S FS 82 S FS 81 1-3 K ①		5	2	2	2	0	1	1
48 Travis Hafner, L (1, 10) OBP: 0.423, SLG: 0.667		C KC 75 C FC 84 B SI 88 X FC 84 1-2 G4-3 ①		B FF 87 1-0 20 1B 26 2B 1-2 3-H 1B 2-0 1-H 2-H HR		F FC 89 B CH 81 F FC 88 B SL 79 X FF 89 2-2 G1-3 ②		B FF 92 C FF 92 D FS 82 X FF 93 2-1 L8 ②		5	2	2	4	0	0	1
20 Orlando Cabrera, R (1, 4) OBP: 0.429, SLG: 0.480 8 Adam Everett, R (8, PH) OBP: 0.500, SLG: 0.333 (8, 4)		B FC 83 X CH 80 1-0 26 G5-4-3 1B		X FF 87 X CH 80 0-1 26 2B 7 SF7 1-2 2-H 1B X FF 94 0-0 1B		B SI 87 B SI 85 C SI 88 B CH 81 B FF 85 4-1 26 1B BB		C FF 92 S SL 85 S FS 83 0-3 K ③		3	1	3	1	1	0	0
										1	0	0	0	0	1	1
26 Austin Kearns, R (1, 7) OBP: 0.294, SLG: 0.214		B FF 87 X CH 80 1-0 G5-4-3 ② ③ 1-2f		9 1B 2B 1-3 2-H 2-3 K ③		X SI 86 0-0 1-2 1B			B SI 92 S FC 89 F SI 91 B CU 80 S CU 80 2-3 K ①	5	1	2	1	0	2	2
7 Matt LaPorta, R (1, 3) OBP: 0.400, SLG: 0.500			S CH 77 B SI 86 B FF 87 B CH 80 F FC 85 S CH 80 3-3 K ①	F FC 85 B CH 80 X FC 85 1-1 SF7 ① 3-H B FF 92 F FF 94 C FU 76 F CU 78 B CU 77 F FF 94 B SL 86 B SL 86 4-2 13 WP 23 1B BB		B SI 86 F SI 85 B CH 82 D SL 78 X SI 86 3-1 F7 ③			X SI 90 0-0 9 G4-3 2B	3	1	1	1	1	1	2
9 Jack Hannahan, L (1, 5) OBP: 0.417, SLG: 0.524			B FC 84 B FF 88 B CH 80 C FF 88 C FC 84 X FC 84 3-2 23 G4-3 2B	X SI 88 0-0 17 BB 23 1B 41 1B 2-H 1B C FF 92 S CU 75 B FF 92 F CU 77 B FF 93 F SL 85 B FF 94 X FF 92 3-2 F8 ①			C FF 87 F SL 78 B SL 79 B FC 89 C SL 79 2-3 K ①		F SI 92 B SI 90 F FC 90 F CU 80 B CU 79 X SI 92 2-2 G4-3 ② 2-3	5	1	2	1	0	1	2

Inning Stats																								
	R: 1	H: 1	R: 0	H: 1	R: 0	H: 1	R: 10	H: 10	R: 1	H: 1	R: 0	H: 1	R: 0	H: 0	R: 0	H: 1	R: 0	H: 1	1B: 11	SF: 1	WP: 1	PA: 46		
	E: 0	LOB: 0	E: 0	LOB: 0	E: 0	LOB: 1	E: 0	LOB: 1	E: 1	LOB: 1	E: 0	LOB: 2	E: 0	LOB: 0	E: 0	LOB: 1	E: 0	LOB: 1	2B: 4	SAC: 0	PB: 0			
	K: 0	BB: 0	K: 0	BB: 0	K: 1	BB: 0	K: 2	BB: 1	K: 1	BB: 1	K: 0	BB: 1	K: 2	BB: 0	K: 2	BB: 0	K: 1	BB: 0	3B: 0	DP: 1	SB: 0			
	S: 11	P: 18	S: 5	P: 8	S: 8	P: 15	S: 28	P: 50	S: 14	P: 23	S: 9	P: 21	S: 8	P: 12	S: 9	P: 14	S: 9	P: 13	HR: 2	HBP: 0	CS: 0			

PITCHER		IP	WLS	BF	H	R	ER	SO	BB	IBB	HBP	BLK	WP	HR	S	P	ERA	WHIP
38 Jason Vargas, L ERA: 7.2	(1, 1)	3.1	L	18	9	7	7	1	0	0	0	0	0	1	37	63	18.90	2.700
54 Tom Wilhelmsen, R ERA: 13.5	(4, 1)	1.2		12	5	5	4	3	2	0	0	0	1	1	29	51	21.60	4.200
32 Aaron Laffey, L ERA:	(6, 1)	2.0		8	1	0	0	2	1	0	0	0	0	0	17	33	0.00	1.000
31 Josh Lueke, R ERA: 21.6	(8, 1)	1.0		4	1	0	0	2	0	0	0	0	0	0	9	14	0.00	1.000
50 Jamey Wright, R ERA:	(9, 1)	1.0		4	1	0	0	1	0	0	0	0	0	0	9	13	0.00	1.000

PITCHER	IP	WLS	BF	H	R	ER	SO	BB	IBB	HBP	BLK	WP	HR	S	P	ERA	WHIP

AB	42
R	12
H	17
RBI	11
BB	3
SO	9
LOB	16

Batter	1	2	3	4	5	6	7	8	9	AB	R	H	RBI	BB	SO	LOB
51 Ichiro Suzuki, L (1, 9) OBP: 0.375, SLG: 0.321	C FF 94 B SI 93 B CH 86 X FF 94 2-1 9 L5-3 1B		B SI 91 L FF 90 X CH 85 1-1 ③ G4-3		B FF 92 B CH 85 F SI 90 F SI 91 X SI 92 2-2 1-2 2-H 1B		B SI 88 F SI 88 S SI 88 B CH 82 T SI 88 2-2 ② K		X SI 94 0-0 E3 15 FC5 1-2 2-3 3-H	5	0	2	2	0	1	4
9 Chone Figgins, S (1, 5) OBP: 0.097, SLG: 0.233	L SI 92 C SI 92 1 SAFE B SI 93 D CH 86 X SI 95 2-2 ①② L5-3 1-1			C FF 90 B FF 91 B CH 84 X FF 92 2-1 ① G4-3	X SI 91 0-0 ② F9		B CH 84 F SI 88 C SI 88 F CU 70 F CU 71 F SI 87 B SI 87 X SI 88 2-2 ③ G1-3		C FF 94 F SI 94 B SI 95 F SL 82 X FF 93 1-2 ① F7	5	0	0	0	0	0	7
15 Milton Bradley, S (1, 7) OBP: 0.355, SLG: 0.393	S CH 86 B SI 93 F CH 87 B SI 93 S CH 88 2-3 ③ K			B FF 91 F SI 92 X SI 91 1-1 ② G4-3	F CH 85 B CU 79 B CH 84 F SI 91 B CU 80 S CH 84 3-3 ③ K			B SI 86 B SI 86 B SI 87 C SI 85 F SI 86 F SI 86 B CU 70 4-2 BB	S SI 94 S SI 94 B SI 96 D CH 88 X SI 94 2-2 ② FC5 1-2 2-3f 3-H	4	0	0	1	1	2	4
29 Jack Cust, L (1, 10) OBP: 0.333, SLG: 0.240		C SI 92 F CH 87 B FF 93 S SI 93 1-3 ① K		X CH 84 0-0 2B		B SI 90 B CH 83 X FF 90 2-0 ① F7		C SI 87 S CH 81 B CU 71 B SI 88 S CH 82 2-3 ① K	B SI 94 S FF 94 C SL 83 B SI 95 C SI 95 2-3 ③ K	5	0	1	0	0	3	3
17 Justin Smoak, S (1, 3) OBP: 0.379, SLG: 0.375		X SI 92 0-0 ② G4-3		B SI 92 B SI 92 B FF 91 B SI 91 4-0 BB		X SI 92 0-0 1B		C SI 87 X SI 87 0-1 ② F8		3	0	1	0	1	0	1
30 Miguel Olivo, R (1, 2) OBP: 0.318, SLG: 0.286		B SI 94 B CH 86 B SI 92 C FF 92 C SI 93 F FF 94 F FF 93 S CH 87 3-3 ③ K		S SL 83 F CU 80 B SI 93 S CU 79 1-3 ③ K		B CH 84 S FF 91 C CU 78 F CU 78 B FF 92 F CH 85 D SL 85 F SL 83 S FF 90 3-3 ② K		B CU 70 B SI 86 X SI 86 2-0 ③ L4		4	0	0	0	0	3	4
4 Adam Kennedy, L (1, 4) OBP: 0.300, SLG: 0.400			B SI 91 B SI 91 C SI 90 T FF 92 X CH 87 2-2 ① G4-3		F SI 90 B SI 92 X SI 92 1-1 ① P6	F SI 92 D CH 84 B SI 89 X SI 92 2-1 ③ F8			B SI 94 C FF 90 X SI 94 1-1 26 1B 51 E 1B	4	1	1	0	0	0	1
26 Brendan Ryan, R (1, 6) OBP: 0.304, SLG: 0.222			C SI 93 B CU 78 F SI 92 X CU 80 1-2 ② F8		C SI 92 H CU 78 1-1 12 BB 51 1B HBP		B SI 90 F SI 89 F SI 88 B CU 72 X SI 89 2-2 ① F8		F SI 94 X SI 94 0-1 51 E 12 BB 15 FC5 1-3 1B	3	2	1	0	0	0	0
12 Ryan Langerhans, L (1, 8) OBP: 0.353, SLG: 0.385			B CH 86 B SI 92 B SI 92 B SI 90 4-0 BB		B FF 92 C SI 89 F CH 84 D CU 80 B SI 93 B SI 89 4-2 51 1B 1-2 BB		B FF 88 C SI 87 B SI 87 S SI 88 B SI 88 B SI 88 4-2 BB		B FF 94 S FF 93 B SL 81 B SI 94 B SI 90 4-1 15 FC5 51 E 1-2 BB	0	0	0	0	4	0	0
Inning Stats	R: 0 E: 0 K: 1 S: 8 H: 1 LOB: 0 BB: 0 P: 14	R: 0 E: 0 K: 2 S: 9 H: 0 LOB: 0 BB: 0 P: 13	R: 0 E: 0 K: 0 S: 8 H: 0 LOB: 1 BB: 1 P: 16	R: 0 E: 0 K: 1 S: 8 H: 1 LOB: 2 BB: 1 P: 16	R: 1 E: 0 K: 1 S: 12 H: 1 LOB: 2 BB: 1 P: 23	R: 0 E: 0 K: 1 S: 10 H: 1 LOB: 1 BB: 0 P: 17	R: 0 E: 0 K: 1 S: 14 H: 0 LOB: 1 BB: 1 P: 24	R: 0 E: 0 K: 1 S: 9 H: 0 LOB: 1 BB: 1 P: 17	R: 2 E: 1 K: 1 S: 16 H: 2 LOB: 2 BB: 1 P: 26	1B: 5 2B: 2 3B: 0 HR: 0 SF: 0 SAC: 0 DP: 1 HBP: 1						

PITCHER	IP	WLS	BF	H	R	ER	SO	BB	IBB	HBP	BLK	WP	HR	S	P	ERA	WHIP
59 Carlos Carrasco, R (1, 1) ERA: 5.68	6.0	W	25	4	1	1	6	3	0	1	0	0	0	55	99	1.50	1.167
39 Justin Germano, R (7, 1) ERA: 7.2	2.0		8	0	0	0	2	2	0	0	0	0	0	23	41	0.00	1.000
56 Frank Herrmann, R (9, 1) ERA: 9.0	1.0		7	2	2	1	1	1	0	0	0	0	0	16	26	9.00	3.000

PITCHER	IP	WLS	BF	H	R	ER	SO	BB	IBB	HBP	BLK	WP	HR	S	P	ERA	WHIP

BOTTOM

Cleveland Indians @ Seattle Mariners

Safeco Field, Seattle, WA

Fri Apr 08 2011, 7:20 PM - 10:24 PM PDT

Att. 45,731 - Partly Cloudy - 53 F

livebaseballscorecards.com

AB	33
R	3
H	6
RBI	3
BB	6
SO	9
LOB	24

Batter	1	2	3	4	5	6	7	8	9	AB	R	H	RBI	BB	SO	LOB
23 Michael Brantley, L (1, 8) OBP: 0.394, SLG: 0.393	C FF 86 C SI 89 X CU 73 0-2 13 G1-6-3 1B		B SI 91 C SI 90 F FC 86 B SI 88 F FC 87 X CH 84 2-2 ③ F7		C CU 76 B CU 76 B SI 89 B CH 85 B CH 84 4-1 17 1B 13 1B BB		C FF 93 B FS 81 S FS 82 X FS 80 1-2 ③ G4-3			3	0	1	0	1	0	0
13 Asdrúbal Cabrera, S (1, 6) OBP: 0.306, SLG: 0.515	L SI 88 D SI 89 1 SAFE B SI 88 D CH 81 X SI 87 3-1 ① ② G1-6-3 1-2f			C SI 88 B CU 74 X CH 83 1-1 41 G3-1 17 1B 20 SF7 1B	1 SAFE C SI 88 F CU 74 B FC 88 B FC 87 1 SAFE X SI 88 2-2 17 1B 1-2 1B			B SI 94 S SI 93 F SI 94 X CH 87 1-2 ① L4		4	1	2	0	0	0	1
17 Shin-Soo Choo, L (1, 9) OBP: 0.235, SLG: 0.258	B SI 89 B CH 83 B SI 90 C SI 89 C SI 88 X SI 89 3-2 ③ G4-3			B FF 88 X FC 85 1-0 41 G3-1 20 E 1-2 1B	B SI 89 B FC 86 C SI 89 X CH 83 2-1 1-2 2-3 1B			C CH 86 F SL 85 B FF 95 X SL 84 1-2 ② G4-3		4	1	2	0	0	0	0
41 Carlos Santana, S (1, 2) OBP: 0.353, SLG: 0.400		C SI 88 B CH 80 C SI 90 X FC 87 1-2 ① G1		C SI 89 S SI 87 D CH 83 F CH 82 X FF 89 1-2 ① G3-1 1-2 2-3	B FF 89 S CH 84 X FF 89 1-1 ③ P4			B SI 93 X CH 85 1-0 ③ G3		4	0	0	0	0	0	5
48 Travis Hafner, L (1, 10) OBP: 0.433, SLG: 0.630 8 Adam Everett, R (9, PR) OBP: 0.500, SLG: 0.333 (9, 10)		C SI 87 B FC 88 C SI 91 B CU 76 X FF 88 2-2 ② F8		B SI 89 B FF 90 I I IN 72 4-0 20 E IBB		C CU 73 X FC 85 0-1 ① G3			F SI 92 X CH 85 0-1 20 G6-4-3 1B	3 0	0 0	1 0	0 0	1 0	0 0	0 0
20 Orlando Cabrera, R (1, 4) OBP: 0.406, SLG: 0.464		X SI 89 0-0 1B		B FF 90 B SI 89 C SI 90 F SI 90 D SI 91 F SI 91 F SI 90 X SI 88 3-2 ② SF7 1-3 2-H 3-H		B CU 73 F SI 89 X CU 75 1-1 ② F8			1 SAFE M FF 93 1 SAFE X SI 94 0-1 ① ② G6-4-3 1-2f	3	0	1	1	0	0	1
28 Travis Buck, L (1, 7) OBP: 0.200, SLG: 0.263		1 SAFE C FF 89 B SI 89 B SI 88 S CH 83 S FC 87 2-3 ③ K		C SI 88 S FC 85 S FC 88 0-3 ③ K		B SI 88 F SI 89 S CH 84 F SI 91 F FC 86 F CH 83 S CU 76 1-3 ③ K			X SI 93 0-0 ③ F8	4	0	0	0	0	3	3
7 Matt LaPorta, R (1, 3) OBP: 0.393, SLG: 0.455			C SI 88 C CU 74 F SI 88 F CU 75 B CU 76 X FF 90 1-2 ① G6-3		B SI 88 B SI 89 S CH 84 B FC 87 X CH 84 3-1 ① G5-3		C FF 91 B FS 86 F FF 92 B FS 82 B FS 82 F FF 92 F FF 91 B FF 92 4-2 9 G3-6-3 BB			2	0	0	0	1	0	0
9 Jack Hannahan, L (1, 5) OBP: 0.370, SLG: 0.458			C SI 88 X CH 83 0-1 ② G1-3		C CU 76 B SI 89 X CH 84 1-1 ② F8		C FF 92 X FS 83 0-1 ① ② G3-6-3 1-2f			3	0	0	0	0	0	1
Inning Stats	R: 0 E: 0 K: 0 S: 8 H: 1 LOB: 0 BB: 0 P: 14	R: 0 E: 0 K: 1 S: 10 H: 1 LOB: 1 BB: 0 P: 15	R: 0 E: 0 K: 0 S: 11 H: 0 LOB: 0 BB: 0 P: 14	R: 2 E: 1 K: 1 S: 15 H: 2 LOB: 1 BB: 1 P: 25	R: 0 E: 0 K: 0 S: 12 H: 2 LOB: 3 BB: 1 P: 25	R: 0 E: 0 K: 1 S: 10 H: 0 LOB: 0 BB: 0 P: 12	R: 0 E: 0 K: 0 S: 9 H: 0 LOB: 0 BB: 1 P: 14	R: 0 E: 0 K: 0 S: 7 H: 0 LOB: 0 BB: 0 P: 10	R: 0 E: 0 K: 0 S: 5 H: 1 LOB: 1 BB: 0 P: 5	1B: 7 2B: 0 3B: 0 HR: 0 SF: 1 SAC: 0 DP: 3 HBP: 0						

TOP

Cleveland Indians @ Seattle Mariners

Safeco Field, Seattle, WA

Sat Apr 09 2011, 6:12 PM - 8:56 PM PDT

Att. 30,303 - Cloudy - 52 F

livebaseballscorecards.com

AB	30
R	2
H	7
RBI	1
BB	3
SO	3
LOB	11

PITCHER		IP	WLS	BF	H	R	ER	SO	BB	IBB	HBP	BLK	WP	HR	S	P	ERA	WHIP
58 Doug Fister, R ERA: 2.31	(1, 1)	6.0	L	25	6	2	1	3	1	1	0	0	0	0	66	105	1.50	1.167
31 Josh Lueke, R ERA: 13.5	(7, 1)	1.0		3	0	0	0	0	1	0	0	0	0	0	9	14	0.00	1.000
46 Chris Ray, R ERA: 8.1	(8, 1)	2.0		6	1	0	0	0	0	0	0	0	0	0	12	15	0.00	0.500

PITCHER	IP	WLS	BF	H	R	ER	SO	BB	IBB	HBP	BLK	WP	HR	S	P	ERA	WHIP

WP: 0 PB: 0 SB: 0 CS: 0 PA: 34

BOTTOM

Cleveland Indians @ Seattle Mariners

Safeco Field, Seattle, WA

Sat Apr 09 2011, 6:12 PM - 8:56 PM PDT

Att. 30,303 - Cloudy - 52 F

livebaseballscorecards.com

Batter	1	2	3	4	5	6	7	8	9	AB	R	H	RBI	BB	SO	LOB
51 Ichiro Suzuki, L (1, 9) OBP: 0.361, SLG: 0.313	B SI 92 B SI 93 X SI 91 2-0 G5-3 ①		C SI 92 X SL 83 0-1 1B			C SI 89 F SI 92 F SI 93 X SL 84 0-2 G6-3 ①	B SL 84 C SL 84 D SL 85 X SL 85 2-1 B1-3 ③			4	0	1	0	0	0	2
9 Chone Figgins, S (1, 5) OBP: 0.143, SLG: 0.294	C SI 93 B SI 90 C SI 93 F SL 87 C SI 94 1-3 K ②		C SI 93 B FF 92 P PO 90 X SI 91 2-1 L6 ③			B SI 92 C SI 90 C SL 81 F SL 84 X SI 92 1-2 15 WP 1B		C FF 90 S FF 90 B FF 90 B FF 91 F FF 90 F FF 91 B CH 81 X FF 90 3-2 2B		4	0	2	0	0	1	1
15 Milton Bradley, S (1, 7) OBP: 0.314, SLG: 0.344	C SI 92 B SI 93 B SI 95 B SI 89 F SI 91 F SI 91 S SI 94 3-3 K ③			X SI 90 0-0 F7 ①		F SI 91 S SI 93 F SI 94 B SI 94 F SL 84 F SI 94 S SL 85 1-3 K ② 1-3		F FF 91 B FF 90 D CH 81 S FF 91 X SL 82 2-2 F7 ①		4	0	0	0	0	2	2
29 Jack Cust, L (1, 10) OBP: 0.294, SLG: 0.207		B SI 91 B SI 92 X SI 94 2-0 F7 ①		C SI 90 B SI 94 S SL 82 B SI 93 F SL 84 X SI 94 2-2 F7 ②		B SI 93 S SL 83 B SL 84 B SI 91 F SI 91 S SL 84 3-3 K ③		C FF 91 S SL 83 D SL 81 S SL 82 1-3 K ②		4	0	0	0	0	2	2
17 Justin Smoak, S (1, 3) OBP: 0.364, SLG: 0.393		C SI 93 S SI 95 B FF 96 F SI 93 C SL 85 1-3 K ②		S SL 83 F SL 82 F SL 87 S SI 94 0-3 K ③			B SL 78 B SI 89 C SI 91 F SI 92 B SL 81 F SI 93 F SI 91 X SI 93 3-2 55 1B 2B	X FF 90 0-0 G6-3 ③		4	1	1	0	0	2	1
30 Miguel Olivo, R (1, 2) OBP: 0.308, SLG: 0.250		C SI 92 S SL 85 B SL 85 B SI 96 B SI 94 F SI 90 B SI 92 4-2 BB			B SI 91 S SL 79 B SL 83 X SI 93 2-1 F9 ①		B SI 91 B SI 91 F SI 89 X SI 90 2-1 G6-3 ①		B FF 94 X FF 93 1-0 P4 ①	3	0	0	0	1	0	1
4 Adam Kennedy, L (1, 4) OBP: 0.333, SLG: 0.500 1 Luis Antonio Rodriguez, S (8, PH) OBP: 0.333, SLG: 0.400 (8, 4)		B SI 93 S SI 91 B SI 93 F SI 89 F SI 92 F SI 93 S SL 85 2-3 K ③			B SI 92 F SI 90 B SI 93 X SI 90 2-1 26 G3 2B		B SL 83 B SL 83 B FF 88 C SL 88 B FF 88 4-1 55 E 55 1B BB		B FF 93 C FF 92 B SL 82 S FF 92 S FF 92 2-3 K ②	2 1	0 0	1 0	0 0	1 1	1 0
26 Brendan Ryan, R (1, 6) OBP: 0.269, SLG: 0.190 12 Ryan Langerhans, L (9, PH) OBP: 0.333, SLG: 0.357			B SI 93 C SI 90 C SL 82 S SL 85 1-3 K ①		C SL 80 X SI 93 0-1 G3 ② 2-3		B SL 83 F FF 87 S SL 84 D SL 84 S SL 83 2-3 K ②		B FF 92 C FF 93 S SL 81 B SL 82 B FF 93 S FF 93 3-3 K ③	3 1	0 0	0 0	0 0	0 0	2 1	3 0
55 Michael Saunders, L (1, 8) OBP: 0.143, SLG: 0.154			C SI 93 F SI 94 B SL 85 B SI 94 F SI 93 F SL 86 S SL 84 2-3 K ②		B SL 82 X SI 92 1-0 G4-3 ③		B SL 83 X SL 84 1-0 E8 1-3 2-H 1B			3	0	1	1	0	1	1

Inning Stats	1	2	3	4	5	6	7	8	9
	R: 0 E: 0 K: 2 S: 9 H: 0 LOB: 0 BB: 0 P: 15	R: 0 E: 0 K: 2 S: 13 H: 0 LOB: 1 BB: 1 P: 22	R: 0 E: 0 K: 2 S: 13 H: 1 LOB: 1 BB: 0 P: 17	R: 0 E: 0 K: 1 S: 9 H: 0 LOB: 0 BB: 0 P: 11	R: 0 E: 0 K: 0 S: 7 H: 1 LOB: 1 BB: 0 P: 12	R: 0 E: 0 K: 2 S: 17 H: 1 LOB: 1 BB: 0 P: 22	R: 1 E: 1 K: 1 S: 14 H: 2 LOB: 2 BB: 1 P: 28	R: 0 E: 0 K: 1 S: 12 H: 1 LOB: 1 BB: 0 P: 18	R: 0 E: 0 K: 2 S: 7 H: 0 LOB: 0 BB: 0 P: 13

1B: 3	SF: 0
2B: 3	SAC: 0
3B: 0	DP: 0
HR: 0	HBP: 0
WP: 2	PA: 35
PB: 0	
SB: 0	
CS: 0	

AB	33
R	1
H	6
RBI	1
BB	2
SO	13
LOB	14

PITCHER		IP	WLS	BF	H	R	ER	SO	BB	IBB	HBP	BLK	WP	HR	S	P	ERA	WHIP
63 Justin Masterson, R ERA: 1.35	(1, 1)	6.1	W	24	4	1	1	9	1	0	0	0	1	0	75	111	1.42	0.789
53 Rafael Perez, L ERA:	(7, 1)	0.2	H	4	1	0	0	1	1	0	0	0	0	0	7	16	0.00	3.000
49 Tony Sipp, L ERA:	(8, 1)	1.0	H	4	1	0	0	1	0	0	0	0	0	0	12	18	0.00	1.000
54 Chris Perez, R ERA:	(9, 1)	1.0	S	3	0	0	0	2	0	0	0	0	0	0	7	13	0.00	0.000

PITCHER	IP	WLS	BF	H	R	ER	SO	BB	IBB	HBP	BLK	WP	HR	S	P	ERA	WHIP

Cleveland Indians @ Seattle Mariners

Safeco Field, Seattle, WA

Sun Apr 10 2011, 1:12 PM - 3:59 PM PDT

Att. 21,122 - Cloudy - 56 F

TOP

livebaseballscorecards.com

Batter	1	2	3	4	5	6	7	8	9	AB	R	H	RBI	BB	SO	LOB
23 Michael Brantley, L (1, 8) OBP: 0.368, SLG: 0.394	C FF 89 C FF 89 B FF 90 B FF 91 F FF 90 X FF 91 / 2-2 ① L7	B FF 90 B FF 91 X FF 91 / 2-0 13 1B 2-H 2B		C FF 90 F SI 90 F SI 90 F CH 77 D CU 76 S SI 90 / 1-3 ① K		C CH 83 B SI 89 F CU 74 B SI 90 X SI 90 / 2-2 ③ G4-3			F SI 96 X SI 97 / 0-1 ② F7	5	1	1	1	0	1	1
13 Asdrúbal Cabrera, S (1, 6) OBP: 0.341, SLG: 0.605	F FF 90 B FF 91 S FF 90 X FF 91 / 1-2 HR	X CU 76 / 0-0 ③ 2-H 1B		C CH 77 S FF 90 D CU 76 B SI 91 D CU 78 X CU 76 / 3-2 41 FC6-4 1-2 1B			X SI 86 / 0-0 ① F7		S FS 86 B FS 86 B SI 95 F SI 95 B FS 85 X SI 97 / 3-2 ③ G4-3	5	1	3	2	0	0	0
17 Shin-Soo Choo, L (1, 9) OBP: 0.263, SLG: 0.286	C FF 91 X CH 78 / 0-1 41 FC6-4 1B	F FF 90 X FF 90 / 0-1 20 2B 20 E 1B		C SI 92 B FF 91 F CU 78 F FF 90 F CH 78 B SI 91 F FF 89 S SI 91 / 2-3 ② K			B SI 86 B CH 81 C SI 86 C CU 74 B SI 90 S CU 74 / 3-3 ② K			4	1	2	0	0	2	2
41 Carlos Santana, S (1, 10) OBP: 0.316, SLG: 0.353	F FF 89 X CH 78 / 0-1 ② FC6-4 1-2f 47 2B		C CU 76 C CU 77 D CU 76 1 SAFE C SI 90 / 1-3 ① K	D CH 77 X SI 92 / 1-0 ③ FC6-4 1-2f			B CH 82 C CH 81 X SI 89 / 1-1 ③ P4			4	1	0	0	0	1	4
47 Shelley Duncan, R (1, 7) OBP: 0.500, SLG: 0.714 26 Austin Kearns, R (8, 7) OBP: 0.294, SLG: 0.214	B FF 90 B FF 91 B FF 91 X CH 75 / 2-1 1-H 2B		1 SAFE S CH 79 F FF 90 1 SAFE S CH 77 / 0-3 ② K		B SI 88 F SI 89 X SI 89 / 1-1 ① G4-3			B SI 92 B SI 92 B FC 89 C SI 92 S FC 88 S SI 92 / 3-3 ① K		4 0	0 0	1 0	1 0	0 0	2 0	1 0
20 Orlando Cabrera, R (1, 4) OBP: 0.417, SLG: 0.500	C SI 91 F FF 90 X SI 90 / 0-2 ③ G4-3		C CU 76 X SI 91 / 0-1 E9 7 WP 1-H 2B		S SL 81 F SI 89 S CU 76 / 0-3 ② K			C SI 92 B CU 78 X SI 92 / 1-1 9 WP 1B		4	0	2	0	0	1	1
7 Matt LaPorta, R (1, 3) OBP: 0.344, SLG: 0.385		B FF 89 C CH 79 F FF 90 F CU 77 X SI 91 / 1-2 ① P3	B CH 80 B CU 76 C SI 91 C CU 76 S CU 76 / 2-3 ③ K 2-3		X / 0-0 ③ F7			C CU 78 1 SAFE F SI 92 C SI 92 / 0-3 ② K		4	0	0	0	0	2	2
9 Jack Hannahan, L (1, 5) OBP: 0.355, SLG: 0.536		C FF 92 B CH 77 F CH 79 B FF 91 S FF 90 / 2-3 ② K		B CU 74 X CU 75 / 1-0 HR		B SI 87 X SI 88 / 1-0 ① G6-3		B CU 79 B SI 90 C FC 88 B SI 92 X FC 89 / 3-1 ③ F7 1-2		4	1	1	1	0	1	1
6 Lou Marson, R (1, 2) OBP: 0.625, SLG: 0.833		B FF 91 X CH 79 / 1-0 23 2B 2B		B FF 90 C CU 77 F CH 78 B CH 76 B SI 90 B CU 76 / 4-2 13 1B BB		B SL 80 C SL 81 B SI 88 B SI 89 C SI 89 C CU 75 / 3-3 ② K			B SI 96 B SI 96 F SI 96 F SI 96 F FS 86 B FS 87 C SI 96 / 3-3 ① K	3	1	1	0	1	2	0

Inning Stats	1	2	3	4	5	6	7	8	9
	R: 2 E: 0 K: 0 S: 16 H: 3 LOB: 1 BB: 0 P: 21	R: 2 E: 0 K: 1 S: 10 H: 3 LOB: 1 BB: 0 P: 16	R: 1 E: 1 K: 3 S: 13 H: 2 LOB: 1 BB: 0 P: 16	R: 1 E: 0 K: 2 S: 18 H: 2 LOB: 2 BB: 1 P: 30	R: 0 E: 0 K: 1 S: 6 H: 0 LOB: 0 BB: 0 P: 7	R: 0 E: 0 K: 1 S: 7 H: 0 LOB: 0 BB: 0 P: 13	R: 0 E: 0 K: 1 S: 6 H: 0 LOB: 0 BB: 0 P: 10	R: 0 E: 0 K: 2 S: 10 H: 1 LOB: 1 BB: 0 P: 17	R: 0 E: 0 K: 1 S: 9 H: 0 LOB: 0 BB: 0 P: 15

1B: 5	SF: 0	WP: 2	PA: 38
2B: 4	SAC: 0	PB: 0	
3B: 0	DP: 0	SB: 0	
HR: 2	HBP: 0	CS: 0	

AB	37
R	6
H	11
RBI	5
BB	1
SO	12
LOB	12

PITCHER		IP	WLS	BF	H	R	ER	SO	BB	IBB	HBP	BLK	WP	HR	S	P	ERA	WHIP
45 Erik Bedard, L ERA: 9.0	(1, 1)	4.0	L	22	10	6	6	6	1	0	0	0	1	2	57	83	13.50	2.750
39 David Pauley, R ERA: 1.93	(5, 1)	3.0		9	0	0	0	3	0	0	0	0	0	0	19	30	0.00	0.000
50 Jamey Wright, R ERA:	(8, 1)	1.0		4	1	0	0	2	0	0	0	0	1	0	10	17	0.00	1.000
43 Brandon League, R ERA:	(9, 1)	1.0		3	0	0	0	1	0	0	0	0	0	0	9	15	0.00	0.000

PITCHER		IP	WLS	BF	H	R	ER	SO	BB	IBB	HBP	BLK	WP	HR	S	P	ERA	WHIP

BOTTOM

Cleveland Indians @ Seattle Mariners

Safeco Field, Seattle, WA

Sun Apr 10 2011, 1:12 PM - 3:59 PM PDT

Att. 21,122 - Cloudy - 56 F

livebaseballscorecards.com

Batter	1	2	3	4	5	6	7	8	9	AB	R	H	RBI	BB	SO	LOB
51 Ichiro Suzuki, L (1, 9) OBP: 0.325, SLG: 0.278	C FF 86 B SI 87 F FF 84 S FC 84 1-3 K ①		S FF 89 B CH 80 X CH 79 1-1 F7 ③			C FF 86 B CU 72 B SI 85 X FF 85 2-1 F9 ①	B SL 83 F FF 86 X SL 83 1-1 L8 ③			4	0	0	0	0	1	1
9 Chone Figgins, S (1, 5) OBP: 0.154, SLG: 0.270	C FF 88 X SI 87 0-1 F7 ②			B FF 86 B SI 84 C FF 85 B FF 86 B FF 85 4-1 4 1B 17 SF9 BB		C FF 85 B CH 78 T CH 76 X FF 87 1-2 L9 ②		C FF 88 B FF 89 F FF 89 B FF 89 X FF 89 2-2 L9 ①		3	1	0	0	1	0	0
4 Adam Kennedy, L (1, 4) OBP: 0.313, SLG: 0.438	B FF 89 S FC 85 F FF 91 X FF 90 1-2 G6-3 ③			C FF 86 X FC 82 0-1 1-3 1B		C FF 87 B CU 73 F CH 78 F FC 85 B FC 84 X FF 86 2-2 F7 ③		C SL 82 B SL 80 B FF 89 F FF 90 S FF 90 2-3 K ②		4	0	1	0	0	1	0
29 Jack Cust, L (1, 10) OBP: 0.316, SLG: 0.219		B FF 86 X FF 84 1-0 1B		D CU 76 F FF 87 B FC 83 1 SAFE F CH 78 F FF 88 B FC 84 F FF 88 C FF 88 3-3 K ①			B CU 70 S FF 86 F FC 82 B FF 88 B CH 80 F FF 87 B FF 86 4-2 17 FC4-6 BB	F FF 90 B SL 81 B FF 90 B FF 89 X FF 90 3-1 G4-3 ③		3	0	1	0	1	1	2
17 Justin Smoak, S (1, 3) OBP: 0.324, SLG: 0.355		F FF 87 T FF 85 X FC 83 0-2 F9 ①		B FF 88 X FC 83 1-0 SF9 ② 3-H			F FF 87 X SI 84 0-1 FC4-6 ① 1-2f 12 HR		F FF 93 B FF 92 F FF 93 S FF 93 1-3 K ①	3	1	0	1	0	1	2
12 Ryan Langerhans, L (1, 8) OBP: 0.318, SLG: 0.500		B FF 86 X FC 83 1-0 F7 ②		B FF 87 C FF 87 B CH 78 F SI 87 D CU 75 F FF 87 S FF 86 3-3 K ③			F CH 84 B CH 78 S SI 86 F CU 74 X SI 87 1-2 1-H HR		C FF 93 F SL 83 B FF 92 F FF 93 X SL 83 1-2 F8 ②	4	1	1	2	0	1	2
1 Luis Antonio Rodriguez, S (1, 6) OBP: 0.200, SLG: 0.222		B SI 87 S SI 85 F FC 84 F FF 89 B CU 74 S FF 88 2-3 K ③			F FF 86 B CU 71 X FF 86 1-1 F9 ①		F FF 89 B FC 84 F FF 87 F CH 81 X FF 88 1-2 F7 ②		B FF 93 F FF 93 X FF 92 1-1 F8 ③	4	0	0	0	0	1	1
55 Michael Saunders, L (1, 7) OBP: 0.235, SLG: 0.400			B FF 88 F FF 87 B FC 84 X SI 87 2-1 G3 ①		F FF 87 B FC 84 B FF 86 C FF 86 F FF 86 B FF 86 4-2 5 G5-4-3 BB		B SI 87 C SI 89 X FC 88 1-1 HR			2	1	1	1	1	0	0
5 Chris Gimenez, R (1, 2) OBP: 0.333, SLG: 0.333			C FF 88 F FF 89 B FC 86 B FF 89 X FC 83 2-2 F8 ②		C FF 86 X CU 72 0-1 ②③ G5-4-3 1-2f		B FF 88 F SI 89 F FC 88 X CU 78 1-2 1B			3	0	1	0	0	0	1
Inning Stats	R: 0 E: 0 K: 1 S: 8 H: 0 LOB: 0 BB: 0 P: 10	R: 0 E: 0 K: 1 S: 9 H: 1 LOB: 1 BB: 0 P: 13	R: 0 E: 0 K: 0 S: 7 H: 0 LOB: 0 BB: 0 P: 12	R: 1 E: 0 K: 2 S: 13 H: 1 LOB: 1 BB: 1 P: 24	R: 0 E: 0 K: 0 S: 6 H: 0 LOB: 0 BB: 1 P: 11	R: 0 E: 0 K: 0 S: 9 H: 0 LOB: 0 BB: 0 P: 14	R: 3 E: 0 K: 0 S: 21 H: 3 LOB: 1 BB: 1 P: 30	R: 0 E: 0 K: 1 S: 8 H: 0 LOB: 0 BB: 0 P: 15	R: 0 E: 0 K: 1 S: 9 H: 0 LOB: 0 BB: 0 P: 12	1B: 3 2B: 0 3B: 0 HR: 2 SF: 1 SAC: 0 DP: 1 HBP: 0						

	AB	30
	R	4
	H	5
	RBI	4
	BB	3
	SO	6
	LOB	9

PITCHER		IP	WLS	BF	H	R	ER	SO	BB	IBB	HBP	BLK	WP	HR	S	P	ERA	WHIP
43 Josh Tomlin, R ERA: 2.63	(1, 1)	6.2	W	25	3	3	3	4	3	0	0	0	0	1	66	104	4.05	0.900
37 Chad Durbin, R ERA: 9.0	(7, 1)	0.0		2	2	1	1	0	0	0	0	0	0	1	5	7	∞	∞
53 Rafael Perez, L ERA:	(7, 1)	0.1	H	1	0	0	0	0	0	0	0	0	0	0	2	3	0.00	0.000
49 Tony Sipp, L ERA:	(8, 1)	1.0	H	3	0	0	0	1	0	0	0	0	0	0	8	15	0.00	0.000
54 Chris Perez, R ERA:	(9, 1)	1.0	S	3	0	0	0	1	0	0	0	0	0	0	9	12	0.00	0.000

PITCHER	IP	WLS	BF	H	R	ER	SO	BB	IBB	HBP	BLK	WP	HR	S	P	ERA	WHIP

Batter	1	2	3	4	5	6	7	8	9	AB	R	H	RBI	BB	SO	LOB
23 Michael Brantley, L (1, 8) OBP: 0.381, SLG: 0.389	C FF 90 B SI 92 X FF 92 1-1 F8 ①	B CH 80 B CH 81 B FF 93 C SI 91 X SI 93 3-1 G6-3 ③			B FF 93 B FF 92 F FF 93 B CH 80 B FF 94 4-1 13 BB 1-2 BB		C FF 93 F SI 94 X FF 94 0-2 13 G6-3 13 S 1B			3	0	1	0	1	0	0
13 Asdrúbal Cabrera, S (1, 6) OBP: 0.356, SLG: 0.659	F FF 92 B FF 93 B SI 93 B SI 92 X SI 92 3-1 HR		C FF 90 X CU 78 0-1 G6-3 ①		B SI 92 D CU 77 S CH 80 B FF 93 F FF 93 B CH 78 4-2 17 G4-6-3 1-2 2-3 BB		S FC 89 C FF 90 D SL 79 1 SAFE 1 SAFE B FF 89 1 SAFE B SI 92 X SI 92 3-2 G6-3 ② 1-3			3	1	1	1	1	0	1
17 Shin-Soo Choo, L (1, 9) OBP: 0.262, SLG: 0.263	C FF 93 X FF 93 0-1 F9 ②		B CU 77 B CU 77 B FF 91 B FF 91 4-0 41 CS BB		B CU 77 F FF 92 B FF 93 F SI 92 F FF 93 B CU 78 X SI 94 3-2 G4-6-3 ②③ 1-2f		B FF 89 B FF 93 X FF 89 2-0 G3 ③			3	0	0	0	1	0	4
41 Carlos Santana, S (1, 2) OBP: 0.286, SLG: 0.316	C FF 94 B CU 80 B CU 79 B FF 93 F FF 92 C SI 93 3-3 K ③		1 SAFE S CH 79 1 SAFE 1 SAFE B FF 92 B CH 80 B CH 78 X FF 92 3-1 G4-3 ②③ 1-2			B SI 94 C SI 94 B FF 91 F FC 89 X FF 94 2-2 P6 ①		B SI 87 X SI 86 1-0 G6-3 ①		4	0	0	0	0	1	1
48 Travis Hafner, L (1, 10) OBP: 0.412, SLG: 0.581		B FF 91 B CH 78 C FF 92 F FF 93 F CU 79 X CU 78 2-2 G3 ①		S CH 77 B FF 92 F FF 92 B FF 94 F FF 92 F CU 79 B CU 79 S CU 77 3-3 K ①		B FF 91 X SI 94 1-0 20 G5-3 1B		C SI 88 B SI 88 B SI 89 X SI 88 2-1 G3-1 ②		4	0	1	0	0	1	0
20 Orlando Cabrera, R (1, 4) OBP: 0.400, SLG: 0.472		B FF 92 B FF 92 X SI 91 2-0 26 2B 7 HR 1B		B FF 92 C CU 77 X FF 92 1-1 G4-3 ②		X SI 95 0-0 G5-3 ② 1-2		C SI 88 X CU 74 0-1 F7 ③		4	1	1	0	0	0	1
26 Austin Kearns, R (1, 7) OBP: 0.333, SLG: 0.294		X FF 92 0-0 7 HR 1-3 2B		B CU 78 C FF 92 X CU 78 1-1 G5-3 ③		D FF 94 C FF 90 D FF 90 B FF 90 B SI 93 4-1 BB			C FC 90 B FC 88 C FC 86 C CU 76 1-3 K ①	3	1	1	0	1	1	0
7 Matt LaPorta, R (1, 3) OBP: 0.361, SLG: 0.483		B CU 79 C CU 78 B FF 94 F CU 79 X FF 94 2-2 2-H 3-H HR			B FF 91 B FF 92 B FF 92 C SL 90 B FF 92 4-1 13 BB 23 BB BB	D FC 89 X SI 94 1-0 G5-3 ③			B FC 89 B FF 88 S FC 89 F FC 89 X FF 92 2-2 P5 ②	3	1	1	3	1	0	2
9 Jack Hannahan, L (1, 5) OBP: 0.314, SLG: 0.469		C SI 91 C CU 78 B FF 92 F FF 92 C FF 93 1-3 K ②			X FF 91 0-0 F7 ①		F FF 92 B FF 89 B FF 93 X FF 92 2-1 G4-3 ①		B FF 92 X FC 91 1-0 G3-1 ③	4	0	0	0	0	1	1
Inning Stats	R: 1 E: 0 K: 1 S: 9 H: 1 LOB: 0 BB: 0 P: 16	R: 3 E: 0 K: 1 S: 15 H: 3 LOB: 0 BB: 0 P: 25	R: 0 E: 0 K: 0 S: 4 H: 0 LOB: 0 BB: 1 P: 11	R: 0 E: 0 K: 1 S: 9 H: 0 LOB: 0 BB: 0 P: 14	R: 0 E: 0 K: 0 S: 9 H: 0 LOB: 0 BB: 3 P: 24	R: 0 E: 0 K: 0 S: 7 H: 1 LOB: 2 BB: 1 P: 15	R: 0 E: 0 K: 0 S: 9 H: 1 LOB: 1 BB: 0 P: 16	R: 0 E: 0 K: 0 S: 5 H: 0 LOB: 0 BB: 0 P: 8	R: 0 E: 0 K: 1 S: 7 H: 0 LOB: 0 BB: 0 P: 11	1B: 3 2B: 1 3B: 0 HR: 2 SF: 0 SAC: 0 DP: 1 HBP: 0						

PITCHER		IP	WLS	BF	H	R	ER	SO	BB	IBB	HBP	BLK	WP	HR	S	P	ERA	WHIP
52 Tyler Chatwood, R ERA: 7.2	(1, 1)	5.0	L	21	4	4	4	3	4	0	0	0	0	2	46	90	7.20	1.600
45 Francisco Rodriguez, R ERA:	(6, 1)	2.0		9	2	0	0	0	1	0	0	0	0	0	16	31	0.00	1.500
37 Scott Downs, L ERA:	(8, 1)	1.0		3	0	0	0	0	0	0	0	0	0	0	5	8	0.00	0.000
63 Rich Thompson, R ERA: 1.59	(9, 1)	1.0		3	0	0	0	1	0	0	0	0	0	0	7	11	0.00	0.000

PITCHER	IP	WLS	BF	H	R	ER	SO	BB	IBB	HBP	BLK	WP	HR	S	P	ERA	WHIP

TOP

Cleveland Indians @ Los Angeles Angels

Angel Stadium of Anaheim, Anaheim, CA

Mon Apr 11 2011, 7:08 PM - 9:32 PM PDT

Att. 32,864 - Clear - 64 F

livebaseballscorecards.com

AB	31
R	4
H	6
RBI	4
BB	5
SO	4
LOB	10

Batter	1	2	3	4	5	6	7	8	9	AB	R	H	RBI	BB	SO	LOB
13 Maicer Izturis, S (1, 6) OBP: 0.357, SLG: 0.475	B SI 87 C SI 87 B SI 87 B FF 88 C SI 88 X SI 88 3-2 ① F7		B SI 89 C SI 89 B CH 79 B FF 90 X SI 88 3-1 ② F8		B SI 90 X SI 89 1-0 ② G1-3			B SI 88 F SI 87 X SI 88 1-1 ② F8		4	0	0	0	0	0	1
47 Howie Kendrick, R (1, 4) OBP: 0.468, SLG: 0.750	B FF 89 F SI 91 F SI 90 F SL 86 S CH 79 1-3 ② K		C FC 89 X SL 86 0-1 1B		C SL 86 X SI 93 0-1 ③ G6-3			B CH 79 C SI 92 F FF 88 C SI 94 1-3 ③ K		4	0	1	0	0	2	1
53 Bobby Abreu, L (1, 10) OBP: 0.511, SLG: 0.514	B SI 87 C CH 79 C SI 89 F SL 84 B SI 90 B SI 90 B CH 80 4-2 BB		B SI 89 B SI 88 X SI 89 2-0 ③ F8			B SI 87 C SI 89 B SI 90 B SI 89 C SI 85 B SI 90 4-2 48 G4-6-3 BB			C SI 87 S CH 77 B CH 78 B SI 89 F CH 79 X SI 91 2-2 2B	2	0	1	0	2	0	1
48 Torii Hunter, R (1, 9) OBP: 0.333, SLG: 0.422	B FF 90 S FF 88 F SL 85 F CH 79 X SI 92 1-2 ③ G6-3			C FF 88 X SL 84 0-1 ① G6-3		C SI 93 B SI 89 X SL 85 1-1 ①② G4-6-3 1-2f			B FF 93 C FF 94 F FF 94 B FF 94 S SL 82 2-3 ① K	4	0	0	0	0	1	3
10 Vernon Wells, R (1, 7) OBP: 0.149, SLG: 0.114		C SI 91 X FF 88 0-1 ① G6-3		X FF 88 0-0 ② F8		B FC 89 C SI 92 C SI 92 B SL 87 S CH 80 2-3 ③ K			B FF 94 X FF 94 1-0 ② F9	4	0	0	0	0	1	1
6 Alberto Callaspo, S (1, 5) OBP: 0.436, SLG: 0.588		C SI 88 X CH 78 0-1 ② G4-3		B SI 88 C SI 90 X CH 80 1-1 1B			B SI 87 B SI 88 C SI 84 B FF 86 F SI 87 X SI 88 3-2 ① F7		B FF 93 X FF 93 1-0 ③ F8	4	0	1	0	0	0	1
44 Mark Trumbo, R (1, 3) OBP: 0.278, SLG: 0.361		C SI 90 X FF 90 0-1 1B		B SL 84 S CH 80 F SI 92 X SL 86 1-2 ③ G1-4-3			B SI 92 F FF 88 S SL 84 F SL 84 B CH 81 F SL 85 B SI 92 F FF 89 C SI 94 3-3 ② K			3	0	1	0	0	1	1
16 Hank Conger, L (1, 2) OBP: 0.250, SLG: 0.500		B SI 88 B SI 87 F SI 84 B FF 89 X SI 90 3-1 ③ G3			B SI 88 F SI 88 F FF 89 X CH 79 1-2 25 B5-3 1B		X FF 88 0-0 ③ G1-3			3	0	1	0	0	0	1
25 Peter Bourjos, R (1, 8) OBP: 0.270, SLG: 0.303			C SI 91 X FF 89 0-1 ① G5-3		X FF 89 0-0 ① B5-3 1-2			C SI 91 B SL 83 B FF 88 X SI 91 2-1 ① F8		3	0	0	0	0	0	1
Inning Stats	R: 0 E: 0 K: 1 S: 14 H: 0 LOB: 1 BB: 1 P: 23	R: 0 E: 0 K: 0 S: 8 H: 1 LOB: 1 BB: 0 P: 11	R: 0 E: 0 K: 0 S: 7 H: 1 LOB: 1 BB: 0 P: 12	R: 0 E: 0 K: 0 S: 8 H: 1 LOB: 1 BB: 0 P: 10	R: 0 E: 0 K: 0 S: 7 H: 1 LOB: 1 BB: 0 P: 9	R: 0 E: 0 K: 1 S: 7 H: 0 LOB: 0 BB: 1 P: 14	R: 0 E: 0 K: 1 S: 10 H: 0 LOB: 0 BB: 0 P: 16	R: 0 E: 0 K: 1 S: 7 H: 0 LOB: 0 BB: 0 P: 11	R: 0 E: 0 K: 1 S: 9 H: 1 LOB: 1 BB: 0 P: 15	1B: 4 2B: 1 3B: 0 HR: 0 SF: 0 SAC: 0 DP: 1 HBP: 0						

PITCHER		IP	WLS	BF	H	R	ER	SO	BB	IBB	HBP	BLK	WP	HR	S	P	ERA	WHIP
51 Mitch Talbot, R ERA: 1.46	(1, 1)	8.0	W	30	5	0	0	4	2	0	0	0	0	0	72	112	0.00	0.875
52 Vinnie Pestano, R ERA:	(9, 1)	1.0		3	0	0	0	1	0	0	0	0	0	0	5	9	0.00	0.000

PITCHER	IP	WLS	BF	H	R	ER	SO	BB	IBB	HBP	BLK	WP	HR	S	P	ERA	WHIP

BOTTOM

Cleveland Indians @ Los Angeles Angels

Angel Stadium of Anaheim, Anaheim, CA

Mon Apr 11 2011, 7:08 PM - 9:32 PM PDT

Att. 32,864 - Clear - 64 F

livebaseballscorecards.com

AB	31
R	0
H	5
RBI	0
BB	2
SO	5
LOB	11

WP: 0 PA: 33
PB: 0
SB: 0
CS: 0

Batter	1	2	3	4	5	6	7	8	9	AB	R	H	RBI	BB	SO	LOB
23 Michael Brantley, L (1, 8) OBP: 0.348, SLG: 0.350	C SI 90 B KC 79 B FC 85 X FC 86 2-1 ① F9		X FC 85 0-0 ③ F9			C KC 79 X FS 85 0-1 ② L4			C FC 84 B KC 79 X KC 79 1-1 ① G4-3	4	0	0	0	0	0	1
13 Asdrúbal Cabrera, S (1, 6) OBP: 0.327, SLG: 0.600	C SI 92 B FS 85 B FS 85 F FC 85 S FS 86 2-3 ② K			B FC 83 C FS 84 B FC 84 C SI 89 B FC 86 X SI 90 3-2 ① P6		B FC 87 B KC 79 S FC 85 X KC 79 2-1 ③ F7			C KC 78 B FS 85 B FC 84 X 2-1 ② P6	4	0	0	0	0	1	0
17 Shin-Soo Choo, L (1, 9) OBP: 0.261, SLG: 0.262	B KC 79 C KC 79 S FS 85 S SI 91 1-3 ③ K			S SI 91 B FS 86 X FS 84 1-1 1B			C FF 89 B FF 88 B FF 90 X FF 90 2-1 ① F7		C KC 79 S FS 85 X FS 84 0-2 ③ G1-3	4	0	1	0	0	1	0
41 Carlos Santana, S (1, 2) OBP: 0.289, SLG: 0.300		C KC 77 S FS 85 B FS 85 B FF 90 X FS 85 2-2 ① G3		C KC 80 1 SAFE B FC 85 1 SAFE C FC 85 S FS 85 1-3 ② K			B FS 84 B KC 77 C KC 79 S FC 86 B FS 85 B FF 90 4-2 BB			2	0	0	0	1	1	1
48 Travis Hafner, L (1, 10) OBP: 0.378, SLG: 0.529		B FF 90 C KC 77 C FF 90 B FS 85 B FF 91 S KC 80 3-3 ② K		1 SAFE B FC 83 C KC 78 1 SAFE F KC 79 P PO 84 X FF 90 2-2 ③ G6-3			F FF 90 X FF 90 0-1 ② F8			3	0	0	0	0	1	2
20 Orlando Cabrera, R (1, 4) OBP: 0.372, SLG: 0.436		X FF 92 0-0 E5 28 CS			C FC 84 F FS 85 B FC 86 B FC 85 F SI 90 F SI 90 X FS 84 2-2 ① P6		B FC 86 S FC 85 X SI 91 1-1 ③ F9			3	0	0	0	0	0	1
28 Travis Buck, L (1, 7) OBP: 0.174, SLG: 0.227		B KC 78 F FC 85 C KC 78 1-2 ③ CS 1-2	F FC 82 B KC 78 C KC 78 B FS 85 F FF 90 F FS 86 X KC 79 2-2 ① G4-3		F SI 90 X FS 83 0-1 ② G4-3			B KC 77 F KC 77 S FC 84 B FF 90 C SI 91 2-3 ① K		3	0	0	0	0	1	0
7 Matt LaPorta, R (1, 3) OBP: 0.333, SLG: 0.438			S FC 86 X FF 91 0-1 ② F7		B SI 89 F FS 83 S FS 84 B FC 84 B FC 85 F FC 85 S FC 86 3-3 ③ K			X SI 90 0-0 ② F9		3	0	0	0	0	1	0
9 Jack Hannahan, L (1, 5) OBP: 0.316, SLG: 0.441			B KC 79 C SI 90 B FC 85 B KC 79 F FC 85 B FC 85 4-2 BB			B KC 75 B SI 88 F FC 84 F FC 85 B FF 90 F FC 86 S FS 86 3-3 ① K		C SI 89 C KC 79 C SI 91 0-3 ③ K		2	0	0	0	1	2	0
Inning Stats	R: 0 E: 0 K: 2 S: 8 H: 0 LOB: 0 BB: 0 P: 13	R: 0 E: 1 K: 1 S: 9 H: 0 LOB: 0 BB: 0 P: 15	R: 0 E: 0 K: 0 S: 10 H: 0 LOB: 1 BB: 1 P: 16	R: 0 E: 0 K: 1 S: 12 H: 1 LOB: 1 BB: 0 P: 18	R: 0 E: 0 K: 1 S: 11 H: 0 LOB: 0 BB: 0 P: 16	R: 0 E: 0 K: 1 S: 8 H: 0 LOB: 0 BB: 0 P: 13	R: 0 E: 0 K: 0 S: 8 H: 0 LOB: 1 BB: 1 P: 15	R: 0 E: 0 K: 2 S: 7 H: 0 LOB: 0 BB: 0 P: 9	R: 0 E: 0 K: 0 S: 7 H: 0 LOB: 0 BB: 0 P: 10	1B: 1 2B: 0 3B: 0 HR: 0 SF: 0 SAC: 0 DP: 0 HBP: 0						

TOP

Cleveland Indians @ Los Angeles Angels

Angel Stadium of Anaheim, Anaheim, CA

Tue Apr 12 2011, 7:07 PM - 9:21 PM PDT

Att. 43,529 - Clear - 63 F

livebaseballscorecards.com

AB	28
R	0
H	1
RBI	0
BB	2
SO	8
LOB	5

WP: 0 PB: 0 SB: 0 CS: 1 PA: 31

PITCHER		IP	WLS	BF	H	R	ER	SO	BB	IBB	HBP	BLK	WP	HR	S	P	ERA	WHIP
24 Dan Haren, R ERA: 0.73	(1, 1)	9.0	W	30	1	0	0	8	2	0	0	0	0	0	80	125	0.00	0.333

PITCHER	IP	WLS	BF	H	R	ER	SO	BB	IBB	HBP	BLK	WP	HR	S	P	ERA	WHIP

Batter	1	2	3	4	5	6	7	8	9	AB	R	H	RBI	BB	SO	LOB
13 Maicer Izturis, S (1, 6) OBP: 0.348, SLG: 0.455	B FF 92 C FF 92 B SI 93 X SI 92 2-1 48 G5-3 47 G5-3 1B		C SI 93 F CH 86 B SL 87 S CH 84 1-3 ① K			X SI 92 0-0 ① F8		B SI 92 X CH 85 1-0 ① G3 2-3		4	0	1	0	0	1	1
47 Howie Kendrick, R (1, 4) OBP: 0.431, SLG: 0.682	C FF 92 C SL 85 B SL 85 F SI 93 B SI 93 X SL 87 2-2 ① G5-3 1-2		B SL 88 F SL 85 X SI 93 1-1 ② G6-3			C SI 92 X SL 88 0-1 ② F9		C SL 87 S SI 93 B SI 93 F SI 93 S SL 89 1-3 ② K		4	0	0	0	0	1	2
53 Bobby Abreu, L (1, 10) OBP: 0.529, SLG: 0.500	B SI 94 D SI 94 B SI 93 B SI 94 4-0 48 G5-3 BB		B SI 94 B CH 85 C SI 92 X SI 93 2-1 ③ G1-3			B SI 93 B CH 87 B SI 93 C SI 93 C SI 92 B SI 93 4-2 BB		C SI 93 B CH 87 S CH 86 B CH 86 B CH 86 B SI 94 4-2 BB		1	0	0	0	3	0	0
48 Torii Hunter, R (1, 9) OBP: 0.308, SLG: 0.388	B SL 88 X SI 93 1-0 ② G5-3 1-2 2-3			B SL 87 F SL 85 S SI 91 X SL 84 1-2 ① G5-3		C SL 87 F SL 88 X SI 92 0-2 ③ G5-3		C FF 93 F SL 84 F SI 94 F SL 84 X SI 91 0-2 ③ F9		4	0	0	0	0	0	5
6 Alberto Callaspo, S (1, 5) OBP: 0.405, SLG: 0.541	B SI 93 F SI 94 D SI 93 X CH 86 2-1 ③ G3			B SI 92 B SI 92 C SI 92 F CH 85 S CH 84 2-3 ② K			B SI 91 X SI 91 1-0 ① F8			3	0	0	0	0	1	2
44 Mark Trumbo, R (1, 3) OBP: 0.282, SLG: 0.436		B SI 93 C SL 86 B SL 86 S SI 93 X SI 93 2-2 ① G5-3		B SL 87 F SL 86 B SI 92 S SL 85 S SL 86 2-3 ③ K			C SL 85 X SL 86 0-1 HR			3	1	1	1	0	1	0
77 Reggie Willits, S (1, 7)		B FF 92 B SI 92 B SI 92 C SI 92 F SI 93 F FF 92 X SI 92 3-2 ② P2			B SI 92 C FF 91 S CH 85 F CH 86 F SL 85 S CH 86 1-3 ① K		B SI 92 S SI 92 X CH 86 1-1 ② G4-3			3	0	0	0	0	1	0
5 Jeff Mathis, R (1, 2) OBP: 0.192, SLG: 0.423	B FF 92 X SI 92 1-0 ③ G5-3				B SL 88 C SL 87 F SI 93 B CH 87 F SL 86 X SI 93 2-2 ② P5		B SI 91 X SL 86 1-0 ③ G3			3	0	0	0	0	0	0
25 Peter Bourjos, R (1, 8) OBP: 0.300, SLG: 0.444			B FF 92 C SI 92 B SI 92 X SI 91 2-1 HR		C SL 87 B SL 87 B SI 93 B SL 87 C SI 92 S SI 93 3-3 ③ K			B SI 91 S SI 92 X SI 92 1-1 13 G3 2B		3	1	2	1	0	1	0
Inning Stats	R: 0 E: 0 K: 0 S: 9 H: 1 LOB: 2 BB: 1 P: 20	R: 0 E: 0 K: 0 S: 8 H: 0 LOB: 0 BB: 0 P: 14	R: 1 E: 0 K: 1 S: 9 H: 1 LOB: 0 BB: 0 P: 15	R: 0 E: 0 K: 2 S: 9 H: 0 LOB: 0 BB: 0 P: 14	R: 0 E: 0 K: 2 S: 12 H: 0 LOB: 0 BB: 0 P: 18	R: 0 E: 0 K: 0 S: 8 H: 0 LOB: 1 BB: 1 P: 12	R: 1 E: 0 K: 0 S: 6 H: 1 LOB: 0 BB: 0 P: 9	R: 0 E: 0 K: 1 S: 14 H: 1 LOB: 2 BB: 1 P: 21		1B: 1 2B: 1 3B: 0 HR: 2	SF: 0 SAC: 0 DP: 0 HBP: 0		WP: 0 PB: 0 SB: 0 CS: 0	PA: 31	

PITCHER		IP	WLS	BF	H	R	ER	SO	BB	IBB	HBP	BLK	WP	HR	S	P	ERA	WHIP
55 Roberto Hernandez, R ERA: 6.11	(1, 1)	7.2	L	30	4	2	2	6	3	0	0	0	0	2	70	118	2.35	0.913
56 Frank Herrmann, R ERA: 8.31	(8, 1)	0.1		1	0	0	0	0	0	0	0	0	0	0	5	5	0.00	0.000

PITCHER	IP	WLS	BF	H	R	ER	SO	BB	IBB	HBP	BLK	WP	HR	S	P	ERA	WHIP

BOTTOM

Cleveland Indians @ Los Angeles Angels

Angel Stadium of Anaheim, Anaheim, CA

Tue Apr 12 2011, 7:07 PM - 9:21 PM PDT

Att. 43,529 - Clear - 63 F

livebaseballscorecards.com

AB	28
R	2
H	4
RBI	2
BB	3
SO	6
LOB	10

Batter	1	2	3	4	5	6	7	8	9	10	11	12	AB	R	H	RBI	BB	SO	LOB
23 Michael Brantley, L (1, 8) OBP: 0.373, SLG: 0.400	B FF 91 C FF 90 C SL 80 B FF 91 X FF 92 2-2 ① F7		C FF 92 B FF 91 X FF 91 1-1 1B		C FF 91 B FF 91 B SL 81 B SL 80 X FF 91 3-1 1-H 2B			B SI 88 X SI 87 1-0 17 WP 13 FC5-2-5 17 G1-4-3 1-3 1B		B FF 98 C FF 96 C FF 98 B SL 84 F FF 97 X SL 85 2-2 ② G3			5	1	3	1	0	0	0
13 Asdrúbal Cabrera, S (1, 6) OBP: 0.333, SLG: 0.612	B FF 91 X FF 91 1-0 17 SF8 3B		C SL 80 S FF 92 D SL 81 1 SAFE D SL 81 X FF 92 2-2 ③ G4-3		X FF 92 0-0 ③ G4-3			B CU 74 B SI 88 1 SAFE X SI 88 2-0 ① FC5-2-5 17 G1-4-3 17 WP 1-2 3-H		B FF 95 B FF 97 B FF 95 C FF 95 B FF 95 4-1 BB			4	1	1	0	1	0	4
17 Shin-Soo Choo, L (1, 9) OBP: 0.275, SLG: 0.267	C SL 80 B FF 93 F SL 82 B SL 82 B FF 93 X SL 82 3-2 ② SF8 3-H			C FF 90 B SL 80 C SI 91 B SL 79 B FF 92 X FF 91 3-2 48 WP 41 S 1B	F FF 91 B SI 91 B SL 80 B FF 91 C FF 92 B FF 92 4-2 41 G3 41 S 48 K2-5-2 BB			S SI 88 B SI 88 B CU 75 B SI 88 C SI 88 X SI 88 3-2 ② G1-4-3 1-3 2-H		C FF 96 D SL 85 S FF 96 S FF 97 1-3 ③ K			3	0	1	2	1	1	2
41 Carlos Santana, S (1, 2) OBP: 0.280, SLG: 0.273	B FF 93 C SL 81 X FF 92 1-1 ③ F8			B SL 78 B SL 81 B SL 79 B SI 90 4-0 20 G1-4-6-3 1-2 BB		1 SAFE B FF 92 B FF 90 C FF 93 X FF 92 2-1 ① G3 1-3		B CH 82 C CH 82 B SI 95 C CH 81 B FF 96 C CH 83 3-3 ③ K			B CH 80 B CH 81 X FF 90 2-0 ① G5-3		4	0	0	0	1	1	2
48 Travis Hafner, L (1, 10) OBP: 0.333, SLG: 0.462		X FF 91 0-0 ① G4-3		C SI 93 B SL 80 B SI 93 F SL 81 F FF 93 S SL 83 2-3 ① K 2-3	S SL 83 B FF 92 B FF 93 C SL 82 S SL 83 2-3 ② ③ K2-5-2 3-3				C CH 82 C SI 94 F FF 94 X CH 83 0-2 ① G4-3		X FF 90 0-0 ② G4-3		5	0	0	0	0	2	3
20 Orlando Cabrera, R (1, 4) OBP: 0.333, SLG: 0.386		B FF 91 C FF 89 B SI 92 B SL 81 X FF 92 3-1 ② F9		F FF 93 X FF 93 0-1 ② ③ G1-4-6-3 1-2f			B SL 76 B FF 89 X FF 92 2-0 ① F8		X CH 84 0-0 ② F9		C FF 90 X FF 90 0-1 ③ F8		5	0	0	0	0	0	2
26 Austin Kearns, R (1, 7) OBP: 0.308, SLG: 0.238		C SL 82 C SL 80 F FF 92 F FF 93 X SL 83 0-2 ③ F7			X FF 92 0-0 ① G4-3		B FF 92 F SL 81 B FF 93 C FF 92 B FF 93 C SL 83 3-3 ② K		C SL 87 F SI 96 B CH 84 B CH 82 B CH 85 B CH 84 4-2 BB			B CH 80 B CH 79 B FF 89 C FF 90 X FF 90 3-1 ① F9	4	0	0	0	1	1	0
7 Matt LaPorta, R (1, 3) OBP: 0.295, SLG: 0.378			B SL 80 B SL 81 X FF 93 2-0 ① P6		X FF 91 0-0 ② F8		C SL 82 B SL 81 C SL 84 B SI 93 X FF 93 2-2 ③ P4		S SL 90 S CH 84 C CH 84 0-3 ③ K			B CU 70 S CH 80 F CH 80 B FF 90 F CH 80 B FF 90 S FF 90 3-3 ② K	5	0	0	0	0	2	1
8 Adam Everett, R (1, 5) OBP: 0.444, SLG: 0.375			S FF 90 X FF 91 0-1 ② G1-3		C FF 91 B FF 92 S SL 81 F FF 93 B FF 93 F SL 83 B SL 82 X FF 93 3-2 23 2B 1B			C CH 88 X FF 89 0-1 23 1B 13 FC5-2-5 1B		B FF 96 X FF 96 1-0 ① G5-3		B FF 90 B FF 90 X SI 90 2-0 ③ F8	5	1	2	0	0	0	0
Inning Stats	R: 1 H: 1 E: 0 LOB: 0 K: 0 BB: 0 S: 9 P: 16	R: 0 H: 0 E: 0 LOB: 0 K: 0 BB: 0 S: 8 P: 11	R: 0 H: 1 E: 0 LOB: 1 K: 0 BB: 0 S: 8 P: 13	R: 0 H: 1 E: 0 LOB: 1 K: 1 BB: 1 S: 9 P: 18	R: 1 H: 2 E: 0 LOB: 1 K: 0 BB: 0 S: 10 P: 16	R: 0 H: 0 E: 0 LOB: 1 K: 1 BB: 1 S: 7 P: 15	R: 0 H: 0 E: 0 LOB: 0 K: 1 BB: 0 S: 7 P: 14	R: 1 H: 2 E: 0 LOB: 1 K: 1 BB: 0 S: 10 P: 19	R: 0 H: 0 E: 0 LOB: 1 K: 1 BB: 1 S: 10 P: 14	R: 0 H: 0 E: 0 LOB: 1 K: 1 BB: 0 S: 9 P: 17	R: 0 H: 0 E: 0 LOB: 0 K: 0 BB: 0 S: 4 P: 6	R: 0 H: 0 E: 0 LOB: 0 K: 1 BB: 0 S: 8 P: 16	1B: 5 SF: 1 2B: 2 SAC: 0 3B: 1 DP: 2 HR: 0 HBP: 0						

PITCHER		IP	WLS	BF	H	R	ER	SO	BB	IBB	HBP	BLK	WP	HR	S	P	ERA	WHIP
54 Ervin Santana, R ERA: 3.74	(1, 1)	7.0		27	6	3	3	3	2	0	0	0	1	0	60	105	3.86	1.143
37 Scott Downs, L ERA:	(8, 1)	0.2	B	3	1	0	0	0	0	0	0	0	1	0	5	11	0.00	1.500
56 Fernando Rodney, R ERA: 3.18	(8, 1)	1.1		5	0	0	0	2	1	0	0	0	0	0	13	20	0.00	0.750
51 Jordan Walden, R ERA:	(10, 1)	1.0		4	0	0	0	1	1	0	0	0	0	0	9	17	0.00	1.000
21 Hisanori Takahashi, L ERA: 5.06	(11, 1)	2.0	W	6	0	0	0	1	0	0	0	0	0	0	12	22	0.00	0.000

PITCHER	IP	WLS	BF	H	R	ER	SO	BB	IBB	HBP	BLK	WP	HR	S	P	ERA	WHIP

TOP

Cleveland Indians @ Los Angeles Angels

Angel Stadium of Anaheim, Anaheim, CA

Wed Apr 13 2011, 4:07 PM - 7:23 PM PDT

Att. 31,049 - Partly Cloudy - 64 F

livebaseballscorecards.com

AB	40
R	3
H	7
RBI	3
BB	4
SO	7
LOB	14

WP: 2	PA: 45		
PB: 0			
SB: 2			
CS: 0			

Cleveland Indians @ Los Angeles Angels

Angel Stadium of Anaheim, Anaheim, CA

Wed Apr 13 2011, 4:07 PM - 7:23 PM PDT

Att. 31,049 - Partly Cloudy - 64 F

livebaseballscorecards.com

Batter	1	2	3	4	5	6	7	8	9	10	11	12	AB	R	H	RBI	BB	SO	LOB
25 Peter Bourjos, R (1, 8) OBP: 0.267, SLG: 0.390	C SI 92 C SI 93 C SI 92 0-3 ① K		B FF 95 B FF 93 B FF 92 C FF 92 S FF 92 S SI 93 3-3 ③ K		C SI 94 B SI 93 F CH 86 B SI 94 S CU 81 2-3 ② K			S FF 93 S FF 94 S FF 94 0-3 ② K			X FF 93 0-0 ① B1-3		5	0	0	0	0	4	1
47 Howie Kendrick, R (1, 4) OBP: 0.411, SLG: 0.653	C SI 93 B SI 93 S CH 86 B SI 94 X CH 87 2-2 ② G5-3			C CU 81 F FF 94 B SI 94 X CU 80 1-2 E6 2B	B SI 94 S CH 86 F CH 88 F SL 83 B SI 94 X CH 88 2-2 ③ G6-3			B FF 93 B FF 93 B FF 93 C FF 92 S FF 92 S FF 93 3-3 ③ K			F FF 93 X FF 92 0-1 ② F9		5	1	1	0	0	1	1
53 Bobby Abreu, L (1, 10) OBP: 0.518, SLG: 0.476	C SI 90 S CH 86 B SI 93 B SI 94 F CH 87 X FF 94 2-2 ③ G3			B FF 91 C SI 91 B CU 81 B FF 93 B SI 92 4-1 48 HR BB		C SI 92 C SI 92 X SL 83 0-2 48 G6-4-3 1B			C FF 90 B SL 83 X FF 91 1-1 ① G3-1		S FF 93 B SL 82 C SL 80 B SL 83 X FF 93 2-2 ③ F8		4	1	1	0	1	0	0
48 Torii Hunter, R (1, 9) OBP: 0.298, SLG: 0.426		C SI 92 F CH 86 S SI 92 0-3 ① K		C CH 84 X SL 84 0-1 1-H HR		X FF 93 0-0 ① ② G6-4-3 1-2f			B FF 90 C CH 82 B CH 83 S CH 83 S FF 92 2-3 ② K			C FF 89 F SI 90 X CU 77 0-2 ① G6-3	5	1	1	2	0	2	1
10 Vernon Wells, R (1, 7) OBP: 0.154, SLG: 0.122		X SI 94 0-0 ② F7		B SI 92 X SI 91 1-0 ① F8		C SI 92 B SL 85 B FF 92 F CU 79 S CH 86 2-3 ③ K			C FF 92 B CH 84 S CH 83 F SL 84 B FF 91 X CH 83 2-2 ③ P4			C FC 88 B CU 77 X FC 87 1-1 44 WP 6 BB 5 SF8 1B	5	1	1	0	0	1	0
6 Alberto Callaspo, S (1, 5) OBP: 0.404, SLG: 0.512		B FF 93 B CH 88 X SI 94 2-0 1B		C FF 92 B FF 91 X CH 85 1-1 ② G4-3			B SI 92 X CH 86 1-0 ① G4-3			B FF 90 S FF 90 B FF 90 F FF 90 S FF 91 2-3 ① K		1 SAFE 1 SAFE B SI 90 P PO 85 1 SAFE B SI 90 1 SAFE B SI 90 4-0 5 SF8 44 WP 1-2 BB	4	0	1	0	1	1	0
44 Mark Trumbo, R (1, 3) OBP: 0.273, SLG: 0.395		F FF 94 B FF 94 B CH 85 S CH 86 X FF 94 2-2 ③ F9		C CU 79 F CU 80 X SI 92 0-2 ③ F8			B SL 84 F SI 83 B CH 87 S CH 87 X FF 94 2-2 ② F9			B CH 83 C CH 82 X FF 90 1-1 ② P6		C FC 88 D CU 80 B CU 79 I IN 66 I IN 62 4-1 1-2 2-3 IBB	4	0	0	0	1	0	1
16 Hank Conger, L (1, 2) OBP: 0.375, SLG: 0.500 77 Reggie Willits, S (10, PR) 5 Jeff Mathis, R (11, 2) OBP: 0.185, SLG: 0.423			B SI 92 B CH 86 B FF 92 B FF 92 4-0 3 G5-4-3 BB		F FF 92 X CU 80 0-1 3 SH1-4 1B		S CH 86 X CH 88 0-1 ③ G4-3			C FF 90 B CH 83 B FF 90 B FF 91 B FF 91 4-1 BB		D FF 89 P PO 83 F SI 89 X SI 90 2-1 ② SF8 2-3 3-H	2 0 0	0 0 0	1 0 0	0 0 1	2 0 0	0 0 0	0 0 0
3 Brandon Wood, R (1, 6) OBP: 0.111, SLG: 0.111 13 Maicer Izturis, S (8, PH) OBP: 0.333, SLG: 0.435 (9, 6)			C SI 94 X SL 84 0-1 ① ② G5-4-3 1-2f		C FF 91 X SI 90 0-1 ① SH1-4 1-2			C FF 92 S FF 92 X FF 93 0-2 ① F7		B FF 92 C FF 92 X FF 92 1-1 ③ F9			1 2	0 0	0 0	0 0	0 0	0 0	1 1
Inning Stats	R: 0 E: 0 K: 1 S: 10 H: 0 LOB: 0 BB: 0 P: 14	R: 0 E: 0 K: 1 S: 8 H: 1 LOB: 1 BB: 0 P: 12	R: 0 E: 0 K: 1 S: 5 H: 0 LOB: 0 BB: 1 P: 12	R: 3 E: 1 K: 0 S: 12 H: 2 LOB: 0 BB: 1 P: 19	R: 0 E: 0 K: 1 S: 11 H: 1 LOB: 1 BB: 0 P: 15	R: 0 E: 0 K: 1 S: 7 H: 1 LOB: 0 BB: 0 P: 9	R: 0 E: 0 K: 0 S: 6 H: 0 LOB: 0 BB: 0 P: 9	R: 0 E: 0 K: 2 S: 9 H: 0 LOB: 0 BB: 0 P: 12	R: 0 E: 0 K: 1 S: 9 H: 0 LOB: 0 BB: 0 P: 14	R: 0 E: 0 K: 1 S: 8 H: 0 LOB: 1 BB: 1 P: 16	R: 0 E: 0 K: 0 S: 6 H: 0 LOB: 0 BB: 0 P: 8	R: 1 E: 0 K: 0 S: 10 H: 1 LOB: 2 BB: 2 P: 19	1B: 4 2B: 1 3B: 0 HR: 1	SF: 1 SAC: 1 DP: 2 HBP: 0	WP: 1 PB: 0 SB: 0 CS: 0	PA: 44			

PITCHER	IP	WLS	BF	H	R	ER	SO	BB	IBB	HBP	BLK	WP	HR	S	P	ERA	WHIP
59 Carlos Carrasco, R (1, 1) ERA: 5.03	7.0		26	5	3	3	5	2	0	0	0	0	1	59	90	3.86	1.000
52 Vinnie Pestano, R (8, 1) ERA:	1.0		3	0	0	0	2	0	0	0	0	0	0	9	12	0.00	0.000
49 Tony Sipp, L (9, 1) ERA:	1.2		6	0	0	0	2	1	0	0	0	0	0	15	27	0.00	0.600
54 Chris Perez, R (10, 1) ERA:	1.1		4	0	0	0	0	0	0	0	0	0	0	8	11	0.00	0.000
37 Chad Durbin, R (12, 1) ERA: 10.13	0.2	L	5	1	1	1	0	1	1	0	0	1	0	10	19	13.50	3.000

PITCHER	IP	WLS	BF	H	R	ER	SO	BB	IBB	HBP	BLK	WP	HR	S	P	ERA	WHIP

AB	37
R	4
H	6
RBI	3
BB	5
SO	9
LOB	6

Baltimore Orioles @ Cleveland Indians

Progressive Field, Cleveland, OH

Fri Apr 15 2011, 7:07 PM - 9:33 PM EDT

Att. 16,346 - Cloudy - 47 F

TOP

livebaseballscorecards.com

Batter	1	2	3	4	5	6	7	8	9	AB	R	H	RBI	BB	SO	LOB
1 Brian Roberts, S (1, 4) OBP: 0.250, SLG: 0.471 11 Robert Andino, R (8, 4)	B FF 91 B FF 90 X FF 90 2-0 ① F8			C FF 92 X SI 92 0-1 21 FC5-4 1B		X FF 94 0-0 25 BB 1B		C SL 84 B CH 83 X FF 88 1-1 ① F9		4 0	0 0	2 0	0 0	0 0	0 0	1 0
21 Nick Markakis, L (1, 9) OBP: 0.314, SLG: 0.422	B FF 93 C FF 93 X FF 92 1-1 ② G4-3			F FF 91 C SI 91 X SI 93 0-2 ① FC5-4 25 1B 30 1B 1-2f		F SI 92 S SL 82 F SI 93 F SL 84 X FF 94 0-2 ① P5		S SL 86 X SL 84 0-1 ②③ G6-4-3 1-2f		4	1	0	0	0	0	3
25 Derrek Lee, R (1, 3) OBP: 0.320, SLG: 0.318	S FF 94 B SI 93 C SI 92 F SI 92 B FF 97 X SI 94 2-2 ③ G5-3			S SI 92 C SI 92 D SI 93 F SI 93 F SL 85 X SL 83 1-2 30 1B 1B		C SL 82 B SI 92 1 SAFE B SI 94 B SI 90 B FF 92 4-1 BB 1-2			C SI 90 F SI 91 X SI 91 0-2 10 1B 12 1B 10 DI 1B	3	1	2	0	1	0	0
27 Vladimir Guerrero, R (1, 10) OBP: 0.260, SLG: 0.340		C SI 91 F SI 92 F SI 92 X SL 84 0-2 ① F7		C SI 94 T SI 92 B SI 93 S SI 93 1-3 ② K		F SI 92 F SI 93 X SL 85 0-2 ② F7			C SI 90 S SI 90 X SL 82 0-2 ① F7	4	0	0	0	0	1	5
30 Luke Scott, L (1, 7) OBP: 0.357, SLG: 0.304		B FF 94 X SI 92 1-0 ② G1-3		F SI 92 B SI 95 B SI 95 F SI 93 X SI 94 2-2 1-3 2-H 1B		S SL 82 T SI 92 2 SAFE S SL 84 0-3 ③ K			X SI 90 0-0 ② F7	4	0	1	1	0	1	3
10 Adam Jones, R (1, 8) OBP: 0.213, SLG: 0.333		L SI 91 B SI 91 S SL 84 S SL 83 1-3 ③ K		X SI 90 0-0 ③ G5-3			C SI 91 B SL 85 F SI 92 X SI 91 1-2 ① G6-3		C SI 91 B SI 91 S SL 82 X SL 82 1-2 1-3 12 1B 12 DI 1B	4	0	1	0	0	1	2
12 Mark Reynolds, R (1, 5) OBP: 0.311, SLG: 0.450			C SI 93 X SL 83 0-1 ① G3-1		C SI 92 B SL 84 F SI 91 X SL 83 1-2 ① F9		X SI 92 0-0 ② G6-3		B SI 92 S SL 82 X SL 80 1-1 1-3 3-H 9 HBP 1B	4	0	1	1	0	0	0
32 Matt Wieters, S (1, 2) OBP: 0.275, SLG: 0.333 9 Jake Fox, R (8, 2)			C FF 95 F FF 94 B SI 93 X SI 93 1-2 ② G1-3		B FF 94 C SL 82 X SI 92 1-1 ② G4-3		B SI 94 C FF 91 B FF 95 B SI 90 X FF 91 3-1 ③ F8		B SI 91 H SI 91 2-0 1-2 HBP	3 0	0 0	0 0	0 0	0 0	0 0	0 0
3 Cesar Izturis, S (1, 6) OBP: 0.375, SLG: 0.286			F FF 94 T FF 96 X FF 96 0-2 ③ G3		B SI 91 F FF 94 B SI 93 X SI 90 2-1 ③ G3			C FF 89 F SL 84 B SL 84 B FF 85 B SL 84 X FF 90 3-2 21 G6-4-3 1B	C SL 81 S SL 81 S FF 92 0-3 ③ K	4	0	1	0	0	1	3
Inning Stats	R: 0 E: 0 K: 0 S: 7 H: 0 LOB: 0 BB: 0 P: 12	R: 0 E: 0 K: 1 S: 8 H: 0 LOB: 0 BB: 0 P: 10	R: 0 E: 0 K: 0 S: 8 H: 0 LOB: 0 BB: 0 P: 9	R: 1 E: 0 K: 1 S: 17 H: 3 LOB: 2 BB: 0 P: 21	R: 0 E: 0 K: 0 S: 7 H: 0 LOB: 0 BB: 0 P: 11	R: 0 E: 0 K: 1 S: 13 H: 1 LOB: 2 BB: 1 P: 17	R: 0 E: 0 K: 0 S: 6 H: 0 LOB: 0 BB: 0 P: 10	R: 0 E: 0 K: 0 S: 7 H: 1 LOB: 0 BB: 0 P: 11	R: 1 E: 0 K: 1 S: 15 H: 3 LOB: 3 BB: 0 P: 19	1B: 8 2B: 0 3B: 0 HR: 0	SF: 0 SAC: 0 DP: 1 HBP: 1						

AB	34
R	2
H	8
RBI	2
BB	1
SO	4
LOB	17

WP: 0 PB: 0 SB: 0 CS: 0 PA: 36

PITCHER		IP	WLS	BF	H	R	ER	SO	BB	IBB	HBP	BLK	WP	HR	S	P	ERA	WHIP
63 Justin Masterson, R ERA: 1.33	(1, 1)	7.0	W	26	4	1	1	3	1	0	0	0	0	0	66	90	1.29	0.714
53 Rafael Perez, L ERA:	(8, 1)	1.0		3	1	0	0	0	0	0	0	0	0	0	7	11	0.00	1.000
38 Joe Smith, R ERA: 9.0	(9, 1)	1.0		7	3	1	1	1	0	0	1	0	0	0	15	19	9.00	3.000

PITCHER	IP	WLS	BF	H	R	ER	SO	BB	IBB	HBP	BLK	WP	HR	S	P	ERA	WHIP

Batter	1	2	3	4	5	6	7	8	9	AB	R	H	RBI	BB	SO	LOB
23 Michael Brantley, L (1, 8) OBP: 0.400, SLG: 0.417	B FF 90 B FF 91 C FF 90 X SI 90 2-1 ① G6-3		B FF 92 C FF 92 X SI 90 1-1 17 1B, 13 1B, 48, SF9-1-4 1-2 2-3 1B		B SI 92 C SI 91 S SI 86 B SL 86 F SI 87 B SI 93 F SI 91 X FF 91 3-2 13 CS 1B		D SI 89 B SI 92 B SL 84 B SI 91 4-0 13 1B, 17 2B 1-2 2-3 BB			3	2	2	0	1	0	0
13 Asdrúbal Cabrera, S (1, 6) OBP: 0.345, SLG: 0.604	C FF 91 B SI 91 B SI 90 F SI 90 X SI 90 2-2 ② G5-3		S CH 86 S CH 87 D CH 88 X SI 93 1-2 48, SF9-1-4, 17 1B 1-2 2-H 3-H 1B		1 SAFE 1 SAFE C SI 91 C CH 87 B CH 87 C SI 94 1-3 ② ③ K 1-2		B SI 91 C SI 92 D SL 84 X SI 92 2-1 17 2B 1-3 2-H 3-H 1B			4	0	2	4	0	1	1
17 Shin-Soo Choo, L (1, 9) OBP: 0.291, SLG: 0.306	C FF 90 S SI 91 B SI 92 S CH 86 1-3 ③ K		X SI 92 0-0 1-2 2-3 1B			C CH 81 X SI 89 0-1 ① G3-1	B SI 92 S SI 91 B CH 82 X SI 91 2-1 1-3 3-H 2B			4	0	2	1	0	1	0
47 Shelley Duncan, R (1, 7) OBP: 0.364, SLG: 0.500 26 Austin Kearns, R (7, 7) OBP: 0.296, SLG: 0.227		B SI 89 X FF 91 1-0 ① P3	T SI 87 C SI 93 F CH 87 F CH 87 B FF 93 S SI 92 1-3 ① K			B SI 89 B FF 88 X FF 89 2-0 ② F7	B FF 91 C SL 84 B FF 92 F FF 92 S FF 91 2-3 ② K			3 1	0 0	0 0	0 0	0 0	1 1	3 2
48 Travis Hafner, L (1, 10) OBP: 0.348, SLG: 0.537		B FF 91 C FF 91 C SL 84 B SL 82 F SI 92 S SI 86 2-3 ② K	B SI 92 C SI 88 B CH 88 X FF 91 2-1 ② ③ SF9-1-4 2-2 3-H			B SL 82 B CH 85 X FF 91 2-0 HR	I I IN 75 I IN 75 I IN 73 4-0 IBB			2	1	1	2	1	1	0
20 Orlando Cabrera, R (1, 4) OBP: 0.308, SLG: 0.354		C SI 91 F SI 91 T SI 92 0-2 ③ K		C CH 87 X CH 84 0-1 ① G6-3		X CH 84 0-0 ③ G5-3	C SL 85 F SL 84 B FF 92 X FF 90 1-2 ③ G4-3			4	0	0	0	0	1	3
7 Matt LaPorta, R (1, 3) OBP: 0.333, SLG: 0.450			X FF 90 0-0 6 1B 3B	C CH 88 T CH 84 B SI 91 F CH 85 B CH 86 B SI 92 B CH 84 4-2 6 G6-3 BB			B SI 90 S SI 90 C SL 84 B SI 90 B SI 91 X SI 91 3-2 6 FC6-4 1B	X FF 88 0-0 ① F8		3	1	2	0	1	0	0
6 Lou Marson, R (1, 2) OBP: 0.500, SLG: 0.600			B FF 92 B SI 92 X FF 93 2-0 23 1B, 8 1B, 13 1B 3-H 1B	C SI 90 B FF 92 X CH 86 1-1 ② ③ G6-3 1-2f			B SI 91 C SL 84 F SI 91 X SI 92 1-2 ① FC6-4 23 BB, 8 1B, 13 1B 1-2f	B SI 88 B SL 83 X FF 88 2-0 ② F8		4	2	1	1	0	0	2
8 Adam Everett, R (1, 5) OBP: 0.462, SLG: 0.417			1 SAFE X SI 90 0-0 23 1B 13 1B 1-2 1B		C FF 89 F CH 85 S CH 85 0-3 ① K		C SL 85 C SL 83 B SI 92 F SI 87 X SI 91 1-2 23 BB 13 1B 1B	X FF 89 0-0 ③ P3		4	2	2	0	0	1	0
Inning Stats	R: 0 E: 0 K: 1 S: 8 H: 0 LOB: 0 BB: 0 P: 13	R: 0 E: 0 K: 2 S: 8 H: 0 LOB: 0 BB: 0 P: 11	R: 4 E: 0 K: 1 S: 16 H: 6 LOB: 1 BB: 0 P: 23	R: 0 E: 0 K: 0 S: 7 H: 0 LOB: 0 BB: 1 P: 12	R: 0 E: 0 K: 2 S: 11 H: 1 LOB: 0 BB: 0 P: 15	R: 1 E: 0 K: 0 S: 5 H: 1 LOB: 0 BB: 0 P: 9	R: 3 E: 0 K: 1 S: 20 H: 4 LOB: 3 BB: 2 P: 40	R: 0 E: 0 K: 0 S: 3 H: 0 LOB: 0 BB: 0 P: 5		1B: 9 2B: 2 3B: 1 HR: 1 SF: 1 SAC: 0 DP: 2 HBP: 0		WP: 0 PB: 0 SB: 0 CS: 1 PA: 36			

PITCHER		IP	WLS	BF	H	R	ER	SO	BB	IBB	HBP	BLK	WP	HR	S	P	ERA	WHIP
53 Zack Britton, L ERA: 2.75	(1, 1)	6.0	L	24	8	5	5	6	1	0	0	0	0	1	55	83	7.50	1.500
59 Josh Rupe, R ERA: 6.43	(7, 1)	0.1		6	4	3	3	0	1	0	0	0	0	0	14	27	81.00	15.000
37 Jeremy Accardo, R ERA: 2.08	(7, 1)	0.2		3	0	0	0	1	0	1	0	0	0	0	6	13	0.00	0.000
19 Koji Uehara, R ERA:	(8, 1)	1.0		3	0	0	0	0	0	0	0	0	0	0	3	5	0.00	0.000

PITCHER	IP	WLS	BF	H	R	ER	SO	BB	IBB	HBP	BLK	WP	HR	S	P	ERA	WHIP

BOTTOM

Baltimore Orioles @ Cleveland Indians

Progressive Field, Cleveland, OH

Fri Apr 15 2011, 7:07 PM - 9:33 PM EDT

Att. 16,346 - Cloudy - 47 F

livebaseballscorecards.com

AB	32
R	8
H	12
RBI	8
BB	3
SO	7
LOB	11

Baltimore Orioles @ Cleveland Indians

Progressive Field, Cleveland, OH

Sat Apr 16 2011, 3:09 PM - 5:44 PM EDT

Att. 10,714 - Cloudy - 55 F

TOP

livebaseballscorecards.com

Batter	1	2	3	4	5	6	7	8	9	AB	R	H	RBI	BB	SO	LOB
1 Brian Roberts, S (1, 4) OBP: 0.246, SLG: 0.446	C SI 87 B SI 86 X CH 80 1-1 G4-3 ①		C CH 80 B FF 88 X CH 81 1-1 F7 ③		C SI 86 B CU 72 F CH 80 X CU 75 1-2 F6 ②		X FF 91 0-0 21 G6-3 1B 1-2 3-H		C SI 88 B SI 89 B CH 79 F SI 88 X CH 78 2-2 G3 ① 1-2	5	0	1	1	0	0	4
21 Nick Markakis, L (1, 9) OBP: 0.286, SLG: 0.380	C FF 87 B CH 79 X CH 80 1-1 F7 ②			B CH 84 B CH 78 C SI 86 X SI 85 2-1 L9 ①	B CH 82 X CH 79 1-0 G3 ③		F SI 91 F FF 92 B FF 92 F SL 79 F SI 92 B SL 78 X SI 92 2-2 G6-3 ①② 1-2f 2-3		B SI 88 X SI 89 1-0 L7 ②	5	0	0	0	0	0	6
25 Derrek Lee, R (1, 3) OBP: 0.309, SLG: 0.306	C SI 89 F FC 82 B SI 89 S SI 89 1-3 K ③			B FC 82 C FC 82 F CH 78 X CU 73 1-2 L7 ②		C SI 86 X FC 82 0-1 10 1B 1B	C FF 92 B SL 80 C SL 79 S FF 92 1-3 K ③		S FF 91 C SI 90 S CU 76 0-3 K ③	5	0	1	0	0	3	2
27 Vladimir Guerrero, R (1, 10) OBP: 0.259, SLG: 0.333		F FC 80 S FC 81 B SI 88 S FC 81 1-3 K ①		B FC 82 X SI 87 1-0 G4-3 ③		B SI 87 F FC 82 X CH 80 1-1 F7 ①		B FF 88 C CH 79 F CH 80 X FF 90 1-2 12 BB 1B		4	0	1	0	0	1	1
30 Luke Scott, L (1, 7) OBP: 0.344, SLG: 0.407		C CH 80 F CH 80 B CU 75 B SI 90 B FC 83 X FF 89 3-2 F8 ②			C CH 83 X SI 86 0-1 HR	B CH 78 C CH 79 D CU 72 S FF 85 S FC 82 2-3 K ②		F FF 89 B SL 80 X FF 89 1-1 F9 ①		4	1	1	1	0	1	2
10 Adam Jones, R (1, 8) OBP: 0.216, SLG: 0.327		S FF 90 B FF 91 F FC 81 F FC 82 S SI 89 1-3 K ③			B FC 83 F FC 82 X FC 82 1-1 E1 9 FC5 12 1B	C FC 81 X FC 80 0-1 1-2 1B		B CH 80 X FF 89 1-0 F8 ②		4	0	1	0	0	1	1
12 Mark Reynolds, R (1, 5) OBP: 0.327, SLG: 0.442			C SI 86 X FC 81 0-1 G5-3 ①		F SI 86 1 SAFE S FC 82 X FC 83 0-2 11 1B 9 FC5 1-2 1B	X FF 87 0-0 F9 ③		B FF 89 B CH 81 D FF 88 C FF 88 B FF 89 4-1 9 FC6-4 1-2 BB		3	0	1	0	1	0	2
9 Jake Fox, R (1, 2) OBP: 0.250, SLG: 0.636			S FC 82 S FC 82 F FC 83 X SI 88 0-2 HR		S FC 82 X FC 82 0-1 FC5 11 1B ① 1-2 2-3f		B FF 91 X FF 91 1-0 1 1B 3B	S SL 80 B SL 77 D SL 81 F FF 89 X SL 82 2-2 FC6-4 ③ 1-2f		4	2	2	1	0	0	4
11 Robert Andino, R (1, 6) OBP: 0.267, SLG: 0.154			X FF 88 0-0 L8 ②		B FF 86 S FC 81 F FC 83 B CU 74 X FC 82 2-2 1-2 2-3 1B		B SI 91 C FF 92 B FF 92 C FF 92 B SL 79 B SI 93 4-2 21 G6-3 1 1B BB		C FF 88 F FC 87 X CU 75 0-2 1 G3 1B	3	0	2	0	1	0	0

Inning Stats																				
	R: 0 E: 0 K: 1 S: 7	H: 0 LOB: 0 BB: 0 P: 10	R: 0 E: 0 K: 2 S: 10	H: 0 LOB: 0 BB: 0 P: 15	R: 1 E: 0 K: 0 S: 9	H: 1 LOB: 0 BB: 0 P: 10	R: 0 E: 0 K: 0 S: 6	H: 0 LOB: 0 BB: 0 P: 10	R: 1 E: 1 K: 0 S: 16	H: 3 LOB: 3 BB: 0 P: 21	R: 0 E: 0 K: 1 S: 10	H: 2 LOB: 2 BB: 0 P: 13	R: 1 E: 0 K: 1 S: 12	H: 2 LOB: 1 BB: 1 P: 20	R: 0 E: 0 K: 0 S: 10	H: 1 LOB: 2 BB: 1 P: 19	R: 0 E: 0 K: 1 S: 10	H: 1 LOB: 1 BB: 0 P: 13	1B: 7 2B: 0 3B: 1 HR: 2	SF: 0 SAC: 0 DP: 1 HBP: 0	WP: 0 PB: 0 SB: 0 CS: 0	PA: 39

	AB	37
	R	3
	H	10
	RBI	3
	BB	2
	SO	6
	LOB	22

PITCHER		IP	WLS	BF	H	R	ER	SO	BB	IBB	HBP	BLK	WP	HR	S	P	ERA	WHIP
43 Josh Tomlin, R ERA: 2.75	(1, 1)	6.0	W	25	6	2	2	4	0	0	0	0	0	2	58	79	3.00	1.000
52 Vinnie Pestano, R ERA: 1.8	(7, 1)	1.0		5	2	1	1	1	1	0	0	0	0	0	12	20	9.00	3.000
49 Tony Sipp, L ERA:	(8, 1)	1.0		5	1	0	0	0	1	0	0	0	0	0	10	19	0.00	2.000
37 Chad Durbin, R ERA: 7.36	(9, 1)	1.0		4	1	0	0	1	0	0	0	0	0	0	10	13	0.00	1.000

PITCHER		IP	WLS	BF	H	R	ER	SO	BB	IBB	HBP	BLK	WP	HR	S	P	ERA	WHIP

Baltimore Orioles @ Cleveland Indians

Progressive Field, Cleveland, OH

Sat Apr 16 2011, 3:09 PM - 5:44 PM EDT

Att. 10,714 - Cloudy - 55 F

livebaseballscorecards.com

BOTTOM

Batter	1	2	3	4	5	6	7	8	9	AB	R	H	RBI	BB	SO	LOB
23 Michael Brantley, L (1, 8) OBP: 0.367, SLG: 0.377	B SI 90 C SI 89 B CH 82 X SI 89 2-1 ① G6-3	C SI 92 B CH 83 F SI 92 B SL 84 F CH 84 F FF 92 C SI 93 2-3 ③ K		B FC 89 B CH 81 X SI 89 2-0 ① F8		B CH 86 C FF 88 F FF 88 F FF 88 S CH 79 1-3 ① K		C SL 83 B SI 91 S CH 82 X SL 82 1-2 ② F8		5	0	0	0	0	2	4
13 Asdrúbal Cabrera, S (1, 6) OBP: 0.333, SLG: 0.569	F SI 92 B SI 93 X SI 93 1-1 ② F7		F CH 82 B SI 91 X SI 90 1-1 ① G1-3	C CU 72 X SI 89 0-1 17 FC4-6 1B		C CU 74 B CU 75 F CH 87 B FF 87 X CH 79 2-2 ②③ G1-6-3 1-2f		B CH 81 B CH 80 X FF 90 2-0 ③ F8		5	0	1	0	0	0	2
17 Shin-Soo Choo, L (1, 9) OBP: 0.288, SLG: 0.358	C SI 91 B CH 84 B SI 94 B SI 92 X SI 92 3-1 ③ G4-3		B CU 72 B SI 91 B SI 90 C SI 89 X SI 91 3-1 HR	X CH 82 0-0 ② FC4-6 41 PB 1-2f			B FF 91 C FF 89 F SL 82 F FF 93 B SL 81 X SL 85 2-2 ① F7			4	1	1	1	0	0	1
41 Carlos Santana, S (1, 2) OBP: 0.278, SLG: 0.255		C SI 91 C SI 93 B SL 85 B SI 92 B SL 82 B SL 83 4-2 48 1B 48 PB 20 FC6-4 BB	C SI 89 B SI 90 C CH 83 B SI 92 X SI 91 2-2 ② F8	B CU 72 B CU 71 F SI 90 X SI 90 2-1 ③ F8 1-2			F FF 92 B SL 82 B SL 81 X FF 92 2-1 ② F7			3	1	0	0	1	0	1
48 Travis Hafner, L (1, 10) OBP: 0.380, SLG: 0.578		B SI 92 X CU 72 1-0 20 FC6-4 1-3 1B	C CH 85 X SI 90 0-1 20 1B 2B		C CU 71 B SL 80 F SI 88 B SL 81 X SI 90 2-2 ① F8		S SL 83 B FF 93 B SL 85 X FF 92 2-1 20 HR 1B			4	2	3	0	0	0	0
20 Orlando Cabrera, R (1, 4) OBP: 0.321, SLG: 0.423		F SI 92 F SL 83 X SL 83 0-2 ① FC6-4 28 1B 7 2B 1-2f 3-H	F SI 92 X SI 91 0-1 28 2B 2-H 1B		C SI 89 B CH 81 B SL 82 X SI 91 2-1 ② G6-3		B FF 92 B SL 80 F FF 92 F SL 79 F FF 92 1 SAFE F SL 86 X FF 92 2-2 1-H HR			4	3	2	4	0	0	1
28 Travis Buck, L (1, 7) OBP: 0.259, SLG: 0.346		B SI 91 1 SAFE F SI 91 B SI 92 X SI 92 2-1 7 2B 1-3 1B	B CH 82 F SI 90 F SL 82 X SL 81 1-2 7 1B 2-H 2B	B CH 82 F CH 83 C SI 91 B SI 90 X SI 89 2-2 1B			S FF 92 F FF 92 B FF 93 F SL 84 F FF 92 B FF 91 B FF 92 S SL 85 3-3 ③ K			4	1	3	1	0	1	0
7 Matt LaPorta, R (1, 3) OBP: 0.346, SLG: 0.477		C SL 82 F SI 93 X SI 92 0-2 1-3 2B 3-H	C SI 91 B SL 81 F CH 84 B SL 83 B SI 90 X SI 92 3-2 2-H 1B	C SL 81 P PO 82 B SI 89 X SI 90 2-1 ③ L7				X SI 90 0-0 E3		4	0	2	2	0	0	1
9 Jack Hannahan, L (1, 5) OBP: 0.310, SLG: 0.421		B SI 91 F CH 84 F SI 92 S CU 84 1-3 ② K	C SI 89 X CH 84 0-1 ③ F8			B CH 87 C CH 86 F CH 84 F CU 73 X CU 73 1-2 13 G1-6-3 1B		B SI 88 B SL 81 F FF 90 C FF 90 F SL 83 F FF 91 B SL 83 X FF 91 3-2 ① F7		4	0	1	0	0	1	4
Inning Stats	R: 0 E: 0 K: 0 S: 6 H: 0 LOB: 0 BB: 0 P: 12	R: 2 E: 0 K: 2 S: 19 H: 3 LOB: 2 BB: 1 P: 29	R: 4 E: 0 K: 0 S: 19 H: 5 LOB: 1 BB: 0 P: 29	R: 0 E: 0 K: 0 S: 6 H: 1 LOB: 1 BB: 0 P: 10	R: 0 E: 0 K: 0 S: 11 H: 1 LOB: 1 BB: 0 P: 18	R: 0 E: 0 K: 1 S: 11 H: 1 LOB: 0 BB: 0 P: 15	R: 2 E: 0 K: 1 S: 18 H: 2 LOB: 0 BB: 0 P: 29	R: 0 E: 1 K: 0 S: 10 H: 0 LOB: 1 BB: 0 P: 16		1B: 8 2B: 3 3B: 0 HR: 2 SF: 0 SAC: 0 DP: 1 HBP: 0			WP: 0 PB: 2 SB: 0 CS: 0 PA: 38	

	AB	37
	R	8
	H	13
	RBI	8
	BB	1
	SO	4
	LOB	14

PITCHER		IP	WLS	BF	H	R	ER	SO	BB	IBB	HBP	BLK	WP	HR	S	P	ERA	WHIP
46 Jeremy Guthrie, R ERA: 3.32	(1, 1)	5.0	L	26	10	6	6	2	1	0	0	0	0	1	61	98	10.80	2.200
55 Chris Jakubauskas, R ERA: 7.36	(6, 1)	1.0		3	1	0	0	1	0	0	0	0	0	0	11	15	0.00	1.000
51 Michael Gonzalez, L ERA: 10.38	(7, 1)	1.0		5	2	2	2	1	0	0	0	0	0	1	18	29	18.00	2.000
49 Jason Berken, R ERA: 1.42	(8, 1)	1.0		4	0	0	0	0	0	0	0	0	0	0	10	16	0.00	0.000

PITCHER	IP	WLS	BF	H	R	ER	SO	BB	IBB	HBP	BLK	WP	HR	S	P	ERA	WHIP

Baltimore Orioles @ Cleveland Indians

Progressive Field, Cleveland, OH

Sun Apr 17 2011, 1:07 PM - 3:33 PM EDT

Att. 13,017 - Partly Cloudy - 48 F

TOP

livebaseballscorecards.com

Batter	1	2	3	4	5	6	7	8	9	AB	R	H	RBI	BB	SO	LOB
1 Brian Roberts, S (1, 4) OBP: 0.279, SLG: 0.483	G6-3			21 1B 25 G6-4-3 1B		21 G3-6-1 1-2 1B		2B		4	1	3	0	0	0	0
21 Nick Markakis, L (1, 9) OBP: 0.283, SLG: 0.370	G6-3			25 G6-4-3 1-3 1B		G3-6-1 1-2f		G3		4	0	1	0	0	0	3
25 Derrek Lee, R (1, 3) OBP: 0.305, SLG: 0.288	F9			G6-4-3 1-2f 3-H			27 E 27 1B 30 SF7 BB		F8	3	1	0	0	1	0	1
27 Vladimir Guerrero, R (1, 10) OBP: 0.259, SLG: 0.328		G5-3		K			E9 12 G6-3 1-3 1B		F9	4	0	1	0	0	1	0
30 Luke Scott, L (1, 7) OBP: 0.306, SLG: 0.367		K			P6		SF7 3-H		K	3	0	0	1	0	2	0
12 Mark Reynolds, R (1, 5) OBP: 0.308, SLG: 0.413		G6-3			P6		G6-3 2-3			3	0	0	0	0	0	1
18 Felix Pie, L (1, 8) OBP: 0.294, SLG: 0.294			K		F7		G6-3			3	0	0	0	0	1	1
32 Matt Wieters, S (1, 2) OBP: 0.279, SLG: 0.333			K			1 1B 1B			F9	3	0	1	0	0	1	0
3 Cesar Izturis, S (1, 6) OBP: 0.316, SLG: 0.235			G3			K			F9	3	0	0	0	0	1	1

	AB	30
	R	2
	H	6
	RBI	1
	BB	1
	SO	6
	LOB	7

Inning Stats																		
	R: 0	H: 0	R: 0	H: 0	R: 0	H: 0	R: 1	H: 2	R: 0	H: 0	R: 0	H: 2	R: 1	H: 1	R: 0	H: 1	R: 0	H: 0
	E: 0	LOB: 0	E: 0	LOB: 0	E: 0	LOB: 0	E: 0	LOB: 0	E: 0	LOB: 0	E: 0	LOB: 1	E: 1	LOB: 1	E: 0	LOB: 1	E: 0	LOB: 0
	K: 0	BB: 0	K: 1	BB: 0	K: 2	BB: 0	K: 1	BB: 0	K: 0	BB: 0	K: 1	BB: 1	K: 0	BB: 1	K: 0	BB: 0	K: 1	BB: 0
	S: 6	P: 11	S: 8	P: 12	S: 8	P: 9	S: 9	P: 16	S: 8	P: 16	S: 10	P: 16	S: 12	P: 21	S: 9	P: 15	S: 7	P: 10

	1B: 5	SF: 1
	2B: 1	SAC: 0
	3B: 0	DP: 2
	HR: 0	HBP: 0

	WP: 0	PA: 32
	PB: 0	
	SB: 0	
	CS: 0	

PITCHER		IP	WLS	BF	H	R	ER	SO	BB	IBB	HBP	BLK	WP	HR	S	P	ERA	WHIP
55 Roberto Hernandez, R ERA: 4.74	(1, 1)	7.0	W	25	5	2	1	5	1	0	0	0	0	0	61	101	1.29	0.857
49 Tony Sipp, L ERA:	(8, 1)	1.0	H	4	1	0	0	0	0	0	0	0	0	0	9	15	0.00	1.000
54 Chris Perez, R ERA:	(9, 1)	1.0	S	3	0	0	0	1	0	0	0	0	0	0	7	10	0.00	0.000

PITCHER	IP	WLS	BF	H	R	ER	SO	BB	IBB	HBP	BLK	WP	HR	S	P	ERA	WHIP

Batter	1	2	3	4	5	6	7	8	9	AB	R	H	RBI	BB	SO	LOB
24 Grady Sizemore, L (1, 8) OBP: 0.500, SLG: 1.500	C SI 88 T SI 88 B SI 90 X SI 90 1-2 G4-3 ①		B SI 90 B SI 90 X SI 88 2-0 HR		B SI 90 X SL 83 1-0 2B		B FF 90 B FF 91 F FF 91 F FF 92 F SL 86 S CH 85 2-3 K ③			4	1	2	1	0	1	0
13 Asdrúbal Cabrera, S (1, 6) OBP: 0.328, SLG: 0.541	C SI 89 B SI 90 F CH 84 F CH 83 F SI 92 B SI 91 X CH 83 2-2 G4-3 ②		B SI 87 F SI 90 F SL 83 F SL 83 B SI 90 F SL 83 B SI 90 F SI 89 F SI 91 3-2 X SL 82 G4-3 ②		H SL 82 1-0 HBP			C FS 80 F FF 87 B SI 88 B FS 82 X FS 80 2-2 G1-3 ①		3	0	0	0	0	0	0
17 Shin-Soo Choo, L (1, 9) OBP: 0.286, SLG: 0.339	C SI 89 B SI 89 C SI 91 B CH 84 F CH 84 F SI 88 F SI 89 X SL 82 2-2 G4-1 ③		S SL 82 B CH 83 C SI 91 S SL 83 1-3 K ③		C SL 84 F FF 90 X SI 89 0-2 F8 ③			B FF 89 B FS 79 B FF 87 C SI 88 C FF 88 B SI 88 4-2 48 BB BB		3	0	0	0	1	1	2
41 Carlos Santana, S (1, 2) OBP: 0.276, SLG: 0.314		C SI 89 B CH 82 C SI 90 B SI 90 B CH 83 X SI 90 3-2 HR		C SL 82 B CH 84 B SI 90 X SL 82 2-1 G4-3 ①		B SL 85 F FF 90 B CH 83 X FC 91 2-1 G5-3 ①		C FF 88 B FF 86 B FS 79 S FS 79 S FS 80 2-3 K ②		4	1	1	1	0	1	1
48 Travis Hafner, L (1, 10) OBP: 0.407, SLG: 0.646		C CH 83 B SI 90 B CH 82 F FF 88 F SL 84 F SL 83 F SI 90 X CH 84 2-2 28 G4-3 20 G5-3 1B		C SI 91 C CH 85 S SL 83 0-3 K ②		B FF 91 S CH 84 X FC 89 1-1 HR		B FF 87 1 SAFE B FF 87 C FS 78 B FF 87 S FS 80 B FS 80 4-2 1-2 BB		3	1	2	1	1	1	0
20 Orlando Cabrera, R (1, 4) OBP: 0.317, SLG: 0.411		F SL 82 X SI 89 0-1 G5-3 ① 1-2		C SI 90 C SL 84 B SL 84 B SL 85 X SL 83 2-2 E5 28 1B 1B		C FF 92 F FF 91 S SL 84 0-3 K ②		C FS 80 B SI 88 2 SAFE F FS 80 B FS 84 F FF 88 B FS 80 S FS 80 3-3 K ③		4	1	1	0	0	2	3
28 Travis Buck, L (1, 7) OBP: 0.267, SLG: 0.345		C CH 82 B CH 83 X SI 90 1-1 G4-3 ② 2-3		X CH 83 0-0 2-H 1B ③		B FF 91 X FC 90 1-0 L6 ③				3	0	1	1	0	0	1
7 Matt LaPorta, R (1, 3) OBP: 0.345, SLG: 0.457		C SL 84 S SL 83 S SL 84 0-3 K ③			S SL 81 C SI 90 B SL 84 X SL 83 1-2 F8 ①		B SL 86 S SL 84 F FF 91 B SL 84 B SL 84 F FF 92 F FF 92 F SL 86 B FF 92 4-2 9 G3-6-1 BB			2	0	0	0	1	1	1
9 Jack Hannahan, L (1, 5) OBP: 0.289, SLG: 0.390			C SI 89 B SI 88 B SI 89 X SI 89 2-1 G6-3 ①		C SI 89 F SL 83 X SL 83 0-2 G4-3 ②		F FF 91 C FF 90 F FF 91 F SL 85 1 SAFE B SL 85 F FF 92 X SL 86 1-2 G3-6-1 ①② 1-2f			3	0	0	0	0	0	1
Inning Stats	R: 0 E: 0 K: 0 S: 14 H: 0 LOB: 0 BB: 0 P: 19	R: 1 E: 0 K: 1 S: 16 H: 2 LOB: 1 BB: 0 P: 22	R: 1 E: 0 K: 1 S: 13 H: 1 LOB: 0 BB: 0 P: 21	R: 1 E: 1 K: 1 S: 9 H: 2 LOB: 1 BB: 0 P: 13	R: 0 E: 0 K: 0 S: 10 H: 1 LOB: 2 BB: 0 P: 13	R: 1 E: 0 K: 1 S: 8 H: 1 LOB: 0 BB: 0 P: 12	R: 0 E: 0 K: 1 S: 15 H: 0 LOB: 0 BB: 1 P: 22	R: 0 E: 0 K: 2 S: 14 H: 0 LOB: 2 BB: 2 P: 29		1B: 3 2B: 1 3B: 0 HR: 3 SF: 0 SAC: 0 DP: 1 HBP: 1				WP: 0 PB: 0 SB: 0 CS: 0 PA: 33		

PITCHER		IP	WLS	BF	H	R	ER	SO	BB	IBB	HBP	BLK	WP	HR	S	P	ERA	WHIP
35 Brad Bergesen, R ERA: 3.38	(1, 1)	5.0	L	21	6	3	2	3	0	0	1	0	0	2	62	88	3.60	1.200
37 Jeremy Accardo, R ERA: 2.84	(6, 1)	2.0		7	1	1	1	2	1	0	0	0	0	1	23	34	4.50	1.000
19 Koji Uehara, R ERA:	(8, 1)	1.0		5	0	0	0	2	2	0	0	0	0	0	14	29	0.00	2.000

PITCHER	IP	WLS	BF	H	R	ER	SO	BB	IBB	HBP	BLK	WP	HR	S	P	ERA	WHIP

BOTTOM

Baltimore Orioles @ Cleveland Indians

Progressive Field, Cleveland, OH

Sun Apr 17 2011, 1:07 PM - 3:33 PM EDT

Att. 13,017 - Partly Cloudy - 48 F

livebaseballscorecards.com

AB	29
R	4
H	7
RBI	4
BB	3
SO	7
LOB	9

Cleveland Indians @ Kansas City Royals

Kauffman Stadium, Kansas City, MO

Mon Apr 18 2011, 7:12 PM - 10:38 PM CDT

Att. 12,214 - Overcast - 57 F

livebaseballscorecards.com

Batter	1	2	3	4	5	6	7	8	9	10	AB	R	H	RBI	BB	SO	LOB
24 Grady Sizemore, L (1, 8) OBP: 0.600, SLG: 1.111	B SI 91 F FC 90 B SI 93 F SI 92 S SI 94 2-3 K ①		X SI 90 0-0 13 1B 17 SF8-4 2B		C SI 92 F FC 88 S CU 78 0-3 K ②		B FF 98 B FF 96 B FF 96 C FF 97 B FF 97 4-1 13 BB		C FF 90 C FC 88 F CU 72 B CH 86 B FF 94 X FF 94 2-2 13 FC1-6 1B	B CH 80 X CH 80 1-0 13 1B 2-H 1B	5	1	3	1	1	2	0
13 Asdrúbal Cabrera, S (1, 6) OBP: 0.342, SLG: 0.530	B SI 91 F SI 92 X SI 93 1-1 P6 ②		B CH 83 X SI 89 1-0 17 SF8-4 2-3 1B		C CU 77 B FC 88 C FC 87 F CU 79 S FF 93 1-3 K ③		B FF 96 B KC 79 C FF 97 B FF 97 F FF 97 B FF 96 4-2 1-2 2-3 BB		1 SAFE 1 SAFE C FC 87 1 SAFE X FC 87 0-1 FC1-6 17 G4-6-3 1-2f ①	C FF 93 B CU 74 F CH 82 X FC 93 1-2 1-3 1B	5	0	2	0	1	1	1
17 Shin-Soo Choo, L (1, 9) OBP: 0.275, SLG: 0.328	B SI 92 S FC 90 B CU 78 X CH 86 2-1 41 S 41 2B 1B		S CU 77 1 SAFE C CU 77 X CU 79 0-2 SF8-4 1-2 3-H ① ②			C CU 75 X CH 83 0-1 F7 ①	B SL 81 B SI 94 S SI 94 S SI 95 C SI 96 2-3 K ②		B FF 91 B FF 92 S FF 93 X FF 89 2-1 G4-6-3 1-2f ② ③	F FF 92 S CU 74 S CU 75 0-3 K ③	5	1	1	1	0	2	7
41 Carlos Santana, S (1, 2) OBP: 0.286, SLG: 0.327	1 SAFE B SI 92 B CH 83 1 SAFE 1 SAFE C FF 93 B CH 85 C SI 91 X CH 85 3-2 1-H 2B		B SI 93 B FC 88 C SI 92 S FC 90 C CU 80 2-3 K ③			C CH 86 C FC 86 B CU 78 B FC 89 X CU 77 2-2 G6-3 ②	D SL 88 B KC 81 X SI 95 2-0 P6 ③			B FF 93 B CH 82 B FF 92 B FF 91 4-0 47 2B BB	4	1	1	1	1	1	3
48 Travis Hafner, L (1, 10) OBP: 0.414, SLG: 0.647 28 Travis Buck, L (8, PR) OBP: 0.267, SLG: 0.345 47 Shelley Duncan, R (8, 10) OBP: 0.417, SLG: 0.636 8 Adam Everett, R (10, PH) OBP: 0.462, SLG: 0.417 (10, PR) (10, 10)	S SI 93 B SI 93 S FC 90 D CU 81 B FF 94 S CU 80 3-3 K2-3 ③			C CH 83 C FF 90 S FC 89 0-3 K ①	B CH 85 B FC 87 X SI 93 2-0 2B			C SI 94 B SI 94 B SL 85 B SI 96 4-1 20 FC6-4 BB	F FF 91 B FF 92 1 SAFE X FF 92 1-1 7 E 1-H 2B	3 0 1 0 1 2 1 0 0 0 0 0 0 0 1 0 1 1 0 0 0 1 0 0 0 0 0 0						
20 Orlando Cabrera, R (1, 4) OBP: 0.292, SLG: 0.377		C SI 90 F FF 92 B SI 92 B CU 78 S FC 88 2-3 K ①		F CU 76 B SI 91 B FC 88 S FC 89 X SI 93 2-2 G5-3 ②		B SI 91 X SI 92 1-0 G5-3 ③		1 SAFE X SI 94 0-0 FC6-4 7 WP 1-2f ①	L FF 93 X FF 94 0-1 F9 ①	5	0	0	0	0	1	3
23 Michael Brantley, L (1, 7) OBP: 0.385, SLG: 0.375		C SI 91 B FC 88 C CU 77 B CU 78 X SI 93 2-2 L8 ②		X FF 92 0-0 7 S 1B			B KC 78 B SI 97 B FF 97 B FF 97 4-0 7 E 7 1B BB	B SL 80 1 SAFE C SI 94 F SI 95 F SL 82 X SL 88 1-2 L4 ②	B FF 94 B CU 75 B FF 92 C FF 93 B FF 92 4-1 7 FC4-6 BB	3	1	1	0	2	0	1
7 Matt LaPorta, R (1, 3) OBP: 0.367, SLG: 0.460		S FC 89 B SI 92 F CU 78 B SI 93 X FC 87 2-2 1B		C FC 87 1 SAFE 1 SAFE B CU 78 B SI 93 X CU 79 2-1 F7 ③ 1-2			S FF 97 F FF 97 1 SAFE B KC 78 X KC 79 1-2 13 BB 9 WP 1-H 1B	C SL 87 1 SAFE B SL 87 B SI 95 B SI 95 B SL 87 4-1 1-2 BB	C CH 79 B FF 93 F CH 82 X FF 92 1-2 FC4-6 ② 9 2B 1-2f 2-H	4	1	2	1	1	0	2
9 Jack Hannahan, L (1, 5) OBP: 0.280, SLG: 0.391		B CU 76 S CH 84 B FF 93 B CH 84 1 SAFE X SI 91 3-1 P5 ③			F CU 75 X FC 88 0-1 G4-3 ①		C FF 97 B KC 79 L FF 96 B FF 97 X FF 98 2-2 L7 ① 1-2	B SL 81 B CH 86 C SI 95 F FF 95 S FF 96 2-3 K ③	B FF 93 B FF 92 X FF 92 2-0 24 1B 1-H 2B	5	1	1	1	0	1	4
Inning Stats	R: 1 H: 2 E: 0 LOB: 1 K: 2 BB: 0 S: 13 P: 24	R: 0 H: 1 E: 0 LOB: 1 K: 1 BB: 0 S: 11 P: 20	R: 1 H: 2 E: 0 LOB: 0 K: 1 BB: 0 S: 8 P: 11	R: 0 H: 1 E: 0 LOB: 1 K: 1 BB: 0 S: 9 P: 13	R: 0 H: 0 E: 0 LOB: 0 K: 2 BB: 0 S: 9 P: 10	R: 0 H: 1 E: 0 LOB: 1 K: 0 BB: 0 S: 7 P: 12	R: 1 H: 1 E: 1 LOB: 3 K: 1 BB: 3 S: 13 P: 32	R: 0 H: 0 E: 0 LOB: 2 K: 1 BB: 2 S: 10 P: 21	R: 0 H: 1 E: 0 LOB: 0 K: 0 BB: 0 S: 8 P: 12	R: 4 H: 4 E: 1 LOB: 3 K: 1 BB: 2 S: 16 P: 30	1B: 8 SF: 1 2B: 6 SAC: 0 3B: 0 DP: 2 HR: 0 HBP: 0						

PITCHER		IP	WLS	BF	H	R	ER	SO	BB	IBB	HBP	BLK	WP	HR	S	P	ERA	WHIP
34 Kyle Davies, R ERA: 7.2	(1, 1)	6.0		24	7	2	2	7	0	0	0	0	0	0	57	90	3.00	1.167
41 Jeremy Jeffress, R ERA: 2.57	(7, 1)	0.1	B	5	1	1	1	0	3	0	0	0	1	0	9	24	27.00	12.000
43 Aaron Crow, R ERA:	(7, 1)	1.2		7	0	0	0	2	2	0	0	0	1	0	14	29	0.00	1.200
48 Joakim Soria, R ERA: 6.23	(9, 1)	1.0		3	1	0	0	0	0	0	0	0	0	0	8	12	0.00	1.000
55 Tim Collins, L ERA: 6.0	(10, 1)	1.0	L	9	4	4	4	1	2	0	0	0	0	0	16	30	36.00	6.000

PITCHER	IP	WLS	BF	H	R	ER	SO	BB	IBB	HBP	BLK	WP	HR	S	P	ERA	WHIP

TOP

AB	40
R	7
H	13
RBI	6
BB	7
SO	10
LOB	22

WP: 2	PA: 48		
PB: 0			
SB: 2			
CS: 0			

Batter	1	2	3	4	5	6	7	8	9	10	AB	R	H	RBI	BB	SO	LOB
13 Mike Aviles, R (1, 4) OBP: 0.245, SLG: 0.422 3 Brayan Peña, S (10, 2) OBP: 0.259, SLG: 0.280	B FF 95 F FF 95 B CH 89 X CH 88 2-1 G6-3		B CH 87 S CH 87 B FF 95 F CH 88 F CU 81 F FF 95 F CH 89 X FF 95 2-2 F9			F CH 86 X SL 83 0-1 53 2B 1B	F SL 81 B SI 93 C SL 81 F FF 94 B FF 94 S FF 93 2-3 K		B SI 90 F SI 89 X FF 92 1-1 G1-3		5 0	1 0	1 0	0 0	0 0	1 0	1 0
53 Melky Cabrera, S (1, 8) OBP: 0.280, SLG: 0.397	F FF 95 F FF 95 X SI 94 0-2 G5-3		B CH 87 X SI 93 1-0 G4-3			S SI 91 B CH 86 1 SAFE X SI 91 1-1 1-H 4 1B 2B		B SL 85 B FF 84 C FF 89 F FF 91 X FF 86 2-2 P3		B SI 89 C SI 88 F SI 89 B SI 88 B CU 70 X SI 89 3-2 F8	5	1	1	1	0	0	0
4 Alex Gordon, L (1, 7) OBP: 0.380, SLG: 0.515	F CH 88 F SI 89 S FF 96 0-3 K			B CH 86 F CH 86 B SI 93 S CH 86 S SI 94 2-3 K		X CH 85 0-0 16 1B 2-H 1B		B FF 87 C FF 87 X FF 87 1-1 E4 30 E 16 BB		B SI 89 C SI 88 F SI 88 X CH 81 1-2 F7	5	0	1	1	0	2	0
16 Billy Butler, R (1, 10) OBP: 0.493, SLG: 0.544		B CH 87 F SI 94 B FF 96 B FF 95 B FF 94 4-1 21 2B 24 SF7 BB		X FF 94 0-0 1B		X SL 83 0-0 21 G4-6-3 1-2 1B		B FF 85 C FF 84 B FF 85 B FF 84 B FF 85 4-1 30 E 1-2 BB		C SI 88 C SI 89 X SI 89 0-2 G4-3	3	1	2	0	2	0	0
30 Kila Ka'aihue, L (1, 3) OBP: 0.283, SLG: 0.260		B SI 94 C CH 88 B CH 87 F SI 93 F SL 85 S CH 89 2-3 K		F CH 87 B SI 93 D CH 88 B SI 94 C CH 87 X CU 80 3-2 F8		F SI 91 L CH 83 B SI 91 X CU 80 1-2 P5		X SL 85 0-0 FC1-6 21 BB 1-2 2-3			4	0	0	0	0	1	6
21 Jeff Francoeur, R (1, 9) OBP: 0.358, SLG: 0.525		S FF 94 B FF 95 B SL 84 X FF 94 2-1 24 SF7 1-3 2B		C SL 84 C SL 84 F CU 81 F SI 94 F CU 81 X CU 80 0-2 F7		B CU 80 F CU 81 S CH 86 X CH 86 1-2 G4-6-3 1-2f		C SL 80 B FF 92 B SL 81 B FF 90 B SL 81 4-1 1-2 BB			3	0	1	0	1	0	3
24 Wilson Betemit, S (1, 5) OBP: 0.435, SLG: 0.553		F CH 87 F SI 89 X SI 94 0-2 SF7 2-3 3-H	C SI 90 B CH 85 F CH 84 B CU 80 B CH 87 F SI 93 C SI 94 3-3 K			B CU 80 B FF 89 X FF 90 2-0 2 G4-3 15 SH3 1B		B SL 81 F FF 91 C SL 80 F FF 92 X SL 83 1-2 P5			3	0	1	1	0	1	3
15 Matt Treanor, R (1, 2) OBP: 0.308, SLG: 0.344 17 Chris Getz, L (9, PH) OBP: 0.328, SLG: 0.283 (10, 4)		C SI 94 S SL 85 B SL 85 X FF 96 1-2 L7	X FF 93 0-0 B5-3			X FF 90 0-0 SH3 1-2			C SI 88 C SL 79 F FF 92 B SI 88 B SL 80 F SI 89 B FF 90 F FF 91 X FF 90 3-2 F7		2 1	0 0	0 0	0 0	0 0	0 0	1 0
2 Alcides Escobar, R (1, 6) OBP: 0.254, SLG: 0.250			C FF 94 F CH 89 F CU 81 X FF 94 0-2 G4-3	B SL 83 X SI 92 1-0 L5		B FF 92 F FF 93 L SL 81 F SL 80 B FF 94 X SI 93 2-2 G4-3 2-3			B SL 79 C FF 91 F FF 91 X SL 82 1-2 L7		4	0	0	0	0	0	1
Inning Stats	R: 0 E: 0 K: 1 S: 8 H: 0 LOB: 0 BB: 0 P: 10	R: 1 E: 0 K: 1 S: 13 H: 1 LOB: 1 BB: 1 P: 22	R: 0 E: 0 K: 0 S: 11 H: 0 LOB: 0 BB: 0 P: 14	R: 0 E: 0 K: 1 S: 13 H: 1 LOB: 1 BB: 0 P: 18	R: 0 E: 0 K: 1 S: 6 H: 0 LOB: 0 BB: 0 P: 10	R: 2 E: 0 K: 0 S: 12 H: 4 LOB: 1 BB: 0 P: 15	R: 0 E: 0 K: 1 S: 10 H: 1 LOB: 1 BB: 0 P: 16	R: 0 E: 2 K: 0 S: 12 H: 0 LOB: 3 BB: 2 P: 24	R: 0 E: 0 K: 0 S: 11 H: 0 LOB: 0 BB: 0 P: 16	R: 0 E: 0 K: 0 S: 9 H: 0 LOB: 0 BB: 0 P: 13	1B: 5 2B: 2 3B: 0 HR: 0 SF: 1 SAC: 1 DP: 1 HBP: 0	WP: 0 PB: 0 SB: 0 CS: 0 PA: 40					

PITCHER		IP	WLS	BF	H	R	ER	SO	BB	IBB	HBP	BLK	WP	HR	S	P	ERA	WHIP
59 Carlos Carrasco, R ERA: 4.85	(1, 1)	6.1		26	7	3	3	4	1	0	0	0	0	0	65	93	4.26	1.263
52 Vinnie Pestano, R ERA: 1.59	(7, 1)	0.2		2	0	0	0	1	0	0	0	0	0	0	8	12	0.00	0.000
53 Rafael Perez, L ERA:	(8, 1)	0.2		4	0	0	0	0	1	0	0	0	0	0	7	14	0.00	1.500
38 Joe Smith, R ERA: 3.86	(8, 1)	1.1	W	5	0	0	0	0	1	0	0	0	0	0	16	26	0.00	0.750
39 Justin Germano, R ERA: 6.0	(10, 1)	1.0		3	0	0	0	0	0	0	0	0	0	0	9	13	0.00	0.000

PITCHER	IP	WLS	BF	H	R	ER	SO	BB	IBB	HBP	BLK	WP	HR	S	P	ERA	WHIP

BOTTOM

Cleveland Indians @ Kansas City Royals

Kauffman Stadium, Kansas City, MO

Mon Apr 18 2011, 7:12 PM - 10:38 PM CDT

Att. 12,214 - Overcast - 57 F

livebaseballscorecards.com

AB	35
R	3
H	7
RBI	3
BB	3
SO	5
LOB	15

Batter	1	2	3	4	5	6	7	8	9	AB	R	H	RBI	BB	SO	LOB
23 Michael Brantley, L (1, 8) OBP: 0.400, SLG: 0.393	C SI 84 B SI 84 C SL 82 B FF 88 X SI 86 2-2 ① G6-3		1 SAFE 1 SAFE 1 SAFE 1 SAFE B SL 82 X SL 83 1-0 13 G6-4-3 1-2 1B		1 SAFE B SI 84 B SI 85 C SL 82 X SI 85 2-1 ③ G4-3		C SI 85 B CU 69 X SI 85 1-1 ③ 2-H 1B		B FC 88 X FF 92 1-0 17 BB 13 HBP 1-2 1B	5	0	3	0	0	0	1
13 Asdrúbal Cabrera, S (1, 6) OBP: 0.333, SLG: 0.500	B SI 84 X CH 78 1-0 ② P3		F SI 85 F SL 85 F SL 85 B FF 88 F SL 84 X CH 78 1-2 ② ③ G6-4-3 1-2f			B CU 72 X SI 85 1-0 ① L9		B FF 94 C FF 94 S SL 87 B SL 87 X SI 96 2-2 ① G4-3	C FC 92 F FC 88 H CU 73 1-2 17 BB 1-2 2-3 HBP	4	0	0	0	0	0	2
17 Shin-Soo Choo, L (1, 9) OBP: 0.284, SLG: 0.323	C SI 84 X CU 72 0-1 ③ G4-3			C SL 84 B SL 83 S FF 89 1-3 ① K		B CU 73 C CU 72 F CH 76 S FF 87 1-3 ② K		B SL 87 B FF 94 C FF 93 F SL 87 F CH 86 X FF 95 2-2 41 S 41 1B 1B	C FF 90 B FF 93 F FC 89 B FF 91 D CH 84 D CH 85 4-2 1-2 2-3 3-H BB	4	1	1	1	1	2	0
41 Carlos Santana, S (1, 3) OBP: 0.294, SLG: 0.322		B FF 86 B CH 77 B FF 86 B SI 85 4-0 BB		C CU 75 B CH 78 B FF 88 X FF 86 2-1 ② P3		C FF 87 C SL 82 X FF 88 0-2 ③ G6-3		B SI 96 C FF 95 C FF 96 D SL 88 B SL 87 X SL 88 3-2 1-H 1B	C FC 90 C FF 92 C FC 92 0-3 ③ K	4	0	1	1	1	1	3
47 Shelley Duncan, R (1, 10) OBP: 0.400, SLG: 0.571 48 Travis Hafner, L (8, PH) OBP: 0.407, SLG: 0.635 (8, 10)		C FF 86 D CH 78 F CH 77 X FF 88 1-2 ① F9		B CU 74 C CU 74 X FF 87 1-1 1B			B SI 84 F SI 83 C SL 82 X CU 73 1-2 ① F7	C FF 95 1 SAFE B SI 95 B SI 95 F SL 88 B CH 87 S SL 88 3-3 ② K		3 1	0 0	1 0	0 0	0 1	0 1	1 1
20 Orlando Cabrera, R (1, 4) OBP: 0.290, SLG: 0.369		X SI 84 0-0 ② F8		B SI 84 X CH 78 1-0 ③ L7			C SI 83 C SL 83 F FF 87 B SL 86 X SL 83 1-2 26 6 1B 2B 1B	B FF 94 1 SAFE X FF 95 1-0 ③ F9		4	1	1	0	0	0	3
26 Austin Kearns, R (1, 7) OBP: 0.290, SLG: 0.231		C SI 84 1 SAFE S SL 83 S FF 89 0-3 ③ K			B CU 73 C CU 72 B CH 77 B FF 86 S SI 84 X SI 85 3-2 ① F9		S CH 76 X SI 84 0-1 6 1-2 2B 1B		B FF 91 X FC 87 1-0 E5 13 HBP 23 1B 17 BB	4	2	1	0	0	1	1
6 Lou Marson, R (1, 2) OBP: 0.438, SLG: 0.571			B SI 83 F CH 76 B SL 84 B CH 77 F SI 84 F FF 87 C FF 86 3-3 ① K		F SI 84 B SL 85 F SL 84 C CU 75 1-3 ② K		X SI 85 0-0 23 1-H 1B 2-H 2B		B FC 87 C SL 81 F FF 92 B CU 69 S CH 83 2-3 ① K	4	0	1	2	0	3	1
8 Adam Everett, R (1, 5) OBP: 0.500, SLG: 0.385 24 Grady Sizemore, L (9, PH) OBP: 0.545, SLG: 1.000			C SI 84 S CH 78 B FF 89 B SI 87 B SL 83 B SL 84 4-2 23 1B BB		B FF 86 C SI 84 S SI 84 B SI 86 F FF 87 B FF 87 F SI 84 B FF 87 4-2 BB		X CH 76 0-0 ② F7		S FC 86 X FC 91 0-1 ② L7	1 1	0 0	0 0	0 0	2 0	0 0	1 1
Inning Stats	R: 0 E: 0 K: 0 S: 6 H: 0 LOB: 0 BB: 0 P: 9	R: 0 E: 0 K: 1 S: 7 H: 0 LOB: 1 BB: 1 P: 12	R: 0 E: 0 K: 1 S: 12 H: 1 LOB: 1 BB: 1 P: 21	R: 0 E: 0 K: 1 S: 8 H: 1 LOB: 1 BB: 0 P: 13	R: 0 E: 0 K: 1 S: 12 H: 0 LOB: 1 BB: 1 P: 22	R: 0 E: 0 K: 1 S: 7 H: 0 LOB: 0 BB: 0 P: 9	R: 2 E: 0 K: 0 S: 13 H: 4 LOB: 2 BB: 0 P: 16	R: 1 E: 0 K: 1 S: 14 H: 2 LOB: 1 BB: 0 P: 25	R: 1 E: 1 K: 2 S: 14 H: 1 LOB: 3 BB: 1 P: 23	1B: 8 2B: 1 3B: 0 HR: 0 SF: 0 SAC: 0 DP: 1 HBP: 1						

PITCHER		IP	WLS	BF	H	R	ER	SO	BB	IBB	HBP	BLK	WP	HR	S	P	ERA	WHIP
52 Bruce Chen, L ERA: 2.42	(1, 1)	7.0	W	28	6	2	2	5	3	0	0	0	0	0	65	102	2.57	1.286
38 Blake Wood, R ERA: 3.86	(8, 1)	1.0	H	5	2	1	1	1	0	0	0	0	0	0	14	25	9.00	2.000
48 Joakim Soria, R ERA: 5.59	(9, 1)	1.0	S	7	1	1	0	2	1	0	1	0	0	0	14	23	0.00	2.000

PITCHER	IP	WLS	BF	H	R	ER	SO	BB	IBB	HBP	BLK	WP	HR	S	P	ERA	WHIP

TOP

Cleveland Indians @ Kansas City Royals

Kauffman Stadium, Kansas City, MO

Tue Apr 19 2011, 7:11 PM - 9:54 PM CDT

Att. 10,506 - Overcast - 45 F

livebaseballscorecards.com

AB	35
R	4
H	9
RBI	4
BB	4
SO	8
LOB	15

BOTTOM

Cleveland Indians @ Kansas City Royals

Kauffman Stadium, Kansas City, MO

Tue Apr 19 2011, 7:11 PM - 9:54 PM CDT

Att. 10,506 - Overcast - 45 F

livebaseballscorecards.com

Batter	1	2	3	4	5	6	7	8	9	AB	R	H	RBI	BB	SO	LOB
17 Chris Getz, L (1, 4) OBP: 0.323, SLG: 0.316	C SI 90 B FF 91 B SI 91 C FF 90 X SI 92 2-2 P4 ①		B SI 87 1 SAFE B FF 87 B SI 88 C SI 87 1 SAFE 1 SAFE F SI 87 1 SAFE 3-2 X SI 87 1-H 53 G4-3 3B	B CH 79 C SI 88 1 SAFE F SI 87 B SI 90 X SL 85 2-2 F7 ③ 1-2		C SI 90 B CU 77 B FC 88 F SI 91 B FC 89 F SI 92 X SI 90 3-2 G6-3 ②				4	1	1	1	0	0	1
53 Melky Cabrera, S (1, 8) OBP: 0.278, SLG: 0.403	C SI 90 B CH 83 S CH 84 B SI 90 F SI 91 S SL 85 2-3 K ②		X SI 89 0-0 G4-3 ① 3-H		F CH 79 X CH 81 0-1 4 2B 2B	B SI 91 C FC 88 X SI 91 1-1 G6-3 ③				4	1	1	1	0	1	0
4 Alex Gordon, L (1, 7) OBP: 0.387, SLG: 0.528	F SI 91 F SL 84 X SL 84 0-2 21 S 16 S 1B		X CH 78 0-0 F8 ②		B SI 87 B SI 87 X SI 89 2-0 16 G6-3 21 1B 2-H 2B		C CH 82 B FC 87 X CH 83 1-1 G5-3 ①			4	1	2	1	0	0	0
16 Billy Butler, R (1, 10) OBP: 0.493, SLG: 0.533	B SI 90 1 SAFE B CH 82 B SL 83 B SI 90 4-0 21 S 1-2 BB		B SL 83 X SI 88 1-0 1B		X SI 88 0-0 G6-3 ① 2-3		B CU 80 B SI 91 X SI 90 2-0 F8 ②			3	0	1	0	1	0	1
21 Jeff Francoeur, R (1, 9) OBP: 0.352, SLG: 0.508	B SL 84 B SL 82 C SI 90 C SL 83 X SI 91 2-2 G1-3 ③ 1-2 2-3		C SI 89 D CH 80 B SI 90 F SL 83 S SI 91 2-3 K ③		C SI 88 B SI 88 F SL 82 X SI 89 1-2 24 BB 3-H 1B		S SI 91 F SI 91 S SI 90 0-3 K ③			4	0	1	1	0	2	3
24 Wilson Betemit, S (1, 5) OBP: 0.460, SLG: 0.550		X SI 89 0-0 G4-3 ①		B SI 88 B SL 80 X SI 89 2-0 3 G3-1 3 S 2 1B 1B	B SI 88 B CH 78 C SI 88 B SI 87 B SI 88 4-1 1-2 BB			B SI 88 S SI 87 S SI 87 B SI 88 B CH 82 F SI 87 B SI 88 4-2 3 G3 30 SH1-3 BB		2	1	1	0	2	0	0
30 Kila Ka'aihue, L (1, 3) OBP: 0.270, SLG: 0.245		C SI 88 B CH 83 B CH 82 F SI 90 C FF 91 2-3 K ②		C SI 88 X SI 90 0-1 F9 ①	C FC 89 F CH 81 B CU 78 F SI 91 B FC 90 S CH 82 2-3 K ②			L SI 87 C SI 88 X CU 70 0-2 SH1-3 ① 1-2		3	0	0	0	0	2	3
3 Brayan Peña, S (1, 2) OBP: 0.226, SLG: 0.241		F SI 90 B SI 91 B SI 92 C SI 91 B SL 82 X SI 91 3-2 L8 ③		1 SAFE S CH 79 B CH 82 S PO 80 B CH 80 X CH 82 3-1 G3-1 ② 1-3	X SI 91 0-0 F7 ③			B SI 86 X CH 81 1-0 G3 ② 2-3		4	0	0	0	0	0	4
2 Alcides Escobar, R (1, 6) OBP: 0.268, SLG: 0.265			C SL 78 B SI 90 S SI 88 X FF 90 1-2 17 3B 1B	S SL 84 D SL 88 F SL 84 X SL 87 1-2 17 S 3-H 1B		C SI 90 X CH 81 0-1 G5-3 ①		C SI 88 S CU 69 B SI 90 X SI 89 1-2 G1-3 ③		4	1	2	1	0	0	1
Inning Stats	R: 0 E: 0 K: 1 S: 13 H: 1 LOB: 2 BB: 1 P: 23	R: 0 E: 0 K: 1 S: 7 H: 0 LOB: 0 BB: 0 P: 12	R: 2 E: 0 K: 1 S: 12 H: 3 LOB: 1 BB: 0 P: 19	R: 1 E: 0 K: 0 S: 12 H: 2 LOB: 1 BB: 0 P: 19	R: 2 E: 0 K: 1 S: 13 H: 3 LOB: 2 BB: 1 P: 22	R: 0 E: 0 K: 0 S: 8 H: 0 LOB: 0 BB: 0 P: 12	R: 0 E: 0 K: 1 S: 6 H: 0 LOB: 0 BB: 0 P: 9	R: 0 E: 0 K: 0 S: 10 H: 0 LOB: 1 BB: 1 P: 16		1B: 6 2B: 2 3B: 1 HR: 0 SF: 0 SAC: 1 DP: 0 HBP: 0						

	AB	32
	R	5
	H	9
	RBI	5
	BB	3
	SO	5
	LOB	13

WP: 0 PA: 36
PB: 0
SB: 5
CS: 0

PITCHER		IP	WLS	BF	H	R	ER	SO	BB	IBB	HBP	BLK	WP	HR	S	P	ERA	WHIP
58 Jeanmar Gómez, R ERA: 10.38	(1, 1)	4.1	L	24	9	5	5	3	2	0	0	0	0	0	52	88	10.38	2.538
37 Chad Durbin, R ERA: 4.26	(5, 1)	2.2		8	0	0	0	2	0	0	0	0	0	0	19	28	0.00	0.000
39 Justin Germano, R ERA: 5.14	(8, 1)	1.0		4	0	0	0	0	1	0	0	0	0	0	10	16	0.00	1.000

PITCHER	IP	WLS	BF	H	R	ER	SO	BB	IBB	HBP	BLK	WP	HR	S	P	ERA	WHIP

Cleveland Indians @ Kansas City Royals

Kauffman Stadium, Kansas City, MO

Wed Apr 20 2011, 7:11 PM - 10:25 PM CDT

Att. 10,080 - Partly Cloudy - 56 F

livebaseballscorecards.com

Batter	1	2	3	4	5	6	7	8	9	AB	R	H	RBI	BB	SO	LOB
24 Grady Sizemore, L (1, 8) OBP: 0.438, SLG: 0.714	B FF 92 X FF 93 1-0 ① P6			C KC 75 B FF 93 F SL 83 X FF 94 1-2 ① F9		D KC 78 B SL 83 B CH 82 C SI 93 X CH 80 3-1 ② G4-3	B FF 93 B FF 94 B FF 92 B FF 94 4-0 13 SH1-4 BB	X SI 90 0-0 ③ F8		4	0	0	0	1	0	3
13 Asdrúbal Cabrera, S (1, 6) OBP: 0.341, SLG: 0.500	F SI 92 X FC 89 0-1 ② F9			B FC 88 B FC 88 C CH 81 C SI 94 B KC 80 X CH 81 3-2 ② G4-3		B KC 76 F KC 78 X KC 77 1-1 17 2B 3-H 1B	L CH 82 X FF 92 0-1 ① SH1-4 1-2 2-3		B SI 89 B SI 89 X SI 89 2-0 17 G3 41 1B 17 WP 1B	4	2	2	0	0	0	0
17 Shin-Soo Choo, L (1, 9) OBP: 0.278, SLG: 0.329	B FF 93 B CH 88 X FF 94 2-0 ③ F9			C SI 92 F SL 84 B SI 94 B KC 81 B SL 86 S CH 82 3-3 ③ K		1 SAFE C SI 94 D KC 77 1 SAFE B SL 82 X CH 79 2-1 48 2B 1-H 2B	C FF 94 X CU 76 0-1 ② G3		F SI 90 B SI 91 B CH 86 F CH 83 X SI 91 2-2 ① G3 1-3	5	1	1	1	0	1	3
41 Carlos Santana, S (1, 2) OBP: 0.315, SLG: 0.323		B FF 91 B SI 91 C SI 91 C SI 91 B SI 92 C SI 93 3-3 ① K			B KC 75 B SI 92 C CH 80 X SI 93 2-1 ① G3-1	B KC 77 B SI 94 C CH 81 B SI 94 B CH 82 4-1 48 2B BB	B FF 94 C FF 92 B CU 75 D CU 75 B CH 82 4-1 BB		C CH 85 B SI 91 F SI 91 X SL 81 1-2 48 E 3-H 1B	3	0	1	1	2	1	0
48 Travis Hafner, L (1, 10) OBP: 0.406, SLG: 0.632		C KC 76 F FF 90 X SI 92 0-2 ② G6-3			X FC 89 0-0 ② F9	B SI 94 C SL 82 1 SAFE F KC 78 X CH 81 1-2 1-3 3-H 2B	B FF 93 S FF 93 F FF 94 F FF 93 B FF 94 C CU 75 2-3 ③ K		B SI 90 C SI 91 B CH 85 F SI 91 F SI 90 B SI 90 X SI 91 3-2 E9 1-3 1B	5	0	2	1	0	1	3
20 Orlando Cabrera, R (1, 4) OBP: 0.284, SLG: 0.357		C FC 88 C KC 77 X FF 94 0-2 ③ G6-3			B FC 88 F SI 92 S SL 83 F FF 93 B CH 82 X SL 84 2-2 ③ F7	B SI 94 B SI 92 F FC 88 C FC 89 B FF 94 S SL 83 3-3 ③ K		C SI 91 B FF 91 B SI 81 B SI 90 X FF 90 3-1 23 FC1-6 1B	X SI 91 0-0 ② G4-3	5	0	1	0	0	1	4
23 Michael Brantley, L (1, 7) OBP: 0.413, SLG: 0.391			B KC 75 F SI 92 B FF 90 C CH 82 B SI 94 X SI 94 3-2 ① G3-1			B KC 73 F CH 80 B SL 82 X SI 93 2-1 7 2B 7 BLK 1B	C SI 92 B SI 92 B KC 76 B CH 80 F SI 92 F FF 94 B SL 84 4-2 7 9 2B BB	C SI 90 C FF 91 X CH 85 0-2 ① FC1-6 9 1B 1-2f	I IN 70 I IN 73 I IN 73 I IN 72 4-0 IBB	3	2	1	0	2	0	1
7 Matt LaPorta, R (1, 3) OBP: 0.369, SLG: 0.463			T FC 88 S KC 78 F SI 95 B FF 95 S SL 84 1-3 ② K			1 SAFE S SL 86 B SI 93 X SL 82 1-1 9 G4-3 13 BLK 1-H 2B	P PO 83 B KC 80 B FC 86 B SI 91 4-0 9 2B 1-2 BB	1 SAFE 1 SAFE F FF 90 X CH 85 0-1 ② F8	B SL 79 B SI 90 X SI 91 2-0 ③ P5	4	2	1	1	1	1	4
9 Jack Hannahan, L (1, 5) OBP: 0.296, SLG: 0.420			F FF 94 C SI 94 X KC 80 0-2 ③ G3			F SI 93 X SI 92 0-1 ① G4-3 2-3	L B FF 92 C CU 72 B FF 94 X CU 75 2-2 13 SH1-4 1-H 2-H 2B	B SI 90 B SI 91 1 SAFE 1 SAFE S FF 90 C FF 90 X CH 84 2-2 1-2 1B		4	0	2	2	0	0	1

	AB	R	H	RBI	BB	SO	LOB
AB	37						
R	7						
H	11						
RBI	6						
BB	6						
SO	5						
LOB	19						

Inning Stats																				
	R: 0 E: 0 K: 0 S: 4	H: 0 LOB: 0 BB: 0 P: 7	R: 0 E: 0 K: 1 S: 9	H: 0 LOB: 0 BB: 0 P: 12	R: 0 E: 0 K: 1 S: 10	H: 0 LOB: 0 BB: 0 P: 14	R: 0 E: 0 K: 1 S: 9	H: 0 LOB: 0 BB: 0 P: 16	R: 0 E: 0 K: 0 S: 7	H: 0 LOB: 0 BB: 0 P: 11	R: 4 E: 0 K: 1 S: 19	H: 5 LOB: 2 BB: 1 P: 36	R: 2 E: 0 K: 1 S: 16	H: 1 LOB: 3 BB: 4 P: 35	R: 0 E: 0 K: 0 S: 11	H: 2 LOB: 2 BB: 0 P: 16	R: 1 E: 1 K: 0 S: 13	H: 3 LOB: 3 BB: 1 P: 27	1B: 7 2B: 4 3B: 0 HR: 0	SF: 0 SAC: 1 DP: 0 HBP: 0	WP: 1 PB: 0 SB: 0 CS: 0	PA: 44

PITCHER		IP	WLS	BF	H	R	ER	SO	BB	IBB	HBP	BLK	WP	HR	S	P	ERA	WHIP
44 Luke Hochevar, R ERA: 5.12	(1, 1)	6.0	L	26	5	6	6	4	3	0	0	2	0	0	62	107	9.00	1.333
55 Tim Collins, L ERA: 5.4	(7, 1)	1.0		6	1	0	0	1	2	0	0	0	0	0	12	24	0.00	3.000
50 Kanekoa Texeira, R ERA: 2.84	(8, 1)	2.0		12	5	1	1	0	0	1	0	0	1	0	24	43	4.50	2.500

PITCHER	IP	WLS	BF	H	R	ER	SO	BB	IBB	HBP	BLK	WP	HR	S	P	ERA	WHIP

Batter	1	2	3	4	5	6	7	8	9	AB	R	H	RBI	BB	SO	LOB
17 Chris Getz, L (1, 4) OBP: 0.343, SLG: 0.305	B FF 94 C FF 92 F SI 92 B SL 83 F FF 92 X SI 93 2-2 ① G4-3	F SI 90 X SI 93 0-1 ② G4-3			H FF 94 1-0 53 FC4-6 HBP		C FF 92 B CH 86 B FF 93 B SI 88 B FF 89 4-1 16 F9 53 BB BB		B FF 90 B FF 91 C FF 90 B FF 92 B FF 91 4-1 53 2B BB	2	1	0	0	2	0	0
53 Melky Cabrera, S (1, 8) OBP: 0.298, SLG: 0.413	B FF 93 B SI 94 B SI 92 C FF 92 B FF 94 4-1 4 3B BB	B SI 91 B SL 79 C FF 92 X FF 92 2-1 ③ F7			F FF 90 C SL 82 X SL 84 0-2 ① FC4-6 1-2f		B FF 91 C FF 89 F FF 91 B SL 83 B SL 78 F FF 89 B FF 89 4-2 21 BB 1-2 BB		C FF 91 B FF 92 X FF 92 1-1 4 G6-3 21 HR 1-H 2B	3	2	1	1	2	0	1
4 Alex Gordon, L (1, 7) OBP: 0.375, SLG: 0.532	X SI 91 0-0 21 1B 1-H 3B		C SL 82 C SL 82 B FF 94 S SL 84 1-3 ① K2-3		B SL 81 1 SAFE 1 SAFE B SL 79 F SI 91 F SI 90 F SL 84 X SL 83 2-2 ② F8		B FF 85 B FF 84 C FF 90 X SL 84 2-1 ① F7		B FF 92 C FF 91 S SL 84 F SL 82 X SL 82 1-2 ① G6-3 2-3	5	1	1	1	0	1	4
16 Billy Butler, R (1, 10) OBP: 0.475, SLG: 0.508	B SI 92 F SI 94 F SI 92 S FF 86 1-3 ② K		X SI 94 0-0 21 G6-4-3 1B		B SL 84 C SL 82 B SI 88 S SL 82 1 SAFE X SL 83 2-2 ③ F9		B FF 94 B SI 94 C FF 93 X SI 94 2-1 ② F9 2-3		B FF 92 B FF 92 C FF 90 B FF 93 F FF 92 X FF 92 3-2 ② P6	5	0	1	0	0	1	5
21 Jeff Francoeur, R (1, 9) OBP: 0.368, SLG: 0.551	X SI 94 0-0 30 BB 13 1B 3-H 1B		X SL 81 0-0 ② ③ G6-4-3 1-2f			C SI 92 F SL 83 B SL 83 B SI 94 X SL 80 2-2 ① P3	B SL 80 B SL 81 C FF 94 B FF 93 B FF 93 4-1 1-2 BB		C FF 92 S CH 84 X CH 83 0-2 3-H HR	4	1	2	3	1	0	1
13 Mike Aviles, R (1, 5) OBP: 0.241, SLG: 0.400	B FF 92 X SI 93 1-0 30 BB 1-2 1B			C SL 81 X SL 80 0-1 ① G5-3		X SI 91 0-0 ② F8	B SL 81 C FF 93 F FF 94 C SL 81 1-3 ③ K		C FF 94 B SL 82 X FF 94 1-1 ③ G3	5	0	1	0	0	1	3
30 Kila Ka'aihue, L (1, 3) OBP: 0.299, SLG: 0.268	B SI 91 B FF 95 C FF 94 B SL 84 B FF 95 4-1 1-2 2-3 BB			B SI 91 B SL 79 F FF 92 X FF 94 2-1 1B		X SI 92 0-0 15 BB 1B		C FF 90 B SI 89 B SI 89 B FF 88 C SI 89 X SI 89 3-2 ① F7		3	0	2	0	1	0	0
15 Matt Treanor, R (1, 2) OBP: 0.302, SLG: 0.314	C SI 94 C SL 84 D SL 86 B SL 85 B FF 94 F FF 93 F FF 93 X FF 92 3-2 ③ P4			F FF 91 B SL 82 F SI 90 S SI 91 1-3 ② K		B SI 90 B SI 90 B FF 91 B FF 87 4-0 1-2 BB		B FF 90 C FF 90 S SI 89 F FF 90 B FF 90 S SI 89 2-3 ② K		3	0	0	0	1	2	4
2 Alcides Escobar, R (1, 6) OBP: 0.253, SLG: 0.250		S SI 91 M SI 92 X FF 94 0-2 ① G4-3		B SL 82 S SI 90 S SI 90 X SI 92 1-2 ③ G5-3		C SI 89 B SL 85 S SL 82 X SL 84 1-2 ③ P4		C FF 90 B SI 89 F SI 88 S SL 80 1-3 ③ K		4	0	0	0	0	1	3
Inning Stats	R: 2 E: 0 K: 1 S: 17 H: 3 LOB: 3 BB: 2 P: 32	R: 0 E: 0 K: 0 S: 7 H: 0 LOB: 0 BB: 0 P: 9	R: 0 E: 0 K: 1 S: 5 H: 1 LOB: 0 BB: 0 P: 6	R: 0 E: 0 K: 1 S: 10 H: 1 LOB: 1 BB: 0 P: 14	R: 0 E: 0 K: 0 S: 10 H: 0 LOB: 1 BB: 0 P: 15	R: 0 E: 0 K: 0 S: 8 H: 1 LOB: 2 BB: 1 P: 15	R: 0 E: 0 K: 1 S: 12 H: 0 LOB: 3 BB: 3 P: 29	R: 0 E: 0 K: 2 S: 10 H: 0 LOB: 0 BB: 0 P: 16	R: 3 E: 0 K: 0 S: 15 H: 2 LOB: 0 BB: 1 P: 25	1B: 5 2B: 1 3B: 1 HR: 1 SF: 0 SAC: 0 DP: 1 HBP: 1						

PITCHER		IP	WLS	BF	H	R	ER	SO	BB	IBB	HBP	BLK	WP	HR	S	P	ERA	WHIP
63 Justin Masterson, R ERA: 1.71	(1, 1)	6.0	W	29	6	2	2	3	5	0	1	0	0	0	61	103	3.00	1.833
53 Rafael Perez, L ERA:	(7, 1)	0.1	H	1	0	0	0	0	0	0	0	0	0	0	2	4	0.00	0.000
52 Vinnie Pestano, R ERA: 1.42	(7, 1)	0.2	H	3	0	0	0	1	1	0	0	0	0	0	6	13	0.00	1.500
38 Joe Smith, R ERA: 2.7	(8, 1)	1.0		3	0	0	0	2	0	0	0	0	0	0	10	16	0.00	0.000
49 Tony Sipp, L ERA: 2.89	(9, 1)	0.2		5	2	3	3	0	1	0	0	0	0	1	13	22	40.50	4.500

PITCHER		IP	WLS	BF	H	R	ER	SO	BB	IBB	HBP	BLK	WP	HR	S	P	ERA	WHIP
54 Chris Perez, R ERA:	(9, 1)	0.1	S	1	0	0	0	0	0	0	0	0	0	0	2	3	0.00	0.000

BOTTOM

Cleveland Indians @ Kansas City Royals

Kauffman Stadium, Kansas City, MO

Wed Apr 20 2011, 7:11 PM - 10:25 PM CDT

Att. 10,080 - Partly Cloudy - 56 F

livebaseballscorecards.com

AB	34
R	5
H	8
RBI	5
BB	7
SO	6
LOB	21
PA:	42
WP: 0	
PB: 0	
SB: 0	
CS: 0	

Batter	1	2	3	4	5	6	7	8	9	AB	R	H	RBI	BB	SO	LOB
24 Grady Sizemore, L (1, 8) OBP: 0.476, SLG: 0.737	B SI 91 C FF 91 X SI 93 1-1 1B		C SI 89 1 SAFE S CU 72 S FF 93 0-3 ② K		B FF 93 X FF 91 1-0 17 FC7-5 13 BB 3-H 1B		X FF 92 0-0 ② F8		C KC 80 X FF 96 0-1 2B	5	0	3	1	0	1	2
13 Asdrúbal Cabrera, S (1, 6) OBP: 0.333, SLG: 0.474	F FF 92 1 SAFE B SI 92 X CH 76 1-1 ① F7		B CH 78 B CH 78 B SI 91 C FF 90 1 SAFE F FF 92 X SL 79 3-2 ③ G4-3		C CU 71 B SI 94 D SL 79 B CH 75 3-1 17 FC7-5 1-2 2-3 BB		B FF 93 B FF 91 X FF 90 2-0 ③ F7		B KC 80 B FF 96 2 SAFE X SI 96 2-0 ③ G3-1	4	0	0	0	1	0	4
17 Shin-Soo Choo, L (1, 9) OBP: 0.265, SLG: 0.311	B FF 92 C CU 72 1 SAFE F CH 78 T FF 92 1-2 ② K			C FF 92 X SL 81 0-1 ① G4-3	X SI 92 0-0 ② FC7-5 1-2 2-3f 3-H			C FF 90 B CH 81 F CH 81 X FF 91 1-2 ① P6		4	0	0	1	0	1	3
41 Carlos Santana, S (1, 2) OBP: 0.325, SLG: 0.338	B CU 72 B FF 93 C CH 78 X FF 92 2-1 ③ P2			B CU 72 B SI 92 B CH 77 C FF 91 B SI 92 4-1 BB	C FF 92 B CU 72 B FF 91 B SL 79 F FF 91 X FF 92 3-2 ③ P4			C FF 90 X FF 89 0-1 48 1B 2B		3	0	1	0	1	0	3
48 Travis Hafner, L (1, 10) OBP: 0.397, SLG: 0.607		C FF 90 F SL 79 F SL 81 B SI 92 B CU 72 B CU 72 S FF 93 3-3 ① K		C SI 92 F FF 93 B FF 94 F CH 79 F FF 94 1 SAFE C CU 75 1-3 ② K		F FF 89 X SL 78 0-1 ① P6		C FF 89 S CH 80 D SL 81 X FF 90 1-2 ② 2-H 1B		4	0	1	0	0	2	1
23 Michael Brantley, L (1, 7) OBP: 0.405, SLG: 0.373		C FF 92 C FF 92 F FF 96 B CU 74 X SL 82 1-2 ② F7		X FF 93 0-0 ③ G1-3		L CU 71 C SL 80 B SL 80 F SL 81 B CU 72 C CH 76 2-3 ② K		I IN 75 I IN 76 I IN 77 I IN 77 4-0 IBB		3	0	0	0	1	1	1
7 Matt LaPorta, R (1, 3) OBP: 0.362, SLG: 0.448		X SI 92 0-0 ③ G5-3		F SI 91 B FF 92 X SL 78 1-1 8 SH5-4 9 BB 24 1B 1B	B FF 94 X FF 92 1-0 ③ G5-3			F FF 90 X SL 80 0-1 ③ F9		4	1	1	0	0	0	2
9 Jack Hannahan, L (1, 5) OBP: 0.310, SLG: 0.415			F SI 90 B SL 78 B SI 91 C CH 76 S SL 81 2-3 ① K		B CU 72 B FF 91 B CH 75 B FF 89 4-0 13 BB 8 SH5-4 17 FC7-5 1-2 BB		B SL 78 B CH 74 F FF 90 X FF 91 2-1 1B		B FF 95 B SI 94 F FF 95 C FF 96 F SL 86 X FF 96 2-2 ① G3-1	3	1	1	0	1	1	0
8 Adam Everett, R (1, 4) OBP: 0.474, SLG: 0.375			C FF 93 T SI 92 X FF 95 0-2 1B		D SL 78 X FF 88 1-0 ① SH5-4 1-2 2-3		1 SAFE S FF 91 B FF 91 F FF 91 1 SAFE S SL 82 1-3 ① K		C SL 85 S SL 88 F FF 97 B SI 96 F SI 96 X SL 84 1-2 ② P4	3	0	1	0	0	1	1
Inning Stats	R: 0 E: 0 K: 1 S: 9 H: 1 LOB: 1 BB: 0 P: 14	R: 0 E: 0 K: 1 S: 9 H: 0 LOB: 0 BB: 0 P: 13	R: 0 E: 0 K: 2 S: 12 H: 1 LOB: 1 BB: 0 P: 17	R: 0 E: 0 K: 1 S: 9 H: 0 LOB: 1 BB: 1 P: 14	R: 2 E: 0 K: 0 S: 9 H: 2 LOB: 2 BB: 2 P: 22	R: 0 E: 0 K: 1 S: 7 H: 0 LOB: 0 BB: 0 P: 10	R: 0 E: 0 K: 1 S: 7 H: 1 LOB: 1 BB: 0 P: 12	R: 0 E: 0 K: 0 S: 10 H: 2 LOB: 2 BB: 1 P: 16	R: 0 E: 0 K: 0 S: 12 H: 1 LOB: 1 BB: 0 P: 17	1B: 6 2B: 2 3B: 0 HR: 0 SF: 0 SAC: 1 DP: 0 HBP: 0	WP: 0 PB: 0 SB: 0 CS: 0 PA: 38					

PITCHER		IP	WLS	BF	H	R	ER	SO	BB	IBB	HBP	BLK	WP	HR	S	P	ERA	WHIP
37 Sean O'Sullivan, R ERA: 4.2	(1, 1)	6.0		26	5	2	2	6	3	0	0	0	0	0	57	94	3.00	1.333
31 Louis Coleman, R ERA:	(7, 1)	2.0		8	2	0	0	1	0	1	0	0	0	0	15	24	0.00	1.000
43 Aaron Crow, R ERA:	(9, 1)	1.0	W	4	1	0	0	0	0	0	0	0	0	0	12	17	0.00	1.000

PITCHER	IP	WLS	BF	H	R	ER	SO	BB	IBB	HBP	BLK	WP	HR	S	P	ERA	WHIP

TOP

Cleveland Indians @ Kansas City Royals

Kauffman Stadium, Kansas City, MO

Thu Apr 21 2011, 7:12 PM - 9:47 PM CDT

Att. 9,279 - Cloudy - 54 F

livebaseballscorecards.com

AB	33
R	2
H	8
RBI	2
BB	4
SO	7
LOB	17

BOTTOM

Cleveland Indians @ Kansas City Royals

Kauffman Stadium, Kansas City, MO

Thu Apr 21 2011, 7:12 PM - 9:47 PM CDT

Att. 9,279 - Cloudy - 54 F

livebaseballscorecards.com

Batter	1	2	3	4	5	6	7	8	9	AB	R	H	RBI	BB	SO	LOB
17 Chris Getz, L (1, 4) OBP: 0.347, SLG: 0.290	C FF 87 C FF 88 X CU 76 0-2 ① L8		B CH 80 X FF 87 1-0 ② L8		B FF 88 C FF 87 F FC 84 X CU 75 1-2 ③ G6-3			F FF 86 B CH 83 B FC 82 B FF 86 B FF 85 4-1 4 S 53 S 21 1B BB	B FF 93 C FF 94 B SL 81 B FF 93 B FF 93 4-1 53 1B BB 1-2 2-3	3	1	0	0	2	0	0
53 Melky Cabrera, S (1, 8) (9, 7) OBP: 0.303, SLG: 0.435	C FF 89 F FF 90 B FF 90 B CU 76 F CH 82 F FF 90 B CH 82 C FF 88 3-3 ② K		B X FF 88 1-0 3B			B CH 80 C FC 82 X FF 88 1-1 ① P4		C FF 89 D FF 90 B CH 81 B FF 90 X FF 91 3-1 ② F9 1-2	C SL 80 F FF 92 X SL 81 0-2 1B 1-2 2-H 3-H	5	0	2	2	0	1	1
4 Alex Gordon, L (1, 7) (9, 3) OBP: 0.393, SLG: 0.544	F CH 80 B CU 74 H FF 91 2-1 HBP		X FC 84 0-0 ③ G3-1			C FC 85 B FF 90 X CH 81 1-1 2B		B SL 83 D SL 84 B SL 82 B FF 92 4-0 21 1B 16 BB 2-3 BB		2	0	1	0	1	0	1
16 Billy Butler, R (1, 3) OBP: 0.476, SLG: 0.500 1 Jarrod Dyson, L (8, PR) (9, 8)	C FF 88 C FC 85 X FC 85 0-2 ③ G5-3			X FC 81 0-0 21 G6-3 1B		B FF 89 S FC 84 B CU 74 X FC 82 2-1 ② G5-3		C FF 94 B SL 80 B SL 81 B FF 94 C FF 93 B FF 94 4-2 21 1B 1-2 BB		3 0	0 0	1 0	0 0	1 0	0 0	2 0
21 Jeff Francoeur, R (1, 9) OBP: 0.363, SLG: 0.534		C FC 83 C FF 90 B FF 90 X FC 84 1-2 E4		C FF 88 D CU 75 X FC 83 1-1 ① ② G6-3 1-2		S FC 84 X CU 76 0-1 ③ F8		X SL 81 0-0 1-2 2-3 3-H 1B		4	0	1	1	0	0	2
24 Wilson Betemit, S (1, 5) OBP: 0.463, SLG: 0.545		B FF 88 1 SAFE B CH 80 C FF 88 B FF 86 X FF 87 3-1 ① F7		C FF 88 B CH 84 X CH 78 1-1 1B			X FF 84 0-0 30 G4-6-3 1B	X FF 92 0-0 ③ G3-1		4	0	2	0	0	0	4
30 Kila Ka'aihue, L (1, 10) OBP: 0.296, SLG: 0.283 13 Mike Aviles, R (9, PR) OBP: 0.241, SLG: 0.400		C FF 87 1 SAFE F FF 88 S CU 76 0-3 ② K		F FF 87 X FC 82 0-1 ③ G4-3			X FC 82 0-0 ① ② G4-6-3 1-2f		C FF 93 B SL 81 B FF 93 X FF 94 2-1 12 1B 2 FC5-2 2B	4 0	0 0	1 0	0 0	0 0	1 0	3 0
15 Matt Treanor, R (1, 2) OBP: 0.283, SLG: 0.289 12 Mitch Maier, L (9, PH) OBP: 0.500, SLG: 0.250		C FF 89 C FC 82 B FF 90 F FF 90 X FC 85 1-2 ③ G6-3			B FF 88 S FC 82 B FF 87 F FF 87 X FC 84 2-2 ① L7		F FF 87 B FC 83 B FF 88 X FF 88 2-1 ③ P3		X FF 93 0-0 17 BB 2 FC5-2 53 1B 2-3 1B	3 1	0 1	0 1	0 0	0 0	0 0	1 0
2 Alcides Escobar, R (1, 6) OBP: 0.241, SLG: 0.237			B FF 87 C FC 81 F FF 88 S CU 75 1-3 ① K		C FF 88 F FC 84 F CU 77 S CU 77 0-3 ② K			C FC 81 L FC 83 X CU 76 0-2 ① G6-3	F SL 81 B SL 81 F FF 93 F SL 83 B FF 94 1 SAFE X FF 94 2-2 FC5-2 17 BB 53 1B 1-2 3-H	4	1	0	0	0	2	3
Inning Stats	R: 0 E: 0 K: 1 S: 12 H: 0 LOB: 1 BB: 0 P: 17	R: 0 E: 1 K: 1 S: 12 H: 0 LOB: 1 BB: 0 P: 17	R: 0 E: 0 K: 1 S: 6 H: 1 LOB: 1 BB: 0 P: 9	R: 0 E: 0 K: 0 S: 7 H: 2 LOB: 1 BB: 0 P: 9	R: 0 E: 0 K: 1 S: 10 H: 0 LOB: 0 BB: 0 P: 13	R: 0 E: 0 K: 0 S: 8 H: 1 LOB: 1 BB: 0 P: 12	R: 0 E: 0 K: 0 S: 4 H: 1 LOB: 0 BB: 0 P: 6	R: 1 E: 0 K: 0 S: 10 H: 1 LOB: 3 BB: 3 P: 25	R: 2 E: 0 K: 0 S: 11 H: 3 LOB: 2 BB: 1 P: 19	1B: 6 2B: 2 3B: 1 HR: 0	SF: 0 SAC: 0 DP: 1 HBP: 1					

	AB	R	H	RBI	BB	SO	LOB
	33	3	9	3	4	4	17

WP: 0 PB: 0 SB: 2 CS: 0 PA: 38

PITCHER		IP	WLS	BF	H	R	ER	SO	BB	IBB	HBP	BLK	WP	HR	S	P	ERA	WHIP
43 Josh Tomlin, R ERA: 2.33	(1, 1)	7.1		28	5	1	1	4	1	0	1	0	0	0	63	91	1.23	0.818
49 Tony Sipp, L ERA: 2.79	(8, 1)	0.1	H	2	0	0	0	0	1	0	0	0	0	0	2	9	0.00	3.000
52 Vinnie Pestano, R ERA: 1.35	(8, 1)	0.1	H	3	1	0	0	0	1	0	0	0	0	0	4	8	0.00	6.000
54 Chris Perez, R ERA: 2.25	(9, 1)	0.1	L	5	3	2	2	0	1	0	0	0	0	0	11	19	54.00	12.000

PITCHER	IP	WLS	BF	H	R	ER	SO	BB	IBB	HBP	BLK	WP	HR	S	P	ERA	WHIP

Cleveland Indians @ Minnesota Twins

Target Field, Minneapolis, MN

Sat Apr 23 2011, 12:12 PM - 2:34 PM CDT

Att. 39,459 - Overcast - 43 F

livebaseballscorecards.com

TOP

Batter	1	2	3	4	5	6	7	8	9	AB	R	H	RBI	BB	SO	LOB
24 Grady Sizemore, L (1, 8) OBP: 0.440, SLG: 0.783	B SI 89 B SI 90 B SI 89 C SI 90 X SI 90 3-1 ① G4-3		X CU 74 0-0 ③ F8		C SI 89 B SI 91 X SL 82 1-1 ② P4			S SL 82 X FF 89 0-1 1-H HR		4	1	1	2	0	0	1
13 Asdrúbal Cabrera, S (1, 6) OBP: 0.330, SLG: 0.476	F SI 89 F FF 90 X SL 84 0-2 ② F7			C SI 90 L CH 83 B SI 90 B SI 89 B SI 91 F SI 91 X SI 91 3-2 17 1B 41 FC5-4 2B	C CU 75 F CH 84 1 SAFE F SI 90 C SI 92 0-3 ③ K			B FF 87 X CH 82 1-0 ① G5-3		4	1	1	0	0	1	1
17 Shin-Soo Choo, L (1, 9) OBP: 0.264, SLG: 0.308	B SI 91 X SI 91 1-0 ③ L6			B CU 75 B SI 89 S SL 82 X SI 90 2-1 41 FC5-4 2-3 1B		X SI 88 0-0 ① G4-3		C SL 82 C SL 83 B SL 80 X CU 70 1-2 ② F8		4	0	1	0	0	0	0
41 Carlos Santana, S (1, 2) OBP: 0.321, SLG: 0.324		C SI 90 B CH 84 B CH 83 B SI 92 F SI 90 F SI 90 X SI 91 3-2 ① F8		B CH 83 C SI 90 B SI 91 X CH 82 2-1 ① FC5-4 20 F9 48 1B 1-2f 3-H		C SI 89 B CU 72 F SI 89 B CH 83 B CH 82 D SI 90 4-2 48 G4-6-3 BB		B CH 80 B FF 89 C CH 81 B FF 90 C CH 81 X CH 80 3-2 ③ G5-3		3	0	0	1	1	0	1
48 Travis Hafner, L (1, 10) OBP: 0.389, SLG: 0.585		B CU 74 F SI 90 B SL 83 C SI 90 S SI 92 2-3 ② K		C SL 82 X SL 83 0-1 1-2 1B		B SI 89 X SI 90 1-0 ②③ G4-6-3 1-2f			C CU 80 S SI 90 B FF 90 B FF 91 X SL 86 2-2 ① P4	4	0	1	0	0	1	1
20 Orlando Cabrera, R (1, 4) OBP: 0.282, SLG: 0.351		C SI 90 X CH 85 0-1 23 S 1B		B SI 90 X SI 89 1-0 ② F9 2-3			B SI 88 X SI 88 1-0 ① G4-3		C FF 90 F SI 90 T SL 87 0-2 ② K	4	0	1	0	0	1	2
23 Michael Brantley, L (1, 7) OBP: 0.386, SLG: 0.352		C SI 90 B SI 90 D SI 91 X SI 91 2-1 ③ G6-3 1-2		X SI 90 0-0 ③ G4-3			C CH 87 F SL 79 B SL 82 B SI 89 X SI 89 2-2 ② G1-3		B FF 90 B FF 90 C FF 90 F FF 92 T FF 92 2-2 ③ K	4	0	0	0	0	1	3
7 Matt LaPorta, R (1, 3) OBP: 0.347, SLG: 0.426			F SI 90 F SI 90 F CU 73 X CH 84 0-2 ① G6-3		X CH 81 0-0 ① P6		F SI 88 X CH 82 0-1 ③ L5			3	0	0	0	0	0	0
9 Jack Hannahan, L (1, 5) OBP: 0.328, SLG: 0.418			C SI 91 F SL 81 F SI 91 B SL 82 B SI 92 S SI 91 2-3 ② K		C SI 89 B SI 90 F SI 89 F SI 91 X SI 92 1-2 1B			B FF 85 C SI 84 C FF 87 B FF 87 F SL 82 F FF 88 B SI 85 F FF 88 F FF 88 4-2 B SL 82 24 HR BB		2	1	1	0	1	1	0
Inning Stats	R: 0 E: 0 K: 0 S: 6 H: 0 LOB: 0 BB: 0 P: 10	R: 0 E: 0 K: 1 S: 11 H: 1 LOB: 1 BB: 0 P: 18	R: 0 E: 0 K: 1 S: 9 H: 0 LOB: 0 BB: 0 P: 11	R: 1 E: 0 K: 0 S: 12 H: 3 LOB: 2 BB: 0 P: 20	R: 0 E: 0 K: 1 S: 11 H: 1 LOB: 1 BB: 0 P: 13	R: 0 E: 0 K: 0 S: 4 H: 0 LOB: 0 BB: 1 P: 9	R: 0 E: 0 K: 0 S: 6 H: 0 LOB: 0 BB: 0 P: 9	R: 2 E: 0 K: 0 S: 15 H: 1 LOB: 0 BB: 1 P: 24	R: 0 E: 0 K: 2 S: 9 H: 0 LOB: 0 BB: 0 P: 13	1B: 4 2B: 1 3B: 0 HR: 1 SF: 0 SAC: 0 DP: 1 HBP: 0						

	AB	32
	R	3
	H	6
	RBI	3
	BB	2
	SO	5
	LOB	9

WP: 0 PA: 34
PB: 0
SB: 1
CS: 0

PITCHER		IP	WLS	BF	H	R	ER	SO	BB	IBB	HBP	BLK	WP	HR	S	P	ERA	WHIP
52 Brian Duensing, L ERA: 3.0	(1, 1)	7.0	W	26	5	1	1	3	1	0	0	0	0	0	59	90	1.29	0.857
56 Dusty Hughes, L ERA: 9.0	(8, 1)	1.0		5	1	2	2	0	1	0	0	0	0	1	15	24	18.00	2.000
36 Joe Nathan, R ERA: 9.82	(9, 1)	1.0		3	0	0	0	2	0	0	0	0	0	0	9	13	0.00	0.000

PITCHER		IP	WLS	BF	H	R	ER	SO	BB	IBB	HBP	BLK	WP	HR	S	P	ERA	WHIP

Batter	1	2	3	4	5	6	7	8	9	AB	R	H	RBI	BB	SO	LOB
2 Denard Span, L (1, 8) OBP: 0.360, SLG: 0.420	C SI 93 B SI 93 F SI 93 X SL 87 1-2 ① G4-3		L SI 92 C SI 93 B SL 88 1 SAFE F SL 87 X SI 92 1-2 18 1B; 1-3 16 2B 1B		B SI 89 1 SAFE X SI 90 1-0 18 SH1-4; 1-2 33 1B 1B	B FF 89 B FF 90 B SI 87 B FF 89 4-0 18 1B 18 S; 16 SF9 BB		C SI 89 C SI 88 B SI 88 F SI 89 X CH 82 1-2 ① F7		4	3	2	0	1	0	0
18 Jason Repko, R (1, 7) OBP: 0.316, SLG: 0.235	B FF 93 L SI 92 B SL 88 B SI 93 B FF 94 4-1 16 G4-3 BB		C SL 88 B SL 88 B SL 89 X SI 92 2-1 16 2B; 1-2 3-H 1B		X SL 84 0-0 ① SH1-4; 1-2 2-3	B SI 89 1 SAFE B SI 88 C SI 89 X SI 89 2-1 33 FC4-6; 1-3 3-H 1B		X SI 88 0-0 ② P5		3	1	2	2	1	0	0
16 Jason Kubel, L (1, 9) OBP: 0.372, SLG: 0.500	C SI 93 B CH 86 B CH 86 F SI 93 X SI 93 2-2 ② G4-3; 1-2		D CH 87 X SI 93 1-0 5 WP; 1-H 2-H 2B		I IN 72 I IN 74 I IN 72 I IN 73 4-0 33 1B 5 FC5-4 IBB	C FF 89 S CH 78 X SI 88 0-2 ② SF9; 3-H		C SI 88 B SI 88 F CH 82 X SI 88 1-2 33 1B 1B		3	1	2	3	1	0	1
33 Justin Morneau, L (1, 3) OBP: 0.262, SLG: 0.310	C SI 93 F CH 87 B CH 86 F SL 89 B SL 88 X SI 94 2-2 ③ F7		F SI 94 B SI 94 F CH 87 T SL 89 1-2 ② K		X CH 84 0-0 5 FC5-4; 1-3 2-H 3-H 1B	X SI 90 0-0 ③ FC4-6; 1-2f		B SI 88 X SI 88 1-0 1-2 1B		5	0	2	2	0	1	3
5 Michael Cuddyer, R (1, 4) OBP: 0.308, SLG: 0.366		T SI 93 S SI 93 B SI 93 B SI 93 X SL 89 2-2 ① G6-3 X SI 94 0-0 ② G1-3	B SL 90 C SI 93 B SI 93 S SI 93 X SI 93 2-2 ③ F8; 2-3		F SI 92 X SI 92 0-1 ② FC5-4 25 S; 1-2f 3-H		X FC 86 0-0 ① G5-3	C SI 89 F SI 89 S CU 73 0-3 ③ K2-3		5	0	0	1	0	1	4
25 Jim Thome, L (1, 10) OBP: 0.328, SLG: 0.367 20 Matt Tolbert, S (7, PR) OBP: 0.188, SLG: 0.281 (8, 10)			C SI 91 B CH 85 S CH 86 B SL 86 B CH 86 B SI 92 4-2 22 G5-4-3 BB		B SI 92 C CH 86 B SI 92 B CH 86 B SI 92 4-1 1-2 BB		C SI 88 B SI 88 B FF 89 X FF 89 2-1 22 HR 1B			2 0	0 1	1 0	0 0	2 0	0 0	0 0
22 Danny Valencia, R (1, 5) OBP: 0.316, SLG: 0.338	C SI 93 X SL 87 0-1 ③ G6-3		B SI 91 B SI 91 B SI 91 C FF 91 X SI 91 3-1 ①② G5-4-3; 1-2f		S SI 92 X SI 92 0-1 ③ G5-3		B FC 85 B FC 86 X SI 88 2-0 1-H HR			4	1	1	2	0	0	3
41 Drew Butera, R (1, 2) OBP: 0.194, SLG: 0.233			X SI 92 0-0 ① P4 B SI 92 X FF 92 1-0 ③ P6			B FF 88 B FC 87 F FF 87 F SI 87 B FC 86 X SI 88 3-2 12 G4-3 18 1B 2B	B SI 89 B FC 86 C SI 87 B FC 86 F SI 88 C SI 88 3-3 ② K			4	1	1	0	0	1	1
12 Alexi Casilla, S (1, 6) OBP: 0.220, SLG: 0.213			C SI 92 S SI 92 X SI 94 0-2 2 1B; 18 1B 1B		C SI 91 B SI 92 X CH 85 1-1 18 SH1-4 2 1B; 33 1B 1B	X SI 88 0-0 ① G4-3; 2-3	C SI 88 B FC 86 S FF 89 B CU 77 S CH 80 2-3 ③ K			4	2	2	0	0	1	2
Inning Stats	R: 0 E: 0 K: 0 S: 11 H: 0 LOB: 1 BB: 1 P: 20	R: 0 E: 0 K: 0 S: 6 H: 0 LOB: 0 BB: 0 P: 8	R: 3 E: 0 K: 1 S: 17 H: 4 LOB: 1 BB: 0 P: 24	R: 0 E: 0 K: 0 S: 5 H: 0 LOB: 0 BB: 1 P: 13	R: 3 E: 0 K: 0 S: 10 H: 3 LOB: 2 BB: 2 P: 20	R: 2 E: 0 K: 0 S: 10 H: 2 LOB: 1 BB: 1 P: 19	R: 2 E: 0 K: 2 S: 10 H: 2 LOB: 1 BB: 0 P: 19	R: 0 E: 0 K: 1 S: 12 H: 2 LOB: 2 BB: 0 P: 15		1B: 10 2B: 2 3B: 0 HR: 1 SF: 1 SAC: 1 DP: 1 HBP: 0				WP: 1 PB: 0 SB: 2 CS: 0 PA: 41		

BOTTOM

Cleveland Indians @ Minnesota Twins

Target Field, Minneapolis, MN

Sat Apr 23 2011, 12:12 PM - 2:34 PM CDT

Att. 39,459 - Overcast - 43 F

livebaseballscorecards.com

AB	34
R	10
H	13
RBI	10
BB	5
SO	4
LOB	14

PITCHER		IP	WLS	BF	H	R	ER	SO	BB	IBB	HBP	BLK	WP	HR	S	P	ERA	WHIP
55 Roberto Hernandez, R ERA: 5.76	(1, 1)	5.0	L	25	7	6	6	1	3	1	0	0	1	0	49	85	10.80	2.000
37 Chad Durbin, R	(6, 1)	2.0		11	4	4	4	2	1	0	0	0	0	1	20	38	18.00	2.500
39 Justin Germano, R ERA: 4.5	(8, 1)	1.0		5	2	0	0	1	0	0	0	0	0	0	12	15	0.00	2.000

PITCHER	IP	WLS	BF	H	R	ER	SO	BB	IBB	HBP	BLK	WP	HR	S	P	ERA	WHIP

Batter	1	2	3	4	5	6	7	8	9	AB	R	H	RBI	BB	SO	LOB
24 Grady Sizemore, L (1, 8) OBP: 0.400, SLG: 0.714	C SI 87 B SI 88 X SI 88 1-1 G4-3 ①		B CH 82 B SI 90 F SI 89 B SI 90 X SI 90 3-1 F8 ②	B CH 81 B SI 89 S SI 89 F CH 80 F SI 89 S CH 82 2-3 K ③			B SI 89 F CH 79 1 SAFE B SI 88 F SI 89 C SI 89 2-3 K ②		X SI 93 0-0 2B	5	0	1	0	0	2	3
13 Asdrúbal Cabrera, S (1, 6) OBP: 0.313, SLG: 0.448	F SI 87 B SI 88 X CH 81 1-1 G4-3 ②		B CH 81 C SI 89 C SI 89 T SI 90 1-2 K ③		F SI 88 X SI 88 0-1 F9 ①		B CH 80 X CH 80 1-0 F8 ③		X SI 93 0-0 F7 ③	5	0	0	0	0	1	2
17 Shin-Soo Choo, L (1, 9) OBP: 0.264, SLG: 0.305	C SI 88 B SL 82 B SL 82 X SI 89 2-1 1B			B SI 89 C CH 80 X CH 80 1-1 G4-3 ①	B SL 81 C SI 89 X FF 89 1-1 F8 ②			C FF 95 S SL 84 B FF 96 S FF 96 1-3 K ①		4	0	1	0	0	1	0
41 Carlos Santana, S (1, 3) OBP: 0.329, SLG: 0.314	1 SAFE S CH 82 1 SAFE B CH 80 B SI 88 X SI 89 2-1 F8 ③			C SI 89 F SI 89 B FS 85 B FF 88 F SL 83 B SI 89 B SI 90 4-2 48 1B 20 2B BB	B CH 82 X SI 90 1-0 G5-3 ③			B FF 96 B SI 94 B SI 94 B FF 94 4-0 48 1B BB		2	1	0	0	2	0	1
48 Travis Hafner, L (1, 10) OBP: 0.395, SLG: 0.580 8 Adam Everett, R (8, PR) OBP: 0.474, SLG: 0.375 (8, 10)		C SL 82 B SI 88 C SI 88 X CH 81 1-2 G3 ①		C SI 89 B CH 81 X CH 80 1-1 20 2B 1-2 23 2B 1B		C SL 80 B SL 79 X FF 88 1-1 P5 ①		C FF 93 B FF 95 C FF 94 D SL 85 F SI 96 X FF 96 2-2 1-2 1B		4 0	1 0	2 0	0 0	0 0	0 0	0 0
20 Orlando Cabrera, R (1, 4) OBP: 0.293, SLG: 0.372		C SI 88 B SI 88 S SI 88 X FS 85 1-2 23 FC6-4 1B		X SL 82 0-0 23 2B 1-3 2-H 2B		C SI 88 X SI 90 0-1 F7 ②		C FC 94 B FC 96 B FF 96 F CH 80 F FF 97 S FC 97 2-3 K ②		4	1	2	1	0	1	2
23 Michael Brantley, L (1, 7) OBP: 0.379, SLG: 0.360		B FF 87 C SI 89 1 SAFE C SI 87 B FF 87 F FS 82 1 SAFE X CH 80 2-2 FC6-4 ② 1-2f		B CH 81 X SL 79 1-0 2-H 3-H 2B		B SI 89 S SI 89 X SI 89 1-1 G4-3 ③		B FF 89 B FF 91 X FF 90 2-0 F7 ③		4	0	1	2	0	0	3
6 Lou Marson, R (1, 2) OBP: 0.421, SLG: 0.500 47 Shelley Duncan, R (9, PH) OBP: 0.375, SLG: 0.533		C FF 87 B SI 88 X SI 89 1-1 F8 ③		F SI 89 B SI 88 B SL 82 B SI 88 B SI 88 4-1 BB			B SI 87 B SI 89 T SI 87 X SI 89 2-1 G4-3 ①		F FF 92 B SI 93 X SI 92 1-1 G6-3 ①	2 1	0 0	0 0	0 0	1 0	0 0	1 0
9 Jack Hannahan, L (1, 5) OBP: 0.323, SLG: 0.407			B SI 89 C FF 89 C SI 89 X FS 85 1-2 P6 ①	C FF 89 X SI 88 0-1 F8 ②			S SI 90 X SI 90 0-1 1B		B SI 92 C SI 92 X SI 94 1-1 L8 ②	4	0	1	0	0	0	2
Inning Stats	R: 0 H: 1 E: 0 LOB: 1 K: 0 BB: 0 S: 8 P: 14	R: 0 H: 1 E: 0 LOB: 1 K: 0 BB: 0 S: 12 P: 17	R: 0 H: 0 E: 0 LOB: 0 K: 1 BB: 0 S: 8 P: 13	R: 3 H: 3 E: 0 LOB: 2 K: 1 BB: 2 S: 16 P: 29	R: 0 H: 0 E: 0 LOB: 0 K: 0 BB: 0 S: 5 P: 7	R: 0 H: 0 E: 0 LOB: 0 K: 0 BB: 0 S: 6 P: 8	R: 0 H: 1 E: 0 LOB: 1 K: 1 BB: 0 S: 8 P: 13	R: 0 H: 1 E: 0 LOB: 2 K: 2 BB: 1 S: 12 P: 23	R: 0 H: 1 E: 0 LOB: 1 K: 0 BB: 0 S: 6 P: 8	1B: 5 SF: 0 2B: 3 SAC: 0 3B: 0 DP: 0 HR: 0 HBP: 0						

Cleveland Indians @ Minnesota Twins

Target Field, Minneapolis, MN

Sun Apr 24 2011, 1:13 PM - 3:56 PM CDT

Att. 39,388 - Partly Cloudy - 56 F

TOP

livebaseballscorecards.com

AB	35
R	3
H	8
RBI	3
BB	3
SO	5
LOB	14

WP: 0 PA: 38
PB: 0
SB: 0
CS: 0

PITCHER		IP	WLS	BF	H	R	ER	SO	BB	IBB	HBP	BLK	WP	HR	S	P	ERA	WHIP
48 Carl Pavano, R ERA: 5.12	(1, 1)	7.0	W	29	6	3	3	3	2	0	0	0	0	0	63	101	3.86	1.143
15 Glen Perkins, L ERA:	(8, 1)	0.1	H	3	1	0	0	1	1	0	0	0	0	0	7	14	0.00	6.000
37 Jim Hoey, R ERA:	(8, 1)	0.1	H	1	0	0	0	1	0	0	0	0	0	0	4	6	0.00	0.000
50 Jose Mijares, L ERA: 1.42	(8, 1)	0.1	H	1	0	0	0	0	0	0	0	0	0	0	1	3	0.00	0.000
55 Matt Capps, R ERA: 3.75	(9, 1)	1.0	S	4	1	0	0	0	0	0	0	0	0	0	6	8	0.00	1.000

PITCHER	IP	WLS	BF	H	R	ER	SO	BB	IBB	HBP	BLK	WP	HR	S	P	ERA	WHIP

BOTTOM

Cleveland Indians @ Minnesota Twins

Target Field, Minneapolis, MN

Sun Apr 24 2011, 1:13 PM - 3:56 PM CDT

Att. 39,388 - Partly Cloudy - 56 F

livebaseballscorecards.com

Batter	1	2	3	4	5	6	7	8	9	AB	R	H	RBI	BB	SO	LOB
2 Denard Span, L (1, 8) OBP: 0.356, SLG: 0.412	B FF 94 B FF 94 C FF 92 B FF 93 C FF 93 X FF 94 3-2 ① G3-1		B CH 88 B SI 89 X FF 89 2-0 16 1B; 33 2B; 1-2 1B		B SI 88 X SI 89 1-0 ① F7		1 SAFE 1 SAFE L SL 83 F SL 83 F FF 85 X SL 84 0-2 E4 18 SH1-4; 16 2B; 1-2			4	2	1	0	0	0	1
18 Jason Repko, R (1, 7) OBP: 0.318, SLG: 0.211	B SL 83 B FF 93 F FF 91 F CH 86 B FF 94 F CH 87 F FF 93 F CH 88 B CH 87 4-2 ① 33 BB; BB		C FF 90 F FF 92 X SL 83 0-2 ① F7		B SI 90 X SI 90 1-0 ② G5-3		X CH 83 0-0 ① SH1-4; 1-2; 2-3			2	0	0	0	1	0	2
16 Jason Kubel, L (1, 9) OBP: 0.390, SLG: 0.520	C SI 91 C SI 92 B FF 93 B CH 87 F SI 93 F SI 92 1 SAFE F FF 92 S CH 85 2-3 ② K		X CH 85 0-0 ② 33 2B; 1-2; 2-H 1B		B SI 91 F SI 90 B SL 83 F SI 90 B FF 90 B SI 91 4-2 33 1B; BB		B FF 84 X FF 84 1-0 2-H; 3-H 2B			3	1	2	2	1	1	1
33 Justin Morneau, L (1, 3) OBP: 0.292, SLG: 0.344	B FF 92 B SI 90 B SI 91 B SI 90 4-0 5 FC5-4; 1-2 BB		B FF 92 D CH 77 C FF 92 X SI 92 2-1 5 1B; 1-H; 2-H 2B		D CH 82 F CH 81 B SI 88 F SL 83 F SI 90 X SL 84 2-2 5 FC6-4; 1-2 1B		B FF 86 B FF 90 F CH 83 B FF 84 X FF 86 3-1 ② F7			3	0	2	2	1	0	1
5 Michael Cuddyer, R (1, 4) OBP: 0.305, SLG: 0.360	B SI 93 C SI 92 X CU 80 1-1 ③ FC5-4; 1-2f		B SI 90 X SI 90 1-0 ③ 2-H 1B		C SI 90 X SI 90 0-1 ③ FC6-4; 1-2f		X SI 93 0-0 ③ G6-3			4	0	1	0	0	0	5
25 Jim Thome, L (1, 10) OBP: 0.339, SLG: 0.396		F FF 91 B CU 77 X CH 89 1-1 22 G6-4-3; 1B	C SI 90 B SI 90 B CH 82 B SI 88 X SI 89 2-1 2B		C FF 90 B SI 90 X SI 91 1-1 ① P5			B FF 93 X SI 94 1-0 ① G4-3		4	0	2	0	0	0	0
22 Danny Valencia, R (1, 5) OBP: 0.301, SLG: 0.320		M FF 90 C CU 78 D CU 78 X SI 92 1-2 ① ② G6-4-3; 1-2f	B SI 89 B SL 82 C SI 89 B CH 76 X FF 88 3-1 ① F7		C SI 90 F FF 89 B FF 92 C SL 86 1-3 ② K			C SL 79 S FF 94 F FF 95 B FF 94 S FF 94 1-3 ② K		4	0	0	0	0	2	2
41 Drew Butera, R (1, 2) OBP: 0.171, SLG: 0.206		C FF 90 B CU 81 X FF 91 1-1 ③ P3	C SI 90 C SI 90 B SL 88 X SI 90 1-2 ② G6-3		C SI 90 X FF 88 0-1 ③ P3			B FF 94 F FF 93 B FF 93 C FF 94 C FF 95 2-3 ③ K		4	0	0	0	0	1	1
12 Alexi Casilla, S (1, 6) OBP: 0.245, SLG: 0.240			B FF 92 C FF 90 X SI 89 1-1 2 1B; 16 1B; 1B	B CH 82 B FF 89 B SI 90 C FF 88 X FF 90 3-1 ③ P6			M FF 89 F SL 87 X SI 88 0-2 18 SH1-4; 2 E; 16 2B; 1B			3	1	2	0	0	0	1
Inning Stats	R: 0 E: 0 K: 1 S: 16 H: 0 LOB: 2 BB: 2 P: 30	R: 0 E: 0 K: 0 S: 7 H: 1 LOB: 0 BB: 0 P: 10	R: 2 E: 0 K: 0 S: 10 H: 5 LOB: 2 BB: 0 P: 16	R: 0 E: 0 K: 0 S: 9 H: 1 LOB: 1 BB: 0 P: 18	R: 0 E: 0 K: 0 S: 10 H: 1 LOB: 2 BB: 1 P: 18	R: 0 E: 0 K: 1 S: 7 H: 0 LOB: 0 BB: 0 P: 9	R: 2 E: 1 K: 0 S: 12 H: 2 LOB: 1 BB: 0 P: 16	R: 0 E: 0 K: 2 S: 8 H: 0 LOB: 0 BB: 0 P: 12		1B: 7 2B: 3 3B: 0 HR: 0	SF: 0 SAC: 1 DP: 1 HBP: 0		WP: 0 PB: 0 SB: 0 CS: 0	PA: 35		

	AB	31
	R	4
	H	10
	RBI	4
	BB	3
	SO	4
	LOB	14

PITCHER		IP	WLS	BF	H	R	ER	SO	BB	IBB	HBP	BLK	WP	HR	S	P	ERA	WHIP
59 Carlos Carrasco, R ERA: 4.97	(1, 1)	3.0		14	6	2	2	1	2	0	0	0	0	0	33	56	6.00	2.667
58 Jeanmar Gómez, R ERA: 7.36	(4, 1)	3.0		13	3	1	1	1	1	0	0	0	0	0	29	48	3.00	1.333
53 Rafael Perez, L ERA:	(7, 1)	0.2	L	4	1	1	0	0	0	0	0	0	0	0	8	12	0.00	1.500
52 Vinnie Pestano, R ERA: 1.13	(7, 1)	1.1		4	0	0	0	2	0	0	0	0	0	0	9	13	0.00	0.000

PITCHER	IP	WLS	BF	H	R	ER	SO	BB	IBB	HBP	BLK	WP	HR	S	P	ERA	WHIP

Batter	1	2	3	4	5	6	7	8	9	AB	R	H	RBI	BB	SO	LOB
13 Mike Aviles, R (1, 5) OBP: 0.266, SLG: 0.500	B SI 94 F FF 94 B SI 94 X FF 94 2-1 F8 ①			B SI 93 X SI 91 1-0 P6 ① 1 SAFE C FF 93 P PO 92 F SI 91 F FF 94 T SL 84 1-2 K ③				C FF 89 B FF 89 S CH 81 B SL 83 X FF 90 2-2 4 S 53 BB 1B	C FF 93 F FF 93 B FF 92 T SL 81 1-2 K ②	5	0	1	0	0	2	3
53 Melky Cabrera, S (1, 8) OBP: 0.324, SLG: 0.476	C SI 95 B FF 96 X SI 94 1-1 G4-3 ②			C SI 94 X SI 95 0-1 4 2B 1B		B SI 89 X FF 92 1-0 HR		1 SAFE 1 SAFE B FF 89 C FF 89 B CH 82 B FF 90 B FF 90 4-1 4 S 1-2 BB	B FF 92 B FF 92 C FF 91 F FF 92 X FF 92 2-2 1-3 2-H 2B	4	2	3	2	1	0	0
4 Alex Gordon, L (1, 7) OBP: 0.402, SLG: 0.521	C SI 96 B FF 96 C SI 95 F FF 96 F SI 85 B FF 97 F SL 85 S FF 96 2-3 K ③			B FF 93 S SI 90 B FF 93 X SI 91 2-1 16 2B 1-H 2B		S SL 80 B SL 81 X SI 92 1-1 L7 ①		C FF 90 B FF 90 F FF 91 B SL 82 B SL 81 B FF 91 4-2 1-2 2-3 BB	B FF 92 B FF 90 C FF 91 X FF 92 2-1 L9 ③	4	1	1	1	1	1	2
16 Billy Butler, R (1, 10) OBP: 0.430, SLG: 0.446		B FF 95 B SI 91 C SI 93 X SI 92 2-1 G5-3 ①		B SI 92 X SL 82 1-0 21 1B 2-H 2B		C SL 82 F SI 95 B SL 85 F SI 93 B SI 95 S SL 85 2-3 K ②		F FF 93 X SI 93 0-1 F6 ①		4	0	1	1	0	1	3
21 Jeff Francoeur, R (1, 9) OBP: 0.365, SLG: 0.552		F SI 95 C SI 95 X SI 94 0-2 G5-3 ②		B SI 92 B SI 88 F FF 93 X SI 93 2-1 30 G6-4-3 2-3 1B		B SI 85 X SL 84 1-1 G6-3 ③		C SI 93 S FF 94 B FF 94 S FF 93 1-3 K ②		4	0	1	0	0	1	3
30 Kila Ka'aihue, L (1, 3) OBP: 0.301, SLG: 0.329		C SI 93 B SL 85 C SI 94 S FF 96 1-3 K ③		B SI 92 C SI 92 X SI 92 1-1 G6-4-3 ② ③ 1-2f			B SI 92 C SL 80 B SL 83 B SI 91 B FF 92 4-1 15 G5-3 BB	B FF 93 C SI 94 X FF 93 1-1 P5 ③		3	0	0	0	1	1	5
2 Alcides Escobar, R (1, 6) OBP: 0.234, SLG: 0.242			X FF 93 0-0 B1-3 ①		B SI 90 S SI 90 F SI 92 S SL 86 1-3 K ①		C FF 92 F FF 93 C SI 85 0-3 K ①		C FF 94 B FF 93 X FF 94 1-1 F8 ①	4	0	0	0	0	2	1
15 Matt Treanor, R (1, 2) OBP: 0.259, SLG: 0.261			C FF 95 C SI 94 S FF 95 0-3 K ②		B SI 93 X FF 93 1-0 P2 ②		1 SAFE C SI 90 B SI 92 B SL 82 X SI 91 2-1 G5-3 ② 1-2		B FF 93 C FF 93 F FF 92 F FF 92 B SL 83 B FF 93 F FF 93 X FF 92 3-2 17 BB 53 2B 1B	4	1	1	0	0	1	1
17 Chris Getz, L (1, 4) OBP: 0.337, SLG: 0.273			B SI 96 B SI 95 C FF 95 F FF 95 F SI 96 F SI 94 F FF 96 X SI 94 2-2 G1-3 ③		C SI 92 B SL 82 B SL 80 C FF 93 F FF 93 B FF 94 B FF 92 4-2 BB		B FF 91 F FF 91 B SL 82 C SL 80 B SL 81 F FF 91 S FF 91 3-3 K ③		B FF 93 B FF 92 B FF 93 B FF 92 4-0 53 2B 1-2 BB	2	0	0	0	2	1	1
Inning Stats	R: 0 E: 0 K: 1 S: 10 H: 0 LOB: 0 BB: 0 P: 15	R: 0 E: 0 K: 1 S: 8 H: 0 LOB: 0 BB: 0 P: 11	R: 0 E: 0 K: 1 S: 10 H: 0 LOB: 0 BB: 0 P: 12	R: 2 E: 0 K: 0 S: 10 H: 4 LOB: 1 BB: 0 P: 17	R: 0 E: 0 K: 2 S: 12 H: 0 LOB: 1 BB: 1 P: 18	R: 1 E: 0 K: 1 S: 9 H: 1 LOB: 0 BB: 0 P: 14	R: 0 E: 0 K: 2 S: 10 H: 0 LOB: 1 BB: 1 P: 19	R: 0 E: 0 K: 1 S: 13 H: 1 LOB: 3 BB: 2 P: 25	R: 1 E: 0 K: 1 S: 15 H: 2 LOB: 2 BB: 1 P: 28	1B: 4 2B: 3 3B: 0 HR: 1 SF: 0 SAC: 0 DP: 1 HBP: 0						

PITCHER		IP	WLS	BF	H	R	ER	SO	BB	IBB	HBP	BLK	WP	HR	S	P	ERA	WHIP
63 Justin Masterson, R ERA: 2.18	(1, 1)	6.2	W	26	5	3	3	7	2	0	0	0	0	1	65	99	4.05	1.050
49 Tony Sipp, L ERA: 2.7	(7, 1)	0.1	H	4	1	0	0	1	2	0	0	0	0	0	10	23	0.00	9.000
52 Vinnie Pestano, R ERA: 1.0	(8, 1)	1.0	H	3	0	0	0	1	0	0	0	0	0	0	7	9	0.00	0.000
54 Chris Perez, R ERA: 3.0	(9, 1)	1.0		6	2	1	1	1	1	0	0	0	0	0	15	28	9.00	3.000

PITCHER	IP	WLS	BF	H	R	ER	SO	BB	IBB	HBP	BLK	WP	HR	S	P	ERA	WHIP

TOP

Kansas City Royals @ Cleveland Indians

Progressive Field, Cleveland, OH

Tue Apr 26 2011, 7:07 PM - 9:53 PM EDT

Att. 9,650 - Cloudy - 74 F

livebaseballscorecards.com

AB	34
R	4
H	8
RBI	4
BB	5
SO	10
LOB	19

WP: 0 PA: 39
PB: 0
SB: 2
CS: 0

Batter	1	2	3	4	5	6	7	8	9	AB	R	H	RBI	BB	SO	LOB
24 Grady Sizemore, L (1, 8) OBP: 0.457, SLG: 0.875	C FF 90 X SL 84 0-1 13 1B 17 FC4-6 2B		B CH 79 S SI 92 S KC 76 H SI 92 2-2 13 CS HBP		F FF 91 C SI 92 X FF 93 0-2 17 FC3-6 2B		B SI 91 F FF 92 1 SAFE F CH 81 F FF 92 S KC 77 1-3 ① K	X FF 91 0-0 1-H HR		4	2	3	2	0	1	1
13 Asdrúbal Cabrera, S (1, 6) OBP: 0.327, SLG: 0.451	B SI 90 B SI 91 X SI 90 2-0 17 FC4-6 2-3 1B		1 SAFE 1 SAFE B SI 90 S CH 80 F KC 74 X SI 93 1-2 ②③ L8 1-2		B CH 80 B FF 92 B C SI 91 B FF 91 4-1 17 FC3-6 BB		X SI 92 0-0 17 HR 1-2 1B	B CU 74 B FF 92 F FF 91 C FF 91 X FF 91 2-2 ③ P4		4	1	2	0	1	0	1
17 Shin-Soo Choo, L (1, 9) OBP: 0.274, SLG: 0.349	C KC 76 S KC 78 D FF 93 1 SAFE B SL 85 B KC 77 F SL 83 X SI 94 3-2 ① FC4-6 41 G3-6-3 1-2f 3-H			B KC 75 B SI 91 C CH 78 B SI 91 X SI 92 3-1 41 G4-6-3 1B	C KC 75 X KC 76 0-1 ② FC3-6 41 S 1-2f 2-3		X FF 88 0-0 1-H 2-H HR			4	1	2	4	0	0	3
41 Carlos Santana, S (1, 2) OBP: 0.315, SLG: 0.297	1 SAFE 1 SAFE C SI 90 1 SAFE B SI 92 B SI 90 F SI 92 X SI 90 2-2 ②③ G3-6-3 1-2f			1 SAFE X FF 91 0-0 ① G4-6-3 1-2f	D KC 77 1 SAFE B SI 92 C CH 82 C SI 92 F SL 83 B SI 91 F SL 82 S FF 93 3-3 ③ K 1-2		C FF 90 B SL 79 B CH 81 B FF 90 C FF 90 X FF 89 3-2 ② G3			4	0	0	0	0	1	4
48 Travis Hafner, L (1, 10) OBP: 0.400, SLG: 0.583		B CH 86 X FF 91 1-0 ① G4-3		S FF 92 F FF 92 X KC 76 0-2 2B		X SI 91 0-0 ① G4-3	C FF 90 S FF 91 F FF 90 B FF 90 B FF 90 F SL 79 B SL 80 B FF 89 4-2 BB			3	0	1	0	1	0	0
20 Orlando Cabrera, R (1, 4) OBP: 0.279, SLG: 0.354		B CH 85 C SL 86 C SI 92 B KC 79 S CH 81 2-3 ② K		X KC 81 0-0 ③ G6-3		B SL 86 C SI 89 X SI 92 1-1 ② G5-3	B SL 77 X FF 88 1-0 ③ P6			4	0	0	0	0	1	2
23 Michael Brantley, L (1, 7) OBP: 0.374, SLG: 0.354		C FF 93 B KC 76 X CH 82 1-1 ③ F8			B SL 86 C CH 80 X FC 87 1-1 ① F7	C FF 91 B SL 83 X CH 79 1-1 1B		C FF 93 C CU 74 B CU 74 X FF 92 1-2 ① G1-6-3		4	0	1	0	0	0	0
7 Matt LaPorta, R (1, 3) OBP: 0.355, SLG: 0.469			F FF 90 B SI 92 X CH 79 1-1 ① G1-3		X FC 87 0-0 HR	B SI 91 1 SAFE X SI 91 1-0 ③ F7		B FF 93 C FF 92 B CU 74 B CH 82 B FF 93 4-1 24 HR BB		3	2	1	1	1	0	1
9 Jack Hannahan, L (1, 5) OBP: 0.348, SLG: 0.524			F FF 91 X FF 91 0-1 HR		F SI 92 C CH 81 B FF 92 X KC 78 1-2 HR		B FF 90 B CH 78 C SI 91 F FF 91 B SL 84 X SI 91 3-2 13 1B 17 HR 1B	C FF 92 B FF 93 F FF 92 B FF 93 1 SAFE B CU 73 X FF 91 3-2 ② F7		4	3	3	2	0	0	1
Inning Stats	R: 1 H: 2 E: 0 LOB: 0 K: 0 BB: 0 S: 10 P: 17	R: 0 H: 0 E: 0 LOB: 0 K: 1 BB: 0 S: 6 P: 10	R: 1 H: 1 E: 0 LOB: 0 K: 0 BB: 0 S: 9 P: 13	R: 0 H: 2 E: 0 LOB: 1 K: 0 BB: 0 S: 7 P: 10	R: 2 H: 3 E: 0 LOB: 2 K: 1 BB: 1 S: 17 P: 26	R: 0 H: 1 E: 0 LOB: 1 K: 0 BB: 0 S: 6 P: 9	R: 3 H: 3 E: 0 LOB: 1 K: 1 BB: 1 S: 17 P: 29	R: 2 H: 1 E: 0 LOB: 0 K: 0 BB: 1 S: 11 P: 21		1B: 5 SF: 0 2B: 3 SAC: 0 3B: 0 DP: 2 HR: 5 HBP: 1						WP: 0 PA: 38 PB: 0 SB: 1 CS: 1	

BOTTOM

Kansas City Royals @ Cleveland Indians

Progressive Field, Cleveland, OH

Tue Apr 26 2011, 7:07 PM - 9:53 PM EDT

Att. 9,650 - Cloudy - 74 F

livebaseballscorecards.com

AB	34
R	9
H	13
RBI	9
BB	3
SO	3
LOB	13

PITCHER		IP	WLS	BF	H	R	ER	SO	BB	IBB	HBP	BLK	WP	HR	S	P	ERA	WHIP
44 Luke Hochevar, R ERA: 5.68	(1, 1)	6.1	L	29	11	6	6	3	1	0	1	0	0	3	63	97	8.53	1.895
31 Louis Coleman, R ERA: 2.45	(7, 1)	0.2		4	1	1	1	0	1	0	0	0	0	1	9	17	13.50	3.000
55 Tim Collins, L ERA: 5.54	(8, 1)	1.0		5	1	2	2	0	1	0	0	0	0	1	11	21	18.00	2.000

PITCHER	IP	WLS	BF	H	R	ER	SO	BB	IBB	HBP	BLK	WP	HR	S	P	ERA	WHIP

Batter	1	2	3	4	5	6	7	8	9	AB	R	H	RBI	BB	SO	LOB
1 Jarrod Dyson, L (1, 8) OBP: 0.308, SLG: 0.100	C SI 85 B FC 84 F SI 87 F FF 89 F CU 74 F FF 90 F FF 89 S FF 90 1-3 K		X FF 85 0-0 F9		C CH 79 1 SAFE L FF 85 X FC 83 0-2 1-2 1B		C SL 85 B FF 90 X FF 84 1-1 G3		C FF 90 F FF 90 B FC 88 B SI 89 X SI 90 2-2 1-2 F7	5	0	1	0	0	1	2
53 Melky Cabrera, S (1, 7) OBP: 0.313, SLG: 0.458	B FF 90 F FC 86 X CH 83 1-1 G3-1		C CH 83 C FF 88 X CH 81 0-2 G4-3		C CU 74 B FF 87 F FC 84 X CH 81 1-2 F8			C FF 89 F SL 85 X SL 85 0-2 F7		4	0	0	0	0	0	2
4 Alex Gordon, L (1, 3) OBP: 0.396, SLG: 0.505	F FC 87 B SI 85 S FF 90 B SI 91 B FF 91 F SI 90 F FF 89 B FC 86 4-2 BB		B CH 83 C FF 89 F CU 76 B FF 90 B FF 89 F FF 87 F FF 89 F FF 89 X FF 89 3-2 L3		B SI 84 B FF 88 F SI 84 F CH 79 B FF 87 F FC 84 F FF 87 X FC 84 3-2 F9			C FF 89 X SL 84 0-1 F9		3	0	0	0	1	0	2
16 Billy Butler, R (1, 10) OBP: 0.423, SLG: 0.437	B FF 88 X FF 87 1-0 F8			X FF 87 0-0 F9		C FC 80 B FC 83 F FF 86 X FC 83 1-2 F9		B SI 91 C SI 87 C FF 90 B SI 89 F SL 80 X FF 90 2-2 21 2B 1B		4	0	1	0	0	0	1
21 Jeff Francoeur, R (1, 9) OBP: 0.370, SLG: 0.593		B FF 87 B SI 88 F SI 88 C FC 83 F FF 89 F CU 74 B FF 89 X FF 88 3-2 HR		C FF 88 S FC 84 F FC 83 F FC 84 B FF 89 X FC 84 1-2 L4		B FF 88 S CU 75 F FF 87 B SI 86 F FC 83 F CU 73 S FC 84 2-3 K		C SI 88 F SI 89 F FF 91 F SL 82 B SI 90 X SL 82 1-2 1-3 2B		4	1	2	1	0	1	0
24 Wilson Betemit, S (1, 5) OBP: 0.414, SLG: 0.508		C FF 88 X FC 85 0-1 F7		B FF 88 B FC 86 X FF 88 2-0 2B		C FF 88 S CU 75 F FF 89 S CU 77 0-3 K2-3		C SL 81 B SL 80 S SI 89 F SL 81 C FF 92 1-3 K		4	0	1	0	0	2	2
13 Mike Aviles, R (1, 4) OBP: 0.265, SLG: 0.531		B SI 89 X CH 80 1-0 HR		C FF 87 X FC 84 0-1 G6-3			C FF 90 X SL 86 0-1 G6-3		C FF 91 X FC 90 0-1 F9	4	1	1	1	0	0	1
3 Brayan Peña, S (1, 2) OBP: 0.256, SLG: 0.308		C FF 88 B CU 76 F FF 89 B FC 84 X FF 90 2-2 P6			B CU 73 X FF 85 1-0 G4-3		B FF 89 B FF 90 B FF 89 C FF 89 B FF 89 4-1 2 FC4-6 BB		C FF 91 X CH 82 0-1 G4-3	3	0	0	0	1	0	0
2 Alcides Escobar, R (1, 6) OBP: 0.245, SLG: 0.253		C FF 90 F FF 89 X FC 84 0-2 L1			M SI 87 X CU 75 0-1 1 1B 1B		C FF 90 B FF 86 B FF 89 B FF 90 C FF 88 X FF 89 3-2 FC4-6 1-2f		B FF 91 C SI 90 B FC 89 S SI 90 F FC 89 F SI 89 X SI 91 2-2 1 DI 1B	4	0	2	0	0	0	1
Inning Stats	R: 0 E: 0 K: 1 S: 14 H: 0 LOB: 1 BB: 1 P: 21	R: 2 E: 0 K: 0 S: 14 H: 2 LOB: 0 BB: 0 P: 20	R: 0 E: 0 K: 0 S: 10 H: 0 LOB: 0 BB: 0 P: 13	R: 0 E: 0 K: 0 S: 9 H: 1 LOB: 1 BB: 0 P: 12	R: 0 E: 0 K: 0 S: 14 H: 2 LOB: 2 BB: 0 P: 19	R: 0 E: 0 K: 2 S: 12 H: 0 LOB: 0 BB: 0 P: 15	R: 0 E: 0 K: 0 S: 8 H: 0 LOB: 1 BB: 1 P: 16	R: 0 E: 0 K: 1 S: 18 H: 2 LOB: 2 BB: 0 P: 22	R: 0 E: 0 K: 0 S: 12 H: 1 LOB: 1 BB: 0 P: 16	1B: 4 2B: 2 3B: 0 HR: 2 SF: 0 SAC: 0 DP: 0 HBP: 0						

PITCHER		IP	WLS	BF	H	R	ER	SO	BB	IBB	HBP	BLK	WP	HR	S	P	ERA	WHIP
43 Josh Tomlin, R ERA: 2.45	(1, 1)	6.0	W	24	5	2	2	3	1	0	0	0	0	2	73	100	3.00	1.000
53 Rafael Perez, L ERA:	(7, 1)	1.2		6	0	0	0	0	1	0	0	0	0	0	13	21	0.00	0.600
38 Joe Smith, R ERA: 2.45	(8, 1)	0.1		3	2	0	0	1	0	0	0	0	0	0	13	17	0.00	6.000
37 Chad Durbin, R ERA: 6.75	(9, 1)	1.0		4	1	0	0	0	0	0	0	0	0	0	12	16	0.00	1.000

PITCHER	IP	WLS	BF	H	R	ER	SO	BB	IBB	HBP	BLK	WP	HR	S	P	ERA	WHIP

TOP

Kansas City Royals @ Cleveland Indians

Progressive Field, Cleveland, OH

Wed Apr 27 2011, 7:09 PM - 9:54 PM EDT

Att. 9,722 - Overcast - 73 F

livebaseballscorecards.com

AB	35
R	2
H	8
RBI	2
BB	2
SO	4
LOB	11

WP: 0	PA: 37		
PB: 0			
SB: 0			
CS: 0			

Kansas City Royals @ Cleveland Indians

Progressive Field, Cleveland, OH

Wed Apr 27 2011, 7:09 PM - 9:54 PM EDT

Att. 9,722 - Overcast - 73 F

livebaseballscorecards.com

BOTTOM

Batter	1	2	3	4	5	6	7	8	9	AB	R	H	RBI	BB	SO	LOB
24 Grady Sizemore, L (1, 8) OBP: 0.425, SLG: 0.811	G3-1 G4-3		B CU 69 1 SAFE F CH 82 S CH 76 S CH 75 1-3 ② K 1-2			X SI 90 0-0 13 G4-3 47 PB 2B		B SI 97 F FF 97 F KC 78 C FF 97 1-3 ② K		5	1	1	0	0	2	3
13 Asdrúbal Cabrera, S (1, 6) OBP: 0.321, SLG: 0.438	B SI 84 B SI 84 X SI 82 2-0 47 1B 48 1B 17 1B 1B	F SI 84 X SI 83 0-1 ① B5-3	S CH 75 X SI 83 0-1 ③ G5-3			C SI 91 X SI 90 0-1 ① G4-3 2-3		B FF 97 B FF 96 C FF 96 S FF 97 S FF 98 2-3 ③ K		5	1	1	0	0	1	2
17 Shin-Soo Choo, L (1, 9) OBP: 0.303, SLG: 0.375	1 SAFE C SI 82 X CH 79 0-1 48 1B 47 1B 20 2B 1-2 1B	C CU 69 B SI 85 H SI 83 2-1 47 2B HBP		B CU 68 X SI 84 1-0 2B		I IN 86 I IN 84 I IN 84 I IN 84 4-0 47 S 47 PB IBB				2	1	2	0	1	0	0
47 Shelley Duncan, R (1, 3) OBP: 0.400, SLG: 0.579 7 Matt LaPorta, R (7, 3) OBP: 0.355, SLG: 0.469	B SI 84 B SI 84 S CH 77 B SI 83 X CH 82 3-1 48 1B 20 2B 1-2 2-3 1B	1 SAFE 1 SAFE 1 SAFE 1 SAFE B CH 77 1 SAFE B SI 83 F CH 78 B SI 84 3-2 1 SAFE F SI 82 X CH 77 1-3 2B		B SI 91 C SI 90 C SI 91 S SL 83 1-3 ① K		F SI 91 1 SAFE B SI 90 B CH 87 F KC 80 S SL 83 2-3 ② K 1-3 3-H				4 0	1 0	2 0	0 0	0 0	2 0	2 0
48 Travis Hafner, L (1, 10) OBP: 0.393, SLG: 0.566	C CU 69 F SI 84 B CU 70 X SI 84 1-2 20 2B 1-2 2-3 3-H 1B	B SI 86 X SI 83 1-0 ② F7		F SI 91 F SI 91 B KC 82 C FF 92 1-3 ② K		X SI 91 0-0 ③ F8				4	1	1	1	0	1	4
20 Orlando Cabrera, R (1, 4) OBP: 0.289, SLG: 0.365	C SI 86 B CH 78 B CH 77 B SI 85 X SI 84 3-1 9 1B 1-H 2-H 3-H 2B	C CU 69 B SI 85 F SI 84 X SI 85 1-2 ③ F8		S KC 81 B FF 91 S SI 91 X SL 82 1-2 ③ L4			B FC 85 B FF 90 B FF 90 B FF 91 4-0 26 G6-4-3 BB			3	1	1	3	1	0	3
26 Austin Kearns, R (1, 7) OBP: 0.286, SLG: 0.233	B CU 70 X CH 78 1-0 ② G5-3		S CH 76 X SI 83 0-1 9 E 6 SF9 1B		C KC 78 B SI 90 F SI 90 F FF 92 B CH 84 X SL 83 2-2 ① G6-3		C FC 87 B SL 81 S SL 80 X FC 90 1-2 ①② G6-4-3 1-2f			4	1	1	0	0	0	2
9 Jack Hannahan, L (1, 5) OBP: 0.342, SLG: 0.507	C SI 85 D CU 70 X SI 84 1-1 6 1B 2-H 1B		B SI 84 D CH 76 X SI 83 2-0 E3 24 S 1-3		B SI 91 X CH 87 1-0 ② G4-3		C FC 88 X CH 84 0-1 ③ P5			4	0	1	1	0	0	1
6 Lou Marson, R (1, 2) OBP: 0.391, SLG: 0.474	C SI 85 1 SAFE D CH 76 B CH 76 X SI 84 2-1 1-3 1B		X SI 84 0-0 ① SF9 3-H		C FF 92 B SI 92 B KC 81 C FF 91 B SL 86 S SI 91 3-3 ③ K			B SI 94 X SI 96 1-0 ① G4-3		3	0	1	1	0	1	0
Inning Stats	R: 5 E: 0 K: 0 S: 21 H: 7 LOB: 2 BB: 0 P: 39	R: 0 E: 0 K: 0 S: 10 H: 1 LOB: 2 BB: 0 P: 17	R: 1 E: 1 K: 1 S: 9 H: 1 LOB: 1 BB: 0 P: 12	R: 0 E: 0 K: 2 S: 10 H: 1 LOB: 1 BB: 1 P: 14	R: 0 E: 0 K: 1 S: 8 H: 0 LOB: 0 BB: 0 P: 14	R: 1 E: 0 K: 1 S: 7 H: 1 LOB: 1 BB: 1 P: 13	R: 0 E: 0 K: 0 S: 5 H: 0 LOB: 0 BB: 1 P: 10	R: 0 E: 0 K: 2 S: 7 H: 0 LOB: 0 BB: 0 P: 11		1B: 7 2B: 4 3B: 0 HR: 0 SF: 1 SAC: 0 DP: 1 HBP: 1	WP: 0 PB: 1 SB: 2 CS: 0 PA: 38				

AB	34
R	7
H	11
RBI	6
BB	2
SO	7
LOB	17

PITCHER		IP	WLS	BF	H	R	ER	SO	BB	IBB	HBP	BLK	WP	HR	S	P	ERA	WHIP
26 Jeff Francis, L ERA: 5.03	(1, 1)	3.0	L	21	10	6	5	1	0	0	1	0	0	0	41	70	15.00	3.333
47 Nate Adcock, R ERA: 2.7	(4, 1)	3.0		11	1	1	0	4	0	1	0	0	0	0	24	39	0.00	0.333
48 Joakim Soria, R ERA: 5.06	(7, 1)	1.0		3	0	0	0	0	1	0	0	0	0	0	5	10	0.00	1.000
41 Jeremy Jeffress, R ERA: 3.72	(8, 1)	1.0		3	0	0	0	2	0	0	0	0	0	0	7	11	0.00	0.000

PITCHER	IP	WLS	BF	H	R	ER	SO	BB	IBB	HBP	BLK	WP	HR	S	P	ERA	WHIP

Batter	1	2	3	4	5	6	7	8	9	AB	R	H	RBI	BB	SO	LOB
1 Jarrod Dyson, L (1, 8) OBP: 0.235, SLG: 0.071	C FF 91 X SI 92 0-1 G6-3		C SI 90 X CH 84 0-1 ② FC3-2 2-3 3-H			C SI 90 L CH 85 X CH 85 0-2 ① G4-3		B FF 89 C FF 87 S FF 89 B FF 90 S FF 90 2-3 ① K		4	0	0	0	0	1	2
53 Melky Cabrera, S (1, 7) OBP: 0.302, SLG: 0.441	X SI 93 0-0 ② G4-3		C SI 93 F CH 85 B SI 91 S CH 85 1-3 ③ K			X SI 92 0-0 ② G4-3		C FF 90 F CH 82 F FF 90 X SL 82 0-2 ② F9		4	0	0	0	0	1	2
4 Alex Gordon, L (1, 3) OBP: 0.382, SLG: 0.485	B SI 93 X FF 93 1-0 ③ F8			C SI 92 F CH 86 B SI 91 B SI 91 X CH 85 2-2 ① F7		C SI 92 B SL 86 F CH 86 S CH 84 1-3 ③ K		B FF 89 C FF 90 X SL 81 1-1 ③ F7		4	0	0	0	0	1	0
16 Billy Butler, R (1, 10) OBP: 0.435, SLG: 0.449		B FF 92 B SI 92 B SI 91 B FF 91 4-0 21 G6-4-3 BB		C SL 86 S SI 92 B SI 91 X SI 92 1-2 ② G6-3			B SI 90 B SI 90 B SI 90 B SI 90 4-0 21 2B 24 2B BB		C SI 87 F SI 86 B SI 88 F SI 88 F SI 88 B CU 71 X SI 88 2-2 12 G3 2B	2	1	1	0	2	0	0
21 Jeff Francoeur, R (1, 9) OBP: 0.369, SLG: 0.596 12 Mitch Maier, L (7, 9) OBP: 0.429, SLG: 0.200		B SI 90 B SI 90 C SI 90 X SI 91 2-1 ①② G6-4-3 1-2f		S CH 86 F SI 91 B SI 92 X SI 92 1-2 ③ F7			F SI 90 F SI 90 B SL 84 X SI 90 1-2 24 2B 1-3 2B		C SI 88 X CH 80 0-1 ① G3 2-3	3 1	1 0	1 0	0 0	0 0	0 0	1 1
24 Wilson Betemit, S (1, 5) OBP: 0.405, SLG: 0.508		C FF 92 B CH 86 S SI 93 B SI 93 X CH 86 2-2 ③ P5			X SI 91 0-0 ① G4-3		X SI 93 0-0 2-H 3-H 2B		C CH 80 F CH 80 B SI 87 B SI 89 C SI 89 2-3 ② K	4	0	1	2	0	1	1
13 Mike Aviles, R (1, 4) OBP: 0.250, SLG: 0.500 (7, 6)			F SI 92 B SI 92 F SL 85 B SL 87 X SI 92 2-2 ① F8		C SI 90 X SI 91 0-1 ② L6		C SL 87 F SL 86 X SI 92 0-2 ① F8		C SI 88 C CU 70 B SI 88 X SI 88 1-2 ③ G1-3	4	0	0	0	0	0	2
15 Matt Treanor, R (1, 2) OBP: 0.281, SLG: 0.286			B FF 90 B SI 92 C SI 91 C SI 91 F SI 92 F SI 92 F SL 87 X SL 88 2-2 2 2B 1 FC3-2 1B		C SI 91 F SI 91 B SI 90 F SI 92 X SI 92 1-2 2 FC6-4 1B		X SI 92 0-0 G5-3			3	0	2	0	0	0	1
2 Alcides Escobar, R (1, 6) OBP: 0.248, SLG: 0.265 17 Chris Getz, L (7, 4) OBP: 0.337, SLG: 0.273			B SI 91 X SI 91 1-0 1 FC3-2 1-3 2B		S SL 85 C SL 85 X SI 91 0-2 ③ FC6-4 1-2f		C SL 87 X SL 86 0-1 ③ F8			3 0	0 0	1 0	0 0	0 0	0 0	2 0
Inning Stats	R: 0 E: 0 K: 0 S: 4 H: 0 LOB: 0 BB: 0 P: 5	R: 0 E: 0 K: 0 S: 5 H: 0 LOB: 0 BB: 1 P: 13	R: 0 E: 0 K: 1 S: 15 H: 2 LOB: 2 BB: 0 P: 21	R: 0 E: 0 K: 0 S: 9 H: 0 LOB: 0 BB: 0 P: 13	R: 0 E: 0 K: 0 S: 10 H: 1 LOB: 1 BB: 0 P: 11	R: 0 E: 0 K: 1 S: 7 H: 0 LOB: 0 BB: 0 P: 8	R: 2 E: 0 K: 0 S: 10 H: 2 LOB: 1 BB: 1 P: 15	R: 0 E: 0 K: 1 S: 9 H: 0 LOB: 0 BB: 0 P: 12	R: 0 E: 0 K: 1 S: 13 H: 1 LOB: 1 BB: 0 P: 18	1B: 2 2B: 4 3B: 0 HR: 0 SF: 0 SAC: 0 DP: 1 HBP: 0						

PITCHER		IP	WLS	BF	H	R	ER	SO	BB	IBB	HBP	BLK	WP	HR	S	P	ERA	WHIP
55 Roberto Hernandez, R ERA: 5.15	(1, 1)	7.0	W	27	5	2	2	2	2	0	0	0	0	0	60	86	2.57	1.000
49 Tony Sipp, L ERA: 2.45	(8, 1)	1.0		3	0	0	0	1	0	0	0	0	0	0	9	12	0.00	0.000
39 Justin Germano, R ERA: 4.0	(9, 1)	1.0		4	1	0	0	1	0	0	0	0	0	0	13	18	0.00	1.000

PITCHER	IP	WLS	BF	H	R	ER	SO	BB	IBB	HBP	BLK	WP	HR	S	P	ERA	WHIP

TOP

Kansas City Royals @ Cleveland Indians

Progressive Field, Cleveland, OH

Thu Apr 28 2011, 7:07 PM - 9:31 PM EDT

Att. 9,076 - Cloudy - 57 F

livebaseballscorecards.com

AB	32
R	2
H	6
RBI	2
BB	2
SO	4
LOB	12

WP: 0 PB: 0 SB: 0 CS: 0 PA: 34

Batter	1	2	3	4	5	6	7	8	9	AB	R	H	RBI	BB	SO	LOB
24 Grady Sizemore, L (1, 8) OBP: 0.432, SLG: 0.878 26 Austin Kearns, R (7, 7) OBP: 0.278, SLG: 0.226	F SI 90 B SI 90 S FC 88 B CU 78 B CH 81 X FF 92 3-2 ① G4-3		C CU 74 B SI 89 B SI 91 X CH 81 2-1 HR	X SI 92 0-0 13 WP 13 2B 2-H 2B		F FF 90 S FF 92 X FF 92 0-2 ① P3		B SI 93 C SI 94 F SI 94 D SL 86 B SI 94 F SI 95 F SI 94 S SL 86 3-3 ③ K		4 1	2 0	2 0	2 0	0 0	0 1	1 1
13 Asdrúbal Cabrera, S (1, 6) OBP: 0.318, SLG: 0.440 8 Adam Everett, R (8, 6) OBP: 0.474, SLG: 0.375	X SI 90 0-0 ② F8		B FF 92 F FC 87 F FC 87 B CU 77 F CU 78 B FF 92 C SI 92 3-3 ① K	B CU 77 B SI 92 X SI 90 2-0 17 1B 2-H 2B		C FF 92 B FF 92 D CH 82 B FF 90 X FF 91 3-1 ② F8				4 0	0 0	1 0	1 0	0 0	1 0	1 0
17 Shin-Soo Choo, L (1, 9) OBP: 0.311, SLG: 0.413	B SI 91 B FC 89 X SI 90 2-0 HR		B SI 92 B FC 87 C FF 93 B FC 87 S FC 89 X SI 92 3-2 ② F9	C CU 70 S FF 90 X FF 92 0-2 2-3 1B		F CU 72 F FF 92 B CU 74 F CH 81 X FF 92 1-2 ③ F9				4	1	2	1	0	0	1
41 Carlos Santana, S (1, 2) OBP: 0.312, SLG: 0.333	B CU 77 X FF 92 1-0 HR		C SI 92 C CU 77 B CU 76 T SI 92 1-2 ③ K	F FF 91 S FF 92 F FF 92 S CU 72 0-3 ② K			B FF 92 F FF 93 B SL 86 X SI 94 2-1 ① G6-3			4	1	1	1	0	2	2
47 Shelley Duncan, R (1, 10) OBP: 0.375, SLG: 0.652	B SI 91 B FF 91 F FC 87 C FF 92 B FF 92 F FC 87 S FC 87 3-3 ③ K			B SI 91 1-1 S FC 88 X FF 92 HR B CU 72 1-3 ③ S CH 84 Z FF 93 S CH 81 K			C SL 88 S SL 88 B SL 89 B CH 86 B FF 95 X FF 96 3-2 ② G4-3			4	1	1	1	0	2	2
20 Orlando Cabrera, R (1, 4) OBP: 0.298, SLG: 0.371		C FC 85 F SI 91 X CU 77 0-2 1B		X SI 91 0-0 23 BB 9 2B 1B	C FF 90 B FF 92 B CH 79 B CH 79 C FF 89 X FF 90 3-2 ① G5-3		X FF 95 0-0 ③ G6-3			4	1	2	0	0	0	0
23 Michael Brantley, L (1, 7) OBP: 0.379, SLG: 0.346 (7, 8)		B SI 89 X SI 90 1-0 ① P4	D CU 77 B FC 87 F SI 90 1 SAFE B FC 86 B SI 89 4-1 9 2B 1-2 BB	B CU 74 B CH 80 B FF 90 C FF 91 F FF 91 B FF 91 4-2 7 G6-4-3 BB				B SI 95 B SI 96 F SI 96 B SI 95 X FF 96 3-1 ① L8		2	1	0	0	2	0	1
7 Matt LaPorta, R (1, 3) OBP: 0.338, SLG: 0.441		B FF 91 1 SAFE C SI 90 D CH 84 1 SAFE B SI 91 X FC 87 3-1 ② F8	S FC 87 B CH 87 C SI 90 S CU 78 1-3 ① K	F FF 90 D CH 82 D CH 81 S FF 91 B CU 72 X FF 92 3-2 ②③ G6-4-3 1-2f				B SI 95 B SL 86 S SI 95 X SI 95 2-1 ② F8		4	0	0	0	0	1	4
9 Jack Hannahan, L (1, 5) OBP: 0.364, SLG: 0.522		B CU 77 B CH 83 C SI 92 S FF 91 X FC 87 2-2 ③ L6	B CH 84 C SI 91 X FC 88 1-1 24 2B 1-H 2-H 2B			S FF 90 B FF 92 B CU 74 S FF 90 B FF 91 F FF 91 B FF 90 4-2 BB		B SL 86 C SI 95 B FF 95 B CH 89 B SI 94 4-1 BB		2	1	1	2	2	0	1
Inning Stats	R: 2 E: 0 K: 1 S: 10 H: 2 LOB: 0 BB: 0 P: 19	R: 0 E: 0 K: 0 S: 9 H: 1 LOB: 1 BB: 0 P: 15	R: 1 E: 0 K: 2 S: 12 H: 1 LOB: 0 BB: 0 P: 21	R: 5 E: 0 K: 3 S: 21 H: 6 LOB: 2 BB: 1 P: 31	R: 0 E: 0 K: 0 S: 8 H: 0 LOB: 0 BB: 1 P: 18	R: 0 E: 0 K: 0 S: 12 H: 0 LOB: 1 BB: 1 P: 20	R: 0 E: 0 K: 0 S: 6 H: 0 LOB: 0 BB: 0 P: 11	R: 0 E: 0 K: 1 S: 10 H: 0 LOB: 1 BB: 1 P: 22		1B: 3 2B: 3 3B: 0 HR: 4 SF: 0 SAC: 0 DP: 1 HBP: 0				WP: 1 PB: 0 SB: 0 CS: 0 PA: 37	

PITCHER		IP	WLS	BF	H	R	ER	SO	BB	IBB	HBP	BLK	WP	HR	S	P	ERA	WHIP
34 Kyle Davies, R ERA: 7.98	(1, 1)	3.1	L	20	9	8	8	4	1	0	0	0	1	4	42	75	21.60	3.000
55 Tim Collins, L ERA: 4.6	(4, 1)	2.2		10	1	0	0	2	2	0	0	0	0	0	30	49	0.00	1.125
38 Blake Wood, R ERA: 4.7	(7, 1)	1.0		3	0	0	0	0	0	0	0	0	0	0	6	11	0.00	0.000
43 Aaron Crow, R ERA:	(8, 1)	1.0		4	0	0	0	1	1	0	0	0	0	0	10	22	0.00	1.000

PITCHER	IP	WLS	BF	H	R	ER	SO	BB	IBB	HBP	BLK	WP	HR	S	P	ERA	WHIP

BOTTOM

Kansas City Royals @ Cleveland Indians

Progressive Field, Cleveland, OH

Thu Apr 28 2011, 7:07 PM - 9:31 PM EDT

Att. 9,076 - Cloudy - 57 F

livebaseballscorecards.com

AB	33
R	8
H	10
RBI	8
BB	4
SO	7
LOB	14

Detroit Tigers @ Cleveland Indians

Progressive Field, Cleveland, OH

Fri Apr 29 2011, 7:07 PM - 10:18 PM EDT

Att. 15,568 - Partly Cloudy - 51 F

TOP

livebaseballscorecards.com

Batter	1	2	3	4	5	6	7	8	9	AB	R	H	RBI	BB	SO	LOB
14 Austin Jackson, R (1, 8) OBP: 0.239, SLG: 0.257	C SI 91 B SI 89 X SI 90 1-1 ① L9	B SL 81 X SI 87 1-0 1-2 2-3 1B		C SI 89 X SI 89 0-1 2-3 1B		C SL 83 C SI 90 D SL 86 B SI 89 F SL 83 C SI 90 2-3 ② K		B FF 92 B FF 91 S FF 92 B FF 91 S FF 91 S FF 92 3-3 ① K		5	0	2	0	0	2	2
28 Will Rhymes, L (1, 4) OBP: 0.314, SLG: 0.200	X SI 90 0-0 30 G5-3 24 HR 1B	F CH 82 F SL 82 B SI 89 S SL 84 1-3 ③ K		X CH 82 0-0 ③ F8		B FC 88 F FC 87 B CH 80 F FF 88 F CH 81 B CU 74 B SI 88 4-2 1-2 2-3 BB		B FF 91 B SI 92 C SI 92 C FF 91 X FF 92 2-2 ② G3-1		4	1	1	0	1	1	5
30 Magglio Ordonez, R (1, 10) OBP: 0.246, SLG: 0.190	B SI 88 F SL 80 B SI 89 X SI 89 2-1 ② G5-3 1-2	B SI 88 B SI 89 X SI 88 2-0 ① G6-3		F SI 88 B SI 87 B SL 84 X SI 89 2-2 24 F8 1B		C FC 88 F FC 86 F SI 90 D CU 77 C CU 76 1-3 ③ K		B SI 92 X SI 92 1-0 ③ G6-3		5	0	1	0	0	1	4
24 Miguel Cabrera, R (1, 3) OBP: 0.434, SLG: 0.591	F SI 89 B SI 90 C SL 83 B SL 84 X CH 81 2-2 2-H HR	B SI 89 X SI 90 1-0 ② G6-3		C SI 88 B SI 88 F SI 88 F SI 89 D SL 86 X SI 90 2-2 ① F8 1-2		B SI 89 X SI 89 1-0 25 G1-3 26 1B 27 1B 1B		B SL 80 B FF 92 X FF 92 2-0 ① F8		5	2	2	2	0	0	1
26 Brennan Boesch, L (1, 9) OBP: 0.414, SLG: 0.482	X CH 83 0-0 E3 25 CS	B CH 82 B CH 81 B SI 88 C SI 89 F SI 89 F SI 89 S SL 83 3-3 ③ K		X CH 83 0-0 ② F7		C CH 80 X FC 87 0-1 27 1B 25 G1-3 13 SF7 1-2 1B		B FF 93 B FF 92 X FF 92 2-0 ② F8		5	1	1	0	0	1	1
25 Ryan Raburn, R (1, 7) OBP: 0.296, SLG: 0.427	C SI 88 B SL 78 F SI 89 B SI 90 2-2 ③ CS 1-2	B SI 89 F SL 79 B SI 87 F SI 89 X SI 88 2-2 13 2B 15 FC5-2-5 1B		X SI 89 0-0 27 G4-3 13 SF7 2B		B SL 86 S SI 90 B SL 85 F SL 85 B SI 92 S SL 81 3-3 ③ K		X SI 88 0-0 ① G1-3 1-2 2-3		B FF 93 S SL 82 S SL 82 B SL 82 S SL 80 2-3 ③ K	5	1	2	0	0	2	3
27 Jhonny Peralta, R (1, 6) OBP: 0.330, SLG: 0.386		X SI 87 0-0 ① F9		B SI 88 F SI 89 B SI 90 B SL 82 X SI 90 3-1 ① G4-3 2-3		F SI 89 B SL 86 F SI 89 B CH 82 B SI 90 F SI 89 X SI 90 3-2 ① G4-3	B SI 89 B SI 89 X SI 90 2-0 2-3 3-H 1B			4	0	1	1	0	0	2
13 Alex Avila, L (1, 2) OBP: 0.364, SLG: 0.565		B CH 78 C SI 87 B CH 80 X SI 87 2-1 14 1B 1-3 2B		B CH 83 B SI 89 3 SAFE X CH 82 2-0 ② SF7 3-H		B CH 82 X CH 82 1-0 28 BB 15 E 1B	B SL 80 X SI 89 1-0 ② SF7 3-H			2	0	2	2	0	0	0
15 Brandon Inge, R (1, 5) OBP: 0.276, SLG: 0.338		C SL 82 X SL 83 0-1 ② FC5-2-5 14 1B 3-H		B SL 83 X SL 83 1-0 14 1B 2B		B SI 89 X SI 89 1-0 E6 28 BB 1-2	C FF 90 S SL 81 S SL 82 0-3 ③ K			4	0	1	0	0	1	4

	AB	39
	R	5
	H	13
	RBI	5
	BB	1
	SO	8
	LOB	22

Inning Stats																		
	R: 2	H: 2	R: 0	H: 3	R: 0	H: 0	R: 1	H: 3	R: 0	H: 1	R: 0	H: 1	R: 2	H: 3	R: 0	H: 0	R: 0	H: 0
	E: 1	LOB: 0	E: 0	LOB: 3	E: 0	LOB: 0	E: 0	LOB: 2	E: 0	LOB: 1	E: 1	LOB: 3	E: 0	LOB: 1	E: 0	LOB: 0	E: 0	LOB: 0
	K: 0	BB: 0	K: 1	BB: 0	K: 1	BB: 0	K: 0	BB: 0	K: 1	BB: 0	K: 2	BB: 1	K: 1	BB: 0	K: 1	BB: 0	K: 1	BB: 0
	S: 11	P: 18	S: 12	P: 18	S: 6	P: 12	S: 8	P: 14	S: 11	P: 18	S: 17	P: 29	S: 9	P: 13	S: 7	P: 13	S: 5	P: 11

	1B: 9	SF: 2
	2B: 3	SAC: 0
	3B: 0	DP: 0
	HR: 1	HBP: 0

	WP: 0	PA: 43
	PB: 0	
	SB: 0	
	CS: 1	

PITCHER		IP	WLS	BF	H	R	ER	SO	BB	IBB	HBP	BLK	WP	HR	S	P	ERA	WHIP
58 Jeanmar Gómez, R ERA: 6.23	(1, 1)	5.2		28	10	3	3	4	0	0	0	0	0	1	58	97	4.76	1.765
37 Chad Durbin, R ERA: 8.38	(6, 1)	0.1		4	2	2	2	1	1	0	0	0	0	0	10	16	54.00	9.000
38 Joe Smith, R ERA: 1.93	(7, 1)	1.0		4	1	0	0	1	0	0	0	0	0	0	6	9	0.00	1.000
52 Vinnie Pestano, R ERA: 0.9	(8, 1)	1.0		3	0	0	0	1	0	0	0	0	0	0	7	13	0.00	0.000
54 Chris Perez, R ERA: 2.7	(9, 1)	1.0	W	3	0	0	0	1	0	0	0	0	0	0	5	11	0.00	0.000

PITCHER	IP	WLS	BF	H	R	ER	SO	BB	IBB	HBP	BLK	WP	HR	S	P	ERA	WHIP

BOTTOM

Batter	1	2	3	4	5	6	7	8	9	AB	R	H	RBI	BB	SO	LOB
24 Grady Sizemore, L (1, 8) OBP: 0.429, SLG: 0.822	C FF 90 B FF 92 B CH 79 F FF 91 T FF 92 2-2 ① **K**		B SL 78 B FF 94 B FF 92 C FF 92 C CH 83 X FF 94 3-2 ② **P6**			F FF 93 B CH 80 X CH 80 1-1 ② **G3**	B CH 80 B FF 92 B FC 91 B FC 91 4-0 **13 HR** BB		S CH 82 B FF 93 D CH 83 X FF 92 2-1 **13 IBB 41 HR** 1-3 1B	4	2	1	0	1	1	0
13 Asdrúbal Cabrera, S (1, 6) OBP: 0.339, SLG: 0.476	C FF 91 B FF 92 B CH 81 C CH 82 B FF 92 F FF 92 B FC 92 4-2 **17 BB** BB		C FF 93 C CH 82 S SL 81 0-3 ③ **K**			B FF 92 X CH 80 1-0 **41 BB 17 S 47 1B** 1B	X FF 89 0-0 1-H **HR**		I IN 67 I IN 76 I IN 76 I IN 79 4-0 **41 HR** 1-2 IBB	3	3	2	2	2	1	0
17 Shin-Soo Choo, L (1, 9) OBP: 0.324, SLG: 0.411	F FC 90 B FF 91 1 SAFE B FF 91 B FF 93 F FF 93 D CH 83 4-2 **41 G6-4-3** 1-2 BB			B FF 90 B CH 79 X FF 91 2-0 **47 G5-4-3** 1B		S CH 82 B FF 94 C FF 94 B CH 81 B FF 93 B FF 93 4-2 **41 BB 47 1B** 1-2 BB	B SI 89 X SI 91 1-0 ③ **L7**		S FF 94 F CH 85 S FF 94 0-3 ① **K**	3	1	1	0	2	1	3
41 Carlos Santana, S (1, 2) OBP: 0.316, SLG: 0.366	C FF 93 X CH 82 0-1 ② ③ **G6-4-3** 1-2f			C FF 90 B FF 92 B FF 90 C CH 81 1 SAFE S CH 80 2-3 ① **K**		B FF 93 S FF 95 D CH 83 B CH 82 B FF 95 4-1 **47 1B** 1-2 2-3 BB		B SI 90 C SI 91 B CU 79 B SI 91 S SI 91 X SI 91 3-2 ① **G6-3**	B CH 85 S FF 94 B FF 95 B FF 94 X FF 94 3-1 1-H 2-H 3-H **HR**	4	1	1	4	1	1	3
47 Shelley Duncan, R (1, 10) OBP: 0.393, SLG: 0.630		C FF 91 S SL 80 B SL 80 X FF 93 1-2 **1B**		1 SAFE C FF 91 C FF 94 B SL 81 B SL 80 X SL 79 2-2 ② ③ **G5-4-3** 1-2f		C SL 80 X SL 81 0-1 **20 FC5-4** 1-2 2-H 3-H 1B		B SL 84 B FF 93 F FF 94 X SL 84 2-1 ② **G5-3**		4	0	2	2	0	0	1
20 Orlando Cabrera, R (1, 4) OBP: 0.296, SLG: 0.366		C SL 77 B SL 79 F FF 91 C SL 80 1-3 ① **K**			B CH 87 X SL 78 1-0 ① **G2-3**	X CH 78 0-0 ③ **FC5-4** 1-2f		C FF 94 F FF 94 X SL 83 0-2 **23 1B** 1B		4	0	1	0	0	1	3
23 Michael Brantley, L (1, 7) OBP: 0.374, SLG: 0.341		C FF 92 1 SAFE C FF 92 C FF 95 0-3 ② **K**			C FF 90 B FF 91 X SL 79 1-1 ② **F7**		B FC 89 X CH 79 1-0 ① **G4-3**	B FF 94 B FF 93 C FF 94 X FF 92 2-1 **1-2** 1B		4	0	1	0	0	1	1
7 Matt LaPorta, R (1, 3) OBP: 0.333, SLG: 0.472		S SL 81 C FC 91 X FF 96 0-2 ③ **F8**			X FF 91 0-0 ③ **F8**		B SL 80 X FF 91 1-0 **HR**	C SL 85 S SL 84 D SL 85 D SL 86 B FF 94 S SL 85 3-3 ③ **K**		4	1	1	1	0	1	3
9 Jack Hannahan, L (1, 5) OBP: 0.358, SLG: 0.507 8 Adam Everett, R (9, PR) OBP: 0.474, SLG: 0.375			C FF 90 F FF 92 B CH 81 S CH 83 1-3 ① **K**			C FF 89 B SL 78 C FF 92 S CH 81 1-3 ① **K**	S FF 93 B CH 81 S CH 82 B FF 95 B FF 93 F FF 92 X FF 91 3-2 ② **P3**		C FF 94 F FF 93 B CH 83 B CH 84 X FF 94 2-2 **24 1B 41 HR** 1B	4 0	0 1	1 0	0 0	0 0	2 0	0 0
Inning Stats	R: 0 E: 0 K: 1 S: 10 H: 0 LOB: 1 BB: 2 P: 20	R: 0 E: 0 K: 2 S: 12 H: 1 LOB: 1 BB: 0 P: 14	R: 0 E: 0 K: 2 S: 9 H: 0 LOB: 0 BB: 0 P: 13	R: 0 E: 0 K: 1 S: 7 H: 1 LOB: 0 BB: 0 P: 13	R: 0 E: 0 K: 0 S: 4 H: 0 LOB: 0 BB: 0 P: 6	R: 2 E: 0 K: 1 S: 12 H: 2 LOB: 2 BB: 2 P: 23	R: 3 E: 0 K: 0 S: 8 H: 2 LOB: 0 BB: 1 P: 18	R: 0 E: 0 K: 1 S: 13 H: 2 LOB: 2 BB: 0 P: 23	R: 4 E: 0 K: 1 S: 10 H: 3 LOB: 1 BB: 1 P: 21	1B: 8 2B: 0 3B: 0 HR: 3	SF: 0 SAC: 0 DP: 2 HBP: 0					WP: 0 PB: 0 SB: 1 CS: 0	PA: 40

PITCHER		IP	WLS	BF	H	R	ER	SO	BB	IBB	HBP	BLK	WP	HR	S	P	ERA	WHIP
37 Max Scherzer, R ERA: 3.82	(1, 1)	6.2		29	6	5	5	7	5	0	0	0	0	2	61	105	6.75	1.650
55 Daniel Schlereth, L ERA: 2.08	(7, 1)	0.2		2	0	0	0	0	0	0	0	0	0	0	4	8	0.00	0.000
45 Ryan Perry, R ERA: 7.71	(8, 1)	0.2		4	2	0	0	1	0	0	0	0	0	0	10	17	0.00	3.000
53 Joaquín Benoit, R ERA: 6.1	(9, 1)	0.1	L	5	3	4	4	1	0	1	0	0	0	1	10	21	108.00	9.000

PITCHER	IP	WLS	BF	H	R	ER	SO	BB	IBB	HBP	BLK	WP	HR	S	P	ERA	WHIP

Detroit Tigers @ Cleveland Indians

Progressive Field, Cleveland, OH

Fri Apr 29 2011, 7:07 PM - 10:18 PM EDT

Att. 15,568 - Partly Cloudy - 51 F

livebaseballscorecards.com

AB	34
R	9
H	11
RBI	9
BB	6
SO	9
LOB	14

Batter	1	2	3	4	5	6	7	8	9	10	11	12	13	AB	R	H	RBI	BB	SO	LOB
14 Austin Jackson, R (1, 8) OBP: 0.252, SLG: 0.257	C FF 93 B SI 95 S SI 92 X SI 92 1-2 28 FC4-6 1B		C SI 94 L FF 95 B FF 94 B SI 95 F FF 94 B SL 86 B SI 95 4-2 28 CS BB		S SI 90 C FF 94 B FF 94 F SL 86 B SL 86 F SI 92 B FF 94 B SI 94 4-2 28 SH1-3 BB		B FF 92 C SI 90 L SI 90 C SL 82 1-3 ②		F FF 93 C FF 92 B FF 92 F SL 83 S FF 92 1-3 ③			F FF 92 C SL 81 B SL 83 S FF 92 1-3 ②		4	0	1	0	2	3	0
28 Will Rhymes, L (1, 4) OBP: 0.315, SLG: 0.222 39 Ramon Santiago, S (10, PH) OBP: 0.265, SLG: 0.281 (10, 4)	C SI 92 X SI 94 0-1 ① FC4-6 30 G5-3 1-2f		F SI 93 B SI 90 B SI 90 B FF 94 C FF 92 F SI 94 X SI 95 3-2 ② 1-2 2B		P PO 88 X SI 91 1-0 ① SH1-3 1-2		B SI 90 C FF 91 S SL 83 C SL 83 1-3 ③			C FF 89 F FF 85 X FF 90 0-2 24 G5-3 1B		B FF 92 X FF 92 1-0 30 FC6-4 1B		3	0	1	0	0	1	1
														2	0	2	0	0	0	0
30 Magglio Ordonez, R (1, 10) OBP: 0.227, SLG: 0.174	F SI 92 X SI 91 0-1 ② G5-3 1-2		X SI 91 0-0 ③ G6-3		X SI 90 0-0 ② P4			B SL 78 B FF 92 F SI 92 X SI 92 2-1 ① G4-3		F FF 89 F FF 89 S FF 84 0-3 ① K		X FF 92 0-0 ③ FC6-4 1-2f		6	0	0	0	0	1	5
24 Miguel Cabrera, R (1, 3) OBP: 0.454, SLG: 0.635	I IN 67 I IN 69 I IN 70 I IN 70 4-0 IBB			B SI 93 X FS 86 1-0 HR	I IN 67 I IN 68 I IN 70 I IN 70 4-0 IBB			B SI 94 B FF 94 B SI 94 B SI 93 4-0 25 1B BB		B SL 85 F FF 84 B FF 85 F FF 90 X 2-2 ② G5-3 1-2			B FF 93 B FF 92 C FF 92 X SL 84 2-1 2B	3	1	2	1	3	0	1
26 Brennan Boesch, L (1, 9) OBP: 0.390, SLG: 0.451	B SI 90 B SI 91 B SI 92 F SI 94 F FF 94 X SI 92 3-2 ③ G4-3			X SI 90 0-0 ① G5-3	F SI 92 F FS 88 D FS 90 B SI 94 X FS 88 2-2 ③ F7			C SL 80 B FF 93 S FF 93 B FF 94 X SI 94 2-2 ② F7		X FF 85 0-0 ③ G4-3			X SL 82 0-0 ① P3	6	0	0	0	0	0	7
25 Ryan Raburn, R (1, 7) OBP: 0.298, SLG: 0.453		C SL 84 C SL 84 B SL 86 B SI 95 X SL 85 2-2 ① G5-3		C SI 93 F SL 87 F SI 94 B SL 87 F SL 85 B SI 93 X SI 95 2-2 HR		F SI 90 B SL 84 S SL 83 B SL 86 B SI 91 S SI 92 3-3 ① K		C SL 80 X SI 93 0-1 1-2 1B			B FF 84 C FF 84 F SL 86 B FF 85 F SL 85 B FF 90 F FF 85 F FF 86 F FF 85 3-3 S FF 86 ① K		B SL 81 B SL 81 C SL 82 X SL 82 2-1 ② F8	6	1	2	1	0	2	1
27 Jhonny Peralta, R (1, 6) OBP: 0.330, SLG: 0.382		B FS 90 C FF 95 S SL 84 S SI 95 1-3 ② K		S SI 91 B SI 92 B SL 84 F SI 92 S SI 91 2-3 ② K		B SI 91 B SL 87 X SI 91 2-0 13 G4-6-3 1B		B FF 93 S FF 92 S FF 93 X FF 92 1-2 ③ F8			B FF 84 C FF 90 S FF 84 F FF 85 F FF 90 X FF 85 1-2 13 G3-6-1 1B		S FF 93 X FF 93 0-1 ③ F8	6	0	2	0	0	2	3
13 Alex Avila, L (1, 2) OBP: 0.354, SLG: 0.541		B FF 93 C SI 91 B FS 86 X SI 94 2-1 ③ F7		C SI 92 X SL 85 0-1 1B		B SI 90 B SI 93 B SI 90 C FF 93 X SI 94 3-1 ② ③ G4-6-3 1-2f			S FF 92 C SL 84 F FF 93 S FF 93 0-3 ① K		F FF 85 D SL 85 X FF 88 1-1 ② ③ G3-6-1 1-2f			5	0	1	0	0	1	2
15 Brandon Inge, R (1, 5) OBP: 0.261, SLG: 0.318			F FF 93 B SL 87 S SI 91 B SI 94 B SI 90 X SI 94 3-2 ① G5-3	B FF 93 B SI 90 C FF 93 F FF 94 F FF 93 S FF 94 2-3 ③ K			C FF 91 X SI 90 0-1 ① G5-3		F FF 93 B SL 83 F FF 92 B FF 93 X FF 93 2-2 ② F9			C FF 91 S SL 83 S SL 82 0-3 ① K2-3		5	0	0	0	0	2	1
Inning Stats	R: 0 H: 1 E: 0 LOB: 2 K: 0 BB: 1 S: 10 P: 18	R: 0 H: 0 E: 0 LOB: 0 K: 1 BB: 0 S: 8 P: 13	R: 0 H: 1 E: 0 LOB: 1 K: 0 BB: 1 S: 11 P: 21	R: 2 H: 3 E: 0 LOB: 1 K: 2 BB: 0 S: 16 P: 23	R: 0 H: 0 E: 0 LOB: 2 K: 0 BB: 2 S: 10 P: 20	R: 0 H: 1 E: 0 LOB: 0 K: 1 BB: 0 S: 6 P: 14	R: 0 H: 0 E: 0 LOB: 0 K: 2 BB: 0 S: 8 P: 10	R: 0 H: 1 E: 0 LOB: 2 K: 0 BB: 1 S: 10 P: 19	R: 0 H: 0 E: 0 LOB: 0 K: 2 BB: 0 S: 11 P: 14	R: 0 H: 1 E: 0 LOB: 1 K: 1 BB: 0 S: 10 P: 12	R: 0 H: 1 E: 0 LOB: 0 K: 1 BB: 0 S: 14 P: 19	R: 0 H: 1 E: 0 LOB: 1 K: 2 BB: 0 S: 8 P: 10	R: 0 H: 1 E: 0 LOB: 1 K: 0 BB: 0 S: 7 P: 11	1B: 7 SF: 0 2B: 2 SAC: 1 3B: 0 DP: 2 HR: 2 HBP: 0		WP: 0 PA: 52 PB: 0 SB: 0 CS: 1				

PITCHER		IP	WLS	BF	H	R	ER	SO	BB	IBB	HBP	BLK	WP	HR	S	P	ERA	WHIP
32 Alex White, R ERA: 3.0	(1, 1)	6.0		26	6	2	2	4	2	2	0	0	0	2	61	109	3.00	1.333
38 Joe Smith, R ERA: 1.59	(7, 1)	1.0		3	0	0	0	2	0	0	0	0	0	0	8	10	0.00	0.000
52 Vinnie Pestano, R ERA: 0.82	(8, 1)	1.0		5	1	0	0	0	1	0	0	0	0	0	10	19	0.00	2.000
54 Chris Perez, R ERA: 2.45	(9, 1)	1.0		3	0	0	0	2	0	0	0	0	0	0	11	14	0.00	0.000
53 Rafael Perez, L ERA:	(10, 1)	2.0		7	2	0	0	2	0	0	0	0	0	0	24	31	0.00	1.000

PITCHER		IP	WLS	BF	H	R	ER	SO	BB	IBB	HBP	BLK	WP	HR	S	P	ERA	WHIP
49 Tony Sipp, L ERA: 2.08	(12, 1)	2.0	W	8	2	0	0	2	0	0	0	0	0	0	15	21	0.00	1.000

Detroit Tigers @ Cleveland Indians

Progressive Field, Cleveland, OH

Sat Apr 30 2011, 6:09 PM - 10:04 PM EDT

Att. 26,433 - Overcast - 54 F

TOP

livebaseballscorecards.com

AB	46
R	2
H	11
RBI	2
BB	5
SO	12
LOB	21

Detroit Tigers @ Cleveland Indians

Progressive Field, Cleveland, OH

Sat Apr 30 2011, 6:09 PM - 10:04 PM EDT

Att. 26,433 - Overcast - 54 F

livebaseballscorecards.com

BOTTOM

Batter	1	2	3	4	5	6	7	8	9	10	11	12	13	AB	R	H	RBI	BB	SO	LOB
23 Michael Brantley, L (1, 8) OBP: 0.381, SLG: 0.385	C SI 89 X FF 90 0-1 G4-3		B SI 90 C SI 90 X FF 90 1-1 1-3 1B			C CH 78 C SI 89 X SL 80 0-2 HR	C FF 89 C SI 87 B FF 89 B CH 79 X SI 88 2-2 G4-3			X FF 96 0-0 G4-3			C FF 94 B SL 86 X SL 86 1-1 13 SH2-4 13 E 20 1B 1B	6	2	3	1	0	0	0
13 Asdrúbal Cabrera, S (1, 6) OBP: 0.333, SLG: 0.458	C SI 89 B SL 84 H SL 87 2-1 17 G6-4-3 HBP			C FF 87 B SI 88 X SI 89 1-1 G6-3		B CH 80 B CH 79 X SI 88 2-0 G4-3		S SL 86 C SL 86 F SI 84 B SL 85 S SL 84 1-3 K			C CU 76 B SI 90 X SI 88 1-1 G5-3		1 SAFE X SI 94 0-0 SH2-4 1-3	4	0	0	0	0	1	0
17 Shin-Soo Choo, L (1, 9) OBP: 0.325, SLG: 0.400	C SI 89 B FF 89 X CH 80 1-1 G6-4-3 1-2f			C CU 76 F CH 80 B FF 90 F SI 90 S SL 82 1-3 K		S SI 89 F SI 89 B FF 90 F SI 89 F SI 90 B CH 80 X SI 89 2-2 9 BB 20 1B 1B		C SI 96 S SL 85 X FF 97 0-2 P6			B SI 90 C CU 78 B SI 89 B SI 90 X SI 90 3-1 G3-1		I IN 66 I IN 70 I IN 75 I IN 74 4-0 20 1B 41 IBB IBB	5	0	1	0	1	1	1
41 Carlos Santana, S (1, 3) OBP: 0.327, SLG: 0.395		C FF 89 B CH 78 C CH 79 B FF 90 C SI 88 2-3 K		B CH 78 X SI 89 1-0 HR		1 SAFE C SI 87 T CH 79 B CH 78 F FF 91 1 SAFE C SI 89 1-3 K		F SI 96 F FF 96 B FF 96 B SL 86 S SL 86 2-3 K			C CU 78 B CU 80 B CU 79 B SI 91 F SI 91 B CU 78 4-2 20 1B BB		I IN 69 I IN 74 I IN 74 I IN 75 4-0 20 1B 1-2 IBB	4	1	1	1	2	3	1
20 Orlando Cabrera, R (1, 4) OBP: 0.308, SLG: 0.374		C FF 89 X SI 90 0-1 G5-3		C SL 81 T SL 80 X SI 90 0-2 G5-3		X SL 81 0-0 9 BB 1-2 1B			B SL 85 C SI 96 X SL 84 1-1 G2-3		1 SAFE B SI 90 X SI 90 1-0 9 DI 1-3 1B		X SL 90 0-0 1-2 2-3 3-H 1B	6	0	3	1	0	0	0
9 Jack Hannahan, L (1, 5) OBP: 0.349, SLG: 0.481		B SI 88 F FF 89 B CH 80 B SI 88 X SI 89 3-1 F7	C CH 78 F CH 79 C SI 89 0-3 K			D CH 80 B SI 89 B SI 90 C SI 89 B FF 89 4-1 1-2 2-3 BB		C SI 95 S SL 85 F SL 86 B SL 86 C SL 85 1-3 K			F SI 90 C CU 79 S CU 80 0-3 K 1-2			4	0	0	0	1	3	2
7 Matt LaPorta, R (1, 10) OBP: 0.337, SLG: 0.481			B SL 81 X FF 88 1-0 23 1B 1B		X SI 90 0-0 2B	B SL 81 S SL 81 X FF 90 1-1 F8			C SL 85 B SL 86 C SL 85 S SL 85 1-3 K			C FF 96 B FF 95 S SL 88 F SL 87 S SL 86 1-3 K		5	0	2	0	0	2	3
26 Austin Kearns, R (1, 7) OBP: 0.244, SLG: 0.194			B SI 88 C SL 84 F FF 90 S SI 89 1-3 K		B SL 82 S FF 90 X SL 83 1-1 G5-3		S FF 89 X SI 88 0-1 G5-3			C SL 84 B FF 96 S SL 85 S SL 84 1-3 K		C SL 86 B FF 95 C FF 95 B SL 86 S FF 95 2-3 K		5	0	0	0	0	3	2
6 Lou Marson, R (1, 2) OBP: 0.321, SLG: 0.375			C SI 88 F SL 82 C SI 90 0-3 K		D SI 90 S SI 89 S SI 89 F SL 91 B SL 82 B FF 91 F SI 88 C FF 90 3-3 K		S SL 81 F SI 89 B CH 79 B SL 81 B SI 88 X SI 88 3-2 G5-3			C SI 90 B SI 94 C SL 84 B SL 85 F SL 85 B SI 95 T SL 84 3-2 K		C SL 87 B FF 95 S FF 95 B SL 87 S FF 95 2-3 K		5	0	0	0	0	4	2
Inning Stats	R: 0 E: 0 K: 0 S: 5 H: 0 LOB: 0 BB: 0 P: 8	R: 0 E: 0 K: 1 S: 7 H: 0 LOB: 0 BB: 0 P: 12	R: 0 E: 0 K: 2 S: 9 H: 2 LOB: 2 BB: 0 P: 12	R: 1 E: 0 K: 1 S: 10 H: 1 LOB: 0 BB: 0 P: 13	R: 0 E: 0 K: 2 S: 11 H: 1 LOB: 1 BB: 0 P: 15	R: 1 E: 0 K: 1 S: 17 H: 3 LOB: 3 BB: 1 P: 27	R: 0 E: 0 K: 0 S: 8 H: 0 LOB: 0 BB: 0 P: 13	R: 0 E: 0 K: 2 S: 10 H: 0 LOB: 0 BB: 0 P: 13	R: 0 E: 0 K: 2 S: 9 H: 0 LOB: 0 BB: 0 P: 12	R: 0 E: 0 K: 2 S: 8 H: 0 LOB: 0 BB: 0 P: 12	R: 0 E: 0 K: 1 S: 10 H: 1 LOB: 2 BB: 1 P: 19	R: 0 E: 0 K: 3 S: 10 H: 0 LOB: 0 BB: 0 P: 15	R: 1 E: 1 K: 0 S: 4 H: 2 LOB: 3 BB: 2 P: 13	1B: 7 2B: 1 3B: 0 HR: 2 SF: 0 SAC: 1 DP: 1 HBP: 1	WP: 0 PB: 0 SB: 0 CS: 0 PA: 50						

PITCHER		IP	WLS	BF	H	R	ER	SO	BB	IBB	HBP	BLK	WP	HR	S	P	ERA	WHIP
21 Rick Porcello, R ERA: 4.25	(1, 1)	7.0		28	7	2	2	7	1	0	1	0	0	2	67	100	2.57	1.143
62 Al Alburquerque, R ERA: 2.16	(8, 1)	3.0		9	0	0	0	6	0	0	0	0	0	0	27	37	0.00	0.000
55 Daniel Schlereth, L ERA: 1.86	(11, 1)	1.0		5	1	0	0	1	1	0	0	0	0	0	10	19	0.00	2.000
60 Brayan Villarreal, R ERA: 4.5	(12, 1)	1.1	L	8	2	1	1	3	0	2	0	0	0	0	14	28	6.75	1.500

PITCHER	IP	WLS	BF	H	R	ER	SO	BB	IBB	HBP	BLK	WP	HR	S	P	ERA	WHIP

AB	44
R	3
H	10
RBI	3
BB	4
SO	17
LOB	11

Batter	1	2	3	4	5	6	7	8	9	AB	R	H	RBI	BB	SO	LOB
28 Will Rhymes, L (1, 4) OBP: 0.321, SLG: 0.235	B SI 92 B SI 92 C SI 91 C FF 92 F SI 94 X SI 92 2-2 39 SH3 32 2B 1B	X SI 91 0-0 39 G5-4-3 1-2 2-3 1B			B FF 96 C SI 92 X SI 94 1-1 ② G3		1 SAFE C SI 91 C SI 93 B SI 92 S SI 90 1-3 ② K		B FF 93 B FF 94 C FF 93 F FF 93 X FF 93 2-2 ① F8	5	1	2	0	0	1	2
39 Ramon Santiago, S (1, 6) OBP: 0.289, SLG: 0.265	X SI 92 0-0 ① SH3 1-2	C SI 91 B SI 94 C SL 84 B SL 84 F SI 93 X SI 94 2-2 ②③ G5-4-3 1-2f			H SI 96 1-0 32 FC4-6 HBP		C SI 91 F SL 82 B SL 85 B FF 93 X SL 83 2-2 ③ G4-3 1-2		B FF 94 B FF 92 B FF 93 C FF 93 B FF 94 4-1 24 1B 1-2 BB	2	0	0	0	1	0	4
32 Don Kelly, L (1, 9) OBP: 0.258, SLG: 0.367	B SI 93 X SI 93 1-0 26 FC6-4 25 PB 2-H 2B		C FF 93 S SI 93 X SL 84 0-2 ① P6		F SI 94 B FF 94 1 SAFE X FF 91 1-1 ③ FC4-6 1-2f			B SL 81 B SI 90 X FF 88 2-0 25 1B 24 HBP 13 SF8 1B	C FF 94 C SL 81 X SL 84 0-2 ② F6	5	2	2	1	0	0	3
24 Miguel Cabrera, R (1, 3) OBP: 0.460, SLG: 0.626	I IN 57 I IN 52 I IN 52 I IN 51 4-0 26 FC6-4 IBB		C SI 95 B SI 94 F SI 94 S FF 95 1-3 ② K			B SL 83 B FF 94 X SI 92 2-0 ① G5-3		F SI 94 H SI 90 1-1 25 1B 1-2 HBP	X SL 83 0-0 1-3 2-H 1B	3	0	1	1	1	1	0
26 Brennan Boesch, L (1, 10) OBP: 0.382, SLG: 0.438	C SL 82 F SL 84 B SI 95 X SI 94 1-2 ② FC6-4 25 PB 1-2f 2-3		C SL 84 F SI 95 F FF 96 F SL 86 B SI 95 F SI 92 S FF 96 1-3 ③ K			F SL 83 C SL 84 B SI 95 B FF 97 B SI 94 X SL 81 3-2 25 S 1B		C SL 86 S SL 86 S FF 86 0-3 ① K	X SL 81 0-0 ③ F8	5	0	1	0	0	2	6
25 Ryan Raburn, R (1, 7) OBP: 0.296, SLG: 0.444	C SL 82 S SL 85 B SI 93 F SL 84 B SI 93 X SL 84 2-2 ③ F9 1-2 3-H			X SI 93 0-0 ① P3		C SL 81 S SI 91 B SI 95 F SI 93 B SL 85 B SI 91 S SL 84 3-3 ② K 1-2		B CH 82 B CH 82 S CH 82 B CH 83 X CH 82 3-1 1-2 2-3 1B		4	0	1	0	0	1	2
13 Alex Avila, L (1, 2) OBP: 0.337, SLG: 0.519		B SI 92 B SI 94 C SI 93 X SI 93 2-1 ① G4-3		B SI 95 C SI 93 C SL 84 F SI 95 B FF 96 S SI 94 2-3 ② K		S SL 82 B SL 83 C SI 93 D SL 86 C SL 82 2-3 ③ K		X FF 85 0-0 ② SF8 3-H		3	0	0	1	0	2	1
15 Brandon Inge, R (1, 5) OBP: 0.260, SLG: 0.315		C SL 83 X SI 93 0-1 28 1B 14 BB 1B		B SL 85 B SL 83 S SI 93 F SI 95 X SL 86 2-2 ③ G5-3			B SI 92 F SL 78 X SL 83 1-1 ① G6-3	F FC 86 C CU 77 B CU 73 F CU 76 B FC 86 F CU 76 S FC 87 2-3 ③ K		4	0	1	0	0	1	2
14 Austin Jackson, R (1, 8) OBP: 0.269, SLG: 0.269		B SI 94 S SI 92 B SI 92 C SI 92 B SL 84 B SI 92 4-2 28 1B 1-2 BB			B SI 95 B SI 94 C SI 93 F FF 92 F SI 95 C SI 93 2-3 ① K		X SI 93 0-0 39 S 1B		B FF 92 C FF 92 B FF 93 X FF 93 2-1 39 BB 24 1B 1B	3	1	2	0	1	1	0
Inning Stats	R: 2 E: 0 K: 0 S: 13 H: 2 LOB: 1 BB: 1 P: 23	R: 0 E: 0 K: 0 S: 11 H: 2 LOB: 2 BB: 1 P: 19	R: 0 E: 0 K: 2 S: 12 H: 0 LOB: 0 BB: 0 P: 14	R: 0 E: 0 K: 1 S: 8 H: 0 LOB: 0 BB: 0 P: 12	R: 0 E: 0 K: 1 S: 8 H: 0 LOB: 1 BB: 0 P: 13	R: 0 E: 0 K: 2 S: 11 H: 1 LOB: 1 BB: 0 P: 21	R: 0 E: 0 K: 1 S: 9 H: 1 LOB: 1 BB: 0 P: 13	R: 1 E: 0 K: 2 S: 13 H: 2 LOB: 2 BB: 0 P: 21	R: 1 E: 0 K: 0 S: 11 H: 2 LOB: 2 BB: 1 P: 19	1B: 9 2B: 1 3B: 0 HR: 0 SF: 1 SAC: 1 DP: 1 HBP: 2						

PITCHER		IP	WLS	BF	H	R	ER	SO	BB	IBB	HBP	BLK	WP	HR	S	P	ERA	WHIP
63 Justin Masterson, R ERA: 2.25	(1, 1)	7.0		31	7	3	2	7	1	1	2	0	0	0	74	120	2.57	1.143
53 Rafael Perez, L ERA:	(8, 1)	0.2		3	1	0	0	1	0	0	0	0	0	0	6	9	0.00	1.500
37 Chad Durbin, R ERA: 8.1	(8, 1)	0.1	W	1	0	0	0	1	0	0	0	0	0	0	5	7	0.00	0.000
54 Chris Perez, R ERA: 3.0	(9, 1)	1.0	S	6	2	1	1	0	1	0	0	0	0	0	11	19	9.00	3.000

PITCHER	IP	WLS	BF	H	R	ER	SO	BB	IBB	HBP	BLK	WP	HR	S	P	ERA	WHIP

TOP

Detroit Tigers @ Cleveland Indians

Progressive Field, Cleveland, OH

Sun May 01 2011, 1:07 PM - 4:10 PM EDT

Att. 14,164 - Cloudy - 65 F

livebaseballscorecards.com

AB	34
R	4
H	10
RBI	3
BB	3
SO	9
LOB	20

WP: 0 PA: 41
PB: 1
SB: 2
CS: 0

Detroit Tigers @ Cleveland Indians

Progressive Field, Cleveland, OH

Sun May 01 2011, 1:07 PM - 4:10 PM EDT

Att. 14,164 - Cloudy - 65 F

livebaseballscorecards.com

BOTTOM

Batter	1	2	3	4	5	6	7	8	9	AB	R	H	RBI	BB	SO	LOB
24 Grady Sizemore, L (1, 8) OBP: 0.389, SLG: 0.740	B FF 88 B FF 91 C FF 91 B FF 90 S FF 91 F FF 90 F FF 91 C SL 79 3-3 K ①		M SL 76 X SL 76 0-1 G3 ①		C SL 77 F FF 89 S SL 77 0-3 K ②		F FF 94 S SL 85 S SL 84 0-3 K ②	X FF 94 0-0 G4-3 ③		5	0	0	0	0	3	3
13 Asdrúbal Cabrera, S (1, 6) OBP: 0.331, SLG: 0.459	C SL 77 X FF 92 0-1 F8 ②		C FF 90 C FF 89 B SL 78 X SL 78 1-2 G5-3 ②		X CH 79 0-0 2B		F SL 86 C FF 95 D SL 84 X FF 95 1-2 F7 ③			4	0	1	0	0	0	1
17 Shin-Soo Choo, L (1, 9) OBP: 0.322, SLG: 0.394	F FF 92 B SI 91 X SL 79 1-1 F7 ③		C SI 90 F FF 89 B SI 89 B SL 78 F FF 90 B FF 91 F FF 90 C SL 78 3-3 K ③		B SI 89 C SL 75 B FF 90 X FF 89 2-1 F8 ③			B FF 93 C FF 94 B FF 94 X FF 94 2-1 47 HBP 20 1B 1B		4	1	1	0	0	1	1
41 Carlos Santana, S (1, 2) OBP: 0.324, SLG: 0.382		F FF 89 C CH 80 F SI 89 B SL 77 F SL 79 B CH 81 X FF 92 2-2 G6-3 ①		C CH 77 B SI 88 B CH 79 B FF 90 F SI 89 B CH 81 4-2 20 G1-3 47 F8 BB		F SI 88 C SL 74 B SL 77 F CH 79 B FF 90 B SL 77 X FF 90 3-2 L8 ①		B FF 92 B CH 82 C FF 93 B CH 83 C FF 93 X FF 94 3-2 F7 ①	3	0	0	0	1	0	1
47 Shelley Duncan, R (1, 10) OBP: 0.375, SLG: 0.567		B SI 91 C FF 91 B CH 82 X CH 82 2-1 G5-3 ②		X FF 89 0-0 F8 ① 1-2		C FF 90 C SL 77 S SL 77 0-3 K ②		F SI 94 H CH 81 1-1 20 1B 23 1B HBP 1-2		3	1	0	0	0	1	1
20 Orlando Cabrera, R (1, 4) OBP: 0.324, SLG: 0.382		C FF 90 B FF 90 X SI 90 1-1 23 1B 7 2B 1B		B CH 79 X CH 81 1-0 G1-3 ② 2-3		B FF 90 B CH 79 B FF 90 C CH 86 B CH 86 4-1 23 E BB		B FF 94 B FF 93 X FF 93 2-0 23 1B 7 SF7 1B 1-2 2-H		3	2	2	1	1	0	1
23 Michael Brantley, L (1, 7) OBP: 0.394, SLG: 0.394		B FF 90 X SI 90 1-0 7 2B 1B 1-3		B SL 77 B SL 77 B SI 90 H CH 87 4-0 HBP		1 SAFE C SL 74 C SL 75 F SL 76 F SL 77 X SL 78 0-2 G1-3 ③ 1-2		C CH 82 X CH 84 0-1 8 S 1-3 2-H 1B		3	1	2	1	0	0	1
7 Matt LaPorta, R (1, 3) OBP: 0.344, SLG: 0.513		S CH 81 B CH 80 X FF 90 1-1 1-H 3-H 2B		B CH 78 X FF 90 1-0 P3 ③			F FF 94 B SL 85 B SL 83 X FF 92 2-1 8 SH1-4 2B	F FF 93 X SL 84 0-1 SF7 ② 3-H		3	0	2	3	0	0	2
8 Adam Everett, R (1, 5) OBP: 0.455, SLG: 0.333		B FF 90 C FF 89 B CH 80 X FF 90 2-1 F9 ③			B SI 88 C SI 89 B FF 89 X SI 88 2-1 F8 ①		X FF 92 0-0 SH1-4 ① 2-3	B FF 93 C FF 94 B FF 94 B SI 94 C FF 93 B FF 94 4-2 1-2 BB		2	0	0	0	1	0	1
Inning Stats	R: 0 E: 0 K: 1 S: 9 H: 0 LOB: 0 BB: 0 P: 13	R: 2 E: 0 K: 0 S: 14 H: 3 LOB: 1 BB: 0 P: 23	R: 0 E: 0 K: 1 S: 10 H: 0 LOB: 0 BB: 0 P: 14	R: 0 E: 0 K: 0 S: 5 H: 0 LOB: 2 BB: 1 P: 15	R: 0 E: 0 K: 1 S: 8 H: 1 LOB: 1 BB: 0 P: 12	R: 0 E: 1 K: 1 S: 13 H: 0 LOB: 1 BB: 1 P: 20	R: 0 E: 0 K: 1 S: 9 H: 1 LOB: 1 BB: 0 P: 12	R: 3 E: 0 K: 0 S: 14 H: 3 LOB: 2 BB: 1 P: 26		1B: 5 2B: 3 3B: 0 HR: 0 SF: 1 SAC: 1 DP: 0 HBP: 2						

PITCHER		IP	WLS	BF	H	R	ER	SO	BB	IBB	HBP	BLK	WP	HR	S	P	ERA	WHIP
40 Phil Coke, L ERA: 4.5	(1, 1)	6.0		25	4	2	2	4	2	0	1	0	0	0	59	97	3.00	1.000
45 Ryan Perry, R ERA: 6.35	(7, 1)	1.0		4	1	0	0	1	0	0	0	0	0	0	9	12	0.00	1.000
53 Joaquín Benoit, R ERA: 8.18	(8, 1)	0.2	L	7	3	3	3	0	1	0	1	0	0	0	13	25	40.50	6.000
60 Brayan Villarreal, R ERA: 4.38	(8, 1)	0.1		1	0	0	0	0	0	0	0	0	0	0	1	1	0.00	0.000

PITCHER	IP	WLS	BF	H	R	ER	SO	BB	IBB	HBP	BLK	WP	HR	S	P	ERA	WHIP

AB	30
R	5
H	8
RBI	5
BB	3
SO	5
LOB	12

WP: 0 PB: 0 SB: 1 CS: 0 PA: 37

Cleveland Indians @ Oakland Athletics

Oakland Coliseum, Oakland, CA

Tue May 03 2011, 7:11 PM - 10:03 PM PDT

Att. 10,135 - Clear - 66 F

livebaseballscorecards.com

Batter	1	2	3	4	5	6	7	8	9	AB	R	H	RBI	BB	SO	LOB
24 Grady Sizemore, L (1, 8) OBP: 0.373, SLG: 0.685	B SI 90 C CH 88 B CH 85 B SI 92 F FF 90 X SI 90 3-2 ① F8		X FF 93 0-0 ② P5		C FF 92 1 SAFE D SL 86 1-1 ③ 2-6 1-2	F CH 85 X FF 92 0-1 ① F8	S FF 88 F SL 84 S SL 84 0-3 ③ K		H SL 73 1-0 13 1B 1-2 2-3 HBP	4	0	0	0	0	1	4
13 Asdrúbal Cabrera, S (1, 6) OBP: 0.341, SLG: 0.466	B SI 91 F SI 91 X SI 91 1-1 17 FC4-6 1B		F FF 93 D SI 93 C SL 84 F SL 84 F SI 92 D SL 84 X SI 93 2-2 1-3 1B			C SI 92 B CH 86 C SL 84 B SL 85 S CH 85 2-3 ② K		X SL 82 0-0 ① F8	B B X 2-0 1-2 2-H 3-H 1B	5	0	3	2	0	1	0
17 Shin-Soo Choo, L (1, 9) OBP: 0.317, SLG: 0.380	X SI 91 0-0 ② FC4-6 1-2f		D CH 85 F CH 85 1 SAFE X FF 91 1-1 ③ L7			B SL 84 B SI 93 B CH 87 C SI 92 X SI 91 3-1 ③ G4-3		C FF 87 F SL 84 F FF 88 B SL 84 B SL 82 B SL 83 B SL 84 4-2 BB	B FF 92 X FF 92 1-0 ② P5	4	0	0	0	1	0	5
41 Carlos Santana, S (1, 2) OBP: 0.327, SLG: 0.383	C FF 91 1 SAFE B FF 92 1 SAFE S SL 83 T CH 84 1-2 ③ K			B SI 92 S CH 85 B SI 91 B SI 91 X CH 85 3-1 47 G6-4-3 1B			C SL 85 B FF 92 C FF 93 B CH 87 X FF 93 2-2 23 1B 7 1B	1 SAFE 1 SAFE B SL 82 C FF 86 1 SAFE 1 SAFE S SL 81 X SL 83 1-2 ② F8	F FF 94 F FF 93 B SL 82 F FF 94 B SL 81 X FF 94 2-2 ③ G1-2-3	5	1	2	0	0	1	4
47 Shelley Duncan, R (1, 10) OBP: 0.333, SLG: 0.500		C FF 91 B FF 92 B SL 84 S FC 92 X SL 87 2-2 ① P3		B FF 92 X SL 85 1-0 ①② G6-4-3 1-2f			C FF 93 B SI 90 B SL 85 B SL 84 X FF 92 3-1 ① F9	C SL 83 1 SAFE S SL 83 F SL 84 F FF 87 S SL 83 0-3 ③ K		4	0	0	0	0	1	3
23 Michael Brantley, L (1, 7) OBP: 0.398, SLG: 0.392		B SI 91 B FF 90 B SI 91 C FF 91 X SI 92 3-1 ② L8		B CH 86 X CH 86 1-0 ③ G3			D SI 92 B SI 91 X SI 92 2-0 9 G4-3 7 1B 1-3 1B		C SI 89 B SI 90 B SL 74 C SI 90 F SI 90 F SI 90 F SI 88 B SI 90 B SI 89 4-2 7 CS BB	3	0	1	0	1	0	0
7 Matt LaPorta, R (1, 3) OBP: 0.351, SLG: 0.512		B FF 92 B FF 93 X FF 92 2-0 ③ G3			X SL 84 0-0 ① P6		D SI 92 B FF 91 B SL 86 C FF 91 X FF 92 3-1 9 G4-3 1-2 3-H 1B		1 SAFE T SI 89 1 SAFE B SI 88 B CH 72 C SI 88 X SI 90 2-2 ① 9 1B 20 1B 1-2 1B	4	1	2	1	0	0	0
9 Jack Hannahan, L (1, 5) OBP: 0.356, SLG: 0.481		C SI 91 X FF 91 0-1 13 1B 1B			C FF 91 S SL 84 C FF 92 0-3 ② K		F SL 84 B FF 91 F SL 84 X FF 91 1-2 ② G4-3 1-2 2-3		C SI 89 X SI 89 0-1 24 HBP 20 1B 13 1B 1-3 1B	4	1	2	0	0	1	2
8 Adam Everett, R (1, 4) OBP: 0.458, SLG: 0.350 48 Travis Hafner, L (7, PH) OBP: 0.400, SLG: 0.566 20 Orlando Cabrera, R (7, PR) OBP: 0.330, SLG: 0.388 (7, 4)			B SL 89 B FF 92 B FF 91 C FF 90 F FF 91 X FF 91 3-2 ① P5		C FF 92 B SL 87 B SI 93 C SL 85 F CH 85 X FF 93 2-2 24 2-6 1B		B FF 87 B SL 83 S SL 83 B SL 83 B SL 83 4-1 BB		C CH 72 1 SAFE X SI 88 0-1 24 HBP 13 1B 1-2 3-H 1B	2 0 1	0 0 1	1 0 1	0 0 1	0 1 0	0 0 0	1 0 0
Inning Stats	R: 0 H: 1 E: 0 LOB: 1 K: 1 BB: 0 S: 9 P: 14	R: 0 H: 0 E: 0 LOB: 0 K: 0 BB: 0 S: 6 P: 13	R: 0 H: 2 E: 0 LOB: 2 K: 0 BB: 0 S: 13 P: 19	R: 0 H: 1 E: 0 LOB: 0 K: 0 BB: 0 S: 4 P: 9	R: 0 H: 1 E: 0 LOB: 1 K: 1 BB: 0 S: 9 P: 12	R: 0 H: 0 E: 0 LOB: 0 K: 1 BB: 0 S: 7 P: 12	R: 1 H: 3 E: 0 LOB: 3 K: 1 BB: 1 S: 15 P: 30	R: 0 H: 0 E: 0 LOB: 1 K: 1 BB: 1 S: 12 P: 17	R: 3 H: 4 E: 0 LOB: 2 K: 0 BB: 1 S: 18 P: 30	1B: 12 2B: 0 3B: 0 HR: 0	SF: 0 SAC: 0 DP: 1 HBP: 1	WP: 0 PB: 0 SB: 0 CS: 1	PA: 40				

TOP

AB	36
R	4
H	12
RBI	4
BB	3
SO	5
LOB	19

PITCHER		IP	WLS	BF	H	R	ER	SO	BB	IBB	HBP	BLK	WP	HR	S	P	ERA	WHIP
66 Tyson Ross, R ERA: 2.38	(1, 1)	6.1		26	8	1	1	3	0	0	0	0	0	0	56	97	1.42	1.263
56 Craig Breslow, L ERA: 3.6	(7, 1)	0.1		1	0	0	0	0	0	0	0	0	0	0	3	4	0.00	0.000
48 Michael Wuertz, R ERA:	(7, 1)	1.1		6	0	0	0	2	2	0	0	0	0	0	16	25	0.00	1.500
57 Brian Fuentes, L ERA: 5.28	(9, 1)	0.1	L	6	4	3	3	0	1	0	1	0	0	0	13	22	81.00	15.000
29 David Purcey, L ERA: 4.32	(9, 1)	0.2		2	0	0	0	0	0	0	0	0	0	0	5	8	0.00	0.000

PITCHER	IP	WLS	BF	H	R	ER	SO	BB	IBB	HBP	BLK	WP	HR	S	P	ERA	WHIP

Batter	1	2	3	4	5	6	7	8	9	AB	R	H	RBI	BB	SO	LOB
4 Coco Crisp, S (1, 8) OBP: 0.287, SLG: 0.430	C FF 91 M SI 93 C SI 93 0-3 ① K		X CH 86 0-0 ③ G4-3		F CH 86 B CH 87 X SI 92 1-1 ③ G4-3			X CH 83 0-0 ② L8		4	0	0	0	0	1	0
10 Daric Barton, L (1, 3) OBP: 0.336, SLG: 0.291	X SI 92 0-0 ② F7			B SI 92 X SI 92 1-0 55 G1-3, 12 1B, 8 G5-3 1B		C CH 85 C SL 86 B CH 85 C SI 93 1-3 ① K		C SL 86 F CH 84 B CH 86 X SL 86 1-2 ③ F7		4	1	1	0	0	1	0
12 David DeJesus, L (1, 9) OBP: 0.303, SLG: 0.258	B SI 93 X SI 93 1-0 ③ F7			B CH 84 X SI 91 1-0 55 G1-3 **1-2** 1B		B CH 85 X SI 91 1-0 ② G3			C FF 92 S FF 92 B FF 93 B SL 83 F FF 93 S FF 92 2-3 ① K	4	0	1	0	0	1	0
55 Hideki Matsui, L (1, 10) OBP: 0.313, SLG: 0.408		B SI 92 B CH 83 C SI 92 S CH 84 X CH 85 2-2 15 FC6-4 1B		X SI 92 0-0 ① G1-3 **1-2** **2-3**		C CH 86 X CH 86 0-1 1B			F FF 93 S FF 94 X FF 93 0-2 ② P5	4	0	2	0	0	0	2
8 Kurt Suzuki, R (1, 2) OBP: 0.330, SLG: 0.389		C SI 90 B SL 86 B SL 86 X SI 91 2-1 ① L5		B SL 86 B SI 92 B SL 86 C SI 92 X SI 92 3-1 ② G5-3 3-H		S SL 86 X SL 87 0-1 ③ F9			C FF 94 B FF 92 X FF 92 1-1 ③ F9	4	0	0	1	0	0	3
15 Ryan Sweeney, L (1, 7) OBP: 0.389, SLG: 0.379	C SI 91 X SI 91 0-1 ② FC6-4 **1-2f**			B SI 86 B CH 85 B SI 92 C SI 92 B SI 92 4-1 BB			C CH 85 S SL 85 B SI 92 X CH 84 1-2 14 FC5-4 1B			2	0	1	0	1	0	1
14 Mark Ellis, R (1, 4) OBP: 0.218, SLG: 0.276	L SI 91 F SI 91 B SL 86 B SL 88 X SL 86 2-2 ③ F9			B SL 86 B SI 91 F SI 91 F SI 92 F SI 93 F SI 91 C SL 86 2-3 ③ K			X SL 84 0-0 ① FC5-4 21 CS **1-2f**			3	0	0	0	0	1	4
21 Andy LaRoche, R (1, 5) OBP: 0.375, SLG: 0.432			C SI 91 C SL 85 S SL 85 0-3 ① K		C B B S B SI 92 F SI 90 X SI 91 3-2 ① G5-3		B SL 86 B SL 85 C SI 90 1 SAFE C SI 89 F SL 86 F SL 85 B SI 91 S SI 90 3-3 ②③ K **1-2**			3	0	0	0	0	2	1
2 Cliff Pennington, S (1, 6) OBP: 0.278, SLG: 0.303			C SI 91 B SL 85 F SI 92 X CH 84 1-2 ② G4-3		F SI 92 S SI 91 B SI 91 X CH 84 1-2 ② F9			B CH 83 X SI 90 1-0 ① G4-3		3	0	0	0	0	0	0
Inning Stats	R: 0 H: 0 E: 0 LOB: 0 K: 1 BB: 0 S: 5 P: 6	R: 0 H: 1 E: 0 LOB: 1 K: 0 BB: 0 S: 10 P: 16	R: 0 H: 0 E: 0 LOB: 0 K: 1 BB: 0 S: 7 P: 8	R: 1 H: 2 E: 0 LOB: 2 K: 1 BB: 1 S: 11 P: 22	R: 0 H: 0 E: 0 LOB: 0 K: 0 BB: 0 S: 9 P: 14	R: 0 H: 1 E: 0 LOB: 1 K: 1 BB: 0 S: 8 P: 10	R: 0 H: 1 E: 0 LOB: 1 K: 1 BB: 0 S: 9 P: 13	R: 0 H: 0 E: 0 LOB: 0 K: 0 BB: 0 S: 5 P: 7	R: 0 H: 0 E: 0 LOB: 0 K: 1 BB: 0 S: 9 P: 12	1B: 5 SF: 0 2B: 1 SAC: 0 3B: 0 DP: 1 HR: 0 HBP: 0						

PITCHER		IP	WLS	BF	H	R	ER	SO	BB	IBB	HBP	BLK	WP	HR	S	P	ERA	WHIP
55 Roberto Hernandez, R ERA: 4.43	(1, 1)	8.0	W	29	5	1	1	5	1	0	0	0	0	0	64	96	1.12	0.750
54 Chris Perez, R ERA: 2.77	(9, 1)	1.0	S	3	0	0	0	1	0	0	0	0	0	0	9	12	0.00	0.000

PITCHER	IP	WLS	BF	H	R	ER	SO	BB	IBB	HBP	BLK	WP	HR	S	P	ERA	WHIP

BOTTOM

Cleveland Indians @ Oakland Athletics

Oakland Coliseum, Oakland, CA

Tue May 03 2011, 7:11 PM - 10:03 PM PDT

Att. 10,135 - Clear - 66 F

livebaseballscorecards.com

AB	31
R	1
H	5
RBI	1
BB	1
SO	6
LOB	11

WP: 0	PA: 32		
PB: 0			
SB: 0			
CS: 1			

Cleveland Indians @ Oakland Athletics

Oakland Coliseum, Oakland, CA

Wed May 04 2011, 7:08 PM - 9:30 PM PDT

Att. 13,872 - Clear - 76 F

livebaseballscorecards.com

Batter	1	2	3	4	5	6	7	8	9	AB	R	H	RBI	BB	SO	LOB
24 Grady Sizemore, L (1, 8) OBP: 0.359, SLG: 0.661	B SI 91 F SI 90 C CH 81 X KC 80 1-2 ① G3		C CH 76 F SI 89 B CH 77 X SI 88 1-2 48 1B 2B		B CH 77 X SI 88 1-0 ① G3		F SI 85 B KC 77 B CH 76 F SI 86 S KC 79 2-3 ② K		B FF 92 F FF 93 S CU 81 C FF 93 1-3 ② K	5	1	1	0	0	2	1
13 Asdrúbal Cabrera, S (1, 6) OBP: 0.328, SLG: 0.446	B SI 89 X SI 85 1-0 ② G4-3		F SI 90 B CH 81 B CH 81 F SI 88 X CH 79 2-2 ① F7		X SI 88 0-0 ② F8		B KC 80 B SI 89 X CH 80 2-0 ③ G4-3		B FF 92 B FF 93 B SI 91 C FF 90 X SI 92 3-1 ③ F8	5	0	0	0	0	0	2
17 Shin-Soo Choo, L (1, 9) OBP: 0.323, SLG: 0.373	C SI 91 B FF 92 B CH 82 F CH 81 B SI 91 B SI 91 4-2 BB		F CH 79 B SI 89 C SI 89 F SI 90 C SI 90 1-3 ② K		C SI 88 B KC 79 F CH 80 F SI 89 B KC 79 B SI 90 B CH 80 4-2 41 WP BB			B FF 93 F FF 92 F SI 93 B SL 80 F FF 94 B FF 94 F FF 93 F FF 93 X SI 93 3-2 ① G4-3		2	0	0	0	2	1	1
41 Carlos Santana, S (1, 2) OBP: 0.325, SLG: 0.371	C SI 89 1 SAFE D CH 80 X SI 85 1-1 ③ G4-3		B CH 78 C CH 83 B KC 79 B SI 88 B SI 88 4-1 48 1B BB		C SI 89 D CH 79 S SI 86 1 SAFE B CH 80 X SI 89 2-2 ③ G5-3 1-2			C SI 93 C SL 82 B FF 93 X FF 95 1-2 ② G5-3		3	0	0	0	1	0	2
48 Travis Hafner, L (1, 10) OBP: 0.404, SLG: 0.563 8 Adam Everett, R (8, PR) OBP: 0.458, SLG: 0.350 (8, 10)		B SI 87 F SI 89 B CH 76 X CH 80 2-1 ① G4-3	C SI 86 S CH 77 X CH 73 0-2 20 FC6-4 1B 1-3 2-H			C KC 75 KC 77 B SI 88 F CH 76 B KC 79 S CH 79 2-3 ① K		B SL 80 C FF 94 F FF 93 X SL 81 1-2 20 1B 1B		4	0	2	1	0	1	0
										0	0	0	0	0	0	0
20 Orlando Cabrera, R (1, 4) OBP: 0.327, SLG: 0.383		F FF 90 B SI 88 B SI 90 B SI 89 C CH 84 X SI 89 3-2 ② G6-3	C CH 80 X SI 89 0-1 ③ FC6-4 1-2f			B SL 82 X SI 89 1-0 ② G1-3		B SI 85 X SI 85 1-0 1-2 1B		4	0	1	0	0	0	2
23 Michael Brantley, L (1, 7) OBP: 0.402, SLG: 0.396		C SI 86 B FF 90 X CH 81 1-1 7 1B 1B		C CH 85 F KC 76 B SI 87 F CH 73 B SI 90 S KC 78 2-3 ① K		B KC 77 X FF 88 1-0 7 WP 1B		B SI 86 B SI 84 C SI 86 F SI 87 X CH 76 2-2 ③ G3		4	0	2	0	0	1	2
7 Matt LaPorta, R (1, 3) OBP: 0.347, SLG: 0.500		S SI 88 1 SAFE D SI 90 X SI 87 1-1 1-2 1B		C SL 82 B SI 87 C CH 77 B SI 90 B KC 76 X CH 79 3-2 ② G3		S SL 83 B SI 90 1 SAFE F CH 80 1 SAFE B SI 90 B KC 81 S CH 79 3-3 ③ K 1-2			F FF 92 F SL 85 C FF 93 0-3 ① K	4	0	1	0	0	2	1
9 Jack Hannahan, L (1, 5) OBP: 0.351, SLG: 0.464		F SI 90 S CH 79 B SI 90 B SI 90 D CH 81 X SI 90 3-2 ③ L7		X CH 78 0-0 ③ G3			C KC 76 B KC 78 X SI 86 1-1 ① G1-3		F FF 92 S SL 87 B SL 88 B FF 94 B SI 88 B FF 93 4-2 BB	3	0	0	0	1	0	2
Inning Stats	R: 0 E: 0 K: 0 S: 8 H: 0 LOB: 1 BB: 1 P: 15	R: 0 E: 0 K: 0 S: 12 H: 2 LOB: 2 BB: 0 P: 22	R: 1 E: 0 K: 1 S: 16 H: 2 LOB: 2 BB: 1 P: 24	R: 0 E: 0 K: 1 S: 8 H: 0 LOB: 0 BB: 0 P: 13	R: 0 E: 0 K: 0 S: 8 H: 0 LOB: 1 BB: 1 P: 15	R: 0 E: 0 K: 2 S: 9 H: 1 LOB: 1 BB: 0 P: 16	R: 0 E: 0 K: 1 S: 6 H: 0 LOB: 0 BB: 0 P: 11	R: 0 E: 0 K: 0 S: 16 H: 2 LOB: 2 BB: 0 P: 24	R: 0 E: 0 K: 2 S: 10 H: 0 LOB: 1 BB: 1 P: 18	1B: 6 2B: 1 3B: 0 HR: 0 SF: 0 SAC: 0 DP: 0 HBP: 0						

TOP

AB	34
R	1
H	7
RBI	1
BB	4
SO	7
LOB	13

WP: 2 PA: 38
PB: 0
SB: 0
CS: 0

PITCHER		IP	WLS	BF	H	R	ER	SO	BB	IBB	HBP	BLK	WP	HR	S	P	ERA	WHIP
53 Trevor Cahill, R ERA: 1.79	(1, 1)	7.0	W	29	5	1	1	5	3	0	0	0	2	0	67	116	1.29	1.143
29 David Purcey, L ERA: 4.0	(8, 1)	0.2	H	3	1	0	0	0	0	0	0	0	0	0	12	17	0.00	1.500
31 Brad Ziegler, R ERA:	(8, 1)	0.1	H	2	1	0	0	0	0	0	0	0	0	0	4	7	0.00	3.000
50 Grant Balfour, R ERA: 2.08	(9, 1)	1.0	S	4	0	0	0	2	1	0	0	0	0	0	10	18	0.00	1.000

PITCHER		IP	WLS	BF	H	R	ER	SO	BB	IBB	HBP	BLK	WP	HR	S	P	ERA	WHIP

BOTTOM

Cleveland Indians @ Oakland Athletics

Oakland Coliseum, Oakland, CA

Wed May 04 2011, 7:08 PM - 9:30 PM PDT

Att. 13,872 - Clear - 76 F

livebaseballscorecards.com

Batter	1	2	3	4	5	6	7	8	9	AB	R	H	RBI	BB	SO	LOB
4 Coco Crisp, S (1, 8) OBP: 0.286, SLG: 0.423	F FF 84 B CH 81 B FF 88 C FF 87 X FF 89 2-2 ① F8		B CH 80 X CH 82 1-0 ③ G4-3			C CH 84 X CH 80 0-1 ② G4-3		X CH 81 0-0 1-2 3-H 1B		4	0	1	1	0	0	0
12 David DeJesus, L (1, 9) OBP: 0.313, SLG: 0.330	C FF 88 C FC 85 X FF 90 0-2 HR			B SI 85 S CH 80 B CH 82 X SI 86 2-1 HR		C FC 83 B CU 74 C CH 80 B CU 76 S FC 84 2-3 ③ K		D FF 91 B FF 90 2 SAFE F SL 80 2 SAFE 2-1 ③ CS 2-3		3	2	2	2	0	1	0
28 Conor Jackson, R (1, 3) OBP: 0.333, SLG: 0.385	C FF 90 T FC 84 B FC 86 X CU 77 1-2 ② G6-3			B FC 84 B FC 84 C FF 88 F FF 89 X FC 85 2-2 ① G6-3			B FC 82 B FC 83 B FF 86 C FF 87 C FF 86 F FF 86 F FF 87 C FF 87 3-3 ① K			3	0	0	0	0	1	0
16 Josh Willingham, R (1, 7) OBP: 0.321, SLG: 0.448	C FC 84 S FC 85 X CU 76 0-2 ③ G5-3			B FC 85 B FC 85 C FF 90 C FF 89 S FF 90 2-3 ② K			X FC 85 0-0 ② F9			3	0	0	0	0	1	0
55 Hideki Matsui, L (1, 10) OBP: 0.304, SLG: 0.396		B FF 86 S CH 78 X CH 78 1-1 ① G5-3		B CH 80 X FF 86 1-0 ③ F8			C FC 86 X CH 83 0-1 ③ G5-3			3	0	0	0	0	0	0
11 Landon Powell, S (1, 2) OBP: 0.367, SLG: 0.320		B FF 87 C FF 86 C FC 83 C FF 89 1-3 ② K			X CH 81 0-0 ① P4			C FF 85 B CH 82 C FF 87 B CU 74 X FF 87 2-2 ① L9		3	0	0	0	0	1	0
14 Mark Ellis, R (1, 4) OBP: 0.212, SLG: 0.269		C FF 88 F FF 89 X FC 84 0-2 ③ F9			C SI 86 B FF 88 X FC 82 1-1 ② F9			C FC 82 X FC 83 0-1 E5 2 1B 4 1B		3	1	0	0	0	0	0
21 Andy LaRoche, R (1, 5) OBP: 0.353, SLG: 0.404			C SI 87 S FC 82 B FC 82 F FF 89 X CU 75 1-2 ① G6-3		C FF 86 C FF 89 X FF 89 0-2 ③ F8			S FC 81 1 SAFE F FC 81 B CU 74 F FC 82 S FC 82 1-3 ② K		3	0	0	0	0	1	1
2 Cliff Pennington, S (1, 6) OBP: 0.280, SLG: 0.304			B FF 88 C FF 87 F CH 80 X CU 75 1-2 ② F7			X 0-0 ① G4-3		F CH 80 C FF 86 D CU 75 B FF 87 B FC 82 F FC 83 F FF 88 F FC 83 X FC 82 3-2 12 CS 4 1B 1-3 1B		3	0	1	0	0	0	0
Inning Stats	R: 1 E: 0 K: 0 S: 12 H: 1 LOB: 0 BB: 0 P: 15	R: 0 E: 0 K: 1 S: 8 H: 0 LOB: 0 BB: 0 P: 10	R: 0 E: 0 K: 0 S: 8 H: 0 LOB: 0 BB: 0 P: 11	R: 1 E: 0 K: 1 S: 9 H: 1 LOB: 0 BB: 0 P: 16	R: 0 E: 0 K: 0 S: 6 H: 0 LOB: 0 BB: 0 P: 7	R: 0 E: 0 K: 1 S: 6 H: 0 LOB: 0 BB: 0 P: 8	R: 0 E: 0 K: 1 S: 8 H: 0 LOB: 0 BB: 0 P: 11	R: 1 E: 1 K: 1 S: 17 H: 2 LOB: 1 BB: 0 P: 25		1B: 2 2B: 0 3B: 0 HR: 2 SF: 0 SAC: 0 DP: 0 HBP: 0						

	AB	28
	R	3
	H	4
	RBI	3
	BB	0
	SO	5
	LOB	1

WP: 0 PA: 29
PB: 0
SB: 0
CS: 1

PITCHER		IP	WLS	BF	H	R	ER	SO	BB	IBB	HBP	BLK	WP	HR	S	P	ERA	WHIP
43 Josh Tomlin, R ERA: 2.43	(1, 1)	7.2	L	27	3	3	2	5	0	0	0	0	0	2	72	99	2.35	0.391
49 Tony Sipp, L ERA: 2.03	(8, 1)	0.1		1	1	0	0	0	0	0	0	0	0	0	2	4	0.00	3.000

PITCHER		IP	WLS	BF	H	R	ER	SO	BB	IBB	HBP	BLK	WP	HR	S	P	ERA	WHIP

Batter	1	2	3	4	5	6	7	8	9	10	11	12	AB	R	H	RBI	BB	SO	LOB
23 Michael Brantley, L (1, 8) OBP: 0.390, SLG: 0.383	C FF 90 X SI 90 0-1 ① G5-3			C SL 79 B SL 80 X SI 90 1-1 ① G4-3		1 SAFE L FF 89 B SL 79 X KC 79 1-1 ① 13 1B 1-3 1B		B SI 87 X SI 90 1-0 ① G6-3			B SI 88 X SI 89 1-0 ① F8	C SL 82 F SI 89 S CU 71 0-3 ③ K	6	1	1	0	0	1	2
13 Asdrúbal Cabrera, S (1, 6) OBP: 0.331, SLG: 0.444	F SI 91 X SL 82 0-1 ② G6-3			C KC 74 S SL 81 B FF 92 T SL 83 1-2 ② K		X SL 79 0-0 ③ 17 BLK 48 1B 2-H 3-H 1B		C FF 89 B FF 89 L SL 80 F SL 80 S SL 82 1-3 ② K			B CH 74 C SI 88 F SI 89 B SI 89 X CH 74 2-2 1B		5	0	2	2	0	2	1
17 Shin-Soo Choo, L (1, 9) OBP: 0.311, SLG: 0.357	B SL 81 C SL 81 F SI 92 F FF 94 B SL 83 X FF 93 2-2 ③ G4-3			X SI 92 0-0 ③ G6-3		1 SAFE 1 SAFE S SI 88 B FF 88 S SL 79 T SI 90 1-2 ① K 1-2		C SL 80 F FF 89 F SI 91 X SL 82 0-2 ③ G4-3			D SI 90 1 SAFE X SI 89 1-0 ② F9		5	0	0	0	0	1	3
47 Shelley Duncan, R (1, 3) OBP: 0.308, SLG: 0.459 7 Matt LaPorta, R (8, 3) OBP: 0.340, SLG: 0.489		C SI 88 X KC 76 0-1 ① F9			F KC 74 F SL 81 B SL 81 X FF 92 1-2 ① L8	D SL 78 X SI 87 1-0 ② F8			C KC 73 F SL 79 B SL 80 X SL 80 1-2 ① G6-3		1 SAFE 1 SAFE B CH 75 X SI 89 1-0 ③ F9		3 2	0 0	0 0	0 0	0 0	0 0	1 1
48 Travis Hafner, L (1, 10) OBP: 0.404, SLG: 0.553		C FF 92 B SL 83 B SL 82 F SI 92 X SL 82 2-2 ② G4-3			X SI 92 0-0 ② 26 1B 1B	X SL 80 0-0 ③ 2-H 1B			B SL 79 B SL 80 C SL 79 B FF 93 C SL 80 X SL 82 3-2 ② G4-3			B FF 89 C SL 84 B SL 83 F FF 89 C FF 91 2-3 ① K	5	0	2	0	0	1	0
20 Orlando Cabrera, R (1, 4) OBP: 0.322, SLG: 0.375		C FF 93 C SL 82 B FF 92 F SL 82 F SL 82 F SL 82 B FF 93 S SL 81 2-3 ③ K			C KC 74 B FF 91 B FF 90 C SL 79 F SL 82 F FF 93 F SL 81 F SL 82 S FF 92 2-3 ② K		X CH 79 0-0 ① P4		S KC 75 X SL 83 0-1 ③ F9			C FF 90 F SL 84 B FF 91 B FF 92 X SL 84 2-2 9 1B 26 BB 1B	5	1	1	0	0	2	1
26 Austin Kearns, R (1, 7) OBP: 0.261, SLG: 0.200			C KC 74 X SI 90 0-1 ① F8		C SL 79 B FF 93 B FF 92 X SL 79 2-1 1-2 1B		B FF 87 C KC 76 B SL 80 F KC 78 B FF 90 X SL 79 3-2 ② G5-3			X SL 84 0-0 ① L8		B FF 90 F FF 89 1 SAFE D SL 84 B FF 88 B FF 88 4-1 6 CS 9 1B 1-2 BB	4	0	1	0	1	0	0
9 Jack Hannahan, L (1, 5) OBP: 0.343, SLG: 0.449			B SL 81 C SI 90 B SI 91 C SL 81 X SI 93 2-2 ② G4-3		B SL 80 X SI 90 1-0 ③ G3		B KC 73 B SL 80 X SI 90 2-0 ③ P2			B FF 88 B SL 84 S SL 83 X SL 85 2-1 ② F8		B SL 84 B FF 90 B FF 89 C FF 89 C FF 89 X FF 90 3-2 6 CS 6 1B 1-2 2-H 1B	5	1	1	1	0	0	2
6 Lou Marson, R (1, 2) OBP: 0.364, SLG: 0.483			B FF 93 F FF 93 C SL 82 X SL 81 1-2 ③ G4-3			B KC 72 B FF 89 X FF 90 2-0 23 1B 13 1B 1B		C KC 76 B KC 79 X FF 91 1-1 3B			C SL 83 S SL 84 X SL 84 0-2 ③ G6-3	B SI 90 S SL 84 B FF 91 S FF 91 X SL 86 2-2 ② 1-H 2-3 1B	5	1	3	1	0	0	0
Inning Stats	R: 0 E: 0 K: 0 S: 8 H: 0 LOB: 0 BB: 0 P: 10	R: 0 E: 0 K: 1 S: 11 H: 0 LOB: 0 BB: 0 P: 15	R: 0 E: 0 K: 0 S: 8 H: 0 LOB: 0 BB: 0 P: 11	R: 0 E: 0 K: 1 S: 6 H: 0 LOB: 0 BB: 0 P: 8	R: 0 E: 0 K: 1 S: 14 H: 2 LOB: 2 BB: 0 P: 20	R: 2 E: 0 K: 1 S: 9 H: 4 LOB: 2 BB: 0 P: 14	R: 0 E: 0 K: 0 S: 5 H: 0 LOB: 0 BB: 0 P: 10	R: 0 E: 0 K: 1 S: 11 H: 1 LOB: 1 BB: 0 P: 14	R: 0 E: 0 K: 0 S: 8 H: 0 LOB: 0 BB: 0 P: 12	R: 0 E: 0 K: 0 S: 6 H: 0 LOB: 0 BB: 0 P: 8	R: 0 E: 0 K: 0 S: 6 H: 1 LOB: 1 BB: 0 P: 11	R: 2 E: 0 K: 2 S: 16 H: 3 LOB: 1 BB: 1 P: 29	1B: 10 2B: 0 3B: 1 HR: 0 SF: 0 SAC: 0 DP: 0 HBP: 0	WP: 0 PB: 0 SB: 0 CS: 2 PA: 46						

PITCHER	IP	WLS	BF	H	R	ER	SO	BB	IBB	HBP	BLK	WP	HR	S	P	ERA	WHIP
49 Brett Anderson, L (1, 1) ERA: 2.77	9.0		33	7	2	2	5	0	0	0	1	0	0	80	114	2.00	0.778
48 Michael Wuertz, R (10, 1) ERA:	1.0		3	0	0	0	0	0	0	0	0	0	0	6	8	0.00	0.000
57 Brian Fuentes, L (11, 1) ERA: 4.96	1.0		4	1	0	0	0	0	0	0	0	0	0	6	11	0.00	1.000
56 Craig Breslow, L (12, 1) ERA: 5.06	0.2	L	5	3	2	2	1	1	0	0	0	0	0	13	26	27.00	6.000
13 Jerry Blevins, L (12, 1) ERA: 3.97	0.1		1	0	0	0	1	0	0	0	0	0	0	3	3	0.00	0.000

PITCHER	IP	WLS	BF	H	R	ER	SO	BB	IBB	HBP	BLK	WP	HR	S	P	ERA	WHIP

Cleveland Indians @ Oakland Athletics

Oakland Coliseum, Oakland, CA

Thu May 05 2011, 12:37 PM - 4:19 PM PDT

Att. 14,353 - Sunny - 77 F

TOP

livebaseballscorecards.com

AB	45
R	4
H	11
RBI	4
BB	1
SO	7
LOB	11

Cleveland Indians @ Oakland Athletics

Oakland Coliseum, Oakland, CA

Thu May 05 2011, 12:37 PM - 4:19 PM PDT

Att. 14,353 - Sunny - 77 F

livebaseballscorecards.com

Batter	1	2	3	4	5	6	7	8	9	10	11	12	AB	R	H	RBI	BB	SO	LOB
12 David DeJesus, L (1, 9) OBP: 0.314, SLG: 0.317	C SI 88 B SI 90 C SL 82 B SL 85 B SI 90 B SI 90 4-2 10 G1-6-3 BB		B CH 83 X SI 90 1-0 G5-3 ②		B FF 90 B SL 82 C CH 81 B SI 89 C SI 90 F SL 84 B SI 90 4-2 10 1B BB		C FF 89 B SL 83 X FF 89 1-1 F7 ③		B FF 91 X FF 92 1-0 P6 ③			C FF 92 F FF 92 B FF 92 B FF 91 B FF 92 X FF 93 3-2 G3 ①	4	0	0	0	2	0	0
10 Daric Barton, L (1, 3) OBP: 0.336, SLG: 0.287	X SI 88 0-0 G1-6-3 ① ② 1-2f		C SI 91 B SI 92 F SI 91 B FF 92 F SL 82 F SI 91 B SI 92 X SI 91 3-2 G4-3 ③		B CH 80 S SI 90 F SI 90 X CH 84 1-2 1-3 2-H 1B			X SI 92 0-0 F8 ①		C CU 75 B FC 86 X SI 89 1-1 G4-3 ①		B FF 94 B FF 93 C FF 92 F FF 93 B FF 90 B FF 92 4-2 28 1B 15 1B BB	5	1	1	1	1	0	1
28 Conor Jackson, R (1, 7) OBP: 0.359, SLG: 0.414	B SI 92 B SI 90 B SI 91 C FF 90 X SI 90 3-1 16 1B 2B			X SI 89 0-0 F8 ①	C SL 82 F SI 88 B SL 84 B FF 90 X SI 89 2-2 G6-3 ③			B FF 92 B FF 93 B FF 92 C FF 92 B FF 93 4-1 16 BB 15 2B BB		C FC 88 B FC 89 X SI 91 1-1 15 1B 1B		C SL 82 X FF 90 0-1 15 1B 1-2 1B	5	1	3	0	1	0	2
16 Josh Willingham, R (1, 10) OBP: 0.322, SLG: 0.436	C SI 90 F SL 81 B SI 90 X SL 83 1-2 2-3 1B			C SI 91 B SL 84 X SL 84 1-1 L9 ②		C SI 89 B SI 90 B SI 90 C SI 90 F SI 90 F SL 82 X SI 89 2-2 F7 ①		F FF 91 F FF 93 F FF 93 B SL 82 B FF 94 B FF 92 F FF 93 B SL 79 4-2 15 2B 1-2 BB		B FC 89 C FC 87 B SI 90 1 SAFE X FC 87 2-1 P5 ②		B SL 81 B FF 91 X FF 93 2-0 F4 ②	5	0	1	0	1	0	3
15 Ryan Sweeney, L (1, 8) OBP: 0.452, SLG: 0.486	C SI 88 B SI 90 B SI 90 X CH 83 2-1 F9 ③			B SI 91 B CH 80 F SI 89 B SI 91 X SI 90 3-1 1B		C CH 82 B SI 86 X SI 90 1-1 E6 1B		B FF 92 X FF 92 1-0 1-3 2-H 2B		B SI 91 C SI 91 X FC 89 1-1 8 DI 1-3 1B		B FF 93 B FF 93 B FF 93 C FF 92 F FF 92 X FF 92 3-2 1-3 2-H 1B	6	0	5	2	0	0	2
8 Kurt Suzuki, R (1, 2) OBP: 0.314, SLG: 0.368 55 Hideki Matsui, L (12, PH) OBP: 0.302, SLG: 0.393		C SL 81 C SI 91 F SL 88 B FF 89 B SL 82 X SI 91 2-2 L8 ①		C SI 89 1 SAFE X SL 81 0-1 P6 ③		B SI 89 F SI 90 B SL 82 X SI 91 2-1 P3 ②		C SI 92 F FF 92 F FF 92 X FF 93 0-2 F7 ②		C FC 89 C FC 88 D FC 90 F FC 89 B SI 90 X FC 89 2-2 P3 ③ 1-2		B FF 92 B SI 92 F FF 91 X FF 92 2-1 P6 ③	5 1	0 0	0 0	0 0	0 0	0 0	6 2
14 Mark Ellis, R (1, 4) OBP: 0.216, SLG: 0.270 4 Coco Crisp, S (8, PH) OBP: 0.283, SLG: 0.419 5 Kevin Kouzmanoff, R (9, 5) OBP: 0.244, SLG: 0.333		C FF 92 C SI 91 B SL 83 B FF 89 X SL 82 2-2 G6-3 ②			B SL 80 B SL 78 C SI 89 F FF 89 B SI 90 X SI 90 3-2 10 S 21 L1-4-3 10 1B 1B	B SL 82 X SI 90 1-0 P1 ③		X FF 90 0-0 F8 ③			F FC 87 B FC 88 B FC 88 C SI 89 S FC 88 2-3 K ①	3 1 1	1 0 0	1 0 0	0 0 0	0 0 1	0 2 0	1 0 0
21 Andy LaRoche, R (1, 5) OBP: 0.321, SLG: 0.365 (9, 4)		B FF 92 C SI 91 X SI 92 1-1 G5-3 ③			C SI 88 B SI 89 1 SAFE P PO 80 X SL 82 2-1 L1-4-3 ① 1-2		C FF 92 F SL 82 B FF 92 S SI 90 1-3 K ①		C FF 89 X SL 80 0-1 P4 ①			C FC 88 C SI 90 F FC 88 B CU 79 X FC 88 1-2 G4-3 ②	5	0	0	0	0	1	1
2 Cliff Pennington, S (1, 6) OBP: 0.267, SLG: 0.289			B SI 90 C SI 90 S SL 82 S FF 91 1-3 K ①		F SI 89 X SI 88 0-1 F7 ②		B SL 85 B SL 83 C FF 89 X FF 88 2-1 G6-3 ②		F FF 89 B FF 89 L FF 91 B FF 91 F FF 91 X SL 84 2-2 G5-3 ②			B SI 90 X FC 87 1-0 L3 ③	5	0	0	0	0	1	1
Inning Stats	R: 0 E: 0 K: 0 S: 10 H: 2 LOB: 2 BB: 1 P: 20	R: 0 E: 0 K: 0 S: 9 H: 0 LOB: 0 BB: 0 P: 14	R: 0 E: 0 K: 1 S: 9 H: 0 LOB: 0 BB: 0 P: 14	R: 0 E: 0 K: 0 S: 7 H: 1 LOB: 1 BB: 0 P: 11	R: 1 E: 0 K: 0 S: 17 H: 2 LOB: 2 BB: 1 P: 28	R: 0 E: 1 K: 0 S: 10 H: 1 LOB: 1 BB: 0 P: 16	R: 0 E: 0 K: 1 S: 7 H: 0 LOB: 0 BB: 0 P: 11	R: 1 E: 0 K: 0 S: 12 H: 1 LOB: 2 BB: 2 P: 21	R: 0 E: 0 K: 0 S: 7 H: 0 LOB: 0 BB: 0 P: 10	R: 0 E: 0 K: 0 S: 12 H: 2 LOB: 2 BB: 0 P: 19	R: 0 E: 0 K: 1 S: 8 H: 0 LOB: 0 BB: 0 P: 12	R: 1 E: 0 K: 0 S: 13 H: 2 LOB: 2 BB: 1 P: 27	1B: 9 2B: 2 3B: 0 HR: 0 SF: 0 SAC: 0 DP: 1 HBP: 0						

BOTTOM

AB	46
R	3
H	11
RBI	3
BB	5
SO	3
LOB	21

WP: 0 PB: 0 SB: 1 CS: 0 PA: 51

PITCHER		IP	WLS	BF	H	R	ER	SO	BB	IBB	HBP	BLK	WP	HR	S	P	ERA	WHIP
58 Jeanmar Gómez, R ERA: 4.91	(1, 1)	5.1		23	6	1	1	1	2	0	0	0	0	0	59	97	1.69	1.500
38 Joe Smith, R ERA: 1.35	(6, 1)	1.0	H	3	0	0	0	1	0	0	0	0	0	0	6	10	0.00	0.000
53 Rafael Perez, L ERA:	(7, 1)	0.2	H	2	0	0	0	0	0	0	0	0	0	0	4	7	0.00	0.000
52 Vinnie Pestano, R ERA: 1.54	(8, 1)	0.2	B	5	1	1	1	0	2	0	0	0	0	0	11	20	13.50	4.500
49 Tony Sipp, L ERA: 1.84	(8, 1)	1.1		4	0	0	0	0	0	0	0	0	0	0	8	11	0.00	0.000

PITCHER		IP	WLS	BF	H	R	ER	SO	BB	IBB	HBP	BLK	WP	HR	S	P	ERA	WHIP
37 Chad Durbin, R ERA: 6.75	(10, 1)	2.0	W	8	2	0	0	1	0	0	0	0	0	0	20	31	0.00	1.000
54 Chris Perez, R ERA: 3.21	(12, 1)	1.0	S	6	2	1	1	0	1	0	0	0	0	0	13	27	9.00	3.000

Cleveland Indians @ Los Angeles Angels

Angel Stadium of Anaheim, Anaheim, CA

Fri May 06 2011, 7:10 PM - 10:10 PM PDT

Att. 36,447 - Clear - 67 F

livebaseballscorecards.com

Batter	1	2	3	4	5	6	7	8	9	10	11	AB	R	H	RBI	BB	SO	LOB
24 Grady Sizemore, L (1, 8) OBP: 0.333, SLG: 0.609	C SI 92 B SI 93 C FF 94 B FF 94 X FF 95 2-2 ① F8		B CH 82 S FF 94 B FF 94 B FF 93 X SI 92 3-1 ③ P2		B CU 81 X FF 93 1-0 ③ F8			C CU 78 F FF 93 B FF 93 B SI 95 S CU 81 2-3 ① K		X FF 99 0-0 ③ G3-1		5	0	0	0	0	1	3
13 Asdrúbal Cabrera, S (1, 6) OBP: 0.333, SLG: 0.434	F FF 94 S CU 80 F CU 79 B FF 95 B FF 95 F CU 81 X FF 95 2-2 ② F8			F FF 93 B FF 94 B FF 94 C FF 94 H CH 83 3-2 41 1B 48 G3 HBP		C FF 92 B FF 93 B CU 78 B FF 93 B FF 92 4-1 17 G1-6-3 BB		B SI 94 X SI 94 1-0 ② G6-3			F CH 80 B CH 82 C SI 95 X SL 89 1-2 ① G4-3	3	1	0	0	1	0	0
17 Shin-Soo Choo, L (1, 9) OBP: 0.299, SLG: 0.342	X FF 93 0-0 ③ L4			B CU 80 B CU 79 1 SAFE F FF 94 1 SAFE 1 SAFE 1 SAFE F SI 93 1 SAFE 2-3 ① C SI 94 K		1 SAFE X FF 92 0-0 ①② G1-6-3 1-2f		B CU 80 B FF 94 B FF 94 X FF 93 3-0 ③ F7			C CH 81 B SI 96 B FF 96 X SL 89 2-1 ② G6-3	5	0	0	0	0	1	2
41 Carlos Santana, S (1, 2) OBP: 0.328, SLG: 0.382		F SI 92 C CH 81 B FF 94 F FF 94 C FF 94 1-3 ① K		C CU 81 F FF 94 X CU 79 0-2 48 G3 1-3 1B		X FF 95 0-0 2B			B SI 85 B SI 86 B SI 87 C SI 87 C SI 87 X SI 86 3-2 ① F7		B SL 90 B CH 81 C CH 81 C SI 96 S SL 89 2-3 ③ K	5	0	2	0	0	2	0
48 Travis Hafner, L (1, 10) OBP: 0.408, SLG: 0.540		B FF 94 B FF 94 B SI 94 B FF 92 4-0 20 G6-4-3 BB		C CU 79 B FF 96 X CU 80 1-1 ② G3 1-2 3-H		I IN 59 I IN 62 I IN 60 I IN 62 4-0 20 FC6-4 IBB			C CU 73 B SI 86 S CU 72 B SI 88 B CU 73 S SI 88 3-3 ② K			2	0	0	1	2	1	1
20 Orlando Cabrera, R (1, 4) OBP: 0.311, SLG: 0.362		C FF 94 F FF 94 X FF 94 0-2 ②③ G6-4-3 1-2f		X CU 79 0-0 ③ G5-3		D CU 80 C CU 78 X FF 93 1-1 ③ FC6-4 1-2f			B SI 86 B CH 84 F SI 86 X SI 87 2-1 ③ P5			4	0	0	0	0	0	4
23 Michael Brantley, L (1, 7) OBP: 0.378, SLG: 0.369			C FF 92 C CU 80 X CU 80 0-2 ① G1-3		X FF 92 0-0 ① F8		C SI 93 B FF 93 X SI 92 1-1 ① G6-3			B FF 98 C FF 98 X SL 87 1-1 ① G6-3		4	0	0	0	0	0	0
7 Matt LaPorta, R (1, 3) OBP: 0.336, SLG: 0.479			B CU 79 B FF 94 X FF 94 2-0 ② F8		S FF 93 F FF 94 F FF 94 B CU 81 B CU 81 B FF 95 F CU 78 S FF 95 3-3 ② K		B FF 94 F FF 92 B FF 94 X FF 94 2-1 ② F9			S SL 85 X FF 99 0-1 1B		4	0	1	0	0	1	0
9 Jack Hannahan, L (1, 5) OBP: 0.350, SLG: 0.440			B FF 93 B FF 93 B FF 93 B SI 92 4-0 BB		B SI 94 B FF 92 B SI 91 C SI 92 B SI 92 4-1 BB		B SI 92 C FF 92 B FF 94 B FF 91 F FF 92 C SI 92 3-3 ③ K			B FF 99 B FF 98 X FF 98 2-0 ② L8		2	0	0	0	2	1	1
Inning Stats	R: 0 E: 0 K: 0 S: 9 H: 0 LOB: 0 BB: 0 P: 13	R: 0 E: 0 K: 1 S: 7 H: 0 LOB: 0 BB: 1 P: 12	R: 0 E: 0 K: 0 S: 6 H: 0 LOB: 1 BB: 1 P: 15	R: 1 E: 0 K: 1 S: 11 H: 1 LOB: 1 BB: 0 P: 17	R: 0 E: 0 K: 1 S: 8 H: 0 LOB: 1 BB: 1 P: 16	R: 0 E: 0 K: 0 S: 5 H: 1 LOB: 2 BB: 2 P: 14	R: 0 E: 0 K: 1 S: 7 H: 0 LOB: 0 BB: 0 P: 13	R: 0 E: 0 K: 1 S: 5 H: 0 LOB: 0 BB: 0 P: 11	R: 0 E: 0 K: 1 S: 8 H: 0 LOB: 0 BB: 0 P: 16	R: 0 E: 0 K: 0 S: 6 H: 1 LOB: 1 BB: 0 P: 9	R: 0 E: 0 K: 1 S: 8 H: 0 LOB: 0 BB: 0 P: 13							

PITCHER	IP	WLS	BF	H	R	ER	SO	BB	IBB	HBP	BLK	WP	HR	S	P	ERA	WHIP
52 Tyler Chatwood, R (1, 1) ERA: 4.08	8.0		30	2	1	1	5	4	1	1	0	0	0	58	111	1.12	0.750
37 Scott Downs, L (9, 1) ERA:	1.0		3	0	0	0	1	0	0	0	0	0	0	8	16	0.00	0.000
51 Jordan Walden, R (10, 1) ERA: 1.76	1.0		4	1	0	0	0	0	0	0	0	0	0	6	9	0.00	1.000
56 Fernando Rodney, R (11, 1) ERA: 3.07	1.0	W	3	0	0	0	1	0	0	0	0	0	0	8	13	0.00	0.000

PITCHER	IP	WLS	BF	H	R	ER	SO	BB	IBB	HBP	BLK	WP	HR	S	P	ERA	WHIP

AB	34
R	1
H	3
RBI	1
BB	5
SO	7
LOB	11

1B: 2	SF: 0	WP: 0	PA: 40
2B: 1	SAC: 0	PB: 0	
3B: 0	DP: 2	SB: 0	
HR: 0	HBP: 1	CS: 0	

Batter	1	2	3	4	5	6	7	8	9	10	11	AB	R	H	RBI	BB	SO	LOB
2 Erick Aybar, S (1, 6) OBP: 0.378, SLG: 0.436	C FF 92 F SI 92 F FF 94 B SI 93 B SL 85 X FF 95 2-2 53 G3 53 S 1B		B SI 89 C SI 90 C SL 81 X SL 86 1-2 13 L4-6 53 1B 1B		C SI 93 B SI 94 S FF 96 C FF 96 1-3 K ③			B FF 90 C FF 90 F SL 85 X SL 86 1-2 G5-3 ②			X SI 88 0-0 13 1B 53 1B 48 1B 1B	5	1	3	0	0	1	0
53 Bobby Abreu, L (1, 10) OBP: 0.395, SLG: 0.366	B FF 92 S CH 87 B SI 92 S FF 94 X FF 92 2-2 G3 ① 1-3		X SI 91 0-0 1-2 1B			B FF 92 C FF 92 C SI 92 X SL 86 1-2 13 2B 1B		F FF 90 F SL 85 B SL 87 B SL 86 B SL 85 S FF 85 3-3 K ③			B SI 88 C SI 88 1 SAFE B SI 88 X SI 88 2-1 48 1B 13 1B 1-2 1B	5	1	3	0	0	1	1
13 Maicer Izturis, S (1, 4) OBP: 0.389, SLG: 0.500	B SI 92 B SI 92 X FF 92 2-0 F7 ②		B SI 90 X FF 92 1-0 L4-6 ② ③ 2-2			B SI 90 B FF 90 B FF 91 C FF 90 F FF 90 F FF 92 F FF 91 X FF 91 3-2 48 F9-5 1-H 2B			B SI 93 S SI 92 B FF 93 X SI 93 2-1 G1-3 ①		S SI 89 X CH 81 0-1 48 1B 1-2 2-3 1B	5	0	2	1	0	0	3
48 Torii Hunter, R (1, 9) OBP: 0.324, SLG: 0.369	C SI 92 B SL 86 D SI 94 B SL 80 X SI 92 3-1 G1-3 ③			C SL 80 F SI 91 S FF 95 0-3 K ①		F SI 91 X SI 91 0-1 F9-5 ① ② 2-3			C SL 81 B FF 93 X SL 81 1-1 G5-3 ②		S CU 69 X CU 70 0-1 1-2 2-3 3-H 1B	5	0	1	1	0	1	2
6 Alberto Callaspo, S (1, 5) OBP: 0.363, SLG: 0.393		B FF 91 B SI 90 X FF 90 2-0 47 1B 1B		C SI 90 F SI 93 F FF 94 B SI 95 X SL 86 1-2 47 1B 1B		B SI 94 B SI 91 X FF 91 2-0 F9 ③			C SI 93 F FF 92 B SL 82 B SI 94 X SL 81 2-2 1B			4	0	3	0	0	0	0
47 Howie Kendrick, R (1, 3) OBP: 0.380, SLG: 0.519		B SI 90 B SI 89 B FF 90 C FF 92 F FF 91 F FF 92 X SI 92 3-2 ① 1-2 1B		X SI 92 0-0 10 G6-4-3 1-2 1B			C SI 90 B SL 84 S SL 83 S SL 85 1-3 K ①		F FF 92 B SL 81 S FF 92 S FF 93 1-3 K ③			4	0	2	0	0	2	1
10 Vernon Wells, R (1, 8) (9, 7) OBP: 0.225, SLG: 0.286		C FF 91 F SI 82 S FF 94 0-3 K ②		B SL 83 S SI 91 X SI 93 1-1 G6-4-3 ② ③ 1-2f			C SI 92 F SI 94 B SL 86 B SL 86 S SL 86 1-3 K ②			B FF 91 B FF 91 F SI 90 F SI 90 F SL 80 S SI 92 2-3 K ①		4	0	0	0	0	3	3
16 Hank Conger, L (1, 2) OBP: 0.344, SLG: 0.500		C SI 91 F SL 83 B FF 94 X SL 84 1-2 G1 ③			F SI 92 B SL 86 B SI 93 B SI 92 X FF 93 3-1 F9 ①		X SI 93 0-0 F9 ③			B SL 80 S SI 90 B SL 82 C FF 92 B FF 92 X SI 90 3-2 F9 ②		4	0	0	0	0	0	1
28 Alexi Amarista, L (1, 7) OBP: 0.231, SLG: 0.273 25 Peter Bourjos, R (8, PH) (9, 8) OBP: 0.344, SLG: 0.474			C FF 94 X SI 92 0-1 F8 ①		C SI 92 C FF 95 B FF 97 F FF 95 B SI 96 B SI 94 X FF 94 3-2 G4-3 ②			B FF 90 C FF 90 F SL 86 X SL 85 1-2 G6-3 ①		C SL 81 B SL 82 X SI 90 1-1 G5-3 ③		2 2	0 0	0 0	0 0	0 0	0 0	0 0
Inning Stats	R: 0 E: 0 K: 0 S: 10 H: 1 LOB: 1 BB: 0 P: 19	R: 0 E: 0 K: 1 S: 11 H: 2 LOB: 1 BB: 0 P: 17	R: 0 E: 0 K: 0 S: 7 H: 2 LOB: 1 BB: 0 P: 9	R: 0 E: 0 K: 1 S: 10 H: 2 LOB: 1 BB: 0 P: 12	R: 0 E: 0 K: 1 S: 9 H: 0 LOB: 0 BB: 0 P: 16	R: 1 E: 0 K: 0 S: 11 H: 2 LOB: 0 BB: 0 P: 17	R: 0 E: 0 K: 2 S: 8 H: 0 LOB: 0 BB: 0 P: 10	R: 0 E: 0 K: 1 S: 9 H: 0 LOB: 0 BB: 0 P: 14	R: 0 E: 0 K: 1 S: 10 H: 1 LOB: 1 BB: 0 P: 16	R: 0 E: 0 K: 1 S: 9 H: 0 LOB: 0 BB: 0 P: 15	R: 1 E: 0 K: 0 S: 7 H: 4 LOB: 3 BB: 0 P: 9	1B: 13 2B: 3 3B: 0 HR: 0	SF: 0 SAC: 0 DP: 3 HBP: 0		WP: 0 PB: 0 SB: 1 CS: 0		PA: 40	

PITCHER		IP	WLS	BF	H	R	ER	SO	BB	IBB	HBP	BLK	WP	HR	S	P	ERA	WHIP
63 Justin Masterson, R ERA: 2.11	(1, 1)	7.0		26	9	1	1	5	0	0	0	0	0	0	66	100	1.29	1.286
53 Rafael Perez, L ERA:	(8, 1)	1.0		3	0	0	0	1	0	0	0	0	0	0	9	14	0.00	0.000
52 Vinnie Pestano, R ERA: 1.42	(9, 1)	1.0		4	1	0	0	1	0	0	0	0	0	0	10	16	0.00	1.000
38 Joe Smith, R ERA: 1.17	(10, 1)	1.0		3	0	0	0	1	0	0	0	0	0	0	9	15	0.00	0.000
39 Justin Germano, R ERA: 5.0	(11, 1)	0.0	L	4	4	1	1	0	0	0	0	0	0	0	7	9	∞	∞

PITCHER	IP	WLS	BF	H	R	ER	SO	BB	IBB	HBP	BLK	WP	HR	S	P	ERA	WHIP

BOTTOM

Cleveland Indians @ Los Angeles Angels

Angel Stadium of Anaheim, Anaheim, CA

Fri May 06 2011, 7:10 PM - 10:10 PM PDT

Att. 36,447 - Clear - 67 F

livebaseballscorecards.com

AB	40
R	2
H	14
RBI	2
BB	0
SO	8
LOB	11

Batter	1	2	3	4	5	6	7	8	9	AB	R	H	RBI	BB	SO	LOB
24 Grady Sizemore, L (1, 8) OBP: 0.324, SLG: 0.574	S SI 88 B CU 73 X SI 92 1-1 ① F7		C CH 81 X FF 90 0-1 ② P2		F SI 92 S SL 75 B FF 91 B SL 80 F CH 80 B SI 90 B SI 92 4-2 13 WP 17 2B BB		C FF 90 S FF 89 C FF 90 0-3 ① K		X FC 87 0-0 ② F9	4	1	0	0	1	1	2
13 Asdrúbal Cabrera, S (1, 6) OBP: 0.338, SLG: 0.432	F CU 72 B FF 89 C FF 91 B SL 80 X SI 92 2-2 17 FC3-6 1B		C CH 81 X SI 91 0-1 ③ F8		1 SAFE C CH 79 F CH 79 F FF 91 B SL 80 B CH 76 F CH 76 B CH 79 F SI 91 4-2 B CH 79 1-2 17 2B BB		F SI 90 F FF 90 X CH 82 0-2 ② G5-3		B FF 92 B FC 89 F FC 89 F FC 87 F CU 77 F FC 88 F CU 78 F CU 78 F FC 89 3-2 B FF 92 2 SAFE 1-3 ③ PO	3	1	1	0	1	0	1
17 Shin-Soo Choo, L (1, 9) OBP: 0.305, SLG: 0.355	B CU 74 X CH 81 1-0 ② FC3-6 1-2f			X CH 81 0-0 ① G4-3	C CH 78 X CU 73 0-1 1-H 2-H 41 1B 2B		X FF 90 0-0 1B			4	1	2	2	0	0	1
41 Carlos Santana, S (1, 3) OBP: 0.333, SLG: 0.396	1 SAFE 1 SAFE S CU 73 B FF 89 1 SAFE X CU 74 1-1 ③ F8			C CU 68 B FF 90 F FF 90 X SL 79 1-2 48 1B 20 SF7 2B	D CU 74 S SI 91 B SI 92 C CH 78 B SI 89 F SI 92 X CH 79 3-2 48 1B 2-H 1B		C CH 80 C FF 89 1 SAFE B CH 82 B FF 90 1 SAFE 1 SAFE X CH 81 2-2 ③ G5-3			4	1	2	1	0	0	2
48 Travis Hafner, L (1, 10) OBP: 0.412, SLG: 0.538		B SI 88 B CU 72 B SI 91 C SI 88 X SI 90 3-1 ① F7		B CH 79 C CH 79 2 SAFE C CU 71 B FF 92 B CH 77 X CU 70 3-2 2-3 1B	S CU 73 C SI 91 1 SAFE X SI 90 0-2 1-3 1B			B CU 89 B FF 89 C FF 90 F SL 79 X FF 90 2-2 ① G1-3		4	0	2	0	0	0	0
20 Orlando Cabrera, R (1, 4) OBP: 0.302, SLG: 0.353		C FF 90 X SL 81 0-1 ② P3		X SL 79 0-0 ② SF7 3-H	F FF 90 C CH 79 X FF 92 0-2 ③ P6			C FC 86 X FC 86 0-1 ② F7		3	0	0	1	0	0	2
23 Michael Brantley, L (1, 7) OBP: 0.366, SLG: 0.357		C SI 90 B FF 89 C CU 73 X SL 80 1-2 ③ G4-3		B CH 81 C CH 81 B SI 92 C CU 73 F CH 79 B SI 90 F CH 79 F SI 92 F CH 78 3-2 F FF 93 X SI 91 ③ F7		B SI 88 X SI 89 1-0 ① P2		B FC 86 F FC 86 C FF 91 X CU 77 1-2 ③ G4-3		4	0	0	0	0	0	1
9 Jack Hannahan, L (1, 5) OBP: 0.346, SLG: 0.432			B SI 89 C SI 82 X CU 73 1-1 6 FC6-4 1B		C SI 90 B CH 81 S SI 91 B SL 80 X CH 80 2-2 ① F9	C SI 89 B FF 88 B SI 89 F SI 91 X CH 78 2-2 ② G4-3			B FC 86 C FF 90 F FC 86 S CU 76 1-3 ① K	4	0	1	0	0	1	0
6 Lou Marson, R (1, 2) OBP: 0.351, SLG: 0.455			C SL 79 D SL 80 S FF 91 F FF 88 X SL 80 1-2 ① FC6-4 1-2f		C FF 91 B SI 89 X CH 77 1-1 ② G5-3	B SL 81 B FF 90 X FF 88 2-0 ③ F8			B FF 91 S FC 86 B FC 87 B FF 91 C FC 88 X FC 88 3-2 13 PO 13 S 1B	4	0	1	0	0	0	1
Inning Stats	R: 0 E: 0 K: 0 S: 8 H: 1 LOB: 1 BB: 0 P: 13	R: 0 E: 0 K: 0 S: 7 H: 0 LOB: 0 BB: 0 P: 11	R: 0 E: 0 K: 0 S: 10 H: 1 LOB: 1 BB: 0 P: 12	R: 1 E: 0 K: 0 S: 16 H: 2 LOB: 1 BB: 0 P: 23	R: 3 E: 0 K: 0 S: 25 H: 3 LOB: 2 BB: 2 P: 39	R: 0 E: 0 K: 0 S: 5 H: 0 LOB: 0 BB: 0 P: 10	R: 0 E: 0 K: 1 S: 10 H: 1 LOB: 1 BB: 0 P: 12	R: 0 E: 0 K: 0 S: 8 H: 0 LOB: 0 BB: 0 P: 11	R: 0 E: 0 K: 1 S: 14 H: 1 LOB: 0 BB: 0 P: 21	1B: 7 2B: 2 3B: 0 HR: 0 SF: 1 SAC: 0 DP: 0 HBP: 0						

TOP

Cleveland Indians @ Los Angeles Angels

Angel Stadium of Anaheim, Anaheim, CA

Sat May 07 2011, 6:09 PM - 9:08 PM PDT

Att. 37,684 - Cloudy - 65 F

livebaseballscorecards.com

AB	34
R	4
H	9
RBI	4
BB	2
SO	2
LOB	10

WP: 1 PB: 0 SB: 1 CS: 0 PA: 38

PITCHER		IP	WLS	BF	H	R	ER	SO	BB	IBB	HBP	BLK	WP	HR	S	P	ERA	WHIP
36 Jered Weaver, R ERA: 1.87	(1, 1)	6.0	L	27	7	4	4	0	2	0	0	0	1	0	71	108	6.00	1.500
21 Hisanori Takahashi, L ERA: 6.0	(7, 1)	1.1		5	1	0	0	1	0	0	0	0	0	0	13	17	0.00	0.750
63 Rich Thompson, R ERA: 1.89	(8, 1)	1.2		5	1	0	0	1	0	0	0	0	0	0	19	27	0.00	0.600

PITCHER	IP	WLS	BF	H	R	ER	SO	BB	IBB	HBP	BLK	WP	HR	S	P	ERA	WHIP

Batter	1	2	3	4	5	6	7	8	9	AB	R	H	RBI	BB	SO	LOB
2 Erick Aybar, S (1, 6) OBP: 0.372, SLG: 0.451	B FF 94 B SI 94 B FF 93 C FF 94 C SI 94 F SI 95 X FF 94 3-2 ① G3-1		B SI 90 X SI 91 1-0 3B		B SL 85 F SI 94 F SI 92 S FS 89 1-3 ② K		C SL 81 F FF 91 X FF 92 0-2 ② P6			4	0	1	0	0	1	2
53 Bobby Abreu, L (1, 10) OBP: 0.391, SLG: 0.357	B SI 93 C SI 92 X SI 92 1-1 ② G5-3		B SI 93 F SI 91 F SI 94 B SI 90 F SI 94 D SL 87 B FF 93 4-2 13 G4-6-3 BB		C SI 94 B SI 94 D FS 88 B SI 93 X SI 95 3-1 ③ P5		B FF 92 F FF 92 C FF 92 B FF 92 S SL 83 2-3 ③ K			3	0	0	0	1	1	2
13 Maicer Izturis, S (1, 5) OBP: 0.385, SLG: 0.491	C SI 93 S SI 91 B FS 89 X SI 92 1-2 ③ G6-3		1 SAFE 1 SAFE B SI 92 X SI 92 1-0 ②③ G4-6-3 1-2f			C SL 85 X SI 92 0-1 ① G6-3		C FF 91 B SI 92 C SL 79 X FF 92 1-2 47 G5-3-5 1B		4	0	1	0	0	0	2
48 Torii Hunter, R (1, 9) OBP: 0.322, SLG: 0.361		C SI 91 C SL 84 S FF 94 0-3 ① K		C SI 92 B SI 92 B SI 93 S SL 87 S SI 94 2-3 ① K		B SI 92 B SI 95 F SI 92 F SI 92 F SI 92 B SL 87 B FS 89 4-2 47 1B 10 SF9 BB			S FF 92 T FF 93 S FF 93 0-3 ① K	3	1	0	0	1	3	1
47 Howie Kendrick, R (1, 4) OBP: 0.383, SLG: 0.518		F FF 93 S SI 92 B SI 93 X FF 95 1-2 10 HR 1B		C SL 85 F SI 92 S FS 88 0-3 ② K		X SI 92 0-0 44 1B 1-3 1B		B SI 92 C SL 81 F FF 93 F FF 94 X SL 81 1-2 ②③ G5-3-5 1-3f		4	1	2	0	0	1	1
10 Vernon Wells, R (1, 7) OBP: 0.226, SLG: 0.309		F SI 92 C SL 86 X SL 85 0-2 1-H HR		C SI 91 B SI 92 F SI 94 X FF 93 1-2 ③ F8		B SI 95 X SI 95 1-0 ② SF9 3-H			C SL 84 B FF 94 X FF 95 1-1 ① P3	3	1	1	3	0	0	0
44 Mark Trumbo, R (1, 3) OBP: 0.296, SLG: 0.500		B SI 92 F FF 94 C SI 92 F FS 89 F FF 94 B SI 92 F SI 93 F FF 93 T FS 90 2-2 ② K			C SI 92 F SI 93 B FS 88 X SI 95 1-2 5 1B 1B	F SI 92 S SI 92 P PO 86 1 SAFE X SI 95 1-2 1-2 1B			X FF 94 0-0 ② F7	4	0	2	0	0	1	0
5 Jeff Mathis, R (1, 2) OBP: 0.221, SLG: 0.308 6 Alberto Callaspo, S (9, PH) OBP: 0.360, SLG: 0.389		X SI 91 0-0 ③ G6-3			B SI 91 X SI 92 1-0 1-2 1B	C SI 93 T SL 87 B SI 96 D SL 88 F SI 96 B SI 92 S FF 94 3-3 ③ K			C FF 93 S FF 94 X SL 84 0-2 ③ G5-3	3 1	0 0	1 0	0 0	0 0	1 0	2 0
25 Peter Bourjos, R (1, 8) OBP: 0.336, SLG: 0.462			X SI 92 0-0 ① B2-3		B SI 91 F SI 95 C SL 87 X SI 93 1-2 ① F4		B FF 91 S FF 90 S FF 92 B FF 92 S FF 91 2-3 ① K			3	0	0	0	0	1	2
Inning Stats	R: 0 E: 0 K: 0 S: 9 H: 0 LOB: 0 BB: 0 P: 14	R: 2 E: 0 K: 2 S: 17 H: 2 LOB: 0 BB: 0 P: 20	R: 0 E: 0 K: 0 S: 6 H: 1 LOB: 1 BB: 1 P: 12	R: 0 E: 0 K: 2 S: 9 H: 0 LOB: 0 BB: 0 P: 12	R: 0 E: 0 K: 1 S: 12 H: 2 LOB: 2 BB: 0 P: 19	R: 1 E: 0 K: 1 S: 15 H: 2 LOB: 2 BB: 1 P: 23	R: 0 E: 0 K: 2 S: 9 H: 0 LOB: 0 BB: 0 P: 13	R: 0 E: 0 K: 1 S: 10 H: 1 LOB: 0 BB: 0 P: 12	R: 0 E: 0 K: 0 S: 6 H: 0 LOB: 0 BB: 0 P: 7	1B: 6 2B: 1 3B: 1 HR: 1 SF: 1 SAC: 0 DP: 2 HBP: 0						

PITCHER		IP	WLS	BF	H	R	ER	SO	BB	IBB	HBP	BLK	WP	HR	S	P	ERA	WHIP
32 Alex White, R ERA: 3.75	(1, 1)	6.0	W	26	7	3	3	6	2	0	0	0	0	1	68	100	4.50	1.500
49 Tony Sipp, L ERA: 1.72	(7, 1)	1.0	H	3	0	0	0	2	0	0	0	0	0	0	9	13	0.00	0.000
52 Vinnie Pestano, R ERA: 1.32	(8, 1)	1.0	H	3	1	0	0	1	0	0	0	0	0	0	10	12	0.00	1.000
54 Chris Perez, R ERA: 3.0	(9, 1)	1.0	S	3	0	0	0	0	0	0	0	0	0	0	6	7	0.00	0.000

PITCHER	IP	WLS	BF	H	R	ER	SO	BB	IBB	HBP	BLK	WP	HR	S	P	ERA	WHIP

BOTTOM

Cleveland Indians @ Los Angeles Angels

Angel Stadium of Anaheim, Anaheim, CA

Sat May 07 2011, 6:09 PM - 9:08 PM PDT

Att. 37,684 - Cloudy - 65 F

livebaseballscorecards.com

AB	32
R	3
H	8
RBI	3
BB	2
SO	9
LOB	12

WP: 0	PA: 35					
PB: 0						
SB: 0						
CS: 0						

Cleveland Indians @ Los Angeles Angels

Angel Stadium of Anaheim, Anaheim, CA

Sun May 08 2011, 12:39 PM - 3:27 PM PDT

Att. 40,124 - Cloudy - 65 F

livebaseballscorecards.com

Batter	1	2	3	4	5	6	7	8	9	AB	R	H	RBI	BB	SO	LOB
24 Grady Sizemore, L (1, 8) OBP: 0.342, SLG: 0.630	C SI 89 B FC 84 F FC 84 B FS 83 B FS 85 F FC 85 X FC 84 3-2 ① G3		B KC 78 B KC 80 F FF 89 F SI 91 X SI 91 2-2 17 1B 1B		B KC 79 S FC 85 X FS 85 1-1 HR		D CU 73 C CU 73 F SI 87 S CU 74 1-3 ③ K		S FF 98 B SL 86 X FF 97 1-1 13 2B 2B	5	2	3	1	0	1	1
13 Asdrúbal Cabrera, S (1, 6) OBP: 0.340, SLG: 0.438	B FC 84 B FF 89 C FC 84 X FC 83 2-1 ② P6		F FC 86 C FS 85 S SI 89 0-3 ① K		B SI 90 B FC 83 B FF 88 C SI 89 C SI 89 F SI 88 F FC 86 X FC 86 3-2 ② G3			C SI 95 C SI 96 B SI 98 B CH 84 X SL 90 2-2 41 1B 48 1B 1B	B FF 97 C CH 86 B FF 98 S FF 98 X FF 99 2-2 2-H 2B	5	1	2	1	0	1	1
17 Shin-Soo Choo, L (1, 9) OBP: 0.301, SLG: 0.349	C SI 90 F FS 84 S FF 90 0-3 ③ K		B FC 85 B FC 86 C FC 86 X FC 85 2-1 1-2 1B		C FC 86 B FS 84 X FC 84 1-1 ③ F9			X CH 83 0-0 ① F9	B FF 97 B FF 98 S CH 89 S FF 98 S SL 86 2-3 ② K	5	0	1	0	0	2	2
41 Carlos Santana, S (1, 2) OBP: 0.336, SLG: 0.391		B FC 84 B FC 85 B FS 83 C SI 88 C FS 84 B FS 84 4-2 20 1B 26 1B BB	B FS 85 C FC 86 S FS 86 B FF 90 S FC 86 2-3 ② K			B KC 78 B FC 84 B FC 84 C FS 87 X FC 84 3-1 ① L3		C CH 82 B SI 97 X CH 84 1-1 48 1B 20 FC4-6 1-3 1B	D SL 85 S FF 98 B FF 98 S CH 89 B FF 100 F FF 99 S FF 100 3-3 ③ K	4	2	1	0	1	2	3
48 Travis Hafner, L (1, 10) OBP: 0.406, SLG: 0.526 23 Michael Brantley, L (8, PR) OBP: 0.366, SLG: 0.357 (8, 10)		C SI 89 F FC 85 F FS 86 C FF 90 0-3 ① K	X SI 91 0-0 ③ F7			X SI 90 0-0 ② F7		F SI 98 F SI 98 F SI 98 X SI 98 0-2 20 FC4-6 2-3 3-H 1B		4 0	0 0	1 0	1 0	0 0	1 0	3 0
20 Orlando Cabrera, R (1, 4) OBP: 0.300, SLG: 0.350		C FC 84 1 SAFE 1 SAFE B SI 88 1 SAFE X FC 84 1-1 26 1B 1-3 1B	C SI 89 C SI 88 B SI 90 F SI 91 F FF 91 X FC 87 1-2 ① G6-3			C FC 85 C SI 89 S FC 86 0-3 ③ K		X SL 89 0-0 ② FC4-6 7 S 1-2f 3-H		4	0	1	1	0	1	1
7 Matt LaPorta, R (1, 3) OBP: 0.333, SLG: 0.464		F FC 86 F FS 85 F FC 87 F FC 86 S FC 86 0-3 ② K	X SI 91 0-0 ② F8				B FC 84 C FC 84 S FC 85 B FC 84 T FC 86 2-2 ① K	B SL 90 H CH 82 2-0 1-2 HBP		3	0	0	0	0	2	2
26 Austin Kearns, R (1, 7) OBP: 0.260, SLG: 0.205		C FC 85 X FC 84 0-1 1-2 3-H 1B	B SI 91 C FS 85 B FS 85 X SI 91 2-1 ③ G6-3				C SI 91 S FF 91 B FC 86 B FC 85 C FC 86 2-3 ② K	F SI 96 F SI 97 F SI 98 S CH 83 0-3 ③ K		4	0	1	1	0	2	2
8 Adam Everett, R (1, 5) OBP: 0.429, SLG: 0.333		C FC 86 S FC 85 B FC 86 S FS 85 1-3 ③ K			B FF 90 B FC 86 S FC 85 S FC 87 S FC 86 2-3 ① K		X SI 90 0-0 1B		B FF 99 C FF 97 B FF 98 X FF 98 2-1 ① F9	4	0	1	0	0	2	2

Inning Stats																				
	R: 0	H: 0	R: 1	H: 2	R: 0	H: 2	R: 0	H: 0	R: 1	H: 1	R: 0	H: 0	R: 0	H: 1	R: 2	H: 3	R: 1	H: 2	1B: 8	SF: 0	WP: 0	PA: 40
	E: 0	LOB: 0	E: 0	LOB: 2	E: 0	LOB: 2	E: 0	LOB: 0	E: 0	LOB: 0	E: 0	LOB: 0	E: 0	LOB: 1	E: 0	LOB: 2	E: 0	LOB: 1	2B: 2	SAC: 0	PB: 0	
	K: 1	BB: 0	K: 3	BB: 1	K: 2	BB: 0	K: 0	BB: 0	K: 1	BB: 0	K: 1	BB: 0	K: 3	BB: 0	K: 1	BB: 0	K: 2	BB: 0	3B: 0	DP: 0	SB: 1	
	S: 9	P: 14	S: 18	P: 24	S: 12	P: 18	S: 8	P: 11	S: 12	P: 19	S: 6	P: 9	S: 10	P: 15	S: 15	P: 20	S: 14	P: 24	HR: 1	HBP: 1	CS: 0	

PITCHER	IP	WLS	BF	H	R	ER	SO	BB	IBB	HBP	BLK	WP	HR	S	P	ERA	WHIP
24 Dan Haren, R (1, 1) ERA: 1.87	6.2		27	6	2	2	10	1	0	0	0	0	1	72	106	2.70	1.050
37 Scott Downs, L (7, 1) ERA:	0.1	H	1	0	0	0	1	0	0	0	0	0	0	3	4	0.00	0.000
56 Fernando Rodney, R (8, 1) ERA: 4.02	1.0	W	7	3	2	2	1	0	0	1	0	0	0	15	20	18.00	3.000
51 Jordan Walden, R (9, 1) ERA: 2.2	1.0	S	5	2	1	1	2	0	0	0	0	0	0	14	24	9.00	2.000

PITCHER	IP	WLS	BF	H	R	ER	SO	BB	IBB	HBP	BLK	WP	HR	S	P	ERA	WHIP

TOP	
AB	38
R	5
H	11
RBI	5
BB	1
SO	14
LOB	17

Cleveland Indians @ Los Angeles Angels

Angel Stadium of Anaheim, Anaheim, CA

Sun May 08 2011, 12:39 PM - 3:27 PM PDT

Att. 40,124 - Cloudy - 65 F

livebaseballscorecards.com

BOTTOM

Batter	1	2	3	4	5	6	7	8	9	AB	R	H	RBI	BB	SO	LOB
2 Erick Aybar, S (1, 6) OBP: 0.374, SLG: 0.460	C FF 91 F SI 93 B SI 92 F CH 86 B SL 87 S SI 93 2-3 K ①		F SI 92 B SI 93 X CH 85 1-1 1-3 1B			X SI 91 0-0 B1-3 ①	B SI 91 1 SAFE F SI 90 X SI 90 1-1 G3 ① 1-2	B SI 89 X FF 90 1-0 1-H 2-H 2B		5	0	2	2	0	1	1
53 Bobby Abreu, L (1, 9) OBP: 0.387, SLG: 0.349 48 Torii Hunter, R (8, 9) OBP: 0.320, SLG: 0.358	C SI 92 B CH 87 X SI 93 1-1 G3 ②		C SI 92 B SI 93 X SI 93 1-1 G3 ③			B SI 92 C CH 87 X SI 92 1-1 G3 ②	B SI 91 H SI 92 2-0 10 FC1-4 HBP	B FF 91 B SI 89 S SL 80 X SL 81 2-1 G5-3 ③		3 1	0 0	0 0	0 0	0 0	0 0	2 1
13 Maicer Izturis, S (1, 10) OBP: 0.380, SLG: 0.482	C SI 93 B SI 93 C SI 93 B SL 85 X SI 92 2-2 G4-3 ③			B SI 93 C SI 92 X SI 86 1-1 G3-4-1 ①		B SI 92 F SI 92 C SI 93 X SL 86 1-2 10 E 6 2B 1B	F SI 91 F SI 90 B SI 90 F SI 90 C SI 91 1-3 K ②			4	1	1	0	0	1	2
10 Vernon Wells, R (1, 7) OBP: 0.220, SLG: 0.300		B SI 92 F SI 91 C SL 87 S SL 88 1-3 K ①		C SL 88 X SL 88 0-1 F7 ②		S SI 92 B SI 92 S SI 92 X SI 92 1-2 E5 6 2B 1-2	F SL 85 X SI 92 0-1 FC1-4 ③ 1-2f			4	1	0	0	0	1	3
6 Alberto Callaspo, S (1, 5) OBP: 0.357, SLG: 0.393		C SI 92 F CH 86 B SI 93 X CH 85 1-2 G4-3 ②		B SI 93 X SI 92 1-0 F8 ③		X SI 92 0-0 47 1B 16 1B 1-H 2-H 2B		C FF 90 B FF 85 B FF 90 X FF 89 2-1 G5-3 ①		4	1	1	2	0	0	0
47 Howie Kendrick, R (1, 4) OBP: 0.386, SLG: 0.524		B SI 92 F SL 87 C SI 92 B SL 89 S SI 92 2-3 K ③			B SL 86 F SI 92 B SI 92 F SI 92 F SL 88 S SL 87 2-3 K ①	F SI 93 X SI 93 0-1 16 1B 2-3 1B		C FF 90 B FF 85 B FF 84 X FF 90 2-1 44 1B 25 1B 2B		4	1	2	0	0	2	0
16 Hank Conger, L (1, 2) OBP: 0.354, SLG: 0.500			C SI 93 B CH 87 C CH 85 B CH 86 B SI 94 S SI 92 3-3 K ①		C SI 93 B CH 88 X SI 93 1-1 25 L8 44 1B 1B	F CH 85 X CH 87 0-1 1-3 3-H 1B		C FF 85 C FF 85 S FF 87 0-3 K ②		4	0	2	1	0	2	1
44 Mark Trumbo, R (1, 3) OBP: 0.304, SLG: 0.500			F SI 93 F SI 93 B SI 93 S SI 93 1-3 K ②		B SI 91 C SI 91 X SI 91 1-1 25 L8 1-2 1B	X SI 92 0-0 P5 ③		B SI 91 B SI 90 C SI 90 X SI 91 2-1 25 1B 2 2B 2-3 1B		4	1	2	0	0	1	2
25 Peter Bourjos, R (1, 8) OBP: 0.348, SLG: 0.467			B SI 92 S SI 92 B SL 87 F SI 92 X SI 93 2-2 2 1B 1B		S SL 87 S SL 86 B SL 86 F SL 86 B SI 93 X SL 88 2-2 L8 ②③ 1-2 2-3		B SI 90 B SI 90 C SI 90 F SI 90 B SI 91 B SI 91 4-2 2 G3 BB	X SI 89 0-0 1-2 3-H 2 2B 1B		3	1	2	1	1	0	2
Inning Stats	R: 0 E: 0 K: 1 S: 9 H: 0 LOB: 0 BB: 0 P: 14	R: 0 E: 0 K: 2 S: 9 H: 0 LOB: 0 BB: 0 P: 13	R: 0 E: 0 K: 2 S: 13 H: 2 LOB: 2 BB: 0 P: 21	R: 0 E: 0 K: 0 S: 5 H: 0 LOB: 0 BB: 0 P: 7	R: 0 E: 0 K: 1 S: 12 H: 2 LOB: 2 BB: 0 P: 18	R: 3 E: 1 K: 0 S: 15 H: 4 LOB: 2 BB: 0 P: 18	R: 0 E: 0 K: 1 S: 10 H: 0 LOB: 2 BB: 1 P: 18	R: 3 E: 0 K: 1 S: 13 H: 4 LOB: 1 BB: 0 P: 22		1B: 9 2B: 3 3B: 0 HR: 0 SF: 0 SAC: 0 DP: 0 HBP: 1						

	AB	36
	R	6
	H	12
	RBI	6
	BB	1
	SO	8
	LOB	14

PITCHER		IP	WLS	BF	H	R	ER	SO	BB	IBB	HBP	BLK	WP	HR	S	P	ERA	WHIP
55 Roberto Hernandez, R ERA: 3.83	(1, 1)	7.0		31	8	3	0	7	1	0	1	0	0	0	73	109	0.00	1.286
53 Rafael Perez, L ERA: 0.68	(8, 1)	0.2	H	3	1	1	1	1	0	0	0	0	0	0	7	11	13.50	1.500
38 Joe Smith, R ERA: 3.38	(8, 1)	0.1	L	4	3	2	2	0	0	0	0	0	0	0	6	11	54.00	9.000

PITCHER	IP	WLS	BF	H	R	ER	SO	BB	IBB	HBP	BLK	WP	HR	S	P	ERA	WHIP

Tampa Bay Rays @ Cleveland Indians

Progressive Field, Cleveland, OH

Tue May 10 2011, 8:41 PM - 11:54 PM EDT

Att. 13,551 - Cloudy - 59 F

TOP

livebaseballscorecards.com

Batter	1	2	3	4	5	6	7	8	9	AB	R	H	RBI	BB	SO	LOB
5 Sam Fuld, L (1, 7) OBP: 0.296, SLG: 0.362	C FF 87 B FF 88 F SI 89 B CU 74 C FC 84 2-3 ① K		B CH 79 C SI 86 C FF 87 B CU 74 B FF 87 F FF 86 X FF 86 3-2 ② L8		B CH 79 B FC 85 C FF 85 B CH 83 X FF 85 3-1 ③ F9		C FF 92 B SL 83 X FF 92 1-1 ② G1-3 1-2		X FF 94 0-0 ③ F7	5	0	0	0	0	1	2
9 Elliot Johnson, S (9, 7) OBP: 0.293, SLG: 0.289										0	0	0	0	0	0	0
18 Ben Zobrist, S (1, 4) OBP: 0.349, SLG: 0.565	C FF 88 B CH 82 F CH 79 F FF 90 X CU 76 1-2 ② G3		C CH 81 F FC 85 B FF 90 B CU 77 C FF 89 2-3 ③ K			B FC 82 B CH 79 C FF 86 B FF 87 B FF 85 4-1 20 2B BB	C FF 92 X SL 82 0-1 ③ G6-3			3	1	0	0	1	1	1
3 Evan Longoria, R (1, 5) OBP: 0.417, SLG: 0.633	B FF 91 X FC 83 1-0 2B			B FF 85 C FF 86 X FF 88 1-1 ① F9		X FF 86 0-0 ① L4		F FF 93 B SL 81 B FF 93 B FF 94 X FF 94 3-1 HR		4	1	2	1	0	0	1
20 Matt Joyce, L (1, 9) OBP: 0.402, SLG: 0.554	C FF 87 D CH 79 X CH 81 1-1 ③ F7			B FC 84 B FF 87 F FF 86 B FF 86 X FF 85 3-1 HR		X SI 84 0-0 2 F8 1-H 2B		B FF 94 B FF 93 C SI 93 F SI 94 B FF 94 X SI 94 3-2 ① G4-3		4	1	2	2	0	0	1
2 B.J. Upton, R (1, 8) OBP: 0.336, SLG: 0.441		C FF 86 B FC 82 B FC 84 B FF 86 S FF 87 F FF 87 T FF 88 3-2 ① K		S FC 84 F FC 84 B FF 89 F CU 75 X FC 83 1-2 11 FC6-4 1B		B FC 85 F CU 74 S FF 88 X FF 89 1-2 ② F8 2-3		C SL 80 F SI 94 S FF 94 0-3 ② K		4	0	1	0	0	2	1
11 Casey Kotchman, L (1, 3) OBP: 0.427, SLG: 0.455		C FF 88 B FF 89 C FC 85 B FF 89 F FF 89 X FC 85 2-2 2B		X SI 86 0-0 ② FC6-4 1-2f		F CH 81 X FF 88 0-1 ③ F7		F FF 92 B SL 81 B SI 93 F SI 92 X FF 92 2-2 ③ G6-3		4	0	1	0	0	0	2
1 Sean Rodríguez, R (1, 6) OBP: 0.300, SLG: 0.437		C FC 83 X CU 74 0-1 ② F8		S FC 82 B FC 84 X FF 87 1-1 ③ L7			X FF 85 0-0 10 1B 2B		C FF 94 B SL 82 F FF 94 F SL 84 B SL 81 B FF 93 B FF 94 4-2 10 F8 24 S BB	3	1	1	0	0	0	2
22 Johnny Damon, L (9, PH) OBP: 0.290, SLG: 0.432										0	0	0	0	1	0	0
15 Reid Brignac, L (9, 6) OBP: 0.235, SLG: 0.195										0	0	0	0	0	0	0
24 Dan Johnson, L (1, 10) OBP: 0.188, SLG: 0.176		B FF 88 B CH 82 F FF 87 B FF 88 X SI 86 3-1 ③ F8			C CH 79 B CU 72 C FF 86 X FC 81 1-2 ① G4-3		F FF 92 X SL 82 0-1 ① F7		C FF 94 F FF 93 C SL 83 0-3 ① K 1-2	4	0	0	0	0	1	3
28 John Jaso, L (1, 2) OBP: 0.311, SLG: 0.418			C SI 85 X CH 78 0-1 ① G4-3		C FC 85 B FC 83 C FF 87 X FF 88 1-2 ② L3		B FF 92 X FF 92 1-0 5 G1-3 2-H 1B		C SL 80 X SL 82 0-1 ② F8 2-3	2	0	0	0	0	0	0
10 Kelly Shoppach, R (7, PH) OBP: 0.224, SLG: 0.226										2	0	1	1	0	0	1
(7, 2)																
Inning Stats	R: 0 E: 0 K: 1 S: 10 H: 1 LOB: 1 BB: 0 P: 15	R: 0 E: 0 K: 1 S: 12 H: 1 LOB: 1 BB: 0 P: 20	R: 0 E: 0 K: 1 S: 9 H: 0 LOB: 0 BB: 0 P: 14	R: 1 E: 0 K: 0 S: 11 H: 2 LOB: 1 BB: 0 P: 17	R: 0 E: 0 K: 0 S: 8 H: 0 LOB: 0 BB: 0 P: 13	R: 1 E: 0 K: 0 S: 8 H: 1 LOB: 1 BB: 1 P: 13	R: 1 E: 0 K: 0 S: 8 H: 2 LOB: 1 BB: 0 P: 10	R: 1 E: 0 K: 1 S: 11 H: 1 LOB: 0 BB: 0 P: 19	R: 0 E: 0 K: 1 S: 9 H: 0 LOB: 1 BB: 1 P: 13	1B: 2 2B: 4 3B: 0 HR: 2 SF: 0 SAC: 0 DP: 0 HBP: 0						

	AB	35
	R	4
	H	8
	RBI	4
	BB	2
	SO	5
	LOB	14

PITCHER		IP	WLS	BF	H	R	ER	SO	BB	IBB	HBP	BLK	WP	HR	S	P	ERA	WHIP
43 Josh Tomlin, R ERA: 2.7	(1, 1)	6.0		25	6	3	3	3	1	0	0	0	0	1	59	93	4.50	1.167
49 Tony Sipp, L ERA: 1.62	(7, 1)	1.0	H	4	1	0	0	0	0	0	0	0	0	0	7	9	0.00	1.000
52 Vinnie Pestano, R ERA: 1.84	(8, 1)	1.0	B	4	1	1	1	1	0	0	0	0	0	1	11	19	9.00	1.000
54 Chris Perez, R ERA: 2.81	(9, 1)	1.0	W	4	0	0	0	1	1	0	0	0	0	0	9	13	0.00	1.000

PITCHER		IP	WLS	BF	H	R	ER	SO	BB	IBB	HBP	BLK	WP	HR	S	P	ERA	WHIP

WP: 0 PB: 0 SB: 1 CS: 0 PA: 37

Tampa Bay Rays @ Cleveland Indians

Progressive Field, Cleveland, OH

Tue May 10 2011, 8:41 PM - 11:54 PM EDT

Att. 13,551 - Cloudy - 59 F

livebaseballscorecards.com

BOTTOM

Batter	1	2	3	4	5	6	7	8	9	AB	R	H	RBI	BB	SO	LOB
24 Grady Sizemore, L (1, 8) OBP: 0.333, SLG: 0.641	HR		F7	G4-6-3 1-2f		FC1-2 17 PB 13 1B 1-2 2-3 3-Hf		G3		5	1	1	1	0	0	6
13 Asdrúbal Cabrera, S (1, 6) OBP: 0.348, SLG: 0.444	41 G3-6-1 17 1B 1B		G3		17 G3 17 S 1B	17 PB 1-2 2-3 3-H 1B		G3-1		5	0	3	1	0	0	1
17 Shin-Soo Choo, L (1, 9) OBP: 0.311, SLG: 0.348	41 G3-6-1 1-2 1B		41 BB BB		G3 1-3	K 1-2 2-3 3-H			41 1B 20 FC6-2 BB	3	0	1	0	2	1	3
41 Carlos Santana, S (1, 2) OBP: 0.346, SLG: 0.389	G3-6-1 1-2f 2-3		1-2 BB		G5-3		20 1B BB		20 FC6-2 48 IBB 23 BB 1-3 1B	3	1	1	0	2	0	3
48 Travis Hafner, L (1, 10) OBP: 0.405, SLG: 0.510	BB		F7		K		F8		23 BB 20 FC6-2 1-2 IBB	3	0	0	0	2	1	4
20 Orlando Cabrera, R (1, 4) OBP: 0.296, SLG: 0.344	G1-3			L8		F9	23 G6-4-3 1-3 1B		FC6-2 23 BB 1-2 2-3 3-Hf	5	0	1	0	0	0	5
23 Michael Brantley, L (1, 7) OBP: 0.375, SLG: 0.387		K	HR		9 BB 7 S 24 FC1-2 1B	G6-4-3 1-2f			BB	4	1	2	2	1	1	2
7 Matt LaPorta, R (1, 3) OBP: 0.348, SLG: 0.475 8 Adam Everett, R (8, PR) OBP: 0.429, SLG: 0.333 (9, 5)		K	9 BB BB		24 FC1-2 9 BB 13 1B 1-2 BB			9 SH5-3 2B		2 0	1 0	1 0	0 0	2 0	1 0	0 0
9 Jack Hannahan, L (1, 5) OBP: 0.355, SLG: 0.427 (9, 3)		G6-3		24 G4-6-3 1-2 BB		13 1B 24 FC1-2 17 PB 1-2 2-3 BB		SH5-3 2-3		1	1	0	0	2	0	0
Inning Stats	R: 1 E: 0 K: 0 S: 10 H: 3 LOB: 2 BB: 1 P: 19	R: 0 E: 0 K: 2 S: 8 H: 0 LOB: 0 BB: 0 P: 11	R: 0 E: 0 K: 0 S: 11 H: 0 LOB: 2 BB: 2 P: 25	R: 1 E: 0 K: 0 S: 6 H: 1 LOB: 1 BB: 2 P: 15	R: 0 E: 0 K: 1 S: 13 H: 1 LOB: 1 BB: 0 P: 21	R: 2 E: 0 K: 1 S: 16 H: 2 LOB: 2 BB: 2 P: 32	R: 0 E: 0 K: 0 S: 7 H: 1 LOB: 1 BB: 1 P: 15	R: 0 E: 0 K: 0 S: 7 H: 1 LOB: 1 BB: 0 P: 9	R: 1 E: 0 K: 0 S: 8 H: 1 LOB: 3 BB: 3 P: 22	1B: 7 2B: 1 3B: 0 HR: 2 SF: 0 SAC: 1 DP: 3 HBP: 0						

	AB	31
	R	5
	H	10
	RBI	4
	BB	11
	SO	4
	LOB	24

WP: 0 PB: 1 SB: 2 CS: 0 PA: 43

PITCHER		IP	WLS	BF	H	R	ER	SO	BB	IBB	HBP	BLK	WP	HR	S	P	ERA	WHIP
21 Andy Sonnanstine, R ERA: 2.87	(1, 1)	3.1		18	4	2	2	2	5	0	0	0	0	2	33	68	5.40	2.700
27 Cesár Ramos, L ERA: 4.09	(4, 1)	1.2		5	1	0	0	1	0	0	0	0	0	0	15	23	0.00	0.600
47 Brandon Gomes, R ERA: 2.45	(6, 1)	0.1		4	1	2	1	0	2	0	0	0	0	0	7	17	27.00	9.000
37 Juan Cruz, R ERA: 2.57	(6, 1)	1.0		6	2	0	0	1	1	0	0	0	0	0	14	26	0.00	3.000
62 Joel Peralta, R ERA: 3.0	(7, 1)	1.2	L	8	2	1	1	0	1	1	0	0	0	0	13	27	5.40	1.800

PITCHER		IP	WLS	BF	H	R	ER	SO	BB	IBB	HBP	BLK	WP	HR	S	P	ERA	WHIP
43 Kyle Farnsworth, R ERA: 0.73	(9, 1)	0.1		2	0	0	0	0	1	0	0	0	0	0	4	8	0.00	3.000

TOP

Tampa Bay Rays @ Cleveland Indians

Progressive Field, Cleveland, OH

Wed May 11 2011, 7:06 PM - 9:54 PM EDT

Att. 16,336 - Cloudy - 67 F

livebaseballscorecards.com

Batter	1	2	3	4	5	6	7	8	9	AB	R	H	RBI	BB	SO	LOB
5 Sam Fuld, L (1, 7) OBP: 0.313, SLG: 0.381	B FF 92 B SI 91 B FF 92 B SI 92 4-0 22 G5-3 18 S BB	F SI 92 C SI 93 X CU 81 0-2 1-3 2-H 2B		C SI 92 F FF 93 B SI 92 F FF 93 B FF 92 B FF 93 X SI 92 3-2 22 BB 1-3 2-H 1B		B SI 89 X SI 88 1-0 ③ G4-3		B SI 86 B CH 82 C SI 86 X SI 87 2-1 22 F8 18 BB 1B		4	0	3	2	1	0	0
18 Ben Zobrist, S (1, 4) OBP: 0.358, SLG: 0.586	B SI 92 B SI 90 B SI 92 C SI 92 B SI 92 4-1 22 G5-3 1-2 BB	B SI 94 C SI 92 D CH 86 B SI 93 F CH 84 X CH 86 3-2 ③ G5-3		S CH 86 C FF 92 B SI 92 X CH 84 1-2 ② SF9 3-H			X SI 87 0-0 HR	B CH 81 B SI 88 B SI 88 B SI 87 4-0 1-2 BB		2	1	1	2	2	0	2
22 Johnny Damon, L (1, 10) OBP: 0.287, SLG: 0.419	X CH 85 0-0 ① G5-3 1-2 2-3		B SI 89 F FF 91 B FF 91 B SI 91 X FF 92 3-1 ① G3	P PO 90 B SI 90 S CH 84 B SI 92 B SI 91 4-1 1-2 BB			B SI 87 C SI 88 B CH 80 X CH 81 2-1 ① F7	C SI 89 F CH 81 B SI 88 F CU 72 B SI 88 F CH 82 F SI 86 B CH 81 X SI 88 3-2 ② F8 2-3		4	0	0	0	1	0	4
3 Evan Longoria, R (1, 5) OBP: 0.390, SLG: 0.559	B SI 92 F SI 92 B CH 86 C CH 86 F SI 93 C CH 86 2-3 ② K		X FF 91 0-0 ② G5-3	B CU 80 B FF 92 C CH 85 X CH 86 2-1 ③ G5-3			C CU 70 F SI 88 B SI 89 B CU 72 H SI 88 3-2 20 1B 2 2B HBP	F SI 90 S FC 89 B FC 89 S FC 89 1-3 ③ K		4	1	0	0	0	2	6
20 Matt Joyce, L (1, 9) OBP: 0.402, SLG: 0.575	X CH 85 0-0 ③ G4-3		X CH 84 0-0 ③ G4-3		C CH 84 F CH 84 B FF 90 S CH 86 1-3 ① K		S CH 81 D CH 80 B SI 88 C SI 88 X SI 88 2-2 2 2B 1-2 1B		C CH 80 B FC 89 B FF 89 B CH 81 X SI 91 3-1 HR	5	2	2	1	0	1	2
2 B.J. Upton, R (1, 8) OBP: 0.338, SLG: 0.447		C FF 92 B SI 92 S CH 86 X SI 92 1-2 ① G5-3		X SI 92 0-0 11 1B 28 FC3 1B	C CU 80 S CH 86 B FF 91 B CU 80 X CH 85 2-2 ② P6		B SI 88 X SI 88 1-0 1-H 2-H 2B		C FC 88 F FC 89 F CU 78 B FF 90 F FC 88 B CU 80 F SI 91 F FC 88 X SI 90 2-2 ① L6	5	1	2	2	0	0	0
11 Casey Kotchman, L (1, 3) OBP: 0.425, SLG: 0.451		C CH 85 B SI 93 B SI 91 X CH 84 2-1 15 FC4-6 1B		1 SAFE 1 SAFE 1 SAFE B SI 91 C SI 92 B SI 93 X SI 92 2-1 28 FC3 5 1B 1-3 1B	B SI 90 B SI 91 C SI 91 F FF 92 B CU 79 X FF 91 3-2 ③ G6-3		C CU 70 X SI 88 0-1 ② F7		B FC 88 F FC 87 X CH 81 1-1 ② G4-3	5	1	2	0	0	0	1
15 Reid Brignac, L (1, 6) OBP: 0.221, SLG: 0.183		C SI 92 S SI 92 F SI 93 D CU 80 B SI 92 X CH 85 2-2 ② FC4-6 28 1B 5 2B 1-2f		B SI 91 S CH 86 X SI 92 1-1 ① B3		X SI 88 0-0 ① F7	B CH 80 X SI 88 1-0 ③ G3		B FC 88 B SI 91 F SI 90 B FC 88 X FC 87 3-1 ③ P6	5	1	0	0	0	0	4
28 John Jaso, L (1, 2) OBP: 0.308, SLG: 0.408		B SI 92 C CH 85 1 SAFE X CH 85 1-1 5 2B 1-2 1B		C SI 93 B SI 94 B CU 80 F SI 92 B CU 80 F SI 94 X FF 92 3-2 FC3 5 1B 18 SF9 1-2 3-H		B SI 88 C SI 88 B CH 81 X SI 87 2-1 ② G3		X CH 80 0-0 ① L9		4	1	1	1	0	0	1
Inning Stats	R: 0 E: 0 K: 1 S: 7 H: 0 LOB: 2 BB: 2 P: 17	R: 1 E: 0 K: 0 S: 17 H: 3 LOB: 2 BB: 0 P: 26	R: 0 E: 0 K: 0 S: 4 H: 0 LOB: 0 BB: 0 P: 7	R: 3 E: 0 K: 0 S: 20 H: 3 LOB: 2 BB: 1 P: 35	R: 0 E: 0 K: 1 S: 9 H: 0 LOB: 0 BB: 0 P: 15	R: 0 E: 0 K: 0 S: 4 H: 0 LOB: 0 BB: 0 P: 7	R: 3 E: 0 K: 0 S: 12 H: 3 LOB: 1 BB: 0 P: 21	R: 0 E: 0 K: 1 S: 12 H: 1 LOB: 2 BB: 1 P: 22	R: 1 E: 0 K: 0 S: 13 H: 1 LOB: 0 BB: 0 P: 22	1B: 7 2B: 2 3B: 0 HR: 2 SF: 1 SAC: 0 DP: 0 HBP: 1	WP: 0 PB: 0 SB: 1 CS: 0 PA: 44					

	AB	38
	R	8
	H	11
	RBI	8
	BB	4
	SO	3
	LOB	20

PITCHER		IP	WLS	BF	H	R	ER	SO	BB	IBB	HBP	BLK	WP	HR	S	P	ERA	WHIP
59 Carlos Carrasco, R ERA: 5.29	(1, 1)	5.0	L	25	6	4	4	2	3	0	0	0	0	0	57	100	7.20	1.800
39 Justin Germano, R ERA: 6.17	(6, 1)	2.2		14	4	3	3	0	1	0	1	0	0	1	25	46	10.12	1.875
37 Chad Durbin, R ERA: 6.75	(8, 1)	1.1		5	1	1	1	1	0	0	0	0	0	1	16	26	6.75	0.750

PITCHER	IP	WLS	BF	H	R	ER	SO	BB	IBB	HBP	BLK	WP	HR	S	P	ERA	WHIP

Tampa Bay Rays @ Cleveland Indians

Progressive Field, Cleveland, OH

Wed May 11 2011, 7:06 PM - 9:54 PM EDT

Att. 16,336 - Cloudy - 67 F

livebaseballscorecards.com

BOTTOM

Batter	1	2	3	4	5	6	7	8	9	AB	R	H	RBI	BB	SO	LOB
23 Michael Brantley, L (1, 8) OBP: 0.371, SLG: 0.382	C FF 94 B FF 94 X FF 94 1-1 ① L1			B FF 92 B FF 94 X FF 94 2-0 ① G4-3		B FF 96 X FF 95 1-0 ③ G6-3		C FF 95 F FF 96 B FF 96 B SI 96 B FC 87 X FF 96 3-2 2-H 1B		4	0	1	1	0	0	0
13 Asdrúbal Cabrera, S (1, 6) OBP: 0.346, SLG: 0.445 8 Adam Everett, R (9, 6) OBP: 0.429, SLG: 0.333	C SI 96 B FF 95 S FF 95 F FF 96 B FF 96 F FF 95 X FF 96 2-2 ② F9			B SI 95 F FF 95 B SI 96 X FF 95 2-1 ② G4-3			C SI 91 F KC 77 B FF 95 B FC 94 X FC 87 2-2 17 G4-3 2B	B SI 96 S FF 95 B FF 96 X SI 96 2-1 ③ G6-3		4 0	0 0	1 0	0 0	0 0	0 0	1 0
17 Shin-Soo Choo, L (1, 9) OBP: 0.303, SLG: 0.338	C SI 96 C SI 96 B SI 97 S 1-3 ③ K			F FF 96 B FC 89 S FF 97 F FF 96 B FF 97 S FF 98 2-3 ③ K			X SI 96 0-0 ① G4-3 2-3		B FF 89 B SI 90 C SI 90 X FF 91 2-1 ① F7	4	0	0	0	0	2	1
41 Carlos Santana, S (1, 2) OBP: 0.350, SLG: 0.397		C FF 95 B FF 95 B FF 96 X FF 94 2-1 ① G6-3			B FF 93 X FF 93 1-0 2B		B FF 95 B SI 96 B SI 97 C FF 94 F FF 96 S FF 98 3-3 ② K		B FF 92 B SI 91 B FF 90 C FF 91 B SI 92 4-1 20 FC5-4 BB	3	0	1	0	1	1	1
47 Shelley Duncan, R (1, 10) OBP: 0.279, SLG: 0.415		C SI 96 T FF 96 B SI 98 B SI 97 X FF 97 2-2 ② G5-3			S FF 95 C SI 96 F FC 88 B SI 97 F SI 97 F SI 96 C SI 97 1-3 ① K		F FF 96 X FF 97 0-1 ③ P1		C SL 82 S SL 84 B FF 93 C FF 92 1-3 ② K	4	0	0	0	0	2	3
20 Orlando Cabrera, R (1, 4) OBP: 0.295, SLG: 0.348		B FF 96 B FF 96 C FF 95 X FF 95 2-1 ③ F8			B FF 94 F FF 96 X FF 96 1-1 ② F9			X FF 90 0-0 7 2B 2B	X FF 91 0-0 ③ FC5-4 1-2f	4	1	1	0	0	0	2
7 Matt LaPorta, R (1, 3) OBP: 0.347, SLG: 0.480			B FF 93 B FF 95 X FF 96 2-0 ① F8		B FF 97 C FF 96 S FF 97 C FC 90 1-3 ③ K			F KC 76 B FF 95 X FF 94 1-1 23 1B 2-H 2B		3	1	1	1	0	1	1
26 Austin Kearns, R (1, 7) OBP: 0.245, SLG: 0.191			T FF 96 C SI 96 F FF 97 B SI 97 C FC 89 1-3 ② K			C FF 94 S FF 95 B FF 96 X FF 96 1-2 ① L1-3		B FF 95 X FF 95 1-0 ① G6-3		3	0	0	0	0	1	1
9 Jack Hannahan, L (1, 5) OBP: 0.345, SLG: 0.414			C FF 97 X SI 98 0-1 ③ G5-3			B FF 95 B FF 96 F FF 93 B FF 96 X FF 94 3-1 ② G1-3		B FC 85 C FF 95 B FF 96 S FF 95 C SI 96 2-3 ② K		3	0	0	0	0	1	1
Inning Stats	R: 0 E: 0 K: 1 S: 10 H: 0 LOB: 0 BB: 0 P: 14	R: 0 E: 0 K: 0 S: 7 H: 0 LOB: 0 BB: 0 P: 13	R: 0 E: 0 K: 1 S: 7 H: 0 LOB: 0 BB: 0 P: 10	R: 0 E: 0 K: 1 S: 7 H: 0 LOB: 0 BB: 0 P: 13	R: 0 E: 0 K: 2 S: 12 H: 1 LOB: 1 BB: 0 P: 16	R: 0 E: 0 K: 0 S: 6 H: 0 LOB: 0 BB: 0 P: 11	R: 0 E: 0 K: 1 S: 9 H: 1 LOB: 1 BB: 0 P: 14	R: 2 E: 0 K: 1 S: 12 H: 3 LOB: 1 BB: 0 P: 21	R: 0 E: 0 K: 1 S: 7 H: 0 LOB: 1 BB: 1 P: 14	1B: 1 2B: 4 3B: 0 HR: 0		SF: 0 SAC: 0 DP: 0 HBP: 0		WP: 0 PB: 0 SB: 0 CS: 0	PA: 33	

PITCHER		IP	WLS	BF	H	R	ER	SO	BB	IBB	HBP	BLK	WP	HR	S	P	ERA	WHIP
14 David Price, L ERA: 3.12	(1, 1)	8.0	W	29	5	2	2	7	0	0	0	0	0	0	70	112	2.25	0.625
55 Rob Delaney, R ERA:	(9, 1)	1.0		4	0	0	0	1	1	0	0	0	0	0	7	14	0.00	1.000

PITCHER		IP	WLS	BF	H	R	ER	SO	BB	IBB	HBP	BLK	WP	HR	S	P	ERA	WHIP

AB	32
R	2
H	5
RBI	2
BB	1
SO	8
LOB	11

Batter	1	2	3	4	5	6	7	8	9	AB	R	H	RBI	BB	SO	LOB
5 Sam Fuld, L (1, 8) OBP: 0.309, SLG: 0.374	B FF 90 C SI 90 F SI 91 F FF 93 C SI 93 1-3 ① K	B SI 95 B SI 93 B FF 91 C SI 91 F SI 94 X FF 93 3-2 18 CS 2-H 3-H 1B			B SI 90 F FF 92 B SI 92 X FF 91 2-1 ② F8	C FF 88 F FF 88 B FC 87 B CU 77 X FC 88 2-2 ③ F7		1 SAFE 1 SAFE C SL 85 C SL 85 F SL 86 B SL 85 X SL 85 1-2 ③ G6-3		5	0	1	2	0	1	4
18 Ben Zobrist, S (1, 9) OBP: 0.365, SLG: 0.584	B FF 95 C SI 92 X SI 93 1-1 ② G6-3	B FF 91 B FF 92 2-0 ③ CS 1-2	C SI 91 X SL 82 0-1 3 FC5-4 22 1B 1B		B SI 91 B SI 90 B FF 93 B SI 90 4-0 BB		B FC 87 C SI 88 F CH 80 B CU 77 B FF 88 X FC 88 3-2 ① G4-3		X SL 82 0-0 3 PB 22 1B 3 2B 1B	4	1	2	0	1	0	0
22 Johnny Damon, L (1, 10) OBP: 0.291, SLG: 0.418	C FF 94 X SI 94 0-1 ③ G4-3		F SI 91 X FF 91 0-1 3 FC5-4 1-2 1B		1 SAFE B FF 90 F FF 89 1 SAFE 1 SAFE B FF 90 F SI 89 T FF 91 2-2 ③ K		B FC 89 X FF 88 1-0 ② P3		C SL 84 B SL 83 X SL 84 1-1 3 PB 3 2B 1-2 1B	5	1	2	0	0	1	1
3 Evan Longoria, R (1, 5) OBP: 0.413, SLG: 0.568		B SI 92 B SI 92 B SI 93 C FF 91 F SI 92 F SI 92 B SI 92 4-2 11 1B 20 1B 9 FC5-2 BB	B SI 91 S SL 82 X SI 90 1-1 ① FC5-4 20 L4-3 1-2f 2-3			X SI 90 0-0 ① B1-3	B FC 88 H SI 90 2-0 20 S HBP		B SI 90 F SI 92 X SI 91 1-1 20 G4-3 1-H 2-H 2B	3	0	1	2	1	0	2
20 Matt Joyce, L (1, 7) OBP: 0.410, SLG: 0.569		C SI 92 B SI 92 B SI 92 X SI 91 2-1 9 FC5-2 11 1B 15 2B 1-2 1B	B SI 92 F FF 91 T CH 85 B SI 83 X CH 86 2-2 ② ③ L4-3 1-1			C SI 89 F SI 90 B FF 94 B SL 81 F SI 90 B SI 91 4-2 11 1B 9 1B BB	B CH 81 B FC 87 C FC 88 D CH 82 D CH 85 4-2 1-2 BB		F SI 91 C SL 82 X SL 83 0-2 ① G4-3 2-3	3	2	1	0	2	0	3
11 Casey Kotchman, L (1, 3) OBP: 0.435, SLG: 0.453		B SI 93 B SI 92 F SI 92 C FF 93 F SI 92 X FF 93 2-2 9 FC5-2 15 2B 1-2 2-3 1B		C SI 89 S SI 90 B FF 94 C FF 95 1-3 ① K		B SI 89 X SI 90 1-0 10 BB 9 1B 1-3 1B	B FC 88 B FC 87 2 SAFE C FC 89 F FC 87 D CH 82 S FC 87 3-3 ③ K		B FF 93 B SI 92 B SI 91 B SI 90 4-0 9 CS BB	4	1	2	0	1	2	2
9 Elliot Johnson, S (1, 4) OBP: 0.304, SLG: 0.286		B SI 92 F FF 92 S SL 84 F SL 83 X FF 94 1-2 ① FC5-2 15 2B 5 1B 1-2 2-3 3-Hf		C SI 90 X SI 92 0-1 ② F9		X FF 90 0-0 10 BB 1-2 3-H 1B		B FF 89 B FF 89 B FF 88 C FF 88 B FF 89 4-1 15 FC1-6 BB	F SL 82 1 SAFE F SL 82 S FF 92 0-3 ② ③ K 1-2	4	1	1	1	1	1	5
15 Reid Brignac, L (1, 6) OBP: 0.222, SLG: 0.198		B SI 94 X FF 93 1-0 5 1B 1-3 2-H 3-H 2B		B SI 91 F FF 93 B FF 93 B SI 89 X FF 91 3-1 ③ G4-3		B SI 91 F SL 79 F SL 82 F FF 92 S SL 82 1-3 ② K		1 SAFE X FF 89 0-0 ① FC1-6 1-2f		4	1	1	2	0	1	3
10 Kelly Shoppach, R (1, 2) OBP: 0.226, SLG: 0.214		B SL 84 C FF 94 C SI 94 S SL 85 1-3 ② K		B SI 92 C SI 90 S SL 82 B SL 82 B SI 94 S FF 94 3-3 ① K		B SL 82 B SI 93 B SI 92 B SI 89 4-0 1-2 2-3 BB		1 SAFE C FF 87 F SL 85 S FF 85 0-3 ② K		3	0	0	0	1	3	3
Inning Stats	R: 0 E: 0 K: 1 S: 8 H: 0 LOB: 0 BB: 0 P: 10	R: 4 E: 0 K: 1 S: 20 H: 4 LOB: 0 BB: 1 P: 36	R: 0 E: 0 K: 0 S: 9 H: 2 LOB: 1 BB: 0 P: 12	R: 0 E: 0 K: 1 S: 7 H: 0 LOB: 0 BB: 0 P: 11	R: 0 E: 0 K: 2 S: 8 H: 0 LOB: 1 BB: 1 P: 19	R: 1 E: 0 K: 1 S: 13 H: 2 LOB: 3 BB: 2 P: 25	R: 0 E: 0 K: 1 S: 9 H: 0 LOB: 2 BB: 1 P: 22	R: 0 E: 0 K: 1 S: 9 H: 0 LOB: 1 BB: 1 P: 14	R: 2 E: 0 K: 1 S: 11 H: 3 LOB: 1 BB: 1 P: 17	1B: 9 2B: 3 3B: 0 HR: 0 SF: 0 SAC: 0 DP: 1 HBP: 1						

PITCHER		IP	WLS	BF	H	R	ER	SO	BB	IBB	HBP	BLK	WP	HR	S	P	ERA	WHIP
63 Justin Masterson, R ERA: 2.73	(1, 1)	5.2	L	27	8	5	5	6	4	0	0	0	0	0	62	108	7.94	2.118
37 Chad Durbin, R ERA: 6.14	(6, 1)	1.1		6	0	0	0	1	1	0	1	0	0	0	12	27	0.00	0.750
53 Rafael Perez, L ERA: 1.26	(8, 1)	1.0		6	2	2	1	1	1	0	0	0	0	0	12	18	9.00	3.000
38 Joe Smith, R ERA: 3.0	(9, 1)	1.0		4	1	0	0	1	1	0	0	0	0	0	8	13	0.00	2.000

PITCHER	IP	WLS	BF	H	R	ER	SO	BB	IBB	HBP	BLK	WP	HR	S	P	ERA	WHIP

TOP

Tampa Bay Rays @ Cleveland Indians

Progressive Field, Cleveland, OH

Thu May 12 2011, 12:08 PM - 3:11 PM EDT

Att. 18,107 - Partly Cloudy - 67 F

livebaseballscorecards.com

AB	35
R	7
H	11
RBI	7
BB	7
SO	9
LOB	23

Tampa Bay Rays @ Cleveland Indians

Progressive Field, Cleveland, OH

Thu May 12 2011, 12:08 PM - 3:11 PM EDT

Att. 18,107 - Partly Cloudy - 67 F

livebaseballscorecards.com

BOTTOM

Batter	1	2	3	4	5	6	7	8	9	AB	R	H	RBI	BB	SO	LOB
23 Michael Brantley, L (1, 8) OBP: 0.368, SLG: 0.378	B FF 91 B SI 92 C SI 91 X SI 91 2-1 G3 ①		B FF 92 F FC 88 S CH 84 B CH 84 B CH 83 X FF 93 3-2 13 PO 1B		C SI 90 C KC 78 C FC 88 0-3 K ③			B FF 91 X FF 92 1-0 F7 ①		4	0	1	0	0	1	1
13 Asdrúbal Cabrera, S (1, 6) OBP: 0.355, SLG: 0.483	B SI 93 B SI 91 X SI 92 2-0 G3 ②		1 SAFE 0-0 PO ③ 1-2	C SI 92 B CH 87 B FC 88 B SI 92 B FF 90 4-1 48 FC3-6 41 1B BB		X SI 90 0-0 HR		B FF 91 X FF 91 1-0 17 G3-1 3B		3	2	2	1	1	0	0
17 Shin-Soo Choo, L (1, 9) OBP: 0.302, SLG: 0.336	C SI 92 B CH 84 B CH 84 S CH 83 B FF 90 S CH 85 3-3 K ③			B KC 77 C CH 84 1 SAFE S CH 84 T FF 92 1-2 K ①		X SI 90 0-0 20 2B 1B		S FF 92 B FS 83 S FS 82 X FS 83 1-2 G3-1 ② 3-H		4	1	1	1	0	2	1
41 Carlos Santana, S (1, 2) OBP: 0.347, SLG: 0.392		X SI 91 0-0 G4-3 ①		1 SAFE B CH 84 X SI 91 1-0 48 FC3-6 1-2 1B		1 SAFE B CH 83 1 SAFE S CH 83 B CH 84 F FC 88 X CH 83 2-2 F9 ①		C FF 92 C CU 80 C FF 93 0-3 K ③		4	0	1	0	0	1	1
48 Travis Hafner, L (1, 10) OBP: 0.400, SLG: 0.500		C FF 92 X KC 78 0-1 1B		B FF 93 S CH 85 S CH 85 X CH 86 1-2 FC3-6 ② 1-2f 2-3		B SI 91 F CH 83 B CH 82 C SI 92 B FC 85 X CH 84 3-2 F8 ②			C FF 96 B SI 95 F FC 90 B SL 89 B FF 96 S SI 92 3-3 K ①	4	0	1	0	0	1	3
20 Orlando Cabrera, R (1, 4) OBP: 0.301, SLG: 0.368		B CH 83 B FF 90 B SI 92 C FF 90 C FF 91 T CH 83 3-2 K ②		X FC 86 0-0 P4 ③		D SI 91 X SI 90 1-0 47 PO 1-H 2B			B FF 98 C SI 93 X SI 93 1-1 47 1B 2B	4	1	2	1	0	1	3
47 Shelley Duncan, R (1, 7) OBP: 0.277, SLG: 0.400		C KC 77 B CH 83 C KC 78 B CH 85 B FF 92 C FF 92 3-3 K ③			F SI 91 F CH 84 B FF 92 S FF 92 1-3 K ①	C KC 76 F FF 92 B FF 92 F SI 93 2 SAFE 1-2 PO ③ 2-3	B CH 83 C FC 85 B KC 74 B FF 91 X FF 88 3-1 F8 ①		F SI 96 X FC 90 0-1 2-H 1B	4	0	1	1	0	2	1
7 Matt LaPorta, R (1, 3) OBP: 0.336, SLG: 0.462			C FF 91 X CH 83 0-1 G5-3 ①		C KC 76 B FC 84 F FF 91 X CH 85 1-2 G6-3 ②		S FC 84 C FC 83 S CH 82 0-3 K2-3 ②		B FC 92 S SL 88 B SI 97 X FC 91 2-1 F7 ②	4	0	0	0	0	1	1
9 Jack Hannahan, L (1, 5) OBP: 0.342, SLG: 0.408			C FF 92 X FF 89 0-1 G4-3 ②		B SI 92 F SI 91 F FC 88 B CH 82 X CH 83 2-2 1B		C KC 75 F CH 86 B CH 83 X FC 87 1-2 L7 ③		C FC 92 B FC 92 X SI 93 1-1 G4-3 ③	4	0	1	0	0	0	1

	AB	R	H	RBI	BB	SO	LOB
AB	**35**						
R	**4**						
H	**10**						
RBI	**4**						
BB	**1**						
SO	**9**						
LOB	**12**						

Inning Stats	1	2	3	4	5	6	7	8	9	1B: 6	SF: 0	WP: 0	PA: 38
	R: 0 E: 0 K: 1 S: 6 H: 0 LOB: 0 BB: 0 P: 13	R: 0 E: 0 K: 2 S: 9 H: 1 LOB: 1 BB: 0 P: 15	R: 0 E: 0 K: 0 S: 7 H: 1 LOB: 0 BB: 0 P: 10	R: 0 E: 0 K: 1 S: 9 H: 1 LOB: 2 BB: 1 P: 16	R: 0 E: 0 K: 2 S: 12 H: 1 LOB: 1 BB: 0 P: 16	R: 2 E: 0 K: 0 S: 12 H: 3 LOB: 0 BB: 0 P: 19	R: 0 E: 0 K: 1 S: 8 H: 0 LOB: 0 BB: 0 P: 12	R: 1 E: 0 K: 1 S: 8 H: 1 LOB: 0 BB: 0 P: 11	R: 1 E: 0 K: 1 S: 11 H: 2 LOB: 1 BB: 0 P: 18	2B: 2 3B: 1 HR: 1	SAC: 0 DP: 0 HBP: 0	PB: 0 SB: 0 CS: 0	

PITCHER		IP	WLS	BF	H	R	ER	SO	BB	IBB	HBP	BLK	WP	HR	S	P	ERA	WHIP
33 James Shields, R ERA: 2.08	(1, 1)	7.0	W	27	7	2	2	7	1	0	0	0	0	1	63	101	2.57	1.143
62 Joel Peralta, R ERA: 3.32	(8, 1)	1.0	H	4	1	1	1	1	0	0	0	0	0	0	8	11	9.00	1.000
43 Kyle Farnsworth, R ERA: 1.35	(9, 1)	1.0		5	2	1	1	1	0	0	0	0	0	0	11	18	9.00	2.000

PITCHER	IP	WLS	BF	H	R	ER	SO	BB	IBB	HBP	BLK	WP	HR	S	P	ERA	WHIP

Seattle Mariners @ Cleveland Indians

Progressive Field, Cleveland, OH

Fri May 13 2011, 7:07 PM - 9:31 PM EDT

Att. 33,774 - Cloudy - 76 F

TOP

livebaseballscorecards.com

Batter	1	2	3	4	5	6	7	8	9	AB	R	H	RBI	BB	SO	LOB
51 Ichiro Suzuki, L (1, 9) OBP: 0.352, SLG: 0.345	F8			9 G3-6-3 BB		G4-3		G4-3		3	0	0	0	1	0	0
9 Chone Figgins, S (1, 5) OBP: 0.267, SLG: 0.307	G1-3			G3-6-3 1-2f			17 HR 1B	G3		4	1	1	0	0	0	1
17 Justin Smoak, S (1, 3) OBP: 0.400, SLG: 0.527	G6-3			G4-3			HR 1-H	29 1B HBP		3	1	1	2	0	0	0
29 Jack Cust, L (1, 10) OBP: 0.377, SLG: 0.291		K			G4-3		4 G3 26 1B 2B	1-2 1B		4	1	2	0	0	1	0
4 Adam Kennedy, L (1, 4) OBP: 0.275, SLG: 0.395		F9			F9		G3 2-3	P4		4	0	0	0	0	0	3
8 Carlos Peguero, L (1, 7) OBP: 0.190, SLG: 0.300		G4-3			HR		26 1B BB		K 55 F9-3	3	1	1	1	1	1	0
26 Brendan Ryan, R (1, 6) OBP: 0.275, SLG: 0.250			K		L8		1-2 3-H 1B		F9	4	0	1	1	0	1	1
55 Michael Saunders, L (1, 8) OBP: 0.225, SLG: 0.270			P5			G4-3	F8		F9-3 1-1	4	0	0	0	0	0	3
5 Chris Gimenez, R (1, 2) OBP: 0.310, SLG: 0.200			G5-3			G6-3	F9			3	0	0	0	0	0	2

	AB	32
	R	4
	H	6
	RBI	4
	BB	2
	SO	3
	LOB	10

Inning Stats	1	2	3	4	5	6	7	8	9	1B: 3	SF: 0	WP: 1	PA: 35
R	0	0	0	0	1	0	3	0	0	2B: 2	SAC: 0	PB: 0	
E	0	0	0	0	0	0	0	0	0	3B: 0	DP: 2	SB: 0	
K	0	1	1	0	0	0	0	0	1	HR: 2	HBP: 1	CS: 0	
S	4	6	8	8	7	9	16	9	9				
H	0	0	0	0	1	0	4	1	0				
LOB	0	0	0	0	0	0	2	0	0				
BB	0	0	0	1	0	0	1	0	0				
P	7	11	11	13	10	12	27	15	13				

PITCHER		IP	WLS	BF	H	R	ER	SO	BB	IBB	HBP	BLK	WP	HR	S	P	ERA	WHIP
55 Roberto Hernandez, R ERA: 3.94	(1, 1)	7.2		31	6	4	4	2	2	0	1	0	0	2	66	105	4.70	1.043
49 Tony Sipp, L ERA: 1.5	(8, 1)	1.1	W	4	0	0	0	1	0	0	0	0	1	0	10	14	0.00	0.000

PITCHER		IP	WLS	BF	H	R	ER	SO	BB	IBB	HBP	BLK	WP	HR	S	P	ERA	WHIP

Batter	1	2	3	4	5	6	7	8	9	AB	R	H	RBI	BB	SO	LOB
23 Michael Brantley, L (1, 8) OBP: 0.372, SLG: 0.412	C FF 87 S FF 88 B SI 88 X FC 87 1-2 F7 ①		B SI 92 F CH 84 B CU 77 F SI 92 X FF 90 2-2 HR			C CU 76 B CU 77 F FC 85 X CU 76 1-2 G3-1 ②			C SI 95 B FS 86 X SI 95 1-1 13 2B 2B	4	2	2	1	0	0	0
13 Asdrúbal Cabrera, S (1, 6) OBP: 0.353, SLG: 0.484	F SI 90 X FC 85 0-1 F9 ②		B CH 86 C CH 83 B CU 77 B CH 84 S SI 91 X SI 91 3-2 G1-3 ③			B CH 82 C FF 90 X FC 85 1-1 G4-3 ③			X SI 95 0-0 17 G3 48 HR 2B 2-H	4	1	1	1	0	0	0
17 Shin-Soo Choo, L (1, 9) OBP: 0.301, SLG: 0.354	C SI 89 S SI 90 X SI 90 0-2 HR			L CU 74 F CH 82 F SI 91 F FC 86 B CU 75 X CH 83 1-2 G4-3 ①			C SI 89 B FC 84 S SI 91 S FC 86 1-3 K ①		X SI 96 0-0 G3 ① 2-3	4	1	1	1	0	1	1
41 Carlos Santana, S (1, 2) OBP: 0.345, SLG: 0.382	B SI 90 C CH 82 X FC 85 1-1 P5 ③			C CU 74 S CH 82 S CH 84 0-3 K ②			C SI 90 C CU 76 B SI 91 B CU 75 B FC 85 B CH 83 4-2 BB		C SI 96 F SI 96 B FS 86 B SI 95 B SI 98 X SI 97 3-2 G4-3 ②	3	0	0	0	1	1	1
48 Travis Hafner, L (1, 10) OBP: 0.403, SLG: 0.528		F SI 91 B FF 90 B FC 87 S CH 84 F FC 84 X CH 84 2-2 20 G6-4-3 1B		C FC 88 S SI 92 B CU 77 X CH 84 1-2 G4-3 ③			F FF 89 B SI 89 C CH 84 C FC 88 1-3 K ②		F SI 97 X SI 96 0-1 3-H HR	4	1	2	2	0	1	1
20 Orlando Cabrera, R (1, 4) OBP: 0.295, SLG: 0.360		C SI 88 F SI 91 F FF 91 X SI 90 0-2 G6-4-3 ①② 1-2f			C CU 74 X FC 87 0-1 L8 ①		S FF 90 F FC 88 C FF 90 0-3 K ③			3	0	0	0	0	1	2
7 Matt LaPorta, R (1, 3) OBP: 0.328, SLG: 0.450		S FC 87 B FC 89 B CH 86 F CH 83 X SI 91 2-2 P6 ③			S CH 84 B FF 91 B CH 83 X SI 92 2-1 G1-6-3 ②			B CU 74 B SI 90 B FC 86 C SI 89 C SI 91 S CU 76 3-3 K ①		3	0	0	0	0	1	0
26 Austin Kearns, R (1, 7) OBP: 0.250, SLG: 0.200			C FF 90 X SI 89 0-1 9 CS 1B		C SI 90 B FC 86 X FC 88 1-1 G1-3 ③			B FC 85 X FC 88 1-0 L7 ②		3	0	1	0	0	0	0
9 Jack Hannahan, L (1, 5) OBP: 0.333, SLG: 0.396			C SI 90 B SI 90 S FF 90 C SI 91 1-3 K ①② 1-2			B SI 90 C SI 92 F SI 91 F CU 75 F SI 91 X FC 84 1-2 F8 ①		C FC 86 B SI 92 X SI 92 1-1 G6-3 ③		3	0	0	0	0	1	1
Inning Stats	R: 1 H: 1 E: 0 LOB: 0 K: 0 BB: 0 S: 10 P: 12	R: 0 H: 1 E: 0 LOB: 0 K: 0 BB: 0 S: 11 P: 15	R: 1 H: 2 E: 0 LOB: 0 K: 1 BB: 0 S: 11 P: 17	R: 0 H: 0 E: 0 LOB: 0 K: 1 BB: 0 S: 11 P: 13	R: 0 H: 0 E: 0 LOB: 0 K: 0 BB: 0 S: 6 P: 9	R: 0 H: 0 E: 0 LOB: 0 K: 0 BB: 0 S: 10 P: 13	R: 0 H: 0 E: 0 LOB: 1 K: 3 BB: 1 S: 11 P: 17	R: 0 H: 0 E: 0 LOB: 0 K: 1 BB: 0 S: 6 P: 11	R: 3 H: 3 E: 0 LOB: 0 K: 0 BB: 0 S: 9 P: 13	1B: 2 2B: 2 3B: 0 HR: 3	SF: 0 SAC: 0 DP: 1 HBP: 0		WP: 0 PB: 0 SB: 0 CS: 1	PA: 32			

PITCHER	IP	WLS	BF	H	R	ER	SO	BB	IBB	HBP	BLK	WP	HR	S	P	ERA	WHIP
58 Doug Fister, R (1, 1) ERA: 3.22	8.0		27	4	2	2	6	1	0	0	0	0	2	76	107	2.25	0.625
43 Brandon League, R (9, 1) ERA: 7.31	0.2	L	5	3	3	3	0	0	0	0	0	0	1	9	13	40.50	4.500

PITCHER	IP	WLS	BF	H	R	ER	SO	BB	IBB	HBP	BLK	WP	HR	S	P	ERA	WHIP

BOTTOM

Seattle Mariners @ Cleveland Indians

Progressive Field, Cleveland, OH

Fri May 13 2011, 7:07 PM - 9:31 PM EDT

Att. 33,774 - Cloudy - 76 F

livebaseballscorecards.com

AB	31
R	5
H	7
RBI	5
BB	1
SO	6
LOB	6

Cleveland Indians @ Kansas City Royals

Kauffman Stadium, Kansas City, MO

Mon May 16 2011, 7:11 PM - 10:13 PM CDT

Att. 12,242 - Clear - 69 F

TOP

livebaseballscorecards.com

Batter	1	2	3	4	5	6	7	8	9	AB	R	H	RBI	BB	SO	LOB
23 Michael Brantley, L (1, 8) OBP: 0.383, SLG: 0.437	C FF 92 B FF 91 B CH 83 B FF 93 B FF 93 4-1 13 FC3-6 BB	C FF 90 B CH 87 X SI 91 1-1 13 G3 2-3 3-H 1B		0 CH 86 4-0 0 FF 93 0 FF 91 0 FF 92 17 F8 13 1B 48 2B 1-2 BB B KC 80 1-1 F FF 90 X FF 90 1-H 3-H HR	X FF 96 0-0 F8 ③		C FF 94 D CH 84 F FF 94 X CU 76 1-2 G4-6-3 ② ③ 1-2f			4	2	2	4	2	0	2
13 Asdrúbal Cabrera, S (1, 6) OBP: 0.352, SLG: 0.484	B SI 92 B SI 91 1 SAFE C FF 90 B FF 93 X FF 91 3-1 ① FC3-6 41 BB 17 S 20 1B 1-2f	X SI 90 0-0 ② G3 1-2		0 FF 92 2-0 X CH 88 X FF 90 41 S 48 2B 1-2 2-H 1B C FF 91 F CH 86 F FF 93 S SL 83 0-3 ③ K		B FF 95 C FF 94 C FF 96 X KC 80 1-2 17 1B 47 2B 2B		C FF 91 B FF 90 B FC 90 F FF 92 C FF 92 2-3 ① K		6	3	2	1	0	2	3
17 Shin-Soo Choo, L (1, 9) OBP: 0.308, SLG: 0.362	B SI 90 1 SAFE C CH 81 B CH 86 F FC 85 B SI 88 B SI 89 4-2 41 BB 20 1B 1-2 BB	C FF 92 X FF 93 0-1 ③ L4		B FF 92 B FF 92 F FF 91 S FF 93 X FF 93 2-2 ② F8 2-3	B FF 89 F FF 91 B SL 83 X FF 91 2-1 ① F7	B FF 95 C FF 96 C KC 79 B FF 95 X FF 95 3-2 47 2B 2-3 1B		S FF 93 F FF 93 B FF 92 X CH 85 1-2 2B		5	2	2	0	1	0	4
41 Carlos Santana, S (1, 2) OBP: 0.357, SLG: 0.389 (7, 3)	B CH 81 B CH 82 S SI 89 B FF 90 B FF 89 4-1 20 1B 1-2 2-3 BB	L FF 90 B SL 85 B SL 86 B FF 90 F SI 91 F SI 91 F SI 93 B SI 91 4-2 28 WP 20 S BB	C FF 92 1 SAFE F KC 80 1 SAFE B FF 93 B FF 93 B SL 84 B SL 85 4-2 48 2B 1-2 BB	B KC 80 B FF 91 S CH 84 X CH 84 2-1 20 1B 28 1B 2B	C FF 96 S FF 96 B FF 97 F FF 96 B KC 78 F FF 96 F FF 94 B KC 79 X FF 95 3-2 ① P4		C FC 92 X FC 91 0-1 ② F8		3	2	1	0	3	0	3
48 Travis Hafner, L (1, 10) OBP: 0.407, SLG: 0.532 47 Shelley Duncan, R (6, PH) OBP: 0.286, SLG: 0.426 (6, 10)	C SI 91 B FF 92 C SL 86 0-3 ② K	B FF 94 B FF 93 1 SAFE C FF 92 F FF 94 F FF 93 B SL 84 F FF 93 1 SAFE 3-2 ① F SI 84 X FF 94 F9	S SL 84 F SL 84 B FF 92 B FF 93 X FF 93 2-2 20 1B 1-H 2-H 3-H 2B	B SI 91 B FF 92 B FF 91 B SI 91 4-0 28 1B 20 1B 7 2B BB	S FF 96 F FF 96 B KC 78 B FF 96 X FF 96 2-2 1-H 3-H 2B		B FF 92 C FC 91 C SL 79 F FF 93 C FF 93 1-3 ③ K		3	2	1	3	1	1	4
20 Orlando Cabrera, R (1, 4) OBP: 0.307, SLG: 0.371 8 Adam Everett, R (6, PH) OBP: 0.400, SLG: 0.308 (6, 4)	L SI 92 S SI 93 X SI 93 0-2 ③ 1-3 2-H 3-H 1B	S SL 84 D SL 85 F SI 93 B FF 94 S SL 84 2-3 ② K 1-2	F FF 92 X FF 93 0-1 28 1B 7 2B 2-H 1B	X SL 82 0-0 28 1B 7 2B 1-2 2-3 1B	F FF 96 F FF 96 B KC 78 F KC 78 X FF 95 1-2 ② F9		X FF 91 0-0 ① P5		4	2	3	3	0	1	1
										2	0	0	0	0	0	1
28 Travis Buck, L (1, 7) OBP: 0.306, SLG: 0.371	B SI 91 S SI 92 X SI 91 1-1 9 SH1-3 7 BB 23 1B 1B	F CH 87 B FF 93 B SL 84 X CH 87 2-1 ③ G3 2-3	C SI 91 B CH 86 X CH 86 1-1 7 2B 1-2 1B	F CH 84 X CH 84 0-1 7 2B 9 G6-3 1-2 2-3 3-H 1B	B KC 78 C FF 94 X FF 96 1-1 ③ G6-3		C FF 90 S CH 82 X SL 81 0-2 ② G1-3		6	3	3	1	0	0	2
7 Matt LaPorta, R (1, 3) OBP: 0.354, SLG: 0.487 6 Lou Marson, R (7, 2) OBP: 0.342, SLG: 0.441	B SI 92 F SI 91 B KC 82 B SI 91 B SI 92 4-1 23 1B 9 SH1-3 1-2 BB	X FF 91 0-0 9 FC4-8 1B X SL 83 0-0 9 1B 23 HR 1-H 2-H 2B	S FF 95 S FF 95 D KC 79 X FF 95 1-2 9 G6-3 1-3 2-H 3-H 2B		C FF 93 B CH 82 S CH 83 B FF 94 F FF 93 B CH 83 X FF 93 3-2 23 G4-6-3 1B		C SL 79 C SL 81 B FF 91 B SL 80 F FF 91 B FF 92 F FF 91 X FF 92 3-2 ③ F8		4	1	4	4	1	0	0
										1	0	0	0	0	0	0
9 Jack Hannahan, L (1, 5) OBP: 0.331, SLG: 0.391	X FF 91 0-0 ① SH1-3 1-2 2-3	C SI 91 X KC 79 X FF 92 1-1 ① FC4-6 23 BB 13 1B 1-2f 9 FF 93 F FF 91 B FF 91 X CH 86 2-1 23 HR 2-3 1B	C FF 95 C KC 79 F KC 78 B KC 78 X FF 97 1-2 ② G6-3 2-3 3-H		X FF 93 0-0 ① F7				4	2	1	1	0	0	3

Inning Stats																								
	R: 2	H: 1	R: 1	H: 2	R: 0	H: 0	R: 10	H: 8	R: 4	H: 4	R: 2	H: 3	R: 0	H: 1	R: 0	H: 1	R: 0	H: 0	1B: 12	SF: 0	WP: 1	PA: 53
	E: 0	LOB: 2	E: 0	LOB: 2	E: 0	LOB: 1	E: 0	LOB: 0	E: 0	LOB: 1	E: 0	LOB: 0	E: 0	LOB: 1	E: 0	LOB: 0	E: 0	LOB: 0	2B: 7	SAC: 1	PB: 0	
	K: 1	BB: 3	K: 0	BB: 1	K: 1	BB: 1	K: 1	BB: 2	K: 0	BB: 1	K: 0	BB: 0	K: 0	BB: 0	K: 2	BB: 0	K: 0	BB: 0	3B: 0	DP: 1	SB: 3	
	S: 12	P: 27	S: 9	P: 15	S: 15	P: 26	S: 25	P: 44	S: 15	P: 25	S: 21	P: 32	S: 8	P: 12	S: 12	P: 16	S: 9	P: 12	HR: 1	HBP: 0	CS: 0	

PITCHER		IP	WLS	BF	H	R	ER	SO	BB	IBB	HBP	BLK	WP	HR	S	P	ERA	WHIP
34 Kyle Davies, R ERA: 7.46	(1, 1)	0.1	L	4	0	2	2	0	3	0	0	0	0	0	6	21	54.00	9.000
47 Nate Adcock, R ERA: 2.16	(1, 1)	1.2		9	3	1	1	1	2	0	0	0	0	0	19	29	5.40	3.000
32 Vin Mazzaro, R ERA: 22.74	(3, 1)	2.1		21	11	14	14	2	3	0	0	0	1	1	43	77	54.00	6.000
41 Jeremy Jeffress, R ERA: 3.6	(5, 1)	1.2		9	4	2	2	0	0	0	0	0	0	0	29	42	10.80	2.400
55 Tim Collins, L ERA: 3.22	(7, 1)	1.0		3	1	0	0	0	0	0	0	0	0	0	8	12	0.00	1.000

PITCHER		IP	WLS	BF	H	R	ER	SO	BB	IBB	HBP	BLK	WP	HR	S	P	ERA	WHIP
48 Joakim Soria, R ERA: 4.02	(8, 1)	1.0		4	1	0	0	2	0	0	0	0	0	0	12	16	0.00	1.000
31 Louis Coleman, R ERA: 1.74	(9, 1)	1.0		3	0	0	0	0	0	0	0	0	0	0	9	12	0.00	0.000

AB	44
R	19
H	20
RBI	19
BB	8
SO	5
LOB	24

BOTTOM

Batter	1	2	3	4	5	6	7	8	9	AB	R	H	RBI	BB	SO	LOB
13 Mike Aviles, R (1, 4) (6, 6) OBP: 0.274, SLG: 0.470	C FF 87 B FC 84 X FC 84 1-1 G6-3 ①		B FC 84 X FC 84 1-0 F9 ③		C FF 89 S FF 89 D FC 85 F FC 86 B FF 90 X FC 84 2-2 F9 ③			B SI 91 S FF 89 F FC 87 X FC 88 1-2 F8 ②		4	0	0	0	0	0	3
53 Melky Cabrera, S (1, 8) OBP: 0.305, SLG: 0.461 1 Jarrod Dyson, L (6, 8) OBP: 0.296, SLG: 0.174	F FF 88 B FF 89 B CH 80 B FF 87 C FF 87 X FF 89 3-2 F8 ②			F FF 85 B SI 86 C FC 83 X CH 86 1-2 F7 ①		B FF 85 X FF 85 1-0 L3 ①		X SI 92 0-0 G5-3 ③		2 2	0 0	0 0	0 0	0 0	0 0	0 0
4 Alex Gordon, L (1, 7) OBP: 0.347, SLG: 0.475	B FF 85 X CH 78 1-0 G4-3 ③			X CH 85 0-0 16 G4-3 3B		B FC 83 B FF 86 X SI 85 2-0 P6 ②			B FF 92 X FF 93 1-0 L3 ①	4	1	1	0	0	0	0
16 Billy Butler, R (1, 10) OBP: 0.399, SLG: 0.440		C FF 86 C FF 87 X CU 75 0-2 G4-3 ①		B FF 86 B FC 83 S FC 83 F FC 84 X CU 75 2-2 G4-3 3-H ②		X FF 87 0-0 2B			X FF 94 0-0 F8 ②	4	0	1	1	0	0	0
21 Jeff Francoeur, R (1, 9) OBP: 0.341, SLG: 0.543 12 Mitch Maier, L (6, 9) OBP: 0.500, SLG: 0.538		B FC 84 B FC 86 B FF 88 C FF 90 X FC 86 3-1 F7 ②		C FF 88 S FF 89 B FC 85 B CU 75 X FF 89 2-2 F8 ③		C CH 86 B CH 80 F FF 86 B FC 85 B FF 87 X FF 86 3-2 F8 ③			C FF 94 H FF 92 1-1 HBP	2 1	0 0	0 0	0 0	0 0	0 0	0 1
35 Eric Hosmer, L (1, 3) OBP: 0.333, SLG: 0.515		C FF 89 F FF 90 X CU 75 0-2 G1-3 ③			F FF 85 B CH 79 X FC 84 1-1 24 1B 2B		X FF 89 0-0 P6 ①		S SI 93 S FF 93 T FF 94 0-2 K ③	4	0	1	0	0	1	1
24 Wilson Betemit, S (1, 5) OBP: 0.382, SLG: 0.458			C FF 86 X FC 83 0-1 G3 ①		F CH 86 B FF 86 F FF 86 D CU 74 X FF 87 2-2 2-3 1B		B SI 89 F SI 90 F CH 82 B FF 89 X CH 82 2-2 G3 ②			3	0	1	0	0	0	0
15 Matt Treanor, R (1, 2) OBP: 0.386, SLG: 0.366 3 Brayan Peña, S (5, PH) OBP: 0.269, SLG: 0.293 (6, 2)			C FF 87 F FF 88 X CU 74 0-2 2B		F CH 85 F CH 82 F CU 75 F CU 74 S FC 84 0-3 K ①		C SI 90 S CU 71 B SI 90 B CU 73 X FF 90 2-2 G1-3 ③			1 2	0 0	1 0	0 0	0 0	0 1	0 2
2 Alcides Escobar, R (1, 6) OBP: 0.252, SLG: 0.266 17 Chris Getz, L (5, PH) OBP: 0.295, SLG: 0.261 (6, 4)			C FC 83 F FF 86 D FC 84 F FF 88 X FF 88 1-2 L4 ②		X SI 87 0-0 P5 ②			C SI 90 X FC 89 0-1 L6 ①		1 2	0 0	0 0	0 0	0 0	0 0	1 2
Inning Stats	R: 0 E: 0 K: 0 S: 6 H: 0 LOB: 0 BB: 0 P: 11	R: 0 E: 0 K: 0 S: 8 H: 0 LOB: 0 BB: 0 P: 11	R: 0 E: 0 K: 0 S: 10 H: 1 LOB: 1 BB: 0 P: 12	R: 1 E: 0 K: 0 S: 10 H: 1 LOB: 0 BB: 0 P: 15	R: 0 E: 0 K: 1 S: 15 H: 2 LOB: 2 BB: 0 P: 20	R: 0 E: 0 K: 0 S: 6 H: 1 LOB: 1 BB: 0 P: 12	R: 0 E: 0 K: 0 S: 7 H: 0 LOB: 0 BB: 0 P: 11	R: 0 E: 0 K: 0 S: 6 H: 0 LOB: 0 BB: 0 P: 7	R: 0 E: 0 K: 1 S: 6 H: 0 LOB: 1 BB: 0 P: 8	1B: 1 2B: 3 3B: 1 HR: 0	SF: 0 SAC: 0 DP: 0 HBP: 1		WP: 0 PB: 0 SB: 0 CS: 0	PA: 33		

PITCHER		IP	WLS	BF	H	R	ER	SO	BB	IBB	HBP	BLK	WP	HR	S	P	ERA	WHIP
43 Josh Tomlin, R ERA: 2.56	(1, 1)	6.0	W	23	5	1	1	1	0	0	0	0	0	0	55	81	1.50	0.833
39 Justin Germano, R ERA: 5.68	(7, 1)	1.0		3	0	0	0	0	0	0	0	0	0	0	7	11	0.00	0.000
37 Chad Durbin, R ERA: 5.74	(8, 1)	1.0		3	0	0	0	0	0	0	0	0	0	0	6	7	0.00	0.000
52 Vinnie Pestano, R ERA: 1.72	(9, 1)	1.0		4	0	0	0	1	0	0	1	0	0	0	6	8	0.00	0.000

PITCHER	IP	WLS	BF	H	R	ER	SO	BB	IBB	HBP	BLK	WP	HR	S	P	ERA	WHIP

Cleveland Indians @ Kansas City Royals

Kauffman Stadium, Kansas City, MO

Mon May 16 2011, 7:11 PM - 10:13 PM CDT

Att. 12,242 - Clear - 69 F

livebaseballscorecards.com

AB	32
R	1
H	5
RBI	1
BB	0
SO	2
LOB	10

Cleveland Indians @ Kansas City Royals

Kauffman Stadium, Kansas City, MO

Tue May 17 2011, 7:11 PM - 10:12 PM CDT

Att. 17,712 - Clear - 65 F

TOP

livebaseballscorecards.com

Batter	1	2	3	4	5	6	7	8	9	AB	R	H	RBI	BB	SO	LOB
23 Michael Brantley, L (1, 8) OBP: 0.377, SLG: 0.439	B FF 90 C FF 91 C SL 80 B FF 92 X FF 91 2-2 13 SH5-3 48 2B 2B	C CU 69 T SL 81 F SL 81 X SL 79 0-2 ③ L9		C SL 76 B SL 77 X CH 74 1-1 ② SF8 3-H		B FF 89 X FF 93 1-0 ③ G3			C SI 95 B FF 97 C KC 81 S SL 86 1-3 ① K	4	1	1	1	0	1	0
13 Asdrúbal Cabrera, S (1, 6) OBP: 0.350, SLG: 0.497	C CU 70 X SI 91 0-1 ① SH5-3 2-3		F FF 90 F CU 68 F CH 76 B SI 93 F CH 76 X SL 77 1-2 ① F7	B CU 69 C SL 76 S SL 78 F SI 93 B SI 93 X SL 79 2-2 ③ G4-3			B FF 91 B FF 91 B FF 91 C FF 89 X FF 91 3-1 HR		B KC 82 B FF 96 C SI 96 S SI 95 B FF 96 X SI 95 3-2 ② G4-3	4	1	1	1	0	0	2
17 Shin-Soo Choo, L (1, 9) OBP: 0.316, SLG: 0.362	B SI 93 H SI 92 2-0 41 BB 48 2B HBP		B CU 70 F FF 93 B FF 93 X SI 93 2-1 41 FC4-6 1B		X FF 90 0-0 ① F8		B FF 92 C CU 80 B FF 91 B FF 91 B FF 92 4-1 48 FC3-6 41 1B BB		B FF 96 F FF 95 S SL 86 C SL 85 1-3 ③ K	3	1	1	0	1	1	0
41 Carlos Santana, S (1, 2) OBP: 0.367, SLG: 0.419	1 SAFE P PO 85 B CU 71 D CH 76 B FF 92 4-0 48 2B 1-2 BB		B CU 69 1 SAFE B FF 91 S SI 89 X FF 91 2-1 ② FC4-6 1-2f		B SI 91 C FF 90 B CU 69 B SI 93 X SI 90 3-1 HR		B CU 79 X FF 92 1-0 48 FC3-6 1-2 1B			3	2	2	1	1	0	1
48 Travis Hafner, L (1, 10) OBP: 0.409, SLG: 0.549	X FF 92 0-0 1-H 2-H 3-H 2B		1 SAFE C CU 69 B CU 69 B SI 92 F CH 74 B SI 93 X SL 78 3-2 ③ F8		B SL 78 B SI 92 F SI 92 X SI 92 2-1 28 1B 2B		C SI 89 D CU 81 C CU 80 X FF 92 1-2 ① FC3-6 20 G4-6-3 1-2f 2-3			4	1	2	3	0	0	3
20 Orlando Cabrera, R (1, 4) OBP: 0.305, SLG: 0.367	C SL 79 X SL 79 0-1 ② F8			C FF 91 X SI 91 0-1 9 1B 7 BB 23 SF8 1B	B SI 93 X SL 76 1-0 ② F7		B SL 78 X SL 78 1-0 ② ③ G4-6-3 1-2f			4	1	1	0	0	0	4
28 Travis Buck, L (1, 7) OBP: 0.300, SLG: 0.359	B CU 71 C CH 77 B SL 80 F SI 91 S CH 78 2-3 ③ K			B CU 68 B FF 91 C FF 88 1 SAFE 1 SAFE F SI 90 X FF 92 2-2 ① F7	S CH 75 B CH 74 X SL 78 1-1 ③ 2-H 1B			B FF 96 F FF 96 X FF 96 1-1 ① P5		4	0	1	1	0	1	2
7 Matt LaPorta, R (1, 3) OBP: 0.351, SLG: 0.474		C SL 78 F FF 91 B SL 80 S SI 92 1-3 ① K		1 SAFE F SL 76 C CH 74 1 SAFE B FF 92 B CH 76 B SL 78 1 SAFE F SI 92 4-2 B SI 92 9 1B 1-2 BB		X FF 92 0-0 ① F9		X SL 90 0-0 ② F9		3	0	0	0	1	1	0
9 Jack Hannahan, L (1, 5) OBP: 0.328, SLG: 0.386		C CU 70 B CH 78 S CH 78 F FF 93 B FF 95 B CU 69 X SI 93 3-2 ② G3		B CU 67 B FF 90 X FF 90 2-0 1-2 2-3 1B		B FF 93 C FF 92 X CU 81 1-1 ② G6-3		C SI 96 B SL 90 F SL 88 B FF 96 F FF 96 F SL 89 X FF 96 3-2 ③ G4-3		4	0	1	0	0	0	0
Inning Stats	R: 3 H: 2 E: 0 LOB: 1 K: 1 BB: 1 S: 12 P: 21	R: 0 H: 0 E: 0 LOB: 0 K: 1 BB: 0 S: 11 P: 15	R: 0 H: 1 E: 0 LOB: 1 K: 0 BB: 0 S: 12 P: 20	R: 1 H: 2 E: 0 LOB: 2 K: 0 BB: 1 S: 15 P: 26	R: 2 H: 3 E: 0 LOB: 1 K: 0 BB: 0 S: 8 P: 15	R: 0 H: 0 E: 0 LOB: 0 K: 0 BB: 0 S: 4 P: 6	R: 1 H: 2 E: 0 LOB: 1 K: 0 BB: 1 S: 8 P: 18	R: 0 H: 0 E: 0 LOB: 0 K: 0 BB: 0 S: 8 P: 12	R: 0 H: 0 E: 0 LOB: 0 K: 2 BB: 0 S: 9 P: 14	1B: 5 SF: 1 2B: 3 SAC: 1 3B: 0 DP: 1 HR: 2 HBP: 1						

	AB	33
	R	7
	H	10
	RBI	7
	BB	3
	SO	4
	LOB	12

PITCHER		IP	WLS	BF	H	R	ER	SO	BB	IBB	HBP	BLK	WP	HR	S	P	ERA	WHIP
37 Sean O'Sullivan, R ERA: 4.65	(1, 1)	5.0	L	25	8	6	6	2	2	0	1	0	0	1	58	97	10.80	2.000
61 Everett Teaford, L ERA: 6.75	(6, 1)	1.1		7	2	1	1	0	1	0	0	0	0	1	11	22	6.75	2.250
31 Louis Coleman, R ERA: 1.64	(7, 1)	0.2		1	0	0	0	0	0	0	0	0	0	0	1	2	0.00	0.000
38 Blake Wood, R ERA: 3.31	(8, 1)	1.0		3	0	0	0	0	0	0	0	0	0	0	8	12	0.00	0.000
43 Aaron Crow, R ERA: 0.89	(9, 1)	1.0		3	0	0	0	2	0	0	0	0	0	0	9	14	0.00	0.000

PITCHER	IP	WLS	BF	H	R	ER	SO	BB	IBB	HBP	BLK	WP	HR	S	P	ERA	WHIP

Cleveland Indians @ Kansas City Royals

Kauffman Stadium, Kansas City, MO

Tue May 17 2011, 7:11 PM - 10:12 PM CDT

Att. 17,712 - Clear - 65 F

livebaseballscorecards.com

BOTTOM

Batter	1	2	3	4	5	6	7	8	9	AB	R	H	RBI	BB	SO	LOB
13 Mike Aviles, R (1, 4) OBP: 0.271, SLG: 0.454	C FF 95 F FF 95 F SI 93 B FF 95 S CU 81 1-3 ① K		T FF 93 F FF 93 B FF 93 X CU 80 1-2 ① G6-3		F SI 94 B CU 80 B CU 77 S SI 92 X SI 94 2-2 ② F9		B SL 80 C FF 92 F SI 91 F SL 83 X SL 81 1-2 ① F4		B FF 94 B FF 94 C FF 94 B FF 94 B FF 94 4-1 53 1B 1-2 BB	4	0	0	0	1	1	3
53 Melky Cabrera, S (1, 8) OBP: 0.313, SLG: 0.462	C FF 95 B SI 94 B FF 94 X FF 93 2-1 4 S 1B		X CH 86 0-0 ② G4-3		B FF 92 B FF 90 C FF 91 B FF 91 B FF 91 4-1 1-2 BB		C FF 92 B SL 83 C FF 92 X SL 84 1-2 ② F8		C FF 95 D FF 94 C FF 94 B SL 83 B FF 93 F FF 94 X FF 93 3-2 4 DI 1-3 2-H 1B	4	0	2	1	1	0	2
4 Alex Gordon, L (1, 7) OBP: 0.343, SLG: 0.463	C SI 94 B SI 94 B CU 80 B FF 93 F FF 93 S CH 86 3-3 ② K 1-2		B SI 94 S CH 85 B SI 94 S CH 85 F FF 94 F CH 86 F FF 93 B CU 81 B CH 86 4-2 BB		S CH 84 B CH 85 F FF 93 B CH 86 T CH 87 2-2 ③ K		B FF 93 C FF 93 B FF 93 2 SAFE 2-1 ③ PO 2-3	C FF 91 B FF 92 F SL 84 S FF 94 1-3 ① K	C FF 94 S SL 83 B SL 84 X SL 83 1-2 ③ G3 1-2	4	0	0	0	1	3	5
16 Billy Butler, R (1, 10) OBP: 0.395, SLG: 0.431	B FF 95 X FF 93 1-0 ③ F8		B SI 93 1 SAFE 1 SAFE B SI 92 C SI 93 C SI 92 X FF 94 2-2 ③ G3			C FF 93 B CU 79 B FF 93 X SI 92 2-1 ① F9		C FF 92 B FF 93 B FF 92 B FF 93 4-1 BB		3	0	0	0	1	0	2
21 Jeff Francoeur, R (1, 9) OBP: 0.339, SLG: 0.542		F FF 94 B FF 94 B SI 93 C CH 87 B FF 95 X FF 94 3-2 ① G5-3		B CH 83 C SI 91 F CH 84 B SI 91 S CU 78 2-3 ① K		X SI 93 0-0 35 1B 2B		C FF 92 X FF 92 0-1 ② P3		4	1	1	0	0	1	1
35 Eric Hosmer, L (1, 3) OBP: 0.349, SLG: 0.568		B FF 95 X SI 94 1-0 15 1B 3B		B CH 85 B FF 92 F SI 92 X SI 92 2-1 ② G4-3		C FF 84 X FF 84 0-1 24 CS 2-H 1B		B FF 92 C FF 92 S FF 94 F FF 93 X SL 85 1-2 ③ G3-1		4	1	2	1	0	0	1
24 Wilson Betemit, S (1, 5) OBP: 0.378, SLG: 0.445		X FF 94 0-0 ② G1-3		X FF 92 0-0 ③ G6-3		C FF 90 B CH 83 F FF 89 B FF 84 S FF 86 2-3 ② ③ K2-3 1-2			B FF 94 B FF 94 C FF 95 C FF 94 B FF 95 B FF 93 4-2 15 FC5-4 BB	3	0	0	0	1	1	2
15 Matt Treanor, R (1, 2) OBP: 0.391, SLG: 0.365		B FF 96 X FF 93 1-0 3-H 1B	C SI 92 B CU 80 X FF 93 1-1 ① F9				B FF 91 B SI 90 B SI 89 C FF 90 B SI 90 4-1 4 PO 2 BB BB		C FF 95 X FF 94 0-1 ① FC5-4 13 BB 53 1B 1-2f	3	1	1	1	1	0	1
2 Alcides Escobar, R (1, 6) OBP: 0.258, SLG: 0.267		B FF 94 F SI 91 F CH 85 B CU 80 F FF 94 F FF 93 F CH 85 S CH 87 2-3 ③ K2-3	B FF 93 F SI 92 S SL 83 F CU 80 F FF 94 F CU 81 F SI 93 F CH 85 X SI 92 1-2 53 BB 1B				B FF 91 B SL 80 B FF 91 B SI 89 4-0 1-2 BB		C FF 95 F FF 94 B FF 95 S FF 94 1-3 ② K	3	0	1	0	1	2	2
Inning Stats	R: 0 H: 1 E: 0 LOB: 1 K: 2 BB: 0 S: 10 P: 17	R: 1 H: 2 E: 0 LOB: 1 K: 1 BB: 0 S: 12 P: 19	R: 0 H: 0 E: 0 LOB: 1 K: 0 BB: 1 S: 12 P: 19	R: 0 H: 0 E: 0 LOB: 0 K: 1 BB: 0 S: 6 P: 10	R: 0 H: 1 E: 0 LOB: 2 K: 1 BB: 1 S: 17 P: 27	R: 1 H: 2 E: 0 LOB: 0 K: 1 BB: 0 S: 8 P: 12	R: 0 H: 0 E: 0 LOB: 1 K: 0 BB: 2 S: 9 P: 21	R: 0 H: 0 E: 0 LOB: 1 K: 1 BB: 1 S: 11 P: 17	R: 1 H: 1 E: 0 LOB: 2 K: 1 BB: 2 S: 15 P: 28	1B: 5 SF: 0 2B: 1 SAC: 0 3B: 1 DP: 0 HR: 0 HBP: 0						

	AB	32
	R	3
	H	7
	RBI	3
	BB	7
	SO	8
	LOB	19

WP: 0 PA: 40
PB: 0
SB: 1
CS: 1

PITCHER		IP	WLS	BF	H	R	ER	SO	BB	IBB	HBP	BLK	WP	HR	S	P	ERA	WHIP
59 Carlos Carrasco, R ERA: 5.03	(1, 1)	5.1	W	23	5	2	2	5	2	0	0	0	0	0	60	97	3.38	1.312
53 Rafael Perez, L ERA: 1.2	(6, 1)	0.2		2	1	0	0	1	0	0	0	0	0	0	5	7	0.00	1.500
38 Joe Smith, R ERA: 2.89	(7, 1)	0.1		3	0	0	0	0	2	0	0	0	0	0	5	14	0.00	6.000
49 Tony Sipp, L ERA: 1.37	(7, 1)	1.2		5	0	0	0	1	1	0	0	0	0	0	15	24	0.00	0.600
54 Chris Perez, R ERA: 3.18	(9, 1)	1.0		6	1	1	1	1	2	0	0	0	0	0	15	28	9.00	3.000

PITCHER	IP	WLS	BF	H	R	ER	SO	BB	IBB	HBP	BLK	WP	HR	S	P	ERA	WHIP

Cleveland Indians @ Chicago White Sox

U.S. Cellular Field, Chicago, IL

Wed May 18 2011, 8:11 PM - 10:11 PM EDT

Att. 18,580 - Overcast - 55 F

TOP

livebaseballscorecards.com

Batter	1	2	3	4	5	6	7	8	9	AB	R	H	RBI	BB	SO	LOB
23 Michael Brantley, L (1, 8) OBP: 0.368, SLG: 0.427	C SI 89 B SI 91 S FF 91 T FF 92 1-2 ① K		B FF 90 F FF 91 B FF 92 S CH 84 C SI 93 2-3 ③ K			C FF 91 X FC 88 0-1 ③ L6			C FF 92 C FF 92 B SI 93 S FF 93 1-3 ② K	4	0	0	0	0	3	0
13 Asdrúbal Cabrera, S (1, 6) OBP: 0.348, SLG: 0.491	T FF 92 F FF 92 X FF 94 0-2 1B			B CH 81 X CH 81 1-0 ① F8			C FC 87 B FC 88 B FF 87 C CH 84 F SL 83 T FF 92 2-2 ① K		C CH 84 C FF 90 S FF 93 0-3 ③ K	4	0	1	0	0	2	0
17 Shin-Soo Choo, L (1, 9) OBP: 0.322, SLG: 0.368	F FF 92 B FC 88 1 SAFE X CH 84 1-1 ② F8			B SI 86 F CH 82 F SI 91 B FC 89 B FF 91 F SL 83 X CH 84 3-2 41 CS 1B			C FC 89 B FF 92 C FF 89 B SI 93 X FC 88 2-2 41 S 1B			3	0	2	0	0	0	1
41 Carlos Santana, S (1, 3) OBP: 0.360, SLG: 0.409	1 SAFE B FC 88 1 SAFE F SI 91 C FF 92 F FF 92 P PO 87 X CH 84 2-2 ③ G3			1 SAFE B SI 91 F FF 91 1 SAFE B FF 93 B CH 83 C SL 83 X FF 90 3-2 ② ③ G4-3 1-2				B CH 84 B SI 86 C FF 90 D SI 86 C FF 93 X FF 93 3-2 ② P5 1-2			3	0	0	0	0	0	3
28 Travis Buck, L (1, 7) OBP: 0.279, SLG: 0.333		S FF 88 X SL 82 0-1 ① G5-3			C FF 89 X SL 82 0-1 ① G4-3		S CH 85 B SI 92 F SI 93 B SI 93 B CH 84 F FC 89 X CH 84 3-2 ③ G4-3			3	0	0	0	0	0	1
20 Orlando Cabrera, R (1, 4) OBP: 0.299, SLG: 0.360		B FF 90 C FF 91 B SI 92 B CH 84 F FF 92 F SI 92 X SI 93 3-2 ② P4			S SL 82 X FF 91 0-1 ② F8			B FC 86 X SI 90 1-0 ① F8		3	0	0	0	0	0	0
47 Shelley Duncan, R (1, 10) OBP: 0.269, SLG: 0.400		B SL 82 C SL 81 F SI 92 C FF 94 1-3 ③ K			C FF 91 X FF 92 0-1 ③ P5			B FC 88 S SL 83 S SL 83 F SL 83 F SL 84 C SL 82 1-3 ② K		3	0	0	0	0	2	0
9 Jack Hannahan, L (1, 5) OBP: 0.321, SLG: 0.376			F SI 88 B CH 82 X FC 87 1-1 ① F7			X SL 82 0-0 ① F8		B SI 92 B SL 83 F SI 92 S CH 84 S FF 93 2-3 ③ K		3	0	0	0	0	1	0
6 Lou Marson, R (1, 2) OBP: 0.325, SLG: 0.417 7 Matt LaPorta, R (9, PH) OBP: 0.348, SLG: 0.470			C SI 91 X SI 92 0-1 ② G6-3			C SI 90 X SL 83 0-1 ② G5-3			C SL 82 X SL 82 0-1 ① F8	2 1	0 0	0 0	0 0	0 0	0 0	0 0
Inning Stats	R: 0 E: 0 K: 1 S: 13 H: 1 LOB: 1 BB: 0 P: 16	R: 0 E: 0 K: 1 S: 9 H: 0 LOB: 0 BB: 0 P: 13	R: 0 E: 0 K: 1 S: 7 H: 0 LOB: 0 BB: 0 P: 10	R: 0 E: 0 K: 0 S: 8 H: 1 LOB: 0 BB: 0 P: 15	R: 0 E: 0 K: 0 S: 6 H: 0 LOB: 0 BB: 0 P: 6	R: 0 E: 0 K: 0 S: 5 H: 0 LOB: 0 BB: 0 P: 5	R: 0 E: 0 K: 1 S: 14 H: 1 LOB: 1 BB: 0 P: 24	R: 0 E: 0 K: 2 S: 9 H: 0 LOB: 0 BB: 0 P: 13	R: 0 E: 0 K: 2 S: 8 H: 0 LOB: 0 BB: 0 P: 9	1B: 3 2B: 0 3B: 0 HR: 0	SF: 0 SAC: 0 DP: 0 HBP: 0					

AB	29
R	0
H	3
RBI	0
BB	0
SO	8
LOB	5

WP: 0 PA: 29
PB: 0
SB: 1
CS: 1

PITCHER	IP	WLS	BF	H	R	ER	SO	BB	IBB	HBP	BLK	WP	HR	S	P	ERA	WHIP
44 Jake Peavy, R (1, 1) ERA: 2.4	9.0	W	29	3	0	0	8	0	0	0	0	0	0	79	111	0.00	0.333

PITCHER	IP	WLS	BF	H	R	ER	SO	BB	IBB	HBP	BLK	WP	HR	S	P	ERA	WHIP

Batter	1	2	3	4	5	6	7	8	9	AB	R	H	RBI	BB	SO	LOB
1 Juan Pierre, L (1, 7) OBP: 0.311, SLG: 0.273	B FF 92 L SI 92 C SI 92 X SI 92 1-2 11 1B 44 SF8 2B	X SI 95 0-0 ③ G3			B SI 94 X SI 92 1-0 ③ B1-3			C SI 91 X SI 95 0-1 ② G4-3		4	1	1	0	0	0	2
11 Omar Vizquel, S (1, 6) (8, 5) OBP: 0.380, SLG: 0.413	B SI 94 F SI 91 F SI 91 B SI 95 X SI 94 2-2 44 SF8 2-3 1B		B SL 78 B SI 92 B SI 91 B SI 90 4-0 44 CS BB			B SI 92 B SI 92 C SI 89 F SI 91 B SI 93 F SI 90 X SI 90 3-2 ① G5-3		B SI 92 F SI 91 B SI 93 F SI 91 B SI 94 F FF 90 F SI 93 X SI 94 3-2 ③ F9		3	0	1	0	1	0	0
44 Adam Dunn, L (1, 10) OBP: 0.323, SLG: 0.372	B SI 95 X SI 95 1-0 ① SF8 1-2 3-H		B SI 94 B SI 91 B SI 93 C SI 92 F SI 93 F FF 96 C SI 91 3-3 ① ② K 1-2			B SI 92 C SI 94 B SI 94 X SI 90 2-1 2B				2	0	1	1	0	1	1
14 Paul Konerko, R (1, 3) OBP: 0.375, SLG: 0.519	C SI 94 B SI 94 X SI 92 1-1 ② G6-3		B SI 92 C SI 90 F SI 95 S SI 94 1-3 ③ K			X SI 94 0-0 ② F7				3	0	0	0	0	1	2
20 Carlos Quentin, R (1, 9) OBP: 0.333, SLG: 0.497	C SI 93 B SL 85 C SL 85 C SI 96 1-3 ③ K			C SI 91 B SL 84 F SI 92 B SI 95 B FF 94 X SI 91 3-2 ① G5-3		B SI 91 S SL 83 B SI 96 B SI 91 F SL 79 S SI 94 3-3 ③ K				3	0	0	0	0	2	2
12 A.J. Pierzynski, L (1, 2) OBP: 0.289, SLG: 0.306		C SI 94 B SI 92 B SL 82 X SI 91 2-1 15 F8 45 F8 1B		F SI 94 X SI 94 0-1 ② L7			F SI 93 X SI 92 0-1 ① G4-1			3	0	1	0	0	0	0
45 Dallas McPherson, L (1, 5) OBP: 0.250, SLG: 0.250 10 Alexei Ramirez, R (8, 6) OBP: 0.330, SLG: 0.400		X SI 93 0-0 ① F8 1-2		B SI 96 S SI 94 S SI 96 F FF 97 B SI 94 S SI 96 2-3 ③ K			B SI 94 F SI 94 S SI 95 S SI 95 1-3 ② K			3 0	0 0	0 0	0 0	0 0	2 0	1 0
18 Brent Lillibridge, R (1, 8) OBP: 0.386, SLG: 0.568		B CH 82 B SI 93 B SI 92 C SI 92 B SI 91 4-1 BB			C SI 90 C SL 83 F FF 97 X SI 93 0-2 15 CS 2B		B SI 92 C SI 91 X SL 84 1-1 ③ F8			2	0	1	0	1	0	0
15 Gordon Beckham, R (1, 4) OBP: 0.263, SLG: 0.322		C SI 91 S SL 86 X SL 85 0-2 ② F8 2-3			B SI 89 2 SAFE T SI 93 L SI 93 F SI 93 F SI 94 S SL 86 1-3 ① ② K 2-3			B SI 90 F SI 89 B SI 90 F SI 89 C SI 94 2-3 ① K		3	0	0	0	0	2	3
Inning Stats	R: 1 E: 0 K: 1 S: 12 H: 2 LOB: 1 BB: 0 P: 18	R: 0 E: 0 K: 0 S: 8 H: 1 LOB: 2 BB: 1 P: 14	R: 0 E: 0 K: 2 S: 7 H: 0 LOB: 0 BB: 1 P: 15	R: 0 E: 0 K: 1 S: 9 H: 0 LOB: 0 BB: 0 P: 14	R: 0 E: 0 K: 1 S: 10 H: 1 LOB: 0 BB: 0 P: 12	R: 0 E: 0 K: 1 S: 10 H: 1 LOB: 1 BB: 0 P: 18	R: 0 E: 0 K: 1 S: 7 H: 0 LOB: 0 BB: 0 P: 9	R: 0 E: 0 K: 1 S: 10 H: 0 LOB: 0 BB: 0 P: 15		1B: 2 2B: 5 3B: 0 HR: 0 SF: 1 SAC: 0 DP: 2 HBP: 0					WP: 0 PB: 0 SB: 0 CS: 2 PA: 29	

PITCHER	IP	WLS	BF	H	R	ER	SO	BB	IBB	HBP	BLK	WP	HR	S	P	ERA	WHIP
63 Justin Masterson, R (1, 1) ERA: 2.52	8.0	L	29	5	1	1	8	2	0	0	0	0	0	73	115	1.12	0.875

PITCHER	IP	WLS	BF	H	R	ER	SO	BB	IBB	HBP	BLK	WP	HR	S	P	ERA	WHIP

BOTTOM

Cleveland Indians @ Chicago White Sox

U.S. Cellular Field, Chicago, IL

Wed May 18 2011, 8:11 PM - 10:11 PM EDT

Att. 18,580 - Overcast - 55 F

livebaseballscorecards.com

AB	26
R	1
H	5
RBI	1
BB	2
SO	8
LOB	11

Cleveland Indians @ Chicago White Sox

U.S. Cellular Field, Chicago, IL

Thu May 19 2011, 8:11 PM - 10:42 PM EDT

Att. 22,077 - Cloudy - 55 F

livebaseballscorecards.com

TOP

Batter	1	2	3	4	5	6	7	8	9	AB	R	H	RBI	BB	SO	LOB
23 Michael Brantley, L (1, 8) OBP: 0.359, SLG: 0.415	C FF 91 B CU 78 B FF 93 X FF 93 2-1 F7		C FF 90 C CU 78 X CU 78 0-2 G3		B FF 91 B FC 86 X SI 92 2-0 G4-6-3 1-2f			B SI 97 B SI 94 C SI 97 F SI 96 S SL 84 2-3 K		4	0	0	0	0	1	2
13 Asdrúbal Cabrera, S (1, 6) OBP: 0.351, SLG: 0.488	C FF 92 F FF 93 B CU 79 H CU 79 2-2 17 2B 41 SF9 HBP		S FC 86 X FF 91 0-1 F7			C SI 90 F CH 86 X CU 78 0-2 G6-3		B SI 95 C SI 96 X CH 87 1-1 1B		3	1	1	0	0	0	0
17 Shin-Soo Choo, L (1, 9) OBP: 0.320, SLG: 0.371	B SI 90 F SI 90 1 SAFE B FF 92 B FC 84 X SI 91 3-1 41 SF9 1-3 2B		B SI 92 X CH 85 1-0 G4-3			C CH 84 S FF 92 B FF 91 B CU 78 B FF 91 S FC 86 3-3 K		C SI 97 S FF 97 B SI 98 F SI 97 D SL 83 S SI 97 2-3 K		4	0	1	0	0	2	1
41 Carlos Santana, S (1, 2) OBP: 0.352, SLG: 0.400	F SI 94 B SI 95 X FC 86 1-1 SF9 2-3 3-H			B CU 77 X SI 91 1-0 G4-3		B CU 78 B CH 86 B SI 91 C FF 91 X FF 92 3-1 P6		B SI 96 B SI 95 X FF 96 2-0 G3		3	0	0	1	0	0	1
47 Shelley Duncan, R (1, 10) OBP: 0.250, SLG: 0.370	S FC 87 S SI 88 F FC 87 X FC 87 0-2 L6			B FF 92 C FF 92 X FC 86 1-1 F7			C FF 91 X CU 80 0-2 G5-3		C FF 93 F CH 85 C SI 94 0-3	4	0	0	0	0	1	1
7 Matt LaPorta, R (1, 3) OBP: 0.360, SLG: 0.500		F FC 85 C CU 78 B FC 85 X FF 92 1-2 26 E 1B		B FF 91 F FC 86 X FF 91 1-1 L6			B CH 85 B FF 92 C FF 91 F FC 85 B CU 79 B FC 85 4-2 26 2B BB		B SI 94 C SI 93 B SI 94 X SL 86 2-1 HR	3	1	2	1	1	0	0
9 Jack Hannahan, L (1, 5) OBP: 0.319, SLG: 0.372		B SI 92 C CH 85 1 SAFE X SI 92 1-1 F8			C FC 84 C CU 77 B CU 80 B FF 91 F FC 86 X FC 86 2-2 26 1B 1B		X SI 91 0-0 F7		B SI 93 C SL 85 F CH 85 C FF 93 1-3	4	0	1	0	0	1	2
26 Austin Kearns, R (1, 7) OBP: 0.267, SLG: 0.241		1 SAFE B SI 92 C FC 86 B SI 92 F FC 86 X FC 87 2-2 L6 1-2			X FF 92 0-0 23 G4-6-3 1-2 1B		C FF 92 C CU 78 X CU 79 0-2 1-3 2B		B SI 94 B SI 94 C SI 94 B SI 94 X FF 93 3-1 G5-3	4	0	2	0	0	0	1
8 Adam Everett, R (1, 4) OBP: 0.364, SLG: 0.276		C FF 92 B FC 86 D CH 88 F FF 93 X CU 79 2-2 G5-3			S FC 86 B FF 93 S FC 86 S FC 87 1-3 K		C FC 85 B FC 85 B FC 86 F FF 91 F FC 85 B FC 84 F FC 86 F FF 93 F FC 85 3-3 S FC 87 K			3	0	0	0	0	2	5
Inning Stats	R: 1 E: 0 K: 0 S: 12 H: 1 LOB: 1 BB: 0 P: 20	R: 0 E: 1 K: 0 S: 11 H: 1 LOB: 1 BB: 0 P: 17	R: 0 E: 0 K: 0 S: 6 H: 0 LOB: 0 BB: 0 P: 7	R: 0 E: 0 K: 0 S: 5 H: 0 LOB: 0 BB: 0 P: 8	R: 0 E: 0 K: 1 S: 9 H: 2 LOB: 1 BB: 0 P: 14	R: 0 E: 0 K: 1 S: 8 H: 0 LOB: 0 BB: 0 P: 14	R: 0 E: 0 K: 1 S: 16 H: 1 LOB: 2 BB: 1 P: 23	R: 0 E: 0 K: 2 S: 10 H: 1 LOB: 1 BB: 0 P: 17	R: 1 E: 0 K: 2 S: 10 H: 1 LOB: 0 BB: 0 P: 16	1B: 4 2B: 2 3B: 0 HR: 1 SF: 1 SAC: 0 DP: 1 HBP: 1						

	AB	32
	R	2
	H	7
	RBI	2
	BB	1
	SO	7
	LOB	13

WP: 0 PB: 0 SB: 0 CS: 0 PA: 35

PITCHER		IP	WLS	BF	H	R	ER	SO	BB	IBB	HBP	BLK	WP	HR	S	P	ERA	WHIP
34 Gavin Floyd, R ERA: 3.88	(1, 1)	7.0	W	27	5	1	1	3	1	0	1	0	0	0	67	103	1.29	0.857
49 Chris Sale, L ERA: 5.28	(8, 1)	1.0		4	1	0	0	2	0	0	0	0	0	0	10	17	0.00	1.000
57 Ramon Pena, R ERA: 6.32	(9, 1)	1.0		4	1	1	1	2	0	0	0	0	0	1	10	16	9.00	1.000

PITCHER		IP	WLS	BF	H	R	ER	SO	BB	IBB	HBP	BLK	WP	HR	S	P	ERA	WHIP

BOTTOM

Cleveland Indians @ Chicago White Sox

U.S. Cellular Field, Chicago, IL

Thu May 19 2011, 8:11 PM - 10:42 PM EDT

Att. 22,077 - Cloudy - 55 F

livebaseballscorecards.com

Batter	1	2	3	4	5	6	7	8	9	AB	R	H	RBI	BB	SO	LOB
1 Juan Pierre, L (1, 7) OBP: 0.314, SLG: 0.282	C SI 92 B SI 95 X SI 93 1-1 14 2B 2B	C SI 94 X SI 94 0-1 ① FC3-2 10 2B 44 1B 1-2 2-3 3-Hf		B SI 94 X CH 85 1-0 ② P6		B FC 89 X FC 89 1-0 10 1B 1B		F SI 92 B FF 94 B SI 90 X SI 91 2-1 ③ G4-3		5	2	2	0	0	0	3
10 Alexei Ramirez, R (1, 6) OBP: 0.339, SLG: 0.411	H SI 91 1-0 14 2B HBP	B SL 87 C SL 87 X SL 87 1-1 44 1B 2B 1-3 2-H 3-H		X SI 92 0-0 ③ G5-3		C FC 89 B FC 87 X FC 88 1-1 1-2 1B				3	2	2	2	0	0	0
44 Adam Dunn, L (1, 10) OBP: 0.321, SLG: 0.368	B SI 92 F SI 93 B CH 87 F SI 94 S CH 87 2-3 ① K	B SI 94 X SI 95 1-0 14 CS 1B 2-H 3-H			B SI 93 C SI 92 S CH 86 F CH 87 X SI 93 1-2 ① P5	F SI 92 S CU 79 D CU 79 B FC 89 D CH 84 S FC 88 3-3 ③ K				4	0	1	2	0	2	4
14 Paul Konerko, R (1, 3) OBP: 0.378, SLG: 0.521 22 Brent Morel, R (8, 5) OBP: 0.237, SLG: 0.313	B SL 88 X SI 94 1-0 1-H 2-H 2B	F SI 93 S SI 94 B SI 93 D CH 85 F SL 87 F SI 93 B SI 94 C SL 89 3-3 ②③ K 1-2			B SI 93 C SL 86 F SI 93 B SL 86 B SI 93 F SI 92 F SL 85 B SL 84 4-2 20 HR BB		C FC 89 X SI 90 0-1 ① F7			3 0	1 0	1 0	2 0	1 0	1 0	1 0
20 Carlos Quentin, R (1, 9) OBP: 0.343, SLG: 0.519	F SL 88 S SL 88 B SL 88 F SI 94 F SL 87 X SI 93 1-2 ② F9		B SI 92 B SI 93 B SL 87 B SI 93 4-0 12 G4-3 BB		B SI 92 F SI 92 X SL 86 1-1 1-H HR		X FC 89 0-0 1B			3	1	2	2	1	0	1
12 A.J. Pierzynski, L (1, 2) OBP: 0.281, SLG: 0.297	B CH 87 X SI 94 1-0 ③ G4-3		C SI 93 F CH 86 B SI 93 F CH 86 B SI 93 F CH 87 B SI 94 X SI 93 3-2 ① G4-3 1-2		B SI 93 X SI 94 1-0 ② G4-3		C FF 88 F CH 83 F CU 77 B FC 88 F SI 90 B SI 91 F FC 88 B CH 85 F FC 88 3-3 ② K			4	0	0	0	0	1	3
51 Alex Rios, R (1, 8) OBP: 0.266, SLG: 0.297		B SI 91 X SI 92 1-0 11 SH 45 1B 1 FC3-2 1B	B SL 87 F SI 93 S SL 86 X SI 94 1-2 ② G6-3		F SI 93 X SI 93 0-1 ③ G6-3		F FC 89 B FC 87 X FC 89 1-1 ③ P2			4	0	1	0	0	0	2
45 Dallas McPherson, L (1, 5) OBP: 0.250, SLG: 0.250 (8, 3)		C SI 92 F SI 93 B SI 94 X CH 85 1-2 1 FC3-2 11 SH 10 2B 1-2 1B	B SI 93 X SI 94 1-0 ③ P5			S SI 90 F SI 90 B SI 91 F FC 89 B SI 91 F SI 92 S FC 88 2-3 ① K		F SI 93 X SI 91 0-1 E4 11 5'1-6-4-3		4	1	1	0	0	1	1
11 Omar Vizquel, S (1, 4) OBP: 0.358, SLG: 0.388		B SI 93 X SI 91 1-0 SH 1 FC3-2 10 2B 1-2 2-3		C SI 92 B SI 92 S SI 92 C SI 91 1-3 ① K		C FC 88 X FC 89 0-1 ② F7		F FF 90 F SI 90 X SI 92 0-2 ①② G1-6-4-3 1-2f		3	1	0	0	0	1	1
Inning Stats	R: 2 E: 0 K: 1 S: 12 H: 2 LOB: 1 BB: 0 P: 19	R: 4 E: 0 K: 1 S: 15 H: 4 LOB: 1 BB: 0 P: 23	R: 0 E: 0 K: 0 S: 9 H: 0 LOB: 1 BB: 1 P: 18	R: 0 E: 0 K: 1 S: 5 H: 0 LOB: 0 BB: 0 P: 7	R: 2 E: 0 K: 0 S: 13 H: 1 LOB: 0 BB: 1 P: 20	R: 0 E: 0 K: 2 S: 13 H: 2 LOB: 2 BB: 0 P: 20	R: 0 E: 0 K: 1 S: 13 H: 1 LOB: 1 BB: 0 P: 17	R: 0 E: 1 K: 0 S: 7 H: 0 LOB: 0 BB: 0 P: 9		1B: 6 2B: 4 3B: 0 HR: 1 SF: 0 SAC: 1 DP: 2 HBP: 1					

	AB	33
	R	8
	H	10
	RBI	8
	BB	2
	SO	6
	LOB	16

PITCHER		IP	WLS	BF	H	R	ER	SO	BB	IBB	HBP	BLK	WP	HR	S	P	ERA	WHIP
55 Roberto Hernandez, R ERA: 4.76	(1, 1)	5.0	L	25	7	8	8	3	2	0	1	0	0	1	54	87	14.40	1.800
37 Chad Durbin, R ERA: 5.09	(6, 1)	2.0		9	3	0	0	3	0	0	0	0	0	0	26	37	0.00	1.500
38 Joe Smith, R ERA: 2.61	(8, 1)	1.0		3	0	0	0	0	0	0	0	0	0	0	7	9	0.00	0.000

PITCHER	IP	WLS	BF	H	R	ER	SO	BB	IBB	HBP	BLK	WP	HR	S	P	ERA	WHIP

Batter	1	2	3	4	5	6	7	8	9	AB	R	H	RBI	BB	SO	LOB
6 Drew Stubbs, R (1, 8) OBP: 0.359, SLG: 0.437	C FF 93 B SI 92 C SI 94 S SI 95 1-3 ① **K**		F SI 92 B SI 94 B SI 93 1 SAFE S SI 94 B FF 93 F SI 94 F FF 95 F SI 95 4-2 F SI 85 F SI 95 B SI 93 19 FC3 · 31 BB · 19 E 1-2 BB		C SI 93 B FF 91 B SL 83 F FF 94 X SI 94 2-2 ① **F7**		B FF 89 X SI 88 1-0 ① **L8**		C FF 93 S FF 93 B FF 93 B FF 94 X FF 93 2-2 ① **F9**	4	1	0	0	1	1	1
31 Jonny Gomes, R (1, 10) OBP: 0.314, SLG: 0.384	B SI 93 X SI 93 1-0 ② **G6-3**		B SI 95 B FF 94 B SI 95 B SI 94 4-0 4 L8 · 19 E 1-2 2-3 BB		C SL 82 X SI 94 0-1 ② **F8**		B SL 79 C SI 90 B SL 80 X SI 89 2-1 ② **G3**		B SL 80 X FF 93 1-0 ②③ **L1-3** 1-1	4	0	0	0	1	0	1
19 Joey Votto, L (1, 3) OBP: 0.462, SLG: 0.535	F SI 95 B FS 89 F SI 95 B FF 95 B SI 90 F FF 95 X FF 96 3-2 ③ **G4-3**		B SI 94 B FS 88 X SI 93 2-0 1-2 2-H 3-H **FC3**		B SI 93 F SI 94 F SL 83 B SI 94 C SI 95 2-3 ③ **K**		X FF 92 0-0 4 FC6-4 1B			4	0	1	1	0	1	1
4 Brandon Phillips, R (1, 4) OBP: 0.380, SLG: 0.478		X FF 92 0-0 ① **G4-3**	C SI 92 B FF 93 F FS 88 F FF 94 X FS 89 1-2 ② **L8** 2-3			B FF 93 F SI 93 C FF 94 B SI 94 X FF 93 2-2 32 1B · 27 E 1B	1 SAFE B FF 91 F FF 92 1 SAFE C FF 92 1 SAFE F FF 91 D SL 83 X FF 92 2-2 ③ **FC6-4** 1-2f			4	1	1	0	0	0	3
32 Jay Bruce, L (1, 9) OBP: 0.328, SLG: 0.494		C SI 95 X SI 91 0-1 **2B**	B SI 96 B SI 95 S SI 90 X FS 89 2-1 ③ **G3**			1 SAFE B FF 92 F FS 91 B SL 82 F FF 91 F SL 85 X SI 93 2-2 28 WP · 27 E · 28 1B 1-3 1B		B SL 83 B SL 81 X FF 92 2-0 ① **F7**		4	1	2	0	0	0	2
27 Scott Rolen, R (1, 5) OBP: 0.309, SLG: 0.471		C SI 94 B FF 91 C SL 86 B SL 88 F SI 92 T SI 95 2-2 ② **K**		B FF 84 X FF 93 1-0 ① **F9**		D SL 84 X FF 93 1-0 28 1B · 28 WP 1-2 3-H		C SL 81 F FF 93 B FF 94 B FF 93 F FF 93 X SI 93 2-2 29 E · 29 S 1B		4	0	1	1	0	1	2
28 Chris Heisey, R (1, 7) OBP: 0.342, SLG: 0.485		C SI 96 B FF 95 B FF 96 F FF 95 X SI 96 2-2 ③ **P4**		C FF 94 C SL 85 B SI 94 B FF 94 C SL 83 2-3 ② **K**		C SL 80 S SL 81 B FF 91 F SI 89 F SL 82 X FF 91 1-2 7 CS 1-3 2-H 1B		S SL 82 S SL 82 S FF 93 0-3 ② **K**		4	0	1	1	0	2	2
29 Ryan Hanigan, R (1, 2) OBP: 0.344, SLG: 0.365			C SI 93 C SL 86 F SI 93 T FF 92 0-2 ① **K**	B FF 94 C SI 92 X SL 83 1-1 **1B**		B SL 80 B FF 90 C FF 90 X SL 80 2-1 ① **P4**		C FF 93 F FF 93 B FF 94 X FF 94 1-2 ③ **L4** 1-3		4	0	1	0	0	1	3
7 Paul Janish, R (1, 6) OBP: 0.273, SLG: 0.287 15 Fred Lewis, L (9, PH) OBP: 0.310, SLG: 0.393			F FF 90 B SI 91 S FS 87 F SI 95 B FF 94 B FS 89 B SI 95 4-2 31 BB · 6 BB · 19 FC3 BB	X FF 93 0-0 ③ **F9**		F FF 90 F FF 92 F SL 80 B FF 91 B SI 90 F FF 92 F FF 91 X FF 92 2-2 ②③ **G1-3** 1-2			B FF 94 B FF 94 B FF 95 C FF 94 B FF 94 4-1 31 L1-3 BB	2 0	1 0	0 0	0 0	1 1	0 0	3 0
Inning Stats	R: 0 E: 0 K: 1 S: 8 H: 0 LOB: 0 BB: 0 P: 13	R: 0 E: 0 K: 1 S: 10 H: 1 LOB: 1 BB: 0 P: 14	R: 2 E: 1 K: 1 S: 21 H: 0 LOB: 2 BB: 3 P: 38	R: 0 E: 0 K: 1 S: 7 H: 1 LOB: 1 BB: 0 P: 11	R: 0 E: 0 K: 1 S: 8 H: 0 LOB: 0 BB: 0 P: 12	R: 2 E: 1 K: 0 S: 21 H: 3 LOB: 1 BB: 0 P: 31	R: 0 E: 0 K: 0 S: 8 H: 1 LOB: 1 BB: 0 P: 13	R: 0 E: 0 K: 1 S: 11 H: 1 LOB: 1 BB: 0 P: 16	R: 0 E: 0 K: 0 S: 5 H: 0 LOB: 0 BB: 1 P: 12	1B: 6 2B: 2 3B: 0 HR: 0	SF: 0 SAC: 0 DP: 1 HBP: 0		WP: 1 PB: 0 SB: 1 CS: 1	PA: 38			

TOP

Cincinnati Reds @ Cleveland Indians

Progressive Field, Cleveland, OH

Fri May 20 2011, 7:08 PM - 10:22 PM EDT

Att. 31,622 - Clear - 65 F

livebaseballscorecards.com

AB	34
R	4
H	7
RBI	3
BB	4
SO	6
LOB	18

PITCHER		IP	WLS	BF	H	R	ER	SO	BB	IBB	HBP	BLK	WP	HR	S	P	ERA	WHIP
32 Alex White, R ERA: 3.6	(1, 1)	3.0		14	1	2	1	3	3	0	0	0	0	0	39	65	3.00	1.333
56 Frank Herrmann, R ERA: 7.11	(4, 1)	2.0		10	3	2	1	2	0	0	0	0	0	0	23	36	4.50	1.500
38 Joe Smith, R ERA: 2.25	(6, 1)	1.2		5	1	0	0	0	0	0	0	0	1	0	16	24	0.00	0.600
49 Tony Sipp, L ERA: 1.33	(7, 1)	0.2		3	1	0	0	0	0	0	0	0	0	0	6	10	0.00	1.500
52 Vinnie Pestano, R ERA: 1.65	(8, 1)	0.2	W	3	1	0	0	1	0	0	0	0	0	0	10	13	0.00	1.500

PITCHER		IP	WLS	BF	H	R	ER	SO	BB	IBB	HBP	BLK	WP	HR	S	P	ERA	WHIP
54 Chris Perez, R ERA: 3.0	(9, 1)	1.0	S	3	0	0	0	0	1	0	0	0	0	0	5	12	0.00	1.000

Cincinnati Reds @ Cleveland Indians

Progressive Field, Cleveland, OH

Fri May 20 2011, 7:08 PM - 10:22 PM EDT

Att. 31,622 - Clear - 65 F

livebaseballscorecards.com

BOTTOM

Batter	1	2	3	4	5	6	7	8	9	AB	R	H	RBI	BB	SO	LOB
23 Michael Brantley, L (1, 8) OBP: 0.357, SLG: 0.411	C FF 89 C SL 83 B FF 92 S FF 92 1-3 K ①			B FC 86 C FC 87 B CU 74 F FF 91 X FF 91 2-2 G1-3 ①		C FC 86 F FF 90 X SL 82 0-2 E9 17 HBP 41 BB 1-3 3-H 1B		C FF 92 S SL 86 B FF 93 X SL 85 1-2 F7 ①		4	1	1	1	0	1	0
13 Asdrúbal Cabrera, S (1, 6) OBP: 0.349, SLG: 0.480	B CU 74 C FF 91 X CH 79 1-1 F7 ②			B CU 75 B FF 90 X FF 90 2-0 L8 ②		B FF 90 B FF 91 C FF 91 B FF 91 F FF 92 B FC 90 4-2 41 BB 17 HBP 47 SF7 BB		B FF 93 B FF 91 X FF 91 2-0 F8 ②		3	1	0	0	1	0	0
17 Shin-Soo Choo, L (1, 9) OBP: 0.324, SLG: 0.383	C SI 91 B CU 76 C FF 92 F FF 94 B CU 75 S CU 75 2-3 K ③			C SL 83 S SL 84 B FF 93 B FC 90 C FF 93 2-3 K ③		B FC 88 C FC 87 H FF 90 2-1 41 BB 1-2 2-3 3-H HBP		B SL 86 X SL 85 1-0 12 1B 3B		3	1	1	1	0	2	0
41 Carlos Santana, S (1, 2) OBP: 0.361, SLG: 0.397		B CU 72 F FC 88 B FC 89 C FF 90 B CH 78 B FF 92 4-2 20 G4-6-3 BB			C CH 77 X CH 79 0-1 G6-3 ①	B SI 94 B SI 93 B FC 91 C FF 91 F FC 91 B FF 91 4-2 20 FC6-4 1-2 2-3 3-H BB		I IN 82 I IN 80 I IN 82 I IN 79 4-0 12 1B IBB		1	0	0	1	3	0	0
47 Shelley Duncan, R (1, 10) OBP: 0.237, SLG: 0.357 12 Ezequiel Carrera, L (8, PH) OBP: 1.000, SLG: 1.000 (9, 10)		B FF 89 B FF 88 F FC 88 F FF 90 X FF 91 2-2 L7 ①			B CH 78 X FF 90 1-0 F8 ②	B FF 92 B FF 92 X FF 90 2-0 SF7 ② 3-H		X FF 94 0-0 1-2 3-H 1B		2 1	0 0	0 1	1 1	0 0	0 0	1 0
20 Orlando Cabrera, R (1, 4) OBP: 0.292, SLG: 0.351		F FF 91 X FF 90 0-1 G4-6-3 1-2f ② ③			B CH 79 B CH 80 C FF 91 X FF 91 2-1 P4 ③	B CH 78 X FF 91 1-0 FC6-4 1-2f ③		B SL 82 X FF 92 1-0 G1-3 ③		4	0	0	0	0	0	5
7 Matt LaPorta, R (1, 3) OBP: 0.352, SLG: 0.488			B FF 88 B FF 88 B FF 89 C FF 88 X FF 90 3-1 F8 ①			B CH 76 F FF 88 B CU 74 S CH 79 B FF 92 X FF 91 3-2 G6-3 ① X FF 91 0-0 G6-3 ①				3	0	0	0	0	0	0
26 Austin Kearns, R (1, 7) OBP: 0.270, SLG: 0.246			B FF 90 C FF 91 B CH 79 S CH 77 F FF 93 F FF 92 X CH 79 2-2 G6-3 ②			F FF 90 B FF 91 B FF 90 B FF 90 C CH 78 X FF 92 3-2 9 1B 23 E 1B C FF 93 F FF 96 F FC 92 B SL 85 S FC 92 1-3 K ②				3	1	1	0	0	1	0
9 Jack Hannahan, L (1, 5) OBP: 0.319, SLG: 0.371			B FF 92 B SL 83 B FF 90 C FF 89 X FF 92 3-1 G3-1 ③			F FF 89 B FC 87 F FF 91 F FF 92 B SL 84 X SL 83 2-2 23 E 17 HBP 1-3 1B C FF 96 X FC 93 0-1 G4-3 ③				3	1	1	0	0	0	0
Inning Stats	R: 0 E: 0 K: 2 S: 9 H: 0 LOB: 0 BB: 0 P: 13	R: 0 E: 0 K: 0 S: 7 H: 0 LOB: 0 BB: 1 P: 13	R: 0 E: 0 K: 0 S: 9 H: 0 LOB: 0 BB: 0 P: 17	R: 0 E: 0 K: 1 S: 7 H: 0 LOB: 0 BB: 0 P: 13	R: 0 E: 0 K: 0 S: 5 H: 0 LOB: 0 BB: 0 P: 8	R: 4 E: 1 K: 0 S: 20 H: 3 LOB: 2 BB: 2 P: 41	R: 0 E: 0 K: 1 S: 7 H: 0 LOB: 0 BB: 0 P: 8	R: 1 E: 0 K: 0 S: 7 H: 2 LOB: 2 BB: 1 P: 16		1B: 4 2B: 0 3B: 1 HR: 0 SF: 1 SAC: 0 DP: 1 HBP: 1				WP: 0 PB: 0 SB: 0 CS: 0 PA: 33	

	AB	27
	R	5
	H	5
	RBI	5
	BB	4
	SO	4
	LOB	6

PITCHER		IP	WLS	BF	H	R	ER	SO	BB	IBB	HBP	BLK	WP	HR	S	P	ERA	WHIP
30 Travis Wood, L ERA: 5.17	(1, 1)	5.1		21	3	4	4	3	2	0	1	0	0	0	53	94	6.75	0.938
66 Logan Ondrusek, R ERA: 2.19	(6, 1)	1.2	B	6	0	0	0	1	1	0	0	0	0	0	11	19	0.00	0.600
45 Bill Bray, L ERA: 1.69	(8, 1)	0.2	L	4	1	1	1	0	0	1	0	0	0	0	5	13	13.50	1.500
40 Nick Masset, R ERA: 4.15	(8, 1)	0.1		2	1	0	0	0	0	0	0	0	0	0	2	3	0.00	3.000

PITCHER	IP	WLS	BF	H	R	ER	SO	BB	IBB	HBP	BLK	WP	HR	S	P	ERA	WHIP

Batter	1	2	3	4	5	6	7	8	9	AB	R	H	RBI	BB	SO	LOB
6 Drew Stubbs, R (1, 8) OBP: 0.356, SLG: 0.433	X FF 88 0-0 19 G4-6-3 1B		C FC 86 C FC 85 F SI 90 B CU 75 X FF 89 1-2 ③ P4			B FF 87 B FC 84 B FC 83 C SI 87 X SI 86 3-1 ② G5-3 1-2		S SI 93 B SI 93 S SI 92 B FF 93 C FF 94 2-3 ② K		4	0	1	0	0	1	2
31 Jonny Gomes, R (1, 10) OBP: 0.306, SLG: 0.372	C FC 83 1 SAFE B FC 85 S CH 80 1 SAFE S CU 74 1-3 ① K			C FC 82 F FF 88 X CU 74 0-2 ① F9		C FC 83 S CU 73 C CU 74 0-3 ③ K		S SL 81 S SL 83 P PO 93 C FF 94 1-3 ③ K		4	0	0	0	0	3	3
19 Joey Votto, L (1, 3) OBP: 0.457, SLG: 0.525	B FC 86 1 SAFE B CH 79 F SI 87 B SI 89 X CH 79 3-1 ② ③ G4-6-3 1-2f			F CH 80 F FF 88 X CU 75 0-2 ② L8			X FC 85 0-0 ① F9		B FF 95 B FF 94 B FF 94 B FF 94 4-0 4 G6-4-3 BB	3	0	0	0	1	0	1
4 Brandon Phillips, R (1, 4) OBP: 0.377, SLG: 0.470		C FF 87 B FC 84 C FC 84 C FF 89 1-3 ① K		B FF 88 X FF 84 1-0 ③ G6-3			C FF 88 F FF 87 B FF 89 F SI 89 H FF 88 2-2 32 1B 27 G4-3 HBP		B FF 95 C FF 94 S SL 82 F FF 95 X SL 84 1-2 ① ② G6-4-3 1-2f	3	1	0	0	0	1	1
32 Jay Bruce, L (1, 9) OBP: 0.337, SLG: 0.494		B FC 85 B CH 81 F FF 86 B CH 82 F SI 89 B FC 86 4-2 BB			F FC 84 C CH 79 B FF 88 X CU 76 1-2 ① F7		1 SAFE C CH 79 B SI 84 F FF 85 X CU 74 1-2 27 G4-3 1-3 1B		B SL 82 B FF 93 B FF 95 C FF 93 B FF 93 4-1 BB	2	0	1	0	2	0	0
27 Scott Rolen, R (1, 5) OBP: 0.296, SLG: 0.451		C FC 84 X FF 88 0-1 ② F8			X FC 84 0-0 ② G5-3		C FC 83 X FC 85 0-1 ② G4-3 1-2 3-H		F FF 93 F SL 83 S SL 85 0-3 ③ K	4	0	0	1	0	1	3
15 Fred Lewis, L (1, 7) OBP: 0.281, SLG: 0.355		C SI 86 X CH 80 0-1 ③ G1-3			B FF 87 F CH 80 B CH 82 B SI 86 F CH 85 F CH 86 X FF 85 3-2 ③ F8		F CH 81 X CU 74 0-1 ③ F8			3	0	0	0	0	0	2
29 Ryan Hanigan, R (1, 2) OBP: 0.354, SLG: 0.375 30 Travis Wood, R (8, PR) OBP: 0.063, SLG: 0.250 55 Ramon Hernandez, R (8, 2) OBP: 0.385, SLG: 0.596			C FC 83 X CU 72 0-1 ① L5			B SI 86 F CH 82 B SI 86 B SI 86 X SI 84 3-1 6 G5-3 1B		C FF 92 X SL 80 0-1 1B		3 0 0	0 0 0	2 0 0	0 0 0	0 0 0	0 0 0	0 0 0
16 Edgar Renteria, R (1, 6) OBP: 0.326, SLG: 0.253			B SI 87 B FC 84 B SI 88 C SI 86 X SI 86 3-1 ② F7			B FC 83 X SI 86 1-0 ① F8		S FF 91 B FF 93 1 SAFE S FF 92 S FF 93 1-3 ① K		3	0	0	0	0	1	2
Inning Stats	R: 0 H: 1 E: 0 LOB: 0 K: 1 BB: 0 S: 6 P: 10	R: 0 H: 0 E: 0 LOB: 1 K: 1 BB: 1 S: 9 P: 14	R: 0 H: 0 E: 0 LOB: 0 K: 0 BB: 0 S: 8 P: 12	R: 0 H: 0 E: 0 LOB: 0 K: 0 BB: 0 S: 7 P: 8	R: 0 H: 0 E: 0 LOB: 0 K: 0 BB: 0 S: 8 P: 12	R: 0 H: 1 E: 0 LOB: 1 K: 1 BB: 0 S: 8 P: 15	R: 1 H: 1 E: 0 LOB: 1 K: 0 BB: 0 S: 11 P: 14	R: 0 H: 1 E: 0 LOB: 1 K: 3 BB: 0 S: 12 P: 15	R: 0 H: 0 E: 0 LOB: 1 K: 1 BB: 2 S: 8 P: 17	1B: 4 SF: 0 2B: 0 SAC: 0 3B: 0 DP: 2 HR: 0 HBP: 1						

TOP

Cincinnati Reds @ Cleveland Indians

Progressive Field, Cleveland, OH

Sat May 21 2011, 4:06 PM - 6:26 PM EDT

Att. 40,631 - Sunny - 72 F

livebaseballscorecards.com

AB	29
R	1
H	4
RBI	1
BB	3
SO	7
LOB	14

PITCHER		IP	WLS	BF	H	R	ER	SO	BB	IBB	HBP	BLK	WP	HR	S	P	ERA	WHIP
43 Josh Tomlin, R ERA: 2.41	(1, 1)	7.0	W	25	3	1	1	3	1	0	1	0	0	0	57	85	1.29	0.571
52 Vinnie Pestano, R ERA: 1.56	(8, 1)	1.0	H	4	1	0	0	3	0	0	0	0	0	0	12	15	0.00	1.000
54 Chris Perez, R ERA: 2.84	(9, 1)	1.0	S	4	0	0	0	1	2	0	0	0	0	0	8	17	0.00	2.000

PITCHER	IP	WLS	BF	H	R	ER	SO	BB	IBB	HBP	BLK	WP	HR	S	P	ERA	WHIP

WP: 0 PA: 33
PB: 0
SB: 0
CS: 0

Batter	1	2	3	4	5	6	7	8	9	AB	R	H	RBI	BB	SO	LOB
23 Michael Brantley, L (1, 7) OBP: 0.354, SLG: 0.406	B SI 91 C SI 91 X SL 86 1-1 ① G3-1			X FF 90 0-0 ① G3-4-1		B SI 91 F FF 92 B SI 93 B KC 75 F FF 93 X SI 93 3-2 ③ G4-3		C FS 84 S FS 84 F FF 92 X FF 92 0-2 13 FC4-6 1B		4	0	1	0	0	0	0
13 Asdrúbal Cabrera, S (1, 6) OBP: 0.347, SLG: 0.475	C KC 76 B SI 92 B FF 92 F KC 77 X SL 85 2-2 ② G3			C SL 84 B CH 85 F CH 84 B FF 90 F SI 92 B CH 84 F FF 93 X KC 76 3-2 ② F8			C KC 72 B CH 87 B SI 91 C KC 75 X SI 91 2-2 28 HR 1B	B FF 91 1 SAFE 1 SAFE B FS 81 C FS 82 X FS 84 2-1 ③ FC4-6 1-2f		4	1	1	0	0	0	1
17 Shin-Soo Choo, L (1, 9) OBP: 0.324, SLG: 0.382	B KC 78 B KC 77 B SI 93 C FF 92 F FF 92 C SI 93 3-3 ③ K			X SL 85 0-0 1B			C CH 89 1 SAFE X FF 90 0-1 ① F7			3	0	1	0	0	1	1
41 Carlos Santana, S (1, 2) OBP: 0.355, SLG: 0.388		C CH 89 C KC 75 B CH 85 B CH 84 F CH 84 B FF 91 X KC 75 3-2 ① G6-3		1 SAFE B FF 90 C FF 90 1 SAFE F CH 89 B FF 90 B SI 90 S SI 91 3-3 ③ K			1 SAFE B KC 74 F CH 89 B SI 90 F FF 90 C KC 75 2-3 ② K			3	0	0	0	0	2	2
28 Travis Buck, L (1, 10) OBP: 0.283, SLG: 0.400		B SI 91 B SI 92 C FF 92 X SI 92 2-1 ② G5-3			B CH 89 X SI 90 1-0 ① F7		X SI 91 0-0 1-H HR			3	1	1	2	0	0	0
20 Orlando Cabrera, R (1, 4) OBP: 0.293, SLG: 0.357		C SL 86 C KC 77 X SL 86 0-2 ③ G6-3			S KC 75 F SI 91 B SL 86 X SL 84 1-2 ② G6-3		C KC 75 X SL 86 0-1 2B			3	0	1	0	0	0	0
7 Matt LaPorta, R (1, 3) OBP: 0.345, SLG: 0.476			C SL 84 B KC 76 F FF 92 B CH 86 F SL 87 F SL 85 X FF 91 2-2 ① P5		B KC 76 C SL 85 X SI 92 1-1 ③ L8		B KC 74 B KC 73 S SL 84 B KC 74 S SL 85 S SL 85 3-3 ③ K			3	0	0	0	0	1	1
9 Jack Hannahan, L (1, 5) OBP: 0.312, SLG: 0.362			C KC 75 B FF 92 X FF 91 1-1 ② F8			C CH 88 B CH 83 X SL 90 1-1 ① G4-3		C FF 92 B FS 83 B FS 84 F FF 91 C FS 83 2-3 ① K		3	0	0	0	0	1	0
12 Ezequiel Carrera, L (1, 8) OBP: 0.250, SLG: 0.250			C FF 91 B CH 86 F SI 91 F CH 85 X SL 85 1-2 ③ G1-3			C KC 74 B CH 85 F FF 91 F CH 84 F CH 85 F CH 86 X FF 92 1-2 ② G4-3		B FF 92 L FF 91 L FS 84 C FS 84 1-3 ② K		3	0	0	0	0	1	0
Inning Stats	R: 0 E: 0 K: 1 S: 8 H: 0 LOB: 0 BB: 0 P: 14	R: 0 E: 0 K: 0 S: 9 H: 0 LOB: 0 BB: 0 P: 14	R: 0 E: 0 K: 0 S: 11 H: 0 LOB: 0 BB: 0 P: 15	R: 0 E: 0 K: 1 S: 10 H: 1 LOB: 1 BB: 0 P: 16	R: 0 E: 0 K: 0 S: 6 H: 0 LOB: 0 BB: 0 P: 9	R: 0 E: 0 K: 0 S: 11 H: 0 LOB: 0 BB: 0 P: 16	R: 2 E: 0 K: 2 S: 14 H: 3 LOB: 1 BB: 0 P: 21	R: 0 E: 0 K: 2 S: 12 H: 1 LOB: 1 BB: 0 P: 17		1B: 3 2B: 1 3B: 0 HR: 1 SF: 0 SAC: 0 DP: 0 HBP: 0						

PITCHER		IP	WLS	BF	H	R	ER	SO	BB	IBB	HBP	BLK	WP	HR	S	P	ERA	WHIP
34 Homer Bailey, R ERA: 2.08	(1, 1)	7.0	L	25	4	2	2	4	0	0	0	0	0	1	69	105	2.57	0.571
33 Jose Arredondo, R ERA: 2.45	(8, 1)	1.0		4	1	0	0	2	0	0	0	0	0	0	12	17	0.00	1.000

PITCHER	IP	WLS	BF	H	R	ER	SO	BB	IBB	HBP	BLK	WP	HR	S	P	ERA	WHIP

BOTTOM

Cincinnati Reds @ Cleveland Indians

Progressive Field, Cleveland, OH

Sat May 21 2011, 4:06 PM - 6:26 PM EDT

Att. 40,631 - Sunny - 72 F

livebaseballscorecards.com

AB	29
R	2
H	5
RBI	2
BB	0
SO	6
LOB	5

Cincinnati Reds @ Cleveland Indians

Progressive Field, Cleveland, OH

Sun May 22 2011, 1:08 PM - 4:13 PM EDT

Att. 26,833 - Partly Cloudy - 80 F

TOP

livebaseballscorecards.com

Batter	1	2	3	4	5	6	7	8	9	AB	R	H	RBI	BB	SO	LOB
6 Drew Stubbs, R (1, 8) OBP: 0.353, SLG: 0.432	B SI 94 C FF 94 B SI 94 B SI 94 F SI 94 F SI 94 X FF 92 3-2 E6 28 CS		C SI 92 B CU 80 B SI 92 F SI 92 F CH 87 F SI 94 X CU 80 2-2 ② P4		C CU 80 S SL 84 S SL 84 0-3 ③ K		C FC 90 B FC 90 C SI 92 S FC 89 1-3 ② K		C SL 82 X FF 92 0-1 1-3 2B	5	0	1	0	0	2	2
28 Chris Heisey, R (1, 7) OBP: 0.333, SLG: 0.479	C SI 93 1 SAFE S CU 79 D CU 78 1 SAFE X FF 94 1-2 ①② L9 1-2		B CU 80 C SI 92 F CH 86 C FF 93 1-3 ③ K			F FF 92 X CH 86 0-1 19 2B 2B	C FC 89 S FC 89 B FC 89 S FC 90 1-3 ③ K		X SL 81 0-0 ③ F7	5	1	1	0	0	2	5
19 Joey Votto, L (1, 3) OBP: 0.458, SLG: 0.549 43 Miguel Cairo, R (8, 3) OBP: 0.338, SLG: 0.333	B SI 94 B SI 92 X SI 92 2-0 HR			C CH 83 B SI 92 S CU 79 F SI 93 S CU 81 1-3 ① K		B SI 94 B CH 86 F CH 87 X CU 79 2-1 4 WP 4 G6-3 2-H 2B		C SL 86 B SL 86 C SL 85 X SL 86 1-2 ① G6-3		4 0	2 0	2 0	2 0	0 0	1 0	0 0
4 Brandon Phillips, R (1, 4) OBP: 0.374, SLG: 0.461	C CU 80 B FF 93 S CU 80 B SI 92 F CU 80 F FF 94 B CU 82 B SI 93 4-2 BB			C SI 93 F CH 87 B SL 82 F FF 93 F CU 80 B SI 93 F CH 88 X CU 81 2-2 ② L5		B CU 80 F SI 94 F SI 94 B SL 84 X CU 81 2-2 ① G6-3 2-H		F SL 85 X SL 84 0-1 ② G5-3	3	0	0	1	1	0	0
32 Jay Bruce, L (1, 9) OBP: 0.341, SLG: 0.512	X FF 92 0-0 ③ L7			B CH 86 S CH 86 B CU 82 B SI 92 X SI 92 3-1 HR		B CU 80 X CH 86 1-0 ② G4-3		B SL 85 F SL 85 S SL 87 X SL 85 1-2 1B		4	1	2	1	0	0	1
27 Scott Rolen, R (1, 5) OBP: 0.294, SLG: 0.453 16 Edgar Renteria, R (8, 6) OBP: 0.326, SLG: 0.253		C FF 92 B SI 94 X SI 92 1-1 ① L4		B SI 94 F SI 93 X SI 93 1-1 2B		B FF 93 B SI 93 X SI 93 2-0 ③ L7		F FF 90 B SL 84 X FF 90 1-1 ③ G6-3		4 0	0 0	1 0	0 0	0 0	0 0	1 0
15 Fred Lewis, L (1, 10) OBP: 0.278, SLG: 0.371		C SI 93 C SI 93 B SI 93 F SI 94 X CU 80 1-2 ② G4-3		C SI 94 X CH 88 0-1 ③ G3-1			X FF 91 0-0 2B		B FF 93 B FF 92 F FF 92 B FF 92 F FF 92 S FF 94 3-3 ① K	4	0	1	0	0	1	1
55 Ramon Hernandez, R (1, 2) OBP: 0.390, SLG: 0.591	S CU 80 B SI 93 S CU 81 B CU 81 F SI 94 B FF 94 X SI 94 3-2 ③ F9				F FF 92 C CU 80 X SL 84 0-2 ① G1-3		B FC 89 B SI 91 B FC 89 C FF 90 F FC 89 F FC 88 X SI 92 3-2 1B		C SL 80 B FF 93 C SL 81 B SL 82 F FF 92 X SL 82 2-2 6 2B 1B	4	0	2	0	0	0	0
7 Paul Janish, R (1, 6) OBP: 0.265, SLG: 0.278 (8, 5)			X SI 91 0-0 ① F8		B SI 94 F SI 90 X CH 86 1-1 ② G4-3		S FC 88 S FC 88 F FC 88 D SI 92 B SI 91 F FC 88 X FC 88 2-2 ① F9		B FF 91 F FF 91 B SL 80 F FF 91 X SL 82 2-2 ② L8	4	0	0	0	0	0	3

Inning Stats																				
	R: 1 E: 1 K: 0 S: 13	H: 1 LOB: 1 BB: 1 P: 23	R: 0 E: 0 K: 0 S: 10	H: 0 LOB: 0 BB: 0 P: 15	R: 0 E: 0 K: 1 S: 9	H: 0 LOB: 0 BB: 0 P: 12	R: 1 E: 0 K: 1 S: 16	H: 2 LOB: 1 BB: 0 P: 23	R: 0 E: 0 K: 1 S: 8	H: 0 LOB: 0 BB: 0 P: 9	R: 2 E: 0 K: 0 S: 9	H: 2 LOB: 0 BB: 0 P: 16	R: 0 E: 0 K: 2 S: 16	H: 2 LOB: 2 BB: 0 P: 23	R: 0 E: 0 K: 0 S: 10	H: 1 LOB: 1 BB: 0 P: 13	R: 0 E: 0 K: 1 S: 13	H: 2 LOB: 2 BB: 0 P: 20	1B: 3 2B: 5 3B: 0 HR: 2	SF: 0 SAC: 0 DP: 0 HBP: 0	WP: 1 PB: 0 SB: 0 CS: 1	PA: 38

PITCHER		IP	WLS	BF	H	R	ER	SO	BB	IBB	HBP	BLK	WP	HR	S	P	ERA	WHIP
59 Carlos Carrasco, R ERA: 5.16	(1, 1)	6.0	W	25	6	4	4	3	1	0	0	0	1	2	66	99	6.00	1.167
37 Chad Durbin, R ERA: 4.82	(7, 1)	1.0		4	1	0	0	2	0	0	0	0	0	0	15	22	0.00	1.000
53 Rafael Perez, L ERA: 1.13	(8, 1)	1.0		4	1	0	0	0	0	0	0	0	0	0	10	13	0.00	1.000
45 Josh Judy, R ERA:	(9, 1)	1.0		5	2	0	0	1	0	0	0	0	0	0	13	20	0.00	2.000

PITCHER	IP	WLS	BF	H	R	ER	SO	BB	IBB	HBP	BLK	WP	HR	S	P	ERA	WHIP

AB	37
R	4
H	10
RBI	4
BB	1
SO	6
LOB	13

Batter	1	2	3	4	5	6	7	8	9	AB	R	H	RBI	BB	SO	LOB
23 Michael Brantley, L (1, 8) OBP: 0.361, SLG: 0.421	B FF 93 C FF 93 B FF 92 F SI 93 X KC 80 2-2 13 HR 1B	X SI 93 0-0 13 1B 13 S 17 1B 1B	B FF 95 B CH 83 C CH 83 F FF 95 F KC 81 X CH 85 2-2 ② SF8 3-H		B CH 83 B CH 82 F FF 91 C SI 92 F SL 76 X SI 92 2-2 ③ G3-1		B SI 92 C SI 91 F SL 84 X CH 85 1-2 13 1B 17 SF7 1-3 2-H 2B			4	3	3	2	0	0	0
12 Ezequiel Carrera, L (8, 8) OBP: 0.250, SLG: 0.250										0	0	0	0	0	0	0
13 Asdrúbal Cabrera, S (1, 6) OBP: 0.363, SLG: 0.522	B FF 94 X SI 93 1-0 1-H HR	1 SAFE B SI 93 B CH 82 1 SAFE F FF 94 S KC 79 X CH 85 2-2 17 1B 1-3 1B	X KC 78 0-0 17 S 2-H 1B			B FF 90 B FF 88 C SI 90 B CH 83 X SI 92 3-1 HR	B C CH 85 B SI 92 F SL 85 F SL 83 F FF 92 X SL 84 2-2 2-3 3-H 1B			5	2	5	5	0	0	0
17 Shin-Soo Choo, L (1, 9) OBP: 0.332, SLG: 0.393	X SI 94 0-0 41 G4-3 20 E 2B	C KC 80 X FF 95 0-1 1-3 3-H 1B	C FF 93 D SL 80 B SI 92 B KC 76 B SI 91 4-1 1-2 BB			B FF 92 C KC 75 B CH 82 F CH 82 X SI 92 2-2 ① G5-3	C SI 90 X SI 90 0-1 ② SF7 3-H			3	1	2	2	1	0	0
41 Carlos Santana, S (1, 3) OBP: 0.345, SLG: 0.375	C KC 78 F FF 95 D CH 86 X CH 84 1-2 ① G4-3 2-3	B KC 80 C KC 79 B FF 95 D CH 85 C FF 94 S CH 83 3-3 ① K	C KC 75 X SI 92 0-1 ③ G1			B CH 81 B SL 82 F SI 91 C KC 76 C SI 92 2-3 ② K	X SI 92 0-0 ③ P6			5	0	0	0	0	2	6
28 Travis Buck, L (1, 10) OBP: 0.275, SLG: 0.367	B KC 81 D KC 82 B CH 84 C FF 95 C SI 94 B CH 84 4-2 20 S 20 S BB	X FF 94 0-0 ② P6		B FF 90 C CH 81 B SI 90 F CH 82 C SI 91 2-3 ① K		C KC 75 B CH 84 B SI 92 B KC 72 F SI 90 X KC 75 3-2 ③ G4-3		B FF 92 B FF 93 C FF 92 B FF 93 X FF 91 3-1 ① G4-3		4	1	0	0	1	1	2
20 Orlando Cabrera, R (1, 4) OBP: 0.290, SLG: 0.352	C SI 94 1 SAFE F SI 96 B CH 84 B CH 83 X FF 95 2-2 ② F8 1-H 3-H	C KC 80 S KC 79 S KC 82 0-3 ③ K	C SI 92 B SI 92 B SL 81 B FF 92 X FF 91 3-1 ② F7				F SI 90 S SL 82 S SL 82 0-3 ① K	X CU 79 0-0 9 FC4 1B		5	0	1	0	0	2	2
26 Austin Kearns, R (1, 7) OBP: 0.294, SLG: 0.283	C KC 78 S CH 84 B CH 85 B CH 85 F SI 95 B CH 86 B FF 94 4-2 9 BB BB		S KC 79 H SI 91 1-1 6 WP 9 BB 23 SF8 HBP	S SL 80 C FF 91 S SL 80 0-3 ③ K			X SL 80 0-0 9 2B 3B	B SL 86 B SL 88 C SL 88 X CU 80 2-1 ② F8		3	2	1	0	1	1	1
9 Jack Hannahan, L (1, 5) OBP: 0.322, SLG: 0.369	B SI 94 B FF 93 B FF 94 C SI 94 B FF 94 4-1 1-2 BB		B FF 96 T CH 85 B FF 95 B CH 86 F FF 95 F FF 96 1 SAFE B CH 84 4-2 6 WP 13 1B 1-2 BB		C FF 91 B KC 73 S KC 75 F SI 91 F SL 79 T CH 81 1-2 ① K		X CH 84 0-0 23 2B 3-H 2B	D CH 85 B CH 86 C FF 93 X FF 94 2-1 ③ FC4 1-2f		3	2	1	1	2	1	1
6 Lou Marson, R (1, 2) OBP: 0.318, SLG: 0.385	X FF 95 0-0 ③ G3		B KC 82 F KC 79 B SI 94 B SI 94 C CH 83 S KC 78 3-3 ① K 1-2 2-3		C FF 92 S SL 79 X SL 79 0-2 ② L6		B SI 92 B SI 93 S SI 92 B SI 92 B SI 90 4-1 23 2B 13 1B BB			3	1	0	0	1	1	4
Inning Stats	R: 4 E: 0 K: 0 S: 18 H: 3 LOB: 2 BB: 3 P: 36	R: 1 E: 0 K: 2 S: 13 H: 3 LOB: 2 BB: 0 P: 18	R: 2 E: 0 K: 1 S: 15 H: 1 LOB: 2 BB: 2 P: 29	R: 0 E: 0 K: 2 S: 8 H: 0 LOB: 0 BB: 0 P: 13	R: 0 E: 0 K: 1 S: 12 H: 0 LOB: 0 BB: 0 P: 15	R: 1 E: 0 K: 1 S: 11 H: 1 LOB: 0 BB: 0 P: 21	R: 4 E: 0 K: 1 S: 17 H: 4 LOB: 1 BB: 1 P: 24	R: 0 E: 0 K: 0 S: 7 H: 1 LOB: 1 BB: 0 P: 14		1B: 7 2B: 3 3B: 1 HR: 2 SF: 2 SAC: 0 DP: 0 HBP: 1				WP: 1 PB: 0 SB: 4 CS: 0 PA: 44		

PITCHER		IP	WLS	BF	H	R	ER	SO	BB	IBB	HBP	BLK	WP	HR	S	P	ERA	WHIP
36 Edinson Volquez, R ERA: 6.35	(1, 1)	2.2	L	20	7	7	6	3	4	0	1	0	1	1	43	76	20.25	4.125
63 Sam LeCure, R ERA: 3.18	(3, 1)	3.1		12	1	1	1	4	1	0	0	0	0	1	34	56	2.70	0.600
62 Jordan Smith, R ERA: 7.2	(7, 1)	1.0		8	4	4	4	1	1	0	0	0	0	0	17	24	36.00	5.000
48 Francisco Cordero, R ERA: 1.77	(8, 1)	1.0		4	1	0	0	0	0	0	0	0	0	0	7	14	0.00	1.000

PITCHER	IP	WLS	BF	H	R	ER	SO	BB	IBB	HBP	BLK	WP	HR	S	P	ERA	WHIP

BOTTOM

Cincinnati Reds @ Cleveland Indians

Progressive Field, Cleveland, OH

Sun May 22 2011, 1:08 PM - 4:13 PM EDT

Att. 26,833 - Partly Cloudy - 80 F

livebaseballscorecards.com

AB	35
R	12
H	13
RBI	10
BB	6
SO	8
LOB	16

Boston Red Sox @ Cleveland Indians

Progressive Field, Cleveland, OH

Mon May 23 2011, 8:08 PM - 10:55 PM EDT

Att. 19,225 - Overcast - 72 F

TOP

livebaseballscorecards.com

Batter	1	2	3	4	5	6	7	8	9	AB	R	H	RBI	BB	SO	LOB
2 Jacoby Ellsbury, L (1, 8) OBP: 0.347, SLG: 0.430	B SI 94 B SI 94 C SI 93 F SI 94 F SI 96 X FF 96 2-2 ① F7		C SI 95 C SI 93 H SI 95 1-2 15 1B HBP		X SI 93 0-0 ② L1			B SI 92 X SI 92 1-0 E1 15 CS		3	0	0	0	0	0	0
15 Dustin Pedroia, R (1, 4) OBP: 0.362, SLG: 0.313 44 Drew Sutton, S (8, PR) (8, 4)	C SI 96 B SI 95 B SI 95 C SI 92 F SI 95 S FF 97 2-3 ② K		C SI 92 F SI 93 X SI 95 0-2 1-3 2-H 1B		B SI 95 X SI 91 1-0 ③ L8			P PO 91 F SI 92 1 SAFE B SI 93 B SI 92 B FF 93 4-1 ② 28 1B 1-2 BB		3 0	0 0	1 0	1 0	1 0	1 0	0 0
28 Adrián González, L (1, 3) OBP: 0.393, SLG: 0.570	C FF 96 B SI 96 X SI 96 1-1 ③ G1-3		B SI 93 F SI 92 X SI 93 1-1 ③ G3			B SI 94 B SI 92 B SI 90 B SI 91 4-0 20 G6-4-3 BB		C FF 85 1 SAFE F FF 85 D FF 86 X FF 90 1-2 1-2 1B		3	0	1	0	1	0	2
20 Kevin Youkilis, R (1, 5) OBP: 0.412, SLG: 0.537		C FF 95 H SL 80 1-1 34 G3-5-1 HBP	B SI 91 F SI 91 F SI 93 B FF 96 B SI 95 F SI 94 X SI 95 3-2 ① F8			C SI 91 S SL 84 B SI 94 B SL 85 X SI 90 2-2 ① ② G6-4-3 1-2f		B SI 90 B SL 81 X FF 91 2-0 ③ F9		3	0	0	0	0	0	3
34 David Ortiz, L (1, 10) OBP: 0.370, SLG: 0.524		C SI 94 B FF 94 C SL 81 X SI 96 1-2 ① ② G3-5-1 1-2f	X FF 94 0-0 7 G4-3 1B			C SI 92 B SI 94 F SI 93 F SI 95 F SL 86 X SI 94 1-2 ③ F9		X FF 94 0-0 ① F7		4	0	1	0	0	0	1
7 J.D. Drew, L (1, 9) OBP: 0.363, SLG: 0.364		C SI 95 F SI 94 F FF 96 B SI 96 X SI 96 1-2 ③ G3	C SI 90 B SI 93 F SI 93 F SI 92 B FF 94 F SI 93 B SL 83 X SI 92 3-2 ② G4-3 1-2				B SI 92 B FF 93 F SI 90 X SI 93 2-1 ① F7	B FF 94 X FF 93 1-0 12 1B 1B		4	0	1	0	0	0	1
12 Jed Lowrie, S (1, 6) OBP: 0.359, SLG: 0.472			C SI 92 B SI 95 B SI 93 C SI 90 S SI 96 2-3 ① K	B SI 92 B SI 95 F SI 91 B SI 93 X SI 92 3-1 ③ L8			X SI 93 0-0 ② G4-3	C FF 93 B SL 80 B FF 93 B FF 93 X FF 93 3-1 13 G4-6-3 1-3 1B		4	0	1	0	0	1	1
13 Carl Crawford, L (1, 7) OBP: 0.249, SLG: 0.298			C FF 95 X FF 96 0-1 39 G4-3 15 1B 1B		C SI 92 B FF 93 X SL 80 1-1 HR		B FF 94 X SI 94 1-0 ③ L4	B FF 93 F SL 82 X FF 93 1-1 ② ③ G4-6-3 1-2f		4	2	2	1	0	0	2
39 Jarrod Saltalamacchia, S (1, 2) OBP: 0.282, SLG: 0.385			C FF 93 F SI 93 B FF 94 1 SAFE B SI 91 B SI 95 F SI 94 X SI 95 3-2 ② G4-3 1-2		F SI 92 S SI 96 S SI 94 0-3 ① K			F SI 93 F SI 94 B SI 95 X SI 93 1-2 ① F8		3	0	0	0	0	1	1
Inning Stats	R: 0 E: 0 K: 1 S: 10 H: 0 LOB: 0 BB: 0 P: 15	R: 0 E: 0 K: 0 S: 8 H: 0 LOB: 0 BB: 0 P: 11	R: 1 E: 0 K: 1 S: 16 H: 2 LOB: 2 BB: 0 P: 23	R: 0 E: 0 K: 0 S: 12 H: 1 LOB: 1 BB: 0 P: 21	R: 1 E: 0 K: 1 S: 7 H: 1 LOB: 0 BB: 0 P: 9	R: 0 E: 0 K: 0 S: 8 H: 0 LOB: 0 BB: 1 P: 15	R: 0 E: 0 K: 0 S: 4 H: 0 LOB: 0 BB: 0 P: 7	R: 0 E: 1 K: 0 S: 10 H: 1 LOB: 2 BB: 1 P: 18	R: 0 E: 0 K: 0 S: 6 H: 2 LOB: 1 BB: 0 P: 11	1B: 6 2B: 0 3B: 0 HR: 1	SF: 0 SAC: 0 DP: 3 HBP: 2					

| | | | | |

BOTTOM

Boston Red Sox @ Cleveland Indians

Progressive Field, Cleveland, OH

Mon May 23 2011, 8:08 PM - 10:55 PM EDT

Att. 19,225 - Overcast - 72 F

livebaseballscorecards.com

Batter	1	2	3	4	5	6	7	8	9	AB	R	H	RBI	BB	SO	LOB
23 Michael Brantley, L (1, 8) OBP: 0.359, SLG: 0.417	C FF 93 X SI 93 0-1 G4-3 ①		C FF 93 C CU 79 B CU 81 X FF 95 1-2 G5-3 ③			C CU 77 F CH 81 S FF 92 0-3 K ①		B FF 96 C FF 97 C FF 97 F SL 84 B SI 97 X FF 97 2-2 13 2B 2-H 1B		4	1	1	1	0	1	0
13 Asdrúbal Cabrera, S (1, 6) OBP: 0.371, SLG: 0.548	F FF 93 C SI 94 B FF 92 X FF 95 1-2 28 FC6 1B			B CU 76 F FC 92 B FF 92 B CH 82 X SI 93 3-1 HR		C SI 94 B CU 80 X CU 77 1-1 F7 ②		B FF 96 X SI 96 1-0 17 S 2-H 2B		4	1	3	2	0	0	0
17 Shin-Soo Choo, L (1, 9) OBP: 0.325, SLG: 0.384	B CU 76 S CH 82 1 SAFE 1 SAFE F FF 90 F FC 91 S FF 92 1-3 K ②			B FF 92 C FF 94 B SI 93 X CH 81 2-1 G1 ①		C FC 92 B CU 80 T CH 82 B SI 95 S CH 81 2-3 K ③		B CU 74 C CU 75 F CU 76 T SI 91 1-2 K ③ 2-3		4	0	0	0	0	3	3
28 Travis Buck, L (1, 10) OBP: 0.259, SLG: 0.346	B CU 76 X FF 93 1-0 FC6 ③ 1-2f			B CH 80 X FF 93 1-0 G1-3 ②			B CH 80 B FC 90 X FF 94 2-0 G4-3 ①			3	0	0	0	0	0	1
7 Matt LaPorta, R (1, 3) OBP: 0.338, SLG: 0.465		C FF 94 S CH 81 B FC 92 B CH 82 B CH 82 S FC 90 3-3 K ①		B CH 82 B SI 95 S FC 92 S CH 82 X FF 94 2-2 G3-1 ③			B SI 93 X FC 91 1-0 F9 ②			3	0	0	0	0	1	0
20 Orlando Cabrera, R (1, 4) OBP: 0.285, SLG: 0.345		C FF 94 X CH 80 0-1 P3 ②			C SI 94 X CU 80 0-1 G5-3 ①		X CU 79 0-0 G1-3 ③			3	0	0	0	0	0	0
9 Jack Hannahan, L (1, 5) OBP: 0.329, SLG: 0.371 8 Adam Everett, R (8, PR) OBP: 0.364, SLG: 0.276 (9, 5)		X FF 93 0-0 G3-1 ③			C CH 82 B CH 79 B FF 94 B CH 79 B FF 91 4-1 26 CS BB			F FF 88 B CU 76 B FF 91 F FF 89 B CH 80 F FF 89 F FF 94 X FF 90 3-2 26 G5-3 23 1B 1B		2 0	0 1	1 0	0 0	1 0	0 0	0 0
26 Austin Kearns, R (1, 7) OBP: 0.310, SLG: 0.306			B FF 92 B FF 92 B FC 90 B FF 93 4-0 6 G5-4-3 BB		B FF 94 1 SAFE 1 SAFE S SI 94 B CH 80 B FF 94 1 SAFE C FC 91 X FF 96 3-2 1-2 2B ②			1 SAFE B SI 92 C FC 91 1 SAFE 1 SAFE X SI 93 1-1 G5-3 ① 1-2		2	0	1	0	1	0	1
6 Lou Marson, R (1, 2) OBP: 0.304, SLG: 0.366 41 Carlos Santana, S (8, PH) OBP: 0.343, SLG: 0.372 (9, 2)			B FF 90 C FF 93 1 SAFE B FF 93 F FF 93 X CH 81 2-2 G5-4-3 ① ② 1-2f		B FF 92 X SI 94 1-0 G5-3 ③			F FF 97 S FF 96 X FF 97 0-2 P5 ②		2 1	0 0	0 0	0 0	0 0	0 0	2 2
Inning Stats	R: 0 E: 0 K: 1 S: 10 H: 1 LOB: 1 BB: 0 P: 13	R: 0 E: 0 K: 1 S: 6 H: 0 LOB: 0 BB: 0 P: 9	R: 0 E: 0 K: 0 S: 6 H: 0 LOB: 0 BB: 1 P: 13	R: 1 E: 0 K: 0 S: 8 H: 1 LOB: 0 BB: 0 P: 16	R: 0 E: 0 K: 0 S: 7 H: 1 LOB: 1 BB: 1 P: 15	R: 0 E: 0 K: 2 S: 8 H: 0 LOB: 0 BB: 0 P: 11	R: 0 E: 0 K: 0 S: 3 H: 0 LOB: 0 BB: 0 P: 6	R: 2 E: 0 K: 1 S: 18 H: 3 LOB: 2 BB: 0 P: 26		1B: 3 2B: 2 3B: 0 HR: 1 SF: 0 SAC: 0 DP: 1 HBP: 0						

	AB	28
	R	3
	H	6
	RBI	3
	BB	2
	SO	5
	LOB	9

PITCHER		IP	WLS	BF	H	R	ER	SO	BB	IBB	HBP	BLK	WP	HR	S	P	ERA	WHIP
11 Clay Buchholz, R ERA: 3.3	(1, 1)	7.1		26	4	3	3	4	2	0	0	0	0	1	55	94	3.68	0.818
51 Daniel Bard, R ERA: 3.65	(8, 1)	0.1	L	3	2	0	0	0	0	0	0	0	0	0	8	11	0.00	6.000
53 Rich Hill, L ERA:	(8, 1)	0.1		1	0	0	0	1	0	0	0	0	0	0	3	4	0.00	0.000

PITCHER	IP	WLS	BF	H	R	ER	SO	BB	IBB	HBP	BLK	WP	HR	S	P	ERA	WHIP

Boston Red Sox @ Cleveland Indians

Progressive Field, Cleveland, OH

Tue May 24 2011, 7:07 PM - 10:09 PM EDT

Att. 23,752 - Clear - 64 F

TOP

livebaseballscorecards.com

Batter	1	2	3	4	5	6	7	8	9	AB	R	H	RBI	BB	SO	LOB
2 Jacoby Ellsbury, L (1, 8) OBP: 0.345, SLG: 0.423	B SI 91 C SI 92 B SI 93 X SI 92 2-1 G6-3 ①		B SI 92 C CH 84 B SI 92 S CH 85 F CH 84 B SI 92 F CH 85 B SI 92 4-2 28 28 S 2B BB		C SI 91 X SI 92 0-1 G6-3 ③			C CH 88 X SI 92 0-1 G6-3 ①		3	1	0	0	1	0	0
12 Jed Lowrie, S (1, 6) OBP: 0.350, SLG: 0.462	C SI 93 F CH 86 S SI 92 0-3 K ②		B SI 91 F SI 91 1 SAFE X SI 90 1-1 SF8 3-H			C SI 92 C SL 85 F SI 92 B SI 93 F CH 86 B SL 84 B SI 92 S SI 91 3-3 K ①		F SI 92 X CH 85 0-1 L3 ②		3	0	0	1	0	2	0
28 Adrián González, L (1, 3) OBP: 0.391, SLG: 0.569	C SI 94 B SI 93 X CH 85 1-1 G4-3 ③		F CH 85 B SI 92 F CH 85 B SI 92 F CH 86 B SI 92 X CH 84 3-2 1-H 2B			C SL 89 X SI 92 0-1 G3 ②		X SI 93 0-0 G5-3 ③		4	0	1	1	0	0	0
20 Kevin Youkilis, R (1, 5) OBP: 0.408, SLG: 0.529		C SI 91 B SL 86 C SI 92 X SI 92 1-2 G5-3 ①	B SL 85 B SI 92 B SI 91 C SI 92 X SI 92 3-1 F9 ③			C SI 93 F SI 92 B SL 86 S SI 93 1-3 K ③			B SL 84 B SI 90 C SI 90 X SI 91 2-1 7 G4-3 34 E 13 FC1-2 1B	4	0	1	0	0	1	1
34 David Ortiz, L (1, 10) OBP: 0.373, SLG: 0.535 54 Darnell McDonald, R (9, PR) OBP: 0.227, SLG: 0.300 (9, 10)		B SI 92 B CH 86 X SI 93 2-0 7 FC1-6-5 2B	B SI 91 F CH 85 B SI 92 X SI 92 2-1 F8 ①				X SI 93 0-0 7 G4-3 33 HR 2B		1 SAFE F SL 84 B SL 85 T SL 84 X SL 86 1-2 FC3 13 FC1-2 7 G4-3 1-2	4 0	1 0	2 0	0 0	0 0	0 0	1 0
7 J.D. Drew, L (1, 9) OBP: 0.353, SLG: 0.352		C SI 93 S CH 85 X CH 85 0-2 FC1-6-5 ② 2-3	C SI 92 B SL 86 F SI 92 S CH 86 1-3 K ②				B SI 92 C SI 92 X SI 92 1-1 G4-3 ① 2-3		X SL 84 0-0 G4-3 ① 1-2 2-3	4	0	0	0	0	1	4
33 Jason Varitek, S (1, 2) OBP: 0.295, SLG: 0.290		C SI 93 S SI 93 S SI 93 0-3 K ③	X SI 92 0-0 G3-1 ③				X SI 92 0-0 HR 3-H		B SL 83 D SL 82 B FF 89 B FF 88 4-0 13 FC1-2 BB	3	1	1	2	1	1	1
13 Carl Crawford, L (1, 7) OBP: 0.249, SLG: 0.293			C SI 92 H SI 92 1-1 44 G4-3 44 S 12 SF8 HBP		C SI 91 S CH 86 B CH 84 B SI 91 B CH 85 S SI 91 3-3 K ①		X SI 92 0-0 G4-3 ②		X SL 85 0-0 FC1-2 ② 1-2 2-3 3-Hf	3	1	0	0	0	1	3
44 Drew Sutton, S (1, 4)			B SI 90 F SI 91 F SI 92 F CH 84 X SI 92 1-2 G4-3 ① 1-3		C SI 91 B SI 91 B SI 92 F SI 91 F SI 93 S SI 91 2-3 K ②		B SI 92 F SI 92 X CH 84 1-1 G4-3 ③		B SL 85 F SL 84 F SL 84 S SL 86 1-3 K ③	4	0	0	0	0	2	4
Inning Stats	R: 0 E: 0 K: 1 S: 7 H: 0 LOB: 0 BB: 0 P: 10	R: 0 E: 0 K: 1 S: 10 H: 1 LOB: 1 BB: 0 P: 13	R: 2 E: 0 K: 0 S: 17 H: 1 LOB: 1 BB: 1 P: 30	R: 0 E: 0 K: 1 S: 6 H: 0 LOB: 0 BB: 0 P: 9	R: 0 E: 0 K: 2 S: 9 H: 0 LOB: 0 BB: 0 P: 14	R: 0 E: 0 K: 2 S: 10 H: 0 LOB: 0 BB: 0 P: 14	R: 2 E: 0 K: 0 S: 7 H: 2 LOB: 0 BB: 0 P: 9	R: 0 E: 0 K: 0 S: 5 H: 0 LOB: 0 BB: 0 P: 5	R: 0 E: 1 K: 1 S: 10 H: 1 LOB: 3 BB: 1 P: 18	1B: 1 2B: 3 3B: 0 HR: 1 SF: 1 SAC: 0 DP: 0 HBP: 1	WP: 0 PB: 0 SB: 2 CS: 0 PA: 36					

	AB	32
	R	4
	H	5
	RBI	4
	BB	2
	SO	8
	LOB	14

PITCHER		IP	WLS	BF	H	R	ER	SO	BB	IBB	HBP	BLK	WP	HR	S	P	ERA	WHIP
55 Roberto Hernandez, R ERA: 4.73	(1, 1)	8.0	L	31	5	4	4	7	1	0	1	0	0	1	73	108	4.50	0.750
53 Rafael Perez, L ERA: 1.06	(9, 1)	1.0		5	0	0	0	1	1	0	0	0	0	0	8	14	0.00	1.000

PITCHER		IP	WLS	BF	H	R	ER	SO	BB	IBB	HBP	BLK	WP	HR	S	P	ERA	WHIP

Batter	1	2	3	4	5	6	7	8	9	AB	R	H	RBI	BB	SO	LOB
23 Michael Brantley, L (1, 7) (9, 8) OBP: 0.356, SLG: 0.410	B FF 92 C FF 93 B FF 93 B FF 93 C FF 94 B FF 93 4-2 41 S BB		C FF 92 X CH 88 0-1 ① G4-3			C FF 92 B CH 90 X CH 88 1-1 ① G4-3		C CU 75 F CU 76 B SI 90 X CU 74 1-2 ① F7 1-2		3	0	0	0	1	0	1
13 Asdrúbal Cabrera, S (1, 6) OBP: 0.364, SLG: 0.537	S FF 93 F FC 90 S FC 89 0-3 ① K		C CH 88 B CH 89 X FC 91 1-1 ② G4-3			F CH 89 X CH 89 0-1 ② G3		B CU 74 S CU 75 X CU 75 1-1 ② G6-3		4	0	0	0	0	1	2
17 Shin-Soo Choo, L (1, 9) OBP: 0.323, SLG: 0.381	1 SAFE 1 SAFE B FF 92 B CH 88 F FF 93 C FC 89 B CH 89 1 SAFE 3-2 ② X SI 84 F7		C CU 75 B CU 77 C CH 89 B FF 93 F FC 90 X CH 90 2-2 41 CS 1B			B FC 90 B CH 89 S FC 90 S FF 93 B CH 89 C FC 91 3-3 ③ K		B CU 75 F CU 75 C SI 89 X CU 75 1-2 ③ L7		4	0	1	0	0	1	2
41 Carlos Santana, S (1, 2) OBP: 0.341, SLG: 0.365	B CU 75 C FC 90 B CH 90 F FC 90 B SI 93 C SI 94 3-3 ③ K 1-2		S CH 88 D CH 90 C CU 76 1 SAFE B FF 94 2-2 ③ CS 1-2	B CH 89 B FF 94 B FC 90 B FF 94 4-0 28 FC4-6 BB			F FF 92 B CU 76 B FC 91 B SI 92 F FF 92 X SI 93 3-2 ① P5		B FF 94 C FF 95 S FF 95 X FF 96 1-2 ① G6-3	3	0	0	0	1	1	1
28 Travis Buck, L (1, 10) OBP: 0.276, SLG: 0.411		C FF 93 S CH 88 X CU 76 0-2 20 HBP 12 1B 1B		C SI 94 F FC 91 B FF 93 X CH 90 1-2 ① FC4-6 20 CS 1-2f			C CH 88 F FC 90 B FC 88 F FF 92 S FC 89 1-3 ② K		F FF 95 S FS 90 F FF 95 F FF 95 F FF 96 B FS 92 B FS 90 X FF 95 2-2 HR	4	2	2	1	0	1	1
20 Orlando Cabrera, R (1, 4) OBP: 0.290, SLG: 0.341		C SI 93 F CH 89 1 SAFE B FF 93 F FC 90 F SI 94 1 SAFE F FC 90 H CU 75 2-2 12 1B 1-2 HBP		1 SAFE 1 SAFE S FC 89 C SI 93 F CH 88 B CH 91 X FF 93 1-2 ②③ P6 1-2			C SI 92 F FF 92 B CU 76 B CU 75 B SI 92 B SI 91 4-2 7 1B BB		B SL 79 B FF 94 C FF 95 X FF 96 2-1 ② F9	2	0	0	0	1	0	1
7 Matt LaPorta, R (1, 3) OBP: 0.342, SLG: 0.466		S CU 76 B FC 90 F FC 87 C CU 76 1-3 ① K			B CH 88 X FC 90 1-0 12 L8-4-3 1B		F FC 90 B FF 92 F CU 76 X FC 89 1-2 1-3 1B		B SL 81 S SL 81 X FF 95 1-1 ③ F7	4	0	2	0	0	1	2
9 Jack Hannahan, L (1, 5) OBP: 0.322, SLG: 0.363		C FF 93 C FC 91 B FF 92 S CH 89 1-3 ② K			X SI 93 0-0 ① L8		B CU 74 B CU 76 C CU 76 C CU 75 1 SAFE F CU 76 C CU 75 2-3 ③ K			3	0	0	0	0	2	5
12 Ezequiel Carrera, L (1, 8) OBP: 0.333, SLG: 0.333 47 Shelley Duncan, R (8, PH) (9, 7) OBP: 0.250, SLG: 0.357		F SI 93 C CU 76 B CU 76 B CU 77 X CU 76 2-2 ③ 1-3 2-H 1B		C FF 93 1 SAFE F FC 91 B FF 93 X FF 92 1-2 ②③ L8-4-3 1-1				B CU 75 B SI 89 B CU 76 C SI 91 C CU 76 B CU 76 4-2 23 WP BB		2	0	1	1	0	0	1
										0	0	0	0	1	0	0
Inning Stats	R: 0 E: 0 K: 2 S: 11 H: 0 LOB: 1 BB: 1 P: 21	R: 1 E: 0 K: 2 S: 17 H: 2 LOB: 2 BB: 0 P: 23	R: 0 E: 0 K: 0 S: 10 H: 1 LOB: 0 BB: 0 P: 15	R: 0 E: 0 K: 0 S: 7 H: 0 LOB: 0 BB: 1 P: 13	R: 0 E: 0 K: 0 S: 5 H: 1 LOB: 0 BB: 0 P: 7	R: 0 E: 0 K: 1 S: 7 H: 0 LOB: 0 BB: 0 P: 11	R: 0 E: 0 K: 2 S: 16 H: 1 LOB: 2 BB: 1 P: 27	R: 0 E: 0 K: 0 S: 10 H: 0 LOB: 1 BB: 1 P: 17	R: 1 E: 0 K: 0 S: 13 H: 1 LOB: 0 BB: 0 P: 19	1B: 5 2B: 1 3B: 0 HR: 1	SF: 0 SAC: 0 DP: 1 HBP: 1		WP: 1 PB: 0 SB: 1 CS: 2	PA: 35			

PITCHER		IP	WLS	BF	H	R	ER	SO	BB	IBB	HBP	BLK	WP	HR	S	P	ERA	WHIP
19 Josh Beckett, R ERA: 1.69	(1, 1)	6.2	W	25	5	1	1	6	3	0	1	0	0	0	69	111	1.35	1.200
53 Rich Hill, L ERA:	(7, 1)	1.1	H	5	0	0	0	1	1	0	0	0	1	0	14	23	0.00	0.750
58 Jonathan Papelbon, R ERA: 2.61	(9, 1)	1.0	S	4	1	1	1	0	0	0	0	0	0	1	13	19	9.00	1.000

PITCHER	IP	WLS	BF	H	R	ER	SO	BB	IBB	HBP	BLK	WP	HR	S	P	ERA	WHIP

BOTTOM

Boston Red Sox @ Cleveland Indians

Progressive Field, Cleveland, OH

Tue May 24 2011, 7:07 PM - 10:09 PM EDT

Att. 23,752 - Clear - 64 F

livebaseballscorecards.com

AB	29
R	2
H	6
RBI	2
BB	4
SO	7
LOB	16

Boston Red Sox @ Cleveland Indians

Progressive Field, Cleveland, OH

Wed May 25 2011, 12:06 PM - 3:08 PM EDT

Att. 26,408 - Partly Cloudy - 76 F

TOP

livebaseballscorecards.com

Batter	1	2	3	4	5	6	7	8	9	AB	R	H	RBI	BB	SO	LOB
2 Jacoby Ellsbury, L (1, 8) OBP: 0.358, SLG: 0.435	15 HR 15 S 1B 15 1B 1-2 1B		4-1 28 1B BB		0-2 G1-3	2-2 2-H 2B		4-2 15 FC5-4 1-2 BB		4	1	3	1	2	0	1
15 Dustin Pedroia, R (1, 4) OBP: 0.361, SLG: 0.330	3-1 1-H HR 3-2 1-2 2-H 1B		1-0 L7		1-3 K	0-2 G6-3		0-2 FC5-4 1-2f		6	1	2	3	0	1	6
28 Adrián González, L (1, 3) OBP: 0.389, SLG: 0.562	12 FC3-6 34 1B 13 1B 1B F7		2-1 34 G4-6-3 1-3 2-H 1B		0-2 L7	1-3 K2-3			0-0 L8	6	1	2	1	0	1	4
34 David Ortiz, L (1, 10) OBP: 0.372, SLG: 0.545	0-0 12 FC3-6 1-2 1B 0-0 G4-3		3-2 G4-6-3 1-2f			2-2 HR 1-0 P5			1-0 P5	6	1	2	1	0	0	2
12 Jed Lowrie, S (1, 6) OBP: 0.343, SLG: 0.447	0-0 FC3-6 39 1B 13 1B 39 E 1-2f 2-3 2-1 G3			0-1 P5		4-1 13 2B 39 HR BB 2-1 P6			1-1 F8	5	2	0	0	1	0	2
13 Carl Crawford, L (1, 7) OBP: 0.264, SLG: 0.335 54 Darnell McDonald, R (6, 7) OBP: 0.217, SLG: 0.286	1-0 39 E 23 SF7 1-2 3-H 1B 1-1 E9			1-1 HR		0-2 39 HR 1-3 2B 0-0 P6				4 1	3 0	4 0	2 0	0 0	0 0	0 0
39 Jarrod Saltalamacchia, S (1, 2) OBP: 0.296, SLG: 0.420	0-0 E9 44 1B 1-3 2-H 1B 4-1			1-2 F8		1-2 2-H 3-H HR		0-1 G4-3		4	2	2	3	1	0	0
23 Mike Cameron, R (1, 9) OBP: 0.233, SLG: 0.302	3-2 SF7 3-H 2-2 K			3-2 G6-3		0-2 2 2B 2B		1-2 2 BB 1B		4	1	2	1	0	1	2
44 Drew Sutton, S (1, 5) OBP: 0.333, SLG: 0.556	3-1 2 1B 15 1B 2-H 1B		1-1 28 1B 2B		1-0 2B	2-2 F7		0-0 F7		5	2	3	1	0	0	2
Inning Stats	R: 7 E: 1 K: 0 S: 19 H: 9 LOB: 2 BB: 0 P: 34	R: 0 E: 1 K: 1 S: 9 H: 1 LOB: 2 BB: 1 P: 18	R: 1 E: 0 K: 0 S: 11 H: 2 LOB: 1 BB: 1 P: 22	R: 1 E: 0 K: 0 S: 12 H: 1 LOB: 0 BB: 0 P: 17	R: 0 E: 0 K: 1 S: 10 H: 1 LOB: 1 BB: 0 P: 12	R: 5 E: 0 K: 1 S: 28 H: 5 LOB: 1 BB: 1 P: 40	R: 0 E: 0 K: 0 S: 4 H: 0 LOB: 0 BB: 0 P: 7	R: 0 E: 0 K: 0 S: 14 H: 1 LOB: 2 BB: 1 P: 19	R: 0 E: 0 K: 0 S: 4 H: 0 LOB: 0 BB: 0 P: 6	1B: 10 2B: 6 3B: 0 HR: 4 SF: 1 SAC: 0 DP: 1 HBP: 0						

	AB	45
	R	14
	H	20
	RBI	13
	BB	4
	SO	3
	LOB	19

WP: 0 PB: 0 SB: 1 CS: 0 PA: 50

PITCHER		IP	WLS	BF	H	R	ER	SO	BB	IBB	HBP	BLK	WP	HR	S	P	ERA	WHIP
51 Mitch Talbot, R ERA: 5.87	(1, 1)	3.0	L	22	12	8	8	1	2	0	0	0	0	1	39	74	24.00	4.667
56 Frank Herrmann, R ERA: 11.42	(4, 1)	2.1		14	6	6	6	1	1	0	0	0	0	3	40	56	23.14	3.000
37 Chad Durbin, R ERA: 4.66	(6, 1)	0.2		3	1	0	0	1	0	0	0	0	0	0	10	13	0.00	1.500
49 Tony Sipp, L ERA: 1.27	(7, 1)	1.0		3	0	0	0	0	0	0	0	0	0	0	4	7	0.00	0.000
38 Joe Smith, R ERA: 2.03	(8, 1)	1.0		5	1	0	0	0	1	0	0	0	0	0	14	19	0.00	2.000

PITCHER		IP	WLS	BF	H	R	ER	SO	BB	IBB	HBP	BLK	WP	HR	S	P	ERA	WHIP
52 Vinnie Pestano, R ERA: 1.47	(9, 1)	1.0		3	0	0	0	0	0	0	0	0	0	0	4	6	0.00	0.000

BOTTOM

Batter	1	2	3	4	5	6	7	8	9	AB	R	H	RBI	BB	SO	LOB
23 Michael Brantley, L (1, 8) OBP: 0.353, SLG: 0.405 12 Ezequiel Carrera, L (6, PH) (7, 8) OBP: 0.250, SLG: 0.250	C FF 92 B FF 92 F FF 90 B FC 89 B FC 89 F FC 85 S FF 93 3-3 ① K		C FF 94 B FC 88 F FF 95 C FC 89 1-3 ② K			B FF 93 C FF 92 B FC 89 T FF 93 B FC 88 S FC 88 3-3 ② K		B FF 96 C FF 95 C CU 79 F FF 97 B SL 81 D FF 97 F FF 97 T FF 96 3-2 ① K		2 0 0 0 0 2 0 2 0 0 0 0 2 1						
13 Asdrúbal Cabrera, S (1, 6) OBP: 0.363, SLG: 0.539 20 Orlando Cabrera, R (7, 4) OBP: 0.288, SLG: 0.339	B FF 93 B FF 94 C FC 92 S FF 92 F CU 77 X FC 90 2-2 ② F7		C CU 75 B CH 88 B CU 75 X FC 89 2-1 ③ L4			B FF 93 C FF 92 F CH 85 B FC 91 X FF 93 2-2 2B		C FF 97 B CH 86 F FF 95 B FF 96 X FF 96 2-2 ② F8		3 0 1 0 0 0 0 1 0 0 0 0 0 1						
17 Shin-Soo Choo, L (1, 9) OBP: 0.328, SLG: 0.382 28 Travis Buck, L (6, PR) (7, 9) OBP: 0.288, SLG: 0.439	F FF 94 C CU 75 X CU 76 0-2 47 1B 1B			B FF 93 F FF 92 C FC 87 S FC 90 1-3 ① K		D CU 76 B FC 91 B FF 93 B FF 92 4-0 BB		X FF 96 0-0 47 1B 1-3 2B		2 0 1 0 1 1 0 1 1 1 0 0 0 0						
47 Shelley Duncan, R (1, 10) OBP: 0.266, SLG: 0.367	C FF 94 B FF 95 X FF 95 1-1 1-2 1B			C CH 86 B FC 89 C FC 91 X FC 91 1-2 ② G5-3		F FF 91 F FC 92 F FF 92 B FF 96 B FC 92 B FF 95 X FF 95 3-2 ③ G1-3		B FF 97 F FF 97 F CU 79 F FF 96 X CU 79 1-2 2-H 3-H 1B		4 0 2 2 0 0 2						
7 Matt LaPorta, R (1, 3) OBP: 0.333, SLG: 0.453	C CU 75 B FC 91 T CH 87 B FC 91 C FC 90 2-3 ③ K			X FF 94 0-0 ③ F9			B SI 89 B FS 84 X SI 89 2-0 ① G5-3	D CU 77 X FF 94 1-0 ③ F8		4 0 0 0 0 1 3						
26 Austin Kearns, R (1, 7) OBP: 0.307, SLG: 0.292		C FF 92 S FC 89 B FC 90 T FF 94 1-2 ① K			S FF 92 X FF 93 0-1 ① P4		C SL 85 S CU 75 X CU 75 0-2 ② G5-3		B SL 86 S SL 87 S SL 86 H SL 87 2-2 9 G6-4-3 HBP	3 0 0 0 0 1 0						
9 Jack Hannahan, L (1, 5) OBP: 0.321, SLG: 0.367		C FF 94 B CU 78 X FC 89 1-1 ② G3			B FF 94 C FF 93 F FC 89 B FF 95 B FC 88 X FF 94 3-2 ② G4-3		B SI 90 B SI 90 C SI 90 T SI 89 X FS 84 2-2 2B		S FF 91 X SL 86 0-1 ① ② G6-4-3 1-2f	4 0 1 0 0 0 1						
6 Lou Marson, R (1, 2) OBP: 0.280, SLG: 0.333		C FF 94 B CH 87 S FC 89 S FC 90 1-3 ③ K			F FF 93 C FF 94 X FC 91 0-2 ③ G4-3		C SL 85 S SL 85 S SL 82 0-3 ③ K		C FF 92 F SL 87 B SL 86 S SL 87 1-3 ③ K	4 0 0 0 0 3 1						
8 Adam Everett, R (1, 4) (7, 6) OBP: 0.361, SLG: 0.281			C FF 91 B CH 84 S FC 88 B FF 94 F FC 89 X FF 94 2-2 ① P4			C B FC 87 F FC 91 F FC 88 F FC 88 X FC 88 1-2 ① P4		C FF 96 F FF 96 X CH 86 0-2 28 2B 47 1B 1B		3 1 1 0 0 0 0						
Inning Stats	R: 0 H: 2 E: 0 LOB: 2 K: 2 BB: 0 S: 16 P: 24	R: 0 H: 0 E: 0 LOB: 0 K: 2 BB: 0 S: 8 P: 11	R: 0 H: 0 E: 0 LOB: 0 K: 1 BB: 0 S: 9 P: 14	R: 0 H: 0 E: 0 LOB: 0 K: 1 BB: 0 S: 7 P: 9	R: 0 H: 0 E: 0 LOB: 0 K: 0 BB: 0 S: 8 P: 11	R: 0 H: 1 E: 0 LOB: 2 K: 1 BB: 1 S: 15 P: 28	R: 0 H: 1 E: 0 LOB: 1 K: 1 BB: 0 S: 10 P: 14	R: 2 H: 3 E: 0 LOB: 1 K: 1 BB: 0 S: 17 P: 24	R: 0 H: 0 E: 0 LOB: 0 K: 1 BB: 0 S: 7 P: 10	1B: 4 SF: 0 2B: 3 SAC: 0 3B: 0 DP: 1 HR: 0 HBP: 1						

PITCHER		IP	WLS	BF	H	R	ER	SO	BB	IBB	HBP	BLK	WP	HR	S	P	ERA	WHIP
31 Jon Lester, L ERA: 3.36	(1, 1)	6.0	W	22	3	0	0	7	1	0	0	0	0	0	63	97	0.00	0.667
35 Dan Wheeler, R ERA: 9.24	(7, 1)	1.0		4	1	0	0	1	0	0	0	0	0	0	10	14	0.00	1.000
46 Franklin Morales, L ERA: 4.24	(8, 1)	1.0		6	3	2	2	1	0	0	0	0	0	0	17	24	18.00	3.000
48 Scott Atchison, R ERA: 3.86	(9, 1)	1.0		3	0	0	0	1	0	0	1	0	0	0	7	10	0.00	0.000

PITCHER	IP	WLS	BF	H	R	ER	SO	BB	IBB	HBP	BLK	WP	HR	S	P	ERA	WHIP

Boston Red Sox @ Cleveland Indians

Progressive Field, Cleveland, OH

Wed May 25 2011, 12:06 PM - 3:08 PM EDT

Att. 26,408 - Partly Cloudy - 76 F

livebaseballscorecards.com

AB	33
R	2
H	7
RBI	2
BB	1
SO	10
LOB	9

WP: 0	PB: 0	SB: 0	CS: 0
PA: 35			

Cleveland Indians @ Tampa Bay Rays

Tropicana Field, St. Petersburg, FL

Fri May 27 2011, 7:12 PM - 9:44 PM EDT

Att. 16,800 - Dome - 72 F

livebaseballscorecards.com

TOP

Batter	1	2	3	4	5	6	7	8	9	AB	R	H	RBI	BB	SO	LOB
23 Michael Brantley, L (1, 8) OBP: 0.345, SLG: 0.395	C SI 93 X SI 93 0-1 ① G5-3		C FF 95 C SI 95 X KC 77 0-2 ② L7			C SI 94 F SI 94 X FC 89 0-2 ① F7		B FF 90 X FF 90 1-0 ① F7		4	0	0	0	0	0	0
20 Orlando Cabrera, R (1, 4) OBP: 0.293, SLG: 0.339	B SI 92 B SI 93 C SI 94 F SI 95 B SI 94 F SI 95 B FC 87 4-2 BB		X SI 95 0-0 ③ F9			C SI 94 X SI 95 0-1 13 1B		C FF 90 X FF 90 0-1 ② F7		3	0	1	0	1	0	0
13 Asdrúbal Cabrera, S (1, 6) OBP: 0.361, SLG: 0.533	S SI 95 B FF 95 1 SAFE F KC 77 1 SAFE 1 SAFE B SI 96 S SI 95 2-3 ② K			C CH 89 C FC 86 F SI 94 F SI 94 B FF 94 F KC 77 C SI 96 1-3 ① K		B SI 95 F SI 94 X SI 95 1-1 1-2 1B		B FF 91 C FF 90 B CU 79 X FF 90 2-1 ③ F9		4	0	1	0	0	2	1
47 Shelley Duncan, R (1, 7) OBP: 0.265, SLG: 0.375	B SI 96 S SI 94 B SI 95 F SI 95 X SI 96 2-2 ③ G4-3			C CH 83 B FC 89 S CH 82 X SI 96 1-2 2B		B KC 78 S SI 94 C SI 96 S FC 89 1-3 ② K			C SI 95 B SL 86 F SI 95 B SI 97 B SI 94 F SI 97 F SI 95 X SI 96 3-2 ① G5-3	4	0	1	0	0	1	3
7 Matt LaPorta, R (1, 3) OBP: 0.325, SLG: 0.440		B CH 82 C CH 81 B FC 88 C SI 94 F FC 88 F KC 77 B SI 95 C SI 95 3-3 ① K		S SI 96 B SI 96 B CH 83 S SI 96 S SI 95 2-3 ② K		S SI 95 S SI 96 S SI 96 0-3 ③ K			C SI 95 C SI 96 F SI 95 S SI 95 0-3 ② K	4	0	0	0	0	4	3
24 Grady Sizemore, L (1, 10) OBP: 0.318, SLG: 0.610		B SI 95 C SI 96 C SI 96 S SI 96 1-3 ② K		B FF 97 C SI 96 C SI 96 S SI 97 1-3 ③ K			B SI 92 X SI 94 1-0 ① G4-3		B SI 95 B SI 94 C SL 88 X SI 95 2-1 ③ G6-3	4	0	0	0	0	2	1
41 Carlos Santana, S (1, 2) OBP: 0.346, SLG: 0.373		C CH 85 B SI 96 B SI 96 C KC 77 X SI 96 2-2 2B			C CH 82 X SI 95 0-1 ① F7		B SI 95 B SI 95 B SI 95 B SI 95 4-0 BB			2	0	1	0	1	0	0
26 Austin Kearns, R (1, 9) OBP: 0.295, SLG: 0.279		C FF 96 F FF 96 C SI 96 0-3 ③ K			B FC 88 B FC 89 S SI 96 B CH 83 X SI 96 3-1 ② G6-3		C FC 88 B CH 83 B FC 89 F FC 88 S SI 96 2-3 ② K			3	0	0	0	0	2	2
9 Jack Hannahan, L (1, 5) OBP: 0.314, SLG: 0.359			C FF 92 C SI 93 B FF 95 F SI 94 S SI 95 1-3 ① K		C SI 96 F SI 96 B FC 88 X FF 95 1-2 ③ P5		C SI 95 B SI 95 C SI 96 F SI 96 C FC 88 1-3 ③ K			3	0	0	0	0	2	1
Inning Stats	R: 0 E: 0 K: 1 S: 11 H: 0 LOB: 1 BB: 1 P: 19	R: 0 E: 0 K: 3 S: 14 H: 1 LOB: 1 BB: 0 P: 20	R: 0 E: 0 K: 1 S: 8 H: 0 LOB: 0 BB: 0 P: 9	R: 0 E: 0 K: 3 S: 15 H: 1 LOB: 1 BB: 0 P: 20	R: 0 E: 0 K: 0 S: 7 H: 0 LOB: 0 BB: 0 P: 11	R: 0 E: 0 K: 2 S: 13 H: 2 LOB: 2 BB: 0 P: 15	R: 0 E: 0 K: 2 S: 8 H: 0 LOB: 1 BB: 1 P: 16	R: 0 E: 0 K: 0 S: 5 H: 0 LOB: 0 BB: 0 P: 8	R: 0 E: 0 K: 1 S: 11 H: 0 LOB: 0 BB: 0 P: 16	1B: 2 2B: 2 3B: 0 HR: 0 SF: 0 SAC: 0 DP: 0 HBP: 0						

	AB	31
	R	0
	H	4
	RBI	0
	BB	2
	SO	13
	LOB	11

WP: 0 PB: 0 SB: 0 CS: 0 PA: 33

PITCHER		IP	WLS	BF	H	R	ER	SO	BB	IBB	HBP	BLK	WP	HR	S	P	ERA	WHIP
14 David Price, L ERA: 3.54	(1, 1)	7.0	W	27	4	0	0	12	2	0	0	0	0	0	76	110	0.00	0.857
62 Joel Peralta, R ERA: 3.51	(8, 1)	1.0		3	0	0	0	0	0	0	0	0	0	0	5	8	0.00	0.000
36 Adam Russell, R ERA: 3.38	(9, 1)	1.0		3	0	0	0	1	0	0	0	0	0	0	11	16	0.00	0.000

PITCHER	IP	WLS	BF	H	R	ER	SO	BB	IBB	HBP	BLK	WP	HR	S	P	ERA	WHIP

Batter	1	2	3	4	5	6	7	8	9	AB	R	H	RBI	BB	SO	LOB
28 John Jaso, L (1, 2) OBP: 0.287, SLG: 0.354	C FF 86 C FC 84 B FF 89 X CU 75 1-2 22 FC3-6 1B	B FC 85 B FF 89 C FF 87 X FC 84 2-1 ② 1B		1 SAFE C CH 85 B FC 82 X CH 84 1-1 ② L7			B SI 91 C FC 88 X FF 91 1-1 ① F9			4	0	2	0	0	0	1
18 Ben Zobrist, S (1, 4) OBP: 0.337, SLG: 0.489	B FF 86 B CH 81 F FC 87 F FC 84 X CH 81 2-2 ① L7	B CH 82 C FC 84 C CU 73 S CU 74 1-3 ③ K2-3		F FF 84 1 SAFE B FC 83 X FF 87 1-1 ③ P6			F FC 89 C FC 89 X CU 77 0-2 22 E 20 1B 2B			4	1	1	0	0	1	2
22 Johnny Damon, L (1, 10) OBP: 0.314, SLG: 0.432	B FC 83 1 SAFE F FF 88 S CH 81 F FF 88 X CU 74 1-2 ② FC3-6 1-2f	C FF 86 B FF 86 B CH 81 F FC 83 X CH 82 2-2 20 1B 1B			F FF 85 B FF 87 B CU 74 X FF 86 2-1 ① G6-3		B SI 91 B FF 92 2 SAFE B FC 89 C FF 91 F FC 87 B FC 90 4-2 20 1B 2-3 BB			3	0	1	0	1	0	1
3 Evan Longoria, R (1, 5) OBP: 0.317, SLG: 0.372	1 SAFE C FC 84 S FF 89 X FC 85 0-2 ③ F9		C FF 87 F FC 84 B CU 75 D CU 76 X FC 84 2-2 ① F9		C FC 83 B CU 74 F FC 83 X CU 76 1-2 ② G5-3		B FC 90 F FC 89 S FC 91 S FC 88 1-3 ② K			4	0	0	0	0	1	4
20 Matt Joyce, L (1, 9) OBP: 0.439, SLG: 0.649		B FF 86 B CH 81 C FC 84 C FF 89 X CH 83 2-2 11 HR 2B	F FC 83 F CH 85 D CU 75 1 SAFE D CU 75 X CH 82 2-2 1-2 1B		B FC 82 X FC 81 1-0 ③ P4		B FC 91 X FC 90 1-0 1-3 3-H 1B			4	1	3	1	0	0	0
2 B.J. Upton, R (1, 8) OBP: 0.330, SLG: 0.432		C FC 84 B FF 88 S FF 89 C FF 89 1-3 ① K	B FC 84 F FF 88 B FF 88 S FC 82 B FC 84 C FC 84 3-3 ② K			C FC 81 B CU 73 F FF 86 C CU 73 1-3 ① K	F FC 91 C FC 90 S FC 91 0-3 ③ K			4	0	0	0	0	4	5
11 Casey Kotchman, L (1, 3) OBP: 0.413, SLG: 0.469		B FF 88 X CH 82 1-0 2-H HR	C FF 87 F FC 83 X CU 75 0-2 ③ G3			C FC 80 X CU 72 0-1 1 FC5-4 1B		X SI 89 0-0 ① G4-3		4	1	2	2	0	0	2
1 Sean Rodríguez, R (1, 6) OBP: 0.324, SLG: 0.436		B FC 85 F FC 85 B FC 84 F FF 89 F CU 76 X FF 89 2-2 5 HR 1B		B FC 80 S FC 82 X FC 83 1-1 ① G5-3		F FC 80 S FC 81 B FF 86 F CU 73 X FC 82 1-2 ② FC5-4 1-2f		C SI 89 B SL 81 F SI 89 B SL 80 B SL 82 X SI 90 3-2 ② L9		4	1	1	0	0	0	1
5 Sam Fuld, L (1, 7) OBP: 0.277, SLG: 0.360		C FF 86 F SI 86 1 SAFE F FF 88 1 SAFE B FC 84 B FF 88 1 SAFE F FC 84 3-2 B FF 87 X FF 86 1-H HR		X FF 86 0-0 1B		C CH 83 1 SAFE B FC 81 B FC 82 1 SAFE X CH 83 2-1 ③ L3		B SI 91 B FF 92 C SI 90 F SI 91 F FF 93 B SI 91 X FF 92 3-2 ③ G4-3		4	1	2	2	0	0	1
Inning Stats	R: 0 E: 0 K: 0 S: 13 H: 1 LOB: 1 BB: 0 P: 17	R: 4 E: 0 K: 2 S: 21 H: 5 LOB: 0 BB: 0 P: 33	R: 0 E: 0 K: 1 S: 15 H: 2 LOB: 2 BB: 0 P: 24	R: 0 E: 0 K: 0 S: 7 H: 1 LOB: 1 BB: 0 P: 10	R: 0 E: 0 K: 0 S: 6 H: 0 LOB: 0 BB: 0 P: 10	R: 0 E: 0 K: 1 S: 11 H: 1 LOB: 1 BB: 0 P: 15	R: 1 E: 1 K: 2 S: 14 H: 2 LOB: 2 BB: 1 P: 21	R: 0 E: 0 K: 0 S: 8 H: 0 LOB: 0 BB: 0 P: 14		1B: 8 2B: 2 3B: 0 HR: 2 SF: 0 SAC: 0 DP: 0 HBP: 0						

BOTTOM

Cleveland Indians @ Tampa Bay Rays

Tropicana Field, St. Petersburg, FL

Fri May 27 2011, 7:12 PM - 9:44 PM EDT

Att. 16,800 - Dome - 72 F

livebaseballscorecards.com

AB	35
R	5
H	12
RBI	5
BB	1
SO	6
LOB	17

PITCHER		IP	WLS	BF	H	R	ER	SO	BB	IBB	HBP	BLK	WP	HR	S	P	ERA	WHIP
43 Josh Tomlin, R ERA: 2.74	(1, 1)	6.0	L	27	10	4	4	4	0	0	0	0	0	2	73	109	6.00	1.667
37 Chad Durbin, R ERA: 4.87	(7, 1)	1.0		6	2	1	1	2	1	0	0	0	0	0	14	21	9.00	3.000
38 Joe Smith, R ERA: 1.88	(8, 1)	1.0		3	0	0	0	0	0	0	0	0	0	0	8	14	0.00	0.000

PITCHER	IP	WLS	BF	H	R	ER	SO	BB	IBB	HBP	BLK	WP	HR	S	P	ERA	WHIP

Cleveland Indians @ Tampa Bay Rays

Tropicana Field, St. Petersburg, FL

Sat May 28 2011, 4:11 PM - 7:17 PM EDT

Att. 24,717 - Dome - 72 F

livebaseballscorecards.com

TOP

Batter	1	2	3	4	5	6	7	8	9	AB	R	H	RBI	BB	SO	LOB
23 Michael Brantley, L (1, 8) OBP: 0.347, SLG: 0.395	C FF 91 C FC 89 B CH 84 X CH 84 1-2 13 3B 1B		B FF 90 F SI 91 C KC 79 S KC 80 1-3 ① K		B KC 75 C SI 89 C KC 77 B KC 78 B FC 88 X FF 91 3-2 ① F7			C SI 84 C SI 86 B KC 78 F SI 86 F KC 79 F SI 87 X KC 80 1-2 13 E 47 1B 1B	C FF 94 C FF 94 B FF 95 X SL 82 1-2 ② G6-3	5	2	2	0	0	1	0
13 Asdrúbal Cabrera, S (1, 6) OBP: 0.362, SLG: 0.537	B SI 91 X FC 90 1-0 17 1B 1-H 3B		B FC 89 B FC 89 B SI 92 C FF 91 B FF 92 4-1 28 BB BB		C KC 76 C CH 83 S CH 83 0-3 ② K			C SI 86 1 SAFE B CH 81 X SI 86 1-1 E4 17 HBP 47 1B 1-3	C FF 94 F SL 79 S FF 94 0-3 ③ K	4	1	1	1	1	2	1
17 Shin-Soo Choo, L (1, 9) OBP: 0.332, SLG: 0.381	S CH 85 3 SAFE C KC 80 X CH 84 0-2 ① 28 1B 41 SF9-3 3-H 1B		1 SAFE C KC 77 F FC 89 S KC 78 0-3 ② K		C FF 91 B KC 79 F KC 78 S CH 83 1-3 ③ K			F SI 87 H SI 86 1-1 24 G3-1 47 1B 20 1B 1-2 HBP		3	2	1	0	0	2	1
28 Travis Buck, L (1, 7) OBP: 0.306, SLG: 0.441 47 Shelley Duncan, R (8, PH) OBP: 0.275, SLG: 0.385 26 Austin Kearns, R (8, 7) OBP: 0.295, SLG: 0.279	X FF 93 0-0 41 SF9-3 1-3 1B		B FC 88 D CH 84 B FF 92 C FF 90 1 SAFE F FF 91 F CH 85 B CH 84 4-2 41 FC6 1-2 BB			X FF 91 0-0 ① P5		B CH 81 B KC 79 S KC 79 F KC 80 B SI 86 X KC 80 3-2 24 G3-1 20 1B 1-2 2-H 3-H 1B		2 1 0	0 1 0	1 1 0	0 2 0	1 0 0	0 0 0	0 0 0
41 Carlos Santana, S (1, 2) OBP: 0.344, SLG: 0.373	C KC 78 S CH 84 X FF 93 0-2 ② ③ SF9-3 1-1 3-H		B KC 79 F FF 92 S KC 78 X KC 79 1-2 ③ FC6 1-2f			B CH 82 B CH 82 B SI 90 C FF 89 X FF 91 3-1 24 L4-3 1B		B SI 94 C SI 94 B CH 88 X SI 92 2-1 ① L4		3	0	1	1	0	0	4
24 Grady Sizemore, L (1, 10) OBP: 0.304, SLG: 0.581		B SI 92 F SI 91 B FF 91 F CH 84 X FC 89 2-2 ① L3		B KC 77 C CH 83 F FC 88 B KC 78 S FC 88 2-3 ① K		B KC 77 B CH 83 S SI 90 F CH 83 X KC 78 2-2 ②③ L4-3 1-1		B FF 97 F SI 92 X SL 90 1-1 ② G3-1 1-2 2-3		4	0	0	0	0	1	3
20 Orlando Cabrera, R (1, 4) OBP: 0.292, SLG: 0.337		F FF 92 B FC 87 B FC 87 F FF 91 B CH 86 C FF 92 3-3 ② K		F KC 78 F CH 82 S CH 83 0-3 ② K			B FF 89 C FF 90 X KC 77 1-1 ① G5-3	C SL 87 X FF 98 0-1 2-H 3-H 1B		4	0	1	2	0	2	0
7 Matt LaPorta, R (1, 3) OBP: 0.335, SLG: 0.465		B KC 78 F FF 92 F KC 78 X FF 92 1-2 HR		F KC 77 B FC 85 S FC 86 X FC 85 1-2 1B			C CH 81 B KC 78 B CH 82 C KC 77 F CH 84 B KC 80 B FF 91 4-2 9 G4-6-3 BB	C SL 86 S FC 90 D SI 90 X FC 92 2-2 ③ F8		3	1	2	1	1	0	1
9 Jack Hannahan, L (1, 5) OBP: 0.307, SLG: 0.349		S FF 91 C KC 79 B KC 79 S CH 85 1-3 ③ K		B FC 87 X CH 84 1-0 ③ P5			X FC 88 0-0 ②③ G4-6-3 1-2f		S FF 93 C FF 93 S FF 93 0-3 ① K	4	0	0	0	0	2	2

| Inning Stats | | |

Cleveland Indians @ Tampa Bay Rays

Tropicana Field, St. Petersburg, FL

Sat May 28 2011, 4:11 PM - 7:17 PM EDT

Att. 24,717 - Dome - 72 F

livebaseballscorecards.com

BOTTOM

Batter	1	2	3	4	5	6	7	8	9	AB	R	H	RBI	BB	SO	LOB
3 Evan Longoria, R (1, 5) OBP: 0.330, SLG: 0.411	B FF 94 X FF 92 1-0 22 FC4-6 1B		B FF 95 B CU 80 X FF 93 2-0 HR		B FF 92 B SL 86 C SL 84 F SL 84 C CU 81 2-3 ① K		B SL 80 S FF 92 B SL 81 S FF 93 X SL 81 2-2 ② G6-3 1-2		B SL 85 B FF 85 B FF 89 B FF 88 4-0 22 E3 1-2 BB	4	1	2	1	1	1	1
22 Johnny Damon, L (1, 10) OBP: 0.312, SLG: 0.431	C FF 92 X SL 86 0-1 ① FC4-6 1-2f		C CH 86 B FF 93 B CH 86 B FF 93 C FF 92 X CH 86 3-2 2B		C FF 93 C FF 93 F CU 79 F FF 94 F CU 82 X FF 93 0-2 ② G4-3		B FF 92 C SL 83 F FF 93 S FF 92 1-3 ③ K		C FF 95 B FF 95 S FF 96 F FF 95 B FF 94 X FF 95 2-2 ③ E3 1-2 2-3 3-H	5	0	1	0	0	1	4
18 Ben Zobrist, S (1, 4) OBP: 0.335, SLG: 0.484	X FF 93 0-0 ② F7		B CH 86 C FF 93 X SL 83 1-1 ③ F8		X FF 93 0-0 1B			B FF 90 C FF 90 S FF 91 B FF 91 S FF 92 2-3 ① K		4	0	1	0	0	1	2
20 Matt Joyce, L (1, 9) OBP: 0.434, SLG: 0.639	S FF 93 S CH 85 B FF 93 B CH 86 X FF 94 2-2 ③ P6			C FF 92 S SL 84 B FF 94 F SL 85 B FF 93 X CH 86 2-2 11 1B 1 1B 1B	F SL 85 1 SAFE B CU 80 X CU 79 1-1 ③ G4-3			C FF 92 B SL 84 B SL 82 B FF 92 X FF 92 3-1 ② F9		4	1	1	0	0	0	2
2 B.J. Upton, R (1, 8) OBP: 0.323, SLG: 0.422		C FF 94 B FF 93 F CU 80 F FF 93 S SL 84 1-3 ① K2-3		B FF 93 B FF 92 S SL 84 C SL 83 B FF 94 S SL 83 3-3 ① K		B FF 94 X SL 85 1-0 ① G5-3		B FF 92 X FF 92 1-0 ③ G5-3		4	0	0	0	0	2	1
11 Casey Kotchman, L (1, 3) OBP: 0.415, SLG: 0.479		B FF 93 C CH 86 X FF 94 1-1 ② F9		C CU 80 B FF 93 X SL 84 1-1 1 1B 1-3 1B	B FF 94 B CU 81 B CU 81 C FF 92 F FF 93 X SL 84 3-2 ② G3				B SL 85 F SL 86 B SL 87 X SL 86 2-1 1 1B 22 E 2B	4	1	2	0	0	0	0
1 Sean Rodríguez, R (1, 6) OBP: 0.330, SLG: 0.439		B FF 94 C CU 80 X FF 94 1-1 ③ P3		D CU 80 X SL 83 1-0 1-2 3-H 1B	C SL 85 B CU 78 F SL 84 B CU 83 C FF 94 2-3 ③ K				C SL 84 B FF 85 B SL 85 F FF 85 F SL 86 F FF 86 B FF 90 F SL 85 X SL 85 3-2 22 E3 3 BB 2-3 1B	4	0	2	1	0	1	0
5 Sam Fuld, L (1, 7) OBP: 0.277, SLG: 0.354			B FF 93 X FF 91 1-0 ① G3	C SI 93 C FF 93 B FF 94 F FF 93 F SL 86 F FF 94 B SL 84 B FF 93 F FF 93 3-2 ② F9			B SI 92 B SI 92 C SI 92 B SI 92 B SI 91 4-1 3 G6-3 BB		C FF 90 B FF 91 B SL 85 X FF 90 2-1 ① P5	3	0	0	0	1	0	4
10 Kelly Shoppach, R (1, 2) OBP: 0.241, SLG: 0.243 28 John Jaso, L (7, PH) (8, 2) OBP: 0.282, SLG: 0.347			C CU 79 X FF 94 0-1 ② F9	S SL 84 X SL 84 0-1 ③ F8			C SI 92 1 SAFE B FF 92 B SI 92 F FF 93 1 SAFE F FF 92 C SL 80 2-3 ① K		C FF 90 F SL 86 B SL 87 B FF 87 X FF 90 2-2 ② P6	2 2	0 0	0 0	0 0	0 0	0 1	2 3
Inning Stats	R: 0 H: 1 E: 0 LOB: 1 K: 0 BB: 0 S: 7 P: 10	R: 0 H: 0 E: 0 LOB: 0 K: 1 BB: 0 S: 8 P: 11	R: 1 H: 2 E: 0 LOB: 1 K: 0 BB: 0 S: 9 P: 16	R: 1 H: 3 E: 0 LOB: 2 K: 1 BB: 0 S: 19 P: 29	R: 0 H: 1 E: 0 LOB: 1 K: 1 BB: 0 S: 12 P: 15	R: 0 H: 0 E: 0 LOB: 0 K: 1 BB: 0 S: 7 P: 13	R: 0 H: 0 E: 0 LOB: 1 K: 2 BB: 1 S: 11 P: 20	R: 0 H: 0 E: 0 LOB: 0 K: 1 BB: 0 S: 6 P: 12	R: 1 H: 2 E: 1 LOB: 2 K: 0 BB: 1 S: 17 P: 32	1B: 6 2B: 2 3B: 0 HR: 1	SF: 0 SAC: 0 DP: 0 HBP: 0			WP: 0 PB: 0 SB: 0 CS: 0	PA: 38		

PITCHER		IP	WLS	BF	H	R	ER	SO	BB	IBB	HBP	BLK	WP	HR	S	P	ERA	WHIP
59 Carlos Carrasco, R ERA: 4.91	(1, 1)	6.0	W	25	7	2	2	4	0	0	0	0	0	1	62	94	3.00	1.167
52 Vinnie Pestano, R ERA: 1.42	(7, 1)	0.2	H	3	0	0	0	1	1	0	0	0	0	0	8	16	0.00	1.500
49 Tony Sipp, L ERA: 1.19	(7, 1)	1.1	H	4	0	0	0	2	0	0	0	0	0	0	9	16	0.00	0.000
53 Rafael Perez, L ERA: 1.02	(9, 1)	0.2		5	2	1	0	0	1	0	0	0	0	0	13	26	0.00	4.500
54 Chris Perez, R ERA: 2.66	(9, 1)	0.1	S	1	0	0	0	0	0	0	0	0	0	0	4	6	0.00	0.000

PITCHER	IP	WLS	BF	H	R	ER	SO	BB	IBB	HBP	BLK	WP	HR	S	P	ERA	WHIP

Cleveland Indians @ Tampa Bay Rays

Tropicana Field, St. Petersburg, FL

Sun May 29 2011, 1:43 PM - 4:12 PM EDT

Att. 23,898 - Dome - 72 F

livebaseballscorecards.com

Batter	1	2	3	4	5	6	7	8	9	AB	R	H	RBI	BB	SO	LOB
23 Michael Brantley, L (1, 8) OBP: 0.340, SLG: 0.387	B FF 88 B FF 89 C FF 88 X FF 90 2-1 ① G4-3		C FF 91 B FF 89 B FF 91 X CH 81 2-1 ③ G4-3		B FF 91 F FF 90 B FF 92 B CH 81 F FF 92 X FF 92 3-2 ③ F8			B CH 85 C SI 94 F SI 94 F SI 95 X SL 87 1-2 ③ G3		4	0	0	0	0	0	1
13 Asdrúbal Cabrera, S (1, 6) OBP: 0.360, SLG: 0.532	C FF 90 X FF 91 0-1 17 BB 1B			C CH 79 X CH 82 0-1 ① F7		X FF 89 0-0 ① F8			C SI 92 X SI 92 0-1 ① L6	4	0	1	0	0	0	0
17 Shin-Soo Choo, L (1, 9) OBP: 0.335, SLG: 0.380	B FF 90 B CH 82 B FF 90 B FF 91 4-0 28 G4-6-3 1-2 BB			B CU 72 C CU 70 F CH 79 B FF 92 X CH 82 2-2 ② G3-1		B CH 79 F CH 79 B FF 91 X CH 81 2-1 ② P5			C FF 93 X CH 83 0-1 41 1B 1B	3	0	1	0	1	0	0
28 Travis Buck, L (1, 7) OBP: 0.303, SLG: 0.444	S CH 82 B CH 81 C CH 81 X CH 83 1-2 ② ③ G4-6-3 1-2f			C FF 91 B FF 91 F CH 82 X CU 77 1-2 2B		B FF 91 F CH 80 S CH 80 B CH 80 S CH 80 2-3 ③ K			C FF 93 X CU 74 0-1 ② F7	4	0	1	0	0	1	3
41 Carlos Santana, S (1, 3) OBP: 0.347, SLG: 0.372		B FF 91 C CH 80 B CU 76 S CH 81 S CH 82 2-3 ① K		B CH 81 B CH 81 D CH 81 C CH 80 B FF 92 4-1 BB			B FF 90 B CH 80 B FF 90 C FF 90 X FF 91 3-1 ① F8		X FF 93 0-0 1-2 1B	3	0	1	0	1	1	0
24 Grady Sizemore, L (1, 10) OBP: 0.292, SLG: 0.556		B CU 71 F FF 91 T FF 90 S CU 77 1-3 ② K		B FF 92 B FF 92 S CH 82 F CH 83 B FF 92 S CH 82 3-3 ③ K			B FF 90 F FF 91 S CH 79 S FF 92 1-3 ② K		C CU 74 C FF 93 C SL 82 0-3 ③ K	4	0	0	0	0	4	4
20 Orlando Cabrera, R (1, 4) OBP: 0.287, SLG: 0.331		B FF 91 B FF 91 X FF 91 2-0 ③ F7			C CU 71 F CU 76 X FF 91 0-2 ① G3-1		S FF 90 F FF 90 S CH 81 0-3 ③ K			3	0	0	0	0	1	0
6 Lou Marson, R (1, 2) OBP: 0.264, SLG: 0.313			C FF 90 B CU 75 C FF 91 X CU 77 1-2 ① F8		X CU 71 0-0 ② P4			C SI 94 F SI 94 X SI 95 0-2 ① F9		3	0	0	0	0	0	0
8 Adam Everett, R (1, 5) OBP: 0.359, SLG: 0.286			X FF 90 0-0 ② F7		B FF 91 F FF 91 B CH 80 C FF 91 F CH 82 X CH 80 2-2 1B			B SL 87 C SI 93 F SI 95 B SI 96 F SI 94 X SI 95 2-2 ② F9		3	0	1	0	0	0	0
Inning Stats	R: 0 E: 0 K: 0 S: 7 H: 1 LOB: 1 BB: 1 P: 14	R: 0 E: 0 K: 2 S: 7 H: 0 LOB: 0 BB: 0 P: 12	R: 0 E: 0 K: 0 S: 6 H: 0 LOB: 0 BB: 0 P: 9	R: 0 E: 0 K: 1 S: 12 H: 1 LOB: 2 BB: 1 P: 22	R: 0 E: 0 K: 0 S: 11 H: 1 LOB: 1 BB: 0 P: 16	R: 0 E: 0 K: 1 S: 6 H: 0 LOB: 0 BB: 0 P: 10	R: 0 E: 0 K: 2 S: 8 H: 0 LOB: 0 BB: 0 P: 12	R: 0 E: 0 K: 0 S: 11 H: 0 LOB: 0 BB: 0 P: 14	R: 0 E: 0 K: 1 S: 10 H: 2 LOB: 2 BB: 0 P: 10	1B: 4 2B: 1 3B: 0 HR: 0	SF: 0 SAC: 0 DP: 1 HBP: 0						

TOP	
AB	31
R	0
H	5
RBI	0
BB	2
SO	7
LOB	8

WP: 0 PB: 0 SB: 0 CS: 0 PA: 33

PITCHER		IP	WLS	BF	H	R	ER	SO	BB	IBB	HBP	BLK	WP	HR	S	P	ERA	WHIP
58 Jeremy Hellickson, R ERA: 2.8	(1, 1)	7.0	W	25	3	0	0	6	2	0	0	0	0	0	57	95	0.00	0.714
36 Adam Russell, R ERA: 3.18	(8, 1)	1.0		3	0	0	0	0	0	0	0	0	0	0	11	14	0.00	0.000
27 Cesár Ramos, L ERA: 4.11	(9, 1)	1.0		5	2	0	0	1	0	0	0	0	0	0	10	10	0.00	2.000

PITCHER	IP	WLS	BF	H	R	ER	SO	BB	IBB	HBP	BLK	WP	HR	S	P	ERA	WHIP

Cleveland Indians @ Tampa Bay Rays

Tropicana Field, St. Petersburg, FL

Sun May 29 2011, 1:43 PM - 4:12 PM EDT

Att. 23,898 - Dome - 72 F

BOTTOM

livebaseballscorecards.com

Batter	1	2	3	4	5	6	7	8	9	AB	R	H	RBI	BB	SO	LOB
3 Evan Longoria, R (1, 5) OBP: 0.351, SLG: 0.430	C SI 92 B SI 93 B SI 93 X SI 91 2-1 22 CS 1B		1 SAFE B SI 91 1 SAFE B SI 89 B FF 91 C FF 93 B SI 91 4-1 22 1B 18 PB 1-2 BB		B SL 80 X SI 89 1-0 22 1B 18 G3-1 2B	B SL 84 S FF 95 F FF 96 X FF 96 1-2 ② F9		B FF 95 B SL 87 B FF 95 B FF 96 4-0 1-2 BB		3	2	2	0	2	0	0
22 Johnny Damon, L (1, 10) OBP: 0.315, SLG: 0.432 16 Justin Ruggiano, R (8, PH) (9, 10)	C FF 92 B FF 92 B SI 92 B SI 91 X FF 92 3-1 ①② P3 1-2		B SI 92 X FF 93 1-0 18 G3-1 18 PB 1-3 2-H 1B		F SI 91 F SI 90 B FF 94 X FF 93 1-2 2 BB 18 G3-1 5 1B 2-3 1B	B FF 95 B FF 94 F FF 93 X SL 84 2-1 ③ F7		B SI 95 C FF 95 B SL 87 S FF 95 F FF 96 B FF 96 X FF 94 3-2 ③ G4-3		4 1	1 0	2 0	1 0	0 0	0 0	1 2
18 Ben Zobrist, S (1, 4) OBP: 0.333, SLG: 0.479	C SI 92 B FF 94 X SI 93 1-1 ③ G6-3		B SI 91 X SI 91 1-0 ② G3-1 1-3 3-H		F SI 91 F SI 92 X SL 86 0-2 ① G3-1 1-2 3-H		C SL 84 B SI 94 X FF 94 1-1 1B			4	0	1	1	0	0	2
20 Matt Joyce, L (1, 9) OBP: 0.425, SLG: 0.623		X SI 91 0-0 ① G6-3	X SI 93 0-0 ③ G4-3		C SI 92 B SI 92 B SI 92 B SI 91 C SI 91 X SI 90 3-2 ② F9		B SI 94 B FF 94 C FF 94 S SL 85 C FF 95 2-3 ① K			4	0	0	0	0	1	3
11 Casey Kotchman, L (1, 3) OBP: 0.417, SLG: 0.479 1 Sean Rodríguez, R (5, 3) OBP: 0.333, SLG: 0.434		C FF 93 F FF 94 F FF 95 X FF 95 0-2 ② F8		X FF 92 0-0 ① 1B	B SL 81 B SI 91 F FF 92 B SI 92 B FF 93 4-1 5 1B 2 BB 5 E BB		C SL 85 F FF 96 F SL 86 B FF 96 X SL 86 1-2 ② P2			2 1	0 1	1 1	0 0	0 1	0 0	0 1
2 B.J. Upton, R (1, 8) OBP: 0.332, SLG: 0.420	B SI 94 F FF 95 F SL 85 F FF 96 F SL 87 B SI 95 B FF 88 F FF 95 B SI 94 4-2 BB			B SI 92 B SL 80 F FF 92 F SI 91 B SI 94 B FF 92 4-2 5 G3 5 S 28 HR BB	S SI 91 B SI 94 B SI 92 F SI 91 B SI 92 F SI 93 F SI 88 F FF 94 B FF 93 4-2 5 E 1-2 2-3 BB		B FF 96 B FF 96 X FF 95 2-0 ③ F8			1	1	0	0	3	0	1
5 Sam Fuld, L (1, 7) OBP: 0.276, SLG: 0.351		C FF 93 1 SAFE X FF 93 0-1 ③ P3		C FF 90 X FF 92 0-1 ② G3 1-3	F FF 92 B SI 92 X FF 94 1-1 E6 1-3 2-H 3-H 1B			C FF 94 F FF 94 X SL 87 0-2 ① G4-3		4	0	1	1	0	0	2
28 John Jaso, L (1, 2) OBP: 0.289, SLG: 0.381			F FF 92 B SI 94 B FF 92 B FF 93 X FF 90 3-1 ① F9	B FF 94 B SI 93 C FF 92 B SI 93 X FF 93 3-1 3-H HR	B SL 80 B SI 91 X FF 93 2-0 ③ G3			C SL 85 B SI 95 C SL 87 B FF 97 X FF 95 2-2 3 BB 1B		4	1	2	2	0	0	2
15 Reid Brignac, L (1, 6) OBP: 0.211, SLG: 0.183			C FF 94 X SI 94 0-1 3 BB 22 1B 1B	B SI 90 F FF 94 B FF 92 X FF 92 2-1 ③ G4-3		B FF 93 S FF 93 C SL 84 B FF 95 B FF 95 F FF 94 X FF 94 3-2 ① P6		S FF 94 B FF 95 B FF 95 S FF 93 S FF 94 2-3 ② K		4	1	1	0	0	1	1
Inning Stats	R: 0 E: 0 K: 0 S: 6 H: 1 LOB: 0 BB: 0 P: 12	R: 0 E: 0 K: 0 S: 12 H: 0 LOB: 1 BB: 1 P: 16	R: 2 E: 0 K: 0 S: 8 H: 2 LOB: 1 BB: 1 P: 17	R: 2 E: 0 K: 0 S: 9 H: 2 LOB: 0 BB: 1 P: 18	R: 3 E: 1 K: 0 S: 19 H: 3 LOB: 2 BB: 2 P: 35	R: 0 E: 0 K: 0 S: 9 H: 0 LOB: 0 BB: 0 P: 15	R: 0 E: 0 K: 1 S: 10 H: 1 LOB: 1 BB: 0 P: 16	R: 0 E: 0 K: 1 S: 13 H: 1 LOB: 2 BB: 1 P: 24		1B: 8 2B: 1 3B: 0 HR: 1 SF: 0 SAC: 0 DP: 0 HBP: 0				WP: 0 PB: 1 SB: 1 CS: 1 PA: 38		

	AB	32
	R	7
	H	10
	RBI	5
	BB	6
	SO	2
	LOB	15

PITCHER		IP	WLS	BF	H	R	ER	SO	BB	IBB	HBP	BLK	WP	HR	S	P	ERA	WHIP
63 Justin Masterson, R ERA: 3.07	(1, 1)	5.0	L	26	8	7	6	0	5	0	0	0	0	1	54	98	10.80	2.600
56 Frank Herrmann, R ERA: 8.49	(6, 1)	3.0		12	2	0	0	2	1	0	0	0	0	0	32	55	0.00	1.000

PITCHER	IP	WLS	BF	H	R	ER	SO	BB	IBB	HBP	BLK	WP	HR	S	P	ERA	WHIP

Batter	1	2	3	4	5	6	7	8	9	AB	R	H	RBI	BB	SO	LOB
23 Michael Brantley, L (1, 8) OBP: 0.348, SLG: 0.388	B FF 89 C FF 90 X FF 88 1-1 13 G5-4-3 1B		B FF 92 B SI 90 C FF 92 B FF 91 B FF 90 4-1 13 G1-4-3 BB		B FF 88 B FF 90 X FF 89 2-0 ①② G4-6-3 1-2f 2-3			B SI 90 B SI 89 B FF 90 B FF 90 4-0 17 G3 BB		2	0	1	0	2	0	2
13 Asdrúbal Cabrera, S (1, 6) OBP: 0.355, SLG: 0.524 8 Adam Everett, R (8, PH) OBP: 0.350, SLG: 0.278 (8, 6)	1 SAFE 1 SAFE 1 SAFE X SI 89 0-0 ①② G5-4-3 1-2f		C SI 90 C FF 90 X CU 77 0-2 ②③ G1-4-3 1-2f		B CH 83 T FF 90 X SI 90 1-1 ③ G6-3			B SI 90 C SI 89 S CH 83 X CH 82 1-2 ① F7		3 1	0 0	0 0	0 0	0 0	0 0	3 1
17 Shin-Soo Choo, L (1, 9) OBP: 0.333, SLG: 0.378	B FF 90 X SL 83 1-0 ③ G4-3			C FF 90 B FF 88 F FF 91 C FF 90 1-3 ① K		X FF 87 0-0 41 FC5-4 1B		X SL 84 0-0 ② G3 1-2		4	0	1	0	0	1	1
47 Shelley Duncan, R (1, 10) OBP: 0.288, SLG: 0.435		C FF 89 B FF 89 X FF 90 1-1 7 F9 20 1B 1B		B FF 90 X SL 83 1-0 HR		C SI 89 B SI 88 X SI 89 1-1 ① F9		B SI 90 F SI 90 B SI 89 F SI 89 X SI 90 2-2 ③ F7		4	1	2	1	0	0	2
20 Orlando Cabrera, R (1, 4) OBP: 0.286, SLG: 0.330		C CH 84 B SI 89 F CH 84 X FF 91 1-2 1-2 1B		C SI 91 F SI 91 B FF 90 B CU 78 X CH 83 2-2 ② L7		F FF 89 X SI 89 0-1 ② F7			C SI 89 X SI 88 0-1 ① G5-3	4	0	1	0	0	0	1
41 Carlos Santana, S (1, 2) OBP: 0.350, SLG: 0.371		B CH 83 F SI 90 C FF 90 B CU 78 X CH 84 2-2 ① F8		B SI 90 B CH 83 B FF 90 B FF 90 4-0 BB		B FF 88 F FF 86 X SL 82 1-1 ③ FC5-4 1-2f			C SI 90 B FF 88 F SI 90 B SL 86 F FF 87 B CH 83 X SI 90 3-2 26 1B 1B	3	0	1	0	1	0	3
7 Matt LaPorta, R (1, 3) OBP: 0.327, SLG: 0.453		B FF 88 F FF 90 X FF 90 1-1 ② F9 2-3		1 SAFE X FF 88 0-0 ③ P3			B FF 88 F FF 90 X FF 89 1-1 ① P2		B FF 88 X FF 88 1-0 ② P2	4	0	0	0	0	0	4
26 Austin Kearns, R (1, 7) OBP: 0.305, SLG: 0.282		C CU 75 B CH 83 S FF 88 S FF 88 1-3 ③ K			C SI 89 B FF 88 B CH 82 B FF 88 F SI 90 F SI 89 B SI 90 4-2 23 9 G4-6-3 1B BB		C SI 90 C SI 90 B FF 90 S FF 88 1-3 ② K		C SI 90 X FF 88 0-1 1-2 1B	3	0	1	0	1	2	2
9 Jack Hannahan, L (1, 5) OBP: 0.305, SLG: 0.347			B FF 90 C FF 90 B FF 89 C FF 91 X FF 89 2-2 ① F7		B FF 89 S FF 90 X FF 88 1-1 23 G4-6-3 1-2 1B		C FF 90 S SL 82 X CU 77 0-2 ③ F8		C SI 90 F FF 89 F FF 92 D SL 84 S SL 84 1-3 ③ K	4	0	1	0	0	1	2
Inning Stats	R: 0 E: 0 K: 0 S: 4 H: 1 LOB: 0 BB: 0 P: 6	R: 0 E: 0 K: 1 S: 13 H: 2 LOB: 2 BB: 0 P: 19	R: 0 E: 0 K: 0 S: 7 H: 0 LOB: 0 BB: 1 P: 13	R: 1 E: 0 K: 1 S: 8 H: 1 LOB: 1 BB: 1 P: 16	R: 0 E: 0 K: 0 S: 8 H: 1 LOB: 1 BB: 1 P: 16	R: 0 E: 0 K: 0 S: 7 H: 1 LOB: 1 BB: 0 P: 9	R: 0 E: 0 K: 1 S: 8 H: 0 LOB: 0 BB: 0 P: 10	R: 0 E: 0 K: 0 S: 7 H: 0 LOB: 1 BB: 1 P: 14	R: 0 E: 0 K: 1 S: 13 H: 2 LOB: 2 BB: 0 P: 18	1B: 7 2B: 0 3B: 0 HR: 1 SF: 0 SAC: 0 DP: 3 HBP: 0						

PITCHER	IP	WLS	BF	H	R	ER	SO	BB	IBB	HBP	BLK	WP	HR	S	P	ERA	WHIP
37 Jo-Jo Reyes, L (1, 1) ERA: 4.15	9.0	W	36	8	1	1	4	4	0	0	0	0	1	75	121	1.00	1.333

PITCHER	IP	WLS	BF	H	R	ER	SO	BB	IBB	HBP	BLK	WP	HR	S	P	ERA	WHIP

TOP

Cleveland Indians @ Toronto Blue Jays

Rogers Centre, Toronto, ON

Mon May 30 2011, 7:08 PM - 9:28 PM EDT

Att. 12,902 - Cloudy - 66 F

livebaseballscorecards.com

AB	32
R	1
H	8
RBI	1
BB	4
SO	4
LOB	21

WP: 0	PA: 36
PB: 0	
SB: 0	
CS: 0	

BOTTOM

Cleveland Indians @ Toronto Blue Jays

Rogers Centre, Toronto, ON

Mon May 30 2011, 7:08 PM - 9:28 PM EDT

Att. 12,902 - Cloudy - 66 F

livebaseballscorecards.com

Batter	1	2	3	4	5	6	7	8	9	AB	R	H	RBI	BB	SO	LOB
5 Yunel Escobar, R (1, 6) OBP: 0.368, SLG: 0.429	C SI 92 B SI 93 C SL 84 F SI 93 X SL 86 1-2 ① F8		X SI 92 0-0 16 G4-6-3 1B	B SL 85 B SI 92 S SI 92 B SI 92 F SI 92 B SI 92 4-2 16 E 19 2B BB	B FC 89 C FF 90 B FC 86 S SI 92 X FC 88 2-2 19 FC4-6 1B 1-3 2-H		B FF 84 C CH 84 X FF 84 1-1 ③ G5-3		4	1	2	1	1	0	1
16 Corey Patterson, L (1, 7) OBP: 0.325, SLG: 0.467	F SI 94 F CH 87 X SI 94 0-2 ② L4		B SI 92 F CH 85 X CH 85 1-1 ① G4-6-3 ② 1-2f	X CH 86 0-0 E4 19 2B 1-2 2-H 3-H	C SI 91 X FC 88 0-1 ② SF7 3-H			C FF 89 B SL 85 X FF 84 1-1 ① G1-3		4	1	0	2	0	0	2
19 José Bautista, R (1, 9) OBP: 0.502, SLG: 0.791 18 Mike McCoy, R (8, PH) OBP: 0.260, SLG: 0.298 (9, 9)	B SI 94 C SI 94 B SI 93 X SI 92 2-1 1B		B FF 92 B SI 93 B SI 92 C SI 91 B CH 86 4-1 20 FC6-4 BB	C SI 91 D CH 86 D SI 92 C SI 92 D SI 92 F SI 93 X SI 92 3-2 20 G5-3 9 2B 2B 1-H 2-H	S FC 88 X FC 88 0-1 ③ FC4-6 1-2f			B FF 89 S CH 82 B CH 81 X FF 88 2-1 ② F9		3 1	1 0	2 0	2 0	1 0	0 0	1 0
20 Juan Rivera, R (1, 3) OBP: 0.318, SLG: 0.362	B SL 85 F SI 92 F SL 84 S SI 94 1-3 ③ K		C SI 92 B SL 84 T SI 91 B SI 92 X SI 92 2-2 ③ FC6-4 1-2f	X SI 92 0-0 ② G5-3 2-3		B FF 92 S FC 88 X SI 91 1-1 ① L7		F FF 85 B CH 83 B SL 82 X FF 88 2-1 ③ F8		5	0	0	0	0	1	3
9 J.P. Arencibia, R (1, 2) OBP: 0.321, SLG: 0.503		C SI 92 F SI 93 F SL 85 S SI 94 0-3 ① K	X SI 91 0-0 46 1B 2 HBP 11 2B 1B X SL 87 0-0 3-H 2B			F FC 88 B CU 78 F CU 78 X FC 87 1-2 ② F9				4	1	2	1	0	1	0
2 Aaron Hill, R (1, 4) OBP: 0.278, SLG: 0.329		B SI 93 B SL 85 S SI 93 X SI 93 2-1 ② G5-3	C SI 84 S SI 91 S SI 90 S SI 90 C SI 90 4-2 46 1B 11 2B HBP 1-2 B SI 93 C SL 87 S SI 92 X SI 93 1-2 ③ G5-3			F FC 88 S CU 78 B CU 80 F FC 88 X CU 78 1-2 ③ G5-3				3	1	0	0	0	0	1
46 Eric Thames, L (1, 10) OBP: 0.342, SLG: 0.324		X CH 87 0-0 ③ G3		B CH 84 B SI 91 X SI 92 2-0 11 2B 16 E 1B 1-2 2-3	C FC 87 X CH 79 0-1 11 1B 5 1B 1B		X SL 84 0-0 ① G4-3			4	2	2	0	0	0	0
11 Rajai Davis, R (1, 8) OBP: 0.315, SLG: 0.369			X SI 92 0-0 28 HR 2B	X SI 91 0-0 16 E 2B 1-3 2-H 3-H	C FC 88 X FC 88 0-1 5 1B 16 SF7 1B 1-2		B FF 88 B CH 84 X FF 87 2-0 ② P3			4	3	3	2	0	0	0
28 Jayson Nix, R (1, 5) OBP: 0.294, SLG: 0.373			B SI 92 B SI 91 F SI 92 F SI 92 F SL 85 X SL 85 2-2 2-H HR	C SI 92 S SI 92 D SI 93 S SI 92 1-3 ① K	C FC 89 X FC 88 0-1 ① P3		B SL 84 X FF 88 1-0 2B			4	1	2	2	0	1	4
Inning Stats	R: 0 E: 0 K: 1 S: 12 H: 1 LOB: 1 BB: 0 P: 16	R: 0 E: 0 K: 1 S: 7 H: 0 LOB: 0 BB: 0 P: 9	R: 2 E: 0 K: 0 S: 12 H: 3 LOB: 1 BB: 1 P: 21	R: 7 E: 1 K: 1 S: 20 H: 5 LOB: 1 BB: 1 P: 35	R: 2 E: 0 K: 0 S: 13 H: 3 LOB: 1 BB: 0 P: 15	R: 0 E: 0 K: 0 S: 9 H: 0 LOB: 0 BB: 0 P: 12	R: 0 E: 0 K: 0 S: 5 H: 1 LOB: 1 BB: 0 P: 9	R: 0 E: 0 K: 0 S: 6 H: 0 LOB: 0 BB: 0 P: 11		1B: 7 2B: 5 3B: 0 HR: 1 SF: 1 SAC: 0 DP: 1 HBP: 1						

	AB	36
	R	11
	H	13
	RBI	10
	BB	2
	SO	3
	LOB	12

WP: 0 PA: 40
PB: 0
SB: 0
CS: 0

PITCHER		IP	WLS	BF	H	R	ER	SO	BB	IBB	HBP	BLK	WP	HR	S	P	ERA	WHIP
55 Roberto Hernandez, R ERA: 5.31	(1, 1)	4.0	L	24	9	9	7	3	2	0	1	0	0	1	51	81	15.75	2.750
37 Chad Durbin, R ERA: 5.24	(5, 1)	2.0		9	3	2	2	0	0	0	0	0	0	0	22	27	9.00	1.500
53 Rafael Perez, L ERA: 0.92	(7, 1)	2.0		7	1	0	0	0	0	0	0	0	0	0	11	20	0.00	0.500

PITCHER	IP	WLS	BF	H	R	ER	SO	BB	IBB	HBP	BLK	WP	HR	S	P	ERA	WHIP

Cleveland Indians @ Toronto Blue Jays

Rogers Centre, Toronto, ON

Tue May 31 2011, 7:10 PM - 10:11 PM EDT

Att. 14,556 - Clear - 73 F

TOP

livebaseballscorecards.com

Batter	1	2	3	4	5	6	7	8	9	AB	R	H	RBI	BB	SO	LOB
23 Michael Brantley, L (1, 10) OBP: 0.354, SLG: 0.410	C FF 92 F SI 93 X SL 89 0-2 2B		B SI 91 B SI 93 X FF 92 2-0 13 1B 3B	1 SAFE C FF 94 C FF 93 1 SAFE B FF 94 D FF 95 S SL 89 2-3 ③ K 1-2		C SI 92 B SI 92 B SI 91 X SI 92 2-1 ① G3 2-3		C FF 93 B FF 94 B FF 94 F FF 95 X FS 86 2-2 1B	5	1	3	0	0	1	2
13 Asdrúbal Cabrera, S (1, 6) OBP: 0.352, SLG: 0.516	S SI 95 B FF 93 F FF 93 F SI 96 B SI 95 S SI 95 2-3 ① K		D FF 94 S KC 82 S FF 95 X KC 84 1-2 28 WP 17 1B 41 SF8 3-H 1B		C FF 91 B FF 91 C KC 81 B SL 88 F FF 93 F SL 86 X FF 94 2-2 ① P4	T SI 93 B SL 82 F FF 94 F SL 81 X SI 93 1-2 ② G6-3		C FF 95 F FF 95 F FF 95 C FF 96 0-3 ① K	5	1	1	1	0	2	3
17 Shin-Soo Choo, L (1, 9) OBP: 0.330, SLG: 0.373	C FF 93 B FF 95 S SI 94 F SI 96 T SL 89 1-2 ② K		B FF 93 1 SAFE X FF 93 1-0 41 SF8 28 WP 1-2 1B		X FF 92 0-0 ② F7	F SI 93 C SI 92 S SL 81 0-3 ③ K		S FF 95 1 SAFE X FF 94 0-1 ② F7	5	0	1	0	0	2	3
28 Travis Buck, L (1, 7) OBP: 0.296, SLG: 0.418	B FF 94 X FF 94 1-0 ③ L6		F SL 87 C FF 94 B FF 94 F FF 92 B SL 88 T FF 93 2-2 ① K 1-2 2-3		B SI 93 B FS 87 B FF 93 B SI 92 4-0 41 2B BB		X SI 92 0-0 ① G6-3		P PO 90 X FF 94 1-0 ③ P4	4	1	0	0	1	1	4
41 Carlos Santana, S (1, 2) OBP: 0.358, SLG: 0.395		C FF 92 X SI 90 0-1 24 2B 2B	B SI 93 S SL 88 X SL 86 1-1 ② SF8 2-3 3-H		B SL 87 F FF 92 1 SAFE C SL 87 X SI 93 1-2 24 2B 1-H 2B		B FF 93 X SI 94 1-1 24 G4-6-3 1B			3	2	3	2	0	0	0
24 Grady Sizemore, L (1, 8) OBP: 0.300, SLG: 0.574		B FF 92 S FF 94 X KC 81 1-1 2-H 2B	B FF 93 C FF 93 B SI 92 S FF 94 S SL 88 2-3 ③ K		B SI 94 B FF 93 X FF 94 2-0 20 1B 3-H 2B		B SL 81 C SI 93 X SI 91 1-1 ②③ G4-6-3 1-2f			4	1	2	2	0	1	2
20 Orlando Cabrera, R (1, 4) OBP: 0.286, SLG: 0.328		F FF 93 S SL 85 F FF 93 S SL 88 0-3 ① K		X FF 92 0-0 ① F9	X SL 86 0-0 2-H 1B			B FC 91 B FF 91 C FC 91 C FC 90 B FC 92 F FF 89 X FC 90 3-2 ① F8	4	0	1	1	0	1	1
7 Matt LaPorta, R (1, 3) OBP: 0.320, SLG: 0.441		F SL 86 S SL 87 D SL 88 S FF 93 1-3 ② K		F SI 92 B SI 90 B SL 87 S SL 86 F FF 95 B FF 94 S SL 88 3-3 ② K	X FF 93 0-0 ③ P5			F FC 92 C SL 81 B SL 81 B FF 94 B FF 91 X FF 90 3-2 ② F7	4	0	0	0	0	2	2
9 Jack Hannahan, L (1, 5) OBP: 0.310, SLG: 0.353		C SI 92 S FF 94 C FF 94 0-3 ③ K		B FF 94 B FF 93 F SI 93 S SI 93 B SL 88 B FF 95 4-2 23 S BB	C SI 92 X SI 92 0-1 23 G3 2B			C FF 92 F FF 92 C CU 79 0-3 ③ K	3	0	1	0	1	2	1

	AB	37
	R	6
	H	12
	RBI	6
	BB	2
	SO	12
	LOB	18

Inning Stats	1	2	3	4	5	6	7	8	9
	R: 0 E: 0 K: 2 S: 12	R: 1 E: 0 K: 3 S: 14	R: 2 E: 0 K: 2 S: 14	R: 0 E: 0 K: 2 S: 10	R: 3 E: 0 K: 0 S: 12	R: 0 E: 0 K: 1 S: 11	R: 0 E: 0 K: 0 S: 5	R: 0 E: 0 K: 1 S: 10	R: 0 E: 0 K: 1 S: 11
	H: 1 LOB: 1 BB: 0 P: 16	H: 2 LOB: 1 BB: 0 P: 16	H: 3 LOB: 1 BB: 0 P: 23	H: 0 LOB: 1 BB: 1 P: 19	H: 3 LOB: 1 BB: 1 P: 21	H: 1 LOB: 1 BB: 0 P: 14	H: 1 LOB: 0 BB: 0 P: 7	H: 0 LOB: 0 BB: 0 P: 16	H: 1 LOB: 1 BB: 0 P: 13

1B: 5	SF: 1	WP: 1	PA: 40
2B: 6	SAC: 0	PB: 0	
3B: 1	DP: 1	SB: 1	
HR: 0	HBP: 0	CS: 0	

PITCHER	IP	WLS	BF	H	R	ER	SO	BB	IBB	HBP	BLK	WP	HR	S	P	ERA	WHIP
23 Brandon Morrow, R (1, 1) ERA: 5.11	5.0	L	26	9	6	6	9	2	0	0	0	1	0	62	95	10.80	2.200
47 Luis Perez, L (6, 1) ERA: 3.38	2.0		7	2	0	0	1	0	0	0	0	0	0	16	21	0.00	1.000
29 Octavio Dotel, R (8, 1) ERA: 5.02	1.0		3	0	0	0	1	0	0	0	0	0	0	10	16	0.00	0.000
50 Frank Francisco, R (9, 1) ERA: 6.14	1.0		4	1	0	0	1	0	0	0	0	0	0	11	13	0.00	1.000

PITCHER	IP	WLS	BF	H	R	ER	SO	BB	IBB	HBP	BLK	WP	HR	S	P	ERA	WHIP

BOTTOM

Cleveland Indians @ Toronto Blue Jays

Rogers Centre, Toronto, ON

Tue May 31 2011, 7:10 PM - 10:11 PM EDT

Att. 14,556 - Clear - 73 F

livebaseballscorecards.com

Batter	1	2	3	4	5	6	7	8	9	AB	R	H	RBI	BB	SO	LOB
5 Yunel Escobar, R (1, 6) OBP: 0.382, SLG: 0.450	B SI 89 B FF 88 B SI 91 C SI 90 B FF 88 4-1 19 1B BB		F SI 90 B CH 80 B SL 83 X FF 90 2-1 19 FC5-4 1B		B SL 83 C SI 92 B SI 90 S CH 80 B CH 79 B FF 88 4-2 16 1B BB		B SI 89 C SI 92 B CH 80 B SI 90 B SI 91 4-1 16 FC4-6 BB		B FF 92 C FF 92 B FF 92 X FF 92 2-1 HR	2	1	2	1	3	0	0
16 Corey Patterson, L (1, 7) OBP: 0.323, SLG: 0.462 10 Edwin Encarnación, R (9, PH) OBP: 0.270, SLG: 0.349	C SI 88 B SI 90 S CH 78 B SL 84 1 SAFE X FF 88 2-2 ① P5		C CH 80 S CH 80 T SI 91 0-2 ② K		X SL 82 0-0 1-2 1B		F CH 78 B FF 90 B SI 87 F CH 79 F SL 83 F FF 89 X CH 80 2-2 ② FC4-6 19 WP 19 E 1-2f		C FF 92 B CH 84 X FF 92 1-1 ② F8	4 1	1 0	1 0	0 0	0 0	1 0	3 0
19 José Bautista, R (1, 9) OBP: 0.505, SLG: 0.786	F SI 89 F SL 85 B SI 91 X FF 91 1-2 20 G5-4-3 1-2 1B		B SI 91 D CH 79 B FF 90 X SI 88 3-0 ③ FC5-4 1-2f		F SI 91 S SL 85 F SL 87 S CH 80 0-3 ② K		C SI 90 F SL 81 B SI 92 X FF 94 1-2 E4 20 1B 1-H 1B		B FF 94 C FF 95 C SL 82 B FF 94 F SL 82 X FF 95 2-2 20 FC5-4 1B	5	1	3	0	0	1	3
20 Juan Rivera, R (1, 3) OBP: 0.315, SLG: 0.357	C SL 84 B FF 88 X SL 85 1-1 ②③ G5-4-3 1-2f			B FF 87 F FF 89 B CH 79 B SI 90 F FF 89 X FF 90 3-2 ① P3	C SL 85 F SI 90 D CH 81 B SI 90 F CH 81 X SI 91 2-2 ③ G3		X FF 93 0-0 2-H 1B		F FF 94 F SL 84 X FF 94 0-2 ③ FC5-4 1-2f	5	0	1	1	0	0	5
9 J.P. Arencibia, R (1, 2) OBP: 0.319, SLG: 0.497		B FF 88 X FF 88 1-0 ① F7		B SI 92 S FF 88 X SL 84 1-1 46 G3 2 1B 1B		X FF 87 0-0 ① G6-3	C FF 91 B SL 82 S SL 81 B SI 91 C SI 91 2-3 ③ K			4	0	1	0	0	1	1
2 Aaron Hill, R (1, 4) OBP: 0.283, SLG: 0.333		C SI 92 X SL 85 0-1 ② G5-3		X SI 90 0-0 46 G3 1-2 1B		C SI 91 X SL 85 0-1 46 FC3-6 1B		C FF 92 B FF 93 F FF 94 B FF 93 S FF 93 2-3 ① K		4	0	2	0	0	1	0
46 Eric Thames, L (1, 10) OBP: 0.333, SLG: 0.297		B CH 79 H SI 90 2-0 HBP		B CH 79 X CH 79 1-0 ② G3 1-2 2-3		B SI 88 B SI 89 C CH 80 X CH 79 2-1 ② FC3-6 1-2f		B SI 94 F SI 94 B SI 93 F FF 93 B FF 93 S FF 92 3-3 ② K		3	0	0	0	0	1	3
11 Rajai Davis, R (1, 8) OBP: 0.307, SLG: 0.359		B SI 90 B SI 90 X SI 87 2-0 ③ F8		X FF 89 0-0 ③ G6-3		C SI 91 X SL 85 0-1 ③ F8		S FF 92 B FF 93 B FF 93 F FF 92 S FF 93 2-3 ③ K		4	0	0	0	0	1	4
28 Jayson Nix, R (1, 5) OBP: 0.281, SLG: 0.354			C SI 91 B FF 89 B SL 82 S FF 89 B SI 91 X SI 93 3-2 ① L5		C SI 87 S SL 83 C CH 80 0-3 ① K		C FF 88 X SI 88 0-1 ① P3		B FF 91 B FF 91 C FF 91 F FF 92 C FF 93 2-3 ① K	4	0	0	0	0	2	0
Inning Stats	R: 0 E: 0 K: 0 S: 9 H: 1 LOB: 1 BB: 1 P: 17	R: 0 E: 0 K: 0 S: 4 H: 0 LOB: 1 BB: 0 P: 9	R: 0 E: 0 K: 1 S: 9 H: 1 LOB: 1 BB: 0 P: 17	R: 0 E: 0 K: 0 S: 8 H: 2 LOB: 2 BB: 0 P: 13	R: 0 E: 0 K: 2 S: 14 H: 1 LOB: 2 BB: 1 P: 20	R: 0 E: 0 K: 0 S: 7 H: 1 LOB: 1 BB: 0 P: 9	R: 2 E: 1 K: 1 S: 15 H: 2 LOB: 1 BB: 1 P: 24	R: 0 E: 0 K: 3 S: 9 H: 0 LOB: 0 BB: 0 P: 16	R: 1 E: 0 K: 1 S: 14 H: 2 LOB: 1 BB: 0 P: 21	1B: 9 2B: 0 3B: 0 HR: 1	SF: 0 SAC: 0 DP: 1 HBP: 1		WP: 1 PB: 0 SB: 0 CS: 0	PA: 40			

	AB	36
	R	3
	H	10
	RBI	2
	BB	3
	SO	8
	LOB	19

PITCHER		IP	WLS	BF	H	R	ER	SO	BB	IBB	HBP	BLK	WP	HR	S	P	ERA	WHIP
51 Mitch Talbot, R ERA: 4.5	(1, 1)	6.2	W	29	6	1	1	3	3	0	1	0	0	0	59	99	1.35	1.350
38 Joe Smith, R ERA: 1.84	(7, 1)	0.1		3	2	1	0	1	0	0	0	0	1	0	7	10	0.00	6.000
52 Vinnie Pestano, R ERA: 1.35	(8, 1)	1.0		3	0	0	0	3	0	0	0	0	0	0	9	16	0.00	0.000
49 Tony Sipp, L ERA: 1.54	(9, 1)	0.2		3	1	1	1	1	0	0	0	0	0	1	7	12	13.50	1.500
54 Chris Perez, R ERA: 2.61	(9, 1)	0.1		2	1	0	0	0	0	0	0	0	0	0	7	9	0.00	3.000

PITCHER	IP	WLS	BF	H	R	ER	SO	BB	IBB	HBP	BLK	WP	HR	S	P	ERA	WHIP

Batter	1	2	3	4	5	6	7	8	9	AB	R	H	RBI	BB	SO	LOB
23 Michael Brantley, L (1, 8) OBP: 0.353, SLG: 0.412	C FF 93 B SI 92 B CH 86 B FF 94 C FF 94 X SI 93 / 3-2 13 2B 2B	C SI 84 C SI 85 F SL 77 B CH 83 B CH 84 X SI 85 / 2-2 ① G4-3	X CH 82 / 0-0 13 2B 1-3 1B	C SI 92 B SI 91 B SL 83 X SI 92 / 2-1 ③ G3-1		B FF 93 B FC 91 F FF 92 F FC 90 F CU 78 X CU 77 / 2-2 ② FC3-6 13 2B 1-2f 3-H		B FF 89 D CH 85 C FF 89 B FF 88 X FC 88 / 3-1 ③ F8		6	2	2	1	0	0	2
13 Asdrúbal Cabrera, S (1, 6) OBP: 0.360, SLG: 0.534	B FF 93 X SI 92 / 1-0 41 BB 24 2B 2B 2-H	C CH 81 S CH 81 C SI 87 / 0-3 ② K	B SI 85 X CH 81 / 1-0 17 E 2B 1-H 3-H		X SI 90 / 0-0 17 FC3-6 1B	X FC 91 / 0-0 1-3 2B			C FF 93 B FF 93 B FF 94 X FF 93 / 2-1 ① F8	6	2	4	3	0	1	0
17 Shin-Soo Choo, L (1, 9) OBP: 0.326, SLG: 0.367	C FC 90 B FF 89 F SI 92 B CU 78 B SI 92 S FC 90 / 3-3 ① K	B CH 81 B CH 84 X CH 82 / 2-0 ③ G1-3	B FF 92 C FF 92 X CH 86 / 1-1 E8 28 E 2-H		B SI 91 S SI 91 F SI 92 X SL 85 / 1-2 ① FC3-6 41 WP 1-2f	C SI 92 B FC 90 X FF 92 / 1-1 ③ G4-3			B FF 94 X FF 94 / 1-0 28 1B 1B	6	1	1	0	0	1	4
28 Travis Buck, L (1, 7) OBP: 0.325, SLG: 0.431	B FC 88 B CH 85 B SI 91 C FF 92 B FC 88 / 4-1 41 BB 24 2B BB	X CH 84 / 1-0 24 F8 41 BB 7 HR 1B / 3-2 E6 24 1B 3-H			C SL 83 B SI 92 C SL 84 F SL 84 F SI 93 C SL 85 / 1-3 ② K		S CH 83 S CH 84 F FF 90 X CH 84 / 0-2 41 G3-6-1 1B		X FF 93 / 0-0 1-3 1B	5	2	3	0	1	1	1
41 Carlos Santana, S (1, 2) OBP: 0.362, SLG: 0.388	S SI 92 D CH 85 B SI 92 D SI 92 S FF 92 B SI 93 / 4-2 24 2B 1-2 2-3 BB	B CH 82 1 SAFE 1 SI 84 B SI 86 C SI 84 B CH 84 / 4-1 7 HR 1-2 BB / 3-2 ② F8			B SI 91 F SI 92 B CH 85 B SI 92 B SI 91 / 4-1 1-2 BB		B SL 85 B FF 89 X FF 89 / 2-0 ① ② G3-6-1 1-2f		S FS 86 C CU 77 X FF 94 / 0-2 ② F8	3	2	0	0	3	0	4
24 Grady Sizemore, L (1, 10) OBP: 0.305, SLG: 0.576 6 Lou Marson, R (9, PH) OBP: 0.259, SLG: 0.306 (9, 10)	F FC 91 B FF 91 X CH 86 / 1-1 2B 1-H 2-H 3-H	B SI 85 X SI 86 / 1-0 ① F8 2-3 / 2-2 1-2 1B			X SI 92 / 0-0 ③ G6-3		B FF 89 F SL 86 F FF 90 S CU 73 / 1-3 ③ K		C FF 95 F CU 78 B FF 94 X CU 78 / 1-2 ③ L5	5 1	0 0	2 0	3 0	0 0	1 0	4 2
7 Matt LaPorta, R (1, 3) OBP: 0.328, SLG: 0.465	D SI 94 B FC 90 D SI 92 C FF 93 X FF 91 / 3-1 ② G5-3	B SI 86 B SI 85 S SI 87 F CH 82 F SL 78 F SL 77 X CH 83 / 2-2 1-H 3-H HR / 2-3 ③ K				X FF 92 / 0-0 8 1B 23 FC3-6 1B		B FC 89 F FF 89 X SL 84 / 1-1 1B		5	2	3	3	0	1	3
9 Jack Hannahan, L (1, 5) OBP: 0.313, SLG: 0.357	C FF 92 B FF 92 B FF 91 B FF 92 B SI 93 / 4-1 BB	X SI 86 / 0-0 8 1B 2B	C SI 90 B SI 90 S SL 82 S SL 83 / 1-3 ① K			C FC 91 F CU 78 S CU 77 / 0-3 ① K		X FF 89 / 0-0 ① F8		4	1	1	0	1	2	2
8 Adam Everett, R (1, 4) OBP: 0.356, SLG: 0.293	C CH 81 C SL 78 X SL 77 / 0-2 ③ P4		B SI 87 X SI 86 / 1-0 23 1B 13 2B 2-H 1B	B SI 90 F SI 90 X SI 91 / 1-1 ② G4-3		B FC 90 F FF 92 X FC 91 / 1-1 23 FC3-6 1-3 1B		B FF 89 C SL 84 S SL 84 F FF 89 F CU 73 F SL 85 B FF 88 X SL 84 / 2-2 ② P3		5	1	2	1	0	0	3
Inning Stats	R: 4 E: 0 K: 1 S: 18 / H: 3 LOB: 2 BB: 3 P: 41	R: 0 E: 0 K: 1 S: 8 / H: 0 LOB: 0 BB: 0 P: 12	R: 8 E: 2 K: 1 S: 31 / H: 7 LOB: 2 BB: 1 P: 52	R: 0 E: 0 K: 1 S: 7 / H: 0 LOB: 0 BB: 0 P: 11	R: 0 E: 0 K: 1 S: 11 / H: 1 LOB: 2 BB: 1 P: 17	R: 1 E: 0 K: 1 S: 13 / H: 3 LOB: 2 BB: 0 P: 17	R: 0 E: 0 K: 1 S: 8 / H: 1 LOB: 0 BB: 0 P: 11	R: 0 E: 0 K: 0 S: 11 / H: 1 LOB: 1 BB: 0 P: 17	R: 0 E: 0 K: 0 S: 10 / H: 2 LOB: 2 BB: 0 P: 14	1B: 11 2B: 6 3B: 0 HR: 1 / SF: 0 SAC: 0 DP: 1 HBP: 0						

TOP

Cleveland Indians @ Toronto Blue Jays

Rogers Centre, Toronto, ON

Wed Jun 01 2011, 7:09 PM - 10:20 PM EDT

Att. 15,397 - Partly Cloudy - 77 F

livebaseballscorecards.com

AB	46
R	13
H	18
RBI	11
BB	5
SO	7
LOB	25

WP: 1 PB: 0 SB: 0 CS: 0 PA: 51

PITCHER		IP	WLS	BF	H	R	ER	SO	BB	IBB	HBP	BLK	WP	HR	S	P	ERA	WHIP
4 Kyle Drabek, R (1, 1) ERA: 4.69		0.2	L	8	3	4	4	1	3	0	0	0	0	0	15	38	54.00	9.000
57 Shawn Camp, R (1, 1) ERA: 4.23		1.2		12	6	7	6	1	1	0	0	0	0	1	25	39	32.40	4.200
54 Jason Frasor, R (3, 1) ERA: 1.59		0.2		5	1	1	0	1	0	0	0	0	0	0	17	28	0.00	1.500
34 Marc Rzepczynski, L (4, 1) ERA: 2.52		2.0		8	1	0	0	2	1	0	0	0	1	0	18	28	0.00	1.000
44 Casey Janssen, R (6, 1) ERA: 1.93		1.0		6	3	1	1	1	0	0	0	0	0	0	13	17	9.00	3.000

PITCHER		IP	WLS	BF	H	R	ER	SO	BB	IBB	HBP	BLK	WP	HR	S	P	ERA	WHIP
60 Jon Rauch, R (7, 1) ERA: 3.57		2.0		7	2	0	0	1	0	0	0	0	0	0	19	28	0.00	1.000
50 Frank Francisco, R (9, 1) ERA: 5.74		1.0		5	2	0	0	0	0	0	0	0	0	0	10	14	0.00	2.000

BOTTOM

Cleveland Indians @ Toronto Blue Jays

Rogers Centre, Toronto, ON

Wed Jun 01 2011, 7:09 PM - 10:20 PM EDT

Att. 15,397 - Partly Cloudy - 77 F

livebaseballscorecards.com

Batter	1	2	3	4	5	6	7	8	9	AB	R	H	RBI	BB	SO	LOB
5 Yunel Escobar, R (1, 6) OBP: 0.377, SLG: 0.443	C CH 84 B FC 82 B SI 86 B FF 87 F CH 86 X FF 87 3-2 F8 ①		B FF 87 C FF 86 C FC 82 X FF 87 1-2 F8 ②		C SI 87 B FC 82 B FC 81 X FF 87 2-1 G1-3 ②		X SI 89 0-0 16 E 16 WP 19 G5-4-3 1B		B FF 89 C FF 87 B CH 82 B FF 86 B FF 87 4-1 19 WP 16 E 19 1B BB	3	0	0	0	0	0	1
18 Mike McCoy, R (6, 6) OBP: 0.288, SLG: 0.313										1	2	1	0	1	0	0
16 Corey Patterson, L (1, 7) OBP: 0.320, SLG: 0.455	C SI 86 C CH 81 X SI 87 0-2 P5 ②		C FF 87 B CH 81 S FC 82 B FF 88 F SI 85 S CU 73 2-3 K2-3 ③		C SI 85 B CH 79 X FC 82 1-1 3-H 1B		B FF 88 F FC 87 S FC 87 B CU 78 X FC 87 2-2 E4 19 G5-4-3 1-3		C FF 87 D FF 85 X FF 88 1-1 FC1 19 WP 19 1B 1-2	5	1	1	1	0	1	2
19 José Bautista, R (1, 9) OBP: 0.502, SLG: 0.773	B SI 89 C FC 84 B CU 74 B FC 85 B FC 84 4-1 BB			C FF 87 B FC 81 S FC 81 S CU 76 1-3 K ①	C CH 82 D CU 73 X FC 82 1-1 L8 ③		X FC 88 0-0 G5-4-3 ① ② 1-2f 3-H		B FF 85 X SL 85 1-0 9 FC5-4 1-H 2-H 1B	4	0	1	2	1	1	2
20 Juan Rivera, R (1, 3) OBP: 0.308, SLG: 0.348	B SI 87 S FC 80 F FF 87 X CU 74 1-2 F7 ③			B FF 87 X FF 86 1-0 F8 ②		C CH 84 F FC 82 B FF 87 B CU 75 S FC 82 2-3 K ①	S FC 87 B CU 79 C SI 91 X FC 88 1-2 G4-3 ③		B FF 91 F FF 91 C SL 79 S FF 92 1-3 K ①	5	0	0	0	0	2	2
9 J.P. Arencibia, R (1, 2) OBP: 0.316, SLG: 0.487		C CH 81 C SI 87 S CU 73 0-3 K ①		X FF 87 0-0 P3 ③		C FC 83 X FF 86 0-1 10 1B 11 HR 1B		X SI 93 0-0 F9 ①	F FF 91 X SI 92 0-1 FC5-4 10 BB 1-2f ②	5	1	1	0	0	1	1
2 Aaron Hill, R (1, 4) OBP: 0.280, SLG: 0.329 10 Edwin Encarnación, R (6, 5) OBP: 0.284, SLG: 0.354		B FF 88 S FC 80 F FF 88 S CU 75 1-3 K ②			C CH 84 X CU 79 0-1 G6-3 ①	S CH 86 B SI 87 B FC 82 F FC 83 X CU 74 2-2 11 HR 1-2 1B		B SI 94 B SI 93 B SI 94 B FF 91 4-0 46 1B BB	B FF 92 B FF 92 B FF 91 C FF 91 B FF 91 4-1 1-2 BB	2	0	0	0	0	1	0
										1	1	1	0	2	0	0
46 Eric Thames, L (1, 10) OBP: 0.362, SLG: 0.381	B SI 86 B CH 81 C FF 88 C FF 87 B CH 82 X FF 87 3-2 1B				X SI 85 0-0 11 3B 3B	B CH 81 C FF 87 F FC 82 S CU 73 1-3 K ②		B SI 93 S SI 93 F SL 84 B SI 94 B FF 94 X SI 92 3-2 1-2 1B	F FF 92 C SL 80 F FF 93 B SL 80 F FF 92 S SL 81 1-3 K ③	5	1	3	0	0	2	4
11 Rajai Davis, R (1, 8) OBP: 0.312, SLG: 0.396	1 SAFE C CH 85 F FC 81 F FF 89 X CU 74 0-2 F7 ③				B FC 81 C FC 80 X FC 82 1-1 28 3B 3-H 3B	X FC 83 0-0 1-H 2-H HR		F SL 83 B SI 94 S FF 94 T SI 96 1-2 K ②		4	2	2	4	0	1	3
28 Jayson Nix, R (1, 5) OBP: 0.280, SLG: 0.373 (6, 4)			C FF 84 F SI 86 B FC 81 S FF 88 1-3 K ①		B SI 87 B FC 81 X FF 85 2-0 16 1B 3-H 3B	X FF 87 0-0 F7 ③		C SI 95 B SL 87 X SI 95 1-1 F9 ③		4	1	1	1	0	1	2
Inning Stats	R: 0 E: 0 K: 0 S: 10 H: 0 LOB: 1 BB: 1 P: 18	R: 0 E: 0 K: 2 S: 13 H: 1 LOB: 1 BB: 0 P: 17	R: 0 E: 0 K: 2 S: 10 H: 0 LOB: 0 BB: 0 P: 14	R: 0 E: 0 K: 1 S: 5 H: 0 LOB: 0 BB: 0 P: 7	R: 3 E: 0 K: 0 S: 12 H: 4 LOB: 1 BB: 0 P: 19	R: 3 E: 0 K: 2 S: 13 H: 3 LOB: 0 BB: 0 P: 18	R: 1 E: 1 K: 0 S: 8 H: 1 LOB: 0 BB: 0 P: 11	R: 0 E: 0 K: 1 S: 9 H: 1 LOB: 2 BB: 1 P: 18	R: 2 E: 1 K: 2 S: 15 H: 1 LOB: 2 BB: 2 P: 27	1B: 7 2B: 0 3B: 3 HR: 1 SF: 0 SAC: 0 DP: 1 HBP: 0						

	AB	39
	R	9
	H	11
	RBI	8
	BB	4
	SO	10
	LOB	17

PITCHER		IP	WLS	BF	H	R	ER	SO	BB	IBB	HBP	BLK	WP	HR	S	P	ERA	WHIP
43 Josh Tomlin, R ERA: 3.27	(1, 1)	6.0	W	27	8	6	6	7	1	0	0	0	0	1	63	93	9.00	1.500
37 Chad Durbin, R ERA: 5.01	(7, 1)	1.0		4	1	1	0	0	0	0	0	0	1	0	8	11	0.00	1.000
56 Frank Herrmann, R ERA: 7.82	(8, 1)	1.0		5	1	0	0	1	1	0	0	0	0	0	9	18	0.00	2.000
53 Rafael Perez, L ERA: 1.37	(9, 1)	0.0		3	1	2	1	0	1	0	0	0	1	0	4	10	∞	∞
52 Vinnie Pestano, R ERA: 1.29	(9, 1)	1.0		4	0	0	0	2	1	0	0	0	0	0	11	17	0.00	1.000

PITCHER	IP	WLS	BF	H	R	ER	SO	BB	IBB	HBP	BLK	WP	HR	S	P	ERA	WHIP

WP: 2 PA: 43
PB: 0
SB: 0
CS: 0

Texas Rangers @ Cleveland Indians

Progressive Field, Cleveland, OH

Thu Jun 02 2011, 7:08 PM - 10:25 PM EDT

Att. 15,336 - Clear - 60 F

TOP

Batter	1	2	3	4	5	6	7	8	9	AB	R	H	RBI	BB	SO	LOB
5 Ian Kinsler, R (1, 4) OBP: 0.351, SLG: 0.413	G5-3		B1-3		BB	P6			FC5-4	4	1	0	0	1	0	3
1 Elvis Andrus, R (1, 6) OBP: 0.307, SLG: 0.335	G6-3		L3		1B		G1-3		FC5-4	5	1	1	1	0	0	3
32 Josh Hamilton, L (1, 7) OBP: 0.337, SLG: 0.440	F7			G4-3	1B		F7		E1	5	0	1	1	0	0	0
10 Michael Young, R (1, 10) OBP: 0.376, SLG: 0.486		G4-3		G4-3	F9		FC6-4		1B	5	0	2	0	0	0	2
29 Adrian Beltré, R (1, 5) OBP: 0.297, SLG: 0.457		G1-3		G5-3		G6-3	FC6-4		F8	5	0	0	0	0	0	3
17 Nelson Cruz, R (1, 9) OBP: 0.305, SLG: 0.490		G1-3			2B	2B		P2		4	2	2	0	0	0	0
18 Mitch Moreland, L (1, 3) OBP: 0.384, SLG: 0.515			BB		G3	1B		1B		3	1	2	0	1	0	1
8 Yorvit Torrealba, R (1, 2) OBP: 0.237, SLG: 0.319			L9		G4-3	SF9		G5-4-3		3	0	0	2	0	0	2
9 Endy Chavez, L (1, 8) OBP: 0.455, SLG: 0.683					1B	3B			1B	4	2	4	1	0	0	0
Inning Stats	R: 0 E: 0 K: 0 S: 4 H: 0 LOB: 0 BB: 0 P: 6	R: 0 E: 0 K: 0 S: 7 H: 0 LOB: 0 BB: 0 P: 10	R: 0 E: 0 K: 0 S: 8 H: 1 LOB: 2 BB: 1 P: 15	R: 0 E: 0 K: 0 S: 7 H: 0 LOB: 0 BB: 0 P: 8	R: 3 E: 0 K: 0 S: 17 H: 4 LOB: 2 BB: 1 P: 28	R: 3 E: 0 K: 0 S: 12 H: 3 LOB: 0 BB: 0 P: 21	R: 0 E: 0 K: 0 S: 7 H: 1 LOB: 1 BB: 0 P: 13	R: 0 E: 0 K: 0 S: 6 H: 1 LOB: 0 BB: 0 P: 7	R: 1 E: 1 K: 0 S: 18 H: 2 LOB: 2 BB: 0 P: 22	1B: 9 2B: 2 3B: 1 HR: 0 SF: 1 SAC: 0 DP: 1 HBP: 0	WP: 0 PB: 0 SB: 2 CS: 0 PA: 41					

	AB	38
	R	7
	H	12
	RBI	5
	BB	2
	SO	0
	LOB	14

livebaseballscorecards.com

PITCHER	IP	WLS	BF	H	R	ER	SO	BB	IBB	HBP	BLK	WP	HR	S	P	ERA	WHIP
59 Carlos Carrasco, R (1, 1) ERA: 5.18	6.0	L	28	8	6	5	0	2	0	0	0	0	0	55	88	7.50	1.667
38 Joe Smith, R (7, 1) ERA: 1.69	1.1		5	1	0	0	0	0	0	0	0	0	0	9	15	0.00	0.750
53 Rafael Perez, L (8, 1) ERA: 1.29	1.1		6	2	1	0	0	0	0	0	0	0	0	13	15	0.00	1.500
56 Frank Herrmann, R (9, 1) ERA: 7.62	0.1		2	1	0	0	0	0	0	0	0	0	0	9	12	0.00	3.000

PITCHER	IP	WLS	BF	H	R	ER	SO	BB	IBB	HBP	BLK	WP	HR	S	P	ERA	WHIP

Texas Rangers @ Cleveland Indians

Progressive Field, Cleveland, OH

Thu Jun 02 2011, 7:08 PM - 10:25 PM EDT

Att. 15,336 - Clear - 60 F

livebaseballscorecards.com

BOTTOM

Batter	1	2	3	4	5	6	7	8	9	AB	R	H	RBI	BB	SO	LOB
23 Michael Brantley, L (1, 8) OBP: 0.345, SLG: 0.402	B SI 86 B CH 79 C SI 86 F SI 87 X CU 69 2-2 ① G1-3	B CU 69 C B X SI 87 2-1 ③ L7			D SL 82 B SL 82 C SI 91 1 SAFE F CH 89 B SL 81 1 SAFE F SI 92 X SI 92 3-2 ① F7		B SI 94 C SL 83 B SI 94 F SI 92 C SI 94 2-3 ② K		C FF 95 X FF 96 0-1 ② L9 1-2	5	0	0	0	0	1	3
13 Asdrúbal Cabrera, S (1, 6) OBP: 0.352, SLG: 0.522	F SI 88 F FC 83 S SI 88 0-3 ② K		B SI 85 C CH 83 X CH 81 1-1 ① F9		F SI 93 B SI 92 X CH 85 1-1 ② G5-3 1-2		B CH 85 F SI 93 F SI 94 B SL 81 F SI 94 B SI 94 F SI 93 X SI 94 3-2 ③ G5-3		F F CH 94 S FF 96 0-3 ③ K	5	0	0	0	0	2	2
17 Shin-Soo Choo, L (1, 9) OBP: 0.325, SLG: 0.365	B SI 88 B FC 84 X FC 84 2-0 ③ F8		B SI 86 F FC 84 F FF 87 F CU 70 B B SI 86 F FC 83 F FC 83 F CU 70 3-2 ② X SI 87 F8		B SL 81 S SL 81 F SI 93 B SL 81 B T 3-2 ③ K			X SL 77 0-0 41 1B 1B		4	0	1	0	0	1	1
41 Carlos Santana, S (1, 2) OBP: 0.374, SLG: 0.395		B FF 86 B CU 68 B SI 86 C FF 85 B 4-1 24 2B 28 1B BB	S FC 84 B FF 86 B FC 78 B X 3-1 24 S 1B			B SI 93 F SI 93 F CH 85 B SL 83 B SI 94 F SI 94 B SI 95 4-2 BB		B FF 88 B FF 88 X FF 87 2-0 20 FC6-4 1-2 1B		2	1	2	0	2	0	0
24 Grady Sizemore, L (1, 10) OBP: 0.303, SLG: 0.573		C SI 86 B CU 68 X SI 87 1-1 28 1B 20 1B 1-3 2B	B FF 87 C FC 84 F FC 82 2 SAFE S SI 87 1-3 ③ K 1-2			B SI 94 C SI 94 X SI 93 1-1 ① P5		C SI 90 F SI 89 S SL 78 0-3 ① K		4	1	1	0	0	2	4
28 Travis Buck, L (1, 7) OBP: 0.325, SLG: 0.427 47 Shelley Duncan, R (8, PH) OBP: 0.284, SLG: 0.429 26 Austin Kearns, R (9, 7) OBP: 0.305, SLG: 0.282		C CU 69 X SI 86 0-1 20 1B 9 G6-3 2-3 3-H 1B		C CU 68 F FC 84 B CU 69 B SI 86 B CU 69 X SI 87 3-2 ① F8		1 SAFE C SI 93 C SL 82 S SL 83 0-3 ② K		F FF 95 C FF 96 F SI 98 F SL 86 S SL 84 0-3 ② K		3 1 0	1 0 0	1 0 0	1 0 0	0 0 0	1 1 0	1 2 0
20 Orlando Cabrera, R (1, 4) OBP: 0.285, SLG: 0.326		C S CU 68 D CU 70 B SI 88 F SI 86 D CU 70 1 SAFE F SI 88 X 3-2 9 G6-3 7 S 1-3 3-H 1B		B SI 86 X SI 86 1-0 ② F7		B X SI 93 1-0 ③ F8		F FF 97 X SI 96 0-1 ③ FC6-4 1-2f		4	0	1	1	0	0	3
7 Matt LaPorta, R (1, 3) OBP: 0.326, SLG: 0.478		B FC 82 S FC 82 F CH 82 F S 1-3 ① K 1-2		F SI 87 C SI 88 B CU 72 B FC 83 F FC 83 X FC 83 2-2 ③ G6-3			X SI 93 0-0 HR		C FF 93 B SL 76 C SL 75 F FF 95 F SL 78 X FF 93 1-2 ① F7	4	1	1	1	0	1	2
9 Jack Hannahan, L (1, 5) OBP: 0.317, SLG: 0.356		C FF 87 S CU 68 D X SI 87 1-2 ② G6-3 2-3 3-H			B SI 93 C SL 82 B SI 92 B SI 92 C SI 92 B SI 91 4-2 13 G5-3 BB		C SI 93 S SL 84 B SL 82 F SI 94 B SI 94 S SL 82 2-3 ① K		B FF 93 B C FF 95 F FF 94 B FF 96 X FA 95 3-2 23 BLK 1B	3	0	1	1	1	1	1

Inning Stats	1	2	3	4	5	6	7	8	9
	R: 0 E: 0 K: 1 S: 7 H: 0 LOB: 0 BB: 0 P: 11	R: 3 E: 0 K: 1 S: 19 H: 3 LOB: 1 BB: 1 P: 31	R: 0 E: 0 K: 1 S: 14 H: 1 LOB: 1 BB: 0 P: 22	R: 0 E: 0 K: 0 S: 8 H: 0 LOB: 0 BB: 0 P: 14	R: 0 E: 0 K: 1 S: 11 H: 0 LOB: 1 BB: 1 P: 22	R: 0 E: 0 K: 1 S: 9 H: 0 LOB: 1 BB: 1 P: 15	R: 1 E: 0 K: 2 S: 13 H: 1 LOB: 0 BB: 0 P: 20	R: 0 E: 0 K: 2 S: 12 H: 2 LOB: 2 BB: 0 P: 14	R: 0 E: 0 K: 1 S: 13 H: 1 LOB: 1 BB: 0 P: 17

AB	35
R	4
H	8
RBI	4
BB	3
SO	10
LOB	19

	1B: 6	SF: 0	WP: 0	PA: 38
	2B: 1	SAC: 0	PB: 0	
	3B: 0	DP: 0	SB: 2	
	HR: 1	HBP: 0	CS: 0	

PITCHER		IP	WLS	BF	H	R	ER	SO	BB	IBB	HBP	BLK	WP	HR	S	P	ERA	WHIP
47 Dave Bush, R ERA: 4.81	(1, 1)	4.0		17	4	3	3	3	1	0	0	0	0	0	48	78	6.75	1.250
44 Michael Kirkman, L ERA: 7.36	(5, 1)	3.0	W	12	1	1	1	4	2	0	0	0	0	1	33	57	3.00	1.000
28 Darren Oliver, L ERA: 2.42	(8, 1)	0.1	H	3	2	0	0	1	0	0	0	0	0	0	5	7	0.00	6.000
57 Mark Lowe, R ERA: 3.29	(8, 1)	0.2	H	2	0	0	0	1	0	0	0	0	0	0	7	7	0.00	0.000
30 Neftalí Feliz, R ERA: 1.31	(9, 1)	1.0	S	4	1	0	0	1	0	0	0	1	0	0	13	17	0.00	1.000

PITCHER	IP	WLS	BF	H	R	ER	SO	BB	IBB	HBP	BLK	WP	HR	S	P	ERA	WHIP

Texas Rangers @ Cleveland Indians

Progressive Field, Cleveland, OH

Fri Jun 03 2011, 7:07 PM - 9:52 PM EDT

Att. 27,458 - Clear - 67 F

TOP

livebaseballscorecards.com

Batter	1	2	3	4	5	6	7	8	9	AB	R	H	RBI	BB	SO	LOB
5 Ian Kinsler, R (1, 4) OBP: 0.351, SLG: 0.405	C FF 94 C SI 93 F SL 86 B SI 94 C SI 94 1-3 ① K		B SI 92 S SI 91 F SI 93 B SI 92 S SI 92 2-3 ① K		C SI 91 C SL 82 X FF 93 0-2 ① F9		B SL 84 B CH 87 B FF 91 B FF 91 4-0 1 1B 32 HR BB	C FC 89 B FC 89 B FF 90 F FC 88 B FC 88 B FC 88 4-2 1 2B 1-2 BB	C FF 94 F SI 94 B SI 95 B SL 82 X SI 94 2-2 ③ F9	4	2	0	0	2	2	1
1 Elvis Andrus, R (1, 6) OBP: 0.318, SLG: 0.350	C FF 95 S SI 95 S SI 96 0-3 ② K		X SI 93 0-0 32 1B 10 FC4-6 1B		B SI 92 C SL 89 L SL 84 F SI 94 X SI 94 1-2 32 G4-3 32 S 1B		1 SAFE C SI 88 B SI 89 1 SAFE C SI 90 P PO 90 X FF 92 2-2 1-3 32 HR 1B	C FC 89 X SI 91 0-1 1-H 2-H 3-H 2B		5	2	4	3	0	1	0
32 Josh Hamilton, L (1, 7) OBP: 0.354, SLG: 0.500 23 Craig Gentry, R (8, PH) OBP: 0.340, SLG: 0.275 (8, 8)	F FF 95 B SI 95 F SI 95 X FF 95 1-2 2B		S SI 90 1 SAFE F SI 89 X SL 85 0-2 10 FC4-6 1-3 1B		P PO 90 F SI 91 F SI 89 X SI 90 1-2 ② G4-3 1-3		1 SAFE 1 SAFE F FF 91 F FF 92 X FF 92 0-2 1-H 3-H HR	X FC 89 0-0 29 G6-4-3 1B		4 1	1 0	3 1	3 0	0 0	0 0	1 0
10 Michael Young, R (1, 10) OBP: 0.368, SLG: 0.476	C SI 94 C FF 86 S SI 94 0-3 ③ K		X SI 89 0-0 ② FC4-6 29 1B 1-2f 3-H		F SI 90 X SI 93 0-1 ③ G6-3		B FF 91 F FF 92 B CH 82 X FF 92 2-1 ② F9	B FC 89 F FC 88 B FC 88 F FC 89 S SI 91 2-3 ① K		5	0	0	1	0	2	5
29 Adrián Beltré, R (1, 5) OBP: 0.303, SLG: 0.464		C SI 90 B SL 82 X SL 81 1-1 ① F7	X SI 92 0-0 1-2 1B			X SI 91 0-0 17 FC5-4 1B	B CH 83 F FF 91 B CH 85 X CH 83 2-1 17 HR 2B	B FC 88 C FC 87 X FC 89 1-1 ②③ G6-4-3 1-2f		5	1	3	0	0	0	2
17 Nelson Cruz, R (1, 9) OBP: 0.302, SLG: 0.500		S SI 93 B SI 93 C SI 93 C SI 95 1-3 ② K	B SI 93 F SI 91 X SI 92 1-1 ③ G4-3			F SI 90 F SL 83 1 SAFE X SI 90 0-2 ① FC5-4 1-2f	X FF 92 0-0 2-H HR		X SI 94 0-0 ① F9	5	1	1	2	0	1	3
18 Mitch Moreland, L (1, 3) OBP: 0.384, SLG: 0.512		B SI 92 X SI 90 1-0 25 1B 9 2B 1B		C SI 93 C CH 84 B SL 85 X SI 94 1-2 ① G4-3		F SI 92 B SI 94 F CH 84 F FF 93 F SL 84 S FF 92 1-3 ② K	C SL 82 C SL 81 F SL 81 F SL 80 S SL 81 0-3 ③ K		C FF 93 B SL 82 F SI 93 F SL 83 F SI 94 X SL 82 1-2 9 WP 9 1B 1B	5	2	2	0	0	2	1
25 Mike Napoli, R (1, 2) OBP: 0.366, SLG: 0.552		C SI 90 B SL 83 C SI 93 B SI 95 B SI 93 X SI 90 3-2 1-3 9 2B 1B	C SL 82 B SI 94 B SI 91 C FF 95 F SI 93 B FF 94 F SI 90 S SI 90 3-3 ② K		X SI 89 0-0 ③ L6			S FC 89 S FC 88 X CU 77 0-2 9 1B 1 2B 2B	C FF 94 C SI 94 S SL 82 0-3 ② K	5	1	2	0	0	2	2
9 Endy Chavez, L (1, 8) OBP: 0.469, SLG: 0.696 (8, 7)		B SI 92 B FF 92 C SI 91 C FF 92 F SI 90 X FF 93 2-2 ③ 1-H 3-H 2B	B SI 91 B S FF 89 F SI 88 X SI 91 2-2 ③ G4-3				B SI 89 B SI 88 X FF 89 2-0 ① G4-3	C SI 92 B CH 84 B CH 78 F FC 88 B CH 79 X FC 88 3-2 5 BB 1 2B 2-3 1B	C FF 94 B SI 94 C FF 94 B SL 82 F FF 94 F SI 93 F FF 94 B SL 83 X FF 93 3-2 1-H 1B	5	1	3	2	0	0	0

| Inning Stats | | | |

Texas Rangers @ Cleveland Indians

Progressive Field, Cleveland, OH

Fri Jun 03 2011, 7:07 PM - 9:52 PM EDT

Att. 27,458 - Clear - 67 F

livebaseballscorecards.com

Batter	1	2	3	4	5	6	7	8	9	AB	R	H	RBI	BB	SO	LOB
23 Michael Brantley, L (1, 8) OBP: 0.344, SLG: 0.399	C FF 95 X FF 96 0-1 ① F7		C FF 96 B B SL 83 F FF 95 X FF 97 2-2 ③ F8			B SL 79 C FF 94 X FF 96 1-1 13 1B 17 G4-3 1B		B CH 86 X FF 94 1-0 ③ G4-3		4	1	1	0	0	0	0
13 Asdrúbal Cabrera, S (1, 6) OBP: 0.359, SLG: 0.539	X FF 96 0-0 ② G1-3			B FF 94 C CH 85 X FF 95 1-1 17 FC4-6 1B		X 0-0 17 G4-3 1-3 1B			B SI 87 B SI 86 C SI 86 X SI 86 2-1 HR	4	1	3	1	0	0	0
17 Shin-Soo Choo, L (1, 9) OBP: 0.319, SLG: 0.357	C FF 96 S FF 96 C 0-3 ③ K			C FF 95 X FF 95 0-1 ① FC4-6 24 BB 1-2f		S CH 85 X FF 97 0-1 ① ② G4-3 1-2f 3-H			C SI 88 C SC 71 B SI 88 F SI 88 X CH 77 1-2 ① G4-3	4	0	0	0	0	1	2
41 Carlos Santana, S (1, 2) OBP: 0.367, SLG: 0.386		F FF 94 F FF 96 F SL 84 B SL 83 B CH 88 F T FF 96 2-2 ① K		1 SAFE B FF 95 B FF 94 F FF 95 1 SAFE X FF 95 2-1 ② P3		C CH 86 S CH 86 F CH 89 S FF 95 0-3 ③ K			C CU 72 B SI 87 B SI 87 C SC 71 F SI 88 B SL 76 C SL 75 3-3 ② K	4	0	0	0	0	3	1
24 Grady Sizemore, L (1, 10) OBP: 0.310, SLG: 0.566		B SL 83 C SL 81 S FF 96 B SL 82 X FF 96 2-2 20 G4-3 1B		1 SAFE B FF 96 1 SAFE B CH 87 F FF 96 B SL 80 B FF 96 4-1 1-2 BB			C FF 94 B SL 78 C SL 78 B CH 88 S CH 86 2-3 ① K		B SI 87 B SC 71 C SI 88 F SL 76 C SI 88 2-3 ③ K	3	0	1	0	1	2	0
20 Orlando Cabrera, R (1, 4) OBP: 0.281, SLG: 0.321		C SL 81 F FF 96 F FF 96 X FF 96 0-2 ② G4-3 1-2		C SL 82 X FF 95 0-1 ③ G5-3			B FF 96 S FF 95 B FF 96 X FF 94 2-1 ② P3			3	0	0	0	0	0	3
28 Travis Buck, L (1, 7) OBP: 0.313, SLG: 0.410		B FF 97 F FF 97 B FF 97 X FF 98 2-1 ③ G3			C FF 94 X FF 96 0-1 ① F7		B SL 80 S FF 95 F FF 97 F CH 88 B FF 97 F CH 84 B FF 96 X FF 96 3-2 ③ G3			3	0	0	0	0	0	1
7 Matt LaPorta, R (1, 3) OBP: 0.321, SLG: 0.470			C SL 80 S SL 84 B SL 84 S SL 83 1-3 ① K		T FF 95 B FF 96 T SL 83 T SL 85 1-2 ② K			F FF 93 X SL 81 0-1 ① L9		3	0	0	0	0	2	0
8 Adam Everett, R (1, 5) OBP: 0.333, SLG: 0.273			C FF 97 B FF 97 B FF 96 B FF 96 X FF 96 3-1 ② G5-3		C FF 95 X SL 84 0-1 ③ G6-3			B FF 94 B SI 94 B FF 92 C FF 93 X FF 94 3-1 ② F8		3	0	0	0	0	0	0
Inning Stats	R: 0 E: 0 K: 1 S: 6 H: 0 LOB: 0 BB: 0 P: 6	R: 0 E: 0 K: 1 S: 14 H: 1 LOB: 1 BB: 0 P: 20	R: 0 E: 0 K: 1 S: 8 H: 0 LOB: 0 BB: 0 P: 14	R: 0 E: 0 K: 0 S: 9 H: 1 LOB: 2 BB: 1 P: 16	R: 0 E: 0 K: 1 S: 7 H: 0 LOB: 0 BB: 0 P: 8	R: 1 E: 0 K: 1 S: 9 H: 2 LOB: 0 BB: 0 P: 10	R: 0 E: 0 K: 1 S: 10 H: 0 LOB: 0 BB: 0 P: 17	R: 0 E: 0 K: 0 S: 5 H: 0 LOB: 0 BB: 0 P: 9	R: 1 E: 0 K: 2 S: 13 H: 1 LOB: 0 BB: 0 P: 21	1B: 4 2B: 0 3B: 0 HR: 1	SF: 0 SAC: 0 DP: 1 HBP: 0					

BOTTOM	
AB	31
R	2
H	5
RBI	1
BB	1
SO	8
LOB	7

PITCHER		IP	WLS	BF	H	R	ER	SO	BB	IBB	HBP	BLK	WP	HR	S	P	ERA	WHIP
41 Alexi Ogando, R ERA: 2.2	(1, 1)	8.0	W	28	4	1	1	6	1	0	0	0	0	0	68	100	1.12	0.625
22 Yoshinori Tateyama, R ERA: 3.0	(9, 1)	1.0		4	1	1	1	2	0	0	0	0	0	1	13	21	9.00	1.000

PITCHER	IP	WLS	BF	H	R	ER	SO	BB	IBB	HBP	BLK	WP	HR	S	P	ERA	WHIP

Batter	1	2	3	4	5	6	7	8	9	AB	R	H	RBI	BB	SO	LOB
5 Ian Kinsler, R (1, 4) OBP: 0.345, SLG: 0.397	B SI 91 X SI 92 1-0 ① F8		C SL 83 B SI 92 1 SAFE F SI 92 C SL 85 1-3 ① K		C SI 92 X SI 93 0-1 ③ G5-3			B SI 91 X SI 90 1-0 ① G5-3		4	0	0	0	0	1	2
1 Elvis Andrus, R (1, 6) OBP: 0.321, SLG: 0.350	C SI 92 B SI 93 X SI 92 1-1 32 HR 1B		C SL 83 1 SAFE B SI 91 B SI 91 X SI 91 2-1 ② F8			X SL 87 0-0 ① F7		B SL 81 B SI 90 B SI 91 B SI 88 4-0 32 1B BB		3	1	1	0	1	0	1
32 Josh Hamilton, L (1, 8) OBP: 0.360, SLG: 0.533	X SI 93 0-0 1-H HR		B SI 92 B SI 93 B SI 91 C SI 92 X SI 92 3-1 ③ G3			B SI 93 B CH 85 F CH 86 F SI 93 B CH 86 X SI 93 3-2 ② G3		F SI 90 X SI 91 0-1 1-2 1B		4	1	2	2	0	0	1
10 Michael Young, R (1, 10) OBP: 0.363, SLG: 0.467	X SI 92 0-0 ② G5-3			X SI 93 0-0 ① L9		C SI 93 F SI 93 B SI 93 X SL 86 1-2 ③ L4		F SI 90 B SI 90 C SL 82 B SL 81 S SI 92 2-3 ② K		4	0	0	0	0	1	2
29 Adrián Beltré, R (1, 5) OBP: 0.302, SLG: 0.458	C SI 93 B SL 86 X SL 87 1-1 ③ F7			C SI 93 C SI 93 B SI 93 B SL 89 F SI 93 X SL 87 2-2 ② G4-3			C SI 93 B SI 92 B SL 88 S SI 92 B SI 93 B SI 92 4-2 17 HR BB	X SI 92 0-0 ③ L3		3	1	0	0	1	0	2
17 Nelson Cruz, R (1, 9) OBP: 0.301, SLG: 0.513		F SI 93 B SI 93 F SI 92 S SL 87 1-3 ① K		B SI 93 B SI 94 S SL 86 T SI 93 X SL 87 2-2 ③ G1-3			S SI 91 S SI 93 F SL 87 B SI 92 F SI 92 X SL 86 1-2 1-H HR		S SI 89 B CH 80 X FF 91 1-1 ① L7	4	1	1	2	0	1	0
18 Mitch Moreland, L (1, 3) OBP: 0.381, SLG: 0.506		B SI 93 B CH 84 F SI 93 B SI 93 S SI 92 F SI 92 F SI 93 X SI 93 3-2 8 G5-4-3 1B			F CH 85 F CH 85 B SI 91 X CH 84 1-2 ① G3		F SI 94 F CH 84 X CH 85 0-2 ① G6-3		B FC 88 C SI 90 B FC 88 S FC 88 S CU 79 2-3 ② K	4	0	1	0	0	1	0
8 Yorvit Torrealba, R (1, 2) OBP: 0.244, SLG: 0.331		F SI 91 X SI 92 0-1 ②③ G5-4-3 1-2f			S SL 86 B SL 87 X SL 85 1-1 7 G4-3 2B		B SI 92 B SI 92 B FF 91 C SI 91 X SI 92 3-1 7 CS 1B		B FC 88 F FC 88 X SI 91 1-1 ③ G6-3	4	0	2	0	0	0	1
7 David Murphy, L (1, 7) OBP: 0.299, SLG: 0.327			B SI 92 C SI 91 X CH 84 1-1 1B		B SI 92 X SI 92 1-0 ② G4-3 2-3		B SL 84 C FF 84 X FF 86 1-1 ②③ G6-3 1-2			3	0	1	0	0	0	2
Inning Stats	R: 2 E: 0 K: 0 S: 7 H: 2 LOB: 0 BB: 0 P: 10	R: 0 E: 0 K: 1 S: 10 H: 1 LOB: 0 BB: 0 P: 14	R: 0 E: 0 K: 1 S: 9 H: 1 LOB: 1 BB: 0 P: 16	R: 0 E: 0 K: 0 S: 8 H: 0 LOB: 0 BB: 0 P: 12	R: 0 E: 0 K: 0 S: 8 H: 1 LOB: 1 BB: 0 P: 11	R: 0 E: 0 K: 0 S: 7 H: 0 LOB: 0 BB: 0 P: 11	R: 2 E: 0 K: 0 S: 14 H: 2 LOB: 0 BB: 1 P: 23	R: 0 E: 0 K: 1 S: 7 H: 1 LOB: 2 BB: 1 P: 14	R: 0 E: 0 K: 1 S: 7 H: 0 LOB: 0 BB: 0 P: 11	1B: 5 2B: 1 3B: 0 HR: 2 SF: 0 SAC: 0 DP: 1 HBP: 0						

PITCHER		IP	WLS	BF	H	R	ER	SO	BB	IBB	HBP	BLK	WP	HR	S	P	ERA	WHIP
55 Roberto Hernandez, R ERA: 5.33	(1, 1)	6.1	L	26	7	4	4	2	1	0	0	0	0	2	61	94	5.68	1.263
53 Rafael Perez, L ERA: 1.25	(7, 1)	0.2		1	0	0	0	0	0	0	0	0	0	0	2	3	0.00	0.000
38 Joe Smith, R ERA: 1.59	(8, 1)	1.0		5	1	0	0	1	1	0	0	0	0	0	7	14	0.00	2.000
37 Chad Durbin, R ERA: 5.68	(9, 1)	1.0		3	0	0	0	1	0	0	0	0	0	0	7	11	0.00	0.000

PITCHER	IP	WLS	BF	H	R	ER	SO	BB	IBB	HBP	BLK	WP	HR	S	P	ERA	WHIP

TOP

Texas Rangers @ Cleveland Indians

Progressive Field, Cleveland, OH

Sat Jun 04 2011, 7:07 PM - 9:34 PM EDT

Att. 30,130 - Partly Cloudy - 86 F

livebaseballscorecards.com

AB	33
R	4
H	8
RBI	4
BB	2
SO	4
LOB	11

WP: 0	PA: 35		
PB: 0			
SB: 0			
CS: 1			

Texas Rangers @ Cleveland Indians

Progressive Field, Cleveland, OH

Sat Jun 04 2011, 7:07 PM - 9:34 PM EDT

Att. 30,130 - Partly Cloudy - 86 F

livebaseballscorecards.com

BOTTOM

Batter	1	2	3	4	5	6	7	8	9	AB	R	H	RBI	BB	SO	LOB
23 Michael Brantley, L (1, 7) OBP: 0.342, SLG: 0.396	B SI 95 C SI 96 X SI 95 1-1 ① L5		B KC 78 X SI 96 1-0 ③ G3-1			C SI 94 C SI 94 B SL 84 1 SAFE B SI 96 X SL 82 2-2 13 E 1-2 1B		C SI 94 B SI 95 X SL 84 1-1 ① G4-3		4	0	1	0	0	0	0
20 Orlando Cabrera, R (1, 4) OBP: 0.275, SLG: 0.315	X SI 95 0-0 ② G1-3			B KC 76 C CH 85 F SI 94 X SI 94 1-2 ① F7		F SI 93 X SI 94 0-1 ② F9		B SI 92 F CH 85 X SI 94 1-1 ② G6-3		4	0	0	0	0	0	2
13 Asdrúbal Cabrera, S (1, 6) OBP: 0.357, SLG: 0.539	C SI 95 B SI 94 F SI 95 X SL 88 1-2 ③ F8			L KC 77 F KC 77 X SL 82 0-2 ② G5-3		C CH 85 B SI 94 X CH 84 1-1 1-2 2-3 E5		C CH 86 X KC 76 0-1 2B		4	0	1	0	0	0	2
41 Carlos Santana, S (1, 3) OBP: 0.365, SLG: 0.383		F SI 94 C SI 95 X SL 83 0-2 47 L4-6 24 1B 1B		C SI 95 B SI 95 B CH 88 C CH 88 X SI 96 2-2 ③ F8		D KC 75 C CH 86 C SI 95 B SI 96 B SI 95 X CH 87 3-2 ③ G5-3		X SI 94 0-0 ③ G6-3		4	0	1	0	0	0	4
24 Grady Sizemore, L (1, 8) OBP: 0.316, SLG: 0.560		C SI 94 F SI 94 B SI 95 X SI 94 1-2 1-2 1B			C SL 85 F SI 94 B SL 86 S SL 85 1-3 ① K		B KC 76 H SI 92 2-0 26 1B HBP		C SL 83 S SL 84 F SL 84 F SI 95 B SI 95 X SL 83 1-2 ① F9	3	0	1	0	0	1	0
47 Shelley Duncan, R (1, 10) OBP: 0.269, SLG: 0.405		B CH 86 F CH 85 S SI 95 X SI 96 1-2 ① ② L4-6 2-2			F KC 78 B SI 96 X CH 87 1-1 ② F9		C SI 93 X SI 94 0-1 ① F9		B SI 96 C CH 86 X SI 96 1-1 ② G6-3	4	0	0	0	0	0	3
26 Austin Kearns, R (1, 9) OBP: 0.302, SLG: 0.280	1 SAFE 1 SAFE X KC 77 0-0 ③ L6				C SI 96 C SI 96 S SI 95 0-3 ③ K		X SI 93 0-0 1-2 1B		B SI 95 C SI 95 B CH 86 C SI 94 B SI 95 S SI 94 3-3 ③ K	4	0	1	0	0	2	1
6 Lou Marson, R (1, 2) OBP: 0.246, SLG: 0.288			C SI 94 B KC 77 C SI 93 B CH 86 X CH 86 2-2 ① G5-3			X KC 76 0-0 ① L8	C SI 93 B SI 93 B SI 95 S SI 93 B SI 93 S SI 95 3-3 ② K			3	0	0	0	0	1	2
8 Adam Everett, R (1, 5) OBP: 0.333, SLG: 0.261			C KC 77 F CH 86 S SI 96 0-3 ② K			C SI 95 B KC 77 B CH 86 B SI 95 B SI 94 4-1 13 E 23 1B BB	B CH 84 X SI 94 1-0 ③ L7			2	0	0	0	1	1	2

Inning Stats	1	2	3	4	5	6	7	8	9
	R: 0 E: 0 K: 0 S: 6 H: 0 LOB: 0 BB: 0 P: 8	R: 0 E: 0 K: 0 S: 10 H: 2 LOB: 1 BB: 0 P: 12	R: 0 E: 0 K: 1 S: 7 H: 0 LOB: 0 BB: 0 P: 10	R: 0 E: 0 K: 0 S: 9 H: 0 LOB: 0 BB: 0 P: 12	R: 0 E: 0 K: 2 S: 8 H: 0 LOB: 0 BB: 0 P: 10	R: 0 E: 1 K: 0 S: 13 H: 1 LOB: 3 BB: 1 P: 23	R: 0 E: 0 K: 1 S: 7 H: 1 LOB: 2 BB: 0 P: 13	R: 0 E: 0 K: 0 S: 7 H: 1 LOB: 1 BB: 0 P: 9	R: 0 E: 0 K: 1 S: 10 H: 0 LOB: 0 BB: 0 P: 15

	1B: 4	SF: 0	WP: 0	PA: 34
	2B: 2	SAC: 0	PB: 0	
	3B: 0	DP: 1	SB: 0	
	HR: 0	HBP: 1	CS: 0	

PITCHER	IP	WLS	BF	H	R	ER	SO	BB	IBB	HBP	BLK	WP	HR	S	P	ERA	WHIP
45 Derek Holland, L (1, 1) ERA: 4.36	9.0	W	34	5	0	0	5	1	0	1	0	0	0	77	112	0.00	0.667

PITCHER	IP	WLS	BF	H	R	ER	SO	BB	IBB	HBP	BLK	WP	HR	S	P	ERA	WHIP

AB	32
R	0
H	5
RBI	0
BB	1
SO	5
LOB	16

Texas Rangers @ Cleveland Indians

Progressive Field, Cleveland, OH

Sun Jun 05 2011, 1:06 PM - 3:45 PM EDT

Att. 20,621 - Partly Cloudy - 78 F

livebaseballscorecards.com

Batter	1	2	3	4	5	6	7	8	9	AB	R	H	RBI	BB	SO	LOB
5 Ian Kinsler, R (1, 4) OBP: 0.342, SLG: 0.390	X SI 90 0-0 ① F9	C FF 91 X SL 84 0-1 ③ F8		B SI 92 S SL 85 X FC 91 1-1 ③ F9			D SL 84 B SI 91 B FC 90 C SI 93 B SI 92 4-1 1 SH1-4 BB 1-2		C FF 94 B SL 80 B FF 93 F FF 92 X 2-2 ② F8	4	0	0	0	1	0	4
1 Elvis Andrus, R (1, 6) OBP: 0.328, SLG: 0.367	C SI 92 B SI 91 B SI 91 B SI 92 F SI 89 X SI 93 3-2 1B		B FF 89 F CH 80 B SI 92 T SI 93 X CH 81 2-2 HR		B SI 91 B FC 85 B SI 93 C SI 92 B SI 92 4-1 10 G4-6-3 BB		B SI 91 X SI 88 1-0 ① SH1-4 1-2 2-3		C FF 92 C B SL 84 F FF 92 F SL 83 D SL 81 X FF 92 2-2 ③ F8	3	1	2	1	1	0	1
10 Michael Young, R (1, 10) OBP: 0.361, SLG: 0.461	1 SAFE C SI 91 1 SAFE X SI 90 0-1 ② F9		F SI 93 C SL 84 B SL 85 S FC 90 1-3 ① K		X SI 92 0-0 ①② G4-6-3 1-2f		I IN 81 I IN 76 I IN 82 I IN 81 4-0 29 G6-4-3 IBB			3	0	0	0	1	1	2
29 Adrián Beltré, R (1, 5) OBP: 0.298, SLG: 0.450	F SI 90 C SI 93 F CH 80 1 SAFE X CH 80 0-2 ③ G5-3		C SI 93 C SL 85 B SI 92 X SL 85 1-2 ② G3-1		X SI 94 0-0 ③ G5-3		C SL 81 F SI 91 F SL 82 F SI 92 X FF 92 0-2 ②③ G6-4-3 1-2f			4	0	0	0	0	0	4
17 Nelson Cruz, R (1, 9) OBP: 0.299, SLG: 0.506		B FC 89 X CH 78 1-0 ① G5-3	B SL 85 B SI 90 B FF 89 C SI 93 C SI 90 X SL 85 3-2 18 S 1B			F FF 90 T SI 92 B CH 82 C SI 90 1-3 ① K		B FF 92 B CH 83 F FF 90 S SL 81 B FF 92 S SL 81 3-3 ① K		4	0	1	0	0	2	0
18 Mitch Moreland, L (1, 3) OBP: 0.384, SLG: 0.523		B SI 90 B SI 90 X FF 89 2-0 HR	F SI 91 B SI 92 B CH 80 X SI 91 2-1 ③ G3 1-2			B CH 82 F SI 93 F SI 92 B SI 93 X CH 80 2-2 1B		F SL 82 B FF 92 S FF 92 S SL 83 1-3 ② K2-3		4	1	2	1	0	1	1
25 Mike Napoli, R (1, 2) OBP: 0.356, SLG: 0.533		F SI 92 C CH 80 F FF 91 B SL 86 C SI 92 1-3 ② K	C SI 88 B SI 91 X SI 91 1-1 ① G6-3		B FF 91 S SL 86 X SI 91 1-1 ② F9			C SL 84 B FF 92 S SL 82 B SL 82 S SL 81 2-3 ③ K		4	0	0	0	0	2	1
7 David Murphy, L (1, 7) OBP: 0.309, SLG: 0.337		B CH 79 C SI 90 B CH 79 S SI 89 X SI 90 2-2 9 1B 1B	C SI 90 X SI 91 0-1 9 S 1B		C SI 91 C SL 83 F SI 93 F SI 92 B SI 92 F SL 84 D CH 82 S SL 84 2-3 ③ K				F FF 93 F SI 93 F SL 81 B X 1-2 9 G6-3 1B	4	0	3	0	0	1	1
9 Endy Chavez, L (1, 8) OBP: 0.472, SLG: 0.673 23 Craig Gentry, R (9, 8) OBP: 0.340, SLG: 0.275		B SI 91 C CH 78 X FC 89 1-1 1B	C SI 91 B SI 90 D CH 80 C SI 91 X SL 82 2-2 ② G5-3 1-2				B FC 86 B SI 89 B SI 83 B SI 91 4-0 1 SH1-4 5 BB BB		B SI 91 X FF 93 1-0 ① G6-3 1-2	3 0	0 0	1 0	0 0	1 0	0 0	2 0
Inning Stats	R: 0 E: 0 K: 0 S: 10 H: 1 LOB: 1 BB: 0 P: 13	R: 1 E: 0 K: 1 S: 13 H: 3 LOB: 2 BB: 0 P: 20	R: 1 E: 0 K: 1 S: 14 H: 2 LOB: 1 BB: 0 P: 23	R: 0 E: 0 K: 0 S: 9 H: 1 LOB: 1 BB: 0 P: 13	R: 0 E: 0 K: 0 S: 3 H: 0 LOB: 0 BB: 1 P: 7	R: 0 E: 0 K: 2 S: 14 H: 1 LOB: 1 BB: 0 P: 20	R: 0 E: 0 K: 0 S: 7 H: 0 LOB: 2 BB: 3 P: 20	R: 0 E: 0 K: 3 S: 9 H: 0 LOB: 0 BB: 0 P: 15	R: 0 E: 0 K: 0 S: 13 H: 1 LOB: 1 BB: 0 P: 19	1B: 7 2B: 0 3B: 0 HR: 2 SF: 0 SAC: 1 DP: 2 HBP: 0						

PITCHER		IP	WLS	BF	H	R	ER	SO	BB	IBB	HBP	BLK	WP	HR	S	P	ERA	WHIP
51 Mitch Talbot, R ERA: 4.18	(1, 1)	6.0	L	28	8	2	2	4	3	0	0	0	0	2	64	105	3.00	1.833
38 Joe Smith, R ERA: 1.5	(7, 1)	1.0		3	0	0	0	0	0	1	0	0	0	0	6	11	0.00	0.000
49 Tony Sipp, L ERA: 2.52	(8, 1)	1.0		3	0	0	0	3	0	0	0	0	0	0	9	15	0.00	0.000
54 Chris Perez, R ERA: 2.49	(9, 1)	1.0		4	1	0	0	0	0	0	0	0	0	0	13	19	0.00	1.000

PITCHER	IP	WLS	BF	H	R	ER	SO	BB	IBB	HBP	BLK	WP	HR	S	P	ERA	WHIP

TOP	
AB	33
R	2
H	9
RBI	2
BB	4
SO	7
LOB	16

WP: 0 PB: 0 SB: 2 CS: 0 PA: 38

Texas Rangers @ Cleveland Indians

Progressive Field, Cleveland, OH

Sun Jun 05 2011, 1:06 PM - 3:45 PM EDT

Att. 20,621 - Partly Cloudy - 78 F

livebaseballscorecards.com

BOTTOM

Batter	1	2	3	4	5	6	7	8	9	AB	R	H	RBI	BB	SO	LOB
23 Michael Brantley, L (1, 8) OBP: 0.349, SLG: 0.397	B FF 91 B SI 90 C SI 91 C FF 91 F SI 93 B SI 92 F FF 92 B FF 91 4-2 20 G4-6-3 BB			C SI 92 F SL 83 B FF 91 X FC 87 1-2 20 G5-4-3 1B		B FF 93 C CU 76 B SI 93 F SI 92 B SI 93 B SI 91 4-2 BB		B FF 89 C SL 77 B FF 89 C SL 77 F SL 78 S SL 78 2-3 ③ K		2	0	1	0	2	1	1
20 Orlando Cabrera, R (1, 4) OBP: 0.271, SLG: 0.310 28 Travis Buck, L (9, PH) OBP: 0.310, SLG: 0.405	C FF 89 X SI 90 ① ② 0-1 G4-6-3 1-2f			C SI 90 1 SAFE B SI 92 F CU 75 X FF 92 ① ② 1-2 G5-4-3 1-2f		X SI 90 0-0 ③ L7			X 0-0 ① P2	3 1	0 0	0 0	0 0	0 0	0 0	3 0
13 Asdrúbal Cabrera, S (1, 6) OBP: 0.352, SLG: 0.530	X SI 91 0-0 ③ G6-3			B CU 75 C CU 75 X CH 83 1-1 ③ F8			B CU 75 X CH 83 1-0 ① G5-3		C SI 94 F CH 89 F B SL 75 S FF 96 1-3 ② K	4	0	0	0	0	1	0
41 Carlos Santana, S (1, 2) OBP: 0.363, SLG: 0.385		B SI 90 B SI 90 B FF 90 C FF 91 C FC 88 C FC 88 3-3 ① K			C CH 83 X CH 84 0-1 ① F9		C CU 76 F SI 90 B SL 83 F SL 84 B FC 88 X CH 85 2-2 2B		B X CH 89 1-0 ③ G3-1	4	0	1	0	0	1	0
47 Shelley Duncan, R (1, 10) OBP: 0.259, SLG: 0.390		B CU 76 B SI 91 S CH 83 F FC 87 S CH 84 2-3 ② K			C CU 76 X SI 94 0-1 ② F8		S CU 74 D CU 74 F SI 91 X FF 92 1-2 ② F7			3	0	0	0	0	1	1
17 Shin-Soo Choo, L (1, 9) OBP: 0.319, SLG: 0.354		F SI 92 X SI 93 0-1 ③ G4-3			C SI 92 B SL 84 F SI 93 B FF 92 H FF 94 3-2 HBP		F SI 91 S SL 83 B FF 92 S SL 83 1-3 ③ K			2	0	0	0	0	1	1
7 Matt LaPorta, R (1, 3) OBP: 0.321, SLG: 0.467		B SI 92 S CH 83 B SI 92 C SI 93 S FF 93 2-3 ① K			1 SAFE 1 SAFE B CH 83 F FC 86 B CU 76 X CH 84 2-1 ③ L5			C CU 76 B CU 79 F CU 77 X 1-2 1B		3	0	1	0	0	1	1
26 Austin Kearns, R (1, 7) OBP: 0.292, SLG: 0.269		C SI 92 S FC 89 B FF 92 C SI 92 1-3 ② K				S SI 91 C SI 93 C SI 93 0-3 ① K		B SI 92 B FC 88 X SI 91 2-0 ① F7		3	0	0	0	0	2	1
8 Adam Everett, R (1, 5) OBP: 0.315, SLG: 0.245		C FF 91 C CU 77 B FF 92 B SL 84 F FC 88 X SI 93 2-2 ③ G4-3				C CU 77 S SI 93 B FC 86 X SI 92 1-2 ② F8		S FF 91 F SI 91 B FC 87 S SI 92 1-3 ② K		3	0	0	0	0	1	1
Inning Stats	R: 0 E: 0 K: 0 S: 7 H: 0 LOB: 0 BB: 1 P: 11	R: 0 E: 0 K: 2 S: 8 H: 0 LOB: 0 BB: 0 P: 13	R: 0 E: 0 K: 2 S: 10 H: 0 LOB: 0 BB: 0 P: 15	R: 0 E: 0 K: 0 S: 8 H: 1 LOB: 0 BB: 0 P: 11	R: 0 E: 0 K: 0 S: 8 H: 0 LOB: 1 BB: 0 P: 13	R: 0 E: 0 K: 1 S: 9 H: 0 LOB: 1 BB: 1 P: 14	R: 0 E: 0 K: 1 S: 11 H: 1 LOB: 1 BB: 0 P: 16	R: 0 E: 0 K: 2 S: 11 H: 1 LOB: 1 BB: 0 P: 17	R: 0 E: 0 K: 1 S: 6 H: 0 LOB: 0 BB: 0 P: 8	1B: 2 2B: 1 3B: 0 HR: 0	SF: 0 SAC: 0 DP: 2 HBP: 1					

	AB	28
	R	0
	H	3
	RBI	0
	BB	2
	SO	9
	LOB	9

PITCHER		IP	WLS	BF	H	R	ER	SO	BB	IBB	HBP	BLK	WP	HR	S	P	ERA	WHIP
36 C.J. Wilson, L ERA: 3.03	(1, 1)	7.2	W	27	3	0	0	7	2	0	1	0	0	0	68	104	0.00	0.652
28 Darren Oliver, L ERA: 2.38	(8, 1)	0.1	H	1	0	0	0	1	0	0	0	0	0	0	4	6	0.00	0.000
30 Neftalí Feliz, R ERA: 1.25	(9, 1)	1.0	S	3	0	0	0	1	0	0	0	0	0	0	6	8	0.00	0.000

PITCHER	IP	WLS	BF	H	R	ER	SO	BB	IBB	HBP	BLK	WP	HR	S	P	ERA	WHIP

Minnesota Twins @ Cleveland Indians

Progressive Field, Cleveland, OH

Mon Jun 06 2011, 7:07 PM - 9:40 PM EDT

Att. 15,278 - Clear - 83 F

TOP

livebaseballscorecards.com

Batter	1	2	3	4	5	6	7	8	9	AB	R	H	RBI	BB	SO	LOB
11 Ben Revere, L (1, 9) OBP: 0.304, SLG: 0.296	C FF 88 B FF 89 S CH 82 X CU 75 1-2 G4-3		C FF 85 B SI 88 X 1-1 G4-3		X FF 84 0-0 12 G4-6-3 1-2 2-3 1B		B FF 86 C SL 87 F SL 88 F SL 86 C FF 91 1-3 K			4	0	1	0	0	1	0
12 Alexi Casilla, S (1, 6) OBP: 0.327, SLG: 0.342	X SI 90 0-0 P5		C SI 88 C FC 85 F CU 76 B FF 89 B FF 89 X 2-2 G1-3		F FF 88 X CH 82 0-1 G4-6-3 1-2f 2-3 3-H		B FF 90 S FF 84 B FF 85 B FF 90 X FF 90 3-1 F7			4	0	0	0	0	0	2
2 Denard Span, L (1, 8) OBP: 0.361, SLG: 0.385	B SI 88 C X 1-1 G4-3		S FC 84 B B X FF 89 2-1 F8		B FF 88 F CH 82 F CU 74 B CU 75 F FC 84 B FF 89 F FF 87 X FF 86 3-2 F7 3-H			B SL 85 X FF 86 1-0 G6-3		4	0	0	0	0	0	0
5 Michael Cuddyer, R (1, 3) OBP: 0.326, SLG: 0.399		C SI 88 X FC 84 0-1 38 WP 21 1B 20 1B 1B		S FC 82 C FF 87 F CU 75 B FF 88 S FC 85 1-3 K		X FC 83 0-0 33 G4-3 21 2B 2B		B FF 84 S FF 89 X FF 85 1-1 G5-3		4	2	2	0	0	1	0
33 Justin Morneau, L (1, 10) OBP: 0.286, SLG: 0.345		C FF 89 X FC 86 0-1 F9		F CH 81 X FF 84 0-1 G1-3		F FF 86 X CH 82 0-1 G4-3 2-3		B FF 86 X FF 85 1-0 L9		4	0	0	0	0	0	2
21 Delmon Young, R (1, 7) OBP: 0.255, SLG: 0.270		S FC 83 1 SAFE S FC 84 X FC 85 0-2 38 WP 20 1B 1-2 1B		S FC 83 B FC 85 B FF 90 X CU 73 2-1 F8		S FC 83 X FC 84 0-1 38 G4-1 3-H 2B			B FC 87 X FC 87 1-0 F9	4	1	2	1	0	0	0
38 Luke Hughes, R (1, 5) OBP: 0.287, SLG: 0.341		C FF 89 S FC 84 B CU 75 F FC 83 F FF 90 F CU 75 T FF 90 1-2 K 1-2 2-3			B FF 87 B FC 82 X SI 86 2-0 20 1B 41 1B 2B	C FC 83 X CU 74 0-1 G4-1 2-3			C FF 88 C SI 90 X CU 76 0-2 20 CS 1B	4	1	2	0	0	1	3
20 Matt Tolbert, S (1, 4) OBP: 0.263, SLG: 0.333		B FF 88 B CH 82 X SI 88 2-0 2-H 3-H 1B			L CH 81 X FC 83 0-1 11 1B 41 1B 12 G4-6-3 2-3 1B	B CH 82 S FC 82 B FF 88 S FC 82 S FC 82 2-3 K2-3			1 SAFE 1 SAFE B FC 86 1 SAFE 1 SAFE B SI 90 F FC 89 X FC 87 2-1 G3 1-2	4	1	2	2	0	1	2
41 Drew Butera, R (1, 2) OBP: 0.186, SLG: 0.224		S FC 83 S F FF 90 X FC 84 0-2 G6-3			1 SAFE S FC 82 1 SAFE X FC 82 0-1 12 G4-6-3 11 1B 2 WP 1-2 3-H 1B		B FF 89 C FF 88 X FF 90 1-1 G4-3			3	1	1	1	0	0	1
Inning Stats	R: 0 E: 0 K: 0 S: 6 H: 0 LOB: 0 BB: 0 P: 8	R: 2 E: 0 K: 1 S: 18 H: 3 LOB: 1 BB: 0 P: 21	R: 0 E: 0 K: 0 S: 8 H: 0 LOB: 0 BB: 0 P: 13	R: 0 E: 0 K: 1 S: 8 H: 0 LOB: 0 BB: 0 P: 11	R: 3 E: 0 K: 0 S: 13 H: 4 LOB: 0 BB: 0 P: 18	R: 1 E: 0 K: 1 S: 10 H: 2 LOB: 1 BB: 0 P: 12	R: 0 E: 0 K: 1 S: 8 H: 0 LOB: 0 BB: 0 P: 13	R: 0 E: 0 K: 0 S: 4 H: 0 LOB: 0 BB: 0 P: 7	R: 0 E: 0 K: 0 S: 6 H: 1 LOB: 0 BB: 0 P: 9	1B: 7 2B: 3 3B: 0 HR: 0 SF: 0 SAC: 0 DP: 1 HBP: 0						

	AB	35
	R	6
	H	10
	RBI	4
	BB	0
	SO	4
	LOB	10

WP: 2 PB: 0 SB: 0 CS: 1 PA: 35

PITCHER		IP	WLS	BF	H	R	ER	SO	BB	IBB	HBP	BLK	WP	HR	S	P	ERA	WHIP
43 Josh Tomlin, R ERA: 3.71	(1, 1)	6.0	L	26	9	6	6	3	0	0	0	0	2	0	63	83	9.00	1.500
53 Rafael Perez, L ERA: 1.14	(7, 1)	2.0		6	0	0	0	1	0	0	0	0	0	0	12	20	0.00	0.000
37 Chad Durbin, R ERA: 5.47	(9, 1)	1.0		3	1	0	0	0	0	0	0	0	0	0	6	9	0.00	1.000

PITCHER	IP	WLS	BF	H	R	ER	SO	BB	IBB	HBP	BLK	WP	HR	S	P	ERA	WHIP

BOTTOM

Minnesota Twins @ Cleveland Indians

Progressive Field, Cleveland, OH

Mon Jun 06 2011, 7:07 PM - 9:40 PM EDT

Att. 15,278 - Clear - 83 F

livebaseballscorecards.com

Batter	1	2	3	4	5	6	7	8	9	AB	R	H	RBI	BB	SO	LOB
23 Michael Brantley, L (1, 7) OBP: 0.356, SLG: 0.423	B SI 89 C SI 89 X SI 90 1-1 13 HR 2B		C SI 91 B SL 81 C SI 92 X 1-2 24 F9 13 1B 1B		C SI 91 C SI 91 B SL 84 F X SI 92 1-2 HR		C SL 83 B CH 82 X SL 80 1-1 G5-3 ③			4	2	3	1	0	0	0
13 Asdrúbal Cabrera, S (1, 6) OBP: 0.358, SLG: 0.546	X SI 89 0-0 2-H HR		B SI 91 B SL 83 X SI 91 2-0 1-2 1B		C SL 82 X SL 82 0-1 ② G4-3			B SI 91 C SL 81 T SI 91 X SL 83 1-2 41 G6-3 24 HBP 17 E 1B		4	2	3	2	0	0	0
24 Grady Sizemore, L (1, 8) OBP: 0.322, SLG: 0.554	B SL 80 C F SI 91 X SI 92 1-2 41 L4-3 1B		B SL 83 F SL 82 B SI 94 X SL 82 2-1 ① F9 2-3		B SI 91 S SI 92 X SL 83 1-1 ③ G3-1			B SI 90 F SL 82 B SI 91 S SI 91 H SI 92 3-2 41 G6-3 1-2 HBP		3	0	1	0	0	0	2
41 Carlos Santana, S (1, 2) OBP: 0.357, SLG: 0.377	B SI 90 C SL 80 B SL 81 T SI 91 B SL 82 X SI 90 3-2 ①② L4-3 1-1		1 SAFE S SL 82 B SI 92 B SI 91 C SL 84 F SI 93 1 SAFE S SI 93 2-3 ② K		F SI 89 B CH 82 X SI 91 1-1 ① G3 B SI 90 C SI 92 B SI 93 B SI 92 S SI 92 X FF 93 3-2 1B			B FF 91 B SL 81 S FF 90 F FF 89 F FF 89 B FF 90 X FF 89 3-2 ①② G6-3 1-2f 2-3		4	0	0	0	0	1	5
17 Shin-Soo Choo, L (1, 9) OBP: 0.318, SLG: 0.352	X CH 84 0-0 ③ L9		F SL 82 F SI 92 F SI 93 1 SAFE D SL 84 B SI 93 B SI 93 S SL 84 3-3 ③ K					S SL 81 C SL 83 B SL 81 X SL 83 1-2 E3 7 WP 3-H		4	0	1	0	0	1	2
7 Matt LaPorta, R (1, 3) OBP: 0.314, SLG: 0.456		C SI 91 F SI 91 S SI 93 0-3 ① K		S SL 83 B SL 83 B SI 92 S SL 84 F SI 94 S SL 85 2-3 ① K		X SI 91 0-0 ② F8		C CU 77 B F SI 92 F SL 84 F FF 93 F CU 78 B SL 84 S SL 85 2-3 ③ K 1-2		4	0	0	0	0	3	2
28 Travis Buck, L (1, 10) OBP: 0.307, SLG: 0.390		S SL 82 X SL 84 0-1 ② L3		B SI 92 B CH 84 F SI 93 X SI 92 2-1 ② G4-3		B SL 82 F X SI 92 1-1 ③ L9			B SI 93 B FF 93 B FF 92 4-0 47 G5-4-3 BB	3	0	0	0	1	0	1
20 Orlando Cabrera, R (1, 4) OBP: 0.271, SLG: 0.309		C SL 83 S SI 92 X SI 93 0-2 1B		X SI 92 0-0 ③ L9			B SL 81 C SL 82 L SI 90 X 1-2 ① G6-3		C SL 86 F SI 93 F SI 94 C SI 95 0-3 ① K	4	0	1	0	0	1	1
9 Jack Hannahan, L (1, 5) 47 Shelley Duncan, R (9, PH) OBP: 0.256, SLG: 0.385		X SI 91 0-0 ③ F7			B SI 89 X SI 90 1-0 ① F8		C SI 91 S SL 83 C SL 83 0-3 ② K		S SI 94 B SI 94 B SI 94 X SI 94 2-1 ②③ G5-4-3 1-2f	3 1	0 0	0 0	0 0	0 0	1 0	1 1
Inning Stats	R: 2 E: 0 K: 0 S: 10 H: 3 LOB: 0 BB: 0 P: 15	R: 0 E: 0 K: 1 S: 9 H: 1 LOB: 1 BB: 0 P: 9	R: 0 E: 0 K: 2 S: 14 H: 2 LOB: 2 BB: 0 P: 24	R: 0 E: 0 K: 1 S: 7 H: 0 LOB: 0 BB: 0 P: 11	R: 1 E: 0 K: 0 S: 9 H: 1 LOB: 0 BB: 0 P: 12	R: 0 E: 0 K: 0 S: 8 H: 1 LOB: 1 BB: 0 P: 13	R: 0 E: 0 K: 1 S: 8 H: 0 LOB: 0 BB: 0 P: 10	R: 1 E: 1 K: 1 S: 18 H: 1 LOB: 1 BB: 0 P: 28	R: 0 E: 0 K: 1 S: 6 H: 0 LOB: 0 BB: 1 P: 12	1B: 6 2B: 2 3B: 0 HR: 2	SF: 0 SAC: 0 DP: 3 HBP: 1	WP: 1 PB: 0 SB: 0 CS: 0	PA: 36				

	AB	34
	R	4
	H	9
	RBI	3
	BB	1
	SO	7
	LOB	15

PITCHER		IP	WLS	BF	H	R	ER	SO	BB	IBB	HBP	BLK	WP	HR	S	P	ERA	WHIP
30 Scott Baker, R ERA: 3.86	(1, 1)	7.0	W	30	9	4	3	5	0	0	1	0	0	2	70	103	3.86	1.286
50 Jose Mijares, L ERA: 4.8	(8, 1)	0.2	H	2	0	0	0	0	0	0	0	0	0	0	7	11	0.00	0.000
31 Alex Burnett, R ERA: 6.06	(8, 1)	0.1	H	1	0	0	0	1	0	0	0	0	1	0	6	8	0.00	0.000
55 Matt Capps, R ERA: 4.33	(9, 1)	1.0	S	3	0	0	0	1	1	0	0	0	0	0	6	12	0.00	1.000

PITCHER	IP	WLS	BF	H	R	ER	SO	BB	IBB	HBP	BLK	WP	HR	S	P	ERA	WHIP

Minnesota Twins @ Cleveland Indians

Progressive Field, Cleveland, OH

Tue Jun 07 2011, 7:07 PM - 9:19 PM EDT

Att. 15,498 - Clear - 84 F

TOP

livebaseballscorecards.com

Batter	1	2	3	4	5	6	7	8	9	AB	R	H	RBI	BB	SO	LOB
11 Ben Revere, L (1, 8) OBP: 0.300, SLG: 0.293	G6-3			G6-3		G4-3			12 G4-3 1B	4	0	1	0	0	0	0
12 Alexi Casilla, S (1, 6) OBP: 0.320, SLG: 0.333	P6			K		F8			G4-3 1-2	4	0	0	0	0	1	1
5 Michael Cuddyer, R (1, 9) OBP: 0.320, SLG: 0.392	G5-3			G6-3			K		K	4	0	0	0	0	2	1
33 Justin Morneau, L (1, 3) OBP: 0.287, SLG: 0.341		G5-3			K2-3		21 G6-4-3 BB			2	0	0	0	1	1	0
21 Delmon Young, R (1, 7) OBP: 0.256, SLG: 0.278		F9			38 1B 2B		G6-4-3 1-2f			3	0	1	0	0	0	1
38 Luke Hughes, R (1, 5) OBP: 0.289, SLG: 0.341		K			2-3 1B			F8		3	0	1	0	0	1	0
26 Brian Dinkelman, L (1, 10) OBP: 0.375, SLG: 0.167			G3		P2			G4-3		3	0	0	0	0	0	2
32 René Rivera, R (1, 2) 22 Danny Valencia, R (8, PH) OBP: 0.281, SLG: 0.333 41 Drew Butera, R (8, 2) OBP: 0.186, SLG: 0.224		G5-3			K			G6-3		2 1 0	0 0 0	0 0 0	0 0 0	0 0 0	1 0 0	2 0 0
20 Matt Tolbert, S (1, 4) OBP: 0.255, SLG: 0.323			K			G6-3			G3	3	0	0	0	0	1	0

AB	29
R	0
H	3
RBI	0
BB	1
SO	7
LOB	7

Inning Stats	1	2	3	4	5	6	7	8	9
R	0	0	0	0	0	0	0	0	0
E	0	0	0	0	0	0	0	0	1
K	0	1	1	1	2	0	1	0	1
S	6	11	8	9	14	5	8	6	11
H	0	0	0	0	2	0	0	0	1
LOB	0	0	0	0	2	0	0	0	1
BB	0	0	0	0	0	0	1	0	0
P	9	14	11	14	19	8	13	9	15

1B	2
2B	1
3B	0
HR	0
SF	0
SAC	0
DP	1
HBP	0

WP	0
PB	0
SB	0
CS	0
PA	30

PITCHER	IP	WLS	BF	H	R	ER	SO	BB	IBB	HBP	BLK	WP	HR	S	P	ERA	WHIP
59 Carlos Carrasco, R (1, 1) ERA: 4.52	8.1	W	28	3	0	0	6	1	0	0	0	0	0	72	104	0.00	0.480
54 Chris Perez, R (9, 1) ERA: 2.42	0.2	S	2	0	0	0	1	0	0	0	0	0	0	6	8	0.00	0.000

PITCHER	IP	WLS	BF	H	R	ER	SO	BB	IBB	HBP	BLK	WP	HR	S	P	ERA	WHIP

Batter	1	2	3	4	5	6	7	8	9	AB	R	H	RBI	BB	SO	LOB
23 Michael Brantley, L (1, 7) OBP: 0.358, SLG: 0.419	C FF 92 B SL 85 B SI 92 B SI 92 F SI 92 B SL 86 4-2 41 S 13 1B BB		C SL 84 B SL 87 B FF 93 F SI 93 C FF 95 2-3 ① K		B SI 92 B SI 92 F SI 90 C SL 87 1 SAFE C SL 89 2-3 ②③ K 1-2			B SL 80 B SI 91 B SI 90 C SI 90 B FF 90 4-1 BB		2	0	0	0	2	2	1
13 Asdrúbal Cabrera, S (1, 6) OBP: 0.356, SLG: 0.541	X SI 92 0-0 41 G1-6-3 1-2 1B		C CH 84 B CH 86 B CH 84 X FF 93 2-1 ② P3			B CH 78 C FF 87 B FF 87 F FF 87 F FF 88 B CH 78 F FF 88 X FF 86 3-2 ① G1-3		B SL 80 F SI 92 F SI 91 B SL 80 X SI 91 2-2 ② F7		4	0	1	0	0	0	1
24 Grady Sizemore, L (1, 8) OBP: 0.312, SLG: 0.534	F SI 92 B SL 87 T SI 92 S SL 88 1-3 ① K		C SL 88 S SI 94 B SL 88 S SL 87 1-3 ③ K			B FF 87 B FF 88 S FF 87 B FF 88 X FF 89 3-1 ② F7		X SL 81 0-0 ③ P6		4	0	0	0	0	2	3
41 Carlos Santana, S (1, 3) OBP: 0.361, SLG: 0.384	C CH 83 B CH 84 F CH 84 B FF 93 X SL 88 2-2 ②③ G1-6-3 1-2f 2-3			C CH 83 X SI 92 0-1 E7 47 G6-3 2B		B FF 89 B CH 78 B FF 88 C FF 89 B FF 88 4-1 BB				2	1	1	0	1	0	2
47 Shelley Duncan, R (1, 10) OBP: 0.247, SLG: 0.370		B FF 91 S SL 83 S SL 85 S SL 87 1-3 ① K		D SL 86 S CH 83 B SL 89 X SL 84 2-1 ① G6-3 3-H		B FF 88 X FF 88 1-0 ③ P6				3	0	0	1	0	1	1
17 Shin-Soo Choo, L (1, 9) OBP: 0.318, SLG: 0.352		S SI 92 F SI 92 S SL 87 0-3 ② K		B SI 93 C SI 93 B SI 93 S SL 87 B SL 89 X SI 93 3-2 ② L6			B SL 78 C FF 88 X FF 87 1-1 20 L4-3 1B			3	0	1	0	0	1	0
20 Orlando Cabrera, R (1, 4) OBP: 0.272, SLG: 0.314		B SI 92 B CH 84 B FF 92 C FF 91 X SI 93 3-1 2B		S CH 85 X SL 81 0-1 ③ F7			1 SAFE 1 SAFE B FF 87 1 SAFE B FF 87 C FF 88 X FF 88 2-1 ①② L4-3 1-1			3	0	1	0	0	0	1
9 Jack Hannahan, L (1, 5) OBP: 0.312, SLG: 0.345		B SI 93 C SI 93 B SL 86 B SL 88 B SI 93 4-1 BB			C SL 84 S SL 86 C SL 82 0-3 ① K		B SL 79 C FF 89 C FF 89 X FF 90 1-2 ③ G6-3			2	0	0	0	1	1	0
6 Lou Marson, R (1, 2) OBP: 0.250, SLG: 0.278		B CH 83 B FF 94 B SI 94 C FF 92 C FF 93 X FF 93 3-2 ③ F9			C FF 92 B CH 84 B FF 91 B CH 82 F SI 92 F SL 83 B SI 92 4-2 23 CS BB			B SI 92 F SI 91 F SL 82 B SI 91 X SI 92 2-2 ① G6-3		2	0	0	0	1	0	2
Inning Stats	R: 0 E: 0 K: 1 S: 9 H: 1 LOB: 1 BB: 1 P: 16	R: 0 E: 0 K: 2 S: 12 H: 1 LOB: 2 BB: 1 P: 23	R: 0 E: 0 K: 2 S: 8 H: 0 LOB: 0 BB: 0 P: 13	R: 1 E: 1 K: 0 S: 9 H: 1 LOB: 0 BB: 0 P: 14	R: 0 E: 0 K: 2 S: 9 H: 0 LOB: 0 BB: 1 P: 15	R: 0 E: 0 K: 0 S: 9 H: 0 LOB: 1 BB: 1 P: 20	R: 0 E: 0 K: 0 S: 7 H: 1 LOB: 0 BB: 0 P: 11	R: 0 E: 0 K: 0 S: 8 H: 0 LOB: 1 BB: 1 P: 16		1B: 2 2B: 3 3B: 0 HR: 0	SF: 0 SAC: 0 DP: 2 HBP: 0			WP: 0 PB: 0 SB: 1 CS: 1	PA: 30	

BOTTOM

Minnesota Twins @ Cleveland Indians

Progressive Field, Cleveland, OH

Tue Jun 07 2011, 7:07 PM - 9:19 PM EDT

Att. 15,498 - Clear - 84 F

livebaseballscorecards.com

AB	25
R	1
H	4
RBI	1
BB	5
SO	7
LOB	11

PITCHER		IP	WLS	BF	H	R	ER	SO	BB	IBB	HBP	BLK	WP	HR	S	P	ERA	WHIP
47 Francisco Liriano, L ERA: 5.2	(1, 1)	5.0	L	19	3	1	0	7	3	0	0	0	0	0	47	81	0.00	1.200
44 Chuck James, L ERA:	(6, 1)	2.0		7	1	0	0	0	1	0	0	0	0	0	16	31	0.00	1.000
54 Phil Dumatrait, L ERA: 2.25	(8, 1)	1.0		4	0	0	0	0	1	0	0	0	0	0	8	16	0.00	1.000

PITCHER	IP	WLS	BF	H	R	ER	SO	BB	IBB	HBP	BLK	WP	HR	S	P	ERA	WHIP

Batter	1	2	3	4	5	6	7	8	9	10	AB	R	H	RBI	BB	SO	LOB
11 Ben Revere, L (1, 8) OBP: 0.323, SLG: 0.317	C FF 91 F FF 94 B SI 93 B SI 94 C SI 94 2-3 K ①		F SI 93 B SI 94 X SI 92 1-1 12 CS 2-H 1B			B SI 91 X SI 89 1-0 12 G4-3 12 S 33 2B 1B		B SI 93 B SI 93 X SI 89 2-0 F8 ①		B FF 94 C FF 94 B SL 81 B FF 94 X FF 94 3-1 E7 2-H 1B	5	1	3	2	0	1	0
12 Alexi Casilla, S (1, 6) OBP: 0.316, SLG: 0.329	X SI 93 0-0 F7 ②		1 SAFE C SI 91 B SI 92 B FF 90 2-1 CS ③ 1-2	B SL 86 T SI 90 B SI 91 X SI 93 2-1 F8 ①		S SI 90 M SI 92 X SI 92 0-2 G4-3 ① 1-3		C FF 90 B SI 94 B SI 91 X SI 93 2-1 5 G6-4-3 1B		C FF 92 C SL 82 F SL 83 X FF 94 0-2 P6 ③	5	0	1	0	0	0	2
5 Michael Cuddyer, R (1, 9) OBP: 0.315, SLG: 0.384	C SI 91 B SI 91 B SI 94 F FF 93 F SI 94 F SI 94 F SL 84 B SI 95 F SI 93 3-2 X FF 85 F9 ③			F SI 92 X FF 94 0-1 P4 ②		B SI 92 F SI 95 B SI 93 X SI 93 2-1 G6-3 ②		C SI 90 C SI 94 1 SAFE B SI 91 P PO 91 X SI 90 2-2 G6-4-3 ②③ 1-2f			4	0	0	0	0	0	2
33 Justin Morneau, L (1, 10) OBP: 0.286, SLG: 0.344		C SI 92 B SI 93 B SI 91 X FF 93 2-1 P6 ①		X SI 92 0-0 G6-3 ③		X SI 92 0-0 3-H 2B			B FF 91 B SL 81 X FF 91 2-0 F7 ①		4	0	1	1	0	0	0
21 Delmon Young, R (1, 7) OBP: 0.250, SLG: 0.271 18 Jason Repko, R (9, 7) OBP: 0.238, SLG: 0.179		C SI 92 B SL 88 S SL 88 F SI 94 T FF 93 1-2 K ②	F SI 90 X SI 93 0-1 G4-3 ①	B FF 91 B FF 89 X SI 92 2-0 G5-3 ③				B FF 92 F FF 91 X SL 84 1-1 F8 ②		4 0	0 0	0 0	0 0	0 0	1 0	1 0
22 Danny Valencia, R (1, 5) OBP: 0.285, SLG: 0.341		C SI 92 B FF 92 X SL 85 1-1 38 CS 1B	B SI 90 C SI 90 B SI 94 S SI 91 B FF 94 T SI 92 3-2 K ②				F SI 92 B SL 89 B SI 91 X SI 93 2-1 2B		C FF 92 C FF 92 B FF 92 S SL 83 1-3 K ③		4	0	2	0	0	2	0
38 Luke Hughes, R (1, 3) OBP: 0.298, SLG: 0.348		C SI 92 B SI 93 C SI 91 1-2 CS ③ 1-2	X SI 90 0-0 41 G1-3 11 1B 1B		B SI 95 X SI 94 1-0 20 1B 1B		C SI 92 S SL 90 X SL 85 0-2 L4 ①			C SL 82 B FF 93 S SL 82 X FF 94 1-2 L1-3 ①	4	1	2	0	0	0	1
20 Matt Tolbert, S (1, 4) OBP: 0.255, SLG: 0.320			1 SAFE X SI 90 0-0 L9 ①		C SI 90 B SL 88 B SI 91 B SI 93 X SI 91 3-1 1-3 1B		X SI 92 0-0 G6-3 ②			B FF 93 F FF 94 F FF 93 X FF 94 1-2 G5-3 ②	4	0	1	0	0	0	2
41 Drew Butera, R (1, 2) OBP: 0.188, SLG: 0.234			B SI 92 C SI 91 X SI 92 1-1 G1-3 ② 1-2		X SI 90 0-0 L8 ③		B FF 90 F SL 86 B SI 90 S SI 90 D SI 93 X SI 91 3-2 G5-3 ③			B FF 95 F FF 94 F FF 93 B CH 85 B FF 93 X FF 95 3-2 11 E 2B	4	1	1	0	0	0	4
Inning Stats	R: 0 H: 0 E: 0 LOB: 0 K: 1 BB: 0 S: 11 P: 16	R: 0 H: 1 E: 0 LOB: 0 K: 1 BB: 0 S: 10 P: 15	R: 1 H: 2 E: 0 LOB: 0 K: 0 BB: 0 S: 7 P: 11	R: 0 H: 0 E: 0 LOB: 0 K: 0 BB: 0 S: 5 P: 7	R: 0 H: 2 E: 0 LOB: 2 K: 1 BB: 0 S: 9 P: 16	R: 1 H: 2 E: 0 LOB: 1 K: 0 BB: 0 S: 8 P: 13	R: 0 H: 1 E: 0 LOB: 1 K: 0 BB: 0 S: 9 P: 14	R: 0 H: 1 E: 0 LOB: 0 K: 0 BB: 0 S: 7 P: 12	R: 0 H: 0 E: 0 LOB: 0 K: 1 BB: 0 S: 6 P: 10	R: 1 H: 2 E: 1 LOB: 1 K: 0 BB: 0 S: 15 P: 23	1B: 8 2B: 3 3B: 0 HR: 0	SF: 0 SAC: 0 DP: 1 HBP: 0					

PITCHER		IP	WLS	BF	H	R	ER	SO	BB	IBB	HBP	BLK	WP	HR	S	P	ERA	WHIP
63 Justin Masterson, R ERA: 3.18	(1, 1)	8.0		30	9	2	2	3	0	0	0	0	0	0	66	104	2.25	1.125
49 Tony Sipp, L ERA: 2.42	(9, 1)	1.0		3	0	0	0	1	0	0	0	0	0	0	6	10	0.00	0.000
54 Chris Perez, R ERA: 2.7	(10, 1)	1.0	L	5	2	1	1	0	0	0	0	0	0	0	15	23	9.00	2.000

PITCHER	IP	WLS	BF	H	R	ER	SO	BB	IBB	HBP	BLK	WP	HR	S	P	ERA	WHIP

TOP

Minnesota Twins @ Cleveland Indians

Progressive Field, Cleveland, OH

Wed Jun 08 2011, 12:07 PM - 2:55 PM EDT

Att. 15,849 - Sunny - 90 F

livebaseballscorecards.com

AB	38
R	3
H	11
RBI	3
BB	0
SO	4
LOB	12

1B: 8	SF: 0	WP: 0	PA: 40
2B: 3	SAC: 0	PB: 0	
3B: 0	DP: 1	SB: 1	
HR: 0	HBP: 0	CS: 2	

Minnesota Twins @ Cleveland Indians

Progressive Field, Cleveland, OH

Wed Jun 08 2011, 12:07 PM - 2:55 PM EDT

Att. 15,849 - Sunny - 90 F

livebaseballscorecards.com

BOTTOM

Batter	1	2	3	4	5	6	7	8	9	10	AB	R	H	RBI	BB	SO	LOB
23 Michael Brantley, L (1, 7) OBP: 0.363, SLG: 0.423	C SI 87 B FS 82 X SI 89 1-1 13 CS 1B		C SL 84 B CH 83 X SI 91 1-1 13 HBP 1B		F SI 90 F CH 81 X FF 90 0-2 ② F9		B CH 80 C CH 80 C SI 91 X CH 84 1-2 1-3 1B		B SI 93 F SI 92 C SI 93 X SL 88 1-2 ③ P2		5	0	3	0	0	0	2
13 Asdrúbal Cabrera, S (1, 6) OBP: 0.353, SLG: 0.532	B CH 80 C SI 88 1 SAFE B CH 81 1 SAFE B SI 88 F SI 89 S SI 89 3-3 ① ② K 1-2		B CH 83 1 SAFE 1 SAFE C SI 90 H SI 90 2-1 1-2 HBP		B CH 82 D SI 90 X SI 91 2-0 ③ G4-3		F CH 80 B SI 91 B SI 90 X CH 81 2-1 ③ G3			B CH 80 X SI 91 1-0 ① F9	4	0	0	0	0	1	4
24 Grady Sizemore, L (1, 8) OBP: 0.308, SLG: 0.545	C SI 89 X SI 89 0-1 ③ G4-3		B CH 82 F CH 81 B SI 91 X SI 91 2-1 ③ P6			C SI 90 X SL 82 0-1 HR		B SL 80 B SL 80 X FF 90 2-0 ① L3		B SL 80 X SL 79 1-0 ② P6	5	1	1	1	0	0	2
41 Carlos Santana, S (1, 3) OBP: 0.362, SLG: 0.386		B CH 80 B SI 90 F SI 90 C SI 90 X CH 81 2-2 ① F8		B SI 90 B SI 90 B SI 90 C SI 90 F SI 90 B FS 83 4-2 17 G3 BB		F SI 90 S SI 87 F FS 85 B SI 90 B SI 90 X SI 90 2-2 ① P1		C FF 89 B FF 90 B SL 80 F SI 90 X FF 90 2-2 ② G6-3		C SI 92 B SI 94 B FF 92 X SI 93 2-1 2B	4	0	1	0	1	0	0
17 Shin-Soo Choo, L (1, 9) OBP: 0.316, SLG: 0.353		C SI 89 B SI 90 X FS 85 1-1 7 F8 2B		1 SAFE F SI 90 B SI 91 F CH 82 B CH 80 X CH 80 2-2 ① G3 1-2		X CH 82 0-0 ② G3-1		B SL 79 C FF 89 S SL 81 X SL 81 1-2 ③ F9		B SL 81 B SL 80 B SI 92 T SI 92 C SI 93 X SL 81 3-2 ③ G1-3	5	0	1	0	0	0	2
7 Matt LaPorta, R (1, 10) OBP: 0.308, SLG: 0.446		C SI 89 B SI 91 B SI 90 B CH 83 S FS 83 X SI 90 3-2 ② F8 2-3		S CH 83 F CH 83 F SI 90 F CH 83 S CH 80 0-3 ② K		C SI 91 B SI 90 X FS 85 1-1 ③ L4			C SI 92 X SL 86 0-1 ① G6-3		4	0	0	0	0	1	2
35 Cord Phelps, S (1, 4)		X SI 90 0-0 ③ G4-3		S CH 82 S CH 82 D CH 80 S CH 82 1-3 ③ K			C SI 91 B SI 90 B CH 81 F SI 90 X CH 81 2-2 ① G4-3		C SI 92 F SI 93 F SI 95 F FF 94 B SI 94 B SL 88 X SI 94 2-2 ② F7		4	0	0	0	0	1	2
9 Jack Hannahan, L (1, 5) OBP: 0.316, SLG: 0.367			C SI 90 B SI 89 C SI 90 B SI 90 F SI 91 B SI 92 X SI 91 3-2 ① G3		X FS 84 0-0 1B		B SI 90 F SI 91 B SI 90 X SI 91 2-1 ② G1-3		C SI 92 B SI 93 B SI 93 X SI 93 2-1 HR		4	1	2	1	0	0	0
6 Lou Marson, R (1, 2) OBP: 0.266, SLG: 0.293			S X SI 91 0-1 ② G6-3		B SI 89 1 SAFE S FS 84 L SI 88 B SI 89 F CH 83 F SI 91 X SI 90 2-2 ① F7		F SI 91 X SI 90 0-1 23 1B 1B		F SI 93 S SL 87 B SL 87 X SL 86 1-2 1B		4	0	2	0	0	0	1
Inning Stats	R: 0 H: 1 E: 0 LOB: 0 K: 1 BB: 0 S: 7 P: 11	R: 0 H: 1 E: 0 LOB: 1 K: 0 BB: 0 S: 9 P: 15	R: 0 H: 1 E: 0 LOB: 2 K: 0 BB: 0 S: 11 P: 19	R: 0 H: 0 E: 0 LOB: 1 K: 2 BB: 1 S: 13 P: 20	R: 0 H: 1 E: 0 LOB: 0 K: 0 BB: 0 S: 10 P: 14	R: 1 H: 1 E: 0 LOB: 0 K: 0 BB: 0 S: 9 P: 12	R: 0 H: 2 E: 0 LOB: 2 K: 0 BB: 0 S: 12 P: 19	R: 0 H: 0 E: 0 LOB: 0 K: 0 BB: 0 S: 7 P: 12	R: 1 H: 2 E: 0 LOB: 1 K: 0 BB: 0 S: 15 P: 21	R: 0 H: 1 E: 0 LOB: 1 K: 0 BB: 0 S: 7 P: 14	1B: 6 SF: 0 2B: 3 SAC: 0 3B: 0 DP: 1 HR: 2 HBP: 1						WP: 0 PA: 41 PB: 0 SB: 0 CS: 1

	AB	39
	R	2
	H	10
	RBI	2
	BB	1
	SO	3
	LOB	15

PITCHER		IP	WLS	BF	H	R	ER	SO	BB	IBB	HBP	BLK	WP	HR	S	P	ERA	WHIP
48 Carl Pavano, R ERA: 4.54	(1, 1)	7.0		29	7	1	1	3	1	0	1	0	0	1	71	110	1.29	1.143
50 Jose Mijares, L ERA: 4.5	(8, 1)	1.0	H	3	0	0	0	0	0	0	0	0	0	0	7	12	0.00	0.000
55 Matt Capps, R ERA: 4.5	(9, 1)	1.0	W	5	2	1	1	0	0	0	0	0	0	1	15	21	9.00	2.000
54 Phil Dumatrait, L ERA: 2.0	(10, 1)	1.0	S	4	1	0	0	0	0	0	0	0	0	0	7	14	0.00	1.000

PITCHER	IP	WLS	BF	H	R	ER	SO	BB	IBB	HBP	BLK	WP	HR	S	P	ERA	WHIP

Cleveland Indians @ New York Yankees

Yankee Stadium, Bronx, NY

Fri Jun 10 2011, 7:09 PM - 10:41 PM EDT

Att. 45,679 - Partly Cloudy - 80 F

livebaseballscorecards.com

Batter	1	2	3	4	5	6	7	8	9	AB	R	H	RBI	BB	SO	LOB
23 Michael Brantley, L (1, 7) OBP: 0.360, SLG: 0.418	B SI 92 C FF 94 F SI 93 X FF 95 1-2 F8		B CU 82 F FF 94 C FF 95 X CU 84 1-2 G4-3		B CU 80 X FF 94 1-0 FC3-6 1-2f 2-3 3-H		C SI 92 B FF 92 F CU 79 F CU 83 S SI 94 1-3 K		B SI 86 C SI 91 B SL 84 X FF 92 2-1 24 1B 13 1B 41 1B 1B	5	1	1	1	0	1	4
13 Asdrúbal Cabrera, S (1, 6) OBP: 0.350, SLG: 0.526	C FF 94 C CU 79 X FF 94 0-2 G3-1			B FF 93 B FF 92 F FF 93 B FF 94 S FF 94 X FF 95 3-2 G3-1	B CU 80 1 SAFE X SI 94 1-0 G4-3			C FF 91 S CH 84 B CH 86 B FF 92 X CH 85 2-2 G4-3	S SL 82 D CU 68 B CH 81 F SI 92 B SL 83 X FF 93 3-2 41 1B 24 1B 17 BB 1-2 1B	5	1	1	0	0	0	2
24 Grady Sizemore, L (1, 8) OBP: 0.311, SLG: 0.536	C FF 94 F FF 94 S CU 81 0-3 K			C CU 80 S CH 86 X FF 94 0-2 P4		S SI 91 F CH 85 B CH 87 S CU 82 1-3 K		B FF 92 B FF 92 B FF 92 B FF 91 4-0 7 BB 17 BB 35 BB BB	C FF 93 B FF 93 X CH 84 1-1 17 BB 41 1B 7 1B 1-2 2-3 1B	4	2	1	0	1	2	0
41 Carlos Santana, S (1, 2) OBP: 0.367, SLG: 0.404		B SI 93 B FF 92 C SI 92 F FF 94 X CU 80 2-2 F9		B SI 96 B FF 94 C SI 94 F CH 87 B CU 82 B FF 95 4-2 BB		C CU 80 X CH 86 0-1 HR		C FF 91 X FF 91 0-1 P5	C SL 83 X SL 82 0-1 17 BB 7 1B 1-2 2-3 3-H 1B	4	2	2	2	1	0	1
17 Shin-Soo Choo, L (1, 9) OBP: 0.318, SLG: 0.348		B FF 93 B SI 92 X FF 92 2-0 F9		X SI 93 0-0 G3		C FF 92 B SI 92 X SI 91 1-1 G4-3		B FF 92 B FF 91 F FF 90 S FF 90 B CH 84 B CH 84 4-2 35 BB 7 BB 1-2 BB	D FF 89 F FF 87 B CH 80 B FF 87 B FF 87 4-1 7 1B 1-2 2-3 3-H BB	3	0	0	1	2	0	1
7 Matt LaPorta, R (1, 3) OBP: 0.315, SLG: 0.447		S FF 94 B SI 95 B CU 79 F SI 94 S SL 85 2-3 K			F FF 92 B SL 85 X SI 93 1-1 9 BB 35 1B 23 FC3-6 1B	B CU 79 B FF 92 C SI 92 X FF 93 2-1 F9		B FF 91 B SL 84 B FF 91 B FF 90 4-0 35 BB 1-2 2-3 BB	S FC 91 X FC 91 0-1 1-2 2-H 3-H 1B	4	1	2	2	1	1	0
35 Cord Phelps, S (1, 10) OBP: 0.222, SLG: 0.125			C SI 93 B CH 86 X FF 93 1-1 G6-3		D SI 92 X FF 93 1-0 23 FC3-6 9 BB 1-2 1B		C SI 90 C CU 77 S CU 80 0-3 K	B FF 90 B FF 90 C FF 91 B FF 90 B FF 90 4-1 1-2 2-3 3-H BB	B FC 92 X FC 92 1-0 F4	4	0	1	1	1	1	2
20 Orlando Cabrera, R (1, 4) OBP: 0.267, SLG: 0.308 8 Adam Everett, R (8, 4) OBP: 0.309, SLG: 0.240			S SI 94 X SI 95 0-1 G5-3		C CU 81 C CU 82 F CU 83 F FF 95 S CU 83 0-3 K		X FF 92 0-0 G5-3	C SI 89 F SL 80 F SL 82 C FF 92 0-3 K	S FC 91 X FC 92 0-1 P3	4 1	0 0	0 0	0 0	0 0	2 0	5 2
9 Jack Hannahan, L (1, 5) OBP: 0.325, SLG: 0.374			C FF 95 B CU 80 X FF 94 1-1 2B		B CU 80 F CH 88 B CH 87 B SI 94 C FF 95 F FF 95 B SI 95 4-2 23 FC3-6 1-2 2-3 BB		B SI 90 C FF 92 C CU 78 B CU 82 B FF 93 B SI 93 4-2 BB		B FF 91 C FF 89 F CH 80 S SL 84 1-3 K	2	0	1	0	2	1	0
Inning Stats	R: 0 E: 0 K: 1 S: 9 H: 0 LOB: 0 BB: 0 P: 10	R: 0 E: 0 K: 1 S: 7 H: 0 LOB: 0 BB: 0 P: 13	R: 0 E: 0 K: 0 S: 9 H: 1 LOB: 1 BB: 0 P: 12	R: 0 E: 0 K: 0 S: 9 H: 0 LOB: 1 BB: 1 P: 16	R: 1 E: 0 K: 1 S: 13 H: 2 LOB: 2 BB: 1 P: 21	R: 1 E: 0 K: 1 S: 9 H: 1 LOB: 0 BB: 0 P: 13	R: 0 E: 0 K: 2 S: 10 H: 0 LOB: 1 BB: 1 P: 15	R: 1 E: 0 K: 1 S: 12 H: 0 LOB: 3 BB: 4 P: 30	R: 4 E: 0 K: 1 S: 18 H: 5 LOB: 2 BB: 1 P: 30	1B: 7 2B: 1 3B: 0 HR: 1 SF: 0 SAC: 0 DP: 0 HBP: 0						

	AB	36
	R	7
	H	9
	RBI	7
	BB	8
	SO	8
	LOB	17

WP: 0 PB: 0 SB: 0 CS: 0 PA: 44

PITCHER		IP	WLS	BF	H	R	ER	SO	BB	IBB	HBP	BLK	WP	HR	S	P	ERA	WHIP
47 Iván Nova, R ERA: 4.3	(1, 1)	7.0	W	28	4	2	2	6	3	0	0	0	0	1	66	100	2.57	1.000
53 Kevin Whelan, R ERA: 13.5	(8, 1)	0.2		6	0	1	1	0	4	0	0	0	0	0	8	26	13.50	6.000
53 Amauri Sanit, R ERA: 12.86	(8, 1)	0.2		6	4	4	4	2	0	0	0	0	0	0	16	23	54.00	6.000
39 Lance Pendleton, R ERA: 2.45	(9, 1)	0.0		1	0	0	0	0	1	0	0	0	0	0	1	5	∞	∞
42 Mariano Rivera, R ERA: 1.85	(9, 1)	0.2		3	1	0	0	0	0	0	0	0	0	0	5	6	0.00	1.500

PITCHER		IP	WLS	BF	H	R	ER	SO	BB	IBB	HBP	BLK	WP	HR	S	P	ERA	WHIP

BOTTOM

Cleveland Indians @ New York Yankees

Yankee Stadium, Bronx, NY

Fri Jun 10 2011, 7:09 PM - 10:41 PM EDT

Att. 45,679 - Partly Cloudy - 80 F

livebaseballscorecards.com

Batter	1	2	3	4	5	6	7	8	9	AB	R	H	RBI	BB	SO	LOB
2 Derek Jeter, R (1, 6) OBP: 0.327, SLG: 0.328	B SI 93 B SI 93 B FF 93 B FF 91 4-0 13 BB 14 S 24 1B BB	F SL 86 B SI 92 X SI 93 1-1 ② G5-3	B SI 92 C SL 85 B SI 92 X SI 92 2-1 ③ G6-3		B FF 93 B FF 95 C FF 95 X FF 95 2-1 ③ G4-3 2-3		B SI 91 X FC 89 1-0 25 2B 1-3 2B	C FF 91 B SI 89 C SL 80 X FF 91 1-2 ② G4-3		5	2	1	0	1	0	3
14 Curtis Granderson, L (1, 8) OBP: 0.346, SLG: 0.593	B SI 92 C FF 91 B SI 92 C FF 91 B CH 84 S SI 92 3-3 ① K 1-2	C CH 87 B CH 87 X SI 93 1-1 HR		B CH 86 C CH 85 C SL 85 X SL 86 1-2 ① G5-3		B CH 84 C FF 93 C SI 93 X SL 84 1-2 24 S 24 E 2B	B SI 91 B FC 89 B FC 89 B SI 91 4-0 25 2B BB	B SL 80 X SI 89 1-0 ③ G4-3		5	3	2	1	1	1	1
25 Mark Teixeira, S (1, 3) OBP: 0.367, SLG: 0.538	B SI 93 B CH 85 B SI 92 B FF 93 4-0 24 1B 13 BB 33 SF7 BB	H SI 94 1-0 13 FC5-4 HBP		C CH 86 B SL 86 B SI 94 S CH 86 B SL 84 S CH 86 3-3 ② K		B FF 95 B FF 92 B FF 94 B FF 94 4-1 24 S BB	B FC 89 C SI 92 X SI 91 1-1 13 2B 1-H 2-H 3-H 2B			2	2	1	3	2	1	0
13 Alex Rodriguez, R (1, 5) OBP: 0.356, SLG: 0.500 26 Eduardo Núñez, R (7, PR) OBP: 0.259, SLG: 0.345 (8, 5)	C SI 93 B SI 92 B SL 84 B SI 92 F FF 92 B SL 85 4-2 24 1B 20 1B 1-2 2-3 BB	B SL 88 X SL 87 1-0 ③ FC5-4 1-2f		B SL 84 B SI 94 X SL 85 2-0 HR		C FF 95 X SL 85 0-1 ① F8	C SI 91 X SI 92 0-1 33 WP 2-H 2B			4 0	2 0	2 0	2 0	1 0	0 0	3 0
24 Robinson Canó, L (1, 4) OBP: 0.323, SLG: 0.506	B CH 84 F SI 94 F CH 86 D CH 86 F SI 93 B SI 93 F SI 93 X SI 94 3-2 20 1B 1-2 2-3 3-H 1B		C CH 84 B SI 94 X SI 92 1-1 20 1B 11 2B 1B	X CH 86 0-0 1B		B SI 93 B SI 93 F FF 95 B FF 96 F SI 93 S SI 93 3-3 ② K 1-2 2-H	B FC 90 B FC 89 B FC 89 B FF 92 4-0 33 WP BB			4	1	3	1	1	1	1
33 Nick Swisher, S (1, 9) OBP: 0.343, SLG: 0.345	B SI 86 F SI 94 X SI 94 1-1 ② SF7 3-H		B SI 92 C CH 85 B CH 86 B SI 93 X SI 92 3-1 ① L4	B SI 92 D SI 92 F FF 93 B CH 85 X SI 93 3-1 ③ G4-3		B FF 94 S FF 93 S SI 95 B SI 96 D SL 85 B SI 94 4-2 BB	F FF 91 B FC 89 F CH 81 B CU 79 F FC 87 D CH 81 B FC 88 4-2 1-2 2-3 BB			2	0	0	1	2	0	2
20 Jorge Posada, S (1, 10) OBP: 0.319, SLG: 0.373	C SI 93 C CH 87 B FF 93 B SL 87 F SI 93 X CH 85 2-2 1-3 2-H 1B		X SI 92 0-0 11 2B 1-2 1B		C SI 95 B FF 94 C SI 95 B SL 85 X FF 95 2-2 ① 1B	C FC 87 B FF 90 C FC 88 B CU 77 F FC 85 S SI 92 2-3 ③ K	B FF 84 B FF 90 B FF 90 C FF 88 C FF 91 S SL 86 3-3 ② K			5	0	3	1	0	2	5
11 Brett Gardner, L (1, 7) OBP: 0.340, SLG: 0.385	C SI 93 B SI 93 X SI 93 1-1 ③ G4-3		B SI 92 B SI 91 X SI 92 2-0 1-3 2-H 2B		B FF 95 C FF 94 F CH 86 B FF 94 B SI 93 X FF 93 3-2 2 S 17 S 1B		C FC 87 C CH 80 X CU 76 0-2 ① G4-3 B FF 86 C FF 90 F FF 87 B FF 86 X FF 86 2-2 ③ F7			5	0	2	1	0	0	5
17 Francisco Cervelli, R (1, 2) OBP: 0.283, SLG: 0.341		C SI 91 B SL 84 F SI 92 B SL 86 B SI 94 X SI 92 3-2 ① G5-3	B SI 92 B SI 90 X FF 91 2-0 ② F9		B FF 95 F FF 94 B FF 94 B FF 94 X FF 92 3-1 ② P3 1-2		B FC 88 B FC 88 C SI 90 C SI 91 X FC 88 2-2 2 2B 25 2B 1B	B FF 90 B SI 89 X SI 88 2-0 ① L9		5	1	1	0	0	0	3
Inning Stats	R: 3 E: 0 K: 1 S: 18 H: 2 LOB: 2 BB: 3 P: 40	R: 1 E: 0 K: 0 S: 8 H: 1 LOB: 1 BB: 0 P: 15	R: 1 E: 0 K: 0 S: 9 H: 3 LOB: 2 BB: 0 P: 19	R: 1 E: 0 K: 1 S: 10 H: 2 LOB: 1 BB: 0 P: 19	R: 0 E: 0 K: 0 S: 10 H: 2 LOB: 1 BB: 0 P: 20	R: 1 E: 1 K: 2 S: 15 H: 1 LOB: 2 BB: 2 P: 29	R: 4 E: 0 K: 1 S: 20 H: 4 LOB: 3 BB: 3 P: 41	R: 0 E: 0 K: 0 S: 5 H: 0 LOB: 0 BB: 0 P: 9		1B: 8 2B: 5 3B: 0 HR: 2 SF: 1 SAC: 0 DP: 0 HBP: 1					

	AB	37
	R	11
	H	15
	RBI	10
	BB	8
	SO	5
	LOB	23

WP: 1 PA: 47
PB: 0
SB: 5
CS: 0

PITCHER		IP	WLS	BF	H	R	ER	SO	BB	IBB	HBP	BLK	WP	HR	S	P	ERA	WHIP
55 Roberto Hernandez, R ERA: 5.71	(1, 1)	4.0	L	24	8	6	6	2	3	0	1	0	0	2	45	93	13.50	2.750
56 Frank Herrmann, R ERA: 6.89	(5, 1)	1.2		9	3	1	0	1	2	0	0	0	0	0	21	43	0.00	3.000
37 Chad Durbin, R ERA: 6.67	(6, 1)	0.2		9	4	4	4	1	3	0	0	0	1	0	18	36	54.00	10.500
53 Rafael Perez, L ERA: 1.11	(7, 1)	0.2		2	0	0	0	1	0	0	0	0	0	0	6	11	0.00	0.000
38 Joe Smith, R ERA: 1.42	(8, 1)	1.0		3	0	0	0	0	0	0	0	0	0	0	5	9	0.00	0.000

PITCHER		IP	WLS	BF	H	R	ER	SO	BB	IBB	HBP	BLK	WP	HR	S	P	ERA	WHIP

Cleveland Indians @ New York Yankees

Yankee Stadium, Bronx, NY

Sat Jun 11 2011, 1:09 PM - 3:58 PM EDT

Att. 47,048 - Cloudy - 65 F

TOP

livebaseballscorecards.com

Batter	1	2	3	4	5	6	7	8	9	AB	R	H	RBI	BB	SO	LOB
23 Michael Brantley, L (1, 7) OBP: 0.358, SLG: 0.415	B FF 92 C FF 92 F SI 90 F FF 94 B SI 92 C SI 92 2-3 ① K		X FF 92 0-0 1B			C SI 90 B FF 95 X FF 92 1-1 ① F8		C FC 95 C FC 95 F KC 81 B FF 94 F FC 96 D KC 82 B KC 79 C FC 95 3-3 ① K		4	0	1	0	0	2	2
13 Asdrúbal Cabrera, S (1, 6) OBP: 0.345, SLG: 0.518	B FF 93 S SI 93 C SI 91 S FF 94 1-3 ② K		1 SAFE 1 SAFE B SI 88 X SI 88 1-0 ③ G3			C SI 92 C FF 94 B SL 86 C FF 95 1-3 ② K		C KC 80 B FF 94 S KC 80 F KC 82 C FC 95 1-3 ② K 1-2 2-3		4	0	0	0	0	3	3
24 Grady Sizemore, L (1, 8) OBP: 0.309, SLG: 0.523	B SI 94 B FF 93 B FF 91 B SI 91 4-0 BB			X SI 91 0-0 ① P4		C FF 91 B FF 96 F SI 93 S FF 96 1-3 ③ K		B KC 82 B FC 95 C FC 95 F KC 82 S KC 81 2-3 ③ K		3	0	0	0	1	2	2
41 Carlos Santana, S (1, 3) OBP: 0.361, SLG: 0.396	B SL 83 C CH 83 C SI 88 X SI 88 1-2 ③ G4-3			B SI 92 F SI 91 X FF 90 1-1 ② P6			B SI 90 B FF 92 S SI 91 C SI 90 C SI 90 2-3 ① K		C FF 92 X FF 91 0-1 ① F7	4	0	0	0	0	1	1
17 Shin-Soo Choo, L (1, 9) OBP: 0.313, SLG: 0.342		B FF 91 C FF 92 C FF 93 F FF 95 B SL 84 X SI 91 2-2 ① G4-3		C SI 91 B FF 94 S FF 89 F SI 91 B FF 94 X SL 85 2-2 ③ F9			C SI 90 B SI 91 F FF 94 F SI 91 X CH 85 1-2 ② G3-1		B SI 93 C FF 91 F SI 92 F SL 81 C SL 79 1-3 ② K	4	0	0	0	0	1	0
7 Matt LaPorta, R (1, 10) OBP: 0.314, SLG: 0.443		B FF 94 C SI 91 B SI 92 X SI 92 2-1 ② G5-3			C SI 90 B SI 94 X SI 90 1-1 ① F7		C FF 92 S FC 93 X FF 94 0-2 1B		C FF 93 X FF 92 0-1 ③ P3	4	0	1	0	0	0	0
35 Cord Phelps, S (1, 4) OBP: 0.167, SLG: 0.091		B SI 92 C FF 93 F FF 90 X SI 92 1-2 ③ F8			C SL 84 T SL 84 B SI 91 B FF 94 X CH 83 2-2 ② G3		C FF 93 S KC 82 S KC 82 0-3 ③ K			3	0	0	0	0	1	1
9 Jack Hannahan, L (1, 5) OBP: 0.330, SLG: 0.385			C FF 91 C FF 93 B FF 95 X FF 92 1-2 ① F8		X SL 83 0-0 2B			F FC 93 B FC 94 X FF 94 1-1 13 BLK 6 1B 1B		3	0	2	0	0	0	0
6 Lou Marson, R (1, 2) OBP: 0.269, SLG: 0.295			C SI 91 F FF 95 C SI 91 0-3 ② K		X SI 92 0-0 ③ G4-3			C KC 80 S FF 93 X KC 82 0-2 13 BLK 1-2 1B		3	0	1	0	0	1	1
Inning Stats	R: 0 H: 0 E: 0 LOB: 1 K: 2 BB: 1 S: 10 P: 18	R: 0 H: 0 E: 0 LOB: 0 K: 0 BB: 0 S: 9 P: 14	R: 0 H: 1 E: 0 LOB: 1 K: 1 BB: 0 S: 8 P: 10	R: 0 H: 0 E: 0 LOB: 0 K: 0 BB: 0 S: 7 P: 10	R: 0 H: 1 E: 0 LOB: 1 K: 0 BB: 0 S: 7 P: 10	R: 0 H: 0 E: 0 LOB: 0 K: 2 BB: 0 S: 8 P: 11	R: 0 H: 1 E: 0 LOB: 1 K: 2 BB: 0 S: 13 P: 16	R: 0 H: 2 E: 0 LOB: 2 K: 3 BB: 0 S: 17 P: 24	R: 0 H: 0 E: 0 LOB: 0 K: 1 BB: 0 S: 8 P: 9	1B: 4 SF: 0 2B: 1 SAC: 0 3B: 0 DP: 0 HR: 0 HBP: 0						

	AB	32
	R	0
	H	5
	RBI	0
	BB	1
	SO	11
	LOB	10

PITCHER	IP	WLS	BF	H	R	ER	SO	BB	IBB	HBP	BLK	WP	HR	S	P	ERA	WHIP
40 Bartolo Colon, R (1, 1) ERA: 3.1	6.2	W	23	2	0	0	6	1	0	0	0	0	0	56	83	0.00	0.450
30 David Robertson, R (7, 1) ERA: 1.44	1.1	H	7	3	0	0	4	0	0	0	1	0	0	23	30	0.00	2.250
48 Boone Logan, L (9, 1) ERA: 3.45	1.0		3	0	0	0	1	0	0	0	0	0	0	8	9	0.00	0.000

PITCHER	IP	WLS	BF	H	R	ER	SO	BB	IBB	HBP	BLK	WP	HR	S	P	ERA	WHIP

WP: 0 PA: 33
PB: 0
SB: 0
CS: 0

Batter	1	2	3	4	5	6	7	8	9	AB	R	H	RBI	BB	SO	LOB
2 Derek Jeter, R (1, 6) OBP: 0.323, SLG: 0.323	B SI 90 X SI 91 1-0 G5-3 ①		C FF 90 B SL 86 F SI 92 S CH 80 1-3 K ③			F SL 82 B FF 89 X FF 90 1-1 F9 ①		S FF 92 C FF 92 B FF 92 F FF 92 C FF 94 1-3 K ①		4	0	0	0	0	2	0
14 Curtis Granderson, L (1, 8) OBP: 0.344, SLG: 0.600	B SI 88 X SI 87 1-0 G3 ②			C SI 86 F CH 79 S SI 91 0-3 K ①		C FF 88 C CH 80 B SL 85 B SI 92 X SI 89 2-2 HR		F SI 92 B FF 91 B SI 92 X SI 92 2-1 L8 ②		4	1	1	1	0	1	0
25 Mark Teixeira, S (1, 3) OBP: 0.369, SLG: 0.549	B SI 88 B SI 89 C CH 82 F CH 77 B FF 90 B SI 88 4-2 BB			B FF 91 B FF 90 X SI 90 2-0 P5 ②		C CH 81 B FF 90 S SI 92 B FF 89 X CH 80 2-2 F9 ②		B FF 91 B FF 91 X SI 91 2-0 HR		3	1	1	1	1	0	0
13 Alex Rodriguez, R (1, 5) OBP: 0.359, SLG: 0.511 26 Eduardo Núñez, R (9, 5) OBP: 0.259, SLG: 0.345	S FF 91 B FC 91 F SI 91 F SI 93 S CH 78 1-3 K ③			B FF 91 X SI 92 1-0 HR		H SI 88 1-0 24 E HBP		C FF 92 S SL 81 B FF 91 S FF 92 1-3 K ③		3 0	1 0	1 0	1 0	0 0	2 0	1 0
24 Robinson Canó, L (1, 4) OBP: 0.323, SLG: 0.502		C SI 87 F SI 87 B FF 90 F FF 90 F CH 79 B FF 90 B SI 93 B SI 90 4-2 20 G3-6-3 BB		B FF 91 C SI 89 S CH 80 B SI 91 F SI 90 X SL 83 2-2 E4		1 SAFE C SL 84 D SL 85 F FF 85 X SL 85 1-2 F7 ③ 1-2				2	0	0	0	1	0	1
33 Nick Swisher, S (1, 9) OBP: 0.343, SLG: 0.345		C SI 88 B FF 89 B CH 78 F SI 89 X FF 90 2-2 F7 ①		B SI 88 X FF 90 1-0 G3 ③			B FF 89 B FF 85 C FF 89 C FF 85 B FF 86 X FF 90 3-2 20 1B 20 E 1B			3	1	1	0	0	0	2
20 Jorge Posada, S (1, 10) OBP: 0.319, SLG: 0.373		X FF 91 0-0 G3-6-3 ② ③ 1-2f			B FF 90 B SI 91 B SI 86 C SI 88 X SI 88 3-1 P5 ①		X FF 89 0-0 E9 11 CS 1-H 1B			3	0	1	0	0	0	1
11 Brett Gardner, L (1, 7) OBP: 0.345, SLG: 0.395			C SI 86 X FF 86 0-1 17 CS 1B		B FF 89 C SI 86 B CH 79 B SI 90 X SI 88 3-1 17 CS 2B		M FF 85 2 SAFE F SL 84 X FF 86 0-2 G4-3 ① ② 2-3			3	0	2	0	0	0	1
17 Francisco Cervelli, R (1, 2) OBP: 0.265, SLG: 0.318			1 SAFE 1 SAFE C SI 89 P PO 82 1 SAFE P PO 86 B FF 90 F SI 90 C SI 92 3-3 K ① ② 1-2		T FF 90 B SL 83 B CH 80 X FF 89 2-1 G6-3 ② ③ 2-3		B FF 85 C FF 84 B FF 86 X FF 85 2-1 F9 ③			3	0	0	0	0	1	2
Inning Stats	R: 0 E: 0 K: 1 S: 8 H: 0 LOB: 1 BB: 1 P: 15	R: 0 E: 0 K: 0 S: 8 H: 0 LOB: 0 BB: 1 P: 14	R: 0 E: 0 K: 2 S: 10 H: 1 LOB: 0 BB: 0 P: 12	R: 1 E: 1 K: 1 S: 10 H: 1 LOB: 1 BB: 0 P: 16	R: 0 E: 0 K: 0 S: 6 H: 1 LOB: 0 BB: 0 P: 14	R: 1 E: 1 K: 0 S: 11 H: 1 LOB: 1 BB: 0 P: 18	R: 1 E: 1 K: 0 S: 9 H: 2 LOB: 0 BB: 0 P: 14	R: 1 E: 0 K: 2 S: 10 H: 1 LOB: 0 BB: 0 P: 16								

PITCHER		IP	WLS	BF	H	R	ER	SO	BB	IBB	HBP	BLK	WP	HR	S	P	ERA	WHIP
51 Mitch Talbot, R ERA: 4.01	(1, 1)	5.2	L	22	4	2	2	4	2	0	1	0	0	2	50	85	3.18	1.059
53 Rafael Perez, L ERA: 1.4	(6, 1)	1.1		5	2	1	1	0	0	0	0	0	0	0	12	18	6.75	1.500
52 Vinnie Pestano, R ERA: 1.64	(8, 1)	1.0		4	1	1	1	2	0	0	0	0	0	1	10	16	9.00	1.000

PITCHER	IP	WLS	BF	H	R	ER	SO	BB	IBB	HBP	BLK	WP	HR	S	P	ERA	WHIP

BOTTOM

Cleveland Indians @ New York Yankees

Yankee Stadium, Bronx, NY

Sat Jun 11 2011, 1:09 PM - 3:58 PM EDT

Att. 47,048 - Cloudy - 65 F

livebaseballscorecards.com

AB	28
R	4
H	7
RBI	3
BB	2
SO	6
LOB	8

1B: 3	SF: 0	WP: 0	PA: 31
2B: 1	SAC: 0	PB: 0	
3B: 0	DP: 1	SB: 0	
HR: 3	HBP: 1	CS: 3	

Cleveland Indians @ New York Yankees

Yankee Stadium, Bronx, NY

Sun Jun 12 2011, 1:10 PM - 4:20 PM EDT

Att. 46,791 - Cloudy - 65 F

livebaseballscorecards.com

TOP

Batter	1	2	3	4	5	6	7	8	9	AB	R	H	RBI	BB	SO	LOB
23 Michael Brantley, L (1, 8) OBP: 0.351, SLG: 0.406	B FF 86 B SI 87 C SI 88 B SL 81 X SI 87 3-1 ① P5		B CU 70 B SI 88 X SI 88 2-0 ② G4-3		C FF 88 C SL 84 B SI 89 F FS 82 X SL 81 1-2 ② G1-3		B CU 72 B SI 88 C SL 80 X SL 83 2-1 ② G3-1 3-H		C FF 91 B FF 91 F FF 91 C FF 93 1-3 ① K	5	0	0	1	0	1	0
13 Asdrúbal Cabrera, S (1, 6) OBP: 0.350, SLG: 0.523	C SI 87 X CU 70 0-1 ② G4-3		X SI 88 0-0 24 S 2B		X CU 72 0-0 24 S 1B		X SL 83 0-0 41 E 24 BB 1B		C FF 91 B CH 84 X FF 91 1-1 ② G3-1	5	0	3	0	0	0	0
24 Grady Sizemore, L (1, 10) OBP: 0.326, SLG: 0.523	X SI 87 0-0 1B		B FS 80 B SI 90 C CU 74 B SL 84 D CH 80 4-1 2-3 BB		1 SAFE B SL 83 F CH 83 1 SAFE S SI 89 S CH 82 1-3 ③ K 1-2		B SL 79 B SL 78 B FF 92 C FF 92 B FF 93 4-1 41 E 1-2 BB		B FF 90 C FF 92 B FF 92 B FF 91 C FF 91 F FF 92 F FF 91 B CH 84 4-2 BB	2	0	1	0	3	1	1
41 Carlos Santana, S (1, 2) OBP: 0.353, SLG: 0.386	C CU 71 1 SAFE B FS 79 S FS 80 C CH 81 1-3 ③ K		X CU 72 0-0 ③ F7			B SI 86 T SL 80 C CU 73 B FS 80 X FS 79 2-2 ① F7	C SL 80 F FF 92 X SL 82 0-2 FC5 1-2 2-3		C FF 91 X FF 91 0-1 ③ F7	5	0	0	0	0	1	6
17 Shin-Soo Choo, L (1, 9) OBP: 0.316, SLG: 0.346		C CU 69 B FF 87 C CH 80 B FS 81 C SL 84 2-3 ① K		B SI 86 F CU 72 B SL 82 X CU 72 2-1 20 S 2B		B SI 89 B SL 85 B FS 84 B SI 88 4-0 7 S BB	B SL 79 F FF 94 S SL 80 D SL 81 X SL 80 2-2 ③ L6			3	0	1	0	1	1	3
7 Matt LaPorta, R (1, 3) OBP: 0.313, SLG: 0.439		C SI 89 B SI 89 C SL 80 B FS 80 X SL 79 2-2 ② P6		C CU 71 B SI 89 X SL 82 1-1 ① P4		B SI 89 B SL 83 C SI 90 C SI 90 S FS 80 2-3 ② K 1-2		B SI 89 B SI 92 X SI 91 2-0 20 FC6-4 1B		4	0	1	0	0	1	2
20 Orlando Cabrera, R (1, 4) OBP: 0.267, SLG: 0.307		C FF 88 X CH 80 0-1 26 S 1B		C SL 80 S SL 82 2 SAFE D FS 81 B SL 84 S FS 81 2-3 ② K 2-3		X SI 90 0-0 ③ F9		B FF 90 C SL 86 X SI 91 1-1 ① FC6-4 1-2f		4	0	1	0	0	1	3
26 Austin Kearns, R (1, 7) OBP: 0.290, SLG: 0.280		C SI 89 B SI 88 B SL 81 F FS 78 S FS 81 2-3 ③ K 1-2		B FS 80 X SL 83 1-0 ③ G6-3			S SL 78 B SI 88 F SI 88 B SI 88 B SI 89 X SL 84 3-2 9 G3-1 23 G3-1 2B	C SI 91 C SI 91 B FF 90 S SI 90 1-3 ② K		4	1	1	0	0	2	3
9 Jack Hannahan, L (1, 5) OBP: 0.323, SLG: 0.376			C SI 86 B SI 88 X SL 83 1-1 ① F7		B SI 87 C SL 81 B CU 72 F SI 88 X FS 80 2-2 ① G3		C SL 82 F FS 80 B SI 88 B FS 81 X SL 81 2-2 ① G3-1 2-3	C SI 90 X SL 85 0-1 ③ F7		4	0	0	0	0	0	2

	AB	36
	R	1
	H	8
	RBI	1
	BB	4
	SO	8
	LOB	20

Inning Stats																				
	R: 0	H: 1	R: 0	H: 1	R: 0	H: 1	R: 0	H: 1	R: 0	H: 1	R: 0	H: 0	R: 1	H: 2	R: 0	H: 1	R: 0	H: 0	1B: 5	SF: 0	WP: 0	PA: 40
	E: 0	LOB: 1	E: 0	LOB: 1	E: 0	LOB: 2	E: 0	LOB: 1	E: 0	LOB: 1	E: 0	LOB: 1	E: 1	LOB: 3	E: 0	LOB: 1	E: 0	LOB: 1	2B: 3	SAC: 0	PB: 0	
	K: 1	BB: 0	K: 2	BB: 0	K: 0	BB: 1	K: 1	BB: 0	K: 1	BB: 0	K: 1	BB: 1	K: 0	BB: 1	K: 1	BB: 0	K: 1	BB: 1	3B: 0	DP: 0	SB: 5	
	S: 8	P: 12	S: 11	P: 17	S: 6	P: 13	S: 8	P: 14	S: 11	P: 15	S: 7	P: 15	S: 16	P: 29	S: 8	P: 12	S: 11	P: 17	HR: 0	HBP: 0	CS: 0	

PITCHER		IP	WLS	BF	H	R	ER	SO	BB	IBB	HBP	BLK	WP	HR	S	P	ERA	WHIP
36 Freddy Garcia, R ERA: 3.6	(1, 1)	6.2	W	29	7	1	1	6	2	0	0	0	0	0	60	102	1.35	1.350
48 Boone Logan, L ERA: 3.38	(7, 1)	0.1		3	0	0	0	0	1	0	0	0	0	0	7	13	0.00	3.000
38 Luis Ayala, R ERA: 1.4	(8, 1)	1.0		4	1	0	0	1	0	0	0	0	0	0	8	12	0.00	1.000
53 Kevin Whelan, R ERA: 5.4	(9, 1)	1.0		4	0	0	0	1	1	0	0	0	0	0	11	17	0.00	1.000

PITCHER	IP	WLS	BF	H	R	ER	SO	BB	IBB	HBP	BLK	WP	HR	S	P	ERA	WHIP

BOTTOM

Cleveland Indians @ New York Yankees

Yankee Stadium, Bronx, NY

Sun Jun 12 2011, 1:10 PM - 4:20 PM EDT

Att. 46,791 - Cloudy - 65 F

livebaseballscorecards.com

Batter	1	2	3	4	5	6	7	8	9	AB	R	H	RBI	BB	SO	LOB
2 Derek Jeter, R (1, 6) OBP: 0.324, SLG: 0.324 26 Eduardo Núñez, R (8, PR) OBP: 0.259, SLG: 0.345 (9, 6)	B CH 82 B FF 85 B FF 86 C FF 85 X FF 87 3-1 F8 ①		B FF 85 B FF 86 2 SAFE C FF 86 B FC 84 X FF 86 3-1 F9 ① 2-3		L SI 86 B FF 87 B FC 84 X FF 87 2-1 14 1B / 13 2B 1B 2-H	B SL 85 S FF 95 F FF 95 B SL 85 S FF 94 2-3 K ②		B FF 91 B FC 88 B FC 88 C FF 90 X FC 89 3-1 14 WP / 14 2B 1B 3-H		5 1 2 2 0 1 1 0 1 0 0 0 0 0					
14 Curtis Granderson, L (1, 8) OBP: 0.353, SLG: 0.611	C FF 87 S CH 82 B CU 74 F FC 84 F CU 74 X CH 82 1-2 25 BB 1B		B FF 88 B FC 84 X SI 86 2-0 SF9 ② 3-H		C SI 87 D CU 73 1 SAFE X FC 82 1-1 13 2B 1B 1-2	B FF 95 B FF 94 C FF 95 B SI 93 X SI 93 3-1 1B		B FC 88 B FF 91 B SI 90 C FF 90 X FF 91 3-1 13 1B 2B 1-H		4 2 4 2 0 0 0						
25 Mark Teixeira, S (1, 3) OBP: 0.366, SLG: 0.539	1 SAFE B CH 84 D FC 84 B FF 87 C FF 85 B CH 81 4-1 BB 1-2		F CH 83 B CU 74 B FC 85 X FF 88 2-1 G3 ③		B SI 86 X CH 82 1-0 F5 ①	B SI 94 1 SAFE X SI 93 1-0 G4-3 ③		B CH 81 C FC 88 X FC 88 1-1 F9 ①		4 0 0 0 1 0 5						
13 Alex Rodriguez, R (1, 5) OBP: 0.363, SLG: 0.518 17 Francisco Cervelli, R (9, 5) OBP: 0.265, SLG: 0.318	C SI 87 C CH 82 B CU 75 S FC 83 1-3 K ②			B SI 86 X FC 83 1-0 20 1B / 33 1B 1B	F SI 88 S FC 83 X CU 75 0-2 24 1B 2B 1-H 2-H		C FF 92 B FF 91 X FF 92 1-1 G5-3 ① 2-H	F FC 89 B SI 90 B FC 88 C FC 88 B SI 90 X FC 88 3-2 1B		5 1 3 3 0 1 2 0 0 0 0 0 0 0						
24 Robinson Canó, L (1, 4) OBP: 0.324, SLG: 0.500	B FF 87 C FC 83 F CH 81 F FF 88 F CU 74 C CU 75 1-3 K ③			X SI 85 0-0 L8 ①	B SI 88 B CH 83 X FC 84 2-0 33 1B / 20 SF7 1B 2-H		B FF 92 B FF 92 F FF 92 X FF 92 2-1 33 BB 1B	C CH 81 X CH 83 0-1 F7 ②		5 1 2 1 0 1 4						
33 Nick Swisher, S (1, 9) OBP: 0.350, SLG: 0.350 27 Chris Dickerson, L (8, 9) OBP: 0.412, SLG: 0.467		C FF 85 X CH 80 0-1 G3-1 ①		D FC 84 X CH 82 1-0 20 1B 1B 1-2	B CH 81 B SI 84 X FF 85 2-0 55 FC6-4 1B 1-3		C SL 81 C CH 82 B SL 82 B SL 82 B SL 82 B FF 93 4-2 BB 1-2	C CH 82 S CH 82 D CH 84 D CU 79 S CH 81 2-3 K ③		3 0 2 0 1 0 0 1 0 0 0 0 1 1						
20 Jorge Posada, S (1, 10) OBP: 0.323, SLG: 0.378		B CH 78 C SI 86 X FC 84 1-1 55 G6-4-3 1B		B CH 81 F FF 86 B CU 71 F SI 87 D CU 76 X CH 82 3-2 55 G5-4-3 1B 1-2 2-3	X SI 85 0-0 SF7 ② 3-H		D FF 92 F FF 93 F FF 92 X SL 83 1-2 F8 ②			3 0 2 1 0 0 2						
55 Russell Martin, R (1, 2) OBP: 0.338, SLG: 0.429		B FF 87 X FC 82 1-0 G6-4-3 ②③ 1-2f		B FC 83 X FC 83 1-0 G5-4-3 ②③ 1-2f	C FC 83 C FF 84 D CU 75 X FC 82 1-2 FC6-4 ③ 1-2f		C SL 82 F SL 81 B FF 92 S SL 83 1-3 K ③			4 0 0 0 0 1 7						
11 Brett Gardner, L (1, 7) OBP: 0.353, SLG: 0.425			C FF 85 S CH 81 B SI 88 X CU 74 1-2 2 F9 / 14 SF9 2B		B CU 72 C CH 80 X FC 83 1-1 2 1B 2B	F SI 94 B SI 94 B FF 94 X FF 92 2-1 L6 ①		X SI 88 0-0 2 1B 3B		4 3 3 0 0 0 0						
Inning Stats	R: 0 E: 0 K: 2 S: 16 H: 1 LOB: 2 BB: 1 P: 26	R: 0 E: 0 K: 0 S: 5 H: 1 LOB: 0 BB: 0 P: 7	R: 1 E: 0 K: 0 S: 8 H: 1 LOB: 0 BB: 0 P: 16	R: 0 E: 0 K: 0 S: 7 H: 3 LOB: 2 BB: 0 P: 13	R: 5 E: 0 K: 0 S: 16 H: 6 LOB: 1 BB: 0 P: 26	R: 0 E: 0 K: 1 S: 8 H: 1 LOB: 1 BB: 0 P: 16	R: 0 E: 0 K: 1 S: 12 H: 1 LOB: 2 BB: 1 P: 21	R: 3 E: 0 K: 1 S: 15 H: 4 LOB: 1 BB: 0 P: 27		1B: 13 2B: 4 3B: 1 HR: 0 SF: 2 SAC: 0 DP: 2 HBP: 0		WP: 1 PB: 0 SB: 0 CS: 0 PA: 42				

PITCHER		IP	WLS	BF	H	R	ER	SO	BB	IBB	HBP	BLK	WP	HR	S	P	ERA	WHIP
43 Josh Tomlin, R ERA: 4.14	(1, 1)	5.0	L	26	12	6	6	2	1	0	0	0	0	0	52	88	10.80	2.600
56 Frank Herrmann, R ERA: 6.48	(6, 1)	1.0		4	1	0	0	1	0	0	0	0	0	0	8	16	0.00	1.000
49 Tony Sipp, L ERA: 2.33	(7, 1)	1.0		5	1	0	0	1	1	0	0	0	0	0	12	21	0.00	2.000
37 Chad Durbin, R ERA: 7.39	(8, 1)	1.0		7	4	3	3	1	0	0	0	0	1	0	15	27	27.00	4.000

PITCHER	IP	WLS	BF	H	R	ER	SO	BB	IBB	HBP	BLK	WP	HR	S	P	ERA	WHIP

Batter	1	2	3	4	5	6	7	8	9	AB	R	H	RBI	BB	SO	LOB
24 Grady Sizemore, L (1, 10) OBP: 0.324, SLG: 0.522	B FF 93 X FF 93 1-0 ① P5		B SI 92 B CH 88 F SI 93 B CH 89 X FF 94 3-1 2B		F FF 93 B FF 93 B FF 92 X FF 92 2-1 ③ G3-1			F FF 92 1 SAFE S KC 82 C KC 83 0-3 ① K		4	0	1	0	0	1	1
41 Carlos Santana, S (1, 3) OBP: 0.348, SLG: 0.379	X FF 94 0-0 ② F7		C KC 81 F KC 82 B KC 83 S KC 82 1-3 ③ K			C FF 92 B CH 88 B KC 82 X SI 93 2-1 ① G3		C KC 82 B SI 92 X KC 83 1-1 ② F7		4	0	0	0	0	1	2
23 Michael Brantley, L (1, 8) OBP: 0.353, SLG: 0.414	C FF 94 B FF 93 X SI 93 1-1 ③ G6-3			B KC 81 C FF 92 B FF 92 X SI 93 2-1 13 1B 3B		X FF 93 0-0 ② F8		B CH 88 B FF 92 B SI 93 C FF 92 F FF 93 D KC 83 4-2 1-2 BB		3	1	1	0	1	0	0
13 Asdrúbal Cabrera, S (1, 6) OBP: 0.348, SLG: 0.519		C FF 92 B KC 83 B CH 90 B SI 93 F FF 93 F SI 94 F FF 94 X SI 93 3-2 ① F7		F KC 82 C SI 93 B FF 92 X KC 83 1-2 17 WP 1B 3-H		C FF 92 B CH 88 X SI 93 1-1 ③ G3		B KC 79 B KC 79 C FC 93 F FC 94 X KC 81 2-2 ③ G3		4	0	1	1	0	0	2
17 Shin-Soo Choo, L (1, 9) OBP: 0.315, SLG: 0.345		B SI 95 C SI 93 B KC 82 X CH 88 2-1 28 G4-3 1B		C FF 93 B FF 93 1 SAFE F KC 83 S KC 85 1-3 ① K 1-2			B FF 92 X SI 92 1-0 ① G4-3		C FC 93 F FC 94 B FC 94 S KC 81 1-3 ① K2-3	4	0	1	0	0	2	1
28 Travis Buck, L (1, 7) OBP: 0.293, SLG: 0.372		1 SAFE B FF 92 1 SAFE S SI 92 1 SAFE B FF 93 1 SAFE S CH 88 D CH 89 3-2 ② G4-3 X SI 84 1-2		C CH 88 B SI 93 S CH 89 X KC 82 1-2 ② L9			C FF 92 B KC 82 B FF 93 S CH 88 S KC 84 2-3 K 35 G4-3		C FC 94 X KC 80 0-1 ② G5-3	4	0	0	0	0	1	2
35 Cord Phelps, S (1, 4) OBP: 0.133, SLG: 0.071 20 Orlando Cabrera, R (8, 4) OBP: 0.265, SLG: 0.306		S KC 82 C KC 82 B KC 81 S KC 82 1-3 ③ K		C SI 90 S KC 84 S KC 83 0-3 ③ K			X SI 94 0-0 ② G4-3 1-2		C FC 92 B FC 93 B FC 93 F FF 93 X KC 81 2-2 ③ L7	3 1	0 0	0 0	0 0	0 0	2 0	3 0
9 Jack Hannahan, L (1, 5) OBP: 0.319, SLG: 0.370			F FF 92 F CH 88 S KC 83 0-3 ① K		C FF 92 B SI 91 C SI 93 F FF 92 F KC 83 C KC 82 1-3 ① K		C FF 94 S FF 92 X KC 84 0-2 ③ L8			3	0	0	0	0	2	1
6 Lou Marson, R (1, 2) OBP: 0.271, SLG: 0.297			X FF 93 0-0 ② F9		B KC 82 B FF 93 B SI 93 C FF 93 X FF 93 3-1 ② G6-3			B SI 91 B FF 92 S SI 92 F SI 92 B FF 92 X SI 93 3-2 23 BB 1B		3	0	1	0	0	0	0
Inning Stats	R: 0 E: 0 K: 0 S: 4 H: 0 LOB: 0 BB: 0 P: 6	R: 0 E: 0 K: 1 S: 13 H: 1 LOB: 1 BB: 0 P: 22	R: 0 E: 0 K: 2 S: 9 H: 1 LOB: 1 BB: 0 P: 13	R: 1 E: 0 K: 2 S: 14 H: 2 LOB: 1 BB: 0 P: 19	R: 0 E: 0 K: 1 S: 9 H: 0 LOB: 0 BB: 0 P: 15	R: 0 E: 0 K: 0 S: 5 H: 0 LOB: 0 BB: 0 P: 8	R: 0 E: 0 K: 1 S: 8 H: 0 LOB: 1 BB: 0 P: 11	R: 0 E: 0 K: 1 S: 13 H: 1 LOB: 2 BB: 1 P: 23	R: 0 E: 0 K: 1 S: 8 H: 0 LOB: 0 BB: 0 P: 11	1B: 3 2B: 1 3B: 1 HR: 0	SF: 0 SAC: 0 DP: 0 HBP: 0			WP: 2 PB: 0 SB: 0 CS: 0	PA: 34		

PITCHER	IP	WLS	BF	H	R	ER	SO	BB	IBB	HBP	BLK	WP	HR	S	P	ERA	WHIP
34 A.J. Burnett, R (1, 1) ERA: 4.09	7.2	L	30	5	1	1	8	1	0	0	0	2	0	72	112	1.17	0.783
30 David Robertson, R (8, 1) ERA: 1.37	1.1		4	0	0	0	1	0	0	0	0	0	0	11	16	0.00	0.000

PITCHER	IP	WLS	BF	H	R	ER	SO	BB	IBB	HBP	BLK	WP	HR	S	P	ERA	WHIP

TOP

Cleveland Indians @ New York Yankees

Yankee Stadium, Bronx, NY

Mon Jun 13 2011, 7:11 PM - 9:59 PM EDT

Att. 43,551 - Cloudy - 67 F

livebaseballscorecards.com

AB	33
R	1
H	5
RBI	1
BB	1
SO	9
LOB	12

Batter	1	2	3	4	5	6	7	8	9	AB	R	H	RBI	BB	SO	LOB
2 Derek Jeter, R (1, 6) OBP: 0.324, SLG: 0.324	B FF 93 X SI 91 1-0 25 BB 14 1B 1B	B CH 86 B CH 85 B SI 91 C SI 90 S CH 84 X CH 85 3-2 ② FC5 1-2 2-3f			X SI 90 0-0 ① F9		C CU 78 X CU 78 0-1 ③ G5-3			3	0	1	0	0	0	2
26 Eduardo Núñez, R (6, 6) OBP: 0.254, SLG: 0.339										1	0	0	0	0	0	0
14 Curtis Granderson, L (1, 8) OBP: 0.351, SLG: 0.605	C SI 92 F SI 92 D CH 87 X CH 85 1-2 25 BB 1B	B SI 93 B CH 86 C SI 92 B FF 92 F CH 86 F CH 86 F FF 93 X CU 79 3-2 ③ F7			B CU 77 X SI 90 1-0 ② G3			B FF 92 B FF 92 X FF 91 2-0 ① G4-3		4	0	1	0	0	0	2
25 Mark Teixeira, S (1, 3) OBP: 0.368, SLG: 0.534	B SI 91 B SI 92 C SI 91 D CH 86 B SI 92 4-1 1-2 2-3 BB		B CU 77 F FF 92 B CH 86 F SL 85 B FF 92 B CH 85 4-2 24 1B BB		C CH 85 C SI 91 S CU 80 0-3 ③ K			B FF 92 B FF 92 F FF 91 X FF 92 2-1 ② F8		2	0	0	0	2	1	0
13 Alex Rodriguez, R (1, 5) OBP: 0.362, SLG: 0.511	F SI 92 X CU 78 0-1 ① F8		B SI 92 F SI 91 C FF 92 B SL 83 B SL 83 X SI 91 3-2 ① F9			F FF 91 T CU 81 S SL 82 0-3 ① K		C SL 81 C FF 94 B FF 93 B FF 94 B FF 94 B FF 94 4-2 BB		3	0	0	0	1	1	4
24 Robinson Canó, L (1, 4) OBP: 0.327, SLG: 0.500	C SI 92 F CU 79 B SI 93 F CU 79 F SI 92 S CH 86 1-3 ② K		X FF 91 0-0 1-2 33 G4-6-3 1B			X SI 92 0-0 1B		X FF 94 0-0 ③ L5		4	0	2	0	0	1	4
33 Nick Swisher, S (1, 9) OBP: 0.344, SLG: 0.343	C CU 80 B SI 92 X CH 86 1-1 ③ G6-3		B CH 84 X SI 89 1-0 ②③ G4-6-3 1-2f			B CH 85 B SI 91 B SI 90 X SI 90 3-0 ② L4			C FF 95 B FF 94 S SL 82 C SL 84 1-3 ① K	4	0	0	0	0	1	6
20 Jorge Posada, S (1, 10) OBP: 0.321, SLG: 0.375		X FF 91 0-0 2 FC5 11 BB 1B		B CU 78 C FF 89 C CU 77 X SI 90 1-2 ① F8		B CH 86 B SI 91 X CH 84 2-0 ③ G3			B FF 95 B FF 94 F SL 94 C FF 94 C FF 95 2-3 ② K	4	0	1	0	0	1	1
11 Brett Gardner, L (1, 7) OBP: 0.351, SLG: 0.418		B FF 91 B FF 91 B CH 84 C FF 90 B FF 91 4-1 2 FC5 1-2 BB		B SI 91 X FF 91 1-0 ② F9			B CH 84 B SI 91 B FF 91 C FF 91 F FF 90 L FF 91 3-3 ① K		B FF 94 B FF 92 C FF 94 F FF 94 T FF 94 2-2 ③ K	3	0	0	0	1	2	0
17 Francisco Cervelli, R (1, 2) OBP: 0.250, SLG: 0.298		C CU 78 2 SAFE L SI 90 C CU 77 0-3 ① K		C CU 81 S SI 91 B SI 92 S CU 77 1-3 ③ K			B SL 83 C CU 81 C CU 78 B FF 93 S SL 82 2-3 ② K			3	0	0	0	0	3	2
Inning Stats	R: 0 H: 2 E: 0 LOB: 3 K: 1 BB: 1 S: 14 P: 22	R: 0 H: 1 E: 0 LOB: 2 K: 1 BB: 1 S: 13 P: 23	R: 0 H: 1 E: 0 LOB: 1 K: 0 BB: 1 S: 7 P: 15	R: 0 H: 0 E: 0 LOB: 0 K: 1 BB: 0 S: 7 P: 10	R: 0 H: 0 E: 0 LOB: 0 K: 1 BB: 0 S: 5 P: 6	R: 0 H: 1 E: 0 LOB: 1 K: 1 BB: 0 S: 6 P: 11	R: 0 H: 0 E: 0 LOB: 0 K: 2 BB: 0 S: 8 P: 13	R: 0 H: 0 E: 0 LOB: 1 K: 0 BB: 1 S: 6 P: 14	R: 0 H: 0 E: 0 LOB: 0 K: 3 BB: 0 S: 9 P: 14	1B: 5 SF: 0 2B: 0 SAC: 0 3B: 0 DP: 1 HR: 0 HBP: 0						

PITCHER	IP	WLS	BF	H	R	ER	SO	BB	IBB	HBP	BLK	WP	HR	S	P	ERA	WHIP
59 Carlos Carrasco, R (1, 1) ERA: 4.09	7.0	W	28	5	0	0	7	3	0	0	0	0	0	60	100	0.00	1.143
49 Tony Sipp, L (8, 1) ERA: 2.28	0.2	H	2	0	0	0	0	0	0	0	0	0	0	3	7	0.00	0.000
52 Vinnie Pestano, R (8, 1) ERA: 1.61	0.1	H	2	0	0	0	0	1	0	0	0	0	0	3	7	0.00	3.000
54 Chris Perez, R (9, 1) ERA: 2.59	1.0	S	3	0	0	0	3	0	0	0	0	0	0	9	14	0.00	0.000

PITCHER	IP	WLS	BF	H	R	ER	SO	BB	IBB	HBP	BLK	WP	HR	S	P	ERA	WHIP

BOTTOM

Cleveland Indians @ New York Yankees

Yankee Stadium, Bronx, NY

Mon Jun 13 2011, 7:11 PM - 9:59 PM EDT

Att. 43,551 - Cloudy - 67 F

livebaseballscorecards.com

AB	31
R	0
H	5
RBI	0
BB	4
SO	10
LOB	21

Cleveland Indians @ Detroit Tigers

Comerica Park, Detroit, MI

Tue Jun 14 2011, 7:08 PM - 9:30 PM EDT

Att. 28,128 - Partly Cloudy - 71 F

TOP

livebaseballscorecards.com

Batter	1	2	3	4	5	6	7	8	9	AB	R	H	RBI	BB	SO	LOB
24 Grady Sizemore, L (1, 10) OBP: 0.316, SLG: 0.507	C FF 92 B FF 94 F FF 94 F FF 97 C CU 78 1-3 ① K		B FF 95 B FF 96 C CH 85 F FF 95 S CH 87 2-3 ③ K			F FF 97 F FF 98 B CH 88 C CU 80 1-3 ③ K			C FF 95 S CH 87 S CH 87 0-3 ② K	4	0	0	0	0	4	0
41 Carlos Santana, S (1, 2) OBP: 0.350, SLG: 0.378	B FF 98 H FF 98 2-0 23 FC5-4 HBP			C FF 92 B CU 77 S CH 85 S FF 95 1-3 ① K			C FF 97 B CU 80 C CU 80 X CH 90 1-2 ① F8		B FF 97 S CH 86 F FF 96 X CU 80 1-2 1B	3	0	1	0	0	1	0
23 Michael Brantley, L (1, 8) OBP: 0.352, SLG: 0.408	1 SAFE C FF 93 1 SAFE B FF 94 X CH 85 1-1 ② FC5-4 1-2f			B FF 91 S CH 86 B CU 77 C FF 95 F FF 95 B FF 96 F FF 96 S CH 87 3-3 ② K			B FF 98 C FF 97 C CU 81 B FF 99 B CU 81 B FF 99 4-2 13 G3-6 BB		B FF 96 X FF 96 1-0 ③ G4-3	3	0	0	0	1	1	2
13 Asdrúbal Cabrera, S (1, 6) OBP: 0.345, SLG: 0.513	B FF 93 1 SAFE S FF 96 S CH 87 S CU 80 1-3 ③ K			C FF 96 B FF 97 C CU 78 X CH 89 1-2 ③ G4-3			B CH 88 X CH 86 1-0 ② ③ G3-6 1-2f			3	0	0	0	0	1	2
17 Shin-Soo Choo, L (1, 9) OBP: 0.311, SLG: 0.340		F FF 93 B FF 94 B CH 86 X FF 92 2-1 ① F8			B CU 76 F FF 94 C FF 95 B CU 80 B CU 78 C FF 96 3-3 ① K			C CU 79 S FF 97 X CU 81 0-2 ① G5-3		3	0	0	0	0	1	0
20 Orlando Cabrera, R (1, 4) OBP: 0.266, SLG: 0.306		X FF 92 0-0 ② G6-3			B FF 96 X CU 79 1-0 ② G5-3			F CU 80 X FF 98 0-1 7 FC6-4 1B		3	0	1	0	0	0	0
28 Travis Buck, L (1, 7) OBP: 0.284, SLG: 0.360		S FF 91 F FF 95 B CH 85 S CH 86 1-3 ③ K			F FF 96 B CU 78 C CU 79 X FF 96 1-2 ③ F8			S CH 86 1 SAFE B CH 86 S CH 87 1 SAFE F CU 80 F CU 81 S CH 87 1-3 ② K		3	0	0	0	0	2	1
7 Matt LaPorta, R (1, 3) OBP: 0.308, SLG: 0.432			F FF 91 B CH 83 C CU 77 F CU 78 B CH 86 X CU 81 2-2 ① G6-3			B CU 78 F FF 94 S CH 87 F CH 88 X FF 95 1-2 ① F8		C CU 79 1 SAFE C CU 80 X SL 88 0-2 ③ FC6-4 1-2f		3	0	0	0	0	0	1
9 Jack Hannahan, L (1, 5) OBP: 0.314, SLG: 0.364			S FF 94 S CH 85 S CH 88 0-3 ② K			C FF 96 S FF 96 S FF 98 0-3 ② K			B CH 85 C FF 95 S CU 78 B FF 95 X FF 96 2-2 ① G6-3	3	0	0	0	0	2	0
Inning Stats	R: 0 E: 0 K: 2 S: 9 H: 0 LOB: 1 BB: 0 P: 14	R: 0 E: 0 K: 1 S: 6 H: 0 LOB: 0 BB: 0 P: 9	R: 0 E: 0 K: 2 S: 10 H: 0 LOB: 0 BB: 0 P: 14	R: 0 E: 0 K: 2 S: 11 H: 0 LOB: 0 BB: 0 P: 16	R: 0 E: 0 K: 1 S: 7 H: 0 LOB: 0 BB: 0 P: 12	R: 0 E: 0 K: 2 S: 10 H: 0 LOB: 0 BB: 0 P: 12	R: 0 E: 0 K: 0 S: 6 H: 0 LOB: 0 BB: 1 P: 12	R: 0 E: 0 K: 1 S: 13 H: 1 LOB: 1 BB: 0 P: 14	R: 0 E: 0 K: 1 S: 10 H: 1 LOB: 1 BB: 0 P: 14	1B: 2 2B: 0 3B: 0 HR: 0	SF: 0 SAC: 0 DP: 1 HBP: 1						

	AB	28
	R	0
	H	2
	RBI	0
	BB	1
	SO	12
	LOB	6

WP: 0 PA: 30
PB: 0
SB: 0
CS: 0

PITCHER		IP	WLS	BF	H	R	ER	SO	BB	IBB	HBP	BLK	WP	HR	S	P	ERA	WHIP
35 Justin Verlander, R ERA: 2.66	(1, 1)	9.0	W	30	2	0	0	12	1	0	1	0	0	0	82	117	0.00	0.333

PITCHER	IP	WLS	BF	H	R	ER	SO	BB	IBB	HBP	BLK	WP	HR	S	P	ERA	WHIP

Cleveland Indians @ Detroit Tigers

Comerica Park, Detroit, MI

Tue Jun 14 2011, 7:08 PM - 9:30 PM EDT

Att. 28,128 - Partly Cloudy - 71 F

livebaseballscorecards.com

BOTTOM

Batter	1	2	3	4	5	6	7	8	9	AB	R	H	RBI	BB	SO	LOB
14 Austin Jackson, R (1, 8) OBP: 0.319, SLG: 0.379	C SI 93 B SI 94 F SI 94 B FF 96 B SI 94 B SI 94 4-2 26 S BB		B SI 92 X SI 92 1-0 26 1B 32 E 24 SF8 1B	B SL 87 B SL 87 C SI 92 X SI 92 2-1 ① F9		C SI 90 B SL 83 1 SAFE C CH 86 B SL 86 X SI 93 2-2 ② G6-3 1-2		B SL 81 X SI 89 1-0 ② 32 1B 1-3 1B		4	1	2	0	1	0	1
32 Don Kelly, L (1, 5) OBP: 0.296, SLG: 0.327	C SI 91 X SI 93 0-1 ① F7		F SI 92 X SI 93 0-1 E4 24 SF8 26 1B 12 1B 1-2	B SI 93 F SI 91 C SL 87 X SL 88 1-2 ② F7		B SI 89 B SL 83 X SI 89 2-0 ③ F7		X SL 82 0-0 29 FC4-6 1-2 1B		5	1	1	0	0	0	3
26 Brennan Boesch, L (1, 9) OBP: 0.342, SLG: 0.457 29 Danny Worth, R (8, 4) OBP: 0.429, SLG: 0.474	B SI 94 B SI 92 B SL 83 B SI 93 4-0 1-2 BB		X SL 87 0-0 12 1B 41 BB 13 SF8 1-2 2-3 1B	B SL 83 X SL 85 1-0 ③ G3-1			B SL 87 B CH 84 C SI 90 B SI 88 X FF 88 3-1 ① G4-3	B SL 81 B SI 90 C SL 80 X FF 90 2-1 ③ FC4-6 1-2f		3 1	1 0	1 0	0 0	1 0	0 0	0 2
24 Miguel Cabrera, R (1, 3) OBP: 0.441, SLG: 0.563	X SI 96 0-0 ② L9		X SI 94 0-0 ① SF8 2-3 3-H		C SI 95 B SI 94 B SI 93 B SL 86 B SI 94 4-1 12 S BB		X SI 92 0-0 41 1B 12 1B 1B			2	1	1	1	1	0	2
41 Victor Martinez, S (1, 10) OBP: 0.370, SLG: 0.497	B SI 94 X SL 86 1-0 ③ G4-3		D FF 90 B SI 92 B SL 88 F SI 94 B SI 92 4-1 39 BB 12 1B 1-2 BB		B SI 90 C CH 85 X SL 86 1-1 ① F8		B SI 90 B SL 85 F SI 90 F SI 90 X FF 89 2-2 12 1B 1-2 1B			3	0	1	0	1	0	3
12 Andy Dirks, L (1, 7) OBP: 0.319, SLG: 0.439		B SI 92 X SI 93 1-0 25 PB 39 S 1B	X SI 92 0-0 39 BB 1-2 2-3 3-H 1B		B SL 81 F SI 91 F SL 88 B SI 92 F SL 89 F SL 86 B SI 91 S SL 87 3-3 ② K 1-2		B SL 86 X SL 84 1-0 13 G4-6-3 1-2 2-H 1B			4	0	3	2	0	1	1
13 Alex Avila, L (1, 2) OBP: 0.355, SLG: 0.545		1 SAFE B SI 91 C SL 87 S SL 89 1 SAFE F FF 90 1 SAFE B SI 94 S SL 86 2-3 ① K	C SL 87 S FF 91 F FF 92 B SL 89 F SL 90 X SI 95 1-2 ② SF8 3-H		X SL 85 0-0 ③ F8		B FF 86 X FF 86 1-0 ② ③ G4-6-3 1-2f			3	0	0	1	0	1	4
39 Ramon Santiago, S (1, 6) OBP: 0.287, SLG: 0.333		B SI 92 1 SAFE B SI 91 C FF 92 1 SAFE F SI 94 C SL 88 2-3 ② K 1-2	B SI 94 B SI 92 F SI 93 B SI 94 B FF 93 4-1 1-2 2-3 BB			B SI 90 B SI 88 X SI 89 2-0 ① G3		B SI 89 X SI 89 1-0 ① G6-3		3	0	0	0	1	1	1
25 Ryan Raburn, R (1, 4) OBP: 0.236, SLG: 0.323 57 Casper Wells, R (8, 9) OBP: 0.304, SLG: 0.411		B SI 95 B SL 87 X SI 94 2-0 ③ G6-3 2-3	B SI 88 C SL 86 F SL 87 T SI 94 1-2 ③ K			B SL 86 X SI 92 1-0 14 G6-3 1B		F FF 92 F SI 92 X FF 93 0-2 14 1B 1B		3 1	0 0	1 1	0 0	0 0	1 0	4 0
Inning Stats	R: 0 E: 0 K: 0 S: 6 H: 0 LOB: 2 BB: 2 P: 15	R: 0 E: 0 K: 2 S: 9 H: 1 LOB: 1 BB: 0 P: 16	R: 3 E: 1 K: 1 S: 16 H: 3 LOB: 3 BB: 2 P: 27	R: 0 E: 0 K: 0 S: 6 H: 0 LOB: 0 BB: 0 P: 10	R: 0 E: 0 K: 1 S: 9 H: 0 LOB: 1 BB: 1 P: 17	R: 0 E: 0 K: 0 S: 6 H: 1 LOB: 1 BB: 0 P: 13	R: 1 E: 0 K: 0 S: 8 H: 3 LOB: 1 BB: 0 P: 15	R: 0 E: 0 K: 0 S: 8 H: 3 LOB: 2 BB: 0 P: 12		1B: 11 2B: 0 3B: 0 HR: 0 SF: 2 SAC: 0 DP: 1 HBP: 0						

	AB	32
	R	4
	H	11
	RBI	4
	BB	5
	SO	4
	LOB	21

PITCHER		IP	WLS	BF	H	R	ER	SO	BB	IBB	HBP	BLK	WP	HR	S	P	ERA	WHIP
63 Justin Masterson, R ERA: 3.16	(1, 1)	6.1	L	32	7	4	2	4	5	0	0	0	0	0	58	109	2.84	1.895
53 Rafael Perez, L ERA: 1.37	(7, 1)	0.2		2	1	0	0	0	0	0	0	0	0	0	2	4	0.00	1.500
38 Joe Smith, R ERA: 1.35	(8, 1)	1.0		5	3	0	0	0	0	0	0	0	0	0	8	12	0.00	3.000

PITCHER	IP	WLS	BF	H	R	ER	SO	BB	IBB	HBP	BLK	WP	HR	S	P	ERA	WHIP

Cleveland Indians @ Detroit Tigers

Comerica Park, Detroit, MI

Wed Jun 15 2011, 7:08 PM - 10:40 PM EDT

Att. 26,711 - Partly Cloudy - 73 F

TOP

livebaseballscorecards.com

Batter	1	2	3	4	5	6	7	8	9	AB	R	H	RBI	BB	SO	LOB
24 Grady Sizemore, L (1, 8) OBP: 0.312, SLG: 0.500	B FF 91 C FF 91 X FS 85 1-1 41 G6-3 1B		F FS 88 D FS 86 X FF 92 1-1 ① ② G3-6-1 1-2f	C SL 81 C FF 90 X SL 81 0-2 ② SF8 3-H		X SI 91 0-0 ① F8		X SL 80 0-0 ② G4-3 2-3		4	0	1	1	0	0	2
41 Carlos Santana, S (1, 3) OBP: 0.351, SLG: 0.376	C FF 90 D FS 86 F SI 90 X CU 77 1-2 ① ② G6-3 1-2f		B FF 93 B SI 89 B FF 93 B SI 92 4-0 BB	1 SAFE F FF 90 D CH 83 B CU 76 1 SAFE C FF 90 X FF 91 2-2 1-3 1B		C SI 91 B CU 77 S CU 77 S CU 80 1-3 ② K		C CH 86 X SL 82 0-1 ③ G1-3		4	0	1	0	1	1	2
23 Michael Brantley, L (1, 7) OBP: 0.345, SLG: 0.400	C FF 90 B CU 77 B FF 91 F SI 93 X CU 78 2-2 ③ G6-3		D FS 88 B FF 93 X SI 93 2-0 ③ G4-3	C FF 90 C SL 79 S CU 78 0-3 ③ K		C CU 79 X SI 92 0-1 ③ G4-3			B FF 91 B FF 91 B FF 92 C FF 90 F FF 91 C SL 82 3-3 ① K	5	0	0	0	0	2	3
13 Asdrúbal Cabrera, S (1, 6) OBP: 0.342, SLG: 0.507		X FS 87 0-0 ① F7		C FF 91 C FS 86 F FF 93 F CU 77 B SI 93 X CU 79 1-2 17 WP 7 1B 1B	X SI 91 0-0 ① L7		B CU 77 C CU 77 B SI 91 C SI 92 S CU 80 2-3 ① K		C CH 86 B CH 85 X FF 92 1-1 ② P4	5	1	1	0	0	1	0
17 Shin-Soo Choo, L (1, 9) OBP: 0.316, SLG: 0.343		B FS 87 B FS 88 B SI 90 C SI 89 S SI 90 X SI 90 3-2 ② L8		D FS 88 B FS 86 F FF 92 1 SAFE F SI 92 1 SAFE B FS 87 B SI 94 4-2 7 1B 20 1B 1-2 BB	B FF 91 B FF 92 B FF 92 C FF 90 X FF 91 3-1 20 2B 1B		B CU 80 X SI 92 1-0 E7 7 WP 7 G5-3 1B		B SL 81 C SI 92 B SI 93 B SL 81 C SI 92 X FF 92 3-2 ③ G4-3	4	3	2	0	1	0	0
7 Matt LaPorta, R (1, 10) OBP: 0.312, SLG: 0.433		B FF 91 B FF 91 C SI 92 F SI 92 B FF 93 X SI 92 3-2 20 1B 1B		F FS 88 F FS 88 B FS 88 F FF 94 X CU 80 1-2 9 SH1-4 20 1B 6 1B 1-2 2-H 1B	B CH 82 C SL 81 1 SAFE 1 SAFE D CU 75 F FF 91 F SL 82 1 SAFE B FF 92 3-3 ② F SL 81 1 SAFE F FF 90 F FF 92 F FF 91 1 SAFE S FF 90 K		S SL 86 B FF 96 B SL 87 X SL 87 2-2 ② G5-3 2-H			4	1	2	2	0	1	1
20 Orlando Cabrera, R (1, 4) OBP: 0.275, SLG: 0.318		C CU 78 X CU 77 0-1 1-2 1B		D FS 89 C SI 93 X SI 94 1-1 6 1B 9 SH1-4 24 SF8 1-2 2-H 1B	1 SAFE B CH 82 C FF 91 X SL 82 1-1 1-H 2B		B SI 97 F FF 95 X SI 96 1-1 ③ G6-3			4	1	3	2	0	0	0
9 Jack Hannahan, L (1, 5) OBP: 0.319, SLG: 0.366		B FF 92 B SI 94 X FF 93 2-0 ③ F7		L FS 87 X SI 94 0-1 ① SH1-4 1-2 2-3	C CU 75 B CU 77 B FF 92 B FF 92 B FF 91 4-1 BB			X FF 92 0-0 24 G4-3 6 SH2-4 1B		2	0	1	0	1	0	2
6 Lou Marson, R (1, 2) OBP: 0.288, SLG: 0.313			B FF 92 F SI 92 C FS 86 B FF 92 B FF 93 X FF 94 3-2 24 G3-6-1 1B	C SI 94 F SI 95 B FF 89 F FF 90 X FF 96 1-2 41 1B 2-3 3-H 1B	C CU 75 F CU 76 B FF 92 F CU 77 X CU 78 1-2 ③ F9			1 SAFE X CH 86 0-0 ① SH2-4 1-2		3	0	2	1	0	0	2
Inning Stats	R: 0 E: 0 K: 0 S: 8 H: 1 LOB: 0 BB: 0 P: 12	R: 0 E: 0 K: 0 S: 10 H: 2 LOB: 2 BB: 0 P: 18	R: 0 E: 0 K: 0 S: 6 H: 1 LOB: 1 BB: 1 P: 16	R: 4 E: 0 K: 1 S: 28 H: 5 LOB: 2 BB: 1 P: 38	R: 1 E: 0 K: 1 S: 18 H: 2 LOB: 2 BB: 1 P: 30	R: 0 E: 0 K: 1 S: 6 H: 0 LOB: 0 BB: 0 P: 7	R: 1 E: 1 K: 1 S: 9 H: 1 LOB: 0 BB: 0 P: 15	R: 0 E: 0 K: 0 S: 5 H: 1 LOB: 1 BB: 0 P: 5	R: 0 E: 0 K: 1 S: 8 H: 0 LOB: 0 BB: 0 P: 15	1B: 12 2B: 1 3B: 0 HR: 0 SF: 1 SAC: 2 DP: 2 HBP: 0						

	AB	35
	R	6
	H	13
	RBI	6
	BB	3
	SO	5
	LOB	12

WP: 2 PB: 0 SB: 0 CS: 0 PA: 41

PITCHER		IP	WLS	BF	H	R	ER	SO	BB	IBB	HBP	BLK	WP	HR	S	P	ERA	WHIP
31 Brad Penny, R ERA: 4.93	(1, 1)	3.1		18	8	4	4	0	2	0	0	0	1	0	43	73	10.80	3.000
49 Charlie Furbush, L ERA: 2.0	(4, 1)	1.2	L	9	3	1	1	2	1	0	0	0	0	0	27	41	5.40	2.400
55 Daniel Schlereth, L ERA: 2.61	(6, 1)	1.1		5	1	1	0	2	0	0	0	0	0	0	10	14	0.00	0.750
62 Al Alburquerque, R ERA: 2.53	(7, 1)	0.2		2	0	0	0	0	0	0	0	0	1	0	5	8	0.00	0.000
38 David Purcey, L ERA: 2.35	(8, 1)	2.0		7	1	0	0	1	0	0	0	0	0	0	13	20	0.00	0.500

PITCHER		IP	WLS	BF	H	R	ER	SO	BB	IBB	HBP	BLK	WP	HR	S	P	ERA	WHIP

Batter	1	2	3	4	5	6	7	8	9	AB	R	H	RBI	BB	SO	LOB
14 Austin Jackson, R (1, 8) OBP: 0.315, SLG: 0.373 12 Andy Dirks, L (9, PH) OBP: 0.315, SLG: 0.433	C SI 92 X SI 94 0-1 ① F9	C SL 86 F SL 85 X SL 85 0-2 ② G4-3		B SI 91 C SL 84 B SI 93 1 SAFE F SI 91 F SI 93 1 SAFE F SL 86 B SI 93 3-2 F SI 92 1 SAFE X SI 92 FC6 (26 G4-3, 32 SH1-4) 1-2		C FF 85 F FF 87 B FF 91 B FF 88 F FF 91 X FF 86 2-2 ② G6-3			C FF 95 S SL 84 C FF 94 0-3 ① K	4 1	0 0	0 0	0 0	0 0	0 1	1 0
32 Don Kelly, L (1, 5) OBP: 0.286, SLG: 0.314	C SI 94 B SI 95 S SI 94 S SI 94 1-3 ② K	B SI 93 C SI 93 B SI 94 F SI 93 F SI 94 F SI 94 X CH 85 2-2 ③ F8		X SI 90 0-0 ① SH1-4 1-2 2-3		F FF 91 F FF 92 B SL 88 B FF 87 X FF 90 2-2 ③ P6			C FF 96 C FF 94 B FF 95 S SL 84 1-3 ② K	4	0	0	0	0	2	0
26 Brennan Boesch, L (1, 7) OBP: 0.344, SLG: 0.466	B SI 95 B SI 86 S SI 94 B SI 95 X SI 93 3-1 HR	B CH 85 C SI 93 X CH 85 1-1 ① G4-3	B SI 94 X CH 85 1-0 ② G4-3 2-3 3-H				B SI 93 B FF 92 C FF 93 B FF 93 B FF 94 4-1 24 G6-4-3 BB		B FF 95 B FF 95 C FF 94 F FF 92 F FF 94 B SL 82 X SI 95 3-2 ③ F7	4	1	1	2	1	0	1
24 Miguel Cabrera, R (1, 3) OBP: 0.435, SLG: 0.553	B SI 94 B SL 86 X SI 94 2-0 E5 (41 2B, 13 1B)	B SI 94 X SI 93 1-0 ② G5-3	B SI 94 F SI 94 B SI 95 X SI 94 3-1 ③ G6-3				C FF 94 X SI 93 0-1 ① ② G6-4-3 1-2f			4	1	0	0	0	0	2
41 Victor Martinez, S (1, 10) OBP: 0.373, SLG: 0.508	B SI 93 B SI 93 F SI 93 X SI 93 2-1 13 1B 1-3 2B	C SI 93 S CH 86 X SI 94 0-2 30 1B 2B		B CH 84 C SI 93 C SL 84 S CH 86 1-3 ① K			X FF 92 0-0 ③ F9			4	1	2	0	0	1	0
30 Magglio Ordonez, R (1, 9) OBP: 0.239, SLG: 0.231	F SI 92 B SI 94 S SI 93 F SI 94 B SI 93 F SI 93 B SI 95 B SI 92 4-2 27 FC5, 13 1B BB	F SI 93 S SI 93 B SI 94 X SL 88 1-2 13 BB 2-3 1B			B SI 92 B SI 90 F SI 92 X SI 92 2-1 ② L5			C FF 93 S FF 93 F FF 93 F FF 94 F FF 94 F FF 94 S FF 95 0-3 ① K		3	0	1	0	1	1	0
13 Alex Avila, L (1, 2) OBP: 0.367, SLG: 0.550	B SI 94 B SI 93 C SI 94 X SI 94 2-1 27 FC5 1-2 2-H 3-H 1B	B SI 93 S CH 87 D CH 86 F SI 94 B SI 93 B SI 93 4-2 1-2 BB			S FF 94 B SI 94 B CH 84 X SI 94 2-1 1B			S FF 93 B FF 93 B FF 94 B FF 93 F FF 93 F FF 92 B FF 92 4-2 BB		2	0	2	2	2	0	0
27 Jhonny Peralta, R (1, 6) OBP: 0.353, SLG: 0.491	D SI 94 C SL 87 X SI 94 1-1 ③ FC5 1-2 2-3f	C SI 92 X SI 94 0-1 ③ F9			C SI 93 B SI 93 B SI 94 C SL 87 B SI 94 F SI 94 C SL 87 3-3 ③ K			B FF 92 X FF 92 1-0 ② F9		4	0	0	0	0	1	7
39 Ramon Santiago, S (1, 4) OBP: 0.286, SLG: 0.330		C SI 93 B SL 86 X SI 93 1-1 ① G4-3		X SI 92 0-0 32 SH1-4, 14 FC6, 26 G4-3 1B		C FF 90 F FF 86 F FF 87 C SL 87 0-3 ① K		B FF 91 C FF 92 S FF 92 S FF 92 1-3 ③ K		4	1	1	0	0	2	1
Inning Stats	R: 3 E: 1 K: 1 S: 18 H: 3 LOB: 2 BB: 1 P: 33	R: 0 E: 0 K: 0 S: 10 H: 0 LOB: 0 BB: 0 P: 13	R: 0 E: 0 K: 0 S: 13 H: 2 LOB: 3 BB: 1 P: 20	R: 1 E: 0 K: 0 S: 11 H: 1 LOB: 1 BB: 0 P: 18	R: 0 E: 0 K: 2 S: 11 H: 1 LOB: 1 BB: 0 P: 19	R: 0 E: 0 K: 1 S: 11 H: 0 LOB: 0 BB: 1 P: 15	R: 0 E: 0 K: 0 S: 4 H: 0 LOB: 0 BB: 0 P: 8	R: 0 E: 0 K: 2 S: 14 H: 0 LOB: 1 BB: 1 P: 20	R: 0 E: 0 K: 2 S: 10 H: 0 LOB: 0 BB: 0 P: 14								

PITCHER		IP	WLS	BF	H	R	ER	SO	BB	IBB	HBP	BLK	WP	HR	S	P	ERA	WHIP
55 Roberto Hernandez, R ERA: 5.6	(1, 1)	5.0	W	26	7	4	2	3	2	0	0	0	0	1	63	103	3.60	1.800
53 Rafael Perez, L ERA: 1.32	(6, 1)	1.0	H	3	0	0	0	1	0	0	0	0	0	0	11	15	0.00	0.000
52 Vinnie Pestano, R ERA: 1.52	(7, 1)	1.1	H	4	0	0	0	1	1	0	0	0	0	0	11	15	0.00	0.750
49 Tony Sipp, L ERA: 2.22	(8, 1)	0.2	H	3	0	0	0	1	1	0	0	0	0	0	7	13	0.00	1.500
54 Chris Perez, R ERA: 2.49	(9, 1)	1.0	S	3	0	0	0	2	0	0	0	0	0	0	10	14	0.00	0.000

PITCHER	IP	WLS	BF	H	R	ER	SO	BB	IBB	HBP	BLK	WP	HR	S	P	ERA	WHIP

BOTTOM

Cleveland Indians @ Detroit Tigers

Comerica Park, Detroit, MI

Wed Jun 15 2011, 7:08 PM - 10:40 PM EDT

Att. 26,711 - Partly Cloudy - 73 F

livebaseballscorecards.com

AB	34
R	4
H	7
RBI	4
BB	4
SO	8
LOB	12

1B: 4	SF: 0	WP: 0	PA: 39
2B: 2	SAC: 1	PB: 0	
3B: 0	DP: 1	SB: 0	
HR: 1	HBP: 0	CS: 0	

Cleveland Indians @ Detroit Tigers

Comerica Park, Detroit, MI

Thu Jun 16 2011, 1:06 PM - 4:05 PM EDT

Att. 37,437 - Partly Cloudy - 68 F

livebaseballscorecards.com

Batter	1	2	3	4	5	6	7	8	9	AB	R	H	RBI	BB	SO	LOB
24 Grady Sizemore, L (1, 10) OBP: 0.309, SLG: 0.486	C FF 90 X FF 90 0-1 ① F8		C CH 81 B FF 92 S CH 81 S CH 82 1-3 ① K		C CH 81 B FF 91 H FF 93 2-1 HBP		B SI 95 B SL 86 B SI 95 C FF 95 X FF 96 3-1 ① P1		X FF 95 0-0 ② P6	4	0	0	0	0	1	1
41 Carlos Santana, S (1, 2) OBP: 0.345, SLG: 0.367	B FF 91 S FF 92 S FF 93 B FF 96 X FF 94 2-2 ② F7		C FF 91 B SI 93 X CH 84 1-1 ② G4-3		C FF 91 S SL 81 B FF 97 S FF 94 1-3 ② K		B SL 86 F FF 96 C SL 86 S SL 87 1-3 ② K2-3		F FF 96 C FF 96 B FF 97 D FS 88 F FF 97 C FF 97 2-3 ③ K 1-2	5	0	0	0	0	3	3
23 Michael Brantley, L (1, 8) OBP: 0.348, SLG: 0.410	B FF 91 C FF 92 B FF 91 F FF 92 B CH 82 F FF 93 F CH 83 X FF 92 3-2 E4 3B		B FF 91 C FF 92 B SI 90 B FF 94 F FF 93 X CH 84 3-2 ③ P6		B FF 95 F FF 94 B FF 95 C FF 93 F FF 95 F FF 94 X FF 94 2-2 ③ G4-3		B FF 96 B FF 95 B FF 95 C FF 95 X FF 96 3-1 13 S 1B			4	1	2	0	0	0	2
13 Asdrúbal Cabrera, S (1, 6) OBP: 0.341, SLG: 0.507	C FF 93 S CH 82 B FF 94 X CH 84 1-2 17 3B 2B			B CH 81 C FF 93 X FF 92 1-1 ① L7		C FF 92 C SL 82 S SL 81 0-3 ① K2-3	B SL 86 S SL 87 C FF 97 D SL 88 S SL 88 2-3 ③ K 1-2			4	1	1	0	0	2	1
17 Shin-Soo Choo, L (1, 9) OBP: 0.319, SLG: 0.351	B FF 92 B FF 92 C CH 81 X FF 92 2-1 2-H 3B			B FF 92 S FF 93 S SL 83 F FF 93 B SL 84 X CH 84 2-2 ② L3		B CH 82 B FF 93 B FF 91 C FF 92 C FF 92 B CH 83 4-2 35 BB 7 HBP BB		C SI 94 B CH 81 B SI 94 S CH 82 F FF 94 F FF 94 S SI 95 2-3 ① K		3	0	1	1	1	1	0
7 Matt LaPorta, R (1, 3) OBP: 0.311, SLG: 0.426	B FF 93 S CH 82 B FF 94 S CH 82 F FF 93 X FF 92 2-2 ③ P3			B FF 95 C FF 94 S SL 84 F SL 84 B CH 83 X SL 82 2-2 E5		B FF 90 H SL 79 2-0 35 BB HBP 1-2		X FF 94 0-0 ② G6-3		3	0	0	0	0	0	1
28 Travis Buck, L (1, 7) OBP: 0.273, SLG: 0.344		C FF 90 X SI 90 0-1 ① L8		X CH 80 0-0 ③ G4-3		B FF 91 B FF 92 F FF 91 F FF 90 X FF 91 2-2 ② F3		B FF 93 B CH 82 X FF 94 2-0 ③ P4		4	0	0	0	0	0	3
35 Cord Phelps, S (1, 4) OBP: 0.211, SLG: 0.063		B FF 92 C FF 92 C FF 92 X SL 81 1-2 ② G4-3		B FF 90 B CH 81 X FF 90 2-0 ① F8		D CH 82 D FF 90 B FF 91 B FF 92 4-0 1-2 2-3 BB		B FF 94 B FS 84 B FF 94 B FF 94 4-0 41 DI BB		2	0	0	0	2	0	0
8 Adam Everett, R (1, 5) OBP: 0.305, SLG: 0.259		C FF 91 B SL 82 S SL 81 F SL 82 F FF 94 F FF 90 S SL 85 1-3 ③ K		B FF 91 B FF 92 X FF 92 2-0 2B		C SL 85 X SL 86 0-1 ③ F9		C FF 94 B FF 93 B FF 96 X FF 94 2-1 ① F8		4	0	1	0	0	1	4

Inning Stats	1	2	3	4	5	6	7	8	9
	R: 2 E: 1 K: 0 S: 19	R: 0 E: 0 K: 1 S: 11	R: 0 E: 0 K: 1 S: 8	R: 0 E: 1 K: 0 S: 11	R: 0 E: 0 K: 1 S: 11	R: 0 E: 0 K: 1 S: 10	R: 0 E: 0 K: 2 S: 10	R: 0 E: 0 K: 1 S: 7	R: 0 E: 0 K: 1 S: 7
	H: 3 LOB: 1 BB: 0 P: 29	H: 0 LOB: 0 BB: 0 P: 13	H: 0 LOB: 0 BB: 0 P: 13	H: 0 LOB: 1 BB: 0 P: 16	H: 1 LOB: 2 BB: 0 P: 20	H: 0 LOB: 3 BB: 2 P: 22	H: 1 LOB: 1 BB: 0 P: 19	H: 0 LOB: 0 BB: 0 P: 11	H: 0 LOB: 1 BB: 1 P: 15

TOP	
AB	33
R	2
H	5
RBI	1
BB	3
SO	8
LOB	15

1B: 1 SF: 0
2B: 2 SAC: 0
3B: 2 DP: 0
HR: 0 HBP: 2

WP: 0 PA: 38
PB: 0
SB: 1
CS: 0

PITCHER		IP	WLS	BF	H	R	ER	SO	BB	IBB	HBP	BLK	WP	HR	S	P	ERA	WHIP
37 Max Scherzer, R ERA: 4.32	(1, 1)	5.2	W	26	4	2	2	4	2	0	2	0	0	0	68	111	3.18	1.059
62 Al Alburquerque, R ERA: 2.38	(6, 1)	1.1	H	5	1	0	0	2	0	0	0	0	0	0	12	21	0.00	0.750
53 Joaquín Benoit, R ERA: 5.19	(8, 1)	1.0		3	0	0	0	1	0	0	0	0	0	0	7	11	0.00	0.000
46 Jose Valverde, R ERA: 2.7	(9, 1)	1.0		4	0	0	0	1	1	0	0	0	0	0	7	15	0.00	1.000

PITCHER	IP	WLS	BF	H	R	ER	SO	BB	IBB	HBP	BLK	WP	HR	S	P	ERA	WHIP

Cleveland Indians @ Detroit Tigers

Comerica Park, Detroit, MI

Thu Jun 16 2011, 1:06 PM - 4:05 PM EDT

Att. 37,437 - Partly Cloudy - 68 F

BOTTOM

livebaseballscorecards.com

Batter	1	2	3	4	5	6	7	8	9	AB	R	H	RBI	BB	SO	LOB
14 Austin Jackson, R (1, 8) OBP: 0.313, SLG: 0.368	C SI 88 B FF 91 B SI 92 B FF 90 B SI 90 4-1 32 S 32 1B BB	B SI 91 F SI 90 S FF 92 F SL 85 1 SAFE F FF 91 X CH 80 1-2 ③ F8		B SI 92 C SI 93 B FF 92 F SI 92 B SI 93 F FF 89 X SI 93 3-2 ③ L9		B SI 94 F SI 93 C SI 94 S SL 84 1-3 ② K		C SI 89 F SL 83 X FF 92 0-2 ③ G6-3		4	1	0	0	1	1	3
32 Don Kelly, L (1, 5) OBP: 0.293, SLG: 0.321	B SI 88 B SI 89 1 SAFE C SI 89 1 SAFE B FF 92 F SI 89 X FF 92 3-2 24 1B 26 1B 41 SF9 1-H 1B		B SI 87 X SI 89 1-0 ① F8		C SI 87 F FF 89 B SI 91 B FF 91 X SL 81 2-2 26 1B 24 1B 1B	F FF 94 S SI 94 B SI 94 F SI 95 B SL 85 F SI 96 X SI 94 2-2 ③ F7				4	2	2	1	0	0	0
26 Brennan Boesch, L (1, 7) OBP: 0.350, SLG: 0.471 12 Andy Dirks, L (8, 7) OBP: 0.315, SLG: 0.433	B CH 80 B FF 91 X SI 85 2-0 30 L6-4 24 1B 1-2 1B		C SI 88 B FF 90 F SI 91 C SL 83 1-3 ② K		C SI 89 B SI 89 1 SAFE F X FF 91 1-2 24 1B 41 1B 1-2 1B		C SL 83 X SL 84 0-1 41 G4-6-3 1B			4 0	1 0	3 0	0 0	0 0	1 0	0 0
24 Miguel Cabrera, R (1, 3) OBP: 0.440, SLG: 0.555	X SI 92 0-0 1-2 2-3 1B		F SI 93 B SL 84 S CH 81 B FF 92 B SL 84 B CH 81 4-2 BB		B SI 92 B FF 89 F FF 86 X FF 91 2-1 30 FC6-4 41 1B 1-2 2-H 1B		C SI 96 F FF 95 X SL 85 0-2 ① F8			3	0	2	1	1	0	1
41 Victor Martinez, S (1, 2) OBP: 0.371, SLG: 0.505	B FF 90 F CH 80 C SI 90 B SL 82 X FF 90 2-2 ① SF9 3-H		B SI 89 B SI 87 X SI 86 2-0 ③ G3		X FF 94 0-0 30 FC6-4 1-2 2-H 1B		X SI 94 0-0 ②③ G4-6-3 1-2f			3	0	1	2	0	0	2
30 Magglio Ordonez, R (1, 9) OBP: 0.233, SLG: 0.224 57 Casper Wells, R (6, 9) OBP: 0.300, SLG: 0.405	B FF 91 X FF 90 1-0 ②③ L6-4 2-2			B SI 89 C SI 92 F CH 80 S CH 82 1-3 ① K	X SI 94 0-0 ① FC6-4 13 BB 1-2f 2-3			F SI 89 X SI 90 0-1 ① G5-3		3 1	0 0	0 0	0 0	0 0	1 0	4 0
13 Alex Avila, L (1, 10) OBP: 0.369, SLG: 0.546		B SI 87 S SI 88 B FF 90 X SI 89 2-1 1B		C SL 79 B FF 90 F FF 91 B CH 81 F SI 90 S SI 90 2-3 ② K	B SI 93 B FF 94 B FF 93 B SI 91 4-0 27 G5-4-3 1-2 BB			C SI 89 C SL 81 B SI 90 B SL 81 F FF 92 F FF 92 X SL 83 2-2 ② G4-3		3	0	1	0	1	1	0
27 Jhonny Peralta, R (1, 6) OBP: 0.355, SLG: 0.505		B SI 91 F SI 92 B SL 82 F FF 91 B FF 91 X SI 92 3-2 ① F9		B SI 92 X SL 80 1-0 HR	F SI 94 B SI 94 S SL 83 X SI 95 1-2 ②③ G5-4-3 1-2f			B SI 91 B SI 89 X FF 90 2-0 29 1B 1B		4	1	2	1	0	0	4
25 Ryan Raburn, R (1, 4) OBP: 0.238, SLG: 0.338 29 Danny Worth, R (7, 4) OBP: 0.455, SLG: 0.500		B SL 83 F FF 91 B SI 92 X SI 91 2-1 ② F9		C FF 89 B CH 80 F FF 90 X CH 80 1-2 HR		B SL 81 F SI 94 F FF 94 F SL 84 B SI 94 B SI 95 F SI 92 X SI 92 3-2 ① F7		B SL 82 C FF 90 B FF 92 B SI 90 X SI 89 3-1 1-2 1B		3 1	1 0	1 1	1 0	0 0	0 0	1 0
Inning Stats	R: 2 E: 0 K: 0 S: 10 H: 3 LOB: 1 BB: 1 P: 22	R: 0 E: 0 K: 0 S: 12 H: 1 LOB: 1 BB: 0 P: 20	R: 0 E: 0 K: 1 S: 7 H: 0 LOB: 1 BB: 1 P: 15	R: 2 E: 0 K: 2 S: 15 H: 2 LOB: 0 BB: 0 P: 23	R: 2 E: 0 K: 0 S: 13 H: 4 LOB: 2 BB: 1 P: 23	R: 0 E: 0 K: 1 S: 13 H: 0 LOB: 0 BB: 0 P: 19	R: 0 E: 0 K: 0 S: 6 H: 1 LOB: 0 BB: 0 P: 6	R: 0 E: 0 K: 0 S: 13 H: 2 LOB: 2 BB: 0 P: 20		1B: 11 2B: 1 3B: 0 HR: 2 SF: 1 SAC: 0 DP: 3 HBP: 0						

	AB	33
	R	6
	H	13
	RBI	6
	BB	3
	SO	4
	LOB	15

PITCHER		IP	WLS	BF	H	R	ER	SO	BB	IBB	HBP	BLK	WP	HR	S	P	ERA	WHIP
51 Mitch Talbot, R ERA: 5.02	(1, 1)	4.0	L	22	9	6	6	3	2	0	0	0	0	2	52	93	13.50	2.750
56 Frank Herrmann, R ERA: 5.49	(5, 1)	3.0		10	2	0	0	1	1	0	0	0	0	0	24	35	0.00	1.000
38 Joe Smith, R ERA: 1.29	(8, 1)	1.0		5	2	0	0	0	0	0	0	0	0	0	13	20	0.00	2.000

PITCHER	IP	WLS	BF	H	R	ER	SO	BB	IBB	HBP	BLK	WP	HR	S	P	ERA	WHIP

Batter	1	2	3	4	5	6	7	8	9	AB	R	H	RBI	BB	SO	LOB
31 Jose Tabata, R (1, 7) OBP: 0.352, SLG: 0.359	C FF 90 X FF 89 0-1 ① G6-3		C SI 89 X FC 85 0-1 ③ G6-3			L FF 87 B CU 75 X FF 88 1-1 ① L8		C FF 93 C SL 83 B FF 93 S FF 93 1-3 ② K		4	0	0	0	0	1	1
38 Xavier Paul, L (1, 9) OBP: 0.310, SLG: 0.365	B SI 90 B SI 89 C X FF 87 2-1 ② L5			S FC 86 C CU 74 S FF 90 0-3 ① K		C FC 86 C CU 74 F FF 88 B FF 88 B FF 88 X FF 88 2-2 ② 1B 2-H		B SI 93 F SI 92 B FF 93 B FF 93 C FF 92 F FF 94 F FF 93 X FF 93 3-2 ③ G3		4	0	1	1	0	1	0
22 Andrew McCutchen, R (1, 8) OBP: 0.389, SLG: 0.476	C SI 87 X 0-1 ③ F8			B SI 87 B FC 86 C FF 90 F FF 85 X FC 86 2-2 ② G4-3		S FC 87 B CU 78 C CU 76 S FC 86 1-3 ③ K			C FF 91 B SL 83 X SL 82 1-1 ① F8	4	0	0	0	0	1	0
18 Neil Walker, S (1, 4) OBP: 0.331, SLG: 0.410		C FF 90 B FF 90 X CH 83 1-1 ① 1B		C FF 90 B SI 89 F FF 88 F CU 78 F FC 86 C FF 90 1-3 ③ K			F CH 80 B CU 73 X FF 88 1-1 ① G4-3		B FF 92 B FF 91 C FF 90 B FF 92 F FF 91 B FF 93 4-2 46 G3-6-1 BB	3	0	1	0	1	1	0
46 Garrett Jones, L (1, 10) OBP: 0.349, SLG: 0.433		C SI 87 X FF 88 0-1 ① F9			B FC 84 F FF 88 B CU 73 X FC 85 2-1 1B		S FC 86 B CU 76 X FC 87 1-1 62 1B 1B		B FF 92 C FF 90 S SL 83 X SL 82 1-2 ②③ G3-6-1 1-2f	4	0	2	0	0	0	2
37 Lyle Overbay, L (1, 3) OBP: 0.303, SLG: 0.355		C FC 88 B CU 74 1 SAFE B CH 84 C SI 88 1 SAFE X FC 86 2-2 ② L6			X FF 88 0-0 ① F8		F FC 86 F FF 86 1 SAFE B CU 77 B SI 88 F FC 86 S CU 75 2-3 ② K			3	0	0	0	0	1	3
62 Josh Harrison, R (1, 5) OBP: 0.319, SLG: 0.348		C FF 90 X FC 85 0-1 ③ F7			F FC 85 S FC 85 S FC 85 0-3 ② K		D FC 85 T FC 84 X FC 84 1-1 1-2 1B			3	0	1	0	0	1	2
55 Michael McKenry, R (1, 2) OBP: 0.143, SLG: 0.143			C FF 89 F FF 88 X CU 76 0-2 ① G5-3		F FF 88 S FC 86 F FC 85 B FF 89 X FC 85 1-2 ③ G6-3		C FF 92 S FF 92 B FF 93 C FF 93 1-3 ③ K			3	0	0	0	0	1	3
5 Ronny Cedeno, R (1, 6) OBP: 0.277, SLG: 0.313			C FF 91 B FF 90 X FC 86 1-1 ② G1-3			B FF 87 X FC 83 1-0 38 1B 2B		C FF 93 X FF 93 0-1 ① B2		3	1	1	0	0	0	0
Inning Stats	R: 0 E: 0 K: 0 S: 6 H: 0 LOB: 0 BB: 0 P: 8	R: 0 E: 0 K: 0 S: 9 H: 1 LOB: 1 BB: 0 P: 12	R: 0 E: 0 K: 0 S: 7 H: 0 LOB: 0 BB: 0 P: 8	R: 0 E: 0 K: 2 S: 11 H: 0 LOB: 0 BB: 0 P: 14	R: 0 E: 0 K: 1 S: 10 H: 1 LOB: 1 BB: 0 P: 13	R: 1 E: 0 K: 1 S: 10 H: 2 LOB: 0 BB: 0 P: 15	R: 0 E: 0 K: 2 S: 13 H: 2 LOB: 2 BB: 0 P: 19	R: 0 E: 0 K: 1 S: 11 H: 0 LOB: 0 BB: 0 P: 15	R: 0 E: 0 K: 0 S: 7 H: 0 LOB: 0 BB: 1 P: 13	1B: 5 2B: 1 3B: 0 HR: 0	SF: 0 SAC: 0 DP: 1 HBP: 0					

TOP

Pittsburgh Pirates @ Cleveland Indians

Progressive Field, Cleveland, OH

Fri Jun 17 2011, 7:09 PM - 9:58 PM EDT

Att. 38,549 - Clear - 77 F

livebaseballscorecards.com

AB	31
R	1
H	6
RBI	1
BB	1
SO	7
LOB	11

PITCHER		IP	WLS	BF	H	R	ER	SO	BB	IBB	HBP	BLK	WP	HR	S	P	ERA	WHIP
43 Josh Tomlin, R ERA: 3.93	(1, 1)	6.2	W	25	6	1	1	5	0	0	0	0	0	0	63	85	1.35	0.900
52 Vinnie Pestano, R ERA: 1.44	(7, 1)	1.1	H	4	0	0	0	2	0	0	0	0	0	0	14	19	0.00	0.000
49 Tony Sipp, L ERA: 2.15	(9, 1)	1.0		3	0	0	0	0	1	0	0	0	0	0	7	13	0.00	1.000

PITCHER	IP	WLS	BF	H	R	ER	SO	BB	IBB	HBP	BLK	WP	HR	S	P	ERA	WHIP

Batter	1	2	3	4	5	6	7	8	9	AB	R	H	RBI	BB	SO	LOB
24 Grady Sizemore, L (1, 8) OBP: 0.307, SLG: 0.477	C FC 90 C FF 91 F FF 90 B FF 92 X FC 92 1-2 **G4-3** ①		B FF 90 B CH 86 B SL 89 B FF 90 4-0 13 BLK 1-2 **BB**		C CH 87 S FC 91 F FC 91 B FF 92 S CU 79 1-3 **K** ③		B FF 94 B FF 92 C FF 93 F FF 94 C SI 95 2-3 **K** ③			3	0	0	0	1	2	0
23 Michael Brantley, L (1, 7) OBP: 0.346, SLG: 0.407	C FC 92 B CH 87 B FF 92 X FF 92 2-1 **F7** ②		B FF 92 B SL 89 C SI 91 B FF 92 C SI 91 X SL 89 3-2 **L5** ②			B SL 88 X SI 91 1-0 **L8** ①		C FF 93 B FF 93 X SL 83 1-1 13 1B 48 2B **1B**		4	1	1	0	0	0	3
13 Asdrúbal Cabrera, S (1, 6) OBP: 0.343, SLG: 0.511	B FF 91 X SI 92 1-0 **F8** ③		C CH 87 T FF 92 X CU 78 0-2 **F7** ③ 1-2 2-3 3-H			B SI 92 X FA 88 1-0 17 BB **2B**		1 SAFE X SI 90 0-0 48 2B 41 1B 1-2 **1B**		4	1	2	0	0	0	2
48 Travis Hafner, L (1, 10) OBP: 0.412, SLG: 0.552 35 Cord Phelps, S (8, PR) OBP: 0.211, SLG: 0.063 (9, 10)		X FF 90 0-0 **G4-3** ①		B SI 93 C CH 88 C SL 89 X FC 91 1-2 **G3** ①		B CH 87 B CH 85 B SI 91 B FF 90 4-0 41 1B 17 BB **BB**		S SL 84 D SL 84 B SI 92 X SL 83 2-1 41 1B 20 SF7 1-3 2-H **2B**		3 0	0 1	1 0	1 0	1 0	0 0	0 0
17 Shin-Soo Choo, L (1, 9) OBP: 0.322, SLG: 0.348		B FF 91 B SI 91 B FF 91 C FF 90 S SI 91 F SI 90 X FC 89 3-2 **G5-3** ②		B SL 89 T SI 92 B SI 88 F SI 89 F FF 93 B FC 90 X FF 91 3-2 **P6** ②		S CH 86 B SI 91 B CH 84 B FF 90 B CH 86 4-1 41 1B 1-2 2-3 **BB** ②		I I I I IN 74 4-0 41 1B **IBB**		2	0	0	0	2	0	0
41 Carlos Santana, S (1, 2) OBP: 0.351, SLG: 0.387		B FF 92 S FF 92 F CH 88 B FF 93 X FF 92 2-2 **G5-3** ③		B FF 92 B FA 88 S SI 92 X FF 92 2-1 **HR**		F CU 80 F CU 79 B FF 91 B CH 86 X FF 89 2-2 8 FC6-4 1-2 2-3 **1B**		F SI 95 B SI 94 B SI 94 F SI 95 X SI 94 2-2 1-2 2-3 3-H **1B**		4	1	3	2	0	0	0
7 Matt LaPorta, R (1, 3) OBP: 0.309, SLG: 0.424 8 Adam Everett, R (4, 5) OBP: 0.290, SLG: 0.246			F FF 91 F FC 90 B FF 90 X FF 92 1-2 E4 20 FC6-5 C FF 92 F FC 91 S CU 80 0-3 **K** ③			F FF 94 B FF 94 B SI 94 X FF 93 2-1 **FC6-4** ③ 1-2f		F SL 89 B SL 88 S SI 94 S SL 89 1-3 **K** ①		1 3	0 0	0 0	0 0	0 0	0 2	0 6
20 Orlando Cabrera, R (1, 4) OBP: 0.270, SLG: 0.314			F SL 88 X FF 88 0-1 FC6-5 9 1B 13 BLK 2-3 **1B**		B SL 88 X SL 89 1-0 **F9** ①		C FF 92 X CU 80 0-1 **G5-3** ①	F SL 88 S SL 88 X SL 89 0-2 **SF7** ② 3-H		3	1	0	1	0	0	1
9 Jack Hannahan, L (1, 5) OBP: 0.318, SLG: 0.363 (4, 3)			B FF 88 S CH 85 F CH 86 X CU 76 1-2 13 BLK 24 BB 1-3 **1B**		F FF 92 B SL 90 B FC 89 X FA 88 2-1 **G4-3** ②		C CU 79 S FF 94 B SI 95 B FF 95 S FF 93 2-3 **K** ②	F SI 94 B SI 94 F SI 94 X SL 89 1-2 **G3-1** ③		4	0	1	0	0	1	2
Inning Stats	R: 0 E: 0 K: 0 S: 7 H: 0 LOB: 0 BB: 0 P: 11	R: 0 E: 0 K: 0 S: 8 H: 0 LOB: 0 BB: 0 P: 13	R: 1 E: 1 K: 0 S: 14 H: 1 LOB: 2 BB: 1 P: 23	R: 1 E: 0 K: 1 S: 12 H: 1 LOB: 0 BB: 0 P: 18	R: 0 E: 0 K: 1 S: 7 H: 0 LOB: 0 BB: 0 P: 11	R: 0 E: 0 K: 0 S: 8 H: 2 LOB: 3 BB: 2 P: 22	R: 0 E: 0 K: 2 S: 8 H: 0 LOB: 0 BB: 0 P: 12	R: 3 E: 0 K: 1 S: 17 H: 4 LOB: 2 BB: 1 P: 28		1B: 5 2B: 2 3B: 0 HR: 1 SF: 1 SAC: 0 DP: 0 HBP: 0				WP: 0 PB: 0 SB: 0 CS: 0 PA: 36		

PITCHER		IP	WLS	BF	H	R	ER	SO	BB	IBB	HBP	BLK	WP	HR	S	P	ERA	WHIP
29 Kevin Correia, R ERA: 3.6	(1, 1)	5.2	L	24	4	2	1	2	3	0	0	1	0	1	54	94	1.59	1.235
30 Chris Resop, R ERA: 4.02	(6, 1)	1.1		4	0	0	0	2	0	0	0	0	0	0	10	16	0.00	0.000
57 Daniel Moskos, L ERA: 3.18	(8, 1)	0.0		3	3	3	3	0	0	0	0	0	0	0	5	8	∞	∞
48 Tim Wood, R ERA:	(8, 1)	1.0		5	1	0	0	1	0	1	0	0	0	0	12	20	0.00	1.000

PITCHER	IP	WLS	BF	H	R	ER	SO	BB	IBB	HBP	BLK	WP	HR	S	P	ERA	WHIP

BOTTOM

Pittsburgh Pirates @ Cleveland Indians

Progressive Field, Cleveland, OH

Fri Jun 17 2011, 7:09 PM - 9:58 PM EDT

Att. 38,549 - Clear - 77 F

livebaseballscorecards.com

AB	31
R	5
H	8
RBI	4
BB	4
SO	5
LOB	14

Batter	1	2	3	4	5	6	7	8	9	AB	R	H	RBI	BB	SO	LOB
31 Jose Tabata, R (1, 7) OBP: 0.351, SLG: 0.357	X FF 92 0-0 ① G6-3		C CU 82 X SI 94 0-1 ③ G6-3			1 SAFE S SL 84 C SI 93 B SL 84 F SL 84 X CU 81 1-2 1-2 1B		C SI 90 F SI 91 C SI 90 0-3 ① K		4	0	1	0	0	1	1
38 Xavier Paul, L (1, 9) OBP: 0.298, SLG: 0.350	B SI 93 X SI 91 1-0 ② F9			B SL 86 T SI 91 B SI 92 L CH 85 X SL 84 2-2 ① G4-3		S CH 86 B CH 86 B SI 93 S CH 86 F CH 86 B SL 84 T CH 86 3-2 ② K		C FF 90 C SI 90 C SL 84 0-3 ② K		4	0	0	0	0	2	3
22 Andrew McCutchen, R (1, 8) OBP: 0.383, SLG: 0.469	C FF 93 B SL 84 B SI 93 C SL 82 X SI 93 2-2 ③ G6-3			C SL 84 F FF 94 S SL 86 0-3 ② K		B CH 85 F SI 93 C SI 93 B CH 87 B FF 94 F CH 88 S SL 86 3-3 ③ K		X SI 90 0-0 ③ G4-3		4	0	0	0	0	2	3
46 Garrett Jones, L (1, 10) OBP: 0.347, SLG: 0.435		C FF 92 C CH 85 B CH 86 B SI 92 X SL 86 2-2 ① G6-3		F SI 92 X SI 92 0-1 ③ F7			C FF 92 B CU 79 B SI 90 X CH 85 2-1 18 G3 37 1B 2B		B FF 89 B FF 89 C FF 89 F FF 91 F SL 82 F FF 92 F FF 92 B SL 82 X FF 93 3-2 ① F7	4	1	1	0	0	0	0
18 Neil Walker, S (1, 4) OBP: 0.326, SLG: 0.404		F SI 92 B FF 93 F CH 86 B SL 82 F SI 92 F CH 86 B FF 93 F SI 94 F CH 86 3-2 ② G6-3			C CU 79 B FF 93 C CU 80 B FF 93 B CU 80 S CH 86 3-3 ① K		F SI 91 F SI 93 F CU 81 X FF 93 0-2 ① G3 2-3		B FF 90 C FF 91 S CH 85 F SL 82 B FF 92 F FF 93 B CH 84 F FF 92 S FF 93 3-3 ② K	4	0	0	0	0	2	1
37 Lyle Overbay, L (1, 3) OBP: 0.306, SLG: 0.354		F SI 92 B SI 92 B SI 91 B CH 84 F SI 92 B SI 93 4-2 62 FC4-6 BB			C FF 93 B SI 93 X CU 80 1-1 ② G4-3		B SI 93 B SL 85 X CH 86 2-0 62 FC4-6 3-H 1B		C FF 91 B SL 84 C FF 92 C FF 93 1-3 ③ K	3	0	1	1	1	1	0
62 Josh Harrison, R (1, 5) OBP: 0.300, SLG: 0.327		B CU 80 X SI 91 1-0 ③ FC4-6 1-2f			S SL 84 S CH 86 X SL 86 0-2 ③ G1-3		B SL 81 B SI 90 C SI 90 X SI 90 2-1 ② FC4-6 1-2f			3	0	0	0	0	0	2
55 Michael McKenry, R (1, 2) OBP: 0.188, SLG: 0.188 23 Matt Diaz, R (7, PH) OBP: 0.283, SLG: 0.313 26 Dusty Brown, R (7, 2) OBP: 0.115, SLG: 0.080			B FF 93 B SI 93 X FF 92 2-0 ① G5-3			F FF 92 B SI 94 C CU 80 X FF 94 1-2 31 1B 1B	C SL 81 1 SAFE B SI 90 X SI 91 1-1 ③ G3			2 1 0	0 0 0	1 0 0	0 0 0	0 0 0	0 0 0	0 1 0
5 Ronny Cedeno, R (1, 6) OBP: 0.278, SLG: 0.310			C FF 93 B CH 86 S SL 84 B CU 80 F SI 94 X SL 84 2-2 ② F9			B SI 92 T SI 91 L SL 82 X SL 84 1-2 ① F9		B FF 90 T SI 89 C SI 90 B SL 82 F SI 90 F SI 91 B SL 81 B SI 90 4-2 BB		2	0	0	0	1	0	1
Inning Stats	R: 0 E: 0 K: 0 S: 5 H: 0 LOB: 0 BB: 0 P: 8	R: 0 E: 0 K: 0 S: 13 H: 0 LOB: 1 BB: 1 P: 23	R: 0 E: 0 K: 0 S: 7 H: 0 LOB: 0 BB: 0 P: 11	R: 0 E: 0 K: 1 S: 8 H: 0 LOB: 0 BB: 0 P: 10	R: 0 E: 0 K: 1 S: 8 H: 0 LOB: 0 BB: 0 P: 12	R: 0 E: 0 K: 2 S: 18 H: 2 LOB: 2 BB: 0 P: 27	R: 1 E: 0 K: 0 S: 11 H: 2 LOB: 1 BB: 0 P: 18	R: 0 E: 0 K: 2 S: 11 H: 0 LOB: 1 BB: 1 P: 15	R: 0 E: 0 K: 2 S: 15 H: 0 LOB: 0 BB: 0 P: 22	1B: 3 2B: 1 3B: 0 HR: 0 SF: 0 SAC: 0 DP: 0 HBP: 0						

TOP

Pittsburgh Pirates @ Cleveland Indians

Progressive Field, Cleveland, OH

Sat Jun 18 2011, 7:07 PM - 9:52 PM EDT

Att. 31,865 - Clear - 76 F

livebaseballscorecards.com

AB	31
R	1
H	4
RBI	1
BB	2
SO	8
LOB	12

WP: 0 PB: 0 SB: 0 CS: 0 PA: 33

PITCHER		IP	WLS	BF	H	R	ER	SO	BB	IBB	HBP	BLK	WP	HR	S	P	ERA	WHIP
59 Carlos Carrasco, R ERA: 3.87	(1, 1)	6.1	W	24	4	1	1	4	1	0	0	0	0	0	66	102	1.42	0.789
38 Joe Smith, R ERA: 1.19	(7, 1)	1.2	H	6	0	0	0	2	1	0	0	0	0	0	15	22	0.00	0.600
49 Tony Sipp, L ERA: 2.08	(9, 1)	1.0		3	0	0	0	2	0	0	0	0	0	0	15	22	0.00	0.000

PITCHER	IP	WLS	BF	H	R	ER	SO	BB	IBB	HBP	BLK	WP	HR	S	P	ERA	WHIP

Batter	1	2	3	4	5	6	7	8	9	AB	R	H	RBI	BB	SO	LOB
24 Grady Sizemore, L (1, 10) OBP: 0.318, SLG: 0.500	C SI 88 B SI 88 L CH 83 B CH 80 B SI 88 H SI 88 4-2 13 1B 23 G1-3 41 SF7 HBP	B CU 74 C CU 74 X SL 80 1-1 3-H 2B		1 SAFE B FF 86 X SI 86 1-0 ③ G6-3			C CU 71 B SI 86 X CU 73 1-1 23 SF7 3B			3	2	2	1	0	0	1
23 Michael Brantley, L (1, 8) OBP: 0.341, SLG: 0.402	C SI 89 C SI 87 F FF 88 F FF 88 1 SAFE X SL 78 0-2 ① G1-3 1-2	C FF 88 B CU 74 X SI 87 1-1 ③ G6-3			C SI 84 B FF 87 B CU 73 B FC 83 C FF 87 X FC 82 3-2 ① F8		C SI 86 X SI 88 0-1 ① SF7 3-H			3	0	0	1	0	0	2
13 Asdrúbal Cabrera, S (1, 6) OBP: 0.345, SLG: 0.510	X SI 87 0-0 17 S 2-3 1B		F FF 88 L FF 86 F SL 78 X SI 87 0-2 ① L7		C CH 82 X CH 82 0-1 ② G1-3		F SI 90 B CH 84 B CH 84 B SI 92 X SI 92 3-1 17 S 17 1B 1B			4	1	2	0	0	0	0
41 Carlos Santana, S (1, 3) OBP: 0.345, SLG: 0.382	C CU 74 B CH 84 1 SAFE X CH 83 1-1 ② SF7 3-H		C SI 87 X FC 83 0-1 ② G5-3		C SI 87 B SI 88 B FC 84 F FC 84 S CU 74 2-3 ③ K		B CH 84 F SI 92 1 SAFE S SI 92 S SI 92 1-3 ② K			3	0	0	1	0	2	1
17 Shin-Soo Choo, L (1, 9) OBP: 0.328, SLG: 0.349	B FC 83 B SI 88 B FC 83 B SI 88 4-0 1-2 BB		B SI 87 B FF 89 C SI 88 B FF 87 C SL 81 B FC 82 4-2 20 S BB			B SI 85 B FF 86 F FC 82 X SL 80 2-1 ① B1-3	C SI 93 1 SAFE S SI 93 X SI 93 0-2 1-H 1B			2	0	1	1	2	0	0
20 Orlando Cabrera, R (1, 4) OBP: 0.270, SLG: 0.326	C SI 89 X CH 83 0-1 ③ L8		1 SAFE B FF 87 1 SAFE C FF 86 C FC 84 D CU 75 F CH 82 X SL 81 2-2 ③ P6 1-2			C CH 82 X FC 83 0-1 HR	C CH 83 B SI 92 B SI 92 B CH 85 F SI 92 X SI 93 3-2 ③ G5-3			4	1	1	1	0	0	4
26 Austin Kearns, R (1, 7) OBP: 0.299, SLG: 0.291		B SI 86 B SI 86 C SI 87 F SI 86 B SI 87 X SI 87 3-2 6 G5-3 9 G6-3 24 2B 1B		C SI 86 C SI 85 F FF 87 C SL 79 0-3 ① K		B SI 86 X CH 80 1-0 1B		B SI 94 C SI 94 F SI 94 B CU 80 F SI 96 C CU 78 2-3 ① K		4	1	2	0	0	2	0
9 Jack Hannahan, L (1, 5) OBP: 0.312, SLG: 0.356		C FF 88 B FC 82 B SI 88 1 SAFE F SI 87 X SL 80 2-2 ① G6-3 1-2		X FC 84 0-0 ② P5		1 SAFE C SI 86 B CU 74 1 SAFE F SI 85 S SL 78 1-3 ② K		X SI 96 0-0 ② G4-3		4	0	0	0	0	1	2
6 Lou Marson, R (1, 2) OBP: 0.286, SLG: 0.310		X CH 82 0-0 ② G5-3 2-3		B SI 87 B SI 88 C SI 86 B CH 82 F FF 88 X SI 86 3-2 1B		X CH 80 0-0 ③ F8		B SI 96 B SI 96 X SI 95 2-0 ③ G5-3		4	0	1	0	0	0	2
Inning Stats	R: 1 E: 0 K: 0 S: 12 H: 1 LOB: 2 BB: 1 P: 21	R: 1 E: 0 K: 0 S: 11 H: 2 LOB: 1 BB: 0 P: 18	R: 0 E: 0 K: 0 S: 12 H: 0 LOB: 1 BB: 1 P: 18	R: 0 E: 0 K: 1 S: 9 H: 1 LOB: 1 BB: 0 P: 13	R: 0 E: 0 K: 1 S: 8 H: 0 LOB: 0 BB: 0 P: 13	R: 1 E: 0 K: 1 S: 9 H: 2 LOB: 1 BB: 0 P: 13	R: 2 E: 0 K: 1 S: 15 H: 3 LOB: 1 BB: 0 P: 23	R: 0 E: 0 K: 1 S: 7 H: 0 LOB: 0 BB: 0 P: 11		1B: 6 2B: 1 3B: 1 HR: 1	SF: 2 SAC: 0 DP: 0 HBP: 1		WP: 0 PB: 0 SB: 3 CS: 0	PA: 36		

PITCHER		IP	WLS	BF	H	R	ER	SO	BB	IBB	HBP	BLK	WP	HR	S	P	ERA	WHIP
28 Paul Maholm, L ERA: 3.29	(1, 1)	6.1	L	29	7	4	4	3	2	0	1	0	0	1	65	101	5.68	1.421
65 Tony Watson, L ERA: 1.69	(7, 1)	0.2		4	2	1	1	1	0	0	0	0	0	0	11	18	13.50	3.000
43 Jose Veras, R ERA: 3.38	(8, 1)	1.0		3	0	0	0	1	0	0	0	0	0	0	7	11	0.00	0.000

PITCHER	IP	WLS	BF	H	R	ER	SO	BB	IBB	HBP	BLK	WP	HR	S	P	ERA	WHIP

BOTTOM

Pittsburgh Pirates @ Cleveland Indians

Progressive Field, Cleveland, OH

Sat Jun 18 2011, 7:07 PM - 9:52 PM EDT

Att. 31,865 - Clear - 76 F

AB	31
R	5
H	9
RBI	5
BB	2
SO	5
LOB	12

livebaseballscorecards.com

Batter	1	2	3	4	5	6	7	8	9	10	11	AB	R	H	RBI	BB	SO	LOB
22 Andrew McCutchen, R (1, 10) OBP: 0.379, SLG: 0.460	C SI 90 S SI 94 F SI 95 S SL 87 0-3 ① **K**	F SI 93 F SI 93 F FF 92 B SI 93 X SI 94 1-2 ② **FC5-2** **3-H**		X SI 90 0-0 ② **F7**		F CU 78 S SI 90 B FC 90 C SI 91 1-3 ③ **K**			B FF 93 C FF 94 B SL 84 B FF 94 S FF 94 B FF 94 4-2 ① 46 S, 18 HBP, **BB**		C SI 88 B SI 89 B SL 81 X SI 88 2-1 ① **G5-3**	5	0	0	0	1	2	3
38 Xavier Paul, L (1, 8) OBP: 0.300, SLG: 0.362	B FF 95 C SI 92 F SI 94 B FF 97 X SL 90 2-2 ③ 18 1B, **3B**	P PO 88 C FF 94 B SI 92 B FF 92 F FF 92 F FF 93 X FF 92 3-2 ③ **G3-1**		S FF 93 F FF 94 B FF 94 F SI 93 X FF 94 1-2 ③ **G3**			C SL 86 X SL 86 0-1 ① **G3-1**		F FF 92 B FF 92 B FF 94 X FF 94 2-1 ② **L7**		B FF 90 B FF 90 B FF 89 C SI 88 B FF 89 4-1 46 S, **BB**	5	1	1	0	1	0	2
18 Neil Walker, S (1, 4) OBP: 0.330, SLG: 0.404	X SI 94 0-0 46 1B, 23 FC6-4, **3-H**, **1B**		B FF 92 F FF 93 B CH 82 X FF 94 2-1 ① **G4-3**		B CH 86 C FF 92 B FF 93 X FF 91 2-1 23 CS, **1B**		B SL 86 B SL 85 X SL 85 2-0 ② **G5-3**		B SI 94 H FF 93 2-0 46 S, **1-2**, **HBP**		X SI 90 0-0 ② **F8**	5	1	2	1	0	0	1
46 Garrett Jones, L (1, 9) OBP: 0.347, SLG: 0.428	B FF 93 B SI 92 F SI 91 F SI 92 X SI 93 2-2 23 FC6-4, **1-3**, **1B**		F FF 94 C FF 95 X FF 95 0-2 ② **G3**		B FF 92 F FF 92 S SI 91 T SI 92 1-2 ① **K**		C SL 85 S SL 85 B SL 86 F FF 91 X SL 86 1-2 ③ **G3-1**		B FF 94 C FF 94 F SL 82 B SI 94 B FF 93 B FF 95 4-2 **1-2**, **2-3**, **BB**		1 SAFE 1 SAFE F FF 91 1 SAFE S SL 82 1 SAFE B SL 82 X SL 82 1-2 ③ **G3-1** **1-2**	5	0	1	0	1	1	2
23 Matt Diaz, R (1, 7) OBP: 0.282, SLG: 0.311 55 Michael McKenry, R (8, 2) OBP: 0.176, SLG: 0.176	C SI 93 D SI 94 S SL 87 B SL 89 B SI 93 X SI 93 3-2 ② **FC6-4**, **1-2f**, **3-H**		T SI 93 B SI 93 S FF 95 B FF 95 F FF 96 F SI 94 B SI 95 X FF 94 3-2 2 PB, 37 1B, **1B**		1 SAFE B SI 89 F SI 89 B SI 92 F SI 87 S SI 93 2-3 ② ③ **K**, **1-2**			L FF 91 C FF 92 F FF 93 S SL 82 0-3 ① **K**	B SL 79 C FF 94 F FF 94 X SI 94 1-2 ③ **G6-3**			4	0	1	1	0	2	2
												1	0	0	0	0	0	3
37 Lyle Overbay, L (1, 3) OBP: 0.307, SLG: 0.353	B FF 95 B SI 92 B SI 94 B FF 94 4-0 **BB**		B FF 94 B FF 93 B FF 94 C FF 93 C FF 94 F SI 92 X FF 92 3-2 2 PB, **1-2**, **1B**			C SI 90 B FC 88 F FF 91 C CU 78 1-3 ① **K**		B FF 93 F FF 93 X SI 93 1-1 ② **L4**		C SI 89 F SI 89 C FF 92 0-3 ① **K**		4	0	1	0	1	2	0
2 Brandon Wood, R (1, 5) OBP: 0.262, SLG: 0.305	C SI 92 B SL 89 F SI 94 B SI 90 S FF 97 2-3 ③ **K**		B SL 83 S SI 92 T SI 92 B SL 85 S SI 91 2-3 **K**, **1-2**, **2-3**			X FF 91 0-0 26 1B, **1B**		B SL 81 X FF 92 1-0 **1B**		B SL 81 C SI 90 S SI 89 B SI 91 F SL 82 B SI 91 X SI 90 3-2 ② **G6-3**		5	0	2	0	0	2	4
5 Ronny Cedeno, R (1, 6) OBP: 0.280, SLG: 0.317		C FF 95 S SI 93 F SI 94 X FF 96 0-2 26 PB, 22 FC5-2, **2B**	F SI 90 S SI 93 F SI 91 D SI 95 B FF 89 X SI 93 2-2 ③ **G5-3**			C SI 92 D SI 90 1 SAFE F FC 89 1 SAFE F FC 89 X SI 90 1-2 ② **F8**		B FF 91 C FF 91 S FF 91 S FF 93 1-3 ③ **K**		C FF 92 X SL 83 0-1 **1B**	5	0	2	0	0	1	5
26 Dusty Brown, R (1, 2) OBP: 0.138, SLG: 0.107 31 Jose Tabata, R (8, 7) OBP: 0.348, SLG: 0.354		B FF 92 S SI 92 B SI 94 F SI 92 B SL 88 X SI 93 3-2 ① **L3**, **2-3**		B SI 92 C SI 92 B SI 92 C FF 93 B FF 92 X SI 89 3-2 ① **G5-3**		B FC 88 B SI 91 B SI 90 C SI 89 C FC 87 X FC 88 3-2 **1-3**, **1B**			C FF 94 B SL 83 X FF 93 1-1 ① **L1-3**	C SL 81 F SI 91 X FF 92 0-2 ③ **G4-3**		3	0	1	0	0	0	1
												2	0	0	0	0	0	1
Inning Stats	R: 2 E: 1 K: 2 S: 17 H: 3 LOB: 2 BB: 1 P: 30	R: 0 E: 0 K: 0 S: 16 H: 1 LOB: 1 BB: 0 P: 22	R: 0 E: 0 K: 1 S: 21 H: 2 LOB: 3 BB: 0 P: 33	R: 0 E: 0 K: 0 S: 8 H: 0 LOB: 0 BB: 0 P: 12	R: 0 E: 0 K: 2 S: 8 H: 1 LOB: 1 BB: 0 P: 13	R: 0 E: 0 K: 2 S: 14 H: 2 LOB: 2 BB: 0 P: 20	R: 0 E: 0 K: 0 S: 7 H: 0 LOB: 0 BB: 0 P: 10	R: 0 E: 0 K: 2 S: 10 H: 1 LOB: 1 BB: 0 P: 13	R: 0 E: 0 K: 0 S: 11 H: 0 LOB: 3 BB: 2 P: 25	R: 0 E: 0 K: 1 S: 12 H: 1 LOB: 1 BB: 0 P: 15	R: 0 E: 0 K: 0 S: 7 H: 0 LOB: 1 BB: 1 P: 14						

PITCHER		IP	WLS	BF	H	R	ER	SO	BB	IBB	HBP	BLK	WP	HR	S	P	ERA	WHIP
63 Justin Masterson, R ERA: 3.18	(1, 1)	5.0		23	7	2	2	5	1	0	0	0	0	0	70	110	3.60	1.600
37 Chad Durbin, R ERA: 7.14	(6, 1)	1.0		5	2	0	0	2	0	0	0	0	0	0	14	20	0.00	2.000
53 Rafael Perez, L ERA: 1.27	(7, 1)	1.0		3	0	0	0	0	0	0	0	0	0	0	7	10	0.00	0.000
52 Vinnie Pestano, R ERA: 1.38	(8, 1)	1.0		4	1	0	0	2	0	0	0	0	0	0	10	13	0.00	1.000
54 Chris Perez, R ERA: 2.39	(9, 1)	1.0		6	0	0	0	0	2	0	1	0	0	0	11	25	0.00	2.000

PITCHER		IP	WLS	BF	H	R	ER	SO	BB	IBB	HBP	BLK	WP	HR	S	P	ERA	WHIP
38 Joe Smith, R ERA: 1.13	(10, 1)	1.1		5	1	0	0	1	0	0	0	0	0	0	14	19	0.00	0.750
49 Tony Sipp, L ERA: 2.03	(11, 1)	0.2	W	3	0	0	0	0	1	0	0	0	0	0	5	10	0.00	1.500

TOP

Pittsburgh Pirates @ Cleveland Indians

Progressive Field, Cleveland, OH

Sun Jun 19 2011, 1:06 PM - 6:29 PM EDT

Att. 30,023 - Cloudy - 78 F

livebaseballscorecards.com

AB	44
R	2
H	11
RBI	2
BB	4
SO	10
LOB	24

1B: 9	SF: 0	WP: 0	PA: 49
2B: 2	SAC: 0	PB: 2	
3B: 1	DP: 1	SB: 3	
HR: 0	HBP: 1	CS: 1	

Batter	1	2	3	4	5	6	7	8	9	10	11	AB	R	H	RBI	BB	SO	LOB
24 Grady Sizemore, L (1, 8) OBP: 0.309, SLG: 0.484	C FF 87 F SI 91 F FF 91 B CH 82 S CU 70 1-3 ① **K**	C FF 91 S CU 72 B CU 66 S CU 72 1-3 ③ **K**			B SI 89 C CU 68 F SI 90 S CU 73 1-3 ② **K**		B CU 72 C CU 67 B FF 91 T CU 70 F CU 72 B CU 67 X CU 68 3-2 ③ **G6-3**			B SI 90 S SI 91 S SI 92 S SI 92 1-3 ① **K**		5	0	0	0	0	4	0
23 Michael Brantley, L (1, 7) OBP: 0.339, SLG: 0.402	B SI 89 C CH 84 X SI 89 1-1 **2B**		C SI 89 C CU 71 X SI 90 0-2 ① **P3**		X SI 92 0-0 ③ **F8**			C SI 93 T SI 94 B CU 80 C CU 79 1-3 ① **K**		C SL 85 F SL 85 B SI 90 F SL 85 T SI 91 1-2 ② **K**		5	0	1	0	0	2	0
13 Asdrúbal Cabrera, S (1, 6) OBP: 0.340, SLG: 0.502	B CH 83 F SI 90 X FF 91 1-1 ② **P5**		B SI 90 C CU 69 F FF 88 S FF 92 1-3 ② **K**			L CU 69 B FF 91 X CH 77 1-1 ① **F7**		S FS 86 X SI 94 0-1 ② **L3**		B CH 83 B CH 83 F SI 90 X SI 91 2-1 ③ **F7**		5	0	0	0	0	1	1
48 Travis Hafner, L (1, 10) OBP: 0.412, SLG: 0.542	C SI 91 H SL 79 1-1 **HBP**		B CH 78 C CH 83 B FF 92 C SI 86 X CU 71 2-2 **1B**			F CH 78 C CU 71 F SL 79 F SI 90 B CH 83 X CU 66 1-2 ② **G1-3**		S FS 85 C CU 80 B CU 80 F SI 95 X CU 80 1-2 ③ **F8**			B SI 94 B SI 95 F SI 94 F SI 95 X SI 94 2-2 ① **F7**	4	0	1	0	0	0	0
17 Shin-Soo Choo, L (1, 9) OBP: 0.332, SLG: 0.354	B CH 79 C CH 82 X FF 91 1-1 ③ **L7**		B CU 70 T CH 77 X SI 89 1-1 ③ **L3**			B SI 90 C CU 71 B CH 78 X CH 78 2-1 41 E **1B**			B FF 92 B FF 92 X FF 92 2-0 41 CS **1B**		B SL 88 X SI 94 1-0 41 S 35 HR **1B**	5	1	3	0	0	0	3
41 Carlos Santana, S (1, 3) OBP: 0.354, SLG: 0.404		X FF 87 0-0 **HR**		C CU 72 B SI 90 F SL 79 X SI 90 1-2 ① **G4-3**		1 SAFE 1 SAFE I IN 67 I IN 70 I IN 68 I IN 66 4-0 1-2 **IBB**			B SI 94 B CU 78 1 SAFE B FF 93 C SI 92 C FF 93 F FF 94 X FF 95 3-2 ① 35 F9 1-2 **2B**		F SI 94 B SI 86 I I IN 70 I 4-1 1-2 35 HR **IBB**	3	2	2	1	2	0	0
35 Cord Phelps, S (1, 4) OBP: 0.250, SLG: 0.333	X SI 88 0-0 9 PB 6 G6-4-3 **2B**			X SI 90 0-0 ② **L4**		B CH 78 B CH 78 C CU 70 X SI 91 2-1 ③ **G4-3**			C SI 90 F CH 83 B SI 92 X SI 91 1-2 ② **F9** 2-3		B SI 94 X SI 94 1-0 1-H 2-H **HR**	5	2	2	3	0	0	3
9 Jack Hannahan, L (1, 5) OBP: 0.315, SLG: 0.352		B CH 80 B SI 92 F CH 81 B SI 91 B SI 92 4-1 6 G6-4-3 2-3 **BB**		B SI 91 S CU 69 B CU 72 B CH 83 X SI 87 3-1 ③ **G3-1**			B CU 70 C CH 84 C FF 91 F CU 72 B FF 90 X CU 67 2-2 ① **F9**		B SL 84 F SL 83 B SI 91 B SI 92 B SL 83 4-1 **BB**			2	0	0	0	2	0	0
6 Lou Marson, R (1, 2) OBP: 0.272, SLG: 0.293		1 SAFE F SL 80 B SI 89 X SL 81 1-1 ① ② **G6-4-3** 1-2f 3-H			X SI 87 0-0 ① **F8**		B SL 80 X SI 87 1-0 ② **L7**		X CH 84 0-0 ③ **P4**			4	0	0	0	0	0	3
Inning Stats	R: 0 E: 0 K: 1 S: 11 H: 1 LOB: 2 BB: 0 P: 16	R: 2 E: 0 K: 1 S: 8 H: 2 LOB: 0 BB: 1 P: 14	R: 0 E: 0 K: 1 S: 11 H: 1 LOB: 1 BB: 0 P: 15	R: 0 E: 0 K: 0 S: 6 H: 0 LOB: 0 BB: 0 P: 10	R: 0 E: 0 K: 1 S: 5 H: 0 LOB: 0 BB: 0 P: 6	R: 0 E: 1 K: 0 S: 11 H: 1 LOB: 2 BB: 1 P: 21	R: 0 E: 0 K: 0 S: 9 H: 0 LOB: 0 BB: 0 P: 15	R: 0 E: 0 K: 1 S: 9 H: 0 LOB: 0 BB: 0 P: 11	R: 0 E: 0 K: 0 S: 10 H: 2 LOB: 2 BB: 1 P: 20	R: 0 E: 0 K: 2 S: 9 H: 0 LOB: 0 BB: 0 P: 13	R: 3 E: 0 K: 0 S: 6 H: 2 LOB: 0 BB: 1 P: 14	1B: 4 2B: 3 3B: 0 HR: 2 SF: 0 SAC: 0 DP: 1 HBP: 1						

PITCHER		IP	WLS	BF	H	R	ER	SO	BB	IBB	HBP	BLK	WP	HR	S	P	ERA	WHIP
27 Jeff Karstens, R ERA: 2.54	(1, 1)	7.0		28	5	2	1	4	1	1	1	0	0	1	61	97	1.29	0.857
43 Jose Veras, R ERA: 3.26	(8, 1)	1.0		3	0	0	0	1	0	0	0	0	0	0	9	11	0.00	0.000
30 Chris Resop, R ERA: 3.98	(9, 1)	0.1		2	2	0	0	0	0	0	0	0	0	0	5	10	0.00	6.000
65 Tony Watson, L ERA: 1.29	(9, 1)	1.2		6	0	0	0	2	1	0	0	0	0	0	14	23	0.00	0.600
48 Tim Wood, R ERA: 5.79	(11, 1)	0.1	L	4	2	3	3	0	0	1	0	0	0	1	6	14	81.00	6.000

PITCHER	IP	WLS	BF	H	R	ER	SO	BB	IBB	HBP	BLK	WP	HR	S	P	ERA	WHIP

BOTTOM

Pittsburgh Pirates @ Cleveland Indians

Progressive Field, Cleveland, OH

Sun Jun 19 2011, 1:06 PM - 6:29 PM EDT

Att. 30,023 - Cloudy - 78 F

livebaseballscorecards.com

AB	38
R	5
H	9
RBI	4
BB	4
SO	7
LOB	10

WP: 0 PB: 1 SB: 1 CS: 1 PA: 43

Colorado Rockies @ Cleveland Indians

Progressive Field, Cleveland, OH

Mon Jun 20 2011, 7:07 PM - 10:26 PM EDT

Att. 15,224 - Overcast - 76 F

TOP

livebaseballscorecards.com

Batter	1	2	3	4	5	6	7	8	9	AB	R	H	RBI	BB	SO	LOB
5 Carlos González, L (1, 8) OBP: 0.343, SLG: 0.452	X FF 93 0-0 17 1B, 10 S, 2 1B, 1B		L SI 92 F CH 85 X CH 86 0-2 10 G1-6-3, 1B		B SI 91 F CH 85 B SI 92 B SI 92 X SI 92 3-1 17 BB, 10 1B, 2 2B, 1B 1-2	B FC 89 F FC 90 S CH 84 B SI 91 S CU 80 2-3 ③ K2-3		X FF 86 0-0 ① F8		5	2	3	0	0	1	2
10 Chris Nelson, R (1, 4) OBP: 0.292, SLG: 0.484	B SI 92 B SI 92 C SI 92 F SI 93 X SI 93 2-2 ① G1-3 1-2		B SI 91 X SI 92 1-0 ①② G1-6-3 1-2f		C SI 92 F SL 87 F SI 93 X SL 87 0-2 17 BB, 2 2B, 1B 1-2 2-3		B FC 88 C SI 89 F FC 88 S FC 90 1-3 ① K	B FF 95 S SI 95 S FF 95 1 SAFE S SI 96 1-3 ② K 1-3 2-H		5	1	1	0	0	2	3
17 Todd Helton, L (1, 3) OBP: 0.389, SLG: 0.505	C SI 94 X CH 85 0-1 2 1B, 1B 2-3		X CH 85 0-0 ③ G3-1		B SI 93 B SI 94 C SI 93 F SI 93 B FF 94 B SI 92 4-2 2 2B, 23 HR, BB 1-2 2-3 3-H		F SI 92 S FF 90 X SI 92 0-2 7 1B, 23 BB, 1B	C SI 96 S SI 96 B SI 96 B SI 96 F FF 96 F SI 96 F SL 88 X FF 96 2-2 ③ F9		4	1	2	1	1	0	1
2 Troy Tulowitzki, R (1, 6) OBP: 0.343, SLG: 0.498	C SI 93 S SI 94 F SI 93 B SI 93 F SI 93 X SL 84 1-2 1-2 3-H 1B			C SI 94 B CH 86 F SI 93 B SI 93 X SI 93 2-2 ① F7	X SI 93 0-0 23 HR, 2B 1-3 2-H 3-H		B SI 91 X SI 91 1-0 ② F8		C SL 85 F FF 96 S FF 96 0-3 ① K	5	1	2	3	0	1	1
23 Jason Giambi, L (1, 10) OBP: 0.359, SLG: 0.642	C SI 94 X CH 87 0-1 ② F7			X SI 93 0-0 ② G4-3	D CH 87 B SI 93 B SI 93 C SI 93 X SI 92 3-1 2-H 3-H HR		B SI 85 B SL 85 B FF 85 B FF 90 4-0 7 1B 1-2 BB		B SI 95 C FF 94 B CH 86 X SI 95 2-1 ② F7	4	1	1	3	1	0	2
7 Seth Smith, L (1, 9) OBP: 0.363, SLG: 0.522	X SI 94 0-0 ③ L3			B CH 87 B CH 86 B SI 93 C SI 93 X SI 92 3-1 ③ G3-1	C CH 86 B SI 94 S CH 85 F CH 86 B SI 94 X CH 85 2-2 2B		C FF 85 B FF 87 S FF 86 X FF 87 1-2 1-2 2-3 1B		C SL 84 B SI 95 B SI 94 F FF 96 X SI 96 2-2 ③ P5	5	0	2	0	0	0	2
21 Ty Wigginton, R (1, 5) OBP: 0.320, SLG: 0.461		B SI 91 X SI 92 1-0 ① P2			G5-3 F FF 86 F SI 90 T FC 80 0-2 ③ K		D FF 86 S FF 89 D FF 86 S FF 90 S FF 88 2-3 ③ K			4	0	0	0	0	2	4
8 Charlie Blackmon, L (1, 7) OBP: 0.380, SLG: 0.375		B FF 92 C CH 85 F CH 86 B SI 93 X SI 93 2-2 ② F8			C SI 93 S CH 85 B SI 92 X CH 85 1-2 ② G4-3 C SI 90 B CU 76 X FC 88 1-1 ① F7			B FF 85 B FF 90 B FF 89 C FF 90 C FF 91 B FF 90 4-2 20 1B, 10 E, BB		3	1	0	0	1	0	0
20 Chris Iannetta, R (1, 2) OBP: 0.392, SLG: 0.455		F SI 93 X SI 93 0-1 ③ P2			S SI 93 B SI 94 B SI 94 F SI 92 B SI 92 B SI 91 4-2 10 1B, 5 1B, 17 BB, BB F FF 91 B SI 90 C FC 88 F FC 89 X SI 92 1-2 ② G1-3			1 SAFE X FF 89 0-0 10 E 1-2 1B		3	1	1	0	1	0	0

Inning Stats																								
	R: 1	H: 3	R: 0	H: 0	R: 0	H: 1	R: 0	H: 0	R: 6	H: 5	R: 0	H: 0	R: 0	H: 2	R: 1	H: 1	R: 0	H: 0	1B: 9	SF: 0	WP: 0	PA: 42
	E: 0	LOB: 2	E: 0	LOB: 0	E: 0	LOB: 0	E: 0	LOB: 0	E: 0	LOB: 1	E: 0	LOB: 0	E: 0	LOB: 3	E: 1	LOB: 1	E: 0	LOB: 0	2B: 2	SAC: 0	PB: 0	
	K: 0	BB: 0	K: 0	BB: 0	K: 0	BB: 0	K: 0	BB: 0	K: 1	BB: 2	K: 1	BB: 0	K: 2	BB: 1	K: 1	BB: 1	K: 1	BB: 0	3B: 0	DP: 1	SB: 1	
	S: 14	P: 17	S: 6	P: 9	S: 5	P: 6	S: 6	P: 11	S: 24	P: 41	S: 9	P: 13	S: 13	P: 22	S: 13	P: 20	S: 8	P: 12	HR: 1	HBP: 0	CS: 0	

PITCHER		IP	WLS	BF	H	R	ER	SO	BB	IBB	HBP	BLK	WP	HR	S	P	ERA	WHIP
55 Roberto Hernandez, R ERA: 5.98	(1, 1)	4.2	L	24	9	7	7	0	2	0	0	0	0	1	52	81	13.50	2.357
37 Chad Durbin, R ERA: 6.68	(5, 1)	2.0		7	1	0	0	3	0	0	0	0	0	0	19	25	0.00	0.500
53 Rafael Perez, L ERA: 1.24	(7, 1)	0.2		6	2	1	0	1	2	0	0	0	0	0	10	21	0.00	6.000
56 Frank Herrmann, R ERA: 5.06	(8, 1)	1.2		5	0	0	0	2	0	0	0	0	0	0	17	24	0.00	0.000

PITCHER	IP	WLS	BF	H	R	ER	SO	BB	IBB	HBP	BLK	WP	HR	S	P	ERA	WHIP

AB	38
R	8
H	12
RBI	7
BB	4
SO	6
LOB	15

BOTTOM

Colorado Rockies @ Cleveland Indians

Progressive Field, Cleveland, OH

Mon Jun 20 2011, 7:07 PM - 10:26 PM EDT

Att. 15,224 - Overcast - 76 F

livebaseballscorecards.com

Batter	1	2	3	4	5	6	7	8	9	AB	R	H	RBI	BB	SO	LOB
24 Grady Sizemore, L (1, 8) OBP: 0.306, SLG: 0.475	C FF 94 X SL 84 0-1 ① G1-6-3		F SI 92 C SI 94 S FF 95 0-3 ① K		X CH 85 0-0 48 BB 23 1B 17 1B 1B	X SI 98 0-0 ②③ G4-6-3 1-2f			B CH 80 X SI 90 1-0 ② F9	5	1	1	0	0	1	1
23 Michael Brantley, L (1, 7) OBP: 0.340, SLG: 0.402	C FF 96 B FF 95 B FF 95 F FF 95 X CH 86 2-2 13 1B 48 HR 1B		C FF 94 X FF 96 0-1 ② G6-3		B FF 92 1 SAFE B FF 90 F FF 91 X FF 91 2-1 48 BB 17 1B 1-2 1B		B FF 90 B FF 89 C FF 89 F KC 80 F FF 90 B KC 81 F FF 90 C KC 79 3-3 ① K		B SI 90 X SI 90 1-0 ③ G3	5	2	2	0	0	1	0
13 Asdrúbal Cabrera, S (1, 6) OBP: 0.339, SLG: 0.498	1 SAFE 1 SAFE B FF 93 B FF 93 S FF 92 F FF 94 1 SAFE F FF 94 X SL 83 2-2 48 HR 1-3 1B		F FF 95 C FF 95 S FF 96 0-3 ③ K		B FF 93 F FF 94 C FF 93 S FF 93 1-3 ② K		C FF 90 C CH 84 X FF 90 0-2 F9			4	1	1	0	0	2	2
48 Travis Hafner, L (1, 10) OBP: 0.414, SLG: 0.561	B CH 84 S FF 92 C SL 82 F FF 96 F CH 88 D CH 86 X SL 82 2-2 1-H 3-H HR			S FF 94 X FF 95 0-1 ① L4	B FF 94 B FF 93 B FF 93 C FF 93 B FF 90 4-1 41 1B 17 1B 1-2 2-3 BB		C KC 78 S KC 81 B KC 80 C FF 91 1-3 ③ K			3	1	1	3	1	1	0
17 Shin-Soo Choo, L (1, 9) OBP: 0.331, SLG: 0.353	B SI 94 S FF 95 B FF 95 S FF 95 F FF 96 S FF 96 2-3 ② K			B FF 94 F FF 95 B FF 96 F FF 95 X FF 95 2-2 ② G4-3	C SL 84 X SL 83 0-1 41 1B 1-2 2-H 3-H 1B			C KC 78 B FF 89 B KC 78 C FF 90 F KC 80 X FF 88 2-2 ① G4-3		4	0	1	2	0	1	0
41 Carlos Santana, S (1, 3) OBP: 0.359, SLG: 0.422	C FF 94 C FF 97 B FF 96 S FF 97 1-3 ③ K			B CH 83 C FF 93 X FF 94 1-1 HR	D FF 95 F FF 94 B FF 95 X FF 94 2-1 1-2 2-3 1B			C CH 83 B FF 89 S CH 84 F KC 80 X KC 83 1-2 35 S 35 1B 1B		4	2	3	1	0	1	0
20 Orlando Cabrera, R (1, 5) OBP: 0.273, SLG: 0.326		B FF 95 B FF 95 B FF 94 B FF 94 4-0 6 G4-6-3 BB		C SL 83 X FF 94 0-1 35 FC4-6 1B	D FF 95 F FF 95 C SL 86 X FF 97 1-2 ③ L8			C FF 94 F FF 94 1 SAFE B SL 83 F FF 94 1 SAFE S SL 82 1-3 ② K		3	0	1	0	1	1	4
35 Cord Phelps, S (1, 4) OBP: 0.250, SLG: 0.320		1 SAFE B FF 92 B FF 93 C FF 94 1 SAFE X FF 93 2-1 ① F9		X SI 94 0-0 ③ FC4-6 1-2f		C FF 97 X SL 85 0-1 ① L3		F FF 94 X FF 93 0-1 ③ 1-H 1B		4	0	1	1	0	0	2
6 Lou Marson, R (1, 2) OBP: 0.274, SLG: 0.295 28 Travis Buck, L (9, PH) OBP: 0.270, SLG: 0.340		C FF 94 X FF 94 0-1 ②③ G4-6-3 1-2f			B SI 91 F FF 92 S SL 83 B FF 95 S FF 94 2-3 ① K	B SI 97 C SI 98 F FF 98 B SL 88 B SL 85 X FF 96 3-2 24 G4-6-3 1B			X CH 80 0-0 ① F7	3 1	0 0	1 0	0 0	0 0	1 0	1 0

	AB	R	H	RBI	BB	SO	LOB
	36	7	12	7	2	9	10

Inning Stats	1	2	3	4	5	6	7	8	9	1B: 10 SF: 0	WP: 0 PA: 38
	R: 3 H: 3 E: 0 LOB: 0 K: 2 BB: 0 S: 21 P: 30	R: 0 H: 0 E: 0 LOB: 0 K: 0 BB: 1 S: 4 P: 10	R: 0 H: 0 E: 0 LOB: 0 K: 2 S: 8 P: 8	R: 1 H: 2 E: 0 LOB: 1 K: 0 BB: 0 S: 10 P: 13	R: 2 H: 4 E: 0 LOB: 3 K: 2 BB: 1 S: 17 P: 29	R: 0 H: 1 E: 0 LOB: 0 K: 2 BB: 0 S: 6 P: 9	R: 0 H: 0 E: 0 LOB: 0 K: 2 BB: 0 S: 11 P: 15	R: 1 H: 2 E: 0 LOB: 1 K: 1 BB: 0 S: 14 P: 18	R: 0 H: 0 E: 0 LOB: 0 K: 0 BB: 0 S: 3 P: 5	2B: 0 SAC: 0 3B: 0 DP: 2 HR: 2 HBP: 0	PB: 0 SB: 1 CS: 0

PITCHER		IP	WLS	BF	H	R	ER	SO	BB	IBB	HBP	BLK	WP	HR	S	P	ERA	WHIP
44 Juan Nicasio, R ERA: 4.71	(1, 1)	4.2		22	7	6	6	6	2	0	0	0	0	2	53	80	11.57	1.929
49 Rex Brothers, L ERA: 6.75	(5, 1)	0.1		3	2	0	0	0	0	0	0	0	0	0	7	10	0.00	6.000
27 Matt Lindstrom, R ERA: 2.73	(6, 1)	1.0	W	3	1	0	0	0	0	0	0	0	0	0	6	9	0.00	1.000
51 Matt Reynolds, L ERA: 3.63	(7, 1)	1.1	H	5	1	1	1	2	0	0	0	0	0	0	19	26	6.75	0.750
63 Rafael Betancourt, R ERA: 3.38	(8, 1)	0.2	H	2	1	0	0	1	0	0	0	0	0	0	6	7	0.00	1.500

PITCHER		IP	WLS	BF	H	R	ER	SO	BB	IBB	HBP	BLK	WP	HR	S	P	ERA	WHIP
16 Huston Street, R ERA: 3.74	(9, 1)	1.0	S	3	0	0	0	0	0	0	0	0	0	0	3	5	0.00	0.000

Colorado Rockies @ Cleveland Indians

Progressive Field, Cleveland, OH

Tue Jun 21 2011, 7:06 PM - 10:21 PM EDT

Att. 15,877 - Cloudy - 86 F

TOP

livebaseballscorecards.com

Batter	1	2	3	4	5	6	7	8	9	AB	R	H	RBI	BB	SO	LOB
5 Carlos González, L (1, 8) OBP: 0.345, SLG: 0.456	C SI 85 F SL 78 X FF 90 0-2 18 G3 1B		C SI 86 X SL 79 0-1 ② G4-3		B CH 79 F FF 91 F SI 90 X SL 82 1-2 18 1B 2B		B SL 85 F SL 85 S SL 86 F SL 87 S SL 86 1-3 ② K			4	1	2	0	0	1	1
18 Jonathan Herrera, S (1, 4) OBP: 0.320, SLG: 0.317	B SI 86 1 SAFE B SI 87 C SI 89 X FF 87 2-1 ① G3 1-2		B SI 86 B SI 86 B CH 82 B SI 86 4-0 BB		B SI 88 F SI 92 X CH 78 1-1 17 CS 2-H 1B		1 SAFE F FF 89 F SL 86 X SL 87 0-2 ③ F7			3	0	1	1	1	0	2
17 Todd Helton, L (1, 3) OBP: 0.387, SLG: 0.500	B SI 89 C CH 78 F CH 78 S SI 91 1-3 ② K		B SI 91 F SI 86 B FF 91 C CH 77 X FF 90 2-2 ③ G4-3		F FF 90 C SI 90 D CH 79 P PO 81 2-2 ③ CS 1-2	F CH 78 B SI 91 X SI 90 1-1 ① L7		C FF 88 C SL 87 F SL 86 X SL 86 0-2 2 G5-4-3 1B		4	0	1	0	0	1	2
2 Troy Tulowitzki, R (1, 6) OBP: 0.339, SLG: 0.491	C SI 92 F FF 89 F CH 77 X SL 84 0-2 ③ G6-3			C FF 88 X SI 90 0-1 ① P2		S SL 82 S SI 92 B SI 92 X FF 92 1-2 ② G1-3		C SL 86 F SL 86 B SL 86 X SL 85 1-2 ①② G5-4-3 1-2f		4	0	0	0	0	0	2
23 Jason Giambi, L (1, 10) OBP: 0.382, SLG: 0.684		C SI 84 C CH 76 B SI 89 B FF 91 F SI 88 B CH 79 X FF 87 3-2 7 1B 2B		C CH 78 B SI 90 F CH 78 F FF 90 F SI 90 B SI 92 F FF 92 X SL 83 2-2 7 FC3-6 1B		F FF 92 S CH 79 X CH 77 0-2 7 HR 2B		F SL 85 C SL 85 S FF 91 0-3 ③ K		4	1	3	0	0	1	0
7 Seth Smith, L (1, 9) OBP: 0.370, SLG: 0.555		B FF 90 B SI 86 C SI 84 C SI 89 F FF 91 F CH 77 F SI 88 X SL 80 2-2 21 FC1-4 2-3 1B		X SI 90 0-0 ② FC3-6 1-2f	B CH 79 F SI 92 F SI 91 X FC 91 1-2 2-H HR		B FF 95 F SI 94 C SL 83 B FF 94 F FF 94 X SL 82 2-2 HR		4	2	3	3	0	0	1
21 Ty Wigginton, R (1, 5) OBP: 0.318, SLG: 0.457 1 Eric Young Jr., S (9, PR) OBP: 0.244, SLG: 0.214 10 Chris Nelson, R (9, 5) OBP: 0.292, SLG: 0.484		C SI 89 F SI 90 B SL 84 X FF 90 1-2 ① FC1-4 8 G3-6-3 1-2f		B FF 88 X SI 92 1-0 ③ G5-3	F FF 89 B SI 93 B SL 82 X FF 89 2-1 ③ P3		F SI 94 X SI 94 0-1 20 G4-6-3 1B		4 0 0	0 0 0	1 0 0	0 0 0	0 0 0	0 0 0	3 0 0
8 Charlie Blackmon, L (1, 7) OBP: 0.352, SLG: 0.346		X FC 91 0-0 ②③ G3-6-3 1-2f			C SI 86 B CH 77 X CH 78 1-1 ① F8		B FF 86 C SI 86 B SI 87 C CH 78 X SI 90 2-2 ① G4-3		X SI 92 0-0 ① F8	4	0	0	0	0	0	3
20 Chris Iannetta, R (1, 2) OBP: 0.389, SLG: 0.447			X SI 89 0-0 ① G5-3		C FF 88 B FF 90 C SL 82 C SI 91 1-3 ② K		B FC 87 B SI 90 B FF 88 C SI 88 C SI 89 B SL 82 4-2 BB		B FF 92 F FF 93 1 SAFE B FF 92 F FF 94 X SI 93 2-2 ②③ G4-6-3 1-2f	3	0	0	0	1	1	1

	AB	34
	R	4
	H	11
	RBI	4
	BB	2
	SO	4
	LOB	15

Inning Stats																				
	R: 0 E: 0 K: 1 S: 12	H: 1 LOB: 1 BB: 0 P: 15	R: 0 E: 0 K: 0 S: 14	H: 2 LOB: 1 BB: 0 P: 20	R: 0 E: 0 K: 0 S: 6	H: 0 LOB: 1 BB: 1 P: 12	R: 0 E: 0 K: 0 S: 10	H: 1 LOB: 1 BB: 0 P: 13	R: 1 E: 0 K: 1 S: 13	H: 2 LOB: 0 BB: 0 P: 18	R: 2 E: 0 K: 0 S: 13	H: 2 LOB: 0 BB: 0 P: 18	R: 0 E: 0 K: 1 S: 12	H: 0 LOB: 1 BB: 1 P: 19	R: 0 E: 0 K: 1 S: 10	H: 1 LOB: 0 BB: 0 P: 11	R: 1 E: 0 K: 0 S: 10	H: 2 LOB: 1 BB: 0 P: 14	1B: 6 2B: 3 3B: 0 HR: 2	SF: 0 SAC: 0 DP: 3 HBP: 0	WP: 0 PB: 0 SB: 0 CS: 1	PA: 37

PITCHER		IP	WLS	BF	H	R	ER	SO	BB	IBB	HBP	BLK	WP	HR	S	P	ERA	WHIP
51 Mitch Talbot, R ERA: 4.91	(1, 1)	6.1		27	8	3	3	2	2	0	0	0	0	1	73	107	4.26	1.579
53 Rafael Perez, L ERA: 1.17	(7, 1)	1.2		5	1	0	0	2	0	0	0	0	0	0	17	19	0.00	0.600
54 Chris Perez, R ERA: 2.63	(9, 1)	1.0	L	4	2	1	1	0	0	0	0	0	0	1	10	14	9.00	2.000

PITCHER	IP	WLS	BF	H	R	ER	SO	BB	IBB	HBP	BLK	WP	HR	S	P	ERA	WHIP

Batter	1	2	3	4	5	6	7	8	9	AB	R	H	RBI	BB	SO	LOB
23 Michael Brantley, L (1, 8) OBP: 0.338, SLG: 0.396	C FF 90 S SI 89 B SL 83 X CU 79 1-2 ① G3		B FF 93 B FF 93 B SI 89 B FF 92 4-0 ② 13 BB 35 BB BB		C FF 93 B SI 91 F FF 91 C SI 92 1-3 ③ K		C FF 89 B FF 89 F KC 79 B FF 87 F KC 80 B KC 78 X FF 89 3-2 ③ F7		B SI 91 C SI 89 X SI 90 1-1 ② F8	4	0	0	0	1	1	1
35 Cord Phelps, S (1, 4) OBP: 0.303, SLG: 0.414	C FF 92 X SI 89 0-1 ② G3-1		B CH 83 F SI 89 B SI 90 1 SAFE 1 SAFE B SI 88 B FF 88 4-1 13 BB 1-2 BB			C FF 90 S CH 83 S SL 83 0-3 ① K		F FF 94 B FF 94 F X SL 80 1-2 48 13 1B 1B	B SI 91 F SI 91 T CH 83 B SI 90 X CH 83 2-2 3B	4	1	2	0	1	1	0
13 Asdrúbal Cabrera, S (1, 6) OBP: 0.346, SLG: 0.498	B FF 92 B SI 89 F SI 88 B SI 91 S SI 90 S CU 80 3-3 ③ K		B SI 93 B SI 91 C CU 78 B SI 91 B SI 91 4-1 1-2 2-3 BB			C FF 91 F SI 92 B SL 84 B FF 92 B SL 85 B SL 80 4-2 48 BB 17 1B BB		C FF 93 X FF 93 0-1 48 1B 28 1B 1-2 1B	C SI 89 B SI 90 B SI 90 B CH 84 B SI 92 4-1 26 S BB	2	2	1	0	3	1	0
48 Travis Hafner, L (1, 10) OBP: 0.417, SLG: 0.556 8 Adam Everett, R (8, PR) OBP: 0.290, SLG: 0.246 (9, 10) 26 Austin Kearns, R (9, PH) OBP: 0.296, SLG: 0.287		B SI 90 C SI 92 B CH 83 C CU 78 B SI 91 F SI 92 F CU 80 X SI 91 3-2 ① F8	B CU 79 C SI 91 F FF 93 S SL 86 1-3 ③ K			B SI 91 B SI 90 C CH 84 D CU 80 B SI 90 4-1 17 1B 1-2 BB		B FF 94 B CH 88 C FF 93 F FF 94 B FF 93 X FF 94 3-2 28 1B 1-2 2-H 1B	S SL 82 D SL 81 B SL 83 T SL 82 S SL 84 2-3 ③ K 1-2	3 0 1	0 0 0	1 0 0	1 0 0	1 0 1	1 0 0	3 0 2
17 Shin-Soo Choo, L (1, 9) OBP: 0.330, SLG: 0.351		B FF 92 X SI 89 1-0 ② G1-3		C FF 90 C FF 88 X CU 79 0-2 ① G3		B FF 92 S SI 89 X SI 90 1-1 ② 1-3 2-H 1B		F FF 91 F FF 93 X SL 89 0-2 ① F8		4	0	1	1	0	0	2
41 Carlos Santana, S (1, 3) OBP: 0.358, SLG: 0.417		F SI 91 B SI 91 B CU 78 C CU 78 B SI 92 B SL 83 4-2 BB		B FF 91 B FF 89 C SI 88 S CH 82 F SL 82 C FF 93 2-3 ② K		C SI 88 X CH 84 0-1 ③ G3		B B FF 92 C FF 92 X SL 87 2-1 ② L3		3	0	0	0	1	1	3
28 Travis Buck, L (1, 7) OBP: 0.269, SLG: 0.337		C FF 91 B CH 82 X CH 84 1-1 ③ F9		B FF 92 B FF 92 C FF 93 B CH 83 F SI 90 X CU 79 3-2 ③ G6-3			B FF 89 B SI 88 X FC 90 2-0 ① G3-1	S SI 92 B FF 93 B FF 94 C FF 93 X FF 88 2-2 1-3 2-H 1B		4	0	1	1	0	0	1
9 Jack Hannahan, L (1, 5) OBP: 0.310, SLG: 0.345			C SI 89 C FF 88 B SI 90 B SI 90 B SL 83 X SI 89 3-2 ① G1-3		B SI 88 X CU 78 1-0 ① G3-1		F CU 81 B SL 85 C CU 78 B FC 90 C SI 90 2-3 ② K	F SI 94 F FF 93 B CU 74 X SI 88 1-2 ③ L8		4	0	0	0	0	1	2
6 Lou Marson, R (1, 2) OBP: 0.276, SLG: 0.321 24 Grady Sizemore, L (9, PH) OBP: 0.304, SLG: 0.472			B SL 82 C SL 83 B FF 93 X SI 89 2-1 ② G5-3		B FF 91 B SI 89 F SI 90 C SL 82 C SL 85 2-3 ② K		B SI 91 B SL 83 X FF 92 2-0 3B		F SI 90 F SI 89 X CH 83 0-2 ① G4-3	3 1	0 0	1 0	0 0	0 0	1 0	0 0
Inning Stats	R: 0 E: 0 K: 1 S: 8 H: 0 LOB: 0 BB: 0 P: 12	R: 0 E: 0 K: 0 S: 10 H: 0 LOB: 1 BB: 1 P: 19	R: 0 E: 0 K: 1 S: 10 H: 0 LOB: 3 BB: 3 P: 28	R: 0 E: 0 K: 1 S: 10 H: 0 LOB: 0 BB: 0 P: 15	R: 0 E: 0 K: 2 S: 7 H: 0 LOB: 0 BB: 0 P: 11	R: 1 E: 0 K: 1 S: 10 H: 1 LOB: 1 BB: 2 P: 19	R: 0 E: 0 K: 1 S: 9 H: 1 LOB: 1 BB: 0 P: 18	R: 2 E: 0 K: 0 S: 19 H: 4 LOB: 2 BB: 0 P: 28	R: 0 E: 0 K: 1 S: 12 H: 1 LOB: 2 BB: 1 P: 21	1B: 5 2B: 0 3B: 2 HR: 0 SF: 0 SAC: 0 DP: 0 HBP: 0						

PITCHER		IP	WLS	BF	H	R	ER	SO	BB	IBB	HBP	BLK	WP	HR	S	P	ERA	WHIP
45 Jhoulys Chacín, R ERA: 2.71	(1, 1)	6.2		27	2	1	1	7	6	0	0	0	0	0	60	115	1.35	1.200
51 Matt Reynolds, L ERA: 3.57	(7, 1)	0.1	H	1	0	0	0	0	0	0	0	0	0	0	4	7	0.00	0.000
63 Rafael Betancourt, R ERA: 3.99	(8, 1)	0.0		3	3	2	2	0	0	0	0	0	0	0	8	12	∞	∞
34 Matt Belisle, R ERA: 2.41	(8, 1)	1.0	W	4	1	0	0	0	0	0	0	0	0	0	11	16	0.00	1.000
16 Huston Street, R ERA: 3.63	(9, 1)	1.0	S	5	1	0	0	1	1	0	0	0	0	0	12	21	0.00	2.000

PITCHER	IP	WLS	BF	H	R	ER	SO	BB	IBB	HBP	BLK	WP	HR	S	P	ERA	WHIP

BOTTOM

Colorado Rockies @ Cleveland Indians

Progressive Field, Cleveland, OH

Tue Jun 21 2011, 7:06 PM - 10:21 PM EDT

Att. 15,877 - Cloudy - 86 F

livebaseballscorecards.com

AB	33
R	3
H	7
RBI	3
BB	7
SO	8
LOB	14

Batter	1	2	3	4	5	6	7	8	9	AB	R	H	RBI	BB	SO	LOB
5 Carlos González, L (1, 8) OBP: 0.341, SLG: 0.450	F SI 85 F FF 89 B FF 90 B CU 76 F FF 90 B SI 90 C FF 90 3-3 ① K		B FC 86 B CH 81 1 SAFE F FF 87 X CH 80 2-1 ③ F8			B FC 87 X CH 82 1-0 ② G4-3		B FF 91 C FF 91 F FF 91 S SL 80 1-3 ② K2-3		4	0	0	0	0	2	1
18 Jonathan Herrera, S (1, 4) OBP: 0.319, SLG: 0.316	C FF 89 X FF 90 0-1 ② F8			C FF 85 X CH 83 0-1 ① G1-3		C FF 87 C FF 88 B CU 76 X FF 89 1-2 1B		B FF 90 F FF 90 X FF 91 1-1 ③ F9		4	0	1	0	0	0	0
23 Jason Giambi, L (1, 10) OBP: 0.361, SLG: 0.639	F FF 90 C CU 75 B SI 91 X CH 81 1-2 ③ L3			C CU 71 X FC 86 0-1 ② L8		X FF 87 0-0 ③ P6			B FF 94 C FF 94 C FF 93 F FF 94 B FF 95 F FF 94 T FF 94 2-2 ① K	4	0	0	0	0	1	1
2 Troy Tulowitzki, R (1, 6) OBP: 0.338, SLG: 0.488		X FC 85 0-0 ① G6-3		B FF 90 F FF 89 B CU 74 B FF 87 X FF 90 3-1 ③ F9			C CU 72 C SI 86 F FF 88 F CU 76 X FF 88 0-2 21 HR 1B		C FF 95 C FF 94 B FF 94 S FF 94 1-3 ② K	4	1	1	0	0	1	0
7 Seth Smith, L (1, 9) OBP: 0.368, SLG: 0.554		B SI 88 B CH 81 C FF 89 F FC 88 X FF 90 2-2 ② G6-3			S CH 80 C CU 74 X FF 89 0-2 ① G4-3		C CH 83 1 SAFE B SI 86 S CU 74 F FC 87 F CU 75 F FF 88 S CU 75 1-3 ① K		F FF 94 X FF 94 0-1 2B	4	0	1	0	0	1	1
21 Ty Wigginton, R (1, 3) OBP: 0.322, SLG: 0.489		B CU 71 C FF 87 B FF 91 B FC 86 F FF 89 X FC 86 3-2 ③ P6			X FC 86 0-0 HR		1 SAFE C FC 87 D CU 74 X CU 75 1-1 1-H HR		X FF 94 0-0 ③ F8	4	2	2	3	0	0	1
10 Chris Nelson, R (1, 5) OBP: 0.279, SLG: 0.462			B FF 88 S FF 88 X FC 85 1-1 ① L5		C FF 89 F FF 88 B CU 76 S CU 76 1-3 ② K		B FF 92 B FF 92 C FF 92 S FF 92 F FF 93 F FF 93 F SL 82 F FF 94 F FF 93 2-3 ② K			3	0	0	0	0	2	0
19 Ryan Spilborghs, R (1, 7) OBP: 0.311, SLG: 0.333			B FF 89 X SI 86 1-0 ② G6-3		B FF 90 C FC 85 C FF 88 B CU 76 F FF 89 X FC 85 2-2 ③ F9		C SL 80 S FF 93 F FF 93 B FF 94 B FF 94 B FF 93 S FF 93 3-3 ③ K			3	0	0	0	0	1	0
15 Matt Pagnozzi, R (1, 2) OBP: 0.333, SLG: 0.200			B CU 72 F FF 88 X FC 85 1-1 1B			B FF 87 B FF 86 F FC 85 X FF 87 2-1 ① F7		B FF 93 S FF 92 B FF 94 T FF 93 F FF 93 C FF 94 2-3 ① K		3	0	1	0	0	1	0
Inning Stats	R: 0 E: 0 K: 1 S: 9 H: 0 LOB: 0 BB: 0 P: 13	R: 0 E: 0 K: 0 S: 7 H: 0 LOB: 0 BB: 0 P: 12	R: 0 E: 0 K: 0 S: 7 H: 1 LOB: 1 BB: 0 P: 12	R: 0 E: 0 K: 0 S: 6 H: 0 LOB: 0 BB: 0 P: 9	R: 1 E: 0 K: 1 S: 11 H: 1 LOB: 0 BB: 0 P: 14	R: 0 E: 0 K: 0 S: 7 H: 1 LOB: 1 BB: 0 P: 11	R: 2 E: 0 K: 3 S: 25 H: 2 LOB: 0 BB: 0 P: 32	R: 0 E: 0 K: 2 S: 9 H: 0 LOB: 0 BB: 0 P: 13	R: 0 E: 0 K: 2 S: 11 H: 1 LOB: 1 BB: 0 P: 14	1B: 3 2B: 1 3B: 0 HR: 2 SF: 0 SAC: 0 DP: 0 HBP: 0						

Colorado Rockies @ Cleveland Indians

Progressive Field, Cleveland, OH

Wed Jun 22 2011, 7:07 PM - 9:52 PM EDT

Att. 17,568 - Clear - 82 F

TOP

livebaseballscorecards.com

AB	33
R	3
H	6
RBI	3
BB	0
SO	9
LOB	4

PITCHER		IP	WLS	BF	H	R	ER	SO	BB	IBB	HBP	BLK	WP	HR	S	P	ERA	WHIP
43 Josh Tomlin, R ERA: 3.95	(1, 1)	6.1	W	24	5	3	3	3	0	0	0	0	0	2	60	86	4.26	0.789
52 Vinnie Pestano, R ERA: 1.33	(7, 1)	1.0	H	3	0	0	0	3	0	0	0	0	0	0	16	23	0.00	0.000
49 Tony Sipp, L ERA: 1.99	(8, 1)	0.2	H	2	0	0	0	1	0	0	0	0	0	0	5	7	0.00	0.000
54 Chris Perez, R ERA: 2.54	(9, 1)	1.0	S	4	1	0	0	2	0	0	0	0	0	0	11	14	0.00	1.000

PITCHER	IP	WLS	BF	H	R	ER	SO	BB	IBB	HBP	BLK	WP	HR	S	P	ERA	WHIP

BOTTOM

Colorado Rockies @ Cleveland Indians

Progressive Field, Cleveland, OH

Wed Jun 22 2011, 7:07 PM - 9:52 PM EDT

Att. 17,568 - Clear - 82 F

livebaseballscorecards.com

Batter	1	2	3	4	5	6	7	8	9	AB	R	H	RBI	BB	SO	LOB
24 Grady Sizemore, L (1, 8) OBP: 0.308, SLG: 0.470	B SI 94 F SI 93 B FF 93 X FF 93 2-1 ① L8		D CU 80 B SI 93 X SI 94 2-0 48 BLK, 13 G4-3, 1B 1-2 2-H		B SI 92 F FF 93 B CH 86 B SI 94 B SI 93 4-1 BB		F FF 94 C FF 95 S SL 88 0-3 ① K			3	0	1	1	1	1	0
35 Cord Phelps, S (1, 4) OBP: 0.297, SLG: 0.394 6 Lou Marson, R (8, 2) OBP: 0.276, SLG: 0.321	B FF 94 X FF 94 1-0 13 S, 1B		L FF 93 C SI 93 S SL 83 0-3 ① K		B FF 91 1 SAFE X SI 93 1-0 ③ P6		S FF 96 F FF 96 S SL 88 0-3 ② K			4 0	0 0	1 0	0 0	0 0	2 0	3 0
13 Asdrúbal Cabrera, S (1, 6) OBP: 0.345, SLG: 0.498	B CU 79 B SI 94 1 SAFE F FF 94 B SI 94 1 SAFE F SI 94 S CU 80 3-3 ② K 1-2		F CU 78 B FF 94 B CH 87 B CH 88 F FF 94 F FF 93 X SL 85 3-2 ② G4-3 1-2 2-3			X FF 92 0-0 48 HR, 2B	X FF 95 0-0 ③ G6-3			4	1	1	0	0	1	3
48 Travis Hafner, L (1, 10) OBP: 0.412, SLG: 0.569	B FF 94 C CU 79 B FF 94 S CH 88 F SI 94 X CU 78 2-2 ③ F8		C CH 87 S SL 86 X SL 86 0-2 ③ G1-3 2-3 3-H			B CU 77 B SI 93 X FF 93 2-0 2-H HR		F FF 95 T SL 86 B FF 96 B SL 88 S SL 86 2-3 ① K		4	1	1	2	0	1	2
17 Shin-Soo Choo, L (1, 9) OBP: 0.332, SLG: 0.355		X SI 94 0-0 ① F7		B FF 92 C FF 92 B CH 85 F FF 92 F CH 87 F SL 84 X FF 92 2-2 ① L4		F SI 93 F SI 92 B SI 94 B SL 83 B CU 78 B FF 92 4-2 28 BB, BB		B FF 95 B FF 96 X FF 96 2-0 20 FC6-4, 2B		3	0	1	0	1	0	0
41 Carlos Santana, S (1, 2) OBP: 0.360, SLG: 0.414 (8, 3)		B FF 94 S CH 87 B SI 94 C SI 93 B SL 84 C SI 94 3-3 ② K		B SI 92 B CH 87 B SI 93 C SI 92 B SI 93 4-1 20 CS, BB		C SI 91 X CH 86 0-1 ① P6		B FF 95 B SI 92 B FF 96 C FF 95 B SL 85 4-1 20 FC6-4, BB		2	0	0	0	2	1	1
20 Orlando Cabrera, R (1, 5) OBP: 0.269, SLG: 0.321 (8, 4)		B SL 85 B SI 93 F FF 93 B SL 85 X FF 92 3-1 ③ F8		1 SAFE 1 SAFE F FF 92 C SL 84 B SL 84 X FF 93 1-2 ② ③ F8 1-2		X FF 91 0-0 ② P6		B SL 88 B FC 92 C FF 93 X SL 88 2-1 ② FC6-4 1-2f 2-3		4	0	0	0	0	0	4
28 Travis Buck, L (1, 7) OBP: 0.278, SLG: 0.347			C FF 92 S CH 87 B FF 94 X CU 79 1-2 24 1B, 2B		F SI 91 B SI 93 X SI 93 1-1 ① F8	C SI 90 C FF 91 1 SAFE 1 SAFE B FF 92 B SL 84 B CU 77 B SI 92 4-2 1-2 BB		B CU 72 C SL 87 B SI 88 C FF 92 S SL 89 2-3 ③ K		3	1	1	0	1	1	2
9 Jack Hannahan, L (1, 3) OBP: 0.310, SLG: 0.342 (8, 5)			B SI 93 B SI 93 B CH 86 B SI 92 4-0 13 G4-3, 24 1B, 48 BLK, BB		C SI 93 C SI 93 B CU 79 B SI 93 B CH 86 F SI 92 S SL 86 3-3 ② K	X FF 92 0-0 ③ G4-3				2	1	0	0	1	1	2

| Inning Stats | | | |

Cleveland Indians @ San Francisco Giants

AT&T Park, San Francisco, CA

Fri Jun 24 2011, 7:17 PM - 9:38 PM PDT

Att. 41,690 - Clear - 61 F

livebaseballscorecards.com

TOP

Batter	1	2	3	4	5	6	7	8	9	AB	R	H	RBI	BB	SO	LOB
24 Grady Sizemore, L (1, 8) OBP: 0.302, SLG: 0.459	C FF 93 S FF 92 B FF 93 S FF 93 1-3 ① K		B SL 81 X SL 81 1-0 ① G4-3		B FF 88 X FF 87 1-0 ① F8		B FF 93 X FF 93 1-0 ① F7			4	0	0	0	0	1	0
20 Orlando Cabrera, R (1, 4) OBP: 0.273, SLG: 0.318	F FF 93 B SL 83 C FF 92 B FF 93 B SL 84 B FF 91 4-2 13 BB / 41 2B BB		C SL 80 X CH 85 0-1 ② G5-3		B FF 89 B FF 89 B FF 86 B FF 89 4-0 41 FC4 / 13 BB BB		C SI 94 C SI 93 F CH 89 B SI 90 X SI 94 1-2 ② G6-3			2	1	0	0	2	0	0
13 Asdrúbal Cabrera, S (1, 6) OBP: 0.347, SLG: 0.495	1 SAFE B CH 83 B FF 91 B FF 92 B FF 92 B FF 92 4-0 41 2B 1-2 BB		C FF 91 L SI 91 B FF 92 X SL 82 1-2 ③ G5-3		1 SAFE 1 SAFE D SL 78 D SL 79 B SI 88 C FF 89 B FF 88 4-1 41 FC4 1-2 BB		B CU 76 X SI 93 1-0 ③ F9			2	1	0	0	2	0	0
41 Carlos Santana, S (1, 3) OBP: 0.361, SLG: 0.417	C SL 81 X FF 91 0-1 17 G4-3 1-H 2-H 2B	C FF 90 C FF 90 B FF 92 F CH 84 B SL 81 F SL 80 S FF 90 2-3 ① K		C CH 82 B SL 80 T FF 89 X SL 80 1-2 ② FC4 / 47 BB 1-2f 2-3				B CU 77 S CH 88 B SI 94 B SI 92 B SI 93 4-1 26 F7 BB		3	0	1	2	1	1	2
17 Shin-Soo Choo, L (1, 9) OBP: 0.333, SLG: 0.353 47 Shelley Duncan, R (4, PR) OBP: 0.256, SLG: 0.370 (4, 7) 23 Michael Brantley, L (8, PH) OBP: 0.337, SLG: 0.395 (8, 7)	C FF 92 B SI 92 X SL 82 1-1 ② G4-3 2-3	B SL 80 B SL 81 S FF 89 H FF 89 3-1 6 BB / 9 1B HBP	B SL 80 B FF 87 C CH 82 B CH 82 B SL 78 4-1 1-2 BB				C FF 89 1 SAFE X SL 81 0-1 ① P4		1 0 0 0 0 0 1 0 1 0 0 1 0 0 1 0 0 0 0 0 1						
26 Austin Kearns, R (1, 7) OBP: 0.284, SLG: 0.275 (4, 9)	B SL 82 B CH 84 C FF 92 C FF 92 F FF 93 B SL 83 F SL 82 X FF 92 3-2 ③ F9	B FF 89 B SL 81 F FF 89 1 SAFE C FF 91 F CH 85 S CH 83 2-3 ② K	C SI 91 D SI 93 F FF 91 F SL 85 F KC 77 S SL 84 1-3 ③ K				S SL 81 F FF 90 B SL 81 1 SAFE B SL 80 B SL 79 F FF 89 X SL 79 3-2 ② ③ F7 1-2		4	0	0	0	0	2	6
6 Lou Marson, R (1, 2) OBP: 0.278, SLG: 0.313 35 Cord Phelps, S (9, PH) OBP: 0.289, SLG: 0.382		C SI 92 B FF 91 S CH 83 B FF 90 C FF 90 2-3 ① K		B SL 81 B CH 81 B CH 83 1 SAFE B FF 90 4-0 9 1B 1-2 BB	B FF 91 S SL 84 T SL 84 X SI 93 1-2 ① G5-3				C SL 88 B SI 93 F SL 89 S SL 88 1-3 ① K	2	0	0	0	1	1	0
9 Jack Hannahan, L (1, 5) OBP: 0.309, SLG: 0.340		B FF 90 C FF 90 C FF 90 B SL 84 T FF 91 2-2 ② K		B FF 89 C FF 89 X SL 81 1-1 ② 59 FC4 1-2 2-H 1B	B KC 78 C KC 78 F SI 92 B SI 93 C FF 93 2-3 ② K				B SL 88 C SL 89 B SI 94 B SL 89 X SL 89 3-1 ② G4-3	4	0	1	1	0	2	0
59 Carlos Carrasco, R (1, 1) 48 Travis Hafner, L (9, PH) OBP: 0.409, SLG: 0.565		C FF 90 C FF 90 S FF 92 0-3 ③ K		S FF 88 X CH 82 0-1 ③ FC4 1-2f		X SI 93 0-0 ③ G1-3			B SL 89 C SL 89 C SL 90 X SL 91 1-2 ③ G5-3	3	0	0	0	0	1	2
										1	0	0	0	0	0	0

Inning Stats																																	
	R: 2	H: 1	R: 0	H: 0	R: 0	H: 0	R: 1	H: 1	R: 0	H: 0	R: 0	H: 0	R: 0	H: 0	R: 0	H: 0	R: 0	H: 0	1B: 1	SF: 0	WP: 0	PA: 36
	E: 0	LOB: 1	E: 0	LOB: 0	E: 0	LOB: 0	E: 0	LOB: 2	E: 0	LOB: 3	E: 0	LOB: 0	E: 0	LOB: 0	E: 0	LOB: 0	E: 0	LOB: 0	2B: 1	SAC: 0	PB: 0	
	K: 1	BB: 2	K: 3	BB: 0	K: 0	BB: 0	K: 2	BB: 1	K: 1	BB: 3	K: 1	BB: 0	K: 0	BB: 1	K: 0	BB: 0	K: 1	BB: 0	3B: 0	DP: 0	SB: 0	
	S: 14	P: 27	S: 9	P: 13	S: 6	P: 8	S: 14	P: 26	S: 11	P: 26	S: 7	P: 10	S: 6	P: 9	S: 7	P: 14	S: 8	P: 13	HR: 0	HBP: 1	CS: 0	

PITCHER		IP	WLS	BF	H	R	ER	SO	BB	IBB	HBP	BLK	WP	HR	S	P	ERA	WHIP
57 Jonathan Sánchez, L ERA: 3.81	(1, 1)	4.2		23	2	3	3	6	6	0	1	0	0	0	49	94	5.79	1.714
46 Santiago Casilla, R ERA: 1.35	(5, 1)	1.1	W	4	0	0	0	2	0	0	0	0	0	0	12	16	0.00	0.000
41 Jeremy Affeldt, L ERA: 3.73	(7, 1)	1.0	H	4	0	0	0	0	1	0	0	0	0	0	7	14	0.00	1.000
54 Sergio Romo, R ERA: 2.25	(8, 1)	1.0	H	2	0	0	0	0	0	0	0	0	0	0	6	9	0.00	0.000
38 Brian Wilson, R ERA: 2.57	(9, 1)	1.0	S	3	0	0	0	1	0	0	0	0	0	0	8	13	0.00	0.000

PITCHER		IP	WLS	BF	H	R	ER	SO	BB	IBB	HBP	BLK	WP	HR	S	P	ERA	WHIP

AB	28
R	3
H	2
RBI	3
BB	7
SO	9
LOB	12

Batter	1	2	3	4	5	6	7	8	9	AB	R	H	RBI	BB	SO	LOB
56 Andres Torres, S (1, 8) OBP: 0.344, SLG: 0.396	C FF 92 X SI 91 0-1 2 CS 1B			B CH 85 C SI 90 F CH 85 B SL 84 B CH 85 F SI 92 F CH 86 X SI 93 3-2 HR		F SI 90 X CH 84 0-1 48 SF9 2 E 17 SF5 1-2 2-3 1B		X SI 90 0-0 ② F8		4	2	3	1	0	0	0
2 Emmanuel Burriss, S (1, 4) OBP: 0.274, SLG: 0.247	S SI 90 ① 1 SAFE ② C SI 90 X FF 93 0-2 F7 1-2			X SI 91 0-0 ① G4-3		B SI 91 X CH 84 1-0 E3 17 SF5 1-2 2-3 3-H		X SI 90 0-0 48 1B 1B		4	0	1	0	0	0	3
48 Pablo Sandoval, S (1, 5) OBP: 0.328, SLG: 0.427	C CU 79 B SI 92 F SI 92 S CH 87 1-3 ③ K			B CH 85 X FF 91 1-0 ② G4-3		B CU 78 F CH 83 B SI 92 F CH 84 X CU 80 2-2 ① SF9 2-3 3-H		B SI 92 X CH 84 1-0 ③ 1-3 1B		3	0	1	1	0	1	0
17 Aubrey Huff, L (1, 3) OBP: 0.294, SLG: 0.391		C SI 91 B CU 79 X SI 92 1-1 ① G4-3		B SI 92 X SI 90 1-0 ③ F8		D SI 91 X SI 91 1-0 ② SF5 1-2 3-H				2	0	0	1	0	0	0
5 Pat Burrell, R (1, 7) OBP: 0.341, SLG: 0.411 41 Jeremy Affeldt, L (7, 1) 54 Sergio Romo, R (8, 1) 38 Brian Wilson, R (9, 1)		B SI 92 C SI 91 B FF 92 F SI 92 B SL 82 X SI 93 3-2 ② P6			B SI 91 C FF 90 C FF 91 X SL 85 1-2 ① F8	S SI 91 B SI 92 B SI 91 X SI 90 2-1 ③ F8				3 0 0 0	0 0 0 0	0 0 0 0	0 0 0 0	0 0 0 0	0 0 0 0	1 0 0 0
33 Aaron Rowand, R (1, 9) OBP: 0.293, SLG: 0.352 (7, 7)		X FF 94 0-0 ③ P3			C CU 79 S SL 82 S 0-3 ② K		B FF 92 C CU 77 B SI 90 F SI 90 F SL 82 F CU 78 S SL 83 2-3 ① K			3	0	0	0	0	2	0
35 Brandon Crawford, L (1, 6) OBP: 0.259, SLG: 0.273			C SI 93 C CU 80 F CU 80 X SI 93 0-2 ① G5-3		B FF 93 X SI 91 1-0 ③ G6-3		C CH 83 F CH 86 B SI 91 B CU 81 B SI 90 X CH 85 3-2 ② G6-3			3	0	0	0	0	0	0
37 Chris Stewart, R (1, 2) OBP: 0.219, SLG: 0.200			F SI 94 C SL 84 B FF 92 S SL 86 1-3 ② K			F SI 92 X SI 92 0-1 56 1B 12 E 2 E 1B	X SL 83 0-0 ③ F7			3	1	1	0	0	1	0
57 Jonathan Sánchez, L (1, 1) OBP: 0.250, SLG: 0.370 46 Santiago Casilla, R (5, 1) 12 Nate Schierholtz, L (6, PH) OBP: 0.298, SLG: 0.394 (7, 9)			C SI 92 B CH 86 X SI 91 1-1 ③ G3			S CH 85 X CH 85 0-1 FC3 2 E 56 1B 48 SF9 1-2		B CH 84 X SI 89 1-0 ① G6-3		1 0 2	0 0 1	0 0 0	0 0 0	0 0 0	0 0 0	0 0 1
Inning Stats	R: 0 E: 0 K: 1 S: 8 H: 1 LOB: 0 BB: 0 P: 9	R: 0 E: 0 K: 0 S: 6 H: 0 LOB: 0 BB: 0 P: 10	R: 0 E: 0 K: 1 S: 9 H: 0 LOB: 0 BB: 0 P: 11	R: 1 E: 0 K: 0 S: 8 H: 1 LOB: 0 BB: 0 P: 13	R: 0 E: 0 K: 1 S: 7 H: 0 LOB: 0 BB: 0 P: 9	R: 3 E: 2 K: 0 S: 13 H: 2 LOB: 1 BB: 0 P: 19	R: 0 E: 0 K: 1 S: 9 H: 0 LOB: 0 BB: 0 P: 14	R: 0 E: 0 K: 0 S: 4 H: 2 LOB: 2 BB: 0 P: 6		1B: 5 2B: 0 3B: 0 HR: 1 SF: 2 SAC: 0 DP: 0 HBP: 0					WP: 0 PB: 0 SB: 0 CS: 1 PA: 30	

PITCHER	IP	WLS	BF	H	R	ER	SO	BB	IBB	HBP	BLK	WP	HR	S	P	ERA	WHIP
59 Carlos Carrasco, R (1, 1) ERA: 3.62	8.0	L	30	6	4	1	4	0	0	0	0	0	1	64	91	1.12	0.750

PITCHER	IP	WLS	BF	H	R	ER	SO	BB	IBB	HBP	BLK	WP	HR	S	P	ERA	WHIP

BOTTOM

Cleveland Indians @ San Francisco Giants

AT&T Park, San Francisco, CA

Fri Jun 24 2011, 7:17 PM - 9:38 PM PDT

Att. 41,690 - Clear - 61 F

livebaseballscorecards.com

AB	28
R	4
H	6
RBI	3
BB	0
SO	4
LOB	5

Cleveland Indians @ San Francisco Giants

AT&T Park, San Francisco, CA

Sat Jun 25 2011, 1:11 PM - 3:34 PM PDT

Att. 42,130 - Partly Cloudy - 60 F

livebaseballscorecards.com

TOP

Batter	1	2	3	4	5	6	7	8	9	AB	R	H	RBI	BB	SO	LOB
23 Michael Brantley, L (1, 7) OBP: 0.342, SLG: 0.404	C FF 89 X FF 90 0-1 35 1B 1B		C SL 84 B CH 84 S CH 84 X FF 91 1-2 ② F8			C FF 89 F CH 83 B CH 86 B FF 91 X CH 85 2-2 35 G4-3 2B		C SL 82 X SI 87 0-1 41 PB 35 SH1-4 1-2 1B		4	0	3	0	0	0	0
35 Cord Phelps, S (1, 4) OBP: 0.293, SLG: 0.378	C FF 89 C CH 83 F FF 91 1 SAFE X FF 91 0-2 1-2 1B		C SL 86 C FF 91 B FF 92 F CH 86 B CU 80 X FF 91 2-2 ③ G3			X CH 86 0-0 ① G4-3 2-3		X SI 87 0-0 ① SH1-4 1-2 2-3		3	0	1	0	0	0	1
13 Asdrúbal Cabrera, S (1, 6) OBP: 0.342, SLG: 0.489	S CU 78 C CH 85 D CU 78 B FF 92 C FF 92 2-3 ① K			C CU 77 B FF 90 C FF 90 F CU 77 S CH 85 1-3 ① K		B FF 92 B FF 90 X CH 86 2-0 ② G3-4		X SL 81 0-0 ② FC5-2 41 PB 3-H		4	0	0	0	0	2	6
41 Carlos Santana, S (1, 2) OBP: 0.363, SLG: 0.413	B CU 79 D CU 79 C CH 86 B FF 91 F FF 92 S FF 92 3-3 ② K			C FF 91 F FF 91 F FF 93 B CU 79 F FF 92 B FF 92 S CH 86 2-3 ② K		B CH 86 B FF 92 F FF 91 B FF 92 S CH 87 D CH 87 4-2 BB		B SI 89 I IN 62 I IN 70 I IN 67 4-0 1-2 2-3 IBB		2	0	0	0	2	2	2
24 Grady Sizemore, L (1, 8) OBP: 0.295, SLG: 0.448	X FF 92 0-0 ③ G3			B CH 85 F CH 85 C FF 91 B FF 92 X FF 93 2-2 ③ P6		F FF 92 X FF 92 0-1 ③ P3		F SI 87 B CU 76 X SI 89 1-1 ③ G3		4	0	0	0	0	0	7
20 Orlando Cabrera, R (1, 5) OBP: 0.268, SLG: 0.313		F FF 88 X SL 85 0-1 ① G6-3			B CU 76 C FF 90 F FF 90 X CU 80 1-2 ① F8		S CH 84 X FF 91 0-1 ① G4-3		B SL 90 X SL 90 1-0 ① L4	4	0	0	0	0	0	0
9 Jack Hannahan, L (1, 3) OBP: 0.304, SLG: 0.333		B FF 89 F FF 90 X CH 85 1-1 ② G4-3			C CU 77 X CH 84 0-1 ② G1-3		C SI 90 C FF 91 S SI 92 0-3 ② K		C FF 95 B SL 88 B SL 89 X SI 95 2-1 ② G6-3	4	0	0	0	0	1	0
26 Austin Kearns, R (1, 9) OBP: 0.286, SLG: 0.269 28 Travis Buck, L (9, PH) OBP: 0.275, SLG: 0.343		B FF 90 F FF 90 B FF 90 B FF 91 X FF 91 3-1 ③ F8			T CU 77 S FF 92 B CU 81 H SI 92 2-2 HBP		B SI 91 B CH 86 C FF 93 S CU 80 X FF 93 2-2 ③ G6-3		C SI 95 B SI 95 X FF 94 1-1 ③ F8	2 1	0 0	0 0	0 0	0 0	0 0	0 0
63 Justin Masterson, R (1, 1) 49 Tony Sipp, L (7, 1) 48 Travis Hafner, L (8, PH) OBP: 0.413, SLG: 0.568 8 Adam Everett, R (8, PR) OBP: 0.290, SLG: 0.246 52 Vinnie Pestano, R (8, 1)			C FF 88 X FF 89 0-1 ① L8		F FF 91 S CU 78 F CU 79 B FF 92 C FF 91 1-3 ③ K			C FF 91 F FF 91 F FF 92 B FF 92 X FF 93 1-2 35 SH1-4 23 1B 13 FC5-2 1B		2 0 1 0 0	0 0 0 0 0	0 0 1 0 0	0 0 0 0 0	1 0 0 0 0	1 0 0 0 0

	AB	31
	R	0
	H	5
	RBI	0
	BB	2
	SO	6
	LOB	17

Inning Stats	1	2	3	4	5	6	7	8	9	1B: 4	SF: 0	WP: 0	PA: 35
	R: 0 E: 0 K: 2 S: 13	R: 0 E: 0 K: 0 S: 6	R: 0 E: 0 K: 0 S: 9	R: 0 E: 0 K: 2 S: 12	R: 0 E: 0 K: 1 S: 11	R: 0 E: 0 K: 0 S: 9	R: 0 E: 0 K: 1 S: 8	R: 0 E: 0 K: 0 S: 10	R: 0 E: 0 K: 0 S: 5	2B: 1 3B: 0 HR: 0	SAC: 1 DP: 0 HBP: 1	PB: 1 SB: 0 CS: 0	
	H: 2 LOB: 2 BB: 0 P: 18	H: 0 LOB: 0 BB: 0 P: 10	H: 0 LOB: 0 BB: 0 P: 12	H: 0 LOB: 0 BB: 0 P: 17	H: 0 LOB: 1 BB: 0 P: 15	H: 1 LOB: 2 BB: 1 P: 17	H: 0 LOB: 0 BB: 0 P: 10	H: 2 LOB: 3 BB: 1 P: 16	H: 0 LOB: 0 BB: 0 P: 9				

PITCHER		IP	WLS	BF	H	R	ER	SO	BB	IBB	HBP	BLK	WP	HR	S	P	ERA	WHIP
18 Matt Cain, R ERA: 3.22	(1, 1)	7.0	W	27	4	0	0	6	1	0	1	0	0	0	72	104	0.00	0.714
49 Javier López, L ERA: 2.45	(8, 1)	1.0	H	5	1	0	0	0	0	1	0	0	0	0	6	11	0.00	1.000
38 Brian Wilson, R ERA: 2.5	(9, 1)	1.0	S	3	0	0	0	0	0	0	0	0	0	0	5	9	0.00	0.000

PITCHER	IP	WLS	BF	H	R	ER	SO	BB	IBB	HBP	BLK	WP	HR	S	P	ERA	WHIP

Batter	1	2	3	4	5	6	7	8	9	AB	R	H	RBI	BB	SO	LOB
56 Andres Torres, S (1, 8) OBP: 0.342, SLG: 0.389	C FF 94 F SI 93 X FF 95 0-2 ① G3		F SI 92 B FF 94 B FF 95 X SI 94 2-1 ① G4-3		B SI 92 S FF 93 F SI 92 B SL 83 F FF 95 B SI 94 S SI 91 3-3 ② K		B FF 92 T FF 91 C FF 92 D SL 82 B FF 92 F FF 92 F FF 93 B FF 92 4-2 1-2 2-3 2 BLK BB			3	0	0	0	1	1	0
2 Emmanuel Burriss, S (1, 4) OBP: 0.261, SLG: 0.235	B FF 94 C SI 91 X SI 94 1-1 ② G1-3		C SI 91 X SI 94 0-1 ② G6-3		B SI 91 X SI 89 1-0 ③ G4-3		S SL 80 F SL 80 X SL 81 0-2 ③ F9 1-2 2-3 3-H			4	0	0	0	0	0	2
48 Pablo Sandoval, S (1, 5) OBP: 0.326, SLG: 0.422	C SI 94 F FF 95 F FF 97 B FF 95 S FF 96 1-3 ③ K		B SI 93 F FF 94 S FF 95 B FF 95 F FF 96 B FF 96 X FF 95 3-2 17 1B			C SL 80 B SL 82 B FF 93 F FF 89 B FF 94 X FF 90 3-2 ① F7		B FF 93 S FF 93 C FF 94 X FF 93 1-2 ① L9		4	0	1	0	0	1	0
17 Aubrey Huff, L (1, 3) OBP: 0.294, SLG: 0.389		M SI 92 B SI 94 B SL 83 F FF 94 X FF 95 2-2 ① G1-3	X SI 93 0-0 1-3 1B			C SI 92 C SL 85 B FF 94 F FF 94 F FF 95 B SL 84 X FF 94 2-2 ② L7		B FF 93 F FF 93 X FF 95 1-1 ② G4-3		4	0	1	0	0	0	0
13 Cody Ross, R (1, 7) OBP: 0.347, SLG: 0.426		B FF 96 B SI 94 C SI 92 C FF 95 F SI 95 F SL 84 F FF 97 B SL 88 B SI 93 4-2 12 2B BB	B SL 82 C SI 94 X SL 84 1-1 ③ P6			B SL 80 C FF 93 C SI 93 F FF 96 X SI 94 1-2 ③ L7		C FF 94 F FF 95 S FF 94 0-3 ③ K		3	0	0	0	1	1	2
12 Nate Schierholtz, L (1, 9) OBP: 0.304, SLG: 0.411		C FF 93 X FF 94 0-1 1-3 2B	B SL 80 B SI 90 X FF 92 2-0 ① G3				X FF 92 0-0 ① 2B			3	0	2	0	0	0	0
10 Miguel Tejada, R (1, 6) OBP: 0.253, SLG: 0.293		C SI 95 F SI 94 F SI 95 B FF 96 S FF 96 1-3 ② K	B SI 92 F SI 93 B SI 92 X SI 90 2-1 ② G6-3				C SI 92 F SI 94 B FF 94 X SI 94 1-2 56 BB E4 18 E 2 BLK			3	1	0	0	0	1	2
37 Chris Stewart, R (1, 2) OBP: 0.229, SLG: 0.188		I IN 59 I I IN 59 I 4-0 IBB	B FF 95 X FF 92 1-0 ③ G6-3				P PO 89 B SI 91 B SI 89 C FF 92 F FF 91 X FF 92 3-2 ② P6			2	0	0	0	1	0	1
18 Matt Cain, R (1, 1) OBP: 0.118, SLG: 0.121 49 Javier López, L (8, 1) 38 Brian Wilson, R (9, 1)		C SI 91 C SI 95 C SI 96 0-3 ③ K			B SI 89 F SI 89 S FF 94 B FF 95 B FF 94 S FF 92 3-3 ① K		L FF 94 X SI 92 0-1 1-2 FC4 2 BLK 56 BB			3 0 0	0 0 0	0 0 0	0 0 0	0 0 0	2 0 0	4 0 0
Inning Stats	R: 0 E: 0 K: 1 S: 9 H: 0 LOB: 0 BB: 0 P: 11	R: 0 E: 0 K: 2 S: 17 H: 1 LOB: 3 BB: 2 P: 28	R: 0 E: 0 K: 0 S: 11 H: 2 LOB: 2 BB: 0 P: 17	R: 0 E: 0 K: 0 S: 4 H: 0 LOB: 0 BB: 0 P: 9	R: 0 E: 0 K: 2 S: 8 H: 0 LOB: 0 BB: 0 P: 15	R: 0 E: 0 K: 0 S: 12 H: 0 LOB: 0 BB: 0 P: 18	R: 1 E: 2 K: 0 S: 17 H: 1 LOB: 2 BB: 1 P: 24	R: 0 E: 0 K: 1 S: 8 H: 0 LOB: 0 BB: 0 P: 10								

PITCHER		IP	WLS	BF	H	R	ER	SO	BB	IBB	HBP	BLK	WP	HR	S	P	ERA	WHIP
63 Justin Masterson, R ERA: 2.98	(1, 1)	6.2	L	27	4	1	0	5	1	1	0	0	0	0	71	111	0.00	0.750
49 Tony Sipp, L ERA: 1.97	(7, 1)	0.1		2	0	0	0	0	1	0	0	1	0	0	7	11	0.00	3.000
52 Vinnie Pestano, R ERA: 1.29	(8, 1)	1.0		3	0	0	0	1	0	0	0	0	0	0	8	10	0.00	0.000

PITCHER	IP	WLS	BF	H	R	ER	SO	BB	IBB	HBP	BLK	WP	HR	S	P	ERA	WHIP

BOTTOM

Cleveland Indians @ San Francisco Giants

AT&T Park, San Francisco, CA

Sat Jun 25 2011, 1:11 PM - 3:34 PM PDT

Att. 42,130 - Partly Cloudy - 60 F

livebaseballscorecards.com

AB	29
R	1
H	4
RBI	0
BB	3
SO	6
LOB	11

1B: 2	SF: 0	WP: 0	PA: 32
2B: 2	SAC: 0	PB: 0	
3B: 0	DP: 0	SB: 0	
HR: 0	HBP: 0	CS: 0	

Batter	1	2	3	4	5	6	7	8	9	AB	R	H	RBI	BB	SO	LOB
23 Michael Brantley, L (1, 7) OBP: 0.341, SLG: 0.399	B FF 94 C FF 94 F FC 89 B CU 80 B FC 90 X FC 89 3-2 L9		C CU 79 B C FF 93 X SI 93 1-2 G4-3			C FC 88 B FF 92 B FF 91 B FF 91 F FF 90 F FF 93 F FF 92 B FF 92 4-2 20 2B 13 G6-3 BB		B FF 95 C FF 93 C CU 78 C CU 79 1-3 K		3	1	0	0	1	1	0
20 Orlando Cabrera, R (1, 4) OBP: 0.272, SLG: 0.320	B FF 93 B FF 93 C FF 94 C FF 93 X FF 93 2-2 P4			B FC 86 F FF 91 B FF 92 X FF 91 2-1 24 G3 13 1B 1B		B FF 91 X FC 87 1-0 1-3 2B		X SI 94 0-0 G4-3		4	0	2	0	0	0	0
13 Asdrúbal Cabrera, S (1, 6) OBP: 0.344, SLG: 0.489	B FF 93 B FF 95 B FF 92 C FF 93 F FF 92 X FF 93 3-2 41 FC5-4 1B			X FF 88 0-0 24 G3 1-2 1B		X CU 77 0-0 G6-3 3-H		C SI 94 S CU 78 S CU 80 0-3 K		4	0	2	1	0	1	1
41 Carlos Santana, S (1, 3) OBP: 0.359, SLG: 0.407	C FC 90 X FF 94 0-1 FC5-4 1-2f			B CU 77 X 1-0 F8		C FC 86 F FC 88 S FF 91 0-3 K			S SI 93 S CU 78 B CU 77 B SI 94 C CU 77 2-3 K	4	0	0	0	0	2	4
24 Grady Sizemore, L (1, 8) OBP: 0.294, SLG: 0.449		C FF 93 L FF 93 B CU 80 F FF 93 F FF 92 B FC 89 X CU 78 2-2 6 CS 2B		X FF 89 0-0 G3 1-2 2-3		T FF 92 B FF 92 S FC 87 B FF 92 S CU 80 2-3 K			B SI 94 S SI 94 B CU 76 C CU 77 S SI 94 2-3 K	4	0	1	0	0	2	3
47 Shelley Duncan, R (1, 9) OBP: 0.244, SLG: 0.353		F FC 88 B FC 87 S CU 78 S FF 92 1-3 K		C FC 88 C FF 92 F S FC 88 0-3 K			C CU 76 B FC 84 S FC 87 S FF 91 1-3 K		B CU 79 B SI 93 F SI 93 B SI 94 C FF 95 S SI 90 3-3 K	4	0	0	0	0	4	3
6 Lou Marson, R (1, 2) OBP: 0.280, SLG: 0.314		B FF 91 C FF 92 F FC 89 B FF 92 X CU 80 2-2 G4-3 2-3			C CU 75 F FF 92 S FC 87 0-3 K		C FF 92 S CU 79 B FF 92 F FF 92 B FF 92 X FC 88 2-2 1B			3	0	1	0	0	1	1
8 Adam Everett, R (1, 5) OBP: 0.277, SLG: 0.233			C C FF 93 B FF 93 S FC 89 1-3 K		B FF 91 C FF 90 B FC 86 F FF 92 F FC 88 F FC 88 B FF 92 X FF 93 3-2 F8		B FF 92 F FF 91 C CU 78 C FC 87 1-3 K			3	0	0	0	0	2	1
55 Roberto Hernandez, R (1, 1) 48 Travis Hafner, L (7, PH) OBP: 0.411, SLG: 0.564 53 Rafael Perez, L (7, 1) 38 Joe Smith, R (8, 1)			C FF 93 F FF 93 F FF 92 F S 0-3 K		B CU 77 C FF 92 F FF 92 F FC 87 S FC 87 2-3 K		C FC 87 S FC 88 C FF 92 0-3 K			2 1 0 0	0 0 0 0	0 0 0 0	0 0 0 0	0 0 0 0	2 1 0 0	0 1 0 0

Inning Stats	1	2	3	4	5	6	7	8	9
R:	0	0	0	0	0	1	0	0	0
E:	0	0	0	0	0	0	0	0	0
K:	0	1	2	1	2	2	3	2	3
S:	11	11	11	9	11	12	13	7	9
H:	1	1	0	2	0	1	1	0	0
LOB:	1	0	0	2	0	1	1	0	0
BB:	0	0	0	0	0	1	0	0	0
P:	19	16	13	12	16	19	17	8	16

PITCHER		IP	WLS	BF	H	R	ER	SO	BB	IBB	HBP	BLK	WP	HR	S	P	ERA	WHIP
40 Madison Bumgarner, L ERA: 3.84	(1, 1)	7.0	W	27	6	1	1	11	1	0	0	0	0	0	78	112	1.29	1.000
41 Jeremy Affeldt, L ERA: 3.51	(8, 1)	2.0	S	6	0	0	0	5	0	0	0	0	0	0	16	24	0.00	0.000

PITCHER		IP	WLS	BF	H	R	ER	SO	BB	IBB	HBP	BLK	WP	HR	S	P	ERA	WHIP

TOP

Cleveland Indians @ San Francisco Giants

AT&T Park, San Francisco, CA

Sun Jun 26 2011, 5:13 PM - 7:53 PM PDT

Att. 41,978 - Clear - 64 F

livebaseballscorecards.com

AB	32
R	1
H	6
RBI	1
BB	1
SO	16
LOB	14

1B: 4	SF: 0	WP: 0	PA: 33
2B: 2	SAC: 0	PB: 0	
3B: 0	DP: 0	SB: 0	
HR: 0	HBP: 0	CS: 1	

BOTTOM

Cleveland Indians @ San Francisco Giants

AT&T Park, San Francisco, CA

Sun Jun 26 2011, 5:13 PM - 7:53 PM PDT

Att. 41,978 - Clear - 64 F

livebaseballscorecards.com

Batter	1	2	3	4	5	6	7	8	9	AB	R	H	RBI	BB	SO	LOB
56 Andres Torres, S (1, 8) OBP: 0.340, SLG: 0.382	C SI 93 C SI 94 X SI 95 0-2 ① G4-3		M F CH 86 B SI 94 X SI 94 1-2 ① G3	C SI 94 B SI 93 D CH 86 B SI 93 B SI 93 4-1 1-2 BB		B CH 86 S SI 93 B SI 93 X CH 84 2-1 ③ G3				3	0	0	0	1	0	1
35 Brandon Crawford, L (1, 6) OBP: 0.258, SLG: 0.272	C SI 95 X SI 95 0-1 ② G1-3		C X 0-1 48 1B 17 1B 1B	S CH 86 S CH 86 D CH 85 S SI 94 1-3 ③ K			B FF 87 L FF 86 B FF 87 S FF 90 C FF 91 2-3 ① K			4	1	1	0	0	2	2
48 Pablo Sandoval, S (1, 5) OBP: 0.333, SLG: 0.435 10 Miguel Tejada, R (7, 5) OBP: 0.252, SLG: 0.291	X FF 95 0-0 ③ L3		X 0-0 17 1B 1-3 1B		B CH 87 B SI 93 F SI 94 X CH 87 2-1 17 G4-3 2B		X FF 91 0-0 ② G4-3			3 1	0 0	2 0	0 0	0 0	0 0	0 0
17 Aubrey Huff, L (1, 3) OBP: 0.293, SLG: 0.387		C SI 94 S CH 86 B CH 88 S SI 94 1-3 ① K	S X SI 94 0-1 1-2 3-H 1B		X SI 94 0-0 ① G4-3 2-3		B SL 86 C FF 90 X FF 90 1-1 ③ G3-1			4	0	1	1	0	1	1
13 Cody Ross, R (1, 7) OBP: 0.350, SLG: 0.424		B SI 94 C FF 94 X SI 93 1-1 6 1B 37 2B 1B	C SI 93 B CH 85 F SI 94 T SI 94 1-2 ② K		F SI 94 B SI 93 F SI 94 F FF 94 B SI 94 S SI 94 2-3 ② K			B SL 82 B SI 90 C SI 90 B SI 90 B SI 91 4-1 6 G4-6-3 12 HBP BB		3	1	1	0	1	2	3
12 Nate Schierholtz, L (1, 9) OBP: 0.303, SLG: 0.404		C SI 93 X CH 87 0-1 ② F7	B CH 85 F S CH 84 D CH 85 F SI 94 B SI 94 F SI 94 F SI 94 X SI 94 3-2 ③ G4-3		S CH 88 F CH 88 B SI 94 F CH 85 X SI 95 1-2 ③ G6-3			C SI 90 H SL 82 1-1 6 G4-6-3 1-2 HBP		3	0	0	0	0	0	4
6 Bill Hall, R (1, 4) OBP: 0.273, SLG: 0.335		C SI 94 B SI 94 B SL 88 X SI 94 2-1 37 2B 1-2 1B		S SL 86 B SL 88 B SI 94 B SI 94 B SI 93 4-1 37 E 37 S 40 CS BB		B FF 87 X SI 92 1-0 ① G6-3		B FF 92 C SI 90 B FF 91 X SI 91 2-1 ①② G4-6-3 1-2f 2-3		3	1	1	0	1	0	2
37 Chris Stewart, R (1, 2) OBP: 0.256, SLG: 0.229		C SI 94 C SI 94 D SI 96 X SL 87 1-2 1-H 2-H 2B		B SI 92 C SI 93 X SI 93 1-1 ① G5-3 1-3		B SI 93 F SI 93 F SI 92 F SI 93 B SI 93 F SI 92 F SI 93 B SI 94 B SI 93 4-2 40 SH1-4 BB		C FF 93 X SI 91 0-1 ③ G5-3		3	0	1	2	1	0	2
40 Madison Bumgarner, R (1, 1) OBP: 0.241, SLG: 0.231 41 Jeremy Affeldt, L (8, 1)		B SI 94 C SI 94 B SI 94 C SI 94 F SI 93 B SI 94 X SI 94 3-2 ③ G4-3		S SI 94 S SI 94 3 SAFE B SI 94 F SI 94 X SL 88 1-2 ② E8 56 BB 3-H		L SI 91 X SI 90 0-1 ② SH1-4 1-2				2 0	0 0	0 0	0 0	0 0	0 0	2 0

Inning Stats	1	2	3	4	5	6	7	8	9
	R: 0 E: 0 K: 0 S: 6 H: 0 LOB: 0 BB: 0 P: 6	R: 2 E: 0 K: 1 S: 16 H: 3 LOB: 1 BB: 0 P: 24	R: 1 E: 0 K: 1 S: 17 H: 3 LOB: 2 BB: 0 P: 22	R: 0 E: 1 K: 1 S: 11 H: 0 LOB: 2 BB: 2 P: 22	R: 0 E: 0 K: 1 S: 11 H: 1 LOB: 1 BB: 0 P: 16	R: 0 E: 0 K: 0 S: 10 H: 0 LOB: 1 BB: 1 P: 17	R: 0 E: 0 K: 1 S: 6 H: 0 LOB: 0 BB: 0 P: 9	R: 0 E: 0 K: 0 S: 6 H: 0 LOB: 1 BB: 1 P: 13	

	AB	29
	R	3
	H	7
	RBI	3
	BB	4
	SO	5
	LOB	17

1B: 5 SF: 0 WP: 0 PA: 35
2B: 2 SAC: 1 PB: 0
3B: 0 DP: 1 SB: 1
HR: 0 HBP: 1 CS: 1

PITCHER		IP	WLS	BF	H	R	ER	SO	BB	IBB	HBP	BLK	WP	HR	S	P	ERA	WHIP
55 Roberto Hernandez, R ERA: 5.89	(1, 1)	6.0	L	28	7	3	3	4	3	0	0	0	0	0	71	107	4.50	1.667
53 Rafael Perez, L ERA: 1.14	(7, 1)	1.0		3	0	0	0	1	0	0	0	0	0	0	6	9	0.00	0.000
38 Joe Smith, R ERA: 1.08	(8, 1)	1.0		4	0	0	0	0	1	0	1	0	0	0	6	13	0.00	1.000

PITCHER	IP	WLS	BF	H	R	ER	SO	BB	IBB	HBP	BLK	WP	HR	S	P	ERA	WHIP

Batter	1	2	3	4	5	6	7	8	9	AB	R	H	RBI	BB	SO	LOB
23 Michael Brantley, L (1, 7) OBP: 0.335, SLG: 0.392	C FF 89 B SI 90 C FF 90 B FF 91 S CH 81 2-3 ① K		B CH 80 X FF 90 1-0 ① G3		C FF 88 F SL 87 C SI 92 0-3 ② K		X FF 88 0-0 ① F8		C SI 91 B SI 92 S FS 84 B FS 85 F SI 93 S FS 85 2-3 ③ K	5	0	0	0	0	3	2
35 Cord Phelps, S (1, 4) OBP: 0.289, SLG: 0.366 49 Tony Sipp, L (7, 1) 52 Vinnie Pestano, R (8, 1) 53 Rafael Perez, L (8, 1) 9 Jack Hannahan, L (9, 5) OBP: 0.304, SLG: 0.333	X FF 89 0-0 13 HR 1B		B CH 80 X CH 81 1-0 ② F7		B SL 88 C SL 87 C FF 92 F KC 79 X FF 92 1-2 ③ F7		C FF 89 S KC 78 S KC 78 0-3 ② K			4 0 0 0 0	1 0 0 0 0	1 0 0 0 0	0 0 0 0 0	0 0 0 0 0	1 0 0 0 0	2 0 0 0 0
13 Asdrúbal Cabrera, S (1, 6) OBP: 0.346, SLG: 0.502	X FF 88 0-0 1-H HR		B FF 88 X SI 88 1-0 ③ G4-3			B SL 86 B CH 82 F CH 80 B FF 91 F SI 91 X CH 82 3-2 28 1B 2B	S SI 91 B KC 78 X KC 79 1-1 ③ G3			4	2	2	2	0	0	0
41 Carlos Santana, S (1, 3) OBP: 0.357, SLG: 0.402	B CH 80 C SI 91 B FF 91 F CH 81 F FF 91 F FF 91 S CH 81 2-3 ② K			B FF 88 B SL 84 C CH 80 B KC 77 C FF 91 T FF 92 3-2 ① K		B FF 90 B CH 80 B SL 86 C FF 90 D CH 82 4-1 28 1B 8 1B BB		C FF 89 F KC 77 X FF 90 0-2 ① G4-3		3	1	0	0	1	2	0
24 Grady Sizemore, L (1, 8) OBP: 0.294, SLG: 0.445	C CH 80 X FF 90 0-1 1B			C KC 77 S CH 80 B FF 92 S FF 92 1-3 ② K		B FF 90 C FF 89 F CH 80 X FF 91 1-2 ① P5		X FF 91 0-0 ② F7		4	0	1	0	0	1	2
28 Travis Buck, L (1, 9) OBP: 0.274, SLG: 0.340	C SL 85 X CH 79 0-1 ③ G3			C FF 92 F FF 92 C KC 79 0-3 ③ K		B CH 82 X CH 82 1-0 8 1B 1-2 2-H 1B		F FF 91 C FF 91 B FF 93 B FF 91 X KC 78 2-2 ③ G3-1		4	0	1	1	0	1	1
8 Lonnie Chisenhall, L (1, 5) OBP: 0.500, SLG: 0.750 54 Chris Perez, R (9, 1)		X FF 89 0-0 ① F7			B CH 80 X CH 80 1-0 6 1B 2B	C KC 76 B KC 75 X CH 86 1-1 1-3 2-H 1B			C SI 91 B FF 92 X SI 90 1-1 ① F8	4 0	0 0	2 0	1 0	0 0	0 0	0 0
6 Lou Marson, R (1, 2) OBP: 0.278, SLG: 0.311		B FF 90 C FF 89 X FF 90 1-1 ② G5-3			B FF 88 S SL 84 X FF 90 1-1 51 SH3-4 2-3 1B	C FF 89 X FF 88 0-1 ② P6			F FF 91 F FF 91 B FF 92 X FF 91 1-2 ② F9	4	0	1	0	0	0	2
51 Mitch Talbot, R (1, 1) 48 Travis Hafner, L (6, PH) OBP: 0.408, SLG: 0.560 38 Joe Smith, R (6, 1) 20 Orlando Cabrera, R (7, 4) OBP: 0.275, SLG: 0.335		B FF 89 C FF 89 B FF 91 C FF 92 X FF 92 2-2 ③ G6-3			B SI 90 1 SAFE X FF 88 1-0 ① SH3-4 1-2	D CH 79 T FF 90 C FF 90 S KC 79 1-3 ③ K			B SL 86 X SL 83 1-0 HR	1 1 0 1	0 0 0 1	0 0 0 1	0 0 0 1	0 0 0 0	0 1 0 0	0 2 0 0
Inning Stats	R: 2 E: 0 K: 2 S: 14 H: 3 LOB: 1 BB: 0 P: 18	R: 0 E: 0 K: 0 S: 6 H: 0 LOB: 0 BB: 0 P: 9	R: 0 E: 0 K: 0 S: 3 H: 0 LOB: 0 BB: 0 P: 6	R: 0 E: 0 K: 3 S: 9 H: 0 LOB: 0 BB: 0 P: 13	R: 0 E: 0 K: 1 S: 11 H: 2 LOB: 2 BB: 0 P: 15	R: 2 E: 0 K: 1 S: 15 H: 3 LOB: 2 BB: 1 P: 26	R: 0 E: 0 K: 1 S: 6 H: 0 LOB: 0 BB: 0 P: 7	R: 0 E: 0 K: 0 S: 7 H: 0 LOB: 0 BB: 0 P: 9	R: 1 E: 0 K: 1 S: 10 H: 1 LOB: 0 BB: 0 P: 15	1B: 5 2B: 2 3B: 0 HR: 2 SF: 0 SAC: 1 DP: 0 HBP: 0						

PITCHER	IP	WLS	BF	H	R	ER	SO	BB	IBB	HBP	BLK	WP	HR	S	P	ERA	WHIP
31 Ian Kennedy, R (1, 1) ERA: 3.01	8.0		33	8	4	4	8	1	0	0	0	0	1	71	103	4.50	1.125
40 J.J. Putz, R (9, 1) ERA: 2.65	1.0	L	4	1	1	1	1	0	0	0	0	0	1	10	15	9.00	1.000

PITCHER	IP	WLS	BF	H	R	ER	SO	BB	IBB	HBP	BLK	WP	HR	S	P	ERA	WHIP

TOP

Cleveland Indians @ Arizona Diamondbacks

Chase Field, Phoenix, AZ

Mon Jun 27 2011, 6:41 PM - 9:22 PM MST

Att. 25,730 - Roof Closed - 82 F

livebaseballscorecards.com

AB	35
R	5
H	9
RBI	5
BB	1
SO	9
LOB	11

WP: 0 PB: 0 SB: 0 CS: 0 PA: 37

BOTTOM

Cleveland Indians @ Arizona Diamondbacks

Chase Field, Phoenix, AZ

Mon Jun 27 2011, 6:41 PM - 9:22 PM MST

Att. 25,730 - Roof Closed - 82 F

livebaseballscorecards.com

Batter	1	2	3	4	5	6	7	8	9	AB	R	H	RBI	BB	SO	LOB
2 Kelly Johnson, L (1, 4) OBP: 0.290, SLG: 0.408	B SI 84 C SI 85 B CH 75 B SI 86 B CH 82 4-1 6 3B BB	B FF 92 C SI 88 B SL 81 C SI 88 B SI 89 F SI 86 F FF 90 B FF 91 4-2 BB			C FF 88 C SI 85 S CH 76 0-3 ② K			B FF 93 1 SAFE C FF 92 L FF 93 F FF 93 F FF 94 F FF 94 B SL 82 3-2 F FF 94 B FF 93 X FF 94 1-H 3B		2	1	1	1	2	1	0
6 Stephen Drew, L (1, 6) OBP: 0.343, SLG: 0.417	B SI 85 C SI 85 X SI 89 1-1 10 1B 1-H 3B	F FF 90 B FF 88 B SI 86 X FF 90 2-1 ③ L9			B CH 85 F SI 84 B CH 76 X FF 88 2-1 ③ F8			C FF 92 S FF 93 B FF 92 F SL 82 B FF 93 F FF 93 B FF 91 F FF 92 F FF 92 3-2 ① X FF 93 F7		4	1	1	1	0	0	2
10 Justin Upton, R (1, 9) OBP: 0.388, SLG: 0.515	X FF 90 0-0 24 2B 26 G6-3 3-H 1B		F SI 90 B SI 88 F SI 90 X CH 79 1-2 ① G5-3			F FF 91 X FF 91 0-1 ① G6-3		I IN 74 I IN 74 I IN 73 I IN 72 4-0 26 DI IBB		3	1	1	1	1	0	0
24 Chris Young, R (1, 8) OBP: 0.324, SLG: 0.486	B SI 90 B SI 89 X FF 88 2-0 1-3 2B		B SI 89 C FF 87 X SL 81 1-1 ② F9			B SI 90 F SI 89 C SI 90 B SI 90 F SI 89 X SI 90 2-2 ② G5-3		B FF 90 B FF 93 F FF 92 S FF 93 S FF 93 2-3 ② K		4	0	1	0	0	1	2
26 Miguel Montero, L (1, 2) OBP: 0.349, SLG: 0.471	F FF 91 F FF 90 B CH 77 X FF 90 1-2 ① G6-3 3-H		B FF 87 T SI 86 X SI 89 1-1 ③ G4-3			C SL 81 C SL 81 F SI 92 F FF 92 B FF 92 F SL 82 F SI 90 F FF 92 F FF 91 1-2 X SI 89 ③ G3		C FF 86 S FF 87 B FF 87 S FF 87 1-3 ③ K 1-2		4	0	0	1	0	1	3
14 Ryan Roberts, R (1, 5) OBP: 0.342, SLG: 0.444	B FF 88 F FF 90 X SL 82 1-1 ② G5-3			X FF 88 0-0 ① F9			C SI 89 B SL 81 X SI 88 1-1 ① G4-3		B FF 95 X FF 94 1-0 18 SH1-3 1B	4	0	1	0	0	0	1
46 Juan Miranda, L (1, 3) OBP: 0.329, SLG: 0.433 18 Willie Bloomquist, R (7, PH) OBP: 0.299, SLG: 0.344 (8, 7)	B SI 86 X FF 90 1-0 ③ F8			C FF 89 B FF 90 B SI 87 B SI 90 F CH 82 S SI 89 3-3 ② K			B FF 91 X FF 91 1-0 ② F9		X FF 93 0-0 ① SH1-3 1-2	2 1	0 0	0 0	0 0	1 0	1 0	1 0
8 Gerardo Parra, L (1, 7) OBP: 0.339, SLG: 0.398 22 Xavier Nady, R (7, PH) OBP: 0.296, SLG: 0.369 (8, 3)		B SI 86 S FF 88 X FF 91 1-1 E4 31 L6		B SI 85 S FF 90 B SI 90 F SI 86 X CH 77 2-2 ③ F8			C FF 92 B FF 92 X FF 91 1-1 ③ L8		X FF 94 0-0 ② F9	2 2	0 0	0 0	0 0	0 0	0 0	0 1
31 Ian Kennedy, R (1, 1) OBP: 0.147, SLG: 0.094 16 Wily Mo Peña, R (8, PH) OBP: 0.208, SLG: 0.458 40 J.J. Putz, R (9, 1) 4 Melvin Mora, R (9, PH) OBP: 0.246, SLG: 0.278		B SI 90 X SI 91 1-0 ①② L6 1-1			B SI 88 B SI 89 C SI 88 X SI 89 2-1 ① G5-3			B FF 93 X FF 93 1-0 2 3B 1B	C FF 94 F FF 94 X FF 94 0-2 ③ F9	2 1 0 1	0 1 0 0	0 1 0 1	0 0 0 0	0 0 0 0	0 0 0 1	1 0 0 1

Inning Stats	1	2	3	4	5	6	7	8	9
	R: 3 E: 0 K: 0 S: 11	H: 3 LOB: 1 BB: 1 P: 21	R: 0 E: 1 K: 0 S: 9	H: 0 LOB: 1 BB: 1 P: 17	R: 0 E: 0 K: 0 S: 7	H: 0 LOB: 0 BB: 0 P: 10	R: 0 E: 0 K: 1 S: 7	H: 0 LOB: 0 BB: 0 P: 12	R: 0 E: 0 K: 1 S: 7	H: 0 LOB: 0 BB: 0 P: 11	R: 0 E: 0 K: 0 S: 15	H: 0 LOB: 0 BB: 0 P: 18	R: 0 E: 0 K: 0 S: 5	H: 0 LOB: 0 BB: 0 P: 8	R: 1 E: 0 K: 2 S: 22	H: 2 LOB: 2 BB: 1 P: 36	R: 0 E: 0 K: 0 S: 6	H: 1 LOB: 1 BB: 0 P: 7

	AB	R	H	RBI	BB	SO	LOB
	32	4	6	4	3	4	12

	1B	SF	WP	PA
	3	0	0	36
	2B	2	SAC	1	PB	0
	3B	2	DP	1	SB	0
	HR	0	HBP	0	CS	0

PITCHER		IP	WLS	BF	H	R	ER	SO	BB	IBB	HBP	BLK	WP	HR	S	P	ERA	WHIP
51 Mitch Talbot, R ERA: 4.96	(1, 1)	5.0		20	3	3	3	2	2	0	0	0	0	0	41	71	5.40	1.000
38 Joe Smith, R ERA: 1.03	(6, 1)	1.1	H	4	0	0	0	0	0	0	0	0	0	0	17	21	0.00	0.000
49 Tony Sipp, L ERA: 1.93	(7, 1)	0.2	H	2	0	0	0	0	0	0	0	0	0	0	3	5	0.00	0.000
52 Vinnie Pestano, R ERA: 1.57	(8, 1)	0.2	B	5	2	1	1	1	0	1	0	0	0	0	19	32	13.50	3.000
53 Rafael Perez, L ERA: 1.13	(8, 1)	0.1	W	1	0	0	0	1	0	0	0	0	0	0	3	4	0.00	0.000

PITCHER		IP	WLS	BF	H	R	ER	SO	BB	IBB	HBP	BLK	WP	HR	S	P	ERA	WHIP
54 Chris Perez, R ERA: 2.45	(9, 1)	1.0	S	4	1	0	0	0	0	0	0	0	0	0	6	7	0.00	1.000

Batter	1	2	3	4	5	6	7	8	9	AB	R	H	RBI	BB	SO	LOB
23 Michael Brantley, L (1, 7) OBP: 0.331, SLG: 0.387	B FF 94 C FF 91 B CH 85 F FF 93 B FF 94 F FF 94 S FF 95 3-3 ① **K**		X CH 84 0-0 ①② **G4-6-3** 1-2f 3-H		C CH 86 F SI 93 B FF 94 B FF 94 F CH 86 B FF 94 X CH 85 3-2 ③ **G4-3**			B FF 92 1 SAFE F CH 84 1 SAFE 1 SAFE X FF 93 1-1 ②③ **G3-6-3** 1-2f		4	0	0	0	0	1	3
20 Orlando Cabrera, R (1, 4) OBP: 0.278, SLG: 0.339	X FF 93 0-0 **2B**		B FF 94 C CH 83 B FF 93 X CH 84 2-1 ③ **G6-3**			F CH 84 B FF 92 F SI 92 S FF 92 1-3 ① **K**			B SI 92 B FF 93 B SI 92 B FF 92 4-0 13 S 41 HR **BB**	3	1	1	0	1	1	0
13 Asdrúbal Cabrera, S (1, 6) OBP: 0.342, SLG: 0.495	X FF 94 0-0 ② **F8**			B CH 83 F CH 83 B FF 93 B SL 88 S FF 93 F FF 93 T CH 85 3-2 ① **K**		B FF 92 C SI 94 C SI 92 B CH 83 F CH 84 X CH 83 2-2 ② **G4-3**			C FF 91 B FF 93 C FF 93 F FF 93 B FS 84 F FF 93 B SL 83 X SI 94 3-2 ① **F7** 1-2	4	0	0	0	0	1	2
41 Carlos Santana, S (1, 2) OBP: 0.356, SLG: 0.411	X FF 94 0-0 ③ **P2**			B FF 94 C CH 84 B FF 93 C FF 93 X FF 93 2-2 ② **P4**		X FF 92 0-0 ③ **G3**			B FF 93 X SI 93 1-0 2-H **HR**	4	1	1	2	0	0	1
24 Grady Sizemore, L (1, 8) OBP: 0.293, SLG: 0.441		C FF 93 B SI 93 C CH 84 B FF 94 S SL 88 2-3 ① **K**		B CH 85 C CH 83 F CH 83 X FF 93 1-2 ③ **F8**			B FF 92 S CH 83 F SL 86 B SL 88 B FF 91 F CH 84 X CH 85 3-2 28 G6-3 **1B**		S FF 93 B SI 92 S FS 84 S FF 92 1-3 ② **K**	4	0	1	0	0	2	0
28 Travis Buck, L (1, 9) OBP: 0.274, SLG: 0.345		F FF 93 B FF 93 B SL 88 S CH 86 X FF 94 2-2 ② **F8**			F CH 82 B SI 92 B FF 92 C CH 83 B SL 89 S CH 85 3-3 ① **K**		C FF 93 B FF 92 S FF 91 X FF 92 1-2 ①② 1-2f **G6-3**		B FF 92 B SI 91 X SI 92 2-0 8 PB **2B**	4	0	1	0	0	1	1
8 Lonnie Chisenhall, L (1, 5) OBP: 0.375, SLG: 0.625		C CH 84 S SL 88 F SL 89 B FF 93 B FF 92 F SL 88 F FF 93 X FF 94 2-2 ③ **P5**			C FF 93 C SI 92 B SL 88 X SL 87 1-2 43 1B **2B**		B FF 93 S CH 84 X FF 92 1-1 ③ **F8**		S SL 79 S SL 79 B SL 80 C SL 79 1-3 ③ **K** 2-3	4	1	1	0	0	1	1
47 Shelley Duncan, R (1, 3) OBP: 0.247, SLG: 0.364			B SL 86 X FF 93 1-0 43 1B 23 G4-6-3 **2B**		B SL 88 X SL 87 1-0 ② **L7**			C FF 92 X FF 91 0-1 ① **P6**		3	1	1	0	0	0	1
43 Josh Tomlin, R (1, 1) OBP: 1.000, SLG: 1.000 48 Travis Hafner, L (8, PH) OBP: 0.412, SLG: 0.560 35 Cord Phelps, S (8, PR) OBP: 0.289, SLG: 0.366 53 Rafael Perez, L (8, 1) 38 Joe Smith, R (8, 1) 49 Tony Sipp, L (8, 1)			L FF 92 X FF 92 0-1 23 G4-6-3 2-3 **1B**		B FF 92 C FF 92 X FF 93 1-1 2-H **1B**			B CH 84 B SL 88 B CH 83 C FF 93 B SL 88 4-1 23 G3-6-3 **BB**		2 0 0 0 0 0	0 0 0 0 0 0	2 0 0 0 0 0	1 1 0 0 0 0	0 0 0 0 0 0	0 0 0 0 0 0	0 0 0 0 0 0
Inning Stats	R: 0 E: 0 K: 1 S: 7 H: 1 LOB: 1 BB: 0 P: 10	R: 0 E: 0 K: 1 S: 12 H: 0 LOB: 0 BB: 0 P: 18	R: 1 E: 0 K: 0 S: 6 H: 2 LOB: 0 BB: 0 P: 9	R: 0 E: 0 K: 1 S: 10 H: 0 LOB: 0 BB: 0 P: 16	R: 1 E: 0 K: 1 S: 13 H: 2 LOB: 1 BB: 0 P: 22	R: 0 E: 0 K: 1 S: 8 H: 0 LOB: 0 BB: 0 P: 11	R: 0 E: 0 K: 0 S: 9 H: 1 LOB: 0 BB: 0 P: 14	R: 0 E: 0 K: 0 S: 5 H: 0 LOB: 1 BB: 1 P: 10	R: 2 E: 0 K: 2 S: 13 H: 2 LOB: 1 BB: 1 P: 25	1B: 3 2B: 4 3B: 0 HR: 1	SF: 0 SAC: 0 DP: 3 HBP: 0			WP: 0 PB: 1 SB: 1 CS: 0	PA: 34		

PITCHER		IP	WLS	BF	H	R	ER	SO	BB	IBB	HBP	BLK	WP	HR	S	P	ERA	WHIP
41 Daniel Hudson, R ERA: 3.49	(1, 1)	8.0		28	6	2	2	5	1	0	0	0	0	0	70	110	2.25	0.875
40 J.J. Putz, R ERA: 3.12	(9, 1)	0.2	B	5	2	2	2	1	1	0	0	0	0	1	10	21	27.00	4.500
33 Alberto Castillo, L ERA:	(9, 1)	0.1	W	1	0	0	0	1	0	0	0	0	0	0	3	4	0.00	0.000

PITCHER	IP	WLS	BF	H	R	ER	SO	BB	IBB	HBP	BLK	WP	HR	S	P	ERA	WHIP

TOP

Cleveland Indians @ Arizona Diamondbacks

Chase Field, Phoenix, AZ

Tue Jun 28 2011, 6:42 PM - 9:25 PM MST

Att. 27,092 - Roof Closed - 81 F

livebaseballscorecards.com

AB	32
R	4
H	8
RBI	3
BB	2
SO	7
LOB	9

BOTTOM

Cleveland Indians @ Arizona Diamondbacks

Chase Field, Phoenix, AZ

Tue Jun 28 2011, 6:42 PM - 9:25 PM MST

Att. 27,092 - Roof Closed - 81 F

livebaseballscorecards.com

Batter	1	2	3	4	5	6	7	8	9	AB	R	H	RBI	BB	SO	LOB
2 Kelly Johnson, L (1, 4) OBP: 0.292, SLG: 0.420	C FF 88 B FC 88 T FF 89 S CU 76 1-3 **K** ①		C CU 74 B FF 87 C FF 89 F CU 76 F FF 88 C FF 90 1-3 **K** ②		S FC 86 2 SAFE 0-1 **PO** ③ 2-3	B CU 72 C FC 85 X FC 87 1-1 HR		B FF 87 S SL 86 D SL 86 X FF 90 2-1 6 G3 10 1B 1B 2-H		4	2	2	2	0	2	1
6 Stephen Drew, L (1, 6) OBP: 0.339, SLG: 0.411	X FF 89 0-0 **F8** ②		B FC 88 B FF 89 X FC 88 2-0 **P6** ③			C CH 81 B FC 85 B CU 72 F FC 86 X CH 78 2-2 **F7** ①		F SL 86 D SL 86 X FF 86 1-1 **G3** ② 2-3		4	0	0	0	0	0	2
10 Justin Upton, R (1, 9) OBP: 0.387, SLG: 0.511	C FF 90 X FC 88 0-1 **G6-3** ③			S FC 86 B FF 89 B FF 89 X FC 86 2-1 **F9** ①		S FC 86 S FC 86 B FC 90 X FC 86 1-2 **F7** ②		C SI 90 S SL 81 B FF 93 X SI 91 1-2 24 1B 1B 3-H		4	0	1	1	0	0	0
24 Chris Young, R (1, 8) OBP: 0.323, SLG: 0.483		C FF 89 F CU 74 B FF 90 T FC 85 1-2 **K** ①		C CU 75 B FC 86 F FC 85 B FF 90 F FC 86 B FF 89 F FF 90 X FC 86 3-2 **P5** ②		B FC 86 X FC 84 1-0 **P5** ③		B FF 89 X SI 91 1-0 26 S 1B 1-3		4	0	1	0	0	1	0
26 Miguel Montero, L (1, 2) OBP: 0.348, SLG: 0.472		X FF 90 0-0 2B		F FF 89 X CU 76 0-1 **G4-3** ③			X CU 73 0-0 **G3-1** ①	S FF 92 1 SAFE F SL 79 D SL 81 X SL 80 1-2 **G1-3** ③ 1-2		4	0	1	0	0	0	2
14 Ryan Roberts, R (1, 5) OBP: 0.341, SLG: 0.439		D FC 84 C FC 85 F FF 89 S CU 77 1-3 **K** ②	B FC 83 B FC 84 X FF 88 2-0 **F9** ①				B FF 86 S FC 83 B FC 84 S FC 85 X CU 76 2-2 **G5-3** ②		B FF 90 B FF 90 B FF 91 C FF 89 F FF 91 B FF 91 4-2 22 S 16 HR BB	3	1	0	0	1	1	1
46 Juan Miranda, L (1, 3) OBP: 0.324, SLG: 0.425 22 Xavier Nady, R (9, PH) OBP: 0.294, SLG: 0.366		B FF 89 X CH 81 1-0 **F8** ③	B FF 88 B FF 87 C FC 86 B FC 85 X FF 89 3-1 **P5** ②				B CU 74 B FC 86 C FF 86 S CU 75 B CU 76 X CU 75 3-2 **F8** ③		F FF 91 S SL 83 1 SAFE 1 SAFE B FF 92 D SL 83 B SL 82 S SL 82 3-3 **K** ① 1-3	3 1	0 0	0 0	0 0	0 1	0 1	1 1
8 Gerardo Parra, L (1, 7) OBP: 0.347, SLG: 0.416 18 Willie Bloomquist, R (9, PH) OBP: 0.297, SLG: 0.341			C FF 88 X FC 86 0-1 41 SH1 1B		X FF 87 0-0 41 2B 3B			X FF 87 0-0 2 41 SH1-4 1B 1B	P PO 82 S SL 82 S SL 82 X SL 83 1-2 **F9** ②	3 1	2 0	3 0	0 0	0 0	0 1	0 1
41 Daniel Hudson, R (1, 1) OBP: 0.324, SLG: 0.394 40 J.J. Putz, R (9, 1) 33 Alberto Castillo, L (9, 1) 16 Wily Mo Peña, R (9, PH) OBP: 0.240, SLG: 0.600			L FF 86 X FF 86 0-1 **SH1** ① 1-2		D FC 85 C FF 89 D FC 85 F FF 88 B FF 90 F FF 89 X FF 90 3-2 2 PO 2B 3-H			B FF 88 L FF 88 1 SAFE X FF 88 1-1 **SH1-4** ① 1-2	S SL 83 X SL 82 0-1 HR 3-H	1 0 0 1	0 0 0 1	1 0 0 1	1 0 0 2	0 0 0 0	0 0 0 1	0 0 0 0
Inning Stats	R: 0 E: 0 K: 1 S: 6 H: 0 LOB: 0 BB: 0 P: 7	R: 0 E: 0 K: 2 S: 8 H: 1 LOB: 1 BB: 0 P: 11	R: 0 E: 0 K: 1 S: 10 H: 1 LOB: 1 BB: 0 P: 13	R: 0 E: 0 K: 0 S: 9 H: 0 LOB: 0 BB: 0 P: 14	R: 1 E: 0 K: 0 S: 9 H: 2 LOB: 0 BB: 0 P: 17	R: 1 E: 0 K: 0 S: 9 H: 1 LOB: 0 BB: 0 P: 14	R: 0 E: 0 K: 0 S: 7 H: 0 LOB: 0 BB: 0 P: 12	R: 2 E: 0 K: 0 S: 14 H: 4 LOB: 2 BB: 0 P: 21	R: 2 E: 0 K: 1 S: 11 H: 1 LOB: 0 BB: 1 P: 18	1B: 5 2B: 2 3B: 1 HR: 2 SF: 0 SAC: 2 DP: 0 HBP: 0						

	AB	33
	R	6
	H	10
	RBI	6
	BB	1
	SO	5
	LOB	9

PITCHER		IP	WLS	BF	H	R	ER	SO	BB	IBB	HBP	BLK	WP	HR	S	P	ERA	WHIP
43 Josh Tomlin, R ERA: 3.86	(1, 1)	7.0		25	5	2	2	4	0	0	0	0	0	1	58	88	2.57	0.714
53 Rafael Perez, L ERA: 1.65	(8, 1)	0.2		4	2	2	2	0	0	0	0	0	0	0	7	11	27.00	3.000
38 Joe Smith, R ERA: 1.03	(8, 1)	0.0		2	2	0	0	0	0	0	0	0	0	0	4	6	∞	∞
49 Tony Sipp, L ERA: 2.41	(8, 1)	1.0	L	5	1	2	2	1	1	0	0	0	0	1	14	22	18.00	2.000

PITCHER	IP	WLS	BF	H	R	ER	SO	BB	IBB	HBP	BLK	WP	HR	S	P	ERA	WHIP

Batter	1	2	3	4	5	6	7	8	9	AB	R	H	RBI	BB	SO	LOB
23 Michael Brantley, L (1, 8) OBP: 0.331, SLG: 0.384	C FF 87 F SI 87 S SL 80 0-3 K	C SI 87 X SI 87 0-1 20 1B 13 1B 2-H 1B		B SL 77 X SL 80 1-0 F7		D SL 73 D SI 85 B SL 73 B FF 86 4-0 BB		C FF 93 B SI 93 F FF 93 F FF 93 B SL 84 X FF 92 2-2 G5-3	B CH 85 F FF 95 X FF 95 1-1 F9	5	1	1	1	1	1	2
20 Orlando Cabrera, R (1, 4) OBP: 0.287, SLG: 0.350	B FF 87 C FF 88 C SI 89 F SI 88 X CH 82 1-2 13 1B 41 1B 1B	C CH 81 F SL 80 X CU 72 0-2 13 1B 2-3 1B		X SI 85 0-0 G6-3		D CH 82 X SI 90 1-0 P2		C FF 94 B SL 85 S SL 84 X SL 84 1-2 28 1B 2B	C CU 80 X FF 94 0-1 1-2 2-H 1B	6	2	4	1	0	0	2
13 Asdrúbal Cabrera, S (1, 6) OBP: 0.348, SLG: 0.500	D CH 82 C SI 87 C FF 87 D CU 74 F CH 81 B FF 87 X FF 86 3-2 41 1B 1-3 1B	B CH 81 C SL 80 I SAFE X FF 86 1-1 1-2 3-H 1B		F CU 72 X CU 71 0-1 41 CS 2B		C SI 90 B CH 82 B SI 91 X SI 90 2-1 F8		B SL 85 D FF 92 I IN 83 I IN 79 4-0 28 1B IBB	B CH 86 F FF 94 F FF 94 F CH 85 F FF 96 T CU 81 1-2 K	5	0	3	1	1	1	4
41 Carlos Santana, S (1, 3) OBP: 0.356, SLG: 0.409	X FF 87 0-0 1-2 3-H 1B	C CU 74 D CU 72 S FF 86 D CU 72 F SL 79 X CH 80 2-2 G6-3		F CH 80 B CH 79 B FF 84 B SI 85 S CH 80 B CH 79 4-2 2-3 BB			B CH 80 C CH 81 B SI 92 S CH 80 S CH 82 2-3 K	C FF 93 C FF 93 C FF 93 0-3 K		4	0	1	1	1	2	4
47 Shelley Duncan, R (1, 7) OBP: 0.250, SLG: 0.356 28 Travis Buck, L (7, PH) OBP: 0.286, SLG: 0.366 (7, 7)	B SI 86 X CH 82 1-0 F8		C CU 72 S SL 78 B CU 73 F FF 86 B CU 71 B FF 86 B CH 80 4-2 6 FC6-4 9 G3 26 1B BB	B SI 84 S SI 84 F SI 85 B SI 84 B FF 84 S CH 79 3-3 K			B SI 91 B CH 82 S SI 92 C SI 92 X CH 81 2-2 9 BB 2B	C FF 92 B SL 84 S SL 85 B FF 93 X FF 93 2-2 1-2 2-H 1B		2 2	1 0	0 2	1 1	1 0	1 0	2 0
26 Austin Kearns, R (1, 9) OBP: 0.282, SLG: 0.265	C CU 73 C SL 80 F FF 87 B FF 88 C FF 88 1-3 K		B FF 85 B CH 80 F FF 86 B FF 86 F SI 87 X SI 87 3-2 6 FC6-4 1-2 1B	F CH 79 C FF 86 X FF 86 0-2 G6-3			C SI 91 C SI 90 B SI 92 X SI 92 1-2 L9	B SL 85 T FF 93 C FF 93 D SL 87 S FF 93 2-3 K		5	0	1	0	0	2	5
6 Lou Marson, R (1, 2) OBP: 0.294, SLG: 0.330		X SI 86 0-0 9 FC6-4 1B	B CH 81 C FF 85 F CH 80 X FF 87 1-2 FC6-4 9 G3 1-2f 2-3	C CU 72 B CU 72 X CH 80 1-1 G1-3			B SL 81 B SI 90 B CH 81 B SI 91 4-0 9 BB BB		C FF 93 X FF 92 0-1 20 1B 2B	4	1	2	0	1	0	2
9 Jack Hannahan, L (1, 5) OBP: 0.306, SLG: 0.336		1 SAFE X SI 87 0-0 FC6-4 59 SH1-4 23 1B 1-2f	B SL 81 X SI 87 1-0 G3 1-2 3-H			C SI 84 B SL 73 C SL 72 X SI 86 1-2 59 SH5-4 2B	B SL 79 B CH 82 B SI 88 B SI 87 4-0 1-2 2-3 BB		B CH 84 S FF 94 B FF 94 2 SAFE C FF 94 F CU 80 B FF 96 X FF 95 3-2 F7	4	1	1	1	1	0	3
59 Carlos Carrasco, R (1, 1) 52 Vinnie Pestano, R (8, 1) 48 Travis Hafner, L (9, PH) OBP: 0.416, SLG: 0.560 35 Cord Phelps, S (9, PR) OBP: 0.289, SLG: 0.366 54 Chris Perez, R (9, 1)		1 SAFE X SI 86 0-0 SH1-4 1-2	F SI 86 S FF 86 S CU 72 0-3 K			T SI 84 X SI 86 0-1 SH5-4 2-3	C SI 86 S SI 88 F SI 88 B SI 89 F SL 80 S SI 88 1-3 K		B CH 85 S CH 86 F FF 96 B FF 96 H CU 82 3-2 20 1B HBP	2 0 0 0 0	0 0 0 0 0	0 0 0 0 0	0 0 0 0 0	0 0 0 0 0	2 0 0 0 0	4 0 0 0 0

Inning Stats	1	2	3	4	5	6	7	8	9
	R: 1 E: 0 K: 2 S: 17	H: 3 LOB: 2 BB: 0 P: 23	R: 2 E: 0 K: 0 S: 14	H: 4 LOB: 2 BB: 0 P: 17	R: 1 E: 0 K: 1 S: 13	H: 1 LOB: 1 BB: 1 P: 22	R: 0 E: 0 K: 0 S: 6	H: 1 LOB: 1 BB: 1 P: 11	R: 0 E: 0 K: 1 S: 8	H: 0 LOB: 0 BB: 0 P: 12	R: 0 E: 0 K: 0 S: 8	H: 1 LOB: 2 BB: 1 P: 16	R: 0 E: 0 K: 2 S: 14	H: 1 LOB: 3 BB: 2 P: 28	R: 1 E: 0 K: 2 S: 16	H: 2 LOB: 2 BB: 1 P: 27	R: 1 E: 0 K: 1 S: 17	H: 2 LOB: 2 BB: 0 P: 25

1B: 10	SF: 0
2B: 5	SAC: 2
3B: 0	DP: 0
HR: 0	HBP: 1

WP: 0	PA: 48
PB: 0	
SB: 0	
CS: 1	

PITCHER		IP	WLS	BF	H	R	ER	SO	BB	IBB	HBP	BLK	WP	HR	S	P	ERA	WHIP
19 Zach Duke, L ERA: 5.92	(1, 1)	5.0	L	25	9	4	4	4	2	0	0	0	0	0	58	85	7.20	2.200
47 Joe Paterson, L ERA: 3.06	(6, 1)	0.1		3	1	0	0	0	1	0	0	0	0	0	5	10	0.00	6.000
44 Aaron Heilman, R ERA: 6.67	(6, 1)	1.1		6	1	0	0	1	1	0	0	0	0	0	12	24	0.00	1.500
33 Alberto Castillo, L ERA:	(7, 1)	0.1		2	0	0	0	1	1	0	0	0	0	0	5	10	0.00	3.000
56 Yhency Brazoban, R ERA: 9.0	(8, 1)	1.0		6	2	1	1	2	0	1	0	0	0	0	16	27	9.00	2.000

PITCHER		IP	WLS	BF	H	R	ER	SO	BB	IBB	HBP	BLK	WP	HR	S	P	ERA	WHIP
30 David Hernandez, R ERA: 3.65	(9, 1)	1.0		6	2	1	1	1	0	0	1	0	0	0	17	25	9.00	2.000

TOP

Cleveland Indians @ Arizona Diamondbacks

Chase Field, Phoenix, AZ

Wed Jun 29 2011, 12:40 PM - 3:53 PM MST

Att. 26,893 - Roof Closed - 79 F

livebaseballscorecards.com

AB	39
R	6
H	15
RBI	6
BB	6
SO	9
LOB	28

BOTTOM

Cleveland Indians @ Arizona Diamondbacks

Chase Field, Phoenix, AZ

Wed Jun 29 2011, 12:40 PM - 3:53 PM MST

Att. 26,893 - Roof Closed - 79 F

livebaseballscorecards.com

Batter	1	2	3	4	5	6	7	8	9	AB	R	H	RBI	BB	SO	LOB
2 Kelly Johnson, L (1, 4) OBP: 0.289, SLG: 0.414	C FF 93 X CH 84 0-1 G4-3 ①		B FF 93 C CU 81 B SI 92 S CH 85 X FF 95 2-2 F8 ③		C SI 92 X CH 87 0-1 G4-3 ③			F FF 92 C SL 81 F FF 92 S SL 82 0-3 K ①		4	0	0	0	0	1	1
6 Stephen Drew, L (1, 6) OBP: 0.338, SLG: 0.420	B SI 92 S SI 91 F CH 85 F FF 94 B CH 86 X FF 94 2-2 F8 ②			C CU 79 X FF 93 0-1 P5 ①		B SI 91 B CH 84 X SL 85 2-0 HR		F FF 92 F FF 93 B FF 92 B SL 82 B FF 92 X FF 93 3-2 G3 ②		4	1	1	1	0	0	0
10 Justin Upton, R (1, 9) OBP: 0.385, SLG: 0.518	B SI 92 S CU 80 X SL 83 1-1 G6-3 ③			C SL 84 B FF 93 B FF 94 X CU 80 2-1 HR		F FF 92 C SL 83 S SL 84 0-3 K ①		C FF 92 S SL 82 B FF 92 B FF 92 B FF 92 X FF 92 3-2 F9 ③		4	1	1	1	0	1	0
24 Chris Young, R (1, 8) OBP: 0.322, SLG: 0.478		B FF 93 X FF 93 1-0 G6-3 ①		C SI 94 B FF 92 B SL 84 H FF 93 3-1 26 G4-3 HBP		B FF 92 C FF 92 B SL 84 B FF 93 X FF 92 3-1 P2 ②			B FF 93 B FF 92 C FF 93 F FF 93 F FF 94 X FF 94 2-2 F8 ①	3	0	0	0	0	0	0
26 Miguel Montero, L (1, 2) OBP: 0.347, SLG: 0.466		B SI 93 B SI 92 C SI 92 F CH 88 X SL 82 2-2 P6 ②		F CH 86 C SI 92 1 SAFE X SI 92 0-2 G4-3 1-2 ②		F CH 87 F SI 93 B CU 82 F FF 93 F SL 86 S FF 94 1-3 K ③			B FF 93 B FF 94 F FF 93 B FF 93 B FF 93 4-1 BB	3	0	0	0	1	1	1
14 Ryan Roberts, R (1, 5) OBP: 0.339, SLG: 0.433		C FF 94 H SL 83 1-1 46 S HBP		F FF 92 X SI 93 0-1 L9 ③			B CH 83 C SL 83 B FF 93 X SI 92 2-1 G6-3 ①		X FF 93 0-0 P3 ②	3	0	0	0	0	0	2
46 Juan Miranda, L (1, 3) OBP: 0.317, SLG: 0.414		B SI 91 F CH 85 B CH 86 F CH 85 F FF 94 1 SAFE B CU 80 X CH 86 3-2 G3 1-2 ③			B CU 78 B CU 78 C SI 92 X CH 84 2-1 G4-3 ①		C CH 85 B CU 79 B SI 93 F CH 85 F FF 93 S SL 85 2-3 K ②		C SL 82 D SL 82 F FF 93 B FF 93 X FF 93 2-2 P2 ③	4	0	0	0	0	1	2
8 Gerardo Parra, L (1, 7) OBP: 0.351, SLG: 0.423			B FF 94 C FF 94 B CU 80 B FF 94 F CH 85 S CH 88 3-3 K ①		F FF 94 F SI 93 X SI 92 0-2 1B		X SI 92 0-0 2B			3	0	2	0	0	1	0
19 Zach Duke, L (1, 1) OBP: 0.200, SLG: 0.800 4 Melvin Mora, R (5, PH) OBP: 0.244, SLG: 0.276 47 Joe Paterson, R (6, 1) 44 Aaron Heilman, R (6, 1) 33 Alberto Castillo, L (7, 1) 16 Wily Mo Peña, R (7, PH) OBP: 0.231, SLG: 0.577 56 Yhency Brazoban, R (8, 1) 30 David Hernandez, R (9, 1)			B FF 94 C FF 93 S CU 81 C FF 94 1-3 K ②		F FF 94 B FF 94 C SI 93 B SL 83 F FF 94 F CH 85 S CU 80 2-3 K ②		B SL 86 C FF 93 B SL 86 C SI 94 T SL 85 2-2 K ③			1	0	0	0	0	1	0
										1	0	0	0	0	1	1
										0	0	0	0	0	0	0
										0	0	0	0	0	0	0
										0	0	0	0	0	0	0
										1	0	0	0	0	1	1
										0	0	0	0	0	0	0
										0	0	0	0	0	0	0

Inning Stats	1	2	3	4	5	6	7	8	9
	R: 0 E: 0 K: 0 S: 8 H: 0 LOB: 0 BB: 0 P: 11	R: 0 E: 0 K: 0 S: 9 H: 0 LOB: 1 BB: 0 P: 16	R: 0 E: 0 K: 2 S: 9 H: 0 LOB: 0 BB: 0 P: 15	R: 1 E: 0 K: 0 S: 10 H: 1 LOB: 1 BB: 0 P: 15	R: 0 E: 0 K: 1 S: 12 H: 1 LOB: 1 BB: 0 P: 16	R: 1 E: 0 K: 2 S: 11 H: 1 LOB: 0 BB: 0 P: 17	R: 0 E: 0 K: 2 S: 10 H: 1 LOB: 1 BB: 0 P: 16	R: 0 E: 0 K: 1 S: 10 H: 0 LOB: 0 BB: 0 P: 16	R: 0 E: 0 K: 0 S: 9 H: 0 LOB: 1 BB: 1 P: 17

1B: 1 SF: 0 WP: 0 PA: 34
2B: 1 SAC: 0 PB: 0
3B: 0 DP: 0 SB: 1
HR: 2 HBP: 2 CS: 0

	AB	31
	R	2
	H	4
	RBI	2
	BB	1
	SO	8
	LOB	8

PITCHER		IP	WLS	BF	H	R	ER	SO	BB	IBB	HBP	BLK	WP	HR	S	P	ERA	WHIP
59 Carlos Carrasco, R ERA: 3.54	(1, 1)	7.0	W	27	4	2	2	7	0	0	2	0	0	2	69	106	2.57	0.571
52 Vinnie Pestano, R ERA: 1.52	(8, 1)	1.0	H	3	0	0	0	1	0	0	0	0	0	0	10	16	0.00	0.000
54 Chris Perez, R ERA: 2.37	(9, 1)	1.0		4	0	0	0	0	1	0	0	0	0	0	9	17	0.00	1.000

PITCHER	IP	WLS	BF	H	R	ER	SO	BB	IBB	HBP	BLK	WP	HR	S	P	ERA	WHIP

Cleveland Indians @ Cincinnati Reds

Great American Ball Park, Cincinnati, OH

Fri Jul 01 2011, 7:11 PM - 9:59 PM EDT

Att. 40,440 - Partly Cloudy - 82 F

TOP

livebaseballscorecards.com

Batter	1	2	3	4	5	6	7	8	9	AB	R	H	RBI	BB	SO	LOB
23 Michael Brantley, L (1, 7) OBP: 0.329, SLG: 0.380	C SI 84 B FF 86 C CH 75 X SI 85 1-2 ① F7		B CH 80 B SI 85 X SI 84 2-0 ① FC3-6 20 FC6-4 1-2f		B SL 74 F SI 84 X SI 83 1-1 20 41 1B 1B	C FF 87 X KC 71 0-1 ② G4-3			C SI 92 F SL 78 F FS 87 B FF 93 B SL 81 X FS 86 2-2 ① L8	5	1	1	0	0	0	1
20 Orlando Cabrera, R (1, 4) OBP: 0.289, SLG: 0.351	B SL 79 C CH 77 X SI 87 1-1 ② G5-3		B SI 86 1 SAFE C SI 86 B SI 87 F CH 79 1 SAFE X SI 87 2-2 ② FC6-4 13 HR 1-2f		B CH 78 X CH 77 1-0 41 1B 24 2B 1B 1-2	C SL 77 B FF 91 B SL 80 B SL 79 F FF 91 F SI 91 X SL 79 3-2 1B			C FF 93 B FC 89 F FC 89 B SL 80 X FF 94 2-2 ② P3	5	2	2	0	0	0	1
13 Asdrúbal Cabrera, S (1, 6) OBP: 0.346, SLG: 0.505	C SI 86 F CH 76 X SI 86 0-2 ③ G3-1		F FF 86 F CH 79 1 SAFE B FF 86 X FF 86 1-2 1-H HR		C SI 85 F SI 84 B SI 83 F CH 77 F CU 68 X CH 78 1-2 ② F9	B SI 88 F SI 88 C SI 91 F KC 74 S SI 91 1-3 ③ K			X FS 85 0-0 ③ G4-3	5	1	1	2	0	1	3
41 Carlos Santana, S (1, 3) OBP: 0.358, SLG: 0.421 9 Jack Hannahan, L (9, 3) OBP: 0.306, SLG: 0.336		C CU 66 B SI 84 B FF 86 T FF 85 F FF 87 F SI 87 F SL 77 X SI 88 2-2 ① L5	B CU 70 X CU 71 1-0 HR		C CU 70 B FF 85 B CH 78 B CH 78 C CU 71 X FC 83 3-2 24 2B 28 1B 1B 1-2 2-H		F FF 96 S FF 98 B SL 90 B SL 85 X FF 98 2-2 ① G6-3			4 0	2 0	2 0	2 0	0 0	0 0	0 0
24 Grady Sizemore, L (1, 8) OBP: 0.297, SLG: 0.463		C CU 69 S CH 75 X SI 87 0-2 HR	B SI 83 B SI 82 C CH 77 F FF 84 F CH 77 B CH 78 S CH 78 3-3 ③ K		C SI 86 X CH 78 0-1 28 1B 2B 1-3 2-H		C FF 99 B FF 98 B FF 97 C FF 97 T FF 99 2-2 ② K			4	2	2	2	0	2	0
28 Travis Buck, L (1, 9) OBP: 0.295, SLG: 0.374 26 Austin Kearns, R (5, PR) OBP: 0.279, SLG: 0.263 (5, 9)		B CH 81 B SI 84 C CU 69 X CH 77 2-1 1B		C SI 85 F SI 83 F SI 86 B SI 86 X CH 76 1-2 ① F8	C FF 90 S FF 91 B FF 89 B FF 92 F FF 91 B SI 90 F SI 89 X FF 91 3-2 8 1B 1B 2-H 3-H		F FF 98 B FF 98 X FF 97 1-1 ③ G6-3			3 1	0 0	2 0	2 0	0 0	0 0	0 0
8 Lonnie Chisenhall, L (1, 5) OBP: 0.333, SLG: 0.500		C CU 69 1 SAFE B FF 85 1 SAFE X SL 74 1-1 ② F7		C SI 86 C CH 79 B FF 85 B CH 76 F CH 76 B CH 76 F FF 86 X SL 75 2-2 ② F7	F FF 88 B CH 78 C SI 89 F SI 90 F SL 78 X SI 90 1-2 1-2 1B			B FF 92 C FF 91 B FF 92 F FF 91 B FS 84 S FF 92 3-3 ① K		4	0	1	0	0	1	1
6 Lou Marson, R (1, 2) OBP: 0.283, SLG: 0.316		C CH 79 F SI 86 P PO 80 T SL 77 1-2 ③ K		C SI 86 X FF 84 0-1 ③ G4-3	C SL 80 C FF 92 B SL 79 B FF 92 B SL 79 S SL 78 3-3 ③ K			C FF 91 B FF 91 B SL 84 F FF 92 S FS 86 2-3 ② K		4	0	0	0	0	3	3
63 Justin Masterson, R (1, 1) OBP: 0.167, SLG: 0.167 37 Chad Durbin, R (9, 1)			C CH 77 C SI 83 F FF 84 F SL 73 X SL 74 0-2 23 FC3-6 1B		C SL 77 X FF 82 0-1 ① G1-4-3	S FF 90 F SL 78 B SI 90 C SI 91 1-3 ① K			X FF 91 0-0 ③ G5-3	4 0	0 0	1 0	0 0	0 0	1 0	0 0

Inning Stats	1	2	3	4	5	6	7	8	9
	R: 0 E: 0 K: 0 S: 8	R: 1 E: 0 K: 1 S: 17	R: 3 E: 0 K: 1 S: 17	R: 0 E: 0 K: 0 S: 11	R: 4 E: 0 K: 1 S: 28	R: 0 E: 0 K: 2 S: 13	R: 0 E: 0 K: 1 S: 8	R: 0 E: 0 K: 2 S: 7	R: 0 E: 0 K: 0 S: 8
	H: 0 LOB: 0 BB: 0 P: 10	H: 2 LOB: 1 BB: 0 P: 22	H: 3 LOB: 0 BB: 0 P: 26	H: 0 LOB: 0 BB: 0 P: 14	H: 6 LOB: 2 BB: 0 P: 41	H: 1 LOB: 1 BB: 0 P: 18	H: 0 LOB: 0 BB: 0 P: 13	H: 0 LOB: 0 BB: 0 P: 12	H: 0 LOB: 0 BB: 0 P: 12

1B: 8	SF: 0	WP: 0	PA: 39
2B: 1	SAC: 0	PB: 0
3B: 0	DP: 0	SB: 0
HR: 3	HBP: 0	CS: 0

	AB	39
	R	8
	H	12
	RBI	8
	BB	0
	SO	8
	LOB	9

PITCHER		IP	WLS	BF	H	R	ER	SO	BB	IBB	HBP	BLK	WP	HR	S	P	ERA	WHIP
61 Bronson Arroyo, R ERA: 5.49	(1, 1)	4.2	L	23	9	8	8	2	0	0	0	0	0	3	68	93	15.43	1.929
63 Sam LeCure, R ERA: 2.7	(5, 1)	1.1		7	3	0	0	3	0	0	0	0	0	0	26	38	0.00	2.250
54 Aroldis Chapman, L ERA: 6.19	(7, 1)	1.0		3	0	0	0	1	0	0	0	0	0	0	8	13	0.00	0.000
33 Jose Arredondo, R ERA: 3.48	(8, 1)	1.0		3	0	0	0	2	0	0	0	0	0	0	7	12	0.00	0.000
40 Nick Masset, R ERA: 3.21	(9, 1)	1.0		3	0	0	0	0	0	0	0	0	0	0	8	12	0.00	0.000

PITCHER		IP	WLS	BF	H	R	ER	SO	BB	IBB	HBP	BLK	WP	HR	S	P	ERA	WHIP

BOTTOM

Cleveland Indians @ Cincinnati Reds

Great American Ball Park, Cincinnati, OH

Fri Jul 01 2011, 7:11 PM - 9:59 PM EDT

Att. 40,440 - Partly Cloudy - 82 F

livebaseballscorecards.com

Batter	1	2	3	4	5	6	7	8	9	AB	R	H	RBI	BB	SO	LOB
15 Fred Lewis, L (1, 7) OBP: 0.357, SLG: 0.357	X FF 92 0-0 4 CS 1B		C FF 95 B SI 94 B CH 86 B FF 95 F FF 91 F FF 95 F FF 94 F FF 94 F FF 96 3-2 ③ X FF 84 G4-3			C FF 91 X FF 93 0-1 ①② G6-4-3 1-2f			X FF 90 0-0 ① P5	4	0	1	0	0	0	1
4 Brandon Phillips, R (1, 4) OBP: 0.351, SLG: 0.433	F FF 92 B SI 91 C SI 91 B FF 94 B FF 96 F FF 94 X SI 91 3-2 ① 19 G4-6-3 1-2 1B			X FF 91 0-0 HR		B FF 93 C FF 94 B SL 85 F SI 92 B FF 94 X SI 91 3-2 ③ L9			C FF 91 S FC 88 F FC 87 B SI 91 F SI 91 F FC 88 B CU 82 B SI 90 F FC 88 3-2 F FC 89 X SI 91 HR	4	2	3	2	0	0	0
19 Joey Votto, L (1, 3) OBP: 0.436, SLG: 0.497	X FF 93 0-0 ②③ G4-6-3 1-2f			B FF 93 C FF 92 X SL 80 1-1 ① G4-3			C SL 77 S FF 93 F SI 94 B FF 93 F FF 95 F SL 83 S FF 94 1-3 ① K		F SI 92 X FC 88 0-1 ② F8	4	0	0	0	0	1	1
27 Scott Rolen, R (1, 5) OBP: 0.289, SLG: 0.405		C FF 91 B FF 93 B FF 93 X SI 92 2-1 1B		C SL 81 B FF 94 X SI 91 1-1 ② G5-3			B FF 93 F FF 92 F SI 93 B FF 94 X SI 94 2-2 ② G5-3		C FC 89 X FC 88 0-1 ③ F8	4	0	1	0	0	0	0
32 Jay Bruce, L (1, 9) OBP: 0.336, SLG: 0.498		B FF 93 X FF 92 1-0 ① P6		B CH 82 B SI 93 X FF 94 2-0 ③ F8			B FF 93 X SI 93 1-0 ③ G4-3			3	0	0	0	0	0	1
6 Drew Stubbs, R (1, 8) OBP: 0.324, SLG: 0.404		C SL 80 S SI 93 S SL 84 0-3 ② K			B FF 93 C FF 92 X SL 79 1-1 ① G5-3			C SL 77 B FF 93 B SI 92 F FF 92 B FF 94 H SI 87 4-2 29 G4-3 HBP		2	0	0	0	0	1	1
16 Edgar Renteria, R (1, 6) OBP: 0.308, SLG: 0.248		B FF 94 F FF 93 B SL 82 B SL 83 S SL 82 3-3 ③ K			X FF 92 0-0 ② G6-3			C FF 91 X SL 79 0-1 ① F8		3	0	0	0	0	1	2
29 Ryan Hanigan, R (1, 2) OBP: 0.347, SLG: 0.331			B FF 94 C SI 92 X SL 82 1-1 ① G4-3		C FF 92 C FF 94 T FF 94 0-2 ③ K			C SI 88 S SI 88 F SL 82 X FF 94 0-2 ② G4-3 1-2		3	0	0	0	0	1	1
61 Bronson Arroyo, R (1, 1) OBP: 0.200, SLG: 0.267 63 Sam LeCure, R (5, 1) OBP: 0.333, SLG: 0.400 43 Miguel Cairo, R (6, PH) OBP: 0.344, SLG: 0.400 54 Aroldis Chapman, L (7, 1) 33 Jose Arredondo, R (8, 1) 31 Jonny Gomes, R (8, PH) OBP: 0.349, SLG: 0.438 40 Nick Masset, R (9, 1)			C FF 93 C FF 92 B FF 96 B FF 95 X FF 92 2-2 ② L9			B FF 92 B FF 92 B FF 90 B SL 87 4-0 15 G6-4-3 BB		B FF 93 B FF 90 C FF 91 C FF 94 C FF 93 2-3 ③ K		1 0 0 0 0 1 0	0 0 0 0 0 0 0	0 0 0 0 0 0 0	0 0 0 0 1 0 0	0 0 0 0 0 0 0	0 0 0 0 0 1 0	0 0 0 0 0 1 0
Inning Stats	R: 0 E: 0 K: 0 S: 6 H: 2 LOB: 0 BB: 0 P: 9	R: 0 E: 0 K: 2 S: 9 H: 1 LOB: 1 BB: 0 P: 15	R: 0 E: 0 K: 0 S: 12 H: 0 LOB: 0 BB: 0 P: 18	R: 1 E: 0 K: 0 S: 6 H: 1 LOB: 0 BB: 0 P: 10	R: 0 E: 0 K: 1 S: 6 H: 0 LOB: 0 BB: 0 P: 7	R: 0 E: 0 K: 0 S: 5 H: 0 LOB: 0 BB: 1 P: 12	R: 0 E: 0 K: 1 S: 10 H: 0 LOB: 0 BB: 0 P: 14	R: 0 E: 0 K: 1 S: 11 H: 0 LOB: 1 BB: 0 P: 17	R: 1 E: 0 K: 0 S: 13 H: 1 LOB: 0 BB: 0 P: 16	1B: 3 2B: 0 3B: 0 HR: 2	SF: 0 SAC: 0 DP: 2 HBP: 1						

AB	29
R	2
H	5
RBI	2
BB	1
SO	5
LOB	8

WP: 0 PB: 0 SB: 0 CS: 1 PA: 31

PITCHER		IP	WLS	BF	H	R	ER	SO	BB	IBB	HBP	BLK	WP	HR	S	P	ERA	WHIP
63 Justin Masterson, R ERA: 2.85	(1, 1)	8.0	W	27	4	1	1	5	1	0	1	0	0	1	65	102	1.12	0.625
37 Chad Durbin, R ERA: 6.75	(9, 1)	1.0		4	1	1	1	0	0	0	0	0	0	1	13	16	9.00	1.000

PITCHER	IP	WLS	BF	H	R	ER	SO	BB	IBB	HBP	BLK	WP	HR	S	P	ERA	WHIP

Batter	1	2	3	4	5	6	7	8	9	AB	R	H	RBI	BB	SO	LOB
23 Michael Brantley, L (1, 7) OBP: 0.328, SLG: 0.389	C FF 92 F SL 88 X SL 87 0-2 ① G6-3		B FF 90 D SL 87 X FF 92 2-0 1-H 2-H HR	C FF 94 D CH 89 X FF 94 1-1 ③ P6			C SL 88 C SL 89 B FF 94 X SI 94 1-2 ② F8			4	1	1	3	0	0	2
20 Orlando Cabrera, R (1, 4) OBP: 0.292, SLG: 0.353	S SL 88 F FF 93 X FF 95 0-2 1B		F FF 93 B FF 94 B SL 88 F FF 92 X FF 93 2-2 ① F9		C FF 92 C SL 89 X SL 88 0-2 ① P6		F FF 95 F FF 94 B FF 95 X FF 94 1-2 1B			4	0	2	0	0	0	1
13 Asdrúbal Cabrera, S (1, 6) OBP: 0.344, SLG: 0.502	B FF 93 F FF 93 S FF 93 B CH 87 F FF 93 S SL 87 2-3 ② K		X FF 94 0-0 41 FC4-6 1B		C KC 78 F CH 89 B FF 93 S CH 88 1-3 ② K		B CH 84 F FF 94 B SL 89 F SI 93 1 SAFE F CH 88 S CH 87 2-3 ③ K			4	0	1	0	0	3	2
41 Carlos Santana, S (1, 3) OBP: 0.357, SLG: 0.423	C FF 92 1 SAFE S SL 88 S FF 93 0-3 ③ K		1 SAFE B FF 92 C SL 88 1 SAFE D SI 91 F FF 92 F KC 78 F CH 87 1 SAFE 2-2 ② X FF 92 FC4-6 1-2f		S KC 79 B FF 90 S CH 89 B FF 95 X FF 94 2-2 2B			C FF 91 F FF 91 B SL 84 X FF 91 1-2 ① F9		4	0	1	0	0	1	2
24 Grady Sizemore, L (1, 8) OBP: 0.291, SLG: 0.454		F CH 89 B SL 87 F SL 86 X CH 85 1-2 ① G4-3	F CH 85 X FF 93 0-1 ③ G4-3		C CH 88 S FF 94 S FF 94 0-3 ③ K			S FF 91 B SL 84 T FF 91 S SL 85 1-3 ② K		4	0	0	0	0	2	2
8 Lonnie Chisenhall, L (1, 5) OBP: 0.313, SLG: 0.438 49 Tony Sipp, L (8, 1) 37 Chad Durbin, R (8, 1) 52 Vinnie Pestano, R (9, 1)		B FF 92 C KC 77 X FF 93 1-1 ② G3-1	F KC 77 X FF 91 0-1 56 FC5-6 26 1B 1B		F FF 90 F FF 92 X FF 94 0-2 ① G1-3			C FF 91 B SL 84 F SL 83 B FF 91 B SL 85 S SL 85 3-3 ③ K		4 0 0 0	0 0 0 0	1 0 0 0	0 0 0 0	1 0 0 0	0 0 0 0	0 0 0 0
26 Austin Kearns, R (1, 9) OBP: 0.287, SLG: 0.265		B FF 91 S SL 87 T SL 88 B SI 92 F SL 88 C FF 94 2-3 ③ K	X SL 87 0-0 56 FC5-6 1-2 1B		B FF 94 F SL 88 B FF 95 B FF 94 F FF 94 F SL 89 B KC 80 4-2 6 L1-3 BB				X FC 92 0-0 ① G6-3	3	0	1	0	1	1	0
6 Lou Marson, R (1, 2) OBP: 0.282, SLG: 0.314			X FF 92 0-0 55 E 23 HR 1B	D SI 92 D SL 87 S SL 87 C FF 92 S SL 88 2-3 ① K		1 SAFE X SL 89 0-0 ②③ L1-3 1-1			B FC 92 S FC 90 X CU 78 1-1 ② P3	4	1	1	0	0	1	3
55 Roberto Hernandez, R (1, 1) 43 Josh Tomlin, R (3, PR) OBP: 1.000, SLG: 1.000 56 Frank Herrmann, L (3, 1) 53 Rafael Perez, L (6, 1) 35 Cord Phelps, S (7, PH) OBP: 0.283, SLG: 0.357 38 Joe Smith, R (7, 1) 9 Jack Hannahan, L (8, 5) OBP: 0.305, SLG: 0.335			X CH 89 0-0 FC5 23 HR 1-2	B SI 90 X CH 89 1-0 ② FC5-6 1-2f 2-3			C KC 77 B CH 89 C FF 93 X CH 89 1-2 ① L9		C FF 95 B FF 93 F FF 93 B FF 92 F FC 92 F FC 91 B FC 94 F FC 94 S FF 93 3-3 ③ K	1 0 1 0 1 0 0	0 1 0 0 0 0 0	0 0 0 0 0 0 0	0 0 0 0 0 0 0	0 0 0 0 0 0 0	0 0 0 0 0 0 1	1 0 2 0 0 0 0
Inning Stats	R: 0 E: 0 K: 2 S: 13 H: 1 LOB: 1 BB: 0 P: 15	R: 0 E: 0 K: 1 S: 9 H: 0 LOB: 0 BB: 0 P: 13	R: 3 E: 1 K: 0 S: 14 H: 3 LOB: 1 BB: 0 P: 20	R: 0 E: 0 K: 1 S: 9 H: 2 LOB: 2 BB: 0 P: 13	R: 0 E: 0 K: 2 S: 12 H: 1 LOB: 1 BB: 0 P: 15	R: 0 E: 0 K: 0 S: 7 H: 0 LOB: 0 BB: 1 P: 11	R: 0 E: 0 K: 1 S: 13 H: 1 LOB: 1 BB: 0 P: 18	R: 0 E: 0 K: 2 S: 9 H: 0 LOB: 0 BB: 0 P: 14	R: 0 E: 0 K: 1 S: 9 H: 0 LOB: 0 BB: 0 P: 13	1B: 6 2B: 2 3B: 0 HR: 1 SF: 0 SAC: 0 DP: 1 HBP: 0						

PITCHER		IP	WLS	BF	H	R	ER	SO	BB	IBB	HBP	BLK	WP	HR	S	P	ERA	WHIP
34 Homer Bailey, R ERA: 3.64	(1, 1)	7.0	L	30	8	3	2	7	1	0	0	0	0	1	77	105	2.57	1.286
45 Bill Bray, L ERA: 1.59	(8, 1)	1.0		3	0	0	0	2	0	0	0	0	0	0	9	14	0.00	0.000
66 Logan Ondrusek, R ERA: 1.79	(9, 1)	1.0		3	0	0	0	1	0	0	0	0	0	0	9	13	0.00	0.000

PITCHER	IP	WLS	BF	H	R	ER	SO	BB	IBB	HBP	BLK	WP	HR	S	P	ERA	WHIP

TOP

Cleveland Indians @ Cincinnati Reds

Great American Ball Park, Cincinnati, OH

Sat Jul 02 2011, 4:12 PM - 7:25 PM EDT

Att. 41,580 - Sunny - 87 F

livebaseballscorecards.com

AB	35
R	3
H	8
RBI	3
BB	1
SO	10
LOB	15

Cleveland Indians @ Cincinnati Reds

Great American Ball Park, Cincinnati, OH

Sat Jul 02 2011, 4:12 PM - 7:25 PM EDT

Att. 41,580 - Sunny - 87 F

livebaseballscorecards.com

BOTTOM

Batter	1	2	3	4	5	6	7	8	9	AB	R	H	RBI	BB	SO	LOB
6 Drew Stubbs, R (1, 8) OBP: 0.325, SLG: 0.402	X FF 93 0-0 19 G4-3 4 G6-3 1B		C FF 94 F SL 84 S SL 85 0-3 ① K		B SL 85 B SI 94 F FF 93 S FF 93 F FF 95 T FF 94 2-2 ③ K		F SI 91 C SI 90 B SL 82 X SL 81 1-2 ② FC5-2 1-2 2-3 3-Hf		B FF 91 B FF 92 B FF 93 B FF 92 4-0 19 1B BB	4	0	1	0	1	2	4
4 Brandon Phillips, R (1, 4) OBP: 0.346, SLG: 0.427	F FF 92 1 SAFE B SI 93 X SI 92 1-1 ① G6-3 1-2		S FF 95 B FF 95 B SL 85 B FF 94 F FS 93 F FF 93 X FF 92 3-2 ② G5-3			C FF 86 S FF 87 F FF 86 X FF 87 0-2 ① G4-3	B SL 82 C SI 90 C SL 81 B FF 92 S SL 82 2-3 ③ K		B FF 92 S FF 93 B SL 82 S FF 93 S FF 94 2-3 ② K	5	0	0	0	0	2	5
19 Joey Votto, L (1, 3) OBP: 0.436, SLG: 0.505	B FF 93 F CH 84 B SI 94 B FF 93 X CH 84 3-1 ② G4-3 2-3		B SI 94 B FF 93 F FF 95 B SI 95 F SI 94 F SI 94 X FF 94 3-2 ③ G3			T FF 90 S FF 86 S SL 87 0-3 ② K		C FF 92 B FF 92 X FF 93 1-1 HR	X FF 93 0-0 1-3 1B	5	1	2	1	0	1	1
27 Scott Rolen, R (1, 5) OBP: 0.291, SLG: 0.414	B SI 94 X SI 94 1-0 ③ G6-3			C FF 94 S FF 94 B FF 95 F FF 95 B FF 94 F FF 96 F SL 85 F FF 96 X FF 94 2-2 ① G5-3		C FF 89 B FF 90 X FF 90 1-1 2B		B FF 93 S FF 94 B FF 94 F FF 93 X FF 94 2-2 2B	F FF 94 B FF 93 F FF 93 S FF 94 1-3 ③ K	5	0	2	0	0	1	3
32 Jay Bruce, L (1, 9) OBP: 0.335, SLG: 0.495		B SI 94 B CH 87 X SI 94 2-0 7 FC6-4 29 HBP 1B		B SL 80 C FF 94 X SL 85 1-1 ② F8		B FF 86 S FF 86 B FF 85 X FF 86 2-1 ③ G4-3		S SL 83 S SL 83 D SL 83 B SL 84 S SL 84 2-3 ① K		4	0	1	0	0	1	2
31 Jonny Gomes, R (1, 7) OBP: 0.351, SLG: 0.433 66 Logan Ondrusek, R (9, 1)		B SI 94 C SI 93 S SI 93 B SI 93 T SI 92 2-2 ① K		B FF 96 C FF 95 C SL 85 F FF 96 X SL 86 1-2 ③ G5-3			B FF 91 C SI 89 C SI 89 B FF 91 B SI 90 B SI 89 4-2 16 1B 15 1B 6 FC5-2 BB	B FF 94 D SL 84 C FF 92 B FF 92 B FF 92 4-1 BB		2 0	0 0	0 0	0 0	2 0	1 0	1 0
29 Ryan Hanigan, R (1, 2) OBP: 0.344, SLG: 0.325		1 SAFE C SI 93 B SI 92 B CH 86 F SI 93 F SI 93 H SI 92 3-2 7 FC6-4 1-2 HBP			X FF 93 0-0 ① P4		B SI 88 C SL 81 1 SAFE F SI 89 S SL 82 1-3 ① K	B FC 87 F FC 87 S FF 90 B FC 88 X SI 91 2-2 ② F8		3	0	0	0	0	1	3
7 Paul Janish, R (1, 6) OBP: 0.254, SLG: 0.268 15 Fred Lewis, L (7, PH) OBP: 0.363, SLG: 0.364 45 Bill Bray, L (8, 1) 28 Chris Heisey, R (8, PH) OBP: 0.319, SLG: 0.456 (9, 7)		B SI 92 B SI 91 X SI 92 2-0 ② FC6-4 1-2f 2-3			C SI 94 X FF 94 0-1 34 SH3 1B		C SL 80 F FF 91 F FF 90 B SL 81 B SI 91 1 SAFE X SI 90 2-2 6 FC5-2 16 1B 1-2 1B	C CU 77 D CU 78 S FC 88 F FC 87 B FC 86 S FC 88 2-3 ③ K		2 1 0 1	0 0 0 0	1 1 0 0	0 0 0 0	0 0 0 1	0 0 0 2	2 0 0 2
34 Homer Bailey, R (1, 1) OBP: 0.200, SLG: 0.200 16 Edgar Renteria, R (7, PH) OBP: 0.310, SLG: 0.252 (8, 6)		F SI 92 X SI 93 0-1 ③ G1-3			C CH 87 X SL 89 0-1 ② SH3 1-2		C SI 89 S SL 81 B SL 81 X SI 90 1-2 6 FC5-2 1-2 2-3 1B		C FF 93 B SL 83 B FF 92 B FF 92 C FF 91 T FF 92 3-2 ① K	1 2	0 0	0 1	0 0	0 0	0 1	2 0
Inning Stats	R: 0 E: 0 K: 0 S: 6 H: 1 LOB: 1 BB: 0 P: 11	R: 0 E: 0 K: 1 S: 10 H: 1 LOB: 2 BB: 0 P: 19	R: 0 E: 0 K: 1 S: 11 H: 0 LOB: 0 BB: 0 P: 17	R: 0 E: 0 K: 0 S: 13 H: 0 LOB: 0 BB: 0 P: 17	R: 0 E: 0 K: 1 S: 9 H: 1 LOB: 1 BB: 0 P: 11	R: 0 E: 0 K: 1 S: 11 H: 1 LOB: 1 BB: 0 P: 14	R: 0 E: 0 K: 2 S: 18 H: 2 LOB: 3 BB: 1 P: 29	R: 1 E: 0 K: 2 S: 16 H: 2 LOB: 2 BB: 1 P: 29	R: 0 E: 0 K: 3 S: 10 H: 1 LOB: 2 BB: 1 P: 20	1B: 6 2B: 2 3B: 0 HR: 1	SF: 0 SAC: 1 DP: 0 HBP: 1	WP: 0 PB: 0 SB: 0 CS: 0	PA: 40			

	AB	35
	R	1
	H	9
	RBI	1
	BB	3
	SO	11
	LOB	25

PITCHER		IP	WLS	BF	H	R	ER	SO	BB	IBB	HBP	BLK	WP	HR	S	P	ERA	WHIP
55 Roberto Hernandez, R ERA: 5.78	(1, 1)	2.0		9	2	0	0	1	0	0	1	0	0	0	16	30	0.00	1.000
56 Frank Herrmann, R ERA: 4.44	(3, 1)	3.0	W	10	1	0	0	2	0	0	0	0	0	0	33	45	0.00	0.333
53 Rafael Perez, L ERA: 1.6	(6, 1)	1.0	H	4	1	0	0	1	0	0	0	0	0	0	11	14	0.00	1.000
38 Joe Smith, R ERA: 0.99	(7, 1)	1.0	H	6	2	0	0	2	1	0	0	0	0	0	18	29	0.00	3.000
49 Tony Sipp, L ERA: 2.65	(8, 1)	0.1	H	4	2	1	1	1	1	0	0	0	0	1	9	18	27.00	9.000

PITCHER		IP	WLS	BF	H	R	ER	SO	BB	IBB	HBP	BLK	WP	HR	S	P	ERA	WHIP
37 Chad Durbin, R ERA: 6.61	(8, 1)	0.2	H	2	0	0	0	1	0	0	0	0	0	0	7	11	0.00	0.000
52 Vinnie Pestano, R ERA: 1.47	(9, 1)	1.0	S	5	1	0	0	3	1	0	0	0	0	0	10	20	0.00	2.000

Cleveland Indians @ Cincinnati Reds

Great American Ball Park, Cincinnati, OH

Sun Jul 03 2011, 1:11 PM - 3:52 PM EDT

Att. 34,948 - Partly Cloudy - 87 F

livebaseballscorecards.com

Batter	1	2	3	4	5	6	7	8	9	AB	R	H	RBI	BB	SO	LOB
23 Michael Brantley, L (1, 7) OBP: 0.330, SLG: 0.391	B SI 86 B SI 86 C CH 84 X SI 87 2-1 13 S 2B		C KC 73 B SL 78 X CH 83 1-1 ① L4			B SL 86 B KC 74 B SI 88 C SI 87 B FC 88 4-1 41 G3 35 BB 24 1B BB	B SI 94 C FS 86 X SL 79 1-1 ②③ G4-6-3 1-2f			3	1	1	0	1	0	1
35 Cord Phelps, S (1, 4) OBP: 0.280, SLG: 0.333	B KC 73 X KC 74 1-0 ① F9		B SI 88 F FF 88 B FC 88 X CH 82 2-1 ② F8			B SI 86 B CH 82 B FC 88 C FC 87 1 SAFE F FC 88 B FC 89 4-2 41 G3 24 1B 1-2 BB		B FF 99 C FF 98 C FF 100 F FF 102 S SL 89 1-3 ① K		3	1	0	0	1	1	1
13 Asdrúbal Cabrera, S (1, 6) OBP: 0.341, SLG: 0.496	B CH 87 C FC 86 B FC 88 S SL 80 S SL 82 2-3 ② K 2-3		C KC 76 B FC 87 F FF 89 C SI 91 1-3 ③ K			S FC 88 F SL 82 S SL 84 0-3 ① K		S FF 99 X SL 89 0-1 ② G5-3		4	0	0	0	0	3	3
41 Carlos Santana, S (1, 3) OBP: 0.353, SLG: 0.416	B FC 87 F CH 82 B FC 88 S FC 88 B SL 82 S SL 82 3-3 ③ K			C KC 74 S FC 88 F CH 83 B SI 90 F SL 82 F SI 90 F FC 90 F SL 83 S SI 90 1-3 ① K		B CH 83 C CH 83 B FC 88 X FC 89 2-1 ② G3 1-2 2-3		T FF 101 T FF 101 F FF 101 B SL 90 B SL 91 F FF 101 F FF 102 S SL 90 2-3 ③ K		4	0	0	0	0	3	3
24 Grady Sizemore, L (1, 8) OBP: 0.290, SLG: 0.449		B SL 85 X CH 78 1-0 ① G3		B FC 88 B SI 90 B CH 83 C SI 90 F FC 90 F FC 90 F FF 90 S SL 84 3-3 ② K		C FC 90 X SI 91 0-1 2-H 3-H 1B			S CU 78 X CH 85 0-1 ① G6-3	4	0	1	2	0	1	0
8 Lonnie Chisenhall, L (1, 5) OBP: 0.300, SLG: 0.400		C FC 86 F FC 86 F SI 89 F SL 81 X CH 84 0-2 47 HR 1B		C KC 76 B SI 90 X FC 89 1-1 ③ F7		S SL 82 X FC 88 0-1 ③ G4-3			C CU 77 B FF 93 S CH 84 B FF 94 B FF 94 X CU 79 3-2 ② G4-3	4	1	1	0	0	0	1
47 Shelley Duncan, R (1, 9) OBP: 0.270, SLG: 0.404		C SI 86 F SL 81 X SI 89 0-2 1-H HR			B SL 85 B FC 87 F FC 87 B SI 89 X FC 89 3-1 ① F8		B FC 90 F FC 90 X FC 91 1-1 6 G4-3 48 1B 1B		C SL 86 B FF 92 S SL 88 F SL 88 B FF 93 X CU 81 2-2 1B	4	2	3	2	0	0	0
6 Lou Marson, R (1, 2) OBP: 0.272, SLG: 0.302		X SI 87 0-0 ② G4-3			C FC 88 C SL 81 C FC 88 0-3 ② K		B SI 93 X SI 93 1-0 ① G4-3 1-2		X SL 86 0-0 ③ G6-3	4	0	0	0	0	1	2
51 Mitch Talbot, R (1, 1) 9 Jack Hannahan, L (5, PH) OBP: 0.303, SLG: 0.333 45 Josh Judy, R (5, 1) 48 Travis Hafner, L (7, PH) OBP: 0.419, SLG: 0.563 37 Chad Durbin, R (7, 1) 38 Joe Smith, R (8, 1)		C SI 86 S FC 86 S SL 82 0-3 ③ K			X FC 87 0-0 ③ G4-3		C SL 80 D FS 88 X SI 94 1-1 23 G4-6-3 2-H 1B			1 1 0 1 0 0	0 0 0 0 0 0	0 0 0 1 0 0	0 0 0 1 0 0	0 0 0 0 0 0	1 0 0 0 0 0	0 0 0 0 0 0
Inning Stats	R: 0 E: 0 K: 2 S: 9 H: 1 LOB: 1 BB: 0 P: 17	R: 2 E: 0 K: 1 S: 13 H: 2 LOB: 0 BB: 0 P: 14	R: 0 E: 0 K: 1 S: 7 H: 0 LOB: 0 BB: 0 P: 11	R: 0 E: 0 K: 2 S: 15 H: 0 LOB: 0 BB: 0 P: 20	R: 0 E: 0 K: 1 S: 6 H: 0 LOB: 0 BB: 0 P: 9	R: 2 E: 0 K: 1 S: 12 H: 1 LOB: 1 BB: 2 P: 22	R: 1 E: 0 K: 0 S: 7 H: 2 LOB: 0 BB: 0 P: 11	R: 0 E: 0 K: 2 S: 12 H: 0 LOB: 0 BB: 0 P: 15	R: 0 E: 0 K: 0 S: 10 H: 1 LOB: 1 BB: 0 P: 15	1B: 5 2B: 1 3B: 0 HR: 1	SF: 0 SAC: 0 DP: 1 HBP: 0					

PITCHER		IP	WLS	BF	H	R	ER	SO	BB	IBB	HBP	BLK	WP	HR	S	P	ERA	WHIP
44 Mike Leake, R ERA: 4.03	(1, 1)	6.0	W	24	4	4	4	8	2	0	0	0	0	1	62	93	6.00	1.000
40 Nick Masset, R ERA: 3.35	(7, 1)	1.0	H	4	2	1	1	0	0	0	0	0	0	0	7	11	9.00	2.000
54 Aroldis Chapman, L ERA: 5.82	(8, 1)	1.0	H	3	0	0	0	2	0	0	0	0	0	0	12	15	0.00	0.000
48 Francisco Cordero, R ERA: 1.49	(9, 1)	1.0	S	4	1	0	0	0	0	0	0	0	0	0	10	15	0.00	1.000

PITCHER	IP	WLS	BF	H	R	ER	SO	BB	IBB	HBP	BLK	WP	HR	S	P	ERA	WHIP

AB	33
R	5
H	7
RBI	5
BB	2
SO	10
LOB	11

WP: 0 PA: 35
PB: 0
SB: 1
CS: 0

BOTTOM

Cleveland Indians @ Cincinnati Reds

Great American Ball Park, Cincinnati, OH

Sun Jul 03 2011, 1:11 PM - 3:52 PM EDT

Att. 34,948 - Partly Cloudy - 87 F

Batter	1	2	3	4	5	6	7	8	9	AB	R	H	RBI	BB	SO	LOB
15 Fred Lewis, L (1, 7) OBP: 0.364, SLG: 0.365 48 Francisco Cordero, R (9, 1)	C SI 85 B CH 77 C SI 87 S FF 90 1-3 ① K	B CH 78 X FF 91 1-0 2-H 1B		X SI 90 0-0 19 SF8 4 1B 55 SF7-2-6 1-2 3-H 1B	F FF 91 B FF 93 B FF 91 X FF 92 2-1 ③ P5			C SL 81 B SI 89 B SL 81 F FF 90 X FF 90 2-2 ③ F8		5 0	1 0	2 0	2 0	0 0	1 0	1 0
4 Brandon Phillips, R (1, 4) OBP: 0.345, SLG: 0.425	C SI 92 B FF 91 B FF 90 X SI 92 2-1 E5	F FF 91 F SL 84 B FC 90 B SI 92 F FC 91 T FF 92 2-2 ③ K		B SI 91 X SI 91 1-0 55 SF7-2-6 19 SF8 1-2 2-3 1B		B SL 81 S FF 91 B FF 92 C SL 80 F SL 82 B FF 92 F SL 81 F SL 80 F FF 90 3-2 ① X SL 82 F8				4	0	1	0	0	1	1
19 Joey Votto, L (1, 3) OBP: 0.431, SLG: 0.500	C SI 90 S FF 90 F CH 78 S FF 90 0-3 ② K		X FF 91 0-0 ① G3-1	S SI 91 B SI 90 X SI 91 1-1 ① SF8 1-2 2-3 3-H		F SL 82 F FF 90 B FF 88 X FF 92 1-2 ② G4-3				3	0	0	1	0	1	1
32 Jay Bruce, L (1, 9) OBP: 0.334, SLG: 0.490	C SI 89 X CH 77 0-1 ③ G2-3		B SI 89 C SI 90 C SL 81 X CH 78 1-2 ② P5	I IN 54 I IN 55 I IN 52 I IN 51 4-0 IBB		F SL 80 F SL 80 B FF 94 F FF 92 X SL 83 1-2 ③ F9				3	0	0	0	1	0	1
55 Ramon Hernandez, R (1, 2) OBP: 0.365, SLG: 0.503		C SI 90 B SL 82 B SI 91 X FF 90 2-1 ① G6-3	X FF 91 0-0 28 1B 1B	X SI 91 0-0 ② ③ SF7-2-6 2-3 3-H			C SI 89 C SI 89 B FC 86 F FC 87 X SI 90 1-2 ① G3-1			3	0	1	1	0	0	0
28 Chris Heisey, R (1, 8) OBP: 0.324, SLG: 0.477 (9, 7)		B SI 92 F FF 90 X SL 84 1-1 HR	F SI 92 X FF 91 0-1 1-2 1B		B FF 92 S SL 80 S SL 81 C FF 92 1-3 ① K		X FF 90 0-0 ② P3			4	1	2	1	0	1	0
16 Edgar Renteria, R (1, 6) OBP: 0.315, SLG: 0.282 54 Aroldis Chapman, L (8, 1) 6 Drew Stubbs, R (9, 8) OBP: 0.325, SLG: 0.402		B SI 90 C SI 92 B FC 91 C FF 91 X FF 91 2-2 43 WP 43 1B 1B	S SL 84 F FF 91 X CH 80 0-2 ③ G4-3		C SL 81 F FF 92 B SL 83 X FF 90 1-2 HR		C SI 90 S FC 87 B CU 79 B FC 88 X FF 88 2-2 ③ F8			4 0 0	2 0 0	2 0 0	1 0 0	0 0 0	0 0 0	2 0 0
43 Miguel Cairo, R (1, 5) OBP: 0.356, SLG: 0.407		F SI 92 B FF 93 F FC 90 F SI 92 B CH 80 B FF 92 X SI 92 3-2 1-H 44 SH1-4 15 1B 1B		C FF 87 B FC 90 X SI 92 1-1 44 1B 15 1B 1B	B FF 92 B FF 92 B FF 91 B FF 92 4-0 44 FC2-6 BB			C SI 88 B SL 80 X SI 88 1-1 ① L8		3	2	2	1	1	0	0
44 Mike Leake, R (1, 1) OBP: 0.267, SLG: 0.333 40 Nick Masset, R (7, 1) 7 Paul Janish, R (8, 6) OBP: 0.253, SLG: 0.267		L SI 93 B SI 93 X SI 91 1-1 ② SH1-4 1-2		B SI 91 L FF 91 T SL 82 X FF 92 1-2 4 1B 15 1B 19 SF8 1-3 1B	B FF 89 X SL 80 1-0 ② FC2-6 1-2f			F FF 90 B SI 88 F SI 88 B FF 91 B SL 80 F SI 88 X SI 88 3-2 ② G5-3		2 0 1	1 0 0	1 0 0	0 0 0	0 0 0	0 0 0	1 0 0

Inning Stats	1	2	3	4	5	6	7	8	9
	R: 0 H: 0 E: 1 LOB: 1 K: 2 BB: 0 S: 11 P: 14	R: 3 H: 4 E: 0 LOB: 1 K: 1 BB: 0 S: 18 P: 30	R: 0 H: 2 E: 0 LOB: 2 K: 0 BB: 0 S: 10 P: 11	R: 3 H: 4 E: 0 LOB: 1 K: 0 BB: 1 S: 10 P: 18	R: 1 H: 1 E: 0 LOB: 1 K: 1 BB: 1 S: 9 P: 18	R: 0 H: 0 E: 0 LOB: 0 K: 0 BB: 0 S: 14 P: 19	R: 0 H: 0 E: 0 LOB: 0 K: 0 BB: 0 S: 8 P: 11	R: 0 H: 0 E: 0 LOB: 0 K: 0 BB: 0 S: 9 P: 15	

	AB	R	H	RBI	BB	SO	LOB
	32	7	11	7	2	4	7

1B: 9 SF: 2
2B: 1 SAC: 1
3B: 0 DP: 1
HR: 2 HBP: 0

WP: 1 PA: 37
PB: 0
SB: 0
CS: 0

livebaseballscorecards.com

PITCHER		IP	WLS	BF	H	R	ER	SO	BB	IBB	HBP	BLK	WP	HR	S	P	ERA	WHIP
51 Mitch Talbot, R ERA: 5.6	(1, 1)	4.0	L	23	10	6	6	3	0	1	0	0	1	1	49	73	13.50	2.500
45 Josh Judy, R ERA: 3.0	(5, 1)	2.0		8	1	1	1	1	1	0	0	0	0	1	23	37	4.50	1.000
37 Chad Durbin, R ERA: 6.42	(7, 1)	1.0		3	0	0	0	0	0	0	0	0	0	0	8	11	0.00	0.000
38 Joe Smith, R ERA: 0.95	(8, 1)	1.0		3	0	0	0	0	0	0	0	0	0	0	9	15	0.00	0.000

PITCHER	IP	WLS	BF	H	R	ER	SO	BB	IBB	HBP	BLK	WP	HR	S	P	ERA	WHIP

Batter	1	2	3	4	5	6	7	8	9	AB	R	H	RBI	BB	SO	LOB
2 Derek Jeter, R (1, 6) OBP: 0.320, SLG: 0.320	B SI 92 X SI 88 1-0 E5 14 BB		B SI 86 B FF 89 X SI 90 2-0 ② F8			X FC 85 0-0 ② G5-3		B FF 91 S FF 92 F FF 92 F FF 94 X SL 81 1-2 ② L6		4	0	0	0	0	0	0
14 Curtis Granderson, L (1, 8) OBP: 0.368, SLG: 0.580	B SI 89 B SI 84 1 SAFE B SI 88 B SI 89 4-0 1-2 BB		B SI 84 F FF 88 F FC 86 B FF 91 X FC 87 2-2 ③ G3-1			B CU 74 B CH 82 S FC 85 F FC 85 C FF 88 2-3 ③ K		B FF 92 B FF 90 F FF 91 X FF 92 2-1 HR		3	1	1	1	1	1	0
25 Mark Teixeira, S (1, 3) OBP: 0.350, SLG: 0.532	C SI 90 B SI 91 F SI 90 X CU 76 1-2 ① F8			B CU 73 X FF 88 1-0 ① F9			B CU 72 B FC 85 C FC 86 X CH 80 2-1 24 1B 33 2B 1B	C SL 81 B SL 80 C SL 80 F SI 94 B SL 80 X SL 80 2-2 ③ G3		4	1	1	0	0	0	2
13 Alex Rodriguez, R (1, 5) OBP: 0.369, SLG: 0.493	S FF 88 B FF 91 X FC 88 1-1 ② P4			X SI 87 0-0 ② G5-3			C FC 85 B SI 86 F FC 86 F FF 89 F CU 75 T SI 86 1-2 ① K		B FF 95 X FF 95 1-0 ① G6-3	4	0	0	0	0	1	3
24 Robinson Canó, L (1, 4) OBP: 0.342, SLG: 0.516	B FC 89 F FC 89 B FC 88 X 2-1 ③ F8			C FC 86 B FF 90 B SI 84 F CH 83 S FF 88 2-3 ③ K			1 SAFE X CU 73 0-0 1-2 33 2B 1B		F FF 94 C FF 95 X FF 95 0-2 ② F7	4	1	1	0	0	1	2
33 Nick Swisher, S (1, 9) OBP: 0.366, SLG: 0.419		B FF 89 C CH 80 F FC 87 B FF 90 F CU 74 B FC 87 C FF 89 3-3 ① K			C CH 81 C CU 74 B FF 90 F FF 89 X CU 76 1-2 ① G3-1		X CH 80 0-0 20 G3-1 1-H 2-H 2B		X FF 95 0-0 ③ P5	4	0	1	2	0	1	0
20 Jorge Posada, S (1, 10) OBP: 0.324, SLG: 0.411		C FF 90 X CU 75 0-1 ② L9			C FC 85 B CU 75 B CH 82 F FC 87 X FF 90 2-2 ② F7		X FC 86 0-0 ② G3-1 2-3			3	0	0	0	0	0	1
55 Russell Martin, R (1, 2) OBP: 0.323, SLG: 0.388		L FF 87 X FF 91 0-1 ③ B2-3			X FC 86 0-0 ③ L4		C FC 86 D CU 74 B FF 86 S FC 85 X CU 75 2-2 ③ G1-3			3	0	0	0	0	0	1
11 Brett Gardner, L (1, 7) OBP: 0.350, SLG: 0.405			C FF 88 C CH 83 F FF 91 B CU 77 X FC 87 1-2 ① L9			C CU 73 B CU 75 F FC 85 B CH 82 F FF 88 S FC 86 2-3 ① K		B SL 80 C FF 92 C SL 82 B SL 81 F FF 93 F FF 93 C FF 92 2-3 ① K		3	0	0	0	0	2	0
Inning Stats	R: 0 E: 1 K: 0 S: 8 H: 0 LOB: 2 BB: 1 P: 17	R: 0 E: 0 K: 1 S: 8 H: 0 LOB: 0 BB: 0 P: 11	R: 0 E: 0 K: 0 S: 8 H: 0 LOB: 0 BB: 0 P: 13	R: 0 E: 0 K: 1 S: 5 H: 0 LOB: 0 BB: 0 P: 8	R: 0 E: 0 K: 0 S: 8 H: 0 LOB: 0 BB: 0 P: 11	R: 0 E: 0 K: 2 S: 8 H: 0 LOB: 0 BB: 0 P: 12	R: 2 E: 0 K: 1 S: 13 H: 3 LOB: 1 BB: 0 P: 18	R: 1 E: 0 K: 1 S: 15 H: 1 LOB: 0 BB: 0 P: 22	R: 0 E: 0 K: 0 S: 5 H: 0 LOB: 0 BB: 0 P: 6	1B: 2 2B: 1 3B: 0 HR: 1 SF: 0 SAC: 0 DP: 0 HBP: 0						

TOP

New York Yankees @ Cleveland Indians

Progressive Field, Cleveland, OH

Mon Jul 04 2011, 6:36 PM - 9:12 PM EDT

Att. 40,676 - Clear - 79 F

livebaseballscorecards.com

AB	32
R	3
H	4
RBI	3
BB	1
SO	6
LOB	9

WP: 0 PB: 0 SB: 0 CS: 0 PA: 33

PITCHER		IP	WLS	BF	H	R	ER	SO	BB	IBB	HBP	BLK	WP	HR	S	P	ERA	WHIP
43 Josh Tomlin, R ERA: 3.78	(1, 1)	7.0	W	26	3	2	2	5	1	0	0	0	0	0	58	90	2.57	0.571
49 Tony Sipp, L ERA: 2.62	(8, 1)	0.1	H	1	0	0	0	1	0	0	0	0	0	0	5	7	0.00	0.000
52 Vinnie Pestano, R ERA: 1.72	(8, 1)	0.2	H	3	1	1	1	0	0	0	0	0	0	1	10	15	13.50	1.500
54 Chris Perez, R ERA: 2.3	(9, 1)	1.0	S	3	0	0	0	0	0	0	0	0	0	0	5	6	0.00	0.000

PITCHER	IP	WLS	BF	H	R	ER	SO	BB	IBB	HBP	BLK	WP	HR	S	P	ERA	WHIP

Batter	1	2	3	4	5	6	7	8	9	AB	R	H	RBI	BB	SO	LOB
23 Michael Brantley, L (1, 7) OBP: 0.327, SLG: 0.386	C FF 93 F B SI 94 B C 2-3 ① K		B FF 94 C FF 94 B KC 83 X SI 94 2-1 ③ G4-3			C FF 92 B SI 93 B KC 81 F FF 93 S KC 82 2-3 ② K	C SI 94 F KC 83 B SI 92 X KC 83 1-2 ③ G4-3			4	0	0	0	0	2	0
13 Asdrúbal Cabrera, S (1, 6) OBP: 0.342, SLG: 0.499	B B X 2-0 48 BB 1B			X KC 81 0-0 ① G4-3		C FF 92 C KC 83 B FF 92 X KC 84 1-2 2B		C CH 81 F CU 72 X CH 81 0-2 ① F9		4	0	2	0	0	0	0
48 Travis Hafner, L (1, 10) OBP: 0.421, SLG: 0.558	B 1 SAFE B CH 88 C D B 4-1 ② 1-2 BB			C FF 93 B KC 82 B KC 81 F SI 90 F KC 82 B SI 94 F KC 83 C FF 94 3-3 ② K		B KC 84 C FF 94 X KC 82 1-1 ③ F7		C FF 89 C FF 89 X CH 82 0-2 41 HR 1B		3	1	1	0	1	1	1
41 Carlos Santana, S (1, 2) (9, 3) OBP: 0.351, SLG: 0.425	B B C B SI 94 S X SI 95 3-2 ③ F8			B KC 82 B FF 94 X FF 93 2-0 ③ G3			C CH 86 X KC 82 0-1 ① G4-3	B CH 82 S CU 74 B FF 90 X CU 74 2-1 1-H HR		4	1	1	2	0	0	1
24 Grady Sizemore, L (1, 8) OBP: 0.294, SLG: 0.445		C FF 93 B KC 83 B KC 83 B SI 94 X FF 94 3-1 ① L8			C KC 81 B KC 82 B FF 93 F CH 88 B KC 84 F FF 94 B CH 89 4-2 20 FC5-4 BB		B KC 86 B FF 92 S FF 92 F FF 92 B KC 84 B SI 93 4-2 8 WP 47 1B BB	C FC 89 S FC 90 S CH 83 0-3 ② K		2	1	0	0	2	1	0
20 Orlando Cabrera, R (1, 4) OBP: 0.288, SLG: 0.348		C FF 94 S SI 94 B FF 94 F KC 84 B KC 83 X FF 94 2-2 ② G4-3			X KC 83 0-0 ① FC5-4 1-2f		C SI 92 1 SAFE S KC 83 S KC 84 0-3 ② K	C CU 75 X SI 91 0-1 ③ G6-3		4	0	0	0	0	1	2
8 Lonnie Chisenhall, L (1, 5) OBP: 0.304, SLG: 0.364 6 Lou Marson, R (9, 2) OBP: 0.272, SLG: 0.302		C FF 94 F SI 93 X FF 93 0-2 ③ P2			1 SAFE C KC 83 1 SAFE S KC 82 D KC 84 B FF 93 C KC 82 2-3 ② K		B CH 89 F SI 93 B KC 84 F FF 93 F KC 84 B KC 84 F FF 94 B FF 93 4-2 47 1B 26 HR 1-2 BB			2 0	1 0	0 0	0 0	1 0	1 0	1 0
47 Shelley Duncan, R (1, 3) OBP: 0.272, SLG: 0.402 9 Jack Hannahan, L (8, 3) OBP: 0.303, SLG: 0.333 (9, 5)			C KC 81 X FF 92 0-1 ① G6-3		C FF 92 1 SAFE 1 SAFE F KC 84 F SI 93 S KC 83 0-3 ③ K		F KC 82 F KC 83 F KC 83 B FF 93 F KC 82 D KC 84 X FF 93 2-2 26 HR 1-3 2-H 1B			3 0	1 0	1 0	1 0	0 0	1 0	1 0
26 Austin Kearns, R (1, 9) OBP: 0.288, SLG: 0.295			X FF 92 0-0 ② F7			B KC 80 X SI 91 1-0 ① L9	B SI 92 X FF 91 1-0 1-H 3-H HR			3	1	1	3	0	0	0
Inning Stats	R: 0 E: 0 K: 1 S: 8 H: 1 LOB: 1 BB: 1 P: 19	R: 0 E: 0 K: 0 S: 9 H: 0 LOB: 0 BB: 0 P: 14	R: 0 E: 0 K: 0 S: 5 H: 0 LOB: 0 BB: 0 P: 7	R: 0 E: 0 K: 1 S: 7 H: 0 LOB: 0 BB: 0 P: 12	R: 0 E: 0 K: 2 S: 11 H: 0 LOB: 1 BB: 1 P: 17	R: 0 E: 0 K: 1 S: 9 H: 1 LOB: 1 BB: 0 P: 14	R: 4 E: 0 K: 1 S: 20 H: 2 LOB: 0 BB: 2 P: 32	R: 2 E: 0 K: 1 S: 13 H: 2 LOB: 0 BB: 0 P: 15		1B: 3 2B: 1 3B: 0 HR: 2 SF: 0 SAC: 0 DP: 0 HBP: 0				WP: 1 PB: 0 SB: 0 CS: 0 PA: 33		

PITCHER		IP	WLS	BF	H	R	ER	SO	BB	IBB	HBP	BLK	WP	HR	S	P	ERA	WHIP
34 A.J. Burnett, R ERA: 4.12	(1, 1)	7.0	L	28	4	4	4	6	4	0	0	0	1	1	69	115	5.14	1.143
53 Cory Wade, R ERA: 2.0	(8, 1)	1.0		5	2	2	2	1	0	0	0	0	0	1	13	15	18.00	2.000

PITCHER	IP	WLS	BF	H	R	ER	SO	BB	IBB	HBP	BLK	WP	HR	S	P	ERA	WHIP

BOTTOM

New York Yankees @ Cleveland Indians

Progressive Field, Cleveland, OH

Mon Jul 04 2011, 6:36 PM - 9:12 PM EDT

Att. 40,676 - Clear - 79 F

livebaseballscorecards.com

AB	29
R	6
H	6
RBI	6
BB	4
SO	7
LOB	6

Batter	1	2	3	4	5	6	7	8	9	AB	R	H	RBI	BB	SO	LOB
2 Derek Jeter, R (1, 6) OBP: 0.320, SLG: 0.324	C FF 93 B SI 95 X SI 93 1-1 1B	B SI 92 B CU 81 X SI 90 2-0 1-H 3-H 14 HR 2B	C CU 78 S CU 81 B SL 83 C SI 92 1-3 ③ K		S FF 94 B FF 92 X SL 85 1-1 ② F8 1-2		C SL 81 B FF 92 F FF 91 B FF 92 F FF 91 F SL 84 X FF 92 2-2 ③ G6-3		C SI 91 F SI 91 X SL 82 0-2 ② G5-3	6	1	2	2	0	1	4
14 Curtis Granderson, L (1, 8) OBP: 0.370, SLG: 0.597	B FF 93 S SL 87 F SI 93 S SL 83 1-3 ① K	B SL 85 C SI 90 S SL 84 F CH 86 X SI 92 1-2 2-H HR		C CU 79 C CU 80 F SL 82 B FF 91 X CH 86 1-2 HR	C SI 94 D CH 88 B SI 94 B SI 93 F SI 94 X FF 92 3-2 ③ F8			B SI 90 X SI 90 1-0 13 1B 24 2B 1B	C SL 82 B SI 91 B SI 91 B SI 91 T SI 90 F FF 92 X SI 90 3-2 ③ L6	6	3	3	3	0	1	2
25 Mark Teixeira, S (1, 10) OBP: 0.351, SLG: 0.530	C SI 92 F SI 93 X SL 83 0-2 ② L7	C FF 91 X CU 81 0-1 13 1B 1B		C SI 93 C FF 92 X FF 93 0-2 ① G4-3		C SL 82 B FF 94 F SI 94 X SI 94 1-2 1B		C FC 88 S FC 88 B FC 90 D CH 80 S SI 90 2-3 ① K		5	0	2	0	0	1	2
13 Alex Rodriguez, R (1, 5) OBP: 0.369, SLG: 0.492 19 Ramiro Pena, S (8, 5) OBP: 0.167, SLG: 0.227	B FF 93 C SI 93 B SL 87 X CH 86 2-1 ③ G5-3	F SI 91 F CH 84 B SL 82 X SI 92 1-2 1B		B CH 85 B FF 91 F SI 91 C SL 86 X FF 93 2-2 ② G4-3		B SI 95 X SI 94 1-0 ① F8		B SI 91 B SI 91 F SI 91 S FC 89 X FC 88 2-2 24 2B 33 1B 1-2 1B		5 0	1 0	2 0	0 0	0 0	0 0	2 0
24 Robinson Canó, L (1, 4) OBP: 0.343, SLG: 0.520	X SI 91 0-0 ① G6-3 C CH 85 X SI 90 0-1 ③ F8			C CH 84 B SI 93 X SI 93 1-1 2B		F SL 84 X SI 93 0-1 ② F8		C FC 88 F SI 89 D CH 83 X SI 91 1-2 33 1B 20 SF7 1-3 2-H 2B		5	1	2	1	0	0	3
33 Nick Swisher, S (1, 9) OBP: 0.370, SLG: 0.420		C SI 91 B SL 82 F CU 81 B SI 93 F CH 86 F FF 93 F SL 84 B FF 94 X CH 87 3-2 11 BB 20 BB 17 FC6-4 1B	C FF 92 X CH 86 0-1 ① G4-3	B SI 92 B FF 91 B SL 84 B SI 90 4-0 BB		C SI 93 X FF 93 0-1 ③ F9		X FF 90 0-0 2-3 3-H 1B		4	1	2	1	1	0	1
20 Jorge Posada, S (1, 3) OBP: 0.329, SLG: 0.420		B SI 93 F SI 92 B SI 92 B SL 85 B SI 91 4-1 17 FC6-4 11 BB 2 2B 1-2 BB	C FF 90 B CU 80 C CU 78 X FF 91 1-2 17 FC6-4 11 1B 1B	B SI 92 B FF 92 F CH 85 C CU 80 C CU 78 2-3 ③ K			C SL 81 B FF 92 F FF 91 X SL 81 1-2 11 FC6 2B	B FC 88 B SI 91 X SI 91 2-1 ② SF7 3-H		3	1	2	1	1	1	2
11 Brett Gardner, L (1, 7) OBP: 0.354, SLG: 0.406		B SI 92 B SI 92 B FF 91 C SI 91 B FF 92 4-1 17 FC6-4 1-2 2-3 BB	C SI 91 B CH 84 X CH 85 1-1 17 FC6-4 1-2 1B		B SI 94 X FF 92 1-0 2 S 1B		B FF 92 B FF 92 C FF 91 C FF 91 X FF 92 2-2 ① FC6 17 S 2-3	B FC 90 C FF 88 F FC 87 C FF 90 1-3 ③ K		4	0	2	0	1	1	2
17 Francisco Cervelli, R (1, 2) OBP: 0.263, SLG: 0.286		B CU 81 F SI 92 X FF 93 1-1 ② FC6-4 2 2B 1-2f 2-3 3-H	B SI 92 X FF 91 1-0 ② FC6-4 1-2f 2-3		B FF 93 F FF 92 X FF 94 1-1 ① F9		F FF 91 B FF 91 B FF 90 C SL 81 F SL 81 B FF 91 S SL 81 3-3 ② K 1-2		C FF 92 B SL 82 X SI 90 1-1 ① G4-3	5	1	0	1	0	1	6
Inning Stats	R: 0 E: 0 K: 1 S: 10 H: 1 LOB: 1 BB: 0 P: 14	R: 5 E: 0 K: 0 S: 23 H: 5 LOB: 2 BB: 2 P: 39	R: 0 E: 0 K: 1 S: 11 H: 2 LOB: 2 BB: 0 P: 15	R: 1 E: 0 K: 1 S: 15 H: 2 LOB: 2 BB: 1 P: 25	R: 0 E: 0 K: 0 S: 8 H: 1 LOB: 1 BB: 0 P: 14	R: 0 E: 0 K: 0 S: 8 H: 1 LOB: 1 BB: 0 P: 10	R: 0 E: 0 K: 1 S: 15 H: 1 LOB: 1 BB: 0 P: 23	R: 3 E: 0 K: 2 S: 16 H: 4 LOB: 1 BB: 0 P: 25	R: 0 E: 0 K: 0 S: 9 H: 0 LOB: 0 BB: 0 P: 13	1B: 11 2B: 4 3B: 0 HR: 2 SF: 1 SAC: 0 DP: 0 HBP: 0						

PITCHER		IP	WLS	BF	H	R	ER	SO	BB	IBB	HBP	BLK	WP	HR	S	P	ERA	WHIP
59 Carlos Carrasco, R ERA: 3.95	(1, 1)	4.0	L	25	10	6	6	3	3	0	0	0	0	2	59	93	13.50	3.250
56 Frank Herrmann, R ERA: 4.1	(5, 1)	2.0		8	2	0	0	0	0	0	0	0	0	0	16	24	0.00	1.000
45 Josh Judy, R ERA: 2.25	(7, 1)	1.0		4	1	0	0	1	0	0	0	0	0	0	15	23	0.00	1.000
37 Chad Durbin, R ERA: 7.01	(8, 1)	1.0		7	4	3	3	2	0	0	0	0	0	0	16	25	27.00	4.000
38 Joe Smith, R ERA: 0.92	(9, 1)	1.0		3	0	0	0	0	0	0	0	0	0	0	9	13	0.00	0.000

PITCHER	IP	WLS	BF	H	R	ER	SO	BB	IBB	HBP	BLK	WP	HR	S	P	ERA	WHIP

TOP

New York Yankees @ Cleveland Indians

Progressive Field, Cleveland, OH

Tue Jul 05 2011, 7:08 PM - 10:26 PM EDT

Att. 30,100 - Clear - 82 F

livebaseballscorecards.com

AB	43
R	9
H	17
RBI	9
BB	3
SO	6
LOB	24

WP: 0 PA: 47
PB: 0
SB: 2
CS: 0

BOTTOM

Batter	1	2	3	4	5	6	7	8	9	AB	R	H	RBI	BB	SO	LOB
23 Michael Brantley, L (1, 7) OBP: 0.322, SLG: 0.381	C FF 93 S FF 94 S SL 84 0-3 ① **K**		B SL 79 X FF 96 1-0 ③ **G1-3**		F FF 97 B SI 96 C SL 84 S SL 85 1-3 ② **K**		B SL 84 S SL 84 C FF 96 D SL 84 C SL 84 2-3 ③ **K**		C FF 90 C SL 86 F CU 77 B SI 88 B CH 82 F FC 88 F FF 89 F SL 84 X FF 90 2-2 ② **SF8** 3-H	4	0	0	1	0	3	5
13 Asdrúbal Cabrera, S (1, 6) OBP: 0.341, SLG: 0.497 8 Lonnie Chisenhall, L (4, PH) OBP: 0.296, SLG: 0.385 (5, 5)	B FF 94 F FF 94 X FF 95 1-1 ② **G1-3**			C FF 96 C SL 82 S SL 84 0-3 ① **K**	S SL 85 S SL 85 S SL 85 0-3 ③ **K**			B FF 90 X FC 89 1-0 **2B**	C FF 90 F SI 90 B CU 77 C SI 88 1-3 ③ **K**	1 4	0 0	0 1	0 0	0 0	0 3	0 3
48 Travis Hafner, L (1, 10) OBP: 0.411, SLG: 0.542	F FF 96 C SL 83 X FF 96 0-2 ③ **F8**			C SL 82 B FF 97 B SL 84 S FF 97 S SL 86 2-3 ② **K**		S FF 95 B FF 96 S SL 83 X SL 83 1-2 ① **G3-1**		B CU 74 B FF 89 F FF 89 X FF 90 2-1 ① **G1-3**		4	0	0	0	0	1	1
41 Carlos Santana, S (1, 3) OBP: 0.350, SLG: 0.422		C SL 80 B FF 95 C CH 88 B SL 84 F FF 95 F CH 88 F FF 96 X SL 85 2-2 ① **F9**		F FF 97 X FF 96 0-1 20 1B **1B**		B SL 82 C SL 80 C FF 96 X SL 84 1-2 ② **G5-3**		B SI 89 B FF 90 S SL 86 X CH 82 2-1 ② **F7**		4	0	1	0	0	0	1
20 Orlando Cabrera, R (1, 5) OBP: 0.287, SLG: 0.347 (5, 6)		B FF 95 C SI 96 F CH 89 B CH 89 X FF 96 2-2 ② **F9**		C CH 88 X CH 89 0-1 **1-2** **1B**		B FF 96 B FF 95 X FF 95 2-0 ③ **G6-3**		C SL 84 B SI 89 S FC 88 F CU 76 D CU 76 X SI 89 2-2 ③ **F8**		4	0	1	0	0	0	1
24 Grady Sizemore, L (1, 8) OBP: 0.298, SLG: 0.451		C FF 95 F FF 96 S SL 85 0-3 ③ **K**		S SL 81 C FF 98 B FF 96 S SL 86 1-3 ③ **K**			X FF 94 0-0 **2B**		C FC 90 X CU 77 0-1 35 BB 26 BB 6 SF8 **1B**	4	1	2	0	0	2	2
26 Austin Kearns, R (1, 9) OBP: 0.295, SLG: 0.296			C FF 95 S FF 96 B SL 86 B CH 89 X FF 97 2-2 ① **G5-3**		X FF 94 0-0 35 BB **1B**		S SL 80 S FF 95 S SL 83 0-3 ① **K**		B SI 89 B SI 89 B FF 90 B SI 88 4-0 6 SF8 35 BB 23 SF8 **1-2** **BB**	3	1	1	0	1	1	1
35 Cord Phelps, S (1, 4) OBP: 0.315, SLG: 0.326			C SL 81 B FF 96 X CH 89 1-1 ② **F7**		B SL 82 B FF 95 B FF 96 C FF 96 B FF 96 4-1 **1-2** **BB**		B SL 81 B SL 81 B FF 94 B FF 94 4-0 **BB**		B SI 90 B SI 89 C SI 88 B FF 89 B FC 89 4-1 **1-2** **2-3** **BB**	1	0	0	0	3	0	0
6 Lou Marson, R (1, 2) OBP: 0.271, SLG: 0.303			C FF 96 X SI 96 0-1 **1B**		B SL 82 B FF 96 C FF 96 C FF 96 S FF 96 2-3 ① **K**		F FF 95 D CH 89 F FF 95 B SL 84 S FF 97 2-3 ② **K**		B FF 89 B FF 89 C FC 89 X FF 90 2-1 ① **SF8** 2-3 3-H	3	0	1	1	0	2	4
Inning Stats	R: 0 E: 0 K: 1 S: 8 H: 0 LOB: 0 BB: 0 P: 9	R: 0 E: 0 K: 1 S: 12 H: 0 LOB: 0 BB: 0 P: 16	R: 0 E: 0 K: 0 S: 8 H: 1 LOB: 1 BB: 0 P: 12	R: 0 E: 0 K: 3 S: 13 H: 2 LOB: 2 BB: 0 P: 16	R: 0 E: 0 K: 3 S: 11 H: 1 LOB: 2 BB: 1 P: 18	R: 0 E: 0 K: 0 S: 7 H: 0 LOB: 0 BB: 0 P: 11	R: 0 E: 0 K: 3 S: 10 H: 1 LOB: 2 BB: 1 P: 18	R: 0 E: 0 K: 0 S: 9 H: 1 LOB: 1 BB: 0 P: 16	R: 2 E: 0 K: 1 S: 15 H: 1 LOB: 1 BB: 2 P: 28	1B: 5 2B: 2 3B: 0 HR: 0 SF: 2 SAC: 0 DP: 0 HBP: 0	WP: 0 PB: 0 SB: 0 CS: 0 PA: 38					

PITCHER	IP	WLS	BF	H	R	ER	SO	BB	IBB	HBP	BLK	WP	HR	S	P	ERA	WHIP
52 CC Sabathia, L (1, 1) ERA: 2.9	7.0	W	28	5	0	0	11	2	0	0	0	0	0	69	100	0.00	1.000
39 Lance Pendleton, R (8, 1) ERA: 3.21	2.0		10	2	2	2	1	2	0	0	0	0	0	24	44	9.00	2.000

PITCHER	IP	WLS	BF	H	R	ER	SO	BB	IBB	HBP	BLK	WP	HR	S	P	ERA	WHIP

New York Yankees @ Cleveland Indians

Progressive Field, Cleveland, OH

Tue Jul 05 2011, 7:08 PM - 10:26 PM EDT

Att. 30,100 - Clear - 82 F

livebaseballscorecards.com

AB	32
R	2
H	7
RBI	2
BB	4
SO	12
LOB	18

New York Yankees @ Cleveland Indians

Progressive Field, Cleveland, OH

Wed Jul 06 2011, 7:12 PM - 10:08 PM EDT

Att. 31,926 - Partly Cloudy - 85 F

livebaseballscorecards.com

TOP

Batter	1	2	3	4	5	6	7	8	9	AB	R	H	RBI	BB	SO	LOB
2 Derek Jeter, R (1, 6) OBP: 0.322, SLG: 0.327	B FF 95 S SI 94 S SI 95 B SI 94 F FF 95 S SI 96 2-3 K ①		B SI 94 B SI 93 F FF 96 X FF 96 2-1 F8 ②			C SI 91 B SI 93 B SI 94 S SI 92 F SI 94 B FF 96 F SI 88 F SI 91 B SI 92 4-2 BB		X SI 90 0-0 14 G6-3 2B		3	0	1	0	1	1	0
14 Curtis Granderson, L (1, 8) OBP: 0.366, SLG: 0.590	C SI 95 X SL 84 0-1 L8 ②		B FF 95 C SI 94 S FF 96 B FF 95 X FF 97 2-2 F9 ③			C FF 94 B SI 95 F FF 94 X FF 95 1-2 F8 ①		B SI 93 C SI 90 C FF 93 X FF 94 1-2 G6-3 ② 2-3		4	0	0	0	0	0	2
25 Mark Teixeira, S (1, 3) OBP: 0.347, SLG: 0.524	B SI 94 C FF 95 B SI 95 F SL 83 X FF 96 2-2 G4-3 ③			F FF 93 F SI 95 B SL 83 C FF 96 1-3 K ①		X FF 95 0-0 L7 ②		C SI 92 C FF 95 X FF 95 0-2 G6-3 ③		4	0	0	0	0	1	2
13 Alex Rodriguez, R (1, 5) OBP: 0.371, SLG: 0.492		C SI 92 B SI 92 B SI 94 X SL 81 2-1 33 G3 24 E 1B		C SI 94 B SI 94 S FF 95 B SI 95 S SI 95 2-3 K ②		C SI 94 B FF 95 X SI 93 1-1 G4-3 ③			F FF 92 X FF 93 0-1 24 1B 33 2B 1B	4	1	2	0	0	1	1
24 Robinson Canó, L (1, 4) OBP: 0.342, SLG: 0.517		F SI 92 B SI 93 F SI 93 X FF 94 1-2 FC6 33 G3 1-2		C SI 94 B FF 95 F SI 94 F FF 95 F SL 86 S SI 94 1-3 K ③			X SI 91 0-0 G4-3 ①		X FF 92 0-0 33 2B 20 G4-3 1-2 1B	4	1	1	0	0	1	1
33 Nick Swisher, S (1, 9) OBP: 0.371, SLG: 0.422		B SI 93 X SI 92 1-0 G3 ① 1-2 2-3			X SI 92 0-0 F8 ①		B FF 93 B SI 92 B SI 92 B FF 93 4-0 55 FC4-6 BB		B SI 93 F SI 92 B SI 93 X SI 93 2-1 20 G4-3 55 G4-3 1-3 2-H 2B	3	1	1	1	1	0	2
20 Jorge Posada, S (1, 10) OBP: 0.324, SLG: 0.412		C FF 95 B SL 84 B SI 94 F SI 94 S FF 96 2-3 K ②			C FF 94 S SL 85 C SL 86 0-3 K ②		B SI 92 X FF 93 1-0 F8 ②		X FF 94 0-0 G4-3 ① 2-3 3-H	4	0	0	1	0	2	4
55 Russell Martin, R (1, 2) OBP: 0.322, SLG: 0.386		B SI 94 B SI 93 C SI 93 X SI 94 2-1 G3 ③			B SI 94 B SI 94 C SI 92 T SI 93 F FF 95 X SL 88 2-2 1B		C SI 93 F SI 92 X SI 94 0-2 FC4-6 ③ 1-2f		C FF 94 S FF 94 B FF 94 X FF 94 1-2 G4-3 ② 3-H	4	0	1	1	0	0	3
11 Brett Gardner, L (1, 7) OBP: 0.349, SLG: 0.400			B FF 92 X SI 92 1-0 G1-3 ①		C SI 92 B FF 94 C SI 92 1 SAFE B FF 93 1 SAFE X FF 94 2-2 G3 ③			C FF 92 B FF 94 B SI 90 X FF 92 2-1 G1-3 ①	C FF 93 C SL 82 B SL 82 F FF 93 C SL 82 1-3 K ③	4	0	0	0	0	1	1
Inning Stats	R: 0 E: 0 K: 1 S: 9 H: 0 LOB: 0 BB: 0 P: 13	R: 0 E: 1 K: 1 S: 11 H: 1 LOB: 2 BB: 0 P: 19	R: 0 E: 0 K: 0 S: 6 H: 0 LOB: 0 BB: 0 P: 11	R: 0 E: 0 K: 3 S: 11 H: 0 LOB: 0 BB: 0 P: 15	R: 0 E: 0 K: 1 S: 11 H: 1 LOB: 1 BB: 0 P: 15	R: 0 E: 0 K: 0 S: 11 H: 0 LOB: 1 BB: 1 P: 17	R: 0 E: 0 K: 0 S: 5 H: 0 LOB: 1 BB: 1 P: 10	R: 0 E: 0 K: 0 S: 9 H: 1 LOB: 1 BB: 0 P: 12	R: 3 E: 0 K: 1 S: 13 H: 3 LOB: 0 BB: 0 P: 17	1B: 4 2B: 2 3B: 0 HR: 0 SF: 0 SAC: 0 DP: 0 HBP: 0						

	AB	34
	R	3
	H	6
	RBI	3
	BB	2
	SO	7
	LOB	16

WP: 0 PA: 36
PB: 0
SB: 0
CS: 0

PITCHER		IP	WLS	BF	H	R	ER	SO	BB	IBB	HBP	BLK	WP	HR	S	P	ERA	WHIP
63 Justin Masterson, R ERA: 2.66	(1, 1)	8.0	W	30	3	0	0	6	2	0	0	0	0	0	73	112	0.00	0.625
52 Vinnie Pestano, R ERA: 2.59	(9, 1)	0.0		3	3	3	3	0	0	0	0	0	0	0	5	7	∞	∞
54 Chris Perez, R ERA: 2.23	(9, 1)	1.0	S	3	0	0	0	1	0	0	0	0	0	0	8	10	0.00	0.000

PITCHER		IP	WLS	BF	H	R	ER	SO	BB	IBB	HBP	BLK	WP	HR	S	P	ERA	WHIP

Batter	1	2	3	4	5	6	7	8	9	AB	R	H	RBI	BB	SO	LOB
23 Michael Brantley, L (1, 7) OBP: 0.326, SLG: 0.383	C FF 92 B KC 73 F FF 92 B KC 74 B FC 89 F FF 92 B FF 92 4-2 13 1B 48 1B BB	C FF 92 X FC 88 0-1 ② P5		C FF 91 B FC 90 B KC 74 1 SAFE X FF 91 2-1 ③ P5		X SI 90 0-0 13 S 1-3 1B		C FF 87 1 SAFE X FF 87 0-1 41 BB 48 BB 24 SF8 1-2 1B		4	2	2	0	1	0	2
13 Asdrúbal Cabrera, S (1, 6) OBP: 0.342, SLG: 0.494	F SI 92 1 SAFE X FF 92 0-1 48 1B 41 WP 1-2 1B	F FC 88 D KC 75 F FF 90 D KC 76 B FC 89 X KC 74 3-2 ③ G3			B FC 87 C FF 91 H FC 87 2-1 20 HBP 41 BB HBP	1 SAFE S CH 86 1 SAFE 1 SAFE C CH 85 B FF 90 B SI 92 F SI 91 F SI 89 3-2 ② 1 SAFE B SI 89 X CH 86 F7 1-2		S CH 82 L SI 87 B FF 88 S CU 79 1-3 ① K		4	1	1	0	0	1	5
48 Travis Hafner, L (1, 10) OBP: 0.423, SLG: 0.545 35 Cord Phelps, S (8, PR) OBP: 0.315, SLG: 0.326 (9, 10)	C FF 92 F FF 93 B KC 75 F FF 93 X FF 92 1-2 20 1B 41 WP 1-2 2-H 1B	C FF 92 B FF 91 B FF 92 X KC 74 2-2 1B			1 SAFE F FF 90 D KC 74 F FF 87 B FF 91 C FC 87 2-3 ① K	H SL 80 1-0 HBP		B FF 88 C CU 78 B FF 88 S CH 81 D CU 78 B CH 82 4-2 41 BB 1-2 2-3 BB		3 0	0 0	2 0	1 0	1 0	1 0	1 0
41 Carlos Santana, S (1, 2) OBP: 0.351, SLG: 0.418	C FF 92 F FF 91 S KC 76 0-3 ① K 1-2 2-H		B CH 83 X FF 89 1-0 ① P2		B FF 91 1 SAFE 1 SAFE B CH 82 B FF 88 1 SAFE B FF 90 4-0 20 HBP 1-2 BB	B FF 93 D SL 81 F FF 93 B SI 94 X FF 93 3-1 ③ G5-3		D SI 88 B SI 89 S CH 81 B FF 86 B SI 88 4-1 20 FC6-4 1-2 2-3 3-H BB		3	0	0	1	2	1	5
24 Grady Sizemore, L (1, 8) OBP: 0.291, SLG: 0.442	F FC 89 B KC 73 S CH 84 B CH 85 F FF 93 B KC 75 X CH 84 3-2 ② F7	C FF 92 X FF 90 0-1 ② L4			F FC 88 C KC 75 X FF 92 0-2 ② F8		C SL 80 X FF 92 0-1 ① F9	B SI 87 X SI 89 1-0 ② SF8 3-H		4	0	0	1	0	0	4
20 Orlando Cabrera, R (1, 4) OBP: 0.289, SLG: 0.345	B FC 89 C FF 93 X FF 89 1-1 2-3 1B	X FF 92 0-0 ③ G3			B KC 74 F KC 74 F FF 92 H FF 91 2-2 1-2 2-3 HBP		B FF 93 C FF 92 S CH 87 X FF 94 1-2 ② G5-3	B SI 89 X SI 89 1-0 ③ FC6-4 1-2f		4	0	1	0	0	0	3
8 Lonnie Chisenhall, L (1, 5) OBP: 0.290, SLG: 0.467 9 Jack Hannahan, L (8, 5) OBP: 0.303, SLG: 0.333	C KC 74 F FF 92 F KC 74 F FF 92 X KC 75 0-2 ③ G4-3			B FF 91 F FF 88 F KC 73 F FF 91 X CH 84 1-2 ① L7	C FF 89 X KC 73 0-1 ③ F7		B FF 93 X FF 93 1-0 HR			4 0	1 0	1 0	1 0	0 0	0 0	5 0
7 Matt LaPorta, R (1, 3) OBP: 0.313, SLG: 0.426		X FF 91 0-0 26 SH1-3 1B		B FF 90 X FF 88 1-0 26 FC6-4 1B		X SI 90 0-0 ① G4-3	B SI 89 B SI 89 X FF 87 2-0 ③ G6-3			4	0	2	0	0	0	0
26 Austin Kearns, R (1, 9) OBP: 0.304, SLG: 0.300		X FC 88 0-0 ① SH1-3 1-2		C KC 74 1 SAFE B FF 92 X FF 89 1-1 ② FC6-4 1-2f		C FF 88 B SI 90 X SI 91 1-1 23 1B 1B		B CU 77 B CU 78 B SI 88 B SI 86 4-0 48 BB 23 1B 41 BB BB		2	1	1	0	1	0	1
Inning Stats	R: 2 E: 1 K: 1 S: 23 H: 3 LOB: 2 BB: 1 P: 32	R: 0 E: 0 K: 0 S: 7 H: 1 LOB: 1 BB: 0 P: 10	R: 0 E: 0 K: 0 S: 7 H: 1 LOB: 1 BB: 0 P: 10	R: 0 E: 0 K: 0 S: 9 H: 1 LOB: 1 BB: 0 P: 14	R: 0 E: 0 K: 1 S: 11 H: 0 LOB: 3 BB: 1 P: 21	R: 0 E: 0 K: 0 S: 11 H: 2 LOB: 3 BB: 0 P: 19	R: 1 E: 0 K: 0 S: 7 H: 1 LOB: 0 BB: 0 P: 11	R: 2 E: 0 K: 1 S: 10 H: 1 LOB: 2 BB: 3 P: 25		1B: 9 2B: 0 3B: 0 HR: 1 SF: 1 SAC: 1 DP: 0 HBP: 3						

PITCHER		IP	WLS	BF	H	R	ER	SO	BB	IBB	HBP	BLK	WP	HR	S	P	ERA	WHIP
65 Phil Hughes, R ERA: 10.57	(1, 1)	5.0	L	25	6	2	2	2	2	0	2	0	1	0	57	87	3.60	1.600
38 Luis Ayala, R ERA: 1.33	(6, 1)	0.2		4	2	0	0	0	0	0	0	0	0	0	9	13	0.00	3.000
48 Boone Logan, L ERA: 3.43	(6, 1)	1.0		5	1	1	1	0	0	0	1	0	0	1	8	14	9.00	1.000
45 Sergio Mitre, R ERA: 4.08	(7, 1)	1.1		8	1	2	2	1	3	0	0	0	0	0	11	28	13.50	3.000

PITCHER	IP	WLS	BF	H	R	ER	SO	BB	IBB	HBP	BLK	WP	HR	S	P	ERA	WHIP

BOTTOM

New York Yankees @ Cleveland Indians

Progressive Field, Cleveland, OH

Wed Jul 06 2011, 7:12 PM - 10:08 PM EDT

Att. 31,926 - Partly Cloudy - 85 F

livebaseballscorecards.com

AB	32
R	5
H	10
RBI	4
BB	5
SO	3
LOB	26

WP: 1 PA: 42
PB: 0
SB: 1
CS: 0

Batter	1	2	3	4	5	6	7	8	9	AB	R	H	RBI	BB	SO	LOB
5 Yunel Escobar, R (1, 6) OBP: 0.370, SLG: 0.444	C FF 91 C SI 90 B FF 94 B SL 84 F FF 93 B X FF 92 3-2 **G6-3** ①	C FF 89 X FF 90 0-1 **F9** ③		C FF 89 F FF 89 B CU 76 D CU 76 B FF 92 B FF 90 4-2 19 FC6-4 **1-2** **2-3** **BB**		B SL 84 B FF 89 B FF 89 C FF 88 B FF 88 4-1 **BB**		C SL 81 B SL 83 F SI 90 B SI 91 F SL 82 F SI 90 S SI 91 2-3 **K** ③		3	0	0	0	2	1	4
14 Eric Thames, L (1, 9) OBP: 0.340, SLG: 0.489	B CH 80 B SI 92 F FF 92 S FF 92 C FF 93 2-3 **K** ②		B FF 89 B CH 75 B SI 87 C FF 89 X SI 89 3-1 **F9** ①	B CH 75 B SI 89 B FF 89 C FF 89 F FF 89 X FF 89 3-2 **F7** ②		B SL 85 F SL 86 X FF 86 1-1 **G1-3** ③			C SL 80 F FF 92 B SL 81 S SL 82 1-3 **K** ①	5	0	0	0	0	2	4
19 José Bautista, R (1, 5) OBP: 0.467, SLG: 0.691	B SL 86 S FF 93 B SL 87 F FF 89 F FF 93 B FF 94 D SL 86 4-2 **BB**		B SL 85 C SL 85 C FF 90 X FF 91 1-2 **F9** ②	B SL 84 X FF 92 1-0 **FC6-4** ③ **1-2f**			C FF 88 F SI 90 B CU 78 X CU 77 1-2 **G5-3** ①		S FF 94 B CH 85 F CH 84 F FF 93 B CH 84 B FF 94 X SL 84 3-2 **HR**	4	1	1	1	1	0	3
26 Adam Lind, L (1, 3) OBP: 0.354, SLG: 0.531	B FF 90 S SI 90 B FF 92 B CH 77 F SI 90 S FF 92 3-3 **K** ③		C CH 79 F SL 81 F FF 91 F SI 93 S CU 76 0-3 **K** ③		S SL 86 B SL 86 S SL 86 S SL 86 1-3 **K** ①		X SI 90 0-0 **G6-3** ②		F FF 94 S SL 81 F SL 80 F SL 78 F FF 93 F SL 81 X SL 80 0-2 **1B**	5	0	1	0	0	3	1
2 Aaron Hill, R (1, 4) OBP: 0.286, SLG: 0.343		B SL 85 B FF 89 B FF 90 C FF 89 F FF 89 F FF 89 B FF 90 4-2 45 E 45 S 45 1B **BB**		C SL 87 X SL 83 0-1 45 FC4-6 10 1B 9 1B **1B**	C FF 89 B SL 84 B SL 86 X FF 89 2-1 10 CS **1B**		B FC 88 C FC 88 B FF 89 B FC 87 X FC 87 3-1 **G5-3** ③		C FF 93 F FF 93 X FF 93 0-2 **F9** ②	4	2	2	0	1	0	1
10 Edwin Encarnación, R (1, 10) OBP: 0.277, SLG: 0.399		B SI 89 B FF 91 C FF 90 X FF 90 2-1 **P4** ①		C FF 88 F SL 84 B SL 82 X FF 91 1-2 45 FC4-6 **1-2** **1B**	S SL 84 S SL 87 X SL 87 0-2 ② **1-2** **1B**			B FF 94 X SI 94 1-0 9 1B **1B**	S CH 84 B CH 83 F SL 82 C CH 84 1-3 ③	5	0	3	0	0	1	2
45 Travis Snider, L (1, 7) OBP: 0.287, SLG: 0.317		F SI 89 B CH 78 F FF 91 B FF 91 X SL 81 2-2 11 E **1-H** **1B**		B FF 90 B FF 90 X SI 88 2-0 ① FC4-6 9 1B 11 1B **1-2f** **2-3**	B FF 89 S SL 85 F SL 86 1 SAFE D SL 86 S SL 86 2-3 ③ **K**			C SI 94 F FF 94 C SI 94 0-3 ① **K**		4	1	1	1	0	2	4
9 J.P. Arencibia, R (1, 2) OBP: 0.281, SLG: 0.429		C SL 84 F SL 83 B FF 92 F CU 81 S FF 92 1 SAFE 1-3 **K** ②		S SL 84 X CU 80 0-1 5 BB 11 1B **1-2** **3-H** **1B**		C SL 84 X SL 85 0-1 **L7** ①		C FF 95 F SL 87 F SI 96 X SI 95 0-2 **1-2** **1B**		4	0	2	1	0	1	1
11 Rajai Davis, R (1, 8) OBP: 0.261, SLG: 0.355		B FF 89 S SL 84 C SL 83 B FF 92 X SL 83 2-2 **E1** **1-3**		F FF 90 X SI 91 0-1 5 BB **1-2** **2-H** **1B**		C SL 84 F SL 86 F SL 86 B FF 90 F SL 85 F FF 90 B SL 87 B SL 86 F FF 90 3-2 X FF 90 **L8** ②		B SI 95 S SL 87 F SL 86 F SL 86 X SI 96 1-2 **P4** ②		4	0	1	1	0	0	3
Inning Stats	R: 0 E: 0 K: 2 S: 13 H: 0 LOB: 1 BB: 1 P: 25	R: 1 E: 1 K: 1 S: 17 H: 1 LOB: 2 BB: 1 P: 28	R: 0 E: 0 K: 1 S: 10 H: 0 LOB: 0 BB: 0 P: 14	R: 2 E: 0 K: 0 S: 16 H: 4 LOB: 3 BB: 1 P: 27	R: 0 E: 0 K: 2 S: 11 H: 2 LOB: 1 BB: 0 P: 16	R: 0 E: 0 K: 0 S: 12 H: 0 LOB: 1 BB: 1 P: 20	R: 0 E: 0 K: 0 S: 6 H: 0 LOB: 0 BB: 0 P: 10	R: 0 E: 0 K: 2 S: 17 H: 2 LOB: 2 BB: 0 P: 21	R: 1 E: 0 K: 2 S: 20 H: 2 LOB: 1 BB: 0 P: 25	1B: 10 2B: 0 3B: 0 HR: 1 SF: 0 SAC: 0 DP: 0 HBP: 0	WP: 0 PB: 0 SB: 1 CS: 1 PA: 42					

TOP

Toronto Blue Jays @ Cleveland Indians

Progressive Field, Cleveland, OH

Thu Jul 07 2011, 7:09 PM - 10:35 PM EDT

Att. 18,816 - Overcast - 79 F

livebaseballscorecards.com

AB	38
R	4
H	11
RBI	4
BB	4
SO	10
LOB	23

PITCHER		IP	WLS	BF	H	R	ER	SO	BB	IBB	HBP	BLK	WP	HR	S	P	ERA	WHIP
69 Zach McAllister, R ERA: 4.5	(1, 1)	4.0		21	5	3	2	4	3	0	0	0	0	0	56	94	4.50	2.000
53 Rafael Perez, L ERA: 1.51	(5, 1)	2.0		8	2	0	0	2	1	0	0	0	0	0	23	36	0.00	1.500
37 Chad Durbin, R ERA: 6.81	(7, 1)	1.0		3	0	0	0	0	0	0	0	0	0	0	6	10	0.00	0.000
56 Frank Herrmann, R ERA: 4.0	(8, 1)	0.2		4	2	0	0	1	0	0	0	0	0	0	12	14	0.00	3.000
38 Joe Smith, R ERA: 0.91	(8, 1)	0.1		1	0	0	0	1	0	0	0	0	0	0	5	7	0.00	0.000

PITCHER		IP	WLS	BF	H	R	ER	SO	BB	IBB	HBP	BLK	WP	HR	S	P	ERA	WHIP
49 Tony Sipp, L ERA: 2.8	(9, 1)	1.0	W	5	2	1	1	2	0	0	0	0	0	1	20	25	9.00	2.000

BOTTOM

Toronto Blue Jays @ Cleveland Indians

Progressive Field, Cleveland, OH

Thu Jul 07 2011, 7:09 PM - 10:35 PM EDT

Att. 18,816 - Overcast - 79 F

livebaseballscorecards.com

Batter	1	2	3	4	5	6	7	8	9	AB	R	H	RBI	BB	SO	LOB
23 Michael Brantley, L (1, 7) OBP: 0.327, SLG: 0.383	B FF 85 C FF 86 B CU 74 B FF 89 C FF 89 X CH 82 3-2 24 BB 41 S 1B	1 SAFE B SI 85 C SI 88 C CU 74 X FF 88 1-2 1-3 1B		C CU 75 B FF 90 S SL 82 B SL 84 X CU 77 2-2 ③ F8			C SI 92 B SI 92 F SI 92 C SL 86 1-3 ① K		B SI 91 C SI 92 B SI 92 B SI 92 T SI 93 S SI 92 3-3 ① K	5	0	2	0	0	2	4
13 Asdrúbal Cabrera, S (1, 6) OBP: 0.343, SLG: 0.491	C FF 88 1 SAFE B FF 88 1 SAFE 1 SAFE C FF 89 X SL 81 1-2 ① F9	F FF 89 B X FF 89 1-1 ③ F7			B FF 85 B FF 87 C CH 77 B SL 82 C CH 78 S SL 84 3-3 ① K		B SI 92 B SI 92 B SI 90 B SI 92 4-0 48 G4-6-3 BB		F SI 93 F SI 94 B FF 92 X SI 93 1-2 48 HR 1-2 2-3 3-H 1B	4	1	1	1	1	1	3
48 Travis Hafner, L (1, 10) OBP: 0.428, SLG: 0.567	C SL 80 1 SAFE X FF 88 0-1 ② F7		B SI 86 C CH 80 S SL 80 X FF 90 1-2 24 WP 1B		B SI 87 C FF 88 B CU 77 X CH 83 2-1 41 1B 1B		C SI 92 D SL 86 B SI 91 X SI 93 2-1 ②③ G4-6-3 1-2f		X SI 93 0-0 1-H 2-H 3-H HR	5	1	3	4	0	0	2
41 Carlos Santana, S (1, 2) OBP: 0.355, SLG: 0.418	B FF 88 1 SAFE P PO 84 B CH 80 C FF 88 C CH 81 F SL 83 F CH 83 B SL 83 4-2 24 BB 1-2 BB		B FF 87 B SI 87 B SI 90 C FF 88 S CH 82 S FF 90 3-3 ① K		C CU 73 X SI 90 0-1 1-2 1B			B SI 90 S CH 83 B CH 85 B SI 91 B SI 91 4-1 24 FC1-6 BB		2	0	1	0	2	1	1
24 Grady Sizemore, L (1, 8) OBP: 0.291, SLG: 0.436	B FF 89 D CU 76 B FF 89 B FF 88 4-0 1-2 2-3 BB		S CH 81 C CU 77 B CH 81 S SL 82 1-3 ② K 1-2		C FF 88 B FF 90 F SL 83 F CH 82 C FF 91 1-3 ② K			B SI 91 S SI 92 X SI 93 1-1 ① FC1-6 20 G6-4-3 1-2f		3	0	0	0	1	2	4
20 Orlando Cabrera, R (1, 4) OBP: 0.285, SLG: 0.340	C CU 71 F SL 82 B FF 90 F SL 83 X FF 91 1-2 ③ F9		F CH 80 X CH 81 0-1 ③ G6-3		B FF 90 D SL 82 X CH 81 2-0 ③ P2			1 SAFE B FF 93 C SL 83 B FF 94 F FF 94 X FF 94 2-2 ②③ G6-4-3 1-2f		4	0	0	0	0	0	7
28 Travis Buck, L (1, 9) OBP: 0.294, SLG: 0.370		C FF 88 C FF 89 S SL 82 0-3 ① K		C CH 80 F FF 88 B FF 90 B CH 82 F SL 82 S SL 82 2-3 ① K		B FF 86 X CH 80 1-0 ① F7			B FF 93 C FF 93 F FF 93 X FS 85 1-2 7 2B 13 1B 1B	4	1	1	0	0	2	0
7 Matt LaPorta, R (1, 3) OBP: 0.311, SLG: 0.427		C FF 90 C CU 74 F FF 91 F SL 82 X SL 82 0-2 ② G5-3		X SL 81 0-0 ② G5-3		B CU 74 B FF 87 F CH 80 F FF 89 S CU 74 2-3 ② K			X FF 93 0-0 13 1B 1-3 48 HR 2B	4	1	1	0	0	1	0
8 Lonnie Chisenhall, L (1, 5) OBP: 0.313, SLG: 0.467 9 Jack Hannahan, L (2, PR) OBP: 0.308, SLG: 0.344 (3, 5)		C FF 90 H FF 90 1-1 23 1B HBP		B FF 89 C FF 88 B CU 75 S CH 83 B SL 83 F FF 90 X CU 73 3-2 3B		B FF 89 X CH 80 1-0 ③ P5			B FF 94 B FF 93 C FF 94 B FF 94 F FF 94 B FF 94 4-2 13 1B 48 HR BB	0 2	0 1	0 1	0 0	0 1	0 0	0 0
Inning Stats	R: 0 E: 0 K: 0 S: 17 H: 1 LOB: 3 BB: 2 P: 29	R: 0 E: 0 K: 1 S: 14 H: 1 LOB: 2 BB: 0 P: 17	R: 0 E: 0 K: 2 S: 11 H: 1 LOB: 1 BB: 0 P: 16	R: 0 E: 0 K: 1 S: 12 H: 1 LOB: 1 BB: 0 P: 19	R: 0 E: 0 K: 2 S: 12 H: 2 LOB: 2 BB: 0 P: 20	R: 0 E: 0 K: 1 S: 5 H: 0 LOB: 0 BB: 0 P: 9	R: 0 E: 0 K: 1 S: 5 H: 0 LOB: 0 BB: 1 P: 12	R: 0 E: 0 K: 0 S: 6 H: 0 LOB: 0 BB: 1 P: 13	R: 5 E: 0 K: 1 S: 13 H: 4 LOB: 0 BB: 1 P: 22	1B: 7 2B: 1 3B: 1 HR: 1 SF: 0 SAC: 0 DP: 2 HBP: 1						

	AB	33
	R	5
	H	10
	RBI	5
	BB	5
	SO	9
	LOB	21

WP: 1 PA: 39
PB: 0
SB: 1
CS: 0

PITCHER		IP	WLS	BF	H	R	ER	SO	BB	IBB	HBP	BLK	WP	HR	S	P	ERA	WHIP
33 Carlos Villanueva, R ERA: 2.99	(1, 1)	6.0		27	6	0	0	7	2	0	1	0	1	0	71	110	0.00	1.333
34 Marc Rzepczynski, L ERA: 3.0	(7, 1)	1.1	H	5	0	0	0	1	2	0	0	0	0	0	8	20	0.00	1.500
54 Jason Frasor, R ERA: 3.34	(8, 1)	0.2	H	1	0	0	0	0	0	0	0	0	0	0	3	5	0.00	0.000
50 Frank Francisco, R ERA: 5.92	(9, 1)	0.0		3	2	3	3	0	1	0	0	0	0	0	6	11	∞	∞
47 Luis Perez, L ERA: 3.94	(9, 1)	0.1	L	3	2	2	2	1	0	0	0	0	0	1	7	11	54.00	6.000

PITCHER	IP	WLS	BF	H	R	ER	SO	BB	IBB	HBP	BLK	WP	HR	S	P	ERA	WHIP

Batter	1	2	3	4	5	6	7	8	9	AB	R	H	RBI	BB	SO	LOB
5 Yunel Escobar, R (1, 6) OBP: 0.370, SLG: 0.447	B FF 90 F SI 91 C FC 90 X SI 90 1-2 19 G4-3 1B	P PO 79 1-0 ③ CS 1-2	B SI 89 X SI 91 1-0 ① F8	B SI 90 1 SAFE X FF 90 1-0 1-H 2B		C SI 89 1 SAFE 1 SAFE S FC 89 B FC 88 F SI 91 X FF 90 1-2 ② G1-3 1-2		B FF 95 F SI 94 B SL 87 X SI 94 2-1 ② F8		5	0	2	1	0	0	2
14 Eric Thames, L (1, 9) OBP: 0.343, SLG: 0.484 16 Corey Patterson, L (9, 9) OBP: 0.292, SLG: 0.392	B SI 88 C FF 88 X FC 89 1-1 ① P6		S SI 87 B SI 86 F SI 87 X SI 91 1-2 19 BB 1B	X CH 79 0-0 ③ P5		B CH 81 B FF 89 X FF 90 2-0 2-H 1B		X SL 82 0-0 ③ L4		5 0	0 0	2 0	0 0	0 0	0 0	3 0
19 José Bautista, R (1, 5) OBP: 0.466, SLG: 0.684	B SI 91 1 SAFE X SI 91 1-0 ②③ G4-3 1-2f		B SI 92 B CH 80 C FF 90 F SI 91 F SI 92 F CH 80 B SL 83 F FF 90 B SL 84 4-2 1-2 BB		B SI 88 C SL 81 C SI 91 S SL 83 1-3 ① K	C CU 79 S FC 88 S FC 89 0-3 ③ K			B FF 92 B SI 93 F FF 93 B SL 81 B FF 94 4-1 10 1B 45 2B BB	3	1	0	0	2	2	2
26 Adam Lind, L (1, 3) OBP: 0.351, SLG: 0.524		C SI 86 B SI 86 F SI 90 B CH 79 X SI 89 2-2 10 1B 2 BB 45 G3-1 1B	B SI 89 F FF 91 B CH 79 X SI 89 2-1 ② F8		X FF 91 0-0 ② P5		B CH 78 F CH 79 X SI 90 1-1 ① G4-3		B FF 93 X FF 92 1-0 ① L7	5	1	1	0	0	0	3
2 Aaron Hill, R (1, 4) OBP: 0.285, SLG: 0.338		C FF 89 F FF 91 B CH 79 F CH 80 B SI 92 F FF 90 B SI 90 B FF 90 4-2 45 G3-1 10 1B 11 1B 1-2 BB	X FF 91 0-0 ③ F9		B SL 82 C SI 90 F CH 81 F SI 92 B SL 84 B SI 91 X FF 90 3-2 ③ L7		C SI 90 X CU 78 0-1 ② G6-3		C FF 93 X FF 93 0-1 ② F8	4	1	0	0	1	0	3
10 Edwin Encarnación, R (1, 10) OBP: 0.287, SLG: 0.412		X SL 84 0-0 45 G3-1 11 1B 1-2 2-3 1B		B FF 89 S SI 89 X FC 87 1-1 45 F9 11 1B 2B		B CH 78 B FF 89 X SI 91 2-0 45 HR 1B		X CU 77 0-0 ③ F7		X FF 93 0-0 1-2 45 2B 1B	5	4	4	0	0	0	0
45 Travis Snider, L (1, 7) OBP: 0.300, SLG: 0.367		X SI 91 0-0 ① G3-1 1-2 2-3 3-H		X SI 88 0-0 ① F9 2-3		F SI 86 B SL 81 X SI 92 1-1 1-H HR		B SL 82 F SI 94 B SI 94 F SI 94 F SI 94 X SL 86 2-2 11 2B 1B	B SI 92 C SL 82 X FF 93 1-1 1-H 2-H 2B	5	2	3	5	0	0	3
9 J.P. Arencibia, R (1, 2) OBP: 0.280, SLG: 0.424		B FF 91 B FF 91 C SI 92 F CH 79 T SL 86 2-2 ② K		X SI 90 0-0 ② G5-3		C SI 91 F SL 83 X SL 83 0-2 11 FC5-4 1B		F FF 95 X SI 94 0-1 ① P3	C SL 80 S FF 92 S SL 82 0-3 ③ K	5	0	1	0	0	2	5
11 Rajai Davis, R (1, 8) OBP: 0.268, SLG: 0.365		L FC 90 X SL 85 0-1 5 CS 2-H 3-H 1B		B FF 89 X SI 91 1-0 5 2B 3-H 1B		B SI 90 F SL 83 S SL 84 X SL 84 1-2 ① FC5-4 14 S 5 S 14 E 1-2f		D SL 86 C SI 94 X SI 94 1-1 1-H 2B		4	2	3	4	0	0	1
Inning Stats	R: 0 E: 0 K: 0 S: 6 H: 1 LOB: 0 BB: 0 P: 9	R: 3 E: 0 K: 1 S: 15 H: 3 LOB: 0 BB: 1 P: 23	R: 0 E: 0 K: 0 S: 12 H: 1 LOB: 2 BB: 1 P: 20	R: 2 E: 0 K: 0 S: 7 H: 3 LOB: 1 BB: 0 P: 10	R: 0 E: 0 K: 1 S: 8 H: 0 LOB: 0 BB: 0 P: 12	R: 3 E: 0 K: 1 S: 17 H: 4 LOB: 1 BB: 0 P: 24	R: 0 E: 0 K: 0 S: 5 H: 0 LOB: 0 BB: 0 P: 6	R: 1 E: 0 K: 0 S: 11 H: 2 LOB: 1 BB: 0 P: 16	R: 2 E: 0 K: 1 S: 10 H: 2 LOB: 1 BB: 1 P: 16	1B: 11 2B: 4 3B: 0 HR: 1 SF: 0 SAC: 0 DP: 1 HBP: 0						

TOP

Toronto Blue Jays @ Cleveland Indians

Progressive Field, Cleveland, OH

Fri Jul 08 2011, 7:06 PM - 10:24 PM EDT

Att. 25,835 - Clear - 78 F

livebaseballscorecards.com

AB	41
R	11
H	16
RBI	10
BB	3
SO	4
LOB	22

WP: 0	PA: 45
PB: 0	
SB: 2	
CS: 1	

PITCHER		IP	WLS	BF	H	R	ER	SO	BB	IBB	HBP	BLK	WP	HR	S	P	ERA	WHIP
51 Mitch Talbot, R ERA: 6.33	(1, 1)	5.1	L	27	11	8	8	2	2	0	0	0	0	1	57	87	13.50	2.438
37 Chad Durbin, R ERA: 6.51	(6, 1)	1.2		6	1	0	0	1	0	0	0	0	0	0	13	17	0.00	0.600
56 Frank Herrmann, R ERA: 4.18	(8, 1)	1.0		5	2	1	1	0	0	0	0	0	0	0	11	16	9.00	2.000
52 Vinnie Pestano, R ERA: 3.06	(9, 1)	1.0		6	2	2	2	1	1	0	0	0	0	0	10	16	18.00	3.000

PITCHER	IP	WLS	BF	H	R	ER	SO	BB	IBB	HBP	BLK	WP	HR	S	P	ERA	WHIP

BOTTOM

Toronto Blue Jays @ Cleveland Indians

Progressive Field, Cleveland, OH

Fri Jul 08 2011, 7:06 PM - 10:24 PM EDT

Att. 25,835 - Clear - 78 F

livebaseballscorecards.com

Batter	1	2	3	4	5	6	7	8	9	AB	R	H	RBI	BB	SO	LOB
23 Michael Brantley, L (1, 8) OBP: 0.332, SLG: 0.388	C FF 88 X FF 88 0-1 47 FC5-4 13 BB 1B	D SI 90 C SL 83 X SI 90 1-1 ② G3-1 2-3 3-H		C SI 90 C CU 76 F FF 90 X SI 91 0-2 ② G6-3		B FF 88 C FF 89 X FF 89 1-1 48 E 13 1B 1B		B SI 88 F CH 83 B SI 87 X CH 83 2-1 28 2B 13 1B 1-2 2-3 1B	B FF 90 C FF 90 X CU 74 1-1 1-H 1B	6	2	4	2	0	0	2
13 Asdrúbal Cabrera, S (1, 6) OBP: 0.348, SLG: 0.492	D SI 88 B CH 82 1 SAFE B FF 89 C FF 90 B FF 90 4-1 47 FC5-4 1-2 BB	C CH 82 X FF 89 0-1 ③ G6-3		B SI 91 F FF 89 B FF 91 B FF 89 F CH 82 B FF 89 4-2 BB		C SI 88 B FF 88 1 SAFE F SI 89 B CH 82 X FF 90 2-2 48 E 1-2 1B		X SI 87 0-0 28 2B 1-2 2-3 3-H 1B	C FF 90 C FF 90 B FF 89 S FF 91 1-3 ③ K	4	0	2	1	2	1	2
48 Travis Hafner, L (1, 10) OBP: 0.416, SLG: 0.548	B FF 89 B FF 90 S FF 89 C SL 84 X FF 90 2-2 ① L7	X FF 89 0-0 ① F8	X FF 89 0-0 ③ G3			B FF 88 C SL 83 B FF 89 B FF 88 C SL 83 X SL 83 3-2 E3 1-3 2-H		C FF 93 D CH 87 C FF 94 S FF 93 1-3 ① K		5	0	0	0	0	1	8
47 Shelley Duncan, R (1, 7) OBP: 0.274, SLG: 0.400 28 Travis Buck, L (6, PH) OBP: 0.297, SLG: 0.380 (7, 7)	B CH 84 X FF 89 1-0 ② FC5-4 1-2f 2-3	B FF 89 B FF 89 F FF 89 X FF 91 2-1 7 FC4-6 20 BB 1B	B FF 89 S SI 89 C FF 90 B FF 90 X FF 91 2-2 ① G5-3			C FF 91 B FC 92 B FC 91 F FF 92 X FF 93 2-2 ③ G6-3		B SI 94 B FF 94 X FF 94 2-0 1-3 2-H 3-H 2B		3 2	0 0	1 1	0 2	0 0	0 0	2 2
20 Orlando Cabrera, R (1, 4) OBP: 0.284, SLG: 0.336	X FF 89 0-0 ③ G4-3		B CH 82 1 SAFE B FF 88 B SI 90 C FF 90 F FF 89 F SI 91 B FF 91 4-2 7 FC4-6 1-2 BB		C SI 90 X SI 90 0-1 ② B2-3		C FC 92 X FC 91 0-1 ① P3	B SL 84 F FF 95 X FF 94 1-1 ② F9		4	0	0	0	1	0	4
7 Matt LaPorta, R (1, 3) OBP: 0.309, SLG: 0.427		X FF 88 0-0 E5 26 1B 9 1B	B FF 89 D FF 91 C CH 83 X FF 89 2-1 ② FC4-6 1-2f 2-3		X SI 90 0-0 2B		C FF 93 B FF 92 F FF 92 F FF 93 S SL 84 1-3 ② K	F SI 94 X FF 94 0-1 ③ G6-3		5	1	1	0	0	1	4
26 Austin Kearns, R (1, 9) OBP: 0.302, SLG: 0.298 24 Grady Sizemore, L (9, PH) OBP: 0.289, SLG: 0.434		C FF 88 B CH 82 F FF 88 B FF 89 X CH 82 2-2 6 SH2-4 9 1B 23 G3-1 2-3 1B	D SI 90 X CH 83 1-0 ③ F9		B FF 89 B SI 90 C FF 88 C FF 90 F FF 90 X FF 90 2-2 ③ F8		X FF 92 0-0 ③ F7		B FF 89 C FF 89 C CU 73 S FF 91 1-3 ① K	4 1	1 0	1 0	0 0	0 0	0 1	3 0
9 Jack Hannahan, L (1, 5) OBP: 0.313, SLG: 0.354		C FF 89 B SL 84 X FF 89 1-1 23 G3-1 6 SH2-4 1-2 3-H 1B		B SI 89 X CH 82 1-0 2B		C SI 87 B SI 89 B FF 87 C FF 88 F SL 83 B SL 83 X FF 90 3-2 ① F7		C SI 86 B CH 82 X SL 79 1-1 23 1B 6 1B 13 1B 1B	C FF 90 B FF 90 C FF 90 B SL 86 B FF 87 F FC 90 X FF 90 3-2 ② G6-3	5	1	3	1	0	0	0
6 Lou Marson, R (1, 2) OBP: 0.279, SLG: 0.310		B FF 88 F CH 82 X CH 82 1-1 ① SH2-4 1-2 2-3		C FF 89 B FF 89 F FF 91 X CU 78 1-2 ① P3		C CH 81 B SI 90 S CH 80 B FF 88 X CH 81 2-2 ② P4		B SI 87 F SI 87 B SL 79 F SI 87 X SI 87 2-2 13 1B 23 1B 28 2B 1-2 1B	B FC 89 C FF 90 B FF 90 X SL 84 2-1 23 DI 23 1B 1B	4	2	2	0	0	0	1
Inning Stats	R: 0 E: 0 K: 0 S: 8 H: 1 LOB: 2 BB: 1 P: 15	R: 2 E: 1 K: 0 S: 12 H: 2 LOB: 1 BB: 0 P: 17	R: 0 E: 0 K: 0 S: 9 H: 1 LOB: 2 BB: 1 P: 18	R: 0 E: 0 K: 0 S: 11 H: 1 LOB: 2 BB: 1 P: 17	R: 0 E: 0 K: 0 S: 10 H: 1 LOB: 1 BB: 0 P: 14	R: 1 E: 1 K: 0 S: 18 H: 2 LOB: 2 BB: 0 P: 31	R: 0 E: 0 K: 1 S: 7 H: 0 LOB: 0 BB: 0 P: 8	R: 3 E: 0 K: 1 S: 16 H: 5 LOB: 2 BB: 0 P: 25	R: 1 E: 0 K: 2 S: 14 H: 2 LOB: 1 BB: 0 P: 22	1B: 12 2B: 3 3B: 0 HR: 0 SF: 0 SAC: 1 DP: 0 HBP: 0						

PITCHER		IP	WLS	BF	H	R	ER	SO	BB	IBB	HBP	BLK	WP	HR	S	P	ERA	WHIP
37 Jo-Jo Reyes, L ERA: 4.57	(1, 1)	5.2	W	30	8	3	0	0	3	0	0	0	0	0	65	107	0.00	1.941
29 Octavio Dotel, R ERA: 3.51	(6, 1)	1.1		4	0	0	0	1	0	0	0	0	0	0	10	13	0.00	0.000
57 Shawn Camp, R ERA: 4.54	(8, 1)	0.0		4	4	3	3	0	0	0	0	0	0	0	8	13	∞	∞
54 Jason Frasor, R ERA: 3.25	(8, 1)	1.0	H	4	1	0	0	1	0	0	0	0	0	0	8	12	0.00	1.000
60 Jon Rauch, R ERA: 4.21	(9, 1)	1.0		5	2	1	1	2	0	0	0	0	0	0	14	22	9.00	2.000

PITCHER	IP	WLS	BF	H	R	ER	SO	BB	IBB	HBP	BLK	WP	HR	S	P	ERA	WHIP

AB	43
R	7
H	15
RBI	6
BB	3
SO	4
LOB	28

WP: 0 PA: 47
PB: 0
SB: 0
CS: 0

Toronto Blue Jays @ Cleveland Indians

Progressive Field, Cleveland, OH

Sat Jul 09 2011, 7:07 PM - 10:05 PM EDT

Att. 27,661 - Clear - 81 F

livebaseballscorecards.com

TOP

Batter	1	2	3	4	5	6	7	8	9	10	AB	R	H	RBI	BB	SO	LOB
5 Yunel Escobar, R (1, 6) OBP: 0.368, SLG: 0.441	C FF 88 B FF 88 X FC 86 1-1 G6-3 ①		B FF 86 T FF 87 B CU 73 B FC 86 F FF 88 X FF 88 3-2 F9 ①		C FF 87 B FF 87 B CU 73 B FF 88 X FF 87 3-1 F8 ①		C FF 93 X SI 90 0-1 G1-3 ①		B SI 95 S SI 94 B SI 95 B SI 92 B FF 94 4-1 BB		4	0	0	0	1	0	0
14 Eric Thames, L (1, 9) OBP: 0.346, SLG: 0.485 16 Corey Patterson, L (9, 9) OBP: 0.292, SLG: 0.392	B CH 82 B FC 88 X SI 89 2-0 26 1B 2B		C CH 80 C CU 75 B CU 77 T FF 89 1-2 K ②		S FC 86 H FC 85 1-1 26 1B 26 E HBP		B SL 82 X SI 90 1-0 G4-3 ②		D SI 95 B SI 93 S FF 94 B FF 94 F FF 94 X FF 94 3-2 G3 ③		4 0	2 0	1 0	0 0	0 0	1 0	1 0
19 José Bautista, R (1, 5) OBP: 0.468, SLG: 0.702	B SI 90 B FF 90 B CU 73 B FF 91 4-0 26 1B BB		B FC 89 X FC 85 1-0 HR		X FF 89 0-0 P2 ②		C SI 92 B FF 92 B FF 92 B SI 91 F SI 91 X SI 91 3-2 G3 ③			B FF 94 X FF 94 1-0 HR	4	2	2	2	1	0	1
26 Adam Lind, L (1, 3) OBP: 0.356, SLG: 0.525	C FC 87 F CH 82 B FF 89 B FF 87 2 SAFE X CU 75 2-2 1-3 2-H 1B		B SI 90 B FF 89 B FF 90 C FF 90 F FF 89 X FF 90 3-2 G6-3 ③		1 SAFE B FF 87 F FC 86 B FF 88 1 SAFE X CH 81 2-1 1-H E9 1B			S SL 86 X SL 87 0-1 10 FC5-4 1B		F FF 94 B FF 94 B FF 94 S FF 93 F SL 84 X FF 93 2-2 L7 ①	5	0	3	1	0	0	0
2 Aaron Hill, R (1, 4) OBP: 0.280, SLG: 0.332	F FF 90 1 SAFE F FC 86 X SI 90 0-2 P6 ②			B FC 86 X FF 88 1-0 G5-3 ① C FC 86 B F FF 88 X CU 75 1-2 L6 ②	X FC 85 0-0 G1-3 ③			1 SAFE B FF 88 X FF 89 1-0 F9 ①		B FF 94 B FF 93 B FF 93 C FF 93 X FF 93 3-1 F8 ②	5	0	0	0	0	0	4
10 Edwin Encarnación, R (1, 10) OBP: 0.283, SLG: 0.405 18 Mike McCoy, R (8, PR) OBP: 0.333, SLG: 0.306 (8, 10)	X FC 87 0-0 P4 ③			C FF 88 X FF 88 0-1 8 2B 1B		B FF 86 B CU 71 X FC 83 2-0 F8 ① C FF 85 B FF 88 B FC 86 F FF 86 X FF 88 2-2 F9 ②		B SL 86 B SL 86 1 SAFE B SL 83 C FF 89 X FF 89 3-1 FC5-4 45 S 1-2f ② T SL 85 B SL 86 C SL 85 B SL 86 X FF 87 2-2 G4-3 ③ 1-2		B FF 94 B FF 92 C FF 92 B FF 92 C FF 92 X FF 93 3-2 1B C FF 93 B FF 92 1 SAFE F FF 92 F SL 82 F SL 82 C FF 94 1-3 K ③	4 1	0 0	0 1	0 0	0 0	0 0	3 0
45 Travis Snider, L (1, 7) OBP: 0.296, SLG: 0.360		B FF 87 C FF 88 F FF 87 C CU 75 1-3 K ①							C SI 94 F SI 95 S FF 95 0-3 K ①		4	0	2	1	0	1	0
8 José Molina, R (1, 2) OBP: 0.375, SLG: 0.450		B FC 85 F FF 90 X CU 74 1-1 G5-3 ②		F FC 86 1 SAFE F FF 88 B FC 85 B FF 90 X FC 84 2-2 1-H 2B	C FF 89 B FF 89 F FF 89 B CU 76 B FF 89 X FC 86 3-2 2B				B SI 94 F SI 93 B FF 97 T SI 92 B SI 95 X FF 94 3-2 P3 ②		5	1	1	0	0	2	2
11 Rajai Davis, R (1, 8) OBP: 0.264, SLG: 0.359		B FF 89 F FC 85 X FF 88 1-1 F8 ③		C FF 88 D CU 76 X FF 88 1-1 P3 ③		L FC 85 X FF 85 0-1 L5 ③					4	0	0	0	0	0	2

Inning Stats	1	2	3	4	5	6	7	8	9	10
	R: 1 E: 0 K: 0 S: 10	R: 0 E: 0 K: 1 S: 7	R: 1 E: 0 K: 1 S: 10	R: 1 E: 0 K: 0 S: 11	R: 1 E: 1 K: 0 S: 7	R: 0 E: 0 K: 0 S: 9	R: 0 E: 0 K: 0 S: 6	R: 0 E: 0 K: 0 S: 8	R: 0 E: 0 K: 1 S: 10	R: 1 E: 0 K: 1 S: 15
	H: 2 LOB: 2 BB: 1 P: 19	H: 0 LOB: 0 BB: 0 P: 10	H: 1 LOB: 0 BB: 0 P: 18	H: 2 LOB: 1 BB: 0 P: 16	H: 1 LOB: 1 BB: 0 P: 13	H: 1 LOB: 1 BB: 0 P: 16	H: 0 LOB: 0 BB: 0 P: 10	H: 1 LOB: 2 BB: 0 P: 14	H: 0 LOB: 1 BB: 1 P: 20	H: 2 LOB: 1 BB: 0 P: 25

AB	40
R	5
H	10
RBI	4
BB	2
SO	4
LOB	13

1B: 5 SF: 0
2B: 3 SAC: 0
3B: 0 DP: 0
HR: 2 HBP: 1

WP: 0 PA: 43
PB: 0
SB: 1
CS: 0

PITCHER	IP	WLS	BF	H	R	ER	SO	BB	IBB	HBP	BLK	WP	HR	S	P	ERA	WHIP
43 Josh Tomlin, R (1, 1) ERA: 3.81	6.0		27	7	4	3	2	1	0	1	0	0	1	54	92	4.50	1.333
38 Joe Smith, R (7, 1) ERA: 0.88	1.0		3	0	0	0	0	0	0	0	0	0	0	6	10	0.00	0.000
53 Rafael Perez, L (8, 1) ERA: 1.47	1.0		4	1	0	0	0	0	0	0	0	0	0	8	14	0.00	1.000
63 Justin Masterson, R (9, 1) ERA: 2.64	1.0		4	0	0	0	1	1	0	0	0	0	0	10	20	0.00	1.000
54 Chris Perez, R (10, 1) ERA: 2.43	1.0	L	5	2	1	1	1	0	0	0	0	0	1	15	25	9.00	2.000

PITCHER	IP	WLS	BF	H	R	ER	SO	BB	IBB	HBP	BLK	WP	HR	S	P	ERA	WHIP

Batter	1	2	3	4	5	6	7	8	9	10	AB	R	H	RBI	BB	SO	LOB
23 Michael Brantley, L (1, 7) OBP: 0.328, SLG: 0.383	C SI 92 C FF 93 B FF 94 F FF 95 B FF 96 C FF 96 2-3 K ①	B FF 95 B FF 94 X FF 95 2-0 G3 ②	B FF 93 X FF 96 1-0 L8 ③		B FF 94 X FF 95 1-0 F9 ②		B SI 86 B CH 81 B SI 86 C SI 86 F CH 82 X SI 88 3-2 F7 ③	5	0	0	0	0	1	0
13 Asdrúbal Cabrera, S (1, 6) OBP: 0.347, SLG: 0.489	F SI 93 B FF 95 X FF 94 1-1 G3-1 ②	X FF 95 0-0 P6 ③		B KC 78 F FF 92 X FF 95 1-1 24 WP 41 G4-3 1B	B SL 89 B FF 96 X SL 88 2-0 G4-3 ③			4	0	1	0	0	0	0
48 Travis Hafner, L (1, 10) OBP: 0.412, SLG: 0.541 26 Austin Kearns, R (9, PR) OBP: 0.302, SLG: 0.298 (10, 10)	C SI 93 B FS 86 X FS 86 1-1 L4 ③			C FF 94 S SI 89 S SL 90 0-3 K ①		B FF 93 C FS 87 1 SAFE B FF 94 B FF 90 C FF 93 S SL 89 3-3 K ①			B SL 85 S CH 84 X CU 73 1-1 24 G1-3 41 G1-3-1 28 2B 1B		4 0	0 1	1 0	0 0	0 0	2 0	1 0
41 Carlos Santana, S (1, 2) OBP: 0.357, SLG: 0.415		B FF 93 B FF 93 C FF 93 C FS 88 B FF 97 B FF 95 4-2 28 F7 24 1B 7 SF9 BB		T FF 97 B FF 96 B SL 88 B SI 91 F FF 96 F FF 97 B FF 97 4-2 24 HR BB		S SL 88 B SI 95 B SI 95 1 SAFE B SL 88 F FF 94 X SL 87 3-2 G4-3 ② 1-2			B FF 89 B FF 89 C FF 90 X CH 82 2-1 G1-3-1 ① 1-2		2	2	0	0	2	0	2
24 Grady Sizemore, L (1, 8) OBP: 0.293, SLG: 0.449		C FF 95 B FF 96 B FF 94 1 SAFE B FS 88 F FF 95 X FF 97 3-2 1-2 1B		B FS 88 X FF 95 1-0 1-H HR		B SL 87 C KC 82 S SL 89 S SL 91 1-3 K ③ 2-3			B SL 85 X CH 83 1-0 G1-3 ② 2-3		4	1	2	2	0	1	3
28 Travis Buck, L (1, 9) OBP: 0.295, SLG: 0.384		B FF 93 B FF 94 F SI 95 F FF 97 X FF 98 2-2 F7 ① 2-3		F FF 94 X KC 82 0-1 G5-3 ②		C FS 86 B FF 94 F SL 86 F SL 89 X SL 88 1-2 G1-3 ①			C FF 91 C FF 90 B FF 91 F FF 91 F FF 89 B CH 85 F CH 85 F FF 90 F SL 85 2-2 F SL 87 X SL 83 3-H 2B		4	0	1	1	0	0	2
7 Matt LaPorta, R (1, 3) OBP: 0.304, SLG: 0.421		B FF 96 X FF 96 1-0 SF9 ② 3-H		C FF 95 B SI 95 X SL 88 1-1 G5-3 ③		F FF 96 F FF 95 B SI 97 F SL 88 S SL 89 1-3 K ②			X FF 90 0-0 G5-3 ③		3	0	0	1	0	1	2
1 Luis Valbuena, L (1, 4)		C FF 93 F FF 94 B SL 90 S SL 90 1-3 K ③			B FF 93 F FF 94 X KC 80 1-1 L6 ①	F FF 92 F FF 95 S SL 89 0-3 K ③				B SI 87 B SI 86 F SI 86 X SI 87 2-1 P6 ①	4	0	0	0	0	2	1
9 Jack Hannahan, L (1, 5) OBP: 0.309, SLG: 0.348			C FF 94 X FF 94 0-1 G4-3 ①		C KC 79 B FS 88 S SL 88 C FF 95 1-3 K ②			B FF 92 T FF 93 B SL 87 F FF 95 X SL 88 2-2 G6-3 ①		X CH 82 0-0 G3-1 ②	4	0	0	0	0	1	0
Inning Stats	R: 0 H: 0 E: 0 LOB: 0 K: 1 BB: 0 S: 8 P: 12	R: 1 H: 1 E: 0 LOB: 1 K: 1 BB: 1 S: 12 P: 23	R: 0 H: 0 E: 0 LOB: 0 K: 0 BB: 0 S: 4 P: 6	R: 2 H: 1 E: 0 LOB: 0 K: 1 BB: 1 S: 11 P: 17	R: 0 H: 0 E: 0 LOB: 0 K: 1 BB: 0 S: 6 P: 9	R: 0 H: 1 E: 0 LOB: 1 K: 2 BB: 0 S: 11 P: 19	R: 0 H: 0 E: 0 LOB: 0 K: 2 BB: 0 S: 11 P: 13	R: 0 H: 0 E: 0 LOB: 0 K: 0 BB: 0 S: 5 P: 10	R: 1 H: 2 E: 0 LOB: 2 K: 0 BB: 0 S: 15 P: 21	R: 0 H: 0 E: 0 LOB: 0 K: 0 BB: 0 S: 6 P: 11	1B: 3 2B: 1 3B: 0 HR: 1	SF: 1 SAC: 0 DP: 0 HBP: 0	WP: 1 PB: 0 SB: 0 CS: 0	PA: 37			

PITCHER	IP	WLS	BF	H	R	ER	SO	BB	IBB	HBP	BLK	WP	HR	S	P	ERA	WHIP
23 Brandon Morrow, R (1, 1) ERA: 4.6	8.0		29	3	3	3	8	2	0	0	0	1	1	68	109	3.38	0.625
60 Jon Rauch, R (9, 1) ERA: 4.34	1.0	W	5	2	1	1	0	0	0	0	0	0	0	15	21	9.00	2.000
57 Shawn Camp, R (10, 1) ERA: 4.42	1.0	S	3	0	0	0	0	0	0	0	0	0	0	6	11	0.00	0.000

PITCHER	IP	WLS	BF	H	R	ER	SO	BB	IBB	HBP	BLK	WP	HR	S	P	ERA	WHIP

BOTTOM

Toronto Blue Jays @ Cleveland Indians

Progressive Field, Cleveland, OH

Sat Jul 09 2011, 7:07 PM - 10:05 PM EDT

Att. 27,661 - Clear - 81 F

livebaseballscorecards.com

AB	34
R	4
H	5
RBI	4
BB	2
SO	8
LOB	11

Batter	1	2	3	4	5	6	7	8	9	AB	R	H	RBI	BB	SO	LOB
5 Yunel Escobar, R (1, 6) OBP: 0.365, SLG: 0.438	F SI 92 C SL 84 S SL 83 0-3 ① K		C CH 85 B SI 91 C SI 92 B CU 81 F SI 94 F SL 85 X FF 94 2-2 14 HR 1B	B SI 93 C SI 92 C SL 85 B SI 93 X SI 94 2-2 ① G6-3		B SL 85 1 SAFE B SL 85 C FF 89 1 SAFE C SL 85 C SL 86 2-3 ② K 1-2		C SL 83 C SL 82 S FF 94 0-3 ② K		5	1	1	0	0	3	1
14 Eric Thames, L (1, 10) OBP: 0.357, SLG: 0.519	C SL 82 X SI 92 0-1 1B		B CH 86 X CH 86 1-0 1-H HR	B SI 93 F SI 93 F SI 92 B SI 92 F SL 84 B SI 93 X SI 91 3-2 ② P6		B SL 84 X SL 85 1-0 19 2B 1B 2-3		F SI 93 S FF 93 S FF 93 0-3 ③ K		5	2	3	2	0	1	0
19 José Bautista, R (1, 5) OBP: 0.468, SLG: 0.702 6 John McDonald, R (6, 5) OBP: 0.262, SLG: 0.305	C SI 93 B SI 93 S CH 84 D SL 85 X SI 92 2-2 ② P3		B SI 92 C CU 80 B FF 92 S SL 83 B SL 83 X FF 93 3-2 2 G3-1 9 1B 26 G5-3 1B	F SI 94 B SI 93 X SI 93 1-1 ③ L7		B SL 87 X FF 90 1-0 26 WP 2B 1-H 3-H			F FF 89 X FF 91 0-1 ① F7	4 1	1 0	2 0	2 0	0 0	0 0	1 0
26 Adam Lind, L (1, 3) OBP: 0.349, SLG: 0.515	C SI 91 X CH 86 0-1 ③ F8		F SI 91 F SI 91 F SL 84 B SI 93 X SI 92 1-2 ① G5-3 1-2		F SL 81 X SI 93 0-1 ① F7	B FF 85 X FF 90 1-0 ③ G1 2-3			F FF 90 B SL 81 S FF 92 F FF 93 S SL 82 1-3 ② K	5	0	0	0	0	1	3
2 Aaron Hill, R (1, 4) OBP: 0.279, SLG: 0.328		B FF 91 B CH 84 B FF 91 C SI 90 S SI 91 F FF 93 B CU 82 4-2 9 1B BB	C SI 92 X SI 93 0-1 ② G3-1 2-3		B SL 79 F FF 94 C SI 94 X SL 85 1-2 ② L4		C SL 89 C SL 81 B SL 82 X SI 90 1-2 ① G6-3		B FF 92 B FF 91 B FF 91 C FF 91 F FF 91 F FF 92 S FF 92 3-3 ③ K	4	0	0	0	1	1	1
45 Travis Snider, L (1, 7) OBP: 0.302, SLG: 0.368		B FF 92 F CH 86 1 SAFE F CH 84 S CU 81 1-3 ① K	B CH 86 B SI 91 B SI 91 C SI 91 S CH 84 F SI 91 B SI 92 4-2 16 WP 9 1B 16 2B BB		F SI 93 S SI 94 B SI 93 X SI 93 1-2 2B		C SL 83 F SI 92 C SI 91 0-3 ② K		3	1	1	0	1	2	1
9 J.P. Arencibia, R (1, 2) OBP: 0.287, SLG: 0.427		1 SAFE C SI 89 X CU 80 0-1 1-2 1B	X FF 90 0-0 1-2 16 WP 16 2B 1B 3-H		C SI 94 F SI 93 B FF 94 S SI 95 1-3 ③ K		B SI 91 B SI 90 S SI 89 B SI 90 F SI 90 B SI 90 4-2 BB			3	1	2	1	1	1	1
16 Corey Patterson, L (1, 9) OBP: 0.292, SLG: 0.393		S CH 86 F CH 85 B SL 83 B CU 81 F FF 92 S CH 88 2-3 ② K	B SI 91 B CH 83 F SI 90 X SI 90 2-1 1-H 2-H 2B			B SL 86 S SL 84 S SL 86 S FF 86 1-3 ① K	B SI 91 B SL 82 F SI 91 X SI 90 2-1 ③ F7			4	0	1	2	0	2	3
11 Rajai Davis, R (1, 8) OBP: 0.264, SLG: 0.357		S SL 83 B SL 83 B SL 82 C SI 92 B SL 84 S SL 83 3-3 ③ K	X CU 81 0-0 ③ G1-3			B SL 84 X SL 84 1-0 14 1B 5 BLK 19 2B 1B		C FF 92 S FF 94 F FF 93 S FF 94 0-3 ① K		4	1	1	0	0	2	3
Inning Stats	R: 0 E: 0 K: 1 S: 10 H: 1 LOB: 1 BB: 0 P: 12	R: 0 E: 0 K: 3 S: 15 H: 1 LOB: 2 BB: 1 P: 25	R: 5 E: 0 K: 0 S: 22 H: 5 LOB: 1 BB: 1 P: 35	R: 0 E: 0 K: 0 S: 9 H: 0 LOB: 0 BB: 0 P: 15	R: 0 E: 0 K: 1 S: 11 H: 1 LOB: 1 BB: 0 P: 14	R: 2 E: 0 K: 2 S: 10 H: 3 LOB: 1 BB: 0 P: 17	R: 0 E: 0 K: 1 S: 10 H: 0 LOB: 1 BB: 1 P: 17	R: 0 E: 0 K: 3 S: 10 H: 0 LOB: 0 BB: 0 P: 10	R: 0 E: 0 K: 2 S: 10 H: 0 LOB: 0 BB: 0 P: 14	1B: 7 2B: 3 3B: 0 HR: 1 SF: 0 SAC: 0 DP: 0 HBP: 0						

PITCHER		IP	WLS	BF	H	R	ER	SO	BB	IBB	HBP	BLK	WP	HR	S	P	ERA	WHIP
59 Carlos Carrasco, R ERA: 4.28	(1, 1)	3.0	L	18	7	5	5	4	2	0	0	0	1	1	47	72	15.00	3.000
56 Frank Herrmann, R ERA: 3.9	(4, 1)	2.0		7	1	0	0	1	0	0	0	0	0	0	20	29	0.00	0.500
53 Rafael Perez, L ERA: 1.91	(6, 1)	1.0		6	3	2	2	2	0	0	0	1	1	0	10	17	18.00	3.000
38 Joe Smith, R ERA: 0.85	(7, 1)	1.0		4	0	0	0	1	1	0	0	0	0	0	10	17	0.00	1.000
52 Vinnie Pestano, R ERA: 2.97	(8, 1)	1.0		3	0	0	0	3	0	0	0	0	0	0	10	10	0.00	0.000

PITCHER		IP	WLS	BF	H	R	ER	SO	BB	IBB	HBP	BLK	WP	HR	S	P	ERA	WHIP
49 Tony Sipp, L ERA: 2.72	(9, 1)	1.0		3	0	0	0	2	0	0	0	0	0	0	10	14	0.00	0.000

TOP

Toronto Blue Jays @ Cleveland Indians

Progressive Field, Cleveland, OH

Sun Jul 10 2011, 1:07 PM - 4:11 PM EDT

Att. 21,148 - Sunny - 85 F

livebaseballscorecards.com

AB	38
R	7
H	11
RBI	7
BB	3
SO	13
LOB	14

WP: 2 PB: 0 SB: 0 CS: 0 PA: 41

Batter	1	2	3	4	5	6	7	8	9	AB	R	H	RBI	BB	SO	LOB
23 Michael Brantley, L (1, 7) OBP: 0.329, SLG: 0.381	C FF 87 B SI 89 B FF 89 B FF 90 B FF 91 4-1 41 1B 48 BB BB	C FF 89 C FF 89 F FF 91 C SL 82 0-3 ③ K	B FF 90 S CH 84 X SI 90 1-1 ③ L6	B FF 88 D SL 84 F SI 89 C SI 89 B FF 90 X SI 90 3-2 ③ G6-3		C SI 92 B FF 93 X FF 93 1-1 41 BB 1B	4	0	1	0	1	1	5
20 Orlando Cabrera, R (1, 6) OBP: 0.279, SLG: 0.330	C FF 89 B CH 81 X FF 88 1-1 ① B1	C FF 87 B SL 82 S CH 79 F FF 89 X CH 81 1-2 ① F7	C CU 76 F SL 81 F FF 90 F SL 80 B FF 89 B SI 89 F SL 83 F SL 81 B FF 89 3-3 ① F CH 82 S CH 84 K	X SI 94 0-0 ① G6-3	B FF 93 C FF 94 B FF 93 F SI 93 F FF 92 F SI 94 X FF 93 2-2 ① F9	5	0	0	0	0	1	2
48 Travis Hafner, L (1, 10) OBP: 0.406, SLG: 0.528	B FF 88 S SL 84 B SL 83 B FF 90 B CH 82 4-1 41 1B 1-2 BB	C CH 82 B FF 90 B SL 82 X SI 90 2-1 ② P6	C SI 90 X FF 90 0-1 ② G6-3	C FF 93 B CH 85 C SL 82 S SL 82 1-3 ② K	B FF 93 B FF 94 C FF 93 C FF 94 S CH 86 2-3 ② K	4	0	0	0	1	2	1
41 Carlos Santana, S (1, 3) OBP: 0.363, SLG: 0.418	X SI 89 0-0 1-2 2-3 1B	C CH 83 C CH 83 F FF 90 F CH 84 X CH 82 0-2 1B	C SL 80 B SL 83 C SI 90 F SL 84 C SL 83 1-3 ③ K	B SI 93 B SI 95 F FF 95 B CH 84 B SI 95 4-1 24 1B BB	C FF 93 B FF 93 D CH 88 B FF 93 B FF 92 4-1 1-2 BB	3	0	2	0	2	1	0
24 Grady Sizemore, L (1, 8) OBP: 0.295, SLG: 0.448	C FF 90 B FF 91 X FF 90 1-1 ② F5	C CU 78 X FF 90 0-1 ③ F9	C SI 85 B CU 79 S CH 80 B SL 80 B SI 88 X SL 82 3-2 26 1B 9 1B 1B	B SI 93 F FF 94 X FF 94 1-1 26 FC6-4 1-2 1B	C FF 93 F FF 93 B FF 93 X FF 93 1-2 ③ G4-3	5	1	2	0	0	0	6
26 Austin Kearns, R (1, 9) OBP: 0.301, SLG: 0.297	B CH 83 X FF 90 1-0 ③ G4-3	C FF 86 B SL 83 F SL 82 F FF 89 B FF 90 S CH 82 2-3 ① K	B CH 79 X FF 88 1-0 9 1B 1-2 1B	F CH 82 B SI 93 X SI 94 1-1 ③ FC6-4 1-2f		4	0	1	0	0	1	5
6 Lou Marson, R (1, 2) OBP: 0.286, SLG: 0.319		C SI 85 S FF 88 S SL 82 0-3 ① K	X CH 82 0-0 1 1B 2B	X FF 88 0-0 ① F4	C FF 92 B FF 94 B CH 83 B SI 94 F SI 94 B SI 94 4-2 9 G6-3 BB	3	0	1	0	1	1	2
1 Luis Valbuena, L (1, 4) OBP: 0.125, SLG: 0.125		B FF 89 F CH 83 X SL 83 1-1 ② B2-3	X CH 82 0-0 2-3 1B	C FF 88 X SL 82 0-1 ② F9	C SI 92 S SI 92 S SL 83 0-3 ① K	4	0	1	0	0	1	3
9 Jack Hannahan, L (1, 5) OBP: 0.312, SLG: 0.348		B FF 88 C FF 89 B FF 90 B SL 83 B SI 91 4-1 BB	C FF 89 B SI 91 F SI 90 S SL 80 1-3 ② K	F SI 88 B FF 89 C SL 82 X CH 82 1-2 2-H 1B	C FF 94 B SL 82 B SL 84 C SI 93 F SI 93 F SI 94 F FF 94 B SI 94 X SI 93 3-2 ②③ G6-3 1-2f	3	0	1	1	1	1	3
Inning Stats	R: 0 E: 0 K: 0 S: 8 H: 1 LOB: 3 BB: 2 P: 19	R: 0 E: 0 K: 2 S: 10 H: 0 LOB: 1 BB: 1 P: 15	R: 0 E: 0 K: 0 S: 13 H: 1 LOB: 1 BB: 0 P: 16	R: 0 E: 0 K: 2 S: 11 H: 2 LOB: 2 BB: 0 P: 15	R: 0 E: 0 K: 2 S: 14 H: 0 LOB: 0 BB: 0 P: 18	R: 1 E: 0 K: 0 S: 13 H: 3 LOB: 2 BB: 0 P: 21	R: 0 E: 0 K: 1 S: 9 H: 1 LOB: 2 BB: 1 P: 16	R: 0 E: 0 K: 1 S: 11 H: 0 LOB: 0 BB: 1 P: 18	R: 0 E: 0 K: 1 S: 14 H: 1 LOB: 2 BB: 1 P: 24	1B: 8 2B: 1 3B: 0 HR: 0 SF: 0 SAC: 0 DP: 1 HBP: 0						

BOTTOM

Toronto Blue Jays @ Cleveland Indians

Progressive Field, Cleveland, OH

Sun Jul 10 2011, 1:07 PM - 4:11 PM EDT

Att. 21,148 - Sunny - 85 F

livebaseballscorecards.com

AB	35
R	1
H	9
RBI	1
BB	6
SO	9
LOB	27

WP: 0 PB: 0 SB: 0 CS: 0 PA: 41

PITCHER		IP	WLS	BF	H	R	ER	SO	BB	IBB	HBP	BLK	WP	HR	S	P	ERA	WHIP
27 Brett Cecil, L ERA: 5.44	(1, 1)	6.0	W	28	7	1	1	6	3	0	0	0	0	0	69	104	1.50	1.667
47 Luis Perez, L ERA: 3.69	(7, 1)	2.0		8	1	0	0	2	2	0	0	0	0	0	20	34	0.00	1.500
54 Jason Frasor, R ERA: 3.16	(9, 1)	1.0		5	1	0	0	1	1	0	0	0	0	0	14	24	0.00	2.000

PITCHER	IP	WLS	BF	H	R	ER	SO	BB	IBB	HBP	BLK	WP	HR	S	P	ERA	WHIP

Cleveland Indians @ Baltimore Orioles

Oriole Park at Camden Yards, Baltimore, MD

Thu Jul 14 2011, 7:07 PM - 10:01 PM EDT

Att. 22,780 - Partly Cloudy - 83 F

livebaseballscorecards.com

Batter	1	2	3	4	5	6	7	8	9	AB	R	H	RBI	BB	SO	LOB
23 Michael Brantley, L (1, 7) OBP: 0.330, SLG: 0.384	B FF 92 C FF 91 X SI 92 1-1 ① F7		C SI 92 B SL 83 B SI 93 B SI 92 F SI 92 F FF 94 X FF 95 3-2 13 G3-1 41 2B 2B		F SI 92 B CU 72 C FF 94 S SL 84 1-3 ① K	D CU 75 S SI 89 C FF 88 D CU 75 B FF 88 X CU 76 3-2 13 1B 48 1B 1-3 2-H 1B		C FF 92 F FF 93 B FF 93 B SL 86 S SL 85 2-3 ③ K		5	2	2	1	0	2	0
13 Asdrúbal Cabrera, S (1, 6) OBP: 0.348, SLG: 0.496	F SI 92 X FF 94 0-1 HR		B SI 93 F FF 94 B CH 84 X CH 86 2-1 ① G3-1 2-3		B CH 84 F SI 94 B CU 73 C SI 94 F SL 85 B FF 94 F SL 83 F SL 84 C SI 95 3-3 ② K	C SL 82 B CH 84 F FF 92 1 SAFE D SL 84 X SL 84 2-2 48 1B 1-2 3-H 1B			C CU 80 F FF 92 X FC 87 0-2 ① G1-3	5	1	2	2	0	1	1
48 Travis Hafner, L (1, 10) OBP: 0.422, SLG: 0.533 1 Luis Valbuena, L (9, PR) OBP: 0.125, SLG: 0.125 (9, 10)	B FF 93 C SI 94 B CH 86 B FF 88 B SI 94 4-1 41 HR BB		H FF 93 1-0 41 2B HBP		B SI 95 F FF 94 B CH 86 S SL 86 B CU 73 B SI 95 4-2 BB	C FF 93 X CH 85 0-1 1-2 2-H 1B			B FS 84 C FC 89 C FF 92 B FF 91 B FC 89 X FC 89 3-2 24 1B 1B	2 0	1 0	2 0	1 0	2 0	0 0	0 0
41 Carlos Santana, S (1, 2) OBP: 0.364, SLG: 0.432	X SI 92 0-0 1-H HR		C SI 93 B SL 81 X SI 94 1-1 1-3 3-H 2B		B CU 72 C SI 93 F SL 83 X SL 85 1-2 ③ F9	C FF 92 F SL 85 T SL 84 0-2 ③ K			B CU 79 C CU 79 F SI 91 T FF 91 1-2 ② K	5	1	2	3	0	2	4
24 Grady Sizemore, L (1, 8) OBP: 0.301, SLG: 0.446	B FF 93 B CH 84 X SI 93 2-0 ② G3-1		B CU 73 B FF 92 I IN 82 I IN 84 4-0 20 G6-4-3 IBB			B SI 93 B CH 85 B SI 93 C SI 92 F SI 93 F SI 94 B FF 94 4-2 20 1B 28 SF9 BB	B SI 91 C FF 92 B FF 94 C FF 93 S SL 86 2-3 ① K		B FF 92 F CU 80 B FC 89 D FS 84 X FC 89 3-1 20 FC6-4 1-3 1B	3	1	1	0	2	1	0
20 Orlando Cabrera, R (1, 4) OBP: 0.278, SLG: 0.328	B SI 93 B SI 93 B FF 93 C SI 93 X FF 92 3-1 ③ G1-3		S SI 95 D SL 85 F SI 94 B FF 95 D SL 85 X SI 95 3-2 ② ③ G6-4-3 1-2f			F SL 83 1 SAFE 1 SAFE B SI 92 B SL 81 F SI 93 F SI 93 X SI 93 2-2 23 S 7 1B 23 1B 1-3 1B	C SL 85 S SL 85 B SL 86 F SL 84 F FF 95 B FF 94 X SL 85 2-2 ② G5-3		F FF 93 X FF 93 0-1 ③ FC6-4 1-2f	5	1	1	0	0	0	5
28 Travis Buck, L (1, 9) OBP: 0.287, SLG: 0.375 12 Ezequiel Carrera, L (8, 9) OBP: 0.250, SLG: 0.250		B FF 93 X FF 93 1-0 ① P2		C CU 72 B FF 92 B CH 85 F SI 93 F SI 95 F SL 86 F SL 85 B SI 95 X SI 95 3-2 ① F8		1 SAFE B CU 73 C FF 87 X CU 73 1-1 ① SF9 3-H	C FC 93 B SL 84 F SI 93 S SL 84 1-3 ③ K			3 0	0 0	0 0	1 0	0 0	1 0	0 0
7 Matt LaPorta, R (1, 3) OBP: 0.303, SLG: 0.417		B FF 94 S SI 94 S FF 94 X SI 95 1-2 ② G6-3		X SI 94 0-0 ② G6-3		1 SAFE F FF 86 X FF 88 0-1 23 1B 13 1B 1-2 1B		C FF 89 B FF 91 S SL 81 B FF 92 B SL 83 X SL 82 3-2 ① F7		4	1	1	0	0	0	0
8 Lonnie Chisenhall, L (1, 5) OBP: 0.286, SLG: 0.424 9 Jack Hannahan, L (7, 5) OBP: 0.310, SLG: 0.346		B FF 94 B FF 93 F FF 94 X SI 92 2-1 ③ F7		C SI 94 S CU 73 X SI 93 0-2 ③ P6		C CU 74 B FF 87 F FF 87 D CU 74 F SI 88 C FF 88 2-3 ② K		C SL 81 B FF 91 B CH 86 X FF 92 2-1 ② G1-3		3 1	0 0	0 0	0 0	0 0	1 0	2 0
Inning Stats	R: 3 E: 0 K: 0 S: 9 H: 2 LOB: 0 BB: 1 P: 19	R: 0 E: 0 K: 0 S: 6 H: 0 LOB: 0 BB: 0 P: 10	R: 1 E: 0 K: 0 S: 11 H: 2 LOB: 2 BB: 1 P: 25	R: 0 E: 0 K: 0 S: 10 H: 0 LOB: 0 BB: 0 P: 13	R: 0 E: 0 K: 2 S: 14 H: 0 LOB: 1 BB: 1 P: 23	R: 4 E: 0 K: 2 S: 26 H: 5 LOB: 2 BB: 1 P: 40	R: 0 E: 0 K: 2 S: 11 H: 0 LOB: 0 BB: 0 P: 16	R: 0 E: 0 K: 1 S: 8 H: 0 LOB: 0 BB: 0 P: 15	R: 0 E: 0 K: 1 S: 13 H: 2 LOB: 2 BB: 0 P: 20	1B: 7 2B: 2 3B: 0 HR: 2 SF: 1 SAC: 0 DP: 1 HBP: 1						

TOP

AB	36
R	8
H	11
RBI	8
BB	4
SO	8
LOB	12

WP: 0 PB: 0 SB: 1 CS: 0 PA: 42

PITCHER		IP	WLS	BF	H	R	ER	SO	BB	IBB	HBP	BLK	WP	HR	S	P	ERA	WHIP
46 Jeremy Guthrie, R ERA: 4.45	(1, 1)	5.0	L	24	5	6	6	2	3	1	1	0	0	2	57	103	10.80	1.600
31 Mark Hendrickson, L ERA: 9.0	(6, 1)	0.2		4	2	0	0	1	0	0	0	0	0	0	11	17	0.00	3.000
49 Jason Berken, R ERA: 5.58	(6, 1)	1.1		6	2	2	2	3	0	0	0	0	0	0	19	26	13.50	1.500
51 Michael Gonzalez, L ERA: 5.29	(8, 1)	1.0		3	0	0	0	1	0	0	0	0	0	0	8	15	0.00	0.000
63 Kevin Gregg, R ERA: 3.31	(9, 1)	1.0		5	2	0	0	1	0	0	0	0	0	0	13	20	0.00	2.000

PITCHER	IP	WLS	BF	H	R	ER	SO	BB	IBB	HBP	BLK	WP	HR	S	P	ERA	WHIP

BOTTOM

Cleveland Indians @ Baltimore Orioles

Oriole Park at Camden Yards, Baltimore, MD

Thu Jul 14 2011, 7:07 PM - 10:01 PM EDT

Att. 22,780 - Partly Cloudy - 83 F

livebaseballscorecards.com

Batter	1	2	3	4	5	6	7	8	9	AB	R	H	RBI	BB	SO	LOB
2 J.J. Hardy, R (1, 6) OBP: 0.336, SLG: 0.496	C FF 93 F FF 93 B FF 94 B SL 84 B SI 93 X FF 94 3-2 ① F7		C SI 93 F SL 84 S SL 86 0-3 ② K		X SI 89 0-0 1-3 2B		C FF 89 B SI 90 F FF 90 X SL 81 1-2 ① F8		C FF 92 C CH 82 B FF 93 B FF 93 F FF 93 F FF 92 S FF 93 2-3 ③ K	5	0	1	0	0	2	2
21 Nick Markakis, L (1, 9) OBP: 0.341, SLG: 0.378	B SI 93 B SI 93 C FF 94 F FF 92 F FF 95 X FF 94 2-2 ② F8		B SL 83 C SI 93 X FF 94 1-1 1-H 2-H 1B		X SL 81 0-0 ② P4		B FF 90 B FF 90 B SI 88 B FF 89 4-0 BB			3	0	1	2	1	0	2
10 Adam Jones, R (1, 8) OBP: 0.324, SLG: 0.452	F FF 94 B SL 83 S FF 95 X SL 86 1-2 ③ P4		B SL 84 F FF 92 B SL 84 S FF 94 F FF 94 1 SAFE B SL 82 X SI 93 3-2 ③ G6-3		C SL 85 B SL 86 S SI 92 B SL 84 S SL 85 2-3 ③ K		C SI 88 X SL 81 0-1 ② P4			4	0	0	0	0	1	4
32 Matt Wieters, S (1, 10) OBP: 0.321, SLG: 0.407		C FF 92 F FF 93 B FF 96 X FF 95 1-2 ① F8		F SI 92 B FF 94 X CH 85 1-1 ① F8		C SI 90 F FF 91 X FF 93 0-2 25 2B 2B	C SL 80 B SL 82 B FF 90 F SI 88 B SL 81 X SI 89 3-2 ③ G1-3			4	1	1	0	0	0	1
25 Derrek Lee, R (1, 3) OBP: 0.293, SLG: 0.374		B SI 91 B SL 83 C FF 94 F SI 92 F FF 96 S SL 85 2-3 ② K		B SL 81 X SI 93 1-0 ② G6-3		X SI 92 0-0 2-H 28 1B 2B		B FF 92 X FF 94 1-0 ① F9		4	1	1	1	0	1	0
18 Felix Pie, L (1, 7) OBP: 0.248, SLG: 0.280		C FF 94 B SI 94 B FF 93 X FF 94 2-1 ③ G3		B SI 92 F FF 93 F FF 93 B FF 94 X FF 94 2-2 2B		C SL 82 B SI 93 F SL 83 S SL 85 1-3 ① K		C FF 92 C SL 80 B FF 92 T FF 92 1-2 ② K		4	0	1	0	0	2	1
12 Mark Reynolds, R (1, 5) OBP: 0.342, SLG: 0.486			B FF 92 X SL 80 1-0 ① P3 F FF 93 C SI 94 B FF 94 C SI 93 1-3 ③ K			B SL 83 S SI 94 S SI 91 D SL 86 F SI 91 S FF 94 2-3 ② K		S FF 93 S FF 94 B FF 93 S FF 92 1-3 ③ K		4	0	0	0	0	3	2
28 Blake Davis, L (1, 4) OBP: 0.400, SLG: 0.345 11 Robert Andino, R (9, PH) OBP: 0.333, SLG: 0.314			B FF 94 F FF 92 B FF 94 B FF 92 B FF 91 4-1 21 WP 15 1B 21 1B BB		B SI 90 C FF 92 F FF 91 F SL 84 B SL 83 B SI 92 F FF 94 S FF 93 3-3 ① K	C SI 90 B FF 93 X SI 94 1-1 2-H 1B			B FF 92 C FF 92 S FF 92 C FF 92 1-3 ① K	2 1	1 0	1 0	1 0	1 0	1 1	0 0
15 Craig Tatum, R (1, 2) OBP: 0.406, SLG: 0.370			X FF 92 0-0 1-2 21 WP 21 1B 1B		S SI 91 B SI 92 B SL 83 X SI 89 2-1 2 2B 1B	S SL 81 C SI 93 B SL 86 S SL 84 1-3 ③ K			C FF 91 B SL 81 S FF 92 B CH 81 B FF 93 S FF 92 3-3 ② K	4	1	2	0	0	2	1
Inning Stats	R: 0 E: 0 K: 0 S: 10 H: 0 LOB: 0 BB: 0 P: 16	R: 0 E: 0 K: 1 S: 9 H: 0 LOB: 0 BB: 0 P: 14	R: 2 E: 0 K: 1 S: 12 H: 2 LOB: 1 BB: 1 P: 21	R: 0 E: 0 K: 1 S: 9 H: 1 LOB: 1 BB: 0 P: 14	R: 0 E: 0 K: 2 S: 12 H: 2 LOB: 2 BB: 0 P: 19	R: 2 E: 0 K: 3 S: 16 H: 3 LOB: 1 BB: 0 P: 21	R: 0 E: 0 K: 0 S: 8 H: 0 LOB: 1 BB: 1 P: 16	R: 0 E: 0 K: 2 S: 7 H: 0 LOB: 0 BB: 0 P: 10	R: 0 E: 0 K: 3 S: 11 H: 0 LOB: 0 BB: 0 P: 17	1B: 4 2B: 4 3B: 0 HR: 0 SF: 0 SAC: 0 DP: 0 HBP: 0						

	AB	35
	R	4
	H	8
	RBI	4
	BB	2
	SO	13
	LOB	13

WP: 1 PA: 37
PB: 0
SB: 0
CS: 0

PITCHER		IP	WLS	BF	H	R	ER	SO	BB	IBB	HBP	BLK	WP	HR	S	P	ERA	WHIP
63 Justin Masterson, R ERA: 2.8	(1, 1)	6.0	W	27	8	4	4	8	1	0	0	0	1	0	68	105	6.00	1.500
38 Joe Smith, R ERA: 0.83	(7, 1)	1.0		4	0	0	0	0	1	0	0	0	0	0	8	16	0.00	1.000
52 Vinnie Pestano, R ERA: 2.88	(8, 1)	1.0		3	0	0	0	2	0	0	0	0	0	0	7	10	0.00	0.000
49 Tony Sipp, L ERA: 2.65	(9, 1)	1.0		3	0	0	0	3	0	0	0	0	0	0	11	17	0.00	0.000

PITCHER	IP	WLS	BF	H	R	ER	SO	BB	IBB	HBP	BLK	WP	HR	S	P	ERA	WHIP

Cleveland Indians @ Baltimore Orioles

Oriole Park at Camden Yards, Baltimore, MD

Fri Jul 15 2011, 7:07 PM - 10:06 PM EDT

Att. 27,372 - Clear - 85 F

TOP

livebaseballscorecards.com

Batter	1	2	3	4	5	6	7	8	9	AB	R	H	RBI	BB	SO	LOB
23 Michael Brantley, L (1, 7) OBP: 0.333, SLG: 0.387	C FF 93 B SI 94 X FF 94 1-1 48 G4-6-3 13 1B 1B		B FF 92 X SI 94 1-0 13 HR 1B	C FF 93 B CH 85 X FF 92 1-1 ③ P6		X SI 96 0-0 13 FC1-6 2-3 1B		X FF 87 0-0 ② P5		5	1	3	0	0	0	1
13 Asdrúbal Cabrera, S (1, 6) OBP: 0.348, SLG: 0.503	F SI 94 F FF 94 1 SAFE B CH 88 X FF 94 1-2 48 G4-6-3 1B		1 SAFE B SL 84 1 SAFE B SI 92 X SI 92 2-0 1-H HR		C CU 78 X CH 86 0-1 ① F8	X SI 96 0-0 ① FC1-6 48 FC1-2 1-2f		C FS 80 S FF 88 B FF 89 S FF 88 1-3 ③ K		5	1	2	2	0	1	3
48 Travis Hafner, L (1, 10) OBP: 0.421, SLG: 0.524	B SI 94 C FF 94 X CH 88 1-1 ① ② G4-6-3 1-2f 2-3		B CU 79 B CH 86 B SI 92 C FF 92 B SI 92 4-1 41 BB BB		C FF 92 B SL 84 B CH 87 C CU 77 B SI 92 B SL 84 4-2 24 HR BB	B SI 96 B SI 95 C FF 96 1 SAFE S CH 89 D CH 90 X CH 90 3-2 ② FC1-2 1-2 3-H			C FF 88 B FF 88 F FF 88 C FF 89 1-3 ① K	3	1	0	0	2	1	4
41 Carlos Santana, S (1, 2) OBP: 0.362, SLG: 0.426	B CU 80 B FF 95 D SI 90 C FF 94 X FF 94 3-1 ③ F8		B CU 77 C CU 78 B SI 91 D CH 86 B FF 91 4-1 1-2 BB		S CH 86 C FF 91 D CU 78 B CH 85 B SI 91 S CU 78 3-3 ② K	X CU 80 0-0 ③ G4-3			C FS 82 B FF 88 S FF 89 F FF 90 B FF 90 F FF 89 S FS 83 2-3 ② K	4	0	0	0	1	2	4
24 Grady Sizemore, L (1, 8) OBP: 0.303, SLG: 0.463		C FF 94 C CU 78 B FF 94 B CH 88 X SI 93 2-2 7 1B 2B	B CU 79 F SI 92 F SI 90 S SL 85 1-3 ① K		B CU 78 X CH 87 1-0 1-H HR		B CU 78 B CH 88 F SI 96 B SI 95 F SI 95 C SI 95 3-3 ① K		F FF 89 B FF 89 X FF 89 1-1 ③ G4-3	5	2	2	2	0	2	2
20 Orlando Cabrera, R (1, 4) OBP: 0.281, SLG: 0.328		C FF 94 X SI 93 0-1 ① F9	X FF 92 0-0 ② L8		B CU 76 B FF 92 X FF 92 2-0 1B		B FF 96 B SI 95 B SI 95 C FF 94 B SI 95 4-1 28 CS BB			3	0	1	0	1	0	3
28 Travis Buck, L (1, 9) OBP: 0.279, SLG: 0.364 12 Ezequiel Carrera, L (7, 9) OBP: 0.250, SLG: 0.250		C CU 78 C SI 93 B FF 92 S CU 80 1-3 ② K	B FF 91 F CU 77 B CH 85 S CU 76 F FF 91 B SL 83 S CU 78 3-3 ③ K		1 SAFE C CU 78 F FF 90 D SI 91 X CH 87 1-2 ③ G2-3		F SI 94 B CH 88 1 SAFE S CH 88 D CH 87 B FF 97 S CH 88 3-3 ② ③ K 1-2			4 0	0 0	0 0	0 0	0 0	3 0	5 0
7 Matt LaPorta, R (1, 3) OBP: 0.306, SLG: 0.423		C SL 86 S FF 92 X FF 92 0-2 2-H 1B		B CU 76 B FF 92 F FF 91 F CH 85 F FF 91 X SL 84 2-2 ① F8		B SI 94 X SI 94 1-0 8 1B 2B		X FF 87 0-0 ① F7		4	1	2	1	0	0	0
8 Lonnie Chisenhall, L (1, 5) OBP: 0.308, SLG: 0.459 9 Jack Hannahan, L (8, 5) OBP: 0.310, SLG: 0.346		F SI 93 X FF 93 0-1 ③ F7		S FF 92 X CU 77 0-1 ② G6-3		B SI 94 X SI 95 1-0 23 1B 48 FC1-2 2-H 1B		B FF 87 X FS 79 1-0 2B		4 0	0 0	2 0	1 0	0 0	0 0	1 0

Inning Stats	1	2	3	4	5	6	7	8	9
	R: 0 E: 0 K: 0 S: 9	H: 2 LOB: 1 BB: 0 P: 15	R: 1 E: 0 K: 1 S: 13	H: 2 LOB: 1 BB: 0 P: 16	R: 2 E: 0 K: 2 S: 12	H: 2 LOB: 2 BB: 2 P: 27	R: 0 E: 0 K: 0 S: 8	H: 0 LOB: 0 BB: 0 P: 11	R: 2 E: 0 K: 1 S: 12	H: 2 LOB: 1 BB: 1 P: 23	R: 1 E: 0 K: 0 S: 8	H: 3 LOB: 2 BB: 0 P: 13	R: 0 E: 0 K: 2 S: 7	H: 0 LOB: 0 BB: 1 P: 17	R: 0 E: 0 K: 1 S: 6	H: 1 LOB: 1 BB: 0 P: 8	R: 0 E: 0 K: 2 S: 10	H: 0 LOB: 0 BB: 0 P: 14

	AB	37
	R	6
	H	12
	RBI	6
	BB	4
	SO	9
	LOB	23

	1B: 7	SF: 0	WP: 0	PA: 41
	2B: 3	SAC: 0	PB: 0	
	3B: 0	DP: 1	SB: 0	
	HR: 2	HBP: 0	CS: 1	

PITCHER		IP	WLS	BF	H	R	ER	SO	BB	IBB	HBP	BLK	WP	HR	S	P	ERA	WHIP
34 Jake Arrieta, R ERA: 5.1	(1, 1)	5.0		25	8	5	5	4	3	0	0	0	0	2	54	92	9.00	2.200
43 Jim Johnson, R ERA: 2.82	(6, 1)	2.0	L	9	3	1	1	2	1	0	0	0	0	0	15	30	4.50	2.000
19 Koji Uehara, R ERA: 1.93	(8, 1)	2.0		7	1	0	0	3	0	0	0	0	0	0	16	22	0.00	0.500

PITCHER	IP	WLS	BF	H	R	ER	SO	BB	IBB	HBP	BLK	WP	HR	S	P	ERA	WHIP

Cleveland Indians @ Baltimore Orioles

Oriole Park at Camden Yards, Baltimore, MD

Fri Jul 15 2011, 7:07 PM - 10:06 PM EDT

Att. 27,372 - Clear - 85 F

BOTTOM

Batter	1	2	3	4	5	6	7	8	9	AB	R	H	RBI	BB	SO	LOB
2 J.J. Hardy, R (1, 6) OBP: 0.333, SLG: 0.490	C FF 88 X FC 86 0-1 ① G5-3		B CU 72 F FF 89 C FF 90 X CU 75 1-2 ② G6-3		C FF 88 B CH 85 B CH 82 F FC 83 X FC 84 2-2 10 HR 1B		C SI 89 S SL 81 B SI 89 F SL 81 B SI 90 X SI 88 2-2 ② G1-3		B FF 93 F FF 93 T SL 81 X SL 84 1-2 ③ G4-3	5	1	1	0	0	0	1
21 Nick Markakis, L (1, 9) OBP: 0.342, SLG: 0.378	B FF 88 C FF 89 B FF 89 B CH 80 F FF 88 F FF 88 F FF 88 F FC 87 X FF 89 3-2 ② F8		C FC 85 X CU 74 0-1 10 2B 1B		C CH 79 1 SAFE X CH 84 0-1 ② F7		C SL 80 B SL 80 B SI 88 B FF 89 B SI 89 4-1 BB			3	1	1	0	1	0	1
10 Adam Jones, R (1, 8) OBP: 0.326, SLG: 0.464	B FC 86 C FF 89 X FF 89 1-1 ③ F7		X FF 88 0-0 1-H 2B		B FC 85 S FC 86 B FC 87 F FC 87 B FC 84 X FF 89 3-2 1-H HR		B SI 88 S SL 81 F SL 81 S SL 81 1-3 ③ K			4	1	2	3	0	1	1
32 Matt Wieters, S (1, 2) OBP: 0.324, SLG: 0.417		C FF 87 B CU 73 B X FF 86 2-1 HR	B FF 88 B FC 87 I IN 72 I IN 71 4-0 IBB		C CU 73 B CH 82 F FC 87 X CU 76 1-2 ③ G4-3			F FF 94 S SL 81 B FF 93 X FF 92 1-2 ① F7		3	1	1	1	1	0	0
25 Derrek Lee, R (1, 3) OBP: 0.289, SLG: 0.368		S FC 84 B FC 87 C FF 88 F CU 76 X FF 90 1-2 ① F8	F FF 86 B FC 84 B CU 74 C FF 89 B FC 86 F FC 86 X FF 90 3-2 ③ F9			F FC 89 X FF 90 0-1 ① F8		C SL 81 B FF 94 B FF 93 F FF 94 F SL 82 S FF 92 2-3 ② K		4	0	0	0	0	1	2
12 Mark Reynolds, R (1, 5) OBP: 0.338, SLG: 0.480		B FC 86 S FC 86 F FF 91 B CU 75 B FF 91 F FC 82 X FC 86 3-2 ② G6-3	S CU 73 F FF 89 B FF 88 S FC 85 1-3 ① K			B FC 88 B FC 89 C SI 90 F FC 89 F CU 78 B CU 78 X FC 88 3-2 14 CS E6		S SL 82 S FF 94 S FF 93 0-3 ③ K		4	0	0	0	0	2	0
14 Nolan Reimold, R (1, 10) OBP: 0.357, SLG: 0.486		C FF 90 B FF 90 X FC 86 1-1 HR	C FF 89 C CU 75 B FF 89 F FF 90 B CU 75 F FF 89 B FC 85 S FC 86 3-3 ② K			B FC 89 S FC 88 1 SAFE S FC 88 B CU 79 B SI 91 B CU 78 4-2 ② 1-2 BB			B FF 93 B FF 94 B FF 93 C FF 94 B FF 93 4-1 18 SH1-4 BB	2	1	1	1	2	1	0
18 Felix Pie, L (1, 7) OBP: 0.242, SLG: 0.273		C FF 89 B FC 88 F FF 88 C CU 76 1-3 ③ K	C FF 88 B CH 82 B FF 84 X FF 88 2-1 ③ F9			1 SAFE B FF 85 C FF 84 S SL 85 1 SAFE X FF 86 1-2 ③ G3			M FF 93 X FF 93 0-1 ① SH1-4 1-2	3	0	0	0	0	1	1
11 Robert Andino, R (1, 4) OBP: 0.329, SLG: 0.310 28 Blake Davis, L (9, PH) OBP: 0.389, SLG: 0.333			C FF 88 C CH 81 B CU 76 X CU 75 1-2 ① G5-3		C FF 88 F CU 73 B CU 75 X FC 83 1-2 ① G1-3		F SI 88 C SI 88 C SL 82 0-3 ① K		F FF 94 D FF 94 F FF 94 B SL 81 X SL 81 2-2 ② P2	3 1	0 0	0 0	0 0	0 0	1 0	0 1
Inning Stats	R: 0 H: 0 E: 0 LOB: 0 K: 0 BB: 0 S: 10 P: 14	R: 2 H: 2 E: 0 LOB: 0 K: 1 BB: 0 S: 15 P: 23	R: 1 H: 2 E: 0 LOB: 2 K: 0 BB: 1 S: 13 P: 22	R: 0 H: 0 E: 0 LOB: 0 K: 2 BB: 0 S: 10 P: 16	R: 2 H: 2 E: 0 LOB: 0 K: 0 BB: 0 S: 14 P: 21	R: 0 H: 0 E: 1 LOB: 1 K: 0 BB: 1 S: 11 P: 19	R: 0 H: 0 E: 0 LOB: 1 K: 2 BB: 1 S: 11 P: 18	R: 0 H: 0 E: 0 LOB: 0 K: 2 BB: 0 S: 10 P: 13	R: 0 H: 0 E: 0 LOB: 1 K: 0 BB: 1 S: 9 P: 16	1B: 2 2B: 1 3B: 0 HR: 3	SF: 0 SAC: 1 DP: 0 HBP: 0				WP: 0 PB: 0 SB: 0 CS: 1	PA: 37	

livebaseballscorecards.com

AB	32
R	5
H	6
RBI	5
BB	4
SO	7
LOB	7

PITCHER		IP	WLS	BF	H	R	ER	SO	BB	IBB	HBP	BLK	WP	HR	S	P	ERA	WHIP
43 Josh Tomlin, R ERA: 4.03	(1, 1)	5.0	W	22	6	5	5	3	0	1	0	0	0	3	62	96	9.00	1.200
37 Chad Durbin, R ERA: 6.39	(6, 1)	0.2	H	3	0	0	0	0	1	0	0	0	0	0	8	15	0.00	1.500
53 Rafael Perez, L ERA: 1.89	(6, 1)	0.1	H	1	0	0	0	0	0	0	0	0	0	0	3	4	0.00	0.000
38 Joe Smith, R ERA: 0.8	(7, 1)	1.0	H	4	0	0	0	2	1	0	0	0	0	0	11	18	0.00	1.000
52 Vinnie Pestano, R ERA: 2.8	(8, 1)	1.0	H	3	0	0	0	2	0	0	0	0	0	0	10	13	0.00	0.000

PITCHER		IP	WLS	BF	H	R	ER	SO	BB	IBB	HBP	BLK	WP	HR	S	P	ERA	WHIP
54 Chris Perez, R ERA: 2.36	(9, 1)	1.0	S	4	0	0	0	0	1	0	0	0	0	0	9	16	0.00	1.000

Cleveland Indians @ Baltimore Orioles

Oriole Park at Camden Yards, Baltimore, MD

Sat Jul 16 2011, 7:06 PM - 9:40 PM EDT

Att. 24,835 - Clear - 86 F

TOP

livebaseballscorecards.com

Batter	1	2	3	4	5	6	7	8	9	AB	R	H	RBI	BB	SO	LOB
23 Michael Brantley, L (1, 7) OBP: 0.335, SLG: 0.391	C SI 93 X FF 95 0-1 F7			C SI 94 C FS 85 X FC 90 0-2 13 G3-6-1 1B		C CU 79 X CU 78 0-1 13 F8 2-H 3-H 2B			C CU 78 F FS 82 F FF 92 B FF 91 C FF 90 1-3 K	4	0	2	2	0	1	0
13 Asdrúbal Cabrera, S (1, 6) OBP: 0.347, SLG: 0.499	F SI 95 F CU 78 X SI 95 0-2 F7			1 SAFE B FS 83 B FS 85 X SI 94 2-0 G3-6-1 1-2f		X FS 85 0-0 F8 2-3			B FF 92 C CU 81 B FS 84 B FF 92 B FC 87 4-1 41 BB 48 BB 20 2B BB	3	1	0	0	1	0	2
48 Travis Hafner, L (1, 10) OBP: 0.418, SLG: 0.515	C SI 94 B CU 78 B FS 86 X SI 94 2-1 G1-3			B SI 94 F FF 94 T FS 86 S FS 87 1-3 K		C FS 86 X CU 78 0-1 F9			B FF 93 B FF 91 C FF 92 C CU 80 B FF 92 B FC 89 4-2 41 BB 20 2B 1-2 BB	3	1	0	0	1	1	1
41 Carlos Santana, S (1, 3) (8, 2) OBP: 0.360, SLG: 0.421		C CU 77 C CU 77 X FF 95 0-2 G3-1			F SI 94 X CU 78 0-1 P5		C CU 78 B FS 85 B FS 84 F FS 85 S FS 84 2-3 K		B CU 82 B CU 81 F FF 92 C CU 81 B FF 92 D CU 82 4-2 20 2B 1-2 2-3 BB	3	1	0	0	1	1	0
8 Lonnie Chisenhall, L (1, 5) OBP: 0.279, SLG: 0.415		C SI 94 X CU 78 0-1 P6			F SI 94 B FF 94 B CU 77 X SI 95 2-1 G4-3		S FS 84 X SI 94 0-1 P5		C CU 80 F FF 93 B FF 92 S FC 89 1-3 K	4	0	0	0	0	1	3
20 Orlando Cabrera, R (1, 4) OBP: 0.280, SLG: 0.330		X FF 94 0-0 F8			B FF 94 C SI 94 F FF 94 F FC 91 S CU 80 1-3 K		B FF 95 S CU 78 B CU 80 X FF 94 2-2 F7		B FF 94 C FF 93 S FC 90 F CU 89 X FF 93 1-2 1-H 2-H 3-H 2B	4	0	1	3	0	1	0
26 Austin Kearns, R (1, 9) OBP: 0.304, SLG: 0.300 24 Grady Sizemore, L (8, PH) OBP: 0.301, SLG: 0.459 (8, 8)			S FF 94 B FC 90 B SI 95 S FF 94 S CU 81 2-3 K			C FF 94 X SI 94 0-1 12 G3 6 BB 23 2B 1B		C FF 87 F SI 88 F FF 88 X FF 88 0-2 L8	B FF 92 B FF 92 X FF 93 2-0 G3	2	1	1	0	0	1	0
										2	0	0	0	0	0	1
6 Lou Marson, R (1, 2) OBP: 0.289, SLG: 0.316 7 Matt LaPorta, R (8, PH) OBP: 0.305, SLG: 0.422 (8, 3)			C CU 77 B FF 95 X CU 79 1-1 F8			B CU 77 1 SAFE C CU 79 F SI 94 B CU 82 B SI 94 B SI 94 4-2 12 G3 23 2B 1-2 BB		S FF 88 F FF 89 B FS 81 B FS 81 S FS 82 2-3 K		1	1	0	0	1	0	0
										1	0	0	0	0	1	0
12 Ezequiel Carrera, L (1, 8) OBP: 0.182, SLG: 0.182 (8, 9)			C SI 94 B FS 86 B FS 85 C SI 95 F CU 78 B FS 85 S FF 95 3-3 K			B SI 94 L FF 94 X FF 95 1-1 G3 1-2 2-3		C FF 88 L FF 89 S FS 82 0-3 K2-3		3	0	0	0	0	2	2

	AB	30
	R	5
	H	4
	RBI	5
	BB	4
	SO	9
	LOB	9

Inning Stats																						
	R: 0	H: 0	R: 0	H: 0	R: 0	H: 0	R: 0	H: 1	R: 0	H: 0	R: 2	H: 2	R: 0	H: 0	R: 0	H: 0	R: 3	H: 1	1B: 2	SF: 0	WP: 0	PA: 34
	E: 0	LOB: 0	E: 0	LOB: 0	E: 0	LOB: 0	E: 0	LOB: 0	E: 0	LOB: 0	E: 0	LOB: 1	E: 0	LOB: 0	E: 0	LOB: 0	E: 0	LOB: 1	2B: 2	SAC: 0	PB: 0	
	K: 0	BB: 0	K: 0	BB: 0	K: 2	BB: 0	K: 1	BB: 0	K: 1	BB: 0	K: 0	BB: 1	K: 1	BB: 0	K: 2	BB: 0	K: 2	BB: 3	3B: 0	DP: 1	SB: 0	
	S: 7	P: 9	S: 6	P: 6	S: 9	P: 15	S: 7	P: 10	S: 8	P: 11	S: 11	P: 16	S: 8	P: 12	S: 10	P: 12	S: 17	P: 34	HR: 0	HBP: 0	CS: 0	

PITCHER		IP	WLS	BF	H	R	ER	SO	BB	IBB	HBP	BLK	WP	HR	S	P	ERA	WHIP
55 Alfredo Simon, R ERA: 4.36	(1, 1)	7.0	W	24	3	2	2	5	1	0	0	0	0	0	56	79	2.57	0.571
19 Koji Uehara, R ERA: 1.88	(8, 1)	1.0	H	3	0	0	0	2	0	0	0	0	0	0	10	12	0.00	0.000
63 Kevin Gregg, R ERA: 4.0	(9, 1)	0.2		6	1	3	3	2	3	0	0	0	0	0	16	31	40.50	6.000
51 Michael Gonzalez, L ERA: 5.23	(9, 1)	0.1	S	1	0	0	0	0	0	0	0	0	0	0	1	3	0.00	0.000

PITCHER	IP	WLS	BF	H	R	ER	SO	BB	IBB	HBP	BLK	WP	HR	S	P	ERA	WHIP

Batter	1	2	3	4	5	6	7	8	9	AB	R	H	RBI	BB	SO	LOB
2 J.J. Hardy, R (1, 6) OBP: 0.332, SLG: 0.490	C FF 94 B FF 93 X FF 94 1-1 21 F7 10 SF8 2B		B SI 94 C FF 93 F SL 84 B FF 94 B FF 93 S SL 84 3-3 ③ K			B CU 77 X FF 92 1-0 ① F9		B CH 83 C CH 83 X FF 85 1-1 ① G6-3		4	1	1	0	0	1	0
21 Nick Markakis, L (1, 9) OBP: 0.346, SLG: 0.395	B FF 94 D CU 80 B FF 94 C FF 91 X FF 93 3-1 ① F7 2-3			B SL 85 C SL 82 X SI 92 1-1 10 G5-3 25 1B 2B		C SI 92 F SI 92 X SL 84 0-2 HR		B FF 86 B FF 85 C FF 88 X FF 85 2-1 10 2B 2B		4	3	3	1	0	0	1
10 Adam Jones, R (1, 8) OBP: 0.325, SLG: 0.466	B FF 94 B SI 94 F FF 93 B FF 95 X FF 93 3-1 ② SF8 3-H			B FF 93 F SL 84 X SL 85 1-1 ① G5-3 2-3		F FF 94 S CU 79 B SI 94 X SL 83 1-2 ② G6-3		C FF 84 X FF 85 0-1 12 BB 18 2B 2B 2-H		3	1	1	2	0	0	1
32 Matt Wieters, S (1, 2) OBP: 0.326, SLG: 0.414	X FF 94 0-0 ③ F7			B FF 93 X CH 87 1-0 ② G3		B CU 78 B SI 92 S CH 85 B SI 93 F FF 92 F CH 83 B FF 93 4-2 25 FC6-4 BB		B SI 94 F SI 93 B FF 93 B SI 92 I IN 73 4-1 12 BB 18 2B IBB		2	1	0	0	2	0	1
25 Derrek Lee, R (1, 3) OBP: 0.289, SLG: 0.367		B FF 91 C CU 78 B FF 92 F CU 79 F FF 94 X SL 85 2-2 ① G6-3		C FF 93 B FF 92 S SL 85 X SL 85 1-2 12 2B 1B 3-H		X SI 91 0-0 ③ FC6-4 1-2f		B FF 94 X FF 93 1-0 ② F3		4	0	1	1	0	0	3
12 Mark Reynolds, R (1, 5) OBP: 0.340, SLG: 0.481		B SI 93 S SL 84 F SL 84 S FF 94 1-3 ② K		S SL 83 C FF 94 B FF 93 X SL 83 1-2 ③ 1-H			F FF 93 S CU 79 F SL 85 B FF 94 C CU 80 1-3 ① K	D SL 85 B SI 93 C FF 94 C SI 94 B SI 94 B SI 94 4-2 18 2B BB 1-2 2-3		3	0	1	0	1	2	0
18 Felix Pie, L (1, 7) OBP: 0.243, SLG: 0.280		B FF 95 F FF 93 F SI 94 X SL 84 1-2 ③ P4		L SL 83 B SL 84 F SI 92 X FF 92 1-2 ① P2		F CH 86 F CH 86 B SI 94 S CU 82 1-3 ② K2-3		F FF 92 X SL 85 0-1 1-3 2-H 3-H 2B		4	0	1	2	0	1	0
14 Nolan Reimold, R (1, 10) OBP: 0.352, SLG: 0.467			B FF 93 F FF 92 F SL 84 B FF 94 S SL 84 2-3 ① K		C CU 78 X FF 91 0-1 ② G5-3		B FF 94 F FF 93 B CU 81 B FF 92 4-2 BB	B FF 94 B FF 94 B SI 94 C FF 92 S SI 93 F FF 93 X FF 93 3-2 ③ F7		3	0	0	0	1	1	2
28 Blake Davis, L (1, 4) OBP: 0.359, SLG: 0.303 11 Robert Andino, R (9, 4) OBP: 0.329, SLG: 0.310			B CU 79 X SI 93 1-0 ② F7		C SI 92 F CU 80 F FF 93 X SL 83 0-2 ③ G6-3		F SI 92 B FF 92 S CH 84 S CH 86 1-3 ③ K			3 0	0 0	0 0	0 0	1 0	1 0	1 0
Inning Stats	R: 1 E: 0 K: 0 S: 7 H: 1 LOB: 0 BB: 0 P: 14	R: 0 E: 0 K: 1 S: 10 H: 0 LOB: 0 BB: 0 P: 14	R: 0 E: 0 K: 2 S: 7 H: 0 LOB: 0 BB: 0 P: 13	R: 1 E: 0 K: 0 S: 11 H: 3 LOB: 2 BB: 0 P: 16	R: 0 E: 0 K: 0 S: 9 H: 0 LOB: 0 BB: 0 P: 10	R: 1 E: 0 K: 0 S: 11 H: 1 LOB: 1 BB: 1 P: 17	R: 0 E: 0 K: 3 S: 12 H: 0 LOB: 1 BB: 1 P: 19	R: 3 E: 0 K: 0 S: 16 H: 3 LOB: 2 BB: 2 P: 31		1B: 1 2B: 6 3B: 0 HR: 1 SF: 1 SAC: 0 DP: 0 HBP: 0		WP: 0 PB: 0 SB: 0 CS: 0 PA: 35		

BOTTOM

Cleveland Indians @ Baltimore Orioles

Oriole Park at Camden Yards, Baltimore, MD

Sat Jul 16 2011, 7:06 PM - 9:40 PM EDT

Att. 24,835 - Clear - 86 F

livebaseballscorecards.com

AB	30
R	6
H	8
RBI	6
BB	4
SO	6
LOB	9

PITCHER		IP	WLS	BF	H	R	ER	SO	BB	IBB	HBP	BLK	WP	HR	S	P	ERA	WHIP
59 Carlos Carrasco, R ERA: 4.25	(1, 1)	7.0	L	27	5	3	3	6	2	0	0	0	0	1	67	103	3.86	1.000
53 Rafael Perez, L ERA: 2.35	(8, 1)	0.1		3	2	2	2	0	0	0	0	0	0	0	6	9	54.00	6.000
56 Frank Herrmann, R ERA: 4.11	(8, 1)	0.2		5	1	1	1	0	1	1	0	0	0	0	10	22	13.50	3.000

PITCHER	IP	WLS	BF	H	R	ER	SO	BB	IBB	HBP	BLK	WP	HR	S	P	ERA	WHIP

Cleveland Indians @ Baltimore Orioles

Oriole Park at Camden Yards, Baltimore, MD

Sun Jul 17 2011, 1:39 PM - 4:36 PM EDT

Att. 17,754 - Sunny - 90 F

TOP

livebaseballscorecards.com

Batter	1	2	3	4	5	6	7	8	9	AB	R	H	RBI	BB	SO	LOB
23 Michael Brantley, L (1, 7) OBP: 0.331, SLG: 0.386	C FF 91 B SL 87 F SL 86 X FF 94 1-2 F8	1 SAFE B SI 91 B SL 84 C FF 91 B SL 84 F FF 91 1 SAFE F FF 89 X FF 91 3-2 F8		C FF 86 B SI 87 B CU 74 S FF 85 X FF 88 2-2 G3-1		B FF 87 B CU 74 B SI 87 C FF 86 X FF 88 3-1 FC4-6 1-2f		B SI 98 X SI 97 1-0 G6-3		5	0	0	0	0	0	2
13 Asdrúbal Cabrera, S (1, 6) OBP: 0.343, SLG: 0.492	C FF 91 S CU 79 B FF 90 F FC 88 B CH 85 F FF 94 S SL 87 2-3 K	1 SAFE B CU 78 B FF 91 F FF 91 1 SAFE X CH 82 2-1 F7		X CU 75 0-0 L6		1 SAFE 1 SAFE B SI 88 C CU 76 X FF 88 1-1 P3		C FF 96 B SI 97 X CH 89 2-1 F7		5	0	0	0	0	1	2
48 Travis Hafner, L (1, 10) OBP: 0.417, SLG: 0.526	B FF 92 B FF 92 X FF 92 2-0 HR	B FF 91 B CU 77 B FF 89 B SL 83 4-0 1-2 BB		B FF 88 B FF 88 B CU 74 C FF 87 T FF 87 X SI 88 3-2 G3			C FF 94 X FF 94 0-1 F7		B SL 86 F FF 86 S FS 80 S FS 82 1-3 K	4	1	1	1	1	1	0
41 Carlos Santana, S (1, 2) OBP: 0.364, SLG: 0.432	B CU 77 C CU 78 X FF 92 1-1 HR	C SL 84 D CU 78 D SL 84 S CU 77 F SL 85 S CU 77 2-3 K			C CU 74 B FF 88 B CH 80 C CU 75 B CU 74 B FF 88 4-2 12 SH1-3 BB		C FF 95 B SL 83 S SL 84 F FF 94 B SL 84 B SL 83 X SL 79 3-2 7 1B 12 1B 28 FC1-2 1B		C FS 79 B FF 89 B FS 80 B FF 88 X FF 88 3-1 G3	4	1	2	1	1	1	2
24 Grady Sizemore, L (1, 8) OBP: 0.304, SLG: 0.466 12 Ezequiel Carrera, L (1, PR) OBP: 0.214, SLG: 0.214 (1, 8)	C FF 90 B FF 91 C SL 84 B CU 78 X FF 92 2-2 28 1B 2B	F FF 88 B FF 90 B FF 90 X FF 90 2-1 G6-3		X FF 87 0-0 SH1-3 1-2		B FF 93 X FF 92 1-0 28 FC1-2 7 1B 1-2 1B		B FF 89 X FF 88 1-0 F9	1 3	0 1	1 1	0 0	0 0	0 0	0 0
7 Matt LaPorta, R (1, 3) OBP: 0.312, SLG: 0.422	B CU 78 H FF 90 2-0 28 1B HBP	F SI 90 B SI 92 C CU 75 X SL 84 1-2 F8			B FF 87 B FF 87 I IN 65 I IN 65 4-0 28 G3-6-1 IBB		X SI 95 0-0 28 FC1-2 1-2 2-3 1B			2	0	1	0	1	0	0
28 Travis Buck, L (1, 9) OBP: 0.285, SLG: 0.375	C CU 78 X SL 84 0-1 1-3 2-H 1B	B CH 83 X FF 90 1-0 2B			B FF 88 B SI 88 T SI 87 X CU 76 2-1 G3-6-1 1-2f		C FF 96 S CH 90 X CH 90 0-2 FC1-2 1-2 2-3 3-Hf			4	0	2	1	0	0	5
8 Lonnie Chisenhall, L (1, 5) OBP: 0.277, SLG: 0.386	C FF 92 F SL 85 F FF 92 B SL 86 X CU 78 1-2 G5-3	B FF 90 C FF 91 B SL 84 B FF 90 B FF 90 4-1 BB				C SI 85 X CU 75 0-1 G6-3	B CU 81 C SI 96 C CU 82 S CH 90 1-3 K			3	0	0	0	1	1	6
1 Luis Valbuena, L (1, 4) OBP: 0.250, SLG: 0.250		B FF 89 F FF 90 B CH 83 X SL 86 2-1 48 BB 1B	C CU 75 B FF 90 B FF 90 C CU 75 F SL 84 S CU 76 2-3 K			C FF 85 B FF 87 X CU 75 1-1 23 FC4-6 1B		C FF 95 F FF 96 F CH 88 X CH 88 0-2 G4-3		4	0	2	0	0	1	2

	AB	35
	R	3
	H	10
	RBI	3
	BB	4
	SO	5
	LOB	19

Inning Stats																				
	R: 3 E: 0 K: 1 S: 20	H: 4 LOB: 3 BB: 0 P: 31	R: 0 E: 0 K: 1 S: 12	H: 1 LOB: 2 BB: 1 P: 25	R: 0 E: 0 K: 1 S: 11	H: 1 LOB: 2 BB: 1 P: 21	R: 0 E: 0 K: 0 S: 7	H: 0 LOB: 0 BB: 0 P: 12	R: 0 E: 0 K: 0 S: 5	H: 0 LOB: 1 BB: 2 P: 15	R: 0 E: 0 K: 0 S: 8	H: 1 LOB: 1 BB: 0 P: 13	R: 0 E: 0 K: 1 S: 14	H: 3 LOB: 3 BB: 0 P: 19	R: 0 E: 0 K: 0 S: 7	H: 0 LOB: 0 BB: 0 P: 10	R: 0 E: 0 K: 1 S: 6	H: 0 LOB: 0 BB: 0 P: 11	1B: 6 2B: 2 3B: 0 HR: 2	SF: 0 SAC: 1 DP: 1 HBP: 1	WP: 0 PB: 0 SB: 0 CS: 0	PA: 41

PITCHER		IP	WLS	BF	H	R	ER	SO	BB	IBB	HBP	BLK	WP	HR	S	P	ERA	WHIP
39 Mitch Atkins, R ERA: 8.44	(1, 1)	3.0		18	6	3	3	3	2	0	1	0	0	2	43	77	9.00	2.667
31 Mark Hendrickson, L ERA: 4.5	(4, 1)	3.0	W	11	1	0	0	0	1	1	0	0	0	0	20	40	0.00	0.667
51 Michael Gonzalez, L ERA: 5.18	(7, 1)	0.1	H	3	2	0	0	0	0	0	0	0	0	0	7	11	0.00	6.000
43 Jim Johnson, R ERA: 2.73	(7, 1)	1.2	H	6	1	0	0	1	0	0	0	0	0	0	14	18	0.00	0.600
19 Koji Uehara, R ERA: 1.84	(9, 1)	1.0		3	0	0	0	1	0	0	0	0	0	0	6	11	0.00	0.000

PITCHER	IP	WLS	BF	H	R	ER	SO	BB	IBB	HBP	BLK	WP	HR	S	P	ERA	WHIP

BOTTOM

Cleveland Indians @ Baltimore Orioles

Oriole Park at Camden Yards, Baltimore, MD

Sun Jul 17 2011, 1:39 PM - 4:36 PM EDT

Att. 17,754 - Sunny - 90 F

livebaseballscorecards.com

Batter	1	2	3	4	5	6	7	8	9	AB	R	H	RBI	BB	SO	LOB
38 Matt Angle, L (1, 7)	B FF 89 B FF 88 C FF 87 F SI 88 X CH 80 2-2 ① G6-3		B SI 90 X FF 90 1-0 ③ G4-3		C SI 89 X CH 80 0-1 ③ G6-3		B FF 89 B SI 87 B SI 88 B SI 87 4-0 2 1B BB			3	0	0	0	1	0	0
2 J.J. Hardy, R (1, 6) OBP: 0.335, SLG: 0.490	C SI 90 S SL 84 F SL 86 F FF 90 B SL 79 B SL 82 S SL 81 2-3 ② K			C SL 82 C SI 90 X SL 82 0-2 21 G6-4-3 1B		X SI 86 0-0 ① F8	C SL 80 F SI 88 B SI 90 X SI 88 1-2 21 FC4-6 1B 1-3 2-H			4	0	2	1	0	1	0
21 Nick Markakis, L (1, 9) OBP: 0.345, SLG: 0.402	C FF 90 X CH 84 0-1 ③ G3-1			C SI 88 C SI 89 B SL 89 B SI 90 X CH 82 2-2 ① ② G6-4-3 1-2f		B SI 88 C CH 85 C SI 88 X SI 87 1-2 HR	C SI 89 B SL 81 B SL 80 1 SAFE F SI 89 F SL 81 X FF 91 2-2 ③ FC4-6 1-2f			4	1	1	1	0	0	3
10 Adam Jones, R (1, 8) OBP: 0.325, SLG: 0.472		C SI 90 X SL 84 0-1 HR		B SI 91 B SI 90 S FF 91 B FF 92 X SI 91 3-1 ③ G6-3		B FC 88 F FC 87 B SI 89 S FC 87 F FF 91 X FC 88 2-2 ② G4-3		F FF 94 B FF 94 X FF 94 1-1 ① F8		4	1	1	1	0	0	0
32 Matt Wieters, S (1, 10) OBP: 0.328, SLG: 0.426		C SI 88 C SI 88 B SL 89 F CH 83 B SI 88 X CH 82 2-2 ① G3			S CH 81 B CH 84 B SI 89 X CH 79 2-1 12 1B 11 HR 1B	B FC 92 B CH 82 C FC 88 F FF 90 B FC 88 X FC 86 3-2 ③ L6		X SL 82 0-0 HR		4	2	2	1	0	0	0
25 Derrek Lee, R (1, 3) OBP: 0.292, SLG: 0.372		C SL 83 X SI 89 0-1 ② G4-1			B SL 82 C FF 89 B SI 88 C SL 84 C SI 89 2-3 ① K		F FF 89 F SI 90 X SL 80 0-2 12 G4-3 11 SH 2B	X FF 93 0-0 1B		4	1	2	0	0	1	1
12 Mark Reynolds, R (1, 5) OBP: 0.339, SLG: 0.478		C SL 85 X SL 78 0-1 ③ G2-3			F SL 82 C SI 89 X SI 89 0-2 11 HR 1-2 1B		X SI 90 0-0 ① G4-3 2-3	T FF 95 B SI 94 F SL 85 F SL 84 B FF 94 F SL 86 X FF 94 2-2 ② F9		4	1	1	0	0	0	2
11 Robert Andino, R (1, 4) OBP: 0.329, SLG: 0.324			B SI 89 B SL 79 C SI 90 B SI 90 F SI 89 X SI 90 3-2 ① F9		B SL 80 C SI 89 B SL 80 B SI 89 X SI 89 3-1 1-H 2-H HR		F SI 90 B SI 89 P PO 90 X SI 89 2-1 SH 2 1B 3-H	B SI 93 B FF 92 X FF 90 2-0 ③ P6		3	2	1	4	0	0	1
15 Craig Tatum, R (1, 2) OBP: 0.371, SLG: 0.333			B SL 82 F SL 83 B CH 82 C FF 91 F SI 90 X SL 79 2-2 ② L7		B SI 90 F SL 83 B SI 90 X SI 89 2-1 ② G1-6-3		X SI 88 0-0 ② G6-3			3	0	0	0	0	0	1

	AB	R	H	RBI	BB	SO	LOB
	33	8	10	8	1	2	8

Inning Stats	1	2	3	4	5	6	7	8	9
	R: 0 E: 0 K: 1 S: 10 H: 0 LOB: 0 BB: 0 P: 14	R: 1 E: 0 K: 0 S: 10 H: 1 LOB: 0 BB: 0 P: 12	R: 0 E: 0 K: 0 S: 8 H: 0 LOB: 0 BB: 0 P: 14	R: 0 E: 0 K: 0 S: 8 H: 1 LOB: 0 BB: 0 P: 13	R: 3 E: 0 K: 1 S: 14 H: 3 LOB: 0 BB: 0 P: 23	R: 1 E: 0 K: 0 S: 11 H: 1 LOB: 0 BB: 0 P: 17	R: 2 E: 1 K: 0 S: 15 H: 2 LOB: 2 BB: 1 P: 23	R: 1 E: 0 K: 0 S: 10 H: 2 LOB: 1 BB: 0 P: 15	

	1B	SF	WP	PA
	5	0	0	35
	2B	SAC	PB	
	1	1	0	
	3B	DP	SB	
	0	1	0	
	HR	HBP	CS	
	4	0	0	

PITCHER	IP	WLS	BF	H	R	ER	SO	BB	IBB	HBP	BLK	WP	HR	S	P	ERA	WHIP
58 Jeanmar Gómez, R (1, 1) ERA: 5.7	5.1	L	21	6	5	5	2	0	0	0	0	0	3	54	81	8.44	1.125
37 Chad Durbin, R (6, 1) ERA: 6.28	0.2		2	0	0	0	0	0	0	0	0	0	0	7	12	0.00	0.000
38 Joe Smith, R (7, 1) ERA: 1.3	1.0		7	2	2	2	0	1	0	0	0	0	0	15	23	18.00	3.000
56 Frank Herrmann, R (8, 1) ERA: 4.26	1.0		5	2	1	1	0	0	0	0	0	0	1	10	15	9.00	2.000

PITCHER	IP	WLS	BF	H	R	ER	SO	BB	IBB	HBP	BLK	WP	HR	S	P	ERA	WHIP

Cleveland Indians @ Minnesota Twins

Target Field, Minneapolis, MN

Mon Jul 18 2011, 12:11 PM - 2:54 PM CDT

Att. 39,768 - Sunny - 90 F

TOP

livebaseballscorecards.com

Batter	1	2	3	4	5	6	7	8	9	AB	R	H	RBI	BB	SO	LOB
23 Michael Brantley, L (1, 7) OBP: 0.332, SLG: 0.387	C FF 90 B CH 81 X FF 92 1-1 ① F9		F SL 79 B CH 83 B FF 91 X SI 89 2-1 13 HR 2-3 1B		B FF 91 C CH 83 X FF 92 1-1 48 1B 1B		B FF 89 B SL 76 C FF 90 1 SAFE 1 SAFE F FF 90 C SL 80 2-3 ② K 1-2			4	1	2	0	0	1	1
13 Asdrúbal Cabrera, S (1, 6) OBP: 0.342, SLG: 0.497	B CH 80 B FF 91 X FF 90 2-0 ② F9		B FF 91 X CH 82 1-0 1-H 3-H HR		F FF 89 B FF 89 C FF 88 1 SAFE 1 SAFE B FF 93 S SL 79 2-3 ② K		B FF 91 B SL 78 X FF 91 2-0 ③ G6-3			4	1	1	3	0	1	2
48 Travis Hafner, L (1, 10) OBP: 0.414, SLG: 0.520	C FF 91 X SL 80 0-1 ③ F8		C FF 91 B FF 92 F FF 91 F FF 92 B SL 81 F FF 93 X FF 92 2-2 ① G3		B CH 82 F FF 91 F FF 91 1 SAFE B FF 91 F FF 91 X FF 91 2-2 1-3 1B			C FF 90 B FF 90 B FF 88 B FF 91 S FF 89 X SL 79 3-2 ① F8		4	0	1	0	0	0	0
41 Carlos Santana, S (1, 2) OBP: 0.362, SLG: 0.430		B SL 79 C FF 91 C FF 91 B FF 91 X CH 82 2-2 1B	C FF 92 B SI 92 B FF 92 X FF 92 2-1 ② F9		C SL 77 D SL 77 B FF 90 B CH 81 C SL 76 X SL 79 3-2 ③ G3			B FF 91 F FF 89 F FF 89 F FF 91 F CH 83 B SL 78 X FF 91 2-2 ② P3		4	0	1	0	0	0	2
7 Matt LaPorta, R (1, 3) OBP: 0.307, SLG: 0.415		B FF 90 B SL 81 C FF 89 S SL 81 B SL 82 S SL 80 3-3 ① K	F FF 91 S FF 93 B SL 82 X SL 83 1-2 ③ F9			S SL 80 X FF 90 0-1 ① G5-3		S FF 87 S FF 88 B FF 90 S SL 81 1-3 ③ K		4	0	0	0	0	2	1
28 Travis Buck, L (1, 9) OBP: 0.279, SLG: 0.367 26 Austin Kearns, R (8, 9) OBP: 0.309, SLG: 0.331		S CH 82 S CH 82 B CH 82 C FF 92 1-3 ② K		C FF 90 B FF 92 X CH 83 1-1 ① G4-3		C SL 77 X SI 90 0-1 ② G6-3			C FF 92 X SL 86 0-1 HR	3 1	0 1	0 1	0 1	0 0	1 0	1 0
1 Luis Valbuena, L (1, 4) OBP: 0.188, SLG: 0.188		B FF 90 X FF 91 1-0 ③ F7		C FF 91 B SL 82 B FF 92 F CH 83 X FF 92 2-2 ② F9		B FF 91 C CH 82 X SI 91 1-1 ③ F8			F SI 94 X SI 91 0-1 ① F7	4	0	0	0	0	0	1
8 Lonnie Chisenhall, L (1, 5) OBP: 0.260, SLG: 0.362 9 Jack Hannahan, L (8, 5) OBP: 0.309, SLG: 0.345			C FF 89 X CH 82 0-1 E4 12 1B	T FF 92 B FF 93 B FF 92 B CH 83 S FF 91 F FF 92 F FF 92 C FF 92 3-3 ③ K			F FF 89 B FF 89 C FF 90 F SL 79 B SL 80 X SL 80 2-2 ① P5		S CH 87 C SI 92 B SI 93 F CH 86 F FF 92 B SI 94 X SI 93 2-2 ② G3	3 1	1 0	0 0	0 0	0 0	1 0	0 0
12 Ezequiel Carrera, L (1, 8) OBP: 0.278, SLG: 0.235			X FF 90 0-0 23 1B 13 HR 2-H 1B		B FF 90 B FF 89 C FF 90 X FF 92 2-1 ① F8		B SL 80 B FF 91 B FF 90 B FF 88 4-0 23 S BB		F FF 93 X CH 87 0-1 ③ G3-1	3	1	1	1	1	0	0

	AB	35
	R	5
	H	7
	RBI	5
	BB	1
	SO	6
	LOB	8

Inning Stats										
	R: 0 E: 0 K: 0 S: 5	H: 0 LOB: 0 BB: 0 P: 8	R: 0 E: 0 K: 2 S: 10	H: 1 LOB: 1 BB: 0 P: 17	R: 4 E: 1 K: 0 S: 16	H: 3 LOB: 0 BB: 0 P: 24	R: 0 E: 0 K: 1 S: 10	H: 0 LOB: 0 BB: 0 P: 16	R: 0 E: 0 K: 1 S: 14	H: 2 LOB: 2 BB: 0 P: 24
	R: 0 E: 0 K: 0 S: 6	H: 0 LOB: 0 BB: 0 P: 7	R: 0 E: 0 K: 1 S: 8	H: 0 LOB: 1 BB: 1 P: 18	R: 0 E: 0 K: 1 S: 11	H: 0 LOB: 0 BB: 0 P: 17	R: 1 E: 0 K: 0 S: 11	H: 1 LOB: 0 BB: 0 P: 13	1B: 5 2B: 0 3B: 0 HR: 2	SF: 0 SAC: 0 DP: 0 HBP: 0
	WP: 0 PB: 0 SB: 1 CS: 0	PA: 36								

PITCHER		IP	WLS	BF	H	R	ER	SO	BB	IBB	HBP	BLK	WP	HR	S	P	ERA	WHIP
51 Anthony Swarzak, R ERA: 3.52	(1, 1)	6.0	L	25	6	4	3	4	0	0	0	0	0	1	61	96	4.50	1.000
50 Jose Mijares, L ERA: 4.76	(7, 1)	2.0		7	0	0	0	2	1	0	0	0	0	0	19	35	0.00	0.500
55 Matt Capps, R ERA: 4.87	(9, 1)	1.0		4	1	1	1	0	0	0	0	0	0	1	11	13	9.00	1.000

PITCHER	IP	WLS	BF	H	R	ER	SO	BB	IBB	HBP	BLK	WP	HR	S	P	ERA	WHIP

BOTTOM

Cleveland Indians @ Minnesota Twins

Target Field, Minneapolis, MN

Mon Jul 18 2011, 12:11 PM - 2:54 PM CDT

Att. 39,768 - Sunny - 90 F

livebaseballscorecards.com

Batter	1	2	3	4	5	6	7	8	9	AB	R	H	RBI	BB	SO	LOB
11 Ben Revere, L (1, 8) OBP: 0.308, SLG: 0.313	C SI 92 X FF 91 0-1 G1-3 ①		C FF 90 X FC 89 0-1 G5-3 ①		C CU 76 X FF 91 0-1 G1-3 ③			C FF 91 F SL 82 F FF 93 B SL 82 F FF 93 F SL 82 B FF 93 X FF 93 2-2 G6-3 ②		4	0	0	0	0	0	1
12 Alexi Casilla, S (1, 4) OBP: 0.318, SLG: 0.359	B SI 91 X FF 92 1-0 F8 ②		D CH 81 B FF 91 B FF 90 C FF 89 F FF 90 X SI 91 3-2 F9 ②			B SI 91 C FF 90 X CU 76 1-1 G6-3 ①		B FF 91 C FF 90 X FF 92 1-1 G6-3 ③		4	0	0	0	0	0	1
7 Joe Mauer, L (1, 3) OBP: 0.350, SLG: 0.315	C FF 93 B FF 92 B FF 91 B FF 93 F FF 92 F FF 91 X FF 93 3-2 1B		B FF 90 C FF 92 F FF 91 B CH 82 B SL 82 S SL 80 3-3 K ③			C FF 92 X SL 80 0-1 1B			B FF 90 X SI 88 1-0 5 HR 1B	4	1	3	0	0	1	1
5 Michael Cuddyer, R (1, 9) OBP: 0.369, SLG: 0.470	C FF 92 B FF 90 B FF 92 B SI 90 C SI 92 S FF 92 3-3 K ③			X CU 74 0-0 G5-3 ①		C FF 91 F FF 92 S SI 91 0-3 K ②			C FC 87 B CU 76 F FC 87 B CU 75 F FC 88 X CH 81 2-2 1-H HR	4	1	1	2	0	2	2
25 Jim Thome, L (1, 10) OBP: 0.343, SLG: 0.431		S FF 91 S SL 80 B FF 91 B FF 94 B FF 93 B FF 90 4-2 22 1B BB		C FF 90 X CU 78 0-1 G6-3 ②		S SI 92 S SI 92 B FF 92 C FF 92 1-3 K ③			B FF 93 S FF 94 B SL 80 F FF 93 F FF 94 B SL 82 X FF 95 3-2 G3 ①	3	0	0	0	1	1	1
21 Delmon Young, R (1, 7) OBP: 0.292, SLG: 0.354		X CH 82 0-0 F7 ①		C CU 77 B CH 82 X FF 92 1-1 2B			B CH 76 X FF 90 1-0 F9 ①		C FF 94 F SL 82 B FF 92 X FF 93 1-2 G4-3 ②	4	0	1	0	0	0	1
22 Danny Valencia, R (1, 5) OBP: 0.281, SLG: 0.375		B SI 91 X CH 80 1-0 41 G6-4-3 1-2 1B		F FF 90 S FF 91 B SI 92 S FF 91 1-3 K ③			F FF 91 B SI 91 B CU 76 B FF 90 B SI 91 4-1 41 G4-6-3 BB		C FF 94 B FF 94 F FF 92 C FF 95 1-3 K ③	3	0	1	0	1	2	1
41 Drew Butera, R (1, 2) OBP: 0.214, SLG: 0.283	F FF 92 B FF 90 B FF 92 B FF 91 C FF 91 X SI 91 3-2 G6-4-3 ② ③ 1-2f		C FC 89 B FF 89 B SI 91 B SI 90 X FF 91 3-1 F9 ①				X SI 89 0-0 G4-6-3 ② ③ 1-2f			3	0	0	0	0	0	3
1 Tsuyoshi Nishioka, S (1, 6) OBP: 0.290, SLG: 0.257			C FF 89 X CH 79 0-1 E5 1B		C FF 90 B SI 91 X CH 81 1-1 F8 ②			C FF 89 C FF 91 F FF 92 F FF 91 F FF 92 F FF 93 B FF 93 B FF 93 F FF 93 2-2 X FF 92 G4-3 ①		3	0	1	0	0	0	0
Inning Stats	R: 0 E: 0 K: 1 S: 10 H: 1 LOB: 1 BB: 0 P: 17	R: 0 E: 0 K: 0 S: 7 H: 1 LOB: 1 BB: 1 P: 15	R: 0 E: 1 K: 1 S: 10 H: 1 LOB: 1 BB: 0 P: 16	R: 0 E: 0 K: 1 S: 8 H: 1 LOB: 1 BB: 0 P: 10	R: 0 E: 0 K: 0 S: 6 H: 0 LOB: 0 BB: 0 P: 10	R: 0 E: 0 K: 2 S: 10 H: 1 LOB: 1 BB: 0 P: 12	R: 0 E: 0 K: 0 S: 3 H: 0 LOB: 0 BB: 1 P: 8	R: 0 E: 0 K: 0 S: 16 H: 0 LOB: 0 BB: 0 P: 21	R: 2 E: 0 K: 1 S: 15 H: 2 LOB: 0 BB: 0 P: 23	1B: 5 2B: 1 3B: 0 HR: 1 SF: 0 SAC: 0 DP: 2 HBP: 0	WP: 0 PB: 0 SB: 0 CS: 0 PA: 34					

PITCHER		IP	WLS	BF	H	R	ER	SO	BB	IBB	HBP	BLK	WP	HR	S	P	ERA	WHIP
31 David Huff, L ERA:	(1, 1)	7.0	W	26	5	0	0	5	2	0	0	0	0	0	54	88	0.00	1.000
49 Tony Sipp, L ERA: 2.58	(8, 1)	1.0		3	0	0	0	0	0	0	0	0	0	0	16	21	0.00	0.000
37 Chad Durbin, R ERA: 6.75	(9, 1)	0.0		2	2	2	2	0	0	0	0	0	0	1	5	8	∞	∞
52 Vinnie Pestano, R ERA: 2.72	(9, 1)	1.0	S	3	0	0	0	1	0	0	0	0	0	0	10	15	0.00	0.000

PITCHER	IP	WLS	BF	H	R	ER	SO	BB	IBB	HBP	BLK	WP	HR	S	P	ERA	WHIP

AB	32
R	2
H	7
RBI	2
BB	2
SO	6
LOB	11

Cleveland Indians @ Minnesota Twins

Target Field, Minneapolis, MN

Mon Jul 18 2011, 7:10 PM - 10:13 PM CDT

Att. 38,491 - Partly Cloudy - 93 F

TOP

livebaseballscorecards.com

Batter	1	2	3	4	5	6	7	8	9	AB	R	H	RBI	BB	SO	LOB
23 Michael Brantley, L (1, 7) OBP: 0.337, SLG: 0.394	C FF 90 X SI 90 0-1 ① G4-3		B FF 90 1 SAFE B FF 89 F SI 88 1 SAFE B CU 79 X FF 89 3-1 1-3 2B		B FF 89 X FF 88 1-0 13 1B 1-3 2-H 1B		1 SAFE X SI 88 0-0 ① SH5-4 1-3		C SL 78 B SL 80 F FF 87 F FF 90 F FF 89 X FF 89 1-2 13 BLK 48 1B 1B	4	1	3	1	0	0	0
13 Asdrúbal Cabrera, S (1, 6) OBP: 0.343, SLG: 0.495	C FF 90 B CH 85 X CH 85 1-1 ② G5-3		X CU 80 0-0 ③ F8		C FF 89 X FF 88 0-1 1-3 3-H 1B		I IN 60 I IN 61 I IN 61 I IN 62 4-0 48 1B IBB		1 SAFE 1 SAFE B SI 88 1 SAFE S SI 86 B SI 88 B SI 88 F CH 76 X CH 76 3-2 ② G1-3 1-2	4	0	1	1	1	0	3
48 Travis Hafner, L (1, 10) OBP: 0.414, SLG: 0.516 1 Luis Valbuena, L (9, PR) OBP: 0.188, SLG: 0.188 (9, 10)	B FF 90 X FF 90 1-0 ③ F7			C CU 78 B CU 78 X FF 88 1-1 ① G5-3	X SI 90 0-0 ③ F8		B SL 82 F SI 91 1 SAFE X SL 85 1-1 1-2 3-H 1B		F FF 87 C CH 76 X FF 88 0-2 2-H 41 3B 1B	5 0	0 1	2 0	2 0	0 0	0 0	2 0
41 Carlos Santana, S (1, 3) OBP: 0.360, SLG: 0.433		X FF 89 0-0 ① G5-3		C CH 82 B CH 82 C CU 79 B CH 82 X CU 79 2-2 ② G6-3		C CU 78 C FF 87 X CU 79 0-2 ① G1-3	S SL 86 B FF 94 X SL 84 1-1 ② F7		C CH 77 S FF 87 D CH 74 X CH 76 1-2 1-H 3B	5	0	1	1	0	0	2
20 Orlando Cabrera, R (1, 4) OBP: 0.276, SLG: 0.325		C FF 88 B FF 88 B CU 78 X SI 89 2-1 ② G6-3		X FF 89 0-0 ③ F8		B CH 83 S CH 82 B CU 83 B SI 89 X FF 87 3-1 ② G6-3	C SL 87 B SL 87 X FF 95 1-1 ③ G6-3		B FF 87 D CH 76 S FF 86 F FF 86 T FF 88 2-2 ③ K	5	0	0	0	0	1	4
26 Austin Kearns, R (1, 9) OBP: 0.314, SLG: 0.331		C CU 80 B SI 90 X FF 89 1-1 ③ G4-3			C CU 78 X CH 82 0-1 ① G5-3	X CH 83 0-0 1B		C CU 76 B SL 86 B SL 86 F FF 95 B SL 87 F SL 86 B FF 94 4-2 9 CS BB		3	0	1	0	1	0	0
9 Jack Hannahan, L (1, 5) OBP: 0.308, SLG: 0.343			C SI 89 X FF 89 0-1 23 2B 1B		X SI 89 0-0 ② F7	B FF 90 C CU 80 F SI 88 B FF 90 C CU 79 2-3 ③ K		S SI 93 F FF 96 S FF 95 0-3 ① ② K 1-2		4	0	1	0	0	2	2
6 Lou Marson, R (1, 2) OBP: 0.295, SLG: 0.355			B FF 89 C CH 83 F SI 90 F FF 89 B SI 89 X FF 90 2-2 ① F8		B FF 89 X FF 88 1-0 23 1B 2B		C CU 79 C CU 79 B FF 88 B CH 82 F CU 79 B FF 88 F FF 88 X FF 87 3-2 HR	B FF 95 X FF 94 1-0 ③ G6-3		4	2	2	1	0	0	1
12 Ezequiel Carrera, L (1, 8) OBP: 0.273, SLG: 0.200			B FF 90 F FF 90 L FF 89 F CU 80 F FF 90 X CU 78 1-2 ② L3		D CU 79 B CU 79 B FF 89 C FF 89 B SI 88 4-1 23 1B 13 1B BB		C CU 78 B CU 79 B CU 78 X FF 88 2-1 E5 23 SH5-4 23 S 48 1B		C SI 86 B FF 87 B SI 86 B FF 86 F FF 87 X FF 88 3-2 ① P4	3	2	0	0	1	0	1
Inning Stats	R: 0 E: 0 K: 0 S: 5 H: 0 LOB: 0 BB: 0 P: 7	R: 0 E: 0 K: 0 S: 5 H: 0 LOB: 0 BB: 0 P: 8	R: 0 E: 0 K: 0 S: 14 H: 2 LOB: 2 BB: 0 P: 20	R: 0 E: 0 K: 0 S: 6 H: 0 LOB: 0 BB: 0 P: 9	R: 2 E: 0 K: 0 S: 9 H: 3 LOB: 2 BB: 1 P: 15	R: 0 E: 0 K: 1 S: 9 H: 1 LOB: 1 BB: 0 P: 14	R: 2 E: 1 K: 0 S: 14 H: 2 LOB: 2 BB: 1 P: 26	R: 0 E: 0 K: 1 S: 7 H: 0 LOB: 0 BB: 1 P: 12	R: 2 E: 0 K: 1 S: 20 H: 3 LOB: 2 BB: 0 P: 30	1B: 7 2B: 2 3B: 1 HR: 1 SF: 0 SAC: 1 DP: 0 HBP: 0						

	AB	37
	R	6
	H	11
	RBI	6
	BB	3
	SO	3
	LOB	15

WP: 0 PA: 41
PB: 0
SB: 1
CS: 1

PITCHER		IP	WLS	BF	H	R	ER	SO	BB	IBB	HBP	BLK	WP	HR	S	P	ERA	WHIP
58 Scott Diamond, L ERA: 4.26	(1, 1)	6.1	L	29	7	4	3	1	1	1	0	0	0	1	56	90	4.26	1.263
54 Phil Dumatrait, L ERA: 5.89	(7, 1)	0.0		1	1	0	0	0	0	0	0	0	0	0	2	3	∞	∞
31 Alex Burnett, R ERA: 6.21	(7, 1)	1.2		5	0	0	0	1	1	0	0	0	0	0	11	18	0.00	0.600
44 Chuck James, L ERA: 3.0	(9, 1)	1.0		6	3	2	2	1	0	0	0	1	0	0	20	30	18.00	3.000

PITCHER	IP	WLS	BF	H	R	ER	SO	BB	IBB	HBP	BLK	WP	HR	S	P	ERA	WHIP

Cleveland Indians @ Minnesota Twins

Target Field, Minneapolis, MN

Mon Jul 18 2011, 7:10 PM - 10:13 PM CDT

Att. 38,491 - Partly Cloudy - 93 F

livebaseballscorecards.com

Batter	1	2	3	4	5	6	7	8	9	AB	R	H	RBI	BB	SO	LOB
11 Ben Revere, L (1, 8) OBP: 0.300, SLG: 0.305	B FF 94 C FF 95 B SI 94 B SI 94 C FF 94 X FF 92 3-2 ① G3		C SI 93 X CH 86 0-1 ① G1-3		B SI 94 B FF 93 C FF 93 F FF 93 X SI 94 2-2 ① G6-3		B FF 88 C FF 88 X CH 83 1-1 ② G4-3		C FF 92 B FF 93 X FF 92 1-1 ③ G4-3	5	0	0	0	0	0	0
12 Alexi Casilla, S (1, 6) OBP: 0.317, SLG: 0.361	F SI 95 B SI 95 C CH 87 X SI 96 1-2 ② G4-3		B CH 88 B SI 94 B FF 93 C FF 93 F FF 93 X FF 93 3-2 7 1B 2B		C CH 86 X SI 94 0-1 ② F8		B FF 88 C SL 84 X FF 85 1-1 ③ G1-3			4	1	1	0	0	0	0
7 Joe Mauer, L (1, 2) OBP: 0.361, SLG: 0.336	B FF 96 B SI 94 B SI 95 C FF 95 X SI 95 3-1 2B		B SI 92 B CH 86 C CH 85 X FF 94 2-1 5 1B 2-H 1B		C SI 94 X CH 88 0-1 1B			C FF 89 F SL 86 B FF 86 F FF 89 X FF 86 1-2 ① G1-3		4	0	3	1	0	0	0
5 Michael Cuddyer, R (1, 3) OBP: 0.371, SLG: 0.470	B SI 94 B SI 95 C FF 95 F SI 94 F SI 94 X FF 95 2-2 ③ F9		C SI 93 B SI 94 B SI 94 B FF 94 C SI 93 X SI 93 3-2 1-2 1B		C SI 93 X SI 92 0-1 ③ G5-3			C SI 88 X SI 87 0-1 E1 1B		4	0	2	0	0	0	2
21 Delmon Young, R (1, 10) OBP: 0.288, SLG: 0.348		B SI 94 X SI 94 1-0 ① G1-3 C FF 94 X SL 86 0-1 38 G5-3 1B	B SI 93 F SI 93 X SI 93 1-1 ② F5 F SI 94 X SI 94 0-1 ③ G6-3			S SL 86 X SI 94 0-1 ① F8 C FF 94 X SI 94 0-1 HR		C SL 80 B SI 89 F SL 80 F SL 80 X SI 89 1-2 ② G1-3 S SI 89 B FF 90 C SI 88 S SI 87 1-3 ③ K		4	0	0	0	0	0	3
22 Danny Valencia, R (1, 5) OBP: 0.283, SLG: 0.386										4	1	2	1	0	1	3
38 Luke Hughes, R (1, 4) OBP: 0.293, SLG: 0.322		B SI 93 X FF 94 1-0 ② G5-3 1-2	B SI 93 B FF 94 X FF 93 2-0 ① G6-3			C SI 93 B SL 87 F FF 94 F SI 93 B SL 88 S FF 94 2-3 ② K			B FF 93 C FF 94 B FF 93 X FF 92 2-1 ① P3	4	0	0	0	0	1	1
24 Trevor Plouffe, R (1, 9) OBP: 0.326, SLG: 0.440		H SI 93 1-0 HBP	B FF 94 X FF 94 1-0 ② F8			F FF 94 B SI 93 B CH 86 B FF 94 X FF 94 3-1 ③ P2			B FF 93 C FF 93 B SL 81 F FF 93 F FF 93 X SL 81 2-2 HR	3	1	1	1	0	0	0
18 Jason Repko, R (1, 7) OBP: 0.284, SLG: 0.260 25 Jim Thome, L (9, PH) OBP: 0.340, SLG: 0.427		B SI 94 B SL 89 X FF 94 2-0 ③ F9	B FF 94 F FF 93 S SI 93 X SI 94 1-2 ③ G5-3				C FF 88 X SL 85 0-1 ① G1-3		C FF 93 F FF 93 B SL 85 C FF 93 1-3 ② K	3 1	0 0	0 0	0 0	0 0	0 1	2 0

	AB	R	H	RBI	BB	SO	LOB
	36	3	9	3	0	3	11

Inning Stats	1	2	3	4	5	6	7	8	9	1B	SF	WP	PA
R	0	0	1	0	0	1	0	0	1	5	0	0	37
E	0	0	0	0	0	0	0	1	0	2	0	0	
K	0	0	0	0	0	1	0	1	1	3	0	0	
S	12	5	14	5	9	10	6	13	11	HR	SAC	PB	
H	1	1	3	0	1	1	0	1	1	2	0	0	
LOB	1	2	2	0	1	0	0	1	1	3B	DP	SB	
BB	0	0	0	0	0	0	0	0	0	0	0	0	
P	21	10	23	9	11	15	8	16	17	HBP	HBP	CS	

PITCHER		IP	WLS	BF	H	R	ER	SO	BB	IBB	HBP	BLK	WP	HR	S	P	ERA	WHIP
55 Roberto Hernandez, R ERA: 5.63	(1, 1)	6.0	W	26	7	2	2	1	0	0	1	0	0	1	55	89	3.00	1.167
53 Rafael Perez, L ERA: 2.27	(7, 1)	1.1	H	4	0	0	0	0	0	0	0	0	0	0	10	13	0.00	0.000
38 Joe Smith, R ERA: 1.27	(8, 1)	0.2	H	3	1	0	0	1	0	0	0	0	0	0	9	11	0.00	1.500
54 Chris Perez, R ERA: 2.55	(9, 1)	1.0		4	1	1	1	1	0	0	0	0	0	1	11	17	9.00	1.000

PITCHER	IP	WLS	BF	H	R	ER	SO	BB	IBB	HBP	BLK	WP	HR	S	P	ERA	WHIP

Batter	1	2	3	4	5	6	7	8	9	AB	R	H	RBI	BB	SO	LOB
12 Ezequiel Carrera, L (1, 8) OBP: 0.308, SLG: 0.217	C SI 93 B SI 93 B SI 92 B SI 94 B SI 94 4-1 20 CS BB		1 SAFE C SI 93 S SL 88 S SL 86 0-3 ② K		B SI 90 L SI 91 B SI 91 L SI 91 X SL 87 2-2 13 SF9 1-2 2-3 1B		X SL 81 0-0 ② G5-3			3	0	1	0	1	1	1
20 Orlando Cabrera, R (1, 4) OBP: 0.276, SLG: 0.324	1 SAFE 1 SAFE C SI 92 1 SAFE C SL 85 B SL 84 B CH 83 B SI 93 S SL 85 3-3 ①② K 1-2		B CH 83 B SI 93 X SI 94 2-0 13 WP 1-3 1B		B SI 93 S SL 87 B SI 93 F SI 93 B SI 95 F SL 88 F SL 86 X SL 88 3-2 ① F6		B CH 81 C SI 91 B SI 91 X SL 82 2-1 ③ L5			4	0	1	0	0	1	4
13 Asdrúbal Cabrera, S (1, 6) OBP: 0.342, SLG: 0.494	L SI 93 B SI 93 X CH 86 1-1 ③ G1-3		S SL 86 F SL 87 B SL 86 B SI 91 D SL 86 S SL 87 3-3 ③ K 1-2		B SI 93 B SI 93 S SL 86 X SL 87 2-1 ② SF9 1-2 2-3 3-H			B SI 90 C SL 82 C CH 83 B SI 90 X SL 83 2-2 26 FC4-6 1B		3	0	1	1	0	1	2
41 Carlos Santana, S (1, 3) OBP: 0.357, SLG: 0.427		B SI 91 B CH 82 X SI 92 2-0 ① G5-3		B SI 91 S SL 85 B SI 92 C SI 93 X SL 89 2-2 ① G4-3	S SL 87 X CH 86 0-1 ③ P4			B SI 90 C SL 91 F SI 90 1 SAFE C SI 91 1-3 ① K		4	0	0	0	0	1	4
7 Matt LaPorta, R (1, 10) OBP: 0.306, SLG: 0.412		B CH 83 C SI 92 S SL 85 C SI 93 1-3 ② K		B CH 85 B CH 84 X SI 94 2-0 1B		B CH 83 X SI 92 1-0 ① L7		C SI 94 F SI 94 D SL 87 F FF 94 1 SAFE F FF 93 F SL 87 1 SAFE X FF 94 1-2 ② F8		4	0	1	0	0	1	1
26 Austin Kearns, R (1, 9) OBP: 0.319, SLG: 0.325		B SI 93 B SI 94 B SI 94 B SI 92 4-0 BB		D SL 87 F SI 93 X SI 92 1-1 ② F7		B SL 86 B FF 92 C SL 85 B CH 86 B SI 94 4-1 9 G4-3 BB		B SI 94 X FF 93 1-0 ③ FC4-6 1-2f		2	0	0	0	2	0	2
9 Jack Hannahan, L (1, 5) OBP: 0.304, SLG: 0.338	C SL 86 X SL 87 0-1 ③ G3			C SL 88 S SL 87 X SI 93 0-2 ③ G4-3		X SI 92 0-0 ② G4-3 1-2			C SI 96 C SL 86 S FF 97 0-3 ① K	4	0	0	0	0	1	3
6 Lou Marson, R (1, 2) OBP: 0.301, SLG: 0.355			C SI 91 C SL 84 B SL 84 B CH 85 F SL 86 F SI 93 B SL 87 B SL 86 4-2 20 1B BB		C SI 91 B SI 93 F SL 87 B SL 86 X SI 93 2-2 12 1B 28 HBP 13 SF9 1B	X SL 88 0-0 ③ G5-3			B SI 96 S SI 95 C SI 97 S SL 86 1-3 ② K	3	1	1	0	1	1	1
28 Travis Buck, L (1, 7) OBP: 0.282, SLG: 0.364 1 Luis Valbuena, L (5, PR) OBP: 0.167, SLG: 0.167 (5, 7)			B SI 93 S SL 88 F SI 92 S SL 86 1-3 ① K		H SI 92 1-0 13 SF9 12 1B 1-2 HBP		B SI 90 B SL 82 B SI 90 C SI 89 T SI 90 F SI 91 C SI 92 3-3 ① K		X SI 94 0-0 ③ G6-3	1 2	0 0	0 0	0 0	0 0	1 1	1 0
Inning Stats	R: 0 E: 0 K: 1 S: 6 H: 0 LOB: 0 BB: 1 P: 14	R: 0 E: 0 K: 1 S: 6 H: 0 LOB: 1 BB: 1 P: 13	R: 0 E: 0 K: 3 S: 14 H: 1 LOB: 2 BB: 1 P: 24	R: 0 E: 0 K: 0 S: 9 H: 1 LOB: 1 BB: 0 P: 14	R: 1 E: 0 K: 0 S: 15 H: 2 LOB: 3 BB: 0 P: 25	R: 0 E: 0 K: 0 S: 4 H: 0 LOB: 1 BB: 1 P: 9	R: 0 E: 0 K: 1 S: 7 H: 0 LOB: 0 BB: 0 P: 12	R: 0 E: 0 K: 1 S: 13 H: 1 LOB: 1 BB: 0 P: 18	R: 0 E: 0 K: 2 S: 7 H: 0 LOB: 0 BB: 0 P: 8	1B: 5 2B: 1 3B: 0 HR: 0 SF: 1 SAC: 0 DP: 1 HBP: 1						

PITCHER		IP	WLS	BF	H	R	ER	SO	BB	IBB	HBP	BLK	WP	HR	S	P	ERA	WHIP
47 Francisco Liriano, L ERA: 4.56	(1, 1)	6.0		26	4	1	1	5	4	0	1	0	1	0	54	99	1.50	1.333
54 Phil Dumatrait, L ERA: 5.49	(7, 1)	1.1		5	1	0	0	2	0	0	0	0	0	0	13	21	0.00	0.750
55 Matt Capps, R ERA: 4.79	(8, 1)	0.2		2	0	0	0	0	0	0	0	0	0	0	7	9	0.00	0.000
15 Glen Perkins, L ERA: 1.72	(9, 1)	1.0	W	3	0	0	0	2	0	0	0	0	0	0	7	8	0.00	0.000

PITCHER	IP	WLS	BF	H	R	ER	SO	BB	IBB	HBP	BLK	WP	HR	S	P	ERA	WHIP

TOP

Cleveland Indians @ Minnesota Twins

Target Field, Minneapolis, MN

Tue Jul 19 2011, 7:11 PM - 9:45 PM CDT

Att. 38,473 - Partly Cloudy - 94 F

livebaseballscorecards.com

AB	30
R	1
H	5
RBI	1
BB	4
SO	9
LOB	19

WP: 1	PA: 36		
PB: 0			
SB: 0			
CS: 1			

BOTTOM

Cleveland Indians @ Minnesota Twins

Target Field, Minneapolis, MN

Tue Jul 19 2011, 7:11 PM - 9:45 PM CDT

Att. 38,473 - Partly Cloudy - 94 F

livebaseballscorecards.com

Batter	1	2	3	4	5	6	7	8	9	AB	R	H	RBI	BB	SO	LOB
11 Ben Revere, L (1, 8) OBP: 0.295, SLG: 0.300	C FF 94 F FF 95 F FF 96 F FF 97 B SI 95 X SI 94 1-2 ① G1-3		B SI 93 F FF 94 X FF 96 1-1 ② F7			B FF 94 X FF 94 1-0 ② G4-3		B FF 91 B FF 91 C FF 90 1 SAFE 1 SAFE X FF 91 2-1 ③ F9		4	0	0	0	0	0	1
12 Alexi Casilla, S (1, 4) OBP: 0.313, SLG: 0.356	C FF 95 F FF 95 B SI 98 X FF 96 1-2 ② G1-3		C FF 93 X FF 94 0-1 ③ G1-3			B SI 93 C SI 93 L SI 94 B FF 95 S SI 94 2-3 ③ K			C FF 93 B FF 93 X FF 93 1-1 ① F7	4	0	0	0	0	1	0
7 Joe Mauer, L (1, 3) OBP: 0.364, SLG: 0.336 (9, 2)	B FF 95 C FF 95 F FF 96 B FF 96 X FF 96 2-2 1B			C FF 92 B SI 94 X SI 94 1-1 ① G1-3			C SI 92 X SI 94 0-1 E6 5 1B		B FF 93 B FF 94 B FF 94 C FF 94 B FF 94 4-1 5 2B 22 1B BB	3	1	1	0	1	0	0
5 Michael Cuddyer, R (1, 9) OBP: 0.372, SLG: 0.473 (9, 3)	C SI 93 B SI 94 X SI 94 1-1 ③ G1-3			B SI 94 C SL 79 X SI 95 1-1 ② G4-3			X SI 91 0-0 22 G5-4-3 1-2 1B		D FF 94 B FF 94 C FF 94 X FF 93 2-1 22 1B 1-3 2B	4	1	2	0	0	0	1
25 Jim Thome, L (1, 10) OBP: 0.338, SLG: 0.417 38 Luke Hughes, R (9, PR) OBP: 0.293, SLG: 0.322		B FF 94 X SI 95 1-0 ① G6-3		X SI 93 0-0 ③ G3-1			B SI 90 S SI 92 B SI 93 F SI 92 B SI 93 S SI 91 3-3 ① K		I IN 76 I IN 74 I IN 75 I IN 74 4-0 22 1B IBB	3 0	0 0	0 0	0 0	1 0	1 0	2 0
22 Danny Valencia, R (1, 5) OBP: 0.283, SLG: 0.384		B FF 96 S FF 95 B FF 96 F SI 94 F SI 94 S FF 97 2-3 ② K			B FF 94 B FF 92 B FF 92 C FF 91 S SI 91 S SI 90 3-3 ① K		C SI 92 F SI 93 F FF 95 X SI 93 0-2 ② ③ G5-4-3 1-2f		F FF 94 B FF 93 D FF 94 X FF 93 2-1 1-2 2-H 3-H 1B	4	0	1	2	0	2	2
21 Delmon Young, R (1, 7) OBP: 0.288, SLG: 0.348		C SI 96 F SI 95 F FF 97 F SI 95 B FF 96 X SI 94 1-2 1 FC4-6 1B			B SI 92 F FF 95 B FF 95 X SI 91 2-1 ② G5-3			B SI 92 C FF 93 F SI 90 F FF 94 S SI 93 1-3 ① K		3	0	1	0	0	1	0
1 Tsuyoshi Nishioka, S (1, 6) OBP: 0.291, SLG: 0.259		B FF 94 X FF 93 1-0 ③ FC4-6 1-2f			C FF 94 S SI 94 F SI 94 F FF 96 B FF 94 B SI 94 X SI 94 2-2 ③ G5-3			L SI 92 B SI 93 F FF 93 X FF 94 1-2 1B		3	0	1	0	0	0	1
41 Drew Butera, R (1, 2) OBP: 0.211, SLG: 0.279 24 Trevor Plouffe, R (8, PH) OBP: 0.322, SLG: 0.434 (9, 9)			B FF 93 F SI 93 X SI 94 1-1 ① P6			C SI 92 B SI 94 C FF 91 B FF 94 X FF 94 2-2 ① G5-3		T SI 92 B SI 92 F SI 90 S FF 94 1-3 ② K		2 1	0 0	0 0	0 0	0 0	0 1	0 1
Inning Stats	R: 0 E: 0 K: 0 S: 13 H: 1 LOB: 1 BB: 0 P: 18	R: 0 E: 0 K: 1 S: 11 H: 1 LOB: 1 BB: 0 P: 16	R: 0 E: 0 K: 0 S: 6 H: 0 LOB: 0 BB: 0 P: 8	R: 0 E: 0 K: 0 S: 5 H: 0 LOB: 0 BB: 0 P: 7	R: 0 E: 0 K: 1 S: 10 H: 0 LOB: 0 BB: 0 P: 17	R: 0 E: 0 K: 1 S: 7 H: 0 LOB: 0 BB: 0 P: 12	R: 0 E: 1 K: 1 S: 10 H: 1 LOB: 1 BB: 0 P: 13	R: 0 E: 0 K: 2 S: 12 H: 1 LOB: 1 BB: 0 P: 17	R: 2 E: 0 K: 0 S: 7 H: 2 LOB: 2 BB: 2 P: 20	1B: 5 2B: 1 3B: 0 HR: 0 SF: 0 SAC: 0 DP: 1 HBP: 0						WP: 0 PB: 0 SB: 0 CS: 0 PA: 33

	AB	31
	R	2
	H	6
	RBI	2
	BB	2
	SO	6
	LOB	8

PITCHER		IP	WLS	BF	H	R	ER	SO	BB	IBB	HBP	BLK	WP	HR	S	P	ERA	WHIP
63 Justin Masterson, R ERA: 2.64	(1, 1)	7.2		27	4	0	0	6	0	0	0	0	0	0	72	104	0.00	0.522
49 Tony Sipp, L ERA: 2.56	(8, 1)	0.1	H	1	0	0	0	0	0	0	0	0	0	0	2	4	0.00	0.000
54 Chris Perez, R ERA: 3.03	(9, 1)	0.1	L	5	2	2	2	0	1	1	0	0	0	0	7	20	54.00	9.000

PITCHER	IP	WLS	BF	H	R	ER	SO	BB	IBB	HBP	BLK	WP	HR	S	P	ERA	WHIP

Batter	1	2	3	4	5	6	7	8	9	AB	R	H	RBI	BB	SO	LOB
12 Ezequiel Carrera, L (1, 8) OBP: 0.333, SLG: 0.259	C SI 90 B SI 91 B SI 91 C FF 90 B SI 91 X SI 91 3-2 13 CS 1B			C SI 89 B CU 78 C CU 77 B FC 87 F SI 91 X CH 84 2-2 48 BB 13 1B 7 SF 1B	C SI 90 C SI 91 C FC 89 0-3 ③ K		C SL 80 F FF 90 X SL 81 0-2 ③ G4-3			4	1	2	0	0	1	2
13 Asdrúbal Cabrera, S (1, 6) OBP: 0.344, SLG: 0.496	1 SAFE 1 SAFE F SI 90 C CU 77 B FC 89 X FC 89 1-2 ① ② G4-3 1-2			B FC 87 F FC 87 1 SAFE F SI 90 X FC 88 1-2 48 BB 7 SF 1B 1-2		B SI 89 C CH 83 C SI 89 C SI 91 1-3 ① K		B SL 76 B SI 89 B FF 89 C FF 91 X FF 90 3-1 41 G3 2B		4	1	2	0	0	1	1
48 Travis Hafner, L (1, 10) OBP: 0.416, SLG: 0.519	X SI 90 0-0 ③ G4-3			B SI 90 B FC 88 B SI 91 B FF 90 4-0 7 SF 20 G4-3 1-2 2-3 BB		C SI 90 X FC 89 0-1 41 G4-3 7 PB 2B		C SL 79 X SL 82 0-1 ① F9		3	2	1	0	1	0	1
41 Carlos Santana, S (1, 2) OBP: 0.353, SLG: 0.422		C SI 88 X CH 83 0-1 ① G3		C CU 77 F FC 89 B SI 90 F FC 88 B CH 85 C SI 92 2-3 ① K		B CH 84 B FC 87 B CH 85 C CU 77 C FC 87 X SI 91 3-2 ② G4-3 2-3		B FF 94 F FF 93 C FF 93 F SI 94 F FF 94 X CH 87 1-2 ② G3 2-3		4	0	0	0	0	1	5
7 Matt LaPorta, R (1, 3) OBP: 0.302, SLG: 0.407		B SI 88 C CU 76 B FC 87 C FC 86 B SI 90 S FC 88 3-3 ② K		B FC 88 F FC 89 F SI 91 B SI 91 B FC 87 X FC 87 3-2 SF 20 G4-3 1-3 2-H 3-H		B CU 77 B CU 77 B FF 90 C SI 90 F SI 90 F SI 90 X FC 87 3-2 ③ G6-3 3-H		B SL 88 D FF 94 B SL 86 S FF 94 X FF 95 3-1 ③ F8		3	0	0	1	0	1	1
20 Orlando Cabrera, R (1, 4) OBP: 0.275, SLG: 0.323		B CU 76 X SI 90 1-0 ③ G4-3		F CU 78 F FF 90 F SI 91 D FC 88 F FC 88 F CH 86 F CU 78 F SI 90 F CH 86 1-2 ② X SI 91 G4-3 2-3 3-H			X FF 94 0-0 26 SH1-3 8 1B 1B		C FF 92 B CU 83 S SL 89 B SL 90 F FF 94 F FF 95 X SL 90 2-2 ① G6-3	4	0	1	1	0	0	1
8 Lonnie Chisenhall, L (1, 5) OBP: 0.278, SLG: 0.431			C CU 76 B SI 89 F FC 86 B SI 89 S FC 89 2-3 ① K	F CH 86 C SI 90 S FC 87 0-3 ③ K			F FF 94 B FF 92 F FF 94 X FF 94 1-2 26 SH1-3 1-2 1B		B FF 94 B FF 94 X FF 93 2-0 HR	4	1	2	1	0	2	1
26 Austin Kearns, R (1, 9) OBP: 0.320, SLG: 0.320		B SI 90 B FC 87 C SI 90 B SI 89 X SI 90 3-1 ② G5-3			B SI 87 C SI 88 B SI 88 B SI 89 B SI 90 4-1 1 CS BB		X SL 88 0-0 ① SH1-3 1-2 2-3		C FF 94 B SL 89 S FF 94 B FF 95 X SL 90 2-2 ② G6-3	2	0	0	0	1	0	0
1 Luis Valbuena, L (1, 7) OBP: 0.136, SLG: 0.136		B CH 85 F SI 89 B FF 90 T FC 88 S CH 85 2-3 ③ K			S CU 75 X CH 84 0-1 ① ② G4-3 1-2		C SL 77 X SL 79 0-1 ② P3		C CU 82 X FF 94 0-1 ③ F9	4	0	0	0	0	1	3
Inning Stats	R: 0 E: 0 K: 0 S: 7 H: 1 LOB: 0 BB: 0 P: 11	R: 0 E: 0 K: 1 S: 6 H: 0 LOB: 0 BB: 0 P: 10	R: 0 E: 0 K: 2 S: 8 H: 0 LOB: 0 BB: 0 P: 15	R: 3 E: 1 K: 2 S: 26 H: 2 LOB: 1 BB: 1 P: 39	R: 0 E: 0 K: 1 S: 6 H: 0 LOB: 0 BB: 1 P: 10	R: 1 E: 0 K: 1 S: 12 H: 1 LOB: 0 BB: 0 P: 19	R: 0 E: 0 K: 0 S: 10 H: 2 LOB: 2 BB: 0 P: 11	R: 0 E: 0 K: 0 S: 11 H: 1 LOB: 1 BB: 0 P: 18	R: 1 E: 0 K: 0 S: 11 H: 1 LOB: 0 BB: 0 P: 17	1B: 5 2B: 2 3B: 0 HR: 1 SF: 1 SAC: 1 DP: 0 HBP: 0	WP: 0 PB: 1 SB: 0 CS: 2 PA: 36					

TOP

Cleveland Indians @ Minnesota Twins

Target Field, Minneapolis, MN

Wed Jul 20 2011, 12:11 PM - 3:01 PM CDT

Att. 39,167 - Sunny - 93 F

livebaseballscorecards.com

AB	32
R	5
H	8
RBI	3
BB	2
SO	7
LOB	15

PITCHER		IP	WLS	BF	H	R	ER	SO	BB	IBB	HBP	BLK	WP	HR	S	P	ERA	WHIP
53 Nick Blackburn, R ERA: 3.87	(1, 1)	6.0		23	4	4	1	7	2	0	0	0	0	0	65	104	1.50	1.000
31 Alex Burnett, R ERA: 6.14	(7, 1)	0.1		3	2	0	0	0	0	0	0	0	0	0	5	6	0.00	6.000
50 Jose Mijares, L ERA: 4.56	(7, 1)	1.0		4	1	0	0	0	0	0	0	0	0	0	9	12	0.00	1.000
55 Matt Capps, R ERA: 4.71	(8, 1)	0.2	W	2	0	0	0	0	0	0	0	0	0	0	7	11	0.00	0.000
36 Joe Nathan, R ERA: 5.26	(9, 1)	1.0	S	4	1	1	1	0	0	0	0	0	0	1	11	17	9.00	1.000

PITCHER	IP	WLS	BF	H	R	ER	SO	BB	IBB	HBP	BLK	WP	HR	S	P	ERA	WHIP

Cleveland Indians @ Minnesota Twins

Target Field, Minneapolis, MN

Wed Jul 20 2011, 12:11 PM - 3:01 PM CDT

Att. 39,167 - Sunny - 93 F

BOTTOM

livebaseballscorecards.com

Batter	1	2	3	4	5	6	7	8	9	AB	R	H	RBI	BB	SO	LOB
11 Ben Revere, L (1, 8) OBP: 0.294, SLG: 0.299	C FC 86 X FF 88 0-1 12 2B 1B		C FF 88 S CU 72 B CU 73 B FC 86 X FF 90 2-2 ① F8		C CU 71 X CU 73 0-1 ① G1-3		C SI 88 C SL 81 B SL 80 F SL 82 B FF 90 B SL 81 C SL 80 3-3 ③ K			4	1	1	0	0	1	1
12 Alexi Casilla, S (1, 4) OBP: 0.319, SLG: 0.369	1 SAFE C FF 87 1 SAFE B CH 80 B FC 87 1 SAFE C FF 88 F FC 86 F FF 89 3-2 1 SAFE 1 SAFE B CU 72 X FF 89 7 1B 1-H 2B		X FF 90 0-0 7 L4-3 1B		B FC 86 C CH 80 S CU 72 B CU 75 X FC 87 2-2 ② G1-3			C FF 92 X CH 85 0-1 7 1B 22 1B 2B		4	2	3	1	0	0	0
7 Joe Mauer, L (1, 3) OBP: 0.368, SLG: 0.341	B FF 90 C CH 81 B FF 88 X CH 82 2-1 25 G3-5-1 2-H 1B		C FF 89 1 SAFE B FC 87 S CU 72 B FC 87 X CU 74 2-2 ②③ L4-3 1-1		B FF 90 C FC 87 C CU 74 X FC 88 1-2 ③ L6			F FF 93 B FF 93 B FF 93 S SL 82 X FF 92 2-2 22 1B 25 BB 1 1B 2-3 1B		4	1	2	1	0	0	1
5 Michael Cuddyer, R (1, 9) OBP: 0.371, SLG: 0.471	B FF 89 C FF 90 B FC 87 S FC 87 C CU 75 2-3 ① K			C FC 82 B CU 72 S FC 88 X CU 74 1-2 25 2B 1B		B FC 86 B CU 72 C FF 87 X FC 85 2-1 ① L9		C FF 93 F FF 92 S FF 93 0-3 ① K		4	1	1	0	0	2	3
25 Jim Thome, L (1, 10) OBP: 0.342, SLG: 0.423 38 Luke Hughes, R (8, PR) OBP: 0.293, SLG: 0.322 (9, 10)	B FF 90 X FF 89 1-0 ②③ G3-5-1 1-2f			X FF 88 0-0 21 1B 1-H 2B		C FC 86 S CU 74 B FF 90 F CU 76 X CU 74 1-2 ② F7		B SL 82 B SL 82 S SL 82 F SL 82 D SL 82 1 SAFE D SL 83 4-2 22 1B 1 1B 1-2 BB		3 0	1 1	1 0	1 0	1 0	0 0	1 0
22 Danny Valencia, R (1, 5) OBP: 0.282, SLG: 0.382		B FC 84 X FC 85 1-0 ① G6-3		C FF 89 X FF 88 0-1 ① G6-3		B FC 85 B FC 84 B FC 89 C FF 88 S FC 85 F FC 86 F FC 86 X FC 85 3-2 ③ F9		C SL 81 B FF 94 S SL 83 X FF 94 1-2 1 1B 1-2 2-3 3-H 1B		4	0	1	1	0	0	1
21 Delmon Young, R (1, 7) OBP: 0.287, SLG: 0.346 18 Jason Repko, R (9, 7) OBP: 0.284, SLG: 0.260		B CU 74 X FF 90 1-0 ② G4-3		X CU 74 0-0 2-H 1B			C SL 80 X SI 88 0-1 ① F8	C FF 94 F FF 95 F FF 96 B SL 81 S SL 83 1-3 ② K		4 0	0 0	1 0	1 0	0 0	1 0	3 0
1 Tsuyoshi Nishioka, S (1, 6) OBP: 0.298, SLG: 0.267		C FF 88 X CH 83 0-1 1B		F FF 88 F FC 86 B FF 89 1 SAFE F CU 74 F FC 86 F FF 88 B CU 74 F FF 88 2-2 ② F CH 81 X CU 74 P5			B SI 88 B SI 87 C SL 79 C SL 80 S SL 81 2-3 ② K	B SL 81 C FF 94 B SL 82 F FF 94 X FF 93 2-2 1-3 2-H 3-H 1B		4	0	2	2	0	1	1
41 Drew Butera, R (1, 2) OBP: 0.212, SLG: 0.278		B FF 89 C FF 88 1 SAFE X FC 85 1-1 ③ P2		B FC 86 F FC 86 C FF 89 S CU 74 1-3 ③ K			B SI 88 X SI 88 1-0 1B	S FF 93 B SL 83 B SL 82 X FF 93 2-1 ③ P3		4	0	1	0	0	1	4
Inning Stats	R: 2 E: 0 K: 1 S: 13 H: 3 LOB: 0 BB: 0 P: 21	R: 0 E: 0 K: 0 S: 6 H: 1 LOB: 1 BB: 0 P: 9	R: 0 E: 0 K: 0 S: 7 H: 1 LOB: 0 BB: 0 P: 11	R: 2 E: 0 K: 1 S: 18 H: 3 LOB: 1 BB: 0 P: 22	R: 0 E: 0 K: 0 S: 8 H: 0 LOB: 0 BB: 0 P: 11	R: 0 E: 0 K: 0 S: 11 H: 0 LOB: 0 BB: 0 P: 17	R: 0 E: 0 K: 2 S: 10 H: 1 LOB: 1 BB: 0 P: 16	R: 3 E: 0 K: 2 S: 22 H: 4 LOB: 2 BB: 1 P: 34		1B: 10 2B: 4 3B: 0 HR: 0 SF: 0 SAC: 0 DP: 2 HBP: 0						

	AB	35
	R	7
	H	13
	RBI	7
	BB	1
	SO	6
	LOB	15

PITCHER		IP	WLS	BF	H	R	ER	SO	BB	IBB	HBP	BLK	WP	HR	S	P	ERA	WHIP
43 Josh Tomlin, R ERA: 4.12	(1, 1)	6.0		24	8	4	4	2	0	0	0	0	0	0	63	91	6.00	1.333
38 Joe Smith, R ERA: 1.24	(7, 1)	1.0		4	1	0	0	2	0	0	0	0	0	0	10	16	0.00	1.000
49 Tony Sipp, L ERA: 3.23	(8, 1)	0.1	L	4	2	3	3	1	1	0	0	0	0	0	10	16	81.00	9.000
52 Vinnie Pestano, R ERA: 2.68	(8, 1)	0.2		4	2	0	0	1	0	0	0	0	0	0	12	18	0.00	3.000

PITCHER	IP	WLS	BF	H	R	ER	SO	BB	IBB	HBP	BLK	WP	HR	S	P	ERA	WHIP

Chicago White Sox @ Cleveland Indians

Progressive Field, Cleveland, OH

Fri Jul 22 2011, 7:53 PM - 10:37 PM EDT

Att. 27,477 - Overcast - 76 F

TOP

livebaseballscorecards.com

Batter	1	2	3	4	5	6	7	8	9	AB	R	H	RBI	BB	SO	LOB
1 Juan Pierre, L (1, 7) OBP: 0.332, SLG: 0.322	B FF 93 B SI 91 B SI 93 B SI 91 4-0 44 F8 10 BB BB	B SI 94 F CH 87 X CH 87 1-1 ③ G3		C FF 94 B FF 94 X FF 91 1-1 ③ G4-3		S SI 92 F SI 93 F FF 94 F CU 81 F SI 94 B SI 93 F SL 84 F FF 95 X CH 86 1-2 ③ G4-3			C SI 94 X SI 95 0-1 ① L5	4	0	0	0	1	0	2
10 Alexei Ramirez, R (1, 6) OBP: 0.334, SLG: 0.405	C SI 92 B CH 85 B FF 92 F FF 92 B SL 83 B FF 93 4-2 1-2 BB		X FF 93 0-0 ① P3		C SL 82 T SL 84 F SI 93 X SL 83 0-2 ① P5		B FF 94 B CU 80 B FF 92 B FF 94 4-0 20 1B BB		X FF 95 0-0 44 F9 14 S 1B	3	0	1	0	2	0	0
14 Paul Konerko, R (1, 3) OBP: 0.386, SLG: 0.540	C SI 94 B FF 94 B CU 81 B SI 94 X FF 93 3-1 ① F9		C FF 94 F FF 93 B SI 93 S SL 87 1-3 ② K		F SI 92 X CU 80 0-1 44 1B 20 HR 1B		F SI 92 B CH 87 F SI 93 S SL 83 1-3 ① K		C FF 95 B SL 87 B SI 96 B SI 95 S SI 96 F FF 96 F SL 88 B FF 94 4-2 1-2 BB	4	1	1	0	1	2	3
44 Adam Dunn, L (1, 10) OBP: 0.291, SLG: 0.301	F FF 94 C CH 87 F CU 80 B FF 94 B SL 86 X FF 94 2-2 ② F8 2-3		B FF 93 X FF 93 1-0 12 WP 20 1B 1B		X CH 88 0-0 20 HR 1-2 1B		1 SAFE B FF 86 C SL 84 1 SAFE F SL 86 S FF 86 1-3 ② K		F SI 95 B SI 95 F FF 95 B FF 96 X SI 95 2-2 ② F9 2-3	5	1	2	0	0	1	5
20 Carlos Quentin, R (1, 9) OBP: 0.359, SLG: 0.523 18 Brent Lillibridge, R (9, 9) OBP: 0.338, SLG: 0.460	B SL 82 X FF 94 1-0 ③ P4		X SL 84 0-0 12 WP 1-2 1B		C FF 95 B FF 94 B CH 88 X SI 94 2-1 1-H 2-H HR		X SL 86 0-0 1-2 1B		C SL 86 X FF 96 0-1 ③ P5	5 0	1 0	3 0	3 0	0 0	0 0	4 0
12 A.J. Pierzynski, L (1, 2) OBP: 0.332, SLG: 0.373		B SI 92 F FF 91 X FF 92 1-1 15 HBP 1B	B FF 94 F SL 86 B CH 88 D CH 86 I 4-1 1-2 2-3 IBB		X FF 94 0-0 ② F7		C FF 86 S SL 86 F SL 86 X FF 87 0-2 ③ G4-3			3	0	1	0	1	0	2
51 Alex Rios, R (1, 8) OBP: 0.255, SLG: 0.304		C SI 94 S CH 87 S SL 85 0-3 ① K	X SL 84 0-0 ③ F7		B CU 81 X SI 92 1-0 ③ L5			B SL 81 B SI 89 F SI 88 F SI 90 X SL 81 2-2 ① F9		4	0	0	0	0	1	4
23 Mark Teahen, L (1, 5) OBP: 0.285, SLG: 0.315 22 Brent Morel, R (8, 5) OBP: 0.261, SLG: 0.291		C SI 94 F FF 93 S SL 82 0-3 ② K	X FF 92 0-0 ① F7		B FF 90 F CH 84 C CH 86 F SL 83 X FF 92 1-2 ① G4-3			S FF 90 S FF 91 S SI 91 0-3 ② K		4 0	0 0	0 0	0 0	0 0	2 0	1 0
15 Gordon Beckham, R (1, 4) OBP: 0.307, SLG: 0.355		H FF 92 1-0 1-2 HBP	C FF 93 F CU 80 F SI 93 B SL 86 F SI 93 F FF 92 F CU 81 S SL 85 1-3 ② K		B SI 92 F CU 77 F CU 80 S SL 83 1-3 ② K			X SI 89 0-0 ③ G6-3		3	0	0	0	0	2	0

| Inning Stats | | |

Batter	1	2	3	4	5	6	7	8	9	AB	R	H	RBI	BB	SO	LOB
12 Ezequiel Carrera, L (1, 8) OBP: 0.333, SLG: 0.267	C FF 89 B FF 91 L SI 89 B CU 78 F CU 78 F FF 92 X CU 77 2-2 ① G6-3			C FC 88 T CH 83 X FF 90 0-2 23 G3-6-1 1B		X FC 85 0-0 ② B5-3		X FF 95 0-0 ③ F7		3	0	1	0	0	0	0
20 Orlando Cabrera, R (8, PH) OBP: 0.275, SLG: 0.322										1	0	0	0	0	0	2
28 Travis Buck, L (9, 7) OBP: 0.282, SLG: 0.364										0	0	0	0	0	0	0
23 Michael Brantley, L (1, 7) (9, 8) OBP: 0.336, SLG: 0.392	C FF 90 X SI 90 0-1 ② G4-3			X SI 88 0-0 ① ② G3-6-1 1-2f		C SI 90 C CU 79 B CU 80 B CU 78 S FC 85 2-3 ③ K			C FF 94 X FF 94 0-1 48 DI 1B	4	0	1	0	0	1	1
13 Asdrúbal Cabrera, S (1, 6) OBP: 0.340, SLG: 0.491	S SI 91 B SI 91 F SI 90 F CU 79 B FF 90 B SI 90 X FC 86 3-2 ③ F8			B SI 89 F FC 85 B CU 78 B FC 85 X SI 90 3-1 ③ F7			C FC 84 B CU 77 X FC 86 1-1 ① G3		C FC 88 F FF 95 B SL 86 S FC 87 1-3 ① K	4	0	0	0	0	1	1
48 Travis Hafner, L (1, 10) OBP: 0.408, SLG: 0.508		C SI 90 B FF 90 B SI 91 C FC 86 B CU 79 X FC 86 3-2 ① P6			B CH 82 B FF 90 F FF 90 X SI 91 2-1 ① G6-3		X SI 89 0-0 ② G4-3		B FF 96 C FF 95 F FF 96 F FC 87 B FF 95 X FF 96 2-2 ② L8 1-2	4	0	0	0	0	0	1
7 Matt LaPorta, R (1, 3) OBP: 0.297, SLG: 0.400		B FF 92 B SI 90 F SI 91 B FC 86 C FF 91 T FC 86 3-2 ② K			S FC 85 B CU 80 B FC 86 B SI 91 X FF 91 3-1 ② G5-3		C FF 90 B SI 90 F SI 90 C CU 79 1-3 ③ K		F FF 96 D SL 86 C SL 84 S SL 86 1-3 ③ K2-3	4	0	0	0	0	3	1
8 Lonnie Chisenhall, L (1, 5) OBP: 0.298, SLG: 0.463		B FF 91 F FF 90 B SI 90 C FC 87 B FF 91 S FC 87 3-3 ③ K			X SI 90 0-0 26 1B 2B			C FF 89 X CU 78 0-1 41 G4-3 22 HBP 1B		3	0	2	0	0	1	0
26 Austin Kearns, R (1, 9) OBP: 0.320, SLG: 0.321		C FF 89 F SI 90 S CU 77 0-3 ① K			C FC 87 B SI 91 X SI 90 1-1 2-3 1B			S FC 85 X FC 85 0-1 ① L8		3	0	1	0	0	1	1
22 Jason Kipnis, L (1, 4)		C SI 88 B CH 82 X FF 90 1-1 ② G4-3			F FC 87 B FF 91 1 SAFE X FC 86 1-1 ③ F9			F FC 85 B CU 78 F FF 91 F CU 80 D CU 79 H FC 86 3-2 41 G4-3 HBP 1-2		2	0	0	0	0	0	2
6 Lou Marson, R (1, 2) OBP: 0.297, SLG: 0.349		C FF 89 X SI 89 0-1 ③ G6-3				B FC 83 C FC 84 X SI 89 1-1 ① G5-3		C FC 85 F FC 86 B CU 79 B FF 91 X CU 78 2-2 ② G4-3 1-2 2-3		2	0	0	0	0	0	0
41 Carlos Santana, S (8, PH) OBP: 0.352, SLG: 0.421 (9, 2)										1	0	0	0	0	0	2
Inning Stats	R: 0 H: 0 E: 0 LOB: 0 K: 0 BB: 0 S: 11 P: 16	R: 0 H: 0 E: 0 LOB: 0 K: 2 BB: 0 S: 9 P: 18	R: 0 H: 0 E: 0 LOB: 0 K: 1 BB: 0 S: 7 P: 8	R: 0 H: 1 E: 0 LOB: 0 K: 0 BB: 0 S: 6 P: 9	R: 0 H: 2 E: 0 LOB: 2 K: 0 BB: 0 S: 9 P: 16	R: 0 H: 0 E: 0 LOB: 0 K: 1 BB: 0 S: 6 P: 9	R: 0 H: 0 E: 0 LOB: 0 K: 1 BB: 0 S: 6 P: 8	R: 0 H: 1 E: 0 LOB: 2 K: 0 BB: 0 S: 11 P: 16	R: 0 H: 1 E: 0 LOB: 1 K: 2 BB: 0 S: 12 P: 16	1B: 4 SF: 0 2B: 1 SAC: 0 3B: 0 DP: 1 HR: 0 HBP: 1						WP: 0 PA: 32 PB: 0 SB: 0 CS: 0

PITCHER		IP	WLS	BF	H	R	ER	SO	BB	IBB	HBP	BLK	WP	HR	S	P	ERA	WHIP
34 Gavin Floyd, R ERA: 4.11	(1, 1)	7.2	W	27	4	0	0	5	0	0	1	0	0	0	64	99	0.00	0.522
37 Matt Thornton, L ERA: 3.41	(8, 1)	1.0	H	4	1	0	0	1	0	0	0	0	0	0	10	13	0.00	1.000
46 Sergio Santos, R ERA: 3.16	(9, 1)	0.1	S	1	0	0	0	1	0	0	0	0	0	0	3	4	0.00	0.000

PITCHER	IP	WLS	BF	H	R	ER	SO	BB	IBB	HBP	BLK	WP	HR	S	P	ERA	WHIP

BOTTOM

Chicago White Sox @ Cleveland Indians

Progressive Field, Cleveland, OH

Fri Jul 22 2011, 7:53 PM - 10:37 PM EDT

Att. 27,477 - Overcast - 76 F

livebaseballscorecards.com

AB	31
R	0
H	5
RBI	0
BB	0
SO	7
LOB	11

Chicago White Sox @ Cleveland Indians

Progressive Field, Cleveland, OH

Sun Jul 24 2011, 1:06 PM - 4:00 PM EDT

Att. 20,252 - Partly Cloudy - 85 F

TOP

livebaseballscorecards.com

Batter	1	2	3	4	5	6	7	8	9	AB	R	H	RBI	BB	SO	LOB
1 Juan Pierre, L (1, 7) OBP: 0.334, SLG: 0.327	B SI 93 B SI 90 C FF 92 X SI 93 2-1 10 SH5-4 14 G6-3 2B		F FF 94 F FF 96 B SI 93 B SI 95 X SI 95 2-2 1B			1 SAFE X SI 90 0-0 ① SH2-3 1-2		C SI 88 X SI 89 0-1 ① F8		3	1	2	0	0	0	0
10 Alexei Ramirez, R (1, 6) OBP: 0.332, SLG: 0.402	B SI 92 L SI 91 X SI 91 1-1 ① SH5-4 2-3		C SI 94 1 SAFE S SI 92 B SI 95 X SI 94 1-2 ③ G5-3			S SI 93 B SI 92 B SI 95 F SI 90 F SI 93 S FF 94 2-3 ② K		B SL 80 B SI 88 C SI 88 B SL 81 C SI 88 S SI 90 3-3 ② K		3	0	0	0	0	2	2
14 Paul Konerko, R (1, 3) OBP: 0.385, SLG: 0.535	F SI 93 X SI 94 0-1 ② G6-3 3-H			F SI 93 B SI 92 B SI 92 S SI 94 F SI 96 F SI 93 S FF 96 2-3 ① K		I I I I 4-0 44 E IBB		C SL 81 F SI 89 B SL 82 B SI 91 F SI 91 C SL 82 2-3 ③ K		3	1	0	1	1	2	0
44 Adam Dunn, L (1, 10) OBP: 0.287, SLG: 0.297	C SI 95 B SI 95 B SI 94 X SI 94 2-1 ③ F8			F FF 95 B SI 95 F SI 94 C SI 94 1-3 ② K		B FF 92 B SI 94 F SI 92 X SI 93 2-1 E8 1-H 2-H			X FF 91 0-0 ① G4-3	4	0	0	0	0	1	0
20 Carlos Quentin, R (1, 9) OBP: 0.358, SLG: 0.519 18 Brent Lillibridge, R (9, PR) OBP: 0.338, SLG: 0.460 (9, 9)		B SI 92 S SI 93 F SI 94 S FF 95 1-3 ① K		X SI 95 0-0 ③ G4-3		C SL 80 B SI 94 F SI 93 F SI 93 B SI 94 F SI 92 B SI 96 S SI 92 3-3 ③ K			C FF 90 B CH 82 B FF 92 S FF 91 F CH 81 F FF 92 X SL 83 2-2 51 WP 12 1B 1B	4 0	0 0	1 0	0 0	0 0	2 0	1 0
12 A.J. Pierzynski, L (1, 2) OBP: 0.331, SLG: 0.372		B SI 93 F SI 94 X FF 96 1-1 ② G3			B SI 92 F SI 93 B FF 95 X FF 94 2-1 ① G4-3		B SI 91 F FF 93 B SI 92 S SI 91 F FF 93 X SI 94 2-2 ① F9		X FF 92 0-0 51 WP 1-2 1B	4	0	1	0	0	0	0
51 Alex Rios, R (1, 8) OBP: 0.253, SLG: 0.300		B SI 96 F SI 92 C FF 96 F FF 95 F FF 96 F SL 84 X SI 96 1-2 ③ G6-3			S FF 95 F SI 95 T SI 95 0-2 ② K		F FF 94 B SI 93 X SI 95 1-1 E6 23 E 23 S 23 1B		C SL 83 D FF 92 F FF 92 F SL 82 F FF 92 F FF 92 B SL 84 F FF 93 X SL 83 2-2 ② P4 1-2 2-3	4	1	0	0	0	1	2
23 Mark Teahen, L (1, 5) OBP: 0.283, SLG: 0.313 22 Brent Morel, R (9, 5) OBP: 0.261, SLG: 0.291			L SI 91 F FF 93 B FF 94 B SI 94 B SI 92 X SI 92 3-2 ① F8		B SI 93 B SI 93 C SI 94 B SI 92 X SI 91 3-1 ③ G3		S SI 91 B SI 93 C SL 80 X SL 84 1-2 11 CS 1-H 1B		B FF 93 L SL 84 X FF 93 1-1 ③ P6	4 0	0 0	1 0	1 0	0 0	0 0	3 0
11 Omar Vizquel, S (1, 4) OBP: 0.299, SLG: 0.325			C SI 92 F FF 95 X FF 94 0-2 ② G5-3			B SI 89 C SI 91 B FF 93 X SI 89 2-1 1 SH2-3 44 E 1B	S PO 91 S SI 92 X SI 92 1-1 ②③ L5 1-2			3	1	1	0	0	0	1

Inning Stats	1	2	3	4	5	6	7	8	9
	R: 1 E: 0 K: 0 S: 8	H: 1 LOB: 0 BB: 0 P: 13	R: 0 E: 0 K: 1 S: 11	H: 0 LOB: 0 BB: 0 P: 14	R: 0 E: 0 K: 0 S: 12	H: 1 LOB: 1 BB: 0 P: 18	R: 0 E: 0 K: 2 S: 9	H: 0 LOB: 0 BB: 0 P: 12	R: 0 E: 0 K: 1 S: 7	H: 0 LOB: 0 BB: 0 P: 12	R: 2 E: 1 K: 2 S: 14	H: 1 LOB: 1 BB: 1 P: 27	R: 1 E: 1 K: 0 S: 12	H: 1 LOB: 0 BB: 0 P: 16	R: 0 E: 0 K: 2 S: 9	H: 0 LOB: 0 BB: 0 P: 14	R: 0 E: 0 K: 0 S: 16	H: 2 LOB: 3 BB: 0 P: 21

1B: 5	SF: 0
2B: 1	SAC: 2
3B: 0	DP: 0
HR: 0	HBP: 0

WP: 1	PA: 35
PB: 0	
SB: 1	
CS: 1	

AB	32
R	4
H	6
RBI	2
BB	1
SO	8
LOB	9

PITCHER		IP	WLS	BF	H	R	ER	SO	BB	IBB	HBP	BLK	WP	HR	S	P	ERA	WHIP
63 Justin Masterson, R ERA: 2.57	(1, 1)	7.0	L	27	4	4	1	6	0	1	0	0	0	0	73	112	1.29	0.571
38 Joe Smith, R ERA: 1.17	(8, 1)	1.0		3	0	0	0	2	0	0	0	0	0	0	9	14	0.00	0.000
49 Tony Sipp, L ERA: 3.15	(9, 1)	1.0		5	2	0	0	0	0	0	0	0	1	0	16	21	0.00	2.000

PITCHER		IP	WLS	BF	H	R	ER	SO	BB	IBB	HBP	BLK	WP	HR	S	P	ERA	WHIP

BOTTOM

Chicago White Sox @ Cleveland Indians

Progressive Field, Cleveland, OH

Sun Jul 24 2011, 1:06 PM - 4:00 PM EDT

Att. 20,252 - Partly Cloudy - 85 F

livebaseballscorecards.com

Batter	1	2	3	4	5	6	7	8	9	AB	R	H	RBI	BB	SO	LOB
12 Ezequiel Carrera, L (1, 8) OBP: 0.361, SLG: 0.281	B FF 93 C FF 93 B SI 95 C FF 94 B SI 96 B FF 93 4-2 23 L7 BB		1 SAFE P PO 86 L SI 94 B FF 94 1 SAFE X SI 94 2-1 ① SH2-4 1-2		X FF 97 0-0 2-H 1B			C SI 94 B SL 81 B SL 82 C SI 94 F SL 84 C SL 81 2-3 ① K		2	0	1	1	1	1	0
23 Michael Brantley, L (1, 7) OBP: 0.333, SLG: 0.388	B FF 94 1 SAFE C SL 86 X SI 95 1-1 ①② L7 1-2		C SI 95 C FF 97 B FF 97 X FF 97 1-2 ② G4-3		1 SAFE X FF 97 0-0 ③ G3			C SI 95 C SL 81 F SL 82 C SL 82 0-3 ② K		4	0	0	0	0	1	3
13 Asdrúbal Cabrera, S (1, 6) OBP: 0.342, SLG: 0.492	B SI 96 B FF 95 S SL 87 B FF 97 X SI 95 3-1 2B		B SL 90 B FF 96 X FF 97 2-0 ③ G4-3			C SL 85 F FF 97 B SL 88 B SI 97 F SI 95 F SL 88 B SL 85 4-2 48 1B 48 1B BB		C SL 81 S SL 82 S SL 82 0-3 ③ K		3	1	1	0	1	1	1
48 Travis Hafner, L (1, 10) OBP: 0.405, SLG: 0.503	C SI 95 F SL 89 X FF 95 0-2 ③ G5-3			C CU 80 S CH 88 B SI 96 B SL 90 B SI 98 X CH 86 3-2 ① F9		S SL 89 B FF 95 B FF 95 C SL 88 B FF 96 F SL 88 X SI 94 3-2 41 G4-6-3 1-H 1B			B SI 94 X SI 93 1-0 ① G4-3	4	0	1	1	0	0	1
41 Carlos Santana, S (1, 2) OBP: 0.351, SLG: 0.417		C SI 94 B FF 98 S SL 89 B F SL 87 X SL 90 2-2 ① G4-3		B CU 82 B CU 80 X FF 96 2-0 ② G4-3		C CU 79 X FF 95 0-1 ①② G4-6-3 1-2f			B SI 94 B FF 95 B FF 95 B FF 96 4-0 8 DI BB	3	0	0	0	1	0	1
20 Orlando Cabrera, R (1, 4) OBP: 0.271, SLG: 0.318		B FF 96 B SI 97 C FF 97 F SI 97 F SL 89 B SL 89 F SL 88 S SL 89 3-3 ② K		B CH 88 S SL 88 B FF 97 X SI 97 2-1 ③ G6-3		S SL 89 S SL 86 B SL 89 B SI 95 F SL 88 F SL 89 B CU 81 S SL 86 3-3 ③ K			B FF 96 C FF 94 B SL 84 X FF 94 2-1 ② F8	4	0	0	0	0	2	1
8 Lonnie Chisenhall, L (1, 5) OBP: 0.295, SLG: 0.448	F SI 97 B SL 88 B CH 88 X SL 90 2-1 1B		B SL 87 B FF 95 F SI 96 S SI 95 S FF 98 2-3 ① K		X FF 94 0-0 ① F9		B FF 95 C SI 95 B SL 86 B FF 95 F FF 96 X SL 84 3-2 ③ G4-3 1-2	4	0	1	0	0	1	1
7 Matt LaPorta, R (1, 3) OBP: 0.297, SLG: 0.399	B SI 95 B SI 95 X SL 90 2-0 ③ G1-3		C FF 97 B SL 88 X SL 87 1-1 28 G6-3 12 1B 1B		B FF 93 F FF 94 C FF 94 T FF 95 1-2 ② K			3	1	1	0	0	1	1
28 Travis Buck, L (1, 9) OBP: 0.283, SLG: 0.359		B FF 95 C SI 94 S FF 96 B FF 91 B SL 88 B SL 89 4-2 12 SH2-4 BB	C SI 94 C SI 97 X FF 98 0-2 ② G6-3 1-2		F FF 94 B SL 86 S SL 85 X CH 83 1-2 ③ G6-3			2	0	0	0	1	0	1
Inning Stats	R: 0 E: 0 K: 0 S: 9 H: 1 LOB: 1 BB: 1 P: 17	R: 0 E: 0 K: 1 S: 12 H: 1 LOB: 1 BB: 0 P: 21	R: 0 E: 0 K: 0 S: 9 H: 0 LOB: 1 BB: 1 P: 17	R: 0 E: 0 K: 0 S: 6 H: 0 LOB: 0 BB: 0 P: 13	R: 1 E: 0 K: 1 S: 10 H: 2 LOB: 1 BB: 0 P: 13	R: 1 E: 0 K: 1 S: 15 H: 1 LOB: 0 BB: 1 P: 25	R: 0 E: 0 K: 1 S: 7 H: 0 LOB: 0 BB: 0 P: 9	R: 0 E: 0 K: 3 S: 11 H: 0 LOB: 0 BB: 0 P: 13	R: 0 E: 0 K: 0 S: 6 H: 0 LOB: 1 BB: 1 P: 16	1B: 4 2B: 1 3B: 0 HR: 0 SF: 0 SAC: 1 DP: 1 HBP: 0	WP: 0 PB: 0 SB: 0 CS: 0 PA: 34					

	AB	29
	R	2
	H	5
	RBI	2
	BB	4
	SO	7
	LOB	10

PITCHER		IP	WLS	BF	H	R	ER	SO	BB	IBB	HBP	BLK	WP	HR	S	P	ERA	WHIP
33 Edwin Jackson, R ERA: 3.92	(1, 1)	6.0	W	24	5	2	2	3	3	0	0	0	0	0	61	106	3.00	1.333
26 Jesse Crain, R ERA: 2.25	(7, 1)	1.0	H	3	0	0	0	1	0	0	0	0	0	0	7	9	0.00	0.000
49 Chris Sale, L ERA: 3.32	(8, 1)	1.1	H	4	0	0	0	3	0	0	0	0	0	0	12	15	0.00	0.000
46 Sergio Santos, R ERA: 3.12	(9, 1)	0.2	S	3	0	0	0	0	1	0	0	0	0	0	5	14	0.00	1.500

PITCHER	IP	WLS	BF	H	R	ER	SO	BB	IBB	HBP	BLK	WP	HR	S	P	ERA	WHIP

Los Angeles Angels @ Cleveland Indians

Progressive Field, Cleveland, OH

Mon Jul 25 2011, 7:08 PM - 10:11 PM EDT

Att. 19,384 - Partly Cloudy - 82 F

TOP

livebaseballscorecards.com

Batter	1	2	3	4	5	6	7	8	9	AB	R	H	RBI	BB	SO	LOB
13 Maicer Izturis, S (1, 4) OBP: 0.335, SLG: 0.382	G4-3		1B		G4-3			53 HR 1B		4	1	2	0	0	0	1
48 Torii Hunter, R (1, 9) OBP: 0.311, SLG: 0.387	L8		G6-3		BB			F8		3	0	0	0	1	0	2
53 Bobby Abreu, L (1, 10) OBP: 0.380, SLG: 0.354	G4-3			L9	F9			HR		4	1	1	2	0	0	2
10 Vernon Wells, R (1, 7) OBP: 0.253, SLG: 0.414		1B		BB		P3		P6		3	0	1	0	1	0	0
6 Alberto Callaspo, S (1, 5) OBP: 0.372, SLG: 0.374		2B		BB		G4-3		G1-3		3	0	1	0	1	0	0
2 Erick Aybar, S (1, 6) OBP: 0.321, SLG: 0.436		F7		F9		L9			K	4	0	0	0	0	1	3
44 Mark Trumbo, R (1, 3) OBP: 0.297, SLG: 0.467		F7		FC5			G5-3		F8	4	0	0	0	0	0	3
25 Peter Bourjos, R (1, 8) OBP: 0.315, SLG: 0.388			K		K		K		F8	4	0	0	0	0	3	0
5 Jeff Mathis, R (1, 2) OBP: 0.232, SLG: 0.273			K		2B		G1-3			3	0	1	0	0	1	0
Inning Stats	R: 0 E: 0 K: 0 S: 7 H: 0 LOB: 0 BB: 0 P: 12	R: 0 E: 0 K: 0 S: 12 H: 2 LOB: 1 BB: 0 P: 20	R: 0 E: 0 K: 2 S: 11 H: 1 LOB: 1 BB: 0 P: 15	R: 0 E: 0 K: 0 S: 10 H: 0 LOB: 2 BB: 2 P: 21	R: 0 E: 0 K: 1 S: 16 H: 1 LOB: 2 BB: 1 P: 26	R: 0 E: 0 K: 0 S: 5 H: 0 LOB: 0 BB: 0 P: 6	R: 0 E: 0 K: 1 S: 7 H: 0 LOB: 0 BB: 0 P: 8	R: 2 E: 0 K: 0 S: 12 H: 2 LOB: 0 BB: 0 P: 14	R: 0 E: 0 K: 1 S: 10 H: 0 LOB: 0 BB: 0 P: 11	1B: 3 2B: 2 3B: 0 HR: 1	SF: 0 SAC: 0 DP: 0 HBP: 0						

	AB	32
	R	2
	H	6
	RBI	2
	BB	3
	SO	5
	LOB	11

WP: 0 PB: 0 SB: 1 CS: 0 PA: 35

PITCHER		IP	WLS	BF	H	R	ER	SO	BB	IBB	HBP	BLK	WP	HR	S	P	ERA	WHIP
55 Roberto Hernandez, R ERA: 5.34	(1, 1)	6.0		24	4	0	0	3	3	0	0	0	0	0	61	100	0.00	1.167
38 Joe Smith, R ERA: 1.14	(7, 1)	1.0	H	3	0	0	0	1	0	0	0	0	0	0	7	8	0.00	0.000
52 Vinnie Pestano, R ERA: 3.08	(8, 1)	1.0	B	5	2	2	2	0	0	0	0	0	0	1	12	14	18.00	2.000
49 Tony Sipp, L ERA: 3.07	(9, 1)	1.0	W	3	0	0	0	1	0	0	0	0	0	0	10	11	0.00	0.000

PITCHER	IP	WLS	BF	H	R	ER	SO	BB	IBB	HBP	BLK	WP	HR	S	P	ERA	WHIP

Batter	1	2	3	4	5	6	7	8	9	AB	R	H	RBI	BB	SO	LOB
12 Ezequiel Carrera, L (1, 8) OBP: 0.333, SLG: 0.257 26 Austin Kearns, R (8, PH) (9, 7) OBP: 0.318, SLG: 0.318	C FF 89 B FC 85 C FF 90 F FS 86 S FS 85 1-3 K2-3 ①		S FC 86 B KC 77 L FC 87 B FF 91 X FF 90 2-2 L8 ②		C FC 85 B FC 85 X FC 85 1-1 P5 ③			B SI 89 F SI 89 X SI 89 1-1 L1 ③		3 1	0 0	0 0	0 0	0 0	1 0	0 0
23 Michael Brantley, L (1, 7) (9, 8) OBP: 0.337, SLG: 0.393	B FF 91 X SI 90 1-0 13 1B 2B		C FC 86 B KC 78 B FC 86 F FC 86 B FS 85 F FC 86 B FC 86 4-2 BB			C SI 90 B FS 86 F FC 86 B FS 87 F FC 86 B FC 87 F FC 86 F FF 92 X FF 90 3-2 F8 ①			B FF 97 C FF 99 X FF 98 1-1 13 S 48 2B 1B	3	2	2	0	1	0	0
13 Asdrúbal Cabrera, S (1, 6) OBP: 0.341, SLG: 0.490	D FC 86 B FC 85 S FC 86 F FC 86 X FC 85 2-2 41 CS 2-H 1B		C FC 85 1 SAFE 1 SAFE P PO 86 X FC 84 1-1 P4 ③			C FC 86 F FC 86 B FC 86 X FC 87 1-2 P6 ②			B FF 97 1 SAFE 1 SAFE F FF 97 P B FF 97 S FF 97 F FF 97 T FF 98 3-2 K ① 1-2	4	0	1	1	0	1	2
48 Travis Hafner, L (1, 10) OBP: 0.403, SLG: 0.503 20 Orlando Cabrera, R (9, PR) OBP: 0.271, SLG: 0.318	B FF 90 B FC 85 1 SAFE C FC 86 C FF 90 1 SAFE T FS 84 2-2 K ②			C KC 77 X FF 89 0-1 P2 ① X FC 84 0-0 1B		B KC 79 S FC 87 C KC 78 B FF 88 X FC 85 2-2 G4-3 ③			X FF 99 0-0 9 HBP 28 FC9-2 2-H 2B	4 0	0 0	1 0	1 0	0 0	1 0	1 0
41 Carlos Santana, S (1, 3) (9, 2) OBP: 0.353, SLG: 0.416	B FC 84 1-0 CS ③ 1-2	C KC 77 B FS 83 B KC 79 F FC 85 S FS 86 2-3 K ①					F FC 85 X FS 86 0-1 G4-3 ①		B SL 84 T FF 96 D FF 96 B FF 97 B FF 97 4-1 28 FC9-2 9 HBP 22 1B BB	3	1	1	0	1	1	0
8 Lonnie Chisenhall, L (1, 5) OBP: 0.281, SLG: 0.426 9 Jack Hannahan, L (8, 5) OBP: 0.306, SLG: 0.338		C FC 85 F FC 85 S FS 85 0-3 K ②		F FC 86 C FF 89 S FS 84 0-3 K ②			C KC 79 F FC 86 B FS 86 B FS 86 S FC 86 2-3 K ②		S SL 84 C FF 98 H SL 84 1-2 22 1B 28 FC9-2 1-2 2-3 HBP	3 0	0 0	0 0	0 0	0 0	3 0	1 0
28 Travis Buck, L (1, 9) OBP: 0.282, SLG: 0.352		B FC 86 B FF 89 B FF 88 C FC 85 B FC 86 4-1 BB		F FC 86 B SI 90 F FC 85 B FF 88 D FS 83 S FC 86 3-3 K ③			B FC 86 B FC 87 F FC 84 B FC 86 F FC 86 X FC 86 3-2 F7 ③		B FF 90 X FF 89 1-0 FC9-2 ② 22 1B 1-2 2-3 3-Hf	3	0	0	0	1	1	4
22 Jason Kipnis, L (1, 4) OBP: 0.286, SLG: 0.167		S FC 85 B FC 85 F FC 86 B FS 84 X FC 86 2-2 P6 ③			B SI 89 C SI 89 F KC 78 S FC 86 1-3 K ①			C FC 85 F KC 77 B FS 86 F FC 84 F FC 86 F FC 85 S FC 85 1-3 K ①	B FF 90 X FF 90 1-0 1-2 2-3 3-H 1B	4	0	1	1	0	2	1
6 Lou Marson, R (1, 2) OBP: 0.293, SLG: 0.344 7 Matt LaPorta, R (8, PH) (9, 3) OBP: 0.296, SLG: 0.398			C FS 84 B FF 89 B FF 89 S FC 86 S FC 87 2-3 K ①		C FC 86 C FF 90 B FC 86 B FC 86 F FC 85 X FC 86 2-2 G4-3 ②			B FC 86 S FC 86 B FC 87 X FC 87 2-1 F8 ②		2 1	0 0	0 0	0 0	0 0	1 0	0 0
Inning Stats	R: 1 H: 2 E: 0 LOB: 0 K: 2 BB: 0 S: 11 P: 18	R: 0 H: 0 E: 0 LOB: 1 K: 2 BB: 1 S: 10 P: 18	R: 0 H: 0 E: 0 LOB: 1 K: 1 BB: 1 S: 12 P: 20	R: 0 H: 1 E: 0 LOB: 1 K: 2 BB: 0 S: 9 P: 12	R: 0 H: 0 E: 0 LOB: 0 K: 1 BB: 0 S: 9 P: 13	R: 0 H: 0 E: 0 LOB: 0 K: 0 BB: 0 S: 12 P: 18	R: 0 H: 0 E: 0 LOB: 0 K: 1 BB: 0 S: 8 P: 13	R: 0 H: 0 E: 0 LOB: 0 K: 1 BB: 0 S: 10 P: 14	R: 2 H: 3 E: 0 LOB: 3 K: 1 BB: 1 S: 13 P: 23	1B: 4 2B: 2 3B: 0 HR: 0	SF: 0 SAC: 0 DP: 0 HBP: 1	WP: 0 PB: 0 SB: 1 CS: 1	PA: 36				

PITCHER	IP	WLS	BF	H	R	ER	SO	BB	IBB	HBP	BLK	WP	HR	S	P	ERA	WHIP
24 Dan Haren, R (1, 1) ERA: 3.01	7.2		27	3	1	1	10	2	0	0	0	0	0	79	123	1.17	0.652
37 Scott Downs, L (8, 1) ERA: 1.31	0.1	H	1	0	0	0	0	0	0	0	0	0	0	2	3	0.00	0.000
51 Jordan Walden, R (9, 1) ERA: 3.05	0.1	L	5	2	2	2	1	1	0	1	0	0	0	11	19	54.00	9.000
21 Hisanori Takahashi, L (9, 1) ERA: 3.25	0.1		2	1	0	0	0	0	0	0	0	0	0	2	4	0.00	3.000

PITCHER	IP	WLS	BF	H	R	ER	SO	BB	IBB	HBP	BLK	WP	HR	S	P	ERA	WHIP

BOTTOM

Los Angeles Angels @ Cleveland Indians

Progressive Field, Cleveland, OH

Mon Jul 25 2011, 7:08 PM - 10:11 PM EDT

Att. 19,384 - Partly Cloudy - 82 F

livebaseballscorecards.com

AB	31
R	3
H	6
RBI	3
BB	3
SO	11
LOB	9

Batter	1	2	3	4	5	6	7	8	9	AB	R	H	RBI	BB	SO	LOB
2 Erick Aybar, S (1, 6) OBP: 0.317, SLG: 0.431	C FF 89 B FF 90 X FF 89 1-1 ① G5-3		C FF 89 B CU 75 B SI 89 B FF 90 F FF 89 X FF 90 3-2 ③ G3-1			B CH 81 B FF 86 X FF 88 2-0 ② F8		L FC 83 C CU 74 B FF 88 X FC 85 1-2 ② G6-3		4	0	0	0	0	0	0
48 Torii Hunter, R (1, 9) OBP: 0.311, SLG: 0.385	F FF 91 X FC 87 0-1 1B			C CU 73 B FF 88 X CU 75 1-1 ① P4		C FC 85 X FF 90 0-1 ③ G6-3		X CU 76 0-0 ③ G5-3		4	0	1	0	0	0	0
53 Bobby Abreu, L (1, 10) OBP: 0.378, SLG: 0.353	C FF 88 1 SAFE B FF 89 X FF 88 1-1 ② L9			C FF 88 B CU 74 F CH 82 B FF 90 X FC 89 2-2 ② G1-3			C CH 82 B FF 86 S CU 74 X CU 75 1-2 44 2B 10 G2-3 1B		S FF 90 B SL 86 B FF 91 B SL 85 F FF 89 X SL 86 3-2 ① G4-3	4	1	1	0	0	0	1
10 Vernon Wells, R (1, 7) OBP: 0.250, SLG: 0.408	X FF 90 0-0 ③ F9			C FF 89 F FC 87 B CU 77 S FC 86 1-3 ③ K			X FF 85 0-0 ① G2-3 1-2		B CH 82 B CH 84 F FF 88 F FF 89 F FF 87 S SL 87 2-3 ② K	4	0	0	0	0	2	2
6 Alberto Callaspo, S (1, 5) OBP: 0.368, SLG: 0.369		C FF 89 B CH 82 F CH 83 X CU 74 1-2 ① G1-3			C CH 81 X CU 72 0-1 ① F7		C CH 82 X FC 87 0-1 ② F7		C FF 89 B SL 84 X FF 90 1-1 ③ F9	4	0	0	0	0	0	1
47 Howie Kendrick, R (1, 4) OBP: 0.360, SLG: 0.455		C FC 86 S FF 89 B CU 77 F FF 91 X CU 76 1-2 ② L1			B FF 88 B FC 86 B FF 88 X FF 89 3-0 44 G1-3 1B		I IN 74 I IN 78 I IN 70 I IN 70 4-0 44 2B IBB			2	1	1	0	1	0	0
44 Mark Trumbo, R (1, 3) OBP: 0.297, SLG: 0.469		C FC 86 C FF 91 F FF 91 F FF 91 X FF 91 0-2 ③ G1-3			S FF 86 1 SAFE F FC 87 F FF 89 X FC 85 0-2 ② G1-3 1-2		C FC 85 D FC 85 F FC 86 F FC 86 X FC 86 1-2 1-H 2-H 2B			3	0	1	2	0	0	1
25 Peter Bourjos, R (1, 8) OBP: 0.313, SLG: 0.384			S FF 88 S FC 86 B FF 86 F FC 86 X FC 89 1-2 ① G5-3		S FC 86 F FC 84 S FC 85 0-3 ③ K		S FC 86 D CU 75 F FC 86 B FF 89 B FC 85 X FC 86 3-2 ③ F8			3	0	0	0	0	1	2
5 Jeff Mathis, R (1, 2) OBP: 0.229, SLG: 0.269			X SI 90 0-0 ② G5-3			C FF 88 S CU 75 C CU 76 0-3 ① K		C FC 84 X 0-1 ① P4		3	0	0	0	0	1	0
Inning Stats	R: 0 E: 0 K: 0 S: 7 H: 1 LOB: 1 BB: 0 P: 9	R: 0 E: 0 K: 0 S: 12 H: 0 LOB: 0 BB: 0 P: 14	R: 0 E: 0 K: 0 S: 8 H: 0 LOB: 0 BB: 0 P: 12	R: 0 E: 0 K: 1 S: 8 H: 0 LOB: 0 BB: 0 P: 12	R: 0 E: 0 K: 1 S: 10 H: 1 LOB: 1 BB: 0 P: 13	R: 0 E: 0 K: 1 S: 6 H: 0 LOB: 0 BB: 0 P: 8	R: 2 E: 0 K: 0 S: 13 H: 2 LOB: 1 BB: 1 P: 22	R: 0 E: 0 K: 0 S: 6 H: 0 LOB: 0 BB: 0 P: 7	R: 0 E: 0 K: 1 S: 9 H: 0 LOB: 0 BB: 0 P: 15	1B: 3 2B: 1 3B: 0 HR: 0	SF: 0 SAC: 0 DP: 0 HBP: 0	WP: 0 PB: 0 SB: 0 CS: 0	PA: 32				

PITCHER		IP	WLS	BF	H	R	ER	SO	BB	IBB	HBP	BLK	WP	HR	S	P	ERA	WHIP
43 Josh Tomlin, R ERA: 4.01	(1, 1)	8.0	L	29	4	2	2	3	0	1	0	0	0	0	70	97	2.25	0.500
53 Rafael Perez, L ERA: 2.18	(9, 1)	1.0		3	0	0	0	1	0	0	0	0	0	0	9	15	0.00	0.000

PITCHER	IP	WLS	BF	H	R	ER	SO	BB	IBB	HBP	BLK	WP	HR	S	P	ERA	WHIP

TOP

Los Angeles Angels @ Cleveland Indians

Progressive Field, Cleveland, OH

Tue Jul 26 2011, 7:07 PM - 9:42 PM EDT

Att. 19,430 - Clear - 80 F

livebaseballscorecards.com

AB	31
R	2
H	4
RBI	2
BB	1
SO	4
LOB	7

Batter	1	2	3	4	5	6	7	8	9	AB	R	H	RBI	BB	SO	LOB
12 Ezequiel Carrera, L (1, 8) OBP: 0.357, SLG: 0.270 26 Austin Kearns, R (8, PH) OBP: 0.322, SLG: 0.318 (9, 7)	C SI 88 B FF 88 S SI 91 B SL 81 B FF 93 F SI 88 X SI 90 3-2 ① F8		B CU 72 L FF 90 B CU 73 B S CH 80 B SI 90 4-2 BB		B FF 87 F SI 88 X CU 70 1-1 23 G6-4-3 1B			B SI 87 C SI 88 B SI 88 B SI 89 B SI 90 4-1 23 G4-6-3 BB		2 0	0 0	1 0	0 0	1 1	0 0	0 0
23 Michael Brantley, L (1, 7) OBP: 0.333, SLG: 0.389 (9, 8)	C SI 89 B CU 71 B CU 72 X SI 90 2-1 ② F8		C CH 80 C SI 88 B FF 89 X SI 90 1-2 ② P6		C FF 83 C SI 87 1 SAFE D SL 78 X CH 78 1-2 ②③ G6-4-3 1-2f			B SI 89 B SI 89 C SI 90 F SI 90 F SI 89 D CU 76 1 SAFE X SI 89 3-2 ①② G4-6-3 1-2f		4	0	0	0	0	0	4
13 Asdrúbal Cabrera, S (1, 6) OBP: 0.338, SLG: 0.485	B CU 70 C FF 90 C SI 91 S SL 78 1-3 ③ K		C CH 82 X CH 80 0-1 ③ G4-1			F CU 69 C SI 86 B SL 76 B CH 77 X CH 78 2-2 ① F9		B SI 89 X SI 90 1-0 ③ G4-3		4	0	0	0	0	1	2
48 Travis Hafner, L (1, 10) OBP: 0.404, SLG: 0.500 20 Orlando Cabrera, R (9, PR) OBP: 0.271, SLG: 0.318		C SI 86 F FF 91 B SI 88 B FF 92 B SI 83 F SI 90 F SI 92 B CH 81 4-2 BB		F SI 88 B CU 70 C SI 89 X SI 88 1-2 ① F8		C CU 70 C CH 79 F FC 87 X SI 89 0-2 ② G4-3			C FF 98 B CH 86 X FF 96 1-1 8 SH 41 1B 7 G4-2-3 1B	3 0	0 0	1 0	0 0	1 0	0 0	0 0
41 Carlos Santana, S (1, 2) OBP: 0.354, SLG: 0.417		C CU 72 C FF 88 F SL 79 B FF 86 B FC 92 S CU 72 2-3 ① K		C SI 89 B FF 86 C SI 88 F CH 78 F SL 78 F SI 91 B SL 81 F CH 79 X FF 90 2-2 7 F8 8 1B 1B		B SI 89 C CH 78 X SI 90 1-1 ③ F7			D SL 82 X FF 96 1-0 7 G4-2-3 8 SH 1-2 1B	4	0	2	0	0	1	1
8 Lonnie Chisenhall, L (1, 5) OBP: 0.284, SLG: 0.422		B SI 88 D CU 72 C SI 86 F SI 90 S CH 81 2-3 ② K		C CU 72 C FF 86 1 SAFE B FF 86 D SL 76 X SI 90 2-2 ① 1-2 1B			C SI 88 S CU 70 B SL 78 B CH 76 C FF 90 2-3 ① K		X FF 95 0-0 SH 7 G4-2-3 1-2 2-3	3	0	1	0	0	2	1
7 Matt LaPorta, R (1, 3) OBP: 0.296, SLG: 0.407		B FF 90 F FF 90 B SL 79 B SL 78 X FF 87 3-1 ③ P6		C SL 78 X FF 90 0-1 ② F8 2-3			B SL 76 B SI 86 F FF 87 C FF 87 X CH 76 2-2 HR		F FF 96 S SL 83 B FF 96 D SL 81 B FF 96 X FF 99 3-2 ①② G4-2-3 1-2 2-3 3-Hf	4	1	1	1	0	0	6
22 Jason Kipnis, L (1, 4) OBP: 0.273, SLG: 0.300			B SI 88 X FF 87 1-0 28 G4-3 2B	C C FF 88 D SL 77 S CU 70 1-3 ③ K			X CH 77 0-0 ② L3		C FF 98 D SL 80 F FF 98 S FF 97 1-3 ③ K	4	0	1	0	0	2	5
28 Travis Buck, L (1, 9) OBP: 0.277, SLG: 0.345			L CU 71 X CU 72 0-1 ① G4-3 2-3		F SI 89 X SI 82 0-1 ① F8		B X SI 84 1-0 ③ F7			3	0	0	0	0	0	1
Inning Stats	R: 0 E: 0 K: 1 S: 9 H: 0 LOB: 0 BB: 0 P: 15	R: 0 E: 0 K: 2 S: 13 H: 0 LOB: 1 BB: 1 P: 24	R: 0 E: 0 K: 0 S: 10 H: 1 LOB: 2 BB: 1 P: 16	R: 0 E: 0 K: 1 S: 18 H: 2 LOB: 2 BB: 0 P: 24	R: 0 E: 0 K: 0 S: 7 H: 1 LOB: 0 BB: 0 P: 9	R: 0 E: 0 K: 0 S: 9 H: 0 LOB: 0 BB: 0 P: 12	R: 1 E: 0 K: 1 S: 8 H: 1 LOB: 0 BB: 0 P: 13	R: 0 E: 0 K: 0 S: 6 H: 0 LOB: 0 BB: 1 P: 14	R: 0 E: 0 K: 1 S: 10 H: 2 LOB: 3 BB: 0 P: 16	1B: 5 2B: 1 3B: 0 HR: 1 SF: 0 SAC: 1 DP: 3 HBP: 0						

PITCHER	IP	WLS	BF	H	R	ER	SO	BB	IBB	HBP	BLK	WP	HR	S	P	ERA	WHIP
36 Jered Weaver, R (1, 1) ERA: 1.79	7.0	W	27	5	1	1	5	2	0	0	0	0	1	74	113	1.29	1.000
37 Scott Downs, L (8, 1) ERA: 1.27	1.0	H	3	0	0	0	0	1	0	0	0	0	0	6	14	0.00	1.000
51 Jordan Walden, R (9, 1) ERA: 2.98	1.0	S	5	2	0	0	1	0	0	0	0	0	0	10	16	0.00	2.000

PITCHER	IP	WLS	BF	H	R	ER	SO	BB	IBB	HBP	BLK	WP	HR	S	P	ERA	WHIP

BOTTOM

Los Angeles Angels @ Cleveland Indians

Progressive Field, Cleveland, OH

Tue Jul 26 2011, 7:07 PM - 9:42 PM EDT

Att. 19,430 - Clear - 80 F

livebaseballscorecards.com

AB	31
R	1
H	7
RBI	1
BB	3
SO	6
LOB	20

Los Angeles Angels @ Cleveland Indians

Progressive Field, Cleveland, OH

Wed Jul 27 2011, 12:06 PM - 2:27 PM EDT

Att. 21,546 - Partly Cloudy - 81 F

livebaseballscorecards.com

Batter	1	2	3	4	5	6	7	8	9	AB	R	H	RBI	BB	SO	LOB
13 Maicer Izturis, S (1, 5) OBP: 0.334, SLG: 0.384	F9		FC6 1-2		2B		K			4	0	1	0	0	1	1
2 Erick Aybar, S (1, 6) OBP: 0.314, SLG: 0.427	G3		K		G5-3			K		4	0	0	0	0	2	3
48 Torii Hunter, R (1, 9) OBP: 0.310, SLG: 0.387	K			F7		47 1B 25 PB 2B		K		4	1	1	0	0	2	0
10 Vernon Wells, R (1, 10) OBP: 0.250, SLG: 0.406		F8		E9 1B		F7		K		4	0	1	0	0	1	1
47 Howie Kendrick, R (1, 4) OBP: 0.361, SLG: 0.454		G6-3		F9		25 S 2-3 1B			25 E 25 S 25 1B BB	3	1	1	0	1	0	1
44 Mark Trumbo, R (1, 3) OBP: 0.294, SLG: 0.463		P4		P4		K			F9	4	0	0	0	0	1	4
25 Peter Bourjos, R (1, 8) OBP: 0.315, SLG: 0.392			K	27 SF9 3B	K 1-2 3-H				27 E 27 S 1-H 1B	4	1	2	1	0	2	1
27 Mike Trout, R (1, 7) OBP: 0.217, SLG: 0.286			E5 13 E	SF9 3-H			F9		P3 1-3	3	0	0	1	0	0	1
46 Bobby Wilson, R (1, 2) OBP: 0.275, SLG: 0.250			F9	P3			G5-3		F9	4	0	0	0	0	0	2
Inning Stats	R: 0 E: 0 K: 1 S: 10 H: 0 LOB: 0 BB: 0 P: 14	R: 0 E: 0 K: 0 S: 11 H: 0 LOB: 0 BB: 0 P: 19	R: 0 E: 2 K: 2 S: 12 H: 0 LOB: 2 BB: 0 P: 18	R: 0 E: 1 K: 0 S: 9 H: 1 LOB: 1 BB: 0 P: 14	R: 1 E: 0 K: 0 S: 12 H: 2 LOB: 1 BB: 0 P: 16	R: 1 E: 0 K: 2 S: 10 H: 2 LOB: 1 BB: 0 P: 15	R: 0 E: 0 K: 1 S: 8 H: 0 LOB: 0 BB: 0 P: 12	R: 0 E: 0 K: 3 S: 10 H: 0 LOB: 0 BB: 0 P: 14	R: 1 E: 1 K: 0 S: 11 H: 1 LOB: 1 BB: 1 P: 20	1B: 3 2B: 2 3B: 1 HR: 0 SF: 1 SAC: 0 DP: 0 HBP: 0							

TOP	
AB	34
R	3
H	6
RBI	2
BB	1
SO	9
LOB	14

WP: 0 PB: 1 SB: 3 CS: 0 PA: 36

PITCHER		IP	WLS	BF	H	R	ER	SO	BB	IBB	HBP	BLK	WP	HR	S	P	ERA	WHIP
31 David Huff, L ERA: 0.71	(1, 1)	5.2	L	24	5	2	1	4	0	0	0	0	0	0	61	92	1.59	0.882
38 Joe Smith, R ERA: 1.11	(6, 1)	1.1		4	0	0	0	2	0	0	0	0	0	0	11	16	0.00	0.000
52 Vinnie Pestano, R ERA: 3.0	(8, 1)	1.0		3	0	0	0	3	0	0	0	0	0	0	10	14	0.00	0.000
54 Chris Perez, R ERA: 2.95	(9, 1)	1.0		5	1	1	0	0	1	0	0	0	0	0	11	20	0.00	2.000

PITCHER	IP	WLS	BF	H	R	ER	SO	BB	IBB	HBP	BLK	WP	HR	S	P	ERA	WHIP

Los Angeles Angels @ Cleveland Indians

Progressive Field, Cleveland, OH

Wed Jul 27 2011, 12:06 PM - 2:27 PM EDT

Att. 21,546 - Partly Cloudy - 81 F

livebaseballscorecards.com

BOTTOM

Batter	1	2	3	4	5	6	7	8	9	AB	R	H	RBI	BB	SO	LOB
12 Ezequiel Carrera, L (1, 8) OBP: 0.326, SLG: 0.244	C FF 90 F FF 92 X SL 82 0-2 E6 13 G4-3 23 S 48 WP		B FF 93 C FF 91 B SL 82 C FF 94 X FF 94 2-2 ③ G6-3			B FF 92 S FF 92 C SL 82 T SI 94 1-2 ③ K			B FF 94 C FF 92 X FF 94 1-1 ② G4-3	4	1	0	0	0	1	0
23 Michael Brantley, L (1, 7) OBP: 0.330, SLG: 0.385	B FF 92 1 SAFE B FF 91 F FF 91 B FF 93 X FF 92 3-1 ① F9 1-2			B FF 91 X FF 91 1-0 ① G3-1			C SL 77 B FF 95 F FF 93 X SL 85 1-2 ① G3		C FF 94 X FF 95 0-1 ③ F8	4	0	0	0	0	0	1
13 Asdrúbal Cabrera, S (1, 6) OBP: 0.336, SLG: 0.482	X FF 93 0-0 ② G4-3 2-3			C SL 78 C CH 86 F FF 94 B SL 82 S SL 83 1-3 ② K			X SL 82 0-0 ② G3			3	0	0	0	0	1	1
48 Travis Hafner, L (1, 10) OBP: 0.399, SLG: 0.493	D SL 84 C SL 83 C FF 94 F SL 85 B SL 84 S FF 92 2-3 ③ K 3-H			C FF 94 F SL 83 X FF 94 0-2 ③ G6-3			C FF 95 C SL 85 F FF 96 C FF 96 0-3 ③ K			3	0	0	0	0	2	0
41 Carlos Santana, S (1, 2) OBP: 0.351, SLG: 0.413		B FF 90 F FF 89 B CH 86 X FF 92 2-1 ① F9			B FF 92 X FF 92 1-0 ① G3-1			F FF 93 C SL 83 B FF 94 S SL 82 1-3 ① K		3	0	0	0	0	1	0
8 Lonnie Chisenhall, L (1, 5) OBP: 0.286, SLG: 0.409		C FF 92 F CH 86 B FF 93 B FF 94 X FF 94 2-2 ② G4-3			X FF 93 0-0 ② P6			F SL 81 B FF 93 B FF 94 B FF 94 F FF 93 F SL 83 F FF 95 B SL 86 4-2 BB		2	0	0	0	1	0	0
7 Matt LaPorta, R (1, 3) OBP: 0.292, SLG: 0.402		C FF 94 F SL 84 B SL 83 C SL 85 1-3 ③ K			B FF 95 S FF 94 X SL 83 1-1 ③ F9			S FF 94 S FF 95 B FF 96 S FF 96 1-3 ② K		3	0	0	0	0	2	1
22 Jason Kipnis, L (1, 4) OBP: 0.214, SLG: 0.231			C FF 92 X FF 92 0-1 ① G4-3			X FF 92 0-0 ① G4-3		C FF 95 1 SAFE B FF 95 C FF 95 F FF 96 F FF 96 S SL 84 1-3 ③ K		3	0	0	0	0	1	1
26 Austin Kearns, R (1, 9) OBP: 0.318, SLG: 0.313 28 Travis Buck, L (9, PH) OBP: 0.275, SLG: 0.342			C SL 83 S SL 81 S SL 84 0-3 ② K			C SL 81 B SL 83 S FF 93 X FF 94 1-2 ② G1-3			B SL 79 F FF 94 S SL 83 B SL 83 F SL 84 C FF 95 2-3 ① K	2 1	0 0	0 0	0 0	0 0	1 1	0 0
Inning Stats	R: 1 E: 1 K: 1 S: 10 H: 0 LOB: 0 BB: 0 P: 15	R: 0 E: 0 K: 1 S: 8 H: 0 LOB: 0 BB: 0 P: 13	R: 0 E: 0 K: 1 S: 8 H: 0 LOB: 0 BB: 0 P: 10	R: 0 E: 0 K: 1 S: 8 H: 0 LOB: 0 BB: 0 P: 10	R: 0 E: 0 K: 0 S: 4 H: 0 LOB: 0 BB: 0 P: 6	R: 0 E: 0 K: 1 S: 7 H: 0 LOB: 0 BB: 0 P: 9	R: 0 E: 0 K: 1 S: 8 H: 0 LOB: 0 BB: 0 P: 9	R: 0 E: 0 K: 3 S: 15 H: 0 LOB: 1 BB: 1 P: 22	R: 0 E: 0 K: 1 S: 8 H: 0 LOB: 0 BB: 0 P: 11	1B: 0 2B: 0 3B: 0 HR: 0	SF: 0 SAC: 0 DP: 0 HBP: 0			WP: 1 PB: 0 SB: 1 CS: 0		PA: 29	

	AB	28
	R	1
	H	0
	RBI	0
	BB	1
	SO	10
	LOB	4

PITCHER	IP	WLS	BF	H	R	ER	SO	BB	IBB	HBP	BLK	WP	HR	S	P	ERA	WHIP
54 Ervin Santana, R (1, 1) ERA: 3.47	9.0	W	29	0	1	0	10	1	0	0	0	1	0	76	105	0.00	0.111

PITCHER	IP	WLS	BF	H	R	ER	SO	BB	IBB	HBP	BLK	WP	HR	S	P	ERA	WHIP

Kansas City Royals @ Cleveland Indians

Progressive Field, Cleveland, OH

Fri Jul 29 2011, 7:07 PM - 9:52 PM EDT

Att. 35,390 - Cloudy - 81 F

TOP

livebaseballscorecards.com

Batter	1	2	3	4	5	6	7	8	9	AB	R	H	RBI	BB	SO	LOB
4 Alex Gordon, L (1, 7) OBP: 0.373, SLG: 0.489	B FF 91 X FF 91 1-0 ① F8	X SI 92 0-0 HR		B CU 79 B CH 85 I I 4-0 53 HR IBB	B FC 90 B SI 91 B FF 90 C FF 91 B FF 90 4-1 1-2 BB		B CH 87 S SI 95 B SI 94 B SI 94 X SI 93 3-1 2-H 3-H 2B		D SL 86 F SL 85 B SL 86 F FF 89 X SL 86 2-2 ① G4-3 2-3	4	2	2	3	2	0	1
53 Melky Cabrera, S (1, 8) OBP: 0.333, SLG: 0.458	C SI 93 X CU 80 0-1 16 HR 1B	B FF 92 X SI 91 1-0 ③ F7		X FF 92 0-0 1-H 2-H 3-H HR	F FC 89 B FF 89 X CH 83 1-1 ③ F7		B FF 94 F SI 93 B FF 95 B SI 93 F SI 93 X FF 91 3-2 ③ L9		T SL 86 F SL 86 B SL 87 X SL 87 1-2 ② G5-3	6	2	2	4	0	0	5
16 Billy Butler, R (1, 10) OBP: 0.379, SLG: 0.458	B FF 92 B FF 92 C SI 92 F CH 86 X SL 83 2-2 1-H HR	X SI 93 0-0 ① G6-3	B FF 93 X SI 90 1-0 ② G4-3	F CU 76 C SI 90 B FC 88 C FC 88 1-3 ① K			C SI 93 F SI 94 B SL 84 F FF 93 X FF 96 1-2 HR	X SL 86 0-0 ③ G6-3		6	2	2	3	0	1	1
35 Eric Hosmer, L (1, 3) OBP: 0.336, SLG: 0.455	B FF 92 X SI 92 1-0 2B	B FF 94 B CH 86 B CH 85 B SI 93 4-0 21 FC5-4 BB	B FC 85 F CH 79 B SI 90 B FC 86 F FF 90 X FC 86 3-2 ③ F7			C CU 79 X FC 87 0-1 ② F8		B SI 94 B SI 91 B SI 90 C SI 90 F FF 90 X SI 92 3-2 ① G6-3		4	0	1	0	1	0	0
21 Jeff Francoeur, R (1, 9) OBP: 0.323, SLG: 0.458	C FF 93 B CH 86 B SI 93 B FF 93 F FF 92 F SI 92 B SI 94 4-2 3 FC4-6 BB	F CH 86 X SI 92 0-1 ② FC5-4 1-2f			B FC 88 X SI 90 1-0 2 1B 2B	F CU 78 B FF 90 B FC 88 B CH 82 X FC 88 3-1 ③ F9		X SL 86 0-0 3 2B 1B		4	2	2	0	1	0	1
8 Mike Moustakas, L (1, 5) OBP: 0.264, SLG: 0.257	C SI 92 F SI 93 S CU 79 0-3 ② K	B FF 92 X CH 84 1-0 ③ G3			C FC 87 B CH 81 F FC 88 C SI 91 1-3 ① K		S FF 94 F SI 95 B SL 87 B SI 95 X FF 94 2-2 2 2B 4 2B 1B	F SI 92 F CH 86 X SL 85 0-2 ② F9		5	1	1	0	0	2	5
3 Brayan Peña, S (1, 2) OBP: 0.309, SLG: 0.378	B CU 79 C SI 93 F CH 86 X FF 94 1-2 ③ FC4-6 1-2f			B CH 84 X CH 85 1-0 2 SH1-4 17 1B 53 HR 1B	S FC 88 B FF 90 S FC 88 B SI 91 B FC 87 X CH 82 3-2 ② P5		F SI 95 B CH 85 F SI 94 F SI 95 D CH 88 B SI 95 X FF 92 3-2 ① P5	B SI 94 X SI 91 1-0 1-H 2B		5	1	2	1	0	0	4
17 Chris Getz, L (1, 4) OBP: 0.316, SLG: 0.283		C FF 91 X SI 90 0-1 ① G4-3		B SI 91 S CH 84 B FF 91 B SI 90 X SI 91 3-1 2 SH1-4 1-2 53 HR 1B	B FF 89 C SI 91 B FC 87 B FC 89 B FF 91 4-1 2 1B BB		B SI 94 X SI 93 1-0 ② P5	B SI 93 C CH 85 X CH 86 1-1 ③ G4-3		4	1	1	0	1	0	2
2 Alcides Escobar, R (1, 6) OBP: 0.288, SLG: 0.332		B FF 92 B FF 93 B FF 92 C SI 92 F FF 92 X SI 92 3-2 ② F8		M CH 85 2 SAFE B CH 86 X SI 92 1-1 ① SH1-4 1-2 2-3	C SI 92 X FC 89 0-1 4 BB 1-3 2-H 1B		C SI 94 B SL 87 F SI 94 B FF 95 F SL 86 X SI 94 2-2 4 2B 1-3 2B		C FF 89 B SL 86 B SL 85 X FF 89 2-1 4 G4-3 2B	4	1	3	1	0	0	0

Inning Stats																				
	R: 2	H: 3	R: 1	H: 1	R: 0	H: 0	R: 4	H: 3	R: 1	H: 2	R: 0	H: 0	R: 2	H: 3	R: 2	H: 3	R: 0	H: 1	1B: 6	SF: 0
	E: 0	LOB: 2	E: 0	LOB: 0	E: 0	LOB: 1	E: 0	LOB: 0	E: 0	LOB: 3	E: 0	LOB: 0	E: 0	LOB: 1	E: 0	LOB: 1	E: 0	LOB: 1	2B: 6	SAC: 1
	K: 1	BB: 1	K: 0	BB: 0	K: 0	BB: 1	K: 0	BB: 1	K: 1	BB: 2	K: 1	BB: 0	K: 0	BB: 0	K: 0	BB: 0	K: 0	BB: 0	3B: 0	DP: 0
	S: 16	P: 25	S: 7	P: 11	S: 4	P: 9	S: 10	P: 23	S: 13	P: 27	S: 7	P: 11	S: 17	P: 31	S: 14	P: 20	S: 9	P: 14	HR: 4	HBP: 0

	AB	42
	R	12
	H	16
	RBI	12
	BB	5
	SO	3
	LOB	19

WP: 0 PA: 48
PB: 0
SB: 0
CS: 0

PITCHER		IP	WLS	BF	H	R	ER	SO	BB	IBB	HBP	BLK	WP	HR	S	P	ERA	WHIP
59 Carlos Carrasco, R ERA: 4.67	(1, 1)	3.1	L	20	7	7	7	1	2	1	0	0	0	3	33	60	18.90	2.700
37 Chad Durbin, R ERA: 6.53	(4, 1)	2.2		12	2	1	1	2	2	0	0	0	0	0	24	46	3.38	1.500
56 Frank Herrmann, R ERA: 4.93	(7, 1)	2.0		12	6	4	4	0	0	0	0	0	0	1	31	51	18.00	3.000
53 Rafael Perez, L ERA: 2.13	(9, 1)	1.0		4	1	0	0	0	0	0	0	0	0	0	9	14	0.00	1.000

PITCHER	IP	WLS	BF	H	R	ER	SO	BB	IBB	HBP	BLK	WP	HR	S	P	ERA	WHIP

BOTTOM

Kansas City Royals @ Cleveland Indians

Progressive Field, Cleveland, OH

Fri Jul 29 2011, 7:07 PM - 9:52 PM EDT

Att. 35,390 - Cloudy - 81 F

livebaseballscorecards.com

Batter	1	2	3	4	5	6	7	8	9	AB	R	H	RBI	BB	SO	LOB
23 Michael Brantley, L (1, 8) OBP: 0.329, SLG: 0.386	C SI 84 F SI 84 X CU 68 0-2 G3		C CU 69 B CH 76 S CH 76 X SI 88 1-2 2B			C SI 86 C CU 69 B SI 84 X CU 67 1-2 F9		B CU 68 C SI 83 B FF 82 F SI 85 F SI 88 X CU 70 2-2 F8		4	0	1	0	0	0	0
13 Asdrúbal Cabrera, S (1, 6) OBP: 0.336, SLG: 0.481 22 Jason Kipnis, L (9, 4) OBP: 0.267, SLG: 0.231	F SI 86 B CH 75 F CH 77 B SI 85 F SI 85 B SI 87 F SI 84 F SI 87 X CH 76 3-2 P6		D CH 75 B CH 76 C SI 85 S CH 77 X CH 74 2-2 F8			B SI 87 X SI 83 1-0 48 G4-6-3 1B			B FF 93 B FF 96 B CH 90 B FF 94 4-0 20 1B 41 G4-3 BB	3 0	0 0	1 0	0 0	0 1	0 0	1 0
48 Travis Hafner, L (1, 10) OBP: 0.393, SLG: 0.483	C SI 86 B CH 76 X CH 76 1-1 G3			B SI 84 B CH 76 C SI 84 X SI 84 2-1 G5-3		B SI 86 C CH 78 X SI 83 1-1 G4-6-3 1-2f			C SI 96 B SL 87 S SL 87 B CH 84 S CH 86 2-3 K	4	0	0	0	0	1	2
41 Carlos Santana, S (1, 3) OBP: 0.350, SLG: 0.414		B SI 84 B SI 86 F SI 82 S CH 75 X CH 74 2-2 F7		B CU 68 C CH 76 B SI 86 X CH 76 2-1 2B			B CH 76 B SI 85 C SI 81 X SI 81 2-1 F8		C FF 95 X SL 88 0-1 G4-3 1-2	4	0	1	0	0	0	1
20 Orlando Cabrera, R (1, 4) OBP: 0.277, SLG: 0.321 (9, 6)		C SI 86 F FF 85 B SI 87 X 1-2 1B		C CH 76 B SI 86 F SI 84 S SI 88 1-3 K			B SI 85 B CH 75 B SI 82 B SI 82 4-0 1 G4-3 BB		B FF 97 X SI 96 1-0 2-3 1B	3	0	2	0	1	1	1
1 Kosuke Fukudome, L (1, 9) OBP: 0.369, SLG: 0.364		C SI 86 F SI 85 B SI 87 S CU 68 1-3 K		B CU 69 C SI 85 F SI 85 X CH 76 1-2 G4-3			F SI 84 C CU 67 D CU 68 X CH 76 1-2 G4-3 1-2		C SL 85 X SL 88 0-1 G4-3	4	0	0	0	0	1	5
26 Austin Kearns, R (1, 7) OBP: 0.312, SLG: 0.307		B SI 85 X CH 74 1-0 L6			B SI 82 B SI 81 F SI 84 B CH 76 X SI 84 3-1 L3		C SI 85 B SI 86 S SI 82 F SI 88 C FF 83 1-3 K			3	0	0	0	0	1	2
9 Jack Hannahan, L (1, 5) OBP: 0.303, SLG: 0.333			C CU 68 F SI 86 F SI 85 B SI 84 B SI 87 X SI 87 2-2 P6		B CH 76 X SI 84 1-0 G6-3			C SI 83 S CU 67 F SI 86 F CU 68 B CU 72 S CH 77 1-3 K		3	0	0	0	0	1	0
6 Lou Marson, R (1, 2) OBP: 0.287, SLG: 0.336			C SI 84 F SI 85 C SI 86 0-3 K		B CH 76 X SI 84 1-0 G4-3			C CU 68 F FF 81 B CU 67 S SI 88 1-3 K		3	0	0	0	0	2	0
Inning Stats	R: 0 E: 0 K: 0 S: 11 H: 0 LOB: 0 BB: 0 P: 15	R: 0 E: 0 K: 1 S: 10 H: 1 LOB: 1 BB: 0 P: 15	R: 0 E: 0 K: 1 S: 13 H: 1 LOB: 1 BB: 0 P: 18	R: 0 E: 0 K: 1 S: 10 H: 1 LOB: 1 BB: 0 P: 16	R: 0 E: 0 K: 0 S: 4 H: 0 LOB: 0 BB: 0 P: 9	R: 0 E: 0 K: 0 S: 6 H: 1 LOB: 0 BB: 0 P: 9	R: 0 E: 0 K: 1 S: 9 H: 0 LOB: 1 BB: 1 P: 17	R: 0 E: 0 K: 2 S: 12 H: 0 LOB: 0 BB: 0 P: 16	R: 0 E: 0 K: 1 S: 8 H: 1 LOB: 2 BB: 1 P: 15	1B: 3 2B: 2 3B: 0 HR: 0 SF: 0 SAC: 0 DP: 1 HBP: 0						WP: 0 PB: 0 SB: 0 CS: 0 PA: 33	

	AB	31
	R	0
	H	5
	RBI	0
	BB	2
	SO	7
	LOB	12

PITCHER		IP	WLS	BF	H	R	ER	SO	BB	IBB	HBP	BLK	WP	HR	S	P	ERA	WHIP
26 Jeff Francis, L ERA: 4.38	(1, 1)	8.0	W	28	4	0	0	6	1	0	0	0	0	0	75	115	0.00	0.625
38 Blake Wood, R ERA: 3.68	(9, 1)	1.0		5	1	0	0	1	1	0	0	0	0	0	8	15	0.00	2.000

PITCHER	IP	WLS	BF	H	R	ER	SO	BB	IBB	HBP	BLK	WP	HR	S	P	ERA	WHIP

Kansas City Royals @ Cleveland Indians

Progressive Field, Cleveland, OH

Sat Jul 30 2011, 7:07 PM - 10:02 PM EDT

Att. 31,436 - Clear - 82 F

TOP

livebaseballscorecards.com

Batter	1	2	3	4	5	6	7	8	9	AB	R	H	RBI	BB	SO	LOB
4 Alex Gordon, L (1, 7) OBP: 0.374, SLG: 0.488	B SI 94 F SI 93 F SI 95 B FF 95 B SL 85 B SI 92 4-2 53 2B 35 G4-3 BB		X SI 90 0-0 ① G3-1		C SI 94 B SI 94 F SI 94 F SI 94 B SI 94 X SI 93 2-2 1B		F SI 91 B SI 92 1 SAFE X SI 90 1-1 ③ F9			3	1	1	0	1	0	1
53 Melky Cabrera, S (1, 8) OBP: 0.337, SLG: 0.463	F SI 94 B SI 92 L SI 90 B FF 95 X SI 93 2-2 35 G4-3 1-3 2B		C FF 95 C SL 82 X SI 94 0-2 16 1B 1B		1 SAFE C SI 91 X SI 94 0-1 ② F8			X SI 89 0-0 21 CS 1B		4	0	3	0	0	0	1
16 Billy Butler, R (1, 10) OBP: 0.378, SLG: 0.456	B SI 92 B SI 92 S SI 95 F SI 96 S SI 93 2-3 ① K		X SI 94 0-0 1-2 1B		X SI 91 0-0 ③ L6			C SI 91 B SL 82 F SI 91 S SL 83 1-3 ① K		4	0	1	0	0	2	4
35 Eric Hosmer, L (1, 3) OBP: 0.335, SLG: 0.452	B SI 93 B SI 94 X SI 94 2-0 ② G4-3 2-3 3-H		F SI 93 X SI 94 0-1 ② L8			B SI 91 B FF 94 F SI 89 X SI 93 2-1 8 G4-6-3 1B		B SI 91 F SI 93 F SI 93 S SL 85 1-3 ② K		4	0	1	1	0	1	4
21 Jeff Francoeur, R (1, 9) OBP: 0.322, SLG: 0.456	F SI 93 X SI 94 0-1 ③ F8		B SI 93 X SI 94 1-0 ③ G5-3			S SI 91 F SI 92 1 SAFE 1 SAFE F SI 92 B SI 92 1 SAFE B SL 85 1 SAFE 2-2 ① P3		C SL 82 S SI 90 P PO 92 1-2 ③ CS	B SI 93 C SL 81 X SI 90 1-1 8 SH5-3 8 S 17 1B 1B	4	1	1	0	0	0	4
8 Mike Moustakas, L (1, 5) OBP: 0.259, SLG: 0.252		B SI 92 B SI 92 X FF 93 2-0 ① F8	X SI 94 0-0 ① P6			X SI 92 0-0 ②③ G4-6-3 1-2f			1 SAFE C FF 91 B SL 82 X SL 81 1-1 ① SH5-3 1-3	3	0	0	0	0	0	1
15 Matt Treanor, R (1, 2) OBP: 0.351, SLG: 0.306 3 Brayan Peña, S (6, 2) OBP: 0.311, SLG: 0.379		S SI 94 S SI 94 B SI 94 F SI 94 S SI 94 1-3 ② K	C SI 93 B SI 95 F SI 94 F FF 96 B SI 94 S SI 93 2-3 ② K				B FF 92 B SI 91 C SI 92 S SI 91 B SI 93 X FF 92 3-2 17 FC4-6 1B		D SL 82 X SL 80 1-0 ② F7	2 2	0 0	0 1	0 0	0 0	2 0	0 1
17 Chris Getz, L (1, 4) OBP: 0.318, SLG: 0.289		C FF 94 B SI 92 X SI 93 1-1 2B	B SI 94 B SI 94 B SI 93 C FF 91 X SI 91 3-1 ③ F8				C SI 88 S SI 91 X SI 91 0-2 ① FC4-6 2 FC6-4 1-2f		B FF 93 X SL 83 1-0 3-H 1B	4	0	2	1	0	0	1
2 Alcides Escobar, R (1, 6) OBP: 0.285, SLG: 0.328		X SI 94 0-0 ③ G5-3			C SI 90 B SI 94 X SI 90 1-1 ① G6-3		X SI 89 0-0 ② FC6-4 1-2f		1 SAFE M FF 92 F FF 92 X FF 92 0-2 ③ G4-3	4	0	0	0	0	0	3
Inning Stats	R: 1 E: 0 K: 1 S: 11 H: 1 LOB: 1 BB: 1 P: 21	R: 0 E: 0 K: 1 S: 8 H: 1 LOB: 1 BB: 0 P: 12	R: 0 E: 0 K: 0 S: 8 H: 2 LOB: 2 BB: 0 P: 9	R: 0 E: 0 K: 1 S: 7 H: 0 LOB: 0 BB: 0 P: 12	R: 0 E: 0 K: 0 S: 9 H: 1 LOB: 1 BB: 0 P: 12	R: 0 E: 0 K: 0 S: 8 H: 1 LOB: 0 BB: 0 P: 12	R: 0 E: 0 K: 0 S: 9 H: 1 LOB: 1 BB: 0 P: 13	R: 0 E: 0 K: 2 S: 10 H: 1 LOB: 0 BB: 0 P: 12	R: 1 E: 0 K: 0 S: 9 H: 2 LOB: 1 BB: 0 P: 13	1B: 8 2B: 2 3B: 0 HR: 0 SF: 0 SAC: 1 DP: 1 HBP: 0						

	AB	34
	R	2
	H	10
	RBI	2
	BB	1
	SO	5
	LOB	20

WP: 0 PA: 37
PB: 0
SB: 1
CS: 1

PITCHER		IP	WLS	BF	H	R	ER	SO	BB	IBB	HBP	BLK	WP	HR	S	P	ERA	WHIP
63 Justin Masterson, R ERA: 2.56	(1, 1)	8.0		32	9	2	2	5	1	0	0	0	0	0	72	106	2.25	1.250
49 Tony Sipp, L ERA: 3.0	(9, 1)	1.0	W	4	1	0	0	0	0	0	0	0	0	0	7	10	0.00	1.000

PITCHER	IP	WLS	BF	H	R	ER	SO	BB	IBB	HBP	BLK	WP	HR	S	P	ERA	WHIP

Batter	1	2	3	4	5	6	7	8	9	AB	R	H	RBI	BB	SO	LOB
23 Michael Brantley, L (1, 7) OBP: 0.331, SLG: 0.386	B SI 93 C SI 93 C SI 94 B CU 77 B SI 95 S SL 86 3-3 ① K			B SI 93 F SL 86 B SI 95 F SI 94 B SI 95 B SL 87 4-2 22 CS BB		F SL 88 B SI 95 X CH 86 1-1 ①② F7-2 1-2 3-H		S SL 85 D SL 85 C SL 84 B SL 85 B SI 94 X SL 85 3-2 2-H 1B		3	0	1	1	1	1	2
22 Jason Kipnis, L (1, 4) OBP: 0.211, SLG: 0.176	B FF 95 C FF 95 C SL 86 C SI 96 1-3 ② K			P PO 90 C FF 94 1 SAFE 1 SAFE B FF 94 S SL 88 F SL 87 F SL 88 X FF 94 2-2 ① P5 1-2		B SI 93 B SI 94 C SL 87 F SL 87 F SI 95 S SL 89 2-3 ③ K		F FF 93 B FF 94 X SL 86 1-1 ③ L8		4	0	0	0	0	2	3
13 Asdrúbal Cabrera, S (1, 6) OBP: 0.337, SLG: 0.480	C SI 97 B FF 95 S SI 96 F SI 96 S SI 97 1-3 ③ K			C SI 95 C CH 88 B SI 95 B SL 87 F SL 86 X SI 96 2-2 ③ P5			B SI 94 B SI 91 C SI 94 C SL 86 B SI 95 X SL 87 3-2 1 S 1B		S FC 92 B FC 91 B FF 92 S FC 90 H CU 72 3-2 48 FC4-6 HBP	3	0	1	0	0	1	0
48 Travis Hafner, L (1, 10) OBP: 0.386, SLG: 0.474 Orlando Cabrera, R (9, PR) OBP: 0.277, SLG: 0.321		C SI 95 B SI 96 B CH 87 B SL 88 X FF 95 3-1 ① F8			B SI 93 B CH 85 X FF 94 2-0 ① P5		F FF 92 X FF 92 0-1 ① F7		C FC 90 X FF 93 0-1 ① FC4-6 41 2B 1 SF7 1-2f	4 0	0 1	0 0	0 0	0 0	0 0	2 0
41 Carlos Santana, S (1, 2) OBP: 0.352, SLG: 0.421		B CU 79 C CU 78 B FF 96 X SI 96 2-1 ② F7			C CU 79 B SL 87 C SL 86 X SI 95 1-2 2B		1 SAFE B FF 92 X FF 93 1-0 ② F8		C FC 92 S FC 93 X FF 93 0-2 1-3 7 HR 2B	4	1	2	0	0	0	1
1 Kosuke Fukudome, L (1, 9) OBP: 0.365, SLG: 0.360		B SI 96 C SL 87 X FF 96 1-1 ③ F7			L CU 78 B FF 94 D SL 88 X SL 87 2-1 ② F7		C FF 92 1 SAFE B CU 77 S CH 81 F CH 82 X FF 92 1-2 ③ G5-3 1-2		B FF 93 C FF 93 F FF 92 B CU 70 F CH 85 X FF 94 2-2 ② SF7 3-H	3	0	0	1	0	0	2
8 Lonnie Chisenhall, L (1, 5) OBP: 0.311, SLG: 0.403			B SI 94 B SI 94 B SI 92 B SI 92 4-0 12 G6-3 BB		2 SAFE F SL 88 C SI 95 D SL 89 F SL 87 F FF 95 F SI 96 D SL 89 F CU 79 2-2 ③ P5			B CU 75 B FF 91 C FF 90 C CH 80 F FF 91 B FF 91 F FF 90 F FF 91 F FF 92 4-2 7 PB 23 1B BB	C FF 93 S FC 92 B FC 91 B CU 69 B FF 92 D CH 86 4-2 7 HR BB	1	2	0	0	3	0	1
7 Matt LaPorta, R (1, 3) OBP: 0.295, SLG: 0.420			C SL 86 B SI 95 1 SAFE B SL 88 D SL 88 C SL 88 1 SAFE F SL 88 X SL 88 3-2 ① P3			X FF 92 0-0 12 1B 23 F7-2 2B		B SL 84 C SI 93 B SL 85 B SL 85 X SL 85 3-1 ① F9 1-2	B FF 94 S FF 93 X FC 92 1-1 1-H 2-H HR	4	1	2	3	0	0	2
12 Ezequiel Carrera, L (1, 8) OBP: 0.327, SLG: 0.250			B SI 94 B SI 94 X SI 93 2-0 ②③ G6-3 1-2f			L FF 91 B FF 92 B CU 78 F SL 86 F SI 95 F SL 87 X FF 95 2-2 23 F7-2 2-3 1B		B FF 93 X SL 85 1-0 ② F8		3	0	1	0	0	0	2
Inning Stats	R: 0 E: 0 K: 3 S: 10 H: 0 LOB: 0 BB: 0 P: 15	R: 0 E: 0 K: 0 S: 6 H: 0 LOB: 0 BB: 0 P: 12	R: 0 E: 0 K: 0 S: 5 H: 0 LOB: 0 BB: 1 P: 14	R: 0 E: 0 K: 0 S: 12 H: 0 LOB: 0 BB: 1 P: 19	R: 0 E: 0 K: 0 S: 14 H: 1 LOB: 1 BB: 0 P: 21	R: 0 E: 0 K: 1 S: 12 H: 2 LOB: 1 BB: 0 P: 17	R: 0 E: 0 K: 0 S: 10 H: 1 LOB: 1 BB: 0 P: 15	R: 1 E: 0 K: 0 S: 16 H: 1 LOB: 1 BB: 1 P: 28	R: 4 E: 0 K: 0 S: 15 H: 2 LOB: 1 BB: 1 P: 25	1B: 3 2B: 4 3B: 0 HR: 1 SF: 1 SAC: 0 DP: 2 HBP: 1						WP: 0 PB: 1 SB: 1 CS: 1 PA: 35	

BOTTOM

Kansas City Royals @ Cleveland Indians

Progressive Field, Cleveland, OH

Sat Jul 30 2011, 7:07 PM - 10:02 PM EDT

Att. 31,436 - Clear - 82 F

livebaseballscorecards.com

AB	29
R	5
H	7
RBI	5
BB	4
SO	4
LOB	15

PITCHER		IP	WLS	BF	H	R	ER	SO	BB	IBB	HBP	BLK	WP	HR	S	P	ERA	WHIP
59 Felipe Paulino, R ERA: 4.2	(1, 1)	6.0		21	4	0	0	4	2	0	0	0	0	0	62	104	0.00	1.000
55 Tim Collins, L ERA: 3.6	(7, 1)	1.0	H	4	0	1	0	0	1	0	0	0	0	0	15	21	0.00	1.000
43 Aaron Crow, R ERA: 1.76	(8, 1)	1.0	B	4	1	0	0	0	0	0	0	0	0	0	8	16	0.00	1.000
48 Joakim Soria, R ERA: 4.23	(9, 1)	0.2	L	6	2	4	4	0	1	0	1	0	0	1	15	25	54.00	4.500

PITCHER	IP	WLS	BF	H	R	ER	SO	BB	IBB	HBP	BLK	WP	HR	S	P	ERA	WHIP

Batter	1	2	3	4	5	6	7	8	9	AB	R	H	RBI	BB	SO	LOB
4 Alex Gordon, L (1, 7) OBP: 0.376, SLG: 0.495	L FF 92 F SI 93 B FF 93 F CH 86 X CH 85 1-2 G3		X CH 85 0-0 ② L9		C SI 93 C SL 87 X SI 93 0-2 HR			C SI 91 B CH 86 B SI 91 F CH 85 B CH 86 B SI 92 4-2 53 2B 16 SF9 BB	1 SAFE F SL 83 1 SAFE 1 SAFE L FF 93 1 SAFE X SL 82 0-2 1-3 1B	4	2	2	1	1	0	0
53 Melky Cabrera, S (1, 8) OBP: 0.340, SLG: 0.466	B SI 93 C CH 84 X CH 85 1-1 16 1B 1B		B SI 93 C CH 85 B SI 92 B CH 84 B SI 92 4-1 16 FC6-4 BB		X CH 86 0-0 ② G4-3			L SI 92 1 SAFE X SI 92 0-1 35 F8 1-3 2B	C SL 82 C SL 81 F SL 83 X FF 92 0-2 ③ L6	4	0	2	0	1	0	2
16 Billy Butler, R (1, 10) OBP: 0.376, SLG: 0.455	B SI 93 X SI 92 1-0 35 G6-3 1-2 1B		C SL 85 X SI 92 0-1 ③ FC6-4 1-2f		X SI 93 0-0 ③ G6-3			C SI 93 B SI 93 X SI 92 1-1 ① SF9 3-H		3	0	1	1	0	0	1
35 Eric Hosmer, L (1, 3) OBP: 0.331, SLG: 0.447	B SI 93 S SI 94 X SI 94 1-1 ② G6-3 ③ 1-2f			B CH 84 F SI 92 F SI 92 B SI 93 F CH 85 S SI 93 2-3 ① K		X CH 85 0-0 ① G3		B SL 81 C FF 91 X SL 82 1-1 ② F8 2-3		4	0	0	0	0	1	3
21 Jeff Francoeur, R (1, 9) OBP: 0.326, SLG: 0.464		F SI 92 X 0-1 HR		C SL 87 B SI 92 B SI 93 B SI 94 B SI 92 B SI 92 4-1 8 2B 8 E BB		B SI 92 X SL 85 1-0 ② F7		B FF 92 B FF 92 I IN 73 I IN 71 4-0 8 CS IBB		2	2	1	1	2	0	0
8 Mike Moustakas, L (1, 5) OBP: 0.259, SLG: 0.258		F SI 92 C CH 84 B CH 86 X SI 93 1-2 ① P6		B SI 93 1 SAFE B CH 85 C SI 92 F SI 92 X CH 85 2-2 E9 3 G3 1-H 2B		F CH 86 B SI 92 B SL 85 X SI 92 2-1 ③ P6		F FF 92 F SL 82 1 SAFE 0-2 ③ CS 1-2	X FF 90 0-0 ① F8	4	0	1	0	0	0	0
3 Brayan Peña, S (1, 2) OBP: 0.304, SLG: 0.371		B SI 93 F CH 85 X CH 86 1-1 ② G6-3		C CH 85 X CH 85 0-1 ② G3 2-3			M CH 84 F CH 85 B SI 92 X CH 84 1-2 ① G4-3		B FF 90 C FF 90 X CH 81 1-1 ② F8	4	0	0	0	0	0	1
17 Chris Getz, L (1, 4) OBP: 0.317, SLG: 0.288		C SI 93 B SI 94 X SI 93 1-1 ③ G6-3		B SI 93 X SI 93 1-0 ③ G4-3			C SI 92 X CH 84 0-1 ② F8		B FF 91 C FF 91 X FF 91 1-1 2 S 2 1B 1B	4	1	1	0	0	0	1
2 Alcides Escobar, R (1, 6) OBP: 0.285, SLG: 0.327			B SI 89 B SI 91 C SI 91 F SI 91 F SI 92 B SI 92 F SI 92 S SI 91 3-3 ① K		C SL 86 X SI 92 0-1 ① L5		B SL 86 F SI 92 F SI 92 X SI 91 1-2 ③ F9		1 SAFE C FF 91 C FF 91 F FF 92 1 SAFE D SL 82 B FF 92 F FF 92 F FF 92 3-2 D FF 93 F FF 92 F FF 92 F FF 92 F FF 92 X FF 91 4 1B 1-H 1B	4	0	1	1	0	1	0
Inning Stats	R: 0 E: 0 K: 0 S: 9 H: 2 LOB: 1 BB: 0 P: 13	R: 1 E: 0 K: 0 S: 9 H: 1 LOB: 0 BB: 0 P: 12	R: 0 E: 0 K: 1 S: 9 H: 0 LOB: 1 BB: 1 P: 16	R: 1 E: 1 K: 1 S: 11 H: 1 LOB: 1 BB: 1 P: 20	R: 1 E: 0 K: 0 S: 7 H: 1 LOB: 0 BB: 0 P: 7	R: 0 E: 0 K: 0 S: 4 H: 0 LOB: 0 BB: 0 P: 7	R: 0 E: 0 K: 0 S: 8 H: 0 LOB: 0 BB: 0 P: 10	R: 1 E: 0 K: 0 S: 10 H: 1 LOB: 1 BB: 2 P: 20	R: 1 E: 0 K: 0 S: 23 H: 3 LOB: 2 BB: 0 P: 28	1B: 5 2B: 2 3B: 0 HR: 2 SF: 1 SAC: 0 DP: 1 HBP: 0						

PITCHER		IP	WLS	BF	H	R	ER	SO	BB	IBB	HBP	BLK	WP	HR	S	P	ERA	WHIP
55 Roberto Hernandez, R ERA: 5.31	(1, 1)	7.1	L	30	6	4	4	2	3	0	0	0	0	2	63	96	4.91	1.227
49 Tony Sipp, L ERA: 3.12	(8, 1)	1.1		7	3	1	1	0	0	1	0	0	0	0	23	33	6.75	2.250
38 Joe Smith, R ERA: 1.1	(9, 1)	0.1		1	0	0	0	0	0	0	0	0	0	0	4	4	0.00	0.000

PITCHER	IP	WLS	BF	H	R	ER	SO	BB	IBB	HBP	BLK	WP	HR	S	P	ERA	WHIP

TOP

Kansas City Royals @ Cleveland Indians

Progressive Field, Cleveland, OH

Sun Jul 31 2011, 1:09 PM - 4:28 PM EDT

Att. 21,101 - Sunny - 84 F

livebaseballscorecards.com

AB	33
R	5
H	9
RBI	4
BB	4
SO	2
LOB	8

BOTTOM

Kansas City Royals @ Cleveland Indians

Progressive Field, Cleveland, OH

Sun Jul 31 2011, 1:09 PM - 4:28 PM EDT

Att. 21,101 - Sunny - 84 F

livebaseballscorecards.com

Batter	1	2	3	4	5	6	7	8	9	AB	R	H	RBI	BB	SO	LOB
23 Michael Brantley, L (1, 8) (9, 7) OBP: 0.329, SLG: 0.383	B FF 92 C FF 92 B FF 93 F FF 93 C CU 76 2-3 ① K		B FF 91 C CH 81 F FF 91 X CU 76 1-2 22 CS 1B		C CH 82 F FF 92 S FF 93 0-3 ② K	B CH 79 X FF 90 1-0 ③ P6		C SL 84 S SL 87 B FF 96 C FF 95 1-3 ③ K		5	0	1	0	0	3	2
22 Jason Kipnis, L (1, 4) OBP: 0.208, SLG: 0.318	B SI 95 C FF 92 X SI 93 1-1 ② G4-3		B FF 92 1 SAFE 1 SAFE 1 SAFE F FF 94 X CU 74 1-1 ①② G6-3 1-2		B CH 83 C FF 92 B FF 92 S FF 92 B CU 76 X FF 93 3-2 HR		C FF 89 B CU 74 C CU 73 F CU 74 C FF 90 1-3 ① K		C FF 90 C FF 90 B FF 91 F CU 72 B CH 85 S FC 89 2-3 ① K	5	1	1	1	0	2	1
13 Asdrúbal Cabrera, S (1, 6) OBP: 0.344, SLG: 0.486	S FF 94 L FF 94 B FF 96 X CU 77 1-2 41 CS 1B		B CU 75 B FF 93 S FF 92 B FF 93 B SI 93 4-1 BB		X CH 84 0-0 41 3B 2B		C FF 90 B FF 90 C FF 90 B CU 74 B CU 74 X FF 89 3-2 7 BB 1B		B FC 91 C FF 92 B FF 90 C FF 92 B CU 67 B FC 88 4-2 41 G4-3 BB	3	1	3	0	2	0	0
41 Carlos Santana, S (1, 3) (9, 2) OBP: 0.352, SLG: 0.427	F FF 93 1 SAFE 1 SAFE 0-1 ③ CS 1-2	C CU 74 X CH 84 0-1 ③ 16 BB 1 BB 1B	C CH 83 1 SAFE X SI 93 0-1 ③ F8		C CH 82 B FF 92 D CU 74 C CU 74 X FF 93 2-2 2-H 3B		1 SAFE 1 SAFE C FF 90 S FF 90 B CU 74 1 SAFE F CU 75 X FF 91 1-2 ② F7		B FF 91 B FF 90 S CH 84 B CH 85 F FC 90 X FF 91 3-2 ②③ G4-3 1-2f	5	0	2	1	0	0	3
7 Matt LaPorta, R (1, 10) OBP: 0.295, SLG: 0.415		B CH 82 C FF 92 B FF 92 S CH 82 S CH 86 2-3 ① K		X CH 82 0-0 ① F7	F FF 93 B FF 93 X CH 84 1-1 ③ F9		B FF 95 F FF 94 B FF 95 B SL 88 S SL 88 F SL 88 D SL 88 4-2 1-2 BB			3	0	0	0	1	1	2
1 Kosuke Fukudome, L (1, 9) OBP: 0.366, SLG: 0.363		B FF 93 B FF 91 F FF 92 B FF 91 F FF 90 F SI 93 B CU 73 4-2 16 BB 1-2 BB		B FF 92 C CH 81 S FF 92 X SI 92 1-2 ② G6-3		B CU 73 C CH 80 X SI 92 1-1 2B	F FF 96 F FF 95 D SL 87 C SL 88 1-3 ③ K			3	0	1	0	1	1	2
26 Austin Kearns, R (1, 7) OBP: 0.313, SLG: 0.307 12 Ezequiel Carrera, L (8, PH) OBP: 0.340, SLG: 0.289 (9, 8)	S SI 92 S FF 92 X FF 92 0-2 ② P2		C CH 83 B FF 93 C CU 74 X CH 83 1-2 1B			B FF 89 F FF 90 X SI 89 1-1 ① G6-3		B FF 92 C FF 92 F SL 85 X SL 87 1-2 48 WP 48 G6-3 2B		3 1	0 1	1 1	0 0	0 0	0 0	3 0
16 Jason Donald, R (1, 5) 48 Travis Hafner, L (8, PH) OBP: 0.385, SLG: 0.472 9 Jack Hannahan, L (9, 3) OBP: 0.303, SLG: 0.333	B FF 92 B FF 91 B SI 92 C FF 90 B SI 92 4-1 1-2 2-3 BB		F FF 90 C CU 72 B FF 93 S CU 75 1-3 ③ K			C SI 88 L SL 78 B SL 78 C SL 77 1-3 ② K		C FF 95 F SL 86 D SL 87 F SL 86 B FS 86 X FF 96 2-2 ① G6-3 2-H		2 1 0	0 0 0	0 1 0	0 0 0	1 0 0	2 0 0	2 0 0
6 Lou Marson, R (1, 2) OBP: 0.288, SLG: 0.331 8 Lonnie Chisenhall, L (8, PH) OBP: 0.307, SLG: 0.397 (9, 5)	C FF 91 S FF 94 S FF 92 0-3 ③ K				C CH 81 C FF 91 S FF 92 0-3 ① K	B SL 76 C SL 76 B SL 79 F FF 89 B SL 78 B SL 78 4-2 BB		S SL 86 C SL 85 B FF 96 F SL 87 B FF 96 S SL 87 2-3 ② K		2 1	0 0	0 0	0 0	1 0	2 1	3 0
Inning Stats	R: 0 E: 0 K: 1 S: 9 H: 1 LOB: 0 BB: 0 P: 13	R: 0 E: 0 K: 2 S: 15 H: 1 LOB: 3 BB: 2 P: 25	R: 0 E: 0 K: 0 S: 8 H: 1 LOB: 1 BB: 1 P: 14	R: 0 E: 0 K: 1 S: 10 H: 1 LOB: 1 BB: 0 P: 13	R: 2 E: 0 K: 2 S: 15 H: 3 LOB: 1 BB: 0 P: 21	R: 0 E: 0 K: 1 S: 10 H: 1 LOB: 2 BB: 1 P: 18	R: 0 E: 0 K: 2 S: 17 H: 1 LOB: 2 BB: 1 P: 27	R: 1 E: 0 K: 2 S: 14 H: 1 LOB: 0 BB: 0 P: 20	R: 0 E: 0 K: 1 S: 9 H: 0 LOB: 0 BB: 1 P: 18							

	AB	34
	R	3
	H	10
	RBI	3
	BB	6
	SO	12
	LOB	18

	1B: 5	SF: 0	WP: 1	PA: 41
	2B: 3	SAC: 0	PB: 0	
	3B: 1	DP: 1	SB: 0	
	HR: 1	HBP: 0	CS: 2	

PITCHER		IP	WLS	BF	H	R	ER	SO	BB	IBB	HBP	BLK	WP	HR	S	P	ERA	WHIP
23 Danny Duffy, L ERA: 5.05	(1, 1)	5.0	W	24	8	2	2	6	3	0	0	0	0	1	59	89	3.60	2.200
31 Louis Coleman, R ERA: 1.85	(6, 1)	0.2	H	3	0	0	0	1	1	0	0	0	0	0	7	13	0.00	1.500
55 Tim Collins, L ERA: 3.53	(6, 1)	1.0	H	4	1	0	0	1	0	0	0	0	0	0	12	18	0.00	1.000
56 Greg Holland, R ERA: 1.57	(7, 1)	1.1	H	6	1	1	1	3	1	0	0	0	1	0	20	31	6.75	1.500
48 Joakim Soria, R ERA: 4.14	(9, 1)	1.0	S	3	0	0	0	1	1	0	0	0	0	0	9	18	0.00	1.000

PITCHER	IP	WLS	BF	H	R	ER	SO	BB	IBB	HBP	BLK	WP	HR	S	P	ERA	WHIP

Cleveland Indians @ Boston Red Sox

Fenway Park, Boston, MA

Mon Aug 01 2011, 7:13 PM - 10:22 PM EDT

Att. 37,943 - Partly Cloudy - 83 F

TOP

livebaseballscorecards.com

Batter	1	2	3	4	5	6	7	8	9	AB	R	H	RBI	BB	SO	LOB
23 Michael Brantley, L (1, 7) OBP: 0.328, SLG: 0.383	C FF 92 C FC 89 B FF 94 F FF 94 F FC 89 F FC 89 S CU 81 1-3 ① K		B CH 84 B FC 89 C CU 80 X FC 89 2-1 ① 2B 2-H			X FF 92 0-0 ① G3-1	1 SAFE 1 SAFE 1 SAFE 1 SAFE C FF 94 C CU 74 1 SAFE S FF 95 0-3 ③ K		B SI 92 C SL 85 C SL 87 X SI 94 1-2 ① G6-3	5	0	1	1	0	2	1
22 Jason Kipnis, L (1, 4) OBP: 0.276, SLG: 0.519	B FF 92 C CH 86 F FF 92 F FC 89 S FC 90 1-3 ② K		F FF 92 X FF 92 0-1 ③ P4			B FF 92 C FC 85 X FF 89 1-1 13 HR 2B		B FF 98 X FF 98 1-0 13 HR 1B	C SL 85 B SI 93 F SI 93 B SL 85 X SI 94 2-2 HR	5	3	3	1	0	1	1
13 Asdrúbal Cabrera, S (1, 6) OBP: 0.347, SLG: 0.501	X FF 94 0-0 ③ G4-3			C FF 90 B CH 84 X CH 83 1-1 41 1B 1 FC4-6 1B		C FF 92 D FC 82 B CU 81 C FC 87 X FC 88 2-2 2-H HR		B FF 97 1 SAFE C FF 96 F FF 98 F SL 83 X SL 83 1-2 1-H HR	X SL 86 0-0 ② F9	5	3	3	4	0	0	0
48 Travis Hafner, L (1, 10) OBP: 0.381, SLG: 0.479		C FF 92 X SI 92 0-1 ① G6-3		S FC 88 B CH 82 B SI 93 X FF 92 2-1 ① F8		C FF 93 C CH 85 F FF 93 B SI 93 X FF 92 1-2 HR		C FF 98 X CH 93 0-1 ① G4-3	B SI 93 B SI 92 C SL 86 B SL 85 S SI 92 C SI 92 3-3 ③ K	5	1	1	1	0	1	1
41 Carlos Santana, S (1, 2) OBP: 0.354, SLG: 0.426		B SI 92 C FF 88 X FF 89 1-1 ② P5		C CU 78 X FC 88 0-1 1 FC4-6 1B 1-3		C CH 83 B FF 87 C CU 80 S CH 86 1-3 ② K		C SL 84 F FF 99 B FF 98 F SL 85 F CH 93 B SL 83 F FF 98 F CH 92 F FF 99 4-2 1 1B 7 2B BB		3	1	1	0	1	1	0
1 Kosuke Fukudome, L (1, 9) OBP: 0.365, SLG: 0.362		B SI 92 C CU 79 C FF 93 S FC 89 1-3 ③ K		X FC 87 0-0 ② FC4-6 7 CS 1-2f 3-H		F FF 92 B FF 91 C FC 85 F SI 92 S CH 86 1-3 ③ K		1 SAFE L FF 94 L SL 86 B FF 94 X FF 95 1-2 7 2B 1B 1-2		4	0	1	1	0	2	1
7 Matt LaPorta, R (1, 3) OBP: 0.294, SLG: 0.416			C FF 92 B CH 84 B FC 88 X FC 87 2-1 ① G6-3 1 SAFE F CH 84 B FF 92 1-1 ③ CS 1-2		B SI 91 S CH 84 F FF 92 B FC 88 B FC 88 X FF 93 3-2 ① G6-3		B CU 78 C CU 77 S FC 86 X FF 92 1-2 ① F7 C SI 94 X CH 80 0-1 1-3 2-H 2B		4	0	1	1	0	0	0
8 Lonnie Chisenhall, L (1, 5) OBP: 0.291, SLG: 0.375 9 Jack Hannahan, L (8, 5) OBP: 0.303, SLG: 0.333			C FF 92 B FF 89 B FC 87 X CH 84 2-1 ② F8		C CU 80 F CU 80 X FF 92 0-2 ② P4		C FF 92 F CU 80 F FF 91 B CH 87 X FC 87 1-2 ② F7 X SL 88 0-0 ② G6-3		4 0	0 0	0 0	0 0	0 0	0 0	2 0
12 Ezequiel Carrera, L (1, 8) OBP: 0.352, SLG: 0.306			B FF 92 C FF 92 B CU 80 F FF 91 F FF 93 F FC 89 B CU 81 X FF 92 3-2 E9 23 2B 1B		C FF 92 B FC 89 B FC 85 F FF 92 B CU 81 X FC 87 3-2 ③ G3-1		F FF 91 B CH 85 X CU 81 1-1 1B C CU 76 S FF 95 B FF 93 X SI 93 1-2 ③ G6-3		4	1	2	0	0	0	2

	AB	39
	R	9
	H	13
	RBI	9
	BB	1
	SO	7
	LOB	8

Inning Stats																						
	R: 0	H: 0	R: 0	H: 0	R: 1	H: 2	R: 1	H: 2	R: 0	H: 0	R: 3	H: 3	R: 0	H: 1	R: 3	H: 4	R: 1	H: 1	1B: 6	SF: 0	WP: 0	PA: 41
	E: 0	LOB: 0	E: 0	LOB: 0	E: 1	LOB: 1	E: 0	LOB: 0	E: 0	LOB: 0	E: 0	LOB: 0	E: 0	LOB: 1	E: 0	LOB: 2	E: 0	LOB: 0	2B: 3	SAC: 0	PB: 0	
	K: 2	BB: 0	K: 1	BB: 0	K: 0	BB: 0	K: 0	BB: 0	K: 0	BB: 0	K: 2	BB: 0	K: 1	BB: 0	K: 0	BB: 1	K: 1	BB: 0	3B: 0	DP: 0	SB: 0	
	S: 11	P: 13	S: 7	P: 9	S: 13	P: 22	S: 8	P: 12	S: 9	P: 15	S: 17	P: 23	S: 12	P: 15	S: 23	P: 31	S: 10	P: 16	HR: 4	HBP: 0	CS: 1	

PITCHER		IP	WLS	BF	H	R	ER	SO	BB	IBB	HBP	BLK	WP	HR	S	P	ERA	WHIP
41 John Lackey, R ERA: 6.23	(1, 1)	6.2		27	8	5	5	5	0	0	0	0	0	2	74	106	6.75	1.200
46 Franklin Morales, L ERA: 4.18	(7, 1)	0.1		1	0	0	0	1	0	0	0	0	0	0	3	3	0.00	0.000
51 Daniel Bard, R ERA: 2.28	(8, 1)	0.1	L	4	2	3	3	0	1	0	0	0	0	1	14	20	81.00	9.000
43 Randy Williams, L ERA: 8.53	(8, 1)	0.2		4	2	0	0	0	0	0	0	0	0	0	9	11	0.00	3.000
32 Matt Albers, R ERA: 2.25	(9, 1)	1.0		4	1	1	1	1	0	0	0	0	0	1	10	16	9.00	1.000

PITCHER	IP	WLS	BF	H	R	ER	SO	BB	IBB	HBP	BLK	WP	HR	S	P	ERA	WHIP

Batter	1	2	3	4	5	6	7	8	9	AB	R	H	RBI	BB	SO	LOB
2 Jacoby Ellsbury, L (1, 8) OBP: 0.376, SLG: 0.514	C FF 88 C FF 90 X CU 76 0-2 ① F8	X FF 89 0-0 ② FC1-5-2-5-1 1-2 3-H		B FF 89 F SI 84 X FF 91 1-1 ③ P6			B FF 88 C FF 89 C SL 86 X FF 87 1-2 ① G1-3		C FF 94 B SL 81 F SL 81 B SL 84 F FF 94 X FF 94 2-2 1-H 2B	5	0	1	1	0	0	2
15 Dustin Pedroia, R (1, 4) OBP: 0.406, SLG: 0.487	C FF 91 B FF 92 X FC 88 1-1 20 1B 1B	B CU 75 F FF 92 C CU 77 B FF 91 X FC 89 2-2 ③ F9			B CU 74 F SI 88 X FC 86 1-1 ① F8		C FF 89 X FF 85 0-1 28 G3-6-3 1B		C FF 94 X SL 83 0-1 ③ G5-3	5	0	2	0	0	0	3
28 Adrián González, L (1, 3) OBP: 0.416, SLG: 0.568	B FF 89 1 SAFE B FF 88 B SI 89 C FF 90 F CH 83 F FF 91 1 SAFE X CU 75 3-2 ② P6		X FC 87 0-0 20 3B 1B		B FF 88 C CU 74 F FF 87 X FF 90 1-2 ② G1-3		C FF 91 B SL 87 1 SAFE B SL 88 F FF 85 D SL 86 X FF 87 3-2 ②③ G3-6-3 1-2f			4	1	1	0	0	0	2
20 Kevin Youkilis, R (1, 5) OBP: 0.389, SLG: 0.492	B FF 87 S FF 90 1 SAFE X FF 88 1-1 1-2 1B		B FF 90 C CU 74 B FC 86 D FF 88 F FF 90 F FF 87 F CU 74 X FC 85 3-2 ① 1-H 3B		C CU 76 B FF 88 B FC 87 F FF 88 F CU 77 X FF 91 2-2 ③ F9			C FF 94 C SL 82 B FF 94 S FF 95 1-3 ① K		4	0	2	1	0	1	0
34 David Ortiz, L (1, 10) OBP: 0.375, SLG: 0.539	X FC 87 0-0 ③ P6		C FF 89 B CH 82 B CU 76 C FC 87 X FF 91 2-2 ② G3-1			X CU 73 0-0 ① G6-3		X SI 94 0-0 ② G6-3		4	0	0	0	0	0	2
13 Carl Crawford, L (1, 7) OBP: 0.283, SLG: 0.384		C FF 89 F FC 88 B FF 91 F FC 87 F CU 76 B FF 91 X FF 88 2-2 ① F7	F FC 89 B SI 89 X FF 89 1-1 HR			C FF 88 X SI 87 0-1 39 HR 2B		C SI 94 B SL 82 F SL 81 B FF 94 S FF 93 2-3 ③ K		4	2	2	1	0	1	0
39 Jarrod Saltalamacchia, S (1, 2) OBP: 0.329, SLG: 0.482		B CU 73 X FF 88 1-0 16 1B 10 1B 2B	C FF 90 C FF 91 B FF 92 B FF 90 S CU 78 2-3 ③ K2-3			X CH 81 0-0 2-H HR			C FF 94 B SL 84 S FF 94 F SL 84 B SL 85 B FF 94 S FF 94 3-3 ① K	4	2	2	2	0	2	0
16 Josh Reddick, L (1, 9) OBP: 0.372, SLG: 0.549	B FF 90 X SI 88 1-0 10 1B 2 FC1-5-2-5-1 2-3 1B			B CU 73 B FF 87 C FF 88 S FC 87 X CU 75 2-2 ① G3		C FF 90 S CU 76 X FF 89 0-2 ② F7			C FF 94 C FF 94 F SL 86 F FF 94 B FF 94 S FF 94 1-3 ② K	4	0	1	0	0	1	0
10 Marco Scutaro, R (1, 6) OBP: 0.343, SLG: 0.373 3 Mike Aviles, R (4, PH) OBP: 0.262, SLG: 0.394 (5, 6)	B FC 86 1 SAFE 1 SAFE F FC 86 S FF 91 1 SAFE X FC 87 1-2 2 FC1-5-2-5-1 1-3 3-H 1B			C FF 90 S CU 76 F FF 91 B FF 91 C CU 78 1-3 ② K		X FC 87 0-0 ③ G6-3			C FF 94 X FF 93 0-1 2 DI 2 2B 1B	1 3	0 1	1 1	1 0	0 0	0 1	0 0
Inning Stats	R: 0 E: 0 K: 0 S: 12 H: 2 LOB: 2 BB: 0 P: 17	R: 1 E: 0 K: 0 S: 14 H: 3 LOB: 2 BB: 0 P: 21	R: 2 E: 0 K: 1 S: 14 H: 3 LOB: 0 BB: 0 P: 22	R: 0 E: 0 K: 1 S: 9 H: 0 LOB: 0 BB: 0 P: 13	R: 0 E: 0 K: 0 S: 9 H: 0 LOB: 0 BB: 0 P: 13	R: 2 E: 0 K: 0 S: 8 H: 2 LOB: 0 BB: 0 P: 8	R: 0 E: 0 K: 0 S: 8 H: 1 LOB: 0 BB: 0 P: 12	R: 0 E: 0 K: 2 S: 7 H: 0 LOB: 0 BB: 0 P: 10	R: 1 E: 0 K: 2 S: 17 H: 2 LOB: 1 BB: 0 P: 23	1B: 7 2B: 3 3B: 1 HR: 2	SF: 0 SAC: 0 DP: 1 HBP: 0	WP: 0 PB: 0 SB: 0 CS: 0	PA: 38			

PITCHER		IP	WLS	BF	H	R	ER	SO	BB	IBB	HBP	BLK	WP	HR	S	P	ERA	WHIP
43 Josh Tomlin, R ERA: 4.16	(1, 1)	6.0		27	10	5	5	2	0	0	0	0	0	2	66	94	7.50	1.667
53 Rafael Perez, L ERA: 2.08	(7, 1)	1.0	W	3	1	0	0	0	0	0	0	0	0	0	8	12	0.00	1.000
52 Vinnie Pestano, R ERA: 2.93	(8, 1)	1.0	H	3	0	0	0	2	0	0	0	0	0	0	7	10	0.00	0.000
54 Chris Perez, R ERA: 3.11	(9, 1)	1.0		5	2	1	1	2	0	0	0	0	0	0	17	23	9.00	2.000

PITCHER	IP	WLS	BF	H	R	ER	SO	BB	IBB	HBP	BLK	WP	HR	S	P	ERA	WHIP

BOTTOM

Cleveland Indians @ Boston Red Sox

Fenway Park, Boston, MA

Mon Aug 01 2011, 7:13 PM - 10:22 PM EDT

Att. 37,943 - Partly Cloudy - 83 F

livebaseballscorecards.com

AB	38
R	6
H	13
RBI	6
BB	0
SO	6
LOB	9

Batter	1	2	3	4	5	6	7	8	9	AB	R	H	RBI	BB	SO	LOB
23 Michael Brantley, L (1, 7) OBP: 0.325, SLG: 0.380	C FF 94 C CU 76 B FF 94 C FF 95 1-3 ① K		B CH 89 F SI 94 X SI 94 1-1 ① F9		C CU 76 B CU 81 B SI 95 S FC 92 X FF 95 2-2 ② G3-1		X FF 94 0-0 ③ G6-3			4	0	0	0	0	1	1
22 Jason Kipnis, L (1, 4) OBP: 0.273, SLG: 0.581	X FF 95 0-0 HR		X SI 95 0-0 ② G1-3		C CU 80 S CU 80 B FF 94 C CH 89 1-3 ③ K			C SL 82 S CU 74 B FF 95 B FF 96 F CU 75 C SL 83 2-3 ① K		4	1	1	1	0	2	0
13 Asdrúbal Cabrera, S (1, 6) OBP: 0.346, SLG: 0.501	C CU 76 F CH 90 B FC 92 S FC 93 1-3 ② K		X CH 90 0-0 2B			F CH 89 B FC 92 C SI 94 B CU 80 F CU 81 F FC 91 B FF 93 F FF 93 S SI 95 3-3 ① K		C CU 74 F SL 82 S FF 94 0-3 ② K		4	0	1	0	0	3	0
48 Travis Hafner, L (1, 10) OBP: 0.379, SLG: 0.475	C FF 95 B CH 90 X SI 95 1-1 ③ F7		B CH 90 F FC 92 B CU 81 C FC 93 F FF 95 S SI 92 2-3 ③ K			B CU 80 C FC 91 S CH 89 X CU 80 1-2 41 FC4-6 1B		C CU 75 X FF 94 0-1 ③ G6-3		4	0	1	0	0	1	1
41 Carlos Santana, S (1, 2) OBP: 0.350, SLG: 0.421		C SI 94 B CU 76 S FC 92 B CU 77 S CU 78 2-3 ① K		F CH 90 C CU 77 X CU 80 0-2 ① G5-3		S FF 94 X CH 89 0-1 ② FC4-6 1 S 1-2f			S FF 94 X FS 90 0-1 ① G4-3	4	0	0	0	0	1	1
1 Kosuke Fukudome, L (1, 9) OBP: 0.364, SLG: 0.360		X FF 94 0-0 7 1B 1B		F FF 92 B FF 94 F SI 95 C SI 95 1-3 ② K		S CH 89 D CH 89 F FC 90 B CH 89 B SI 95 X FC 92 3-2 ③ G4-3 1-2			F FF 95 C FF 95 B FF 96 X FF 95 1-2 ② P3	4	0	1	0	0	1	1
8 Lonnie Chisenhall, L (1, 5) OBP: 0.289, SLG: 0.408		X SI 94 0-0 ② F7		B FF 95 X CH 90 1-0 HR			C FF 93 C CU 74 F SL 85 S FF 95 0-3 ① K		F FF 95 F FF 95 F FF 96 S FF 96 0-3 ③ K	4	1	1	1	0	2	1
7 Matt LaPorta, R (1, 3) OBP: 0.295, SLG: 0.415		1 SAFE B CU 79 B FC 91 1 SAFE S SI 94 X SI 93 2-1 1-2 1B		C SI 95 B CH 90 X CH 90 1-1 ③ G5-3			B CH 86 B CH 85 B FF 94 X FF 94 3-0 ② P6			3	0	1	0	0	0	0
12 Ezequiel Carrera, L (1, 8) OBP: 0.351, SLG: 0.327		B FF 94 S CH 90 F CH 90 X FF 91 1-2 ③ G3-1			L FF 94 B CU 79 L FC 91 F FC 91 X FF 96 1-2 ① F7		B FF 95 X FF 94 1-0 2B			3	0	1	0	0	0	2
Inning Stats	R: 1 E: 0 K: 2 S: 9 H: 1 LOB: 0 BB: 0 P: 12	R: 0 E: 0 K: 1 S: 10 H: 2 LOB: 2 BB: 0 P: 15	R: 0 E: 0 K: 1 S: 8 H: 1 LOB: 1 BB: 0 P: 11	R: 1 E: 0 K: 1 S: 9 H: 1 LOB: 0 BB: 0 P: 12	R: 0 E: 0 K: 1 S: 10 H: 0 LOB: 0 BB: 0 P: 14	R: 0 E: 0 K: 1 S: 14 H: 1 LOB: 1 BB: 0 P: 21	R: 0 E: 0 K: 1 S: 7 H: 1 LOB: 1 BB: 0 P: 11	R: 0 E: 0 K: 2 S: 9 H: 0 LOB: 0 BB: 0 P: 11	R: 0 E: 0 K: 1 S: 9 H: 0 LOB: 0 BB: 0 P: 10	1B: 3 2B: 2 3B: 0 HR: 2 SF: 0 SAC: 0 DP: 0 HBP: 0						

TOP

Cleveland Indians @ Boston Red Sox

Fenway Park, Boston, MA

Tue Aug 02 2011, 8:46 PM - 11:53 PM EDT

Att. 38,101 - Cloudy - 67 F

livebaseballscorecards.com

AB	34
R	2
H	7
RBI	2
BB	0
SO	11
LOB	7

PITCHER		IP	WLS	BF	H	R	ER	SO	BB	IBB	HBP	BLK	WP	HR	S	P	ERA	WHIP
19 Josh Beckett, R ERA: 2.2	(1, 1)	6.0		24	6	2	2	7	0	0	0	0	0	2	60	85	3.00	1.000
46 Franklin Morales, L ERA: 3.9	(7, 1)	2.0		7	1	0	0	3	0	0	0	0	0	0	16	22	0.00	0.500
58 Jonathan Papelbon, R ERA: 3.43	(9, 1)	1.0	W	3	0	0	0	1	0	0	0	0	0	0	9	10	0.00	0.000

PITCHER	IP	WLS	BF	H	R	ER	SO	BB	IBB	HBP	BLK	WP	HR	S	P	ERA	WHIP

Cleveland Indians @ Boston Red Sox

Fenway Park, Boston, MA

Tue Aug 02 2011, 8:46 PM - 11:53 PM EDT

Att. 38,101 - Cloudy - 67 F

livebaseballscorecards.com

BOTTOM

Batter	1	2	3	4	5	6	7	8	9	AB	R	H	RBI	BB	SO	LOB
2 Jacoby Ellsbury, L (1, 8) OBP: 0.374, SLG: 0.510	B FF 92 C FF 90 C SL 82 B FF 93 F FF 93 F FF 92 F SL 83 B SL 80 X FF 92 3-2 ① G4-3	F SL 82 B SI 90 F SI 90 S SL 79 1-3 ③ K2-3			C FF 91 C FF 92 B CU 78 B CH 82 B FF 92 X FF 91 3-2 E6 15 1B		X SI 89 0-0 ③ G1-3		B FF 94 X FF 94 1-0 1-2 2-H 1B	5	0	1	1	0	1	2
15 Dustin Pedroia, R (1, 4) OBP: 0.406, SLG: 0.487	C FF 91 B FF 90 B FF 91 F CH 82 F FF 93 X CH 81 2-2 ② G5-3		C FF 92 B SI 90 B FF 92 B CH 82 F FF 92 F FF 93 F FF 92 X FF 93 3-2 ① P4		C FF 90 1 SAFE C SI 90 1 SAFE 1 SAFE X FF 91 0-2 28 G4-6-3 1-2 1B			C SL 80 B SI 90 C SI 89 X FF 92 1-2 20 S 1B		4	0	2	0	0	0	0
28 Adrián González, L (1, 3) OBP: 0.417, SLG: 0.569	B FF 91 S FF 92 X CU 78 1-1 2B		B FC 90 B FF 91 F CH 81 B SI 90 B CH 82 4-1 BB		B FF 91 B FF 89 C SI 90 F CH 82 X FF 91 2-2 ② ③ G4-6-3 1-2f			B FF 92 1 SAFE B FF 92 F FF 92 X FF 92 2-1 ① F9		3	0	1	0	1	0	3
20 Kevin Youkilis, R (1, 5) OBP: 0.388, SLG: 0.497 10 Marco Scutaro, R (9, 6) OBP: 0.343, SLG: 0.373	C FF 93 C FF 92 S FF 92 0-3 ③ K		D CH 81 C FF 92 B FF 91 S CH 82 B CU 79 X FF 93 3-2 ② F9			B FF 89 B CH 82 C FF 88 X FF 89 2-1 HR		B CH 81 C FF 92 1 SAFE S SL 81 B CH 82 D SL 82 S SL 84 3-3 ② K 1-2		4 0	1 0	1 0	1 0	0 0	2 0	3 0
34 David Ortiz, L (1, 10) OBP: 0.376, SLG: 0.536		C FF 92 F FF 93 F FF 92 B SL 84 B FF 91 B CH 83 F FF 90 F FF 93 B FF 91 4-2 3 1B 13 E 33 WP BB	B SL 82 B FF 92 C FF 93 B CH 82 X FF 93 3-1 ③ L3			B FF 86 C FF 86 B FF 86 F FF 89 X SL 85 2-2 ① G6-3		I IN 73 I IN 73 I IN 72 I IN 70 4-0 IBB		2	1	0	0	2	0	1
13 Carl Crawford, L (1, 7) OBP: 0.280, SLG: 0.379		F FF 92 F FC 90 X FF 92 0-2 FC6 33 WP 3 1B 1-2		B FF 90 F SI 90 F FF 91 S CU 78 1-3 ① K		C SL 85 S FF 86 S SL 86 0-3 ② K		S SL 83 B SL 83 X SL 82 1-1 ③ P4		4	0	0	0	0	2	3
3 Mike Aviles, R (1, 6) OBP: 0.262, SLG: 0.391 (9, 5)		C SI 92 X CH 82 0-1 33 WP 1-2 2-3 1B	B SI 91 C SI 92 B FF 92 X FF 92 2-1 ② F9			S SI 90 X SI 90 0-1 ③ G5-3			B FF 94 F FF 94 C SL 80 F FF 93 X FF 93 1-2 ① F8	4	0	1	0	0	0	0
33 Jason Varitek, S (1, 2) OBP: 0.315, SLG: 0.425 39 Jarrod Saltalamacchia, C (6, PR) OBP: 0.329, SLG: 0.482		C CH 82 B FF 93 S CU 79 S SL 80 1-3 ① K 1-2 2-3 3-H	F CH 83 C FF 92 B SI 92 S CU 79 1-3 ③ K2-3				B FF 90 C SL 81 B SL 81 X SI 89 2-1 ① G4-3		X SI 94 0-0 16 1B 2 1B 1B	4 0	0 1	1 0	0 0	0 0	2 0	2 0
54 Darnell McDonald, R (1, 9) OBP: 0.263, SLG: 0.321 16 Josh Reddick, L (7, PH) OBP: 0.374, SLG: 0.548 (8, 9)		C FF 92 S CH 82 B FF 93 T SL 80 1-2 ② K			C FF 88 B CH 80 B FF 91 B FF 91 X FF 90 3-1 ① F8		C SL 81 B FF 92 S SL 80 S FF 91 1-3 ② K		B SL 79 X FF 92 1-0 2 1B 1-2 1B	2 2	0 0	0 1	0 0	0 1	1 0	2 0
Inning Stats	R: 0 H: 1 E: 0 LOB: 1 K: 1 BB: 0 S: 15 P: 21	R: 1 H: 1 E: 1 LOB: 2 K: 3 BB: 1 S: 19 P: 26	R: 0 H: 0 E: 0 LOB: 1 K: 0 BB: 1 S: 11 P: 24	R: 0 H: 0 E: 0 LOB: 0 K: 2 BB: 0 S: 8 P: 12	R: 0 H: 1 E: 1 LOB: 1 K: 0 BB: 0 S: 11 P: 19	R: 1 H: 1 E: 0 LOB: 0 K: 1 BB: 0 S: 10 P: 14	R: 0 H: 0 E: 0 LOB: 0 K: 1 BB: 0 S: 6 P: 9	R: 0 H: 1 E: 0 LOB: 2 K: 1 BB: 1 S: 10 P: 21	R: 1 H: 3 E: 0 LOB: 2 K: 0 BB: 0 S: 7 P: 10	1B: 6 SF: 0 2B: 1 SAC: 0 3B: 0 DP: 1 HR: 1 HBP: 0						

	AB	34
	R	3
	H	8
	RBI	2
	BB	3
	SO	9
	LOB	16

WP: 1 PA: 37
PB: 0
SB: 1
CS: 0

PITCHER		IP	WLS	BF	H	R	ER	SO	BB	IBB	HBP	BLK	WP	HR	S	P	ERA	WHIP
31 David Huff, L ERA: 0.51	(1, 1)	5.0		21	3	1	0	6	2	0	0	0	1	0	64	102	0.00	1.000
53 Rafael Perez, L ERA: 2.25	(6, 1)	0.2	B	3	1	1	1	1	0	0	0	0	0	1	8	12	13.50	1.500
38 Joe Smith, R ERA: 1.06	(6, 1)	1.1		5	1	0	0	1	0	0	0	0	0	0	11	15	0.00	0.750
49 Tony Sipp, L ERA: 3.05	(8, 1)	1.0		4	0	0	0	1	0	1	0	0	0	0	7	17	0.00	0.000
52 Vinnie Pestano, R ERA: 3.12	(9, 1)	0.1	L	4	3	1	1	0	0	0	0	0	0	0	7	10	27.00	9.000

PITCHER	IP	WLS	BF	H	R	ER	SO	BB	IBB	HBP	BLK	WP	HR	S	P	ERA	WHIP

Cleveland Indians @ Boston Red Sox

Fenway Park, Boston, MA

Wed Aug 03 2011, 7:10 PM - 10:11 PM EDT

Att. 38,172 - Cloudy - 71 F

livebaseballscorecards.com

Batter	1	2	3	4	5	6	7	8	9	AB	R	H	RBI	BB	SO	LOB
12 Ezequiel Carrera, L (1, 8) OBP: 0.350, SLG: 0.345	C KN 66 X KN 66 0-1 ① G3		C KN 66 B KN 66 X KN 66 1-1 ③ B2-3		X KN 66 0-0 ② SH4-3 1-2		F KN 67 X KN 67 0-1 13 S 2B 3-H			3	0	1	1	0	0	1
22 Jason Kipnis, L (1, 4) OBP: 0.324, SLG: 0.667	B KN 66 C KN 65 B KN 66 C KN 66 F KN 67 X KN 67 2-2 ② G3			B KN 65 C KN 66 B KN 66 B KN 66 C FF 74 X FF 74 3-2 HR	B KN 66 B KN 65 B KN 66 2 SAFE B KN 66 4-0 BB		B FF 96 C FF 94 B SL 87 B FF 94 C FF 94 B FF 94 4-2 BB			2	1	1	1	2	0	0
13 Asdrúbal Cabrera, S (1, 6) OBP: 0.345, SLG: 0.499	X KN 66 0-0 ③ P5			B KN 66 F KN 66 X KN 66 1-1 48 2B 1B	B KN 66 X KN 65 1-0 ③ F8		C FF 95 F SI 95 B FF 95 S SL 89 1-3 ③ K 2-3			4	1	1	0	0	1	4
48 Travis Hafner, L (1, 10) OBP: 0.381, SLG: 0.478		C KN 66 C KN 66 B KN 66 X KN 66 1-2 ① G5-3		C KN 67 F KN 66 X KN 67 0-2 41 PB 2B 1-H		B KN 65 C KN 66 B KN 66 B KN 66 B KN 66 4-1 8 2-6 BB		B FF 94 C FF 92 B SL 86 C FF 91 F SL 87 B SL 87 F FF 93 X FF 91 3-2 ① L8		3	0	1	1	1	0	0
41 Carlos Santana, S (1, 3) OBP: 0.347, SLG: 0.416		C KN 67 B KN 66 B KN 66 C KN 66 T KN 66 2-2 ② K		B KN 67 F KN 66 F KN 66 B KN 67 F KN 67 F KN 66 S KN 67 2-3 ① K 2-3		S KN 66 B KN 65 C KN 66 S KN 67 1-3 ① K		C CU 74 S SL 88 S FF 96 0-3 ② K		4	0	0	0	0	4	2
1 Kosuke Fukudome, L (1, 9) OBP: 0.360, SLG: 0.356		B KN 67 C KN 66 B KN 66 X KN 66 2-1 ③ G3		F KN 66 B KN 67 X KN 67 1-1 ② G4-3		X KN 66 0-0 ② F8		B FF 95 C FF 93 X SL 86 1-1 ③ F9		4	0	0	0	0	0	2
8 Lonnie Chisenhall, L (1, 5) OBP: 0.287, SLG: 0.413			B KN 64 C KN 65 X KN 65 1-1 ① L9	F KN 67 S KN 66 F KN 67 X KN 66 0-2 ③ G5-3		F KN 66 B KN 66 1-1 ③ 2-6 1-2	S KN 66 X KN 65 0-1 6 WP 12 2B 2B		C FF 95 B FS 91 X FS 91 1-1 ① G4-3	4	1	1	0	0	0	1
26 Austin Kearns, R (1, 7) OBP: 0.305, SLG: 0.299			C KN 65 B KN 66 B KN 66 F KN 65 C KN 66 2-3 ② K		X KN 65 0-0 ① L6		C KN 67 B KN 66 B KN 66 X KN 66 2-1 ① G4-3		B FF 94 S FF 94 B SL 83 C FF 96 X FF 95 2-2 ② P4	4	0	0	0	0	1	1
6 Lou Marson, R (1, 2) OBP: 0.280, SLG: 0.321			C KN 66 X KN 66 0-1 E6		B KN 65 B KN 66 C FF 72 C KN 66 S KN 65 2-3 K 12 SH4-3		B KN 66 C KN 66 F KN 66 B KN 67 S KN 67 2-3 ② K 2-3		B FF 95 C FF 95 B SL 81 F FF 95 F FF 96 S FF 96 2-3 ③ K	4	0	0	0	0	3	1

| Inning Stats | | |

BOTTOM

Cleveland Indians @ Boston Red Sox

Fenway Park, Boston, MA

Wed Aug 03 2011, 7:10 PM - 10:11 PM EDT

Att. 38,172 - Cloudy - 71 F

livebaseballscorecards.com

Batter	1	2	3	4	5	6	7	8	9	AB	R	H	RBI	BB	SO	LOB
2 Jacoby Ellsbury, L (1, 8) OBP: 0.373, SLG: 0.513	B FF 93 X SI 93 1-0 ① G3	B SI 91 B CH 85 S FF 93 F FF 92 X CH 87 2-2 ③ F9		C FF 94 B CU 80 S SL 85 B SL 84 F SI 94 S CH 87 2-3 ③ K 1-2			L CH 85 F CH 87 B SL 87 X SI 94 1-2 ① G4-3		C SL 81 X SI 90 0-1 HR	5	1	1	1	0	1	3
15 Dustin Pedroia, R (1, 4) OBP: 0.407, SLG: 0.487	B FF 94 C FF 94 S CH 88 F FF 95 X FF 95 1-2 ② F9		C CU 78 X SI 93 0-1 28 CS 1B		X SI 93 0-0 20 G6-4-3 28 1B 1B		C SI 93 F SL 86 F SL 87 F FF 95 S SL 86 0-3 ② K			4	0	2	0	0	1	0
28 Adrián González, L (1, 3) OBP: 0.418, SLG: 0.568	B FF 94 F FF 93 F FF 94 X FF 94 1-2 20 2B 34 1B 1B		L SI 92 1 SAFE X CH 87 0-1 ① ② G6-3 1-2		B CH 85 X CH 86 1-0 20 G6-4-3 1-2 1B		X SI 93 0-0 ③ G6-3			4	1	2	0	0	0	1
20 Kevin Youkilis, R (1, 5) OBP: 0.389, SLG: 0.499 3 Mike Aviles, R (8, PR) OBP: 0.262, SLG: 0.391 (9, 5)	B FF 93 C SI 92 B CH 88 X FF 93 2-1 34 1B 1-3 2B		F FF 95 B CH 88 S CH 88 C FF 94 1-3 ③ K		F FF 92 C SL 85 X SL 86 0-2 ① ② G6-4-3 1-2f 2-3			C CU 80 B FF 92 B SL 86 F FF 94 B CH 89 B FF 95 4-2 34 S BB		3 0	1 0	1 0	0 0	1 0	1 0	2 0
34 David Ortiz, L (1, 10) OBP: 0.378, SLG: 0.534	B FF 95 S CH 87 X CH 89 1-1 2-H 3-H 1B			B FF 93 C CU 80 C CU 80 B SL 82 B FF 95 B CU 80 4-2 13 2B 10 FC6-4 BB	F FF 93 F FF 92 D SL 86 X SL 87 1-2 ③ G4-3			S FF 92 S FF 92 D SL 84 F SL 85 X FF 94 1-2 ① L8 1-2		3	1	1	2	1	0	2
13 Carl Crawford, L (1, 7) OBP: 0.279, SLG: 0.381	C FF 92 F CU 81 B FF 92 X CU 80 1-2 ③ F7			F FF 93 B SI 94 X CH 87 1-1 10 FC6-4 1-3 2B		X SI 92 0-0 ① G6-3		B SL 84 F FF 93 F SL 84 S SL 84 1-3 ② K		4	0	1	0	0	1	3
39 Jarrod Saltalamacchia, S (1, 2) OBP: 0.324, SLG: 0.474		F SI 92 X SI 93 0-1 ① G1-3		C CU 79 S SL 84 S SL 84 0-3 ① K		C SI 92 F CH 86 F SL 86 S SI 93 0-3 ② K		B CH 82 D CH 83 F CH 81 C FF 93 C FF 93 2-3 ③ K		4	0	0	0	0	3	4
16 Josh Reddick, L (1, 9) OBP: 0.387, SLG: 0.556 54 Darnell McDonald, R (9, PH) OBP: 0.260, SLG: 0.318		B SI 93 F SI 92 X SI 92 1-1 1B		B SL 83 B FF 94 B CH 87 I IN 66 4-0 10 FC6-4 IBB		X SI 92 0-0 1B			C SI 89 B SL 80 X SI 89 1-1 ① G4-3	2 1	0 0	2 0	0 0	1 0	0 0	0 0
10 Marco Scutaro, R (1, 6) OBP: 0.337, SLG: 0.366		B SI 93 B SI 92 F SI 93 B CH 86 C FF 94 F FF 93 1 SAFE X FF 93 3-2 ② F8		C SL 87 C SL 85 F SL 85 B FF 95 X SL 86 1-2 ② FC6-4 2 S 1-2f 2-3 3-H		D CU 81 C FF 94 F FF 92 F SL 86 B FF 94 X SL 86 2-2 ③ G1-3			B FF 91 C SI 89 X SI 90 1-1 ② G1-3	4	0	0	1	0	0	4

	AB	34
	R	4
	H	10
	RBI	4
	BB	3
	SO	7
	LOB	19

Inning Stats	1	2	3	4	5	6	7	8	9	1B: 7	SF: 0	WP: 0	PA: 37
R:	2	0	0	1	0	0	0	0	1	2B: 2	SAC: 0	PB: 0	
E:	0	0	0	0	0	0	0	0	0	3B: 0	DP: 1	SB: 2	
K:	0	0	1	2	0	1	1	2	0	HR: 1	HBP: 0	CS: 1	
S:	15	11	7	15	8	10	9	12	6				
H:	3	1	1	1	2	1	0	0	1				
LOB:	1	1	0	2	1	1	0	2	0				
BB:	0	0	0	2	0	0	0	1	0				
P:	22	17	8	27	10	12	10	20	8				

PITCHER	IP	WLS	BF	H	R	ER	SO	BB	IBB	HBP	BLK	WP	HR	S	P	ERA	WHIP
59 Carlos Carrasco, R (1, 1) ERA: 4.62	7.0		31	9	3	3	5	2	1	0	0	0	0	77	112	3.86	1.571
49 Tony Sipp, L (8, 1) ERA: 2.98	1.0		3	0	0	0	2	0	0	0	0	0	0	10	14	0.00	0.000
38 Joe Smith, R (9, 1) ERA: 1.26	0.2	L	3	1	1	1	0	0	0	0	0	0	1	6	8	13.50	1.500

PITCHER	IP	WLS	BF	H	R	ER	SO	BB	IBB	HBP	BLK	WP	HR	S	P	ERA	WHIP

Batter	1	2	3	4	5	6	7	8	9	AB	R	H	RBI	BB	SO	LOB
12 Ezequiel Carrera, L (1, 8) OBP: 0.323, SLG: 0.317	B FF 91 C FF 91 B FF 92 B SI 91 C FF 92 T FF 92 3-2 ① K		C CU 78 B CU 80 X SI 90 1-1 ① L4		C SI 90 L FF 90 X SI 92 0-2 ① G5-3		B FF 92 F FF 94 S SL 80 B SL 79 F FF 92 B SL 78 X FF 95 3-2 ① G6-3	X SL 79 0-0 ③ FC4-6 1-2f		5	0	0	0	0	1	2
22 Jason Kipnis, L (1, 4) OBP: 0.310, SLG: 0.605	C CU 78 B FF 94 X CU 78 1-1 ② G3-1		X SI 91 0-0 13 FC5-4 1B		B SI 93 B CU 79 C FF 90 B SI 92 C SI 92 X CU 78 3-2 ② F7		B FF 96 B SL 80 F FF 94 S SL 79 B FF 96 S SL 80 3-3 ② K		C SL 77 B SL 79 F FF 94 B SI 92 F FF 95 S SL 81 2-3 ① K	5	0	1	0	0	2	0
13 Asdrúbal Cabrera, S (1, 6) OBP: 0.346, SLG: 0.497	B SI 94 C CU 78 X FF 93 1-1 ③ P3		1 SAFE X CH 78 0-0 ② FC5-4 48 1B 41 1B 1-2f		F FF 92 B FC 91 X CU 78 1-1 ③ F9		B CH 85 S SL 80 X FF 94 1-1 48 2B 1B		B FF 94 C CH 85 B SL 79 B SL 77 S CH 84 D SL 80 4-2 41 S 1 2B BB	4	3	1	0	1	0	1
48 Travis Hafner, L (1, 10) OBP: 0.386, SLG: 0.491 8 Lonnie Chisenhall, L (7, PR) OBP: 0.284, SLG: 0.407 (7, 10)		B FF 90 C FF 90 F FF 91 C FF 91 1-3 ① K	C CU 78 B FF 92 C CU 76 B SI 92 F FF 90 D CU 78 X CU 78 3-2 41 1B 1-3 1B			B FF 93 C FF 93 F FF 94 F CU 80 B FF 93 B FF 94 X FF 94 3-2 41 HR 2B	B SL 78 B SL 78 D SL 80 C FF 94 X FF 93 3-1 1-H 2B		F FF 93 B FF 93 C SL 77 S SL 80 1-3 ② K	4 1	1 0	3 0	1 0	0 0	1 1	0 1
41 Carlos Santana, S (1, 2) OBP: 0.352, SLG: 0.428		C CU 77 X FF 91 0-1 1 E 7 1B 1B	B CH 80 D CU 78 C CU 77 X CU 78 2-1 1-2 3-H 1B			X FF 95 0-0 2-H HR	C SL 77 B SL 77 X FF 94 1-1 ③ G6-3		C CH 82 D SL 79 B CH 81 S SL 79 D SL 80 F SL 79 B SL 79 4-2 1 2B 1-3 BB	4	2	3	3	1	0	1
1 Kosuke Fukudome, L (1, 9) OBP: 0.363, SLG: 0.363		X FF 91 0-0 E9 7 1B 26 G3-1 1-3 1B	B FF 92 C FF 92 D CH 80 F CU 79 F FF 92 F CU 79 F FF 92 C SI 92 2-3 ③ K			B CU 74 F FF 94 L FF 95 X CU 75 1-2 ① P4		B SL 78 S SI 91 C FF 95 B SL 82 F SL 79 X SI 94 2-2 26 S 1B	D SL 78 B SL 79 F FF 93 X FF 94 2-1 1-3 3-H 2B	5	1	3	1	0	1	2
7 Matt LaPorta, R (1, 3) OBP: 0.296, SLG: 0.419		B FF 92 F CU 77 X FF 92 1-1 26 G3-1 16 1B 2-3 3-H 1B	S CH 78 B CU 79 F FC 91 S FF 92 1-3 ① K			B FF 94 F FS 87 B CU 82 B FS 86 X FF 94 3-1 2B		B CH 82 B CH 84 S CH 83 X FF 92 2-1 ① F8	F SI 90 B FF 91 C FF 91 F FF 90 X CU 76 1-2 ③ F7	5	0	2	1	0	1	3
26 Austin Kearns, R (1, 7) OBP: 0.304, SLG: 0.293		X CU 78 0-0 ② G3-1 1-2 3-H	C CU 78 B SI 92 C FF 92 S SI 93 1-3 ② K			B FF 92 F FF 92 D FS 89 B SI 94 C FS 89 S CU 81 3-3 ② K		F FF 92 D FF 95 B CH 84 F SL 77 H SL 80 3-2 12 FC4-6 1-2 HBP		3	0	0	1	0	2	2
16 Jason Donald, R (1, 5) OBP: 0.333, SLG: 0.200 9 Jack Hannahan, L (7, 5) OBP: 0.302, SLG: 0.332		C CU 76 X FF 93 0-1 ③ 2-H 1B	X SI 92 0-0 ③ L8			F FF 94 S FF 94 C SI 95 0-3 ③ K		C FF 91 B FF 94 S FF 94 S FF 95 1-3 ② K		3 1	0 0	1 0	0 0	0 0	1 1	1 2
Inning Stats	R: 0 E: 0 K: 1 S: 7 H: 0 LOB: 0 BB: 0 P: 12	R: 2 E: 1 K: 1 S: 11 H: 4 LOB: 2 BB: 0 P: 13	R: 1 E: 0 K: 1 S: 16 H: 3 LOB: 2 BB: 0 P: 24	R: 0 E: 0 K: 2 S: 7 H: 0 LOB: 0 BB: 0 P: 9	R: 0 E: 0 K: 0 S: 8 H: 0 LOB: 0 BB: 0 P: 12	R: 2 E: 0 K: 2 S: 16 H: 3 LOB: 1 BB: 0 P: 26	R: 1 E: 0 K: 1 S: 13 H: 2 LOB: 1 BB: 0 P: 24	R: 0 E: 0 K: 1 S: 12 H: 1 LOB: 2 BB: 0 P: 20	R: 1 E: 0 K: 2 S: 18 H: 1 LOB: 2 BB: 2 P: 32	1B: 9 2B: 4 3B: 0 HR: 1 SF: 0 SAC: 0 DP: 0 HBP: 1						

TOP

Cleveland Indians @ Boston Red Sox

Fenway Park, Boston, MA

Thu Aug 04 2011, 7:11 PM - 10:33 PM EDT

Att. 38,477 - Clear - 70 F

livebaseballscorecards.com

AB	40
R	7
H	14
RBI	7
BB	2
SO	11
LOB	15

WP: 0 PB: 0 SB: 3 CS: 0 PA: 43

PITCHER		IP	WLS	BF	H	R	ER	SO	BB	IBB	HBP	BLK	WP	HR	S	P	ERA	WHIP
23 Erik Bedard, L ERA: 3.55	(1, 1)	5.0		21	7	3	3	5	0	0	0	0	0	0	49	70	5.40	1.400
46 Franklin Morales, L ERA: 4.45	(6, 1)	0.1	L	3	2	2	2	0	0	0	0	0	0	1	8	12	54.00	6.000
91 Alfredo Aceves, R ERA: 3.16	(6, 1)	0.2		3	1	0	0	2	0	0	0	0	0	0	8	14	0.00	1.500
30 Andrew Miller, L ERA: 5.44	(7, 1)	2.2		15	4	2	2	4	2	0	1	0	0	0	39	71	6.75	2.250
35 Dan Wheeler, R ERA: 4.5	(9, 1)	0.1		1	0	0	0	0	0	0	0	0	0	0	4	5	0.00	0.000

PITCHER	IP	WLS	BF	H	R	ER	SO	BB	IBB	HBP	BLK	WP	HR	S	P	ERA	WHIP

Cleveland Indians @ Boston Red Sox

Fenway Park, Boston, MA

Thu Aug 04 2011, 7:11 PM - 10:33 PM EDT

Att. 38,477 - Clear - 70 F

livebaseballscorecards.com

BOTTOM

Batter	1	2	3	4	5	6	7	8	9	AB	R	H	RBI	BB	SO	LOB
2 Jacoby Ellsbury, L (1, 8) OBP: 0.376, SLG: 0.514	C FF 95 B FF 94 X SI 96 1-1 15 G5-3 28 2B 1B	F FF 94 C SI 95 B SL 84 B FF 95 S SL 85 2-3 ③ K			B FF 95 B FF 93 X SI 91 2-0 1B		B FF 93 B FF 93 B SI 92 B FF 92 4-0 28 FC6 BB			3	1	2	0	1	1	1
15 Dustin Pedroia, R (1, 4) OBP: 0.404, SLG: 0.483	F FF 94 B SI 95 F SI 95 B SI 96 1 SAFE X SI 93 2-2 ① G5-3 1-2		X SI 93 0-0 ① G6-3		C SI 91 X FF 91 0-1 ② F9		C FF 93 C SL 80 S FF 93 0-3 ② K			4	0	0	0	0	1	3
28 Adrián González, L (1, 3) OBP: 0.416, SLG: 0.568	F FF 96 S FF 96 F FF 97 X SI 95 0-2 34 1B 2-H 2B		C FF 94 S FF 94 F FF 94 B CH 87 S FF 95 1-3 ② K		F FF 92 B FF 92 X FF 92 1-1 ③ F7		B FF 92 C SL 80 F SL 80 F FF 94 X SL 82 1-2 ③ FC6 1-2f			4	1	1	1	0	1	2
20 Kevin Youkilis, R (1, 5) OBP: 0.385, SLG: 0.493	C FF 94 S SI 94 B SI 94 C SL 85 1-3 ② K		B SL 85 F SI 94 B SL 84 S SI 93 X SI 94 2-2 ③ G5-3			C SL 81 F SI 92 X FF 93 0-2 ① G5-3		X FF 93 0-0 ① F7		4	0	0	0	0	1	1
34 David Ortiz, L (1, 10) OBP: 0.379, SLG: 0.532	B SI 96 C SI 94 B FF 95 X SI 91 2-1 2-H 1B			C FF 93 B FF 95 C SL 82 S FF 95 1-3 ① K		B FF 93 B SL 79 F FF 93 F FF 93 F FF 93 B SL 84 F FF 94 F FF 94 B SI 93 4-2 13 E BB		F FF 92 B FF 92 X FF 93 1-1 ② F7		3	0	1	1	1	1	0
13 Carl Crawford, L (1, 7) OBP: 0.276, SLG: 0.376	C FF 94 B FF 94 B FF 93 X SI 93 2-1 ③ L7			C SI 94 B FF 95 B FF 96 C FF 93 F FF 96 X FF 94 2-2 ② G6-3		C FF 93 B SI 94 B FF 93 F FF 92 B FF 93 F FF 92 X FF 93 3-2 FC5 1-2		B FF 93 C FF 92 B SL 82 B FF 93 F FF 93 X FF 94 3-2 ③ G6-3		4	0	0	0	0	0	2
16 Josh Reddick, L (1, 9) OBP: 0.384, SLG: 0.569		B SI 92 C FF 94 F FF 94 F SL 85 F FF 97 B FF 98 F FF 96 F SL 84 F FF 96 2-3 S SI 93 K		B SI 92 X FF 94 1-0 HR		B SL 83 X FF 93 1-0 ② L7		C FF 94 F FF 95 X FF 94 0-2 ① L8		4	1	1	1	0	1	2
33 Jason Varitek, S (1, 2) OBP: 0.308, SLG: 0.415		C FF 93 B SI 94 B SI 92 F FF 93 S FF 95 2-3 ① K		S FF 94 B SL 82 F FF 95 B FF 94 F SI 92 S FF 94 2-3 ③ K		C SL 83 B FF 93 B SL 84 F FF 92 S FF 94 2-3 ③ K		C FF 95 B FF 95 X FF 94 1-1 ② F9		4	0	0	0	0	3	3
10 Marco Scutaro, R (1, 6) OBP: 0.332, SLG: 0.360		B FF 95 S FF 94 C SI 94 S FF 94 1-3 ② K			C SI 92 B SI 94 B SL 83 F FF 93 F FF 95 B SI 91 X FF 95 3-2 ① F9		B FF 93 C FF 94 X SL 81 1-1 ① G6-3		C FF 95 F FF 95 F FF 94 F FF 95 X FF 94 1-2 ③ F9	4	0	0	0	0	1	1
Inning Stats	R: 2 E: 0 K: 1 S: 16 H: 3 LOB: 1 BB: 0 P: 24	R: 0 E: 0 K: 4 S: 17 H: 0 LOB: 1 BB: 0 P: 24	R: 0 E: 0 K: 1 S: 8 H: 0 LOB: 0 BB: 0 P: 11	R: 1 E: 0 K: 2 S: 12 H: 1 LOB: 0 BB: 0 P: 18	R: 0 E: 0 K: 0 S: 9 H: 1 LOB: 1 BB: 0 P: 15	R: 0 E: 1 K: 1 S: 16 H: 0 LOB: 2 BB: 1 P: 26	R: 0 E: 0 K: 1 S: 9 H: 0 LOB: 1 BB: 1 P: 15	R: 0 E: 0 K: 0 S: 6 H: 0 LOB: 0 BB: 0 P: 10	R: 0 E: 0 K: 0 S: 10 H: 0 LOB: 0 BB: 0 P: 12	1B: 3 2B: 1 3B: 0 HR: 1 SF: 0 SAC: 0 DP: 0 HBP: 0	WP: 1 PB: 0 SB: 0 CS: 0 PA: 36					

	AB	34
	R	3
	H	5
	RBI	3
	BB	2
	SO	10
	LOB	15

PITCHER		IP	WLS	BF	H	R	ER	SO	BB	IBB	HBP	BLK	WP	HR	S	P	ERA	WHIP
63 Justin Masterson, R ERA: 2.63	(1, 1)	6.0	W	26	5	3	3	9	1	0	0	0	1	1	78	118	4.50	1.000
52 Vinnie Pestano, R ERA: 3.02	(7, 1)	1.1	H	5	0	0	0	1	1	0	0	0	0	0	10	16	0.00	0.750
49 Tony Sipp, L ERA: 2.93	(8, 1)	0.2	H	2	0	0	0	0	0	0	0	0	0	0	5	9	0.00	0.000
54 Chris Perez, R ERA: 3.03	(9, 1)	1.0		3	0	0	0	0	0	0	0	0	0	0	10	12	0.00	0.000

PITCHER		IP	WLS	BF	H	R	ER	SO	BB	IBB	HBP	BLK	WP	HR	S	P	ERA	WHIP

Batter	1	2	3	4	5	6	7	8	9	10	11	AB	R	H	RBI	BB	SO	LOB
12 Ezequiel Carrera, L (1, 8) OBP: 0.296, SLG: 0.288	C SI 95 F SI 94 S SI 96 0-3 K ①	B SI 94 C SI 94 B SI 93 C SI 93 F SI 94 X KC 75 2-2 L9 ① 2-3		B SI 92 X CH 84 1-0 G1-3 ②			C SI 86 X SL 84 0-1 L9 ①		C SL 89 T SL 88 F FF 94 F SL 89 B CU 80 X SL 89 1-2 G4-3 ②		X FF 96 0-0 P3 ③	6	0	0	0	0	1	2
22 Jason Kipnis, L (1, 4) OBP: 0.319, SLG: 0.571	C SI 95 X SI 96 0-1 13 1B 41 HR 1B	D SL 82 B SI 95 1 SAFE X SI 94 2-0 G4-3 ② 1-2 3-H		B SI 92 B FC 90 F FF 92 B CU 78 C FC 91 S CU 79 3-3 K ③			B SC 69 S SL 75 S SL 75 B SI 86 F SL 76 F SI 88 B CU 72 X SI 87 3-2 F7 ②		B CU 80 B SL 88 B SL 88 C FF 92 B SL 87 4-1 13 S BB			4	1	1	1	1	1	1
13 Asdrúbal Cabrera, S (1, 6) OBP: 0.347, SLG: 0.494	X SI 95 0-0 41 HR 1-2 1B	X KC 72 0-0 E6 41 2B 2-3			F CH 83 B FC 90 B FC 90 F CH 84 X CH 84 2-2 G4-3 ①		C CU 72 B SC 65 B SL 77 F CH 76 H SL 78 3-2 HBP		1 SAFE D SL 88 1 SAFE B SL 87 C SL 87 1 SAFE S SL 87 B SL 88 X SL 86 3-2 F7 ③ 1-2			4	2	1	0	0	0	2
41 Carlos Santana, S (1, 2) OBP: 0.355, SLG: 0.440	B SI 95 B SI 94 B SI 96 C SI 95 F SI 95 F SI 96 X SI 96 3-2 1-H 2-H HR	C KC 73 B SI 94 X SI 93 1-1 7 CS 1-H 3-H 2B			C CH 83 B FC 91 B FC 90 B CH 84 D CH 87 4-1 BB		1 SAFE C SC 70 1 SAFE B SI 88 1 SAFE F SL 77 1 SAFE C SI 88 1-3 K ③			C SL 88 F CH 85 B SL 88 F SL 89 B SL 86 X CU 78 2-2 L9 ①		4	1	2	5	1	1	1
7 Matt LaPorta, R (1, 3) OBP: 0.298, SLG: 0.416	C KC 74 F SI 95 B CH 82 H SL 82 2-2 47 FC6-4 HBP	D CU 75 F CU 75 B SI 92 2-1 CS ③ 2-3	X FC 89 0-0 G6-3 ①		D CH 86 F SI 91 B FC 88 1 SAFE C SI 91 X SI 91 2-2 F7 ②		1 SAFE C SI 89 X FC 90 0-1 P5 ③	B SL 85 B SL 85 C FF 96 C FF 99 S FF 98 2-3 K ①		C SL 86 B CU 79 X SL 88 1-1 1 1B 1B		4	0	1	0	0	1	1
1 Kosuke Fukudome, L (1, 9) OBP: 0.364, SLG: 0.363	B SI 94 C SI 95 F SI 94 F SI 95 B SI 94 F CH 85 B SI 94 F SI 94 X SI 95 3-2 L7 ②		B FF 91 C SI 92 F FC 90 X CH 84 1-2 G4-3 ②					B CH 89 B FF 98 B FF 98 C FF 97 X FF 98 3-1 26 CS 47 BB 1B		C SL 88 B SL 88 S SL 86 1 SAFE X SL 87 1-2 47 G6-4-3 1B 1-2		5	0	2	0	0	0	2
47 Shelley Duncan, R (1, 10) OBP: 0.288, SLG: 0.433	B KC 73 S SI 94 F KC 74 B SI 95 F KC 77 X SI 94 2-2 FC6-4 ③ 1-2f		B FC 90 X CU 76 1-0 HR			C SI 86 F SI 85 X CU 72 0-2 16 CS 1B	C SL 85 1 SAFE B FF 96 B SL 84 1 SAFE B FF 98 F FF 97 B FF 97 4-2 1-2 BB			F FF 98 X FF 97 0-1 G6-4-3 ② ③ 1-2f		4	1	2	1	1	0	3
26 Austin Kearns, R (1, 7) OBP: 0.302, SLG: 0.287 23 Michael Brantley, L (9, 7) OBP: 0.327, SLG: 0.381		S SI 95 C SI 95 B SI 95 F SI 96 B CH 85 B SI 95 B SI 95 4-2 12 L9 16 1B 22 G4-3 BB	B SI 91 F FC 90 F FC 86 B FF 92 F FC 92 B SI 93 C FC 92 3-3 K ③			X SI 85 0-0 L5 ①		C FF 97 B FF 97 F FF 98 B SL 84 B SL 83 S FF 99 3-3 K ② ③ 2-3		L FF 96 B FF 97 S FF 97 B FF 97 X FF 97 2-2 16 G4-6-3 1B	3 1	1 0	0 1	0 0	1 0	2 0	3 0
16 Jason Donald, R (1, 5) OBP: 0.273, SLG: 0.200		X SI 94 0-0 13 E 22 G4-3 41 2B 1-2 1B		C FC 88 F CU 76 F FC 91 S CH 84 0-3 K ①		C CU 71 B SI 87 S CU 71 F CU 71 F SI 88 C SC 68 1-3 K ② ③ 1-2			X SL 89 0-0 G5-3 ①		1 SAFE C FF 95 1 SAFE 1 SAFE B FF 97 1 SAFE X FF 96 1-1 G4-6-3 ① ② 1-2f	5	1	1	0	0	2	2
Inning Stats	R: 3 E: 0 K: 1 S: 22 H: 3 LOB: 1 BB: 0 P: 32	R: 3 E: 1 K: 0 S: 13 H: 2 LOB: 0 BB: 1 P: 24	R: 1 E: 0 K: 1 S: 9 H: 1 LOB: 0 BB: 0 P: 14	R: 0 E: 0 K: 2 S: 8 H: 0 LOB: 0 BB: 0 P: 12	R: 0 E: 0 K: 0 S: 9 H: 0 LOB: 1 BB: 1 P: 17	R: 0 E: 0 K: 1 S: 9 H: 1 LOB: 0 BB: 0 P: 10	R: 0 E: 0 K: 1 S: 12 H: 0 LOB: 1 BB: 0 P: 19	R: 0 E: 0 K: 2 S: 10 H: 1 LOB: 2 BB: 1 P: 22	R: 0 E: 0 K: 0 S: 10 H: 0 LOB: 1 BB: 1 P: 18	R: 0 E: 0 K: 0 S: 11 H: 2 LOB: 1 BB: 0 P: 15	R: 0 E: 0 K: 0 S: 6 H: 1 LOB: 0 BB: 0 P: 9	1B: 8 2B: 2 3B: 0 HR: 2	SF: 0 SAC: 0 DP: 3 HBP: 2	WP: 0 PB: 0 SB: 1 CS: 3	PA: 47			

PITCHER		IP	WLS	BF	H	R	ER	SO	BB	IBB	HBP	BLK	WP	HR	S	P	ERA	WHIP
45 Derek Holland, L ERA: 4.35	(1, 1)	1.2		13	5	6	4	1	1	0	1	0	0	1	34	53	21.60	3.600
39 Scott Feldman, R ERA: 2.84	(2, 1)	3.1		11	1	1	1	3	1	0	0	0	0	1	27	46	2.70	0.600
22 Yoshinori Tateyama, R ERA: 2.76	(6, 1)	2.0		7	1	0	0	2	0	0	1	0	0	0	21	29	0.00	0.500
57 Mark Lowe, R ERA: 3.62	(8, 1)	1.0		4	1	0	0	2	1	0	0	0	0	0	10	22	0.00	2.000
37 Mike Adams, R ERA: 1.23	(9, 1)	1.1		7	2	0	0	0	1	0	0	0	0	0	19	31	0.00	2.250

PITCHER		IP	WLS	BF	H	R	ER	SO	BB	IBB	HBP	BLK	WP	HR	S	P	ERA	WHIP
30 Neftali Feliz, R ERA: 3.05	(10, 1)	1.2	W	4	1	0	0	0	0	0	0	0	0	0	8	11	0.00	0.600

TOP

Cleveland Indians @ Texas Rangers

Rangers Ballpark in Arlington, Arlington, TX

Fri Aug 05 2011, 8:10 PM - 12:08 AM EDT

Att. 37,842 - Clear - 105 F

livebaseballscorecards.com

AB	40
R	7
H	11
RBI	7
BB	4
SO	8
LOB	17

Cleveland Indians @ Texas Rangers

Rangers Ballpark in Arlington, Arlington, TX

Fri Aug 05 2011, 8:10 PM - 12:08 AM EDT

Att. 37,842 - Clear - 105 F

livebaseballscorecards.com

BOTTOM

Batter	1	2	3	4	5	6	7	8	9	10	11	AB	R	H	RBI	BB	SO	LOB
5 Ian Kinsler, R (1, 4) OBP: 0.344, SLG: 0.427	C FF 91 B FF 95 B FS 84 X FC 94 2-1 1 S 1 WP 2B	C FS 87 B FS 87 B SL 85 B FF 96 B FF 96 4-1 1 1B BB		F FF 95 B FS 86 C FF 95 X FS 87 1-2 ② L6		B FC 89 X FC 88 1-0 ② F8			C FF 96 B SL 86 X FF 96 1-1 ① F9		C FF 85 X FF 85 0-1 ② L6	5	1	1	0	1	0	1
1 Elvis Andrus, R (1, 6) OBP: 0.335, SLG: 0.344	D FF 93 B SI 94 C FF 93 C SI 94 B SL 84 B FC 97 4-2 10 1B 2-H BB	B FS 87 X FF 96 1-0 1-3 2-H 1B		C FF 95 F SL 85 B FF 96 F FF 94 C SL 82 1-3 ③ K		B FC 87 X FC 86 1-0 ③ G3-1			B FF 95 C FF 94 X FF 94 1-1 ② G5-3		X FF 88 0-0 32 WP 32 1B 1B	5	1	2	1	1	1	1
32 Josh Hamilton, L (1, 7) OBP: 0.355, SLG: 0.538	F FS 86 B FS 85 F FF 93 S SL 87 1-3 ① K	F CU 79 S FF 96 B FF 97 X SL 87 1-2 ③ G4-3			B FS 82 F FF 93 B SL 84 B FF 93 T FF 94 S SI 95 3-3 ① K		B FF 91 F FF 92 F FF 91 B FF 93 C SL 84 2-3 ① K		B FF 95 X FF 94 1-0 10 HR 1B		B FF 85 X FF 85 1-0 1-H 1B	6	1	2	1	0	3	3
10 Michael Young, R (1, 5) OBP: 0.372, SLG: 0.500	B FF 94 B SL 84 X FF 94 2-0 1-3 1B		C FF 92 B CU 76 X FF 94 1-1 ① G4-3		C SL 85 B SL 84 B FS 85 X SI 94 2-1 ② G5-3		B SL 83 B SL 83 X SI 90 2-0 ② F8		D FF 96 B SL 83 X FF 95 2-0 1-H HR			5	1	2	2	0	0	0
17 Nelson Cruz, R (1, 9) OBP: 0.314, SLG: 0.537	B SL 84 B FS 87 S SL 88 C FF 96 S SL 86 2-3 ② K		B CU 75 C FF 95 B FF 96 F FF 96 C FF 97 2-3 ② K		B SL 84 F FF 94 F FF 96 S SL 80 1-3 ③ K		X FF 91 0-0 ③ F8		B FF 95 B FF 95 F FF 96 T FF 95 C SL 84 2-3 ③ K			5	0	0	0	0	4	2
25 Mike Napoli, R (1, 2) OBP: 0.391, SLG: 0.620	B FF 96 B SL 83 C FF 96 X FS 89 2-1 ③ F9		S FF 96 F FF 97 F FC 98 X FF 97 0-2 18 2B 1B			B SL 82 X SI 93 1-0 HR		B FF 92 B FF 92 C FF 93 S FF 93 X SL 81 2-2 ① L8		B FF 84 C FF 84 B FF 84 S FF 84 X FF 85 2-2 ① F8		5	2	2	1	0	0	2
18 Mitch Moreland, L (1, 3) OBP: 0.328, SLG: 0.435		B SI 90 F FF 92 B FF 94 X FF 94 3-1 ① G4-3	D FS 87 B FF 94 C FF 94 S SI 94 F FF 95 F FF 96 X FS 86 2-2 ② 1-H 2B			F FF 94 B FF 93 F SI 93 F FF 95 F FF 93 B SL 85 B CU 78 B FF 94 4-2 8 1B 9 SF9 BB		B SI 94 B SI 93 S FF 93 B FF 94 C FF 93 F FF 93 B SL 81 4-2 BB		B FF 85 X FF 84 1-0 ② F9		3	1	1	1	2	0	0
8 Yorvit Torrealba, R (1, 10) OBP: 0.300, SLG: 0.395		C FF 94 B FF 95 X FF 94 1-1 ② 1 1B 2B	C FF 97 X FF 96 0-1 ③ G1-3			B FC 88 B FC 88 B FF 90 C FF 90 F FF 91 X FC 86 3-2 1-3 1B		B FF 94 F FF 93 S SL 82 B FF 93 S FF 92 2-3 ② K		B FF 89 C SL 84 X SL 85 1-1 ③ F8		5	1	2	0	0	1	2
9 Endy Chavez, L (1, 8) OBP: 0.331, SLG: 0.456		B FF 94 B FC 95 B FF 93 C FF 94 X SI 93 3-1 ② L4		B FF 92 C FF 92 F FF 94 C FS 86 1-3 ① K		B FC 88 X SI 90 1-0 ① SF9 3-H		C SI 94 F FF 93 B FF 94 C SL 82 1-3 ③ K		B FF 85 X FF 86 1-0 ① P6		4	0	0	1	0	2	2

Inning Stats																						
	R: 1 E: 0 K: 2 S: 13	H: 2 LOB: 2 BB: 1 P: 26	R: 1 E: 0 K: 0 S: 11	H: 2 LOB: 2 BB: 1 P: 24	R: 1 E: 0 K: 1 S: 16	H: 2 LOB: 1 BB: 0 P: 21	R: 0 E: 0 K: 2 S: 10	H: 0 LOB: 0 BB: 0 P: 13	R: 0 E: 0 K: 2 S: 8	H: 0 LOB: 0 BB: 0 P: 14	R: 2 E: 0 K: 0 S: 11	H: 2 LOB: 1 BB: 1 P: 22	R: 0 E: 0 K: 1 S: 5	H: 0 LOB: 0 BB: 0 P: 9	R: 0 E: 0 K: 2 S: 12	H: 0 LOB: 1 BB: 1 P: 21	R: 2 E: 0 K: 1 S: 9	H: 2 LOB: 0 BB: 0 P: 16	R: 0 E: 0 K: 0 S: 6	H: 0 LOB: 0 BB: 0 P: 10	R: 1 E: 0 K: 0 S: 5	H: 2 LOB: 1 BB: 0 P: 7

	AB	43
	R	8
	H	12
	RBI	7
	BB	4
	SO	11
	LOB	13

	1B: 7	SF: 1
	2B: 3	SAC: 0
	3B: 0	DP: 0
	HR: 2	HBP: 0

	WP: 2	PA: 48
	PB: 0	
	SB: 1	
	CS: 0	

PITCHER		IP	WLS	BF	H	R	ER	SO	BB	IBB	HBP	BLK	WP	HR	S	P	ERA	WHIP
30 Ubaldo Jiménez, R ERA: 4.64	(1, 1)	5.0		25	7	5	5	7	3	0	0	0	1	1	63	108	9.00	2.000
37 Chad Durbin, R ERA: 6.38	(6, 1)	1.0	H	4	1	0	0	0	0	0	0	0	0	0	6	12	0.00	1.000
38 Joe Smith, R ERA: 1.23	(7, 1)	1.0	H	3	0	0	0	1	0	0	0	0	0	0	5	9	0.00	0.000
52 Vinnie Pestano, R ERA: 2.95	(8, 1)	1.0	H	4	0	0	0	2	1	0	0	0	0	0	12	21	0.00	1.000
54 Chris Perez, R ERA: 3.4	(9, 1)	1.0	B	5	2	2	2	1	0	0	0	0	0	1	9	16	18.00	2.000

PITCHER		IP	WLS	BF	H	R	ER	SO	BB	IBB	HBP	BLK	WP	HR	S	P	ERA	WHIP
53 Rafael Perez, L ERA: 2.36	(10, 1)	1.2	L	7	2	1	1	0	0	0	0	0	1	0	11	17	5.40	1.200

Cleveland Indians @ Texas Rangers

Rangers Ballpark in Arlington, Arlington, TX

Sat Aug 06 2011, 8:24 PM - 11:56 PM EDT

Att. 38,210 - Clear - 106 F

TOP

livebaseballscorecards.com

Batter	1	2	3	4	5	6	7	8	9	AB	R	H	RBI	BB	SO	LOB
23 Michael Brantley, L (1, 8) (7, 7) OBP: 0.325, SLG: 0.381	C SI 92 B CU 77 X SI 91 1-1 F9 ①		B CU 77 B SL 83 C SI 92 F SI 92 B FF 92 X SI 93 3-2 G1-3 ②		B SL 84 S SL 82 C FF 92 D CU 80 T SI 92 2-2 K ③		C SL 76 B SL 77 B FF 90 X SL 76 2-1 E5 1-H 3-H		B FF 95 B CH 89 B FF 95 C FF 94 F FF 95 F FF 95 F CH 90 X FF 96 3-2 22 HR 2B 1-H	5	1	1	1	0	1	3
22 Jason Kipnis, L (1, 4) OBP: 0.327, SLG: 0.617	C SI 93 B SI 92 X SI 93 1-1 1B		B FF 92 B SI 92 C CH 86 F SI 92 B CH 84 S SL 85 3-3 K ③			C CU 78 S CU 79 C CU 78 0-3 K ①	1 SAFE X SI 89 0-0 F8 ③		C CU 69 X SI 86 0-1 HR 2-H	5	1	2	2	0	2	2
13 Asdrúbal Cabrera, S (1, 6) OBP: 0.347, SLG: 0.492	B SI 92 B FC 88 S CH 85 B CU 76 1 SAFE C FC 86 F SL 83 F SI 91 F CU 76 3-3 1 SAFE C CH 84 K ②			C CU 76 L FC 88 X CU 79 0-2 G6-3 ①		C CH 85 B FF 88 B SI 93 B SI 92 C FC 88 X SL 85 3-2 G5-3 ②		B FF 90 B FC 88 C FF 89 F FS 82 F FF 90 B FF 91 B FS 81 4-2 48 G4-3 BB	T SI 85 X SC 68 0-1 1B	4	0	1	0	1	1	1
48 Travis Hafner, L (1, 10) OBP: 0.379, SLG: 0.481	C SI 93 C SL 82 B SI 93 B FF 93 C SI 92 2-3 K ③			X SI 92 0-0 F7 ②		F SI 92 C SL 85 B CH 84 F SI 94 S SI 94 1-3 K ③		C FC 89 1 SAFE B FF 88 1 SAFE T FF 90 F FF 91 X FS 83 1-2 G4-3 ①② 1-2	1 SAFE B SI 85 C SI 86 X SI 86 1-1 G4-3 ③	5	0	0	0	0	2	3
41 Carlos Santana, S (1, 3) OBP: 0.354, SLG: 0.441		B CU 76 C CU 76 C FC 87 B SL 84 X FF 92 2-2 2B		B CH 84 B SI 92 C FC 86 C FF 92 S SL 84 2-3 K ③			B CU 78 B SI 92 C FC 88 B FC 88 C SI 93 S SL 84 3-3 K ①	B FC 90 C FF 89 C FS 82 S FF 91 1-3 K ③		4	0	1	0	0	3	0
1 Kosuke Fukudome, L (1, 9) OBP: 0.365, SLG: 0.368		S SI 91 X SI 91 0-1 F8 ①			C FF 90 B SL 84 F FF 91 S SI 92 1-3 K ①		S CH 85 B SI 93 C SI 93 X SI 94 1-2 47 2B 1B		F FF 95 F FF 97 B FF 96 B SL 79 B FF 98 X FF 97 3-2 12 SH1-3 8 1B 2B	4	2	2	0	0	1	1
47 Shelley Duncan, R (1, 7) OBP: 0.298, SLG: 0.443 12 Ezequiel Carrera, L (7, PR) OBP: 0.296, SLG: 0.288 (7, 8)		B CH 83 C SI 91 S CH 85 B CH 84 F FC 87 D SL 83 X SI 94 3-2 F8 ②			B CU 79 S FF 88 B CH 84 F SI 92 B FF 91 B FC 88 4-2 6 FC5-4 8 1B BB		1 SAFE 1 SAFE B SI 90 B CH 85 X SI 91 2-0 8 G4-3 23 BLK 2B 1-H		C FF 97 X FF 96 0-1 SH1-3 ① 2-3	2 0	0 1	1 0	1 0	1 0	0 0	1 0
8 Lonnie Chisenhall, L (1, 5) OBP: 0.293, SLG: 0.412		F SI 92 B SL 82 X CU 75 1-1 F9 ③			X SI 91 0-0 6 FC5-4 1B 1-2		F CU 78 X SI 91 0-1 G4-3 ② 2-3		B FF 97 T FF 98 S FF 98 X FF 99 1-2 23 2B 1B 3-H	4	1	2	1	0	0	2
6 Lou Marson, R (1, 2) OBP: 0.279, SLG: 0.314			S SI 90 B SI 91 X CU 77 1-1 G5-3 ①		C CU 77 X SI 92 0-1 FC5-4 ② 1-2f 2-3		B CU 79 B CH 85 B FC 87 B FC 87 4-0 23 BLK 23 E BB		F FF 96 B FF 98 1 SAFE C SL 79 X FC 84 1-2 F9 ②	3	1	0	0	1	0	3
Inning Stats	R: 0 E: 0 K: 2 S: 13 H: 1 LOB: 1 BB: 0 P: 20	R: 0 E: 0 K: 0 S: 11 H: 1 LOB: 1 BB: 0 P: 17	R: 0 E: 0 K: 1 S: 8 H: 0 LOB: 0 BB: 0 P: 15	R: 0 E: 0 K: 1 S: 7 H: 0 LOB: 0 BB: 0 P: 9	R: 0 E: 0 K: 2 S: 11 H: 1 LOB: 2 BB: 1 P: 18	R: 0 E: 0 K: 2 S: 10 H: 0 LOB: 0 BB: 0 P: 14	R: 3 E: 1 K: 1 S: 12 H: 2 LOB: 2 BB: 1 P: 24	R: 0 E: 0 K: 1 S: 10 H: 0 LOB: 0 BB: 1 P: 16	R: 4 E: 0 K: 0 S: 23 H: 5 LOB: 1 BB: 0 P: 32	1B: 5 2B: 4 3B: 0 HR: 1 SF: 0 SAC: 1 DP: 0 HBP: 0						WP: 0 PB: 0 SB: 0 CS: 0 PA: 40

	AB	36
	R	7
	H	10
	RBI	5
	BB	3
	SO	10
	LOB	16

PITCHER		IP	WLS	BF	H	R	ER	SO	BB	IBB	HBP	BLK	WP	HR	S	P	ERA	WHIP
36 C.J. Wilson, L ERA: 3.35	(1, 1)	6.2		27	5	3	2	9	2	0	0	0	0	0	69	112	2.70	1.050
28 Darren Oliver, L ERA: 2.13	(7, 1)	0.1		2	0	0	0	0	0	0	0	1	0	0	3	5	0.00	0.000
19 Koji Uehara, R ERA: 1.79	(8, 1)	1.0	H	3	0	0	0	1	1	0	0	0	0	0	10	16	0.00	1.000
30 Neftalí Feliz, R ERA: 3.64	(9, 1)	0.2	L	5	3	3	3	0	0	0	0	0	0	0	17	25	40.50	4.500
22 Yoshinori Tateyama, R ERA: 3.03	(9, 1)	0.1		3	2	1	1	0	0	0	0	0	0	1	6	7	27.00	6.000

PITCHER	IP	WLS	BF	H	R	ER	SO	BB	IBB	HBP	BLK	WP	HR	S	P	ERA	WHIP

Cleveland Indians @ Texas Rangers

Rangers Ballpark in Arlington, Arlington, TX

Sat Aug 06 2011, 8:24 PM - 11:56 PM EDT

Att. 38,210 - Clear - 106 F

BOTTOM

Batter	1	2	3	4	5	6	7	8	9	AB	R	H	RBI	BB	SO	LOB
5 Ian Kinsler, R (1, 4) OBP: 0.345, SLG: 0.425	X FF 92 0-0 ① G6-3	B FF 94 C CH 87 X SI 94 1-1 ③ G6-3			F SI 92 B SI 94 F SI 92 B CH 85 B SI 93 X SI 93 3-2 ① G6-3		F SI 94 B FF 94 F CH 86 F CH 87 X FF 94 1-2 1 G1-3 1 S 32 SF7 2-H 3-H 1B		B FF 93 B FF 93 B FF 93 C FF 94 B FF 94 4-1 1 DI 1 1B BB	4	2	1	2	1	0	2
1 Elvis Andrus, R (1, 6) OBP: 0.336, SLG: 0.343	C FF 93 B FF 94 H SI 92 2-1 32 E HBP		C FF 93 B SL 87 X SI 92 1-1 ① B5-3		C FF 94 X SI 93 0-1 ② P4		B FF 91 L SI 92 L SI 91 F SL 86 X SI 94 1-2 ① G1-3 1-3		B FF 94 C FF 93 C SL 82 X FF 95 1-2 10 WP 32 1B 1-H 1B	4	0	1	1	0	0	1
32 Josh Hamilton, L (1, 8) OBP: 0.353, SLG: 0.534	B SI 92 X FF 92 1-0 E4 1-2		B SI 94 S CH 86 X SI 94 1-1 ② G1-3		X SL 87 0-0 ③ F7		C FF 93 B SL 83 X FF 93 1-1 ② SF7 3-H		S SL 83 F SL 82 B SL 81 F FF 94 X SL 83 1-2 10 WP 1-2 1B	4	0	1	1	0	0	1
10 Michael Young, R (1, 5) OBP: 0.371, SLG: 0.497	X FF 93 0-0 ② L9		B FF 93 B FF 93 X FF 93 2-0 1B			F SL 87 X FF 94 0-1 ① L9	C FF 92 S CH 83 B CH 83 F CH 82 B FF 92 S CH 83 2-3 ③ K		F FF 94 B SL 86 X FF 94 1-1 ③ G6-3 1-2 2-3	5	0	1	0	0	1	4
17 Nelson Cruz, R (1, 9) OBP: 0.311, SLG: 0.531	C FF 93 F FF 95 B SI 94 X FF 94 1-2 ③ G5-3		F SI 93 B FF 93 F CH 86 F FF 94 B SI 94 B SI 92 F SI 94 F FF 94 X SI 94 3-2 ③ G4-3			X SI 94 0-0 ② G6-3		F FF 94 B SI 94 F FF 94 F FF 94 B SL 87 X FF 96 2-2 ① G4-3		4	0	0	0	0	0	3
25 Mike Napoli, R (1, 10) OBP: 0.385, SLG: 0.608		C SI 92 C SI 94 B SI 93 X SL 88 1-2 ① G6-3		X SI 93 0-0 ① F9		B SI 94 C SI 94 S CH 87 S CH 88 1-3 ③ K		B FF 95 B FF 95 C FF 93 S FF 94 B FF 95 F FF 93 X FF 93 3-2 ② P4		4	0	0	0	0	1	0
18 Mitch Moreland, L (1, 3) OBP: 0.330, SLG: 0.434		B SI 94 B SI 93 C CH 87 B SI 93 B CH 87 4-1 8 2B BB		B SI 93 X CH 87 1-0 ② G4-3			C SI 93 B CH 87 X SI 93 1-1 8 1B 7 E 1B	C FF 95 C SL 89 B FF 94 F FF 95 X SL 90 1-2 ③ G3		3	1	1	0	1	0	0
8 Yorvit Torrealba, R (1, 2) OBP: 0.306, SLG: 0.407		B FF 93 F FF 93 F FF 93 X FF 94 1-2 1-3 2B		C FF 93 X SL 87 0-1 2B			C SI 92 B FF 94 X FF 93 1-1 7 E 5 1B 1-2 1B		B FF 95 C FF 93 F FF 94 B FF 95 F FF 95 X FF 94 2-2 ① L9	4	1	3	0	0	0	0
7 David Murphy, L (1, 7) OBP: 0.316, SLG: 0.346		X FF 94 0-0 ② P3		B SI 93 B SI 93 C FF 93 S SL 86 S CH 86 2-3 ③ K			X SI 94 0-0 E6 5 1B 1-3 2-H		C FF 95 B SL 85 C FF 94 F FF 93 F SL 86 F FF 95 F SL 84 F FF 94 F FF 95 1-2 X FF 94 ② L7	4	1	0	0	0	1	4
Inning Stats	R: 0 E: 1 K: 0 S: 7 H: 0 LOB: 2 BB: 0 P: 11	R: 0 E: 0 K: 0 S: 10 H: 1 LOB: 2 BB: 1 P: 17	R: 0 E: 0 K: 0 S: 11 H: 1 LOB: 1 BB: 0 P: 18	R: 0 E: 0 K: 1 S: 7 H: 1 LOB: 1 BB: 0 P: 10	R: 0 E: 0 K: 0 S: 6 H: 0 LOB: 0 BB: 0 P: 9	R: 0 E: 0 K: 1 S: 6 H: 0 LOB: 0 BB: 0 P: 7	R: 4 E: 1 K: 1 S: 19 H: 3 LOB: 0 BB: 0 P: 26	R: 0 E: 0 K: 0 S: 12 H: 0 LOB: 0 BB: 0 P: 18	R: 1 E: 0 K: 0 S: 23 H: 2 LOB: 2 BB: 1 P: 33	1B: 6 2B: 2 3B: 0 HR: 0	SF: 1 SAC: 0 DP: 0 HBP: 1	WP: 1 PB: 0 SB: 1 CS: 0	PA: 40				

livebaseballscorecards.com

	AB	36
	R	5
	H	8
	RBI	4
	BB	2
	SO	3
	LOB	15

PITCHER		IP	WLS	BF	H	R	ER	SO	BB	IBB	HBP	BLK	WP	HR	S	P	ERA	WHIP
55 Roberto Hernandez, R ERA: 5.19	(1, 1)	6.1		29	6	4	2	2	1	0	1	0	0	0	60	89	2.84	1.105
49 Tony Sipp, L ERA: 2.89	(7, 1)	0.2		2	0	0	0	1	0	0	0	0	0	0	6	9	0.00	0.000
56 Frank Herrmann, R ERA: 4.79	(8, 1)	1.0	W	3	0	0	0	0	0	0	0	0	0	0	12	18	0.00	0.000
54 Chris Perez, R ERA: 3.54	(9, 1)	1.0	S	6	2	1	1	0	1	0	0	0	1	0	23	33	9.00	3.000

PITCHER	IP	WLS	BF	H	R	ER	SO	BB	IBB	HBP	BLK	WP	HR	S	P	ERA	WHIP

Batter	1	2	3	4	5	6	7	8	9	AB	R	H	RBI	BB	SO	LOB
23 Michael Brantley, L (1, 7) OBP: 0.327, SLG: 0.395	C FF 86 B FF 88 B CU 74 B FF 87 X FF 86 3-1 ① F8		B FF 86 C FF 87 X CU 73 1-1 ① F8		1 SAFE B SL 86 X FF 85 1-0 1-H 3B			C FF 88 S SL 84 F SL 86 F FF 89 B CU 76 B SL 84 X SL 85 2-2 HR		4	1	2	2	0	0	0
22 Jason Kipnis, L (1, 4) OBP: 0.321, SLG: 0.580	B FF 88 C CH 82 B FF 89 X CH 83 2-1 ② G4-3		F FF 87 X CU 74 0-1 ② B5-3		C SL 84 B SL 84 X CH 83 1-1 ③ L6			B SL 77 B SL 77 C FF 88 F SL 76 F SI 88 B FF 89 B SL 74 4-2 48 S BB		3	0	0	0	1	0	1
13 Asdrúbal Cabrera, S (1, 6) OBP: 0.344, SLG: 0.488	C FF 88 B CH 83 X CH 83 1-1 ③ G4-3		C FF 88 C FF 87 B CU 78 B FF 89 F CH 83 S SL 85 2-3 ③ K			B FC 86 X CH 82 1-0 ① G4-3		B FF 88 B FF 89 X SI 89 2-0 ② F7		4	0	0	0	0	1	1
48 Travis Hafner, L (1, 10) OBP: 0.377, SLG: 0.477		C FF 86 X CH 81 0-1 1 FC3-6 8 SF8 41 1B 1B		B FF 88 F FF 87 S FF 88 F SL 85 X SL 85 1-2 ① G3		C CU 73 X FF 88 0-1 ② G4-3		B SI 90 C FF 90 C FF 89 1 SAFE F FF 89 D SL 79 B SL 77 S FF 89 3-3 ③ K 1-2		4	1	1	0	0	1	1
41 Carlos Santana, S (1, 2) OBP: 0.353, SLG: 0.439		F FF 87 X FF 87 0-1 1 FC3-6 1-2 1B		C CU 75 B FF 89 B SL 83 S CH 81 B FF 89 X SL 86 3-2 ② G4-3		C SI 87 B CU 76 F SL 84 T FF 88 1-2 ③ K			C FF 93 X SL 89 0-1 ① G4-3	4	0	1	0	0	1	0
1 Kosuke Fukudome, L (1, 9) OBP: 0.361, SLG: 0.363		B CU 74 C CH 80 B SI 87 X CH 82 2-1 ① FC3-6 47 BB 1-2f 2-3		B FC 87 C FF 88 C SL 84 X FF 89 1-2 ③ P6			S CU 74 C CH 83 B SL 86 B SL 86 F FF 89 X SL 85 2-2 ① G4-3		C FF 93 X SL 89 0-1 ② F7	4	0	0	0	0	0	2
8 Lonnie Chisenhall, L (1, 5) OBP: 0.281, SLG: 0.398		B SL 82 F CH 81 C SL 82 F SL 83 F SL 82 1 SAFE X CH 82 1-2 ② SF8 3-H			B SL 85 F FF 87 S SL 82 F FF 89 S SL 82 1-3 ① K		B FF 88 F FF 88 B FF 89 B CH 82 X SL 83 3-1 ② P6		F FF 93 F SL 88 S CU 81 0-3 ③ K	3	0	0	1	0	2	0
47 Shelley Duncan, R (1, 3) OBP: 0.299, SLG: 0.435 7 Matt LaPorta, R (8, 3) OBP: 0.298, SLG: 0.416		1 SAFE F SL 82 1 SAFE B SL 83 S FF 88 B FF 90 B FF 87 B SL 84 4-2 1-2 BB		C FF 88 C FF 88 B FF 89 F FF 89 X SL 84 1-2 ② G6-3		X SL 84 0-0 ③ G5-3			2 0	0 0	0 0	0 0	1 0	0 0	0 0	0 0
12 Ezequiel Carrera, L (1, 8) OBP: 0.297, SLG: 0.290		B FF 87 X CH 81 1-0 ③ G1-3			C FF 86 B CU 76 B SL 82 X SL 82 2-1 23 3B 1B			B CU 74 X CH 82 1-0 ① G4-3		3	1	1	0	0	0	2
Inning Stats	R: 0 E: 0 K: 0 S: 6 H: 0 LOB: 0 BB: 0 P: 12	R: 1 E: 0 K: 0 S: 14 H: 2 LOB: 2 BB: 1 P: 22	R: 0 E: 0 K: 1 S: 8 H: 0 LOB: 0 BB: 0 P: 11	R: 0 E: 0 K: 0 S: 10 H: 0 LOB: 0 BB: 0 P: 15	R: 1 E: 0 K: 1 S: 13 H: 2 LOB: 1 BB: 0 P: 19	R: 0 E: 0 K: 1 S: 6 H: 0 LOB: 0 BB: 0 P: 8	R: 0 E: 0 K: 0 S: 7 H: 0 LOB: 0 BB: 0 P: 12	R: 1 E: 0 K: 1 S: 14 H: 1 LOB: 1 BB: 1 P: 26	R: 0 E: 0 K: 1 S: 7 H: 0 LOB: 0 BB: 0 P: 7	1B: 3 2B: 0 3B: 1 HR: 1	SF: 1 SAC: 0 DP: 0 HBP: 0					

PITCHER		IP	WLS	BF	H	R	ER	SO	BB	IBB	HBP	BLK	WP	HR	S	P	ERA	WHIP
48 Colby Lewis, R ERA: 4.12	(1, 1)	7.1		28	5	3	3	3	1	0	0	0	0	1	70	108	3.68	0.818
28 Darren Oliver, L ERA: 2.09	(8, 1)	0.2	W	3	0	0	0	1	1	0	0	0	0	0	8	17	0.00	1.500
37 Mike Adams, R ERA: 1.2	(9, 1)	1.0	S	3	0	0	0	1	0	0	0	0	0	0	7	7	0.00	0.000

PITCHER	IP	WLS	BF	H	R	ER	SO	BB	IBB	HBP	BLK	WP	HR	S	P	ERA	WHIP

TOP

Cleveland Indians @ Texas Rangers

Rangers Ballpark in Arlington, Arlington, TX

Sun Aug 07 2011, 8:10 PM - 10:47 PM EDT

Att. 37,431 - Clear - 102 F

livebaseballscorecards.com

AB	31
R	3
H	5
RBI	3
BB	2
SO	5
LOB	7

WP: 0	PB: 0	SB: 1	CS: 0	PA:	34

Batter	1	2	3	4	5	6	7	8	9	AB	R	H	RBI	BB	SO	LOB
5 Ian Kinsler, R (1, 4) OBP: 0.346, SLG: 0.423	B FF 89 C FC 87 X FC 84 1-1 ① G5-3			F FC 85 F CU 75 B FF 89 F FC 86 B FC 86 B CH 82 B FC 85 4-2 1 G6-4-3 BB		C FC 86 C FC 91 F FF 90 B CU 77 F FC 86 X CU 77 1-2 ③ F8		B SL 82 B SL 82 F SI 92 B FF 91 F SI 90 B SI 90 4-2 1 1B 32 FC4-6 BB 1-2 2-3 3-H		2	1	0	1	2	0	0
1 Elvis Andrus, R (1, 6) OBP: 0.335, SLG: 0.342	C FF 90 S FC 88 X CU 76 0-2 ② F9			1 SAFE C FF 89 1 SAFE 1 SAFE B FC 84 1 SAFE F FC 84 1 SAFE X CU 74 1-2 ①② G6-4-3 1-2f			C CU 69 B FC 84 B FC 89 B FC 88 X FC 88 3-1 ① G6-3	B FF 89 C SL 81 F SL 80 X SL 82 1-2 32 FC4-6 1B 1-3 2-H 3-H	4	0	1	2	0	0	1
32 Josh Hamilton, L (1, 7) OBP: 0.349, SLG: 0.528 (9, 8)	B FC 90 F FC 88 B CU 74 F FC 88 F FF 92 S CH 79 2-3 ③ K			C CU 74 B FC 90 B FC 88 S CH 79 S CU 76 2-3 ③ K			B FC 86 B CH 82 X CH 79 2-0 ② F7	C SL 86 S FF 87 B FF 87 X SL 87 1-2 ① FC4-6 10 FC6-4 1-2f 3-H		4	0	0	1	0	2	2
10 Michael Young, R (1, 5) OBP: 0.372, SLG: 0.497		C FF 88 S FC 85 S FC 85 0-3 ① K			C CU 72 B FC 85 X FC 84 1-1 17 G6-4-3 1B		F FC 85 F CU 76 F FC 90 X FC 86 0-2 1B	1 SAFE 1 SAFE B FC 87 F FC 87 T FC 87 X CU 77 1-2 ② FC6-4 1-2f		4	0	2	0	0	1	2
17 Nelson Cruz, R (1, 9) OBP: 0.308, SLG: 0.525		C CU 76 X FC 89 0-1 ② G1-3			X FC 84 0-0 ①② G6-4-3 1-2f		F FC 85 X CU 76 0-1 ③ G5-3	1 SAFE B FC 86 S FC 86 B FC 86 S FC 87 F FC 88 F CU 78 T CU 78 2-2 ③ K		4	0	0	0	0	1	4
25 Mike Napoli, R (1, 10) OBP: 0.392, SLG: 0.610		B FF 91 F CH 80 B FC 87 F FC 86 X CU 76 2-2 ③ 1B			B FF 90 C FC 91 B FC 89 B FC 89 B FC 91 4-1 BB			B FC 85 B FC 87 B FC 90 C FC 89 B FC 89 4-1 8 1B 18 1B 7 1B BB		1	1	1	0	2	0	0
18 Mitch Moreland, L (1, 3) OBP: 0.330, SLG: 0.433			B FC 88 X CU 78 1-0 ① G3		C CH 78 S CH 83 F CU 77 B FF 88 X CU 76 1-2 ③ G4-3			B FC 80 1 SAFE C FC 88 B CH 80 B FF 88 X FC 88 3-1 7 1B 8 1B 5 BB 1-2 1B		3	1	1	0	0	0	1
8 Yorvit Torrealba, R (1, 2) OBP: 0.306, SLG: 0.406 3 Andrés Blanco, S (8, PR) OBP: 0.239, SLG: 0.338 2 Taylor Teagarden, R (9, 2) OBP: 0.313, SLG: 0.333			C FF 90 X FF 91 0-1 ② F9			C FC 83 X CU 74 0-1 ① G4-3		B SL 80 X SI 88 1-0 5 BB 7 1B 1 1B 1-2 2-3 1B		3 0 0	0 1 0	1 0 0	0 0 0	0 0 0	0 0 0	0 0 0
9 Endy Chavez, L (1, 8) OBP: 0.327, SLG: 0.450 7 David Murphy, L (8, PH) OBP: 0.318, SLG: 0.349 (9, 7)			C FF 89 B CH 79 F FC 80 X CU 75 1-2 ③ F9			C CH 81 F CH 83 C FF 91 0-3 ② K		B SL 82 X SI 89 1-0 5 BB 1 1B 1-2 2-3 3-H 1B		2 1	0 1	0 1	0 1	0 0	1 0	0 0
Inning Stats	R: 0 E: 0 K: 1 S: 9 H: 0 LOB: 0 BB: 0 P: 12	R: 0 E: 0 K: 1 S: 8 H: 1 LOB: 1 BB: 0 P: 10	R: 0 E: 0 K: 0 S: 6 H: 0 LOB: 0 BB: 0 P: 8	R: 0 E: 0 K: 1 S: 9 H: 0 LOB: 0 BB: 1 P: 16	R: 0 E: 0 K: 0 S: 8 H: 1 LOB: 1 BB: 1 P: 14	R: 0 E: 0 K: 1 S: 10 H: 0 LOB: 0 BB: 0 P: 11	R: 0 E: 0 K: 0 S: 9 H: 1 LOB: 1 BB: 0 P: 14	R: 5 E: 0 K: 1 S: 21 H: 4 LOB: 2 BB: 2 P: 39		1B: 7 2B: 0 3B: 0 HR: 0 SF: 0 SAC: 0 DP: 2 HBP: 0						

PITCHER		IP	WLS	BF	H	R	ER	SO	BB	IBB	HBP	BLK	WP	HR	S	P	ERA	WHIP
43 Josh Tomlin, R ERA: 4.08	(1, 1)	7.0		25	4	2	2	4	3	0	0	0	0	0	62	95	2.57	1.000
38 Joe Smith, R ERA: 1.84	(8, 1)	0.0	L	4	3	2	2	0	1	0	0	0	0	0	7	14	∞	∞
53 Rafael Perez, L ERA: 2.35	(8, 1)	0.1		1	0	1	1	0	0	0	0	0	0	0	3	4	27.00	0.000
37 Chad Durbin, R ERA: 6.28	(8, 1)	0.2		2	0	0	0	1	0	0	0	0	0	0	8	11	0.00	0.000

PITCHER	IP	WLS	BF	H	R	ER	SO	BB	IBB	HBP	BLK	WP	HR	S	P	ERA	WHIP

BOTTOM

Cleveland Indians @ Texas Rangers

Rangers Ballpark in Arlington, Arlington, TX

Sun Aug 07 2011, 8:10 PM - 10:47 PM EDT

Att. 37,431 - Clear - 102 F

livebaseballscorecards.com

AB	28
R	5
H	7
RBI	5
BB	4
SO	5
LOB	10

WP: 0	PA: 32		
PB: 0			
SB: 0			
CS: 0			

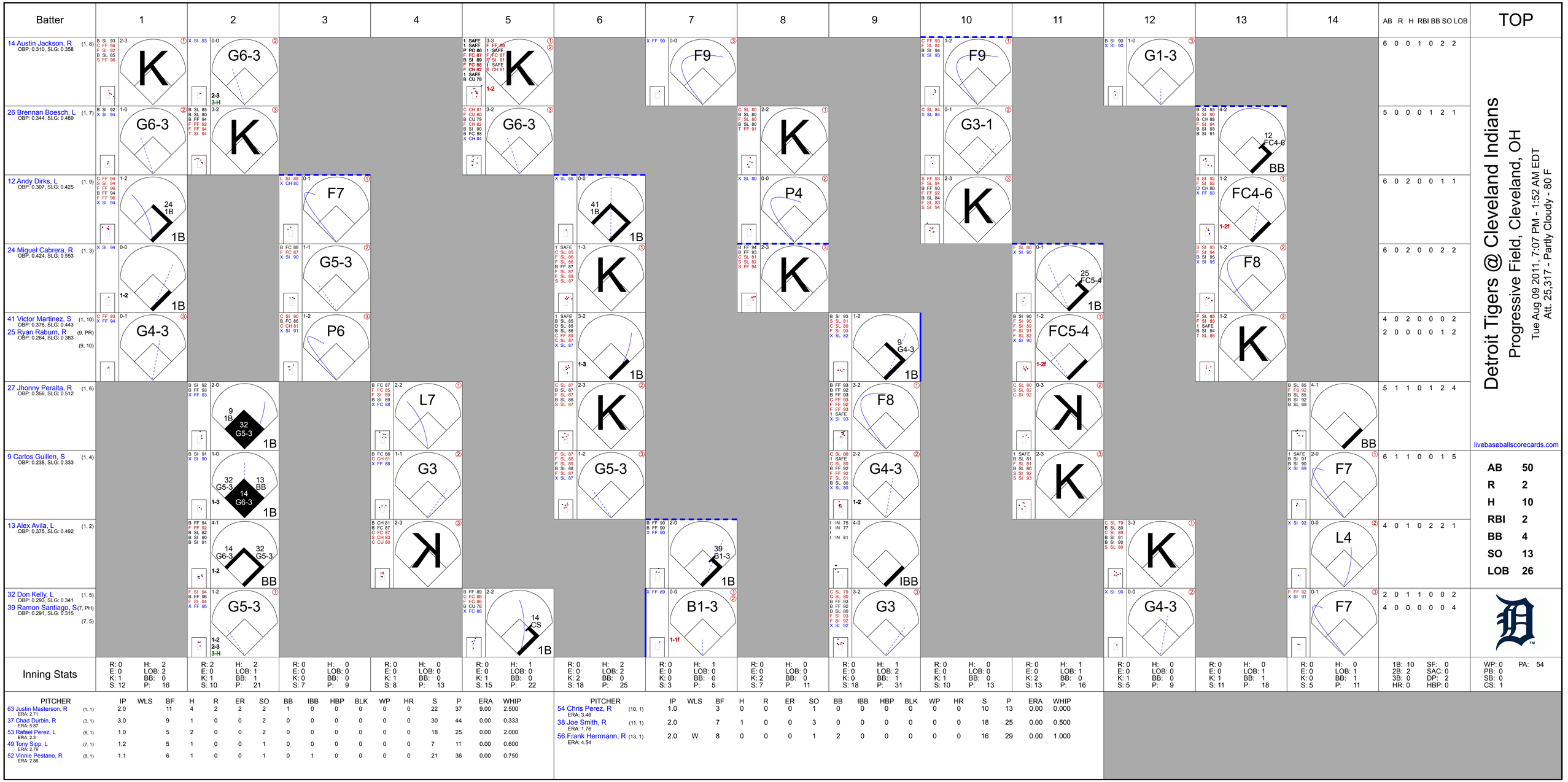
Batter
1
2
3
4
5
6
7
8
9
10
11
12
13
14
AB R H RBI BB SO LOB
TOP
14 Austin Jackson, R (1, 8)
OBP: 0.310, SLG: 0.358
6 0 0 1 0 2 2
26 Brennan Boesch, L (1, 7)
OBP: 0.344, SLG: 0.469
5 0 0 0 1 2 1
12 Andy Dirks, L (1, 9)
OBP: 0.307, SLG: 0.425
6 0 2 0 0 1 1
24 Miguel Cabrera, R (1, 3)
OBP: 0.424, SLG: 0.553
6 0 2 0 0 2 2
41 Victor Martinez, S (1, 10)
OBP: 0.376, SLG: 0.443
25 Ryan Raburn, R (9, PR)
OBP: 0.264, SLG: 0.383
(9, 10)
4 0 2 0 0 0 2
2 0 0 0 0 1 2
27 Jhonny Peralta, R (1, 6)
OBP: 0.356, SLG: 0.512
5 1 1 0 1 2 4
9 Carlos Guillen, S (1, 4)
OBP: 0.238, SLG: 0.333
6 1 1 0 0 1 5
13 Alex Avila, L (1, 2)
OBP: 0.375, SLG: 0.492
4 0 1 0 2 2 1
32 Don Kelly, L (1, 5)
OBP: 0.293, SLG: 0.341
39 Ramon Santiago, S (7, PH)
OBP: 0.291, SLG: 0.315
(7, 5)
2 0 1 1 0 0 2
4 0 0 0 0 0 4
Detroit Tigers @ Cleveland Indians
Progressive Field, Cleveland, OH
Tue Aug 09 2011, 7:07 PM - 1:52 AM EDT
Att. 25,317 - Partly Cloudy - 80 F
livebaseballscorecards.com
AB 50
R 2
H 10
RBI 2
BB 4
SO 13
LOB 26
Inning Stats
R: 0 E: 0 K: 1 S: 12
H: 2 LOB: 2 BB: 0 P: 16
R: 2 E: 0 K: 1 S: 10
H: 2 LOB: 1 BB: 1 P: 21
R: 0 E: 0 K: 0 S: 7
H: 0 LOB: 0 BB: 0 P: 9
R: 0 E: 0 K: 1 S: 8
H: 0 LOB: 0 BB: 0 P: 13
R: 0 E: 0 K: 1 S: 15
H: 1 LOB: 0 BB: 0 P: 22
R: 0 E: 0 K: 2 S: 18
H: 2 LOB: 2 BB: 0 P: 25
R: 0 E: 0 K: 0 S: 3
H: 1 LOB: 0 BB: 0 P: 5
R: 0 E: 0 K: 2 S: 7
H: 0 LOB: 0 BB: 0 P: 11
R: 0 E: 0 K: 0 S: 18
H: 1 LOB: 2 BB: 1 P: 31
R: 0 E: 0 K: 1 S: 10
H: 0 LOB: 0 BB: 0 P: 13
R: 0 E: 0 K: 2 S: 13
H: 1 LOB: 1 BB: 0 P: 16
R: 0 E: 0 K: 1 S: 5
H: 0 LOB: 0 BB: 0 P: 9
R: 0 E: 0 K: 1 S: 11
H: 0 LOB: 1 BB: 1 P: 18
R: 0 E: 0 K: 0 S: 5
H: 0 LOB: 1 BB: 1 P: 11
1B: 10 2B: 2 3B: 0 HR: 0
SF: 0 SAC: 0 DP: 2 HBP: 0
WP: 0 PB: 0 SB: 0 CS: 1
PA: 54
PITCHER IP WLS BF H R ER SO BB IBB HBP BLK WP HR S P ERA WHIP
63 Justin Masterson, R (1, 1) ERA: 2.71 2.0 11 4 2 2 2 1 0 0 0 0 0 22 37 9.00 2.500
37 Chad Durbin, R (3, 1) ERA: 5.87 3.0 9 1 0 0 2 0 0 0 0 0 0 30 44 0.00 0.333
53 Rafael Perez, L (6, 1) ERA: 2.3 1.0 5 2 0 0 2 0 0 0 0 0 0 18 25 0.00 2.000
49 Tony Sipp, L (7, 1) ERA: 2.79 1.2 5 1 0 0 1 0 0 0 0 0 0 7 11 0.00 0.600
52 Vinnie Pestano, R (8, 1) ERA: 2.86 1.1 6 1 0 0 1 0 1 0 0 0 0 21 36 0.00 0.750
PITCHER IP WLS BF H R ER SO BB IBB HBP BLK WP HR S P ERA WHIP
54 Chris Perez, R (10, 1) ERA: 3.46 1.0 3 0 0 0 1 0 0 0 0 0 0 10 13 0.00 0.000
38 Joe Smith, R (11, 1) ERA: 1.76 2.0 7 1 0 0 3 0 0 0 0 0 0 18 25 0.00 0.500
56 Frank Herrmann, R (13, 1) ERA: 4.54 2.0 W 8 0 0 0 1 2 0 0 0 0 0 16 29 0.00 1.000

BOTTOM

Detroit Tigers @ Cleveland Indians

Progressive Field, Cleveland, OH

Tue Aug 09 2011, 7:07 PM - 1:52 AM EDT

Att. 25,317 - Partly Cloudy - 80 F

livebaseballscorecards.com

Batter	1	2	3	4	5	6	7	8	9	10	11	12	13	14	AB	R	H	RBI	BB	SO	LOB
23 Michael Brantley, L (1, 7) OBP: 0.323, SLG: 0.390	P5		G4-3			K		F7			SH3		K		5	0	0	0	0	2	1
22 Jason Kipnis, L (1, 4) OBP: 0.306, SLG: 0.554	2B		F9			K			G6-3		K			K	6	1	1	0	0	3	1
13 Asdrúbal Cabrera, S (1, 6) OBP: 0.348, SLG: 0.488	1B		G5-3			F9			FC6-4		IBB			BB	4	2	2	1	2	0	0
48 Travis Hafner, L (1, 10) OBP: 0.376, SLG: 0.473 26 Austin Kearns, R (14, PR) OBP: 0.302, SLG: 0.287	1B			F9			K		K		P6			1B	6	0	2	0	0	2	3
															0	0	0	0	0	0	0
41 Carlos Santana, S (1, 2) OBP: 0.353, SLG: 0.435	SF8			L7			BB		FC6-4			G1-3		IBB	3	0	0	1	2	0	1
1 Kosuke Fukudome, L (1, 9) OBP: 0.358, SLG: 0.358	G6-3			K			K			K		K		HBP	5	0	0	1	0	4	2
7 Matt LaPorta, R (1, 3) OBP: 0.296, SLG: 0.412		G3-6-1			G6-3		K			K		F7			5	0	1	0	0	2	1
8 Lonnie Chisenhall, L (1, 5) OBP: 0.276, SLG: 0.389 16 Jason Donald, R (8, PH) OBP: 0.286, SLG: 0.308 (9, 5)		G3-6-1			G3			G4-3		G5-3			G4-3		2	0	0	0	0	0	1
															3	0	1	0	0	0	0
12 Ezequiel Carrera, L (1, 8) OBP: 0.291, SLG: 0.274		G3			G6-3			G4-3			BB		L3		4	0	0	0	1	0	1
Inning Stats	R: 2 E: 0 K: 0 S: 15 H: 3 LOB: 1 BB: 0 P: 22	R: 0 E: 0 K: 0 S: 11 H: 1 LOB: 0 BB: 0 P: 17	R: 0 E: 0 K: 0 S: 9 H: 0 LOB: 0 BB: 0 P: 12	R: 0 E: 0 K: 1 S: 11 H: 0 LOB: 0 BB: 0 P: 16	R: 0 E: 0 K: 0 S: 6 H: 0 LOB: 0 BB: 0 P: 11	R: 0 E: 0 K: 2 S: 8 H: 0 LOB: 0 BB: 0 P: 9	R: 0 E: 0 K: 3 S: 14 H: 0 LOB: 1 BB: 1 P: 22	R: 0 E: 0 K: 0 S: 8 H: 1 LOB: 0 BB: 0 P: 10	R: 0 E: 0 K: 1 S: 9 H: 1 LOB: 1 BB: 0 P: 15	R: 0 E: 0 K: 2 S: 9 H: 0 LOB: 0 BB: 0 P: 17	R: 0 E: 0 K: 1 S: 8 H: 0 LOB: 2 BB: 2 P: 17	R: 0 E: 0 K: 1 S: 10 H: 0 LOB: 0 BB: 0 P: 16	R: 0 E: 0 K: 1 S: 12 H: 0 LOB: 0 BB: 0 P: 17	R: 1 E: 0 K: 1 S: 7 H: 1 LOB: 3 BB: 2 P: 18	1B: 5 2B: 2 3B: 0 HR: 0	SF: 1 SAC: 1 DP: 1 HBP: 1				

AB	43
R	3
H	7
RBI	3
BB	5
SO	13
LOB	11

WP: 0 PB: 0 SB: 0 CS: 1 PA: 51

PITCHER	IP	WLS	BF	H	R	ER	SO	BB	IBB	HBP	BLK	WP	HR	S	P	ERA	WHIP
58 Doug Fister, R (1, 1) ERA: 3.37	2.0		9	4	2	2	0	0	0	0	0	0	0	26	39	9.00	2.000
64 Duane Below, L (3, 1) ERA: 2.65	4.0		12	0	0	0	3	0	0	0	0	0	0	34	48	0.00	0.000
55 Daniel Schlereth, L (7, 1) ERA: 3.94	2.0		7	1	0	0	3	1	0	0	0	0	0	22	32	0.00	1.000
40 Phil Coke, L (9, 1) ERA: 4.76	1.1		5	1	0	0	2	0	0	0	0	0	0	12	21	0.00	0.750
62 Al Alburquerque, R (10, 1) ERA: 2.19	1.2		7	0	0	0	2	1	1	0	0	0	0	14	28	0.00	0.600

PITCHER	IP	WLS	BF	H	R	ER	SO	BB	IBB	HBP	BLK	WP	HR	S	P	ERA	WHIP
53 Joaquín Benoit, R (12, 1) ERA: 4.19	2.0		6	0	0	0	2	0	0	0	0	0	0	22	33	0.00	0.000
34 David Pauley, R (14, 1) ERA: 2.25	0.1	L	5	1	1	1	1	1	1	1	0	0	0	7	18	27.00	6.000

Batter	1	2	3	4	5	6	7	8	9	AB	R	H	RBI	BB	SO	LOB
12 Andy Dirks, L (1, 8) OBP: 0.299, SLG: 0.414	C FS 89 B FF 92 F SI 91 B SI 92 F FS 84 F FS 86 F FS 85 T FF 94 2-2 ① **K**		B CU 75 X FS 84 1-0 ② **FC3-6** 1-2f 2-3		C FS 89 B FS 84 X FS 84 1-1 ① **F9**		B SI 91 B SI 91 F SI 90 S FF 92 B SI 93 X SI 92 3-2 ③ **F7**			4	0	0	0	0	1	2
26 Brennan Boesch, L (1, 7) OBP: 0.343, SLG: 0.468 32 Don Kelly, L (2, 7) OBP: 0.289, SLG: 0.335	F FF 92 F CU 75 B SI 95 S SI 94 1-3 ② **K**		C FF 92 B FF 92 X FS 83 1-1 ③ **P5**		B SI 90 S SI 91 X CU 75 1-1 ② **F9**			B FS 88 C CU 72 B FS 83 T SI 90 B FF 93 S SI 92 3-3 ① **K**		1 3	0 0	0 0	0 0	0 0	1 1	0 2
30 Magglio Ordonez, R (1, 9) OBP: 0.288, SLG: 0.300	B FF 94 B FF 93 C SI 92 X SI 94 2-1 ③ **G5-3**			B SI 91 X SI 91 1-0 ① **G5-3**	B CU 79 C FF 93 X SL 82 1-1 ③ **G6-3**			F SL 82 F SI 93 B FS 85 B FF 94 C CU 78 2-3 ② **K**		4	0	0	0	0	1	0
24 Miguel Cabrera, R (1, 3) OBP: 0.422, SLG: 0.552		B SI 92 X SI 93 1-0 ① **G1-3**		C FF 94 C SL 81 F FF 95 B FF 96 X SI 95 1-2 ② **G1-3**		C SL 80 B FS 87 C FS 82 F FS 86 X SI 94 1-2 **41 G4-3 2B**		F FF 94 X FS 86 0-1 ③ **G6-3**		4	0	1	0	0	0	0
41 Victor Martinez, S (1, 10) OBP: 0.372, SLG: 0.438		C SI 91 C SI 95 X SI 94 0-2 ② **G3-1**		X SI 93 0-0 **E3 25 3B**		C CU 74 B FS 86 X SI 92 1-1 ① **G4-3** 2-3			F SI 93 B CH 86 X FF 91 1-1 ① **G3**	4	1	0	0	0	0	1
25 Ryan Raburn, R (1, 4) OBP: 0.264, SLG: 0.388		B SI 93 B SI 94 C SI 94 B SI 94 C SI 93 S FF 95 3-3 ③ **K**		B SL 81 S SI 92 X FS 85 1-1 **20 2B** 1-H **3B**		B SL 82 F SL 80 B SI 93 X SL 81 2-1 ② **P3**			B FF 93 C FF 91 S SL 86 X SI 94 1-2 ② **F8**	4	1	1	1	0	1	1
13 Alex Avila, L (1, 2) OBP: 0.376, SLG: 0.491			B SI 90 B SI 92 F SI 91 B SI 92 X SI 92 3-1 **12 FC3-6 20 1B 1B**	D FS 85 C FF 92 S FS 85 B SI 93 B SI 93 F FS 86 D FS 86 4-2 **20 2B BB**		B FS 85 C CU 75 B FF 94 F FS 86 S FF 94 2-3 ③ **K**			B SI 94 X SI 91 1-0 ③ **F7**	3	1	1	0	1	1	1
20 Wilson Betemit, S (1, 5) OBP: 0.346, SLG: 0.416			X SI 92 0-0 **12 FC3-6** 1-2 **1B**	D CU 77 X SI 93 1-0 1-H 3-H **2B**			B FS 82 C FS 90 B X FF 92 2-1 ① **G4-3**			3	0	2	2	0	0	0
39 Ramon Santiago, S (1, 6) OBP: 0.286, SLG: 0.309			L SI 93 S FS 84 B FF 93 D FS 86 X FF 93 2-2 ① **F7**	S FS 84 X FF 93 0-1 ③ **F9**			C SI 90 F FS 84 X FF 93 0-2 ② **F7**			3	0	0	0	0	0	3
Inning Stats	R: 0 E: 0 K: 2 S: 11 H: 0 LOB: 0 BB: 0 P: 16	R: 0 E: 0 K: 1 S: 7 H: 0 LOB: 0 BB: 0 P: 11	R: 0 E: 0 K: 0 S: 9 H: 2 LOB: 2 BB: 0 P: 16	R: 3 E: 1 K: 0 S: 14 H: 2 LOB: 1 BB: 1 P: 22	R: 0 E: 0 K: 0 S: 6 H: 0 LOB: 0 BB: 0 P: 9	R: 0 E: 0 K: 1 S: 11 H: 1 LOB: 1 BB: 0 P: 17	R: 0 E: 0 K: 0 S: 8 H: 0 LOB: 0 BB: 0 P: 13	R: 0 E: 0 K: 2 S: 8 H: 0 LOB: 0 BB: 0 P: 13	R: 0 E: 0 K: 0 S: 6 H: 0 LOB: 0 BB: 0 P: 9	1B: 2 2B: 2 3B: 1 HR: 0	SF: 0 SAC: 0 DP: 0 HBP: 0			WP: 0 PB: 0 SB: 0 CS: 0	PA: 34	

PITCHER	IP	WLS	BF	H	R	ER	SO	BB	IBB	HBP	BLK	WP	HR	S	P	ERA	WHIP
30 Ubaldo Jiménez, R (1, 1) ERA: 4.37	8.0	W	31	5	3	0	6	1	0	0	0	0	0	74	117	0.00	0.750
56 Frank Herrmann, R (9, 1) ERA: 4.42	1.0		3	0	0	0	0	0	0	0	0	0	0	6	9	0.00	0.000

PITCHER	IP	WLS	BF	H	R	ER	SO	BB	IBB	HBP	BLK	WP	HR	S	P	ERA	WHIP

TOP

Detroit Tigers @ Cleveland Indians

Progressive Field, Cleveland, OH

Wed Aug 10 2011, 7:08 PM - 9:44 PM EDT

Att. 23,258 - Partly Cloudy - 76 F

livebaseballscorecards.com

AB	33
R	3
H	5
RBI	3
BB	1
SO	6
LOB	10

Batter	1	2	3	4	5	6	7	8	9	AB	R	H	RBI	BB	SO	LOB
12 Ezequiel Carrera, L (1, 8) OBP: 0.286, SLG: 0.282	C SI 90 S SI 91 F FF 92 B SL 85 F SL 85 S CH 83 1-3 **K** ①	B CH 82 X CH 80 1-0 22 HR 2B 3-H		D CH 82 L SI 90 X SI 90 1-1 G3 ① 2-3	B CH 85 B FF 88 X SI 89 2-0 F8 ③		C SI 91 C CU 77 X CU 77 0-2 G6-3 ②			5	1	1	1	0	1	1
22 Jason Kipnis, L (1, 4) OBP: 0.358, SLG: 0.656	C SI 91 X CU 77 0-1 48 1B; 41 1B 1B	B FF 90 B SI 90 B C FF 90 S SL 85 X FF 93 3-2 HR 2-H		C SI 90 B SI 89 D CH 81 X CH 83 2-1 13 1B; 13 E 1B 3-H		B SI 87 C CU 75 B FF 88 X SI 88 2-1 48 1B 2B	X CU 78 0-0 1B			5	4	5	3	0	0	0
13 Asdrúbal Cabrera, S (1, 6) OBP: 0.349, SLG: 0.487 16 Jason Donald, R (7, 6) OBP: 0.267, SLG: 0.286	C FF 91 B SI 90 F SI 91 X SI 92 1-2 F7 ②	B SI 89 F CH 82 F CH 81 H SL 85 2-2 HBP		X SI 90 0-0 E8; 48 WP 1B 1-H		X SI 88 0-0 F7 ①	X SI 92 0-0 F9 ③			3 1	1 0	1 0	0 0	0 0	0 0	2 1
48 Travis Hafner, L (1, 10) OBP: 0.378, SLG: 0.474 7 Matt LaPorta, R (8, PH) OBP: 0.295, SLG: 0.411 (9, 10)	B SI 92 1 SAFE B SI 92 C SI 89 X FF 92 2-1 41 1B; 1-3 1B	C SI 91 D CH 82 S CH 82 B SI 92 X SI 91 2-2 G6-3 ③		C SI 90 S CH 82 B FF 91 D SL 84 B SI 90 S CH 82 3-3 **K** ② 3-H		B CH 83 B SI 89 S CH 83 F SI 89 X SI 89 2-2 41 FC3-6; 2-H 1B		C CU 77 S SI 92 S FF 92 0-3 **K** ①		4 1	0 0	2 0	1 0	0 0	1 1	1 0
41 Carlos Santana, S (1, 3) OBP: 0.354, SLG: 0.437	B CH 82 B CH 82 X SI 92 2-0 1B 1-2 3-H	B SI 88 F SI 88 C CU 75 C SI 89 1-3 **K** ①		B FF 89 B SI 88 X SI 89 2-0 1 2B 2B		X SI 88 0-0 FC3-6; 1 1B; 47 1B ② 1-2f		B SI 92 B SI 91 B CU 76 C SI 91 X SI 92 3-1 G6-3 ②		5	2	2	1	0	1	1
1 Kosuke Fukudome, L (1, 9) OBP: 0.361, SLG: 0.367	C SI 92 X CH 82 0-1 G4-3 ③	C CH 80 X CU 74 0-1 2B		B SI 89 B CH 83 C SI 90 C SI 89 X SI 90 2-2 2B 2-H		F SI 88 B CH 82 B CH 82 B SI 88 X SI 88 3-1 47 1B; 1-3 1B		B SI 92 C SI 91 X CU 77 1-1 P5 ③		5	0	3	1	0	0	2
47 Shelley Duncan, R (1, 7) OBP: 0.298, SLG: 0.429 26 Austin Kearns, R (7, 7) OBP: 0.302, SLG: 0.287	C FF 90 X SI 91 0-1 G5-3 ①	X SL 84 0-0 F8 ②		C SI 88 S CU 76 X CU 77 0-2 P4 ③		C CU 75 F SI 89 X CU 76 0-2 1-2 1B 3-H				4 0	0 0	1 0	1 0	0 0	0 0	2 0
8 Lonnie Chisenhall, L (1, 5) OBP: 0.284, SLG: 0.404	X FF 90 0-0 6 G4-3; 12 2B 2B	X CH 82 0-0 P5 ③			C SI 88 S CU 75 B CH 84 B CH 83 F SI 89 B CU 77 X SI 89 3-2 1B ①	C CU 75 F CH 84 D CH 85 F CU 75 B SI 88 S CH 84 2-3 **K** ③				4	1	2	0	0	1	3
6 Lou Marson, R (1, 2) OBP: 0.278, SLG: 0.319	B SI 90 B SI 90 X SI 91 2-0 G4-3 ② 2-3			X FF 89 0-0 12 G3; 22 1B 2B	C SI 90 F SL 81 F SI 90 B SL 80 X CU 76 1-2 G5-3 ②		C CU 75 B SI 88 C SI 88 X SI 89 1-2 F9 ①			4	1	1	0	0	0	1
Inning Stats	R: 1 H: 3 E: 0 LOB: 2 K: 1 BB: 0 S: 15 P: 21	R: 3 H: 3 E: 0 LOB: 1 K: 0 BB: 0 S: 13 P: 23	R: 0 H: 1 E: 0 LOB: 1 K: 1 BB: 0 S: 7 P: 8	R: 4 H: 5 E: 1 LOB: 1 K: 1 BB: 0 S: 16 P: 26	R: 0 H: 1 E: 0 LOB: 0 K: 0 BB: 0 S: 9 P: 15	R: 2 H: 4 E: 0 LOB: 2 K: 1 BB: 0 S: 16 P: 25	R: 0 H: 1 E: 0 LOB: 1 K: 0 BB: 0 S: 8 P: 9	R: 0 H: 0 E: 0 LOB: 0 K: 1 BB: 0 S: 7 P: 11		1B: 10 SF: 0 2B: 7 SAC: 0 3B: 0 DP: 0 HR: 1 HBP: 1						

PITCHER		IP	WLS	BF	H	R	ER	SO	BB	IBB	HBP	BLK	WP	HR	S	P	ERA	WHIP
21 Rick Porcello, R ERA: 4.93	(1, 1)	3.2	L	23	11	8	8	3	0	0	1	0	1	1	45	70	19.64	3.000
34 David Pauley, R ERA: 2.45	(4, 1)	2.2		13	6	2	2	1	0	0	0	0	0	0	34	52	6.75	2.250
55 Daniel Schlereth, L ERA: 3.74	(7, 1)	1.2		6	1	0	0	1	0	0	0	0	0	0	12	16	0.00	0.600

PITCHER	IP	WLS	BF	H	R	ER	SO	BB	IBB	HBP	BLK	WP	HR	S	P	ERA	WHIP

BOTTOM

Detroit Tigers @ Cleveland Indians

Progressive Field, Cleveland, OH

Wed Aug 10 2011, 7:08 PM - 9:44 PM EDT

Att. 23,258 - Partly Cloudy - 76 F

livebaseballscorecards.com

AB	41
R	10
H	18
RBI	8
BB	0
SO	5
LOB	14

Batter	1	2	3	4	5	6	7	8	9	AB	R	H	RBI	BB	SO	LOB
14 Austin Jackson, R (1, 8) OBP: 0.308, SLG: 0.354	C SI 93 S SI 92 B SI 93 F SI 93 B SL 85 X SI 93 2-2 E5 25 G2-3 30 SF9	F SI 92 D SL 85 B SI 92 X CH 84 2-1 ② SH1-3 1-2 3-H		X SL 84 0-0 ③ F9			L SL 85 B SI 93 F SL 86 C SI 93 1-3 ② K		1 SAFE B FF 90 F FF 90 F FF 92 B FF 91 1 SAFE S SL 82 2-3 ③ K	4	1	0	1	0	2	1
25 Ryan Raburn, R (1, 7) OBP: 0.264, SLG: 0.386	S SI 94 X SI 94 0-1 ① G2-3 2-3	S SL 85 F SI 92 X SL 85 0-2 ③ P4			B SI 91 T SL 85 S SL 85 B SL 85 S SI 91 2-3 ① K		B SL 88 S SI 92 F SL 87 B SL 86 X SI 93 2-2 1B			4	0	1	0	0	1	2
30 Magglio Ordonez, R (1, 9) OBP: 0.284, SLG: 0.296 32 Don Kelly, L (7, 9) OBP: 0.289, SLG: 0.335	F SI 93 X SI 94 0-1 ② SF9 3-H		C FF 92 T CH 86 S CH 85 0-3 ① K		B CH 86 S FF 92 B SL 87 X FF 92 2-1 ② F9		B CH 87 B SI 93 X SI 92 2-0 ③ G6-3			3 0	0 0	0 0	1 0	0 0	1 0	1 0
24 Miguel Cabrera, R (1, 3) OBP: 0.421, SLG: 0.552	F SI 94 X SI 94 0-1 ③ G5-3		B SI 92 X SI 92 1-0 27 1B 2B		S CH 88 S CH 85 S CH 87 0-3 ③ K			B SI 90 X SI 90 1-0 ① L8		4	0	1	0	0	1	0
41 Victor Martinez, S (1, 10) OBP: 0.371, SLG: 0.434		C CH 85 B CH 85 X CH 85 1-1 ① F9	C SI 93 B SI 93 D SI 93 B SI 92 B CH 85 4-1 9 L4-6 27 1B BB			C CH 85 B SL 84 B SI 92 B CH 84 F SI 92 X SI 92 3-2 ① F8		C SL 81 B FF 92 B FF 91 X SI 89 2-1 ② G6-3		3	0	0	0	1	0	0
27 Jhonny Peralta, R (1, 6) OBP: 0.358, SLG: 0.512		X SI 93 0-0 9 BB 13 1B 1B	B SI 92 B CH 85 C SI 91 T SI 92 X SI 92 2-2 1-2 2-3 1B			B SL 88 C CH 87 B SI 93 B SI 92 C SI 92 X SI 91 3-2 ② G1-3		B SI 89 B SI 90 C SL 80 F FF 91 C SL 79 2-3 ③ K		4	1	2	0	0	1	0
9 Carlos Guillen, S (1, 4) OBP: 0.250, SLG: 0.346 39 Ramon Santiago, S (9, 4) OBP: 0.286, SLG: 0.309		B SI 93 D SI 92 B SI 93 C SI 93 F CH 85 B CH 86 4-2 13 1B 20 1B 1-2 BB	F SI 92 X SI 93 0-1 ② ③ L4-6 2-2			S CH 86 B CH 88 X SI 93 1-1 2B			X FF 90 0-0 ① F8	3 0	1 0	1 0	0 0	1 0	0 0	3 0
13 Alex Avila, L (1, 2) OBP: 0.375, SLG: 0.488		B SI 94 S CH 86 S SI 93 F CH 85 X SI 94 1-2 20 1B 14 SH1-3 1-2 2-H 1B		B SI 90 X CH 84 1-0 ① G3		B CH 85 X CH 86 1-0 ③ G3-1			C FF 91 B SL 82 C FF 92 X SL 83 1-2 ② F7	4	1	1	1	0	0	1
20 Wilson Betemit, S (1, 5) OBP: 0.348, SLG: 0.418		C CH 86 F SI 93 B FF 92 F CH 85 D CH 85 X SI 93 2-2 14 SH1-3 1-3 2-H 1B		C SI 91 B CH 86 F CH 85 S CH 85 1-3 ② K			B CH 86 C SI 91 B CH 86 C CH 86 S CH 86 2-3 ① K		B FF 90 X CH 81 1-0 1B	4	0	2	1	0	2	0

Detroit Tigers @ Cleveland Indians

Progressive Field, Cleveland, OH

Thu Aug 11 2011, 7:09 PM - 9:54 PM EDT

Att. 30,988 - Clear - 75 F

TOP

livebaseballscorecards.com

AB	33
R	4
H	8
RBI	4
BB	2
SO	8
LOB	8

Inning Stats	1	2	3	4	5	6	7	8	9	1B: 6	SF: 1	WP: 0	PA: 37
	R: 1 E: 1 K: 0 S: 10 H: 0 LOB: 0 BB: 0 P: 12	R: 3 E: 0 K: 0 S: 18 H: 3 LOB: 1 BB: 1 P: 28	R: 0 E: 0 K: 1 S: 10 H: 2 LOB: 2 BB: 1 P: 17	R: 0 E: 0 K: 1 S: 5 H: 0 LOB: 0 BB: 0 P: 7	R: 0 E: 0 K: 2 S: 8 H: 0 LOB: 0 BB: 0 P: 12	R: 0 E: 0 K: 0 S: 9 H: 1 LOB: 1 BB: 0 P: 17	R: 0 E: 0 K: 2 S: 10 H: 1 LOB: 1 BB: 0 P: 17	R: 0 E: 0 K: 1 S: 6 H: 0 LOB: 0 BB: 0 P: 11	R: 0 E: 0 K: 1 S: 8 H: 1 LOB: 1 BB: 0 P: 12	2B: 3 3B: 0 HR: 0	SAC: 1 DP: 1 HBP: 0	PB: 0 SB: 0 CS: 0	

PITCHER		IP	WLS	BF	H	R	ER	SO	BB	IBB	HBP	BLK	WP	HR	S	P	ERA	WHIP
55 Roberto Hernandez, R ERA: 5.12	(1, 1)	7.0	L	30	7	4	3	6	2	0	0	0	0	0	70	110	3.86	1.286
38 Joe Smith, R ERA: 1.72	(8, 1)	1.0		3	0	0	0	1	0	0	0	0	0	0	6	11	0.00	0.000
49 Tony Sipp, L ERA: 2.74	(9, 1)	1.0		4	1	0	0	1	0	0	0	0	0	0	8	12	0.00	1.000

PITCHER		IP	WLS	BF	H	R	ER	SO	BB	IBB	HBP	BLK	WP	HR	S	P	ERA	WHIP

Detroit Tigers @ Cleveland Indians

Progressive Field, Cleveland, OH

Thu Aug 11 2011, 7:09 PM - 9:54 PM EDT

Att. 30,988 - Clear - 75 F

livebaseballscorecards.com

BOTTOM

Batter	1	2	3	4	5	6	7	8	9	AB	R	H	RBI	BB	SO	LOB
12 Ezequiel Carrera, L (1, 8) OBP: 0.273, SLG: 0.268	X FF 91 0-0 ① L7		B CH 86 X FF 96 1-0 ② P2		B CH 87 C FF 95 1 SAFE B FF 94 B FF 96 C FF 95 S CH 87 3-3 ② K 1-2			S CH 83 C FF 94 F FF 94 S CH 85 0-3 ① K		4	0	0	0	0	2	2
22 Jason Kipnis, L (1, 4) OBP: 0.352, SLG: 0.625	C FF 92 X FF 93 0-1 ② F7		B FF 94 B CH 87 S CH 88 B FF 96 C FF 95 B FF 98 4-2 13 2B BB 1-2		F FF 96 F FF 90 D CU 82 S CU 81 1-3 ③ K			C FF 94 B CH 84 B CH 85 F CH 84 S FF 96 2-3 ② K		3	1	0	0	1	2	1
13 Asdrúbal Cabrera, S (1, 6) OBP: 0.349, SLG: 0.487	S FF 92 S CH 87 B FF 96 B FF 95 S FF 96 2-3 ③ K		B FF 97 C CH 88 C CU 81 X CU 82 1-2 1-H 2-H 2B			B FF 92 S FF 93 F CU 77 B CH 86 B FF 95 C FF 93 3-3 ① K C FF 93 B CU 79 C CU 79 B FF 97 B FF 96 B FF 95 4-2 BB		F SI 95 B FF 94 X FF 96 1-1 ③ G3		4	0	1	2	0	2	0
48 Travis Hafner, L (1, 10) OBP: 0.376, SLG: 0.468		B FF 91 S CH 86 S CH 87 B FF 96 B FF 96 S CH 88 3-3 ① K	C FF 96 B CU 79 F FF 98 D CU 81 F FF 98 S FF 90 2-3 ③ K						C FF 92 B FF 93 F FF 94 C FF 95 1-3 ① K	3	0	0	0	1	3	1
41 Carlos Santana, S (1, 3) OBP: 0.353, SLG: 0.443		X FF 93 0-0 HR		B FF 93 C CH 87 C FF 94 F FF 95 B FF 96 F CH 88 X CH 86 2-2 ① G3-1		S CH 88 B CH 88 X FF 96 1-1 ② F8			B FF 94 X FF 93 1-0 ② P4	4	1	1	1	0	0	1
1 Kosuke Fukudome, L (1, 9) OBP: 0.358, SLG: 0.363		B FF 93 C FF 95 F FF 95 C CU 78 1-3 ② K		B CH 87 C CH 86 B CH 87 X FF 93 2-1 ② F7		C FF 94 B FF 95 F FF 93 B CH 88 C CU 79 2-3 ③ K			B FF 95 B FS 84 X FF 92 2-0 ③ G4-3	4	0	0	0	0	2	1
47 Shelley Duncan, R (1, 7) OBP: 0.290, SLG: 0.417		C FF 94 C FF 94 S SL 85 0-3 ③ K		X FF 95 0-0 ③ F8			B SL 83 C FF 93 C SL 84 C SL 88 1-3 ① K			3	0	0	0	0	2	0
8 Lonnie Chisenhall, L (1, 5) OBP: 0.286, SLG: 0.402			F FF 93 X FF 94 0-1 ① P4		B FF 91 F FF 93 F FF 94 B CU 79 B CU 78 X FF 94 3-2 6 FC9-6 1B		B FF 95 X CH 87 1-0 ② F9			3	0	1	0	0	0	0
6 Lou Marson, R (1, 2) OBP: 0.280, SLG: 0.315			C FF 92 C FF 94 B SL 86 B SL 86 B CU 80 F FF 97 B FF 96 4-2 22 BB 13 2B BB		1 SAFE 1 SAFE X FF 93 0-0 ① FC9-6 12 S 1-2f		C FF 92 C SL 84 B CU 80 X CU 80 1-2 ③ F9			2	1	0	0	1	0	1
Inning Stats	R: 0 E: 0 K: 1 S: 6 H: 0 LOB: 0 BB: 0 P: 8	R: 1 E: 0 K: 3 S: 10 H: 1 LOB: 0 BB: 0 P: 14	R: 2 E: 0 K: 1 S: 15 H: 1 LOB: 1 BB: 2 P: 27	R: 0 E: 0 K: 0 S: 8 H: 0 LOB: 0 BB: 0 P: 12	R: 0 E: 0 K: 2 S: 10 H: 1 LOB: 1 BB: 0 P: 17	R: 0 E: 0 K: 2 S: 10 H: 0 LOB: 1 BB: 1 P: 20	R: 0 E: 0 K: 1 S: 7 H: 0 LOB: 0 BB: 0 P: 10	R: 0 E: 0 K: 2 S: 9 H: 0 LOB: 0 BB: 0 P: 12	R: 0 E: 0 K: 1 S: 5 H: 0 LOB: 0 BB: 0 P: 9	1B: 1 2B: 1 3B: 0 HR: 1 SF: 0 SAC: 0 DP: 0 HBP: 0						

	AB	30
	R	3
	H	3
	RBI	3
	BB	3
	SO	13
	LOB	7

WP: 0 PB: 0 SB: 1 CS: 0 PA: 33

PITCHER		IP	WLS	BF	H	R	ER	SO	BB	IBB	HBP	BLK	WP	HR	S	P	ERA	WHIP
35 Justin Verlander, R ERA: 2.35	(1, 1)	7.0	W	27	3	3	3	10	3	0	0	0	0	1	66	108	3.86	0.857
53 Joaquín Benoit, R ERA: 4.09	(8, 1)	1.0	H	3	0	0	0	2	0	0	0	0	0	0	9	12	0.00	0.000
46 Jose Valverde, R ERA: 2.86	(9, 1)	1.0	S	3	0	0	0	1	0	0	0	0	0	0	5	9	0.00	0.000

PITCHER	IP	WLS	BF	H	R	ER	SO	BB	IBB	HBP	BLK	WP	HR	S	P	ERA	WHIP

Minnesota Twins @ Cleveland Indians

Progressive Field, Cleveland, OH

Fri Aug 12 2011, 7:06 PM - 9:38 PM EDT

Att. 31,364 - Partly Cloudy - 79 F

livebaseballscorecards.com

TOP

Batter	1	2	3	4	5	6	7	8	9	AB	R	H	RBI	BB	SO	LOB
2 Denard Span, L (1, 8) OBP: 0.332, SLG: 0.344	C FF 93 X SI 93 0-1 ① L5		B FF 90 B SI 93 F FF 91 1 SAFE X SI 92 2-1 ② F7			F SI 94 B SI 93 C SI 90 B FF 95 F FF 90 B FF 93 S FF 93 3-3 ③ K		C SL 86 F SL 86 B SL 87 X FF 88 1-2 ③ G6-3		4	0	0	0	0	1	3
12 Alexi Casilla, S (1, 4) OBP: 0.322, SLG: 0.368 20 Matt Tolbert, S (7, 4) OBP: 0.261, SLG: 0.285	B FF 93 B SI 92 F FF 93 X SI 95 2-1 ② G3		B SI 92 B SI 93 1 SAFE B SI 91 3-0 ③ CS 1-2	C SI 92 F SI 95 B SI 94 X SL 82 1-2 7 CS 1B			B SI 88 X SI 91 1-0 ① B5-3		B FF 94 C FF 93 B FF 94 B FF 93 C FF 94 X FF 94 3-2 ① F7	3 1	0 0	1 0	0 0	0 0	0 0	0 0
7 Joe Mauer, L (1, 2) OBP: 0.351, SLG: 0.344	C FF 94 B SI 94 X SI 95 1-1 ③ G5-3			C FF 92 B FF 91 B SI 92 X SI 92 2-1 ①② G4-3 1-2			C SI 93 B SI 89 B SI 92 C SI 91 X SI 92 2-2 ② F7		C FF 96 X SL 84 0-1 ② G6-3	4	0	0	0	0	0	1
33 Justin Morneau, L (1, 3) OBP: 0.277, SLG: 0.332		C SI 93 B SI 94 X SI 94 1-1 ① G4-3		F SI 93 S SI 95 X FF 94 0-2 ③ G4-3			B SI 91 X SI 92 1-0 ③ F7		X FF 94 0-0 ③ P5	4	0	0	0	0	0	0
16 Jason Kubel, L (1, 9) OBP: 0.358, SLG: 0.485		B SI 94 C SI 94 X SI 92 1-1 ② G4-3			C SI 93 B SI 94 B FF 94 F FF 91 B SI 93 F SI 95 F SI 94 X SI 95 3-2 ① F8			B SI 91 C SL 79 F SI 92 C SI 93 1-3 ① K		3	0	0	0	0	1	0
25 Jim Thome, L (1, 10) OBP: 0.354, SLG: 0.466 21 Delmon Young, R (8, PR) OBP: 0.304, SLG: 0.358 (8, 10)		C SI 94 B SI 95 F SI 94 B SI 94 B FF 96 S SI 93 3-3 ③ K			X SI 93 0-0 ② G4-3			B SI 94 C SI 92 B SI 93 F FF 93 B SI 94 B FF 92 4-2 22 1B 11 FC4-2-5 BB		2 0	0 0	0 0	0 0	1 0	1 0	0 0
22 Danny Valencia, R (1, 5) OBP: 0.291, SLG: 0.385			B FF 95 S SI 93 T SI 94 X SI 95 1-2 11 FC4-6 1B		C SI 94 B SL 84 S SL 84 F FF 96 B SL 85 F SI 92 B FF 96 F SI 95 F SI 93 3-3 ③ K			B SI 90 1 SAFE C SL 79 F SI 91 B SL 82 B SL 81 X SI 92 3-2 11 FC4-2-5 1 1B 1-3 1B		3	1	2	0	0	1	0
11 Ben Revere, L (1, 7) OBP: 0.294, SLG: 0.285			B FF 91 X SI 92 1-0 ① FC4-6 1 E 1 1 S 1 1B 1-2f			B SI 90 C FF 92 X FF 93 1-1 ① G4-3		B SI 92 C SI 91 X SI 92 1-1 ② FC4-2-5 1 1B 1-2 3-H		3	1	0	0	0	0	3
1 Tsuyoshi Nishioka, S (1, 6) OBP: 0.268, SLG: 0.251			C FF 92 X FF 96 0-1 12 CS 1-H 1B			B SI 93 F FF 93 C SI 92 X FF 94 1-2 ② G1-3		B SI 94 B FF 92 C SI 91 X SI 93 2-1 1-3 2-H 1B		3	0	2	2	0	0	0
Inning Stats	R: 0 H: 0 E: 0 LOB: 0 K: 0 BB: 0 S: 6 P: 9	R: 0 H: 0 E: 0 LOB: 0 K: 1 BB: 0 S: 7 P: 12	R: 1 H: 2 E: 0 LOB: 0 K: 0 BB: 0 S: 8 P: 15	R: 0 H: 1 E: 0 LOB: 0 K: 0 BB: 0 S: 8 P: 11	R: 0 H: 0 E: 0 LOB: 0 K: 1 BB: 0 S: 17 P: 23	R: 0 H: 0 E: 0 LOB: 0 K: 1 BB: 0 S: 9 P: 14	R: 0 H: 0 E: 0 LOB: 0 K: 0 BB: 0 S: 5 P: 9	R: 1 H: 2 E: 0 LOB: 2 K: 1 BB: 1 S: 15 P: 27	R: 0 H: 0 E: 0 LOB: 0 K: 0 BB: 0 S: 6 P: 9	1B: 5 SF: 0 2B: 0 SAC: 0 3B: 0 DP: 0 HR: 0 HBP: 0					WP: 0 PA: 32 PB: 0 SB: 1 CS: 2	

	AB	30
	R	2
	H	5
	RBI	2
	BB	1
	SO	4
	LOB	7

PITCHER		IP	WLS	BF	H	R	ER	SO	BB	IBB	HBP	BLK	WP	HR	S	P	ERA	WHIP
63 Justin Masterson, R ERA: 2.69	(1, 1)	7.2		27	5	2	2	4	1	0	0	0	0	0	72	116	2.35	0.783
53 Rafael Perez, L ERA: 2.28	(8, 1)	0.1	W	1	0	0	0	0	0	0	0	0	0	0	3	4	0.00	0.000
54 Chris Perez, R ERA: 3.38	(9, 1)	1.0	S	3	0	0	0	0	0	0	0	0	0	0	6	9	0.00	0.000

PITCHER		IP	WLS	BF	H	R	ER	SO	BB	IBB	HBP	BLK	WP	HR	S	P	ERA	WHIP

Batter	1	2	3	4	5	6	7	8	9	AB	R	H	RBI	BB	SO	LOB
17 Shin-Soo Choo, L (1, 9) OBP: 0.332, SLG: 0.352	C SI 88 F FF 90 B SL 85 B SI 90 F SI 90 X SI 90 2-2 ① L7		1 SAFE C CH 80 X SI 90 0-1 ③ F8			1 SAFE 1 SAFE X SI 90 0-0 13 FC3-6 22 FC6-5 48 E 1-2 1B	C SI 88 F SI 87 F SI 88 S CH 80 0-3 ② K			4	1	1	0	0	1	4
22 Jason Kipnis, L (1, 4) OBP: 0.347, SLG: 0.603	C SI 90 X FS 82 0-1 13 G4-6-3 1B			B SI 89 F SI 89 X CH 80 1-1 ① G3-1		L SI 89 B SI 89 X SI 89 1-1 ① FC6-5 13 FC3-6 1-2 2-3f	X CH 80 0-0 ③ G3-1			4	0	1	0	0	0	5
13 Asdrúbal Cabrera, S (1, 6) OBP: 0.348, SLG: 0.485	X SI 88 0-0 ② ③ G4-6-3 1-2f			B FF 88 C SI 89 F SI 89 X SI 89 1-2 48 G3-6-3 1B		X SI 88 0-0 ② FC3-6 48 E 1-2f 2-3		C SL 81 B SI 89 F SI 89 X CH 84 1-2 ① F8		4	0	1	0	0	0	3
48 Travis Hafner, L (1, 10) OBP: 0.375, SLG: 0.465 23 Michael Brantley, L (8, PR) OBP: 0.323, SLG: 0.390 (9, 10)		B SI 88 C SI 90 B CH 84 S CH 81 B CH 81 X SI 90 3-2 ① G6-3			X SI 90 0-0 ② ③ G3-6-3 1-2f	S CH 80 B CH 79 C SI 90 X CH 80 1-2 E6 1-2 3-H		C SI 90 S CH 80 B CH 84 F SL 85 F SI 89 F CH 80 B SI 91 F FS 85 X SI 92 2-2 41 2B 1B		4 0	0 1	1 0	0 0	0 0	0 0	2 0
41 Carlos Santana, S (1, 2) OBP: 0.354, SLG: 0.446		C CH 83 C SI 90 B SI 85 S SI 90 1-3 ② K			S CH 80 S CH 79 B SI 88 B CH 80 X SI 90 2-2 1 G5-3 1B	X SI 89 0-0 ③ G3		C SI 93 B FF 94 B FF 94 X FF 94 2-1 1 G4-3 7 2B 1-H 2B		4	1	2	1	0	1	2
1 Kosuke Fukudome, L (1, 8) OBP: 0.357, SLG: 0.362		C SI 90 C SI 90 X SI 86 0-2 ③ F9			F SI 90 B SI 89 X CH 81 1-1 ① G5-3 1-2		B CH 78 B SI 89 X SI 89 2-0 12 1B 8 1B 1B	X SL 84 0-0 ② G4-3 2-3		4	0	1	0	0	0	3
7 Matt LaPorta, R (1, 3) OBP: 0.295, SLG: 0.412			C SI 89 B FS 84 F SI 89 S CH 84 1-3 ① K		C SI 88 S FS 84 X FS 84 0-2 ② G5-3		1 SAFE 1 SAFE S SI 90 F SI 89 B CH 78 S SI 89 1-3 ① K	X FF 94 0-0 3-H 2B		4	0	1	1	0	2	2
8 Lonnie Chisenhall, L (1, 5) OBP: 0.287, SLG: 0.400 47 Shelley Duncan, R (8, PH) OBP: 0.296, SLG: 0.417 9 Jack Hannahan, L (9, 5) OBP: 0.302, SLG: 0.332			B SI 88 X SI 89 1-0 ② F8		D CH 81 F CH 81 C SI 89 B SI 89 F CH 85 X SI 90 2-2 ③ F9		F SI 88 1 SAFE F SI 90 X CH 80 0-2 12 1B 1-2 1B	I IN 65 I IN 65 I IN 68 I IN 66 4-0 IBB		3 0 0	0 0 0	1 0 0	0 0 0	0 1 0	1 0 0
12 Ezequiel Carrera, L (1, 7) OBP: 0.293, SLG: 0.291			C SL 82 C SI 89 F SI 89 F CH 82 F CH 84 B FS 84 X SI 91 1-2 1B			L CH 82 B SL 81 X SI 91 1-1 22 FC6-5 17 1B 1B	F SL 81 X CH 79 0-1 1-2 2-3 1B	S SL 83 S SL 83 S SL 82 0-3 ③ K		4	0	3	0	0	1	2
Inning Stats	R: 0 E: 0 K: 0 S: 7 H: 1 LOB: 0 BB: 0 P: 9	R: 0 E: 0 K: 1 S: 9 H: 0 LOB: 0 BB: 0 P: 13	R: 0 E: 0 K: 1 S: 12 H: 1 LOB: 1 BB: 0 P: 15	R: 0 E: 0 K: 0 S: 6 H: 1 LOB: 0 BB: 0 P: 8	R: 0 E: 0 K: 0 S: 12 H: 1 LOB: 1 BB: 0 P: 17	R: 1 E: 1 K: 0 S: 10 H: 2 LOB: 2 BB: 0 P: 13	R: 0 E: 0 K: 2 S: 14 H: 3 LOB: 3 BB: 0 P: 17	R: 2 E: 0 K: 1 S: 17 H: 3 LOB: 2 BB: 1 P: 26		1B: 10 2B: 2 3B: 0 HR: 0 SF: 0 SAC: 0 DP: 2 HBP: 0						

PITCHER		IP	WLS	BF	H	R	ER	SO	BB	IBB	HBP	BLK	WP	HR	S	P	ERA	WHIP
48 Carl Pavano, R ERA: 4.55	(1, 1)	7.1		31	10	2	1	4	0	0	0	0	0	0	80	105	1.23	1.364
15 Glen Perkins, L ERA: 2.28	(8, 1)	0.2	L	5	2	1	1	1	0	1	0	0	0	0	7	13	13.50	3.000

PITCHER	IP	WLS	BF	H	R	ER	SO	BB	IBB	HBP	BLK	WP	HR	S	P	ERA	WHIP

BOTTOM

Minnesota Twins @ Cleveland Indians

Progressive Field, Cleveland, OH

Fri Aug 12 2011, 7:06 PM - 9:38 PM EDT

Att. 31,364 - Partly Cloudy - 79 F

livebaseballscorecards.com

AB	35
R	3
H	12
RBI	2
BB	1
SO	5
LOB	24

Batter	1	2	3	4	5	6	7	8	9	AB	R	H	RBI	BB	SO	LOB
2 Denard Span, L (1, 8) OBP: 0.331, SLG: 0.342	C FC 87 X 0-1 G3		X FF 87 0-0 G4-3			L FF 87 B FC 84 X FF 88 1-1 1B		B FF 90 C FF 89 S FF 90 B SL 81 X FF 92 2-2 G6-3		4	0	1	0	0	0	1
20 Matt Tolbert, S (1, 4) OBP: 0.256, SLG: 0.278	C FF 88 B F CH 82 B CU 69 X CH 80 2-2 F7			C FF 86 B FF 85 X CH 80 1-1 G5-3		X CH 83 0-0 F9		B FF 91 X FF 91 1-0 F9		4	0	0	0	0	0	1
7 Joe Mauer, L (1, 2) OBP: 0.350, SLG: 0.342	C FF 90 F FF 87 X CU 71 0-2 G4-3			B CU 70 B FC 86 X FF 88 2-0 33 FC1-6 1B		1 SAFE C FC 84 1 SAFE F FF 88 B FC 84 X CU 72 1-2 F9		C FF 91 F SL 82 X FF 91 0-2 G1-3		4	0	1	0	0	0	1
33 Justin Morneau, L (1, 3) OBP: 0.276, SLG: 0.335		B FC 85 F CH 80 C FC 88 X CU 70 1-2 P3		B CH 79 1 SAFE F FF 85 B CH 79 F FF 87 B CU 72 F FC 85 X FF 88 3-2 FC1-6 1-2f			X CH 80 0-0 21 1B 2B		B FF 94 B FF 94 C FF 93 X FF 93 2-1 L8	4	1	1	0	0	0	1
16 Jason Kubel, L (1, 9) OBP: 0.353, SLG: 0.478		B FF 87 X CH 81 1-0 G3		B FF 85 C FF 88 C CU 72 S CU 72 1-3 K2-3			X FC 84 0-0 P6		B FF 94 C FF 94 B FF 94 B FF 94 F FF 94 X FF 94 3-2 G1-3	4	0	0	0	0	1	2
25 Jim Thome, L (1, 10) OBP: 0.352, SLG: 0.459		B FC 88 F FC 88 C FC 86 F FF 89 B CU 71 F FF 90 B CU 72 F CH 80 X FC 88 3-2 P4			B FC 84 C FF 88 X FC 85 1-1 F8		B FC 83 B FC 83 C CH 80 T FC 84 B FF 88 B FC 82 4-2 21 1B BB		C FF 93 C SL 83 C SL 84 0-3	3	0	0	0	1	1	0
22 Danny Valencia, R (1, 5) OBP: 0.289, SLG: 0.382			C FC 83 B CU 70 F FF 88 F FC 85 F FC 86 B FF 88 B FC 84 S FC 85 3-3 K		X FC 86 0-0 G6-3		C SL 81 B SI 90 F SL 81 X FF 90 1-2 F9			3	0	0	0	0	1	2
21 Delmon Young, R (1, 7) OBP: 0.305, SLG: 0.357			B CU 73 F FC 88 X FC 84 1-1 G5-3		C FC 84 F FF 87 B FF 86 F CU 74 X FC 85 1-2 G4-3		C SL 82 B FF 91 B SL 80 C SI 90 X FF 90 2-2 1-3 2-H 1B			3	0	1	1	0	0	0
1 Tsuyoshi Nishioka, S (1, 6) OBP: 0.269, SLG: 0.253			C FF 88 X CH 80 0-1 1B			C FC 85 B CU 71 X CH 83 1-1 G5-3	S FF 84 S SL 87 S SL 86 0-3 K			3	0	1	0	0	1	2
Inning Stats	R: 0 E: 0 K: 0 S: 8 H: 0 LOB: 0 BB: 0 P: 10	R: 0 E: 0 K: 0 S: 10 H: 0 LOB: 0 BB: 0 P: 15	R: 0 E: 0 K: 1 S: 10 H: 1 LOB: 1 BB: 0 P: 14	R: 0 E: 0 K: 1 S: 10 H: 1 LOB: 1 BB: 0 P: 17	R: 0 E: 0 K: 0 S: 7 H: 0 LOB: 0 BB: 0 P: 9	R: 0 E: 0 K: 0 S: 8 H: 1 LOB: 1 BB: 0 P: 11	R: 1 E: 0 K: 1 S: 13 H: 2 LOB: 2 BB: 1 P: 20	R: 0 E: 0 K: 0 S: 7 H: 0 LOB: 0 BB: 0 P: 10	R: 0 E: 0 K: 1 S: 8 H: 0 LOB: 0 BB: 0 P: 13	1B: 4 2B: 1 3B: 0 HR: 0 SF: 0 SAC: 0 DP: 0 HBP: 0						

TOP

Minnesota Twins @ Cleveland Indians

Progressive Field, Cleveland, OH

Sat Aug 13 2011, 7:07 PM - 9:40 PM EDT

Att. 30,619 - Clear - 80 F

livebaseballscorecards.com

AB	32
R	1
H	5
RBI	1
BB	1
SO	4
LOB	10

PITCHER		IP	WLS	BF	H	R	ER	SO	BB	IBB	HBP	BLK	WP	HR	S	P	ERA	WHIP
43 Josh Tomlin, R ERA: 3.97	(1, 1)	6.1	W	24	4	1	1	2	1	0	0	0	0	0	57	84	1.42	0.789
38 Joe Smith, R ERA: 1.71	(7, 1)	0.1	H	2	1	0	0	0	0	0	0	0	0	0	6	9	0.00	3.000
53 Rafael Perez, L ERA: 2.27	(7, 1)	0.1	H	1	0	0	0	1	0	0	0	0	0	0	3	3	0.00	0.000
49 Tony Sipp, L ERA: 2.68	(8, 1)	1.0	H	3	0	0	0	0	0	0	0	0	0	0	7	10	0.00	0.000
54 Chris Perez, R ERA: 3.3	(9, 1)	1.0	S	3	0	0	0	1	0	0	0	0	0	0	8	13	0.00	0.000

PITCHER	IP	WLS	BF	H	R	ER	SO	BB	IBB	HBP	BLK	WP	HR	S	P	ERA	WHIP

WP: 0 PB: 0 SB: 0 CS: 0 PA: 33

BOTTOM

Minnesota Twins @ Cleveland Indians

Progressive Field, Cleveland, OH

Sat Aug 13 2011, 7:07 PM - 9:40 PM EDT

Att. 30,619 - Clear - 80 F

Batter	1	2	3	4	5	6	7	8	9	AB	R	H	RBI	BB	SO	LOB
17 Shin-Soo Choo, L (1, 9) OBP: 0.331, SLG: 0.348	B SI 90 B SL 81 C FF 90 X SL 82 2-1 ① P4		B SI 90 B SI 89 B SL 81 B SI 90 4-0 16 1B 13 HR BB		F SI 90 B SL 84 X CU 71 1-1 ① P4		C CU 71 F SL 82 S SL 84 0-3 ② K			3	1	0	0	1	1	0
16 Jason Donald, R (1, 4) OBP: 0.316, SLG: 0.444	X SI 91 0-0 E4 41 PB		1 SAFE L SI 90 X SI 92 0-1 13 HR 1-2 1B		C SI 91 F SL 84 F SL 85 B CU 73 S CU 75 1-3 ② K		B FF 91 B CH 83 F SI 91 X SI 92 2-1 3B			4	1	2	0	0	1	0
13 Asdrúbal Cabrera, S (1, 6) OBP: 0.351, SLG: 0.492	C SI 92 B SI 90 F SI 92 F SI 92 F CH 85 1 SAFE F SI 92 S SL 84 1-3 ② K		B SI 92 X CH 85 1-0 1-H 2-H HR		F SI 90 X CU 73 0-1 41 FC6-4 1B		I IN 62 I I IN 60 I 4-0 41 S IBB			3	1	2	3	1	1	1
41 Carlos Santana, S (1, 2) OBP: 0.351, SLG: 0.442	B SI 91 B CH 86 C CH 84 B SI 92 S CH 85 X SL 84 3-2 ③ P6 1-2		B CH 85 C SL 84 X FF 92 1-1 ① F9		S SL 84 D SI 92 C SI 91 B CU 75 X SL 84 2-2 ③ FC6-4 1-2f		C SI 94 S SL 87 B FF 95 B FF 95 S CU 80 2-3 ③ K 1-2			4	0	0	0	0	1	4
47 Shelley Duncan, R (1, 10) OBP: 0.297, SLG: 0.415 8 Lonnie Chisenhall, L (8, PH) OBP: 0.284, SLG: 0.396 (9, 10)		B SI 92 C CH 85 C FF 92 C SI 93 1-3 ① K	S SI 92 B FF 93 C CU 75 S SL 85 1-3 ② K			F CU 74 X SI 92 0-1 1 SH2-3 1B		B FF 90 B SL 83 X SI 90 2-0 ① F7		3 1	0 0	1 0	0 0	0 0	2 0	0 0
1 Kosuke Fukudome, L (1, 8) OBP: 0.359, SLG: 0.364		C SI 91 B CU 72 C SI 93 B SL 84 S SL 84 2-3 ② K	F CU 74 B SL 85 C SL 84 B FF 93 X SL 83 2-2 7 CS 1B			X SI 91 0-0 ① SH2-3 1-2		C SL 82 C FF 91 X SI 91 0-2 1B		3	0	2	0	0	1	0
7 Matt LaPorta, R (1, 3) OBP: 0.297, SLG: 0.413		C CU 75 S CH 85 B SL 86 B CH 84 F SI 93 X SI 93 2-2 9 1B 1B	B SI 92 S SI 92 1 SAFE S SI 92 1-2 ③ CS 1-2			C FF 92 C SI 92 D SL 85 S SL 86 1-3 ② K		F SI 92 C SI 92 B FF 92 X SL 81 1-2 ② F8		4	0	2	0	0	1	2
9 Jack Hannahan, L (1, 5) OBP: 0.301, SLG: 0.331		B SI 92 B SI 92 X SI 90 2-0 1-2 1B		C SI 90 F SI 92 X SL 84 0-2 ① ② G4-6-3 1-2f		S SL 84 B SI 91 F SI 92 C SI 93 1-3 ③ K		C SI 93 1 SAFE 1 SAFE S SL 89 B FF 94 S FF 93 1-3 ③ K		4	0	1	0	0	2	3
12 Ezequiel Carrera, L (1, 7) OBP: 0.284, SLG: 0.281		C SL 83 F SL 84 X SL 86 0-2 ③ G6-3		S SI 91 C CU 76 S FF 93 0-3 ③ K			X SL 80 0-0 ① B1-4			3	0	0	0	0	1	2

	AB	32
	R	3
	H	10
	RBI	3
	BB	2
	SO	11
	LOB	12

Inning Stats																		
	R: 0	H: 0	R: 0	H: 2	R: 3	H: 3	R: 0	H: 1	R: 0	H: 1	R: 0	H: 1	R: 0	H: 1	1B: 8	SF: 0	WP: 0	PA: 36
	E: 1	LOB: 1	E: 0	LOB: 2	E: 0	LOB: 0	E: 0	LOB: 0	E: 0	LOB: 1	E: 0	LOB: 1	E: 0	LOB: 2	2B: 0	SAC: 1	PB: 1	
	K: 1	BB: 0	K: 2	BB: 0	K: 1	BB: 1	K: 1	BB: 0	K: 1	BB: 0	K: 2	BB: 1	K: 1	BB: 0	3B: 1	DP: 1	SB: 1	
	S: 12	P: 18	S: 14	P: 21	S: 13	P: 23	S: 9	P: 11	S: 11	P: 15	S: 9	P: 11	S: 9	P: 17	HR: 1	HBP: 0	CS: 1	

PITCHER		IP	WLS	BF	H	R	ER	SO	BB	IBB	HBP	BLK	WP	HR	S	P	ERA	WHIP
52 Brian Duensing, L ERA: 4.53	(1, 1)	6.2	L	30	9	3	3	9	1	1	0	0	0	1	74	111	4.05	1.500
31 Alex Burnett, R ERA: 5.63	(7, 1)	0.1		1	0	0	0	1	0	0	0	0	0	0	3	5	0.00	0.000
54 Phil Dumatrait, L ERA: 3.81	(8, 1)	0.1		2	1	0	0	0	0	0	0	0	0	0	4	6	0.00	3.000
55 Matt Capps, R ERA: 4.41	(8, 1)	0.2		2	0	0	0	1	0	0	0	0	0	0	6	8	0.00	0.000

PITCHER	IP	WLS	BF	H	R	ER	SO	BB	IBB	HBP	BLK	WP	HR	S	P	ERA	WHIP

livebaseballscorecards.com

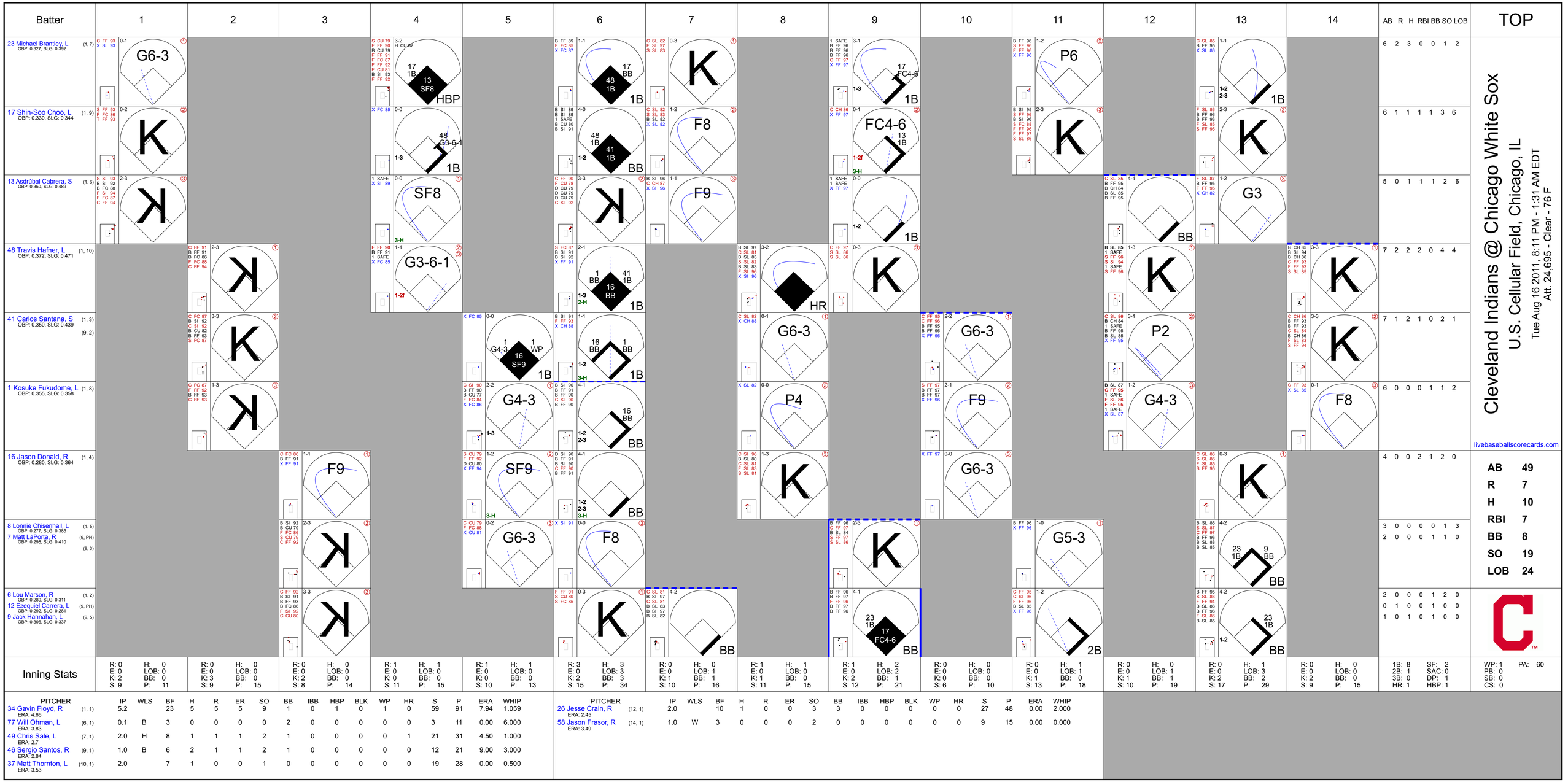
Batter
1
2
3
4
5
6
7
8
9
10
11
12
13
14
AB R H RBI BB SO LOB
TOP
23 Michael Brantley, L (1, 7)
OBP: 0.327, SLG: 0.392
G6-3
6 2 3 0 0 1 2
17 Shin-Soo Choo, L (1, 9)
OBP: 0.330, SLG: 0.344
HBP
F8
FC4-6
P6
6 1 1 1 1 3 6
13 Asdrúbal Cabrera, S (1, 6)
OBP: 0.350, SLG: 0.489
SF8
F9
G3
5 0 1 1 1 2 6
48 Travis Hafner, L (1, 10)
OBP: 0.372, SLG: 0.471
G3-6-1
HR
7 2 2 2 0 4 4
41 Carlos Santana, S (1, 3) (9, 2)
OBP: 0.350, SLG: 0.439
P2
7 1 2 1 0 2 1
1 Kosuke Fukudome, L (1, 8)
OBP: 0.355, SLG: 0.358
G4-3
P4
6 0 0 0 1 1 2
16 Jason Donald, R (1, 4)
OBP: 0.280, SLG: 0.364
SF9
4 0 0 2 1 2 0
8 Lonnie Chisenhall, L (1, 5)
OBP: 0.277, SLG: 0.385
7 Matt LaPorta, R (9, PH) (9, 3)
OBP: 0.298, SLG: 0.410
G5-3
3 0 0 0 0 1 3
2 0 0 0 1 1 0
6 Lou Marson, R (1, 2)
OBP: 0.280, SLG: 0.311
12 Ezequiel Carrera, L (9, PH)
OBP: 0.292, SLG: 0.281
9 Jack Hannahan, L (9, 5)
OBP: 0.306, SLG: 0.337
2 0 0 0 1 2 0
0 1 0 0 1 0 0
1 0 1 1 0 1 0 0
Cleveland Indians @ Chicago White Sox
U.S. Cellular Field, Chicago, IL
Tue Aug 16 2011, 8:11 PM - 1:31 AM EDT
Att. 24,695 - Clear - 76 F
livebaseballscorecards.com
AB 49
R 7
H 10
RBI 7
BB 8
SO 19
LOB 24
Inning Stats
R: 0 E: 0 K: 2 S: 9
H: 0 LOB: 0 BB: 0 P: 11
R: 0 E: 0 K: 3 S: 9
H: 0 LOB: 0 BB: 0 P: 15
R: 0 E: 0 K: 2 S: 8
H: 0 LOB: 0 BB: 0 P: 14
R: 1 E: 0 K: 0 S: 11
H: 1 LOB: 0 BB: 0 P: 15
R: 1 E: 0 K: 0 S: 10
H: 1 LOB: 0 BB: 0 P: 13
R: 3 E: 0 K: 2 S: 15
H: 3 LOB: 3 BB: 3 P: 34
R: 0 E: 0 K: 1 S: 10
H: 0 LOB: 1 BB: 1 P: 16
R: 1 E: 0 K: 1 S: 11
H: 1 LOB: 0 BB: 0 P: 15
R: 1 E: 0 K: 2 S: 12
H: 2 LOB: 2 BB: 1 P: 21
R: 0 E: 0 K: 0 S: 6
H: 0 LOB: 0 BB: 0 P: 10
R: 0 E: 0 K: 1 S: 13
H: 1 LOB: 1 BB: 0 P: 18
R: 0 E: 0 K: 1 S: 10
H: 0 LOB: 1 BB: 1 P: 19
R: 0 E: 0 K: 2 S: 17
H: 1 LOB: 3 BB: 2 P: 29
R: 0 E: 0 K: 2 S: 9
H: 0 LOB: 0 BB: 0 P: 15
1B: 8 2B: 1 3B: 0 HR: 1
SF: 2 SAC: 0 DP: 1 HBP: 1
WP: 1 PB: 0 SB: 0 CS: 0
PA: 60
PITCHER IP WLS BF H R ER SO BB IBB HBP BLK WP HR S P ERA WHIP
34 Gavin Floyd, R (1, 1) ERA: 4.66 5.2 23 5 5 5 9 1 0 1 0 1 0 59 91 7.94 1.059
77 Will Ohman, L (6, 1) ERA: 3.83 0.1 B 3 0 0 0 0 2 0 0 0 0 0 3 11 0.00 6.000
49 Chris Sale, L (7, 1) ERA: 2.7 2.0 H 8 1 1 1 2 1 0 0 0 0 1 21 31 4.50 1.000
46 Sergio Santos, R (9, 1) ERA: 2.84 1.0 B 6 2 1 1 2 1 0 0 0 0 0 12 21 9.00 3.000
37 Matt Thornton, L (10, 1) ERA: 3.53 2.0 7 1 0 0 1 0 0 0 0 0 0 19 28 0.00 0.500
PITCHER IP WLS BF H R ER SO BB IBB HBP BLK WP HR S P ERA WHIP
26 Jesse Crain, R (12, 1) ERA: 2.45 2.0 10 1 0 0 3 3 0 0 0 0 0 27 48 0.00 2.000
58 Jason Frasor, R (14, 1) ERA: 3.49 1.0 W 3 0 0 0 2 0 0 0 0 0 0 9 15 0.00 0.000

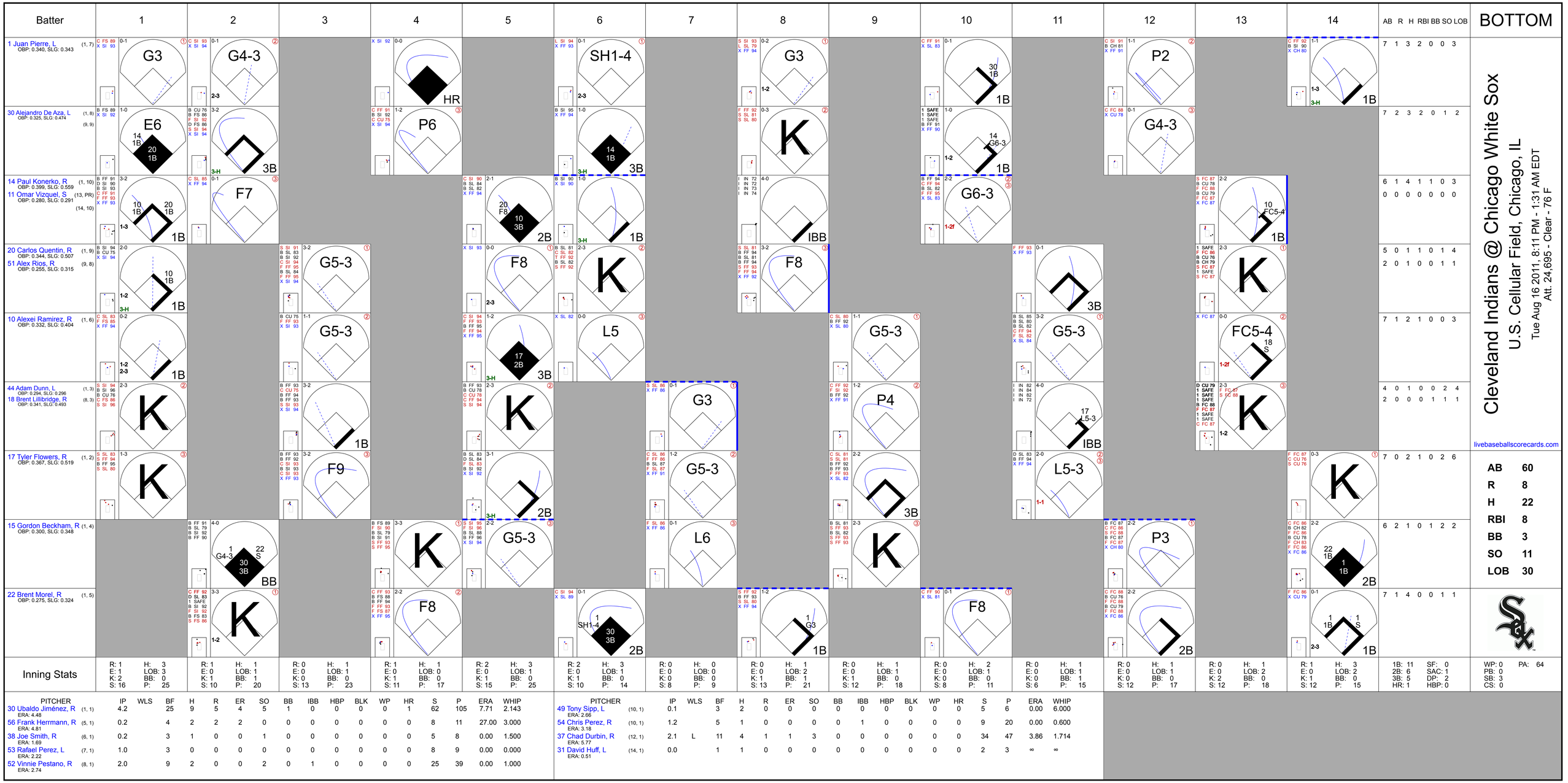

PITCHER		IP	WLS	BF	H	R	ER	SO	BB	IBB	HBP	BLK	WP	HR	S	P	ERA	WHIP
30 Ubaldo Jiménez, R	(1, 1)	4.2		25	9	5	4	5	1	0	0	0	0	1	62	105	7.71	2.143
ERA: 4.48																		
56 Frank Herrmann, R	(5, 1)	0.2		4	2	2	2	0	0	0	0	0	0	0	8	11	27.00	3.000
ERA: 4.81																		
38 Joe Smith, R	(6, 1)	0.2		3	1	0	0	1	0	0	0	0	0	0	5	8	0.00	1.500
ERA: 1.69																		
53 Rafael Perez, L	(7, 1)	1.0		3	0	0	0	0	0	0	0	0	0	0	8	9	0.00	0.000
ERA: 2.22																		
52 Vinnie Pestano, R	(8, 1)	2.0		9	2	0	0	2	0	1	0	0	0	0	25	39	0.00	1.000
ERA: 2.74																		

PITCHER		IP	WLS	BF	H	R	ER	SO	BB	IBB	HBP	BLK	WP	HR	S	P	ERA	WHIP
49 Tony Sipp, L	(10, 1)	0.1		3	2	0	0	0	0	0	0	0	0	0	5	6	0.00	6.000
ERA: 2.66																		
54 Chris Perez, R	(10, 1)	1.2		5	1	0	0	0	0	1	0	0	0	0	9	20	0.00	0.600
ERA: 3.18																		
37 Chad Durbin, R	(12, 1)	2.1	L	11	4	1	1	3	0	0	0	0	0	0	34	47	3.86	1.714
ERA: 5.77																		
31 David Huff, L	(14, 1)	0.0		1	1	0	0	0	0	0	0	0	0	0	2	3	∞	∞
ERA: 0.51																		

Cleveland Indians @ Chicago White Sox

U.S. Cellular Field, Chicago, IL

Wed Aug 17 2011, 8:10 PM - 10:55 PM EDT

Att. 25,029 - Cloudy - 83 F

livebaseballscorecards.com

Batter	1	2	3	4	5	6	7	8	9	AB	R	H	RBI	BB	SO	LOB
23 Michael Brantley, L (1, 7) OBP: 0.326, SLG: 0.389	C FF 86 B FC 81 X FF 83 1-1 L8		C FF 81 B FF 86 B CU 74 X FC 83 2-1 G4-3		C FF 86 S SI 85 X CU 75 0-2 G3-1		L SI 86 1 SAFE X CU 74 0-1 17 1B 13 SF8 1-2 1B		C FF 89 F SL 74 B FF 91 F SL 81 F FF 92 F CH 84 S SL 82 1-3 K	5	1	1	0	0	1	0
17 Shin-Soo Choo, L (1, 9) OBP: 0.334, SLG: 0.349	B FF 86 X FF 83 1-0 F8		B CH 80 B FC 82 C FC 83 F FF 87 F CU 74 F SI 88 X FF 84 2-2 13 F7 1B		X SI 86 0-0 13 G6-4-3 1B		C FF 87 D FF 84 X FC 81 1-1 41 CS 1-3 2-H 1B		B SL 81 S FF 92 B SL 84 B SL 82 F FF 91 S FF 92 3-3 K	5	0	3	1	0	1	0
13 Asdrúbal Cabrera, S (1, 6) OBP: 0.349, SLG: 0.487	B FF 87 X CH 80 1-0 48 1B 1B		1 SAFE F SI 86 B FF 88 1 SAFE X FF 84 1-1 F7 1-2		F SI 85 F CU 74 B FF 88 D CU 74 F FF 87 1 SAFE X FC 82 2-2 G6-4-3 1-2f		1 SAFE F CH 80 1 SAFE 1 SAFE F FF 85 X CU 72 0-2 SF8 3-H		F FF 91 B FF 93 B FF 93 B FF 91 C FF 90 F SL 82 S FF 94 3-3 K	4	0	1	1	0	1	2
48 Travis Hafner, L (1, 10) OBP: 0.371, SLG: 0.468	B FF 87 1 SAFE X SI 86 1-0 1-3 1B		D CU 76 B FF 82 C FF 83 S FF 84 C FF 84 2-3 K			F FF 85 S CU 74 B FF 88 X SI 86 1-2 G6-3	1 SAFE C FF 87 X SI 87 0-1 P6			4	0	1	0	0	1	2
41 Carlos Santana, S (1, 3) OBP: 0.351, SLG: 0.442	C SI 84 X CU 73 0-1 G6-3			B SI 85 B CH 79 C FC 83 X SI 83 2-1 F8		C FC 81 X SI 87 0-1 1 1B 2B	1 SAFE S CH 80 F FF 88 1 SAFE 0-2 CS 1-2	B SI 87 B CH 78 C FC 80 F FC 82 X FF 87 2-2 9 BB 1B		4	1	2	0	0	0	2
1 Kosuke Fukudome, L (1, 8) OBP: 0.357, SLG: 0.360		C FF 86 F CU 73 X SI 86 0-2 G6-3		B FF 88 C CH 79 B FC 82 X FC 82 2-1 16 BB 1B		X FF 83 0-0 2-H 1B		X SI 86 0-0 P5		4	0	2	1	0	0	1
16 Jason Donald, R (1, 4) OBP: 0.310, SLG: 0.400		B CH 79 B FC 83 X SI 85 2-0 9 1B 2B		C SI 85 1 SAFE B CU 71 1 SAFE B CH 80 C FF 82 B FF 86 B CH 80 4-2 1-2 BB		F SI 84 1 SAFE F FF 83 C FF 88 0-3 K		1 SAFE 1 SAFE B FF 88 1 SAFE C SL 82 B FF 89 1 SAFE F FF 91 C FF 91 2-3 K		3	1	1	0	1	2	2
9 Jack Hannahan, L (1, 5) OBP: 0.309, SLG: 0.337		C FF 87 X FC 83 0-1 6 G4-3-6-2 2-H 1B		B FF 88 X FC 82 1-0 F7		1 SAFE B FC 83 C FC 80 X CH 78 1-1 L8		B FF 90 B FF 92 C CH 83 B FF 88 B FF 91 4-1 1-2 BB		3	0	1	1	1	0	3
6 Lou Marson, R (1, 2) OBP: 0.280, SLG: 0.305		1 SAFE F SI 85 F CH 79 F CU 73 B FF 87 X FC 83 1-2 G4-3-6-2 1-2f		B FF 88 C FF 82 S CU 73 F FF 88 B FF 85 B CH 81 C FF 85 3-3 K			B FC 79 C FF 86 C FF 84 F CU 72 B FF 87 F FC 81 B SI 86 B FF 87 4-2 23 1B 17 1B BB	B FF 94 B SL 82 B FF 92 C FF 89 F FF 87 S FF 93 3-3 K		3	1	0	0	1	2	5

| Inning Stats | | |

Batter	1	2	3	4	5	6	7	8	9	AB	R	H	RBI	BB	SO	LOB
1 Juan Pierre, L (1, 7) OBP: 0.337, SLG: 0.340	C SI 93 F SI 94 B FF 93 F CH 86 X SI 95 1-2 ① G4-3		C CH 86 X SI 94 0-1 ② F8		C SI 94 B SI 93 X CH 86 1-1 ③ F7			C SI 92 F CH 89 X SI 95 0-2 ② G4-3		4	0	0	0	0	0	0
30 Alejandro De Aza, L (1, 8) OBP: 0.341, SLG: 0.500	B FF 93 X SI 94 1-0 14 G6-3 1B		C CH 88 S CH 87 B SI 94 B CH 86 F SI 95 F SI 94 B CH 86 X SI 94 3-2 2B			B CH 87 L SI 93 S CH 86 B CH 86 X SI 93 2-2 ① G3		C CH 86 X CH 88 0-1 ③ G6-3		4	0	2	0	0	0	0
14 Paul Konerko, R (1, 10) OBP: 0.398, SLG: 0.555	B SI 95 S SI 94 X SI 94 1-1 ② G6-3 1-2		I IN 70 I IN 70 I IN 70 I IN 68 4-0 IBB			C CH 86 C SL 84 B SI 93 F SI 95 S CH 87 1-3 ② K			S SI 92 S CH 88 B CH 88 B SI 92 B SI 94 F SI 92 S CH 85 3-3 ① K	3	0	0	0	1	2	1
20 Carlos Quentin, R (1, 9) OBP: 0.343, SLG: 0.504	B SI 95 F CH 86 X SI 94 1-1 ③ G5-3		B SL 87 B SI 94 F SI 94 F SI 94 S SI 94 2-3 ③ K			F SL 90 S SI 95 B SI 94 S CH 88 1-3 ③ K			C SI 94 F CH 88 B SI 94 B CH 87 F SI 93 B SI 94 F SI 93 B SI 94 4-2 44 BB BB	3	0	0	0	1	2	3
10 Alexei Ramirez, R (1, 6) OBP: 0.331, SLG: 0.410		B SI 93 C CH 85 S CH 86 X CH 84 1-2 HR		B SI 94 F SI 93 X SI 94 1-1 ① G4-3			C SI 91 F SI 94 B SI 94 X SL 86 1-2 ① G5-3		B FF 93 X FF 94 1-0 ② F8	4	1	1	1	0	0	1
44 Adam Dunn, L (1, 3) OBP: 0.296, SLG: 0.296		X SI 95 0-0 ① G3		B CH 87 C SI 94 B SI 94 C CH 87 F SI 95 F CH 87 X SI 94 2-2 ② G6-3			X SI 94 0-0 15 BB 1B		C FF 95 B FF 95 B FF 94 B FF 95 C FF 94 B FF 94 4-2 1-2 BB	3	0	1	0	1	0	0
15 Gordon Beckham, R (1, 4) OBP: 0.299, SLG: 0.345		B SI 95 B SI 94 X FF 93 2-0 ② P4		F SI 94 X SI 94 0-1 ③ G5-3			B SI 93 B SI 92 B SI 93 B SI 93 4-0 22 G4-6-3 1-2 BB		C SI 95 F SL 85 B SL 86 X FF 94 1-2 ③ G5-3	3	0	0	0	1	0	2
22 Brent Morel, R (1, 5) OBP: 0.272, SLG: 0.321		C FF 94 C SL 86 B SI 94 S SI 93 1-3 ③ K			B SI 93 C SI 93 C SI 93 B SI 94 X SI 93 2-2 ① G6-3		B SI 93 B SI 94 C SI 94 X SI 93 2-1 ②③ G4-6-3 1-2f			3	0	0	0	0	1	2
55 Donny Lucy, R (1, 2)			C SI 92 C SL 86 S SI 94 0-3 ① K		X SI 93 0-0 ② G6-3			B SI 92 F SI 91 X SI 92 1-1 ① G5-3		3	0	0	0	0	1	0
Inning Stats	R: 0 E: 0 K: 0 S: 9 H: 1 LOB: 1 BB: 0 P: 13	R: 1 E: 0 K: 1 S: 8 H: 1 LOB: 0 BB: 0 P: 12	R: 0 E: 0 K: 2 S: 13 H: 1 LOB: 2 BB: 1 P: 22	R: 0 E: 0 K: 0 S: 9 H: 0 LOB: 0 BB: 0 P: 12	R: 0 E: 0 K: 0 S: 6 H: 0 LOB: 0 BB: 0 P: 9	R: 0 E: 0 K: 2 S: 10 H: 0 LOB: 0 BB: 0 P: 14	R: 0 E: 0 K: 0 S: 6 H: 1 LOB: 1 BB: 1 P: 13	R: 0 E: 0 K: 0 S: 7 H: 0 LOB: 0 BB: 0 P: 8	R: 0 E: 0 K: 1 S: 14 H: 0 LOB: 2 BB: 2 P: 27	1B: 2 2B: 1 3B: 0 HR: 1	SF: 0 SAC: 0 DP: 1 HBP: 0	WP: 0 PB: 0 SB: 0 CS: 0	PA: 34				

PITCHER		IP	WLS	BF	H	R	ER	SO	BB	IBB	HBP	BLK	WP	HR	S	P	ERA	WHIP
55 Roberto Hernandez, R ERA: 4.89	(1, 1)	8.1	W	31	4	1	1	6	2	1	0	0	0	1	76	118	1.08	0.720
54 Chris Perez, R ERA: 3.13	(9, 1)	0.2	S	3	0	0	0	0	1	0	0	0	0	0	6	12	0.00	1.500

PITCHER	IP	WLS	BF	H	R	ER	SO	BB	IBB	HBP	BLK	WP	HR	S	P	ERA	WHIP

BOTTOM

Cleveland Indians @ Chicago White Sox

U.S. Cellular Field, Chicago, IL

Wed Aug 17 2011, 8:10 PM - 10:55 PM EDT

Att. 25,029 - Cloudy - 83 F

livebaseballscorecards.com

AB	30
R	1
H	4
RBI	1
BB	4
SO	6
LOB	9

Cleveland Indians @ Chicago White Sox

U.S. Cellular Field, Chicago, IL

Thu Aug 18 2011, 8:12 PM - 11:15 PM EDT

Att. 27,079 - Partly Cloudy - 73 F

TOP

livebaseballscorecards.com

Batter	1	2	3	4	5	6	7	8	9	AB	R	H	RBI	BB	SO	LOB
23 Michael Brantley, L (1, 7) OBP: 0.326, SLG: 0.390	C SI 93 B SI 93 B CH 85 X SI 92 2-1 F8 ①	C FF 91 X FF 92 0-1 F7 ③		X FF 90 0-0 1-3 2B		S FF 91 F SL 83 F SL 83 H FF 91 1-2 13 BB 1-2 HBP		C FF 96 B FF 96 X SI 96 1-1 G3 ③		4	0	1	0	0	0	3
16 Jason Donald, R (1, 4) OBP: 0.294, SLG: 0.345	C SI 93 F SI 93 B SL 86 S SI 94 1-3 K ②		C SL 80 B FF 88 X FF 89 1-1 G5-3 ①	C SL 82 F FF 93 B FF 94 X FF 92 1-2 G4-3 ③		F FF 94 C FF 93 F FF 94 S CH 86 0-3 K ②			H FF 93 1-0 13 S HBP	4	0	0	0	0	2	5
13 Asdrúbal Cabrera, S (1, 6) OBP: 0.349, SLG: 0.485	C FF 93 X CU 81 0-1 1B		B FF 89 C FF 91 X SL 83 1-1 G4-3 ②		B FF 91 F FF 90 B CH 86 X SI 91 2-1 G6-3 ①	C SL 84 D CH 88 B FF 94 C FF 94 D CH 87 B FF 95 4-2 1-2 2-3 3-H BB			F FF 95 F FF 97 B CH 88 1 SAFE 1 SAFE S SL 85 1-3 K ① 1-2	4	0	1	1	1	1	1
48 Travis Hafner, L (1, 10) OBP: 0.368, SLG: 0.461 12 Ezequiel Carrera, L (9, PR) OBP: 0.292, SLG: 0.281 (9, 10)	C SI 93 S SL 86 B SI 93 S SI 93 1-3 K ③		B FF 92 C CH 83 B CH 86 C SI 90 C FF 93 2-3 K ③		X FF 91 0-0 F8 ②	C FF 95 C FF 95 F FF 95 C FF 95 0-3 K ③			I IN 75 I IN 79 I IN 80 I IN 78 4-0 IBB	4 0	0 0	0 0	0 0	1 0	3 0	4 0
41 Carlos Santana, S (1, 2) OBP: 0.350, SLG: 0.441		X FF 93 0-0 1 1B 2B		B CU 72 C CH 81 C CU 75 F CH 83 B FF 93 X SL 80 2-2 G3 ①	B SL 83 C SL 83 F SL 85 S FF 92 1-3 K ③		B FF 96 B FF 96 F FF 95 X FF 96 2-1 L6 ①		B CH 86 S FF 96 C FF 96 F SL 87 C SL 84 1-3 K ②	5	0	1	0	0	2	2
17 Shin-Soo Choo, L (1, 9) OBP: 0.332, SLG: 0.346		F SL 85 B SL 86 F SI 92 B FF 92 C SL 86 2-3 K ①		C FF 90 F FF 90 B FF 91 F FF 92 B CU 79 F FF 93 S SL 83 2-3 K ②		B FF 90 X SI 90 1-0 1 3B 1B	C FF 97 F FF 97 S SL 85 0-3 K ②		C SL 86 X FF 95 0-1 G4-3 ③	5	1	1	0	0	3	3
1 Kosuke Fukudome, L (1, 8) OBP: 0.360, SLG: 0.370		C SI 93 B SL 86 B SI 93 B SL 86 C CU 80 X SL 81 3-2 9 BB 2-3 1B		C FF 90 X FF 92 0-1 7 HR 1B		D FF 91 S SL 82 X FF 90 1-1 1-H 13 BB 3B	B FF 96 C SL 83 B SI 95 F FF 97 F FF 97 F FF 96 S SL 84 2-3 K ③			4	2	3	1	0	1	0
7 Matt LaPorta, R (1, 3) OBP: 0.297, SLG: 0.418		1 SAFE 1 SAFE B SL 81 1 SAFE B CU 79 F FF 90 F FF 91 B SL 82 X SL 80 3-2 P4 ②		F SL 82 S CH 83 1 SAFE 1 SAFE X SL 83 0-2 1-H HR		C SL 82 X SL 82 0-1 F8 ①		C SL 82 X FF 94 0-1 G4-3 ①		4	1	1	2	0	0	3
9 Jack Hannahan, L (1, 5) OBP: 0.315, SLG: 0.339		C FF 90 B CU 76 1 SAFE B FF 89 B SL 82 B CH 83 4-1 1-2 BB		C FF 93 X FF 90 0-1 23 2B 1B		B SL 82 B SL 82 F SI 90 S SI 91 B SI 91 F SI 92 B SI 92 4-2 13 BB 23 HBP BB		C FF 96 B SI 96 S FF 96 B SL 85 S FF 96 2-3 K ②		2	0	1	0	2	1	0
Inning Stats	R: 0 E: 0 K: 2 S: 10 H: 1 LOB: 1 BB: 0 P: 14	R: 0 E: 0 K: 1 S: 13 H: 2 LOB: 3 BB: 1 P: 25	R: 0 E: 0 K: 1 S: 7 H: 0 LOB: 0 BB: 0 P: 11	R: 2 E: 0 K: 1 S: 20 H: 4 LOB: 2 BB: 0 P: 25	R: 0 E: 0 K: 1 S: 6 H: 0 LOB: 0 BB: 0 P: 9	R: 2 E: 0 K: 2 S: 21 H: 2 LOB: 3 BB: 2 P: 32	R: 0 E: 0 K: 2 S: 10 H: 0 LOB: 0 BB: 0 P: 14	R: 0 E: 0 K: 1 S: 7 H: 0 LOB: 0 BB: 0 P: 10	R: 0 E: 0 K: 2 S: 9 H: 0 LOB: 2 BB: 1 P: 16	1B: 5 2B: 2 3B: 1 HR: 1 SF: 0 SAC: 0 DP: 0 HBP: 2						

	AB	36
	R	4
	H	9
	RBI	4
	BB	4
	SO	13
	LOB	21

WP: 0 PB: 0 SB: 1 CS: 0 PA: 42

PITCHER		IP	WLS	BF	H	R	ER	SO	BB	IBB	HBP	BLK	WP	HR	S	P	ERA	WHIP
41 Philip Humber, R ERA: 3.63	(1, 1)	1.1		7	3	0	0	3	0	0	0	0	0	0	17	26	0.00	2.250
48 Zach Stewart, R ERA: 3.74	(2, 1)	2.2		13	4	2	2	2	1	0	0	0	0	1	33	49	6.75	1.875
77 Will Ohman, L ERA: 4.14	(5, 1)	1.1	L	8	2	2	2	1	1	0	1	0	0	0	17	27	13.50	2.250
58 Jason Frasor, R ERA: 3.44	(6, 1)	0.2		3	0	0	0	2	1	0	0	0	0	0	10	14	0.00	1.500
37 Matt Thornton, L ERA: 3.38	(7, 1)	2.0		6	0	0	0	3	0	0	0	0	0	0	17	24	0.00	0.000

PITCHER		IP	WLS	BF	H	R	ER	SO	BB	IBB	HBP	BLK	WP	HR	S	P	ERA	WHIP
46 Sergio Santos, R ERA: 2.79	(9, 1)	1.0		5	0	0	0	2	0	1	1	0	0	0	9	16	0.00	0.000

BOTTOM

Cleveland Indians @ Chicago White Sox

U.S. Cellular Field, Chicago, IL

Thu Aug 18 2011, 8:12 PM - 11:15 PM EDT

Att. 27,079 - Partly Cloudy - 73 F

livebaseballscorecards.com

Batter	1	2	3	4	5	6	7	8	9	AB	R	H	RBI	BB	SO	LOB
1 Juan Pierre, L (1, 7) OBP: 0.336, SLG: 0.339	C FF 95 B FF 95 B FF 95 B FF 94 C FF 92 X FF 95 3-2 30 G4-6-3 1B		C FF 94 L SI 94 X FF 95 0-2 ① F7		B FF 93 F SI 91 B FF 92 X FF 93 2-1 ① G4-3		C FF 90 B SL 88 B FF 87 F FF 89 F FF 88 X FF 91 2-2 ① G5-3		C FF 94 B SL 84 X FF 94 1-1 ① F7	5	0	1	0	0	0	0
30 Alejandro De Aza, L (1, 9) OBP: 0.319, SLG: 0.467 20 Carlos Quentin, R (7, PH) OBP: 0.342, SLG: 0.501 (8, 9)	C FF 93 X SI 94 0-1 ①② G4-6-3 1-2f		C SI 96 F SI 95 F FF 96 X FF 95 0-2 ② G5-3		F FF 94 X FF 94 0-1 ② G4-3		C SL 82 C SL 83 B FF 93 F SI 92 B FF 92 X SI 90 2-2 ② G1-3		C FF 94 C SL 83 F SL 85 X SL 85 0-2 ② L7	3 2	0 0	0 0	0 0	0 0	0 0	1 0
14 Paul Konerko, R (1, 10) OBP: 0.400, SLG: 0.561	B FF 96 C SI 92 B FF 94 X SI 92 2-1 44 1B 1B		F FF 96 S SL 86 B FF 96 B SL 86 X SI 94 2-2 HR		C FF 95 B FF 94 B SL 86 B SL 83 B FF 94 4-1 BB		C SI 90 B SL 83 B SI 90 S SL 82 B SI 92 C SL 83 3-3 ③ K		B FF 94 C SL 82 B SL 83 C FF 95 X SL 85 2-2 ③ P4	4	1	2	1	1	1	0
44 Adam Dunn, L (1, 3) OBP: 0.298, SLG: 0.298	C FF 94 B FF 95 X SI 92 1-1 1-2 1B		B FF 96 F FF 96 B FF 95 X SI 95 2-1 ③ P4		B FF 93 C SI 92 C FF 93 F SL 86 B SI 95 S SL 83 2-3 ③ K			X FF 92 0-0 17 BB 11 1B 1B		4	0	2	0	0	1	1
10 Alexei Ramirez, R (1, 6) OBP: 0.329, SLG: 0.406	B FF 96 C FF 94 B SI 95 X FF 95 2-1 ③ P4			B FF 94 C FF 93 B SL 83 X FF 93 2-1 ① P3		B FF 92 C FF 92 C SL 81 B FF 93 X FF 92 2-2 ① L5		F FF 93 C SL 80 B FF 94 S SL 80 1-3 ① K		4	0	0	0	0	1	3
51 Alex Rios, R (1, 8) OBP: 0.255, SLG: 0.314		B FF 93 X FF 93 1-0 ① P6	C FF 95 B FF 95 F SL 84 X SL 86 1-2 11 WP 17 1B 1B		B FF 92 C FF 92 X SI 92 1-1 ② G6-3		B SL 80 F FF 93 C SL 81 F FF 94 B FF 94 B FF 93 F FF 93 X SL 81 3-2 ② L8		4	1	1	0	0	0	1
11 Omar Vizquel, S (1, 5) OBP: 0.285, SLG: 0.303		C FF 94 B FF 94 C FF 94 F FF 95 B FF 95 F SI 93 F FF 96 X SI 94 2-2 ② P5	B FF 91 F FF 95 X FF 94 1-1 ② F8 1-2		X FF 92 0-0 2B		S SI 93 X SI 94 0-1 17 BB 1-2 1B		4	0	2	0	0	0	1
17 Tyler Flowers, R (1, 2) OBP: 0.441, SLG: 0.536		B FF 96 B FF 95 B FF 95 B FF 94 4-0 15 FC6-4 BB	B SI 95 B FF 95 C FF 94 B SI 95 F SI 93 X FF 94 3-2 2-H 1B		B FF 93 C FF 94 B SL 84 B FF 94 F FF 92 B SI 94 4-2 BB		B SL 82 B SL 81 S FF 93 B FF 93 S FF 92 B FF 92 4-2 1-2 2-3 BB		1	0	1	1	3	0	0
15 Gordon Beckham, R (1, 4) OBP: 0.296, SLG: 0.341		C FF 94 B FF 94 X SI 94 1-1 ③ FC6-4 1-2f	B FF 94 F FF 94 X SI 93 1-1 ③ L1		S FF 94 F FF 95 F FF 94 C SI 94 0-3 ③ K		B SL 81 F FF 92 B FF 92 F FF 92 S SL 82 2-3 ③ K		4	0	0	0	0	2	7
Inning Stats	R: 0 E: 0 K: 0 S: 11 H: 3 LOB: 2 BB: 0 P: 19	R: 0 E: 0 K: 0 S: 9 H: 0 LOB: 1 BB: 1 P: 17	R: 1 E: 0 K: 0 S: 12 H: 1 LOB: 0 BB: 0 P: 16	R: 1 E: 0 K: 0 S: 12 H: 2 LOB: 1 BB: 0 P: 20	R: 0 E: 0 K: 1 S: 9 H: 0 LOB: 1 BB: 1 P: 17	R: 0 E: 0 K: 1 S: 12 H: 1 LOB: 2 BB: 1 P: 19	R: 0 E: 0 K: 1 S: 11 H: 0 LOB: 0 BB: 0 P: 18	R: 0 E: 0 K: 2 S: 16 H: 2 LOB: 3 BB: 1 P: 26	R: 0 E: 0 K: 0 S: 9 H: 0 LOB: 0 BB: 0 P: 12	1B: 7 2B: 1 3B: 0 HR: 1 SF: 0 SAC: 0 DP: 1 HBP: 0						

	AB	35
	R	2
	H	9
	RBI	2
	BB	4
	SO	5
	LOB	14

	WP: 1	PA: 39
	PB: 0	
	SB: 0	
	CS: 0	

PITCHER		IP	WLS	BF	H	R	ER	SO	BB	IBB	HBP	BLK	WP	HR	S	P	ERA	WHIP
63 Justin Masterson, R ERA: 2.71	(1, 1)	6.0	W	27	7	2	2	2	3	0	0	0	1	1	65	108	3.00	1.667
53 Rafael Perez, L ERA: 2.2	(7, 1)	0.1	H	1	0	0	0	0	0	0	0	0	0	0	4	6	0.00	0.000
38 Joe Smith, R ERA: 1.66	(7, 1)	0.2	H	2	0	0	0	1	0	0	0	0	0	0	7	12	0.00	0.000
52 Vinnie Pestano, R ERA: 2.68	(8, 1)	1.0	H	6	2	0	0	2	1	0	0	0	0	0	16	26	0.00	3.000
54 Chris Perez, R ERA: 3.06	(9, 1)	1.0	S	3	0	0	0	0	0	0	0	0	0	0	9	12	0.00	0.000

PITCHER	IP	WLS	BF	H	R	ER	SO	BB	IBB	HBP	BLK	WP	HR	S	P	ERA	WHIP

Cleveland Indians @ Detroit Tigers

Comerica Park, Detroit, MI

Fri Aug 19 2011, 7:08 PM - 9:47 PM EDT

Att. 44,222 - Clear - 82 F

livebaseballscorecards.com

TOP

Batter	1	2	3	4	5	6	7	8	9	AB	R	H	RBI	BB	SO	LOB
23 Michael Brantley, L (1, 7) OBP: 0.326, SLG: 0.391	B SI 90 C SI 92 B FF 91 S FF 92 F FF 92 X CH 84 2-2 ① F7		C FF 92 F CH 84 F SI 97 B CH 85 B CH 84 X FF 95 2-2 2B			B CH 81 B FF 91 X FF 91 2-0 ① F8		B SI 93 B SI 95 C FF 95 X SI 94 2-1 ① F8		4	0	1	0	0	0	0
17 Shin-Soo Choo, L (1, 9) OBP: 0.334, SLG: 0.346	B FF 93 S CH 84 F SI 94 B FF 95 B SL 86 B FF 94 4-2 ② 13 G4-3 13 WP BB		B CH 85 X SI 94 1-0 ③ G4-3			S SL 82 X FF 94 0-1 ② 13 S 1B		S FF 96 F CH 85 B FF 96 S CH 84 1-3 ② K		3	0	1	0	1	1	1
13 Asdrúbal Cabrera, S (1, 6) OBP: 0.347, SLG: 0.481	B FF 93 S CH 84 F FF 94 D SL 86 X FF 94 2-2 ② G4-3 1-3			X CH 82 0-0 ① F9		B SI 92 1 SAFE 1 SAFE C FF 92 B CH 81 1 SAFE S FF 92 S FF 94 2-3 ② K 1-2		B FF 94 B CH 86 S SI 95 B SI 95 X FF 95 3-1 ③ F9		4	0	0	0	0	1	2
48 Travis Hafner, L (1, 10) OBP: 0.363, SLG: 0.455	F FF 94 B FF 95 B FF 95 B CH 85 S CH 84 C FF 96 3-3 ③ K			C SL 82 C FF 94 B FF 94 F SL 86 S CH 86 1-3 ② K		B FF 94 B FF 96 C CH 84 B FF 95 X FF 96 3-1 ③ G4-3			B FF 92 B FF 92 C FF 92 S FF 92 B FF 94 F FF 93 F FF 93 X FF 92 3-2 ① F9	4	0	0	0	0	2	2
41 Carlos Santana, S (1, 2) OBP: 0.349, SLG: 0.440		C FF 92 X CH 84 0-1 ① F9		C SL 83 B FF 94 B FF 94 C CH 83 X FF 96 2-2 ③ P5			B FF 90 B CH 82 C FF 93 C FF 92 F FF 95 B FF 93 F FF 92 X CH 83 3-2 8 1B 2 WP 1B		B FF 94 X FF 92 1-0 ② G4-3	4	1	1	0	0	0	0
1 Kosuke Fukudome, L (1, 8) OBP: 0.357, SLG: 0.366		B FF 92 C FF 93 C SL 83 B FF 95 X CH 85 2-2 ② G3-1			C FF 92 B CH 83 F FF 92 F FF 96 B CH 84 B CH 83 F FF 94 X CH 84 3-2 ① G6-3		B CH 83 C FF 93 S FF 93 S FF 94 1-3 ① K		B FF 93 F FF 93 B FS 82 X FF 92 2-1 ③ P4	4	0	0	0	0	1	1
7 Matt LaPorta, R (1, 3) OBP: 0.298, SLG: 0.418		B SL 86 S SL 83 X FF 93 1-1 ③ G3			B FF 93 F FF 95 S FF 95 F SL 85 F FF 97 B SL 85 F CH 84 B FF 96 X SL 83 3-2 1B		B FF 96 S SL 85 T CH 84 B FF 95 F FF 96 S FF 96 2-3 ② K		B FF 96 S FF 94 F FF 95 B FF 96 F CH 84 F FF 94 B FF 95 F FF 94 X CH 84 3-2 2 WP 1B 1-3	3	0	1	0	0	1	1
8 Lonnie Chisenhall, L (1, 5) OBP: 0.278, SLG: 0.383			X SI 90 0-0 ① F7		X CH 83 0-0 ② F7		B FF 94 S FF 94 F FF 95 B FF 96 F CH 84 F FF 94 B FF 95 F FF 94 X CH 84 3-2 2 WP 1B 1-3			3	0	1	0	0	0	1
2 Luis Valbuena, L (1, 4) OBP: 0.120, SLG: 0.120			C FF 90 B SL 83 F SI 92 X CH 84 1-2 ② G4-3		C CH 84 B CH 82 S CH 84 B FF 97 S FF 95 2-3 ③ K		B CH 84 S CH 83 S FF 95 D CH 84 X CH 84 2-2 ③ G3 1-2 3-H			3	0	0	0	0	1	2
Inning Stats	R: 0 E: 0 K: 1 S: 12 H: 0 LOB: 1 BB: 1 P: 23	R: 0 E: 0 K: 0 S: 7 H: 0 LOB: 0 BB: 0 P: 10	R: 0 E: 0 K: 0 S: 9 H: 1 LOB: 1 BB: 0 P: 13	R: 0 E: 0 K: 1 S: 8 H: 0 LOB: 0 BB: 0 P: 11	R: 0 E: 0 K: 1 S: 15 H: 1 LOB: 1 BB: 0 P: 23	R: 0 E: 0 K: 1 S: 8 H: 1 LOB: 1 BB: 0 P: 15	R: 1 E: 0 K: 2 S: 21 H: 2 LOB: 1 BB: 0 P: 32	R: 0 E: 0 K: 1 S: 7 H: 0 LOB: 0 BB: 0 P: 13	R: 0 E: 0 K: 0 S: 8 H: 0 LOB: 0 BB: 0 P: 14	1B: 4 2B: 1 3B: 0 HR: 0 SF: 0 SAC: 0 DP: 0 HBP: 0						

	AB	32
	R	1
	H	5
	RBI	0
	BB	1
	SO	7
	LOB	10

PITCHER		IP	WLS	BF	H	R	ER	SO	BB	IBB	HBP	BLK	WP	HR	S	P	ERA	WHIP
37 Max Scherzer, R ERA: 4.23	(1, 1)	7.0	W	27	5	1	1	6	1	0	0	0	2	0	80	127	1.29	0.857
53 Joaquín Benoit, R ERA: 3.8	(8, 1)	1.0	H	3	0	0	0	1	0	0	0	0	0	0	7	13	0.00	0.000
46 Jose Valverde, R ERA: 2.65	(9, 1)	1.0	S	3	0	0	0	0	0	0	0	0	0	0	8	14	0.00	0.000

PITCHER		IP	WLS	BF	H	R	ER	SO	BB	IBB	HBP	BLK	WP	HR	S	P	ERA	WHIP

Batter	1	2	3	4	5	6	7	8	9	AB	R	H	RBI	BB	SO	LOB
14 Austin Jackson, R (1, 8) OBP: 0.311, SLG: 0.361	C FF 85 B FC 82 X CH 84 1-1 ① F9			C FF 86 X FC 86 0-1 ① G6-3		1 SAFE C FF 86 X SI 84 0-1 1-H HR		B FF 94 B FF 92 C FF 92 F FF 92 F SI 92 B FF 94 F FF 93 X SI 92 3-2 ② P3		4	1	1	2	0	0	0
26 Brennan Boesch, L (1, 9) OBP: 0.345, SLG: 0.465	C SI 84 X CH 76 0-1 ② G3			B FF 87 F CH 78 F FC 86 B FF 89 S FC 86 2-3 ② K		B CH 78 C FF 85 C CU 70 B FF 87 X FC 85 2-2 ② P4		B SI 94 F SI 93 B CH 88 X SI 93 2-1 21 1B 1B		4	0	1	0	0	1	0
21 Delmon Young, R (1, 7) OBP: 0.308, SLG: 0.366	B FC 82 X SI 86 1-0 ③ P4			X FF 89 0-0 ③ F9		B FC 84 S FC 84 S CH 78 B FC 84 X CH 80 2-2 ③ F7		B SI 94 C SI 90 F SL 86 X SL 88 1-2 1-2 1B		4	0	1	0	0	0	0
24 Miguel Cabrera, R (1, 3) OBP: 0.426, SLG: 0.551		B FC 82 C SI 86 B FC 83 C FC 83 X FF 88 2-2 ① L8			C FF 86 S SI 86 B FF 90 B FF 85 F SI 87 F FF 86 B FF 89 X FF 86 3-2 1B		X CH 82 0-0 ① G6-3	F SI 95 X SI 95 0-1 ③ G5-3		4	0	1	0	0	0	2
41 Victor Martinez, S (1, 10) OBP: 0.372, SLG: 0.440		B SI 86 C FF 84 C CH 74 X CU 68 1-2 ② L4			B CH 79 B FF 85 F FC 84 S CH 76 X CH 76 2-2 ① F8		B FF 85 B CH 77 X FF 87 2-0 ② G3			3	0	0	0	0	0	1
13 Alex Avila, L (1, 2) OBP: 0.390, SLG: 0.509		B FF 84 B FC 85 C CH 77 F FC 85 B FF 90 F FC 86 X FF 90 3-2 ③ L4			C CU 68 F CH 76 B FF 88 X CH 78 1-2 ② F7		X CH 76 0-0 HR			3	1	1	1	0	0	1
27 Jhonny Peralta, R (1, 6) OBP: 0.358, SLG: 0.514			B FC 81 B FF 85 X FC 83 2-0 20 F7-6-3 1B		C FF 87 F CU 70 B FC 85 F CH 78 B FF 90 F FC 84 X FC 85 2-2 ③ F9		X FF 88 0-0 HR			3	1	2	1	0	0	1
20 Wilson Betemit, S (1, 5) OBP: 0.339, SLG: 0.418 32 Don Kelly, L (8, 5) OBP: 0.284, SLG: 0.328			X SI 84 0-0 ① ② F7-6-3 1-1			C CH 83 F CH 77 S CU 70 0-3 ① K F FF 86 B SL 86 X SL 86 1-1 ③ G4-3				3 0	0 0	0 0	0 0	1 0	1 0	1 0
25 Ryan Raburn, R (1, 4) OBP: 0.266, SLG: 0.392 39 Ramon Santiago, S (7, 4) OBP: 0.299, SLG: 0.356			B FC 82 C FF 88 F FC 83 B FF 89 X CH 78 2-2 ③ G6-3			X FC 83 0-0 14 HR 1B		B FF 94 B FF 91 C FF 91 X FF 92 2-1 ① P6		2 1	1 0	1 0	1 0	0 0	0 0	0 0
Inning Stats	R: 0 E: 0 K: 0 S: 5 H: 0 LOB: 0 BB: 0 P: 7	R: 0 E: 0 K: 0 S: 10 H: 0 LOB: 0 BB: 0 P: 16	R: 0 E: 0 K: 0 S: 5 H: 1 LOB: 0 BB: 0 P: 9	R: 0 E: 0 K: 1 S: 6 H: 0 LOB: 0 BB: 0 P: 8	R: 0 E: 0 K: 0 S: 16 H: 1 LOB: 1 BB: 0 P: 24	R: 2 E: 0 K: 1 S: 12 H: 2 LOB: 0 BB: 0 P: 16	R: 2 E: 0 K: 0 S: 6 H: 2 LOB: 0 BB: 0 P: 9	R: 0 E: 0 K: 0 S: 14 H: 2 LOB: 2 BB: 0 P: 22		1B: 5 2B: 1 3B: 0 HR: 3 SF: 0 SAC: 0 DP: 1 HBP: 0						

PITCHER	IP	WLS	BF	H	R	ER	SO	BB	IBB	HBP	BLK	WP	HR	S	P	ERA	WHIP
43 Josh Tomlin, R (1, 1) ERA: 4.03	6.2	L	25	6	4	4	2	0	0	0	0	0	3	58	86	5.40	0.900
53 Rafael Perez, L (7, 1) ERA: 2.19	0.1		1	0	0	0	0	0	0	0	0	0	0	2	3	0.00	0.000
56 Frank Herrmann, R (8, 1) ERA: 4.69	1.0		5	2	0	0	0	0	0	0	0	0	0	14	22	0.00	2.000

PITCHER	IP	WLS	BF	H	R	ER	SO	BB	IBB	HBP	BLK	WP	HR	S	P	ERA	WHIP

BOTTOM

Cleveland Indians @ Detroit Tigers

Comerica Park, Detroit, MI

Fri Aug 19 2011, 7:08 PM - 9:47 PM EDT

Att. 44,222 - Clear - 82 F

livebaseballscorecards.com

AB	31
R	4
H	8
RBI	4
BB	0
SO	2
LOB	6

Cleveland Indians @ Detroit Tigers

Comerica Park, Detroit, MI

Sat Aug 20 2011, 7:08 PM - 9:50 PM EDT

Att. 44,629 - Cloudy - 68 F

TOP

livebaseballscorecards.com

Batter	1	2	3	4	5	6	7	8	9	AB	R	H	RBI	BB	SO	LOB
23 Michael Brantley, L (1, 7) OBP: 0.322, SLG: 0.387	B SI 89 C FF 88 B FC 87 F FC 88 S CU 75 2-3 ① K		C SI 92 X CH 84 0-1 ① G4-3	C SI 90 B SI 91 F FC 88 C FF 90 1-3 ② K			B CU 74 F FC 84 B SI 91 X SI 90 2-1 ② G6-3		C SI 92 B CU 79 C CU 78 B FF 92 X FF 93 2-2 ③ F8	5	0	0	0	0	2	2
17 Shin-Soo Choo, L (1, 9) OBP: 0.339, SLG: 0.361	B SI 91 C SI 90 B CH 82 B FC 87 S CH 82 X CU 74 3-2 48 HBP 1B		B CU 77 C CU 75 B FC 88 X CH 84 2-1 HR	F CH 83 C FF 90 B FC 87 X FC 86 1-2 ③ FC6 1-2f			C FF 89 B FF 88 F FC 86 X FC 87 1-2 1B			4	1	3	1	0	0	2
13 Asdrúbal Cabrera, S (1, 6) OBP: 0.344, SLG: 0.477 16 Jason Donald, R (8, 6) OBP: 0.294, SLG: 0.345	F SI 90 B FF 89 X CH 82 1-1 ② P6		C SI 90 B FF 90 F SI 91 B CU 76 F FF 88 F SI 86 F SI 92 X FF 90 2-2 ② G3		X SI 89 0-0 ① F8		X CH 81 0-0 ③ F9			4 0	0 0	0 0	0 0	0 0	0 0	2 0
48 Travis Hafner, L (1, 10) OBP: 0.365, SLG: 0.451	B FF 90 C SI 90 1 SAFE F CH 84 1 SAFE 1 SAFE H FF 90 2-2 1-2 HBP		B CH 85 B SI 92 B CU 75 B SI 92 4-0 41 1B BB		B SI 88 B SI 90 C SI 90 X CH 83 2-1 ② G4-3			C FF 94 F FF 94 S SL 82 0-3 ① K		2	0	0	0	1	1	0
41 Carlos Santana, S (1, 2) OBP: 0.350, SLG: 0.440	B CH 81 X SI 91 1-0 ③ L9		B CU 75 C FF 91 B CH 83 F CH 82 X FC 88 2-2 1-2 1B		X SI 91 0-0 ③ F8			X FF 95 0-0 1 FC4-6 1B		4	0	2	0	0	0	2
1 Kosuke Fukudome, L (1, 8) OBP: 0.354, SLG: 0.362		C FF 88 B FC 86 F CH 82 F FC 87 B CU 75 X CU 75 2-2 ① G6-3	S CH 83 S FC 87 B FF 92 C SI 91 1-3 ③ K			C SI 87 X CU 74 0-1 ① L4		B FF 94 C FF 93 C SL 80 F SL 80 B FF 94 X SL 80 2-2 ② FC4-6 7 FC6 1-2f		4	0	0	0	0	1	3
7 Matt LaPorta, R (1, 3) OBP: 0.297, SLG: 0.415		C FF 89 F SI 89 B FC 88 B SI 92 S FC 90 2-3 ② K		X FF 88 0-0 2 1B 1B		S FF 89 B FF 89 F CH 83 B FC 87 S CU 76 2-3 ② K		X SI 95 0-0 ③ FC6 1-2f		4	0	1	0	0	2	1
8 Lonnie Chisenhall, L (1, 5) OBP: 0.269, SLG: 0.369		B CU 76 C SI 92 B FC 89 X CH 84 2-1 E1	F SI 90 S FC 86 1 SAFE B FF 88 S CH 79 1-3 ① K		X FC 87 0-0 ③ P4			B SI 91 C SI 91 S CU 77 X FF 93 1-2 ① G4-3		4	0	0	0	0	1	1
2 Luis Valbuena, L (1, 4) OBP: 0.138, SLG: 0.138		C SI 89 S CU 75 S CH 83 0-3 ③ K	F CH 82 X SI 90 0-1 17 FC6 1-2 1B				C SI 89 B CU 74 X CU 74 1-1 ① F7		X SI 92 0-0 ② P4	4	0	1	0	0	1	1
Inning Stats	R: 0 E: 0 K: 1 S: 11 H: 1 LOB: 2 BB: 0 P: 20	R: 0 E: 1 K: 2 S: 12 H: 0 LOB: 1 BB: 0 P: 18	R: 1 E: 0 K: 1 S: 16 H: 2 LOB: 2 BB: 1 P: 27	R: 0 E: 0 K: 2 S: 12 H: 2 LOB: 2 BB: 0 P: 15	R: 0 E: 0 K: 0 S: 4 H: 0 LOB: 0 BB: 0 P: 6	R: 0 E: 0 K: 1 S: 6 H: 0 LOB: 0 BB: 0 P: 8	R: 0 E: 0 K: 0 S: 8 H: 1 LOB: 1 BB: 0 P: 12	R: 0 E: 0 K: 1 S: 9 H: 1 LOB: 1 BB: 0 P: 11	R: 0 E: 0 K: 0 S: 7 H: 0 LOB: 0 BB: 0 P: 10	1B: 6 2B: 0 3B: 0 HR: 1	SF: 0 SAC: 0 DP: 0 HBP: 1					

	AB	35
	R	1
	H	7
	RBI	1
	BB	1
	SO	8
	LOB	14

WP: 0 PB: 0 SB: 0 CS: 0 PA: 37

PITCHER		IP	WLS	BF	H	R	ER	SO	BB	IBB	HBP	BLK	WP	HR	S	P	ERA	WHIP
58 Doug Fister, R ERA: 3.49	(1, 1)	7.0	W	30	6	1	1	7	1	0	1	0	0	1	69	106	1.29	1.000
40 Phil Coke, L ERA: 4.52	(8, 1)	1.0		4	1	0	0	1	0	0	0	0	0	0	9	11	0.00	1.000
55 Daniel Schlereth, L ERA: 4.17	(9, 1)	1.0		3	0	0	0	0	0	0	0	0	0	0	7	10	0.00	0.000

PITCHER	IP	WLS	BF	H	R	ER	SO	BB	IBB	HBP	BLK	WP	HR	S	P	ERA	WHIP

Batter	1	2	3	4	5	6	7	8	9	AB	R	H	RBI	BB	SO	LOB
14 Austin Jackson, R (1, 8) OBP: 0.311, SLG: 0.360	C FF 88 B SI 89 B FF 89 B FF 90 B FF 90 4-1 30 1B 24 1B BB	C FF 89 L SI 91 X SL 80 0-2 ① F8 2-3		C FC 86 B SI 87 X SI 88 1-1 ① G1-4-3	B SI 91 S FC 88 C FC 87 X CU 77 1-2 ③ G5-3		X SL 87 0-0 32 1B 1-2 2-3 3-H 1B			4	1	1	1	1	0	3
30 Magglio Ordonez, R (1, 9) OBP: 0.283, SLG: 0.299 32 Don Kelly, L (7, 9) OBP: 0.287, SLG: 0.332	C SI 90 S FF 90 F SI 88 F FF 89 1 SAFE D CU 78 X CH 82 1-2 24 1B 41 SF9 1B	F FF 91 X SI 89 0-1 ② SF9 3-H		S SI 90 B FC 87 B CH 81 X FC 88 2-1 ② F9		C SL 86 B SL 87 F SI 95 F SL 88 X SI 95 1-2 ① G4-3	B SI 94 X SI 92 1-0 21 G5-4-3 1-2 2-3 3-H 1B			3 1	1 0	1 1	1 1	0 0	0 0	0 0
21 Delmon Young, R (1, 7) OBP: 0.304, SLG: 0.361	X FF 91 0-0 ① F8	C FF 91 B SI 90 X FF 89 1-1 ③ P4		C FC 88 F FC 86 X SI 89 0-2 ③ G4-3		C SL 86 X SI 95 0-1 ② G5-3	F FF 86 X SL 86 0-1 ② ③ G5-4-3 1-2f			5	0	0	0	0	0	5
24 Miguel Cabrera, R (1, 3) OBP: 0.425, SLG: 0.548	B FF 90 S FF 89 B FF 90 C SI 90 F CU 78 B SI 91 X FF 89 3-2 13 BB 1-3 2-H 1B		B FF 88 B FF 89 B SI 89 C SI 90 C FF 91 B FF 90 4-2 13 BB 15 2B BB		F SI 89 F SI 89 B FC 86 S CU 77 1-3 ① K	X SI 94 0-0 ③ F8		X FF 86 0-0 ① G5-3		4	1	1	1	1	1	0
41 Victor Martinez, S (1, 10) OBP: 0.372, SLG: 0.441	F FF 90 B CU 77 X FF 91 1-1 ② SF9 3-H		B FF 89 B FF 89 C FF 91 X SI 90 2-1 ① F8		C FC 87 B CH 83 B CH 83 B FC 87 X FC 88 3-1 13 2B 15 E 1B		X FF 94 0-0 27 1B 13 BB 39 1B 1B	C FF 92 B FF 86 C FF 85 B FF 86 F FF 86 X FF 87 2-2 ② F9		4	2	2	1	0	0	1
13 Alex Avila, L (1, 2) OBP: 0.398, SLG: 0.515	B FF 88 C FF 90 B FF 90 B FF 89 B FF 90 4-1 1-2 BB		B SI 90 F FF 90 S CU 78 B SI 89 B FF 90 B FF 89 4-2 15 2B 1-2 BB		B SI 91 X CH 82 1-0 15 E 1-3 39 SF8 2B		B SI 94 F FF 91 B SI 93 F SI 92 B CH 87 F SI 90 B SI 93 4-2 39 1B 27 1B 14 1B 1-2 BB	X FF 87 0-0 1B		2	2	2	0	3	0	0
27 Jhonny Peralta, R (1, 6) OBP: 0.358, SLG: 0.511	B FC 89 B CH 81 B FF 89 C SI 89 F FF 90 F CH 82 X FF 91 3-2 ③ F9		F FC 86 B SI 90 F FC 86 S CU 78 1-3 ② K		I IN 68 I IN 68 I IN 69 I IN 68 4-0 39 SF8 15 E IBB		X SI 95 0-0 14 1B 39 1B 32 1B 1-2 2-3 1B	S FF 84 B SL 86 F SL 84 X SL 87 1-2 ③ G5-3		4	1	1	0	1	1	5
15 Brandon Inge, R (1, 5) OBP: 0.246, SLG: 0.265		F FF 91 B FF 91 X CH 82 1-1 HR	B FC 87 B FC 87 X SI 90 2-0 1-3 2-H 2B		B FC 88 C FC 88 F FC 87 F CU 79 B SI 90 X CU 78 2-2 E7 1-2 2-3 3-H		S SL 86 B SI 95 F SL 87 S FF 94 1-3 ① K			4	1	2	2	0	1	5
39 Ramon Santiago, S (1, 4) OBP: 0.303, SLG: 0.368		B FF 90 B FF 90 B FF 89 C FF 91 X FF 89 3-1 14 F8 30 SF9 2B	D SI 92 B FC 88 B FF 91 C FF 90 X SI 90 3-1 ③ F7		B SI 91 X SI 91 1-0 ② SF8 2-3 3-H		B SI 95 F SI 91 X FF 94 1-1 32 1B 14 1B 1-2 2-3 3-H 1B			3	1	2	2	0	0	2
Inning Stats	R: 2 E: 0 K: 0 S: 18 H: 2 LOB: 2 BB: 2 P: 34	R: 2 E: 0 K: 0 S: 11 H: 2 LOB: 0 BB: 0 P: 16	R: 1 E: 0 K: 1 S: 12 H: 1 LOB: 2 BB: 2 P: 28	R: 0 E: 0 K: 0 S: 7 H: 0 LOB: 0 BB: 0 P: 10	R: 2 E: 1 K: 1 S: 14 H: 2 LOB: 2 BB: 1 P: 27	R: 0 E: 0 K: 0 S: 7 H: 0 LOB: 0 BB: 0 P: 8	R: 3 E: 0 K: 1 S: 14 H: 5 LOB: 2 BB: 1 P: 21	R: 0 E: 0 K: 0 S: 9 H: 1 LOB: 1 BB: 0 P: 12		1B: 9 2B: 3 3B: 0 HR: 1 SF: 3 SAC: 0 DP: 1 HBP: 0						

BOTTOM

Cleveland Indians @ Detroit Tigers

Comerica Park, Detroit, MI

Sat Aug 20 2011, 7:08 PM - 9:50 PM EDT

Att. 44,629 - Cloudy - 68 F

livebaseballscorecards.com

AB	34
R	10
H	13
RBI	9
BB	6
SO	3
LOB	21

PITCHER		IP	WLS	BF	H	R	ER	SO	BB	IBB	HBP	BLK	WP	HR	S	P	ERA	WHIP
31 David Huff, L ERA: 2.7	(1, 1)	2.1	L	15	4	5	5	0	4	0	0	0	0	1	35	66	19.29	3.429
37 Chad Durbin, R ERA: 5.47	(3, 1)	2.2		13	3	2	0	2	0	1	0	0	0	0	27	49	0.00	1.125
56 Frank Herrmann, R ERA: 5.18	(6, 1)	1.1		10	5	3	3	1	1	0	0	0	0	0	19	27	20.25	4.500
53 Rafael Perez, L ERA: 2.12	(7, 1)	1.2		5	1	0	0	0	0	0	0	0	0	0	11	14	0.00	0.600

PITCHER	IP	WLS	BF	H	R	ER	SO	BB	IBB	HBP	BLK	WP	HR	S	P	ERA	WHIP

Cleveland Indians @ Detroit Tigers

Comerica Park, Detroit, MI

Sun Aug 21 2011, 1:08 PM - 4:53 PM EDT

Att. 43,388 - Partly Cloudy - 71 F

TOP

livebaseballscorecards.com

Batter	1	2	3	4	5	6	7	8	9	AB	R	H	RBI	BB	SO	LOB
23 Michael Brantley, L (1, 7) OBP: 0.321, SLG: 0.387	G4-3		G3	13 WP 2B 1-H 2-H	P2			G4-3		5	1	1	2	0	0	2
17 Shin-Soo Choo, L (1, 9) OBP: 0.340, SLG: 0.362	G6-3		G3	13 WP 1B 2-3	F8			8 FC4-6 13 BB 1B		5	0	2	0	0	0	0
13 Asdrúbal Cabrera, S (1, 6) OBP: 0.348, SLG: 0.481	1B		G5-3	BB 1-2 3-H		48 PB 48 1B 2B F8		8 FC4-6 1-2 BB		3	1	2	0	2	0	0
48 Travis Hafner, L (1, 10) OBP: 0.364, SLG: 0.448 8 Lonnie Chisenhall, L (8, PH) OBP: 0.267, SLG: 0.366 12 Ezequiel Carrera, L (8, PR) OBP: 0.292, SLG: 0.281 (8, 10)	K			L3		1B 2-H		FC4-6 41 S 1-2f 2-3		4 1 0	0 0 0	1 0 0	1 0 0	0 0 0	1 0 0	3 2 0
41 Carlos Santana, S (1, 3) OBP: 0.351, SLG: 0.445		K		HR	16 G4-3 1 1B 9 G6-3 BB	F9		K 1-2		4	2	1	1	1	2	2
1 Kosuke Fukudome, L (1, 8) OBP: 0.356, SLG: 0.363		G4-3	G6-3	16 G4-3 1B 1-2			9 G3 1B		9 SH5-4 16 HBP 7 F8-2 BB	4	0	2	0	1	0	0
16 Jason Donald, R (1, 4) OBP: 0.333, SLG: 0.364	9 S 1B		9 1B 6 1B 1B 1-2 2-3	G4-3 1-2			K	9 SH5-4 HBP 1-2		4	1	2	0	0	1	3
9 Jack Hannahan, L (1, 5) OBP: 0.317, SLG: 0.339	BB 1-2		6 1B 23 2B 1B 1-2	G6-3 3-H			G3 1-2	SH5-4 1-2 2-3		3	1	1	1	1	0	2
6 Lou Marson, R (1, 2) OBP: 0.285, SLG: 0.305 7 Matt LaPorta, R (9, PH) OBP: 0.296, SLG: 0.414	G1-3		23 2B 1B 1-2 2-H	BB			G6-3	F8-2 3-H		3 1	1 0	1 0	1 0	1 0	0 0	3 2

Inning Stats	1	2	3	4	5	6	7	8	9
	R: 0 E: 0 K: 1 S: 8	R: 0 E: 0 K: 1 S: 13	R: 0 E: 0 K: 0 S: 11	R: 5 E: 0 K: 0 S: 21	R: 1 E: 0 K: 0 S: 15	R: 1 E: 0 K: 0 S: 11	R: 0 E: 0 K: 1 S: 10	R: 0 E: 0 K: 1 S: 14	R: 0 E: 0 K: 0 S: 8
	H: 1 LOB: 1 BB: 0 P: 14	H: 1 LOB: 2 BB: 1 P: 22	H: 0 LOB: 0 BB: 0 P: 18	H: 6 LOB: 2 BB: 1 P: 38	H: 1 LOB: 2 BB: 2 P: 30	H: 2 LOB: 0 BB: 0 P: 20	H: 1 LOB: 1 BB: 0 P: 16	H: 1 LOB: 3 BB: 1 P: 22	H: 0 LOB: 1 BB: 1 P: 17

1B: 10	SF: 0
2B: 3	SAC: 1
3B: 0	DP: 1
HR: 1	HBP: 1

WP: 1	PA: 45
PB: 1	
SB: 2	
CS: 0	

AB	37
R	7
H	13
RBI	6
BB	6
SO	4
LOB	19

PITCHER		IP	WLS	BF	H	R	ER	SO	BB	IBB	HBP	BLK	WP	HR	S	P	ERA	WHIP
21 Rick Porcello, R ERA: 5.17	(1, 1)	3.2		19	7	5	5	2	1	0	0	0	0	1	48	80	12.27	2.182
64 Duane Below, L ERA: 3.32	(4, 1)	0.1		5	2	1	1	0	2	0	0	0	1	0	11	25	27.00	12.000
45 Ryan Perry, R ERA: 6.38	(5, 1)	0.2	H	3	0	0	0	0	1	0	0	0	0	0	5	10	0.00	1.500
55 Daniel Schlereth, L ERA: 4.26	(5, 1)	1.1	H	5	2	1	1	0	0	0	0	0	0	0	15	27	6.75	1.500
40 Phil Coke, L ERA: 4.45	(7, 1)	1.1	W	6	2	0	0	1	0	0	0	0	0	0	17	25	0.00	1.500

PITCHER		IP	WLS	BF	H	R	ER	SO	BB	IBB	HBP	BLK	WP	HR	S	P	ERA	WHIP
53 Joaquín Benoit, R ERA: 3.75	(8, 1)	0.2	H	3	0	0	0	1	1	0	0	0	0	0	7	13	0.00	1.500
46 Jose Valverde, R ERA: 2.6	(9, 1)	1.0	S	4	0	0	0	0	1	0	1	0	0	0	8	17	0.00	1.000

Cleveland Indians @ Detroit Tigers

Comerica Park, Detroit, MI

Sun Aug 21 2011, 1:08 PM - 4:53 PM EDT

Att. 43,388 - Partly Cloudy - 71 F

livebaseballscorecards.com

BOTTOM

Batter	1	2	3	4	5	6	7	8	9	AB	R	H	RBI	BB	SO	LOB
14 Austin Jackson, R (1, 8) OBP: 0.313, SLG: 0.362	B SI 92 F FF 94 C FF 93 B FF 94 S SL 82 2-3 ① K		B SL 83 X FF 93 1-0 21 HR 1B 1-2 3-H	B FS 87 B CU 79 B FS 90 C FS 90 X FS 90 3-1 ① 26 S 21 1B 1B		B SI 89 1 SAFE B SI 91 X SI 90 2-0 ②③ G5-3 1-2				4	2	2	1	0	1	1
26 Brennan Boesch, L (1, 9) OBP: 0.344, SLG: 0.463 32 Don Kelly, L (8, 9) OBP: 0.287, SLG: 0.332	F SI 91 F SI 94 B FF 96 F CU 78 B SI 95 F CU 76 B FS 86 F FS 85 F SI 95 3-2 F SI 95 X SI 94 21 G5-4-3 1B		D CU 76 X SL 81 1-0 ① F8	1 SAFE 1 SAFE B FS 89 X SL 80 1-0 ① F9 1-2			B SL 78 C SI 93 T FF 91 B SL 80 B FF 93 S SI 94 3-3 ① K			4 0	0 0	1 0	0 0	0 0	1 0	3 0
21 Delmon Young, R (1, 7) OBP: 0.306, SLG: 0.372	B SI 94 X FF 93 1-0 ②③ G5-4-3 1-2f		C SL 82 C SI 94 D FS 85 F SL 82 B FF 94 B SL 85 X SL 82 3-2 1-H 2-H HR	B FF 92 X SI 92 1-0 24 G5-4-3 2-H 1B			S FF 93 S FF 93 F FF 92 F FF 93 S FF 94 0-3 ② K			4	1	2	4	0	1	1
24 Miguel Cabrera, R (1, 3) OBP: 0.426, SLG: 0.546		S SI 93 X SI 92 0-1 ① G5-3	B CU 74 B SI 93 B SI 93 B SI 93 4-0 41 HR BB	1 SAFE 1 SAFE S SL 82 B SL 82 B SI 91 X SI 90 2-1 ②③ G5-4-3 1-2f			B FF 93 B SI 93 B FF 93 F FF 94 F FF 93 B FF 94 4-2 BB			2	1	0	0	2	0	1
41 Victor Martinez, S (1, 10) OBP: 0.371, SLG: 0.446		B SI 91 B SI 92 F SI 92 X SI 93 2-1 ② F7	C SL 81 B SL 80 X SI 92 1-1 1-H HR		B SL 81 C FF 90 X FF 90 1-1 ① F8		C SL 81 B SL 80 C SL 81 X FF 92 1-2 ③ G3			4	1	1	2	0	0	1
13 Alex Avila, L (1, 2) OBP: 0.396, SLG: 0.514		F SI 92 F SI 93 C SI 93 0-3 ③ K	F SI 92 B FS 83 F FS 84 F FS 83 B SI 92 S SI 91 2-3 ② K		C SL 82 C SL 82 F SI 92 F SI 90 X FF 90 0-2 ② F8			X FF 91 0-0 15 FC6-5 2B		4	0	1	0	0	2	0
27 Jhonny Peralta, R (1, 6) OBP: 0.359, SLG: 0.512			4-2 20 2B 39 1B BB 0-1 2B		C SL 81 X SI 91 0-1 ③ G5-3			B FF 90 S SL 79 B SL 80 X FF 90 2-1 ① F7		3	1	1	0	1	0	1
20 Wilson Betemit, S (1, 5) OBP: 0.346, SLG: 0.426 15 Brandon Inge, R (7, 5) OBP: 0.245, SLG: 0.264			C CU 76 X CU 74 0-2 39 1B 1-3 14 1B 2B D CU 76 C FS 82 B FS 84 B FF 94 B FF 92 4-1 BB			C SL 80 C SI 90 B SI 90 F SI 89 B SL 80 F SI 89 X FF 91 2-2 39 FC2-5 39 S 1B		B FF 91 B FF 91 X FF 91 2-0 ② FC6-5 2-3		2 1	1 0	2 0	0 0	1 0	0 0	0 1
39 Ramon Santiago, S (1, 4) OBP: 0.302, SLG: 0.365			X SI 94 0-0 14 1B 21 HR 1B 2-3 3-H B SL 83 B SI 92 F SI 92 C SI 91 2-3 ③ K			S SL 81 X SL 80 0-1 ① FC2-5 14 G5-3 1-3		B FF 91 B FF 90 X FF 90 2-0 ③ F9		4	1	1	1	0	1	4
Inning Stats	R: 0 E: 0 K: 1 S: 12 H: 1 LOB: 0 BB: 0 P: 18	R: 0 E: 0 K: 1 S: 7 H: 0 LOB: 0 BB: 0 P: 9	R: 7 E: 0 K: 2 S: 25 H: 6 LOB: 2 BB: 3 P: 47	R: 1 E: 0 K: 0 S: 6 H: 2 LOB: 0 BB: 0 P: 13	R: 0 E: 0 K: 0 S: 9 H: 0 LOB: 0 BB: 0 P: 10	R: 0 E: 0 K: 0 S: 8 H: 1 LOB: 0 BB: 0 P: 12	R: 0 E: 0 K: 2 S: 13 H: 0 LOB: 1 BB: 1 P: 21	R: 0 E: 0 K: 0 S: 5 H: 1 LOB: 1 BB: 0 P: 11		1B: 6 2B: 3 3B: 0 HR: 2 SF: 0 SAC: 0 DP: 2 HBP: 0	WP: 0 PB: 0 SB: 2 CS: 0 PA: 36					

	AB	32
	R	8
	H	11
	RBI	8
	BB	4
	SO	6
	LOB	13

PITCHER		IP	WLS	BF	H	R	ER	SO	BB	IBB	HBP	BLK	WP	HR	S	P	ERA	WHIP
30 Ubaldo Jiménez, R ERA: 4.88	(1, 1)	3.1	L	21	9	8	8	4	3	0	0	0	0	2	48	83	21.60	3.600
38 Joe Smith, R ERA: 1.58	(4, 1)	2.2		7	1	0	0	0	0	0	0	0	0	0	19	26	0.00	0.375
52 Vinnie Pestano, R ERA: 2.63	(7, 1)	1.0		4	0	0	0	2	1	0	0	0	0	0	13	21	0.00	1.000
49 Tony Sipp, L ERA: 2.61	(8, 1)	1.0		4	1	0	0	0	0	0	0	0	0	0	5	11	0.00	1.000

PITCHER	IP	WLS	BF	H	R	ER	SO	BB	IBB	HBP	BLK	WP	HR	S	P	ERA	WHIP

Batter	1	2	3	4	5	6	7	8	9	AB	R	H	RBI	BB	SO	LOB
51 Ichiro Suzuki, L (1, 9) OBP: 0.307, SLG: 0.324	B SI 91 C SI 91 B CH 84 X SI 90 2-1 HR	C CH 84 F SI 92 D CH 86 F SI 93 B CH 86 F SI 92 B FF 91 F SI 92 C SI 92 3-3 ③ K			C SI 92 S CH 85 X CH 85 0-2 13 CS 1B		X SL 86 0-0 21 G1-3 1B		F FF 94 B FF 94 C SL 82 F SL 83 T FF 94 1-2 ① K	5	1	3	1	0	2	5
21 Franklin Gutierrez, R (1, 8) OBP: 0.247, SLG: 0.260	F SI 92 F SI 92 F SI 92 B SL 86 B SI 92 X CH 84 2-2 ① G6-3		C SI 89 S CH 84 B CH 84 S SI 91 1-3 ① K		1 SAFE C SI 90 1 SAFE C SI 92 X SI 92 0-2 ① L7		B SL 86 S SL 86 1 SAFE F SL 85 F SL 87 1 SAFE X SL 86 1-2 ② G1-3 1-2		B FF 94 C FF 93 F FF 93 B FF 94 B FF 92 X FF 93 3-2 ② SF8 3-H	4	0	0	1	0	1	2
13 Dustin Ackley, L (1, 4) OBP: 0.367, SLG: 0.472	C SI 93 S CH 86 B SI 93 X CH 86 1-2 ② F8		X SI 92 0-0 ② L7		B CH 85 B SI 93 C SI 92 X SI 92 2-1 ② 1-2 1B		C SL 86 X FF 86 0-1 ③ L6		B SL 83 B FF 92 B FF 92 C FF 93 B FF 93 4-1 1-2 2-3 BB	4	0	1	0	1	0	1
20 Mike Carp, L (1, 3) OBP: 0.376, SLG: 0.503	C SI 93 B SI 94 S CH 85 S CH 84 1-3 ③ K		C SI 92 H SI 93 1-1 33 1B HBP		B CH 84 X SI 92 1-0 ③ G3			B SL 87 F SL 86 C FF 87 X FF 86 1-2 ① F8	C FF 93 S SL 84 F FF 93 F SL 83 B FF 92 B FF 92 S FF 92 2-3 ③ K	4	0	0	0	0	2	4
33 Casper Wells, R (1, 10) OBP: 0.354, SLG: 0.518		F SI 91 H SI 92 1-1 4 1B 26 E HBP	B CH 84 C SI 91 B SI 91 X SI 91 2-1 1-2 1B			C SL 91 C SL 86 B SL 84 X SI 92 1-2 ① F9		X SI 91 0-0 ② G4-3		3	1	1	0	0	0	0
4 Adam Kennedy, L (1, 5) OBP: 0.279, SLG: 0.360		B SI 91 B SI 90 B SI 90 C SI 91 S SI 90 F SI 91 F CH 84 F SI 91 X SI 91 3-2 26 S 1-3 1B	B CH 85 T SI 92 B SI 92 C CH 84 X SI 93 2-2 ③ F7			X CH 84 0-0 ② F9		C FF 92 C SL 79 X FF 93 0-2 ③ G1-3		4	0	1	0	0	0	2
30 Miguel Olivo, R (1, 2) OBP: 0.250, SLG: 0.369		C SI 92 C SI 92 D CH 85 B SI 93 F CH 86 S FF 92 2-3 ① K		S SI 91 X SI 91 0-1 ① P5		B SI 92 B SL 86 S SI 91 B SI 92 X SI 91 3-1 2B			H FF 93 1-0 12 SH 26 HBP 21 SF8 HBP	3	1	1	0	0	1	2
26 Brendan Ryan, R (1, 6) OBP: 0.322, SLG: 0.335		F SI 92 S SI 92 B SI 92 F SI 92 F CH 84 B SI 92 B SI 92 S CH 85 3-3 ② K 1-2 3-H		S SI 92 C SL 86 B SL 85 F SI 91 B CH 83 S SI 92 2-3 ② K		X SI 92 0-0 ③ G6-3			B FF 93 B FF 93 B FF 92 C FF 92 H FF 92 4-1 13 S 12 SH 1-2 HBP	3	0	0	0	0	2	2
12 Trayvon Robinson, S (1, 7) OBP: 0.298, SLG: 0.432		B SI 92 B SI 92 S SI 91 B SI 91 2 SAFE B SI 90 4-1 BB		F SI 93 S SI 93 B SI 90 F SI 92 X CH 86 1-2 ③ G3			S FF 85 X SL 85 0-1 ① G6-3		L FF 92 B FF 93 X FF 92 1-1 SH 13 BB 1-2 2-3	2	0	0	0	1	0	0
Inning Stats	R: 1 E: 0 K: 1 S: 12 H: 1 LOB: 0 BB: 0 P: 18	R: 1 E: 1 K: 3 S: 23 H: 1 LOB: 2 BB: 1 P: 39	R: 0 E: 0 K: 1 S: 10 H: 1 LOB: 2 BB: 0 P: 16	R: 0 E: 0 K: 1 S: 10 H: 0 LOB: 0 BB: 0 P: 13	R: 0 E: 0 K: 0 S: 9 H: 2 LOB: 1 BB: 0 P: 12	R: 0 E: 0 K: 0 S: 7 H: 1 LOB: 1 BB: 0 P: 11	R: 0 E: 0 K: 0 S: 9 H: 1 LOB: 1 BB: 0 P: 10	R: 0 E: 0 K: 0 S: 7 H: 0 LOB: 0 BB: 0 P: 8	R: 1 E: 1 K: 2 S: 16 H: 0 LOB: 3 BB: 1 P: 32	1B: 5 2B: 1 3B: 0 HR: 1 SF: 1 SAC: 1 DP: 0 HBP: 4						

Seattle Mariners @ Cleveland Indians

Progressive Field, Cleveland, OH

Mon Aug 22 2011, 7:08 PM - 10:08 PM EDT

Att. 21,582 - Clear - 70 F

TOP

livebaseballscorecards.com

AB	32
R	3
H	7
RBI	2
BB	2
SO	8
LOB	18

WP: 0 PA: 40
PB: 0
SB: 2
CS: 1

PITCHER		IP	WLS	BF	H	R	ER	SO	BB	IBB	HBP	BLK	WP	HR	S	P	ERA	WHIP
55 Roberto Hernandez, R ERA: 4.76	(1, 1)	6.0		26	6	2	1	6	1	0	2	0	0	1	71	109	1.50	1.167
53 Rafael Perez, L ERA: 2.06	(7, 1)	1.1		5	1	0	0	0	0	0	0	0	0	0	12	14	0.00	0.750
52 Vinnie Pestano, R ERA: 2.59	(8, 1)	0.2		2	0	0	0	0	0	0	0	0	0	0	4	4	0.00	0.000
54 Chris Perez, R ERA: 3.0	(9, 1)	1.0	L	7	0	1	0	2	1	0	2	0	0	0	16	32	0.00	1.000

PITCHER	IP	WLS	BF	H	R	ER	SO	BB	IBB	HBP	BLK	WP	HR	S	P	ERA	WHIP

Seattle Mariners @ Cleveland Indians

Progressive Field, Cleveland, OH

Mon Aug 22 2011, 7:08 PM - 10:08 PM EDT

Att. 21,582 - Clear - 70 F

livebaseballscorecards.com

BOTTOM

Batter	1	2	3	4	5	6	7	8	9	AB	R	H	RBI	BB	SO	LOB
23 Michael Brantley, L (1, 7) OBP: 0.318, SLG: 0.384	C FF 86 S FF 87 B FF 88 B CH 81 X SI 88 2-2 L6	C SI 88 B FC 84 C CH 80 X SI 88 1-2 E6 1-2 2-3		F SI 88 B CH 81 F FF 88 F SI 88 X CH 80 1-2 G1-2-3 3-Hf			C FF 87 1 SAFE B CH 79 B SI 86 1 SAFE F SI 87 X CH 79 2-2 G3-5 1-3f			4	0	0	0	0	0	6
16 Jason Donald, R (1, 4) OBP: 0.302, SLG: 0.324	B SI 87 F SI 88 C FC 84 B FF 89 F FF 88 B CH 80 F FF 89 X FC 84 3-2 G6-3	T SI 88 X FF 88 0-1 P4			B CH 79 X SI 86 1-0 G1-3			B FF 92 B FF 92 C FF 92 B SL 80 X SI 93 3-1 F7		4	0	0	0	0	0	3
13 Asdrúbal Cabrera, S (1, 6) OBP: 0.347, SLG: 0.479	X SI 87 0-0 G6-3		B SI 86 B CH 80 C FC 84 X SI 88 2-1 P3		F SI 87 X CH 79 0-1 41 G6-4-3 1B			B CU 77 X FF 93 1-0 P5		4	0	1	0	0	0	0
41 Carlos Santana, S (1, 3) OBP: 0.350, SLG: 0.446		B CH 78 X SI 86 1-0 9 E 6 1B 2B	C FF 88 C CH 79 S CH 80 0-3 K		B SI 86 1 SAFE X CH 79 1-0 G6-4-3 1-2f			F SI 94 C CU 76 B CU 74 B CU 77 X FF 94 2-2 F8		4	1	1	0	0	1	1
1 Kosuke Fukudome, L (1, 9) OBP: 0.353, SLG: 0.359		B FF 86 C SI 87 2 SAFE B FF 87 C FC 83 S SI 88 2-3 K	X FF 87 0-0 F9			L FC 82 F SI 87 F FF 86 B SI 87 F CH 79 B FC 84 X SI 88 2-2 F7			B SI 97 X SI 96 1-0 F8	4	0	0	0	0	1	1
7 Matt LaPorta, R (1, 10) OBP: 0.293, SLG: 0.408		B SI 87 F SI 88 F SI 88 X SI 88 1-2 P2		B CH 80 S FF 87 S CH 79 X SI 87 1-2 F9		B CH 78 X SI 86 1-0 F9			X SI 97 0-0 G4-3	4	0	0	0	0	0	1
9 Jack Hannahan, L (1, 5) OBP: 0.320, SLG: 0.338		C FC 85 C SI 89 B FF 89 X FC 84 1-2 E6 6 1B 12 1B 2-3		B FF 84 S SI 88 S FF 85 H SI 88 2-2 12 1B 6 1B 23 G1-2-3 HBP		C SI 87 B CH 79 X CH 79 1-1 F9			B SI 96 B SI 96 C SI 96 C SI 97 B FS 88 X SI 97 3-2 8 1B	3	1	1	0	0	0	1
6 Lou Marson, R (1, 2) OBP: 0.297, SLG: 0.318 8 Lonnie Chisenhall, L (9, PH) OBP: 0.273, SLG: 0.372		B SI 88 C SI 88 B FF 87 D FC 86 C SI 89 X SI 89 3-2 23 E 12 1B 1-3 3-H 1B		C SI 87 F SI 87 B CH 80 B FF 88 X CH 80 2-2 12 1B 1-2 1B			B CH 79 B SI 86 X SI 86 2-0 12 FC4-6 1B		C SI 96 X SI 97 0-1 12 S 1-3 1B	3 1	0 0	3 1	1 0	0 0	0 0	0 0
12 Ezequiel Carrera, L (1, 8) OBP: 0.300, SLG: 0.290		B FF 88 F FF 88 S CH 79 X FF 84 1-2 23 E 1-2 3-H 1B		X SI 88 0-0 1-2 2-3 1B			L CH 80 L CH 78 B SI 87 1 SAFE X CH 79 1-2 FC4-6 23 G3-5 1-2f		B SI 97 C SI 96 F SI 96 B SI 96 B FS 86 F SI 97 F SI 96 F SI 96 X SI 96 3-2 G3 1-2	4	0	2	1	0	0	3
Inning Stats	R: 0 E: 0 K: 0 S: 9 H: 0 LOB: 0 BB: 0 P: 14	R: 2 E: 2 K: 1 S: 21 H: 3 LOB: 3 BB: 0 P: 31	R: 0 E: 0 K: 1 S: 6 H: 0 LOB: 0 BB: 0 P: 8	R: 0 E: 0 K: 0 S: 13 H: 2 LOB: 2 BB: 0 P: 19	R: 0 E: 0 K: 0 S: 4 H: 1 LOB: 0 BB: 0 P: 6	R: 0 E: 0 K: 0 S: 8 H: 0 LOB: 0 BB: 0 P: 12	R: 0 E: 0 K: 0 S: 7 H: 1 LOB: 0 BB: 0 P: 12	R: 0 E: 0 K: 0 S: 6 H: 0 LOB: 0 BB: 0 P: 12	R: 0 E: 0 K: 0 S: 13 H: 2 LOB: 2 BB: 0 P: 20	1B: 8 2B: 2 3B: 0 HR: 0	SF: 0 SAC: 0 DP: 3 HBP: 1	WP: 0 PB: 0 SB: 1 CS: 0	PA: 36			

	AB	35
	R	2
	H	9
	RBI	2
	BB	0
	SO	2
	LOB	16

PITCHER		IP	WLS	BF	H	R	ER	SO	BB	IBB	HBP	BLK	WP	HR	S	P	ERA	WHIP
38 Jason Vargas, L ERA: 4.18	(1, 1)	7.0		28	7	2	0	2	0	0	1	0	0	0	68	102	0.00	1.000
59 Chance Ruffin, R ERA: 2.7	(8, 1)	1.0	W	3	0	0	0	0	0	0	0	0	0	0	6	12	0.00	0.000
43 Brandon League, R ERA: 2.74	(9, 1)	1.0	S	5	2	0	0	0	0	0	0	0	0	0	13	20	0.00	2.000

PITCHER	IP	WLS	BF	H	R	ER	SO	BB	IBB	HBP	BLK	WP	HR	S	P	ERA	WHIP

Batter	1	2	3	4	5	6	7	8	9	AB	R	H	RBI	BB	SO	LOB
51 Ichiro Suzuki, L (1, 10) OBP: 0.310, SLG: 0.324	X SI 94 0-0 ① G3		B SI 94 X SI 90 1-0 ① L9		B SL 84 F SI 94 B SL 83 X SI 92 2-1 21 2B 2-H 1B		I IN 58 I I I 4-0 IBB		I IN 83 I IN 84 I IN 85 I IN 82 4-0 IBB	3	1	1	1	2	0	0
21 Franklin Gutierrez, R (1, 8) OBP: 0.249, SLG: 0.266	B FF 96 F SI 95 F SI 94 X SI 95 1-2 13 G1-6-3 1B		C SI 95 S SI 93 B SI 96 F SL 84 S SI 94 1-3 ② K		C SI 91 X SL 84 0-1 2-H 2B		S SI 92 F SI 92 F SI 93 B SI 93 B SI 95 X SI 93 2-2 ③ G5-3		B FF 93 X FF 93 1-0 ② P2	5	0	2	1	0	1	4
13 Dustin Ackley, L (1, 4) OBP: 0.359, SLG: 0.461	B FF 92 B SI 92 X SI 94 2-0 ②③ G1-6-3 1-2f		C SI 94 B SL 83 X SI 95 1-1 ③ F7		B SI 92 C SI 93 B SI 92 X FF 93 2-1 ③ P6			C SI 93 C SL 80 B SI 94 B SI 96 X SL 78 2-2 ① F8	D FF 92 B FF 93 X SI 93 2-0 ③ F8	5	0	0	0	0	0	4
20 Mike Carp, L (1, 3) OBP: 0.368, SLG: 0.491		F SI 92 C SI 94 B FF 95 F SI 96 S FF 95 1-3 ① K	C SI 91 C SL 82 B FF 94 B SI 94 C FF 95 2-3 ① K		F SI 91 F SI 94 X SL 84 0-2 ① F7			F SI 91 B SI 94 C FF 94 B SI 94 X SL 81 2-2 ② F9		4	0	0	0	0	2	0
33 Casper Wells, R (1, 9) OBP: 0.347, SLG: 0.506		B SI 92 X SI 93 1-0 ② G5-3	C SI 93 X SI 93 0-1 ② G3		S SI 94 B SI 94 F SI 93 S SI 94 1-3 ② K			B SI 93 F SI 91 F SI 92 S SI 94 1-3 ③ K		4	0	0	0	0	2	0
4 Adam Kennedy, L (1, 5) OBP: 0.278, SLG: 0.362 3 Josh Bard, S (9, 2) OBP: 0.250, SLG: 0.317		S SI 95 B SI 96 B SI 95 B SI 92 X SI 94 3-1 30 1B 2B	X SI 92 0-0 ③ G4-3		C SI 93 F SI 94 B SI 95 B SL 85 S SI 94 2-3 ③ K				X SI 92 0-0 ① G3	4 0	1 0	1 0	0 0	0 0	1 0	0 0
30 Miguel Olivo, R (1, 2) OBP: 0.253, SLG: 0.371 26 Brendan Ryan, R (9, PR) OBP: 0.322, SLG: 0.335 (9, 6)		B FF 95 X SI 95 1-0 15 1B 2-H 1B			C SI 92 S SL 84 S SI 94 0-3 ① K		B SL 81 X SI 93 1-0 ① G5-3		B SI 92 X SI 91 1-0 15 1B 12 2B 1B	4 0	0 1	2 0	1 0	0 0	1 0	0 0
15 Kyle Seager, L (1, 6) OBP: 0.321, SLG: 0.310 (9, 5)		C SI 92 F SI 95 B FF 94 X SI 95 1-2 1-2 1B			B SI 92 F SI 90 F SI 95 X SI 94 1-2 ② F7		B SI 93 B FF 94 F SI 89 X SI 90 2-1 2B		B FF 92 F SI 92 F SL 80 X SI 92 1-2 1-3 12 2B 1B	4	1	3	0	0	0	0
12 Trayvon Robinson, S (1, 7) OBP: 0.314, SLG: 0.479		C SI 92 C SI 94 F SI 94 X SL 82 0-2 ③ G3			X SI 93 0-0 51 1B 2B		F FF 93 X SL 82 0-1 ② G5-3		S FF 93 F SL 82 B SL 83 1 SAFE B SL 82 F FF 93 B SL 81 X FF 93 3-2 1-H 3-H 2B	4	1	2	2	0	0	3
Inning Stats	R: 0 E: 0 K: 0 S: 5 H: 1 LOB: 0 BB: 0 P: 8	R: 1 E: 0 K: 1 S: 15 H: 3 LOB: 2 BB: 0 P: 22	R: 0 E: 0 K: 1 S: 7 H: 0 LOB: 0 BB: 0 P: 10	R: 0 E: 0 K: 1 S: 6 H: 0 LOB: 0 BB: 0 P: 8	R: 2 E: 0 K: 1 S: 13 H: 3 LOB: 1 BB: 0 P: 18	R: 0 E: 0 K: 2 S: 9 H: 0 LOB: 0 BB: 0 P: 12	R: 0 E: 0 K: 0 S: 9 H: 1 LOB: 2 BB: 1 P: 18	R: 0 E: 0 K: 1 S: 9 H: 0 LOB: 0 BB: 0 P: 14	R: 2 E: 0 K: 0 S: 11 H: 3 LOB: 2 BB: 1 P: 23	1B: 6 2B: 5 3B: 0 HR: 0 SF: 0 SAC: 0 DP: 1 HBP: 0						

PITCHER	IP	WLS	BF	H	R	ER	SO	BB	IBB	HBP	BLK	WP	HR	S	P	ERA	WHIP
63 Justin Masterson, R (1, 1) ERA: 2.83	8.1		35	10	5	5	7	0	1	0	0	0	0	78	117	5.40	1.200
54 Chris Perez, R (9, 1) ERA: 2.96	0.2	W	4	1	0	0	0	0	1	0	0	0	0	6	16	0.00	1.500

PITCHER	IP	WLS	BF	H	R	ER	SO	BB	IBB	HBP	BLK	WP	HR	S	P	ERA	WHIP

TOP

Seattle Mariners @ Cleveland Indians

Progressive Field, Cleveland, OH

Tue Aug 23 2011, 1:05 PM - 3:56 PM EDT

Att. 22,805 - Partly Cloudy - 78 F

livebaseballscorecards.com

AB	37
R	5
H	11
RBI	5
BB	2
SO	7
LOB	11

WP: 0	PA: 39		
PB: 0			
SB: 0			
CS: 0			

Batter	1	2	3	4	5	6	7	8	9	AB	R	H	RBI	BB	SO	LOB
12 Ezequiel Carrera, L (1, 7) OBP: 0.314, SLG: 0.327	C FF 91 C FF 91 F FF 92 X FF 92 0-2 13 S 1 2B 1B		B CU 76 C FF 90 F CH 82 B CU 76 X FF 91 2-2 ① F7		C FF 90 B CH 82 F FF 91 F FF 91 F CU 78 F FF 92 X FF 91 1-2 2B		X FF 96 0-0 ① B2		B SI 96 B SI 95 B SI 96 C SI 96 C SI 95 X SI 97 3-2 13 E 17 HR 2B	5	2	3	0	0	0	1
13 Asdrúbal Cabrera, S (1, 6) OBP: 0.344, SLG: 0.474	B SI 91 C SI 91 1 SAFE S FF 91 1 SAFE B SI 91 D CU 78 X FF 92 3-2 ① F9 1-2		B CU 76 B CH 82 X FF 91 2-0 ② G4-3		B FF 90 B SI 91 F FF 90 C FF 90 X FF 91 2-2 ② P6		B SI 94 B FF 93 X SI 93 2-0 ② F9		X SI 96 0-0 FC4 17 HR 2-3	5	1	0	0	0	0	4
17 Shin-Soo Choo, L (1, 9) OBP: 0.344, SLG: 0.377	S FF 91 S CU 76 S FF 92 0-3 ② K		B SL 77 B FF 91 C FF 92 F FF 91 X FF 91 2-2 2B		F FF 91 X CU 78 0-1 ③ G1-3		B FF 95 B SI 93 F FF 95 B SI 94 B FF 93 4-1 41 1B 1-2 BB		X SI 96 0-0 1-H 3-H HR	4	1	2	3	1	1	2
41 Carlos Santana, S (1, 2) OBP: 0.351, SLG: 0.445	B CU 76 F SI 91 S CU 78 B FF 91 2 SAFE B CU 78 B SL 80 4-2 1 2B BB		C SI 90 C SI 91 B SI 90 X CU 79 1-2 ③ F9			B CH 81 B CU 74 B FF 91 C FF 89 X FF 90 3-1 ① P5	B SI 90 B FC 88 X SI 90 2-0 ③ 1-3 2-H 1B			3	0	1	1	1	0	1
1 Kosuke Fukudome, L (1, 8) OBP: 0.357, SLG: 0.369	C SI 91 F FF 92 X SI 92 0-2 1-3 2-H 2B			B FF 88 B FF 89 C FF 89 B CH 81 X SI 90 3-1 8 1B 2B		B SI 91 F FF 92 B SL 81 C FF 91 F SL 83 B CH 83 F CU 76 F FF 91 X SL 80 3-2 8 2B 7 SF8 1B		C CU 76 C SI 91 F CU 78 X CU 81 0-2 ① G1-3		4	2	3	1	0	0	0
8 Lonnie Chisenhall, L (1, 10) OBP: 0.280, SLG: 0.385	C SI 90 F CU 77 F FF 90 S CH 84 0-3 ③ K			X SI 90 0-0 9 L4-3 2-H 1B		X SI 89 0-0 7 SF8 1-3 2B		B CU 76 X SI 91 1-0 ② G6-3		4	0	2	1	0	1	2
7 Matt LaPorta, R (1, 3) OBP: 0.292, SLG: 0.411		B CU 76 S FF 90 B SL 77 B FF 90 F FF 89 T FF 92 3-2 ① K		S CU 76 F SI 91 S SL 82 0-3 ① K		B FF 91 X SL 80 1-0 ② SF8 2-3 3-H		X SI 91 0-0 2B		3	0	1	1	0	2	1
9 Jack Hannahan, L (1, 5) OBP: 0.319, SLG: 0.335		B SI 90 C FF 92 X SL 78 1-1 ② G4-3		B CH 82 1 SAFE C CH 82 B SI 90 X SL 76 2-1 ② ③ L4-3 1-1		C SI 93 X CU 78 0-1 ③ G4-1		B CU 78 D SL 84 C FC 88 B CU 77 F FC 89 F SL 86 F SI 90 B SL 83 4-2 2 FC4-6 BB		3	0	0	0	1	0	2
2 Luis Valbuena, L (1, 4) OBP: 0.152, SLG: 0.125		X SI 91 0-0 ③ F7			B CU 73 B SI 91 F FF 90 X CH 83 2-1 ① G1-3		B FF 93 B FF 92 C FF 94 F FF 93 B FF 95 B FF 92 4-2 17 BB 41 1B BB		B SI 92 S FC 90 2 SAFE S FC 89 B CU 78 X FC 89 2-2 ③ FC4-6 1-2f		3	1	0	0	1	0	2
Inning Stats	R: 1 H: 2 E: 0 LOB: 2 K: 2 BB: 1 S: 19 P: 26	R: 0 H: 0 E: 0 LOB: 0 K: 1 BB: 0 S: 6 P: 10	R: 0 H: 1 E: 0 LOB: 1 K: 0 BB: 0 S: 10 P: 17	R: 1 H: 2 E: 0 LOB: 0 K: 1 BB: 0 S: 8 P: 13	R: 0 H: 1 E: 0 LOB: 1 K: 0 BB: 0 S: 13 P: 18	R: 1 H: 2 E: 0 LOB: 1 K: 0 BB: 0 S: 12 P: 19	R: 1 H: 1 E: 0 LOB: 2 K: 0 BB: 2 S: 6 P: 18	R: 0 H: 1 E: 0 LOB: 2 K: 0 BB: 1 S: 13 P: 20	R: 3 H: 2 E: 1 LOB: 0 K: 0 BB: 0 S: 5 P: 8	1B: 4 SF: 1 2B: 8 SAC: 0 3B: 0 DP: 1 HR: 1 HBP: 0						

BOTTOM

Seattle Mariners @ Cleveland Indians

Progressive Field, Cleveland, OH

Tue Aug 23 2011, 1:05 PM - 3:56 PM EDT

Att. 22,805 - Partly Cloudy - 78 F

livebaseballscorecards.com

AB	34
R	7
H	12
RBI	7
BB	4
SO	4
LOB	15

WP: 0 PA: 39
PB: 0
SB: 1
CS: 0

PITCHER	IP	WLS	BF	H	R	ER	SO	BB	IBB	HBP	BLK	WP	HR	S	P	ERA	WHIP
49 Blake Beavan, R (1, 1) ERA: 4.14	6.0		26	8	3	3	4	1	0	0	0	0	0	68	103	4.50	1.500
57 Dan Cortes, R (7, 1) ERA: 3.48	0.2		4	0	1	1	0	2	0	0	0	0	0	5	15	13.50	3.000
50 Jamey Wright, R (7, 1) ERA: 3.93	1.1		6	2	0	0	0	1	0	0	0	0	0	14	23	0.00	2.250
43 Brandon League, R (9, 1) ERA: 3.1	0.0	L	3	2	3	2	0	0	0	0	0	1		5	8	∞	∞

PITCHER	IP	WLS	BF	H	R	ER	SO	BB	IBB	HBP	BLK	WP	HR	S	P	ERA	WHIP

Batter	1	2	3	4	5	6	7	8	9	AB	R	H	RBI	BB	SO	LOB
51 Ichiro Suzuki, L (1, 9) OBP: 0.312, SLG: 0.325	B SI 89 X FF 90 1-0 ① L4		B SL 85 X SI 90 1-0 ① FC6-4 (21 2B; 21 E) 1-2f 2-3	I IN 56 4-0 21 1B; 13 1B IBB	X SI 93 0-0 13 S 1-2 1B		1 SAFE C FC 87 X CH 81 0-1 21 1B 1-2 1B		F FF 92 S SL 82 F FF 92 X SL 82 0-2 ② G1-3	5	2	2	0	1	0	2
21 Franklin Gutierrez, R (1, 8) OBP: 0.258, SLG: 0.276	B FF 91 X FF 90 1-0 ② P5		B SI 89 X SI 90 1-0 E7 (13 1B) 1-H 3-H 2B	F SI 90 D SL 86 X SL 86 1-1 13 1B; 29 E 1-2 2-3 3-H 1B	B SL 87 X SI 94 1-0 ② F8 2-3		F SI 90 X FC 89 0-1 1-2 2-3 1B		B CH 82 B FF 91 F FF 92 B SL 82 S FF 91 B FF 93 4-2 BB	5	2	3	2	1	0	2
13 Dustin Ackley, L (1, 4) OBP: 0.359, SLG: 0.457	C FF 91 C CU 77 F FF 94 F SL 87 X CU 78 0-2 ③ L4		B SL 85 C SI 90 X CU 79 1-1 20 HR 2-H 1B	C FF 90 B FF 91 S CH 79 X CH 79 1-2 20 G1-3; 29 E 1-3 2-H 3-H 1B	F SI 94 D CH 88 B SI 94 B SI 94 F FF 94 X SI 94 3-2 ③ F8 1-2		S CU 79 S CU 79 F CU 78 B FC 87 B SI 90 F CH 84 C SI 91 2-3 ② K		D SL 83 C FF 92 C SL 84 F FF 92 D SL 84 S SL 83 2-3 ③ K	6	2	2	3	0	2	6
20 Mike Carp, L (1, 3) OBP: 0.363, SLG: 0.500		B FF 91 F FF 89 F FF 91 B FF 93 C FF 90 2-3 ① K	F SI 90 B FF 90 X FF 90 1-1 ① HR 1-H	C SI 92 X CH 87 0-1 ② G1-3 1-2		S SL 85 X SI 94 0-1 ① F7	B FC 90 B FF 90 F FC 88 B FC 88 S FF 91 C SI 91 3-3 ③ K			5	1	1	2	0	2	5
29 Wily Mo Peña, R (1, 10) OBP: 0.194, SLG: 0.478		C FF 91 B FF 93 T SL 87 B FF 93 X FF 90 2-2 ② G6-3	C SI 91 B FF 92 B SL 87 B FF 91 X FF 89 3-1 ② F8	B SI 94 B SI 94 F FF 94 B SI 94 F FF 94 F FF 94 X FF 94 3-2 E8 2-H 3-H		X SL 85 0-0 ② G5-3		B CU 76 X SI 89 1-0 ① G5-3		5	0	0	0	0	0	0
15 Kyle Seager, L (1, 5) OBP: 0.337, SLG: 0.382		X FF 92 0-0 2B	B CU 78 B FF 90 C FF 91 F SI 90 X FF 90 2-2 ③ F7	F CH 87 B SI 95 X CH 87 1-1 ③ G4-3		C FF 95 S SL 85 F SI 95 B SL 87 X SI 95 1-2 1B		B CH 80 B FC 86 X FF 90 2-0 HR		5	1	3	1	0	0	1
26 Brendan Ryan, R (1, 6) OBP: 0.320, SLG: 0.336		X FF 90 0-0 ③ G5-3		C SL 84 S CU 78 C FF 93 0-3 ① K	C SL 86 B SL 87 C FF 94 X SI 94 1-2 3 G4-3; 12 1B	B SL 86 F SI 94 S SL 87 S SL 87 1-3 ③ K		C SI 90 F FC 87 B FC 89 S SI 90 1-3 ② K		5	1	1	0	0	3	2
3 Josh Bard, S (1, 2) OBP: 0.261, SLG: 0.313			B FF 90 F FF 91 B SI 90 B SI 90 B FF 90 4-1 51 FC6-4; 12 1B; 21 2B BB	B CU 78 F FF 91 F FF 91 F SL 84 B FF 91 F SI 90 F FF 90 B CU 78 X SI 90 3-2 12 2B; 21 1B	X FF 93 0-0 ① G4-3 2-3		B SI 89 B FC 86 F FC 86 B CH 80 X SI 90 3-1 ① G1-3	F FC 88 F CH 83 B SI 90 X FC 88 1-2 ③ G3		4	2	1	0	1	0	1
12 Trayvon Robinson, S (1, 7) OBP: 0.357, SLG: 0.528			C FF 90 C CU 76 F FF 93 B FF 91 D CU 77 X FF 92 2-2 51 FC6-4 1-2 1B	S CH 79 X SI 91 0-1 21 1B; 13 1B 1-3 2B	B SI 94 S CH 88 S CH 88 D CH 88 X SI 94 2-2 21 F8; 51 1B 3-H 1B		C FC 86 X CU 78 0-1 21 1B; 51 1B		C FF 91 S CH 83 X CH 83 0-2 ① G1-3	5	1	4	1	0	0	0
Inning Stats	R: 0 E: 0 K: 0 S: 7 H: 0 LOB: 0 BB: 0 P: 9	R: 0 E: 0 K: 1 S: 8 H: 1 LOB: 1 BB: 0 P: 12	R: 5 E: 1 K: 0 S: 16 H: 4 LOB: 0 BB: 1 P: 31	R: 5 E: 1 K: 1 S: 24 H: 4 LOB: 1 BB: 1 P: 37	R: 1 E: 0 K: 0 S: 12 H: 3 LOB: 2 BB: 0 P: 19	R: 0 E: 0 K: 1 S: 10 H: 1 LOB: 1 BB: 0 P: 12	R: 0 E: 0 K: 2 S: 16 H: 3 LOB: 3 BB: 0 P: 24	R: 1 E: 0 K: 1 S: 8 H: 1 LOB: 0 BB: 0 P: 13	R: 0 E: 0 K: 1 S: 13 H: 0 LOB: 1 BB: 1 P: 19	1B: 11 2B: 4 3B: 0 HR: 2	SF: 0 SAC: 0 DP: 0 HBP: 0		WP: 0 PB: 0 SB: 1 CS: 0	PA: 48			

PITCHER		IP	WLS	BF	H	R	ER	SO	BB	IBB	HBP	BLK	WP	HR	S	P	ERA	WHIP
57 Zach McAllister, R ERA: 12.27	(1, 1)	3.1	L	21	9	10	8	2	1	1	0	0	0	1	47	77	21.60	3.000
56 Frank Herrmann, R ERA: 5.08	(4, 1)	2.2		13	4	1	1	1	0	0	0	0	0	0	30	43	3.38	1.500
37 Chad Durbin, R ERA: 5.43	(7, 1)	2.0		10	4	1	1	3	0	0	0	0	0	1	24	37	4.50	2.000
49 Tony Sipp, L ERA: 2.56	(9, 1)	1.0		4	0	0	0	1	1	0	0	0	0	0	13	19	0.00	1.000

PITCHER	IP	WLS	BF	H	R	ER	SO	BB	IBB	HBP	BLK	WP	HR	S	P	ERA	WHIP

TOP

Seattle Mariners @ Cleveland Indians

Progressive Field, Cleveland, OH

Tue Aug 23 2011, 7:05 PM - 10:20 PM EDT

Att. 22,590 - Partly Cloudy - 77 F

livebaseballscorecards.com

AB	45
R	12
H	17
RBI	9
BB	3
SO	7
LOB	19

Seattle Mariners @ Cleveland Indians

Progressive Field, Cleveland, OH

Tue Aug 23 2011, 7:05 PM - 10:20 PM EDT

Att. 22,590 - Partly Cloudy - 77 F

livebaseballscorecards.com

BOTTOM

Batter	1	2	3	4	5	6	7	8	9	AB	R	H	RBI	BB	SO	LOB
12 Ezequiel Carrera, L (1, 7) OBP: 0.318, SLG: 0.330	B SI 83 C SI 84 F SI 85 X SI 87 1-2 17 CS 1B		B CH 70 B SI 83 C CH 74 X CH 70 2-1 ① F8 C CU 68 S CH 72 X CH 71 0-2 ③ P5			C FF 96 B CU 77 F FF 96 D CU 81 F FF 96 F FF 97 B FF 97 F FF 97 F SI 94 X FF 96 3-2 1-2 2-3 3-H 1B		D SI 93 B FF 93 B FF 92 C FF 95 C FF 94 X FF 94 3-2 ① F7		5	0	2	1	0	0	3
13 Asdrúbal Cabrera, S (1, 6) OBP: 0.343, SLG: 0.470	1 SAFE B SI 79 C SI 84 S CH 73 B SI 86 S SI 86 2-3 ① K		F CH 77 F CH 71 X CH 69 0-2 ② G6-3		C CH 79 X CH 70 0-1 ① F9	C CU 79 F CU 79 S FF 97 0-3 ② K		B SL 85 B FF 94 B FF 94 B FF 94 4-0 17 BB 1-2 2-3 BB		4	0	0	0	1	2	4
17 Shin-Soo Choo, L (1, 9) OBP: 0.347, SLG: 0.395	1 SAFE 1 SAFE C SI 86 C SI 82 X SI 89 0-2 ② 1-2 3B		C SI 86 X CU 68 0-1 HR		B SI 83 S SI 85 S SI 86 S CH 74 1-3 ② K X FF 97 0-0 ③ G4-3			B SL 84 B FF 94 B FF 93 B FF 94 4-0 1-2 2-3 3-H BB		4	1	2	2	1	1	3
41 Carlos Santana, S (1, 3) OBP: 0.350, SLG: 0.441	B SI 84 B CH 73 S CH 76 F SI 85 B SI 84 B CH 73 4-2 BB		C CU 67 B SI 83 C SI 85 X SI 85 1-2 ③ G1-3		B CH 72 C CU 67 X CH 72 1-1 ③ G5-3		S FF 96 C CU 78 F CU 80 S FF 96 0-3 ① K	B CH 88 B SI 93 X SI 93 2-0 ② F6		4	0	0	0	1	1	3
47 Shelley Duncan, R (1, 10) OBP: 0.308, SLG: 0.434	B CH 72 X CH 72 1-0 ③ F8			B SI 82 B SI 83 B CH 76 C SI 81 X CH 75 3-1 1 G3 16 1B 2B		B CH 78 B CU 64 B SI 84 C SI 81 B SI 79 4-1 1 1B 9 1B BB	B F FF 96 F FF 97 F FF 97 X CU 80 1-2 1 BLK 2B	B SI 93 S FF 94 F SI 94 X FF 95 1-2 ③ L5		4	2	2	0	1	0	5
1 Kosuke Fukudome, L (1, 8) OBP: 0.357, SLG: 0.377		B SI 82 C SI 83 B CH 78 X CH 78 2-1 HR		C SI 83 B SI 84 F CH 71 F CH 72 F SI 86 D CU 71 B CH 71 F SI 84 X CH 73 3-2 ① G3 2-3		X CH 72 0-0 6 HBP 9 1B 12 1B 1-2 1B	C CU 78 C FF 96 F FF 96 F FF 96 D CU 80 D CU 80 C FF 97 2-3 ② K 2-3		B SI 94 C SI 94 B FF 94 X SI 94 2-1 ① G4-3	5	2	2	1	0	1	2
16 Jason Donald, R (1, 4) OBP: 0.292, SLG: 0.310		C CH 78 X SI 81 0-1 ① G6-3		F SI 87 B SI 86 B SI 86 F CH 72 B SI 86 X SI 86 3-2 9 E 6 G1-4-3 9 1B 3-H 1B		B CH 73 B CH 72 C CH 79 X SI 81 2-1 ① P3	B FF 96 S FF 96 F FF 96 C CU 79 1-3 ③ K		B SI 95 F FF 95 X SI 94 1-1 ② G5-3	5	1	1	1	0	1	3
9 Jack Hannahan, L (1, 5) OBP: 0.327, SLG: 0.343		B CU 68 C SI 84 X CH 71 1-1 ② P2		C SI 81 B CH 72 S CH 73 D CH 73 F SI 86 X SI 87 2-2 6 G1-4-3 1-3 E7 1B		S CH 74 C SI 86 X CH 73 0-2 12 1B 6 HBP 1-2 2-H 1B		C SI 93 B SL 83 F FF 92 B FF 94 F SL 80 X SL 82 2-2 13 BB 6 BB 17 BB 1B	C FF 94 B FF 94 B SI 90 X FF 95 2-1 1B	5	1	4	1	0	0	0
6 Lou Marson, R (1, 2) OBP: 0.300, SLG: 0.313		C SI 84 B SI 85 B SI 80 X CH 73 2-1 ③ G6-3		X CH 72 0-0 ② G1-4-3 2-3 3-H		H SI 94 1-0 12 1B 1-2 2-3 HBP		B SL 82 F SL 82 B FF 92 C SI 93 D FF 94 B FF 92 4-2 17 BB 13 BB 1-2 BB	S FF 93 B FF 93 F FF 94 X FF 94 1-2 ③ F9	3	0	0	1	1	0	2
Inning Stats	R: 0 E: 0 K: 1 S: 12 H: 2 LOB: 2 BB: 1 P: 20	R: 1 E: 0 K: 0 S: 8 H: 1 LOB: 0 BB: 0 P: 13	R: 1 E: 0 K: 0 S: 10 H: 1 LOB: 0 BB: 0 P: 13	R: 2 E: 1 K: 0 S: 19 H: 3 LOB: 1 BB: 0 P: 30	R: 0 E: 0 K: 1 S: 7 H: 0 LOB: 0 BB: 0 P: 9	R: 2 E: 0 K: 1 S: 18 H: 3 LOB: 3 BB: 1 P: 28	R: 0 E: 0 K: 3 S: 16 H: 1 LOB: 1 BB: 0 P: 20	R: 1 E: 0 K: 0 S: 13 H: 1 LOB: 3 BB: 3 P: 33	R: 0 E: 0 K: 0 S: 9 H: 1 LOB: 1 BB: 0 P: 15	1B: 8 2B: 2 3B: 1 HR: 2 SF: 0 SAC: 0 DP: 0 HBP: 1	WP: 0 PB: 0 SB: 0 CS: 1 PA: 45					

PITCHER	IP	WLS	BF	H	R	ER	SO	BB	IBB	HBP	BLK	WP	HR	S	P	ERA	WHIP
59 Anthony Vasquez, L (1, 1) ERA: 8.44	5.1	W	26	9	6	5	2	2	0	0	0	0	2	63	98	8.44	2.062
54 Tom Wilhelmsen, R (6, 1) ERA: 4.74	1.2		8	2	0	0	4	0	0	1	1	0	0	27	35	0.00	1.200
59 Chance Ruffin, R (8, 1) ERA: 3.86	0.1		5	1	1	1	0	3	0	0	0	0	0	9	26	27.00	12.000
60 Jeff Gray, R (8, 1) ERA: 3.79	1.2	S	6	1	0	0	0	0	0	0	0	0	0	13	22	0.00	0.600

PITCHER	IP	WLS	BF	H	R	ER	SO	BB	IBB	HBP	BLK	WP	HR	S	P	ERA	WHIP

AB	39
R	7
H	13
RBI	7
BB	5
SO	6
LOB	25

Batter	1	2	3	4	5	6	7	8	9	AB	R	H	RBI	BB	SO	LOB
51 Ichiro Suzuki, L (1, 9) OBP: 0.312, SLG: 0.325	C FF 86 C CH 76 B CU 71 F CU 68 B FF 88 X CH 76 2-2 1B		X CU 66 0-0 ① G3	B FF 86 C FF 86 B FC 86 F SI 86 X CU 70 2-2 ③ L3		C SL 80 B SL 80 B SI 91 F FF 91 X SL 82 2-2 26 S 1B	X SL 88 0-0 ② FC6-4 26 3B 1-2f 2-3 3-H		C SI 91 F SL 79 B SL 80 X FF 91 1-2 ① G3	6	1	2	1	0	0	2
26 Brendan Ryan, R (1, 6) OBP: 0.323, SLG: 0.342	1 SAFE L FC 83 1 SAFE F FC 83 B FF 88 C FF 88 1-3 ① K		C SI 86 X FC 83 0-1 ② G5-3		C CU 68 B FC 83 B FF 86 S FC 83 B CU 72 F FF 88 F FC 82 F FC 84 X FF 88 3-2 20 WP 13 1B 30 1B 1B	B SI 90 C SL 81 1 SAFE D SI 90 B SI 91 B SI 92 4-1 1-2 BB	C SL 88 X SL 86 0-1 1-H 3-H 3B		F FF 92 B SL 80 S SI 92 F FF 91 X SI 91 1-2 ② F9	5	1	2	2	1	1	1
13 Dustin Ackley, L (1, 4) OBP: 0.366, SLG: 0.460	C FF 85 1 SAFE F FC 86 B SI 88 S CU 72 1-3 ② K		B SI 86 X FC 85 1-0 20 1B 1B		B SI 86 1 SAFE B FC 84 C CH 83 X FF 85 2-1 30 1B 15 2B 1-2 1B	B SI 82 B SI 91 F SI 90 F SI 91 B FF 92 C SL 81 3-3 ① K	B SL 87 B FF 89 B FF 90 C FF 89 B FF 89 4-1 BB		B SL 78 X SI 92 1-0 1B	5	1	3	0	1	2	3
20 Mike Carp, L (1, 3) OBP: 0.357, SLG: 0.488	1 SAFE B FF 86 C CH 79 1 SAFE S FF 85 S CU 71 1-3 ③ K		X CH 77 0-0 1-2 1B		F CU 70 C FC 84 S CU 71 0-3 ① K 2-3	C SI 91 C SL 82 B SI 92 C FF 92 1-3 ② K	F FF 89 F SL 86 S SL 86 0-3 ③ K		X FF 91 0-0 ③ G5-3	6	0	1	0	0	4	8
33 Casper Wells, R (1, 7) OBP: 0.338, SLG: 0.492		B FC 82 C FC 83 F FF 88 S FC 85 1-3 ① K	T CH 84 D CU 71 X SI 88 1-1 ③ P3		S FC 83 1 SAFE B SI 87 F FC 84 X FC 84 1-2 ② P4	B SL 82 B SL 81 F SI 90 F SI 91 F SI 92 X SL 82 2-2 ③ P5		B FC 86 F FC 87 F SI 89 C CU 76 1-3 ① K		5	0	0	0	0	2	6
30 Miguel Olivo, R (1, 2) OBP: 0.252, SLG: 0.368		B FC 83 S FC 84 S FC 85 B FC 85 X FC 84 2-2 ② G1-3		B CU 68 C FC 82 S FC 83 B CU 70 X FC 82 2-2 ① F7	S CU 73 1 SAFE C FC 83 F CU 73 B FC 84 X FC 84 1-2 15 2B 29 2B 1-2 3-H 1B		X SL 86 0-0 ① F9	C FC 88 B SI 90 F FC 88 X CU 78 1-2 ② P3		5	1	1	1	0	0	0
15 Kyle Seager, L (1, 5) OBP: 0.375, SLG: 0.450		X FF 87 0-0 2B		B FC 85 F FF 88 B CU 68 X FC 84 2-1 29 HR 2B	C CU 69 X CU 72 0-1 1-3 2-H 29 2B 2B		B FF 90 B SL 86 C SL 85 F SL 86 B SL 87 F SL 87 B SL 85 4-2 12 BB 29 1B 51 FC6-4 BB	B FC 88 X FC 88 1-0 29 HBP 1B		4	3	4	1	1	0	0
29 Wily Mo Peña, R (1, 10) OBP: 0.250, SLG: 0.557		B FF 88 B FF 88 B FC 84 B FF 88 4-0 BB		B SI 87 X FF 84 1-0 2-H HR	C FF 88 X SI 87 0-1 2-H 3-H 2B		B SL 85 F SL 86 X SL 85 1-1 51 FC6-4 12 BB 26 3B 1-2 1B	B SI 90 H SI 90 2-0 1-2 HBP		3	2	3	4	1	0	0
12 Trayvon Robinson, S (1, 8) OBP: 0.350, SLG: 0.500 21 Franklin Gutierrez, R (7, 8) OBP: 0.257, SLG: 0.275		C FC 86 C CU 70 S CU 72 0-3 ③ K		X FC 86 0-0 ② B1-3	C SL 81 X SI 91 0-1 ③ P5		B SL 86 B FF 86 F FF 90 B FF 91 B FF 89 4-1 51 FC6-4 1-2 2-3 BB	B CU 75 C FC 88 X SI 90 1-1 ③ P4		3 1	0 0	0 0	0 0	1 0	1 0	3 2
Inning Stats	R: 0 H: 1 E: 0 LOB: 1 K: 3 BB: 0 S: 13 P: 18	R: 0 H: 1 E: 0 LOB: 2 K: 2 BB: 1 S: 10 P: 17	R: 0 H: 2 E: 0 LOB: 2 K: 0 BB: 0 S: 7 P: 9	R: 2 H: 2 E: 0 LOB: 0 K: 0 BB: 0 S: 10 P: 17	R: 4 H: 5 E: 0 LOB: 1 K: 1 BB: 0 S: 24 P: 31	R: 0 H: 1 E: 0 LOB: 2 K: 2 BB: 1 S: 14 P: 26	R: 3 H: 2 E: 0 LOB: 2 K: 1 BB: 3 S: 14 P: 27	R: 0 H: 1 E: 0 LOB: 2 K: 1 BB: 0 S: 9 P: 15	R: 0 H: 1 E: 0 LOB: 1 K: 0 BB: 0 S: 9 P: 12	1B: 10 2B: 4 3B: 1 HR: 1	SF: 0 SAC: 0 DP: 0 HBP: 1			WP: 1 PB: 0 SB: 1 CS: 0	PA: 49		

TOP

Seattle Mariners @ Cleveland Indians

Progressive Field, Cleveland, OH

Wed Aug 24 2011, 12:07 PM - 3:22 PM EDT

Att. 16,037 - Sunny - 77 F

livebaseballscorecards.com

AB	43
R	9
H	16
RBI	9
BB	5
SO	10
LOB	25

PITCHER		IP	WLS	BF	H	R	ER	SO	BB	IBB	HBP	BLK	WP	HR	S	P	ERA	WHIP
43 Josh Tomlin, R ERA: 4.25	(1, 1)	4.2	L	26	11	6	6	6	1	0	0	0	1	1	62	90	11.57	2.571
38 Joe Smith, R ERA: 1.54	(5, 1)	1.1		6	1	0	0	2	1	0	0	0	0	0	16	28	0.00	1.500
53 Rafael Perez, L ERA: 2.53	(7, 1)	1.0		8	2	3	3	1	3	0	0	0	0	0	14	27	27.00	5.000
37 Chad Durbin, R ERA: 5.33	(8, 1)	1.0		5	1	0	0	1	0	0	1	0	0	0	9	15	0.00	1.000
52 Vinnie Pestano, R ERA: 2.54	(9, 1)	1.0		4	1	0	0	0	0	0	0	0	0	0	9	12	0.00	1.000

PITCHER	IP	WLS	BF	H	R	ER	SO	BB	IBB	HBP	BLK	WP	HR	S	P	ERA	WHIP

Batter	1	2	3	4	5	6	7	8	9	AB	R	H	RBI	BB	SO	LOB
12 Ezequiel Carrera, L (1, 8) OBP: 0.322, SLG: 0.327	B SI 91 B CH 90 C CH 91 F CH 87 B CU 82 B SI 92 4-2 47 E 47 1B BB		X SI 92 0-0 46 F9 46 S 47 1B 1B	F SI 93 F SI 92 F CH 89 T CH 89 0-2 ③ K		C SI 92 F SI 93 F CH 89 S CH 89 0-3 ③ K		C SI 91 C FC 89 C CU 80 0-3 ③ K		4	1	1	0	1	3	5
46 Cord Phelps, S (1, 4) OBP: 0.288, SLG: 0.294	1 SAFE C SI 92 F CH 87 X SI 93 0-2 ① F7		1 SAFE F SI 91 1 SAFE B CU 82 S CH 88 B CU 83 X FF 93 2-2 ① F9 1-3		X CH 90 0-0 E7 41 G3		B SI 90 B SI 89 B SI 90 C SI 89 F FC 87 F FC 90 X SI 90 3-2 ① F8		B FF 93 C FF 93 B FF 94 X FF 93 2-1 ① G4-3	5	0	0	0	0	0	2
41 Carlos Santana, S (1, 2) OBP: 0.347, SLG: 0.437 6 Lou Marson, R (9, 2) OBP: 0.298, SLG: 0.311	X CH 88 0-0 ② F7		F SI 92 C FF 93 F CH 89 F CU 82 D SL 87 B FF 94 S CU 82 2-3 ② K		C SI 92 B SI 92 S CH 87 B FF 93 D SL 88 X CH 90 3-2 ① G3 2-3		C SI 91 F FC 89 B S CU 78 1-3 ② K		C FF 93 F FF 94 B SL 80 C SL 79 1-3 ② K	4 1	0 0	0 0	0 0	0 0	2 1	3 0
47 Shelley Duncan, R (1, 7) OBP: 0.319, SLG: 0.441	1 SAFE 1 SAFE C SI 92 X SL 86 0-1 E8 1 BB 1-3 1B		F SI 94 X CH 89 0-1 3-H 1B		B SI 93 F FF 94 C SI 93 B FF 93 S CH 90 2-3 ② K		C FC 89 B SL 84 F FC 88 B CU 78 B SL 84 F SI 92 X SI 92 3-2 E6 1B		C FF 94 F FF 94 B SL 78 X FF 94 1-2 ③ L5	5	0	3	1	0	1	1
1 Kosuke Fukudome, L (1, 9) OBP: 0.356, SLG: 0.374	S SI 93 B FF 93 D CH 89 S CH 88 F FF 92 B SI 92 D CH 89 4-2 1-2 BB		D SI 93 B SI 92 X SI 92 2-0 ③ G3		C SI 93 D CU 83 X CU 82 1-1 ③ G3-1		B SI 92 C FC 89 S CU 78 D CU 79 C SI 91 2-3 ③ K			3	0	0	0	1	1	3
8 Lonnie Chisenhall, L (1, 10) OBP: 0.279, SLG: 0.388	B SI 93 C FF 93 C CU 81 F CH 89 B FF 93 S CU 83 2-3 ③ K			B CH 90 X CH 91 1-0 9 1B 2B		C CU 80 B CU 81 X CH 86 1-1 ① G3		B SI 90 C FC 88 S FC 88 B CU 78 F FC 89 T CU 79 2-2 ① K		4	1	1	0	0	2	3
7 Matt LaPorta, R (1, 3) OBP: 0.294, SLG: 0.412		B CU 80 S FF 91 B SI 91 F FF 92 F FF 93 S CH 87 2-3 ① K		F SI 92 F SI 92 B SL 87 X SL 85 1-2 ① P2		B CU 84 X SI 92 1-0 16 E 16 1B 1B		B CU 82 X SI 90 1-0 16 1B 1B		4	0	2	0	0	1	1
9 Jack Hannahan, L (1, 5) OBP: 0.326, SLG: 0.342		C FF 93 C CU 80 B CH 89 C SI 92 1-3 ② K		C CU 81 S CH 89 F CH 89 B FF 93 X FF 93 1-2 2-H 1B		B CU 80 B FF 92 C CH 87 S CU 81 S CH 89 2-3 ② K		C SI 88 B SI 90 T FC 88 T CU 78 1-2 ② K		4	0	1	1	0	3	2
16 Jason Donald, R (1, 6) OBP: 0.308, SLG: 0.326		C SI 92 B SI 92 S SL 86 C FF 94 1-3 ③ K		F SI 93 S SI 92 S CH 89 0-3 ② K		B SI 91 X SI 92 1-0 E6 1-3 1B		C SI 92 B FC 87 X SI 91 1-1 1-2 1B		4	0	2	0	0	2	1
Inning Stats	R: 0 H: 1 E: 1 LOB: 3 K: 1 BB: 2 S: 15 P: 25	R: 0 H: 0 E: 0 LOB: 0 K: 3 BB: 0 S: 10 P: 14	R: 1 H: 2 E: 0 LOB: 1 K: 1 BB: 0 S: 12 P: 18	R: 1 H: 2 E: 0 LOB: 1 K: 2 BB: 0 S: 15 P: 18	R: 0 H: 0 E: 1 LOB: 1 K: 1 BB: 0 S: 9 P: 15	R: 0 H: 2 E: 1 LOB: 2 K: 2 BB: 0 S: 11 P: 16	R: 0 H: 1 E: 1 LOB: 1 K: 2 BB: 0 S: 14 P: 23	R: 0 H: 2 E: 0 LOB: 2 K: 3 BB: 0 S: 13 P: 18	R: 0 H: 0 E: 0 LOB: 0 K: 1 BB: 0 S: 8 P: 12	1B: 9 SF: 0 2B: 1 SAC: 0 3B: 0 DP: 0 HR: 0 HBP: 0						

PITCHER	IP	WLS	BF	H	R	ER	SO	BB	IBB	HBP	BLK	WP	HR	S	P	ERA	WHIP
34 Félix Hernández, R (1, 1) ERA: 3.37	6.0	W	28	7	2	2	10	2	0	0	0	0	0	72	106	3.00	1.500
50 Jamey Wright, R (7, 1) ERA: 3.79	2.0		9	3	0	0	5	0	0	0	0	0	0	27	41	0.00	1.500
31 Josh Lueke, R (9, 1) ERA: 9.17	1.0		3	0	0	0	1	0	0	0	0	0	0	8	12	0.00	0.000

PITCHER	IP	WLS	BF	H	R	ER	SO	BB	IBB	HBP	BLK	WP	HR	S	P	ERA	WHIP

BOTTOM

Seattle Mariners @ Cleveland Indians

Progressive Field, Cleveland, OH

Wed Aug 24 2011, 12:07 PM - 3:22 PM EDT

Att. 16,037 - Sunny - 77 F

livebaseballscorecards.com

AB	38
R	2
H	10
RBI	2
BB	2
SO	16
LOB	21

Kansas City Royals @ Cleveland Indians

Progressive Field, Cleveland, OH

Fri Aug 26 2011, 7:07 PM - 9:36 PM EDT

Att. 41,337 - Clear - 72 F

TOP

livebaseballscorecards.com

Batter	1	2	3	4	5	6	7	8	9	AB	R	H	RBI	BB	SO	LOB
4 Alex Gordon, L (1, 7) OBP: 0.369, SLG: 0.486	B FF 92 B FF 91 C SI 91 C SI 94 F FF 94 S FS 84 2-3 ① K		F SI 94 B FS 86 F SI 94 C SI 94 1-3 ② K	B FS 84 C SI 94 F FS 86 B CU 78 X FF 94 2-2 ③ P6			C SL 80 B SL 82 F SI 92 S FF 94 1-3 ② K			4	0	0	0	0	3	3
53 Melky Cabrera, S (1, 8) OBP: 0.336, SLG: 0.474	B FF 92 B SI 92 F SI 94 X SI 94 2-1 16 FC5-4 1B		C SI 94 B SI 93 C FS 85 B SI 94 F SL 84 B FF 95 B SI 93 4-2 BB		C SL 80 X SI 93 0-1 ① P6		B CU 79 B SI 91 F SI 91 S FS 85 B SI 94 S FS 88 3-3 ③ K			3	0	1	0	1	1	0
16 Billy Butler, R (1, 10) OBP: 0.373, SLG: 0.470	B SI 93 X SI 93 1-0 ② FC5-4 1-2f		X SI 93 0-0 ③ F8		B CU 78 S SL 82 F SI 93 S FS 86 1-3 ② K			C SL 80 H SI 92 1-1 21 G5-4-3 HBP		3	0	0	0	0	1	2
35 Eric Hosmer, L (1, 3) OBP: 0.323, SLG: 0.429	B SL 81 C SI 92 B FF 94 F SI 94 S FF 95 2-3 ③ K			X FF 93 0-0 HR	C SI 93 B SI 92 X FS 86 1-1 1B			X SI 92 0-0 ① L8		4	1	2	1	0	1	2
21 Jeff Francoeur, R (1, 9) OBP: 0.332, SLG: 0.465		B SI 93 B SI 94 B SI 93 X FF 92 3-0 9 CS 2B		B SL 83 B SI 94 F FF 94 X SI 93 2-1 ① G4-3	B FF 93 D FF 93 F SI 93 F SI 93 F FF 93 S FS 87 2-3 ③ K			B FF 92 F FF 92 X SL 81 1-1 ② ③ G5-4-3 1-2f		4	0	1	0	0	1	2
8 Mike Moustakas, L (1, 5) OBP: 0.284, SLG: 0.284		B SI 93 F SI 92 F SI 94 S FS 85 1-3 ① K	B SI 94 X SI 94 1-0 13 1B 9 FC5 1B			C SL 79 C FS 84 B FF 93 S FF 92 1-3 ① K			C FF 94 B SL 83 B FF 94 X FF 95 2-1 13 F9 2 SH2-3 1B	4	0	2	0	0	2	1
9 Johnny Giavotella, R (1, 4) OBP: 0.291, SLG: 0.395 2 Alcides Escobar, R (7, 6) OBP: 0.280, SLG: 0.322		B FF 93 X SI 95 1-0 ② 2-3 1B	D SI 92 B SL 81 B SI 92 C FF 91 X SI 91 3-1 FC5 13 1B 1-2			X SI 92 0-0 ② G6-3			X SI 94 0-0 ① SH2-3 1-2	3	0	1	0	0	0	1
										0	0	0	0	0	0	0
13 Salvador Perez, R (1, 2) OBP: 0.281, SLG: 0.340		C FF 93 S FF 91 X FF 94 0-2 ③ G1-3	B SI 91 B SL 85 X SI 92 2-0 1-2 2-3 1B			C FF 93 F SI 92 F FF 93 X SL 80 0-2 ③ F8			B SL 82 X FF 93 1-0 ② F9 2-3	4	0	1	0	0	0	2
17 Chris Getz, L (1, 6) OBP: 0.310, SLG: 0.280 (7, 4)			C SI 92 B FF 94 B SI 94 F SI 93 C SI 94 2-3 ① K	F SI 94 X FF 93 0-1 ② F4			C SL 80 X SI 91 0-1 ① G4-3		B FF 93 F FF 92 F FF 94 F SI 94 F FF 94 X FF 93 1-2 ③ L9	4	0	0	0	0	1	4

AB	33	1B: 6	SF: 0	WP: 0	PA: 36				
R	1	2B: 1	SAC: 1	PB: 0					
H	8	3B: 0	DP: 1	SB: 0					
RBI	1	HR: 1	HBP: 1	CS: 1					
BB	1								
SO	10								
LOB	17								

Inning Stats	1	2	3	4	5	6	7	8	9
	R: 0 E: 0 K: 2 S: 10 H: 1 LOB: 1 BB: 0 P: 17	R: 0 E: 0 K: 1 S: 8 H: 2 LOB: 1 BB: 0 P: 13	R: 0 E: 0 K: 2 S: 10 H: 0 LOB: 1 BB: 1 P: 17	R: 1 E: 0 K: 0 S: 12 H: 3 LOB: 3 BB: 0 P: 22	R: 0 E: 0 K: 2 S: 11 H: 1 LOB: 1 BB: 0 P: 15	R: 0 E: 0 K: 1 S: 8 H: 0 LOB: 0 BB: 0 P: 9	R: 0 E: 0 K: 2 S: 8 H: 0 LOB: 0 BB: 0 P: 12	R: 0 E: 0 K: 0 S: 4 H: 0 LOB: 0 BB: 0 P: 6	R: 0 E: 0 K: 0 S: 9 H: 1 LOB: 1 BB: 0 P: 13

PITCHER		IP	WLS	BF	H	R	ER	SO	BB	IBB	HBP	BLK	WP	HR	S	P	ERA	WHIP
30 Ubaldo Jiménez, R ERA: 4.71	(1, 1)	7.0	W	29	7	1	1	10	1	0	0	0	0	1	67	105	1.29	1.143
52 Vinnie Pestano, R ERA: 2.49	(8, 1)	1.0	H	3	0	0	0	0	0	0	1	0	0	0	4	6	0.00	0.000
54 Chris Perez, R ERA: 2.9	(9, 1)	1.0	S	4	1	0	0	0	0	0	0	0	0	0	9	13	0.00	1.000

PITCHER	IP	WLS	BF	H	R	ER	SO	BB	IBB	HBP	BLK	WP	HR	S	P	ERA	WHIP

Batter	1	2	3	4	5	6	7	8	9	AB	R	H	RBI	BB	SO	LOB
12 Ezequiel Carrera, L (1, 8) (8, 7) OBP: 0.331, SLG: 0.324	B FF 93 B FF 93 B SI 92 C FF 93 B SI 93 4-1 46 G3-6-1-4 BB			C SI 93 B SL 84 L SI 95 X SI 96 1-2 P5 ①		B CH 88 X SI 94 1-0 SH5-3 ① 1-2	B FF 93 D FF 92 F FF 92 B FF 92 F FF 93 F FF 92 B FF 92 4-2 1-2 2-3 3-H BB			1	0	0	1	2	0	0
46 Cord Phelps, S (1, 4) OBP: 0.270, SLG: 0.273	C SI 94 ① 1 SAFE ② F SI 94 F FF 96 F SL 88 X CU 78 0-2 G3-6-1-4 1-2f			B SL 86 F SI 96 S CH 86 B FF 96 B SI 96 X SI 95 3-2 ② F8		F CH 87 B SI 95 X SI 95 1-1 ② G4-3 2-3	B CH 82 B FF 93 C FF 92 D FF 92 C FF 93 S FF 92 3-3 ③ K			4	0	0	0	0	1	5
13 Asdrúbal Cabrera, S (1, 6) OBP: 0.341, SLG: 0.466	F SI 96 B SI 96 C CH 87 B SI 96 B SI 97 F SL 86 F SI 96 X SI 96 3-2 ③ P6			F CU 78 F FF 95 S SI 97 0-3 ③ K		F SI 96 B SI 96 S SI 97 B SI 97 F SI 97 F SI 97 S SI 96 2-3 ③ K		X FF 96 0-0 ① F9		4	0	0	0	0	2	1
25 Jim Thome, L (1, 10) OBP: 0.346, SLG: 0.467		X SI 95 0-0 ① G1-3			B SI 95 T CH 86 C SI 96 B SI 96 C SI 96 2-3 ① K		S CH 86 C CH 86 B CH 85 B SI 96 F SI 95 B SI 96 S SI 95 3-3 ① K	S SI 96 C CH 85 B SI 96 X CH 87 1-2 ② G4-3		4	0	0	0	0	2	0
41 Carlos Santana, S (1, 3) OBP: 0.350, SLG: 0.441		B SI 96 B SI 96 X SI 95 2-0 1 G1-6-3 1B			C SI 96 F CH 88 B SI 95 B SL 90 F SL 89 C SI 97 2-3 ② K		B FF 97 B CU 78 C CH 88 B SI 96 B SI 95 4-1 1 1B 9 1B BB	F FF 96 X SI 96 0-1 2B		3	1	2	0	1	1	0
1 Kosuke Fukudome, L (1, 9) OBP: 0.360, SLG: 0.376 (8, 8)		X CH 85 0-0 ② G1-6-3 ③ 1-2f			C CH 86 C CU 78 F SI 98 B SI 97 X SI 97 1-2 47 1B 9 1B 1B		D CU 78 B CH 87 C SL 86 F SI 95 X SI 96 2-2 9 1B 12 BB 1-2 1B	D CH 85 B FF 95 D SL 88 I 4-0 IBB		3	1	2	0	1	0	1
47 Shelley Duncan, R (1, 7) OBP: 0.319, SLG: 0.438 17 Shin-Soo Choo, L (8, 9) OBP: 0.346, SLG: 0.394			C SL 87 B SI 96 F SL 87 X SL 89 1-2 ① G4-3		D SL 88 1 SAFE C SL 89 S FF 96 F FF 97 X SL 90 1-2 9 1B 1-2 1B		C SI 96 S SI 96 S FF 97 0-3 ② K	B CH 84 X FF 95 1-0 ③ G4-3		3 1	0 0	1 0	0 0	0 0	1 0	2 2
9 Jack Hannahan, L (1, 5) OBP: 0.329, SLG: 0.345			B SI 96 X CH 86 1-0 ② F8		C SI 95 B SI 96 F SI 96 B SI 96 F CU 81 X SI 96 2-2 ③ 1-2 2-H 1B		C SI 95 F SI 96 X SI 96 0-2 12 BB 1-3 2-H 1B			3	0	2	1	0	0	0
6 Lou Marson, R (1, 2) OBP: 0.304, SLG: 0.309			C FF 96 B SL 88 B SL 89 X SI 95 2-1 ③ G6-3			B SI 94 F SI 94 T SI 96 B SL 89 B SL 88 F SI 96 B SI 96 4-2 46 G4-3 12 SH5-3 BB	B SL 88 C SL 88 B SL 87 B SI 95 B SI 94 4-1 12 BB BB		1	0	0	0	2	0	0
Inning Stats	R: 0 E: 0 K: 0 S: 11 H: 0 LOB: 0 BB: 1 P: 18	R: 0 E: 0 K: 0 S: 3 H: 1 LOB: 0 BB: 0 P: 5	R: 0 E: 0 K: 0 S: 6 H: 0 LOB: 0 BB: 0 P: 10	R: 0 E: 0 K: 1 S: 9 H: 0 LOB: 0 BB: 0 P: 13	R: 0 E: 0 K: 2 S: 19 H: 3 LOB: 2 BB: 0 P: 27	R: 0 E: 0 K: 1 S: 11 H: 0 LOB: 1 BB: 1 P: 19	R: 2 E: 0 K: 3 S: 21 H: 2 LOB: 3 BB: 3 P: 41	R: 0 E: 0 K: 0 S: 7 H: 1 LOB: 2 BB: 1 P: 13		1B: 6 2B: 1 3B: 0 HR: 0	SF: 0 SAC: 1 DP: 2 HBP: 0	WP: 0 PB: 0 SB: 0 CS: 0	PA: 34			

PITCHER		IP	WLS	BF	H	R	ER	SO	BB	IBB	HBP	BLK	WP	HR	S	P	ERA	WHIP
59 Felipe Paulino, R ERA: 4.3	(1, 1)	6.2	L	27	6	2	2	6	4	0	0	0	0	0	74	120	2.70	1.500
55 Tim Collins, L ERA: 3.49	(7, 1)	0.1		2	0	0	0	1	1	0	0	0	0	0	6	13	0.00	3.000
38 Blake Wood, R ERA: 3.42	(8, 1)	1.0		5	1	0	0	0	0	1	0	0	0	0	7	13	0.00	1.000

PITCHER	IP	WLS	BF	H	R	ER	SO	BB	IBB	HBP	BLK	WP	HR	S	P	ERA	WHIP

BOTTOM

Kansas City Royals @ Cleveland Indians

Progressive Field, Cleveland, OH

Fri Aug 26 2011, 7:07 PM - 9:36 PM EDT

Att. 41,337 - Clear - 72 F

livebaseballscorecards.com

AB	27
R	2
H	7
RBI	2
BB	6
SO	7
LOB	11

Kansas City Royals @ Cleveland Indians

Progressive Field, Cleveland, OH

Sat Aug 27 2011, 7:07 PM - 10:35 PM EDT

Att. 35,370 - Clear - 74 F

livebaseballscorecards.com

TOP

Batter	1	2	3	4	5	6	7	8	9	AB	R	H	RBI	BB	SO	LOB
4 Alex Gordon, L (1, 7) OBP: 0.372, SLG: 0.496	X SI 91 / 0-0: 53 FC4-6 1B			C SI 92, X SL 85 / 0-1: 35 1B 2B	B SI 93, B CH 87, B CH 86, C SI 94, B SI 94 / 4-1: 53 2B BB		F SL 81, B FF 91, 1 SAFE, 1 SAFE, X SL 82 / 1-1: 1-H 3-H HR		B FF 92, B FF 93, S FF 93, F FF 94, F SL 82, S SL 80 / 2-3 ②: K 1-2	4	2	3	3	1	1	1
53 Melky Cabrera, S (1, 8) OBP: 0.335, SLG: 0.473	C SI 91, 1 SAFE, F CH 84, F CH 85, B SI 93, X CH 84 / 1-2 ①: FC4-6 16 G5-4-3 1-2f			X SI 94 / 0-0 ①: F8	X SI 92 / 0-0 ②: 1-H 2-H 2B		C FF 91, S SL 81, B CH 81, F FF 90, F FF 91, B SL 82, B FF 90, X FF 91 / 3-2 ②: G5-3		C SL 81, B SL 82, B SL 79, C FF 92, T SL 81 / 2-2 ③: K	5	0	1	1	0	1	3
16 Billy Butler, R (1, 10) OBP: 0.370, SLG: 0.466	X SI 92 / 0-0 ② ③: G5-4-3 1-2f			C SI 93, D CH 86, X SI 92 / 1-1 ②: G5-3	X SI 93 / 0-0 ③: F9		B CH 82, F FF 90, X FF 90 / 1-1 ③: F8			4	0	0	0	0	0	3
35 Eric Hosmer, L (1, 3) OBP: 0.324, SLG: 0.428		B SI 93, C CH 84, S SI 93, B SI 92, X CH 84 / 2-2 ①: L5		B SI 94, X SI 94 / 1-0: 21 1B 8 2B 2-H 1B		C CH 85, F CH 85, B SI 93, B CH 85, B SI 93, X CH 86 / 3-2 ①: G4-3		B SL 86, B SL 85, B FF 89, C FF 89, B FF 88 / 4-1: 21 G4-6-3 BB		3	1	1	1	1	0	0
21 Jeff Francoeur, R (1, 9) OBP: 0.333, SLG: 0.465		B SL 86, F SI 91, X CH 85 / 1-1 ②: G5-3		B CH 86, B SI 93, X SI 92 / 2-0: 8 2B 1-3 1B		F CH 86, X SI 92 / 0-1: 8 CS 1B		C FF 89, F SL 86, B SL 85, X SL 85 / 1-2 ① ②: G4-6-3 1-2f		4	1	2	0	0	0	1
8 Mike Moustakas, L (1, 5) OBP: 0.287, SLG: 0.292		B SI 92, C SI 92, B CH 85, X SI 93 / 2-1 ③: G3-1		D SI 92, C CH 84, C SI 91, X SI 93 / 1-2: 1-H 3-H 2B		C CH 86, B SI 93, B CH 86, F CH 86, X CH 86 / 2-2 ② ③: G3 1-2		B SL 86, C FF 88, F SL 85, X SL 86 / 1-2: 1B		4	0	2	2	0	0	1
9 Johnny Giavotella, R (1, 4) OBP: 0.289, SLG: 0.380 17 Chris Getz, L (8, 4) OBP: 0.310, SLG: 0.280			C SI 92, B CH 85, C SI 92, F SI 91, B SL 86, S SI 92 / 2-3 ①: K	X SI 93 / 0-0 ③: F7			F SI 91, H SI 92 / 1-1: 2 E 13 G5-3 4 HR HBP		B SL 82, B SI 91, B SI 88, C SI 89, C SI 90, F SI 91, C SL 83 / 3-3 ③: K	3	1	0	0	0	2	2
										0	0	0	0	0	0	0
13 Salvador Perez, R (1, 2) OBP: 0.295, SLG: 0.351			B SI 92, C SI 91, X SI 92 / 1-1 ②: G5-3		C SI 92, F SI 93, B SI 92, X SL 87 / 1-2: 2 SH1-3 53 2B 1B		F SI 91, L SI 89, B CH 84, F SI 91, F SI 92, F SI 93, F SI 92, B SI 92, 1 SAFE / 3-2 ①: F SI 92, D CH 87, X SI 92 G5-3 1-2		F FF 94, C SL 83, F FF 94, F FF 94, B FF 93, F SI 94, X SL 84 / 1-2: E8 2 FC1-5 1B	4	1	2	0	0	0	1
2 Alcides Escobar, R (1, 6) OBP: 0.278, SLG: 0.320			B SI 92, C SI 91, F CH 85, S SI 93 / 1-3 ③: K		1 SAFE, L SI 92, X SI 91 / 0-1 ①: SH1-3 1-2		C CH 86, B SI 92, F SI 93, X SI 94 / 1-2: E3 4 HR 2-3		X FF 93 / 0-0 ①: FC1-5 4 S 2-3	3	1	0	0	0	1	2
Inning Stats	R: 0 E: 0 K: 0 S: 6 / H: 1 LOB: 0 BB: 0 P: 7	R: 0 E: 0 K: 0 S: 7 / H: 0 LOB: 0 BB: 0 P: 12	R: 0 E: 0 K: 2 S: 9 / H: 0 LOB: 0 BB: 0 P: 13	R: 3 E: 0 K: 0 S: 11 / H: 4 LOB: 1 BB: 0 P: 16	R: 1 E: 0 K: 0 S: 8 / H: 2 LOB: 1 BB: 1 P: 13	R: 0 E: 0 K: 0 S: 8 / H: 1 LOB: 0 BB: 0 P: 13	R: 3 E: 1 K: 0 S: 21 / H: 1 LOB: 0 BB: 0 P: 31	R: 0 E: 0 K: 1 S: 11 / H: 1 LOB: 1 BB: 1 P: 20	R: 0 E: 1 K: 2 S: 14 / H: 1 LOB: 1 BB: 0 P: 19	1B: 7 2B: 3 3B: 0 HR: 1	SF: 0 SAC: 1 DP: 2 HBP: 1					

	AB	34
	R	7
	H	11
	RBI	7
	BB	2
	SO	5
	LOB	14

WP: 0 PB: 0 SB: 1 CS: 1 — PA: 38

PITCHER		IP	WLS	BF	H	R	ER	SO	BB	IBB	HBP	BLK	WP	HR	S	P	ERA	WHIP
55 Roberto Hernandez, R (1, 1) ERA: 4.85		6.1		27	8	6	6	2	1	0	1	0	0	0	61	91	8.53	1.421
49 Tony Sipp, L (7, 1) ERA: 2.7		0.2		3	1	1	0	0	0	0	0	0	0	1	9	14	0.00	1.500
53 Rafael Perez, L (8, 1) ERA: 2.5		0.2		3	1	0	0	0	1	0	0	0	0	0	7	13	0.00	3.000
38 Joe Smith, R (8, 1) ERA: 1.53		0.1	W	1	0	0	0	1	0	0	0	0	0	0	4	7	0.00	0.000
54 Chris Perez, R (9, 1) ERA: 2.84		1.0	S	4	1	0	0	2	0	0	0	0	0	0	14	19	0.00	1.000

PITCHER	IP	WLS	BF	H	R	ER	SO	BB	IBB	HBP	BLK	WP	HR	S	P	ERA	WHIP

BOTTOM

Kansas City Royals @ Cleveland Indians

Progressive Field, Cleveland, OH

Sat Aug 27 2011, 7:07 PM - 10:35 PM EDT

Att. 35,370 - Clear - 74 F

livebaseballscorecards.com

Batter	1	2	3	4	5	6	7	8	9	AB	R	H	RBI	BB	SO	LOB
1 Kosuke Fukudome, L (1, 8) (6, 9) OBP: 0.362, SLG: 0.378	B FF 93 B FF 93 C FF 93 B FF 93 C FF 93 F FF 93 B FF 94 4-2 13 1B BB		B FF 92 C FF 92 B CU 73 C FF 92 F FF 93 F FF 92 F FF 94 S CU 74 2-3 ① K		C CU 74 B FF 92 B FF 90 S FF 90 X CU 76 2-2 ① G4-3		C SI 94 F SL 86 F SL 86 B FF 96 B SL 84 X SL 85 2-2 13 2B 2B	B SL 79 C SL 79 B SL 78 B SL 79 B SL 78 4-1 13 HR 1-2 BB		3	2	1	0	2	1	0
13 Asdrúbal Cabrera, S (1, 6) OBP: 0.343, SLG: 0.476	F FF 93 B CH 84 S FF 94 B FF 96 F FF 94 X CH 86 2-2 41 G4-6-3 1-2 1B		B SI 92 B SI 90 X FF 93 2-0 ② P6		B SI 91 B SI 92 B FF 91 C SI 91 C FF 90 F FF 91 F SI 92 T FF 92 3-2 ② K		C FF 94 X FF 96 0-1 12 1B 2-H 2B	C SL 79 B CH 77 X SL 78 1-1 1-H 2-H HR		5	1	3	4	0	1	0
17 Shin-Soo Choo, L (1, 9) OBP: 0.345, SLG: 0.391 12 Ezequiel Carrera, L (5, PH) OBP: 0.331, SLG: 0.324 (6, 8)	C FF 94 F CU 74 S FF 94 0-3 ① K		B SI 93 S FF 92 X FF 93 1-1 ③ P6		S FF 92 C FF 92 C CU 76 0-3 ③ K		S FF 94 F SL 88 B SI 96 F SL 87 X FF 96 1-2 41 S 2-3 1B	F FF 90 C SL 79 X FF 88 0-2 ③ F8		2 3	0 0	0 1	0 0	0 0	1 1	2 0
41 Carlos Santana, S (1, 3) (9, 2) OBP: 0.347, SLG: 0.437	C CH 85 C FF 94 F FF 94 X CU 74 0-2 ② G4-6-3 ③ 1-2f			X SI 92 0-0 ① F9		C CU 74 C CU 75 S FF 92 0-3 ① K	B FF 94 1 SAFE B SI 94 F SI 96 S SL 89 1 SAFE F SL 88 1 SAFE F SL 87 3-3 B SI 97 F FF 97 F FF 96 F SL 88 S SL 88 1-2 K			4	0	0	0	0	2	4
25 Jim Thome, L (1, 10) OBP: 0.348, SLG: 0.479		B CU 75 F FF 93 B FF 93 C FF 93 S FF 94 2-3 ① K		S FF 94 B FF 94 B CU 74 C CU 74 D CU 78 B FF 95 4-2 16 1B 9 3B BB		C CU 75 B CH 82 X FF 92 1-1 HR	C CU 73 S FF 93 F FF 94 B CH 82 S CU 76 1-3 ② K			3	2	1	1	1	2	2
47 Shelley Duncan, R (1, 7) OBP: 0.324, SLG: 0.436		F SI 92 B FF 94 F FF 93 B FF 95 X SI 92 2-2 16 G5-3 9 1B 1B		B CU 75 F CH 84 S SI 92 X FF 93 1-2 ② F7		B SL 83 S SI 94 B SL 85 B SI 94 B SI 95 4-1 16 1B BB	C SL 79 F SL 80 F SL 80 F SL 80 D SL 78 F SL 78 B SI 90 X SL 79 2-2 ③ P3			3	1	1	0	1	0	3
16 Jason Donald, R (1, 4) OBP: 0.339, SLG: 0.360		C SI 91 X FF 93 0-1 ② G5-3 1-2		F SI 91 B CH 83 X FF 92 1-1 9 3B 1-2 1B		B SI 92 B SL 84 X SI 93 2-0 1-2 1B		C FF 89 B SL 80 S SL 79 B FF 89 X SL 79 2-2 9 G4-6-3 1B		4	1	3	0	0	0	1
9 Jack Hannahan, L (1, 5) OBP: 0.331, SLG: 0.355		B FF 94 C FF 92 B CU 74 B FF 94 C FF 94 F FF 95 X FF 94 3-2 2-H 1B		S FF 92 D CU 74 C CU 74 D CU 78 F FF 94 F FF 94 X CU 75 2-2 1-H 2-H 3B		B FF 94 C SI 94 B FF 95 F SI 94 S SL 83 2-3 ② K		C SL 77 X CH 78 0-1 ① ② G4-6-3 1-2f		4	0	2	3	0	1	3
6 Lou Marson, R (1, 2) OBP: 0.299, SLG: 0.303 8 Lonnie Chisenhall, L (8, PH) OBP: 0.285, SLG: 0.393 7 Matt LaPorta, R (9, 3) OBP: 0.294, SLG: 0.412		B SI 93 C FF 93 D CH 85 S FF 93 T FF 95 2-2 ③ K		X CH 86 0-0 ③ G6-3		B FF 94 S SL 85 C FF 95 D SL 84 F SL 86 D SI 94 S SL 85 3-3 ③ K		C SL 78 S CH 77 F SI 88 F SL 79 F SI 88 X FF 89 0-2 1 BB 13 HR 1B		3 1 0	0 1 0	0 1 0	0 0 0	0 0 0	2 0 0	4 0 0
Inning Stats	R: 0 E: 0 K: 1 S: 14 H: 1 LOB: 1 BB: 1 P: 20	R: 1 E: 0 K: 2 S: 15 H: 2 LOB: 1 BB: 0 P: 24	R: 0 E: 0 K: 1 S: 9 H: 0 LOB: 0 BB: 0 P: 14	R: 2 E: 0 K: 0 S: 14 H: 2 LOB: 1 BB: 1 P: 22	R: 0 E: 0 K: 2 S: 11 H: 0 LOB: 0 BB: 0 P: 16	R: 1 E: 0 K: 3 S: 14 H: 2 LOB: 2 BB: 1 P: 26	R: 1 E: 0 K: 2 S: 28 H: 3 LOB: 2 BB: 0 P: 37	R: 3 E: 0 K: 0 S: 17 H: 3 LOB: 0 BB: 1 P: 24		1B: 8 2B: 2 3B: 1 HR: 2 SF: 0 SAC: 0 DP: 2 HBP: 0						

	AB	35
	R	8
	H	13
	RBI	8
	BB	4
	SO	11
	LOB	19

PITCHER		IP	WLS	BF	H	R	ER	SO	BB	IBB	HBP	BLK	WP	HR	S	P	ERA	WHIP
23 Danny Duffy, L ERA: 5.55	(1, 1)	5.1		23	6	4	4	7	2	0	0	0	0	1	68	102	6.75	1.500
43 Aaron Crow, R ERA: 2.38	(6, 1)	0.2		4	1	0	0	2	1	0	0	0	0	0	9	20	0.00	3.000
38 Blake Wood, R ERA: 3.56	(7, 1)	0.1	H	4	3	1	1	1	0	0	0	0	0	0	18	24	27.00	9.000
55 Tim Collins, L ERA: 3.47	(7, 1)	0.1	H	1	0	0	0	1	0	0	0	0	0	0	4	5	0.00	0.000
31 Louis Coleman, R ERA: 2.75	(7, 1)	1.1	L	7	3	3	3	0	1	0	0	0	0	1	23	32	20.25	3.000

PITCHER		IP	WLS	BF	H	R	ER	SO	BB	IBB	HBP	BLK	WP	HR	S	P	ERA	WHIP

Kansas City Royals @ Cleveland Indians

Progressive Field, Cleveland, OH

Sun Aug 28 2011, 1:06 PM - 3:41 PM EDT

Att. 27,908 - Overcast - 73 F

TOP

livebaseballscorecards.com

Batter	1	2	3	4	5	6	7	8	9	AB	R	H	RBI	BB	SO	LOB
4 Alex Gordon, L (1, 7) OBP: 0.374, SLG: 0.497	B FF 92 F SI 92 X FF 94 1-1 16 1B 53 BB 21 FC3-6 1B	C SL 82 S SL 84 B FF 94 B SI 93 F SL 82 B SL 82 S SI 93 3-3 ③ K		B SL 79 F SI 90 B SI 93 1 SAFE X FF 91 2-1 53 1B 1-2 1B			C SL 85 X SL 86 0-1 ① G4-3		S SL 80 F SL 78 1 SAFE B FF 92 X SI 92 1-2 53 FC5-4 1-2 1B	5	1	3	0	0	1	2
53 Melky Cabrera, S (1, 8) OBP: 0.336, SLG: 0.472	B FF 93 B SI 92 B FF 93 C SI 92 F SI 92 F FF 93 1 SAFE F FF 93 B FF 93 4-2 21 FC3-6 16 1B 8 CS 1-2 BB		C FF 92 C SL 82 F FF 92 F SI 93 X SI 94 0-2 ① G3	C SL 81 B FF 91 C SL 81 F FF 93 X SI 93 1-2 1-2 2-3 1B			C SL 85 C FF 89 F SL 86 X SL 85 0-2 ② F9		C SL 78 X SL 79 0-1 ② FC5-4 1-2f 2-3	4	0	1	0	1	0	2
16 Billy Butler, R (1, 10) OBP: 0.373, SLG: 0.467	B SI 92 X SI 93 1-0 21 FC3-6 1-2 2-3 1B		C SL 82 S FF 93 X SI 92 0-2 21 FC5-4 35 1B 8 1B 1B	C SL 82 C SL 81 F SL 84 B SI 92 X SL 83 1-2 ② ③ G1-2-3 3-Hf			C SL 85 B SL 85 X SL 85 1-1 1B		B FF 92 X SL 79 1-0 ③ P3	5	1	3	0	0	0	5
35 Eric Hosmer, L (1, 3) OBP: 0.323, SLG: 0.426	S FF 95 F FF 95 F FF 96 F SL 86 F FF 95 X SI 95 0-2 ① F7		X SI 93 0-0 21 FC5-4 1-2 1B		C SI 92 B SI 91 C SL 78 F FF 93 C SL 79 1-3 ① K		F SL 85 B SL 85 X SL 85 1-1 ③ G3			4	0	1	0	0	1	4
21 Jeff Francoeur, R (1, 9) OBP: 0.331, SLG: 0.461	F SI 93 X SI 94 0-1 ② FC3-6 1-2f 2-3 3-H		S SL 83 B SI 93 F SL 84 B SI 93 1 SAFE X SI 93 2-2 ② FC5-4 8 1B 1-2f 2-3		S SL 80 B FF 93 B SI 94 B SL 78 F FF 91 C SL 79 3-3 ② K			F SL 81 X SI 89 0-1 ① G5-3		4	0	0	1	0	1	4
8 Mike Moustakas, L (1, 5) OBP: 0.287, SLG: 0.291	C FF 95 F SI 95 0-2 ③ CS 3-H	B SI 92 X SI 91 1-0 ① G1-3	B SL 80 X SI 90 1-0 1-2 3-H 1B		F FF 92 X FF 93 0-1 ③ G4-3			B SI 88 X SI 90 1-0 ② G4-3		4	0	1	1	0	0	0
9 Johnny Giavotella, R (1, 4) OBP: 0.287, SLG: 0.366 17 Chris Getz, L (8, 4) OBP: 0.310, SLG: 0.280		C FF 94 F SI 92 B FF 94 B SI 93 F SI 95 B SI 92 F SI 94 B FF 95 4-2 27 1B BB	B FF 92 X SI 93 1-0 ③ F9			F SI 91 X FF 94 0-1 ① L9		X SI 90 0-0 ③ G6-3		3 0	0 0	0 0	0 0	1 0	0 0	2 0
27 Brayan Peña, S (1, 2) OBP: 0.297, SLG: 0.356		C SI 92 F SI 92 B FF 94 B SI 92 X SI 91 2-2 1-2 1B	L SI 88 C SL 80 B SL 83 B SI 94 F SL 80 X SI 93 2-2 ① F8		C SI 92 X SI 95 0-1 ② L7		C SL 78 B FF 91 B FF 91 B FF 91 F FF 91 X FF 92 3-2 ① P5		4	0	1	0	0	0	0
2 Alcides Escobar, R (1, 6) OBP: 0.280, SLG: 0.322		X SI 93 0-0 ② F9		B SI 91 C SI 89 B SI 91 F FF 92 X SI 92 2-2 53 1B 4 1B 16 G1-2-3 1B	B SI 89 B FF 93 C SI 91 F SI 91 B SI 93 F SI 92 X FF 92 3-2 ③ F7			C FF 91 B FF 92 T FF 91 B FF 92 X FF 91 2-2 53 FC5-4 4 1B 1B	4	0	2	0	0	0	2

Inning Stats																		
	R: 1	H: 2	R: 0	H: 1	R: 1	H: 3	R: 0	H: 3	R: 0	H: 0	R: 0	H: 0	R: 0	H: 1	R: 0	H: 0	R: 0	H: 2
	E: 0	LOB: 1	E: 0	LOB: 2	E: 0	LOB: 2	E: 0	LOB: 2	E: 0	LOB: 0	E: 0	LOB: 0	E: 0	LOB: 0	E: 0	LOB: 0	E: 0	LOB: 2
	K: 0	BB: 1	K: 1	BB: 1	K: 0	BB: 0	K: 0	BB: 0	K: 2	BB: 0	K: 0	BB: 0	K: 0	BB: 0	K: 0	BB: 0	K: 0	BB: 0
	S: 17	P: 23	S: 13	P: 23	S: 14	P: 18	S: 17	P: 25	S: 9	P: 13	S: 8	P: 11	S: 10	P: 12	S: 4	P: 5	S: 12	P: 19

AB	37
R	2
H	12
RBI	2
BB	2
SO	3
LOB	21

1B: 12	SF: 0	WP: 0	PA: 40
2B: 0	SAC: 0	PB: 0	
3B: 0	DP: 1	SB: 0	
HR: 0	HBP: 0	CS: 1	

PITCHER		IP	WLS	BF	H	R	ER	SO	BB	IBB	HBP	BLK	WP	HR	S	P	ERA	WHIP
63 Justin Masterson, R ERA: 2.83	(1, 1)	6.0	L	27	9	2	2	3	2	0	0	0	0	0	78	113	3.00	1.833
53 Rafael Perez, L ERA: 2.45	(7, 1)	1.0		4	1	0	0	0	0	0	0	0	0	0	10	12	0.00	1.000
38 Joe Smith, R ERA: 1.5	(8, 1)	1.0		3	0	0	0	0	0	0	0	0	0	0	4	5	0.00	0.000
52 Vinnie Pestano, R ERA: 2.44	(9, 1)	1.0		5	2	0	0	0	0	0	0	0	0	0	12	19	0.00	2.000

PITCHER	IP	WLS	BF	H	R	ER	SO	BB	IBB	HBP	BLK	WP	HR	S	P	ERA	WHIP

BOTTOM

Kansas City Royals @ Cleveland Indians

Progressive Field, Cleveland, OH

Sun Aug 28 2011, 1:06 PM - 3:41 PM EDT

Att. 27,908 - Overcast - 73 F

livebaseballscorecards.com

Batter	1	2	3	4	5	6	7	8	9	AB	R	H	RBI	BB	SO	LOB
12 Ezequiel Carrera, L (1, 8) OBP: 0.336, SLG: 0.325	C SI 81 L SL 81 F SI 84 B SL 80 B EP 68 X SI 85 2-2 13 1B 16 1B 41 BB 1B	B SI 82 F SI 82 1 SAFE B SI 84 C CH 76 B SI 85 X SI 83 3-2 ③ G1-3			B SI 83 B SI 83 C SI 83 B CH 76 B SI 83 4-1 16 CS BB			X SI 83 0-0 ① FC3-6 1-2f		3	1	1	0	1	0	2
16 Jason Donald, R (1, 4) OBP: 0.339, SLG: 0.358 25 Jim Thome, L (8, PH) OBP: 0.347, SLG: 0.477 46 Cord Phelps, S (9, 4) OBP: 0.270, SLG: 0.273	X SI 81 0-0 41 BB 13 1B 1 1-2 G1-2-3 1B	C SI 84 X SI 83 0-1 ① G6-3			C CH 77 1 SAFE 1 SAFE B CU 72 B CU 71 F FF 86 X SI 85 2-2 ② ③ G6-3 1-2			C FF 95 S FF 95 S FF 97 0-3 ② K		3 1 0	0 0 0	1 0 0	0 0 0	0 1 0	0 1 0	1 1 0
13 Asdrúbal Cabrera, S (1, 6) OBP: 0.342, SLG: 0.474	C SI 84 X SL 82 0-1 ① 41 BB 1-2 2-3 1B	C SI 85 B CU 72 B CU 71 F CH 76 F SI 86 F FF 87 F SL 83 S SL 83 2-3 ② K				F CH 76 B SI 84 X SL 83 1-1 ① F7		C FF 95 B FF 96 B FF 96 F SL 87 D SL 87 X FF 95 3-2 ③ F7		4	0	1	0	0	1	1
41 Carlos Santana, S (1, 2) OBP: 0.348, SLG: 0.436	B SI 83 B SL 82 B SI 82 B SL 84 4-0 1-2 2-3 3-H BB	B SI 86 B CH 77 F SL 83 C SL 82 B FF 87 F SL 83 X SL 83 3-2 1B				T FF 87 C CU 73 X FF 86 0-2 ② F7			B FF 90 B CH 83 C FF 91 X FF 92 2-1 ① G3	3	0	1	1	1	0	0
47 Shelley Duncan, R (1, 10) OBP: 0.318, SLG: 0.426 8 Lonnie Chisenhall, L (9, PH) OBP: 0.282, SLG: 0.390	X SL 82 0-0 ① P3	C CH 78 B SI 86 F SI 85 1 SAFE 1 SAFE D CU 71 1 SAFE C SI 85 2-3 ③ K				B FF 88 X CH 79 1-0 ③ F7			B FF 90 X FF 92 1-0 ② P5	3 1	0 0	0 0	0 0	0 0	1 0	4 0
1 Kosuke Fukudome, L (1, 9) OBP: 0.359, SLG: 0.374	B SL 82 D SL 80 C SI 84 B SI 84 S SI 82 X SI 83 3-2 ② ③ G1-2-3 3-Hf			B CU 70 B CH 75 B SI 83 C SI 82 X SI 83 3-1 ① F7			B SI 82 C SI 82 C SL 79 X SI 84 1-2 ① G3-1		B FF 92 B FF 90 C FF 91 C FF 91 B FF 94 X FF 92 3-2 ③ G4-3	4	0	0	0	0	0	3
7 Matt LaPorta, R (1, 3) OBP: 0.292, SLG: 0.408		C CU 70 B SI 86 X SL 82 1-1 ① P6		B SL 83 T SI 86 B SL 83 X SL 82 2-1 ② F7			B CH 77 S CH 76 X SL 83 1-1 ② G6-3			3	0	0	0	0	0	0
9 Jack Hannahan, L (1, 5) OBP: 0.328, SLG: 0.351		B SI 85 C SL 82 F SI 84 S FF 85 1-3 ② K		C CU 71 B CH 77 C SI 84 F SI 86 S SI 86 1-3 ③ K			B SI 84 X SI 84 1-0 ③ F7			3	0	0	0	0	2	0
32 Jerad Head, R (1, 7) OBP: 0.333, SLG: 0.333		C CU 72 B CH 77 X CH 76 1-1 ① 1B			X CH 76 0-0 ① P3			C SI 84 B SI 84 X CH 77 1-1 ① E9 12 FC3-6		3	0	1	0	0	0	0
Inning Stats	R: 1 H: 3 E: 0 LOB: 2 K: 0 BB: 1 S: 11 P: 20	R: 0 H: 1 E: 0 LOB: 1 K: 1 BB: 0 S: 10 P: 16	R: 0 H: 1 E: 0 LOB: 1 K: 2 BB: 0 S: 15 P: 22	R: 0 H: 0 E: 0 LOB: 0 K: 1 BB: 0 S: 8 P: 14	R: 0 H: 0 E: 0 LOB: 0 K: 0 BB: 1 S: 5 P: 11	R: 0 H: 0 E: 0 LOB: 0 K: 0 BB: 0 S: 6 P: 8	R: 0 H: 0 E: 0 LOB: 0 K: 0 BB: 0 S: 6 P: 9	R: 0 H: 0 E: 1 LOB: 1 K: 1 BB: 0 S: 10 P: 14	R: 0 H: 0 E: 0 LOB: 0 K: 0 BB: 0 S: 6 P: 12	1B: 5 SF: 0 2B: 0 SAC: 0 3B: 0 DP: 1 HR: 0 HBP: 0						

	AB	31
	R	1
	H	5
	RBI	1
	BB	2
	SO	5
	LOB	12

PITCHER		IP	WLS	BF	H	R	ER	SO	BB	IBB	HBP	BLK	WP	HR	S	P	ERA	WHIP
52 Bruce Chen, L ERA: 3.94	(1, 1)	7.1	W	28	5	1	1	4	2	0	0	0	0	0	64	104	1.23	0.955
56 Greg Holland, R ERA: 1.82	(8, 1)	0.2	H	2	0	0	0	1	0	0	0	0	0	0	7	10	0.00	0.000
48 Joakim Soria, R ERA: 4.39	(9, 1)	1.0	S	3	0	0	0	0	0	0	0	0	0	0	6	12	0.00	0.000

PITCHER	IP	WLS	BF	H	R	ER	SO	BB	IBB	HBP	BLK	WP	HR	S	P	ERA	WHIP

Oakland Athletics @ Cleveland Indians

Progressive Field, Cleveland, OH

Mon Aug 29 2011, 7:09 PM - 9:32 PM EDT

Att. 18,201 - Clear - 73 F

TOP

livebaseballscorecards.com

Batter	1	2	3	4	5	6	7	8	9	AB	R	H	RBI	BB	SO	LOB
19 Jemile Weeks, S (1, 4) OBP: 0.332, SLG: 0.416	B FF 92 C SI 90 C SI 91 B CU 78 F FF 92 F FF 92 B FF 92 F FF 92 X FF 92 3-2 ① F8		C CH 80 C FF 91 X FF 92 0-2 4 F8 2B			B FF 87 B FF 89 B FF 88 C FF 89 X FF 89 3-1 ① P6		C FF 91 C FF 91 F SL 82 F FF 92 D SL 81 B FF 91 F FF 92 X SL 82 2-2 55 F9 2-H 2B		4	0	2	1	0	0	0
4 Coco Crisp, S (1, 8) OBP: 0.323, SLG: 0.389	B FF 91 F FF 92 F FF 92 B FF 90 B FF 92 X FF 92 3-2 1B		X FF 90 0-0 ② F8 2-3			C CH 78 C FF 90 B CU 76 X CH 80 1-2 ② P5		B FF 92 B FF 90 X FF 90 2-0 ① B2-4		4	0	1	0	0	0	2
55 Hideki Matsui, L (1, 10) OBP: 0.324, SLG: 0.391	B FF 91 B FF 90 F FF 90 1 SAFE B FF 91 X FF 91 3-1 ② P2		C SL 80 X FF 91 0-1 ③ P6			C FF 89 B CU 75 X FF 90 1-1 2B		X FF 92 0-0 ② F9 2-3		4	0	1	0	0	0	3
16 Josh Willingham, R (1, 7) OBP: 0.330, SLG: 0.478	X SI 89 0-0 ③ G5-3			C FF 89 C CH 81 B FC 89 F FF 91 C CU 77 1-3 ① K		I IN 79 I IN 82 I IN 83 I IN 80 4-0 IBB		B SL 79 B SL 80 C FF 93 S FF 93 C FF 94 2-3 ③ K		3	0	0	0	1	2	2
14 Brandon Allen, L (1, 3) OBP: 0.347, SLG: 0.568		S FF 91 F FF 92 S FF 93 0-3 ① K		F FF 90 F FF 91 B SL 80 B SI 90 X FF 92 2-2 ② L6		C FF 90 B SI 89 B SL 80 X FF 91 2-1 ③ G3			C FF 94 F SL 82 B FF 94 F SL 82 B FF 94 T FF 94 2-2 ① K	4	0	0	0	0	2	2
28 Conor Jackson, R (1, 9) OBP: 0.315, SLG: 0.342		B FF 92 F FF 92 B CH 79 B FF 92 C FF 91 B FF 93 4-2 8 WP BB		C CH 82 B CU 78 F FF 91 X FF 91 1-2 ③ G1-3			B FF 89 F SI 88 C SL 80 S SI 90 1-3 ① K		C FF 94 B SL 81 F FF 93 B SL 83 C FF 93 2-3 ② K	3	0	0	0	1	2	0
8 Kurt Suzuki, R (1, 2) OBP: 0.293, SLG: 0.382		C FF 91 S CU 79 B CU 78 F FF 92 F CU 78 F FF 89 S FF 92 1-3 ② K 1-2	B CH 81 F FF 90 B FF 88 X CH 81 2-1 ① F7				B SL 81 C SL 81 B SI 90 X SI 89 2-1 ② G3		B SI 93 X FF 92 1-0 ③ P6	4	0	0	0	0	1	1
2 Cliff Pennington, S (1, 6) OBP: 0.319, SLG: 0.359		C CH 82 F CU 76 F FF 91 B SI 90 F FF 92 F FF 92 X CU 77 1-2 ③ L9			C FF 89 F FC 89 X FC 90 0-2 ② G5-3		B FF 90 C SL 81 B SI 90 C SL 81 C SL 82 2-3 ③ K			3	0	0	0	0	1	1
29 Scott Sizemore, R (1, 5) OBP: 0.344, SLG: 0.396			B FF 89 C CH 80 B FF 89 X SI 90 2-1 ① G6-3		S CH 80 C FF 90 F FC 88 S SI 89 0-3 ③ K			C SL 81 F SI 89 B FF 91 B SI 90 X SL 81 2-2 19 S 19 2B 2B		3	1	1	0	0	1	0

	AB	32
	R	1
	H	5
	RBI	1
	BB	2
	SO	9
	LOB	11

Inning Stats																																
	R: 0 E: 0 K: 0 S: 12		H: 1 LOB: 1 BB: 0 P: 21		R: 0 E: 0 K: 2 S: 17		H: 0 LOB: 1 BB: 1 P: 23		R: 0 E: 0 K: 0 S: 8		H: 1 LOB: 1 BB: 0 P: 10		R: 0 E: 0 K: 1 S: 10		H: 0 LOB: 0 BB: 0 P: 14		R: 0 E: 0 K: 1 S: 9		H: 0 LOB: 0 BB: 0 P: 11		R: 0 E: 0 K: 0 S: 9		H: 1 LOB: 2 BB: 1 P: 20		R: 0 E: 0 K: 2 S: 8		H: 0 LOB: 0 BB: 0 P: 13		R: 1 E: 0 K: 1 S: 14		H: 2 LOB: 1 BB: 0 P: 22		R: 0 E: 0 K: 2 S: 8		H: 0 LOB: 0 BB: 0 P: 13		1B: 1 2B: 4 3B: 0 HR: 0		SF: 0 SAC: 0 DP: 0 HBP: 0		WP: 1 PB: 0 SB: 1 CS: 0		PA: 34

PITCHER		IP	WLS	BF	H	R	ER	SO	BB	IBB	HBP	BLK	WP	HR	S	P	ERA	WHIP
31 David Huff, L ERA: 2.08	(1, 1)	6.0	W	23	3	0	0	4	1	1	0	0	1	0	65	99	0.00	0.667
38 Joe Smith, R ERA: 1.64	(7, 1)	1.0	H	4	1	1	1	2	0	0	0	0	0	0	11	18	9.00	1.000
49 Tony Sipp, L ERA: 2.67	(8, 1)	0.2	H	3	1	0	0	0	0	0	0	0	0	0	8	12	0.00	1.500
52 Vinnie Pestano, R ERA: 2.42	(8, 1)	0.1	H	1	0	0	0	1	0	0	0	0	0	0	3	5	0.00	0.000
54 Chris Perez, R ERA: 2.79	(9, 1)	1.0	S	3	0	0	0	2	0	0	0	0	0	0	8	13	0.00	0.000

PITCHER	IP	WLS	BF	H	R	ER	SO	BB	IBB	HBP	BLK	WP	HR	S	P	ERA	WHIP

BOTTOM

Oakland Athletics @ Cleveland Indians

Progressive Field, Cleveland, OH

Mon Aug 29 2011, 7:09 PM - 9:32 PM EDT

Att. 18,201 - Clear - 73 F

livebaseballscorecards.com

Batter	1	2	3	4	5	6	7	8	9	AB	R	H	RBI	BB	SO	LOB
12 Ezequiel Carrera, L (1, 8) OBP: 0.341, SLG: 0.325	B SI 89 B SI 89 C SI 89 B FC 90 C SI 90 B FC 90 4-2 1 CS BB		C SI 90 F FC 92 S FC 91 0-3 ③ K			B FS 86 X FC 90 1-0 1 2B 1B		C CU 80 X FS 86 0-1 ③ G4-3		3	1	1	0	1	1	0
1 Kosuke Fukudome, L (1, 9) OBP: 0.361, SLG: 0.379	C FC 90 P PO 87 C FC 90 F FC 90 X SI 91 1-2 ① 13 G3-1 1-2 1B			X SI 90 0-0 ① G4-1		1 SAFE B SI 89 C SI 91 1 SAFE X FC 91 1-1 1-H 2B				3	0	2	1	0	0	0
13 Asdrúbal Cabrera, S (1, 6) OBP: 0.340, SLG: 0.471	F FC 90 X FC 91 0-1 ② G3-1 1-2			C SI 91 F SI 87 S SI 92 0-3 ② K		S FC 91 C SI 91 S FC 91 0-3 ③ K				3	0	0	0	0	2	2
25 Jim Thome, L (1, 10) OBP: 0.343, SLG: 0.470	X FC 91 0-0 ③ G3			B CU 82 F FC 92 B FC 91 X CU 81 2-1 ③ G6-3			B FS 85 X CU 80 1-0 ① G6-3			3	0	0	0	0	0	1
41 Carlos Santana, S (1, 2) OBP: 0.350, SLG: 0.444		B SI 90 F FC 90 F FC 89 C FC 90 1-3 ① K			B CU 82 S SI 91 S SI 91 F SI 92 X SI 87 1-2 47 G6-4-3 1B		B FC 89 F SI 91 B FS 86 X SI 91 2-1 HR			3	1	2	1	0	1	0
47 Shelley Duncan, R (1, 7) OBP: 0.313, SLG: 0.420 32 Jerad Head, R (7, 7) OBP: 0.250, SLG: 0.250		B SI 90 X FC 90 1-0 ② F8			B SI 91 C SI 91 F FC 91 1 SAFE B FC 91 F FC 91 F SI 92 X FC 92 2-2 ①② G6-4-3 1-2f		C FC 90 F FC 92 B FC 91 B CU 82 B FC 91 S FC 92 3-3 ② K			2 1	0 0	0 0	0 0	0 0	0 1	1 0
8 Lonnie Chisenhall, L (1, 5) OBP: 0.276, SLG: 0.381 9 Jack Hannahan, L (8, 5) OBP: 0.328, SLG: 0.351		B CU 81 B SI 91 C FC 90 F FC 91 F FC 91 X CU 80 2-2 ③ G3			X FC 90 0-0 ③ F8		B FS 87 S SI 87 F CU 81 F FC 91 F FC 91 X CU 81 1-2 ③ G4-3			3 0	0 0	0 0	0 0	0 0	0 0	0 0
7 Matt LaPorta, R (1, 3) OBP: 0.289, SLG: 0.404			B SI 90 B FC 90 B SI 90 C SI 91 F FC 91 S FC 92 3-3 ① K			S SI 90 B SI 91 S FC 90 B FC 91 F FC 92 S FC 91 2-3 ① K		F FC 88 X FC 89 0-1 ① P6		3	0	0	0	0	2	0
46 Cord Phelps, S (1, 4) OBP: 0.258, SLG: 0.259			C SI 91 B FC 93 F SI 91 S FC 91 1-3 ② K			B SI 90 S FS 86 S FC 91 S FC 90 1-3 ② K		B FS 84 F FC 90 C FC 90 S FC 92 1-3 ② K		3	0	0	0	0	3	0
Inning Stats	R: 0 E: 0 K: 0 S: 10 H: 1 LOB: 1 BB: 1 P: 14	R: 0 E: 0 K: 1 S: 8 H: 0 LOB: 0 BB: 0 P: 12	R: 0 E: 0 K: 3 S: 9 H: 0 LOB: 0 BB: 0 P: 13	R: 0 E: 0 K: 1 S: 6 H: 0 LOB: 0 BB: 0 P: 8	R: 0 E: 0 K: 0 S: 10 H: 1 LOB: 0 BB: 0 P: 13	R: 1 E: 0 K: 3 S: 13 H: 2 LOB: 1 BB: 0 P: 18	R: 1 E: 0 K: 1 S: 11 H: 1 LOB: 0 BB: 0 P: 18	R: 0 E: 0 K: 1 S: 7 H: 0 LOB: 0 BB: 0 P: 8		1B: 3 2B: 1 3B: 0 HR: 1 SF: 0 SAC: 0 DP: 1 HBP: 0						

AB	27
R	2
H	5
RBI	2
BB	1
SO	10
LOB	4

WP: 0 PA: 28
PB: 0
SB: 0
CS: 1

PITCHER		IP	WLS	BF	H	R	ER	SO	BB	IBB	HBP	BLK	WP	HR	S	P	ERA	WHIP
32 Brandon McCarthy, R ERA: 3.64	(1, 1)	8.0	L	28	5	2	2	10	1	0	0	0	0	1	74	104	2.25	0.750

PITCHER	IP	WLS	BF	H	R	ER	SO	BB	IBB	HBP	BLK	WP	HR	S	P	ERA	WHIP

Oakland Athletics @ Cleveland Indians

Progressive Field, Cleveland, OH

Tue Aug 30 2011, 7:07 PM - 9:57 PM EDT

Att. 20,372 - Overcast - 74 F

TOP

livebaseballscorecards.com

Batter	1	2	3	4	5	6	7	8	9	AB	R	H	RBI	BB	SO	LOB
19 Jemile Weeks, S (1, 4) OBP: 0.333, SLG: 0.413	G4-3		4 CS 1B		FC3-6 4 1B		HBP		G6-3	4	1	1	0	0	0	2
4 Coco Crisp, S (1, 8) OBP: 0.324, SLG: 0.388	55 1B BB		1 SAFE B SI 88 C CH 80 1 SAFE C SL 82 B SL 85 F SL 84 X SI 91 G3 1-2		B CH 78 C CH 79 F SI 89 X SL 86 1-2 2-H 1B		C SI 90 B CH 81 F FC 88 X SI 91 G3-1			3	0	1	1	1	0	3
55 Hideki Matsui, L (1, 7) OBP: 0.326, SLG: 0.392	1-2 1B		S SL 82 B SI 92 B SL 85 X SI 89 1B		B CH 84 X SI 88 G4-3			C SL 86 B SL 87 S SL 85 F SL 86 F FF 90 X SL 86 G6-3		4	0	2	0	0	0	1
16 Josh Willingham, R (1, 10) OBP: 0.327, SLG: 0.474	K		B SL 84 S SI 90 B SI 90 S SI 90 B SI 90 X SL 82 G6-3			B SI 90 C SI 89 C SI 90 X SL 84 G1-3		C FF 89 B SL 86 C CH 82 B SL 86 B FF 88 X FF 86 G6-3		4	0	0	0	0	1	3
14 Brandon Allen, L (1, 3) OBP: 0.333, SLG: 0.543	G3-1			B SI 88 X SL 78 L9		C SI 91 X SI 90 G4-3		B SL 87 B SL 86 F FF 88 X FF 90 F8		4	0	0	0	0	0	2
12 David DeJesus, L (1, 9) OBP: 0.322, SLG: 0.375		C SI 89 B SI 91 B CH 83 X SI 90 G3		C SI 90 X SI 90 L7		B CH 79 X SI 89 F7			B FF 89 F FF 88 B SL 85 B FF 88 B FF 89 2 2B 8 SF8 BB	3	1	0	0	1	0	0
2 Cliff Pennington, S (1, 6) OBP: 0.321, SLG: 0.363		C SI 91 B SL 86 C SI 90 C SI 90 K		B FF 89 B SI 89 C SI 87 C SI 88 F FF 90 S SI 91 K			F SI 90 B FC 86 B CH 79 B SI 90 F FF 90 X FF 90 8 S 1B		C FF 88 X SL 85 1-3 2B	4	0	2	0	0	2	0
8 Kurt Suzuki, R (1, 2) OBP: 0.295, SLG: 0.387		B SI 91 C SI 89 B SL 84 X SI 89 2B			C SI 88 C CH 80 B SL 85 X SI 89 19 FC3-6 1B		S SI 91 B FC 88 B CH 79 B FC 88 F SI 90 F FC 89 X SI 91 P4 1-2		B FF 89 B FF 88 C FF 89 F SL 86 F SL 86 X SL 86 SF8 3-H	3	0	2	1	0	0	1
29 Scott Sizemore, R (1, 5) OBP: 0.340, SLG: 0.392 15 Ryan Sweeney, L (9, PH) OBP: 0.348, SLG: 0.345		X SL 84 F8			C SL 84 B SL 86 C SI 88 B CH 81 B FF 90 C SI 88 K		C FC 87 B CH 74 F SI 89 F FC 88 S SI 90 K		C SI 92 C SL 79 S FF 92 K	3 1	0 0	0 0	0 0	0 0	2 1	3 1
Inning Stats	R: 0 E: 0 K: 1 S: 10 H: 1 LOB: 2 BB: 1 P: 19	R: 0 E: 0 K: 1 S: 8 H: 1 LOB: 1 BB: 0 P: 13	R: 0 E: 0 K: 0 S: 12 H: 2 LOB: 1 BB: 0 P: 21	R: 0 E: 0 K: 1 S: 7 H: 0 LOB: 0 BB: 0 P: 10	R: 1 E: 1 K: 1 S: 11 H: 2 LOB: 1 BB: 0 P: 17	R: 0 E: 0 K: 0 S: 6 H: 0 LOB: 0 BB: 0 P: 8	R: 0 E: 0 K: 1 S: 15 H: 1 LOB: 2 BB: 0 P: 24	R: 0 E: 0 K: 0 S: 10 H: 0 LOB: 0 BB: 0 P: 16	R: 1 E: 0 K: 1 S: 12 H: 1 LOB: 1 BB: 1 P: 20	1B: 6 2B: 2 3B: 0 HR: 0	SF: 1 SAC: 0 DP: 0 HBP: 1	WP: 0 PB: 0 SB: 1 CS: 1	PA: 37			

PITCHER		IP	WLS	BF	H	R	ER	SO	BB	IBB	HBP	BLK	WP	HR	S	P	ERA	WHIP
58 Jeanmar Gómez, R ERA: 4.55	(1, 1)	6.0	W	24	6	1	0	4	1	0	0	0	0	0	54	88	0.00	1.167
37 Chad Durbin, R ERA: 5.24	(7, 1)	1.0		5	1	0	0	1	0	0	1	0	0	0	15	24	0.00	1.000
53 Rafael Perez, L ERA: 2.56	(8, 1)	1.1		6	1	1	1	0	1	0	0	0	0	0	17	29	6.75	1.500
52 Vinnie Pestano, R ERA: 2.39	(9, 1)	0.2		2	0	0	0	1	0	0	0	0	0	0	5	7	0.00	0.000

PITCHER	IP	WLS	BF	H	R	ER	SO	BB	IBB	HBP	BLK	WP	HR	S	P	ERA	WHIP

AB	33
R	2
H	8
RBI	2
BB	2
SO	6
LOB	16

Batter	1	2	3	4	5	6	7	8	9	AB	R	H	RBI	BB	SO	LOB
12 Ezequiel Carrera, L (1, 8) OBP: 0.338, SLG: 0.322	C SI 89 B CH 81 X SI 89 1-1 ① G4-3		1 SAFE X SI 89 0-0 1 2B 1-2 1B		C CH 80 X KC 81 0-1 ② G5-3	C SI 89 B SL 75 B SL 72 B SI 90 S SI 89 X SI 90 3-2 ③ F9				4	1	1	0	0	0	2
1 Kosuke Fukudome, L (1, 9) OBP: 0.360, SLG: 0.380	B SI 89 B SI 91 B SI 89 C FF 89 C SI 90 X SI 91 3-2 ② G6-3		C SI 87 C CH 80 B SI 89 D CH 80 D CH 81 F SI 90 F SI 88 X SI 90 3-2 25 WP 1-H 2-H 2B		C KC 79 C CH 76 B SI 90 B CH 83 B SL 82 C SI 90 3-3 ③ K		C SI 88 X SI 88 0-1 ① G6-3			4	0	1	2	0	1	0
13 Asdrúbal Cabrera, S (1, 6) OBP: 0.340, SLG: 0.469	B SI 90 X CH 80 1-0 25 CS 1B		X SI 90 0-0 ② F8			B KC 78 X SI 89 1-0 ① G1-3	B SI 88 S SI 89 B SL 74 X SI 89 2-1 ② F7			4	0	1	0	0	0	1
25 Jim Thome, L (1, 10) OBP: 0.349, SLG: 0.470	D SL 87 1 SAFE C SI 90 S SL 87 1 SAFE B SL 88 2-2 ③ CS 1-2	B SI 88 C CH 80 B SL 86 B SI 89 X SI 90 3-1 41 FC6-4 1B	B SL 88 C SI 91 B SI 91 B KC 82 S CH 81 F SI 90 B CH 81 4-2 BB 2-3			B SI 90 B CH 79 B CH 80 C SI 87 B SI 90 4-1 41 HR BB	C CH 73 X SI 89 0-1 ③ F7			2	1	1	0	2	0	0
41 Carlos Santana, S (1, 3) OBP: 0.349, SLG: 0.449		F SI 91 B SL 87 F SI 91 X SI 92 1-2 ① FC6-4 1-2f	C CH 81 B SL 86 X SI 90 1-1 ③ P5			F SI 88 X SI 88 0-1 1-H HR		C FF 96 B SL 84 B FF 96 B FC 94 C FF 95 S FC 96 3-3 ① K		4	1	1	2	0	1	3
47 Shelley Duncan, R (1, 7) OBP: 0.314, SLG: 0.414 32 Jerad Head, R (6, PR) OBP: 0.200, SLG: 0.200 (7, 7)	C SI 92 B SI 91 X SL 86 1-1 ② F8		F SI 88 X SI 89 0-1 ① G6-3			C CH 78 B SL 83 B SI 90 H CH 79 3-1 9 HR HBP		B FF 97 X FC 96 1-0 ② G5-3		2 1	0 1	0 1	0 0	0 0	0 0	1 0
9 Jack Hannahan, L (1, 5) OBP: 0.333, SLG: 0.367	B SI 89 C SI 89 B SL 87 B SI 89 X SI 87 3-1 ③ G4-3		B SI 88 B CH 78 B SI 88 C SI 87 C CH 83 F SI 88 X SI 89 3-2 16 G4-6-3 1B			B SI 96 1 SAFE C SI 95 F SI 95 X SL 85 1-2 1-H HR		C FF 97 C FF 97 X FF 97 0-2 1B		4	1	3	2	0	0	1
16 Jason Donald, R (1, 4) OBP: 0.333, SLG: 0.368			C SI 87 B SI 89 X CH 81 1-1 ① G5-3 1 SAFE S CH 80 F CH 78 B SI 90 X SI 90 1-2 ②③ G4-6-3 1-2f			B SI 96 X SI 95 1-0 6 G4-3 2B		C FF 95 S SL 86 F FC 98 X SL 86 0-2 ③ G4-3		4	0	1	0	0	0	2
6 Lou Marson, R (1, 2) OBP: 0.300, SLG: 0.304			C SI 88 B SI 89 B CH 83 X SI 90 2-1 12 1B 1 2B 1B		C SI 87 B CH 79 B CH 79 C SI 88 B SL 85 F SI 90 F SI 88 S SI 89 3-3 ① K	B SL 82 B SL 82 C SI 95 B SI 96 C SI 96 X SI 95 3-2 ② G4-3 2-3				3	1	1	0	0	1	2
Inning Stats	R: 0 H: 1 E: 0 LOB: 0 K: 0 BB: 0 S: 8 P: 15	R: 0 H: 1 E: 0 LOB: 1 K: 0 BB: 0 S: 9 P: 17	R: 2 H: 3 E: 0 LOB: 2 K: 0 BB: 1 S: 16 P: 27	R: 0 H: 1 E: 0 LOB: 0 K: 0 BB: 0 S: 9 P: 13	R: 0 H: 0 E: 0 LOB: 0 K: 2 BB: 0 S: 10 P: 16	R: 4 H: 3 E: 0 LOB: 2 K: 0 BB: 1 S: 15 P: 31	R: 0 H: 0 E: 0 LOB: 0 K: 0 BB: 0 S: 6 P: 8	R: 0 H: 1 E: 0 LOB: 1 K: 1 BB: 0 S: 11 P: 15		1B: 6 SF: 0 2B: 2 SAC: 0 3B: 0 DP: 1 HR: 2 HBP: 1					WP: 1 PA: 36 PB: 0 SB: 0 CS: 1	

PITCHER	IP	WLS	BF	H	R	ER	SO	BB	IBB	HBP	BLK	WP	HR	S	P	ERA	WHIP
53 Trevor Cahill, R (1, 1) ERA: 4.26	5.1	L	24	7	5	5	2	2	0	1	0	1	1	57	101	8.44	1.688
60 Fautino De Los Santos, R (6, 1) ERA: 3.6	0.1		3	2	1	1	0	0	0	0	0	0	1	7	12	27.00	6.000
57 Brian Fuentes, L (6, 1) ERA: 3.96	1.1		4	0	0	0	0	0	0	0	0	0	0	9	14	0.00	0.000
62 Neil Wagner, R (8, 1) ERA:	1.0		4	1	0	0	1	0	0	0	0	0	0	11	15	0.00	1.000

PITCHER	IP	WLS	BF	H	R	ER	SO	BB	IBB	HBP	BLK	WP	HR	S	P	ERA	WHIP

BOTTOM

Oakland Athletics @ Cleveland Indians

Progressive Field, Cleveland, OH

Tue Aug 30 2011, 7:07 PM - 9:57 PM EDT

Att. 20,372 - Overcast - 74 F

livebaseballscorecards.com

AB	32
R	6
H	10
RBI	6
BB	2
SO	3
LOB	12

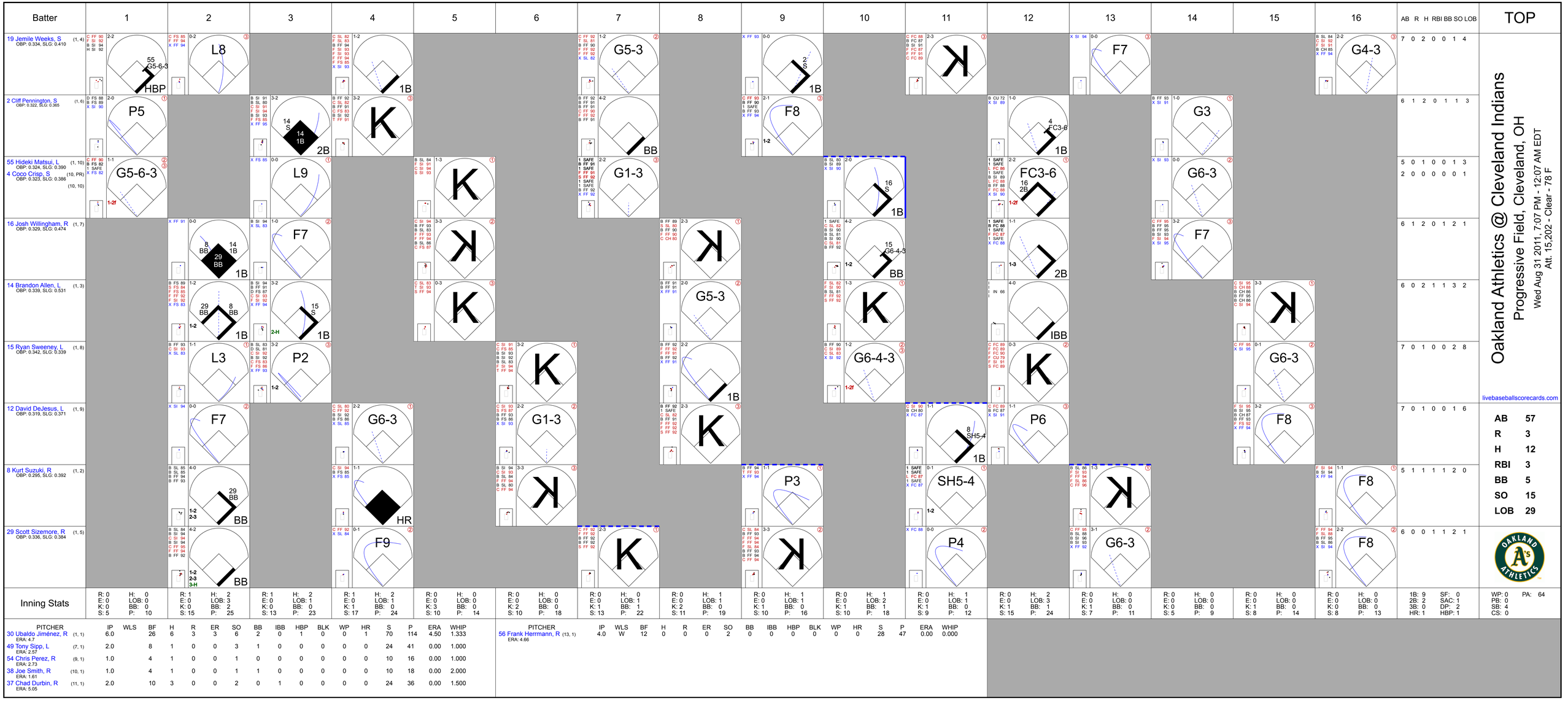
Batter
1
2
3
4
5
6
7
8
9
10
11
12
13
14
15
16
AB R H RBI BB SO LOB
TOP
19 Jemile Weeks, S (1, 4) OBP: 0.334, SLG: 0.410
2 Cliff Pennington, S (1, 6) OBP: 0.322, SLG: 0.365
55 Hideki Matsui, L (1, 10) OBP: 0.324, SLG: 0.390
4 Coco Crisp, S (10, PR) OBP: 0.323, SLG: 0.386 (10, 10)
16 Josh Willingham, R (1, 7) OBP: 0.329, SLG: 0.474
14 Brandon Allen, L (1, 3) OBP: 0.339, SLG: 0.531
15 Ryan Sweeney, L (1, 8) OBP: 0.342, SLG: 0.339
12 David DeJesus, L (1, 9) OBP: 0.319, SLG: 0.371
8 Kurt Suzuki, R (1, 2) OBP: 0.295, SLG: 0.392
29 Scott Sizemore, R (1, 5) OBP: 0.336, SLG: 0.384
Inning Stats
PITCHER IP WLS BF H R ER SO BB IBB HBP BLK WP HR S P ERA WHIP
30 Ubaldo Jiménez, R (1, 1) ERA: 4.7 6.0 26 6 3 3 6 2 0 1 0 0 1 70 114 4.50 1.333
49 Tony Sipp, L (7, 1) ERA: 2.57 2.0 8 1 0 0 3 1 0 0 0 0 0 24 41 0.00 1.000
54 Chris Perez, R (9, 1) ERA: 2.73 1.0 4 1 0 0 1 0 0 0 0 0 0 10 16 0.00 1.000
38 Joe Smith, R (10, 1) ERA: 1.61 1.0 4 1 0 0 1 1 0 0 0 0 0 10 18 0.00 2.000
37 Chad Durbin, R (11, 1) ERA: 5.05 2.0 10 3 0 0 2 0 1 0 0 0 0 24 36 0.00 1.500
PITCHER IP WLS BF H R ER SO BB IBB HBP BLK WP HR S P ERA WHIP
56 Frank Herrmann, R (13, 1) ERA: 4.66 4.0 W 12 0 0 0 2 0 0 0 0 0 0 28 47 0.00 0.000
Oakland Athletics @ Cleveland Indians
Progressive Field, Cleveland, OH
Wed Aug 31 2011, 7:07 PM - 12:07 AM EDT
Att. 15,202 - Clear - 78 F
livebaseballscorecards.com
AB 57
R 3
H 12
RBI 3
BB 5
SO 15
LOB 29
1B: 9 SF: 0
2B: 2 SAC: 1
3B: 0 DP: 2
HR: 1 HBP: 1
WP: 0 PA: 64
PB: 0
SB: 4
CS: 0

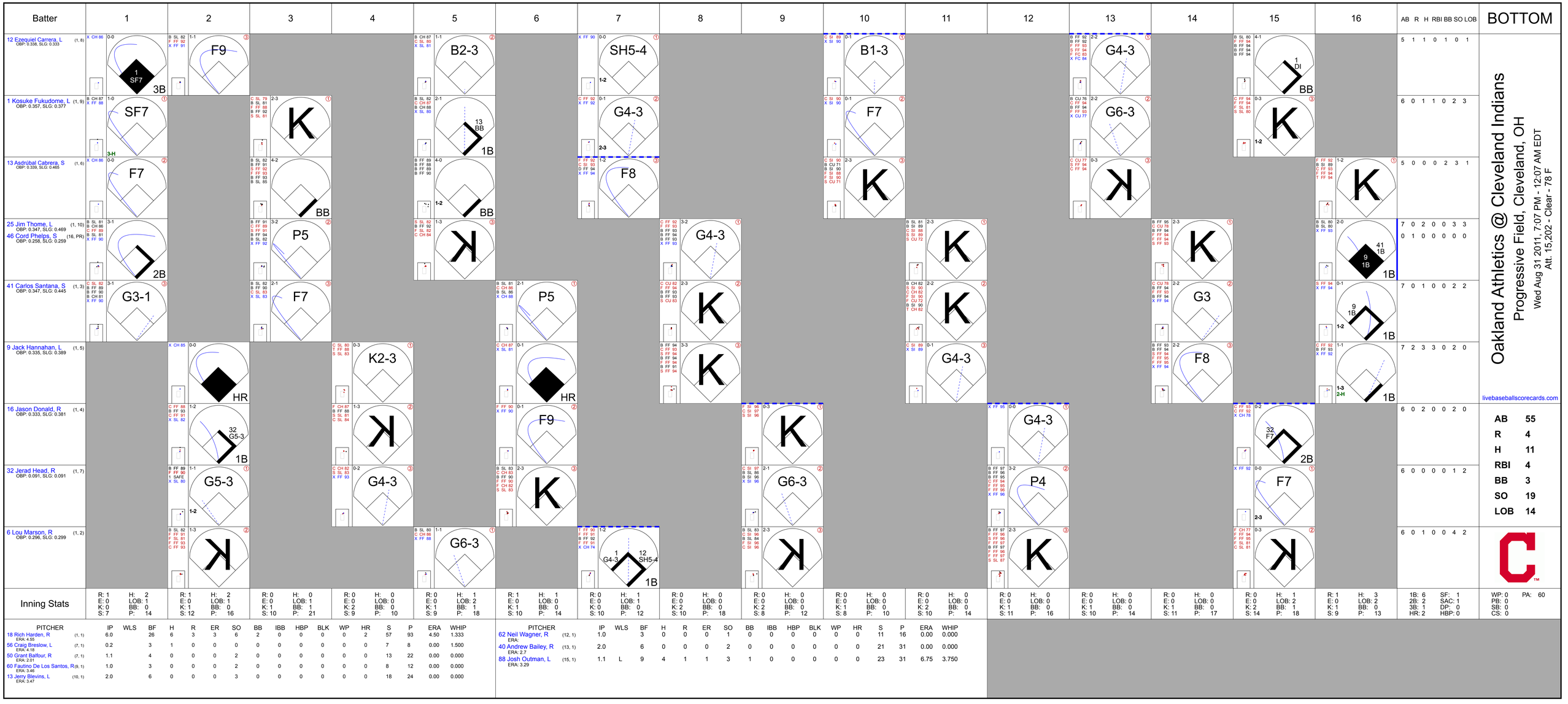
Batter
1
2
3
4
5
6
7
8
9
10
11
12
13
14
15
16
AB R H RBI BB SO LOB
BOTTOM
12 Ezequiel Carrera, L (1, 8) OBP: 0.338, SLG: 0.333
1 Kosuke Fukudome, L (1, 9) OBP: 0.357, SLG: 0.377
13 Asdrúbal Cabrera, S (1, 6) OBP: 0.339, SLG: 0.465
25 Jim Thome, L (1, 10) OBP: 0.347, SLG: 0.469
46 Cord Phelps, S (16, PR) OBP: 0.258, SLG: 0.259
41 Carlos Santana, S (1, 3) OBP: 0.347, SLG: 0.445
9 Jack Hannahan, L (1, 5) OBP: 0.335, SLG: 0.389
16 Jason Donald, R (1, 4) OBP: 0.333, SLG: 0.381
32 Jerad Head, R (1, 7) OBP: 0.091, SLG: 0.091
6 Lou Marson, R (1, 2) OBP: 0.296, SLG: 0.299
5 1 1 0 1 0 1
6 0 1 1 0 2 3
5 0 0 0 2 3 1
7 0 2 0 0 3 3
0 1 0 0 0 0 0
7 0 1 0 0 2 2
7 2 3 3 0 2 0
6 0 2 0 0 0 2 0
6 0 0 0 0 1 2
6 0 1 0 0 4 2
Oakland Athletics @ Cleveland Indians
Progressive Field, Cleveland, OH
Wed Aug 31 2011, 7:07 PM - 12:07 AM EDT
Att. 15,202 - Clear - 78 F
livebaseballscorecards.com
AB 55
R 4
H 11
RBI 4
BB 3
SO 19
LOB 14
Inning Stats
R: 1 E: 0 K: 0 S: 7 H: 2 LOB: 1 BB: 0 P: 14
R: 1 E: 0 K: 1 S: 12 H: 2 LOB: 1 BB: 0 P: 16
R: 0 E: 0 K: 1 S: 10 H: 0 LOB: 1 BB: 1 P: 21
R: 0 E: 0 K: 2 S: 9 H: 0 LOB: 0 BB: 0 P: 10
R: 0 E: 0 K: 1 S: 9 H: 1 LOB: 2 BB: 1 P: 18
R: 1 E: 0 K: 1 S: 10 H: 1 LOB: 0 BB: 0 P: 14
R: 0 E: 0 K: 0 S: 10 H: 1 LOB: 1 BB: 0 P: 12
R: 0 E: 0 K: 2 S: 10 H: 0 LOB: 0 BB: 0 P: 18
R: 0 E: 0 K: 2 S: 8 H: 0 LOB: 0 BB: 0 P: 12
R: 0 E: 0 K: 1 S: 8 H: 0 LOB: 0 BB: 0 P: 10
R: 0 E: 0 K: 2 S: 10 H: 0 LOB: 0 BB: 0 P: 14
R: 0 E: 0 K: 1 S: 11 H: 0 LOB: 0 BB: 0 P: 16
R: 0 E: 0 K: 1 S: 10 H: 0 LOB: 0 BB: 0 P: 14
R: 0 E: 0 K: 1 S: 11 H: 0 LOB: 0 BB: 0 P: 17
R: 0 E: 0 K: 2 S: 14 H: 1 LOB: 2 BB: 1 P: 18
R: 1 E: 0 K: 1 S: 9 H: 3 LOB: 2 BB: 0 P: 13
1B: 6 2B: 2 3B: 1 HR: 2
SF: 1 SAC: 1 DP: 0 HBP: 0
WP: 0 PB: 0 SB: 0 CS: 0
PA: 60
PITCHER IP WLS BF H R ER SO BB IBB HBP BLK WP HR S P ERA WHIP
18 Rich Harden, R (1, 1) ERA: 4.55 6.0 26 6 3 3 6 2 0 0 0 0 2 57 93 4.50 1.333
56 Craig Breslow, L (7, 1) ERA: 4.18 0.2 3 1 0 0 0 0 0 0 0 0 0 7 8 0.00 1.500
50 Grant Balfour, R (7, 1) ERA: 2.01 1.1 4 0 0 0 2 0 0 0 0 0 0 13 22 0.00 0.000
60 Fautino De Los Santos, R (9, 1) ERA: 3.46 1.0 3 0 0 0 2 0 0 0 0 0 0 8 12 0.00 0.000
13 Jerry Blevins, L (10, 1) ERA: 3.47 2.0 6 0 0 0 3 0 0 0 0 0 0 18 24 0.00 0.000
PITCHER IP WLS BF H R ER SO BB IBB HBP BLK WP WP HR S P ERA WHIP
62 Neil Wagner, R (12, 1) ERA: 1.0 3 0 0 0 1 0 0 0 0 0 0 0 11 16 0.00 0.000
40 Andrew Bailey, R (13, 1) ERA: 2.7 2.0 6 0 0 0 2 0 0 0 0 0 0 21 31 0.00 0.000
88 Josh Outman, L (15, 1) ERA: 3.29 1.1 L 9 4 1 1 3 1 0 0 0 0 0 23 31 6.75 3.750

Batter	1	2	3	4	5	6	7	8	9	AB	R	H	RBI	BB	SO	LOB
19 Jemile Weeks, S (1, 4) OBP: 0.335, SLG: 0.410	B SI 91 C SI 91 B CH 84 X SI 91 2-1 F9 ①		B CH 84 B SI 91 C SI 91 F SI 91 X SI 92 2-2 G6-3 ②		C SI 91 1 SAFE X SI 92 0-1 4 S 2 1B 4 1B 1-2 1B		X SI 92 0-0 SF 4 2 FC5-2 1B 55 SF7 1-2 3-H	B FF 93 B CH 86 B FF 93 C FF 92 B FF 92 4-1 2 1B 4 1B 1-2 2-3 BB		3	3	1	1	1	0	0
2 Cliff Pennington, S (1, 6) OBP: 0.327, SLG: 0.370	C SI 92 B SI 92 C SI 91 T SI 93 1-2 K ②		F SI 91 X SI 92 0-1 1B		B CH 85 C SI 92 X CH 85 1-1 4 1B 4 S 1-2 2-H 1B		T CH 84 B SI 93 F SI 93 F SI 93 F SI 92 B CH 84 X SI 93 2-2 4 FC5-2 1-2 2-3 1B	X SL 88 0-0 55 E 4 1B 1-2 2-H 3-H 1B		5	0	4	3	0	1	0
4 Coco Crisp, S (1, 8) OBP: 0.325, SLG: 0.389	B CH 84 X SI 92 1-0 1B		X CH 84 0-0 B2-3 ③		B SI 92 B SI 93 X SI 92 2-0 55 S 1-3 2-H 1B		B FF 94 B FF 94 C FF 93 F FF 94 B SL 81 X FF 95 3-2 FC5-2 ① 1-2 2-3 3-Hf	C SI 91 C CH 82 F FF 90 X SI 93 0-2 55 E 1-2 2-H 1B		5	0	3	2	0	0	4
55 Hideki Matsui, L (1, 10) OBP: 0.321, SLG: 0.387	C SI 91 P PO 88 X CH 85 1-1 G4-3 ③			B SI 92 X SI 91 1-0 F7 ① C SI 93 F CH 86 S CH 84 0-3 K ②	C SI 92 B SI 92 F CH 85 S SI 92 1-3 K ③ 1-2		X FF 95 0-0 SF7 ② 3-H	B SI 91 S SL 86 X SL 85 1-1 E4 1-2 2-3		4	0	0	1	0	1	5
14 Brandon Allen, L (1, 3) OBP: 0.325, SLG: 0.505		X SI 91 0-0 L8 ①		C SI 93 F CH 86 S CH 84 0-3 K ②		B CH 85 X SI 90 1-0 G3 ① B FF 94 C FF 94 F FF 94 F FF 94 B SL 83 F FF 95 F FF 95 B FF 96 S FF 95 3-3 K ③	C CU 81 D SL 84 F SL 86 C FF 93 1-3 K ③		5	0	0	0	0	3	5
12 David DeJesus, L (1, 9) OBP: 0.318, SLG: 0.367		B SI 92 B CH 85 C SI 92 B SI 92 B SI 92 4-1 15 G3 BB		C SI 93 B SI 93 X CH 84 1-1 G3 ③		L SI 91 B SI 92 B CH 84 F SI 91 S CH 86 2-3 K ②		C FF 92 B SL 82 B SL 82 B FF 93 X FF 94 3-1 P5 ① X CH 82 0-0 F9 ①		4	0	0	0	1	1	0
15 Ryan Sweeney, L (1, 7) OBP: 0.343, SLG: 0.338		C SI 91 B SI 92 B CH 85 X SI 92 2-1 G3 ② 1-2	B SI 91 C SI 91 C CH 84 X CH 84 1-2 G4-3 ①		C SI 93 B SI 93 B CH 84 F SI 92 S SI 93 2-3 K ③			T FF 94 X FC 93 0-1 19 WP 26 1B 2 1B 1B C FF 92 C SL 87 B FF 91 B CH 82 B SL 85 B SI 91 4-2 26 FC5-4 BB		4	1	1	0	1	1	1
26 Anthony Recker, R (1, 2) OBP: 0.385, SLG: 0.364		C SI 92 C SI 93 B SI 93 B CH 85 D SI 93 F SI 92 S SI 92 3-3 K ③		B SL 84 B SI 91 B FF 90 C SI 89 B SI 91 4-1 28 FC2-6 BB			S SI 91 X SI 92 0-1 28 1B 19 SF 2B D FF 94 X FF 94 1-0 19 WP 2 1B 1-2 1B	B CU 82 S FF 92 C SL 86 X SL 88 1-2 FC5-4 ② 1-2f		4	2	2	0	1	1	2
28 Eric Sogard, L (1, 5) OBP: 0.244, SLG: 0.333			C SI 90 C CH 84 X SI 92 0-2 L7 ①		F SI 91 X CH 85 0-1 FC2-6 ② 19 1B 2 1B 1-2f		X SI 91 0-0 2 1B 19 SF 4 FC5-2 2-3 1B	C FF 93 X SL 82 0-1 F3 ②	C SL 86 F SI 91 B FF 93 F SL 86 F FF 92 S SL 84 1-3 K ③	5	1	1	0	0	1	4
Inning Stats	R: 0 H: 1 E: 0 LOB: 1 K: 1 BB: 0 S: 9 P: 13	R: 0 H: 0 E: 0 LOB: 1 K: 1 BB: 1 S: 8 P: 17	R: 0 H: 1 E: 0 LOB: 1 K: 0 BB: 0 S: 9 P: 11	R: 0 H: 0 E: 0 LOB: 0 K: 1 BB: 0 S: 6 P: 8	R: 2 H: 3 E: 0 LOB: 2 K: 1 BB: 1 S: 14 P: 23	R: 0 H: 0 E: 0 LOB: 0 K: 2 BB: 0 S: 7 P: 12	R: 2 H: 3 E: 1 LOB: 2 K: 1 BB: 0 S: 19 P: 27	R: 3 H: 4 E: 1 LOB: 3 K: 1 BB: 1 S: 18 P: 28	R: 0 H: 0 E: 0 LOB: 1 K: 1 BB: 1 S: 11 P: 17	1B: 11 SF: 2 2B: 1 SAC: 0 3B: 0 DP: 0 HR: 0 HBP: 0						

TOP

Oakland Athletics @ Cleveland Indians

Progressive Field, Cleveland, OH

Thu Sep 01 2011, 12:08 PM - 3:13 PM EDT

Att. 14,192 - Partly Cloudy - 79 F

livebaseballscorecards.com

AB	39
R	7
H	12
RBI	7
BB	4
SO	9
LOB	21

WP: 1 PA: 45
PB: 0
SB: 3
CS: 0

PITCHER		IP	WLS	BF	H	R	ER	SO	BB	IBB	HBP	BLK	WP	HR	S	P	ERA	WHIP
55 Roberto Hernandez, R ERA: 4.84	(1, 1)	6.0	L	29	8	4	3	6	2	0	0	0	0	0	62	95	4.50	1.667
50 Nick Hagadone, L ERA: 16.2	(7, 1)	1.2		8	2	3	3	1	1	0	0	0	1	0	18	32	16.20	1.800
34 Corey Kluber, R ERA:	(8, 1)	1.1		8	2	0	0	2	1	0	0	0	0	0	21	29	0.00	2.250

PITCHER		IP	WLS	BF	H	R	ER	SO	BB	IBB	HBP	BLK	WP	HR	S	P	ERA	WHIP

BOTTOM

Oakland Athletics @ Cleveland Indians

Progressive Field, Cleveland, OH

Thu Sep 01 2011, 12:08 PM - 3:13 PM EDT

Att. 14,192 - Partly Cloudy - 79 F

livebaseballscorecards.com

Batter	1	2	3	4	5	6	7	8	9	AB	R	H	RBI	BB	SO	LOB
12 Ezequiel Carrera, L (1, 8) OBP: 0.326, SLG: 0.321	C SI 92 C SI 91 B FF 93 B CU 81 X SI 92 2-2 ① L6		X SI 93 0-0 ② FC5-4 1-2f		F SI 91 B SI 92 1 SAFE 1 SAFE C FF 93 B CU 79 S SI 93 2-3 ② K		B SI 92 B SI 92 B SI 91 C SI 91 C SI 91 F SI 90 S SI 92 3-3 ② K		B FF 92 B FF 92 C FF 91 F FF 91 D SL 86 X FF 92 3-2 ③ G1-3	5	0	0	0	0	2	4
1 Kosuke Fukudome, L (1, 9) OBP: 0.358, SLG: 0.377	S SI 92 C FF 93 B FF 92 B CU 80 F SI 94 F CU 79 T CU 80 2-2 ② K		C SI 89 C CU 78 B SI 91 X CU 78 1-2 ③ G3		C SI 94 B FF 94 F FF 94 F FF 94 B CU 80 B CU 80 B FF 94 4-2 1-2 BB		B CU 78 X FF 93 1-0 1-2 1B			3	0	1	0	1	1	1
13 Asdrúbal Cabrera, S (1, 6) OBP: 0.337, SLG: 0.461 46 Cord Phelps, S (9, 4) OBP: 0.258, SLG: 0.259	X SI 93 0-0 ③ G6-3			C SI 92 B SI 92 S CU 80 B SI 93 X SI 94 2-2 ① F9	B CH 84 F SI 94 X SI 94 1-1 ③ F9		F CU 78 B CU 80 F SI 93 F CU 81 X FF 94 1-2 ③ F9			4 0	0 0	0 0	0 0	0 0	0 0	4 0
41 Carlos Santana, S (1, 3) OBP: 0.348, SLG: 0.443		F SI 91 B FF 92 B CH 84 X CH 85 2-1 ① G6-3		B CU 80 B CH 86 F SI 93 B SI 94 B CH 86 4-1 47 E BB		B CU 79 B SI 92 B CH 86 C FF 92 B SI 92 4-1 BB		B FF 90 X FF 88 1-0 ① F9		2	0	0	0	2	0	0
47 Shelley Duncan, R (1, 10) OBP: 0.312, SLG: 0.410		B SI 92 X CH 84 1-0 1B		C SI 93 X CU 80 0-1 FC6 1-2		B SI 92 B CH 84 X SI 91 2-0 ① F9		C FF 90 X FF 91 0-1 ② P4		4	0	1	0	0	0	2
9 Jack Hannahan, L (1, 5) OBP: 0.331, SLG: 0.384		B SI 92 B SI 93 X SI 92 2-0 ② F8		B CU 79 X SI 92 1-0 ② F7		C CU 78 D FF 92 C CU 79 B FF 92 S CU 80 2-3 ② K		B FF 91 C FF 92 F FF 92 B CU 78 S SL 87 2-3 ③ K		4	0	0	0	0	2	4
16 Jason Donald, R (1, 4) OBP: 0.329, SLG: 0.373 (9, 6)		C SI 92 B CH 84 B FF 93 F SI 92 C CU 80 2-3 ③ K		S CU 79 C CU 80 B FF 92 S CU 80 1-3 ③ K		B SI 93 B CU 78 X SI 92 2-0 ③ L8			C FF 89 F FF 91 X FF 91 0-2 1B	4	0	1	0	0	2	4
32 Jerad Head, R (1, 7) OBP: 0.067, SLG: 0.067			B SI 90 B SI 91 F SI 92 X SI 92 2-1 ① G6-3		X SI 89 0-0 ① G6-3		B SI 90 C SI 91 C SI 91 S CU 80 1-3 ① K		C FF 91 D CH 79 B SI 92 F FF 92 S SL 85 2-3 ① K	4	0	0	0	0	2	1
6 Lou Marson, R (1, 2) OBP: 0.305, SLG: 0.305			C SI 92 X FF 93 0-1 12 FC5-4 1B		B SI 92 B SI 92 B SI 93 C FF 93 B SI 92 4-1 1 BB BB		B SI 93 F SI 92 X FF 92 1-1 1 1B 1B		C FF 91 F FF 93 C SL 85 0-3 ② K	3	0	2	0	1	1	1
Inning Stats	R: 0 E: 0 K: 1 S: 9 H: 0 LOB: 0 BB: 0 P: 13	R: 0 E: 0 K: 1 S: 7 H: 1 LOB: 1 BB: 0 P: 14	R: 0 E: 0 K: 0 S: 8 H: 1 LOB: 1 BB: 0 P: 11	R: 0 E: 1 K: 1 S: 10 H: 0 LOB: 2 BB: 1 P: 18	R: 0 E: 0 K: 1 S: 10 H: 0 LOB: 2 BB: 2 P: 21	R: 0 E: 0 K: 1 S: 6 H: 0 LOB: 1 BB: 1 P: 16	R: 0 E: 0 K: 2 S: 14 H: 2 LOB: 2 BB: 0 P: 21	R: 0 E: 0 K: 1 S: 6 H: 0 LOB: 0 BB: 0 P: 9	R: 0 E: 0 K: 2 S: 12 H: 1 LOB: 1 BB: 0 P: 17	1B: 5 2B: 0 3B: 0 HR: 0 SF: 0 SAC: 0 DP: 0 HBP: 0						

	AB	33
	R	0
	H	5
	RBI	0
	BB	4
	SO	10
	LOB	21

PITCHER		IP	WLS	BF	H	R	ER	SO	BB	IBB	HBP	BLK	WP	HR	S	P	ERA	WHIP
47 Gio González, L ERA: 3.21	(1, 1)	7.0	W	30	4	0	0	7	4	0	0	0	0	0	64	114	0.00	1.143
56 Craig Breslow, L ERA: 4.01	(8, 1)	2.0		7	1	0	0	3	0	0	0	0	0	0	18	26	0.00	0.500

PITCHER	IP	WLS	BF	H	R	ER	SO	BB	IBB	HBP	BLK	WP	HR	S	P	ERA	WHIP

Cleveland Indians @ Kansas City Royals

Kauffman Stadium, Kansas City, MO

Fri Sep 02 2011, 7:10 PM - 9:36 PM CDT

Att. 27,248 - Clear - 91 F

TOP

livebaseballscorecards.com

Batter	1	2	3	4	5	6	7	8	9	AB	R	H	RBI	BB	SO	LOB
12 Ezequiel Carrera, L (1, 8) OBP: 0.322, SLG: 0.316	C SI 83 X SL 81 0-1 ① G5-3	B CU 72 C SL 82 B FF 86 F FF 87 X SL 83 2-2 ③ G6-3		X SL 81 0-0 1B		C SI 85 B EP 68 B FF 87 B SL 82 C FF 87 X SI 84 3-2 ③ G6-3			C FF 92 C SL 88 F FF 92 X CU 80 0-2 ② G4-3	5	0	1	0	0	0	1
1 Kosuke Fukudome, L (1, 9) OBP: 0.361, SLG: 0.379	C FF 84 B CU 71 X CU 72 1-1 41 2B 1B		F CU 71 X FF 86 0-1 13 HR 1B	C SL 84 X SI 86 0-1 ③ G4-3			B SI 90 F FF 93 X SL 89 1-1 41 G6-3 1B		C CU 80 F CU 82 X FF 91 0-2 ③ F8	5	2	3	0	0	0	1
13 Asdrúbal Cabrera, S (1, 6) OBP: 0.337, SLG: 0.467 46 Cord Phelps, S (3, 4) OBP: 0.250, SLG: 0.250	C SI 85 B SI 85 X SL 83 1-1 ② F9		1 SAFE 1 SAFE 1 SAFE B SI 84 F FF 86 F CH 79 1 SAFE F FF 89 F FF 87 2-2 D CH 76 1 SAFE F SL 84 X FF 88 1-H HR		C SI 84 B SL 82 C SL 83 B SI 84 X FF 88 2-2 ① G4-3		F FF 93 D CU 81 L FF 92 D SL 88 S FF 93 2-3 ① K			2 2	1 0	1 0	2 0	0 0	0 1	1 1
41 Carlos Santana, S (1, 3) OBP: 0.349, SLG: 0.444	C FF 85 B SI 85 S SI 85 F FF 89 1 SAFE X SI 86 1-2 1-H 25 1B 2B		B CU 72 S CH 79 B SL 84 X CH 78 2-1 ① G1-3		C SL 83 S FF 86 H FF 87 1-2 25 G3 HBP		1 SAFE C CU 81 D SL 87 X FF 94 1-1 ② G6-3 1-2			3	1	1	1	0	0	1
25 Jim Thome, L (1, 10) OBP: 0.346, SLG: 0.465	B SL 83 F SL 83 C SI 86 B SL 83 C FF 88 X FF 88 3-2 2-H 1B		C CU 72 F FF 88 F FF 89 B CU 69 B SL 83 S SL 83 2-3 ② K		C SL 83 B SL 82 B CH 78 B SI 85 X SL 82 3-1 ② G3 1-2		B SL 89 C CU 80 X FF 92 1-1 ③ G4-3			4	0	1	1	0	1	2
47 Shelley Duncan, R (1, 7) OBP: 0.313, SLG: 0.404 32 Jerad Head, R (7, 7) OBP: 0.063, SLG: 0.063	C CH 78 B SL 84 F SL 84 F FF 89 D CU 78 F CU 78 C FF 88 2-3 ③ K		B CU 72 B FF 88 X SL 84 2-0 ③ G6-3		D CH 79 B SI 86 B SL 85 C SL 84 C FF 87 B SL 84 4-2 BB			B FF 92 F CH 83 F SL 86 X CU 80 1-2 ① G5-3		2 1	0 0	0 0	0 0	1 0	1 0	1 0
16 Jason Donald, R (1, 4) OBP: 0.338, SLG: 0.437 (3, 6)		C SL 82 X SL 81 0-1 9 G3-1 2B		C CU 72 B CH 76 X CH 78 1-1 HR	F SI 85 B SI 85 S CU 77 B FF 90 F CU 78 X FF 86 2-2 ③ F9			C FF 94 S SL 86 F CU 81 C SL 87 0-3 ② K		4	1	2	1	0	1	2
9 Jack Hannahan, L (1, 5) OBP: 0.327, SLG: 0.379		X SL 81 0-0 ① G3-1 2-3		B CU 70 X SL 82 1-0 ① G4-3		C SL 81 S SI 84 C FF 87 0-3 ① K		B CU 80 B FF 90 B FF 92 C FF 92 X FF 94 3-1 ③ G4-3		4	0	0	0	0	1	1
6 Lou Marson, R (1, 2) OBP: 0.299, SLG: 0.298		B SL 82 F FF 87 S FF 87 F FF 90 B FF 87 X SI 85 2-2 ② G5-3		B SL 80 B CH 77 C SL 82 X FF 87 2-1 ② G6-3		B SL 83 B CH 78 B FF 87 C FF 86 S FF 87 X FF 87 3-2 ② F8			B CU 76 B FF 92 X FF 91 2-0 ① G4-3	4	0	0	0	0	0	1

Inning Stats	1	2	3	4	5	6	7	8	9
	R: 2 E: 0 K: 1 S: 18	H: 3 LOB: 1 BB: 0 P: 26	R: 0 E: 0 K: 0 S: 10	H: 1 LOB: 1 BB: 0 P: 14	R: 2 E: 0 K: 1 S: 15	H: 2 LOB: 0 BB: 0 P: 23	R: 1 E: 0 K: 0 S: 8	H: 2 LOB: 1 BB: 0 P: 12	R: 0 E: 0 K: 0 S: 13	H: 0 LOB: 2 BB: 1 P: 25	R: 0 E: 0 K: 1 S: 9	H: 0 LOB: 0 BB: 0 P: 15	R: 0 E: 0 K: 1 S: 9	H: 1 LOB: 1 BB: 0 P: 14	R: 0 E: 0 K: 1 S: 9	H: 0 LOB: 0 BB: 0 P: 13	R: 0 E: 0 K: 0 S: 8	H: 0 LOB: 0 BB: 0 P: 10

	AB	36
	R	5
	H	9
	RBI	5
	BB	1
	SO	5
	LOB	12

1B: 5	SF: 0	WP: 0	PA: 38
2B: 2	SAC: 0	PB: 0	
3B: 0	DP: 0	SB: 0	
HR: 2	HBP: 1	CS: 0	

PITCHER		IP	WLS	BF	H	R	ER	SO	BB	IBB	HBP	BLK	WP	HR	S	P	ERA	WHIP
52 Bruce Chen, L ERA: 4.11	(1, 1)	6.0	L	28	8	5	5	3	1	0	1	0	0	2	73	115	7.50	1.500
61 Everett Teaford, L ERA: 3.55	(7, 1)	3.0		10	1	0	0	2	0	0	0	0	0	0	26	37	0.00	0.333

PITCHER	IP	WLS	BF	H	R	ER	SO	BB	IBB	HBP	BLK	WP	HR	S	P	ERA	WHIP

Cleveland Indians @ Kansas City Royals

Kauffman Stadium, Kansas City, MO

Fri Sep 02 2011, 7:10 PM - 9:36 PM CDT

Att. 27,248 - Clear - 91 F

BOTTOM

livebaseballscorecards.com

Batter	1	2	3	4	5	6	7	8	9	AB	R	H	RBI	BB	SO	LOB
4 Alex Gordon, L (1, 7) OBP: 0.377, SLG: 0.506	X FF 94 0-0 ① G6-3		B FF 95 B SI 94 B CH 81 C FF 93 X SI 94 3-1 ② G4-3 2-3		X FF 93 0-0 ③ F8		C FF 92 B FF 93 B FF 93 C SL 75 X FF 94 2-2 HR 2-H			4	1	1	2	0	0	2
53 Melky Cabrera, S (1, 8) OBP: 0.337, SLG: 0.474	C FF 94 B FF 95 F FF 96 X SI 93 1-2 ② G4-3		X FF 95 0-0 ③ G4-3			C FF 93 B SI 94 X SI 92 1-1 16 1B 35 SF8 2B	C SL 78 X FF 93 0-1 ③ F8			4	1	1	0	0	0	1
16 Billy Butler, R (1, 10) OBP: 0.369, SLG: 0.460	C FF 94 S FF 96 S FF 96 0-3 ③ K			C FF 91 B SL 83 B FF 93 B SI 90 B FF 89 4-1 35 G3-6-3 BB		B FF 93 B FF 95 X FF 90 2-0 2-3 1B		B FF 93 S FF 93 F FF 93 B SL 82 F FF 94 T FF 94 2-2 ① K		3	0	1	0	1	2	0
35 Eric Hosmer, L (1, 3) OBP: 0.332, SLG: 0.449		B FF 94 B FF 95 B FF 91 C FF 94 F FF 93 S FF 94 3-3 ① K		X FF 90 0-0 ① ② G3-6-3 1-2f		B SI 92 B FF 91 B FF 94 X FF 93 3-0 ① SF8 3-H		C SL 80 B FF 93 F FF 93 X SL 81 1-2 ② L8		3	0	0	1	0	1	1
21 Jeff Francoeur, R (1, 9) OBP: 0.329, SLG: 0.465		X FF 94 0-0 8 G1-3 2B		B FF 92 C FF 92 X SL 81 1-1 ③ G5-3		C SI 90 F FF 94 S FF 95 0-3 ② K		F FF 93 F FF 93 F FF 94 B FF 93 S FF 92 1-3 ③ K		4	0	1	0	0	2	1
8 Mike Moustakas, L (1, 5) OBP: 0.282, SLG: 0.290		B FF 92 B SI 92 F FF 93 X FF 94 2-1 ② G1-3 2-3			C FF 92 B FF 93 F FF 93 B FF 95 F FF 95 B FF 91 X SI 90 3-2 ① L3	X FF 91 0-0 ③ F9			B FF 94 B FF 95 C FF 94 B FF 95 X FF 95 3-1 ① P5	4	0	0	0	0	0	2
9 Johnny Giavotella, R (1, 4) OBP: 0.280, SLG: 0.363		C FF 94 X FF 94 0-1 ③ G5-3			S FF 91 B FF 92 F FF 93 C FF 94 1-3 ② K		B FF 89 X FF 92 1-0 ① G6-3		B SL 86 C FF 95 X FF 95 1-1 ② F8	4	0	0	0	0	1	1
13 Salvador Perez, R (1, 2) OBP: 0.325, SLG: 0.423			B FF 95 C FF 93 B FF 95 X SI 92 2-1 ① G1-3		C FF 92 X FF 92 0-1 2 WP 2 1B 1B		B FF 94 H FF 92 2-0 2 SH5-3 4 HR HBP		C FF 96 F FF 93 B SL 86 X FF 94 1-2 ③ F7	3	2	1	0	0	0	0
2 Alcides Escobar, R (1, 6) OBP: 0.281, SLG: 0.328 17 Chris Getz, L (8, 6) OBP: 0.313, SLG: 0.284			C FF 93 C SI 95 X FF 96 0-2 E1 4 G4-3 1B		B SL 78 C FF 91 B FF 93 X FF 89 2-1 1-H 1B		X CH 86 0-0 ② SH5-3 1-2			2 0	0 0	2 0	1 0	0 0	0 0	0 0
Inning Stats	R: 0 E: 0 K: 1 S: 7 H: 0 LOB: 0 BB: 0 P: 8	R: 0 E: 0 K: 1 S: 8 H: 1 LOB: 1 BB: 0 P: 13	R: 0 E: 1 K: 0 S: 8 H: 1 LOB: 1 BB: 0 P: 13	R: 0 E: 0 K: 0 S: 4 H: 0 LOB: 0 BB: 1 P: 9	R: 1 E: 0 K: 1 S: 12 H: 2 LOB: 1 BB: 0 P: 18	R: 1 E: 0 K: 1 S: 8 H: 2 LOB: 1 BB: 0 P: 14	R: 2 E: 0 K: 0 S: 7 H: 1 LOB: 0 BB: 0 P: 12	R: 0 E: 0 K: 2 S: 11 H: 0 LOB: 0 BB: 0 P: 15	R: 0 E: 0 K: 0 S: 7 H: 0 LOB: 0 BB: 0 P: 12	1B: 4 2B: 2 3B: 0 HR: 1	SF: 1 SAC: 1 DP: 1 HBP: 1		WP: 1 PB: 0 SB: 0 CS: 0	PA: 35			

	AB	31
	R	4
	H	7
	RBI	4
	BB	1
	SO	6
	LOB	8

PITCHER	IP	WLS	BF	H	R	ER	SO	BB	IBB	HBP	BLK	WP	HR	S	P	ERA	WHIP
63 Justin Masterson, R (1, 1) ERA: 2.92	7.0	W	29	7	4	4	4	1	0	1	0	1	1	54	87	5.14	1.143
52 Vinnie Pestano, R (8, 1) ERA: 2.35	1.0	H	3	0	0	0	2	0	0	0	0	0	0	11	15	0.00	0.000
54 Chris Perez, R (9, 1) ERA: 2.68	1.0	S	3	0	0	0	0	0	0	0	0	0	0	7	12	0.00	0.000

PITCHER	IP	WLS	BF	H	R	ER	SO	BB	IBB	HBP	BLK	WP	HR	S	P	ERA	WHIP

Batter	1	2	3	4	5	6	7	8	9	AB	R	H	RBI	BB	SO	LOB
12 Ezequiel Carrera, L (1, 8) OBP: 0.320, SLG: 0.314	C FF 93 B SI 92 X CH 81 1-1 1 E 41 SF7 1B	C SI 94 C FC 89 X FF 94 0-2 ② F8	C KC 76 B FC 88 B CH 80 S FC 89 F SL 85 X SL 84 2-2 ③ G4-3 1-2			B KC 77 C SI 93 B FF 92 L FC 88 F KC 79 S FC 88 2-3 ② K		4	1	1	0	0	1	1
1 Kosuke Fukudome, L (1, 9) OBP: 0.360, SLG: 0.377	C FF 91 B SI 91 B FF 92 C FC 89 1 SAFE 1 SAFE F SL 85 S SL 87 2-3 ① K 1-3	C KC 77 B CH 80 C CH 82 B FF 92 B FC 87 X SL 85 3-2 ③ F7			C KC 76 B FF 93 B FF 93 C FC 89 F FF 94 B SL 85 B SL 85 4-2 9 CS BB		B FF 93 C SI 93 C FF 94 B FF 94 S SL 85 2-3 ③ K		3	0	0	0	1	2	1
41 Carlos Santana, S (1, 2) OBP: 0.346, SLG: 0.441	S FF 94 C FF 94 X SI 93 0-2 ② SF7 3-H			X FF 93 0-0 ① F8		B CH 80 S FC 88 F FF 94 X SL 85 1-2 ① F8			B FF 93 F FF 94 B FF 95 B SL 86 F FF 94 F FF 95 X FF 96 3-2 ① F8	3	0	0	1	0	0	1
25 Jim Thome, L (1, 10) OBP: 0.341, SLG: 0.457	B KC 73 C CH 82 F FC 90 B FF 95 B KC 81 S SL 86 3-3 ③ K			C FF 93 B SI 93 S FF 93 C SL 86 1-3 ② K		S SI 92 B SI 92 S FC 88 C FF 94 1-3 ② K			C FF 96 S SL 88 B FF 97 S SL 87 1-3 ② K	4	0	0	0	0	4	1
9 Jack Hannahan, L (1, 3) OBP: 0.327, SLG: 0.380		B FF 92 C CH 79 F FF 93 S SL 86 1-3 ① K		C FF 94 B SI 94 X CH 82 1-1 2B	C SI 93 0-1 ③ CS 1-2	C CH 80 B FF 93 B FF 94 X FF 93 2-1 ① G4-3			C FF 95 F FF 96 X FF 97 0-2 ③ G6-3	4	0	1	0	0	1	0
16 Jason Donald, R (1, 6) OBP: 0.325, SLG: 0.419		F FF 93 F FF 93 B SI 93 B KC 77 X SL 86 2-2 E6		C FC 89 F SI 93 F FF 94 X SL 85 0-2 ③ G4-3			X FC 88 0-0 ② P6			3	0	0	0	0	0	1
8 Lonnie Chisenhall, L (1, 5) OBP: 0.277, SLG: 0.388		C FF 93 X FF 92 0-1 ② L8			B KC 74 C KC 76 B FC 88 X CH 82 2-1 ① G3-1		C KC 77 F FF 94 B FC 87 F SL 87 B FF 94 X SL 87 2-2 2B			3	0	1	0	0	0	1
46 Cord Phelps, S (1, 4) OBP: 0.239, SLG: 0.238		B FF 93 B FF 90 F FC 88 B FC 89 F FF 91 C SL 86 3-3 ③ K			C KC 76 X FF 93 0-1 ② F9		X SI 94 0-0 ③ G6-3			3	0	0	0	0	1	2
32 Jerad Head, R (1, 7) OBP: 0.053, SLG: 0.053			C FF 92 B SI 92 X FF 93 1-1 ① G4-3		B SI 93 C FC 90 X SI 94 1-1 E3 12 S			C FF 92 F FC 88 B FF 92 X KC 78 1-2 ① F8		3	0	0	0	0	0	0

TOP

Cleveland Indians @ Kansas City Royals

Kauffman Stadium, Kansas City, MO

Sat Sep 03 2011, 6:31 PM - 9:05 PM CDT

Att. 27,126 - Rain - 77 F

livebaseballscorecards.com

AB	30
R	1
H	3
RBI	1
BB	1
SO	9
LOB	8

Inning Stats	1	2	3	4	5	6	7	8	9					
	R: 1 E: 1 K: 2 S: 12	R: 0 E: 1 K: 2 S: 11	R: 0 E: 0 K: 0 S: 8	R: 0 E: 0 K: 1 S: 10	R: 0 E: 1 K: 0 S: 10	R: 0 E: 0 K: 1 S: 10	R: 0 E: 0 K: 0 S: 8	R: 0 E: 0 K: 2 S: 10	R: 0 E: 0 K: 1 S: 10	1B: 1 2B: 2 3B: 0 HR: 0	SF: 1 SAC: 0 DP: 0 HBP: 0	WP: 0 PB: 0 SB: 1 CS: 1	PA: 33	
	H: 1 LOB: 0 BB: 0 P: 18	H: 0 LOB: 1 BB: 0 P: 17	H: 0 LOB: 0 BB: 0 P: 12	H: 1 LOB: 1 BB: 0 P: 12	H: 0 LOB: 1 BB: 0 P: 15	H: 0 LOB: 0 BB: 1 P: 16	H: 1 LOB: 1 BB: 0 P: 12	H: 0 LOB: 0 BB: 0 P: 15	H: 0 LOB: 0 BB: 0 P: 14					

PITCHER		IP	WLS	BF	H	R	ER	SO	BB	IBB	HBP	BLK	WP	HR	S	P	ERA	WHIP
44 Luke Hochevar, R ERA: 4.76	(1, 1)	8.0	W	29	3	1	0	8	1	0	0	0	0	0	79	117	0.00	0.500
56 Greg Holland, R ERA: 1.87	(9, 1)	1.0		3	0	0	0	1	0	0	0	0	0	0	10	14	0.00	0.000

PITCHER		IP	WLS	BF	H	R	ER	SO	BB	IBB	HBP	BLK	WP	HR	S	P	ERA	WHIP

Cleveland Indians @ Kansas City Royals

Kauffman Stadium, Kansas City, MO

Sat Sep 03 2011, 6:31 PM - 9:05 PM CDT

Att. 27,126 - Rain - 77 F

BOTTOM

Batter	1	2	3	4	5	6	7	8	9	AB	R	H	RBI	BB	SO	LOB
4 Alex Gordon, L (1, 7) OBP: 0.377, SLG: 0.505	G3	FC4-6 1-2f 3-H			BB		1B			3	1	1	1	1	0	1
53 Melky Cabrera, S (1, 8) OBP: 0.336, SLG: 0.472	1B	P3			F8		F8			4	1	1	0	0	0	3
16 Billy Butler, R (1, 10) OBP: 0.368, SLG: 0.460	F9		F9		2B		K 1-2			4	0	1	1	0	1	2
35 Eric Hosmer, L (1, 3) OBP: 0.331, SLG: 0.447	1B		F7		G3			F9	1B	4	1	1	0	0	0	1
21 Jeff Francoeur, R (1, 9) OBP: 0.330, SLG: 0.467	1-H 2-H 2B		G6-3			K		1B		4	0	2	2	0	1	0
9 Johnny Giavotella, R (1, 4) OBP: 0.279, SLG: 0.387	K		F9			HR		K		4	1	1	1	0	2	2
8 Mike Moustakas, L (1, 5) OBP: 0.278, SLG: 0.285		P5	F7			G4-3		G4-3		4	0	0	0	0	0	1
13 Salvador Perez, R (1, 2) OBP: 0.313, SLG: 0.405		E6 17 1B 4 FC4-6	K			L5				3	1	0	0	0	1	0
17 Chris Getz, L (1, 6) OBP: 0.313, SLG: 0.284		4 FC4-6 1-3 1B			G6-3		L9			3	0	1	0	0	0	0

	AB	33
	R	5
	H	8
	RBI	5
	BB	1
	SO	5
	LOB	10

livebaseballscorecards.com

Inning Stats									
	R: 2 E: 0 K: 1 S: 19	H: 3 LOB: 1 BB: 0 P: 24	R: 1 E: 1 K: 0 S: 15	H: 1 LOB: 1 BB: 0 P: 22	R: 0 E: 0 K: 0 S: 5	H: 0 LOB: 0 BB: 0 P: 9	R: 0 E: 0 K: 1 S: 8	H: 0 LOB: 0 BB: 0 P: 15	R: 1 E: 0 K: 0 S: 11	H: 1 LOB: 1 BB: 1 P: 18	R: 1 E: 0 K: 1 S: 9	H: 1 LOB: 0 BB: 0 P: 13	R: 0 E: 0 K: 1 S: 11	H: 1 LOB: 1 BB: 0 P: 17	R: 0 E: 0 K: 1 S: 7	H: 1 LOB: 1 BB: 0 P: 10

	1B: 5	SF: 0	WP: 0	PA: 34
	2B: 2	SAC: 0	PB: 0	
	3B: 0	DP: 0	SB: 2	
	HR: 1	HBP: 0	CS: 0	

PITCHER		IP	WLS	BF	H	R	ER	SO	BB	IBB	HBP	BLK	WP	HR	S	P	ERA	WHIP
31 David Huff, L ERA: 2.81	(1, 1)	6.0	L	26	6	5	4	3	1	0	0	0	0	1	67	101	6.00	1.167
45 Josh Judy, R ERA: 1.8	(7, 1)	1.0		4	1	0	0	1	0	0	0	0	0	0	11	17	0.00	1.000
37 Chad Durbin, R ERA: 4.97	(8, 1)	1.0		4	1	0	0	1	0	0	0	0	0	0	7	10	0.00	1.000

PITCHER	IP	WLS	BF	H	R	ER	SO	BB	IBB	HBP	BLK	WP	HR	S	P	ERA	WHIP

Cleveland Indians @ Kansas City Royals

Kauffman Stadium, Kansas City, MO

Sun Sep 04 2011, 1:10 PM - 4:39 PM CDT

Att. 34,014 - Sunny - 72 F

TOP

livebaseballscorecards.com

Batter	1	2	3	4	5	6	7	8	9	AB	R	H	RBI	BB	SO	LOB
12 Ezequiel Carrera, L (1, 8) OBP: 0.314, SLG: 0.303	C SI 84 B SI 86 B SI 83 C CH 77 X SI 86 2-2 G5-3 ①	B SI 86 F CH 75 X FF 85 1-1 F9 ①	B CU 68 C SI 86 F SI 87 X SI 87 1-2 F8 ③			C FF 91 C FF 92 B CU 75 B CH 83 F FF 90 F FF 92 B FF 92 B FF 92 4-2 41 FC3-6 1 S 47 HR BB	X SI 90 0-0 G4-3 ③		B FC 87 C SI 91 C FC 88 F FF 92 X FF 92 1-2 FC6 ③ 1-2f	5	1	0	0	1	0	7
1 Kosuke Fukudome, L (1, 9) OBP: 0.358, SLG: 0.377	B SI 86 X CH 74 1-0 47 BB 16 1B 2B	B SI 84 X SI 83 1-0 G3 ②		C FF 83 F CU 65 B CU 67 B SI 87 B CH 77 F SI 84 X SI 85 3-2 G1-3 ①		C FF 91 S FF 93 B FF 92 D CU 75 B FF 92 S FF 92 3-3 K ① 1-2		B FC 86 X SI 91 1-0 G3 ①		5	1	1	0	0	1	3
13 Asdrúbal Cabrera, S (1, 6) OBP: 0.338, SLG: 0.467	X SI 84 0-0 G6-3 ②	C SI 86 B SI 85 X CH 74 1-1 2-H 3-H 2B		C CU 67 B SI 80 X CH 74 1-1 F7 ②		B FF 92 D CH 83 B CH 83 C FF 92 F CH 82 B CH 83 4-2 41 FC3-6 BB		S FC 87 C FC 87 B FC 86 X SI 91 1-2 G6-3 ②		4	0	1	2	1	0	1
41 Carlos Santana, S (1, 3) OBP: 0.349, SLG: 0.443	C SI 85 B SI 84 B SI 84 B CH 75 F CH 77 B CH 75 4-2 47 BB 16 1B BB	C CH 77 F CH 76 X SI 85 0-2 G6-3 ③		C CU 67 X SI 84 0-1 2B		C FF 92 S FF 92 B FF 93 X FC 88 1-2 FC3-6 ② 47 HR 1-2f 2-3		B FC 88 B CH 86 B FC 87 B FF 91 4-0 47 HR BB		3	2	1	0	2	0	3
47 Shelley Duncan, R (1, 10) OBP: 0.321, SLG: 0.447	B FF 83 B CH 76 B SI 84 C SI 82 S CH 76 B CH 76 4-2 16 1B 1-2 2-3 BB		C CU 67 B CH 75 X SI 81 1-1 P3 ①	B CH 74 C SI 83 F CU 66 F SI 84 X SI 88 1-2 G6-3 ③		B FF 92 X FF 92 1-0 1-H 3-H HR		C FC 86 X FC 86 0-1 1-H HR		4	2	2	5	1	0	1
16 Jason Donald, R (1, 4) OBP: 0.329, SLG: 0.418	C SI 85 X SI 85 0-1 1-2 2-H 3-H 1B ③		B CU 67 X CH 75 1-0 F9 ②		C CH 72 B CH 79 X FF 82 1-1 32 PB 32 S 1B	F FF 94 X FC 88 0-1 F9 ③		C FC 88 X FC 87 0-1 F9 ③		5	0	2	1	0	0	0
9 Jack Hannahan, L (1, 5) OBP: 0.330, SLG: 0.388 8 Lonnie Chisenhall, L (3, PR) OBP: 0.271, SLG: 0.379 (3, 5)		B CU 68 B FF 84 C SI 83 F SI 85 F SI 86 B SI 87 X SI 85 3-2 6 1B 32 2B 2B	B SI 84 C SI 84 X SI 85 1-1 32 HBP 6 BB 1B		1 SAFE 1 SAFE C FF 83 B CU 68 X SI 85 1-1 F7 ①		C FC 88 F FC 87 X FF 93 0-2 G6-3 ①		X FF 92 0-0 G4-3 ①	2 3	1 0	2 0	0 0	0 0	0 0	0 1
6 Lou Marson, R (1, 2) OBP: 0.311, SLG: 0.308		X SI 84 0-0 32 2B 13 2B 2-3 1B	C SI 83 B CU 66 B SI 83 C CH 75 B CH 74 D SI 82 4-2 32 HBP 1-2 BB		1 SAFE 1 SAFE S SI 82 F SI 83 B CH 72 X FF 83 1-2 F8 ②		B FF 92 X FF 91 1-0 1B		B FF 92 B FC 88 X SI 92 2-0 12 FC6 1B	4	1	3	0	1	0	1
32 Jerad Head, R (1, 7) OBP: 0.125, SLG: 0.130		C CU 69 X SI 84 0-1 13 2B 1-3 3-H 2B	F CH 76 F CH 75 B SI 86 H CU 70 2-2 1-2 2-3 HBP		B CH 75 1 SAFE F SI 84 B FF 84 X SI 81 2-1 G5-3 ③ 1-3		B SI 92 B FC 87 F SI 91 S FC 87 X FC 86 2-2 F9 ②		B SI 91 B SI 91 F FF 92 F FC 87 F CU 74 B FF 92 S FF 92 3-3 K ②	4	1	1	1	0	1	3

Inning Stats	R: 1 E: 0 K: 0 S: 11	H: 2 LOB: 2 BB: 2 P: 22	R: 3 E: 0 K: 0 S: 15	H: 4 LOB: 1 BB: 0 P: 21	R: 0 E: 0 K: 0 S: 12	H: 1 LOB: 3 BB: 1 P: 22	R: 0 E: 0 K: 0 S: 12	H: 1 LOB: 1 BB: 0 P: 17	R: 0 E: 0 K: 0 S: 9	H: 1 LOB: 1 BB: 0 P: 14	R: 3 E: 0 K: 1 S: 15	H: 1 LOB: 0 BB: 2 P: 28	R: 0 E: 0 K: 0 S: 8	H: 1 LOB: 1 BB: 0 P: 11	R: 2 E: 0 K: 0 S: 8	H: 1 LOB: 0 BB: 1 P: 14	R: 0 E: 0 K: 1 S: 10	H: 1 LOB: 1 BB: 0 P: 16

	1B: 6	SF: 0	WP: 0	PA: 46
	2B: 5	SAC: 0	PB: 1	
	3B: 0	DP: 0	SB: 2	
	HR: 2	HBP: 1	CS: 0	

	AB	39
	R	9
	H	13
	RBI	9
	BB	6
	SO	2
	LOB	20

PITCHER		IP	WLS	BF	H	R	ER	SO	BB	IBB	HBP	BLK	WP	HR	S	P	ERA	WHIP
26 Jeff Francis, L ERA: 4.72	(1, 1)	5.0	L	27	9	4	4	0	3	0	1	0	0	0	59	96	7.20	2.400
55 Tim Collins, L ERA: 3.66	(6, 1)	0.1		3	0	2	2	1	2	0	0	0	0	0	9	20	54.00	6.000
57 Jesse Chavez, R ERA: 9.64	(6, 1)	3.2		16	4	3	3	1	1	0	0	0	0	2	32	49	7.36	1.364

PITCHER		IP	WLS	BF	H	R	ER	SO	BB	IBB	HBP	BLK	WP	HR	S	P	ERA	WHIP

Cleveland Indians @ Kansas City Royals

Kauffman Stadium, Kansas City, MO

Sun Sep 04 2011, 1:10 PM - 4:39 PM CDT

Att. 34,014 - Sunny - 72 F

livebaseballscorecards.com

BOTTOM

Batter	1	2	3	4	5	6	7	8	9	AB	R	H	RBI	BB	SO	LOB
4 Alex Gordon, L (1, 7) OBP: 0.376, SLG: 0.502	X SI 89 0-0 G6-3 ①		B SI 90 C SI 90 F CH 82 B SL 85 B FF 91 F SI 90 X SI 90 3-2 G4-3 ①		C CH 81 1 SAFE S CH 82 B SI 86 S SI 90 1-3 K ②		B FF 87 C FF 85 F FF 85 B FF 87 X FF 87 2-2 16 BB 53 1B 35 FC4-2 1-3 1B		C SI 94 F CH 88 B CH 86 F FF 95 F FF 96 B SL 88 S SI 94 2-3 K ①	5	0	1	0	0	2	1
53 Melky Cabrera, S (1, 8) OBP: 0.337, SLG: 0.471	C SI 90 I CH 84 F SL 85 X SI 90 0-2 L8 ②		B CH 82 C CH 82 F SL 83 B SL 86 F SI 91 S CH 81 2-3 K ②		X CH 82 0-0 P6 ③		B FF 86 C FF 87 F FF 86 F FF 88 X FF 88 1-2 35 FC4-2 16 BB 9 BB 1-2 3-H 1B		B SI 92 S SI 92 B CH 87 F SI 94 F SI 95 F SI 95 B SI 94 F SI 93 B FF 93 4-2 16 2B 35 1B BB	4	2	1	1	1	1	1
16 Billy Butler, R (1, 10) OBP: 0.372, SLG: 0.466	B FF 91 C SI 90 B CH 82 F SI 89 X FF 91 2-2 2B		C FF 90 F SI 91 X SL 85 0-2 G5-3 ③			C SI 89 S SL 86 B SL 88 X SL 83 1-2 8 BB 9 1B 1B	B FF 88 B SI 90 B FC 87 B FF 90 4-0 9 BB 35 FC4-2 1-2 2-3 BB		C SI 94 B SL 85 B FF 95 X SI 94 2-1 35 1B 1-3 2B	4	1	3	0	1	0	0
35 Eric Hosmer, L (1, 3) OBP: 0.334, SLG: 0.450	I IN 51 I IN 59 I IN 64 I IN 65 4-0 IBB			B SI 90 B SI 90 C SI 90 S CH 80 B SI 90 X SI 89 3-2 9 G6-3 8 E 2B		B CH 82 C SI 88 F SI 90 F CH 86 B SL 85 X SL 84 2-2 P5 ①	F FF 90 F FF 92 X SL 80 0-2 FC4-2 9 BB 1-2 2-3 3-Hf ②		F SI 95 D CH 89 F SI 93 F SI 96 B SI 95 X FF 95 2-2 9 1B 2-H 3-H 1B	4	2	2	2	1	0	4
9 Johnny Giavotella, R (1, 4) OBP: 0.293, SLG: 0.391	C SI 89 X SI 90 0-1 F9 ③			L SI 89 F SI 90 B SL 86 X SI 90 1-2 G6-3 2-3 ①		C SI 90 B SL 82 F SI 90 X SI 92 1-2 27 G5-3 8 BB 1-2 1B	B FF 92 F FF 91 B FF 91 S FF 92 B FF 93 B FF 92 4-2 1-2 2-3 3-H BB		C SL 85 D SL 86 S SI 95 B FF 95 X SI 95 2-2 27 DI 2-H 1B	4	0	2	2	1	0	3
8 Mike Moustakas, L (1, 5) OBP: 0.277, SLG: 0.281		B SI 88 C SI 89 X SI 89 1-1 F7 ①		F SI 90 X SI 91 0-1 E5 27 G3-6 3-H		B SI 90 B CH 80 B SI 91 B SI 89 4-0 1-2 2-3 BB	B FF 92 C FF 93 S SL 83 F SL 82 D SL 83 F FF 93 F SL 82 F FF 93 F FF 93 2-2 F FF 92 X FF 94 P4 ③		C FF 93 T FF 93 X FF 93 0-2 P4 ②	4	0	0	1	1	0	4
27 Brayan Peña, S (1, 2) OBP: 0.291, SLG: 0.344		B SI 91 S SL 82 X SI 89 1-1 12 BB 1B		B CH 81 C SI 89 D CH 82 X SI 90 2-1 G3-6 ② ③ 1-2f		C FF 86 X FF 87 0-1 G5-3 ② ③ 2-3f		C FF 90 B SL 82 X FF 90 1-1 F7 ①	B FF 94 B FF 94 X FF 93 2-0 P5 ③ 1-2	5	0	1	0	0	0	5
12 Mitch Maier, L (1, 9) OBP: 0.371, SLG: 0.383		B SI 90 B SI 89 C FF 88 B SI 90 F SI 89 F SI 89 1 SAFE B SI 90 4-2 17 G4-6-3 1-2 BB			C SI 88 B SI 90 F SI 91 F FF 90 X CH 84 1-2 F9 ①		C FF 90 B FF 88 F FF 86 B FF 87 F FF 87 X FF 91 2-2 4 1B 53 1B 1B	B FF 90 C SL 82 B FF 91 X SI 90 2-1 G3 ②		3	1	1	0	1	0	0
17 Chris Getz, L (1, 6) OBP: 0.313, SLG: 0.284		X SI 90 0-0 G4-6-3 ② ③ 1-2f			C SI 90 B SL 84 X FF 89 1-1 1B		C FF 86 B FF 86 F FF 87 T FF 87 1-2 K ①	B FF 90 C FF 90 F SL 81 F SI 90 B FF 90 B SL 81 X SI 89 3-2 G4-3 ③		4	0	1	0	0	1	3
Inning Stats	R: 0 E: 0 K: 0 S: 10 H: 1 LOB: 2 BB: 1 P: 16	R: 0 E: 0 K: 0 S: 8 H: 1 LOB: 1 BB: 1 P: 14	R: 0 E: 0 K: 1 S: 11 H: 0 LOB: 0 BB: 0 P: 16	R: 1 E: 1 K: 0 S: 10 H: 1 LOB: 0 BB: 0 P: 16	R: 0 E: 0 K: 1 S: 10 H: 1 LOB: 1 BB: 0 P: 13	R: 0 E: 0 K: 0 S: 12 H: 2 LOB: 2 BB: 1 P: 20	R: 2 E: 0 K: 1 S: 28 H: 3 LOB: 3 BB: 2 P: 44	R: 0 E: 0 K: 0 S: 8 H: 0 LOB: 0 BB: 0 P: 14	R: 3 E: 0 K: 1 S: 23 H: 3 LOB: 1 BB: 1 P: 37	1B: 9 2B: 3 3B: 0 HR: 0 SF: 0 SAC: 0 DP: 3 HBP: 0						

	AB	37
	R	6
	H	12
	RBI	6
	BB	6
	SO	4
	LOB	21

WP: 0 PB: 0 SB: 0 CS: 0 PA: 43

PITCHER	IP	WLS	BF	H	R	ER	SO	BB	IBB	HBP	BLK	WP	HR	S	P	ERA	WHIP
58 Jeanmar Gómez, R (1, 1) ERA: 4.11	5.1	W	24	6	1	1	2	2	1	0	0	0	0	59	93	1.69	1.500
53 Rafael Perez, L (6, 1) ERA: 2.83	1.0		5	3	2	2	1	0	0	0	0	0	0	16	22	18.00	3.000
37 Chad Durbin, R (7, 1) ERA: 4.97	0.0		1	0	0	0	0	1	0	0	0	0	0	0	4	∞	∞
49 Tony Sipp, L (7, 1) ERA: 2.54	0.2	H	3	0	0	0	0	1	0	0	0	0	0	14	20	0.00	1.500
38 Joe Smith, R (8, 1) ERA: 1.58	1.0		3	0	0	0	0	0	0	0	0	0	0	8	14	0.00	0.000

PITCHER	IP	WLS	BF	H	R	ER	SO	BB	IBB	HBP	BLK	WP	HR	S	P	ERA	WHIP
56 Frank Herrmann, R (9, 1) ERA: 5.18	0.1		5	3	3	3	1	1	0	0	0	0	0	19	31	81.00	12.000
54 Chris Perez, R (9, 1) ERA: 2.65	0.2	S	2	0	0	0	0	0	0	0	0	0	0	4	6	0.00	0.000

Detroit Tigers @ Cleveland Indians

Progressive Field, Cleveland, OH

Mon Sep 05 2011, 1:06 PM - 3:40 PM EDT

Att. 39,824 - Overcast - 67 F

TOP

livebaseballscorecards.com

Batter	1	2	3	4	5	6	7	8	9	AB	R	H	RBI	BB	SO	LOB
14 Austin Jackson, R (1, 8) OBP: 0.323, SLG: 0.393	C FF 92 B SL 85 F SI 94 C FF 96 1-3 ① K		T SI 95 X SI 95 0-1 ③ G6-3		B FS 84 B FF 94 X SI 92 2-0 ①② G5-4-3 1-2f			C SI 88 L SL 81 B SL 81 X SL 82 1-2 ① G6-3	C FF 91 S FF 92 T FF 92 0-2 ③ K	5	0	0	0	0	2	4
12 Andy Dirks, L (1, 9) OBP: 0.303, SLG: 0.421	B FF 93 T SI 93 B FF 94 B FS 85 S SI 94 S FF 95 3-3 ② K			B SL 84 B SI 93 C SI 93 F SI 93 B FS 87 X SI 96 3-2 ① P4	C SL 82 C SL 85 X SI 94 0-2 ③ L8			B SL 81 F SI 90 B SI 90 B SL 81 B SL 81 4-1 24 FC5-4 21 1B BB		3	0	0	0	1	1	0
21 Delmon Young, R (1, 7) OBP: 0.304, SLG: 0.380	B SI 96 F FF 96 S FF 95 S FF 96 1-3 ③ K			B FF 94 X SI 95 1-0 24 BB 41 HR 1B		B FF 93 X FS 86 1-0 ① G5-3		F SI 91 F SI 91 F SI 89 F SL 82 B SI 91 F SI 90 F SI 89 X SI 89 1-2 24 FC5-4 1-2 2-3 1B		4	1	2	0	0	1	0
24 Miguel Cabrera, R (1, 3) OBP: 0.432, SLG: 0.560		S SI 95 S FF 96 B FF 94 B FS 85 B SI 94 B SI 95 4-2 BB		C SI 92 B FS 83 D SL 85 D SI 93 F SI 92 B FF 94 4-2 41 HR 1-2 BB		B FS 83 C SI 93 F FF 94 B FF 95 S FF 95 2-3 ② K		B SI 90 X SI 91 1-0 ② FC5-4 1-2f 2-3 3-H		2	1	0	1	2	1	2
41 Victor Martinez, S (1, 10) OBP: 0.372, SLG: 0.452		B SI 93 F SI 92 F FF 94 F SI 94 D SL 85 X FF 95 2-2 ① F7		B SL 85 C SL 83 F FS 86 B FF 93 X SI 94 2-2 1-H 2-H HR		C SL 83 B FF 95 B FS 88 B SL 84 X SI 95 3-1 ③ P5		C FF 89 C SL 80 B FF 89 X FF 90 1-2 ③ P4		4	1	1	3	0	0	3
13 Alex Avila, L (1, 2) OBP: 0.391, SLG: 0.516		S FS 86 F SI 94 B FF 94 B SL 84 S FF 94 2-3 ② K		B SI 93 B FS 85 B SI 93 B FF 91 4-0 27 FC5-4 BB			B SL 82 C SL 81 B SI 92 T FF 94 C FF 94 2-3 ① K		S SL 79 B SL 81 X FF 90 1-1 ① F9	3	0	0	0	1	2	1
27 Jhonny Peralta, R (1, 6) OBP: 0.352, SLG: 0.486		C SL 83 B FF 94 C SI 94 B SI 93 S SI 94 2-3 ③ K		B SL 82 S SI 92 B SI 91 X SL 82 2-1 ② FC5-4 1-2f			F FF 95 B SL 85 X SI 95 1-1 ② G6-3		B CH 79 F FF 90 B FF 89 B FF 89 B FF 90 4-1 39 1B BB	3	0	0	0	1	1	2
20 Wilson Betemit, S (1, 5) OBP: 0.340, SLG: 0.419 15 Brandon Inge, R (7, 5) OBP: 0.250, SLG: 0.264			S FF 95 B FF 96 F SI 93 B FF 94 B SL 84 F SI 95 X FF 95 3-2 ① G4-3	D FS 84 B FF 93 F SI 91 S SL 82 S FF 93 2-3 ③ K			B SL 82 C FS 85 B SI 94 B SL 82 F FF 94 X FF 94 3-2 ③ P2	S FF 90 C FF 90 B FF 91 C FF 91 1-3 ② K	3 1	0 0	0 0	0 0	0 0	1 1	1 1
39 Ramon Santiago, S (1, 4) OBP: 0.308, SLG: 0.379			X SI 95 0-0 ② G4-3		C SL 82 C SL 83 F FF 94 B SI 94 F SL 82 B SI 94 H FS 87 3-2 14 G5-4-3 HBP			B SL 80 F SI 90 X SI 88 1-1 21 1B 24 FC5-4 2B	B SL 78 X SI 92 1-0 1-2 1B	3	1	2	0	0	0	0
Inning Stats	R: 0 E: 0 K: 3 S: 9 H: 0 LOB: 0 BB: 0 P: 14	R: 0 E: 0 K: 2 S: 12 H: 0 LOB: 1 BB: 1 P: 22	R: 0 E: 0 K: 0 S: 7 H: 0 LOB: 0 BB: 0 P: 10	R: 3 E: 0 K: 1 S: 14 H: 2 LOB: 1 BB: 2 P: 32	R: 0 E: 0 K: 0 S: 8 H: 0 LOB: 0 BB: 0 P: 13	R: 0 E: 0 K: 1 S: 6 H: 0 LOB: 0 BB: 0 P: 12	R: 0 E: 0 K: 1 S: 8 H: 0 LOB: 0 BB: 0 P: 14	R: 1 E: 0 K: 0 S: 17 H: 2 LOB: 2 BB: 1 P: 26	R: 0 E: 0 K: 2 S: 10 H: 1 LOB: 2 BB: 1 P: 17	1B: 3 2B: 1 3B: 0 HR: 1 SF: 0 SAC: 0 DP: 1 HBP: 1						

	AB	31
	R	4
	H	5
	RBI	4
	BB	5
	SO	10
	LOB	14

WP: 0 PB: 0 SB: 0 CS: 0 PA: 37

PITCHER		IP	WLS	BF	H	R	ER	SO	BB	IBB	HBP	BLK	WP	HR	S	P	ERA	WHIP
30 Ubaldo Jiménez, R ERA: 4.66	(1, 1)	7.0	L	26	2	3	3	8	3	0	1	0	0	1	64	117	3.86	0.714
38 Joe Smith, R ERA: 1.72	(8, 1)	0.2		5	2	1	1	0	1	0	0	0	0	0	14	22	13.50	4.500
49 Tony Sipp, L ERA: 2.51	(8, 1)	0.2		3	0	0	0	0	1	0	0	0	0	0	6	12	0.00	1.500
52 Vinnie Pestano, R ERA: 2.32	(9, 1)	0.2		3	1	0	0	2	0	0	0	0	0	0	7	9	0.00	1.500

PITCHER	IP	WLS	BF	H	R	ER	SO	BB	IBB	HBP	BLK	WP	HR	S	P	ERA	WHIP

BOTTOM

Batter	1	2	3	4	5	6	7	8	9	AB	R	H	RBI	BB	SO	LOB
24 Grady Sizemore, L (1, 8) OBP: 0.299, SLG: 0.458	C SI 89 B CH 83 X SI 91 1-1 G3 ①		C CH 83 F CH 83 S SI 91 0-3 K ②		C SI 93 X SI 93 0-1 G6-3 ② 3-H			C SI 89 F CU 75 S CH 85 0-3 K ①		4	0	0	1	0	2	2
1 Kosuke Fukudome, L (1, 9) OBP: 0.359, SLG: 0.385	C SI 90 C SI 92 B CU 76 B SI 90 C SI 90 2-3 K ②		C CU 75 X CH 82 0-1 1-2 2-3 1B		F CU 76 F CU 77 F FF 90 B FF 89 S CU 77 1-3 K ③			B SI 90 C CU 76 B FC 87 X SI 90 2-1 HR		4	1	2	1	0	2	0
13 Asdrúbal Cabrera, S (1, 6) OBP: 0.336, SLG: 0.464	X SI 91 0-0 L7 ③		C SI 92 B FF 92 C FF 91 S CU 76 1-3 K ③			C CU 75 X FC 89 0-1 G3-1 ①		F CH 83 B SI 92 F CU 76 B CH 83 S SI 92 2-3 K ②		4	0	0	0	0	2	3
41 Carlos Santana, S (1, 3) OBP: 0.348, SLG: 0.440		B SI 92 C CH 84 F FC 89 C FF 91 1-3 K ①		C CU 76 B CU 75 B FF 90 X SI 93 2-1 G4-3 ①		B FC 88 B CU 78 B CH 85 B SI 92 4-0 BB		C SI 91 B CU 76 C CH 81 C FF 91 1-3 K ③		3	0	0	0	1	2	0
25 Jim Thome, L (1, 10) OBP: 0.339, SLG: 0.454		B SI 90 T FF 91 B FF 90 X CH 84 2-1 G6-3 ②		C CU 76 X FC 87 0-1 1B		B SI 91 C CU 75 S SI 91 B FF 91 F CU 76 S SI 92 2-3 K ②			C FF 91 B FS 84 X FF 92 1-1 L4 ①	4	0	1	0	0	1	1
47 Shelley Duncan, R (1, 7) OBP: 0.314, SLG: 0.435		B SI 91 B SI 91 C SI 93 F FC 91 C CU 78 2-3 K ③		C CU 75 C FF 91 B FC 89 T SI 91 1-2 K ②		B FC 88 X SI 91 1-0 P3 ③			F FF 94 B FF 94 B FF 93 X FF 94 2-1 G5-3 ②	4	0	0	0	0	2	2
8 Lonnie Chisenhall, L (1, 5) OBP: 0.264, SLG: 0.368			C SI 92 F CH 83 X CU 77 0-2 G3 ① S CU 76 X CU 76 0-1 L8 ③			X CH 83 0-0 L6 ①			B FF 95 F FF 92 B FS 84 T FF 94 B FF 93 X FF 93 3-2 F8 ③	4	0	0	0	0	0	1
16 Jason Donald, R (1, 4) OBP: 0.341, SLG: 0.420			B FC 89 C SI 91 H SI 91 2-1 1 1B 6 E HBP		X FC 89 0-0 6 G4-3 6 E 24 G6-3 1B			B SI 90 C CU 77 F SI 91 T CU 76 1-2 K ②		2	1	1	0	0	1	0
6 Lou Marson, R (1, 2) OBP: 0.307, SLG: 0.303			C SI 89 C SI 90 X SI 91 0-2 FC4 1 1B 1-2		1 SAFE X SI 90 0-0 G4-3 ① 1-3			C CU 76 B CU 77 S FC 88 F SI 92 C FF 93 1-3 K ③		3	0	0	0	0	1	2
Inning Stats	R: 0 E: 0 K: 1 S: 6 H: 0 LOB: 0 BB: 0 P: 9	R: 0 E: 0 K: 2 S: 8 H: 0 LOB: 0 BB: 0 P: 13	R: 0 E: 1 K: 2 S: 15 H: 1 LOB: 3 BB: 0 P: 18	R: 0 E: 0 K: 1 S: 9 H: 1 LOB: 1 BB: 0 P: 12	R: 1 E: 1 K: 1 S: 8 H: 1 LOB: 0 BB: 0 P: 9	R: 0 E: 0 K: 1 S: 7 H: 0 LOB: 1 BB: 1 P: 14	R: 0 E: 0 K: 2 S: 8 H: 0 LOB: 0 BB: 0 P: 10	R: 1 E: 0 K: 3 S: 11 H: 1 LOB: 0 BB: 0 P: 16	R: 0 E: 0 K: 0 S: 7 H: 0 LOB: 0 BB: 0 P: 13	1B: 3 2B: 0 3B: 0 HR: 1	SF: 0 SAC: 0 DP: 0 HBP: 1			WP: 0 PB: 0 SB: 0 CS: 0	PA: 34		

PITCHER	IP	WLS	BF	H	R	ER	SO	BB	IBB	HBP	BLK	WP	HR	S	P	ERA	WHIP
58 Doug Fister, R (1, 1) ERA: 3.17	8.0	W	31	4	2	1	13	1	0	1	0	0	1	72	101	1.12	0.625
46 Jose Valverde, R (9, 1) ERA: 2.54	1.0	S	3	0	0	0	0	0	0	0	0	0	0	7	13	0.00	0.000

PITCHER	IP	WLS	BF	H	R	ER	SO	BB	IBB	HBP	BLK	WP	HR	S	P	ERA	WHIP

Detroit Tigers @ Cleveland Indians

Progressive Field, Cleveland, OH

Mon Sep 05 2011, 1:06 PM - 3:40 PM EDT

Att. 39,824 - Overcast - 67 F

livebaseballscorecards.com

AB	32
R	2
H	4
RBI	2
BB	1
SO	13
LOB	11

Detroit Tigers @ Cleveland Indians

Progressive Field, Cleveland, OH

Tue Sep 06 2011, 7:05 PM - 9:52 PM EDT

Att. 27,544 - Cloudy - 66 F

TOP

livebaseballscorecards.com

Batter	1	2	3	4	5	6	7	8	9	AB	R	H	RBI	BB	SO	LOB
14 Austin Jackson, R (1, 8) OBP: 0.322, SLG: 0.393	G4-3 FC6-4		K		K			15 BB 24 G5-4-3 2B		5	1	1	0	0	2	2
12 Andy Dirks, L (1, 9) OBP: 0.305, SLG: 0.422	P4	21 G4-1 24 2B 2B	F8			K		24 G5-4-3 15 BB 41 1B BB		4	2	1	0	1	1	0
21 Delmon Young, R (1, 7) OBP: 0.308, SLG: 0.382 15 Brandon Inge, R (7, 5) OBP: 0.253, SLG: 0.264	41 BLK 41 1B 24 1B BB	G4-1 2-3		41 FC3-6 24 1B 1B		24 WP 1B		24 G5-4-3 1-2 2-3 BB		3 0	1 0	2 0	0 0	1 1	0 0	1 0
24 Miguel Cabrera, R (1, 3) OBP: 0.433, SLG: 0.562 25 Ryan Raburn, R (8, 7) OBP: 0.276, SLG: 0.399	41 BLK 41 1B 1-2 1B	41 WP 27 WP 3-H 2B		41 FC3-6 1-2 1B		K 1-2		G5-4-3 1-2f 2-3 3-H		5 0	2 0	3 0	1 0	0 0	1 0	3 0
41 Victor Martinez, S (1, 10) OBP: 0.374, SLG: 0.453	13 1B 27 1B 1-H 2-H 1B	27 WP 13 BB 27 SF9 2-3 BB		FC3-6 1-2f 2-3		F9		1B 3-H		4	2	2	3	1	0	3
13 Alex Avila, L (1, 2) OBP: 0.391, SLG: 0.514 18 Omir Santos, R (9, 2) OBP: 0.125, SLG: 0.125	27 1B 32 1B 1-2 1B	27 SF9 27 WP 1-2 BB	K				K	F7		4 0	1 0	1 0	0 0	1 0	2 0	3 0
27 Jhonny Peralta, R (1, 6) OBP: 0.354, SLG: 0.487 28 Will Rhymes, L (9, PH) OBP: 0.309, SLG: 0.225 (9, 4)	32 1B 39 1B 1-3 2-H 1B	SF9 1-3 2-H 3-H	F9				1B	F7		3 1	1 0	2 0	2 0	0 0	0 0	2 0
32 Don Kelly, L (1, 5) OBP: 0.282, SLG: 0.335 (7, 7) (8, 3)	39 1B 1-2 3-H 1B	L3			G4-3		P4		G4-6-3 1B	5	0	2	1	0	0	2
39 Ramon Santiago, S (1, 4) OBP: 0.306, SLG: 0.375 (9, 6)	14 FC6-4 1-2 2-H 1B		G1-3		P2		K		G4-6-3 1-2f	5	0	1	1	0	1	2
Inning Stats	R: 5 E: 0 K: 0 S: 19 H: 6 LOB: 2 BB: 1 P: 30	R: 3 E: 0 K: 0 S: 10 H: 2 LOB: 1 BB: 2 P: 25	R: 0 E: 0 K: 0 S: 6 H: 0 LOB: 0 BB: 0 P: 9	R: 0 E: 0 K: 1 S: 9 H: 2 LOB: 2 BB: 0 P: 16	R: 0 E: 0 K: 1 S: 6 H: 0 LOB: 0 BB: 0 P: 9	R: 0 E: 0 K: 2 S: 14 H: 1 LOB: 1 BB: 0 P: 17	R: 0 E: 0 K: 2 S: 10 H: 1 LOB: 1 BB: 0 P: 16	R: 2 E: 0 K: 0 S: 8 H: 2 LOB: 1 BB: 2 P: 19	R: 0 E: 0 K: 0 S: 6 H: 1 LOB: 0 BB: 0 P: 9	1B: 12 2B: 3 3B: 0 HR: 0 SF: 1 SAC: 0 DP: 2 HBP: 0						

	AB	39
	R	10
	H	15
	RBI	8
	BB	5
	SO	7
	LOB	18

WP: 3 PA: 45
PB: 0
SB: 0
CS: 0

PITCHER		IP	WLS	BF	H	R	ER	SO	BB	IBB	HBP	BLK	WP	HR	S	P	ERA	WHIP
55 Roberto Hernandez, R ERA: 5.18	(1, 1)	1.1	L	13	8	7	7	0	1	0	0	1	0	0	24	41	47.25	6.750
37 Chad Durbin, R ERA: 4.9	(2, 1)	2.2		12	2	1	1	2	2	0	0	0	2	0	20	39	3.38	1.500
50 Nick Hagadone, L ERA: 7.36	(5, 1)	2.0		7	1	0	0	3	0	0	0	0	1	0	20	26	0.00	0.500
45 Josh Judy, R ERA: 3.86	(7, 1)	2.0		10	3	2	2	2	2	0	0	0	0	0	18	35	9.00	2.500
56 Frank Herrmann, R ERA: 5.07	(9, 1)	1.0		3	1	0	0	0	0	0	0	0	0	0	6	9	0.00	1.000

PITCHER	IP	WLS	BF	H	R	ER	SO	BB	IBB	HBP	BLK	WP	HR	S	P	ERA	WHIP

Batter	1	2	3	4	5	6	7	8	9	AB	R	H	RBI	BB	SO	LOB
24 Grady Sizemore, L (1, 8) OBP: 0.295, SLG: 0.452 47 Shelley Duncan, R (8, PH) OBP: 0.312, SLG: 0.432 (9, 7)	C SI 90 B SI 92 X FF 92 1-1 ① G4-3		B FF 89 F SI 92 X CH 83 1-1 ③ L9			C SI 90 X FF 88 0-1 ③ F8		C FF 94 S CH 82 F SL 83 S FF 94 0-3 ③ K		3 0 0 0 0 0 0 1 0 0 0 0 1 0						
1 Kosuke Fukudome, L (1, 9) OBP: 0.359, SLG: 0.391	C SI 92 B SI 93 B SI 90 C SI 91 B CH 84 F SI 92 F FF 91 X FF 94 3-2 ② G3-1			C CH 83 X CU 76 0-1 ① G3-1			C SI 88 B SI 89 X FF 90 1-1 HR		B FF 93 C SI 83 C SL 84 S SL 85 1-3 ① K	4 1 1 1 0 1 0						
13 Asdrúbal Cabrera, S (1, 6) OBP: 0.335, SLG: 0.462	X SI 92 0-0 ③ F7			X SI 90 0-0 ② G4-3			B SI 90 B CH 83 X FF 89 2-0 41 FC4-6 1B		C FF 94 F SL 85 C SI 95 0-3 ② K	4 0 1 0 0 1 0						
41 Carlos Santana, S (1, 3) OBP: 0.347, SLG: 0.437		F SI 89 B SI 91 B CU 75 B SI 89 F SI 92 S SI 91 3-3 ① K		C SI 90 B CU 77 S CH 82 B FF 91 B SL 82 F SI 91 F FF 92 X CH 84 3-2 ③ G3			X SI 90 0-0 ① FC4-6 25 BB 1-2f		B SL 86 B SL 86 C FF 95 B SL 84 C FF 94 B SL 85 4-2 2 1B 25 BB BB	3 0 0 0 1 1 1						
25 Jim Thome, L (1, 10) OBP: 0.342, SLG: 0.450 46 Cord Phelps, S (9, PR) OBP: 0.239, SLG: 0.238		B FF 91 B FF 92 C SI 92 X FF 92 2-1 ② F8			B CH 82 B FF 91 X SI 90 2-0 ① G4-3		S SI 90 B SI 91 D CH 82 C SI 91 B CH 83 B SI 91 4-2 1-2 BB		D SI 94 B SL 84 C SL 84 B SI 94 B FF 94 4-1 2 1B 1-2 BB	2 0 0 0 2 0 0 0 0 0 0 0 0 0						
22 Jason Kipnis, L (1, 4) OBP: 0.346, SLG: 0.592 2 Luis Valbuena, L (8, 4) OBP: 0.176, SLG: 0.152		C CU 77 B SI 92 X FF 91 1-1 1B			S SI 90 F SI 90 B SL 82 X CH 84 1-2 ② G4-3		B SI 95 C SI 95 C SL 80 S SL 83 1-3 ② K		B SI 93 C SI 94 B SL 83 F SI 94 F SI 94 F SL 84 B SL 84 X SL 84 3-2 1-2 2-3 1B	3 0 1 0 0 1 2 1 0 1 0 0 0 0						
8 Lonnie Chisenhall, L (1, 5) OBP: 0.259, SLG: 0.360 16 Jason Donald, R (9, PH) OBP: 0.337, SLG: 0.415		X SI 91 0-0 ③ G4-3			B CU 77 X 1-0 ③ G3		C SL 82 B SL 82 S SL 82 S SL 82 1-3 ③ K		S SI 92 S SI 91 S CU 79 0-3 ③ K	3 0 0 0 0 1 3 1 0 0 0 0 1 3						
12 Ezequiel Carrera, L (1, 7) OBP: 0.309, SLG: 0.297 (9, 8)			C SI 90 C CH 80 X CU 76 0-2 ① G6-3			X SI 88 0-0 ① G4-3		B FF 92 C FF 92 C SL 81 X SL 82 1-2 ① P5		3 0 0 0 0 0 0						
6 Lou Marson, R (1, 2) OBP: 0.302, SLG: 0.298			B FF 91 C SI 90 X SI 91 1-1 ② G4-3			C FF 89 B SI 89 F SI 88 X SL 80 1-2 ② F9		C FF 94 C CH 84 B FF 94 F SI 93 B SL 83 S SL 82 2-3 ② K		3 0 0 0 0 1 0						
Inning Stats	R: 0 E: 0 K: 0 S: 8 H: 0 LOB: 0 BB: 0 P: 12	R: 0 E: 0 K: 1 S: 8 H: 1 LOB: 1 BB: 0 P: 14	R: 0 E: 0 K: 0 S: 7 H: 0 LOB: 0 BB: 0 P: 9	R: 0 E: 0 K: 0 S: 8 H: 0 LOB: 0 BB: 0 P: 11	R: 0 E: 0 K: 0 S: 5 H: 0 LOB: 0 BB: 0 P: 9	R: 0 E: 0 K: 0 S: 6 H: 0 LOB: 0 BB: 0 P: 7	R: 1 E: 0 K: 2 S: 12 H: 2 LOB: 2 BB: 1 P: 21	R: 0 E: 0 K: 2 S: 11 H: 0 LOB: 0 BB: 0 P: 14	R: 0 E: 0 K: 3 S: 17 H: 1 LOB: 3 BB: 2 P: 29	1B: 3 2B: 0 3B: 0 HR: 1 SF: 0 SAC: 0 DP: 0 HBP: 0						

PITCHER		IP	WLS	BF	H	R	ER	SO	BB	IBB	HBP	BLK	WP	HR	S	P	ERA	WHIP
21 Rick Porcello, R ERA: 4.87	(1, 1)	6.1	W	23	3	1	1	1	1	0	0	0	0	1	48	75	1.42	0.632
40 Phil Coke, L ERA: 4.47	(7, 1)	1.2		5	0	0	0	4	0	0	0	0	0	0	17	22	0.00	0.000
62 Al Alburquerque, R ERA: 2.15	(9, 1)	0.2		5	1	0	0	2	2	0	0	0	0	0	14	26	0.00	4.500
55 Daniel Schlereth, L ERA: 3.68	(9, 1)	0.1		1	0	0	0	1	0	0	0	0	0	0	3	3	0.00	0.000

PITCHER	IP	WLS	BF	H	R	ER	SO	BB	IBB	HBP	BLK	WP	HR	S	P	ERA	WHIP

BOTTOM

Detroit Tigers @ Cleveland Indians

Progressive Field, Cleveland, OH

Tue Sep 06 2011, 7:05 PM - 9:52 PM EDT

Att. 27,544 - Cloudy - 66 F

livebaseballscorecards.com

AB	31
R	1
H	4
RBI	1
BB	3
SO	8
LOB	9

Batter	1	2	3	4	5	6	7	8	9	AB	R	H	RBI	BB	SO	LOB
14 Austin Jackson, R (1, 8) OBP: 0.320, SLG: 0.391	F FF 92 C SI 94 S FF 95 0-3 ① K		1 SAFE S FF 91 C SI 93 S SI 92 0-3 ② K		B SI 89 B SI 92 B SI 90 C SI 89 X SI 92 3-1 ① L9		X SI 91 0-0 12 1B 28 E 24 1B 1B	B SL 85 X FF 88 1-0 ① F9	C FF 90 S FF 90 S FF 90 0-3 ③ K	6	1	1	0	0	3	4
28 Will Rhymes, L (1, 4) OBP: 0.318, SLG: 0.243 29 Danny Worth, R (7, 4) OBP: 0.364, SLG: 0.387	B FF 93 B SI 89 C SI 91 B SI 91 B SI 89 4-1 24 FC4 BB		C FF 92 1 SAFE B FF 91 B SI 92 C FF 91 X SI 92 2-2 ③ G5-3		X SI 91 0-0 1-3 2B		B SL 88 F FF 90 S SI 90 X SI 92 1-2 24 1B 12 1B 41 HR 1-2	C SL 85 F SL 84 X SL 86 0-2 1B		3 1	1 0	1 1	0 0	1 0	0 0	2 0
12 Andy Dirks, L (1, 7) OBP: 0.304, SLG: 0.419 25 Ryan Raburn, R (8, PH) OBP: 0.275, SLG: 0.398 (8, 7)	C SI 91 C SI 92 S SL 81 0-3 ② K			B SI 89 B SI 91 X SI 90 2-0 ① G4-3	B SL 78 S FF 93 F SI 94 B SL 84 S FF 92 2-3 ② K		B SI 90 2 SAFE L FF 88 X SI 90 1-1 24 1B 41 HR 1-2 2-3 1B	X SL 85 0-0 ② F9		4 1	1 0	1 0	0 0	0 0	2 0	3 1
24 Miguel Cabrera, R (1, 3) OBP: 0.434, SLG: 0.562	B SI 91 S SI 93 B SL 82 X SI 90 2-1 ③ FC4 1-2f			B SL 80 B SI 94 F FF 92 X SI 92 2-1 41 2B 13 SF9 1B	B SL 80 B SI 94 C FF 94 B SI 92 B FF 93 4-1 BB		C SI 90 X SI 89 0-1 41 HR 1-2 2-3 3-H 1B	S FF 92 S FF 92 B FF 92 X SI 92 1-2 ③ F9		4	2	2	1	1	0	2
41 Victor Martinez, S (1, 10) OBP: 0.374, SLG: 0.461		C SI 92 B SI 92 C SL 80 S SL 82 1-3 ① K		B SL 80 B SI 90 X FF 90 2-0 13 SF9 20 2B 1-3 2B	C SI 92 X SL 82 0-1 ③ L4		X FF 89 0-0 1-H 2-H 3-H HR		C SL 78 X SL 80 0-1 ① G4-3	5	2	2	4	0	1	3
13 Alex Avila, L (1, 2) OBP: 0.391, SLG: 0.516		B SI 90 B FF 94 B FF 91 C FF 90 X FF 91 3-1 ② G4-3		C FF 91 B SL 81 B SL 82 F SI 93 X SL 82 2-2 ② SF9 2-3 3-H	X SI 94 0-0 1B		C SL 80 B SL 81 S FF 91 B SL 82 X SL 81 2-2 ① F7		B FF 92 F FF 91 B SL 78 B FF 92 C FF 91 F SL 80 X SL 79 3-2 32 3B 2B	4	1	2	1	0	0	0
20 Wilson Betemit, S (1, 5) OBP: 0.342, SLG: 0.421 15 Brandon Inge, R (7, 5) OBP: 0.252, SLG: 0.263		C FF 93 B FF 94 B SI 92 F SI 92 B SI 91 X SI 93 3-2 ③ G3		X FF 91 0-0 3-H 2B	B SL 77 S SL 78 C FF 92 B SL 79 C SI 93 2-3 ① K		B FF 90 B CH 80 C FF 90 S FF 90 B FF 90 F FF 90 B FF 91 4-2 BB		B FF 90 B FF 90 S FF 91 X FF 90 2-1 ② P6	3 1	0 0	1 0	1 0	1 0	1 0	1 1
32 Don Kelly, L (1, 9) OBP: 0.280, SLG: 0.341			B SI 88 F FF 90 F SI 92 F SL 82 F SL 82 F FF 94 B SI 95 B SI 94 F FF 92 3-2 X SI 94 ① G3-1	F FF 94 B FF 94 F SI 91 X SI 93 1-2 ③ F7		C SL 76 F SI 89 F SL 84 B FF 90 F SL 81 X FF 91 1-2 ② F9	S FF 91 S FF 90 S FF 90 0-3 ② K	C SL 79 B FF 90 B SL 78 X FF 90 2-1 2-H 3B	5	0	1	1	0	1	3
39 Ramon Santiago, S (1, 6) OBP: 0.312, SLG: 0.374			C FF 90 B SI 90 B SI 92 B FF 91 B FF 88 4-1 BB		B SI 88 X SI 89 1-0 28 2B 1B	X FF 90 0-0 ③ G4-3	C SL 80 B FF 90 B FF 90 F FF 90 X SL 81 2-2 ③ P2		B SL 79 B FF 90 B FF 90 C FF 90 B SI 90 4-1 BB	3	0	1	0	2	0	2
Inning Stats	R: 0 E: 0 K: 2 S: 9 H: 0 LOB: 1 BB: 1 P: 15	R: 0 E: 0 K: 1 S: 8 H: 0 LOB: 0 BB: 0 P: 15	R: 0 E: 0 K: 1 S: 14 H: 0 LOB: 1 BB: 1 P: 23	R: 2 E: 0 K: 0 S: 11 H: 3 LOB: 1 BB: 0 P: 20	R: 0 E: 0 K: 1 S: 10 H: 2 LOB: 3 BB: 1 P: 20	R: 0 E: 0 K: 1 S: 10 H: 1 LOB: 1 BB: 0 P: 13	R: 5 E: 1 K: 1 S: 21 H: 4 LOB: 1 BB: 1 P: 31	R: 0 E: 0 K: 0 S: 8 H: 1 LOB: 1 BB: 0 P: 10	R: 1 E: 0 K: 1 S: 14 H: 2 LOB: 2 BB: 1 P: 25	1B: 7 2B: 4 3B: 1 HR: 1 SF: 1 SAC: 0 DP: 0 HBP: 0						

TOP

Detroit Tigers @ Cleveland Indians

Progressive Field, Cleveland, OH

Wed Sep 07 2011, 12:06 PM - 3:14 PM EDT

Att. 16,783 - Drizzle - 64 F

livebaseballscorecards.com

AB	40
R	8
H	13
RBI	8
BB	5
SO	8
LOB	22

PITCHER		IP	WLS	BF	H	R	ER	SO	BB	IBB	HBP	BLK	WP	HR	S	P	ERA	WHIP
63 Justin Masterson, R ERA: 3.01	(1, 1)	6.0	L	30	8	5	5	6	3	0	0	0	0	0	68	114	7.50	1.833
38 Joe Smith, R ERA: 1.87	(7, 1)	0.0		1	1	0	0	0	0	0	0	0	0	0	2	2	∞	∞
49 Tony Sipp, L ERA: 2.62	(7, 1)	1.0	B	5	1	2	1	1	1	0	0	0	0	1	13	21	9.00	2.000
53 Rafael Perez, L ERA: 2.79	(8, 1)	0.2		3	1	0	0	0	0	0	0	0	0	0	5	6	0.00	1.500
52 Vinnie Pestano, R ERA: 2.43	(8, 1)	1.1		7	2	1	1	1	1	0	0	0	0	0	17	29	6.75	2.250

PITCHER	IP	WLS	BF	H	R	ER	SO	BB	IBB	HBP	BLK	WP	HR	S	P	ERA	WHIP

BOTTOM

Detroit Tigers @ Cleveland Indians

Progressive Field, Cleveland, OH

Wed Sep 07 2011, 12:06 PM - 3:14 PM EDT

Att. 16,783 - Drizzle - 64 F

livebaseballscorecards.com

Batter	1	2	3	4	5	6	7	8	9	AB	R	H	RBI	BB	SO	LOB
12 Ezequiel Carrera, L (1, 8) OBP: 0.301, SLG: 0.289	B CH 89 B FF 91 C FF 91 C FF 92 S FF 93 2-3 ① K		B CH 83 B CH 85 S FF 91 B FF 92 C FF 90 C FF 92 3-3 ② K		B FF 90 B FF 92 C FF 90 B FF 91 X FF 91 3-1 ③ G6-3		C SL 80 C SL 82 X SL 82 0-2 ③ G6-3			4	0	0	0	0	2	0
1 Kosuke Fukudome, L (1, 9) OBP: 0.356, SLG: 0.387	B FF 91 C CH 84 X CH 84 1-1 ② F7		F CH 89 X CH 84 0-1 ③ F8			C FF 91 B CU 77 C FF 94 B CU 80 F CU 80 F CU 79 F FF 94 F FF 95 B FF 96 3-2 ① G6-3 F FF 93 X FF 93		B SI 94 S FF 94 C FF 94 X FF 95 1-2 ① G4-3		4	0	0	0	0	0	0
13 Asdrúbal Cabrera, S (1, 6) OBP: 0.333, SLG: 0.459	B FF 92 B CH 85 B CH 85 C FF 91 F FF 92 S CH 86 3-3 ③ K			C FF 90 C CU 75 B FF 92 F FF 93 F FF 93 S CU 78 1-3 ① K		F CH 85 F CU 77 B FF 94 X FF 95 1-2 ② P5		B FF 94 C CH 82 F FF 95 B CH 85 B CH 84 S FF 95 3-3 ② K		4	0	0	0	0	3	0
41 Carlos Santana, S (1, 2) OBP: 0.348, SLG: 0.435		B FF 91 B FF 93 B FF 93 B FF 92 4-0 47 WP 47 HR BB		C CH 85 B CU 76 B CU 76 S CH 85 S CU 80 2-3 ② K		S FF 94 B CU 77 B FF 94 C CH 87 B CU 80 F CH 86 B FF 96 4-2 25 S BB		F FF 94 C CH 85 B CH 85 S FF 95 1-3 ③ K		2	1	0	0	2	2	0
25 Jim Thome, L (1, 10) OBP: 0.340, SLG: 0.451		1 SAFE B FF 94 B FF 94 C CH 85 F FF 94 X FF 94 2-2 ① L8		B FF 95 X FF 96 1-0 47 HR 2B		C FF 96 B CU 80 C CU 79 1 SAFE B CU 80 C FF 98 2-3 ③ K 1-2			C FF 90 F FS 84 X FS 85 0-2 ① G6-3	4	1	1	0	0	1	2
47 Shelley Duncan, R (1, 3) OBP: 0.322, SLG: 0.478		1 SAFE C FF 90 B CU 79 C CU 78 F FF 94 D CU 81 F CU 78 X FF 95 2-2 1-H HR		C FF 96 S FF 96 X FF 97 0-2 2-H HR			C FF 93 B SL 84 X SL 83 1-1 8 HR 1B		C FF 94 S FF 93 B FF 94 S FS 86 1-3 ② K	4	3	3	4	0	1	0
8 Lonnie Chisenhall, L (1, 5) OBP: 0.258, SLG: 0.378		B CH 89 F FF 91 B FF 92 F CH 85 X CU 78 2-2 ② P6		B FF 94 B FF 94 F FF 94 S CH 86 F CU 79 F CH 87 X FF 95 2-2 ③ F9			B FF 93 C FF 94 X SL 80 1-1 1-H HR		C FF 92 X FS 86 0-1 ③ G3	4	1	1	2	0	0	0
16 Jason Donald, R (1, 4) OBP: 0.337, SLG: 0.412		B CH 89 F FF 92 F CU 81 F SL 83 X FF 94 1-2 ③ G1-3			B FF 90 C CU 82 F FF 90 F CU 78 S CH 86 1-3 ① K		B SI 94 X CH 82 1-0 4 G3-6-3 1B			3	0	1	0	0	1	0
4 Trevor Crowe, S (1, 7)			C CH 89 F CH 90 F CU 77 S CU 76 0-3 ① K		X CH 84 0-0 ② G1-3		B SI 94 C SI 93 X SI 93 1-1 ①② G3-6-3 1-2f			3	0	0	0	0	1	1
Inning Stats	R: 0 E: 0 K: 2 S: 8 H: 0 LOB: 0 BB: 0 P: 14	R: 2 E: 0 K: 0 S: 15 H: 1 LOB: 0 BB: 1 P: 26	R: 0 E: 0 K: 2 S: 9 H: 0 LOB: 0 BB: 0 P: 12	R: 2 E: 0 K: 2 S: 17 H: 2 LOB: 0 BB: 0 P: 23	R: 0 E: 0 K: 1 S: 7 H: 0 LOB: 0 BB: 0 P: 11	R: 0 E: 0 K: 1 S: 17 H: 0 LOB: 1 BB: 1 P: 27	R: 2 E: 0 K: 0 S: 10 H: 3 LOB: 0 BB: 0 P: 14	R: 0 E: 0 K: 2 S: 9 H: 0 LOB: 0 BB: 0 P: 14	R: 0 E: 0 K: 1 S: 8 H: 0 LOB: 0 BB: 0 P: 9	1B: 2 2B: 1 3B: 0 HR: 3 SF: 0 SAC: 0 DP: 1 HBP: 0						

	AB	32
	R	6
	H	6
	RBI	6
	BB	2
	SO	11
	LOB	3

PITCHER		IP	WLS	BF	H	R	ER	SO	BB	IBB	HBP	BLK	WP	HR	S	P	ERA	WHIP
35 Justin Verlander, R ERA: 2.44	(1, 1)	6.0	W	23	3	4	4	8	2	0	0	0	1	2	73	113	6.00	0.833
45 Ryan Perry, R ERA: 5.64	(7, 1)	0.0		1	1	1	1	0	0	0	0	0	0	0	2	3	∞	∞
40 Phil Coke, L ERA: 4.51	(7, 1)	1.0	H	4	2	1	1	0	0	0	0	0	0	1	8	11	9.00	2.000
53 Joaquín Benoit, R ERA: 3.29	(8, 1)	1.0	H	3	0	0	0	2	0	0	0	0	0	0	9	14	0.00	0.000
46 Jose Valverde, R ERA: 2.49	(9, 1)	1.0	S	3	0	0	0	1	0	0	0	0	0	0	8	9	0.00	0.000

PITCHER	IP	WLS	BF	H	R	ER	SO	BB	IBB	HBP	BLK	WP	HR	S	P	ERA	WHIP

WP: 1 PA: 34
PB: 0
SB: 1
CS: 0

Cleveland Indians @ Chicago White Sox

U.S. Cellular Field, Chicago, IL

Thu Sep 08 2011, 8:10 PM - 11:28 PM EDT

Att. 22,063 - Cloudy - 64 F

livebaseballscorecards.com

TOP

Batter	1	2	3	4	5	6	7	8	9	AB	R	H	RBI	BB	SO	LOB
24 Grady Sizemore, L (1, 8) OBP: 0.291, SLG: 0.444	C FF 92 X FF 93 0-1 ① P2		B SI 89 1 SAFE S SI 91 1 SAFE S FC 85 B FF 90 1 SAFE B FC 86 1 SAFE 3-2 ① 1 SAFE X FF 92 F8			C CU 79 B FF 90 S FF 91 B SI 90 F FC 85 B FF 92 F FF 92 S FF 92 3-3 ① K		F SI 98 B FF 97 B FF 96 F FF 96 F FF 97 C SL 84 2-3 ② K		4	0	0	0	0	2	1
1 Kosuke Fukudome, L (1, 9) OBP: 0.355, SLG: 0.386	S FF 94 X CH 87 0-1 ② P6		1 SAFE B FC 84 C FF 90 B CU 78 X FC 86 2-1 ②③ G4-6-3 1-2f			C CU 79 B CU 80 C CU 80 B CU 81 B FF 92 F FC 85 X FF 92 3-2 1B		B FF 95 S FF 97 F SL 84 F SL 83 F FF 97 B SL 82 F FF 97 B SL 85 X FF 97 3-2 ③ G3-1		4	0	1	0	0	0	1
13 Asdrúbal Cabrera, S (1, 6) OBP: 0.336, SLG: 0.462	B FF 92 F FF 93 B FF 92 B FC 86 X SI 94 3-1 25 S 25 1B 1B			B FC 86 B FC 86 C FF 92 B CU 79 C SI 93 B FF 94 4-2 25 1B BB		D FC 84 B FF 89 S FC 85 1 SAFE D SI 88 F FC 85 X FF 91 3-2 ② F7			F SI 90 B SI 89 X SL 84 1-1 2B	3	1	2	0	1	0	1
25 Jim Thome, L (1, 10) OBP: 0.343, SLG: 0.452	F FC 87 B FF 91 B FC 86 C FF 92 B FC 89 X CU 81 3-2 1-H 1B			B FC 86 1 SAFE X FC 86 1-0 ① 1-2 1B		C FF 89 B SI 90 1 SAFE B SI 91 X FF 91 2-1 ③ G4-3			B SI 92 F SI 92 F SI 92 S CU 79 1-3 ① K	4	0	2	1	0	1	2
41 Carlos Santana, S (1, 2) OBP: 0.346, SLG: 0.432	D FC 86 B FF 92 S FC 85 B SI 92 F FC 86 X FC 87 3-2 ③ G3			F FF 92 B SI 94 B FC 87 B FF 93 C FC 87 S FC 87 3-3 ② K			B SL 86 B SL 85 S FF 94 F SL 86 S FF 95 2-3 ① K		S SL 84 B CU 79 F SL 84 B CU 79 S SL 83 2-3 ② K	4	0	0	0	0	3	3
22 Jason Kipnis, L (1, 4) OBP: 0.346, SLG: 0.581 2 Luis Valbuena, L (8, 4) OBP: 0.171, SLG: 0.147		C FF 91 B FC 86 X SI 91 1-1 ① G3		B FF 92 F FC 86 B FF 91 S FF 93 C FC 87 2-3 ③ K			C SL 87 B CU 74 B FF 95 S CH 83 X SL 87 2-2 1B		B SL 82 F SI 92 X CU 80 1-1 ③ F8	3 1	0 0	1 0	0 0	0 0	1 0	1 1
47 Shelley Duncan, R (1, 3) OBP: 0.316, SLG: 0.469		C CU 81 B SI 92 B FC 86 B FC 87 X FF 93 3-1 ② F9			S FC 85 C CU 79 F CU 80 B FF 90 B FC 85 S FC 86 2-3 ① K		B FF 95 1 SAFE S SL 86 X SL 86 1-1 ② F8			3	0	0	0	0	1	1
8 Lonnie Chisenhall, L (1, 5) OBP: 0.260, SLG: 0.377		C FF 92 S FC 85 B FF 92 B CU 80 B FF 92 F FC 86 X FC 86 3-2 ③ F8			B FC 85 B FF 92 C FC 87 F CU 81 X FF 92 2-2 4 L3 1B		C SI 95 F SL 83 1 SAFE 1 SAFE F FF 96 S SL 82 0-3 ③ K			3	0	1	0	0	1	1
4 Trevor Crowe, S (1, 7)			C FF 90 F FC 87 B FF 91 B FF 92 F SI 92 F FC 87 F FF 93 F FF 94 F FC 85 4-2 F CU 80 B FF 93 B FC 87 1 G4-6-3 BB		1 SAFE C SI 89 1 SAFE P PO 86 X FC 84 1-1 ②③ L3 1-1			B FF 95 C FF 96 B FF 96 F FF 97 B FF 97 F FF 97 F FF 97 S FF 98 3-3 ① K		2	0	0	0	1	1	1

Inning Stats	1	2	3	4	5	6	7	8	9
	R: 1 E: 0 K: 0 S: 12	R: 0 E: 0 K: 0 S: 8	R: 0 E: 0 K: 0 S: 13	R: 0 E: 0 K: 2 S: 9	R: 0 E: 0 K: 1 S: 10	R: 0 E: 0 K: 1 S: 14	R: 0 E: 0 K: 2 S: 12	R: 0 E: 0 K: 2 S: 15	R: 0 E: 0 K: 2 S: 10
	H: 2 LOB: 1 BB: 0 P: 21	H: 0 LOB: 0 BB: 0 P: 15	H: 0 LOB: 0 BB: 1 P: 22	H: 1 LOB: 1 BB: 1 P: 19	H: 1 LOB: 0 BB: 0 P: 14	H: 1 LOB: 1 BB: 0 P: 25	H: 1 LOB: 1 BB: 0 P: 17	H: 0 LOB: 0 BB: 0 P: 23	H: 1 LOB: 1 BB: 0 P: 15

| | | |

BOTTOM

Cleveland Indians @ Chicago White Sox

U.S. Cellular Field, Chicago, IL

Thu Sep 08 2011, 8:10 PM - 11:28 PM EDT

Att. 22,063 - Cloudy - 64 F

livebaseballscorecards.com

Batter	1	2	3	4	5	6	7	8	9	AB	R	H	RBI	BB	SO	LOB
1 Juan Pierre, L (1, 7) OBP: 0.336, SLG: 0.335	B SI 90 F FF 90 F FF 90 X SI 89 1-2 L5 ①		L FF 92 B FC 90 X SI 91 1-1 1B		C FF 91 1 SAFE D SL 81 B FF 90 1 SAFE C FF 92 1 SAFE 1 SAFE B 3-2 X FF 91 F8 ③		1 SAFE F SI 94 F SI 93 B CH 86 F FF 94 X SI 94 1-2 18 HBP 14 HR 1-3 1B			4	1	2	0	0	0	1
18 Brent Lillibridge, R (1, 3) OBP: 0.340, SLG: 0.505 30 Alejandro De Aza, L (8, 9) OBP: 0.340, SLG: 0.541	B CH 79 X FF 90 1-0 P4 ②		C CH 80 F SI 90 S FF 91 0-3 K ③			C CU 74 S CH 80 B FF 88 S CH 79 1-3 K ① B SL 81 F SL 82 S FF 91 H FF 91 2-2 14 HR 1-2 HBP				3 0	1 0	0 0	0 0	0 0	2 0	1 0
14 Paul Konerko, R (1, 10) OBP: 0.400, SLG: 0.541	F FF 91 B FF 92 C FF 92 F SI 90 B CU 78 X SI 93 2-2 F9 ③			B CU 75 B CH 81 F SI 91 F FF 91 B CU 77 S CH 81 3-3 K ①		B CU 76 B FF 90 B CH 81 C FF 91 X CH 81 3-1 L5 ② C SL 83 X SL 81 0-1 1-H 2-H 3-H HR				4	1	1	4	0	1	0
24 Dayan Viciedo, R (1, 9) OBP: 0.413, SLG: 0.452 (8, 3)		C SL 79 F FF 91 B FF 91 F FF 90 X SI 92 1-2 10 G5-4-3 1B		C CH 82 X CU 77 0-1 G6-3 ②		B CH 80 F FF 90 B CH 80 F FF 91 B FF 90 X CH 80 3-2 F8 ③	X FF 91 0-0 G5-3 ②			4	0	1	0	0	0	0
10 Alexei Ramirez, R (1, 6) OBP: 0.326, SLG: 0.404		F FF 91 S CH 81 F FF 92 X CH 81 0-2 G5-4-3 ①② 1-2f	C SI 90 B FF 91 B FF 91 B CH 82 B FF 92 4-1 BB			B CU 74 B CU 79 B SI 89 C FF 88 B FF 90 4-1 51 22 HR 1B BB F FF 91 X FF 91 1-0 G5-3 ③				2	1	0	0	2	0	1
51 Alex Rios, R (1, 8) OBP: 0.257, SLG: 0.327		B FF 91 X CH 81 1-0 F8 ③	B FF 90 B CH 80 X FF 90 2-0 P4 ③				B CH 80 X CH 79 1-0 22 HR 1-2 1B	C FF 91 B SL 84 B FF 92 F FF 92 X SL 81 2-2 F9 ①		4	1	1	0	0	0	1
17 Tyler Flowers, R (1, 2) OBP: 0.319, SLG: 0.410			B CH 80 B FF 90 C FF 90 F FF 91 B SI 92 C SI 91 3-3 K ①		F FF 89 X CH 79 0-1 G4-3 ①	L CU 78 B CH 79 L FF 90 D SL 81 S SL 81 2-3 K ① F FF 92 B FF 92 C SL 81 H FF 91 2-2 HBP				3	0	0	0	0	2	2
22 Brent Morel, R (1, 5) OBP: 0.283, SLG: 0.348			X FF 90 0-0 HR		C CH 80 B CU 76 X SI 92 1-1 F9 ②	X SI 95 0-0 1-H 2-H HR B SL 83 C SL 80 S FF 91 S SL 81 1-3 K ②				4	2	2	4	0	1	1
15 Gordon Beckham, R (1, 4) OBP: 0.290, SLG: 0.323			C SI 91 B CH 80 F SI 92 F CU 77 F CH 82 B FF 92 F FF 92 B FF 92 X SI 92 3-2 G6-3 ②		C FF 91 B CU 77 X CH 81 1-1 1B	B SI 94 F FF 95 B SL 86 B FF 94 B SI 92 4-1 1 1B 14 HR BB B FF 90 C FF 89 S FF 90 S FF 92 1-3 K ③				3	1	1	0	1	1	1
Inning Stats	R: 0 E: 0 K: 0 S: 8 H: 0 LOB: 0 BB: 0 P: 12	R: 0 E: 0 K: 0 S: 9 H: 1 LOB: 0 BB: 0 P: 11	R: 1 E: 0 K: 2 S: 15 H: 2 LOB: 1 BB: 0 P: 22	R: 0 E: 0 K: 1 S: 7 H: 0 LOB: 1 BB: 1 P: 16	R: 0 E: 0 K: 0 S: 9 H: 1 LOB: 1 BB: 0 P: 14	R: 0 E: 0 K: 1 S: 8 H: 0 LOB: 0 BB: 0 P: 15	R: 7 E: 0 K: 1 S: 17 H: 4 LOB: 0 BB: 2 P: 32	R: 0 E: 0 K: 2 S: 11 H: 0 LOB: 1 BB: 0 P: 17		1B: 5 2B: 0 3B: 0 HR: 3 SF: 0 SAC: 0 DP: 1 HBP: 2					WP: 0 PB: 0 SB: 0 CS: 0 PA: 36	

	AB	31
	R	8
	H	8
	RBI	8
	BB	3
	SO	7
	LOB	8

PITCHER		IP	WLS	BF	H	R	ER	SO	BB	IBB	HBP	BLK	WP	HR	S	P	ERA	WHIP
31 David Huff, L ERA: 3.05	(1, 1)	6.1	L	25	5	3	3	5	2	0	0	0	0	1	61	102	4.26	1.105
56 Frank Herrmann, R ERA: 5.62	(7, 1)	0.0		3	2	1	1	0	1	0	0	0	0	1	6	11	∞	∞
45 Josh Judy, R ERA: 5.19	(7, 1)	1.2		8	1	4	4	2	0	0	2	0	0	1	17	26	21.60	0.600

PITCHER	IP	WLS	BF	H	R	ER	SO	BB	IBB	HBP	BLK	WP	HR	S	P	ERA	WHIP

Cleveland Indians @ Chicago White Sox

U.S. Cellular Field, Chicago, IL

Fri Sep 09 2011, 8:11 PM - 11:09 PM EDT

Att. 26,711 - Overcast - 64 F

livebaseballscorecards.com

Batter	1	2	3	4	5	6	7	8	9	AB	R	H	RBI	BB	SO	LOB
1 Kosuke Fukudome, L (1, 9) OBP: 0.355, SLG: 0.386	F8		1B		F9	1B		K		5	0	2	2	0	1	1
16 Jason Donald, R (1, 4) OBP: 0.330, SLG: 0.400	1B		P3		F8	G5-3		K		5	0	1	0	0	1	3
13 Asdrúbal Cabrera, S (1, 6) OBP: 0.333, SLG: 0.458	K		L6			F8	K		G4-3	5	0	0	0	0	2	2
41 Carlos Santana, S (1, 3) OBP: 0.346, SLG: 0.429	F8		G6-3			BB	K		BB	3	1	0	0	2	1	2
47 Shelley Duncan, R (1, 10) OBP: 0.319, SLG: 0.473		1B		F8		P6	2B		G6-4-3	5	1	2	0	0	0	2
8 Lonnie Chisenhall, L (1, 5) OBP: 0.266, SLG: 0.420		HR		G5-3		HR	K			4	2	2	4	0	1	1
6 Lou Marson, R (1, 2) OBP: 0.306, SLG: 0.303		G4-3		1B		1B		K		4	1	2	0	0	1	0
4 Trevor Crowe, S (1, 7)		K		K						2	2	0	0	2	2	1
12 Ezequiel Carrera, L (1, 8) OBP: 0.306, SLG: 0.301		K			F8	1B		2B		4	1	2	2	0	1	0
Inning Stats	R: 0 E: 0 K: 1 S: 13 H: 1 LOB: 1 BB: 0 P: 20	R: 2 E: 0 K: 2 S: 11 H: 2 LOB: 0 BB: 0 P: 16	R: 0 E: 0 K: 0 S: 7 H: 1 LOB: 1 BB: 0 P: 9	R: 0 E: 0 K: 1 S: 10 H: 1 LOB: 1 BB: 0 P: 16	R: 0 E: 0 K: 0 S: 6 H: 0 LOB: 0 BB: 0 P: 12	R: 5 E: 0 K: 0 S: 26 H: 4 LOB: 1 BB: 2 P: 43	R: 0 E: 0 K: 3 S: 13 H: 1 LOB: 1 BB: 0 P: 17	R: 1 E: 0 K: 3 S: 18 H: 1 LOB: 1 BB: 1 P: 33	R: 0 E: 0 K: 0 S: 4 H: 0 LOB: 0 BB: 1 P: 8	1B: 7 2B: 2 3B: 0 HR: 2	SF: 0 SAC: 0 DP: 1 HBP: 0						

	AB	37
	R	8
	H	11
	RBI	8
	BB	4
	SO	10
	LOB	12

WP: 0 PB: 0 SB: 2 CS: 0 PA: 41

PITCHER		IP	WLS	BF	H	R	ER	SO	BB	IBB	HBP	BLK	WP	HR	S	P	ERA	WHIP
56 Mark Buehrle, L ERA: 3.58	(1, 1)	5.2	L	27	8	7	7	4	2	0	0	0	0	2	68	107	11.12	1.765
77 Will Ohman, L ERA: 4.24	(6, 1)	0.1		2	1	0	0	0	0	0	0	0	0	0	5	9	0.00	3.000
43 Addison Reed, R ERA: 3.38	(7, 1)	1.0		4	1	0	0	3	0	0	0	0	0	0	13	17	0.00	1.000
66 Shane Lindsay, R ERA: 24.0	(8, 1)	1.0		5	1	1	1	3	1	0	0	0	0	0	18	33	9.00	2.000
52 Josh Kinney, R ERA: 1.54	(9, 1)	1.0		3	0	0	0	0	1	0	0	0	0	0	4	8	0.00	1.000

PITCHER	IP	WLS	BF	H	R	ER	SO	BB	IBB	HBP	BLK	WP	HR	S	P	ERA	WHIP

BOTTOM

Cleveland Indians @ Chicago White Sox

U.S. Cellular Field, Chicago, IL

Fri Sep 09 2011, 8:11 PM - 11:09 PM EDT

Att. 26,711 - Overcast - 64 F

livebaseballscorecards.com

Batter	1	2	3	4	5	6	7	8	9	AB	R	H	RBI	BB	SO	LOB
1 Juan Pierre, L (1, 7) OBP: 0.336, SLG: 0.336	C FF 90 X SI 91 0-1 G4-3		B SI 89 L SI 90 F SI 90 B CH 81 F SL 86 X SI 91 2-2 10 F9 14 SF9 1-H 2B		B CH 82 X SI 91 1-0 L8			B SL 83 B SI 92 B FF 91 C SI 91 X FF 91 3-1 F9 2-3		4	1	1	1	0	0	1
10 Alexei Ramirez, R (1, 6) OBP: 0.326, SLG: 0.403	C SI 91 B SL 85 X SI 91 1-1 12 CS 1B		C SL 86 X SL 87 0-1 F9 2-3			C SI 86 B SL 88 X SI 91 1-1 G1-4-3		C SI 92 X FF 92 0-1 G4-3 3-H		4	0	1	1	0	0	1
14 Paul Konerko, R (1, 3) OBP: 0.398, SLG: 0.538	C SI 90 B CH 83 C CH 82 S SL 84 1-3 K		C SI 91 B SI 91 F SL 88 X SI 93 1-2 SF9 3-H			F SI 92 B SI 91 B CH 82 F SI 91 B SI 91 F SI 92 X SI 91 3-2 G4-3		C SL 83 X SI 92 0-1 G6-3		3	0	0	1	0	1	1
12 A.J. Pierzynski, L (1, 10) OBP: 0.325, SLG: 0.402	B SI 90 B CH 81 2-0 CS 1-2	X SL 83 0-0 G3	B SI 92 X SI 91 1-0 F8			B SI 92 F SI 91 B SI 91 X SI 92 2-1 2B			B FF 95 B FF 93 C FF 95 B FF 95 F FF 94 F FF 97 X FF 97 3-2 F7	4	0	1	0	0	0	0
24 Dayan Viciedo, R (1, 9) OBP: 0.420, SLG: 0.444		C SI 91 B SL 87 T SI 91 B SI 93 X SI 92 2-2 17 G1-3 30 E 1B		S SL 86 F SL 86 B SL 88 B SI 92 S SL 87 2-3 K		B SL 87 C SI 91 B SI 92 S SL 84 X SL 88 2-2 G1-3			B SL 85 B FF 96 B FF 96 C FF 94 C FF 96 B FF 96 4-2 22 BB 17 HBP 15 PB BB	3	1	1	0	1	1	1
30 Alejandro De Aza, L (1, 8) OBP: 0.336, SLG: 0.529		F FF 91 F SI 91 F SL 86 B SI 92 F CH 84 F SI 92 F SI 92 X FF 92 1-2 E5 17 G1-3 1-2		L CH 83 B CH 82 B SI 91 X SI 91 2-1 17 CS 1B			C SI 91 X SL 83 0-1 G3		B FF 95 B SL 83 C FF 94 S FF 95 X FF 94 2-2 P5	4	0	1	0	0	0	2
17 Tyler Flowers, R (1, 2) OBP: 0.316, SLG: 0.395		X SI 90 0-0 G1-3 1-2 2-3		C SI 90 D SL 86 C SL 83 B SL 86 X CH 82 2-2 G5-3 1-2			C FF 92 S FF 93 B FF 93 S SL 84 1-3 K		C FF 94 H SL 85 1-1 15 PB 22 BB 1-2 HBP	3	0	0	0	0	1	3
22 Brent Morel, R (1, 5) OBP: 0.283, SLG: 0.346		C SL 87 F SI 92 B SL 88 S SL 86 1-3 K			C SL 85 C SI 92 B SL 86 B SL 86 X SI 92 2-2 G3		C SL 84 X SI 93 0-1 L4		C FF 95 S FF 96 B FF 96 B FF 96 F FF 95 B SL 84 B FF 95 4-2 15 PB 1-2 2-3 BB	3	0	0	0	1	1	2
15 Gordon Beckham, R (1, 4) OBP: 0.291, SLG: 0.327			B SI 90 X SI 91 1-0 1 WP 1 2B 1B		B SL 84 F SI 90 B SI 92 B CH 83 X SI 91 3-1 G6-3			B SL 81 B FF 91 C SI 89 X SI 91 2-1 1 F9 10 G4-3 2B	C FF 94 F FF 95 F FF 95 F SL 84 B FF 96 F FF 94 B FF 96 F FF 95 F FF 95 2-3 F FF 96 F FF 96 C SL 84 1-2 2-3 3-H K	4	2	2	0	0	1	2

	AB	32
	R	4
	H	7
	RBI	3
	BB	2
	SO	5
	LOB	13

Inning Stats	1	2	3	4	5	6	7	8	9
	R: 0 E: 0 K: 1 S: 7 H: 1 LOB: 0 BB: 0 P: 11	R: 0 E: 1 K: 1 S: 15 H: 1 LOB: 2 BB: 0 P: 19	R: 2 E: 0 K: 0 S: 11 H: 2 LOB: 0 BB: 0 P: 16	R: 0 E: 0 K: 1 S: 8 H: 1 LOB: 0 BB: 0 P: 14	R: 0 E: 0 K: 0 S: 6 H: 0 LOB: 0 BB: 0 P: 12	R: 0 E: 0 K: 0 S: 11 H: 1 LOB: 1 BB: 0 P: 19	R: 0 E: 0 K: 1 S: 7 H: 0 LOB: 0 BB: 0 P: 8	R: 1 E: 0 K: 0 S: 8 H: 1 LOB: 0 BB: 0 P: 13	R: 1 E: 0 K: 1 S: 23 H: 0 LOB: 2 BB: 2 P: 39

	1B: 4	SF: 1	WP: 1	PA: 37
	2B: 3	SAC: 0	PB: 1	
	3B: 0	DP: 0	SB: 0	
	HR: 0	HBP: 1	CS: 2	

PITCHER		IP	WLS	BF	H	R	ER	SO	BB	IBB	HBP	BLK	WP	HR	S	P	ERA	WHIP
58 Jeanmar Gómez, R ERA: 3.95	(1, 1)	6.0	W	23	6	2	2	3	0	0	0	0	1	0	58	91	3.00	1.000
38 Joe Smith, R ERA: 1.96	(7, 1)	2.0		7	1	1	1	1	0	0	0	0	0	0	15	21	4.50	0.500
50 Nick Hagadone, L ERA: 5.79	(9, 1)	1.0		6	0	1	0	1	2	0	1	0	0	0	23	39	0.00	2.000

PITCHER	IP	WLS	BF	H	R	ER	SO	BB	IBB	HBP	BLK	WP	HR	S	P	ERA	WHIP

Batter	1	2	3	4	5	6	7	8	9	10	AB	R	H	RBI	BB	SO	LOB
1 Kosuke Fukudome, L (1, 9) OBP: 0.352, SLG: 0.382	S FF 92 C SI 93 F SI 92 S FF 88 0-3 K		C FF 92 F SL 85 B CH 86 B SL 87 D SL 86 F FF 93 S SI 92 3-3 K 1-2		X CH 85 0-0 F7-2 3-H			X SL 81 0-0 P6		F FF 96 B FF 96 B FF 97 X FF 97 2-1 F7	5	0	0	0	0	2	2
22 Jason Kipnis, L (1, 4) OBP: 0.341, SLG: 0.564	C SI 93 X SI 92 0-1 1B			C FF 91 S SL 86 X SL 82 0-2 G4-3		B FF 92 C SI 91 S SL 86 S SL 87 1-3 K		B SI 97 C SI 96 C SL 84 B SL 84 X SL 81 2-2 G3			4	0	1	0	0	1	0
13 Asdrúbal Cabrera, S (1, 6) OBP: 0.332, SLG: 0.455	X SI 93 0-0 F8			B SL 85 B CH 86 C FF 92 B SL 86 F SI 91 S SI 92 3-3 K		X CH 86 0-0 G4-3		B SL 81 F SI 96 B CH 85 B SI 96 B SI 93 4-1 BB			3	0	0	0	1	1	1
25 Jim Thome, L (1, 10) OBP: 0.345, SLG: 0.452	B SI 93 X SI 92 1-0 F8			B SI 92 B SL 86 B FC 88 F FF 92 X SI 92 3-1 1B		B CH 86 B SI 92 C FF 92 X SI 92 2-1 1B		1 SAFE B SL 82 1 SAFE B SI 97 C FF 97 F SI 96 S SL 84 2-3 K			4	0	2	0	0	1	2
24 Grady Sizemore, L (1, 8) OBP: 0.287, SLG: 0.437		B SI 91 C SI 91 F CH 84 C CU 80 1-3 K		B SI 93 X FF 92 1-0 G4-3		C SL 86 S SL 82 S SL 84 0-3 K			C SL 80 B SL 82 S SL 82 S SL 84 1-3 K2-3		4	0	0	0	0	3	2
47 Shelley Duncan, R (1, 7) OBP: 0.323, SLG: 0.497		C FF 92 B SI 92 C SI 93 X FF 93 1-2 P2			S SL 83 X FF 90 0-1 8 1B 7 2B 2B		B SL 87 X SL 87 1-0 HR		C SI 96 C SL 82 S SL 85 0-3 K		4	2	2	1	0	1	0
8 Lonnie Chisenhall, L (1, 5) OBP: 0.265, SLG: 0.416		B FF 92 C FF 92 X CH 87 1-1 F7			T FF 91 B FF 92 F CH 86 X FF 92 1-2 7 2B 2-3 1B		B FF 95 B SL 87 C FF 95 F FF 95 S CH 83 2-3 K		B SL 82 C SI 96 C SI 96 S SI 98 1-3 K		4	1	1	0	0	2	0
7 Matt LaPorta, R (1, 3) OBP: 0.289, SLG: 0.406			C FF 92 S SL 85 S SI 93 0-3 K		S SL 85 X SL 86 0-1 6 G4-3 1 F7-2 1-H 3-H 2B		F FF 95 C SL 87 B FF 95 F FF 95 S FF 94 1-3 K			F FF 97 F SL 88 B SL 88 F SL 87 F SL 88 F FF 97 S SL 88 1-3 K	4	0	1	2	0	3	0
6 Lou Marson, R (1, 2) OBP: 0.305, SLG: 0.302			B FF 92 X SI 92 1-0 1 CS 1B		C SI 92 L SL 86 B SL 82 X SL 81 1-2 G4-3 2-3		S FF 95 B FF 95 B SL 86 F FF 95 B FF 96 X FF 96 3-2 F9			C SL 87 C SL 88 S SL 87 0-3 K2-3	4	0	1	0	0	1	1
Inning Stats	R: 0 E: 0 K: 1 S: 8 H: 1 LOB: 1 BB: 0 P: 9	R: 0 E: 0 K: 1 S: 8 H: 0 LOB: 0 BB: 0 P: 11	R: 0 E: 0 K: 2 S: 8 H: 1 LOB: 1 BB: 0 P: 12	R: 0 E: 0 K: 1 S: 9 H: 1 LOB: 1 BB: 0 P: 16	R: 2 E: 0 K: 0 S: 11 H: 3 LOB: 0 BB: 0 P: 13	R: 0 E: 0 K: 2 S: 9 H: 1 LOB: 1 BB: 0 P: 12	R: 1 E: 0 K: 2 S: 11 H: 1 LOB: 0 BB: 0 P: 18	R: 0 E: 0 K: 1 S: 8 H: 0 LOB: 1 BB: 1 P: 16	R: 0 E: 0 K: 3 S: 9 H: 0 LOB: 0 BB: 0 P: 11	R: 0 E: 0 K: 2 S: 11 H: 0 LOB: 0 BB: 0 P: 14	1B: 5 2B: 4 3B: 0 HR: 1	SF: 0 SAC: 0 DP: 2 HBP: 0	PA: 37					

PITCHER		IP	WLS	BF	H	R	ER	SO	BB	IBB	HBP	BLK	WP	HR	S	P	ERA	WHIP
41 Philip Humber, R ERA: 3.43	(1, 1)	6.0		23	7	2	2	7	0	0	0	0	0	0	53	73	3.00	1.167
26 Jesse Crain, R ERA: 2.35	(7, 1)	1.0	B	4	1	1	1	2	0	0	0	0	0	1	11	18	9.00	1.000
49 Chris Sale, L ERA: 2.53	(8, 1)	2.0		7	0	0	0	4	1	0	0	0	0	0	17	27	0.00	0.500
46 Sergio Santos, R ERA: 3.12	(10, 1)	1.0	W	3	0	0	0	2	0	0	0	0	0	0	11	14	0.00	0.000

PITCHER	IP	WLS	BF	H	R	ER	SO	BB	IBB	HBP	BLK	WP	HR	S	P	ERA	WHIP

TOP

Cleveland Indians @ Chicago White Sox

U.S. Cellular Field, Chicago, IL

Sat Sep 10 2011, 4:11 PM - 7:37 PM EDT
Att. 26,719 - Partly Cloudy - 75 F

livebaseballscorecards.com

AB	36
R	3
H	8
RBI	3
BB	1
SO	15
LOB	8

Cleveland Indians @ Chicago White Sox

U.S. Cellular Field, Chicago, IL

Sat Sep 10 2011, 4:11 PM - 7:37 PM EDT

Att. 26,719 - Partly Cloudy - 75 F

livebaseballscorecards.com

Batter	1	2	3	4	5	6	7	8	9	10	AB	R	H	RBI	BB	SO	LOB
1 Juan Pierre, L (1, 7) OBP: 0.337, SLG: 0.338	G3	F9			F7	1B		BB		2B	5	1	2	1	1	0	1
10 Alexei Ramirez, R (1, 6) OBP: 0.324, SLG: 0.401	1B	F9			P3	K		K		B2	6	0	1	0	0	2	8
14 Paul Konerko, R (1, 3) OBP: 0.399, SLG: 0.535	1B	K			HBP	G6-3		F9		IBB	4	1	1	0	1	1	6
12 A.J. Pierzynski, L (1, 2) OBP: 0.326, SLG: 0.403	BB	F7			G4-3		F7		2B	BB	4	0	1	0	1	0	1
38 Eduardo Escobar, SS (9, PR) OBP: 0.333, SLG: 0.333											0	0	0	0	0	0	0
17 Tyler Flowers, R (10, 2) OBP: 0.323, SLG: 0.395											0	1	0	0	1	0	0
51 Alex Rios, R (1, 8) OBP: 0.258, SLG: 0.332	K	P5				G4-3	G6-3		IBB	HR	5	1	1	4	1	1	3
44 Adam Dunn, L (1, 10) OBP: 0.292, SLG: 0.285	K			BB		1B	F7		K		4	1	1	0	1	2	5
30 Alejandro De Aza, L (1, 9) OBP: 0.351, SLG: 0.552		2B		K		2B		BB			3	2	2	0	1	1	1
24 Dayan Viciedo, R (9, PH) OBP: 0.431, SLG: 0.444										BB	0	0	0	0	1	0	0
(10, 9)																	
22 Brent Morel, R (1, 5) OBP: 0.283, SLG: 0.344		SH1-3		FC1-4-6		BB		SH2-3		K	2	0	0	0	1	1	4
15 Gordon Beckham, R (1, 4) OBP: 0.295, SLG: 0.330		2B		G1-3		BB		BB		P2	3	0	1	2	2	0	4
Inning Stats	R: 0 H: 2 E: 0 LOB: 3 K: 2 BB: 1 S: 16 P: 27	R: 1 H: 2 E: 0 LOB: 1 K: 0 BB: 0 S: 12 P: 16	R: 0 H: 0 E: 0 LOB: 0 K: 1 BB: 0 S: 6 P: 8	R: 0 H: 0 E: 0 LOB: 1 K: 1 BB: 1 S: 11 P: 18	R: 0 H: 0 E: 0 LOB: 1 K: 0 BB: 0 S: 6 P: 14	R: 2 H: 3 E: 0 LOB: 3 K: 1 BB: 2 S: 24 P: 45	R: 0 H: 0 E: 0 LOB: 0 K: 0 BB: 0 S: 7 P: 7	R: 0 H: 0 E: 0 LOB: 3 K: 1 BB: 3 S: 7 P: 21	R: 0 H: 1 E: 0 LOB: 3 K: 2 BB: 2 S: 11 P: 21	R: 4 H: 2 E: 0 LOB: 0 K: 0 BB: 2 S: 8 P: 19	1B: 4 SF: 0 2B: 5 SAC: 2 3B: 0 DP: 0 HR: 1 HBP: 1						

BOTTOM

AB	36
R	7
H	10
RBI	7
BB	11
SO	8
LOB	33

WP: 0 PA: 50
PB: 0
SB: 0
CS: 0

PITCHER		IP	WLS	BF	H	R	ER	SO	BB	IBB	HBP	BLK	WP	HR	S	P	ERA	WHIP
55 Roberto Hernandez, R ERA: 5.18	(1, 1)	5.1		25	6	3	3	4	2	0	1	0	0	0	63	103	5.06	1.500
37 Chad Durbin, R ERA: 4.84	(6, 1)	0.2	B	5	1	0	0	1	2	0	0	0	0	0	12	25	0.00	4.500
53 Rafael Perez, L ERA: 2.73	(7, 1)	1.1		5	0	0	0	0	1	0	0	0	0	0	8	13	0.00	0.750
52 Vinnie Pestano, R ERA: 2.4	(8, 1)	0.2		4	0	0	0	1	2	0	0	0	0	0	6	15	0.00	3.000
49 Tony Sipp, L ERA: 2.58	(9, 1)	1.0		6	1	0	0	2	1	1	0	0	0	0	11	21	0.00	2.000

PITCHER		IP	WLS	BF	H	R	ER	SO	BB	IBB	HBP	BLK	WP	HR	S	P	ERA	WHIP
54 Chris Perez, R ERA: 3.29	(10, 1)	0.1	L	5	2	4	4	0	1	1	0	0	0	1	8	19	108.00	9.000

Cleveland Indians @ Chicago White Sox

U.S. Cellular Field, Chicago, IL

Sun Sep 11 2011, 2:13 PM - 5:13 PM EDT

Att. 22,319 - Sunny - 85 F

TOP

livebaseballscorecards.com

Batter	1	2	3	4	5	6	7	8	9	AB	R	H	RBI	BB	SO	LOB
1 Kosuke Fukudome, L (1, 9) OBP: 0.352, SLG: 0.379	C FF 87 C FF 87 B SL 82 B FF 91 F FF 90 X FF 91 2-2 F7 ①	F FF 92 C SL 85 X FF 92 0-2 P5 ③		B SL 83 B FF 93 B FF 90 I IN 68 4-0 16 FC6-4 IBB		I IN 64 I IN 63 I IN 64 I IN 65 4-0 16 1B IBB		X SI 95 0-0 F8 ②		3	0	0	0	2	0	4
16 Jason Donald, R (1, 6) OBP: 0.333, SLG: 0.400	B FF 92 B SI 90 C FF 92 F SI 92 B FF 94 X FF 92 3-2 L9 ②		B SL 82 B FF 92 X FF 92 2-0 P6 ①	C FF 91 B FF 92 F SL 84 X FF 91 1-2 FC6-4 ③ 1-2f		D CH 88 X FF 95 1-0 1-2 2-H 1B ③		C FF 97 D SL 86 S FF 97 X SL 84 1-2 41 2B 1-2 2-3 3-H 1B		5	0	2	1	0	0	2
41 Carlos Santana, S (1, 3) OBP: 0.345, SLG: 0.429	C FF 90 B CU 77 B FF 91 B CH 85 X FF 89 3-1 G4-3 ③		B CU 76 F FF 91 B SL 83 X FF 91 2-1 L8 ②		B FF 90 C FF 91 C CH 85 C FF 92 1-3 ①		B CH 86 C FF 93 C FF 93 B FF 94 F FF 94 B FF 94 T FF 94 3-2 ①	F FF 96 B FF 96 X FF 96 1-1 1-3 2-H 3-H 2B		5	0	1	2	0	2	0
48 Travis Hafner, L (1, 10) OBP: 0.364, SLG: 0.446		B FF 90 B SI 91 C FF 92 B FF 91 F FF 92 S FF 93 3-3 K ①	S FF 93 S SL 82 B CU 79 B FF 93 B SL 84 B SL 84 4-2 47 1B BB		B SL 81 X FF 91 1-0 47 G6-4-3 1B		S SL 83 B FF 94 C FF 95 B FF 94 X FF 94 2-2 F7 ②	F SI 96 S SL 84 D SL 84 B FF 96 X FF 96 2-2 G4-3 ③		4	0	1	0	1	1	2
47 Shelley Duncan, R (1, 7) OBP: 0.321, SLG: 0.491 12 Ezequiel Carrera, L (7, 8) OBP: 0.304, SLG: 0.299		C FF 91 B FF 90 B SI 91 B SL 84 F FF 93 S SL 82 3-3 K ②	B SI 89 X FF 91 1-0 1-2 1B		C FF 92 X FF 92 0-1 G6-4-3 ②③ 1-2f		B FF 95 C FF 95 X FF 94 1-1 P6 ③		C FF 96 B CH 86 B SI 95 C SI 95 C FF 96 2-3 K ①	4 1	0 0	1 0	0 0	0 0	1 1	1 0
8 Lonnie Chisenhall, L (1, 5) OBP: 0.269, SLG: 0.415		B SI 90 C FF 92 X SL 84 1-1 2 1B 4 1B 1B	B FF 91 B CH 86 B FF 91 C FF 89 F FF 90 X FF 92 3-2 F7 ③			C SL 82 B FF 91 X SL 84 1-1 G4-3 ①		C FF 96 B FF 95 X FF 95 1-1 6 BB 4 1B 16 1B 1B	X SI 97 0-0 F8 ②	5	2	2	0	0	0	2
2 Luis Valbuena, L (1, 4) OBP: 0.225, SLG: 0.282		C FF 90 F FF 93 X SL 82 0-2 4 1B 6 2B 1-3 1B		C FF 90 X FF 89 0-1 4 G4-6-3 1B		S SL 83 C SL 84 X SL 83 0-2 HR		B FF 95 S FF 96 T SI 96 F SI 96 1 SAFE X FF 96 1-2 F7 ①	B SL 82 X FF 96 1-0 F7 ③	5	2	3	1	0	0	1
4 Trevor Crowe, S (1, 8) OBP: 0.429, SLG: 0.273 (7, 7)		C FF 92 X FF 92 0-1 6 2B 1-2 3-H 1B		B SI 90 1 SAFE C FF 91 1 SAFE 1 SAFE B FF 88 X FF 92 2-1 G4-6-3 ① 1-2		B SI 90 B SI 90 X SI 90 2-0 6 S 16 1B 1B		X FF 96 0-0 16 1B 6 BB 41 2B 1-2 1B		4	2	3	1	0	0	1
6 Lou Marson, R (1, 2) OBP: 0.308, SLG: 0.307		C SL 83 S FF 93 X SL 84 0-2 1-H 2-H 2B		B FF 89 B SL 83 C FF 91 C FF 93 F FF 93 B FF 91 S FF 94 3-3 K ②		1 SAFE 1 SAFE C FF 93 B FF 93 X SL 83 1-1 G6-3 ② 1-2		C SL 83 D FF 96 B FF 96 B FF 96 B FF 96 4-1 16 1B 41 2B 1-2 2-3 BB		3	1	1	2	1	1	2
Inning Stats	R: 0 E: 0 K: 0 S: 9 H: 0 LOB: 0 BB: 0 P: 17	R: 3 E: 0 K: 2 S: 19 H: 4 LOB: 1 BB: 0 P: 26	R: 0 E: 0 K: 0 S: 9 H: 1 LOB: 2 BB: 1 P: 21	R: 0 E: 0 K: 1 S: 11 H: 1 LOB: 1 BB: 1 P: 21	R: 0 E: 0 K: 1 S: 6 H: 1 LOB: 0 BB: 0 P: 8	R: 1 E: 0 K: 0 S: 9 H: 3 LOB: 2 BB: 1 P: 18	R: 0 E: 0 K: 1 S: 9 H: 0 LOB: 0 BB: 0 P: 15	R: 3 E: 0 K: 0 S: 17 H: 4 LOB: 2 BB: 1 P: 27	R: 0 E: 0 K: 1 S: 5 H: 0 LOB: 0 BB: 0 P: 8	1B: 11 2B: 2 3B: 0 HR: 1 SF: 0 SAC: 0 DP: 1 HBP: 0						WP: 0 PB: 0 SB: 1 CS: 0 PA: 43

	AB	39
	R	7
	H	14
	RBI	7
	BB	4
	SO	6
	LOB	15

PITCHER		IP	WLS	BF	H	R	ER	SO	BB	IBB	HBP	BLK	WP	HR	S	P	ERA	WHIP
48 Zach Stewart, R ERA: 4.63	(1, 1)	5.0	L	23	7	3	3	4	1	1	0	0	0	0	54	93	5.40	1.600
77 Will Ohman, L ERA: 4.4	(6, 1)	0.1		3	2	1	1	0	0	0	0	0	0	1	6	9	27.00	6.000
58 Jason Frasor, R ERA: 3.4	(6, 1)	1.2		6	1	0	0	1	0	1	0	0	0	0	12	24	0.00	0.600
37 Matt Thornton, L ERA: 3.44	(8, 1)	1.0		8	4	3	3	0	1	0	0	0	0	0	17	27	27.00	5.000
43 Addison Reed, R ERA: 2.45	(9, 1)	1.0		3	0	0	0	1	0	0	0	0	0	0	5	8	0.00	0.000

PITCHER	IP	WLS	BF	H	R	ER	SO	BB	IBB	HBP	BLK	WP	HR	S	P	ERA	WHIP

Batter	1	2	3	4	5	6	7	8	9	AB	R	H	RBI	BB	SO	LOB
1 Juan Pierre, L (1, 10) OBP: 0.338, SLG: 0.339	C FF 90 B SL 84 X SI 94 1-1 ① G4-3		1 SAFE C SL 85 B FS 83 B FF 93 F FF 93 B FS 87 X SI 94 3-2 10 FC5-4 1-3 1B		C SI 91 B SL 85 X SI 94 1-1 ① B3		B SL 80 C FF 90 F FF 90 X FF 90 1-2 ② F7		C SI 92 X FC 88 0-1 10 1B 3-H 1B	5	0	2	1	0	0	0
10 Alexei Ramirez, R (1, 6) OBP: 0.325, SLG: 0.401	C FF 93 X SL 83 0-1 ② F7		X SI 93 0-0 ② FC5-4 14 FC5-4 1-2f 3-H		C SL 82 B FF 95 X FS 88 1-1 ② G5-3		F SI 90 B FF 90 X SI 90 1-1 14 FC6-4 1B		C FC 88 F FF 90 B SI 92 D CU 77 F FF 91 D CH 83 X FC 90 3-2 1-3 1B	5	0	2	1	0	0	1
14 Paul Konerko, R (1, 3) OBP: 0.395, SLG: 0.530	C FF 93 X FF 96 0-1 ③ P3		B FS 86 B SI 95 C FS 85 C SL 86 X FF 94 2-2 ③ FC5-4 1-2f		C FS 88 B FF 95 B SI 95 C SL 86 F FF 96 S FF 98 2-3 ③ K		X SI 90 0-0 ③ FC6-4 1-2f		B FC 90 B SI 91 S FC 89 X FC 89 2-1 ③ G5-3	5	0	0	0	0	1	4
12 A.J. Pierzynski, L (1, 2) OBP: 0.323, SLG: 0.399		C SI 91 F SI 95 T FF 96 0-2 ① K		X SL 82 0-0 ① G4-3	L SL 83 F FS 84 F FF 95 X FS 85 0-2 ① P6			C FF 91 F SL 82 B FF 92 X FF 92 1-2 ① F8		4	0	0	0	0	1	0
24 Dayan Viciedo, R (1, 9) OBP: 0.436, SLG: 0.438		B SL 84 C FF 95 C SI 96 X FS 86 1-2 ② G1-3		C FF 94 B FS 86 F FS 86 F FF 96 B SL 84 B SI 95 B FS 87 4-2 22 BB 51 BB BB	B SL 85 S FF 96 B FF 96 X SL 85 2-1 30 BB 1B			B SL 82 F SL 81 S FF 93 B FF 92 X SL 82 2-2 ② F8		3	0	1	0	1	0	0
51 Alex Rios, R (1, 8) OBP: 0.258, SLG: 0.330		C FF 96 X FF 96 0-1 ③ G5-3		D SL 83 B SI 92 C SI 94 C FF 94 B SI 94 D FS 86 4-2 22 BB 1-2 BB	B SI 94 S SI 94 B FS 85 B SI 92 X FF 93 3-1 ② F7			B SL 82 X FF 91 1-0 ③ P6		3	0	0	0	1	0	1
30 Alejandro De Aza, L (1, 7) OBP: 0.365, SLG: 0.565			B SI 93 C SL 85 F FS 87 B FS 88 F FS 85 F FF 95 B FS 86 X FF 95 3-2 22 S 15 FC6-4 1B	F SL 86 B SI 95 B FS 86 X SL 85 2-1 ② F9	B SL 86 B SI 94 B SI 93 B FF 92 4-0 1-2 BB				C FF 90 B FC 87 C CH 78 B FC 88 X SI 90 2-2 22 F8 1 1B 2B	3	2	2	0	1	0	2
22 Brent Morel, R (1, 5) OBP: 0.286, SLG: 0.342			B SL 83 C SI 93 B SL 85 B FF 95 F SI 95 D FF 95 4-2 15 FC6-4 1-3 BB	C SL 84 B FF 95 B SI 86 B SI 95 B SI 95 4-1 1-2 2-3 BB	C FF 95 B FF 95 C SI 94 B SI 94 X FF 95 2-2 ③ G5-3				F FC 87 F FC 89 B FF 90 B SI 90 X FC 88 2-2 ① F8 2-3	2	0	0	0	2	0	3
15 Gordon Beckham, R (1, 4) OBP: 0.292, SLG: 0.327			B SL 86 S SI 92 X SL 84 1-1 ① FC6-4 1 1B 10 FC5-4 1-2f 3-H	B SL 87 F FF 96 X SI 95 1-1 ③ G5-3			B SI 89 C SI 89 B SL 82 X SI 89 2-1 ① G1-3		B SI 90 B FC 88 T FF 90 X FC 88 2-1 ② P3	4	1	0	1	0	0	5
Inning Stats	R: 0 E: 0 K: 0 S: 6 H: 0 LOB: 0 BB: 0 P: 7	R: 0 E: 0 K: 1 S: 8 H: 0 LOB: 0 BB: 0 P: 9	R: 2 E: 0 K: 0 S: 16 H: 2 LOB: 1 BB: 1 P: 29	R: 0 E: 0 K: 0 S: 11 H: 0 LOB: 3 BB: 3 P: 26	R: 0 E: 0 K: 1 S: 8 H: 0 LOB: 0 BB: 0 P: 12	R: 0 E: 0 K: 0 S: 11 H: 1 LOB: 2 BB: 1 P: 22	R: 0 E: 0 K: 0 S: 8 H: 1 LOB: 1 BB: 0 P: 12	R: 0 E: 0 K: 0 S: 7 H: 0 LOB: 0 BB: 0 P: 11	R: 1 E: 0 K: 0 S: 16 H: 3 LOB: 2 BB: 0 P: 27	1B: 6 2B: 1 3B: 0 HR: 0 SF: 0 SAC: 0 DP: 0 HBP: 0						

PITCHER		IP	WLS	BF	H	R	ER	SO	BB	IBB	HBP	BLK	WP	HR	S	P	ERA	WHIP
30 Ubaldo Jiménez, R ERA: 4.61	(1, 1)	6.0	W	26	3	2	2	2	5	0	0	0	0	0	60	105	3.00	1.333
38 Joe Smith, R ERA: 1.93	(7, 1)	1.0	H	4	1	0	0	0	0	0	0	0	0	0	8	12	0.00	1.000
45 Josh Judy, R ERA: 4.66	(8, 1)	1.0		3	0	0	0	0	0	0	0	0	0	0	7	11	0.00	0.000
37 Chad Durbin, R ERA: 4.91	(9, 1)	1.0		6	3	1	1	0	0	0	0	0	0	0	16	27	9.00	3.000

PITCHER	IP	WLS	BF	H	R	ER	SO	BB	IBB	HBP	BLK	WP	HR	S	P	ERA	WHIP

BOTTOM

Cleveland Indians @ Chicago White Sox

U.S. Cellular Field, Chicago, IL

Sun Sep 11 2011, 2:13 PM - 5:13 PM EDT

Att. 22,319 - Sunny - 85 F

livebaseballscorecards.com

AB	34
R	3
H	7
RBI	3
BB	5
SO	2
LOB	16

Cleveland Indians @ Texas Rangers

Rangers Ballpark in Arlington, Arlington, TX

Tue Sep 13 2011, 8:09 PM - 11:12 PM EDT

Att. 30,107 - Partly Cloudy - 101 F

livebaseballscorecards.com

Batter	1	2	3	4	5	6	7	8	9	AB	R	H	RBI	BB	SO	LOB
1 Kosuke Fukudome, L (1, 9) OBP: 0.355, SLG: 0.380	C SI 91 X FF 94 0-1 ① F7		C FF 93 S SI 94 1 SAFE B SI 93 F FC 87 B SI 96 X SI 94 2-2 22 BB 1-2 1B		C FC 85 C FF 93 F SI 91 B FC 87 B SI 92 X SI 94 2-2 22 2B 1B		C SI 92 C SL 85 B FF 94 B FF 89 F CH 85 F FF 95 B FF 94 X CH 87 3-2 ② G4-3		H SL 82 1-0 HBP	4	1	2	0	0	0	0
22 Jason Kipnis, L (1, 4) OBP: 0.344, SLG: 0.561	X SI 92 0-0 ② G3		B CU 81 C CU 79 B SI 93 F CU 81 B FF 95 D FF 89 4-2 1-2 2-3 BB		B SI 91 1 SAFE B SI 91 F SI 92 X SI 94 2-1 1-H 2B		B FF 94 B SL 82 B SI 93 C FF 92 C FF 93 X FF 94 3-2 ③ F8		X SI 96 0-0 ③ G4-3	4	0	1	1	1	0	2
13 Asdrúbal Cabrera, S (1, 6) OBP: 0.330, SLG: 0.452	B SI 92 C SI 95 F FF 92 X SI 95 1-2 ③ G5-3		F SI 92 F CU 81 B SI 92 B SI 93 X CU 82 2-2 ③ G5-3		B SI 92 C CU 80 F SI 93 S SI 88 1-3 ② K			C SL 83 B FF 97 F FF 97 B CH 89 B CH 89 F FF 98 F FF 98 X FF 98 3-2 ① F8		4	0	0	0	0	1	4
48 Travis Hafner, L (1, 10) OBP: 0.360, SLG: 0.439		C SI 91 C SI 94 F SI 92 F SI 95 B SI 89 S SI 95 1-3 ① K		B CU 77 B FF 92 B SI 93 C SI 90 F SI 93 S SI 94 3-3 ① K	C CU 77 X SI 92 0-1 ③ G4-3			C SL 85 S SL 86 B FF 97 F FF 96 S SL 86 1-3 ② K		4	0	0	0	0	3	1
41 Carlos Santana, S (1, 2) OBP: 0.348, SLG: 0.446		S SI 93 X SI 94 0-1 ② G5-3		C CH 84 B CH 80 B SI 95 X CH 82 2-1 HR		B CU 73 C CU 75 F CU 78 F FC 87 B SI 92 F CU 80 X SI 95 3-2 24 G3 47 WP 2B		S SL 86 C FF 96 B SL 86 F FF 98 B SL 85 F CH 89 X SL 86 2-2 HR		4	3	3	2	0	0	0
24 Grady Sizemore, L (1, 8) OBP: 0.286, SLG: 0.434 4 Trevor Crowe, S (8, 8) OBP: 0.429, SLG: 0.273		C SI 94 B SI 95 X CU 78 1-1 ③ G4-3		B FF 93 X FF 92 1-0 8 FC3-6 1B		X 0-0 ① G3 2-3		B FF 96 F CH 89 B FF 96 X FF 96 2-1 ③ G3		4 0	0 0	1 0	0 0	0 0	0 0	1 0
47 Shelley Duncan, R (1, 7) OBP: 0.314, SLG: 0.480			C SI 92 B SI 94 X CH 84 1-1 ① F9	C SI 91 B SI 95 1 SAFE S CH 82 F CH 80 1 SAFE C SI 92 1-3 ② K		B SL 78 B FF 90 C SL 79 F SL 82 F FF 93 B FF 92 S SL 88 3-3 ② K 3-H			C SI 96 B SI 96 F SL 83 B SI 96 F SI 96 X SL 83 2-2 ① G6-3	4	0	0	0	0	2	1
8 Lonnie Chisenhall, L (1, 5) OBP: 0.269, SLG: 0.417			B SI 94 F SI 94 F CU 80 F SI 95 X SI 96 1-2 ② G5-3	B FF 90 F SI 94 S SI 94 1 SAFE B SI 91 X SI 95 2-2 ③ FC3-6 1-2f		B SL 81 B FF 93 X FF 92 2-0 ③ G4-3			B SL 83 X SI 96 1-0 2B	4	0	1	0	0	0	1
7 Matt LaPorta, R (1, 3) OBP: 0.289, SLG: 0.404			X SI 95 0-0 22 BB 1 1B 1B		B CU 72 S CH 81 B CH 82 X SI 92 2-1 ① P3		B FF 90 B FF 90 X FF 92 2-0 ① P4		B SL 83 F SI 96 C SL 82 C SI 96 1-3 ② K	4	0	1	0	0	1	1

	AB	36
	R	4
	H	9
	RBI	3
	BB	1
	SO	7
	LOB	11

Inning Stats									
	R: 0 E: 0 K: 0 S: 6	H: 0 LOB: 0 BB: 0 P: 7	R: 0 E: 0 K: 1 S: 9	H: 0 LOB: 0 BB: 0 P: 11	R: 0 E: 0 K: 0 S: 16	H: 2 LOB: 3 BB: 1 P: 26	R: 1 E: 0 K: 2 S: 13	H: 2 LOB: 1 BB: 0 P: 22	R: 1 E: 0 K: 1 S: 13	H: 2 LOB: 1 BB: 0 P: 20	R: 1 E: 0 K: 1 S: 11	H: 1 LOB: 0 BB: 0 P: 19	R: 0 E: 0 K: 0 S: 9	H: 0 LOB: 0 BB: 0 P: 17	R: 1 E: 0 K: 1 S: 16	H: 1 LOB: 0 BB: 0 P: 24	R: 0 E: 0 K: 1 S: 9	H: 1 LOB: 2 BB: 0 P: 14	1B: 4 2B: 3 3B: 0 HR: 2	SF: 0 SAC: 0 DP: 0 HBP: 1	WP: 1 PB: 0 SB: 0 CS: 0	PA: 38

PITCHER		IP	WLS	BF	H	R	ER	SO	BB	IBB	HBP	BLK	WP	HR	S	P	ERA	WHIP
54 Matt Harrison, L ERA: 3.56	(1, 1)	5.0	W	23	7	3	3	4	1	0	0	0	0	1	62	94	5.40	1.600
51 Michael Gonzalez, L ERA: 4.41	(6, 1)	2.0	H	6	0	0	0	1	0	0	0	0	1	0	15	28	0.00	0.000
57 Mark Lowe, R ERA: 3.95	(8, 1)	1.0		4	1	1	1	1	0	0	0	0	0	1	16	24	9.00	1.000
44 Michael Kirkman, L ERA: 7.03	(9, 1)	1.0		5	1	0	0	1	0	0	1	0	0	0	9	14	0.00	1.000

PITCHER		IP	WLS	BF	H	R	ER	SO	BB	IBB	HBP	BLK	WP	HR	S	P	ERA	WHIP

Cleveland Indians @ Texas Rangers

Rangers Ballpark in Arlington, Arlington, TX

Tue Sep 13 2011, 8:09 PM - 11:12 PM EDT

Att. 30,107 - Partly Cloudy - 101 F

livebaseballscorecards.com

BOTTOM

Batter	1	2	3	4	5	6	7	8	9	AB	R	H	RBI	BB	SO	LOB
5 Ian Kinsler, R (1, 4) OBP: 0.351, SLG: 0.471	B FF 93 F SI 89 C FF 96 B SL 83 F FF 96 B FF 95 B FF 94 4-2 32 1B 1 S BB	B FF 92 B SI 92 B FF 94 X FF 92 3-0 ③ FC6-4 1-2f			F SI 93 C FF 95 X SL 85 0-2 ① G6-3	B SL 79 S SL 81 C SL 81 F FF 92 X SL 81 1-2 ① P4	C SL 82 F FF 91 S FS 86 0-3 ③ K			4	0	0	0	1	1	4
1 Elvis Andrus, R (1, 6) OBP: 0.345, SLG: 0.356	C FF 91 I SI 92 B FF 93 B FF 91 F SI 90 1 SAFE F FF 94 S FF 91 2-3 ① K 1-2		C SI 91 F SI 91 B FF 94 X SI 93 1-2 ① G1-3		B SI 93 B SI 93 B FF 93 C FF 90 B FF 90 4-1 32 HR BB	B SL 80 F FF 92 B SL 82 B FF 93 F FF 92 X FF 91 3-2 2-H 3-H 2B		X FF 96 0-0 ① G5-3		4	1	1	2	1	1	1
32 Josh Hamilton, L (1, 7) OBP: 0.345, SLG: 0.522	2 SAFE F SI 93 X SI 93 0-1 ② 10 1B 2-3 1B		X FF 95 0-0 ② G5-3		B SI 91 B FF 94 B SI 90 C FF 94 X FF 93 3-1 1-H HR	X SL 82 0-0 ② F7		B FF 95 C FF 95 F FF 96 F SL 87 X FF 96 1-2 10 L4-3 1B		5	1	3	2	0	0	1
10 Michael Young, R (1, 10) OBP: 0.377, SLG: 0.478	F FF 94 S SI 90 B FF 94 F FF 93 B SL 82 X SL 82 2-2 1-3 1B		B FF 94 B SI 92 X SI 90 2-0 ③ F9		B SI 90 C SL 80 B SI 91 S FF 92 B SL 83 S FF 95 3-3 ② K	C SL 81 X FF 92 0-1 ③ F8		C FF 97 C FF 96 B FF 97 F SL 86 D SL 87 F FF 95 X FF 96 2-2 ②③ L4-3 1-1		5	0	1	0	0	1	2
29 Adrian Beltré, R (1, 5) OBP: 0.325, SLG: 0.524	C FF 93 F SI 91 X FF 94 0-2 ③ G1-3			F FF 92 X FF 93 0-1 ① F9	B SI 90 B SI 90 S FF 94 F FF 93 X FF 94 2-2 ③ F9		C FF 89 B FS 86 F FF 90 F SL 85 B FS 84 F FF 92 F FS 85 X FF 93 2-2 HR			4	1	1	1	0	0	2
7 David Murphy, L (1, 9) OBP: 0.329, SLG: 0.412		X SI 91 0-0 HR		B FF 94 C CH 85 F FF 95 F FF 95 X FF 93 1-2 HR		C FF 92 F SL 80 X FF 92 0-2 25 1B 23 1B 1B	F FF 92 X FF 92 0-1 25 1B 2B			4	4	4	2	0	0	0
25 Mike Napoli, R (1, 2) OBP: 0.409, SLG: 0.606		B FF 94 X SI 93 1-0 ① G3-1		B SL 81 B SI 94 B FF 93 C FF 93 B FF 92 4-1 BB		X FF 91 0-0 18 BB 23 1B 1-3 1B	B SL 82 B FF 92 F FF 92 S SL 82 X FS 86 2-2 23 FC5-4 2-H 1B			3	1	2	1	1	0	0
18 Mitch Moreland, L (1, 3) OBP: 0.329, SLG: 0.425		B FF 93 B SI 90 X FF 92 2-0 5 FC6-4 1B		F FF 91 X FF 93 0-1 ② F9		B FF 93 B FF 91 B FF 93 B FF 93 4-0 23 1B 1 1-2 2B BB	S FS 85 S FS 84 B SL 85 S FS 86 1-3 ① K			3	1	1	0	1	1	2
9 Endy Chavez, L (1, 8) OBP: 0.317, SLG: 0.430 23 Craig Gentry, R (6, PH) OBP: 0.341, SLG: 0.325 (7, 8)		B SI 90 C FF 92 X CH 84 1-1 ② F8		C FF 92 B CH 85 X SI 91 1-1 ③ G4-3		B FF 95 B FF 94 C FF 94 X FF 93 2-1 1 1-3 2-H 3-H 2B 1B	X SL 83 0-0 ② FC5-4 1-2f			2 2	0 1	0 1	0 2	0 0	0 1	2 1
Inning Stats	R: 0 E: 0 K: 1 S: 17 H: 2 LOB: 2 BB: 1 P: 25	R: 1 E: 0 K: 0 S: 6 H: 2 LOB: 1 BB: 0 P: 13	R: 0 E: 0 K: 0 S: 5 H: 0 LOB: 0 BB: 0 P: 8	R: 1 E: 0 K: 0 S: 11 H: 1 LOB: 1 BB: 1 P: 17	R: 2 E: 0 K: 1 S: 12 H: 1 LOB: 0 BB: 1 P: 24	R: 4 E: 0 K: 0 S: 16 H: 4 LOB: 1 BB: 1 P: 26	R: 2 E: 0 K: 2 S: 18 H: 3 LOB: 1 BB: 0 P: 23	R: 0 E: 0 K: 0 S: 11 H: 1 LOB: 0 BB: 0 P: 14		1B: 8 2B: 3 3B: 0 HR: 4 SF: 0 SAC: 0 DP: 1 HBP: 0				WP: 0 PB: 0 SB: 1 CS: 0 PA: 40		

	AB	36
	R	10
	H	14
	RBI	10
	BB	4
	SO	4
	LOB	15

PITCHER		IP	WLS	BF	H	R	ER	SO	BB	IBB	HBP	BLK	WP	HR	S	P	ERA	WHIP
63 Justin Masterson, R ERA: 3.2	(1, 1)	5.0	L	25	8	6	6	2	3	0	0	0	0	3	55	91	10.80	2.200
50 Nick Hagadone, L ERA: 9.64	(6, 1)	0.0		2	1	0	0	0	1	0	0	0	0	0	2	8	∞	∞
45 Josh Judy, R ERA: 4.22	(6, 1)	1.0		4	1	2	2	0	0	0	0	0	0	0	10	14	18.00	1.000
44 Zach Putnam, R ERA: 18.0	(7, 1)	1.0		6	3	2	2	2	0	0	0	0	0	1	18	23	18.00	3.000
56 Frank Herrmann, R ERA: 5.51	(8, 1)	1.0		3	1	0	0	0	0	0	0	0	0	0	11	14	0.00	1.000

PITCHER		IP	WLS	BF	H	R	ER	SO	BB	IBB	HBP	BLK	WP	HR	S	P	ERA	WHIP

Cleveland Indians @ Texas Rangers

Rangers Ballpark in Arlington, Arlington, TX

Wed Sep 14 2011, 7:11 PM - 9:51 PM EDT

Att. 38,710 - Partly Cloudy - 95 F

TOP

livebaseballscorecards.com

Batter	1	2	3	4	5	6	7	8	9	AB	R	H	RBI	BB	SO	LOB
1 Kosuke Fukudome, L (1, 9) OBP: 0.354, SLG: 0.379	C SI 96 C SI 95 X SI 96 0-2 ① G1-3		X SI 94 0-0 ② P2		C SL 84 C SI 96 T CH 85 0-2 ② K		B SI 96 X SL 83 1-0 1B			4	0	1	0	0	1	2
16 Jason Donald, R (1, 4) OBP: 0.321, SLG: 0.384	C SI 95 X SI 96 0-1 ② G6-3		B KC 75 B KC 77 C SI 94 F SI 95 F SL 86 X SI 97 2-2 ③ L4		S SL 84 F SI 96 S SL 83 0-3 ③ K		B SL 83 X SI 94 1-0 ③ L4			4	0	0	0	0	1	3
13 Asdrúbal Cabrera, S (1, 6) OBP: 0.328, SLG: 0.449 2 Luis Valbuena, L (8, 6) OBP: 0.225, SLG: 0.282	B KC 79 B SI 96 F SI 94 F SI 95 F CH 86 C SI 96 2-3 ③ K			B SI 95 B KC 75 S SI 94 F SI 95 X SI 96 2-2 ① G5-3		X SL 83 0-0 ① F7		B FF 94 B FF 94 C FF 94 X FF 94 2-1 ① F8		4 0	0 0	0 0	0 0	0 0	1 0	0 0
41 Carlos Santana, S (1, 3) OBP: 0.349, SLG: 0.445		B SI 96 C KC 78 F SI 96 B SL 84 S SL 84 2-3 ① K		S SL 85 X SI 96 0-1 1B		C SI 95 B SI 95 B SL 82 B CH 86 B SI 96 4-1 47 1B 25 1B BB		B CH 85 F FF 95 B FF 96 C SL 83 F SL 85 B FF 96 C CH 83 3-3 ② K		3	0	1	0	1	2	0
25 Jim Thome, L (1, 10) OBP: 0.343, SLG: 0.449		X SI 97 0-0 ② G5-3		B SI 94 B SI 94 X SI 94 2-0 ② F7		C SI 94 B SI 95 B SI 96 B SI 95 F SI 95 X SI 94 3-2 47 1B 1-2 1B		C SL 83 F FF 96 B FF 96 F SL 86 B CH 88 C FF 96 2-3 ③ K		4	0	1	0	0	1	1
47 Shelley Duncan, R (1, 7) OBP: 0.318, SLG: 0.478		B SI 96 C SI 95 S SL 83 F SI 96 B SL 83 F SI 96 B SL 83 B SI 96 4-2 BB		1 SAFE B SI 94 B SI 94 F CH 86 C SI 95 1 SAFE F SI 96 B SL 84 X SI 97 3-2 ③ F8		B SI 95 F SI 96 X SI 95 1-1 8 G4-3 1-2 2-3 1B			C SI 83 S SL 77 B FF 84 B SL 76 B FF 85 F SL 75 S FF 85 3-3 ① K	3	0	1	0	1	1	1
8 Lonnie Chisenhall, L (1, 5) OBP: 0.269, SLG: 0.431		F SI 95 S SI 94 X SI 95 0-2 ③ G4-3	C SI 95 X KC 76 0-1 HR		X SI 94 0-0 ②③ G4-3 1-2f				C SI 84 F FF 84 B FF 85 S SL 75 1-3 ② K	4	1	1	1	0	1	4
6 Lou Marson, R (1, 2) OBP: 0.307, SLG: 0.302			C SI 94 B KC 77 B SI 94 S SI 94 B SI 94 S SI 96 3-3 ① K	B SI 94 B SI 95 B SI 94 C SI 94 B SI 94 4-1 BB			F SI 94 B SI 95 C CH 85 B SI 96 S SL 83 2-3 ① K		C SI 84 B SI 83 B SL 77 B FF 83 C FF 83 X SL 75 3-2 ③ F7	3	0	0	0	1	2	0
4 Trevor Crowe, S (1, 8) OBP: 0.412, SLG: 0.357			C KC 76 F KC 78 F SI 96 X SL 84 0-2 2B	F SI 94 F SI 95 X SI 95 0-2 ① L8			B SI 95 B SI 94 C SI 93 X SL 84 2-1 ② F7			3	0	1	0	0	0	1
Inning Stats	R: 0 E: 0 K: 1 S: 9 H: 0 LOB: 0 BB: 0 P: 11	R: 0 E: 0 K: 1 S: 11 H: 0 LOB: 1 BB: 1 P: 17	R: 0 E: 0 K: 1 S: 12 H: 1 LOB: 1 BB: 0 P: 17	R: 0 E: 0 K: 0 S: 10 H: 1 LOB: 1 BB: 0 P: 17	R: 1 E: 0 K: 2 S: 12 H: 1 LOB: 1 BB: 1 P: 16	R: 0 E: 0 K: 0 S: 8 H: 2 LOB: 2 BB: 1 P: 16	R: 0 E: 0 K: 1 S: 7 H: 1 LOB: 1 BB: 0 P: 13	R: 0 E: 0 K: 2 S: 10 H: 0 LOB: 0 BB: 0 P: 17	R: 0 E: 0 K: 2 S: 10 H: 0 LOB: 0 BB: 0 P: 17	1B: 4 2B: 1 3B: 0 HR: 1 SF: 0 SAC: 0 DP: 1 HBP: 0						

	AB	32
	R	1
	H	6
	RBI	1
	BB	3
	SO	10
	LOB	12

PITCHER		IP	WLS	BF	H	R	ER	SO	BB	IBB	HBP	BLK	WP	HR	S	P	ERA	WHIP
45 Derek Holland, L ERA: 4.02	(1, 1)	7.0	W	29	6	1	1	6	3	0	0	0	0	1	69	107	1.29	1.286
55 Merkin Valdez, R ERA: 5.4	(8, 1)	1.0		3	0	0	0	2	0	0	0	0	0	0	10	17	0.00	0.000
56 Darren O'Day, R ERA: 5.52	(9, 1)	1.0		3	0	0	0	2	0	0	0	0	0	0	10	17	0.00	0.000

PITCHER	IP	WLS	BF	H	R	ER	SO	BB	IBB	HBP	BLK	WP	HR	S	P	ERA	WHIP

BOTTOM

Cleveland Indians @ Texas Rangers

Rangers Ballpark in Arlington, Arlington, TX

Wed Sep 14 2011, 7:11 PM - 9:51 PM EDT

Att. 38,710 - Partly Cloudy - 95 F

livebaseballscorecards.com

Batter	1	2	3	4	5	6	7	8	9	AB	R	H	RBI	BB	SO	LOB
5 Ian Kinsler, R (1, 4) OBP: 0.349, SLG: 0.474	C FF 91 C FF 90 F SI 92 F FF 91 B CH 82 X SI 92 1-2 ① P3		B FF 88 B CH 80 C SI 90 F FF 90 1 SAFE D CH 81 F SI 91 X SI 90 3-2 ② F9 1-2	C SI 92 B FF 92 X SI 91 1-1 E5 1 1B 32 HR 1-2 2-3		B CU 78 B FC 88 X FC 88 2-0 HR		B FF 93 F FF 93 C SL 81 F FF 96 B SL 81 X FF 95 2-2 ① F8		5	2	1	1	0	0	3
1 Elvis Andrus, R (1, 6) OBP: 0.344, SLG: 0.355 17 Nelson Cruz, R (8, PH) OBP: 0.321, SLG: 0.530 3 Andrés Blanco, S (9, 6) OBP: 0.236, SLG: 0.333	B SI 90 X SI 91 1-0 ② F7		C CU 74 B CH 81 C FF 90 S FF 92 1-3 ③ K 2-3	F FF 90 B CH 77 B FF 91 X FF 92 2-1 32 HR 1B 1-2 2-3 3-H		S FF 89 X FF 89 0-1 ② G1-3		B FF 94 S FF 94 F SI 94 S FF 95 1-3 ② K		4 1 0	1 0 0	1 0 0	1 0 0	0 1 0	1 0 0	1 0 0
32 Josh Hamilton, L (1, 7) OBP: 0.346, SLG: 0.526	F FF 92 B FF 91 B FF 89 X SI 91 2-1 ③ F7			S CU 78 4-1 X CH 81 B FF 91 S SI 90 X SI 90 10 2B BB S SL 80 B SL 81 S FF 92 X FF 92 1-2 1-H 2-H 3-H HR		F FC 89 X FC 87 0-1 ③ L4		C SI 95 X SL 83 0-1 ③ F8		4	2	1	4	1	0	0
10 Michael Young, R (1, 3) OBP: 0.376, SLG: 0.478		B CU 73 B FF 90 X FF 91 2-0 ① F7		X FF 90 0-0 1-H 25 HR 2B F SI 91 B FF 91 B CU 78 X CH 81 S FF 90 F FF 90 X SI 91 3-2 ③ F8			B SL 87 X FF 95 1-0 ① G6-3			4	1	1	1	0	0	0
29 Adrian Beltré, R (1, 5) OBP: 0.326, SLG: 0.526		B FF 90 C CH 81 B FF 90 X CH 80 2-1 25 G4-3 2B	B SI 90 C CU 76 C SI 90 X FF 91 1-2 ① F7		B CU 71 B FC 86 B FF 89 C FF 90 X FC 87 3-1 ① P3		B SL 85 S FF 96 X FF 95 1-1 7 2B 1B			4	0	2	0	0	0	1
25 Mike Napoli, R (1, 2) OBP: 0.410, SLG: 0.614		B CU 77 B FF 90 C SI 90 B SI 91 C CH 81 X SI 92 3-2 ② G4-3 2-3	X CH 81 0-0 2-H HR		C FC 87 X FA 89 0-1 1B		C FF 95 S FF 95 B FF 96 B FF 95 S FF 96 2-3 ② K			4	1	2	2	0	1	2
7 David Murphy, L (1, 9) OBP: 0.328, SLG: 0.413	C SI 91 F SL 81 F FF 92 X SL 82 0-2 ③ G6-3		B CU 78 F SI 90 B SI 90 F CH 81 X CH 81 2-2 ② F7		B FC 88 X FC 87 1-0 ② F8		X FF 96 0-0 1-3 2B			4	0	1	0	0	0	2
8 Yorvit Torrealba, R (1, 10) OBP: 0.308, SLG: 0.388			C FF 89 B CH 81 B CU 76 X SI 91 2-1 ① G1-3	C CU 75 B SI 90 B FF 89 X SI 90 2-1 5 E 23 1B 1 1B 1B	C FF 89 B FC 87 F FC 86 D CU 75 D CU 77 S FC 88 3-3 ③ K		B FF 94 B FF 95 F FF 94 B FF 94 B FF 93 4-1 BB			3	1	1	0	1	1	1
23 Craig Gentry, R (1, 8) OBP: 0.346, SLG: 0.331			X FF 89 0-0 1 S 5 S 1B	B SI 91 X CH 81 1-0 1 1B 5 E 32 HR 1B 1-2		B FC 86 F FC 87 C FF 89 B FC 86 F SI 88 X FC 89 2-2 ① G5-3	F FF 95 B SL 85 F FF 95 B FF 96 X FF 94 2-2 ③ P4			4	1	2	0	0	0	3

| Inning Stats | | |

Cleveland Indians @ Texas Rangers

Rangers Ballpark in Arlington, Arlington, TX

Thu Sep 15 2011, 8:09 PM - 11:03 PM EDT

Att. 44,242 - Cloudy - 75 F

TOP

livebaseballscorecards.com

Batter	1	2	3	4	5	6	7	8	9	AB	R	H	RBI	BB	SO	LOB
16 Jason Donald, R (1, 6) OBP: 0.315, SLG: 0.385	C FF 96 S FF 97 F FF 99 S FF 98 0-3 K2-3		C SL 79 F FF 94 X SL 83 0-2 L1-3			C FF 93 B FF 94 S FF 93 F FC 94 S SL 84 1-3 K		C FF 94 B SL 89 X SL 88 1-1 22 G4-3 12 1B 2B	S FF 98 F FF 98 S SL 80 0-3 K	5	1	1	0	0	3	1
22 Jason Kipnis, L (1, 4) OBP: 0.337, SLG: 0.540	C FF 98 X FF 97 0-1 F8		B FF 95 B SL 82 X FF 94 2-0 G4-3			C SL 80 X CH 89 0-1 12 G4-3 1B		B SL 91 C SL 88 B CU 80 C SL 88 F SL 88 X FF 94 2-2 G4-3 2-3	S FF 98 C SL 80 S FF 100 0-3 K	5	0	1	0	0	1	2
17 Shin-Soo Choo, L (1, 9) OBP: 0.344, SLG: 0.390 12 Ezequiel Carrera, L (2, 9) OBP: 0.305, SLG: 0.300	B FF 98 S SL 83 F FF 97 F FF 99 B FF 98 F FF 98 X FF 98 2-2 G3		B FF 95 T FF 94 B CH 87 F FF 94 F FF 95 F FF 95 F FF 94 X SL 81 2-2 G3			B FF 94 S FF 92 X FF 92 1-1 G4-3 1-2f		F SL 89 B SL 88 B FF 93 X SL 88 2-1 41 BB 1B 3-H		1 3	0 0	0 1	0 1	0 0	0 0	0 1
41 Carlos Santana, S (1, 3) OBP: 0.352, SLG: 0.447		B FF 96 S SL 82 S FF 96 B SL 87 F SL 85 B FF 98 B FF 98 4-2 24 FC4-6 48 1B BB	C SL 80 B SL 82 X FF 96 1-1 G6-3			B FF 87 C FF 88 F FF 87 F SL 75 B FF 87 F FF 86 X FF 88 2-2 24 1B 47 1B 2B	B SL 88 B SL 87 B SL 86 C SL 91 B SL 86 4-1 48 G4-6-3 1-2 BB		2	1	1	0	2	0	0
48 Travis Hafner, L (1, 10) OBP: 0.358, SLG: 0.437		B FF 96 X FC 96 1-0 24 FC4-6 1-2 1B	B SL 83 X FF 95 1-0 F8			C FF 88 B SL 77 B SL 78 X FF 88 2-1 F8	C SL 89 F FF 92 F SL 88 F SL 86 X CU 79 0-2 G4-6-3 1-2f		4	0	1	0	0	0	3
24 Grady Sizemore, L (1, 8) OBP: 0.289, SLG: 0.435		C FF 96 B SL 84 F FF 96 B FF 97 F FF 98 B SI 97 F FF 97 F FF 97 X FF 97 3-2 FC4-6 47 BB 1-2f 2-3	X FF 96 0-0 G6-3			C FF 89 B SL 77 B SI 90 X SI 89 2-1 47 1B 2-3 1B		C FF 96 B SL 80 S FF 97 B FF 97 F FF 98 X FF 99 2-2 47 2B 6 2B 1B	4	1	2	0	0	0	2
47 Shelley Duncan, R (1, 7) OBP: 0.327, SLG: 0.486		C FF 97 B SL 87 S SL 85 1 SAFE B FF 96 F FF 97 B SL 86 F SL 83 F SL 84 4-2 B SL 83 1-2 BB	C FF 93 C FF 96 B FC 96 X FF 96 1-2 G6-3			B FF 88 B FF 88 X FF 87 2-0 1-2 3-H 1B		X FF 96 0-0 1-3 6 2B 2B	3	1	2	1	1	0	0
8 Lonnie Chisenhall, L (1, 5) OBP: 0.263, SLG: 0.421		B FF 96 C FF 95 B FF 95 B FF 96 S FF 96 T FF 96 3-2 K	B SI 94 X FF 95 1-0 G3			C FF 88 F FF 89 D SL 78 X FF 87 1-2 F6		B FF 99 B FF 98 X FF 98 2-0 F7	4	0	0	0	0	1	7
6 Lou Marson, R (1, 2) OBP: 0.306, SLG: 0.306		C SL 83 C SL 84 B SL 85 B SL 86 B FF 95 S FF 94 3-3 K	C FF 94 F FF 96 B FC 93 X SL 84 1-2 F9			X SL 76 0-0 G4-3		C FF 98 B CH 90 X FF 100 1-1 2-H 3-H 2B	4	0	1	2	0	1	5
Inning Stats	R: 0 E: 0 K: 1 S: 11 H: 0 LOB: 0 BB: 0 P: 13	R: 0 E: 0 K: 2 S: 21 H: 1 LOB: 3 BB: 2 P: 39	R: 0 E: 0 K: 0 S: 10 H: 0 LOB: 0 BB: 0 P: 14	R: 0 E: 0 K: 0 S: 4 H: 0 LOB: 0 BB: 0 P: 6	R: 0 E: 0 K: 0 S: 7 H: 0 LOB: 0 BB: 0 P: 10	R: 0 E: 0 K: 1 S: 8 H: 1 LOB: 0 BB: 0 P: 10	R: 1 E: 0 K: 0 S: 14 H: 3 LOB: 2 BB: 0 P: 23	R: 1 E: 0 K: 0 S: 14 H: 2 LOB: 1 BB: 1 P: 23	R: 2 E: 0 K: 2 S: 14 H: 3 LOB: 1 BB: 0 P: 19	1B: 6 2B: 4 3B: 0 HR: 0 SF: 0 SAC: 0 DP: 2 HBP: 0	WP: 0 PB: 0 SB: 0 CS: 0 PA: 38					

	AB	35
	R	4
	H	10
	RBI	4
	BB	3
	SO	6
	LOB	21

PITCHER		IP	WLS	BF	H	R	ER	SO	BB	IBB	HBP	BLK	WP	HR	S	P	ERA	WHIP
41 Alexi Ogando, R ERA: 3.58	(1, 1)	6.0	W	21	2	0	0	4	2	0	0	0	0	0	61	92	0.00	0.667
28 Darren Oliver, L ERA: 2.22	(7, 1)	1.0		6	3	1	1	0	0	0	0	0	0	0	14	23	9.00	3.000
37 Mike Adams, R ERA: 1.48	(8, 1)	1.0		5	2	1	1	0	1	0	0	0	0	0	14	23	9.00	3.000
30 Neftalí Feliz, R ERA: 3.04	(9, 1)	1.0		6	3	2	2	2	0	0	0	0	0	0	14	19	18.00	3.000

PITCHER		IP	WLS	BF	H	R	ER	SO	BB	IBB	HBP	BLK	WP	HR	S	P	ERA	WHIP

BOTTOM

Cleveland Indians @ Texas Rangers

Rangers Ballpark in Arlington, Arlington, TX

Thu Sep 15 2011, 8:09 PM - 11:03 PM EDT

Att. 44,242 - Cloudy - 75 F

livebaseballscorecards.com

Batter	1	2	3	4	5	6	7	8	9	AB	R	H	RBI	BB	SO	LOB
5 Ian Kinsler, R (1, 4) OBP: 0.348, SLG: 0.471	C FF 92 F SI 93 B SI 94 B CH 86 B SI 94 X FF 93 3-2 **P5** ①		C SI 91 B SL 87 F SI 91 B SI 92 S CH 85 2-3 **K** ① 1-3		B SI 92 F SI 93 B SI 92 B SI 93 F SI 92 B SI 93 4-2 1 SH5-4 10 2B **BB** 1-2	C SL 85 B SI 92 B CH 86 X SI 91 2-1 **F7** ②		C FF 92 B SL 84 B FF 92 X FF 92 2-1 **F7** ③		4	1	0	0	1	1	2
1 Elvis Andrus, R (1, 6) OBP: 0.344, SLG: 0.355	B SI 94 C FF 94 B SL 87 B SI 93 C FF 94 X FF 93 3-2 **G1-3** ②		X SI 93 0-0 32 FC3-6 1B ① 3-H		X SI 91 0-0 **SH5-4** ① 1-2 2-3	B SL 86 B SI 91 F FF 91 C FF 92 B CH 86 X SI 91 3-2 **G5-3** ③				3	0	1	1	0	0	0
32 Josh Hamilton, L (1, 7) OBP: 0.347, SLG: 0.532	B SI 95 B SI 94 B CH 86 C FF 93 X SI 93 3-1 **F7** ③		X CH 86 0-0 **FC3-6** ② 1-2f		I IN 70 I IN 71 I IN 74 I IN 71 4-0 10 2B **IBB**		S FF 87 X FF 86 0-1 **HR**			3	2	1	1	1	0	1
10 Michael Young, R (1, 10) OBP: 0.377, SLG: 0.479		B SI 92 F CH 84 B SI 93 B FF 93 F FF 92 B FF 92 4-2 7 G4-3 29 BB **BB**	C CH 86 X SI 93 0-1 **G6-3** ③		X SI 92 0-0 29 HR 2B 1-H 2-H 3-H		C FF 87 X FF 87 0-1 **L9** ①			3	1	1	3	1	0	1
29 Adrian Beltré, R (1, 5) OBP: 0.328, SLG: 0.532		B SI 92 B SI 93 C FF 92 B CH 86 B FF 93 4-1 7 G4-3 **BB** 1-2		B CH 85 F SI 92 S SL 84 B CH 85 S SI 93 2-3 **K** ① S CH 86 X CH 87 0-1 **HR** 2-H		C FF 87 C FF 87 X FF 88 0-2 **G6-3** ②			3	1	1	2	1	1	0
7 David Murphy, L (1, 9) OBP: 0.330, SLG: 0.413		B SI 94 C CH 85 F FF 86 X CH 85 1-2 **G4-3** ① 1-2 2-3		X CH 87 0-0 25 1B **1B** B CH 86 B SI 93 B SI 92 B FF 92 4-0 18 WP **BB**		F FF 88 F FF 87 X SL 86 0-2 **G1** ③			3	0	1	0	1	0	2
25 Mike Napoli, R (1, 2) OBP: 0.411, SLG: 0.613		F SI 93 D SI 95 B SI 93 D SL 87 X SI 93 3-1 **L6** ②		1 SAFE C SI 93 X SI 93 0-1 18 G4-6-3 **1B** 1-2	D SL 87 B SI 93 C FF 92 B SL 87 F FF 91 S CH 85 3-3 **K** ②			B SL 83 B FF 91 X FF 91 2-0 **1B**		4	0	2	0	0	1	3
18 Mitch Moreland, L (1, 3) OBP: 0.326, SLG: 0.421		B SI 93 F CH 86 X CH 86 1-1 **F7** ③		F SI 93 X CH 87 0-1 **G4-6-3** ②③ 1-2f	B SI 86 B SI 93 X SI 93 2-0 **F7** ③ 1-2			B FF 92 F FF 92 B FS 85 B FF 92 F FF 92 C FS 84 3-3 **K** ①		4	0	0	0	0	1	6
9 Endy Chavez, L (1, 8) OBP: 0.320, SLG: 0.432			C FF 92 X SI 94 0-1 5 E 5 S 1 1B **1B**		S CH 84 S CH 85 B CH 86 X SI 94 1-2 1 SH5-4 5 S 10 2B **1B**	B SI 91 X SI 91 1-0 **G6-3** ①		C SI 92 X FF 92 0-1 **L6** ②		4	2	2	0	0	0	1
Inning Stats	R: 0 E: 0 K: 0 S: 8 H: 0 LOB: 0 BB: 0 P: 17	R: 0 E: 0 K: 0 S: 10 H: 0 LOB: 2 BB: 2 P: 23	R: 1 E: 1 K: 1 S: 9 H: 2 LOB: 1 BB: 0 P: 11	R: 0 E: 0 K: 1 S: 8 H: 2 LOB: 1 BB: 0 P: 10	R: 5 E: 0 K: 1 S: 13 H: 3 LOB: 1 BB: 3 P: 31	R: 0 E: 0 K: 0 S: 6 H: 0 LOB: 0 BB: 0 P: 12	R: 1 E: 0 K: 0 S: 10 H: 1 LOB: 0 BB: 0 P: 10	R: 0 E: 0 K: 1 S: 8 H: 1 LOB: 1 BB: 0 P: 15		1B: 6 2B: 1 3B: 0 HR: 2	SF: 0 SAC: 1 DP: 1 HBP: 0		WP: 1 PB: 0 SB: 2 CS: 0	PA: 37		

	AB	31
	R	7
	H	9
	RBI	7
	BB	5
	SO	4
	LOB	16

PITCHER		IP	WLS	BF	H	R	ER	SO	BB	IBB	HBP	BLK	WP	HR	S	P	ERA	WHIP
55 Roberto Hernandez, R ERA: 5.26	(1, 1)	6.0	L	29	7	6	5	3	4	1	0	0	1	1	54	104	7.50	1.833
53 Rafael Perez, L ERA: 2.83	(7, 1)	1.0		4	1	1	1	0	0	0	0	0	0	1	10	10	9.00	1.000
44 Zach Putnam, R ERA: 9.0	(8, 1)	1.0		4	1	0	0	1	0	0	0	0	0	0	8	15	0.00	1.000

PITCHER		IP	WLS	BF	H	R	ER	SO	BB	IBB	HBP	BLK	WP	HR	S	P	ERA	WHIP

Cleveland Indians @ Minnesota Twins

Target Field, Minneapolis, MN

Fri Sep 16 2011, 7:13 PM - 10:08 PM CDT

Att. 37,942 - Overcast - 56 F

TOP

livebaseballscorecards.com

Batter	1	2	3	4	5	6	7	8	9	AB	R	H	RBI	BB	SO	LOB
1 Kosuke Fukudome, L (1, 9) OBP: 0.351, SLG: 0.375	C FF 87 C FF 87 B FF 88 F FF 88 F FF 90 B SL 80 F FF 89 F FF 89 S FF 89 2-3 **K** ①		D CU 77 X SL 83 1-0 **G3-6-3** ①② 1-2f 3-H	C FF 88 F CH 83 F FF 88 B FF 88 F FF 88 B FF 89 2 SAFE 2-2 **PO** ③ 1-3	B FF 88 X FF 88 1-0 **G4-3** ①		C SI 90 X SI 89 0-1 **G5-3** ①	C SL 81 X SL 83 0-1 **G3** ③		5	0	0	0	0	1	2
22 Jason Kipnis, L (1, 4) OBP: 0.340, SLG: 0.543	C FF 88 B CU 74 F CU 73 S FF 89 1-3 **K** ②		B CH 80 B FF 88 C FF 87 F FF 88 X CU 73 2-2 **2B**		B FF 88 X FF 89 1-0 **F7** ②		C SL 83 X SL 82 0-1 25 G3 13 BB **1B**		C FF 90 B FF 91 B CU 81 F FF 92 F FF 91 X SL 85 2-2 **F8** ①	5	0	2	0	0	1	0
13 Asdrúbal Cabrera, S (1, 6) OBP: 0.327, SLG: 0.446	B CU 75 C FF 88 B FF 88 X FF 89 2-1 **P6** ③		S CU 73 F CU 74 B FF 88 X FF 88 1-2 **G4-3** ③		B FF 88 X FF 88 1-0 **G4-3** ③		C SI 90 F SI 90 B SI 90 B SI 92 B SI 90 B SL 83 4-2 25 G3 **BB** 1-2		B CU 79 C CU 78 F FF 92 F FF 92 F SL 87 F FF 91 X FF 93 1-2 **G3-1** ②	4	0	0	0	1	0	1
25 Jim Thome, L (1, 10) OBP: 0.348, SLG: 0.462		X FF 86 0-0 **F7** ①		C FF 88 S FF 88 F FF 89 B SL 83 X CH 82 1-2 24 G5-3 8 1B **1B**		C FF 88 B FF 88 B FF 86 B FF 88 S FF 88 B FF 89 4-2 41 FC3-6 **BB**	B SI 89 F SL 82 X SL 84 1-1 **G3** ② 1-2 2-3		C CU 81 B FF 91 B CH 88 X FF 91 2-1 **HR**	4	2	2	1	1	0	2
41 Carlos Santana, S (1, 3) OBP: 0.352, SLG: 0.451		B FF 87 F FF 87 B SL 80 B FF 88 X FF 89 3-1 **HR**		C FF 89 B FF 89 X FF 89 1-1 **P5** ①		C CH 81 C FF 89 X FF 88 0-2 **FC3-6** ① 24 FC4-6 1-2f	I IN 70 I IN 70 I IN 69 I IN 69 4-0 **IBB**		B FF 93 F FF 92 S SL 88 F FF 92 S SL 87 1-3 **K** ③	4	1	1	1	1	1	2
24 Grady Sizemore, L (1, 8) OBP: 0.285, SLG: 0.429		B CU 75 B CU 74 B FF 88 C FF 88 C FF 89 X FF 88 3-2 **G3** ②		C SL 80 B FF 88 B FF 89 F CH 82 X FF 89 2-2 **G5-3** ② 1-2		C FF 89 C FF 90 B FF 89 B FF 89 X SL 82 2-2 **FC4-6** ② 47 BB 8 1B 1-2f	C SI 90 S SI 91 B SI 91 B SI 90 F SL 85 X SI 91 2-2 **P5** ③			4	1	0	0	0	0	5
47 Shelley Duncan, R (1, 7) OBP: 0.332, SLG: 0.484 12 Ezequiel Carrera, L (7, 7) OBP: 0.309, SLG: 0.300		C SL 79 X FF 89 0-1 **P6** ③		B CU 74 D SL 79 B FF 87 C SL 88 H FF 87 4-1 8 1B 6 1B **HBP**		1 SAFE S FF 88 B FF 88 B FF 90 B FF 86 B FF 89 4-1 8 1B **BB** 1-2		B FF 89 C FF 90 H SL 77 2-1 8 G3 8 WP **HBP**		1 0	1 0	0 0	0 0	1 0	0 0	0 0
8 Lonnie Chisenhall, L (1, 5) OBP: 0.273, SLG: 0.429			C FF 87 S CH 81 F FF 89 B SL 80 X SL 83 1-2 6 1B 1 G3-6-3 **1B**	S CH 82 B SL 82 S FF 89 F SL 80 F FF 89 X SL 81 1-2 6 1B **1B** 1-3 2-H		C SL 81 F SI 90 X SL 84 0-2 1-2 2-H **1B**		1 SAFE 1 SAFE S SL 81 X SL 82 0-1 **G3** ① 1-3		4	2	3	2	0	0	1
6 Lou Marson, R (1, 2) OBP: 0.310, SLG: 0.310			B FF 88 B FF 89 F FF 88 1 SAFE B FF 87 C FF 87 F FF 88 F FF 89 X FF 88 3-2 1 G3-6-3 1-3 **1B**	F FF 89 F FF 89 B FF 90 D CU 76 X SL 81 2-2 1 PO 1 S 2-H 3-H **1B**		B SI 90 B SI 89 C SL 82 F SL 82 C SI 90 2-3 **K** ③		B FF 91 B SL 79 B FF 91 C FF 91 X FF 88 3-1 **G5-3** ②		4	0	2	2	0	1	3

Inning Stats	1	2	3	4	5	6	7	8	9
	R: 0 E: 0 K: 2 S: 12	R: 1 E: 0 K: 0 S: 8	R: 1 E: 0 K: 0 S: 16	R: 3 E: 0 K: 0 S: 22	R: 0 E: 0 K: 0 S: 3	R: 1 E: 0 K: 1 S: 15	R: 0 E: 0 K: 0 S: 12	R: 0 E: 0 K: 0 S: 7	R: 1 E: 0 K: 1 S: 16
	H: 0 LOB: 0 BB: 0 P: 17	H: 1 LOB: 0 BB: 0 P: 14	H: 3 LOB: 1 BB: 0 P: 24	H: 3 LOB: 0 BB: 0 P: 35	H: 0 LOB: 0 BB: 0 P: 6	H: 1 LOB: 2 BB: 2 P: 27	H: 1 LOB: 3 BB: 2 P: 23	H: 0 LOB: 1 BB: 0 P: 12	H: 1 LOB: 0 BB: 0 P: 22

	AB	35
	R	7
	H	10
	RBI	6
	BB	4
	SO	4
	LOB	16

| | | |

Cleveland Indians @ Minnesota Twins

Target Field, Minneapolis, MN

Fri Sep 16 2011, 7:13 PM - 10:08 PM CDT

Att. 37,942 - Overcast - 56 F

livebaseballscorecards.com

BOTTOM

Batter	1	2	3	4	5	6	7	8	9	AB	R	H	RBI	BB	SO	LOB
11 Ben Revere, L (1, 8) OBP: 0.300, SLG: 0.285	B FF 90 C FF 92 B SL 82 X FF 94 2-1 G1-3 ①		C FF 92 C FF 92 B SI 94 B FF 93 X FS 87 2-2 24 CS 1B		B SL 82 B FF 92 F FF 93 B FF 93 B FF 94 4-1 23 E BB		X FF 92 0-0 24 E 24 SF8 1B 3-H		C FF 93 X FF 93 0-1 G4-3 ② 2-3 3-H	4	2	2	2	1	0	1
24 Trevor Plouffe, R (1, 6) OBP: 0.301, SLG: 0.384	C FF 93 B FF 95 F SL 82 B FF 95 F FF 96 B FS 86 B FF 95 4-2 5 BB		B FF 92 C FF 92 B SL 84 C FF 94 B FF 95 X FF 95 3-2 F9 ①② 1-2		D SL 83 T FF 93 F SL 83 C FF 94 1-3 K ②		F FF 91 1 SAFE B FF 92 T FF 93 X FF 92 1-2 SF8 ② 1-H		C FF 94 B FF 93 S SL 81 D SL 83 F FF 93 X FF 94 2-2 1B 3-H	3	0	1	2	1	1	3
16 Jason Kubel, L (1, 10) OBP: 0.332, SLG: 0.434 23 Rene Tosoni, L (5, PH) OBP: 0.239, SLG: 0.261 (6, 10)	S FF 93 F FF 92 T FF 94 0-2 K ②		B FS 87 F FS 86 X FF 95 1-1 F8 ③		C SL 84 C SI 94 F FF 94 F SI 93 X FF 94 0-2 E8 1-H 2-H		C SL 81 S SL 82 B SL 82 F FF 93 S SL 82 1-3 K ③		B FF 93 C FF 91 C SL 80 S SL 81 1-3 K ③	2 3	0 0	0 0	0 0	0 0	1 2	1 1
5 Michael Cuddyer, R (1, 9) OBP: 0.348, SLG: 0.459	B SI 93 C SL 80 B FF 94 B SL 84 B SI 94 4-1 27 FC4-6 1-2 BB			C FF 91 F FF 93 C FF 94 0-3 K ①	C FF 95 B SL 85 F FS 86 B SI 94 X CU 79 2-2 G5-3 ③			B FF 91 F FF 91 X SL 79 1-1 P6 ①		3	0	0	0	1	1	1
27 Chris Parmelee, L (1, 3) OBP: 0.379, SLG: 0.320	C SL 80 B SL 86 F FF 95 F FF 95 F FF 96 B CU 77 F FS 86 X FF 96 2-2 FC4-6 ③ 1-2f			B FF 94 C SL 83 X FS 87 1-1 1B		B SI 90 B FF 92 T FF 91 B SI 93 X FF 92 3-1 F8 ①		B SI 92 X FF 91 1-0 P5 ②		4	0	1	0	0	0	2
38 Luke Hughes, R (1, 5) OBP: 0.298, SLG: 0.355		B FF 94 X FF 93 1-0 G6-3 ①		B FF 92 X FF 93 1-0 P4 ②		B SL 80 X FF 93 1-0 F9 ②		B FF 91 C FF 91 B SL 80 S FF 90 S FF 89 2-3 K ③		4	0	0	0	0	1	1
26 Brian Dinkelman, L (1, 4) OBP: 0.324, SLG: 0.258		C FF 93 B FF 94 X SL 84 1-1 P5 ②		F SL 81 F FF 91 F FF 93 D FS 87 S FF 93 1-3 K ③		X FF 91 0-0 G1-3 ③			B FF 92 C FF 92 F FF 92 B FF 93 F FF 94 B FF 94 X FF 92 3-2 F9 ①	4	0	0	0	0	1	1
63 Joe Benson, R (1, 7) OBP: 0.333, SLG: 0.552		C FF 93 C SL 83 X FF 94 0-2 2B			B SL 82 T FF 93 B FS 87 F FF 93 X FS 87 2-2 41 G2 23 E 1B		C FF 93 X FF 94 0-1 11 1B 3B		C FF 94 F SL 82 B SL 84 X FF 93 1-2 20 2B 11 G4-3 2B	4	3	4	0	0	0	0
41 Drew Butera, R (1, 2) OBP: 0.194, SLG: 0.227 20 Matt Tolbert, S (9, PH) OBP: 0.245, SLG: 0.270		C FF 95 X SI 92 0-1 G1-3 ③			F FF 92 B SI 91 B SI 93 C SI 92 X SL 83 2-2 G2 ① 1-2		B SL 83 F FF 92 X FF 92 1-1 F9 ①		C FF 92 C SL 81 B SL 83 X FF 93 1-2 11 G4-3 24 1B 2B 2-3	3 1	0 1	0 1	0 0	0 0	0 0	3 0
Inning Stats	R: 0 E: 0 K: 1 S: 15 H: 0 LOB: 2 BB: 2 P: 27	R: 0 E: 0 K: 0 S: 8 H: 1 LOB: 1 BB: 0 P: 10	R: 0 E: 0 K: 0 S: 8 H: 1 LOB: 0 BB: 0 P: 14	R: 0 E: 0 K: 2 S: 10 H: 1 LOB: 1 BB: 0 P: 13	R: 2 E: 1 K: 1 S: 18 H: 1 LOB: 1 BB: 1 P: 29	R: 0 E: 0 K: 0 S: 4 H: 0 LOB: 0 BB: 0 P: 8	R: 2 E: 1 K: 1 S: 12 H: 2 LOB: 0 BB: 0 P: 15	R: 0 E: 0 K: 1 S: 6 H: 0 LOB: 0 BB: 0 P: 10	R: 2 E: 0 K: 1 S: 19 H: 3 LOB: 1 BB: 0 P: 27	1B: 5 2B: 3 3B: 1 HR: 0 SF: 1 SAC: 0 DP: 0 HBP: 0						

	AB	35
	R	6
	H	9
	RBI	4
	BB	3
	SO	7
	LOB	14

WP: 0 PB: 0 SB: 0 CS: 1 PA: 39

PITCHER		IP	WLS	BF	H	R	ER	SO	BB	IBB	HBP	BLK	WP	HR	S	P	ERA	WHIP
30 Ubaldo Jiménez, R ERA: 4.49	(1, 1)	6.1	W	27	5	3	1	4	3	0	0	0	0	0	67	106	1.42	1.263
49 Tony Sipp, L ERA: 2.55	(7, 1)	0.2		3	1	1	0	1	0	0	0	0	0	0	8	10	0.00	1.500
52 Vinnie Pestano, R ERA: 2.35	(8, 1)	1.0	H	3	0	0	0	1	0	0	0	0	0	0	6	10	0.00	0.000
54 Chris Perez, R ERA: 3.56	(9, 1)	1.0	S	6	3	2	2	1	0	0	0	0	0	0	19	27	18.00	3.000

PITCHER	IP	WLS	BF	H	R	ER	SO	BB	IBB	HBP	BLK	WP	HR	S	P	ERA	WHIP

Cleveland Indians @ Minnesota Twins

Target Field, Minneapolis, MN

Sat Sep 17 2011, 12:12 PM - 3:18 PM CDT

Att. 38,805 - Overcast - 56 F

TOP

livebaseballscorecards.com

Batter	1	2	3	4	5	6	7	8	9	AB	R	H	RBI	BB	SO	LOB
1 Kosuke Fukudome, L (1, 9) OBP: 0.349, SLG: 0.372	F9	BB	F8			G3		G6-3		4	1	0	0	1	0	0
22 Jason Kipnis, L (1, 4) OBP: 0.352, SLG: 0.577	1B	3B		K		G4-3			E7	5	3	3	2	0	1	0
13 Asdrúbal Cabrera, S (1, 6) OBP: 0.331, SLG: 0.449	1B	G3		1B		1B			2B	5	2	4	1	0	0	1
41 Carlos Santana, S (1, 2) OBP: 0.352, SLG: 0.457	G3	HR		FC5-4		F9			P5	5	1	2	2	0	0	4
48 Travis Hafner, L (1, 10) OBP: 0.359, SLG: 0.434	1B	BB		F9			G3		F9	4	1	1	2	1	0	3
7 Matt LaPorta, R (1, 3) OBP: 0.290, SLG: 0.405	F8	2B		FC5-4			G6-3		BB	4	0	1	1	1	0	3
8 Lonnie Chisenhall, L (1, 5) OBP: 0.271, SLG: 0.422		P6 / P4			K		K		1B	5	0	1	1	0	2	1
12 Ezequiel Carrera, L (1, 8) OBP: 0.311, SLG: 0.311		3B	P3		K			K	BB	4	1	1	0	1	2	0
4 Trevor Crowe, S (1, 7) OBP: 0.364, SLG: 0.316		1B	K		G5-3			G5-3	K	5	1	1	1	0	2	3
Inning Stats	R: 2 E: 0 K: 0 S: 14 H: 3 LOB: 1 BB: 0 P: 25	R: 6 E: 0 K: 0 S: 25 H: 5 LOB: 1 BB: 2 P: 46	R: 0 E: 0 K: 1 S: 13 H: 0 LOB: 0 BB: 0 P: 17	R: 0 E: 0 K: 1 S: 10 H: 2 LOB: 2 BB: 0 P: 15	R: 0 E: 0 K: 2 S: 8 H: 0 LOB: 0 BB: 0 P: 11	R: 0 E: 0 K: 0 S: 7 H: 1 LOB: 1 BB: 0 P: 10	R: 0 E: 0 K: 1 S: 12 H: 0 LOB: 0 BB: 0 P: 18	R: 0 E: 0 K: 1 S: 11 H: 0 LOB: 0 BB: 0 P: 17	R: 2 E: 1 K: 1 S: 18 H: 3 LOB: 3 BB: 2 P: 33	1B: 9 2B: 2 3B: 2 HR: 1	SF: 0 SAC: 0 DP: 0 HBP: 0						

AB	41
R	10
H	14
RBI	10
BB	4
SO	7
LOB	15

WP: 0 PB: 0 SB: 0 CS: 0 PA: 45

PITCHER		IP	WLS	BF	H	R	ER	SO	BB	IBB	HBP	BLK	WP	HR	S	P	ERA	WHIP
51 Anthony Swarzak, R ERA: 4.52	(1, 1)	1.2	L	13	7	7	7	0	1	0	0	0	0	1	30	54	37.80	4.800
17 Lester Oliveros, R ERA: 5.12	(2, 1)	1.1		6	1	1	1	1	1	0	0	0	0	0	22	34	6.75	1.500
47 Francisco Liriano, L ERA: 4.77	(4, 1)	2.0		8	2	0	0	3	0	0	0	0	0	0	18	26	0.00	1.000
37 Jim Hoey, R ERA: 5.57	(6, 1)	1.0		4	1	0	0	0	0	0	0	0	0	0	7	10	0.00	1.000
52 Brian Duensing, L ERA: 5.27	(7, 1)	1.0		3	0	0	0	1	0	0	0	0	0	0	12	18	0.00	0.000

PITCHER		IP	WLS	BF	H	R	ER	SO	BB	IBB	HBP	BLK	WP	HR	S	P	ERA	WHIP
15 Glen Perkins, L ERA: 2.67	(8, 1)	1.0		3	0	0	0	1	0	0	0	0	0	0	11	17	0.00	0.000
55 Matt Capps, R ERA: 4.29	(9, 1)	0.2		7	3	2	2	0	2	0	0	0	0	0	15	29	27.00	7.500
31 Alex Burnett, R ERA: 5.26	(9, 1)	0.1		1	0	0	0	1	0	0	0	0	0	0	3	4	0.00	0.000

Batter	1	2	3	4	5	6	7	8	9	AB	R	H	RBI	BB	SO	LOB
11 Ben Revere, L (1, 8) OBP: 0.301, SLG: 0.289	B FF 87 C SI 89 X SI 88 1-1 ① F8		C SI 90 B SI 91 X SI 90 1-1 5 1B 2B		C SI 89 B CH 81 C CH 81 B SL 83 X SI 91 2-2 24 FC6-4 1B		B SI 89 B SI 89 C SI 89 F SI 90 X FF 91 2-2 ② G4-3		B FF 92 B FF 90 C FF 91 F FF 91 F FS 84 S FF 92 2-3 ① K	5	1	2	0	0	1	0
24 Trevor Plouffe, R (1, 6) OBP: 0.295, SLG: 0.376	C FF 89 X FF 90 0-1 ② F8		C SI 90 C FF 91 B SL 86 S SL 83 1-3 ② K2-3		B SI 90 X SI 90 1-0 ① FC6-4 5 BB 27 1B 1-2f		B FF 90 X FF 89 1-0 ③ F8		C FF 91 X SL 84 0-1 ② L7	5	1	0	0	0	1	2
5 Michael Cuddyer, R (1, 10) OBP: 0.350, SLG: 0.459	C SI 89 B CH 82 B SI 90 B SI 89 X SI 90 3-1 ③ E5		B SL 83 C SI 90 B SI 90 X SL 83 2-1 27 1B 1B 2-H		C SI 90 S SI 90 B SI 89 B SI 91 B SI 91 B SI 91 4-2 27 1B BB 1-2			B SL 78 C FF 89 C SL 78 X FF 90 1-2 27 HR 1B	B SI 92 C FF 92 B FF 91 F FF 92 B FS 86 X FF 91 3-2 ③ F8	4	1	2	1	1	0	0
27 Chris Parmelee, L (1, 3) OBP: 0.455, SLG: 0.500		B FF 88 B CH 88 B SI 86 B FF 86 4-0 38 FC5-4 BB	B SI 89 F SI 88 C CH 82 B SI 89 X SI 91 2-2 38 FC5-4 1B 1-2		X CH 81 0-0 38 G5-4-3 1B 1-3 2-H			B FF 89 C FF 90 X FF 89 1-1 HR 1-H		3	1	3	3	1	0	0
38 Luke Hughes, R (1, 5) OBP: 0.294, SLG: 0.350		B FF 88 B FF 86 C FF 85 X SI 89 2-1 ① FC5-4 26 1B 1-2f	X SI 90 0-0 ③ FC5-4 1-2f		B SI 89 X SI 90 1-0 ② ③ G5-4-3 1-2f			B FF 89 C SL 78 X SL 81 1-1 ① L6		4	0	0	0	0	0	5
23 Rene Tosoni, L (1, 7) OBP: 0.239, SLG: 0.255	C FF 89 D CH 82 X SI 89 1-1 ② F8		S SI 89 X SL 90 0-1 ① P5		B SI 89 X SI 87 2-0 ① G4-3			B FF 90 B SI 89 B FF 88 C FF 90 B FF 89 4-1 26 1B BB		3	0	0	0	1	0	1
26 Brian Dinkelman, L (1, 4) OBP: 0.368, SLG: 0.314	F SI 89 X SI 91 0-1 1B 1-2		C SI 90 B CH 80 S CH 81 X CH 84 1-2 63 WP 1B		X SI 90 0-0 ② G4-3			X SL 84 0-0 1B 1-2		4	0	3	0	0	0	0
63 Joe Benson, R (1, 9) OBP: 0.294, SLG: 0.485	C SI 90 X SL 81 0-1 ③ G5-3		S SI 89 F SI 90 B FF 92 D SL 83 B SL 83 C SI 91 3-3 ② K 1-2		B SI 91 B SI 90 B SI 89 C FF 89 S SI 88 X SI 90 3-2 ③ G4-3			B SI 88 B SI 89 B FF 90 C SI 89 X SI 88 3-1 ② F9		4	0	0	0	0	1	5
32 René Rivera, R (1, 2) OBP: 0.196, SLG: 0.211 20 Matt Tolbert, S (8, PH) OBP: 0.244, SLG: 0.269 41 Drew Butera, R (9, 2) OBP: 0.194, SLG: 0.227			C SI 89 S SI 90 X SL 84 0-2 ① G6-3	S SI 90 B SI 91 F SI 91 B SI 90 X SL 81 2-2 ③ G5-3			C SI 89 B SI 90 F SI 91 T SL 83 1-2 ① K	B SL 80 S FF 90 X FF 90 1-1 ③ F9		3 1 0	0 0 0	0 0 0	0 0 0	1 0 0	1 2 0
Inning Stats	R: 0 H: 0 E: 1 LOB: 1 K: 0 BB: 0 S: 6 P: 10	R: 0 H: 1 E: 0 LOB: 2 K: 0 BB: 1 S: 8 P: 15	R: 1 H: 3 E: 0 LOB: 2 K: 1 BB: 0 S: 14 P: 20	R: 0 H: 1 E: 0 LOB: 1 K: 1 BB: 0 S: 11 P: 17	R: 1 H: 2 E: 0 LOB: 1 K: 0 BB: 1 S: 8 P: 16	R: 0 H: 0 E: 0 LOB: 0 K: 0 BB: 0 S: 5 P: 10	R: 0 H: 0 E: 0 LOB: 0 K: 1 BB: 0 S: 7 P: 11	R: 2 H: 3 E: 0 LOB: 2 K: 0 BB: 1 S: 13 P: 24	R: 0 H: 0 E: 0 LOB: 0 K: 1 BB: 0 S: 9 P: 14	1B: 8 2B: 1 3B: 0 HR: 1	SF: 0 SAC: 0 DP: 1 HBP: 0			WP: 1 PB: 0 SB: 0 CS: 0	PA: 39		

PITCHER		IP	WLS	BF	H	R	ER	SO	BB	IBB	HBP	BLK	WP	HR	S	P	ERA	WHIP
58 Jeanmar Gómez, R ERA: 3.78	(1, 1)	6.2	W	28	7	2	2	3	2	0	0	0	1	0	58	97	2.70	1.350
45 Josh Judy, R ERA: 5.56	(7, 1)	0.2		5	2	2	2	0	1	0	0	0	0	1	9	17	27.00	4.500
53 Rafael Perez, L ERA: 2.83	(8, 1)	0.0		1	1	0	0	0	0	0	0	0	0	0	1	1	∞	∞
38 Joe Smith, R ERA: 1.91	(8, 1)	0.2	H	2	0	0	0	0	0	0	0	0	0	0	4	8	0.00	0.000
44 Zach Putnam, R ERA: 6.0	(9, 1)	1.0		3	0	0	0	1	0	0	0	0	0	0	9	14	0.00	0.000

PITCHER	IP	WLS	BF	H	R	ER	SO	BB	IBB	HBP	BLK	WP	HR	S	P	ERA	WHIP

BOTTOM

Cleveland Indians @ Minnesota Twins

Target Field, Minneapolis, MN

Sat Sep 17 2011, 12:12 PM - 3:18 PM CDT

Att. 38,805 - Overcast - 56 F

livebaseballscorecards.com

AB	36
R	4
H	10
RBI	4
BB	3
SO	4
LOB	16

Cleveland Indians @ Minnesota Twins

Target Field, Minneapolis, MN

Sun Sep 18 2011, 1:14 PM - 4:31 PM CDT

Att. 37,012 - Drizzle - 57 F

TOP

livebaseballscorecards.com

Batter	1	2	3	4	5	6	7	8	9	AB	R	H	RBI	BB	SO	LOB
1 Kosuke Fukudome, L (1, 9) OBP: 0.350, SLG: 0.371	C SI 86 B SI 87 F SI 87 C SI 88 1-3 ① K		X CH 79 0-0 ① G4-3 1-2			S CH 80 L SI 87 B SI 88 X CH 78 1-2 41 F9 41 S 1B	B CH 80 1 SAFE C CH 80 B SI 88 F FF 89 1 SAFE F CH 80 B SI 89 B SI 89 4-2 41 BB 22 BB 25 1B 1-2 BB	C SL 82 F SL 82 B SI 90 F SI 91 B SI 90 C SI 90 2-3 ② K		4	1	1	0	1	2	3
22 Jason Kipnis, L (1, 4) OBP: 0.345, SLG: 0.554	X FF 87 0-0 E1 25 S		F CH 79 B SI 86 B SI 87 F SI 87 F SL 81 B SI 88 X CH 79 3-2 ② G3 2-3			C SI 88 1 SAFE B SI 88 F SI 89 X SI 88 1-2 ① F8	S SL 82 D SL 82 B FF 91 B FF 91 F FF 89 F FF 91 F FF 90 D SL 82 4-2 25 1B 41 BB 47 2B 1-2 2-3 3-H BB	C SI 91 B SI 91 F SI 91 B SI 91 C SI 92 2-3 ③ K		4	1	0	1	1	1	4
41 Carlos Santana, S (1, 3) OBP: 0.351, SLG: 0.453 7 Matt LaPorta, R (9, 3) OBP: 0.290, SLG: 0.405	B CH 80 B SI 88 S CH 79 C CH 80 S FS 83 2-3 ② K		C SI 88 B FF 88 X CH 79 1-1 ③ G4-3			D CH 80 C SI 87 1 SAFE 1 SAFE B SI 87 F SI 88 D CH 82 F CH 78 X SI 87 3-2 ② F9 1-3	B FF 92 B SL 85 C FF 89 C SI 90 B FF 93 F FF 89 F SI 90 B SI 89 4-2 25 1B 47 2B 1-2 2-3 3-H BB		C CU 78 C FF 91 X CU 78 0-2 ① G4-3	4 0	1 0	0 0	1 0	1 0	1 0	3 0
25 Jim Thome, L (1, 10) OBP: 0.346, SLG: 0.458 46 Cord Phelps, S (7, PR) OBP: 0.236, SLG: 0.234 (7, 10)	B SL 81 C SL 82 C SI 88 B SL 81 B SI 88 F CH 79 C SI 89 3-3 ③ K 1-2			F SI 88 F SI 88 B SL 81 B SI 89 F SI 89 C SL 82 2-3 ① K		F CH 80 F CH 80 B FF 87 B SI 89 C SI 89 2-3 ③ K	X SI 94 0-0 47 2B 1-2 2-3 3-H 1B		C SI 92 X CU 81 0-1 ② F9	4 1	0 0	1 0	1 0	0 0	3 0	2 0
47 Shelley Duncan, R (1, 7) OBP: 0.335, SLG: 0.505 4 Trevor Crowe, S (7, 7) OBP: 0.348, SLG: 0.300		B SI 87 C SI 87 B SI 89 X SL 83 2-1 ① P5		X SI 89 0-0 ② G5-3			C SI 87 F CH 78 B FF 87 F SI 87 X CH 82 1-2 HR B FF 94 B FF 94 B SI 94 C SI 94 X SI 92 3-1 1-3 2-H 3-H 2B		F CU 80 S CU 80 B FF 89 B CU 78 C FF 92 2-3 ③ K	4 1	1 0	2 0	3 0	0 1	0 0	0 0
8 Lonnie Chisenhall, L (1, 5) OBP: 0.271, SLG: 0.418		C SI 88 F SL 81 B SI 89 X FS 83 1-2 1B		C SI 87 C SI 88 X SI 88 0-2 ③ P5			B SI 81 B SL 81 B SI 88 X SI 87 2-1 E3 12 FC1-6 F SI 93 X SL 84 0-1 G4-3			4	0	1	0	0	0	3
16 Jason Donald, R (1, 6) OBP: 0.313, SLG: 0.374		C SL 82 F SI 88 C SI 88 0-3 ② K			X FF 86 0-0 ① F8		X SI 86 0-0 ① F9	C SI 91 B SI 91 F SI 91 B SI 91 B SL 83 B SI 91 4-2 12 1B BB		3	0	0	0	1	1	2
12 Ezequiel Carrera, L (1, 8) OBP: 0.310, SLG: 0.310		X SI 88 0-0 ③ G4-3			C SI 86 B SL 80 S SL 80 B SI 88 B SI 87 X SI 87 3-2 ② G4-3		B FF 88 C SI 89 F CH 80 X SI 88 1-2 ② FC1-6 6 1B 22 BB 1-2f	X SI 90 0-0 1-2 1B		4	1	1	0	0	0	2
6 Lou Marson, R (1, 2) OBP: 0.313, SLG: 0.313			X SI 87 0-0 22 G3 1 G4-3 1B		B SI 87 B SI 88 X SI 86 2-0 ③ G5-3		1 SAFE C SI 89 X SI 88 0-1 22 BB 1 BB 41 BB 1-3 1B	B SI 90 B SI 90 S SI 88 L SI 90 B SI 91 S SI 91 3-3 ① K		4	1	2	0	0	1	2
Inning Stats	R: 0 E: 1 K: 3 S: 11 H: 0 LOB: 1 BB: 0 P: 17	R: 0 E: 0 K: 1 S: 9 H: 1 LOB: 1 BB: 0 P: 12	R: 0 E: 0 K: 0 S: 8 H: 1 LOB: 1 BB: 0 P: 12	R: 0 E: 0 K: 1 S: 8 H: 0 LOB: 0 BB: 0 P: 10	R: 0 E: 0 K: 0 S: 5 H: 0 LOB: 0 BB: 0 P: 10	R: 0 E: 0 K: 1 S: 13 H: 1 LOB: 1 BB: 0 P: 20	R: 6 E: 1 K: 0 S: 29 H: 4 LOB: 3 BB: 3 P: 48	R: 0 E: 0 K: 3 S: 13 H: 1 LOB: 2 BB: 1 P: 24	R: 0 E: 0 K: 1 S: 8 H: 0 LOB: 0 BB: 0 P: 10	1B: 6 2B: 1 3B: 0 HR: 1 SF: 0 SAC: 0 DP: 0 HBP: 0						

AB	37
R	6
H	8
RBI	6
BB	4
SO	10
LOB	21

WP: 0 PB: 0 SB: 2 CS: 0 PA: 41

PITCHER		IP	WLS	BF	H	R	ER	SO	BB	IBB	HBP	BLK	WP	HR	S	P	ERA	WHIP
48 Carl Pavano, R ERA: 4.4	(1, 1)	6.2	L	28	5	4	3	6	1	0	0	0	0	1	70	105	4.05	0.900
50 Jose Mijares, L ERA: 4.4	(7, 1)	0.0		1	0	0	0	0	1	0	0	0	0	0	4	8	∞	∞
31 Alex Burnett, R ERA: 5.44	(7, 1)	0.0	B	1	0	0	0	0	1	0	0	0	0	0	4	8	∞	∞
15 Glen Perkins, L ERA: 2.65	(7, 1)	0.1		3	2	2	0	0	0	0	0	0	0	0	5	8	0.00	6.000
54 Phil Dumatrait, L ERA: 4.03	(8, 1)	1.0		5	1	0	0	3	1	0	0	0	0	0	13	24	0.00	2.000

PITCHER		IP	WLS	BF	H	R	ER	SO	BB	IBB	HBP	BLK	WP	HR	S	P	ERA	WHIP
36 Joe Nathan, R ERA: 4.75	(9, 1)	1.0		3	0	0	0	1	0	0	0	0	0	0	8	10	0.00	0.000

BOTTOM

Cleveland Indians @ Minnesota Twins

Target Field, Minneapolis, MN

Sun Sep 18 2011, 1:14 PM - 4:31 PM CDT

Att. 37,012 - Drizzle - 57 F

Batter	1	2	3	4	5	6	7	8	9	AB	R	H	RBI	BB	SO	LOB
11 Ben Revere, L (1, 8) OBP: 0.302, SLG: 0.288	B FF 91 C FF 93 X FF 93 1-1 ① G5-3		C FF 89 X FF 92 0-1 1B		C SL 78 X SI 90 0-1 ① G3		C SL 79 X FF 90 0-1 ① G1-3	C FF 92 B SL 80 B SL 79 B FF 92 B FF 92 4-1 1-2 2-3 3-H BB		4	0	1	1	1	0	0
24 Trevor Plouffe, R (1, 6) OBP: 0.294, SLG: 0.369	B SI 89 S SI 90 F SI 89 F FF 95 S SI 92 1-3 ② K		F FF 90 B FF 90 F SI 89 F SI 91 C SL 80 1-3 ① K		B SI 90 B SI 88 B SL 78 B FF 90 4-0 5 G4-6-3 BB		B SI 89 C SI 88 S SL 80 B SL 80 F FF 90 X SI 90 2-2 ② G1-3	B FF 93 F FF 92 X FF 91 1-1 ③ P4		4	0	0	0	1	2	4
5 Michael Cuddyer, R (1, 10) OBP: 0.347, SLG: 0.455	B SI 92 F SI 91 X FF 92 1-1 E6 27 S		1 SAFE F FF 89 F SL 82 F SL 82 S FF 93 0-3 ② K		D SI 89 B SI 87 C FF 92 C FF 89 X FF 91 2-2 ② ③ G4-6-3 1-2f		C SI 89 X SI 89 0-1 ③ G1-3		B FF 94 C FF 93 X FF 94 1-1 ① P4	5	0	0	0	0	1	2
27 Chris Parmelee, L (1, 3) OBP: 0.447, SLG: 0.515	C FF 89 F FF 93 B FF 94 F FF 93 B SI 91 F FF 94 B FF 93 X SI 91 3-2 ③ L6 1-2		X FF 91 0-0 ③ F8			C SL 77 B SL 81 F FF 91 F FF 94 F SL 83 F SL 82 X FF 93 1-2 E6 38 FC5-4		C SL 79 B SL 81 B FF 91 C FF 90 X FF 90 2-2 26 1B 22 BB 2B	F SI 94 C FF 93 X FF 93 0-2 38 FC6-4 1B	5	1	2	0	0	0	2
38 Luke Hughes, R (1, 5) OBP: 0.296, SLG: 0.351		B SI 90 C SL 78 B SL 80 B SI 91 X FF 90 3-1 26 1B 63 G5-3 1B		C FF 89 X SI 91 0-1 63 FC6-4 18 E 26 1B 1B		C FF 90 X FF 92 0-1 ① FC5-4 26 PB 1-2f 26 1B		S FF 90 S CH 79 F CH 80 S CH 80 0-3 ① K	C FF 93 C SL 82 X SL 83 0-2 ② FC6-4 1-2f	5	3	2	0	0	1	3
26 Brian Dinkelman, L (1, 4) OBP: 0.419, SLG: 0.375 (7, 9)		B SI 89 S SI 90 F SI 90 B SI 92 X SI 90 2-2 63 G5-3 1-3 1B		B FF 90 X SI 88 1-0 63 FC6-4 1-2 1B		B SL 77 C SI 91 F SL 82 B FF 95 F SL 82 F FF 93 F FF 94 X SI 92 2-2 18 HBP 63 1B 2-H 1B		C SL 80 S SL 80 X SL 80 0-2 22 BB 20 HBP 11 BB 2-3 1B	B FF 92 F FF 92 1 SAFE F FF 92 S FF 93 1-3 ③ K	5	1	4	1	0	1	1
63 Joe Benson, R (1, 7) OBP: 0.289, SLG: 0.459		C SI 90 X SI 90 0-1 ① G5-3 1-2 3-H		L SI 88 X SI 90 0-1 ① FC6-4 18 S 18 FC5-2 1-2f 2-3		B SI 89 X SI 90 1-0 18 HBP 1-2 1B		C FF 91 B FF 91 S FF 91 B FF 92 B FF 92 S FF 92 3-3 ② K		4	0	1	1	0	1	5
18 Jason Repko, R (1, 9) OBP: 0.270, SLG: 0.286 20 Matt Tolbert, S (6, PR) OBP: 0.248, SLG: 0.269 (7, 4)		B SI 90 X SL 81 1-0 ② P5		S SI 90 F FF 92 B FF 92 B SL 84 X FF 90 2-2 ② FC5-2 1-H 3-H		H SI 88 1-0 41 G6-4-3 1-2 2-3 HBP		C SL 80 H FF 91 1-1 11 BB 22 BB 1-2 HBP		2 0	0 0	0 0	0 0	0 0	0 0	2 0
41 Drew Butera, R (1, 2) OBP: 0.191, SLG: 0.224 22 Danny Valencia, R (8, PH) OBP: 0.299, SLG: 0.396 32 René Rivera, R (9, 2) OBP: 0.196, SLG: 0.211		F FF 93 B FF 93 F FF 91 B FF 95 X SI 93 2-2 ③ G6-3		F SI 88 B FF 92 B SI 90 B SI 90 X FF 89 3-1 ③ P5		C FF 90 F SI 89 X SI 90 0-2 ② ③ G6-4-3 1-2f		B FF 92 B FF 92 B FF 93 B FF 93 4-0 11 BB 1-2 2-3 3-H BB		3 0 0	0 0 0	0 0 0	0 1 0	0 1 0	0 0 0	5 0 0
Inning Stats	R: 0 E: 1 K: 1 S: 13 H: 0 LOB: 1 BB: 0 P: 19	R: 1 E: 0 K: 0 S: 11 H: 2 LOB: 1 BB: 0 P: 19	R: 0 E: 0 K: 2 S: 11 H: 1 LOB: 1 BB: 0 P: 12	R: 1 E: 0 K: 0 S: 10 H: 2 LOB: 1 BB: 0 P: 16	R: 0 E: 0 K: 0 S: 5 H: 0 LOB: 0 BB: 1 P: 11	R: 1 E: 2 K: 0 S: 18 H: 2 LOB: 3 BB: 0 P: 23	R: 0 E: 0 K: 0 S: 8 H: 0 LOB: 0 BB: 0 P: 10	R: 2 E: 0 K: 2 S: 17 H: 2 LOB: 3 BB: 2 P: 32	R: 0 E: 0 K: 1 S: 11 H: 1 LOB: 1 BB: 0 P: 13	1B: 9 2B: 1 3B: 0 HR: 0 SF: 0 SAC: 0 DP: 2 HBP: 2						

livebaseballscorecards.com

AB	37
R	5
H	10
RBI	4
BB	3
SO	6
LOB	24

PITCHER		IP	WLS	BF	H	R	ER	SO	BB	IBB	HBP	BLK	WP	HR	S	P	ERA	WHIP
63 Justin Masterson, R ERA: 3.15	(1, 1)	6.0	W	27	7	3	1	3	1	0	1	0	0	0	68	100	1.50	1.333
38 Joe Smith, R ERA: 1.88	(7, 1)	1.0	H	3	0	0	0	0	0	0	0	0	0	0	8	10	0.00	0.000
49 Tony Sipp, L ERA: 2.83	(8, 1)	0.1	H	3	2	2	2	1	0	0	0	0	0	0	10	12	54.00	6.000
52 Vinnie Pestano, R ERA: 2.33	(8, 1)	0.2	H	5	0	0	0	1	2	0	1	0	0	0	7	20	0.00	3.000
54 Chris Perez, R ERA: 3.49	(9, 1)	1.0	S	4	1	0	0	1	0	0	0	0	0	0	11	13	0.00	1.000

PITCHER	IP	WLS	BF	H	R	ER	SO	BB	IBB	HBP	BLK	WP	HR	S	P	ERA	WHIP

Seattle Mariners @ Cleveland Indians

Progressive Field, Cleveland, OH

Mon Sep 19 2011, 4:07 PM - 6:32 PM EDT

Att. 15,354 - Overcast - 64 F

TOP

livebaseballscorecards.com

Batter	1	2	3	4	5	6	7	8	9	AB	R	H	RBI	BB	SO	LOB
51 Ichiro Suzuki, L (1, 9) OBP: 0.313, SLG: 0.336	C FF 92 X CU 78 0-1 20 FC4-6 1B	X FF 90 0-0 ③ P5	B FF 88 F SI 91 F FF 89 F FF 89 X FF 88 1-2 20 HR 1-3 3-H 2B		B CH 83 F SI 91 B FF 90 S CH 82 F FC 89 F CU 76 C SI 90 2-3 ② K		B FF 93 B SL 81 C FF 92 F FF 92 X FF 93 2-2 ③ G5-3			5	1	2	1	0	1	1
1 Luis Antonio Rodriguez, S (1, 6) OBP: 0.306, SLG: 0.352	C FF 92 F FF 90 B CU 79 F FF 92 B CH 82 B FF 92 X FF 92 3-2 ① F7		B FF 88 X FF 88 E5 20 2B B FC 88 F SI 90 B CH 80 B SI 92 4-1 20 HR BB		X CH 82 0-0 ③ F7					3	2	0	0	1	0	1
20 Mike Carp, L (1, 3) OBP: 0.335, SLG: 0.474	C FF 92 C FF 91 X SL 81 0-2 ② FC4-6 1-2f		B FF 88 B FF 89 X SI 89 2-0 1-H 15 1B 2B B SI 91 F FC 89 X FC 89 1-1 1-H 2-H 3-H HR			B SI 94 S SI 94 F SI 95 B SL 87 B SI 95 C SI 94 3-3 ① K				4	2	2	5	0	1	1
30 Miguel Olivo, R (1, 2) OBP: 0.253, SLG: 0.380	C FF 91 C FF 91 B FF 91 F SI 90 F CH 81 S FF 92 1-3 ③ K		X CH 78 0-0 ① F7 B FF 91 B FF 92 B CU 78 S FC 88 T FC 89 2-2 ③ K			F FF 95 X SI 96 0-1 15 1B 29 1B 1B				4	1	1	0	0	2	2
15 Kyle Seager, L (1, 4) OBP: 0.314, SLG: 0.368		C SI 91 B CU 79 B FF 90 C CH 79 F FF 92 X SI 91 2-2 ① L6	B CH 79 F SI 90 B FF 89 X FF 91 2-1 16 1B 29 BB 12 1B 2-H 1B	B CU 76 X SI 89 1-0 ① P5		F FF 94 X SI 89 1-1 29 1B 1-2 1B				4	1	2	1	0	0	0
29 Wily Mo Peña, R (1, 10) OBP: 0.275, SLG: 0.461		C FF 91 B SI 91 B FF 91 B FF 92 S CH 80 B CH 80 4-2 16 HR BB	B CH 81 F FF 90 F FF 90 F CU 76 B FF 91 B FF 91 F FF 90 F CH 81 F FF 91 4-2 B CH 80 16 1B 12 1B 1-2 BB	B SI 89 B CU 76 B SI 90 B FF 90 4-0 16 FC6-4 BB		C FF 95 C SI 94 B SL 86 X SI 95 1-2 16 G6-4-3 1-3 2-H 1B				1	2	1	1	3	0	0
16 Alex Liddi, R (1, 5) OBP: 0.235, SLG: 0.438		C FF 90 S FF 91 B FF 90 X CU 77 1-2 1-H HR	F FF 91 B FF 91 B FF 90 X FF 90 2-1 5 F9 12 1B 51 2B 1-2 2-3 1B	C FC 87 C FC 88 B CU 77 X SI 90 1-2 ② FC6-4 1-2f		B SI 94 B SI 95 F SI 94 X FF 94 2-1 ② ③ G6-4-3 1-2f				4	2	2	2	0	0	3
12 Trayvon Robinson, S (1, 8) OBP: 0.279, SLG: 0.395		X FF 91 0-0 ② B5-3	B FF 91 F FF 91 S CH 81 X CU 77 1-2 51 2B 20 HR 1-2 2-H 3-H 1B	B FC 87 S SI 90 X SI 90 1-1 ③ G4-3			F FF 93 B FF 93 S CH 83 S FF 92 1-3 ① K			4	1	1	2	0	1	1
5 Chris Gimenez, R (1, 7) OBP: 0.281, SLG: 0.170		F FF 91 C FF 90 F FF 92 B SL 82 B FF 92 B FF 92 F FF 92 B FF 92 4-2 BB	C FF 89 B FF 90 X FF 90 1-1 ② F9 2-3		S FC 86 F SI 88 F SI 89 B FC 87 X FF 89 1-2 ① G5-3		B FF 92 B CH 82 F FF 92 X FF 92 2-1 ② F9			3	0	0	0	1	0	2
Inning Stats	R: 0 E: 0 K: 1 S: 14 H: 1 LOB: 1 BB: 0 P: 18	R: 2 E: 0 K: 0 S: 15 H: 1 LOB: 1 BB: 2 P: 26	R: 9 E: 1 K: 1 S: 28 H: 6 LOB: 0 BB: 2 P: 49	R: 0 E: 0 K: 0 S: 6 H: 0 LOB: 1 BB: 1 P: 13	R: 0 E: 0 K: 1 S: 10 H: 0 LOB: 0 BB: 0 P: 13	R: 1 E: 0 K: 1 S: 12 H: 3 LOB: 1 BB: 0 P: 19	R: 0 E: 0 K: 1 S: 8 H: 0 LOB: 0 BB: 0 P: 13			1B: 7 2B: 2 3B: 0 HR: 2 SF: 0 SAC: 0 DP: 1 HBP: 0						

	AB	32
	R	12
	H	11
	RBI	12
	BB	5
	SO	5
	LOB	11

WP: 0 PA: 37
PB: 0
SB: 0
CS: 0

PITCHER		IP	WLS	BF	H	R	ER	SO	BB	IBB	HBP	BLK	WP	HR	S	P	ERA	WHIP
31 David Huff, L ERA: 4.2	(1, 1)	2.2	L	19	7	9	7	1	3	0	0	0	0	1	51	80	23.62	3.750
37 Chad Durbin, R ERA: 5.0	(3, 1)	2.1		10	1	2	0	2	2	0	0	0	0	1	22	39	0.00	1.286
56 Frank Herrmann, R ERA: 5.47	(6, 1)	1.0		5	3	1	1	1	0	0	0	0	0	0	12	19	9.00	3.000
50 Nick Hagadone, L ERA: 6.75	(7, 1)	1.0		3	0	0	0	1	0	0	0	0	0	0	8	13	0.00	0.000

PITCHER	IP	WLS	BF	H	R	ER	SO	BB	IBB	HBP	BLK	WP	HR	S	P	ERA	WHIP

Seattle Mariners @ Cleveland Indians

Progressive Field, Cleveland, OH

Mon Sep 19 2011, 4:07 PM - 6:32 PM EDT

Att. 15,354 - Overcast - 64 F

livebaseballscorecards.com

BOTTOM

Batter	1	2	3	4	5	6	7	8	9	AB	R	H	RBI	BB	SO	LOB
1 Kosuke Fukudome, L (1, 9) OBP: 0.347, SLG: 0.368	C SI 88 C CU 76 B FF 90 S CU 78 1-3 ① K	B CU 75 B SI 90 X SI 88 2-0 ① L4		C FF 91 C FF 91 B SL 79 F CU 78 S CU 78 1-3 ③ K		C FF 94 B FS 83 X FS 81 1-1 ③ G4-3				4	0	0	0	0	2	0
16 Jason Donald, R (1, 4) OBP: 0.328, SLG: 0.387	C FF 90 X SI 90 0-1 13 HR 1B	X SI 89 0-0 13 2B 1B			B SI 90 B SI 90 F FF 88 C FF 89 S CU 79 2-3 ① K2-3		B FF 94 X FF 93 1-0 13 G3-6-3 1B			4	2	3	0	0	1	0
13 Asdrúbal Cabrera, S (1, 6) OBP: 0.333, SLG: 0.458	X SI 89 0-0 1-H HR	F FF 89 F SI 90 F CU 76 1 SAFE B CH 77 1 SAFE X CU 75 1-2 41 CS 1-H 2B			F SI 90 X CU 78 0-1 41 2B 48 1B 1B		C FF 92 B FS 81 F FS 82 X FF 94 1-2 ① ② G3-6-3 1-2f			4	2	3	3	0	0	1
41 Carlos Santana, S (1, 3) OBP: 0.352, SLG: 0.461	C CH 80 X 0-1 HR	B CH 80 C CH 80 B CU 76 2 SAFE B CH 81 F SI 90 C CH 80 3-3 ② ③ K 2-3			B CU 74 C CH 79 C FF 90 D CU 79 F CH 78 X FF 90 2-2 48 1B 1-3 2B		B FF 94 F FF 95 B FF 94 C FS 82 S FS 82 2-3 ③ K			4	2	2	1	0	2	1
48 Travis Hafner, L (1, 10) OBP: 0.359, SLG: 0.433	C CU 77 B CU 77 C SI 91 X CU 78 1-2 ② F9		B FF 88 B FF 90 C SI 88 B SI 89 F SI 88 X CU 76 3-2 ① P4		D SI 90 C SI 90 X CU 77 1-1 2-H 3-H 1B					3	0	1	2	0	0	0
47 Shelley Duncan, R (1, 7) OBP: 0.335, SLG: 0.500	B CH 80 B CH 80 B SI 90 C CH 80 B CH 81 4-1 8 1B 24 1B BB		B FF 90 S SI 90 B CU 77 F FF 90 C CU 77 2-3 ② K		B FF 90 X FF 89 1-0 ② F8					2	0	0	0	1	1	1
24 Grady Sizemore, L (1, 8) OBP: 0.286, SLG: 0.427 4 Trevor Crowe, S (7, 8) OBP: 0.348, SLG: 0.300	B FF 90 X SI 90 1-0 8 1B 1-2 1B		B CH 78 F FF 91 S CU 78 B SI 91 S CU 78 2-3 ③ K		C CU 78 X CH 77 0-1 ③ G4-3					3 0	0 0	1 0	0 0	0 0	1 0	1 0
8 Lonnie Chisenhall, L (1, 5) OBP: 0.272, SLG: 0.417	B SI 90 B SI 90 C SI 89 S SI 90 X CU 77 2-2 1-2 2-3 1B			B CU 75 C SI 91 B CU 78 B CH 77 C FF 89 F FF 90 S FF 91 3-3 ① K		C FF 94 B FS 81 F FF 94 S FS 82 1-3 ① K				3	0	1	0	0	2	0
6 Lou Marson, R (1, 2) OBP: 0.309, SLG: 0.309	C CH 80 X CU 76 0-1 ③ L9			B CU 76 B FF 91 C SI 90 C FF 90 C FF 91 2-3 ② K		F FF 94 F FF 94 C FS 83 0-3 ② K				3	0	0	0	0	2	3
Inning Stats	R: 3 E: 0 K: 1 S: 18 H: 5 LOB: 3 BB: 1 P: 27	R: 1 E: 0 K: 1 S: 9 H: 2 LOB: 0 BB: 0 P: 15	R: 0 E: 0 K: 2 S: 9 H: 0 LOB: 0 BB: 0 P: 16	R: 0 E: 0 K: 3 S: 11 H: 0 LOB: 0 BB: 0 P: 17	R: 2 E: 0 K: 1 S: 14 H: 3 LOB: 1 BB: 0 P: 20	R: 0 E: 0 K: 2 S: 8 H: 0 LOB: 0 BB: 0 P: 10	R: 0 E: 0 K: 1 S: 7 H: 1 LOB: 0 BB: 0 P: 11			1B: 7 2B: 2 3B: 0 HR: 2 SF: 0 SAC: 0 DP: 1 HBP: 0				WP: 0 PB: 0 SB: 0 CS: 1 PA: 31		

	AB	30
	R	6
	H	11
	RBI	6
	BB	1
	SO	11
	LOB	7

PITCHER		IP	WLS	BF	H	R	ER	SO	BB	IBB	HBP	BLK	WP	HR	S	P	ERA	WHIP
41 Charlie Furbush, L ERA: 5.22	(1, 1)	5.0	W	25	10	6	6	8	1	0	0	0	0	2	61	95	10.80	2.200
31 Josh Lueke, R ERA: 7.07	(6, 1)	2.0		6	1	0	0	3	0	0	0	0	0	0	15	21	0.00	0.500

PITCHER	IP	WLS	BF	H	R	ER	SO	BB	IBB	HBP	BLK	WP	HR	S	P	ERA	WHIP

Batter	1	2	3	4	5	6	7	8	9	AB	R	H	RBI	BB	SO	LOB
1 Juan Pierre, L (1, 7) OBP: 0.335, SLG: 0.334	C FF 90 X SI 93 0-1 ① G3-1		B SI 90 B FF 91 C FF 90 F FF 90 X SI 91 2-2 ① G6-3		B SI 90 C FF 91 X CH 85 1-1 ① F9		B SL 81 X FF 91 1-0 ② L6			4	0	0	0	0	0	0
10 Alexei Ramirez, R (1, 6) OBP: 0.330, SLG: 0.401	B SI 92 F SI 92 B SL 85 F SI 90 B CH 85 X SI 91 3-2 ② G4-3		B SI 92 C SL 85 C SL 85 X SL 85 1-2 14 BB 1B		B SL 88 H SI 91 2-0 14 CS HBP		C SI 90 C FF 91 B SI 91 F SL 82 F SI 90 X SI 90 1-2 ③ F9			3	0	1	0	0	0	0
14 Paul Konerko, R (1, 3) OBP: 0.390, SLG: 0.519	C SI 92 F CH 84 B SI 93 B CH 87 B SI 93 S CH 85 3-3 ③ K		S SI 93 B SI 92 B FF 92 B SI 92 B SI 92 4-1 12 L3 1-2 BB		F SI 90 S SL 85 B SI 92 B SI 92 X CH 85 2-2 ②③ G5-3 1-2			C FF 91 B SL 80 S FF 92 S FF 92 1-3 ① K		3	0	0	0	1	2	1
12 A.J. Pierzynski, L (1, 2) OBP: 0.329, SLG: 0.416		B SI 92 B SI 91 X SI 91 2-0 51 1B 44 2B 1B	F SI 92 X CH 86 0-1 ②③ L3 1-1			C CH 85 F CH 86 S CH 85 0-3 ① K		X FF 91 0-0 ② G3		4	1	1	0	0	1	2
51 Alex Rios, R (1, 8) OBP: 0.262, SLG: 0.332		C SI 90 C CH 85 X CH 85 0-2 44 2B 30 1B 1-2 1B		C SL 86 F SI 92 B SI 92 X SI 91 1-2 ① G3		C SL 85 X SI 92 0-1 44 2B 30 G4-3 1B		C FF 92 S FF 92 S FF 93 0-3 ③ K		4	2	2	0	0	1	0
44 Adam Dunn, L (1, 10) OBP: 0.294, SLG: 0.293		X SI 92 0-0 30 1B 1-3 2-H 2B		S SI 93 S SI 86 B SI 86 S CH 86 1-3 ② K		X SI 92 0-0 30 G4-3 1-3 2B			X FF 94 0-0 ① P5	4	0	2	1	0	1	0
30 Alejandro De Aza, L (1, 9) OBP: 0.380, SLG: 0.536		X SI 93 0-0 22 F9-3 2-3 3-H 1B		C FF 93 L SI 87 B CH 86 B CH 86 F SI 92 X SI 92 2-2 E4 15 WP 22 S		B CH 84 S CH 85 F CH 85 B CH 85 X SI 93 2-2 ② G4-3 2-3 3-H			C FF 94 S FF 93 B FF 94 X SL 83 1-2 ② P5	4	0	1	2	0	0	1
22 Brent Morel, R (1, 5) OBP: 0.293, SLG: 0.364		B SI 92 C SI 93 B SL 86 B SI 93 X SI 92 3-1 ①② F9-3 1-1		P PO 86 S SL 86 B SL 86 F SI 92 F SI 93 B SI 92 B SI 91 4-2 15 WP 1-2 BB		B SL 87 F SI 92 X SI 92 1-1 ③ F8			B FF 94 C SL 80 B SL 82 B FF 94 C FF 93 S FF 94 3-3 ③ K	3	0	0	0	1	1	3
15 Gordon Beckham, R (1, 4) OBP: 0.292, SLG: 0.325		F SI 93 X SI 92 0-1 ③ G6-3		C CH 84 B SI 92 B SL 86 X SI 92 2-1 ③ G6-3 1-2 2-3			C SI 89 X SI 90 0-1 ① G1-3			3	0	0	0	0	0	3
Inning Stats	R: 0 E: 0 K: 1 S: 8 H: 0 LOB: 0 BB: 0 P: 14	R: 2 E: 0 K: 0 S: 10 H: 4 LOB: 1 BB: 0 P: 15	R: 0 E: 0 K: 0 S: 9 H: 1 LOB: 1 BB: 1 P: 16	R: 0 E: 1 K: 1 S: 16 H: 0 LOB: 2 BB: 1 P: 25	R: 0 E: 0 K: 0 S: 5 H: 0 LOB: 0 BB: 0 P: 10	R: 1 E: 0 K: 1 S: 11 H: 2 LOB: 1 BB: 0 P: 14	R: 0 E: 0 K: 0 S: 8 H: 0 LOB: 0 BB: 0 P: 10	R: 0 E: 0 K: 2 S: 7 H: 0 LOB: 0 BB: 0 P: 8	R: 0 E: 0 K: 1 S: 7 H: 0 LOB: 0 BB: 0 P: 11	1B: 5 2B: 4 3B: 0 HR: 0 SF: 0 SAC: 0 DP: 2 HBP: 1						

PITCHER		IP	WLS	BF	H	R	ER	SO	BB	IBB	HBP	BLK	WP	HR	S	P	ERA	WHIP
55 Roberto Hernandez, R ERA: 5.23	(1, 1)	6.0	W	26	7	3	3	3	2	0	1	0	1	0	59	94	4.50	1.500
38 Joe Smith, R ERA: 1.85	(7, 1)	1.0	H	3	0	0	0	0	0	0	0	0	0	0	8	10	0.00	0.000
52 Vinnie Pestano, R ERA: 2.29	(8, 1)	1.0	H	3	0	0	0	2	0	0	0	0	0	0	7	8	0.00	0.000
54 Chris Perez, R ERA: 3.43	(9, 1)	1.0	S	3	0	0	0	1	0	0	0	0	0	0	7	11	0.00	0.000

PITCHER	IP	WLS	BF	H	R	ER	SO	BB	IBB	HBP	BLK	WP	HR	S	P	ERA	WHIP

TOP

Chicago White Sox @ Cleveland Indians

Progressive Field, Cleveland, OH

Tue Sep 20 2011, 1:06 PM - 3:25 PM EDT

Att. 28,603 - Partly Cloudy - 71 F

livebaseballscorecards.com

AB	32
R	3
H	7
RBI	3
BB	2
SO	6
LOB	10

WP: 1 PB: 0 SB: 1 CS: 1 PA: 35

BOTTOM

Chicago White Sox @ Cleveland Indians

Progressive Field, Cleveland, OH

Tue Sep 20 2011, 1:06 PM - 3:25 PM EDT

Att. 28,603 - Partly Cloudy - 71 F

livebaseballscorecards.com

Batter	1	2	3	4	5	6	7	8	9	AB	R	H	RBI	BB	SO	LOB
1 Kosuke Fukudome, L (1, 9) OBP: 0.346, SLG: 0.373	X FF 90 0-0 ① G4-3		C FF 92 C CH 87 B FC 86 X FF 91 1-2 ② P6		F FF 90 B CU 78 B FF 90 X FC 85 2-1 HR		1 SAFE C SL 81 1 SAFE C SI 91 B SL 84 X SL 83 1-2 ③ F7 1-2			4	1	1	1	0	0	1
22 Jason Kipnis, L (1, 4) OBP: 0.351, SLG: 0.562	B FF 89 B FF 90 C FF 91 X FF 89 2-1 13 S 48 HR 1B		F SI 90 B CU 79 B CU 78 X FC 84 2-1 ③ G4-3		F CH 86 B FF 91 B SI 91 F FF 90 B CU 77 X FF 91 3-2 2B			B SL 83 F FF 89 B SL 81 F FF 90 F FF 90 X SL 81 2-2 ① G6-3		4	1	2	0	0	0	0
13 Asdrúbal Cabrera, S (1, 6) OBP: 0.333, SLG: 0.462 16 Jason Donald, R (9, 6) OBP: 0.328, SLG: 0.387	C SI 88 F FC 85 F CU 79 S FF 91 0-3 ② K 1-2			F FC 84 F CU 77 F CU 78 F FF 90 X FC 85 0-2 HR	B FF 90 X FF 90 1-0 ③ G3-1			S SL 81 X SI 89 0-1 ② B1-3		4 0	1 0	1 0	1 0	0 0	1 0	2 0
48 Travis Hafner, L (1, 10) OBP: 0.360, SLG: 0.444	B FF 92 B FC 84 C FC 85 X CU 78 2-1 2-H HR			C FF 91 X FF 92 0-1 1B		B CU 76 X SI 91 1-0 ① G4-3		B SL 82 B FF 90 X FF 90 2-0 ③ G4-3		4	1	2	2	0	0	0
41 Carlos Santana, S (1, 3) OBP: 0.350, SLG: 0.459	C FF 90 B CH 86 X FF 90 1-1 ③ F9			S FC 85 B SI 91 X SI 91 1-1 ① F7		B SI 91 F SI 91 C FC 85 B CU 79 F FC 84 X FF 91 2-2 ② G4-3				3	0	0	0	0	0	1
47 Shelley Duncan, R (1, 7) OBP: 0.330, SLG: 0.492 12 Ezequiel Carrera, L (7, 8) OBP: 0.310, SLG: 0.310		C SI 89 F SI 90 S CU 79 0-3 ① K		B FC 86 B FC 85 X SI 91 2-0 ② P5		C FF 92 B CU 80 B FC 84 C FC 85 X CU 79 2-2 ③ P6				3 0	0 0	0 0	0 0	0 0	1 0	1 0
8 Lonnie Chisenhall, L (1, 5) OBP: 0.268, SLG: 0.411 9 Jack Hannahan, L (8, 5) OBP: 0.330, SLG: 0.388		C FF 90 F SI 89 X FF 90 0-2 ② G5-3		C FF 91 S CU 80 S CU 80 0-3 ③ K			C FC 87 F FF 90 S CU 78 0-3 ① K2-3			3 0	0 0	0 0	0 0	0 0	2 0	1 0
4 Trevor Crowe, S (1, 8) OBP: 0.346, SLG: 0.304 (7, 7)		C SI 91 F FF 91 B FC 86 B CH 86 B CH 85 X FC 84 3-2 ③ G3			X FC 83 0-0 ① F8		X FF 91 0-0 1 S 1B			3	0	1	0	0	0	0
6 Lou Marson, R (1, 2) OBP: 0.305, SLG: 0.305			B FC 82 F FF 89 B FC 84 F FF 90 F FF 90 S FC 85 2-3 ① K		C FF 91 S FF 91 B FF 90 S CU 80 1-3 ② K		P PO 86 B FC 82 C FF 89 1 SAFE 1 SAFE S FF 89 1 SAFE S FC 84 2-3 ② K			3	0	0	0	0	3	1
Inning Stats	R: 2 E: 0 K: 1 S: 11 H: 2 LOB: 0 BB: 0 P: 16	R: 0 E: 0 K: 1 S: 9 H: 0 LOB: 0 BB: 0 P: 12	R: 0 E: 0 K: 1 S: 9 H: 0 LOB: 0 BB: 0 P: 14	R: 1 E: 0 K: 1 S: 13 H: 2 LOB: 1 BB: 0 P: 16	R: 1 E: 0 K: 1 S: 10 H: 2 LOB: 1 BB: 0 P: 17	R: 0 E: 0 K: 0 S: 8 H: 0 LOB: 0 BB: 0 P: 13	R: 0 E: 0 K: 2 S: 11 H: 1 LOB: 1 BB: 0 P: 13	R: 0 E: 0 K: 0 S: 7 H: 0 LOB: 0 BB: 0 P: 11		1B: 3 2B: 1 3B: 0 HR: 3 SF: 0 SAC: 0 DP: 0 HBP: 0						

	AB	31
	R	4
	H	7
	RBI	4
	BB	0
	SO	7
	LOB	7

WP: 0 PA: 31
PB: 0
SB: 2
CS: 0

PITCHER		IP	WLS	BF	H	R	ER	SO	BB	IBB	HBP	BLK	WP	HR	S	P	ERA	WHIP
34 Gavin Floyd, R ERA: 4.46	(1, 1)	6.2	L	27	7	4	4	7	0	0	0	0	0	3	68	97	5.40	1.050
77 Will Ohman, L ERA: 4.56	(7, 1)	1.1		4	0	0	0	0	0	0	0	0	0	0	10	15	0.00	0.000

PITCHER	IP	WLS	BF	H	R	ER	SO	BB	IBB	HBP	BLK	WP	HR	S	P	ERA	WHIP

Chicago White Sox @ Cleveland Indians

Progressive Field, Cleveland, OH

Tue Sep 20 2011, 7:08 PM - 10:21 PM EDT

Att. 19,582 - Clear - 68 F

TOP

livebaseballscorecards.com

Batter	1	2	3	4	5	6	7	8	9	AB	R	H	RBI	BB	SO	LOB
1 Juan Pierre, L (1, 7) OBP: 0.335, SLG: 0.334	C FF 90 F SL 86 B FF 93 F SL 85 F FF 92 X CU 81 / 1-2 10 CS 1B		B FF 92 B CH 81 X FF 92 / 2-0 ③ G3		B FF 92 X FF 92 / 1-0 ③ P5		L FF 94 X FF 94 / 0-1 ① G4-3 2-3 3-H		X FF 90 / 0-0 ① SH1-3 1-2	4	0	1	1	0	0	4
10 Alexei Ramirez, R (1, 6) OBP: 0.332, SLG: 0.401	1 SAFE C FF 90 B FF 89 S SL 84 X CU 80 / 1-2 ①② G5-3 1-2			F SL 84 F FF 92 F FF 93 B SL 86 X FF 91 / 1-2 ① L6		B FF 90 B SL 85 B FF 90 B FF 88 / 4-0 24 FC6-4 44 BB 30 2B BB	C SL 84 F FF 94 F FS 85 X FS 86 / 0-2 44 BB 14 HBP 3-H 1B		C SL 80 C SL 80 B FF 91 H FF 89 / 2-2 14 G6-4-3 HBP	3	1	1	1	1	0	1
14 Paul Konerko, R (1, 3) OBP: 0.389, SLG: 0.515	S SL 85 C FF 92 B FF 94 C FF 95 / 1-3 ③ K			C CU 77 B FF 93 B SL 86 C SL 84 X FF 92 / 2-2 ② G6-3		B SL 85 X FF 91 / 1-0 ① P3	H SI 92 / 1-0 44 BB 1-2 HBP		B SL 84 S SL 82 B SL 83 X SL 83 / 2-1 ②③ G6-4-3 1-2f	4	0	0	0	0	1	3
44 Adam Dunn, L (1, 10) OBP: 0.296, SLG: 0.291		B SL 84 S FF 92 X FF 92 / 1-1 ① G3		F SL 86 F SL 85 B FF 92 B CH 82 F FF 92 B SL 87 S FF 93 / 3-3 ③ K		D SL 85 B FF 88 B FF 85 B FF 88 / 4-0 24 FC6-4 1-2 BB	B FF 92 B FF 92 B FF 91 B FF 92 / 4-0 24 G6-4-3 1-2 2-3 BB			2	0	0	0	2	1	0
24 Dayan Viciedo, R (1, 9) OBP: 0.353, SLG: 0.342 51 Alex Rios, R (8, 8) OBP: 0.262, SLG: 0.332		B FF 92 C SL 86 S FF 93 F CU 80 B FF 93 X SL 87 / 2-2 ② L9			B FF 90 X SL 85 / 1-0 ① F9	B FF 85 C FF 85 X FF 88 / 1-1 ② FC6-4 30 2B 1-2f 2-3	C FF 92 F CH 84 B FF 93 B SL 82 F FF 93 X FF 94 / 2-2 ②③ G6-4-3 1-2f			4 0	1 0	0 0	0 0	0 0	0 0	5 0
30 Alejandro De Aza, L (1, 8) (8, 9) OBP: 0.383, SLG: 0.543		C FF 92 B CH 82 B CH 82 F FF 92 X CU 80 / 2-2 ③ L6			B FF 91 B FF 91 F FF 91 X FF 92 / 2-1 11 1B 15 2B 1B	D FF 87 X FF 85 / 1-0 1-H 3-H 2B		B FF 91 B FF 92 C FF 93 B FF 92 F FF 92 S FF 94 / 3-3 ① K		4	1	2	2	0	1	0
11 Omar Vizquel, S (1, 5) OBP: 0.287, SLG: 0.305 22 Brent Morel, R (8, 5) OBP: 0.293, SLG: 0.364			X FF 89 / 0-0 17 K 2B		F FF 89 B CH 81 B CH 83 F FF 91 F FF 91 F CU 77 B FF 92 X FF 91 / 3-2 15 2B 1-2 1B	B FF 89 X FF 86 / 1-0 ③ G5-3		S CH 84 F CH 85 C FF 95 / 0-3 ② K		4 0	0 0	2 0	0 0	0 0	1 0	1 0
17 Tyler Flowers, R (1, 2) OBP: 0.310, SLG: 0.365			2 SAFE B FF 91 F SL 85 C FF 92 S FF 93 / 1-3 ①② K 2-3		B SL 84 T FF 91 B FF 92 S FF 92 F FF 93 S FF 92 / 2-3 ② K		S SI 91 X SL 85 / 0-1 15 2B 1 G4-3 1B	S FF 94 X FF 95 / 0-1 ③ F9		4	1	1	0	0	2	3
15 Gordon Beckham, R (1, 4) OBP: 0.297, SLG: 0.335			B FF 92 F SL 86 B FF 90 B FF 92 X FF 92 / 3-1 2B		F SL 86 B FF 92 S FF 94 B CU 82 F FF 94 X CU 80 / 2-2 1-3 2-H 2B		B FF 91 M FF 90 L FS 86 F FS 83 X FF 93 / 1-2 1 G4-3 10 1B 1-3 2B		C FF 89 B FF 91 B SL 80 B FF 90 H FF 89 / 4-1 1 SH1-3 HBP	3	1	3	1	0	0	0
Inning Stats	R: 0 E: 0 K: 1 S: 11 / H: 1 LOB: 0 BB: 0 P: 14	R: 0 E: 0 K: 0 S: 9 / H: 0 LOB: 0 BB: 0 P: 14	R: 0 E: 0 K: 1 S: 7 / H: 2 LOB: 0 BB: 1 P: 13	R: 0 E: 0 K: 1 S: 11 / H: 0 LOB: 0 BB: 0 P: 17	R: 1 E: 0 K: 1 S: 17 / H: 3 LOB: 2 BB: 0 P: 28	R: 2 E: 0 K: 0 S: 5 / H: 1 LOB: 1 BB: 2 P: 17	R: 2 E: 0 K: 0 S: 16 / H: 3 LOB: 2 BB: 1 P: 24	R: 0 E: 0 K: 2 S: 8 / H: 0 LOB: 0 BB: 0 P: 11	R: 0 E: 0 K: 0 S: 6 / H: 0 LOB: 1 BB: 0 P: 14	1B: 5 2B: 5 3B: 0 HR: 0	SF: 0 SAC: 1 DP: 2 HBP: 3						

	AB	32
	R	5
	H	10
	RBI	5
	BB	3
	SO	6
	LOB	17

WP: 0 PB: 0 SB: 0 CS: 1 PA: 39

PITCHER		IP	WLS	BF	H	R	ER	SO	BB	IBB	HBP	BLK	WP	HR	S	P	ERA	WHIP
34 Zach McAllister, R ERA: 8.53	(1, 1)	5.1		21	6	2	2	4	1	0	0	0	0	0	56	92	3.38	1.312
53 Rafael Perez, L ERA: 2.95	(6, 1)	0.2	H	4	1	1	1	0	1	0	0	0	0	0	4	11	13.50	3.000
44 Zach Putnam, R ERA: 10.8	(7, 1)	0.1	L	5	3	2	2	0	0	0	1	0	0	0	12	14	54.00	9.000
50 Nick Hagadone, L ERA: 5.4	(7, 1)	1.2		5	0	0	0	2	1	0	0	0	0	0	12	21	0.00	0.600
45 Josh Judy, R ERA: 5.11	(9, 1)	1.0		4	0	0	0	0	0	0	2	0	0	0	6	14	0.00	0.000

Chicago White Sox @ Cleveland Indians

Progressive Field, Cleveland, OH

Tue Sep 20 2011, 7:08 PM - 10:21 PM EDT

Att. 19,582 - Clear - 68 F

livebaseballscorecards.com

BOTTOM

Batter	1	2	3	4	5	6	7	8	9	AB	R	H	RBI	BB	SO	LOB
12 Ezequiel Carrera, L (1, 9) OBP: 0.309, SLG: 0.308 (7, 7) 4 Trevor Crowe, S (9, PH) OBP: 0.333, SLG: 0.292	B FF 90 C FF 88 B FF 88 F FF 87 F CH 83 B SL 81 X FF 88 3-2 ① F9		C SL 81 C CU 76 B SI 90 F SL 80 B FF 90 X CH 83 2-2 ③ F7		X SI 87 0-0 41 G3-6-1 16 1B 1B	1 SAFE F FF 94 1 SAFE S FF 95 F SL 80 X FF 96 0-2 ③ P2 1-2			C SI 96 B CH 86 B SI 97 F SI 95 S SI 97 2-3 ① K	4 1	0 0	1 0	0 0	0 0	0 1	1 0
16 Jason Donald, R (1, 6) OBP: 0.347, SLG: 0.405	S SL 83 F FF 91 B FF 88 B SL 80 B SL 82 X FF 89 3-2 41 BB 1B			C FF 89 C SL 81 B FF 89 X SL 81 1-2 41 25 1B 1B	B SI 86 X SI 88 1-0 41 G3-6-1 1-2 1B		C FF 93 F FF 94 X FF 95 0-2 ① G6-3		C SL 81 X CH 88 0-1 41 G6-4-3 1B	5	1	4	0	0	0	0
41 Carlos Santana, S (1, 2) OBP: 0.351, SLG: 0.457	B SI 88 D SL 82 B SL 81 C FF 88 F SI 89 1 SAFE B FF 88 4-2 25 G3-6-1 1-2 BB			1 SAFE P PO 80 C SL 80 F SI 88 F FF 87 1 SAFE 1 SAFE D CU 77 X SL 82 2-2 25 1B 24 SF7 1-2 1B	B SL 80 B SL 82 B FF 88 C SI 89 X SI 88 3-1 ① ② G3-6-1 1-2f 2-3		X FF 96 0-0 ② L3		C SI 96 F SI 97 B SI 96 X SL 81 1-2 ② ③ G6-4-3 1-2f	4	1	1	0	1	0	3
25 Jim Thome, L (1, 10) OBP: 0.352, SLG: 0.459 46 Cord Phelps, S (7, PR) OBP: 0.236, SLG: 0.234 (8, 10)	B SL 82 X FF 88 1-0 ② ③ G3-6-1 1-2f			B SL 81 B FF 88 C FF 89 B CH 83 S SL 81 X FF 88 3-2 47 BB 7 2B 1-3 2-H 1B	I I IN 55 I 4-0 47 BB IBB		B FF 96 F FF 94 C FF 95 B SL 81 B FF 96 B FF 95 4-2 BB			2	1	1	1	2	0	2
47 Shelley Duncan, R (1, 7) OBP: 0.335, SLG: 0.490 1 Kosuke Fukudome, L (7, 9) OBP: 0.346, SLG: 0.372		C FF 89 S SL 82 F FF 88 B SL 83 F CU 76 F SL 82 B CH 82 F FF 91 F SI 89 2-3 ① S SL 82 K		B SL 80 B SL 80 S SL 82 B CU 76 B FF 90 4-1 7 2B 9 SF8 1-2 BB	B FF 90 D SL 81 B SI 89 B FF 89 4-0 1-2 BB		F SI 95 F FF 95 F FF 94 D SL 81 S FF 95 1-3 ③ K			1	1	0	0	2	1	0
24 Grady Sizemore, L (1, 8) OBP: 0.285, SLG: 0.424		C SL 83 C CU 77 F SI 91 B CU 76 S SL 83 1-3 ② K		F SI 90 X SL 81 0-1 ① SF7 3-H	B SI 91 C SL 85 F CU 79 X CU 82 1-2 ③ P6			F SI 94 C FF 94 B FF 95 F FF 95 B FF 96 B FF 95 F FF 96 B FF 97 4-2 BB		1	0	0	1	0	1	1
7 Matt LaPorta, R (1, 3) OBP: 0.290, SLG: 0.406		C FF 90 B SL 83 F SL 83 X SI 90 1-2 ③ G6-3		X SL 81 0-0 1-3 2-H 2B	S SL 82 B SI 90 S SL 83 B CU 82 F CU 80 X CU 81 2-2 ① G1-3			S SL 87 F FF 94 1 SAFE F SL 86 B FF 94 1 SAFE B FF 95 S SL 86 2-3 ① K		4	0	1	1	0	1	1
9 Jack Hannahan, L (1, 5) OBP: 0.327, SLG: 0.384			C FF 89 B SL 82 B SL 82 B FF 89 F FF 89 X FF 89 3-2 ① G1-3	B FF 89 X SI 89 1-0 ② SF8 3-H		C CU 77 S CU 80 B CU 80 F CU 77 S CU 82 1-3 ② K			C SL 81 X SI 94 0-1 ② F7	3	0	0	1	0	1	1
2 Luis Valbuena, L (1, 4) OBP: 0.233, SLG: 0.286 22 Jason Kipnis, L (8, PH) OBP: 0.348, SLG: 0.557 (9, 4)			B SL 82 C SI 89 F CH 85 B CU 77 S SI 90 2-3 ② K	F CU 76 X SI 90 0-1 ③ G1-3		B CU 77 X SI 91 1-0 12 S 1B		C SL 80 B SL 82 1 SAFE B SL 80 B SL 80 C SI 95 F SI 96 F SL 80 X SL 81 3-2 ③ P6		3 1	0 0	1 0	0 0	0 0	1 0	1 1
Inning Stats	R: 0 E: 0 K: 0 S: 10 H: 1 LOB: 1 BB: 1 P: 21	R: 0 E: 0 K: 2 S: 15 H: 0 LOB: 0 BB: 0 P: 19	R: 0 E: 0 K: 1 S: 10 H: 0 LOB: 0 BB: 0 P: 17	R: 4 E: 0 K: 0 S: 18 H: 4 LOB: 1 BB: 1 P: 28	R: 0 E: 0 K: 0 S: 7 H: 2 LOB: 3 BB: 2 P: 20	R: 0 E: 0 K: 1 S: 13 H: 1 LOB: 1 BB: 0 P: 17	R: 0 E: 0 K: 1 S: 10 H: 0 LOB: 0 BB: 1 P: 15	R: 0 E: 0 K: 1 S: 15 H: 0 LOB: 1 BB: 1 P: 24	R: 0 E: 0 K: 1 S: 8 H: 1 LOB: 0 BB: 0 P: 11	1B: 8 2B: 1 3B: 0 HR: 0 SF: 2 SAC: 0 DP: 3 HBP: 0						

	AB	31
	R	4
	H	9
	RBI	4
	BB	6
	SO	7
	LOB	14

	WP: 0	PA: 39
	PB: 0	
	SB: 1	
	CS: 0	

PITCHER		IP	WLS	BF	H	R	ER	SO	BB	IBB	HBP	BLK	WP	HR	S	P	ERA	WHIP
39 Dylan Axelrod, R ERA: 4.26	(1, 1)	4.2		23	7	4	4	3	3	1	0	0	0	0	57	101	7.71	2.143
52 Josh Kinney, R ERA: 5.94	(5, 1)	1.0		4	1	0	0	1	0	0	0	0	0	0	12	17	0.00	1.000
37 Matt Thornton, L ERA: 3.58	(6, 1)	1.1	W	6	0	0	0	1	2	0	0	0	0	0	18	27	0.00	1.500
26 Jesse Crain, R ERA: 2.27	(8, 1)	0.1	H	1	0	0	0	1	0	0	0	0	0	0	4	6	0.00	0.000
49 Chris Sale, L ERA: 2.63	(8, 1)	1.2	S	5	1	0	0	1	0	0	0	0	0	0	15	21	0.00	0.600

PITCHER	IP	WLS	BF	H	R	ER	SO	BB	IBB	HBP	BLK	WP	HR	S	P	ERA	WHIP

Batter	1	2	3	4	5	6	7	8	9	AB	R	H	RBI	BB	SO	LOB
30 Alejandro De Aza, L (1, 7) (8, 9) OBP: 0.384, SLG: 0.537	B FF 92 C FF 92 F SL 85 B FS 87 S FS 87 2-3 ① K			B SL 82 X FF 95 1-0 ① 12 F8 12 S 1B		B SL 83 B SL 81 B FF 93 C FF 92 F FF 93 T FF 94 3-2 ① K	C SL 83 F FF 95 B CU 79 X FF 96 1-2 ③ 1-H 2-H 1B		S SL 83 B SL 86 X FF 95 1-1 ② F7	5	0	2	2	0	2	0
10 Alexei Ramirez, R (1, 6) OBP: 0.331, SLG: 0.404	B FF 95 C SI 95 X SL 84 1-1 ② F9			C FF 93 B SL 82 B SI 94 F FF 92 F FF 94 C FF 94 2-3 ① K		X FF 95 0-0 ② G4-3		C CU 78 B CU 78 X FC 88 1-1 HR	X SL 84 0-0 ③ F7	5	1	1	1	0	1	1
12 A.J. Pierzynski, L (1, 10) OBP: 0.328, SLG: 0.417	B SI 93 C SL 82 X SL 84 1-1 ③ F7			B SL 82 S FS 88 X FS 86 1-1 ② F8 1-3		B SI 91 X FF 93 1-0 ① 2B		B FC 87 B SI 90 X SI 90 2-0 ① F8		4	0	1	0	0	0	1
51 Alex Rios, R (1, 8) OBP: 0.262, SLG: 0.337		C FF 94 X FF 95 0-1 ① G4-3		C SL 83 B FF 94 X FS 87 1-1 ③ G5-3		B SL 84 X FF 93 1-0 ③ F8		F FF 91 B FF 91 X CH 79 1-1 HR		4	1	1	1	0	0	2
44 Adam Dunn, L (1, 3) OBP: 0.295, SLG: 0.289 1 Juan Pierre, L (8, PR) (8, 7) OBP: 0.335, SLG: 0.334		C FF 95 B FF 94 C SI 95 B FF 96 B CU 79 S FF 95 3-3 ② K			B FS 84 S FF 94 C SI 93 F FF 96 B FF 96 B CU 79 F FF 96 S FS 87 3-3 ① K		B SL 83 X SI 92 1-0 ① G3-1	C FF 89 C SI 91 B CU 78 F SI 90 B FC 87 B CU 77 B SI 90 4-2 22 HR BB		3	0	0	0	1	2	0
										0	1	0	0	0	0	0
24 Dayan Viciedo, R (1, 9) (8, 3) OBP: 0.360, SLG: 0.342		F FF 96 B FF 95 B SL 86 X FF 95 2-1 ③ F9			B FF 96 B CU 77 X FF 95 2-0 22 G5-3 17 2B 1B		C FF 93 B FS 87 F FS 86 B FS 87 B FF 94 F SL 84 B FF 95 4-2 22 2B BB	1 SAFE C FC 88 D FC 88 C SI 90 S CU 76 1-3 ② K		3	2	1	0	1	1	1
22 Brent Morel, R (1, 5) OBP: 0.295, SLG: 0.375			C FF 93 B SL 85 C FF 95 S FF 96 1-3 ① K		X FF 94 0-0 ② G5-3 1-2	X FF 93 0-0 30 WP 30 1B 1-H 2B	X FC 87 0-0 1-H HR		4	2	2	3	0	1	1
17 Tyler Flowers, R (1, 2) OBP: 0.308, SLG: 0.370			C SL 83 S FF 96 F FF 96 B FF 96 F FS 88 B SL 80 X FF 96 2-2 ② G4-3		B SI 94 B SL 85 B SL 84 C FF 95 F FF 95 X SI 95 3-2 2-H 2B	F SI 94 B SL 83 S FS 87 D FS 87 X FF 95 2-2 ② F9	C FF 92 F SI 91 B X FC 88 1-2 ③ F9		4	0	1	1	0	0	2
15 Gordon Beckham, R (1, 4) OBP: 0.297, SLG: 0.333			S FF 96 F FF 96 B FF 96 B CU 79 S SL 85 2-3 ③ K		B SL 83 C SI 93 B FS 86 C SL 84 B FF 94 X FF 95 3-2 ③ F8	B FS 88 B SI 94 C FF 93 F SL 83 B FF 92 B FS 88 4-2 30 WP 30 1B BB			C SI 93 C SL 84 B SL 86 B SI 95 F SI 94 F FF 93 B FF 95 X FF 93 3-2 ① G5-3	3	1	0	0	1	1	1

Inning Stats	1	2	3	4	5	6	7	8	9
	R: 0 E: 0 K: 1 S: 7	R: 0 E: 0 K: 1 S: 7	R: 0 E: 0 K: 2 S: 11	R: 0 E: 0 K: 1 S: 9	R: 1 E: 0 K: 1 S: 13	R: 0 E: 0 K: 1 S: 6	R: 3 E: 0 K: 0 S: 13	R: 4 E: 0 K: 1 S: 15	R: 0 E: 0 K: 0 S: 8
	H: 0 LOB: 0 BB: 0 P: 11	H: 0 LOB: 0 BB: 0 P: 12	H: 0 LOB: 0 BB: 0 P: 16	H: 1 LOB: 1 BB: 0 P: 14	H: 2 LOB: 1 BB: 0 P: 24	H: 1 LOB: 1 BB: 0 P: 11	H: 2 LOB: 1 BB: 2 P: 25	H: 3 LOB: 1 BB: 1 P: 25	H: 0 LOB: 0 BB: 0 P: 12

1B: 3 SF: 0
2B: 3 SAC: 0
3B: 0 DP: 0
HR: 3 HBP: 0

WP: 1 PA: 38
PB: 0
SB: 1
CS: 0

PITCHER	IP	WLS	BF	H	R	ER	SO	BB	IBB	HBP	BLK	WP	HR	S	P	ERA	WHIP
30 Ubaldo Jiménez, R (1, 1) ERA: 4.52	7.0	L	28	6	4	4	7	2	0	0	0	1	0	66	113	5.14	1.143
37 Chad Durbin, R (8, 1) ERA: 5.45	1.0		7	3	4	4	1	1	0	0	0	0	3	15	25	36.00	4.000
56 Frank Herrmann, R (9, 1) ERA: 5.37	1.0		3	0	0	0	0	0	0	0	0	0	0	8	12	0.00	0.000

PITCHER	IP	WLS	BF	H	R	ER	SO	BB	IBB	HBP	BLK	WP	HR	S	P	ERA	WHIP

TOP

Chicago White Sox @ Cleveland Indians

Progressive Field, Cleveland, OH

Wed Sep 21 2011, 7:06 PM - 9:57 PM EDT

Att. 12,400 - Partly Cloudy - 69 F

livebaseballscorecards.com

AB	35
R	8
H	9
RBI	8
BB	3
SO	8
LOB	9

BOTTOM

Chicago White Sox @ Cleveland Indians

Progressive Field, Cleveland, OH

Wed Sep 21 2011, 7:06 PM - 9:57 PM EDT

Att. 12,400 - Partly Cloudy - 69 F

livebaseballscorecards.com

Batter	1	2	3	4	5	6	7	8	9	AB	R	H	RBI	BB	SO	LOB
1 Kosuke Fukudome, L (1, 9) OBP: 0.345, SLG: 0.373	B FF 84 F SI 85 F FC 80 F SI 86 B FF 87 B FC 81 X FF 86 3-2 ① G4-3		C FC 80 B CU 72 B FC 81 F SI 86 B FF 86 F SI 86 X SI 80 3-2 ② G4-3			C CH 75 C SI 85 B FF 85 B FC 76 F FF 85 X FC 80 2-2 ① F8		B SL 82 C FF 93 S FF 93 X FF 94 1-2 41 1B 1-3 2B		4	1	1	0	0	0	0
22 Jason Kipnis, L (1, 4) OBP: 0.345, SLG: 0.560	C FF 86 B CH 78 X CU 72 1-1 ② F7		C FC 82 B CU 73 X CH 78 1-1 ③ G3-1			B CH 75 B SI 86 X FF 86 2-0 41 FC6-5 2B		C FF 93 F CH 88 B FF 94 B CH 86 X SL 83 2-2 ① SF9 3-H		3	0	1	1	0	0	0
41 Carlos Santana, S (1, 3) OBP: 0.350, SLG: 0.456	B CH 79 B FC 83 C CH 79 F CU 73 S FF 87 2-3 ③ K			B FC 80 F CH 77 B CH 78 C CH 81 B CH 78 F CH 80 F FC 80 X FC 82 3-2 ① F7		F FF 86 C FF 86 X FF 85 0-2 ② 48 FC6-5 HR 2-3		B FF 94 S CH 88 C FF 94 F FF 94 X FF 94 1-2 12 1B 2-H 1B		4	1	1	1	0	1	1
48 Travis Hafner, L (1, 10) OBP: 0.362, SLG: 0.453		C FF 85 C SI 81 B FC 77 B CU 72 B FF 87 B FF 82 4-2 47 FC6-4 BB		X FF 86 0-0 ② L9		C FF 86 X CH 77 0-1 1-H HR		C SI 90 C SI 91 D SL 83 F SL 83 F SI 90 F SI 90 B SL 81 F FF 90 F SI 90 2-3 ② F FF 91 S SL 83 K		3	1	1	2	1	1	1
47 Shelley Duncan, R (1, 7) OBP: 0.330, SLG: 0.482 12 Ezequiel Carrera, L (7, 8) OBP: 0.312, SLG: 0.312		X CH 80 0-0 ① FC6-4 8 G3-1 16 1B 1-2f		B SI 84 B CH 79 C SI 86 X FF 84 2-1 ③ G6-3		C CH 77 B CH 76 B FF 87 F CH 78 F FC 81 X CH 78 2-2 ③ G1-3		B FF 90 C SI 90 S SL 83 X SL 83 1-2 1-2 1B		3 1	0 0	0 1	0 0	0 0	0 0	1 0
16 Jason Donald, R (1, 6) OBP: 0.352, SLG: 0.403		B FF 86 F FF 83 B FF 86 B CH 79 S FC 82 X FC 81 3-2 8 G3-1 1-2 1B			B SI 84 F SI 85 C SI 84 B FC 82 F FF 86 B FC 82 F FF 86 B CH 78 4-2 6 CS BB		B SL 86 B FF 94 C SL 86 C FF 94 X FF 95 2-2 ① G6-3	C SI 90 X SL 83 0-1 ③ L9		3	0	1	0	1	0	2
8 Lonnie Chisenhall, L (1, 5) OBP: 0.267, SLG: 0.407		B SI 85 B CH 78 C FF 86 F SI 86 X CH 79 2-2 ② G3-1 1-2 2-3			B FF 86 X SI 85 1-0 ① L6		C FF 95 F SL 89 F FF 95 F FF 95 X SL 86 0-2 6 G4-6-3 1B		C FF 96 X FF 97 0-1 ① F7	4	0	1	0	0	0	3
6 Lou Marson, R (1, 2) OBP: 0.306, SLG: 0.305 9 Jack Hannahan, L (9, PH) OBP: 0.326, SLG: 0.383		X CH 79 0-0 ③ G6-3			1 SAFE 1 SAFE X FF 86 0-0 ② 1-2 1B		B FF 95 F SL 87 X SL 87 1-1 ② ③ G4-6-3 1-2f		C FF 96 F FF 96 S SL 87 0-3 ② K	3 1	0 0	1 0	0 0	0 1	0 0	3 0
4 Trevor Crowe, S (1, 8) OBP: 0.323, SLG: 0.259 (7, 7)			C FC 84 T FC 79 B CU 73 F FC 81 S CH 79 1-3 ① K		C FC 80 B SI 85 C CH 78 X FF 86 1-2 ③ L1-3			B FF 94 B FF 95 B FF 93 C FF 94 F FF 94 F FF 95 B FF 93 4-2 1 2B 22 SF9 BB	C FF 96 S SL 87 X SL 87 0-2 ③ G3	3	1	0	0	1	1	1

	AB	32
	R	4
	H	8
	RBI	4
	BB	3
	SO	4
	LOB	12

Inning Stats	1	2	3	4	5	6	7	8	9
	R: 0 E: 0 K: 1 S: 9	H: 0 LOB: 0 BB: 0 P: 15	R: 0 E: 0 K: 0 S: 10	H: 1 LOB: 2 BB: 1 P: 19	R: 0 E: 0 K: 1 S: 10	H: 0 LOB: 0 BB: 0 P: 15	R: 0 E: 0 K: 0 S: 8	H: 0 LOB: 0 BB: 0 P: 13	R: 0 E: 0 K: 0 S: 9	H: 1 LOB: 1 BB: 1 P: 15	R: 2 E: 0 K: 0 S: 14	H: 2 LOB: 0 BB: 0 P: 20	R: 0 E: 0 K: 0 S: 10	H: 1 LOB: 0 BB: 0 P: 13	R: 2 E: 0 K: 1 S: 27	H: 3 LOB: 2 BB: 1 P: 38	R: 0 E: 0 K: 1 S: 8	H: 0 LOB: 0 BB: 0 P: 8

1B: 5	SF: 1
2B: 2	SAC: 0
3B: 0	DP: 1
HR: 1	HBP: 0

WP: 0	PA: 36
PB: 0	
SB: 0	
CS: 1	

PITCHER		IP	WLS	BF	H	R	ER	SO	BB	IBB	HBP	BLK	WP	HR	S	P	ERA	WHIP
56 Mark Buehrle, L ERA: 3.72	(1, 1)	6.0	W	23	4	2	2	2	2	0	0	0	0	1	60	97	3.00	1.000
26 Jesse Crain, R ERA: 2.38	(7, 1)	1.0	H	4	1	1	1	0	1	0	0	0	0	0	13	20	9.00	2.000
58 Jason Frasor, R ERA: 3.39	(8, 1)	0.1		3	2	1	1	0	0	0	0	0	0	0	10	14	27.00	6.000
77 Will Ohman, L ERA: 4.5	(8, 1)	0.2		3	1	0	0	1	0	0	0	0	0	0	14	17	0.00	1.500
46 Sergio Santos, R ERA: 3.38	(9, 1)	1.0		3	0	0	0	1	0	0	0	0	0	0	8	8	0.00	0.000

PITCHER		IP	WLS	BF	H	R	ER	SO	BB	IBB	HBP	BLK	WP	HR	S	P	ERA	WHIP

Batter	1	2	3	4	5	6	7	8	9	AB	R	H	RBI	BB	SO	LOB
1 Juan Pierre, L (1, 7) OBP: 0.336, SLG: 0.335	C FF 90 B SI 88 X SI 90 1-1 F7		B SI 90 S CH 82 F SI 90 X SI 90 1-2 1-2 1B		S CH 83 B SI 91 B CH 83 B SI 89 X SI 89 3-1 E6 1-H 2-H 1B		C SL 82 X FF 91 0-1 G1-3			4	0	2	1	0	0	1
10 Alexei Ramirez, R (1, 6) OBP: 0.329, SLG: 0.402 38 Eduardo Escobar, S (8, PH) OBP: 0.333, SLG: 0.333 (8, 6)	F SI 89 X SI 89 0-1 F9		C SL 85 B SL 86 B CH 84 X SI 89 2-1 G1-3		S SI 90 F SI 90 F SL 86 B SI 90 C SI 91 1-3 K			C FF 91 F FF 91 X FS 85 0-2 G4-3		3 1	0 0	0 0	0 0	0 0	1 0	3 0
12 A.J. Pierzynski, L (1, 2) OBP: 0.326, SLG: 0.413	B SI 90 S CH 81 B SI 90 X SI 90 2-1 G4-3			B CH 82 X CH 82 1-0 G4-3		B CH 80 X SI 89 1-0 G4-3		B SI 93 C FF 92 S FS 86 X FS 86 1-2 G3		4	0	0	0	0	0	0
51 Alex Rios, R (1, 8) OBP: 0.262, SLG: 0.336		B SI 90 F SI 88 B CH 83 C SL 81 B SI 90 X SI 90 3-2 P6		C SI 88 F SI 92 B FF 92 S SL 85 1-3 K		B SI 90 C SL 80 F SI 90 X SL 84 1-2 1B		B FF 92 B FF 93 X FF 91 2-0 P6		4	0	1	0	0	1	0
44 Adam Dunn, L (1, 10) OBP: 0.293, SLG: 0.286		C SI 90 C SI 91 B FF 90 F SL 86 S FF 91 1-3 K		B SI 91 B CH 82 X SI 90 2-0 L9		C CH 81 B SI 90 B SI 90 X CH 83 2-1 F9			T FF 92 B FF 92 S CH 82 F CU 82 X CH 82 1-2 G3	4	0	0	0	0	1	1
24 Dayan Viciedo, R (1, 3) OBP: 0.355, SLG: 0.329		X SI 91 0-0 G5-3			C SI 90 X SL 85 0-1 G5-3	F SL 86 X SI 90 0-1 G3			C FF 92 F SL 86 F CU 82 F FF 94 B FF 93 B FF 94 F SL 85 B CH 83 B FF 94 4-2 30 BB BB	3	0	0	0	1	0	1
30 Alejandro De Aza, L (1, 9) OBP: 0.393, SLG: 0.533			C SI 90 X CH 85 0-1 F8		B SI 90 C CH 82 C SI 89 B SL 86 B SL 85 B SI 90 4-2 22 1B 1 1B BB		B FF 88 B SL 81 B SI 89 B FF 90 4-0 BB		B FF 90 B FF 91 B FF 91 C FF 91 B SI 92 4-1 1-2 BB	1	1	0	0	3	0	0
22 Brent Morel, R (1, 5) OBP: 0.297, SLG: 0.375			C SL 81 B SL 84 F SI 90 B FF 92 B SI 92 B SI 91 4-2 15 FC1-5-4 BB		X SL 84 0-0 1 1B 1 E 1-2 1B		B SL 81 B SI 90 C SI 89 B SL 81 X SI 89 3-1 F9		S SL 84 B SL 85 C FF 92 S CU 82 1-3 K	3	1	1	0	1	1	3
15 Gordon Beckham, R (1, 4) OBP: 0.294, SLG: 0.331			B SI 92 F SI 91 1 SAFE B SI 88 F SI 91 X CH 80 2-2 FC1-5-4 1 1B 1-2f		B SI 88 C SI 89 2 SAFE B SI 88 X SL 82 2-1 P2		C SI 89 X SI 90 0-1 F9		C SL 84 X SL 84 0-1 P4	4	0	0	0	0	0	6
Inning Stats	R: 0 E: 0 K: 0 S: 6 H: 0 LOB: 0 BB: 0 P: 9	R: 0 E: 0 K: 1 S: 8 H: 0 LOB: 0 BB: 0 P: 12	R: 0 E: 0 K: 0 S: 12 H: 1 LOB: 2 BB: 1 P: 21	R: 0 E: 0 K: 1 S: 5 H: 0 LOB: 0 BB: 0 P: 9	R: 2 E: 1 K: 1 S: 13 H: 2 LOB: 1 BB: 1 P: 23	R: 0 E: 0 K: 0 S: 8 H: 1 LOB: 1 BB: 0 P: 12	R: 0 E: 0 K: 0 S: 6 H: 0 LOB: 1 BB: 1 P: 13	R: 0 E: 0 K: 0 S: 7 H: 0 LOB: 0 BB: 0 P: 10	R: 0 E: 0 K: 1 S: 15 H: 0 LOB: 2 BB: 2 P: 25	1B: 4 2B: 0 3B: 0 HR: 0	SF: 0 SAC: 0 DP: 0 HBP: 0					

TOP

Chicago White Sox @ Cleveland Indians

Progressive Field, Cleveland, OH

Thu Sep 22 2011, 7:07 PM - 9:42 PM EDT

Att. 21,487 - Partly Cloudy - 68 F

livebaseballscorecards.com

AB	31
R	2
H	4
RBI	1
BB	5
SO	4
LOB	15

WP: 0 PB: 0 SB: 0 CS: 0 PA: 36

PITCHER		IP	WLS	BF	H	R	ER	SO	BB	IBB	HBP	BLK	WP	HR	S	P	ERA	WHIP
58 Jeanmar Gómez, R ERA: 3.52	(1, 1)	6.0	W	24	4	2	1	3	2	0	0	0	0	0	52	86	1.50	1.000
38 Joe Smith, R ERA: 1.82	(7, 1)	1.0	H	4	0	0	0	0	1	0	0	0	0	0	6	13	0.00	1.000
44 Zach Putnam, R ERA: 8.31	(8, 1)	1.0		3	0	0	0	0	0	0	0	0	0	0	7	10	0.00	0.000
77 Corey Kluber, R ERA:	(9, 1)	1.0		5	0	0	0	1	2	0	0	0	0	0	15	25	0.00	2.000

PITCHER	IP	WLS	BF	H	R	ER	SO	BB	IBB	HBP	BLK	WP	HR	S	P	ERA	WHIP

BOTTOM

Chicago White Sox @ Cleveland Indians

Progressive Field, Cleveland, OH

Thu Sep 22 2011, 7:07 PM - 9:42 PM EDT

Att. 21,487 - Partly Cloudy - 68 F

livebaseballscorecards.com

Batter	1	2	3	4	5	6	7	8	9	AB	R	H	RBI	BB	SO	LOB
1 Kosuke Fukudome, L (1, 9) OBP: 0.347, SLG: 0.380	B FF 91 X FF 92 1-0 HR		C SI 91 B FF 91 C CU 79 S CH 85 1-3 ② K		C SL 84 S CH 86 X FF 91 0-2 2-H 3-H 1B		1 SAFE D CH 85 B CH 83 B FF 89 B FF 89 4-0 1-2 13 HR BB	B SI 90 B CU 79 F SI 90 S SL 85 S SL 83 2-3 ① K		4	2	2	3	1	2	2
22 Jason Kipnis, L (1, 4) OBP: 0.347, SLG: 0.575	C FF 92 S SL 86 B CU 80 X SL 85 1-2 HR		C FF 91 B FF 92 B FF 91 S CH 84 C FF 93 2-3 ③ K		1 SAFE X SI 91 0-0 ③ G4-3		B FF 94 C FF 95 B FF 95 S FF 94 B FF 95 X FF 95 3-2 ① F7	C CU 82 B SI 91 S CU 82 H CU 81 2-2 13 1B 1-2 2-3 HBP		4	1	1	1	0	1	3
13 Asdrúbal Cabrera, S (1, 6) OBP: 0.335, SLG: 0.468	F SI 92 B CH 85 B SL 86 X FF 91 2-1 ① G4-3			C CH 85 B CU 78 B FF 91 C CH 85 F SL 85 X CH 85 2-2 ① G4-3		C SL 83 B CU 77 B CH 83 F CH 84 X SL 86 2-2 48 FC4-6 1B	X FF 96 0-0 1-H 2-H HR	X SL 83 0-0 46 G1-4-3 1-3 2-H 3-H 1B		5	1	3	5	0	0	0
48 Travis Hafner, L (1, 10) OBP: 0.361, SLG: 0.453 46 Cord Phelps, S (7, PR) OBP: 0.233, SLG: 0.231 (8, 10)	B SI 92 F SI 92 X SI 92 1-1 ② L8			B CH 85 X SI 92 1-0 ② G4-3		C FF 91 B CH 86 S CH 86 F CH 84 X CH 85 1-2 ① FC4-6 24 F9 41 1B 7 1B 1-2f	B SL 82 B FF 95 C FF 95 X SL 81 2-1 24 1B 2B	X SI 91 0-0 ②③ G1-4-3 1-2f		4 1	1 1	0 0	0 0	0 0	0 0	1 2
41 Carlos Santana, S (1, 2) OBP: 0.350, SLG: 0.454	B SI 92 S CH 86 C CU 78 B CU 78 X CU 78 2-2 ③ F8			B FF 91 C SI 91 X CH 86 1-1 ③ G3		B SL 86 X FF 90 1-0 7 1B 1-2 1B	F FF 95 B CH 84 F SL 80 T CH 84 1-2 ② K			4	0	1	0	0	1	1
24 Grady Sizemore, L (1, 8) OBP: 0.285, SLG: 0.422 4 Trevor Crowe, S (9, 7) OBP: 0.323, SLG: 0.259		B SL 82 S SL 84 B CH 83 X SL 85 2-1 ① G4-3			C FF 89 B CH 84 F CH 82 B CH 84 T FF 92 2-2 ① K	X CH 85 0-0 ② F9 2-3	X FF 95 0-0 2-H 1B			4 0	0 0	1 0	1 0	0 0	1 0	2 0
7 Matt LaPorta, R (1, 3) OBP: 0.289, SLG: 0.404		C FF 91 B CH 86 X SL 80 1-1 ② G5-3			S SI 91 C FF 92 X SL 81 0-2 ② G6-3	X SL 84 0-0 1-2 3-H 1B	C SL 79 C FF 93 B FF 93 S SL 79 1-3 ③ K			4	0	1	1	0	1	2
9 Jack Hannahan, L (1, 5) OBP: 0.328, SLG: 0.380		C FF 91 F FF 91 B SI 93 X CH 85 1-2 ③ G6-3			C CU 77 B CH 85 T SL 84 F FF 92 B CH 86 F SL 81 B SL 85 B CH 84 4-2 12 2B 1 1B BB	F CH 85 F SL 86 F SL 81 B CH 86 T CH 86 1-2 ③ K		B SL 83 B SI 89 C SI 90 B SI 90 B SI 89 4-1 22 HBP 12 BB 13 1B BB		2	2	0	0	2	1	2
12 Ezequiel Carrera, L (1, 7) OBP: 0.321, SLG: 0.324 (9, 8)			F CH 83 C CU 77 X CU 78 0-2 ① F7		F FF 90 X SI 92 0-1 1 1B 1-3 2B		C CH 82 C CU 78 X SL 81 0-2 1 S 13 HR 1B	C SI 89 B SI 90 B FF 89 B SI 91 B SI 90 4-1 22 HBP 13 1B 1-2 BB		3	3	2	0	1	0	0
Inning Stats	R: 2 E: 0 K: 0 S: 11 H: 2 LOB: 0 BB: 0 P: 18	R: 0 E: 0 K: 0 S: 7 H: 0 LOB: 0 BB: 0 P: 11	R: 0 E: 0 K: 2 S: 9 H: 0 LOB: 0 BB: 0 P: 12	R: 0 E: 0 K: 0 S: 7 H: 0 LOB: 0 BB: 0 P: 11	R: 2 E: 0 K: 1 S: 16 H: 2 LOB: 1 BB: 1 P: 22	R: 1 E: 0 K: 1 S: 14 H: 3 LOB: 2 BB: 0 P: 19	R: 4 E: 0 K: 2 S: 16 H: 4 LOB: 2 BB: 1 P: 27	R: 2 E: 0 K: 1 S: 9 H: 1 LOB: 1 BB: 2 P: 21		1B: 7 2B: 2 3B: 0 HR: 3 SF: 0 SAC: 0 DP: 1 HBP: 1		WP: 0 PB: 0 SB: 1 CS: 0 PA: 40		

PITCHER	IP	WLS	BF	H	R	ER	SO	BB	IBB	HBP	BLK	WP	HR	S	P	ERA	WHIP
41 Philip Humber, R (1, 1) ERA: 3.86	6.0	L	28	8	7	7	4	2	0	0	0	0	2	67	100	10.50	1.667
43 Addison Reed, R (7, 1) ERA: 3.68	1.0		6	3	2	2	2	0	0	0	0	0	1	13	20	18.00	3.000
52 Josh Kinney, R (8, 1) ERA: 6.62	1.0		6	1	2	2	1	2	0	1	0	0	0	9	21	18.00	3.000

PITCHER	IP	WLS	BF	H	R	ER	SO	BB	IBB	HBP	BLK	WP	HR	S	P	ERA	WHIP

Batter	1	2	3	4	5	6	7	8	9	AB	R	H	RBI	BB	SO	LOB
11 Ben Revere, L (1, 8) OBP: 0.310, SLG: 0.298	C SL 81 B SI 95 B FF 96 X FF 94 2-1 5 G3 24 BB 27 1B 1B	B FF 92 C FF 89 B FF 92 X FF 90 2-1 ② P5		B FF 91 X FF 90 1-0 ① G4-3	B SI 94 C FF 93 F SI 94 F SI 95 X SL 86 1-2 ③ P2		B SI 90 X SI 90 1-0 ③ G3			5	1	1	0	0	0	6
24 Trevor Plouffe, R (1, 6) OBP: 0.301, SLG: 0.382	1 SAFE B SI 92 C FF 95 B SI 92 F FF 94 B SL 84 F FF 95 F FF 95 B SI 92 4-2 5 G3 27 1B 1-2 BB	B SI 90 B SI 90 X 2-0 1-3 2B		B SI 90 B SI 92 B SI 91 C SI 88 C SI 88 S SI 92 2-3 ② K		B FF 95 F SI 93 C SL 87 X SI 94 1-2 ① F8		B FF 90 B FF 91 C FF 92 B FF 92 S FF 91 X FF 92 3-2 ① P2		4	1	1	0	1	1	0
5 Michael Cuddyer, R (1, 9) OBP: 0.349, SLG: 0.458 20 Matt Tolbert, S (7, 4) OBP: 0.249, SLG: 0.266	C SI 92 F SI 92 X SI 95 0-2 ① G3 1-2 2-3	B SI 92 C SL 80 S SL 83 X SL 83 1-2 ③ F7		C SI 90 B SI 93 B SI 91 C SI 91 F SI 93 F SI 92 B FF 94 X SI 88 3-2 E7		B SL 87 F FF 95 S SI 95 X SL 88 1-2 27 G4-6-3 1B		B FF 93 B FF 92 F FF 92 X FF 92 2-1 ② G4-3		4 1	0 0	1 0	0 0	0 0	0 0	4 0
27 Chris Parmelee, L (1, 3) OBP: 0.468, SLG: 0.630	B SI 93 B FF 96 B SI 92 X FF 94 3-0 38 HBP 2-H 3-H 1B	B SI 92 B SI 90 F FF 94 X FF 94 2-1 HR	B SI 92 F SI 91 C SI 92 X SI 92 1-2 ③ G5-3		F FF 85 B FF 85 1 SAFE F FF 88 X SL 86 1-2 ② 1-2f ③ G4-6-3			C SL 79 C SL 80 F FF 92 B SL 80 F FF 91 X SL 81 1-2 ③ F8		5	1	2	3	0	0	2
38 Luke Hughes, R (1, 5) OBP: 0.296, SLG: 0.348	H SL 78 1-0 1-2 HBP	C SI 90 B SL 82 B FF 93 C SI 90 S SI 89 2-3 ① K			B SI 88 B CH 87 B FF 90 B FF 90 4-0 23 HBP 26 BB 63 G1-2-3 BB		C FF 85 X FF 85 0-1 23 2B 2B		F FF 94 C SL 83 B SL 84 B SL 84 X FF 94 2-2 ① P6	3	1	1	0	1	1	0
26 Brian Dinkelman, L (1, 4) (7, 9) OBP: 0.385, SLG: 0.344	F SI 91 F SI 91 B SL 83 S SI 92 1-3 ② K	X CH 83 0-0 23 BB 63 E 1B			B SI 89 B SI 88 B SI 88 B FF 90 4-0 63 G1-2-3 23 HBP 1-2 BB		B FF 86 F FF 85 X FF 86 1-1 ① P2		C SL 82 F FF 93 B SL 82 F FF 93 X FF 93 1-2 ② P6	4	1	1	0	1	1	3
23 Rene Tosoni, L (1, 10) OBP: 0.267, SLG: 0.301	X SI 94 0-0 ③ G6-3	B SI 90 C SI 89 B SI 90 S SI 89 F SI 90 B FF 94 B SI 88 4-2 63 FC5-4 1-2 BB			C SI 89 B SI 92 H SL 79 2-1 63 G1-2-3 1-2 2-3 HBP		B SL 86 X FF 86 1-0 63 1B 41 FC4-2 2-H 2B		B SL 83 F FF 92 B FF 94 F FF 93 X FF 93 2-2 ③ P5	3	0	1	1	1	0	2
63 Joe Benson, R (1, 7) OBP: 0.263, SLG: 0.382		C SI 90 C SL 81 S SL 82 0-3 ① K	B SI 89 C SL 81 X SL 81 1-1 ② FC5-4 1-2f 2-H	B SI 89 S SL 78 B SL 81 F CH 87 X SI 91 2-2 ①② G1-2-3 1-2 2-3 3-Hf			C SI 88 X SI 89 0-1 41 FC4-2 2-3 1B			4	0	1	0	0	1	4
41 Drew Butera, R (1, 2) OBP: 0.197, SLG: 0.221		B SI 92 B SI 90 B FF 92 B FF 91 4-0 24 2B BB	C SI 90 X SI 90 0-1 ③ G5-3	B SI 87 B SL 79 S CH 87 C SI 90 B SI 91 B SI 92 4-2 BB			C SI 89 C SL 80 X FF 91 0-2 ② FC4-2 2-3 3-H			2	0	0	0	2	0	3
Inning Stats	R: 2 E: 0 K: 1 S: 14 H: 2 LOB: 2 BB: 1 P: 25	R: 0 E: 0 K: 1 S: 9 H: 1 LOB: 2 BB: 1 P: 18	R: 2 E: 1 K: 1 S: 13 H: 2 LOB: 1 BB: 1 P: 22	R: 0 E: 1 K: 1 S: 12 H: 0 LOB: 1 BB: 0 P: 19	R: 0 E: 0 K: 0 S: 10 H: 0 LOB: 3 BB: 3 P: 27	R: 0 E: 0 K: 0 S: 9 H: 1 LOB: 0 BB: 0 P: 12	R: 1 E: 0 K: 0 S: 11 H: 3 LOB: 2 BB: 0 P: 14	R: 0 E: 0 K: 0 S: 10 H: 0 LOB: 0 BB: 0 P: 16	R: 0 E: 0 K: 0 S: 10 H: 0 LOB: 0 BB: 0 P: 15	1B: 5 2B: 3 3B: 0 HR: 1 SF: 0 SAC: 0 DP: 2 HBP: 2						

TOP

Minnesota Twins @ Cleveland Indians

Progressive Field, Cleveland, OH

Fri Sep 23 2011, 7:48 PM - 10:40 PM EDT

Att. 36,807 - Drizzle - 61 F

livebaseballscorecards.com

AB	35
R	5
H	9
RBI	4
BB	6
SO	4
LOB	24

WP: 0 PB: 0 SB: 0 CS: 0 PA: 43

PITCHER		IP	WLS	BF	H	R	ER	SO	BB	IBB	HBP	BLK	WP	HR	S	P	ERA	WHIP
63 Justin Masterson, R ERA: 3.21	(1, 1)	4.2		27	5	4	3	4	6	0	2	0	0	1	54	106	5.79	2.357
56 Frank Herrmann, R ERA: 5.3	(5, 1)	0.2		3	1	0	0	0	0	0	0	0	0	0	10	13	0.00	1.500
53 Rafael Perez, L ERA: 3.05	(6, 1)	1.0		4	2	1	1	0	0	0	0	0	0	0	8	11	9.00	2.000
38 Joe Smith, R ERA: 1.8	(7, 1)	0.2		3	1	0	0	0	0	0	0	0	0	0	6	7	0.00	1.500
52 Vinnie Pestano, R ERA: 2.25	(8, 1)	1.0		3	0	0	0	0	0	0	0	0	0	0	10	16	0.00	0.000

PITCHER		IP	WLS	BF	H	R	ER	SO	BB	IBB	HBP	BLK	WP	HR	S	P	ERA	WHIP
54 Chris Perez, R ERA: 3.38	(9, 1)	1.0	W	3	0	0	0	0	0	0	0	0	0	0	10	15	0.00	0.000

Batter	1	2	3	4	5	6	7	8	9	AB	R	H	RBI	BB	SO	LOB
1 Kosuke Fukudome, L (1, 9) OBP: 0.347, SLG: 0.379	B SI 86 C CH 85 C SI 88 B SI 88 F SI 90 B SI 90 X SI 90 3-2 22 G3 25 2B 1B	B SI 89 C CH 81 B SI 89 X SL 82 2-1 ③ G4-3		1 SAFE C SI 89 D CH 81 1 SAFE 1 SAFE B SI 89 X SL 82 2-1 ③ G3		B CH 79 C CH 79 C SI 89 X CH 83 1-2 ②③ G6-4-3 1-2f				4	1	1	0	0	0	4
22 Jason Kipnis, L (1, 4) OBP: 0.344, SLG: 0.560	B SI 88 B SI 88 C SI 87 1 SAFE F CH 80 X CH 81 2-2 ① G3 1-2		F SI 89 B SL 81 B SL 80 B SI 89 B SI 89 4-1 25 HR BB		C SI 88 X CH 79 0-1 ① G4-3		C SI 88 F SI 89 B FF 89 F SI 89 B CH 80 B FS 84 X SI 90 3-2 ① G1-3			3	1	0	0	1	0	1
13 Asdrúbal Cabrera, S (1, 6) OBP: 0.334, SLG: 0.465	F CH 79 B CH 79 X CH 80 1-1 ② P5		B SI 89 B CH 80 F SI 88 X SI 89 2-1 ① F7		C SL 78 B FF 88 C SI 88 S SI 85 1-3 ② K		F CH 80 B CH 83 H SI 88 2-1 25 G3 HBP			3	0	0	0	0	1	2
25 Jim Thome, L (1, 10) OBP: 0.357, SLG: 0.478	D FS 82 C SL 79 X SI 89 1-1 2-H 2B		B CH 80 S CH 80 X SI 88 1-1 1-H HR		C SI 90 X CH 84 0-1 47 FC5-4 1B		1 SAFE C SL 84 D SL 86 B FF 90 F SL 84 1 SAFE 1 SAFE X SI 91 2-2 ② G3 1-2			4	1	3	3	0	0	1
47 Shelley Duncan, R (1, 7) OBP: 0.326, SLG: 0.475 4 Trevor Crowe, S (7, 7) OBP: 0.313, SLG: 0.250	C SI 88 F SI 89 D SI 85 S CH 83 1-3 ③ K		B SI 89 X FS 85 1-0 ② G6-3		B SI 89 B FS 84 X SI 89 2-0 ③ FC5-4 1-2f		B SL 82 T SL 81 S SI 91 B SI 91 X SL 84 2-2 ③ G2-3			3 1	0 0	0 0	0 0	0 0	1 0	2 1
8 Lonnie Chisenhall, L (1, 5) OBP: 0.272, SLG: 0.414		B SI 87 X SI 89 1-0 7 2B 1B	B SI 89 F SI 90 F CH 80 F SI 89 C SI 89 1-3 ③ K			C CH 77 X CH 77 0-1 7 1B 2B		C FF 89 F SI 90 F SI 90 B SL 84 B SL 84 S SI 91 2-3 ① K		4	2	2	0	0	2	0
7 Matt LaPorta, R (1, 3) OBP: 0.294, SLG: 0.411		X CH 83 0-0 12 SH2-4 1-H 2B		F SI 89 B SI 89 B SI 88 F SI 89 B FS 84 X SI 90 3-2 6 FC5-4 1B		X FF 87 0-0 6 1B 12 G1-3 2-H 1B		C SI 92 F SI 91 B SI 91 B SI 91 X SI 90 2-2 ② L4		4	0	3	2	0	0	0
12 Ezequiel Carrera, L (1, 8) OBP: 0.316, SLG: 0.318		L SI 88 X CH 80 0-1 ① SH2-4 2-3		F SI 89 X SI 90 0-1 ① L7		L SI 88 X SI 88 0-1 ① G1-3 1-2		C SL 82 F FF 90 F SL 85 B SL 84 B SI 91 X SL 85 2-2 ③ G1-3		3	0	0	0	0	0	2
6 Lou Marson, R (1, 2) OBP: 0.306, SLG: 0.306 41 Carlos Santana, S (9, PH) OBP: 0.351, SLG: 0.461		B SI 90 B SI 89 B SI 89 C SI 88 X SI 90 3-1 ② G6-3		C FS 83 F FS 83 B SI 88 F CH 79 X CH 78 1-2 ② FC5-4 1-2f		X SI 89 0-0 1 G6-4-3 2-3 1B			X SI 92 0-0 HR	3 1	0 1	1 1	0 1	0 0	0 0	2 0
Inning Stats	R: 1 E: 0 K: 1 S: 14 H: 2 LOB: 1 BB: 0 P: 22	R: 1 E: 0 K: 0 S: 8 H: 2 LOB: 1 BB: 0 P: 14	R: 2 E: 0 K: 1 S: 10 H: 1 LOB: 0 BB: 1 P: 19	R: 0 E: 0 K: 0 S: 11 H: 1 LOB: 1 BB: 0 P: 17	R: 0 E: 0 K: 1 S: 8 H: 1 LOB: 1 BB: 0 P: 11	R: 1 E: 0 K: 0 S: 9 H: 3 LOB: 1 BB: 0 P: 10	R: 0 E: 0 K: 0 S: 11 H: 0 LOB: 1 BB: 0 P: 20	R: 0 E: 0 K: 1 S: 11 H: 0 LOB: 0 BB: 0 P: 17	R: 1 E: 0 K: 0 S: 1 H: 1 LOB: 0 BB: 0 P: 1	1B: 6 2B: 3 3B: 0 HR: 2 SF: 0 SAC: 1 DP: 1 HBP: 1				WP: 0 PB: 0 SB: 0 CS: 0	PA: 36	

PITCHER	IP	WLS	BF	H	R	ER	SO	BB	IBB	HBP	BLK	WP	HR	S	P	ERA	WHIP
48 Carl Pavano, R (1, 1) ERA: 4.48	6.1		30	10	5	5	3	1	0	1	0	0	1	65	103	7.11	1.737
54 Phil Dumatrait, L (7, 1) ERA: 3.79	1.2		5	0	0	0	1	0	0	0	0	0	0	17	27	0.00	0.000
55 Matt Capps, R (9, 1) ERA: 4.34	0.0	L	1	1	1	1	0	0	0	0	0	0	1	1	1	∞	∞

PITCHER	IP	WLS	BF	H	R	ER	SO	BB	IBB	HBP	BLK	WP	HR	S	P	ERA	WHIP

BOTTOM

Minnesota Twins @ Cleveland Indians

Progressive Field, Cleveland, OH

Fri Sep 23 2011, 7:48 PM - 10:40 PM EDT

Att. 36,807 - Drizzle - 61 F

livebaseballscorecards.com

AB	33
R	6
H	11
RBI	6
BB	1
SO	4
LOB	15

Batter	1	2	3	4	5	6	7	8	9	AB	R	H	RBI	BB	SO	LOB
2 Denard Span, L (1, 8) OBP: 0.326, SLG: 0.336	C FF 92 F SI 90 B FF 93 X SL 82 1-2 ① L7		C FF 90 B FF 89 F FF 90 C FF 92 1-3 ② K		F SI 91 C CU 76 B SI 92 B FF 92 B CH 82 X SI 90 3-2 ① P4		B FF 91 X FF 92 1-0 1-2 1B		C FF 95 B FF 94 X SI 93 1-1 ③ G4-3	5	0	1	0	0	1	1
11 Ben Revere, L (1, 7) OBP: 0.312, SLG: 0.304	C FF 93 X FF 92 0-1 2B		C FF 91 X FF 91 0-1 2B		C CU 76 X FF 91 0-1 ② FC4-6 5 WP 1-2f		B FF 91 C FF 92 B FS 86 X FF 92 2-1 ① L7			4	0	2	0	0	0	3
5 Michael Cuddyer, R (1, 10) OBP: 0.346, SLG: 0.454	B CH 78 X FF 92 1-0 ② P4		B CH 79 B FF 91 F FF 91 F CH 79 T FF 91 2-2 ③ K		B SL 81 B FF 90 S SI 90 F FF 92 F FF 92 S CU 78 2-3 ③ K 1-2		C SL 84 S FS 86 S FS 86 0-3 ② K			4	0	0	0	0	3	5
27 Chris Parmelee, L (1, 3) OBP: 0.439, SLG: 0.586	B FF 89 C SI 92 B SL 82 S FF 91 F SI 92 B FF 92 S FF 93 3-3 ③ K			C FF 91 C CU 75 B SI 92 B SI 93 B SL 83 F FF 92 S FF 92 3-3 ① K		C CU 78 S FF 91 C FF 92 0-3 ① K	B SL 81 B FF 92 F FF 93 C FS 86 S FS 88 2-3 ③ K			4	0	0	0	0	4	3
22 Danny Valencia, R (1, 5) OBP: 0.296, SLG: 0.387		C SI 90 B SI 91 X FF 91 1-1 ① L8		B CU 77 S CH 81 F FF 92 B SI 92 F FF 92 X SI 93 2-2 24 1B 38 WP 1B		C CH 82 B CU 77 B CH 82 B FF 92 X FF 90 3-1 24 2B 1B		C FF 94 F SL 86 B FF 93 B FF 96 B SL 86 S FF 94 3-3 ① K		4	2	2	0	0	1	0
24 Trevor Plouffe, R (1, 6) OBP: 0.307, SLG: 0.391		B FF 90 X CH 80 1-0 1B		B FF 91 B FF 90 C FF 90 X SI 91 2-1 38 WP 1-3 1B		X FF 91 0-0 1-H 2B		C FF 94 S SL 87 B SL 87 S SL 87 1-3 ② K2-3		4	0	3	1	0	1	0
38 Luke Hughes, R (1, 4) OBP: 0.292, SLG: 0.343		C FF 90 B FF 90 B CH 79 F FF 91 B FF 91 F FF 90 F FF 91 1 SAFE X FF 90 3-2 ② F7		C CH 80 B CH 79 X FF 91 1-1 ② G5-3 1-2 3-H		F FF 90 D CH 81 B FF 90 F FF 90 F CU 76 F SL 81 X FF 92 2-2 ② L7		S FF 95 B FF 96 C SI 95 F SL 86 B SI 95 X SI 94 2-2 ③ G6-3		4	0	0	0	0	0	3
63 Joe Benson, R (1, 9) OBP: 0.246, SLG: 0.356		C FF 90 1 SAFE X FF 91 0-1 ③ F8		S CU 79 S CU 78 F FF 91 S CU 77 0-3 ③ K		B SL 83 C FS 84 C SL 83 S FS 87 1-3 ③ K			C FF 93 S SL 85 B SI 93 B SL 84 C SI 94 2-3 ① K	4	0	0	0	0	3	3
32 René Rivera, R (1, 2) OBP: 0.216, SLG: 0.208 20 Matt Tolbert, S (9, PH) OBP: 0.248, SLG: 0.265			X FF 90 0-0 ① G6-3		C SI 90 B CH 81 B FF 90 B SI 90 X SI 90 3-1 11 FC4-6 1B		B FF 91 B FF 91 H FF 92 3-0 2 1B HBP		C SI 95 B CH 87 X FF 93 1-1 ② P5	2 1	0 0	1 0	0 0	0 0	0 0	0 0
Inning Stats	R: 0 E: 0 K: 1 S: 10 H: 1 LOB: 1 BB: 0 P: 15	R: 0 E: 0 K: 0 S: 10 H: 1 LOB: 1 BB: 0 P: 15	R: 0 E: 0 K: 2 S: 9 H: 1 LOB: 0 BB: 0 P: 12	R: 1 E: 0 K: 2 S: 16 H: 2 LOB: 1 BB: 0 P: 24	R: 0 E: 0 K: 1 S: 11 H: 1 LOB: 1 BB: 0 P: 19	R: 1 E: 0 K: 2 S: 14 H: 2 LOB: 1 BB: 0 P: 20	R: 0 E: 0 K: 2 S: 9 H: 1 LOB: 2 BB: 0 P: 17	R: 0 E: 0 K: 2 S: 10 H: 0 LOB: 0 BB: 0 P: 16	R: 0 E: 0 K: 1 S: 7 H: 0 LOB: 0 BB: 0 P: 11	1B: 6 2B: 3 3B: 0 HR: 0 SF: 0 SAC: 0 DP: 0 HBP: 1						

TOP

Minnesota Twins @ Cleveland Indians

Progressive Field, Cleveland, OH

Sat Sep 24 2011, 1:07 PM - 3:48 PM EDT

Att. 26,197 - Partly Cloudy - 65 F

livebaseballscorecards.com

AB	36
R	2
H	9
RBI	1
BB	0
SO	13
LOB	18

WP: 2 PA: 37
PB: 0
SB: 0
CS: 0

PITCHER		IP	WLS	BF	H	R	ER	SO	BB	IBB	HBP	BLK	WP	HR	S	P	ERA	WHIP
31 David Huff, L ERA: 4.09	(1, 1)	5.2		25	8	2	2	7	0	0	0	0	2	0	67	101	3.18	1.412
44 Zach Putnam, R ERA: 6.35	(6, 1)	1.1	W	6	1	0	0	3	0	0	1	0	0	0	12	21	0.00	0.750
56 Frank Herrmann, R ERA: 5.11	(8, 1)	2.0		6	0	0	0	3	0	0	0	0	0	0	17	27	0.00	0.000

PITCHER	IP	WLS	BF	H	R	ER	SO	BB	IBB	HBP	BLK	WP	HR	S	P	ERA	WHIP

BOTTOM

Minnesota Twins @ Cleveland Indians

Progressive Field, Cleveland, OH

Sat Sep 24 2011, 1:07 PM - 3:48 PM EDT

Att. 26,197 - Partly Cloudy - 65 F

livebaseballscorecards.com

Batter	1	2	3	4	5	6	7	8	9	AB	R	H	RBI	BB	SO	LOB
16 Jason Donald, R (1, 6) OBP: 0.348, SLG: 0.398	B FF 91 B SI 90 C FF 90 X SI 92 2-1 ① G4-3		C CU 70 X FF 91 0-1 ① G5-3		C FF 92 C CH 86 B FF 90 B FF 92 B FF 85 C CU 72 3-3 ③ K	X FF 96 0-0 22 1B 1-2 2-3 1B				4	0	1	0	0	1	0
22 Jason Kipnis, L (1, 4) OBP: 0.356, SLG: 0.563	C FF 92 B CU 74 B CU 74 C FF 92 X FF 93 2-2 48 1B / 47 2B 1B		C FF 90 B FF 91 X SL 81 1-1 ② P6			C FF 91 C FF 91 B SI 90 B SL 85 B FF 92 48 HBP 41 BB / 47 SF7 BB C CH 87 B FF 90 X CH 87 1-1 1-2 2-H 3-H 1B				3	2	2	2	1	0	0
41 Carlos Santana, S (1, 2) OBP: 0.350, SLG: 0.458	B CU 73 F SI 91 B FF 92 X CH 83 2-1 ② L9		B FF 91 B FF 92 C CU 71 B CU 76 X FF 93 3-1 ③ P4			B FF 91 B CH 84 B SI 91 B FF 92 4-0 48 HBP / 7 2B BB 1-2 B FF 90 F FF 92 X CH 87 1-1 G3				3	1	0	0	1	0	3
48 Travis Hafner, L (1, 10) OBP: 0.362, SLG: 0.452	B FF 92 X FF 92 1-0 47 2B 1B 1-3			B FF 90 X SL 81 1-0 ① F9		B SL 85 C SL 85 B FF 92 B SI 92 F FF 92 H SL 85 4-2 7 2B / 9 1B HBP 1-2 2-3	B SI 90 C SI 90 B SL 79 F SI 91 F SI 92 F SI 92 F SL 81 X SL 82 2-2 ① G3			3	2	1	0	0	0	0
47 Shelley Duncan, R (1, 7) OBP: 0.325, SLG: 0.478	B SI 92 C FF 94 C FF 92 F SL 86 X SL 86 1-2 2B 1-H 3-H			B FF 92 B FF 92 F SI 92 F SI 92 B FF 93 F FF 93 X FF 94 3-2 ② G5-3		B CH 83 X CH 83 1-0 ① SF7 3-H	S SI 90 S SI 92 F SI 93 S SL 83 0-3 ② K			3	0	1	3	0	1	0
7 Matt LaPorta, R (1, 3) OBP: 0.296, SLG: 0.413	S FF 91 F CH 83 B FF 93 D FF 85 S SI 93 2-3 ③ K			B FF 92 F FF 85 B CU 75 B FF 91 F FF 93 B FF 94 4-2 BB		S CH 83 X SL 85 0-1 9 1B / 1 1B 2B 1-3 2-H	F SL 81 F SI 90 S SI 92 0-3 ③ K			3	1	1	1	1	2	1
9 Jack Hannahan, L (1, 5) OBP: 0.330, SLG: 0.382		C FF 89 F FF 90 F SI 92 F FF 93 B SL 85 S SL 86 1-3 ① K		S FF 91 C FF 92 X FF 92 0-2 ③ F8		F SI 92 B FF 92 F SI 91 F FF 92 B SL 86 X SL 88 2-2 16 1B 1 1B / 22 1B 2-3 3-H 1B		B SI 88 X SI 87 1-0 1 G4-6-3 1B		4	1	2	1	0	1	1
4 Trevor Crowe, S (1, 8) OBP: 0.313, SLG: 0.250 1 Kosuke Fukudome, L (2, 9) OBP: 0.346, SLG: 0.378		C FF 92 B SL 82 F FF 91 F SL 83 S FF 94 1-3 ② K			S SL 81 B SL 84 X FF 91 1-1 ① G1-3	B FF 94 X FF 95 1-0 16 1B / 22 1B 1-2 3-H 1B		B SI 88 F SI 89 B SL 80 X SL 79 2-1 ①② G4-6-3 1-2f		0 4	0 1	0 1	0 1	0 0	0 1	0 1
12 Ezequiel Carrera, L (1, 9) (2, 8) OBP: 0.310, SLG: 0.311		C FF 92 C FF 91 B FF 94 B FF 94 X FF 93 2-2 ③ G4-3			F FF 91 X SL 85 0-1 ② F8	C CH 84 F CH 88 C FF 96 0-3 ② K		F SI 90 B SL 84 F SI 91 F SL 84 X SI 91 1-2 ③ F8		4	0	0	0	0	1	2
Inning Stats	R: 2 E: 0 K: 1 S: 15 H: 3 LOB: 1 BB: 0 P: 25	R: 0 E: 0 K: 2 S: 12 H: 0 LOB: 0 BB: 0 P: 16	R: 0 E: 0 K: 0 S: 6 H: 0 LOB: 0 BB: 0 P: 10	R: 0 E: 0 K: 0 S: 10 H: 0 LOB: 1 BB: 1 P: 18	R: 0 E: 0 K: 1 S: 7 H: 0 LOB: 0 BB: 0 P: 11	R: 6 E: 0 K: 1 S: 19 H: 5 LOB: 2 BB: 2 P: 37	R: 0 E: 0 K: 2 S: 13 H: 0 LOB: 0 BB: 0 P: 15	R: 0 E: 0 K: 0 S: 7 H: 1 LOB: 0 BB: 0 P: 11								

AB	31
R	8
H	9
RBI	8
BB	3
SO	7
LOB	8

1B: 7	SF: 1	WP: 0	PA: 36
2B: 2	SAC: 0	PB: 0	
3B: 0	DP: 1	SB: 0	
HR: 0	HBP: 1	CS: 0	

PITCHER		IP	WLS	BF	H	R	ER	SO	BB	IBB	HBP	BLK	WP	HR	S	P	ERA	WHIP
52 Brian Duensing, L ERA: 5.23	(1, 1)	5.0		19	3	2	2	4	1	0	0	0	0	0	50	80	3.60	0.800
47 Francisco Liriano, L ERA: 5.09	(6, 1)	0.1	L	6	2	5	5	0	2	0	1	0	0	0	10	25	135.00	12.000
37 Jim Hoey, R ERA: 5.64	(6, 1)	0.2		5	3	1	1	1	0	0	0	0	0	0	9	12	13.50	4.500
30 Scott Baker, R ERA: 3.14	(7, 1)	2.0		6	1	0	0	2	0	0	0	0	0	0	20	26	0.00	0.500

PITCHER	IP	WLS	BF	H	R	ER	SO	BB	IBB	HBP	BLK	WP	HR	S	P	ERA	WHIP

Batter	1	2	3	4	5	6	7	8	9	AB	R	H	RBI	BB	SO	LOB
11 Ben Revere, L (1, 8) OBP: 0.315, SLG: 0.310	B FF 89 C SI 88 F SI 90 B FF 90 X SI 92 2-2 G6-3	B SI 91 C SI 89 B FF 89 B SI 89 X SI 88 3-1 24 FC6-5 24 S 1B 3-H		D SI 90 C SI 90 X FF 89 1-1 24 G5-4-3 1B 1-2		C FF 90 X FF 92 0-1 1-3 2B			B FF 95 C FF 94 X FF 94 1-1 G4-3	5	0	3	1	0	0	0
24 Trevor Plouffe, R (1, 6) OBP: 0.306, SLG: 0.387	B SI 90 C SI 90 B SL 85 B SI 90 B SI 89 4-1 5 2B 22 SF8 BB	1 SAFE B SI 90 B FC 87 F SI 91 B SL 82 X SI 91 3-1 FC6-5 1-3		X SL 83 0-0 G5-4-3 1-2f		C SL 78 S FF 90 B FF 91 F SL 80 B FF 90 B SL 81 F SL 82 X FF 90 3-2 SF7 3-H			C FF 94 C FF 94 S SL 85 0-3 K	3	1	0	1	1	1	3
5 Michael Cuddyer, R (1, 10) OBP: 0.347, SLG: 0.455 63 Joe Benson, R (9, PR) OBP: 0.246, SLG: 0.356	X FF 90 0-0 1-3 2B	B FF 90 X SL 82 1-0 P4			F FF 88 F FC 88 F SL 82 B SI 90 F SI 90 X SL 84 1-2 G6-3	C SL 80 X FF 91 0-1 G5-3			X FF 95 0-0 1B	5 0	0 0	2 0	0 0	0 0	0 0	2 0
27 Chris Parmelee, L (1, 3) OBP: 0.423, SLG: 0.548	B SI 89 B CH 80 C FF 89 B SI 90 B SI 89 4-1 BB		C SL 78 X SI 87 0-1 P5		B SL 79 F SI 88 F CH 80 F SL 80 F SI 90 F SI 90 B CH 79 S SI 88 2-3 K		B FF 94 S FF 94 B FF 94 X FF 93 2-1 F8		X FF 94 0-0 F8	4	0	0	0	1	1	1
22 Danny Valencia, R (1, 5) OBP: 0.296, SLG: 0.387	C SI 92 X SL 84 0-1 SF8 3-H		B SI 90 B SI 90 F SI 91 X FF 88 2-1 23 2B 26 F9-2-6-2 1B		C SL 83 X SL 84 0-1 G3-1		B FF 95 C FF 95 X FF 95 1-1 G4-3			3	0	1	1	0	0	0
23 Rene Tosoni, L (1, 9) OBP: 0.267, SLG: 0.306	F SI 89 B SI 90 X FF 91 1-1 G4-3		B FF 89 S FF 88 B SI 88 X FF 88 2-1 1-3 2B			B CH 78 F FF 88 B SI 88 X SI 88 2-1 F7	C FF 95 F FF 95 B FF 97 B FF 96 X FF 95 2-2 F8			4	0	1	0	0	0	2
26 Brian Dinkelman, L (1, 7) OBP: 0.391, SLG: 0.359		B SI 88 B SI 88 C SI 90 F FF 89 F FF 90 F SL 82 X FF 91 2-2 20 F8 41 3B 2B	X SI 89 0-0 F9-2-6-2 3-H	F SI 87 F CH 79 B SI 90 B SI 88 F SI 89 B CH 79 F SI 88 B SI 89 4-2 20 1B 41 1B BB				B FF 91 T FF 91 X SL 82 1-1 P3		3	2	1	0	1	0	2
20 Matt Tolbert, S (1, 4) OBP: 0.252, SLG: 0.266 32 René Rivera, R (8, 2) OBP: 0.216, SLG: 0.208		F SI 89 X SI 90 0-1 F8 2-3		F SI 87 B CH 79 B CH 79 B SI 86 B SI 88 4-1 41 FC5-4 BB		C SI 89 C FF 89 X SL 84 0-2 41 1B 41 1B 1B 1-2		C SL 82 B FF 91 C FF 91 S CH 82 1-3 K		3 0	1 0	1 0	0 0	1 0	1 0	1 0
41 Drew Butera, R (1, 2) OBP: 0.202, SLG: 0.236 38 Luke Hughes, R (8, PH) OBP: 0.291, SLG: 0.342 (8, 4)		F SI 92 F SI 91 X CH 81 0-2 11 1B 3B 3-H		C SI 90 L FF 90 B SL 83 X SI 91 1-2 FC5-4 11 1B 1-2f		B FF 89 C SI 90 B SI 90 C SI 89 D SL 85 X SI 90 3-2 11 2B 24 SF7 1B 1-H 2-H		C FF 91 B SL 82 F FF 92 B FF 92 B SL 81 F FF 92 S FF 92 3-3 K		3 1	2 0	2 0	3 0	0 1	0 0	1 0
Inning Stats	R: 1 E: 0 K: 0 S: 10 H: 1 LOB: 2 BB: 2 P: 21	R: 2 E: 0 K: 0 S: 15 H: 3 LOB: 1 BB: 0 P: 24	R: 0 E: 0 K: 0 S: 7 H: 2 LOB: 1 BB: 0 P: 11	R: 0 E: 0 K: 0 S: 7 H: 1 LOB: 1 BB: 1 P: 13	R: 0 E: 0 K: 1 S: 13 H: 0 LOB: 0 BB: 0 P: 16	R: 3 E: 0 K: 0 S: 21 H: 3 LOB: 1 BB: 1 P: 33	R: 0 E: 0 K: 0 S: 7 H: 0 LOB: 0 BB: 0 P: 12	R: 0 E: 0 K: 2 S: 9 H: 0 LOB: 0 BB: 0 P: 14	R: 0 E: 0 K: 1 S: 7 H: 1 LOB: 1 BB: 0 P: 8	1B: 6 2B: 5 3B: 1 HR: 0 SF: 2 SAC: 0 DP: 2 HBP: 0						

PITCHER		IP	WLS	BF	H	R	ER	SO	BB	IBB	HBP	BLK	WP	HR	S	P	ERA	WHIP
51 Mitch Talbot, R ERA: 6.64	(1, 1)	5.1		27	9	6	6	1	4	0	0	0	0	0	64	106	10.12	2.438
45 Josh Judy, R ERA: 4.85	(6, 1)	0.2		3	1	0	0	0	0	0	0	0	0	0	9	12	0.00	1.500
50 Nick Hagadone, L ERA: 4.82	(7, 1)	1.0	W	3	0	0	0	0	0	0	0	0	0	0	7	12	0.00	0.000
49 Tony Sipp, L ERA: 2.79	(8, 1)	1.0	H	3	0	0	0	2	0	0	0	0	0	0	9	14	0.00	0.000
54 Chris Perez, R ERA: 3.32	(9, 1)	1.0	S	4	1	0	0	1	0	0	0	0	0	0	7	8	0.00	1.000

PITCHER	IP	WLS	BF	H	R	ER	SO	BB	IBB	HBP	BLK	WP	HR	S	P	ERA	WHIP

TOP

Minnesota Twins @ Cleveland Indians

Progressive Field, Cleveland, OH

Sat Sep 24 2011, 7:08 PM - 10:07 PM EDT

Att. 30,748 - Partly Cloudy - 64 F

livebaseballscorecards.com

AB	34
R	6
H	11
RBI	6
BB	4
SO	4
LOB	12

BOTTOM

Minnesota Twins @ Cleveland Indians

Progressive Field, Cleveland, OH

Sat Sep 24 2011, 7:08 PM - 10:07 PM EDT

Att. 30,748 - Partly Cloudy - 64 F

livebaseballscorecards.com

Batter	1	2	3	4	5	6	7	8	9	AB	R	H	RBI	BB	SO	LOB
1 Kosuke Fukudome, L (1, 9) OBP: 0.345, SLG: 0.375	B SI 88 C SI 87 C SI 88 F CU 82 X CU 81 1-2 ① F8		S CU 81 X SI 89 0-1 ① F8		B FF 90 C CU 81 S CU 81 C SI 89 1-3 ③ K	**B SL 79** **F FF 89** **S FF 89** **B FF 90** **1 SAFE** **1 SAFE** 1 SAFE B FF 92 S FF 90 3-3 ③ K		C SI 90 C SI 90 B SI 90 B SI 90 B SI 89 B FF 88 4-2 16 WP BB		4	0	0	0	1	2	3
13 Asdrúbal Cabrera, S (1, 6) OBP: 0.333, SLG: 0.463 16 Jason Donald, R (7, 6) OBP: 0.351, SLG: 0.400	S CU 81 C CU 81 F SI 90 X SI 89 0-2 ② F8		B CU 81 T CH 85 X SI 89 1-1 ② F8			B FF 87 C SI 87 C SI 87 F CU 80 F SI 88 B CH 82 F CU 79 X CU 80 2-2 ① F9	B SL 79 C FF 88 F FF 90 F FF 91 F SL 81 F SL 80 B FF 93 B FF 92 X FF 91 3-2 41 1B 47 2B 1B	C SL 76 S SL 80 D SL 80 S SL 80 1-3 ③ K **1-2**		3 2	0 1	0 1	0 0	0 1	0 1	2 1
41 Carlos Santana, S (1, 3) OBP: 0.351, SLG: 0.460	C CH 83 B SI 90 X SI 90 1-1 ③ G5-3		C CU 81 D CU 83 X SI 88 1-1 ③ F8			X SI 89 0-0 47 1B 2B	B FF 90 B SL 79 X FF 89 2-0 **1-2** 47 2B 1B			4	2	2	0	0	0	2
25 Jim Thome, L (1, 10) OBP: 0.355, SLG: 0.473		B SI 88 F SI 88 B CU 80 B CU 80 X SI 88 3-1 ① F7		B CU 78 B CU 78 X SI 88 2-0 ① P2		C CU 79 B SI 88 B FF 88 B CU 80 B SI 89 4-1 47 1B 8 2B BB	C SL 80 B SL 83 S SL 79 B SL 81 C FF 92 2-3 ① K			3	1	0	0	1	1	2
47 Shelley Duncan, R (1, 7) OBP: 0.328, SLG: 0.483		C SI 89 F CU 80 F SI 88 X CU 80 0-2 ② F7		S CU 80 C SI 89 B SI 90 X SI 89 1-2 ② G5-3		F CU 80 S SI 89 F SI 89 X FF 89 0-2 8 2B 6 1B **1-2** **2-H** 1B	F SL 89 B SI 94 F SI 92 B FF 91 B FF 95 F SI 94 X SI 94 3-2 6 L6-4 **1-H** **2-H** 2B			4	1	2	3	0	0	0
8 Lonnie Chisenhall, L (1, 5) OBP: 0.286, SLG: 0.425		B CU 80 B FF 89 B SI 89 B SI 88 4-0 BB		C SI 90 B SI 88 X CU 81 1-1 6 FC5-4 1B		F CU 78 F SI 89 B SI 89 F SI 89 F SI 90 X SI 90 1-2 6 1B 46 G3 **1-3** **2-H** 2B	I I I IN 59 I 4-0 IBB			2	1	2	1	2	0	0
6 Lou Marson, R (1, 2) OBP: 0.305, SLG: 0.305	C SI 89 B SI 88 F CH 84 B SI 89 X CU 82 2-2 ③ L7			X CH 84 0-0 ③ FC5-4 **1-2f**		F SL 87 F SI 93 F SI 93 X SL 87 0-2 46 G3 12 1B **2-3** **3-H** 1B	B FF 93 C SL 80 X SL 82 1-1 ② ③ L6-4 **2-2**			4	1	1	1	0	0	4
46 Cord Phelps, S (1, 4) OBP: 0.234, SLG: 0.232			C SI 89 B CH 82 B SI 89 X SI 89 2-1 12 1B 1B		C SI 88 B SI 88 X CH 82 1-1 ① F7	B SI 92 B SI 92 F SI 91 B SI 92 X FF 90 3-1 ② G3 **1-2** **3-H**		X SI 88 0-0 ① G4-3		4	0	1	1	0	0	1
12 Ezequiel Carrera, L (1, 8) OBP: 0.314, SLG: 0.316			F F SI 89 X CU 81 0-2 **1-2** 1B		C FF 89 F FF 90 X SI 89 0-2 ② F8	B CU 76 X SI 93 1-0 **2-H** 1B		C FF 90 S SI 89 S FF 90 0-3 ② K		4	0	2	1	0	1	0
Inning Stats	R: 0 H: 0 E: 0 LOB: 0 K: 0 BB: 0 S: 10 P: 12	R: 0 H: 0 E: 0 LOB: 1 K: 0 BB: 1 S: 9 P: 18	R: 0 H: 2 E: 0 LOB: 2 K: 0 BB: 0 S: 11 P: 15	R: 0 H: 1 E: 0 LOB: 1 K: 0 BB: 0 S: 7 P: 11	R: 0 H: 0 E: 0 LOB: 0 K: 1 BB: 1 S: 8 P: 10	R: 5 H: 5 E: 0 LOB: 1 K: 1 BB: 1 S: 27 P: 41	R: 2 H: 3 E: 0 LOB: 1 K: 1 BB: 1 S: 16 P: 31	R: 0 H: 0 E: 0 LOB: 1 K: 2 BB: 1 S: 9 P: 14		1B: 8 SF: 0 2B: 4 SAC: 0 3B: 0 DP: 1 HR: 0 HBP: 0						

AB	34
R	7
H	11
RBI	7
BB	4
SO	5
LOB	15

WP: 1 PA: 38
PB: 0
SB: 0
CS: 0

PITCHER		IP	WLS	BF	H	R	ER	SO	BB	IBB	HBP	BLK	WP	HR	S	P	ERA	WHIP
58 Scott Diamond, L ERA: 5.08	(1, 1)	5.1		24	6	4	4	1	2	0	0	0	0	0	62	90	6.75	1.500
31 Alex Burnett, R ERA: 5.51	(6, 1)	0.1	H	3	2	1	1	0	0	0	0	0	0	0	7	11	27.00	6.000
50 Jose Mijares, L ERA: 4.59	(6, 1)	0.2	L	4	2	2	2	2	0	0	0	0	0	0	13	23	27.00	3.000
55 Matt Capps, R ERA: 4.29	(7, 1)	0.2	B	3	1	0	0	0	0	1	0	0	0	0	6	14	0.00	1.500
57 Kyle Waldrop, R ERA: 6.3	(8, 1)	1.0		4	0	0	0	2	1	0	0	0	1	0	9	14	0.00	1.000

PITCHER	IP	WLS	BF	H	R	ER	SO	BB	IBB	HBP	BLK	WP	HR	S	P	ERA	WHIP

Batter	1	2	3	4	5	6	7	8	9	10	AB	R	H	RBI	BB	SO	LOB
2 Denard Span, L (1, 8) OBP: 0.327, SLG: 0.348	B FF 91 X FF 91 1-0 11 1B 2B	B FF 93 B SI 92 X SI 92 2-0 ② FC5 1-2 2-3f			C CH 87 B FF 93 X CH 86 1-1 11 G4-3 3B		C FF 85 X FF 88 0-1 ② G3 2-3			C FF 92 C SL 82 F FF 93 X SL 82 0-2 ① G3	5	2	2	0	0	0	3
11 Ben Revere, L (1, 7) OBP: 0.314, SLG: 0.309	B SI 92 B FF 92 X FF 91 2-0 27 1B 22 SF9 2-H 1B	D SI 86 S SI 93 X SI 93 1-1 ③ G1-3			B SI 94 X SI 95 1-0 ② G4-3 3-H		B FF 87 B FF 87 C FF 89 B FF 91 X FF 90 3-1 ③ G1-3			C SL 81 S SL 82 F SL 83 F SL 81 F FF 92 S SL 83 0-3 ② K	5	1	1	2	0	1	3
5 Michael Cuddyer, R (1, 10) OBP: 0.345, SLG: 0.455	F SI 92 S FF 92 F SI 92 F SI 93 P PO 84 P PO 84 F SI 92 X SL 85 2-2 ① F9	F SI 91 X SI 94 0-1 ① L9			S SI 94 B SI 94 S SI 93 F SI 93 S SI 94 1-3 ③ K			B FF 91 C FF 92 S FF 93 F FF 93 S FF 93 1-3 ① K		S CH 82 B FF 91 C SL 82 F SL 83 F SL 81 X FF 92 1-2 27 1B 2B	5	1	1	0	0	2	1
27 Chris Parmelee, L (1, 3) OBP: 0.421, SLG: 0.537	X SI 93 0-0 1-3 1B	C SI 93 F SI 87 F CH 86 B SI 93 B SI 86 B SI 93 F SI 93 F CH 86 T SI 94 3-2 ② K		F CH 86 B SI 93 B SI 93 B SI 93 F SI 92 F SI 94 X SI 92 3-2 ① F7			X FF 92 0-0 ② G4-3		B FF 93 C SL 82 S FF 92 B FF 92 B FF 92 X SL 84 3-2 2-H 1B	5	0	2	1	0	1	0
22 Danny Valencia, R (1, 5) OBP: 0.294, SLG: 0.384	B SI 92 F SI 92 C CH 85 B CH 85 F SI 93 X FF 92 2-2 ② SF9 3-H	B SI 93 S SI 94 B CH 87 B SI 94 X SI 93 3-1 ③ G6-3				X SI 93 0-0 ② G6-3		B FF 93 B FF 90 S FF 91 F FF 93 S FF 94 2-3 ③ K		C FF 91 F SL 82 X SL 82 0-2 ③ F8	4	0	0	1	0	1	1
24 Trevor Plouffe, R (1, 6) OBP: 0.305, SLG: 0.396	C SI 92 X CH 86 0-1 ③ L9			F SL 86 X SI 92 0-1 ① G6-3		B SI 94 X SI 93 1-0 HR			C SI 89 L SI 89 F SL 82 X FF 91 0-2 ① P3		4	1	1	1	0	0	1
26 Brian Dinkelman, L (1, 4) OBP: 0.370, SLG: 0.338		B SI 91 B SI 92 C FF 91 X SI 92 2-1 ① F8		C SI 93 C SI 93 B SI 93 B CH 87 X SI 93 2-2 ② G4-3		F SI 93 F SI 95 B FF 94 B SI 94 B CH 86 F CH 86 S SI 94 3-3 ③ K			B SL 82 F SI 90 B SI 89 S SI 90 X FF 90 2-2 ② G4-3		4	0	0	0	0	1	0
63 Joe Benson, R (1, 9) OBP: 0.277, SLG: 0.371 32 René Rivera, R (9, 2) OBP: 0.216, SLG: 0.208		C SL 86 B SL 87 X SI 93 1-1 2 FC5 41 1B 1B		X SI 93 0-0 ③ G1-5-3			B CH 87 S SI 93 B SI 92 B SI 92 B SI 92 4-1 2 G3 41 SH1-4 BB		B SL 82 B FF 91 F SI 89 F SI 90 B FF 91 X SI 90 3-2 23 CS 1B		3 0	0 0	2 0	0 0	1 0	0 0	0 0
41 Drew Butera, R (1, 2) OBP: 0.205, SLG: 0.238 23 Rene Tosoni, L (9, PH) OBP: 0.271, SLG: 0.329 (9, 9)		B SI 91 F SI 91 X SI 92 1-1 2 FC5 1-2 1B		C SI 91 S SI 93 F SI 93 B SI 93 X SI 93 1-2 ① G6-3			L SI 89 X SI 91 0-1 ① SH1-4 1-2		B SI 89 B SL 83 C SI 89 1 SAFE F FF 90 B SL 84 3-2 ③ CS 1-2 F FF 91 B FF 92 X FF 92 1-1 HR		2 1	0 1	1 1	0 1	0 0	0 0	0 0
Inning Stats	R: 2 E: 0 K: 0 S: 17 H: 3 LOB: 1 BB: 0 P: 22	R: 0 E: 0 K: 0 S: 9 H: 2 LOB: 2 BB: 0 P: 16	R: 0 E: 0 K: 1 S: 10 H: 0 LOB: 0 BB: 0 P: 16	R: 0 E: 0 K: 0 S: 6 H: 0 LOB: 0 BB: 0 P: 8	R: 1 E: 0 K: 1 S: 11 H: 1 LOB: 0 BB: 0 P: 15	R: 1 E: 0 K: 1 S: 10 H: 1 LOB: 0 BB: 0 P: 17	R: 0 E: 0 K: 0 S: 7 H: 0 LOB: 1 BB: 1 P: 14	R: 0 E: 0 K: 2 S: 8 H: 0 LOB: 0 BB: 0 P: 11	R: 0 E: 0 K: 0 S: 12 H: 1 LOB: 0 BB: 0 P: 20	R: 2 E: 0 K: 1 S: 23 H: 3 LOB: 1 BB: 0 P: 28	1B: 6 2B: 2 3B: 1 HR: 2 SF: 1 SAC: 1 DP: 0 HBP: 0	WP: 0 PB: 0 SB: 0 CS: 1 PA: 42					

PITCHER		IP	WLS	BF	H	R	ER	SO	BB	IBB	HBP	BLK	WP	HR	S	P	ERA	WHIP
55 Roberto Hernandez, R ERA: 5.25	(1, 1)	6.1		27	7	4	4	3	1	0	0	0	0	1	66	101	5.68	1.263
53 Rafael Perez, L ERA: 3.02	(7, 1)	0.2		2	0	0	0	0	0	0	0	0	0	0	4	7	0.00	0.000
52 Vinnie Pestano, R ERA: 2.21	(8, 1)	1.0		3	0	0	0	2	0	0	0	0	0	0	8	11	0.00	0.000
38 Joe Smith, R ERA: 1.77	(9, 1)	1.0		3	1	0	0	0	0	0	0	0	0	0	12	20	0.00	1.000
49 Tony Sipp, L ERA: 3.03	(10, 1)	1.0	L	6	3	2	2	1	0	0	0	0	0	1	23	28	18.00	3.000

PITCHER		IP	WLS	BF	H	R	ER	SO	BB	IBB	HBP	BLK	WP	HR	S	P	ERA	WHIP

TOP

Minnesota Twins @ Cleveland Indians

Progressive Field, Cleveland, OH

Sun Sep 25 2011, 1:06 PM - 4:15 PM EDT

Att. 22,539 - Cloudy - 76 F

livebaseballscorecards.com

AB	38
R	6
H	11
RBI	6
BB	1
SO	6
LOB	9

Minnesota Twins @ Cleveland Indians

Progressive Field, Cleveland, OH

Sun Sep 25 2011, 1:06 PM - 4:15 PM EDT

Att. 22,539 - Cloudy - 76 F

livebaseballscorecards.com

Batter	1	2	3	4	5	6	7	8	9	10	AB	R	H	RBI	BB	SO	LOB
1 Kosuke Fukudome, L (1, 9) OBP: 0.345, SLG: 0.376	C SI 87 B FF 88 C SL 79 X FF 88 1-2 22 FC6-4 1B	B SL 78 C SL 80 B SL 79 X SI 88 2-1 22 BB 1B		B SI 90 C SL 81 C SI 90 S FF 91 1-3 ② K			B FF 93 C CH 78 B CH 77 F FF 94 X FF 94 2-2 ② F8			X FF 92 0-0 ① P4	5	0	2	0	0	1	0
22 Jason Kipnis, L (1, 4) OBP: 0.350, SLG: 0.545	C SI 88 B SI 90 C SI 89 B CU 74 X SI 90 2-2 ① FC6-4 47 1B 48 1B 8 1B 1-2f	B SI 89 1 SAFE B SI 89 B SI 91 C SI 89 B SI 90 4-1 41 G6-4-3 1-2 BB		C SL 80 X SI 90 0-1 ③ F7			B SI 92 B FF 92 X FF 91 2-0 ③ F7			B FF 93 X FF 92 1-0 ② P6	4	1	0	0	1	0	1
41 Carlos Santana, S (1, 3) OBP: 0.351, SLG: 0.459	C SL 79 B FF 91 S SL 81 T SI 79 1-2 ② K	F SI 90 D SL 82 X SL 82 1-1 ②③ G6-4-3 1-2f			S SL 80 C SL 78 S SL 79 0-3 ① K			C SL 83 X FF 94 0-1 25 BB 1B		C CU 82 B FF 94 F CU 82 B CH 89 F FF 94 B FF 94 B SL 89 4-2 48 DI BB	4	0	1	0	1	2	3
48 Travis Hafner, L (1, 10) OBP: 0.363, SLG: 0.450	B SI 90 S SL 80 B SI 91 X SI 88 2-1 47 1B 8 1B 1-2 1B		B SI 88 B CH 83 B SI 88 B SI 88 4-0 47 HR BB		B SL 79 X SI 90 1-0 ② G3			B FF 93 B FF 93 B FF 93 C FF 93 F FF 94 X FF 95 3-2 ① L8		B CU 81 B SI 93 C FF 94 F CU 82 X FF 94 2-2 ③ G3 1-2	4	2	1	0	1	0	2
47 Shelley Duncan, R (1, 7) OBP: 0.332, SLG: 0.500 25 Jim Thome, L (8, PH) OBP: 0.357, SLG: 0.473 (9, 5) 32 Jerad Head, R (9, 7) OBP: 0.125, SLG: 0.130	X SL 80 0-0 8 1B 1-2 2-3 1B		B SL 80 X FF 89 1-0 1-H HR		C SL 79 F C SI 91 0-3 ③ K			B SL 85 B SL 85 B FF 96 B FF 95 4-0 8 G4-6-3 1-2 BB			3	1	2	2	0	1	0
											0	0	0	0	1	0	0
											0	0	0	0	0	0	0
8 Lonnie Chisenhall, L (1, 5) OBP: 0.285, SLG: 0.422 (9, 7) (9, 5)	B SL 79 C SI 90 X FF 91 1-1 16 BB 1-3 2-H 3-H 1B		C SI 90 B CH 81 F SI 90 F SL 80 B FF 91 F SL 80 X CU 73 2-2 ① F9			F SL 78 B SI 90 B SI 88 F SL 80 F SI 91 B CU 73 X SI 87 3-2 ① G6-3		X FF 95 0-0 ②③ G4-6-3 1-2f			4	0	1	2	0	0	2
16 Jason Donald, R (1, 6) OBP: 0.362, SLG: 0.406	B FF 91 B SL 83 C SI 90 C FF 91 F SL 81 1 SAFE B SL 82 B FF 90 4-2 1-2 BB		F SL 80 F SL 79 B SI 90 T CU 74 1-2 ② K			F SL 79 B SI 90 B SL 81 X FF 90 2-1 12 G4-6-3 1B			B SI 87 C SL 76 S SI 88 F FF 88 B FF 88 F SL 76 F SI 89 X SL 78 2-2 6 G6-4-3 1B	3	0	2	0	1	1	0
12 Ezequiel Carrera, L (1, 8) OBP: 0.308, SLG: 0.309	C SI 90 B SI 90 T SI 91 X SI 91 1-2 ③ G5-3		C SI 90 B SL 81 X SI 91 1-1 ③ G1-3			F SI 88 F SI 90 X SI 90 0-2 ②③ G4-6-3 1-2f			M SI 88 L FF 89 B FF 89 X 1-2 ① L4		4	0	0	0	0	0	5
6 Lou Marson, R (1, 2) OBP: 0.300, SLG: 0.300		C FF 87 X SI 87 0-1 ① L9		F SL 79 B SI 90 C SI 90 B CU 75 F FF 92 B FF 91 X FF 90 3-2 ① L5			B SL 81 F SI 90 B SL 82 F FF 93 B FF 94 X FF 92 3-2 ① F9		C SL 76 S SL 78 F FF 87 F FF 88 X FF 88 0-2 ②③ G6-4-3 1-2f	4	0	0	0	0	0	1
Inning Stats	R: 2 H: 4 E: 0 LOB: 3 K: 1 BB: 1 S: 20 P: 32	R: 0 H: 1 E: 0 LOB: 1 K: 0 BB: 1 S: 7 P: 14	R: 2 H: 1 E: 0 LOB: 0 K: 1 BB: 1 S: 11 P: 20	R: 0 H: 0 E: 0 LOB: 0 K: 1 BB: 0 S: 9 P: 13	R: 0 H: 0 E: 0 LOB: 0 K: 2 BB: 0 S: 7 P: 8	R: 0 H: 1 E: 0 LOB: 0 K: 0 BB: 0 S: 9 P: 14	R: 0 H: 0 E: 0 LOB: 0 K: 0 BB: 0 S: 7 P: 14	R: 0 H: 1 E: 0 LOB: 0 K: 0 BB: 1 S: 6 P: 13	R: 0 H: 1 E: 0 LOB: 0 K: 0 BB: 0 S: 14 P: 17	R: 0 H: 0 E: 0 LOB: 1 K: 0 BB: 1 S: 8 P: 15							

AB	35
R	4
H	9
RBI	4
BB	5
SO	5
LOB	14

1B: 8 SF: 0
2B: 0 SAC: 0
3B: 0 DP: 4
HR: 1 HBP: 0

WP: 0 PA: 40
PB: 0
SB: 0
CS: 0

PITCHER		IP	WLS	BF	H	R	ER	SO	BB	IBB	HBP	BLK	WP	HR	S	P	ERA	WHIP
62 Liam Hendriks, R ERA: 6.17	(1, 1)	6.0		26	7	4	4	5	3	0	0	0	0	1	63	101	6.00	1.667
17 Lester Oliveros, R ERA: 4.64	(7, 1)	1.0		3	0	0	0	0	0	0	0	0	0	0	7	14	0.00	0.000
15 Glen Perkins, L ERA: 2.52	(8, 1)	1.0		4	1	0	0	0	1	0	0	0	0	0	6	13	0.00	2.000
57 Kyle Waldrop, R ERA: 5.73	(9, 1)	1.0	W	3	1	0	0	0	0	0	0	0	0	0	14	17	0.00	1.000
36 Joe Nathan, R ERA: 4.53	(10, 1)	1.0	S	4	0	0	0	0	1	0	0	0	0	0	8	15	0.00	1.000

PITCHER	IP	WLS	BF	H	R	ER	SO	BB	IBB	HBP	BLK	WP	HR	S	P	ERA	WHIP

Cleveland Indians @ Detroit Tigers

Comerica Park, Detroit, MI

Mon Sep 26 2011, 7:06 PM - 9:45 PM EDT

Att. 29,886 - Partly Cloudy - 66 F

TOP

livebaseballscorecards.com

Batter	1	2	3	4	5	6	7	8	9	AB	R	H	RBI	BB	SO	LOB
1 Kosuke Fukudome, L (1, 9) OBP: 0.344, SLG: 0.374	C SI 89 X SI 91 0-1 ① F7			F CU 75 S CU 76 B CU 75 F SL 88 B FF 91 X CH 83 2-2 ① G1-3		C CH 81 S SL 87 X CH 81 0-2 ② G4-3			B FF 90 F FF 91 X FF 88 1-1 2 FC3-6 1B	3	0	0	0	0	0	0
32 Jerad Head, R (9, PH) OBP: 0.160, SLG: 0.167										1	0	1	0	0	0	0
22 Jason Kipnis, L (1, 4) OBP: 0.343, SLG: 0.532	B SI 91 S SI 92 C CH 84 B CU 77 F SL 88 C FF 91 2-3 ② K			B CH 84 B SL 88 X SI 91 2-0 ② G6-3		C SI 92 C CU 77 S SL 88 0-3 ③ K			C FF 91 F SL 82 F SL 79 F FF 90 F FF 90 B SL 78 F FF 91 B FC 86 X FF 91 2-2 ① F9	3	0	0	0	0	2	0
46 Cord Phelps, S (9, PH) OBP: 0.231, SLG: 0.229										1	0	0	0	0	0	1
13 Asdrúbal Cabrera, S (1, 6) OBP: 0.333, SLG: 0.462	C SI 92 S CU 77 X SL 88 0-2 ③ G4-3			F SI 93 B FF 91 X CU 77 1-1 1B			B CH 84 C FF 90 F SI 91 F SL 87 F FF 91 S CU 75 1-3 ① K		F FF 90 S FC 87 X FF 87 0-2 ② FC3-6 1-2f	3	0	1	0	0	1	0
2 Luis Valbuena, L (9, PH) OBP: 0.227, SLG: 0.279										1	0	0	0	0	0	1
48 Travis Hafner, L (1, 10) OBP: 0.360, SLG: 0.445		C FF 89 B SL 88 F FF 91 B CU 77 F CH 84 B FF 92 X CH 84 3-2 ① F8		1 SAFE C SI 91 F SI 92 X FF 91 0-2 ③ F7			C CU 76 C CH 82 F SL 88 C FF 91 0-3 ② K		C FF 90 C FF 90 F FF 93 B FF 92 B FC 86 D SL 78 X FF 90 3-2 ③ P2	3	0	0	0	0	1	1
16 Jason Donald, R (9, PH) OBP: 0.360, SLG: 0.403										1	0	0	0	0	0	1
47 Shelley Duncan, R (1, 7) OBP: 0.328, SLG: 0.493		C SI 92 C FF 93 F SL 90 F SI 91 F SI 93 B CU 78 F SI 92 S SL 88 1-3 ② K			B CU 77 B FF 92 S SI 91 F SI 92 X SI 92 2-2 ① G5-3		C FF 93 S FF 89 B SL 89 F SI 94 S SI 93 1-3 ③ K			3	0	0	0	0	2	0
8 Lonnie Chisenhall, L (1, 5) OBP: 0.281, SLG: 0.415		C CU 75 X CH 84 0-1 ③ G4-3			F SI 92 B FF 90 B SI 90 F CH 84 X CU 77 2-2 ② F8			C CH 84 S SL 89 X SL 89 0-2 ① P5		3	0	0	0	0	0	0
7 Matt LaPorta, R (1, 3) OBP: 0.299, SLG: 0.415			F SI 90 C CU 77 B SL 89 F SL 88 X SI 91 1-2 ① F8		X FF 89 0-0 12 FC4-6 1B			B SI 92 C SI 92 B SL 88 F SI 91 X SI 92 2-2 E5 1B		3	0	2	0	0	0	0
12 Ezequiel Carrera, L (1, 8) OBP: 0.303, SLG: 0.304			B CU 76 X SI 92 1-0 ② G1-3		B FF 91 B CH 85 X SI 91 2-0 ③ FC4-6 1-2f			C CH 84 B SL 87 S FF 92 S CU 78 1-3 ② K		3	0	0	0	0	1	2
6 Lou Marson, R (1, 2) OBP: 0.297, SLG: 0.296			C SI 90 F FF 89 B FF 91 S FF 93 1-3 ③ K			B FF 90 F SI 90 F SI 90 S SL 88 1-3 ① K		F SI 92 B FF 87 B FF 92 X SI 90 2-1 ③ L3		3	0	0	0	0	2	1

	AB	31
	R	0
	H	4
	RBI	0
	BB	0
	SO	9
	LOB	7

Inning Stats										
	R: 0	H: 0	R: 0	H: 0	R: 0	H: 0	R: 0	H: 1	R: 0	H: 1
	E: 0	LOB: 0	E: 0	LOB: 0	E: 0	LOB: 0	E: 0	LOB: 1	E: 0	LOB: 1
	K: 1	BB: 0	K: 1	BB: 0	K: 1	BB: 0	K: 0	BB: 0	K: 0	BB: 0
	S: 9	P: 11	S: 13	P: 17	S: 8	P: 11	S: 10	P: 15	S: 8	P: 14

Inning Stats										
	R: 0	H: 0	R: 0	H: 0	R: 0	H: 1	R: 0	H: 0	R: 0	H: 1
	E: 0	LOB: 0	E: 1	LOB: 1	E: 0	LOB: 1	E: 0	LOB: 0	E: 0	LOB: 1
	K: 2	BB: 0	K: 1	BB: 0	K: 3	BB: 0	K: 1	BB: 0	K: 0	BB: 0
	S: 9	P: 10	S: 11	P: 16	S: 13	P: 15	S: 16	P: 22		

| | | | | | | | | | |

BOTTOM

Cleveland Indians @ Detroit Tigers

Comerica Park, Detroit, MI

Mon Sep 26 2011, 7:06 PM - 9:45 PM EDT

Att. 29,886 - Partly Cloudy - 66 F

livebaseballscorecards.com

Batter	1	2	3	4	5	6	7	8	9	AB	R	H	RBI	BB	SO	LOB
28 Will Rhymes, L (1, 4) OBP: 0.323, SLG: 0.271	G4-3		21 1B 24 1B 1B	G4-3		F7		32 1B 21 HR 1B F9		6	2	2	0	0	0	2
32 Don Kelly, L (1, 5) (9, 3) OBP: 0.288, SLG: 0.382	G3		F7		24 G6-3 41 2B 2B	21 HBP HBP		21 HR 1-3 2-H 1B		4	2	2	1	0	0	1
21 Delmon Young, R (1, 7) OBP: 0.300, SLG: 0.384	K		24 1B 13 2B 1-2 1B		G6-3	24 FC4-6 1-2 HBP		1-H 3-H HR		4	2	2	3	0	1	1
24 Miguel Cabrera, R (1, 3) OBP: 0.448, SLG: 0.579 29 Danny Worth, R (8, PR) OBP: 0.308, SLG: 0.324 (9, 5)		41 G3-6-3 1B	41 BB 13 2B 1-3 2-H 1B		G6-3 2-3	FC4-6 1-2f		41 2B 25 1B 1B		5 0	1 1	3 0	1 0	0 0	0 0	3 0
41 Victor Martinez, S (1, 10) OBP: 0.374, SLG: 0.463 15 Brandon Inge, R (8, PR) OBP: 0.266, SLG: 0.284 (9, 10)		G3-6-3 1-2f	13 2B 1-2 BB		13 1B 3-H 2B		L8	25 1B 12 2B 1-3 2B		4 0	1 1	2 0	1 0	1 0	0 0	1 0
13 Alex Avila, L (1, 2) OBP: 0.391, SLG: 0.512 18 Omir Santos, R (8, PH) OBP: 0.227, SLG: 0.227 (9, 2)		25 3B BB	1-3 2-H 3-H 2B		25 BB 2-H 1B		G4-3	K		3 1	1 0	2 0	3 0	1 0	0 1	0 3
25 Ryan Raburn, R (1, 9) OBP: 0.295, SLG: 0.430		1-H 3B	K		BB	K	12 2B 2-3 3-H 1B			4	1	2	2	1	2	2
39 Ramon Santiago, S (1, 6) OBP: 0.313, SLG: 0.390	G4-3			F9	K			12 WP 12 1B 1B		5	1	1	0	0	2	6
12 Andy Dirks, L (1, 8) OBP: 0.297, SLG: 0.408			F8	P6		K		32 1B 1-H 1B 2B		5	1	2	3	0	1	0
Inning Stats	R: 0 E: 0 K: 1 S: 7 H: 0 LOB: 0 BB: 0 P: 10	R: 1 E: 0 K: 0 S: 11 H: 2 LOB: 1 BB: 1 P: 17	R: 3 E: 0 K: 1 S: 14 H: 4 LOB: 2 BB: 1 P: 27	R: 0 E: 0 K: 0 S: 9 H: 0 LOB: 0 BB: 0 P: 14	R: 2 E: 0 K: 1 S: 15 H: 3 LOB: 2 BB: 1 P: 26	R: 0 E: 0 K: 1 S: 7 H: 0 LOB: 2 BB: 0 P: 12	R: 0 E: 0 K: 1 S: 9 H: 0 LOB: 0 BB: 0 P: 11	R: 8 E: 0 K: 2 S: 26 H: 9 LOB: 2 BB: 0 P: 41		1B: 11 2B: 5 3B: 1 HR: 1 SF: 0 SAC: 0 DP: 1 HBP: 2					WP: 1 PB: 0 SB: 0 CS: 0 PA: 46	

	AB	41
	R	14
	H	18
	RBI	14
	BB	3
	SO	7
	LOB	19

PITCHER		IP	WLS	BF	H	R	ER	SO	BB	IBB	HBP	BLK	WP	HR	S	P	ERA	WHIP
30 Ubaldo Jiménez, R ERA: 4.68	(1, 1)	5.0	L	26	9	6	6	3	3	0	0	0	0	0	56	94	10.80	2.400
77 Corey Kluber, R ERA: 8.31	(6, 1)	2.0		12	4	4	4	2	0	0	2	0	1	0	24	35	18.00	2.000
45 Josh Judy, R ERA: 7.07	(8, 1)	1.0		8	5	4	4	2	0	0	0	0	0	1	18	29	36.00	5.000

PITCHER	IP	WLS	BF	H	R	ER	SO	BB	IBB	HBP	BLK	WP	HR	S	P	ERA	WHIP

Batter	1	2	3	4	5	6	7	8	9	AB	R	H	RBI	BB	SO	LOB
1 Kosuke Fukudome, L (1, 9) OBP: 0.342, SLG: 0.372	F SI 92 B SI 94 C FF 93 F CH 85 S FF 95 1-3 K ①		C CH 82 B SI 94 B FF 94 C CH 84 B SI 96 X CH 86 3-2 G4-3 ③		B CH 83 F CH 84 B FF 95 F SI 94 B FF 95 X FF 95 3-2 22 WP 1-3 1B	D CU 81 B SI 93 C SI 93 C SI 92 F SI 93 F CU 81 D CU 82 S SI 92 3-3 K ③		C CH 83 F FF 94 B SI 95 B FF 94 F FF 95 S CH 85 2-3 K ②		5	0	1	0	0	3	3
22 Jason Kipnis, L (1, 4) OBP: 0.338, SLG: 0.519	F FF 92 B FF 88 B SI 94 B FF 94 X SI 94 3-1 25 FC5-6 1B			F SI 91 B FF 92 F SI 94 B CH 84 X CH 85 2-2 G4-3 ①	C CH 85 S CH 86 B FF 96 C FF 95 1-3 K ③ 1-2 3-H		C SL 82 S SL 82 F FF 94 B SL 84 X SL 84 1-2 G4-3 ①	C CH 82 S CH 84 S CH 84 0-3 K ③		5	0	1	0	0	2	1
41 Carlos Santana, S (1, 3) OBP: 0.350, SLG: 0.458	B FF 93 C FF 94 S FF 93 B SI 96 1 SAFE S SI 95 2-3 K ②			B CH 82 X FF 93 1-0 F8 ②		C SI 91 X CH 82 0-1 G3-1 ① X FF 95 0-0 25 2B 2B			S FF 94 B FF 96 C FF 95 S FF 94 1-3 K ①	5	1	1	0	0	2	1
25 Jim Thome, L (1, 10) OBP: 0.362, SLG: 0.478 46 Cord Phelps, S (7, PR) OBP: 0.241, SLG: 0.254 (7, 10)	F FF 94 1 SAFE C CH 83 B FF 95 X FF 95 1-2 FC5-6 ③ 1-2f			X FF 93 0-0 47 2B 1B		B SL 84 C SI 93 B CH 83 B FF 94 B SI 93 4-1 16 WP 8 1B 16 1B BB	B SI 95 C SL 85 S SL 84 B FF 95 X SL 84 2-2 47 E 8 1B 2-H 2B		X FF 96 0-0 2B	3 1	2 1	2 1	1 0	1 0	0 0	1 0
47 Shelley Duncan, R (1, 7) OBP: 0.325, SLG: 0.491		C FF 92 S SI 93 B SL 87 S SL 86 1-3 K ①		C FF 95 S FF 89 B FF 92 D CH 84 D SL 87 F SI 95 X SL 86 3-2 1-H 2B		F FF 94 B FF 94 F FF 94 B FF 93 F CH 85 S SL 87 2-3 K ②	B FF 95 B CH 84 X SI 96 2-0 E9 16 FC5-4 8 1B 2-3		X FF 94 0-0 P3 ②	5	0	1	1	0	2	3
8 Lonnie Chisenhall, L (1, 5) OBP: 0.284, SLG: 0.415		B SL 84 C SI 94 F FF 94 X SL 86 1-2 F9 ②		F CH 84 B SI 94 S CH 85 F FF 95 F CH 85 B FF 93 B FF 95 F CH 85 S FF 96 3-3 K ③		B SI 93 X CH 85 1-0 16 WP 16 1B 1-2 1B	S SL 83 X SL 83 0-1 16 FC5-4 1-2 3-H 1B		B FF 95 S FF 94 B FF 95 F FF 96 S FF 94 2-3 K ③	5	1	2	1	0	2	2
16 Jason Donald, R (1, 6) OBP: 0.364, SLG: 0.402		C SL 85 S SL 86 B SI 97 B SI 94 C FF 95 2-3 K ③			C FF 92 B FF 91 S SL 85 B CH 87 B FF 93 B FF 94 4-2 12 F7-6-3 BB	C SL 84 B CH 87 B SL 84 F FF 95 B SI 96 X SI 95 3-2 6 BB 12 1B 1-H 2-H 1B	C SI 91 B SI 92 D SL 83 X SI 91 2-1 FC5-4 12 FC6-4 1-2f 2-3			3	0	1	2	1	1	2
12 Ezequiel Carrera, L (1, 8) OBP: 0.302, SLG: 0.303			C SI 90 X CH 84 0-1 G6-3 ①		C CH 83 X FF 94 0-1 F7-6-3 ①② 1-1	1 SAFE B SI 91 S SI 91 B SI 91 X SI 92 2-1 6 BB 1-2 1B	B SI 95 F SI 93 F SI 94 B FF 96 F SI 92 X FF 93 2-2 FC6-4 ③ 1-2f			4	0	1	0	0	0	4
6 Lou Marson, R (1, 2) OBP: 0.300, SLG: 0.296			B FF 92 B SI 92 B SI 92 C SI 91 X SI 93 3-1 F9 ②		X SI 94 0-0 1 1B 22 WP 1B	B CU 80 C SI 92 D CU 81 B SI 93 F SI 92 F SI 91 F SI 92 F CU 80 F SI 94 4-2 B CU 81 1-2 2-3 BB		F FF 92 C SL 85 B FF 95 F CH 84 B FF 95 S CH 84 2-3 K ①		3	1	1	0	1	1	0

Inning Stats																															
	R: 0	H: 1		R: 0	H: 0		R: 0	H: 0		R: 1	H: 2		R: 1	H: 2		R: 2	H: 3		R: 2	H: 3		R: 0	H: 0		R: 0	H: 1		1B: 8	SF: 0		WP: 2	PA: 42
	E: 0	LOB: 1		E: 0	LOB: 0		E: 0	LOB: 0		E: 0	LOB: 1		E: 0	LOB: 1		E: 0	LOB: 3		E: 1	LOB: 3		E: 0	LOB: 0		E: 0	LOB: 1		2B: 5	SAC: 0		PB: 0	
	K: 2	BB: 0		K: 2	BB: 0		K: 0	BB: 0		K: 1	BB: 0		K: 1	BB: 1		K: 2	BB: 2		K: 0	BB: 3		K: 3	BB: 0		K: 2	BB: 0		3B: 0	DP: 1		SB: 0	
	S: 12	P: 19		S: 9	P: 13		S: 7	P: 13		S: 15	P: 24		S: 11	P: 19		S: 24	P: 43		S: 17	P: 26		S: 11	P: 15		S: 8	P: 11		HR: 0	HBP: 0		CS: 0	

PITCHER		IP	WLS	BF	H	R	ER	SO	BB	IBB	HBP	BLK	WP	HR	S	P	ERA	WHIP
37 Max Scherzer, R ERA: 4.43	(1, 1)	5.2	W	25	7	4	4	7	2	0	0	0	2	0	65	109	6.35	1.588
55 Daniel Schlereth, L ERA: 3.49	(6, 1)	0.1		3	1	0	0	1	1	0	0	0	0	0	13	22	0.00	6.000
40 Phil Coke, L ERA: 4.47	(7, 1)	0.1		5	3	2	2	0	0	0	0	0	0	0	11	16	54.00	9.000
45 Ryan Perry, R ERA: 5.25	(7, 1)	0.2	H	2	0	0	0	0	0	0	0	0	0	0	6	10	0.00	0.000
53 Joaquin Benoit, R ERA: 2.95	(8, 1)	1.0	H	3	0	0	0	3	0	0	0	0	0	0	11	15	0.00	0.000

PITCHER		IP	WLS	BF	H	R	ER	SO	BB	IBB	HBP	BLK	WP	HR	S	P	ERA	WHIP
46 Jose Valverde, R ERA: 2.27	(9, 1)	1.0	S	4	1	0	0	2	0	0	0	0	0	0	8	11	0.00	1.000

TOP

Cleveland Indians @ Detroit Tigers

Comerica Park, Detroit, MI

Tue Sep 27 2011, 7:37 PM - 11:00 PM EDT

Att. 31,132 - Rain - 61 F

livebaseballscorecards.com

AB	39
R	6
H	12
RBI	5
BB	3
SO	13
LOB	17

Cleveland Indians @ Detroit Tigers

Comerica Park, Detroit, MI

Tue Sep 27 2011, 7:37 PM - 11:00 PM EDT

Att. 31,132 - Rain - 61 F

BOTTOM

Batter	1	2	3	4	5	6	7	8	9	AB	R	H	RBI	BB	SO	LOB
14 Austin Jackson, R (1, 8) OBP: 0.317, SLG: 0.375	C SI 92 X SI 89 0-1 20 G3 21 1B 1B	B SL 82 F SI 90 B SI 91 C FF 92 C SI 91 2-3 ② K		B SI 90 B SI 91 X SI 89 2-0 ② G6-3	B FC 88 B SI 89 B SI 91 C FF 89 F CH 87 D SI 90 4-2 BB		1 SAFE S FF 94 1 SAFE B SL 83 F FF 92 S FF 95 1-3 ②③ K 1-2			4	1	1	0	1	2	1
20 Wilson Betemit, S (1, 5) OBP: 0.338, SLG: 0.441 15 Brandon Inge, R (6, 5) OBP: 0.265, SLG: 0.283	C SI 90 B SI 91 B SI 91 F SI 90 X CH 83 2-2 ① G3 1-2	B CH 83 B SI 89 C SI 91 B SI 88 X SI 90 3-1 HR		B SI 90 B SL 82 B SI 90 C SI 90 B SL 82 4-1 21 HR BB	F FC 87 F CH 82 B CH 82 C FF 89 1-3 ③ K			C SL 83 C FF 92 B SL 85 S FS 87 1-3 ① K		3 1	2 0	1 0	1 0	1 0	1 1	3 0
21 Delmon Young, R (1, 7) OBP: 0.303, SLG: 0.394	F SI 91 X SI 91 0-1 24 2B 30 1B 2-H 1B	C CH 82 X CH 85 0-1 2B		X SI 88 0-0 1-H HR		B CU 74 B FC 86 F FC 87 F SI 88 B CU 78 T SI 90 3-2 ① K		X FS 86 0-0 ② G6-3		5	2	3	3	0	1	0
24 Miguel Cabrera, R (1, 3) OBP: 0.447, SLG: 0.585	B SI 91 X SL 86 1-0 30 1B 1-3 2B	X SI 90 0-0 ③ G6-3		C SI 91 C SI 91 C SI 90 0-3 ③ K		F SI 90 B CH 83 B FC 87 B FC 87 X FC 88 3-1 HR		F FS 87 X FS 86 0-1 ③ F8		5	2	2	1	0	1	1
41 Victor Martinez, S (1, 10) OBP: 0.377, SLG: 0.467	C SL 83 F SI 91 B SL 88 H SI 90 2-2 30 1B HBP	B CH 78 C CH 80 B SL 84 X SI 89 2-1 ① G1-3		C SI 87 X SI 89 0-1 30 2B 2B	C CU 77 B CU 77 X CH 82 1-1 2B					3	1	2	0	0	0	0
13 Alex Avila, L (1, 2) OBP: 0.390, SLG: 0.509	F SI 91 F SI 91 B SI 91 B CH 84 F SL 84 S SI 90 2-3 ② K	B SL 84 B SI 88 B SI 90 B SI 90 4-0 BB		B SI 88 B CH 80 C SI 87 S CH 80 X FF 88 2-2 ① P6	C FF 93 B SL 82 F FF 94 B FF 97 F FF 94 F FF 95 X FF 95 3-2 ② F7					3	0	0	0	1	1	5
30 Magglio Ordonez, R (1, 9) OBP: 0.303, SLG: 0.331 39 Ramon Santiago, S (5, PR) OBP: 0.312, SLG: 0.388 (6, 4)	X SI 90 0-0 1-2 2-H 3-H 1B	B SI 88 X SI 88 1-0 ② P5		F SL 86 B SL 86 X SI 88 1-1 25 2B 2-H 2B	C FF 96 B FF 95 S SL 83 B SL 84 X FF 94 2-2 ③ L7					3 1	0 1	2 0	3 0	0 0	0 1	1 1
27 Jhonny Peralta, R (1, 6) OBP: 0.346, SLG: 0.473	C SI 91 F SI 91 B SL 86 B FF 91 X CH 82 2-2 ③ F8	C SI 90 F CH 83 B SI 91 S SL 86 1-3 ③ K		X SI 91 0-0 ② G5-3			B SL 84 F FF 94 B FF 95 S FF 94 B FF 94 T FF 94 3-2 ① K			4	0	0	0	0	2	4
25 Ryan Raburn, R (1, 4) OBP: 0.297, SLG: 0.432 (6, 9)		C SI 89 B SI 90 B CH 82 F SI 90 S SI 90 2-3 ① K		F SL 76 B SI 90 X SI 89 1-1 ① G5-3	C SI 90 X SI 91 0-1 2-H 2B		B FF 94 B FF 92 C FF 94 S SL 84 B FF 94 B FF 94 4-2 14 CS BB			3	0	1	1	1	1	0
Inning Stats	R: 3 H: 4 E: 0 LOB: 2 K: 1 BB: 0 S: 18 P: 27	R: 1 H: 2 E: 0 LOB: 1 K: 2 BB: 0 S: 11 P: 18	R: 0 H: 0 E: 0 LOB: 1 K: 1 BB: 1 S: 6 P: 14	R: 2 H: 1 E: 0 LOB: 0 K: 1 BB: 1 S: 8 P: 15	R: 2 H: 3 E: 0 LOB: 2 K: 1 BB: 1 S: 15 P: 23	R: 1 H: 2 E: 0 LOB: 1 K: 1 BB: 0 S: 15 P: 27	R: 0 H: 0 E: 0 LOB: 0 K: 2 BB: 1 S: 8 P: 16	R: 0 H: 0 E: 0 LOB: 0 K: 1 BB: 0 S: 6 P: 7		1B: 3 SF: 0 2B: 6 SAC: 0 3B: 0 DP: 0 HR: 3 HBP: 1					WP: 0 PA: 40 PB: 0 SB: 0 CS: 1	

livebaseballscorecards.com

	AB	35
	R	9
	H	12
	RBI	9
	BB	4
	SO	10
	LOB	16

PITCHER		IP	WLS	BF	H	R	ER	SO	BB	IBB	HBP	BLK	WP	HR	S	P	ERA	WHIP
58 Jeanmar Gómez, R ERA: 4.47	(1, 1)	4.2	L	27	10	8	8	5	2	0	1	0	0	2	53	87	15.43	2.571
37 Chad Durbin, R ERA: 5.53	(5, 1)	0.2		5	2	1	1	2	1	0	0	0	0	1	12	24	13.50	4.500
50 Nick Hagadone, L ERA: 4.09	(6, 1)	1.2		5	0	0	0	2	1	0	0	0	0	0	16	29	0.00	0.600
44 Zach Putnam, R ERA: 5.4	(8, 1)	1.0		3	0	0	0	1	0	0	0	0	0	0	6	7	0.00	0.000

PITCHER	IP	WLS	BF	H	R	ER	SO	BB	IBB	HBP	BLK	WP	HR	S	P	ERA	WHIP

Batter	1	2	3	4	5	6	7	8	9	AB	R	H	RBI	BB	SO	LOB
1 Kosuke Fukudome, L (1, 9) OBP: 0.342, SLG: 0.370	C SI 91 B SI 92 C FF 90 C SI 92 1-3 ① K		C FF 89 B FF 91 D CH 85 S SI 92 B SI 93 F SI 93 T FF 93 3-2 ② K		B CH 82 X SI 89 1-0 ① F7		H SL 89 1-0 HBP		S FF 96 B FF 95 S FF 94 B FF 95 B FS 88 S FF 94 3-3 ② K	3	0	0	0	0	2	1
25 Jim Thome, L (9, PH) OBP: 0.361, SLG: 0.477										1	0	0	0	0	1	0
22 Jason Kipnis, L (1, 4) OBP: 0.333, SLG: 0.507	B SI 93 B SI 93 C SI 92 B FF 91 C SI 92 X FF 94 3-2 ② G6-3		C FF 87 X FF 91 0-1 ③ G6-3		X CH 82 0-0 ② F9		B SI 96 B SI 97 B SL 88 C FF 97 F FF 96 X SL 88 3-2 ③ G3		C FF 96 B FS 87 X FF 96 1-1 13 S 1B	5	0	1	0	0	0	3
13 Asdrúbal Cabrera, S (1, 6) OBP: 0.332, SLG: 0.460	C FF 92 B SL 79 C SI 86 S FF 94 1-3 ③ K			S CH 82 F SI 93 X FF 89 0-2 41 BB 48 1B 9 1B 1B	B SI 89 F FF 90 F FF 88 B CU 76 B FF 91 F CH 83 F SI 91 F SI 90 X SI 90 3-2 ③ G4-3			X SI 92 0-0 ① G4-3	S FF 95 T FF 94 F FF 94 F FF 96 B FS 87 S FF 95 1-3 ③ K 1-2	5	1	1	0	0	2	1
48 Travis Hafner, L (1, 10) OBP: 0.361, SLG: 0.449		B SI 92 B SI 91 B SI 91 C SI 90 F SI 92 X FF 94 3-2 ① G4-3		X SI 91 0-0 9 1B 41 BB 7 E 1B 1-2		B SI 90 C FF 90 B SI 92 F FF 89 S CH 84 2-3 ① K		X SI 94 0-0 47 BB 9 SF9 2B		4	1	2	0	0	1	0
46 Cord Phelps, S (8, PR) (8, 10)										0	1	0	0	0	0	0
41 Carlos Santana, S (1, 2) OBP: 0.351, SLG: 0.457		C CH 85 S CU 79 B FF 94 F FF 95 B SI 92 X SI 86 2-2 ② G3		S CH 84 B FF 92 B SI 91 B CH 83 F SI 91 B FF 90 4-2 7 E 9 1B 1-2 2-3 BB	X SI 84 0-0 ② B1-3			B CH 81 B SI 94 F FF 93 B SI 93 B SI 93 4-1 47 BB BB		2	0	0	0	2	0	0
47 Shelley Duncan, R (1, 7) OBP: 0.324, SLG: 0.484		C FF 92 C SL 85 X FF 94 0-2 ③ G6-3		X SI 91 0-0 ① F6	F SI 91 B SI 90 S SL 85 B SL 86 F FF 91 X SL 84 2-2 ③ L7			B SL 84 S SL 83 D SL 85 B FF 92 F FF 93 B SL 84 4-2 7 FC6-4 1-2 2-3 BB		3	0	0	0	1	0	3
9 Jack Hannahan, L (1, 5) OBP: 0.331, SLG: 0.388			B FF 90 F SI 90 X FF 89 1-1 ① G4-3	C SI 92 X SI 92 0-1 7 E 1-2 2-3 3-H 1B			B CH 81 B SL 88 X SI 88 2-0 7 G5-3 2B	B SI 94 B FF 93 F SI 92 F FF 93 X SL 84 2-2 ② SF9 3-H		3	0	2	2	0	0	0
7 Matt LaPorta, R (1, 3) OBP: 0.299, SLG: 0.412			B SI 90 B SL 83 B SI 91 B SI 89 4-0 12 3B BB	F SL 85 F SL 85 B SI 91 B SI 92 F SL 85 X SI 91 2-2 E5 12 G6-4-3 1-2 2-3 3-H			X FF 94 0-0 ① G5-3 2-3	B SL 83 F SI 92 F SL 84 X SI 94 1-2 ③ FC6-4 1-2f		3	1	0	1	1	0	5
12 Ezequiel Carrera, L (1, 8) OBP: 0.301, SLG: 0.312			F SI 91 B SI 92 S SI 88 X FF 92 1-2 1-H 3B	S SI 86 L FF 93 X SL 84 0-2 ② ③ G6-4-3 1-2f			C SI 96 B FF 96 S SL 87 F FF 97 S SL 88 1-3 ② K		C FF 95 B FF 95 S FF 94 X FF 95 1-2 ① L6	4	0	1	1	0	1	4

Inning Stats										
	R: 0 E: 0 K: 2 S: 9	H: 0 LOB: 0 BB: 0 P: 14	R: 0 E: 0 K: 0 S: 10	H: 0 LOB: 0 BB: 0 P: 15	R: 1 E: 0 K: 1 S: 11	H: 1 LOB: 1 BB: 1 P: 20	R: 2 E: 1 K: 0 S: 16	H: 3 LOB: 2 BB: 1 P: 22	R: 0 E: 0 K: 0 S: 8	H: 0 LOB: 0 BB: 0 P: 12
	R: 0 E: 0 K: 1 S: 8	H: 0 LOB: 0 BB: 0 P: 12	R: 0 E: 0 K: 1 S: 9	H: 1 LOB: 2 BB: 0 P: 16	R: 1 E: 0 K: 0 S: 11	H: 1 LOB: 2 BB: 2 P: 22	R: 0 E: 0 K: 2 S: 13	H: 1 LOB: 1 BB: 0 P: 19	1B: 4 2B: 2 3B: 1 HR: 0	SF: 1 SAC: 0 DP: 1 HBP: 1	WP: 0 PB: 0 SB: 1 CS: 0	PA: 39

PITCHER	IP	WLS	BF	H	R	ER	SO	BB	IBB	HBP	BLK	WP	HR	S	P	ERA	WHIP
21 Rick Porcello, R (1, 1) ERA: 4.75	6.0		25	5	3	3	4	2	0	0	0	0	0	63	98	4.50	1.167
62 Al Alburquerque, R (7, 1) ERA: 1.87	1.0		4	0	0	0	1	0	0	1	0	0	0	8	13	0.00	0.000
45 Ryan Perry, R (8, 1) ERA: 5.35	1.0	W	6	1	1	1	0	2	0	0	0	0	0	11	22	9.00	3.000
46 Jose Valverde, R (9, 1) ERA: 2.24	1.0	S	4	1	0	0	2	0	0	0	0	0	0	13	19	0.00	1.000

PITCHER	IP	WLS	BF	H	R	ER	SO	BB	IBB	HBP	BLK	WP	HR	S	P	ERA	WHIP

TOP

Cleveland Indians @ Detroit Tigers

Comerica Park, Detroit, MI

Wed Sep 28 2011, 7:07 PM - 9:58 PM EDT

Att. 31,645 - Cloudy - 58 F

livebaseballscorecards.com

AB	33
R	4
H	7
RBI	4
BB	4
SO	7
LOB	17

BOTTOM

Cleveland Indians @ Detroit Tigers

Comerica Park, Detroit, MI

Wed Sep 28 2011, 7:07 PM - 9:58 PM EDT

Att. 31,645 - Cloudy - 58 F

Batter	1	2	3	4	5	6	7	8	9	AB	R	H	RBI	BB	SO	LOB
14 Austin Jackson, R (1, 8) OBP: 0.317, SLG: 0.374	C FF 91 S SL 85 T FF 92 0-2 ① K		B FF 90 F SL 85 F FF 92 S FF 92 1-3 ② K		F FF 92 F SL 84 X FF 92 0-2 20 BB 1B	C SI 89 X SI 89 0-1 ③ FC5 1-2 2-3f		C FF 92 C FF 93 S FF 91 0-3 ③ K		5	0	1	0	0	3	2
20 Wilson Betemit, S (1, 5) OBP: 0.343, SLG: 0.452 29 Danny Worth, R (7, PR) OBP: 0.308, SLG: 0.324 (8, 5)	C FF 91 X SL 86 0-1 21 F8 2B		B FF 91 B CH 80 B FF 90 C FF 90 C FF 90 F SL 86 C FF 92 3-3 ③ K		B FF 89 B SL 84 B FF 90 B FF 91 4-0 1-2 BB		X FF 89 0-0 24 WP 3B			3	0	2	0	1	1	0
										0	1	0	0	0	0	0
21 Delmon Young, R (1, 7) OBP: 0.302, SLG: 0.393	C CU 76 X SL 85 0-1 ② F8 2-3			F SL 85 F SL 85 F FF 90 F FF 92 X FF 93 0-2 E8 41 1B 1B	X SL 86 0-0 ③ F7		F FS 84 S FS 84 S FS 85 0-3 ① K2-3			4	1	1	0	0	1	4
24 Miguel Cabrera, R (1, 3) OBP: 0.448, SLG: 0.586	X FF 90 0-0 ③ G6-3			B SL 87 X FF 92 1-0 ① P4		X SI 90 0-0 41 1B 13 1B 1B	B FS 86 X SL 83 1-0 3-H 2B			4	1	2	0	0	0	2
41 Victor Martinez, S (1, 10) OBP: 0.380, SLG: 0.470 12 Andy Dirks, L (7, PH) OBP: 0.296, SLG: 0.406 (8, 10)		B FF 91 C CH 80 B FF 93 C SL 86 B CU 81 F SL 87 X FF 91 3-2 1B		B CH 80 B CH 81 C SL 84 X CH 80 2-1 13 G4-3 3-H 1B		C SL 82 B FF 91 X SI 90 1-1 13 1B 27 SF7 1-2 1B	D FS 85 B SI 91 D FS 86 X SI 92 3-0 ② F8			3	1	3	1	0	0	0
										1	0	0	0	0	0	2
13 Alex Avila, L (1, 2) OBP: 0.389, SLG: 0.506		B FF 92 F SL 86 B SL 86 B FF 91 X FF 91 3-1 ① F8		C FF 91 B FF 92 D CU 80 X SL 85 2-1 ② G4-3 1-2		X SI 91 0-0 32 BB 1-3 2-H 1B	B SL 86 B SL 86 X FF 89 2-0 ③ F7			4	0	1	1	0	0	4
27 Jhonny Peralta, R (1, 6) OBP: 0.345, SLG: 0.478		B SI 90 C SL 86 F SL 85 B FF 92 F FF 92 F FF 92 F CU 78 B FF 90 X SL 83 3-2 ② F9		C SL 85 X FF 90 0-1 ③ G5-3		C SL 81 X SL 81 0-1 ① SF7 3-H		X FF 91 0-0 HR		3	1	1	2	0	0	2
32 Don Kelly, L (1, 9) OBP: 0.291, SLG: 0.381		B FF 90 C CH 81 B FF 91 S SI 91 F FF 92 S FF 92 2-3 ③ K		C FF 89 B CU 80 X CH 80 1-1 39 G4-6-3 1B		C FF 91 C SL 83 B SL 82 F SI 91 B FF 90 B SL 82 F SI 91 1 SAFE F SL 82 4-2 ② 14 FC5 39 BB 1-2 BB		C SI 93 S SL 80 B SL 82 C SL 80 1-3 ① K		3	0	1	0	1	2	1
39 Ramon Santiago, S (1, 4) OBP: 0.311, SLG: 0.384			X FF 90 0-0 ① G4-3	X FF 89 0-0 ① G4-6-3 ② 1-2f		B SI 90 B SI 88 B SI 89 C SI 87 B SI 90 4-1 14 FC5 1-2 BB		C SI 93 B FF 92 B SL 79 X FF 92 2-1 ② G3		3	0	0	0	1	0	1

Inning Stats	1	2	3	4	5	6	7	8	9
	R: 0 E: 0 K: 1 S: 8 H: 1 LOB: 1 BB: 0 P: 8	R: 0 E: 0 K: 1 S: 16 H: 1 LOB: 1 BB: 0 P: 27	R: 0 E: 0 K: 2 S: 8 H: 0 LOB: 0 BB: 0 P: 12	R: 1 E: 1 K: 0 S: 12 H: 2 LOB: 1 BB: 0 P: 17	R: 0 E: 0 K: 0 S: 7 H: 2 LOB: 2 BB: 1 P: 12	R: 2 E: 0 K: 0 S: 15 H: 3 LOB: 2 BB: 2 P: 24	R: 1 E: 0 K: 1 S: 7 H: 2 LOB: 2 BB: 0 P: 13	R: 1 E: 0 K: 2 S: 9 H: 1 LOB: 0 BB: 0 P: 12	

livebaseballscorecards.com

AB	33
R	5
H	12
RBI	4
BB	3
SO	7
LOB	18

1B: 8 SF: 1
2B: 2 SAC: 0
3B: 1 DP: 1
HR: 1 HBP: 0

WP: 1 PA: 37
PB: 0
SB: 0
CS: 0

PITCHER		IP	WLS	BF	H	R	ER	SO	BB	IBB	HBP	BLK	WP	HR	S	P	ERA	WHIP
34 Zach McAllister, R ERA: 6.11	(1, 1)	5.0		21	6	1	0	4	1	0	0	0	0	0	51	76	0.00	1.400
38 Joe Smith, R ERA: 2.01	(6, 1)	1.0	B	7	3	2	2	0	2	0	0	0	0	0	15	24	18.00	5.000
44 Zach Putnam, R ERA: 6.14	(7, 1)	0.2		4	2	1	1	1	0	0	0	0	1	0	6	10	13.50	3.000
53 Rafael Perez, L ERA: 3.0	(7, 1)	0.1		1	0	0	0	0	0	0	0	0	0	0	1	3	0.00	0.000
52 Vinnie Pestano, R ERA: 2.32	(8, 1)	1.0	L	4	1	1	1	2	0	0	0	0	0	1	9	12	9.00	1.000

PITCHER		IP	WLS	BF	H	R	ER	SO	BB	IBB	HBP	BLK	WP	HR	S	P	ERA	WHIP