

# Cleveland Indians - 2011





Batter	1	2	3	4	5	6	7	8	9	AB	R	H	RBI	BB	SO	LOB	TOP
23 Michael Brantley, L (1, 8) 65 Ezequiel Carrera, L (5, PH) (5, 8) OBP: 0.400, SLG: 1.000	G4-3		17 1B 1-2		G5-3		G1-4-3	9 BB 1-3 3-H		2	0	1	0	1	0	0	<b>Cleveland Indians @ Cincinnati Reds</b> Goodyear Ballpark, Goodyear, AZ Mon Feb 28 2011, 3:07 PM - 6:26 PM EST Att: 2,095 - Sunny - 61 F
76 Lonnie Chisenhall, L (1, 5) 9 Jack Hannahan, L (6, 5) OBP: 0.500, SLG: 2.000	G6-3		K	K		72 BB 30 BB				3	0	0	0	1	2	4	
17 Shin-Soo Choo, L (1, 10) 74 Chun-Hsiu Chen, R (6, PH) (6, 10)	P6		1-2 2-H		P5		P3	SF8	K	3	0	1	1	0	0	0	
30 Chad Huffman, R (1, 7) 88 Matt McBride, R (7, PH) (7, 7)		L8	K		E5 28 1B 12 BLK		F9		F8	3	1	0	0	1	1	2	
28 Travis Buck, L (1, 9) 87 Jerad Head, R (6, PH) (6, 9)					12 E 12 E		K		F8	3	3	3	1	0	0	0	
12 Jayson Nix, R (1, 4) 72 Jason Kipnis, L (6, PH) OBP: 0.667, SLG: 2.000		HR			35 3B 1-3		K		K	2	2	0	1	1	1	0	
35 Jordan Brown, L (1, 3) 66 Jared Goedert, R (6, PH) (6, 3)					E4 1 S 1 B				K	2	1	1	1	1	1	0	
6 Lou Marson, R (1, 2) 2 Paul Phillips, R (6, 2) OBP: 0.500, SLG: 0.500			G4-3		35 3B 1-2 3-H				HR	3	1	1	2	0	2	1	
1 Luis Valbuena, L (1, 6) 8 Adam Everett, R (7, PH) OBP: 0.600, SLG: 0.500					6 1B 1-H 2-H				E5 FC6-4 8 E 2 E 65 1B	2	1	0	0	0	1	3	
										3	0	1	1	0	0	1	
										2	1	1	0	0	0	1	
										2	1	1	0	0	0	2	
										2	1	1	0	0	0	2	
										1B: 9	SF: 1	WP: 1	PA: 51				
										2B: 0	SAC: 0	FB: 0					
										3B: 1	DP: 0	SB: 1					
										HR: 2	HBP: 0	CS: 0					
										ERA: 4.50	WHIP: 0.500						
										ERA: 9.00	WHIP: 3.000						
										ERA: 81.00	WHIP: 12.000						
										ERA: 0.00	WHIP: 0.000						
										ERA: 13.5	WHIP: 3.000						
										ERA: 0.00	WHIP: 0.000						

Batter	1	2	3	4	5	6	7	8	9	AB	R	H	RBI	BB	SO	LOB	BOTTOM
15 Fred Lewis, L (1, 7) 70 Todd Frazier, R (6, 7) OBP: 0.250, SLG: 0.500	L7		K			G6-3		G5-3		2	0	0	0	1	0	0	<b>Cleveland Indians @ Cincinnati Reds</b> Goodyear Ballpark, Goodyear, AZ Mon Feb 28 2011, 3:07 PM - 6:26 PM EST Att: 2,095 - Sunny - 61 F
28 Chris Heisey, R (1, 8) 77 Dave Sappelt, R (6, 8) OBP: 0.600, SLG: 1.200	K					3 F9 32 BB		65 E 65 1B		2	0	1	0	0	1	0	
32 Jay Bruce, L (1, 10) 65 Devin Mesoraco, R (6, PH) (9, 10)	G3		G4-3					E8		2	0	0	0	1	0	1	
25 Juan Francisco, L (1, 5) 3 Chris Valaika, R (5, 5) OBP: 0.250, SLG: 1.000		G1				F9		P3		2	0	0	0	0	0	0	
26 Jeremy Hermida, L (1, 9) 76 Danny Dorn, L (5, 9)						23 1B G1-6-3		F7		1	0	1	0	1	0	0	
23 Yonder Alonso, L (1, 3) 86 Neftali Soto, R (5, 3) OBP: 0.250, SLG: 0.250										2	0	1	0	0	0	1	
43 Miguel Cairo, R (1, 4) 71 Kristopher Negrón, R (6, 4)										2	0	0	0	0	0	2	
29 Ryan Hanigan, R (1, 2) 73 Yasmani Grandal, S (6, 2) 83 Tucker Barnhart, L (8, 2) OBP: 1.000, SLG: 1.000										2	0	0	0	0	0	2	
7 Paul Janish, R (1, 6) 60 Zack Cozart, R (6, 6) OBP: 0.500, SLG: 0.750										2	0	0	0	0	0	2	
										1B: 8	SF: 0	WP: 0	PA: 36				
										2B: 0	SAC: 0	FB: 0					
										3B: 0	DP: 1	SB: 0					
										HR: 0	HBP: 0	CS: 0					
										ERA: 0.00	WHIP: 2.000						
										ERA: 0.00	WHIP: 1.000						
										ERA: 0.00	WHIP: 0.000						
										ERA: 2.000	WHIP: 2.000						
										ERA: 1.000	WHIP: 1.000						



Batter	1	2	3	4	5	6	7	8	9	AB	R	H	RBI	BB	SO	LOB	TOP								
15 Rafael Furcal, S (1, 6) 70 Dee Strange-Gordon, L (5, 6) OBP: 0.500, SLG: 0.500 OBP: 0.200, SLG: 0.200	L6		G4-6-3			F7		G3		2	0	0	0	0	0	1	<b>Los Angeles Dodgers @ Cleveland Indians</b> Goodyear Ballpark, Goodyear, AZ Tue Mar 01 2011, 3:07 PM - 5:56 PM EST Att: 2,008 - Cloudy - 67 F								
23 Casey Blake, R (1, 5) 6 Aaron Miles, S (5, 5) OBP: 0.250, SLG: 0.500 OBP: 0.333, SLG: 0.333	K			F9		G4-3		G6-3		2	0	0	0	0	1	0									
16 Andre Ethier, L (1, 9) 68 Jerry Sands, R (5, 9) OBP: 0.200, SLG: 0.800	G3-1			L7		HR		G6-3		2	0	0	0	0	0	0									
27 Matt Kemp, R (1, 8) 63 Jamie Hoffmann, R (5, 8) OBP: 0.333, SLG: 0.333 OBP: 0.500, SLG: 0.667		G6-3		F7		G6-3		G6-3		2	0	0	0	0	0	0									
7 James Loney, L (1, 3) 75 Russell Mitchell, R (5, 3) OBP: 0.286, SLG: 0.429 OBP: 0.333, SLG: 0.333		BB		K		G6-3		G6-3		1	0	0	0	1	1	0									
5 Juan Uribe, R (1, 4) 14 Jamey Carroll, R (5, 4) OBP: 0.333, SLG: 0.200		FC5-4		K				G6-3		2	0	0	0	0	1	1									
33 Marcus Thames, R (1, 10) 35 Gabe Kapler, R (8, PH) OBP: 0.143, SLG: 0.143		K		K				F8		2	0	0	0	0	2	1									
28 Rod Barajas, R (1, 2) 17 A.J. Ellis, R (6, 2) OBP: 0.429, SLG: 0.857				K		K		K		2	0	1	0	0	1	0									
10 Tony Gwynn Jr., L (1, 7) 3 Xavier Paul, L (6, 7) OBP: 0.286, SLG: 0.167 OBP: 0.250, SLG: 0.167				K		K		G6-3		2	0	0	0	0	2	1									
										1	0	0	0	0	0	0									
<b>Inning Stats</b>	R: 0 E: 0 K: 1 S: 5	H: 0 LOB: 0 BB: 0 P: 6	R: 0 E: 0 K: 1 S: 5	H: 0 LOB: 1 BB: 1 P: 9	R: 0 E: 0 K: 1 S: 5	H: 1 LOB: 0 BB: 0 P: 5	R: 0 E: 0 K: 0 S: 3	H: 0 LOB: 0 BB: 0 P: 3	R: 0 E: 0 K: 3 S: 9	H: 0 LOB: 3 BB: 0 P: 9	R: 0 E: 0 K: 2 S: 7	H: 0 LOB: 0 BB: 0 P: 7	R: 1 E: 0 K: 0 S: 4	H: 1 LOB: 0 BB: 0 P: 5	R: 0 E: 0 K: 1 S: 5	H: 0 LOB: 0 BB: 0 P: 5	R: 0 E: 0 K: 0 S: 3	H: 0 LOB: 0 BB: 0 P: 3	1B: 1 2B: 0 3B: 0 HR: 1	SF: 0 SAC: 0 DP: 1 HBP: 0	WP: 0 PB: 0 SB: 0 CS: 0	PA: 29			
<b>PITCHER</b>	IP	WLS	BF	H	R	ER	SO	BB	IBB	HBP	BLK	WP	HR	S	P	ERA	WHIP								
59 Carlos Carrasco, R (1, 1) ERA: 0.000	2.0		7	0	0	0	2	1	0	0	0	0	0	10	15	0.00	0.500								
54 Chris Perez, R (3, 1) ERA: 0.000	1.0		3	1	0	0	1	0	0	0	0	0	0	5	5	0.00	1.000								
31 David Huff, L (4, 1) ERA: 0.000	2.0		6	0	0	0	3	0	0	0	0	0	0	12	12	0.00	0.000								
61 Kelvin De La Cruz, L (6, 1) ERA: 4.5	2.0	W	7	1	1	1	2	0	0	0	0	0	1	11	12	4.50	0.500								
69 Zach McAllister, R (8, 1) ERA: 0.000	2.0	S	6	0	0	0	1	0	0	0	0	0	0	8	8	0.00	0.000								

Batter	1	2	3	4	5	6	7	8	9	AB	R	H	RBI	BB	SO	LOB	BOTTOM								
65 Ezequiel Carrera, L (1, 8) OBP: 0.400, SLG: 0.625	K		K		BB		E6			3	1	0	0	2	2	1	<b>Los Angeles Dodgers @ Cleveland Indians</b> Goodyear Ballpark, Goodyear, AZ Tue Mar 01 2011, 3:07 PM - 5:56 PM EST Att: 2,008 - Cloudy - 67 F								
13 Adrián Cabrera, S (1, 6) 1 Luis Valbuena, L (6, 6) OBP: 0.400, SLG: 0.400 OBP: 0.400, SLG: 0.250	K		G3		BB		G3		BB	3	0	1	0	0	1	1									
41 Carlos Santana, S (1, 2) 22 Luke Carlin, S (5, 2) OBP: 0.333, SLG: 0.333 OBP: 0.750, SLG: 0.500	BB			L4			G3		BB	2	0	1	0	0	0	0									
48 Travis Hafner, L (1, 10) 17 Shin-Soo Choo, L (5, PH) OBP: 0.250, SLG: 0.250 OBP: 0.200, SLG: 0.200	BB			G1-3			K		BB	2	0	1	0	0	0	0									
26 Austin Kearns, R (1, 9) 30 Chad Huffman, R (6, PR) OBP: 0.600, SLG: 0.600 OBP: 0.429, SLG: 0.400		G4-3		BB			BB		BB	0	0	0	0	0	0	0									
20 Orlando Cabrera, R (1, 4) 73 Cord Phelps, S (6, 4) OBP: 0.250, SLG: 0.500		G4-3		BB			BB		BB	2	0	1	1	0	0	0									
7 Matt LaPorta, R (1, 3) 9 Jack Hannahan, L (7, 3) OBP: 0.800, SLG: 1.000		P2		F8			G5-3		K	3	0	0	0	0	0	3									
35 Jordan Brown, L (1, 7) 87 Jerad Head, R (7, 7) OBP: 0.333, SLG: 0.600				F7			BB		BB	2	0	0	0	1	1	0									
16 Jason Donald, R (1, 5) 76 Lonnie Chisenhall, L (7, 5) OBP: 0.400, SLG: 0.600 OBP: 0.429, SLG: 0.667				BB			F9		K	0	0	0	0	0	1	1									
										1	0	0	0	0	1	1									
<b>Inning Stats</b>	R: 0 E: 1 K: 2 S: 8	H: 2 LOB: 2 BB: 0 P: 8	R: 0 E: 0 K: 0 S: 3	H: 0 LOB: 0 BB: 0 P: 3	R: 0 E: 0 K: 1 S: 6	H: 1 LOB: 1 BB: 0 P: 6	R: 1 E: 0 K: 0 S: 5	H: 2 LOB: 1 BB: 0 P: 5	R: 0 E: 0 K: 1 S: 6	H: 1 LOB: 2 BB: 2 P: 14	R: 0 E: 0 K: 0 S: 3	H: 1 LOB: 2 BB: 2 P: 11	R: 1 E: 1 K: 1 S: 6	H: 0 LOB: 2 BB: 2 P: 15	R: 0 E: 0 K: 2 S: 7	H: 0 LOB: 2 BB: 2 P: 15	R: 0 E: 0 K: 0 S: 3	H: 0 LOB: 0 BB: 0 P: 3	1B: 6 2B: 1 3B: 0 HR: 0	SF: 0 SAC: 0 DP: 1 HBP: 0	WP: 1 PB: 0 SB: 2 CS: 0	PA: 38			
<b>PITCHER</b>	IP	WLS	BF	H	R	ER	SO	BB	IBB	HBP	BLK	WP	HR	S	P	ERA	WHIP								
58 Chad Billingsley, R (1, 1) ERA: 9.0	3.0		11	3	0	0	3	0	0	0	0	0	0	5	5	9.00	2.000								
81 Lance Cormier, R (4, 1) ERA: 9.0	1.0		5	2	1	1	0	0	0	0	0	0	0	6	14	0.00	3.000								
67 Wilkin De La Rosa, L (5, 1) ERA: 9.0	1.0		6	1	0	0	1	2	0	0	0	0	0	3	11	0.00	3.000								
71 Jon Huber, R (6, 1) ERA: 9.0	1.0		5	1	0	0	0	2	0	0	0	0	0	6	14	0.00	3.000								
60 Roman Colon, R (7, 1) ERA: 9.0	0.2	L	5	0	1	0	1	2	0	0	0	1	0	5	14	0.00	3.000								

AB 28  
R 1  
H 2  
RBI 1  
BB 1  
SO 9  
LOB 4



AB 30  
R 2  
H 7  
RBI 1  
BB 8  
SO 7  
LOB 17



livebaseballscores.com


livebaseballscores.com




Batter	1	2	3	4	5	6	7	8	9	AB	R	H	RBI	BB	SO	LOB	TOP						
23 Michael Brantley, L OBP: 0.250, SLG: 0.143 65 Ezequiel Carrera, L OBP: 0.333, SLG: 0.500	G4-3		G4-6-3	F8			L7		G1-3	3	0	0	0	0	0	4	<b>Cleveland Indians @ Oakland Athletics</b> Phoenix Municipal Stadium, Phoenix, AZ Wed Mar 02 2011, 3:08 PM - 5:47 PM EST Att: 2,325 - Partly Cloudy - 72 F						
12 Jayson Nix, R 72 Jason Kipnis, L OBP: 0.400, SLG: 1.000	G5-3				P4		F7		L4	2	0	0	0	1	0	0							
48 Travis Hafner, L 76 Lonnie Chisenhall, L OBP: 0.556, SLG: 0.667	G4-3		F9		F8				HBP	3	0	0	0	0	2	0							
7 Matt LaPorta, R 88 Matt McBride, R		F7			E6		K		F7	4	1	1	0	0	1	1							
28 Travis Buck, L 35 Jordan Brown, L OBP: 0.429, SLG: 0.667	G4-3				G4-3					3	1	1	1	0	0	1							
30 Chad Huffman, R 87 Jerad Head, R						G5-3				2	0	1	0	2	0	0							
9 Jack Hannahan, L OBP: 0.556, SLG: 0.500										4	0	1	0	0	2	5							
2 Paul Phillips, R 74 Chun-Hsiu Chen, R										3	0	2	1	0	1	1							
8 Adam Everett, R 73 Cord Phelps, S										2	0	0	0	1	0	3							
<b>Inning Stats</b>	R: 0 E: 0 K: 0 S: 3	H: 0 LOB: 0 BB: 0 P: 4	R: 0 E: 0 K: 1 S: 6	H: 1 LOB: 1 BB: 0 P: 6	R: 0 E: 0 K: 0 S: 3	H: 1 LOB: 2 BB: 2 P: 11	R: 2 E: 0 K: 1 S: 8	H: 3 LOB: 2 BB: 1 P: 12	R: 0 E: 1 K: 0 S: 4	H: 0 LOB: 1 BB: 0 P: 4	R: 0 E: 0 K: 1 S: 6	H: 1 LOB: 1 BB: 0 P: 6	R: 0 E: 0 K: 1 S: 5	H: 0 LOB: 1 BB: 1 P: 9	R: 1 E: 0 K: 0 S: 4	H: 1 LOB: 1 BB: 1 P: 8		R: 0 E: 0 K: 0 S: 3	H: 0 LOB: 1 BB: 0 P: 4	1B: 5 2B: 2 3B: 0 HR: 0	SF: 1 SAC: 0 DP: 1 HBP: 1	WP: 1 PB: 0 SB: 0 CS: 0	PA: 40
<b>PITCHER</b>	IP	WLS	BF	H	R	ER	SO	BB	IBB	HBP	BLK	WP	HR	S	P	ERA	WHIP					ERA	WHIP
26 Bobby Cramer, L ERA: 2.25	2.0		7	1	0	0	1	0	0	0	0	0	0	9	10	0.00	0.500					9.00	2.000
86 Josh Outman, L ERA: 5.4	1.1	H	9	3	2	2	1	3	0	0	0	0	0	8	20	13.50	4.500					0.00	0.000
72 Gabe DeHoyos, R ERA:	0.2	W	3	1	0	0	0	0	0	0	0	0	0	3	3	0.00	1.500						
66 Tyson Ross, R ERA:	2.0	H	8	1	0	0	1	0	0	0	0	0	0	10	10	0.00	0.500						
33 Joey Devine, R ERA:	1.0	H	4	0	0	0	1	1	0	0	0	0	0	5	9	0.00	1.000						

Batter	1	2	3	4	5	6	7	8	9	AB	R	H	RBI	BB	SO	LOB	BOTTOM						
14 Mark Ellis, R OBP: 0.500, SLG: 0.500 6 Adrian Cardenas, L OBP: 0.333, SLG: 0.333						F7				3	1	2	1	0	1	2	<b>Cleveland Indians @ Oakland Athletics</b> Phoenix Municipal Stadium, Phoenix, AZ Wed Mar 02 2011, 3:08 PM - 5:47 PM EST Att: 2,325 - Partly Cloudy - 72 F						
8 Kurt Suzuki, R OBP: 0.500, SLG: 0.286 61 Max Stassi, R										3	1	1	1	1	1	3							
12 David DeJesus, L 25 Matt Carson, R OBP: 0.222, SLG: 0.444										2	0	0	0	0	1	0							
55 Hideki Matsui, L 19 Anthony Recker, R OBP: 0.400, SLG: 0.600										2	0	0	0	1	1	2							
5 Kevin Kouzmanoff, R 67 Wes Timmons, R OBP: 0.556, SLG: 0.429										2	0	1	1	1	0	1							
22 Chris Carter, R 21 Andy LaRoche, R OBP: 0.500, SLG: 0.500										4	0	0	0	0	1	3							
23 Michael Taylor, R OBP: 0.250, SLG: 0.500										4	1	1	0	0	1	0							
58 Jai Miller, R OBP: 0.700, SLG: 1.000										2	1	1	0	2	1	0							
30 Steve Tolleson, R OBP: 0.364, SLG: 0.125										3	0	0	0	1	0	3							
<b>Inning Stats</b>	R: 2 E: 0 K: 0 S: 4	H: 2 LOB: 1 BB: 1 P: 9	R: 0 E: 0 K: 1 S: 5	H: 0 LOB: 2 BB: 2 P: 13	R: 0 E: 0 K: 0 S: 3	H: 0 LOB: 1 BB: 1 P: 7	R: 1 E: 0 K: 1 S: 7	H: 2 LOB: 1 BB: 0 P: 8	R: 0 E: 0 K: 2 S: 7	H: 0 LOB: 1 BB: 1 P: 11	R: 1 E: 0 K: 0 S: 5	H: 2 LOB: 2 BB: 1 P: 9	R: 0 E: 0 K: 1 S: 5	H: 0 LOB: 0 BB: 0 P: 5	R: 0 E: 0 K: 2 S: 7	H: 0 LOB: 0 BB: 0 P: 7		1B: 6 2B: 0 3B: 0 HR: 0	SF: 0 SAC: 0 DP: 1 HBP: 1	WP: 0 PB: 0 SB: 4 CS: 0	PA: 36		
<b>PITCHER</b>	IP	WLS	BF	H	R	ER	SO	BB	IBB	HBP	BLK	WP	HR	S	P	ERA	WHIP					ERA	WHIP
63 Justin Masterson, R ERA: 9.0	2.0		11	2	2	2	1	3	0	1	0	0	0	9	22	9.00	2.500					0.00	0.000
40 Jess Todd, R ERA:	1.0		4	0	0	0	0	1	0	0	0	0	0	3	7	0.00	1.000						
45 Doug Mathis, R ERA: 4.5	1.0	L	5	2	1	1	1	0	0	0	0	0	0	7	8	9.00	2.000						
78 Drew Pomeranz, L ERA:	1.0		4	0	0	0	2	1	0	0	0	0	0	7	11	0.00	1.000						
33 Joe Martinez, R ERA: 9.0	1.0		6	2	1	1	0	1	0	0	0	0	0	5	9	9.00	3.000						

**AB 33**  
**R 3**  
**H 7**  
**RBI 3**  
**BB 5**  
**SO 4**  
**LOB 19**



**AB 29**  
**R 4**  
**H 6**  
**RBI 3**  
**BB 6**  
**SO 7**  
**LOB 18**










Batter	1	2	3	4	5	6	7	8	9	AB	R	H	RBI	BB	SO	LOB	TOP				
24 Dexter Fowler, S (1, 8) 41 Cole Garner, R (7, 9) OBP: 0.250, SLG: 0.182 OBP: 0.308, SLG: 0.385	G4-3		G3-1		K		G4-3		L4	4	0	0	0	0	1	2					
18 Jonathan Herrera, S (1, 6) 76 Hernan Irizarren, L (6, 4) OBP: 0.815, SLG: 0.969 OBP: 0.625, SLG: 0.714	P5		23 1B 3B				L8		23 1B 71 FC4-6 2B	3	1	1	0	0	0	0					
23 Jason Giambi, L (1, 10) 8 Michael McKenry, R (8, PR) (8, 10)	K		1B				BB		71 FC4-6 1B	3	0	2	1	1	1	0					
21 Ty Wigginton, R (1, 9) 71 Tim Wheeler, L (6, 9) OBP: 0.222, SLG: 0.333 OBP: 0.143, SLG: 0.167			G5-3		K		K		FC4-6 1B	3	0	0	0	0	2	2					
35 Mike Jacobs, L (1, 3) 72 Ben Paulsen, L (6, 3) OBP: 0.100, SLG: 0.200 OBP: 0.500, SLG: 0.667			L9		G6-3		K		F8	3	0	0	0	0	1	1					
19 Ryan Spillborghs, R (1, 7) 26 Jose Morales, S (7, 2) OBP: 0.231, SLG: 0.333 OBP: 0.400, SLG: 0.600			20 BB 1B		F9				K	3	0	2	0	0	0	0					
20 Chris Iannetta, R (1, 2) 70 Charlie Blackmon, L (7, 8) OBP: 0.429, SLG: 0.800 OBP: 0.538, SLG: 0.800			1-2 BB		K				F9	2	0	0	0	1	1	1					
10 Chris Nelson, R (1, 4) 64 Héctor Gómez, R (7, 5) OBP: 0.286, SLG: 0.333 OBP: 0.167, SLG: 0.250			G5-3		L7				K	3	0	0	0	0	1	3					
75 Tommy Field, R (1, 5) 58 Jordan Pacheco, R (9, PH) (7, 6)			G5-3		B1-3				K	2	0	0	0	0	0	0					
58 Jordan Pacheco, R (9, PH) (7, 6) OBP: 0.571, SLG: 0.571			G5-3		B1-3				K	1	0	0	0	0	1	1					
<b>Inning Stats</b>	R: 0 E: 0 K: 1 S: 5	H: 0 LOB: 0 BB: 0 P: 5	R: 0 E: 0 K: 0 S: 4	H: 1 LOB: 2 BB: 1 P: 8	R: 1 E: 0 K: 1 S: 7	H: 2 LOB: 1 BB: 0 P: 7	R: 0 E: 0 K: 1 S: 5	H: 0 LOB: 0 BB: 0 P: 5	R: 0 E: 0 K: 1 S: 5	H: 0 LOB: 0 BB: 0 P: 11	R: 0 E: 0 K: 1 S: 6	H: 1 LOB: 2 BB: 0 P: 8	R: 1 E: 0 K: 1 S: 7	H: 2 LOB: 1 BB: 0 P: 7	R: 0 E: 0 K: 1 S: 6	H: 1 LOB: 1 BB: 0 P: 7	1B: 5 2B: 1 3B: 1 HR: 0	SF: 0 SAC: 0 DP: 0 HBP: 1	WP: 0 PB: 0 SB: 1 CS: 0	PA: 37	
<b>PITCHER</b>	IP	WLS	BF	H	R	ER	SO	BB	IBB	HBP	BLK	WP	HR	S	P	ERA	WHIP				
55 Roberto Hernandez, R (1, 1) ERA: 1.8	3.0	W	13	3	1	1	2	1	0	0	0	0	0	16	20	3.00	1.333				
54 Chris Perez, R (4, 1) ERA: 4.5	1.0	H	3	0	0	0	1	0	0	0	0	0	0	5	5	0.00	0.000				
79 Alex White, R (5, 1) ERA: 6.0	2.0	H	7	0	0	0	3	1	0	0	0	0	0	12	16	0.00	0.500				
67 Nick Hagadone, L (7, 1) ERA: 9.0	1.0	H	5	1	0	0	1	0	0	1	0	0	0	6	8	0.00	1.000				
45 Doug Mathis, R (8, 1) ERA: 6.0	1.0		5	2	1	1	1	0	0	0	0	0	0	7	7	9.00	2.000				
<b>PITCHER</b>	IP	WLS	BF	H	R	ER	SO	BB	IBB	HBP	BLK	WP	HR	S	P	ERA	WHIP				
56 Frank Hermann, R (9, 1) ERA: 6.0	1.0		4	1	0	0	1	0	0	0	0	0	0	6	7	0.00	1.000				

**Colorado Rockies @ Cleveland Indians**  
Goodyear Ballpark, Goodyear, AZ  
Fri Mar 04 2011, 3:07 PM - 5:54 PM EST  
Att: 2,529 - Partly Cloudy - 83 F

livebaseballscorecards.com

**AB 34**  
**R 2**  
**H 7**  
**RBI 2**  
**BB 2**  
**SO 9**  
**LOB 14**




Batter	1	2	3	4	5	6	7	8	9	AB	R	H	RBI	BB	SO	LOB	BOTTOM				
65 Ezequiel Carrera, L (1, 8) 71 Nick Weglarz, L (8, 7) OBP: 0.471, SLG: 0.538	20 E 1B				K					3	1	2	1	0	1	0					
20 Orlando Cabrera, R (1, 4) 73 Cord Phelps, S (5, PR) (6, 4) OBP: 0.571, SLG: 1.000 OBP: 0.333, SLG: 0.286	E4 3B									2	1	2	1	1	0	0					
17 Shin-Soo Choo, L (1, 9) 87 Jerad Head, R (6, 9) OBP: 0.125, SLG: 0.125	F7		G3-1							2	0	0	0	0	0	3					
41 Carlos Santana, S (1, 2) 74 Chun-Hsiu Chen, R (5, 2) 22 Luke Carlin, S (8, 2) OBP: 0.375, SLG: 0.286 OBP: 0.600, SLG: 0.333	G4-3		P4							2	0	0	0	0	0	0					
48 Travis Hafner, L (1, 10) 72 Jason Kipnis, L (7, PH) (8, 10) OBP: 0.200, SLG: 0.111 OBP: 0.222, SLG: 0.500	G3		G3-1							2	0	0	0	1	0	0					
7 Matt LaPorta, R (1, 3) 88 Matt McBride, R (7, PR) (8, 3) OBP: 0.200, SLG: 0.429			K							4	0	0	0	0	1	2					
76 Lonnie Chisenhall, L (1, 5) OBP: 0.615, SLG: 1.000			8 1B 65 1B 1B							4	2	3	1	0	1	0					
30 Chad Huffman, R (1, 7) OBP: 0.600, SLG: 0.909 (8, 9)			F8							4	1	3	2	0	0	1					
8 Adam Everett, R (1, 6) 1 Luis Valbuena, L (7, PH) (8, 6) OBP: 0.545, SLG: 0.375 OBP: 0.333, SLG: 0.143			20 BB 65 1B 1B							2	0	1	0	1	0	0					
<b>Inning Stats</b>	R: 2 E: 2 K: 0 S: 5	H: 2 LOB: 0 BB: 0 P: 5	R: 1 E: 0 K: 1 S: 8	H: 3 LOB: 3 BB: 1 P: 12	R: 0 E: 0 K: 0 S: 3	H: 0 LOB: 0 BB: 0 P: 3	R: 1 E: 0 K: 2 S: 8	H: 1 LOB: 0 BB: 0 P: 9	R: 0 E: 0 K: 0 S: 4	H: 1 LOB: 2 BB: 1 P: 8	R: 1 E: 0 K: 0 S: 6	H: 2 LOB: 3 BB: 0 P: 6	R: 0 E: 1 K: 1 S: 6	H: 0 LOB: 1 BB: 0 P: 7	1B: 8 2B: 0 3B: 1 HR: 2	SF: 0 SAC: 1 DP: 0 HBP: 0	WP: 1 PB: 0 SB: 0 CS: 0	PA: 40			
<b>PITCHER</b>	IP	WLS	BF	H	R	ER	SO	BB	IBB	HBP	BLK	WP	HR	S	P	ERA	WHIP				
45 Jhoulys Chacin, R (1, 1) ERA: 3.4	3.0	L	15	5	3	3	1	1	0	0	0	0	1	8	20	9.00	2.000				
27 Matt Lindstrom, R (4, 1) ERA: 4.5	1.0		4	1	1	1	2	0	0	0	0	0	1	8	9	9.00	1.000				
59 Clayton Mortensen, R (5, 1) ERA: 4.5	2.0		11	3	1	1	0	2	0	0	0	0	1	9	18	4.50	2.500				
54 Eric Stults, L (7, 1) ERA: 6.75	2.0		10	2	1	0	1	0	0	0	0	1	0	12	13	0.00	1.000				

**Colorado Rockies @ Cleveland Indians**  
Goodyear Ballpark, Goodyear, AZ  
Fri Mar 04 2011, 3:07 PM - 5:54 PM EST  
Att: 2,529 - Partly Cloudy - 83 F

livebaseballscorecards.com

**AB 36**  
**R 6**  
**H 11**  
**RBI 5**  
**BB 3**  
**SO 4**  
**LOB 18**









Batter	1	2	3	4	5	6	7	8	9	AB	R	H	RBI	BB	SO	LOB	TOP																			
5 Lastings Milledge, R (1.7) 38 Stefan Gartrell, R (6.7)	F9		G6-4-3				G5-3			3	0	1	1	0	0	1	<b>Chicago White Sox @ Cleveland Indians</b> Goodyear Ballpark, Goodyear, AZ Sat Mar 05 2011, 3:08 PM - 5:50 PM EST Att: 3,105 - Sunny - 79 F																			
15 Gordon Beckham, R (1.4) 86 Drew Garcia, S (6.4)	G5-3			F8			F7			3	0	1	1	0	0	0																				
51 Alex Rios, R (1.8) 76 Brandon Short, R (6.8)	K			K	F9					3	0	0	0	0	2	2																				
14 Paul Konerko, R (1.3) 87 Jim Gallagher, L (6.3)				K			K			3	0	1	0	0	2	0																				
20 Carlos Quentin, R (1.10)		P3					P6			4	0	0	0	0	1	2																				
23 Mark Tashen, L (1.5) 45 Dallas McPherson, L (7.5)		F7								2	0	1	0	1	0	1																				
24 Dayan Viedelo, R (1.9)										0	0	0	0	0	0	0																				
27 Ramon Castro, R (1.2) 55 Donny Lucy, R (7.2)										4	1	1	0	0	2	3																				
11 Omar Vizquel, S (1.6) 62 Eduardo Escobar, S (7.6)										3	1	0	0	0	0	1																				
										1	0	0	0	0	1	1																				
<b>Inning Stats</b>	R: 0 E: 0 K: 1 S: 5	H: 0 LOB: 0 BB: 0 P: 5	R: 0 E: 0 K: 1 S: 6	H: 1 LOB: 1 BB: 0 P: 6	R: 0 E: 0 K: 0 S: 3	H: 1 LOB: 0 BB: 0 P: 3	R: 0 E: 0 K: 2 S: 7	H: 0 LOB: 0 BB: 0 P: 7	R: 3 E: 1 K: 1 S: 9	H: 4 LOB: 2 BB: 1 P: 14	R: 0 E: 0 K: 0 S: 6	H: 1 LOB: 1 BB: 0 P: 6	R: 0 E: 0 K: 0 S: 3	H: 0 LOB: 0 BB: 0 P: 3	R: 0 E: 0 K: 0 S: 3	H: 0 LOB: 1 BB: 0 P: 7	R: 0 E: 0 K: 3 S: 9	H: 0 LOB: 1 BB: 0 P: 10	1B: 6 2B: 1 3B: 0 HR: 0	SF: 0 SAC: 0 DP: 1 HBP: 1	WP: 0 PB: 1 SB: 0 CS: 0	PA: 36														
<b>PITCHER</b>	IP	WLS	BF	H	R	ER	SO	BB	IBB	HBP	BLK	WP	HR	S	P	ERA	WHIP	<b>PITCHER</b>		IP	WLS	BF	H	R	ER	SO	BB	IBB	HBP	BLK	WP	HR	S	P	ERA	WHIP
31 David Huff, L (1.1) 81 Zach Putnam, R (4.1) 69 Zach McAllister, R (5.1) 33 Joe Martinez, R (7.1) 40 Jess Todd, R (8.1)	3.0	W	10	2	0	0	2	0	0	0	0	0	0	14	14	0.00	0.667	52 Vinnie Pestano, R (9.1) ERA:		1.0		4	0	0	0	3	0	0	1	0	0	9	10	0.00	0.000	

Batter	1	2	3	4	5	6	7	8	9	AB	R	H	RBI	BB	SO	LOB	BOTTOM																				
72 Jason Kipnis, L (1.4) 13 Asdrubal Cabrera, S (1.6)	K	E5								4	1	1	1	1	2	3	<b>Chicago White Sox @ Cleveland Indians</b> Goodyear Ballpark, Goodyear, AZ Sat Mar 05 2011, 3:08 PM - 5:50 PM EST Att: 3,105 - Sunny - 79 F																				
17 Shin-Soo Choo, L (1.10) 48 Travis Hafner, L (4.7) 7 Matt LaPorta, R (1.3)	G1-3	F8								4	1	1	0	1	1	5																					
72 Jason Kipnis, L (1.4) 13 Asdrubal Cabrera, S (1.6)	G1-3	F8								1	1	0	0	1	0	3																					
17 Shin-Soo Choo, L (1.10) 48 Travis Hafner, L (4.7) 7 Matt LaPorta, R (1.3)										3	1	2	1	0	0	2																					
7 Matt LaPorta, R (1.3) 28 Travis Buck, L (1.8) 84 Tim Fedroff, L (7.7)										5	1	1	1	0	0	3																					
28 Travis Buck, L (1.8) 84 Tim Fedroff, L (7.7)										3	1	1	0	1	0	2																					
30 Chad Huffman, R (1.9) 83 Jordan Henry, L (6.7)										0	0	0	1	0	0	0																					
88 Matt McBride, R (1.7) 16 Jason Donald, R (1.5) 86 Juan Diaz, L (3.7)										3	2	3	1	0	0	0																					
88 Matt McBride, R (1.7) 16 Jason Donald, R (1.5) 86 Juan Diaz, L (3.7)										1	0	0	0	1	0	1																					
88 Matt McBride, R (1.7) 16 Jason Donald, R (1.5) 86 Juan Diaz, L (3.7)										5	0	1	2	0	0	4																					
<b>Inning Stats</b>	R: 1 E: 0 K: 1 S: 6	H: 1 LOB: 1 BB: 1 P: 11	R: 1 E: 0 K: 0 S: 5	H: 1 LOB: 3 BB: 1 P: 11	R: 3 E: 1 K: 1 S: 8	H: 2 LOB: 2 BB: 2 P: 17	R: 0 E: 0 K: 0 S: 5	H: 2 LOB: 2 BB: 0 P: 5	R: 0 E: 0 K: 1 S: 5	H: 0 LOB: 2 BB: 2 P: 14	R: 0 E: 0 K: 0 S: 3	H: 1 LOB: 0 BB: 0 P: 3	R: 0 E: 0 K: 0 S: 3	H: 0 LOB: 0 BB: 0 P: 3	R: 3 E: 1 K: 1 S: 9	H: 3 LOB: 2 BB: 1 P: 13	1B: 7 2B: 3 3B: 0 HR: 0	SF: 1 SAC: 0 DP: 1 HBP: 1	WP: 2 PB: 0 SB: 4 CS: 0	PA: 44																	
<b>PITCHER</b>	IP	WLS	BF	H	R	ER	SO	BB	IBB	HBP	BLK	WP	HR	S	P	ERA	WHIP	<b>PITCHER</b>		IP	WLS	BF	H	R	ER	SO	BB	IBB	HBP	BLK	WP	HR	S	P	ERA	WHIP	
34 Gavin Floyd, R (1.1) 70 Kyle Bellamy, R (3.1) 37 Matt Thornton, L (4.1) 40 Brian Bruney, R (5.1) 64 Anthony Carter, R (6.1)	2.0	L	14	2	4	4	1	1	0	0	0	1	0	7	12	0.00	3.000	53 Freddy Dolsi, R (7.1) ERA: 10.13		1.2		9	3	3	2	0	1	0	0	0	4	4	0.00	0.000			
54 Jhonny Nunez, R (8.1)	0.1		2	0	0	0	1	0	0	0	0	0	0	0	0	0	0.00	0.000	54 Jhonny Nunez, R (8.1) ERA:		0.1		2	0	0	0	1	0	0	0	0	0	0	0	0	0.00	0.000











Batter	1	2	3	4	5	6	7	8	9	AB	R	H	RBI	BB	SO	LOB	TOP						
2 Kelly Johnson, L (1.4) OBP: 0.571, SLG: 0.722 18 Willie Bloomquist, R (6.4) OBP: 0.365, SLG: 0.375	0-0 G1-4-3 24 1B 2B	1-0 24 HR 1B		0-3 K 1-2	0-0 G4-6-3 24 1B		4-0 16 HR BB		0-0 F9 1	4	2	3	1	0	1	2							
24 Chris Young, R (1.8) OBP: 0.280, SLG: 0.458 16 Willy Mo Peña, R (6.7) OBP: 0.421, SLG: 0.556	0-0 G1-4-3 2-3	2-1 HR		0-0 6 PB 2B 2B	0-0 G4-6-3 1-2 2-3		1-0 HR		0-0 G6-3 2	4	2	2	4	0	0	3							
6 Stephen Drew, L (1.6) OBP: 0.400, SLG: 0.682 13 Tony Abreu, S (6.6) OBP: 0.231, SLG: 0.320	4-0 22 1B 75 SF8 BB	0-0 HR		0-0 22 G4-3 75 1B 2B	0-0 P6		0-0 G6-3 1		0-0 2B 3	3	3	2	2	1	0	1							
22 Xavier Nady, R (1.3) OBP: 0.240, SLG: 0.417 5 Cole Gillespie, R (6, PH) OBP: 0.211, SLG: 0.176	0-0 1-3 3-H 1B	0-3 K		0-0 G4-3 2-3		0-0 F7 1	4-0 75 G6-3 BB		0-3 K 3	3	0	1	1	0	1	1							
75 Russell Branyan, L (1.10) OBP: 0.440, SLG: 0.619	0-0 SF8 3-H		0-0 14 G5-4-3 1B	0-0 1B		4-0 1 1B 29 2B BB	0-0 G6-3 1-2 3		0-3 K 3	3	1	2	2	1	0	1							
14 Ryan Roberts, R (1.5) OBP: 0.741, SLG: 0.737 1 Cody Ransom, R (6, PH) OBP: 0.375, SLG: 0.538	0-3 K 3		0-0 G5-4-3 1-2 1B		0-0 29 1B 12 2B 1B	0-0 29 2B 1B		0-0 L6 1	3	1	1	0	0	0	1	2							
29 Brandon Allen, L (1.7) OBP: 0.320, SLG: 0.435 63 Paul Goldschmidt, R (6, PH) OBP: 0.563, SLG: 0.933		0-3 K	0-3 K		0-0 12 2B 1B	0-0 1-3 2-H 2B		0-0 1B 2	4	1	2	1	0	2	0	0							
12 Henry Blanco, R (1.2) OBP: 0.250, SLG: 0.375 28 John Hester, R (5.2) OBP: 0.192, SLG: 0.200		0-0 8 FC4-6 1B		0-0 8 1B 24 2B 1B	0-0 8 1B 2B		0-0 K		0-0 F8 2	3	2	3	2	0	0	0							
8 Gerardo Parra, L (1.9) OBP: 0.286, SLG: 0.286 31 AJ Pollock, R (6, PH) OBP: 0.458, SLG: 0.652	0-0 FC4-6 2 1B		0-0 2 1B	0-0 2 1B	0-0 24 C4-6-3 2 1B	0-0 24 2 1B		0-3 K		0-0 F8 3	3	2	2	1	0	0	1						
<b>Inning Stats</b>	R: 2 E: 0 K: 1 S: 7	H: 2 LOB: 1 BB: 1 P: 11	R: 4 E: 0 K: 2 S: 12	H: 4 LOB: 0 BB: 0 P: 15	R: 0 E: 0 K: 1 S: 5	H: 1 LOB: 0 BB: 0 P: 5	R: 4 E: 0 K: 1 S: 9	H: 5 LOB: 1 BB: 0 P: 10	R: 3 E: 0 K: 0 S: 7	H: 5 LOB: 1 BB: 0 P: 7	R: 1 E: 0 K: 2 S: 9	H: 2 LOB: 2 BB: 1 P: 13	R: 2 E: 0 K: 0 S: 3	H: 1 LOB: 0 BB: 2 P: 12	R: 0 E: 0 K: 0 S: 4	H: 1 LOB: 1 BB: 0 P: 4	R: 0 E: 0 K: 1 S: 6	H: 1 LOB: 1 BB: 0 P: 6	1B: 13 2B: 6 3B: 0 HR: 3	SF: 1 SAC: 0 DP: 3 HBP: 0	WP: 0 PB: 1 SB: 2 CS: 0	PA: 49	
<b>PITCHER</b>	IP WLS BF H R ER SO BB IBB HBP BLK WP HR S P ERA WHIP	55 Roberto Hernandez, R (1.1) ERA: 7.88 68 Corey Kluber, R (4.1) ERA: 108.0 80 Josh Judy, R (4.1) ERA: 13.5 79 Alex White, R (5.1) ERA: 10.8 77 Bryce Stowell, R (7.1) ERA: 18.0	3.0 L 16 7 6 6 4 1 0 0 0 0 2 24 31 18.00 2.667	0.1 5 4 4 4 1 0 0 0 0 0 0 0 7 8 108.00 12.000	0.2 2 1 0 0 0 0 0 0 0 0 0 2 2 0.00 1.500	2.0 13 7 4 4 2 1 0 0 0 0 0 16 20 18.00 4.000	1.0 5 1 2 2 0 2 0 0 0 0 0 1 3 12 18.00 3.000	<b>PITCHER</b>	IP WLS BF H R ER SO BB IBB HBP BLK WP HR S P ERA WHIP	49 Tony Sipp, L (8.1) ERA: 39 Justin Germano, R (9.1) ERA:	1.0 4 1 0 0 0 0 0 0 0 0 0 4 4 1.00 1.000	1.0 4 1 0 0 1 0 0 0 0 0 0 6 6 0.00 1.000											

Arizona Diamondbacks @ Cleveland Indians  
Goodyear Ballpark, Goodyear, AZ  
Tue Mar 08 2011, 3:08 PM - 6:22 PM EST  
Att: 2,479 - Sunny - 81 F

livebaseballscores.com

AB 44  
R 16  
H 22  
RBI 16  
BB 4  
SO 8  
LOB 18



Batter	1	2	3	4	5	6	7	8	9	AB	R	H	RBI	BB	SO	LOB	BOTTOM							
23 Michael Brantley, L (1.8) OBP: 0.214, SLG: 0.154 65 Ezequiel Carrera, L (6.8) OBP: 0.484, SLG: 0.456	0-0 13 G4-3 1B		0-0 F9 1		0-0 G4-3 2	0-3 K 3		0-0 F8 3		3	0	1	0	0	0	1								
13 Asdrubal Cabrera, S (1.6) OBP: 0.500, SLG: 0.436 8 Adam Everett, R (6.6) OBP: 0.556, SLG: 0.429	0-0 G4-3 1-2		0-0 17 1B 2-H		0-0 E7 17 1B		1-0 48 1B HBP		0-0 28 2B 1B	3	2	1	0	0	0	1								
17 Shin-Soo Choo, L (1.9) OBP: 0.308, SLG: 0.250 28 Travis Buck, L (6.9) OBP: 0.500, SLG: 0.737	0-3 K		0-0 26 BLK 1B 2-H		0-0 2-H 1B		0-3 K 3		0-0 12 F 2B 1-H	3	0	2	2	0	1	1								
26 Austin Kearns, R (1.7) OBP: 0.471, SLG: 0.308 7 Matt LaPorta, R (8.3) OBP: 0.200, SLG: 0.375	0-0 G5-3 3		0-0 L7 1-2		0-3 K 3		0-0 P3 2		0-0 P2 1	4	0	0	0	0	1	4								
48 Travis Hafner, L (1.10) OBP: 0.318, SLG: 0.286		0-3 K 1		0-0 P5 1		0-3 K 1	0-0 12 WP 1B 1-3		0-3 K 2	5	0	1	0	0	3	1								
20 Orlando Cabrera, R (1.4) OBP: 0.417, SLG: 0.727 12 Jayson Nix, R (6.4) OBP: 0.250, SLG: 0.154		0-3 K 2		0-0 F9 2		0-3 K 2	0-0 G5-3 1-2 3		0-0 E7 2-H	2	0	0	0	0	1	0								
76 Lonnie Chisenhall, L (1.5) OBP: 0.609, SLG: 1.050		0-0 1B		0-0 1B		0-0 47 1B 3B		0-0 1B	0-0 G4-3 3	5	1	4	0	0	0	1								
47 Shelley Duncan, R (1.3) OBP: 0.333, SLG: 0.500		0-3 K 3		0-0 F8 3		0-0 2 2B 1B 3-H		0-3 K 1	4	0	1	1	0	2	3									
6 Lou Marson, R (1.2) OBP: 0.333, SLG: 0.300 2 Paul Phillips, R (6.2) OBP: 0.429, SLG: 0.500			0-0 13 1B 2B		0-3 K 1		0-0 K 1-3 2B		0-0 P6 2	2	0	1	0	0	1	0								
<b>Inning Stats</b>	R: 0 E: 0 K: 1 S: 6	H: 1 LOB: 0 BB: 0 P: 6	R: 0 E: 0 K: 3 S: 10	H: 1 LOB: 0 BB: 0 P: 10	R: 1 E: 0 K: 0 S: 5	H: 3 LOB: 1 BB: 0 P: 5	R: 0 E: 0 K: 0 S: 4	H: 1 LOB: 1 BB: 0 P: 4	R: 1 E: 0 K: 2 S: 9	H: 1 LOB: 1 BB: 0 P: 9	R: 1 E: 0 K: 3 S: 12	H: 3 LOB: 2 BB: 0 P: 12	R: 0 E: 0 K: 1 S: 6	H: 1 LOB: 0 BB: 0 P: 8	R: 0 E: 0 K: 1 S: 6	H: 1 LOB: 1 BB: 0 P: 6	R: 2 E: 1 K: 1 S: 8	H: 2 LOB: 1 BB: 0 P: 8	1B: 10 2B: 3 3B: 1 HR: 0	SF: 0 SAC: 0 DP: 0 HBP: 1	WP: 1 PB: 0 SB: 0 CS: 0	PA: 43		
<b>PITCHER</b>	IP WLS BF H R ER SO BB IBB HBP BLK WP HR S P ERA WHIP	41 Daniel Hudson, R (1.1) ERA: 2.57 58 Juan Gutierrez, R (4.1) ERA: 17.18 15 Micah Owings, R (5.1) ERA: 10.8 38 Sam Demel, R (6.1) ERA: 2.25 48 Rafael Rodriguez, R (7.1) ERA: 2.25	3.0 W 13 5 1 1 4 0 0 0 0 0 0 4 4 3.00 1.667	1.0 4 1 0 0 0 0 0 0 0 0 0 4 4 0.00 1.000	1.0 5 1 1 0 2 0 0 0 0 0 0 9 9 0.00 1.000	1.0 6 3 1 1 3 0 0 0 0 0 0 12 12 9.00 3.000	1.0 5 1 0 0 1 0 0 0 1 0 1 6 8 0.00 1.000	<b>PITCHER</b>	IP WLS BF H R ER SO BB IBB HBP BLK WP HR S P ERA WHIP	45 Kam Mickolio, R (8.1) ERA: 5.79 37 Brian Sweeney, R (9.1) ERA: 9.64	1.0 4 1 0 0 0 0 0 0 0 0 0 6 6 0.00 1.000	1.0 6 2 2 1 1 0 0 0 0 0 0 8 8 9.00 2.000												

Arizona Diamondbacks @ Cleveland Indians  
Goodyear Ballpark, Goodyear, AZ  
Tue Mar 08 2011, 3:08 PM - 6:22 PM EST  
Att: 2,479 - Sunny - 81 F

livebaseballscores.com

AB 42  
R 5  
H 14  
RBI 4  
BB 0  
SO 12  
LOB 20





Batter	1	2	3	4	5	6	7	8	9	AB	R	H	RBI	BB	SO	LOB	TOP										
24 Cameron Maybin, R OBP: 0.375, SLG: 0.333 94 Everett Williams, L	G6-3		K			G4-3		G3-1		4	1	1	0	0	1	0	<b>San Diego Padres @ Cleveland Indians</b> Goodyear Ballpark, Goodyear, AZ Wed Mar 09 2011, 3:10 PM - 5:33 PM EST Att: 1,937 - Sunny - 77 F										
9 Eric Patterson, L OBP: 0.389, SLG: 0.438 76 Andy Parrino, S	G4-3		G4-3			F7		K		4	1	1	0	0	0	0											
7 Chase Headley, S OBP: 0.611, SLG: 0.688 22 James Darnell, R OBP: 0.500, SLG: 0.778	G4-3		2B			67 BB 77 FC3-6 1B		K		3	1	2	2	0	0	0											
67 Jesus Guzman, R OBP: 0.480, SLG: 0.550		K				77 FC3-6 68 SF7 1B		G1-3		3	2	1	0	1	1	0											
28 Aaron Cunningham, R OBP: 0.400, SLG: 0.727 97 Luis Domonico, L		HR	HBP			77 FC3-6 1B		K		3	2	2	2	1	0	2											
77 Anthony Rizzo, L OBP: 0.400, SLG: 0.615 90 Matt Clark, L		HR				77 FC3-6 BB				3	1	1	3	0	0	3											
68 Kyle Phillips, L OBP: 0.357, SLG: 0.538 62 Luis Martinez, R OBP: 0.333, SLG: 0.444		K				77 FC3-6 2B		G4-3		3	0	1	2	0	1	1											
2 Everth Cabrera, S OBP: 0.208, SLG: 0.292		3B				1-2 2-3 3-H 0-0 S: 7		G4-3		4	0	1	0	0	0	3											
3 Luis Durango, S OBP: 0.353, SLG: 0.313	G3					3-H 0-0 S: 7		G4-3		4	0	0	0	0	0	3											
								G3																			
<b>Inning Stats</b>	R: 0 E: 0 K: 0 S: 3	H: 0 LOB: 0 BB: 0 P: 3	R: 2 E: 0 K: 2 S: 11	H: 3 LOB: 1 BB: 0 P: 13	R: 0 E: 0 K: 1 S: 6	H: 1 LOB: 2 BB: 0 P: 7	R: 0 E: 0 K: 0 S: 3	H: 0 LOB: 1 BB: 0 P: 4	R: 4 E: 0 K: 0 S: 7	H: 4 LOB: 1 BB: 1 P: 11	R: 0 E: 0 K: 0 S: 3	H: 0 LOB: 0 BB: 0 P: 3	R: 3 E: 0 K: 0 S: 5	H: 2 LOB: 1 BB: 2 P: 13	R: 0 E: 0 K: 1 S: 5	H: 0 LOB: 0 BB: 1 P: 9	1B: 4 2B: 3 3B: 1 HR: 2	SF: 1 SAC: 0 DP: 0 HBP: 2	WP: 0 PB: 0 SB: 0 CS: 0	PA: 43							
<b>PITCHER</b>	IP	WLS	BF	H	R	ER	SO	BB	IBB	HBP	BLK	WP	HR	S	P	ERA	WHIP										
59 Carlos Carrasco, R ERA: 3.6	3.0	L	14	4	2	2	3	0	0	1	0	0	2	20	23	6.00	1.333										
31 David Huff, L ERA: 5.14	2.0		12	4	4	4	0	1	0	1	0	0	0	10	15	18.00	2.500										
81 Zach Putnam, R ERA: 12.0	1.0		3	0	0	0	0	0	0	0	0	0	0	3	3	0.00	0.000										
69 Zach McAllister, R ERA: 4.5	2.0		10	2	3	3	2	2	0	0	0	0	0	12	20	13.50	2.000										
38 Joe Smith, R ERA: 3.6	1.0		4	0	0	0	1	1	0	0	0	0	0	5	9	0.00	1.000										

Batter	1	2	3	4	5	6	7	8	9	AB	R	H	RBI	BB	SO	LOB	BOTTOM										
65 Ezequiel Carrera, L OBP: 0.441, SLG: 0.407 87 Jerad Head, R OBP: 0.176, SLG: 0.143	F7		K			G6-3			K	3	0	0	0	0	1	0	<b>San Diego Padres @ Cleveland Indians</b> Goodyear Ballpark, Goodyear, AZ Wed Mar 09 2011, 3:10 PM - 5:33 PM EST Att: 1,937 - Sunny - 77 F										
12 Jayson Nix, R OBP: 0.211, SLG: 0.125 73 Cord Phelps, S OBP: 0.385, SLG: 0.300	G4-3		F7			G5-3			G3-1	3	0	0	0	0	0	0											
17 Shin-Soo Choo, L OBP: 0.235, SLG: 0.188	F7								E7	4	0	0	0	0	1	0											
41 Carlos Santana, S OBP: 0.308, SLG: 0.333 7 Matt LaPorta, R OBP: 0.165, SLG: 0.346		2B							K	2	1	1	0	0	0	0											
28 Travis Buck, L OBP: 0.478, SLG: 0.682 88 Matt McBride, R OBP: 0.154, SLG: 0.231		1B							K	2	0	0	0	0	1	1											
71 Nick Weglarz, L OBP: 0.500, SLG: 0.667		BB							L8	2	0	0	0	1	1	0											
22 Luke Carlin, S OBP: 0.333, SLG: 0.143 6 Lou Marson, R OBP: 0.308, SLG: 0.273									F9	2	0	0	0	0	0	2											
1 Luis Valbuena, L OBP: 0.348, SLG: 0.684									HR	3	1	1	1	0	2	1											
8 Adam Everett, R OBP: 0.500, SLG: 0.375 86 Juan Diaz, L OBP: 0.143, SLG: 0.143			K2-3						F7	2	0	0	0	0	2	0											
										1	0	0	0	0	0	0											
<b>Inning Stats</b>	R: 0 E: 0 K: 0 S: 3	H: 0 LOB: 0 BB: 0 P: 3	R: 1 E: 0 K: 1 S: 6	H: 2 LOB: 1 BB: 1 P: 10	R: 0 E: 0 K: 2 S: 7	H: 0 LOB: 0 BB: 0 P: 7	R: 0 E: 0 K: 0 S: 3	H: 0 LOB: 0 BB: 0 P: 3	R: 0 E: 0 K: 2 S: 7	H: 0 LOB: 0 BB: 0 P: 7	R: 0 E: 0 K: 1 S: 5	H: 0 LOB: 0 BB: 0 P: 5	R: 0 E: 0 K: 0 S: 5	H: 0 LOB: 0 BB: 0 P: 5	R: 1 E: 0 K: 0 S: 5	H: 1 LOB: 0 BB: 0 P: 7	R: 0 E: 1 K: 2 S: 8	H: 0 LOB: 1 BB: 0 P: 8	1B: 1 2B: 1 3B: 0 HR: 1	SF: 0 SAC: 0 DP: 1 HBP: 0	WP: 0 PB: 0 SB: 0 CS: 0	PA: 31					
<b>PITCHER</b>	IP	WLS	BF	H	R	ER	SO	BB	IBB	HBP	BLK	WP	HR	S	P	ERA	WHIP										
52 Cory Luebke, L ERA: 2.08	4.1	W	15	2	1	1	4	0	0	0	0	0	0	22	26	2.08	0.692										
73 Anthony Bass, R ERA	1.2		5	0	0	0	2	0	0	0	0	0	0	9	9	0.00	0.000										
53 Jeremy Hefner, R ERA: 4.15	2.0		7	1	1	1	1	0	0	0	0	0	1	10	12	4.50	0.500										
79 Colt Hynes, L ERA	1.0		4	0	0	0	2	0	0	0	0	0	0	8	8	0.00	0.000										

AB	36
R	9
H	10
RBI	9
BB	4
SO	6
LOB	13



AB	30
R	2
H	3
RBI	1
BB	1
SO	9
LOB	4

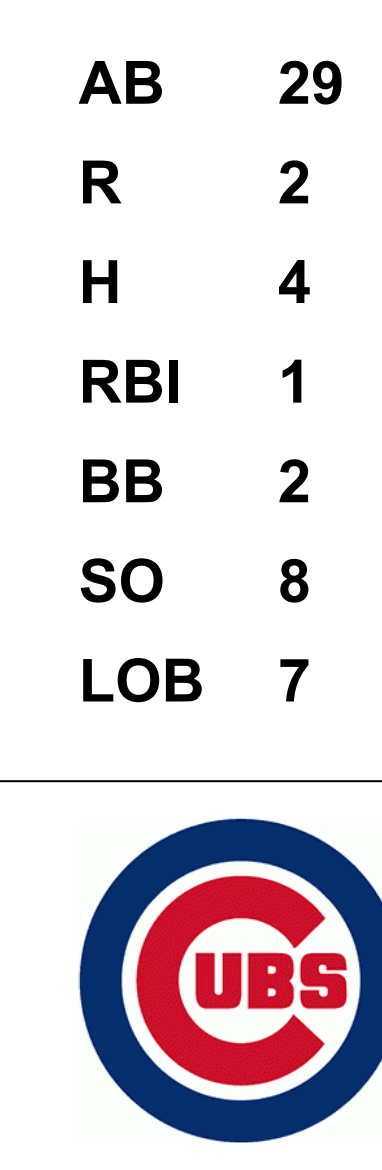




Batter	1	2	3	4	5	6	7	8	9	AB	R	H	RBI	BB	SO	LOB	TOP										
23 Michael Brantley, L (1.8) 65 Ezequiel Carrera, L (8.8) OBP: 0.222, SLG: 0.176 OBP: 0.441, SLG: 0.407	G6-3		G4-3			G4-3		G6-4-3		4	0	1	0	0	0	1	<b>Cleveland Indians @ Chicago Cubs</b> Hohokam Park, Mesa, AZ Thu Mar 10 2011, 3:10 PM - 5:32 PM EST Att: 7,186 - Sunny - 79 F										
12 Jayson Nix, R (1.4) 72 Jason Kipnis, L (6.4) OBP: 0.227, SLG: 0.316 OBP: 0.250, SLG: 0.357	P6		F8			HR		G6-4-3		3	1	1	1	0	0	1											
41 Carlos Santana, S (1.2) 74 Chun-Hsiu Chen, R (7.2) OBP: 0.267, SLG: 0.407 OBP: 0.500, SLG: 0.438	G4-3			L8		L8		K		3	0	0	0	0	0	0											
48 Travis Hafner, L (1.10) OBP: 0.308, SLG: 0.280		G6-3		G6-3				G3-1		4	0	1	0	0	0	0											
7 Matt LaPorta, R (1.3) 9 Jack Hannahan, L (7.3) OBP: 0.167, SLG: 0.310 OBP: 0.500, SLG: 0.438		K			F9			G6-3		3	0	0	0	0	1	1											
28 Travis Buck, L (1.9) OBP: 0.481, SLG: 0.640								K		1	0	0	0	0	0	0											
47 Shelley Duncan, R (1.7) 84 Donnie Webb, S (7.7) OBP: 0.289, SLG: 0.400 OBP: 0.500, SLG: 0.438										3	0	0	0	0	2	2											
1 Luis Valbuena, L (1.6) 86 Juan Diaz, L (7.6) OBP: 0.346, SLG: 0.619 OBP: 0.143, SLG: 0.143										2	0	0	0	1	1	1											
16 Jason Donald, R (1.5) 76 Lonnie Chisenhall, L (6.5) OBP: 0.455, SLG: 0.500 OBP: 0.553, SLG: 1.000										2	0	1	0	0	1	1											
<b>Inning Stats</b>	R: 0 E: 0 K: 0 S: 3	H: 0 LOB: 0 BB: 0 P: 3	R: 0 E: 0 K: 2 S: 7	H: 0 LOB: 1 BB: 1 P: 11	R: 0 E: 0 K: 0 S: 4	H: 1 LOB: 1 BB: 0 P: 4	R: 0 E: 0 K: 0 S: 3	H: 0 LOB: 0 BB: 0 P: 3	R: 0 E: 0 K: 3 S: 10	H: 1 LOB: 1 BB: 0 P: 10	R: 1 E: 0 K: 0 S: 6	H: 2 LOB: 1 BB: 0 P: 8	R: 0 E: 0 K: 1 S: 5	H: 0 LOB: 1 BB: 1 P: 9	R: 0 E: 0 K: 1 S: 5	H: 1 LOB: 0 BB: 0 P: 5		R: 0 E: 0 K: 1 S: 5	H: 0 LOB: 0 BB: 0 P: 5	1B: 4 2B: 0 3B: 0 HR: 1	SF: 0 SAC: 0 DP: 1 HBP: 0	WP: 0 PB: 0 SB: 0 CS: 0	PA: 33				
<b>PITCHER</b>	IP	WLS	BF	H	R	ER	SO	BB	IBB	HBP	BLK	WP	HR	S	P	ERA	WHIP										
36 Randy Wells, R (1.1) ERA: 4.5	4.0		14	1	0	0	2	1	0	0	0	0	0	17	21	0.00	0.500										
34 Kerry Wood, R (5.1) ERA: 4.5	1.0		4	1	0	0	3	0	0	0	0	0	0	10	10	0.00	1.000										
48 Andrew Cashner, R (6.1) ERA: 4.5	4.0	W	15	3	1	1	3	1	0	0	0	0	1	21	27	2.25	1.000										

Batter	1	2	3	4	5	6	7	8	9	AB	R	H	RBI	BB	SO	LOB	BOTTOM										
1 Kosuke Fukudome, L (1.9) 63 James Adduci, L (7.9) OBP: 0.308, SLG: 0.217 OBP: 0.154, SLG: 0.154	K			K		P3			SH	3	0	0	0	0	2	1	<b>Cleveland Indians @ Chicago Cubs</b> Hohokam Park, Mesa, AZ Thu Mar 10 2011, 3:10 PM - 5:32 PM EST Att: 7,186 - Sunny - 79 F										
5 Read Johnson, R (1.8) 3 Fernando Perez, R (7.8) OBP: 0.273, SLG: 0.250 OBP: 0.455, SLG: 0.333	K			L5					SH	2	0	0	0	0	1	0											
21 Tyler Colvin, L (1.3) 30 Scott Moore, L (7.3) OBP: 0.208, SLG: 0.458 OBP: 0.300, SLG: 0.474				K					P6	2	0	0	0	0	2	0											
16 Aramis Ramirez, R (1.5) 61 Josh Vitters, R (7.5) OBP: 0.375, SLG: 0.381 OBP: 0.375, SLG: 0.467		K							F9	2	0	0	0	0	2	0											
39 Luis Montanez, R (1.7) 59 Brett Jackson, L (7.7) OBP: 0.294, SLG: 0.375 OBP: 0.250, SLG: 0.176		G4-3			F9				P5	2	0	0	0	0	0	0											
9 Blake DeWitt, L (1.4) 73 Marquez Smith, R (7.4) OBP: 0.217, SLG: 0.227 OBP: 0.385, SLG: 0.583										2	0	0	0	0	0	0											
15 Darwin Barney, R (1.6) 58 Matt Camp, L (7.6) OBP: 0.278, SLG: 0.389 OBP: 0.500, SLG: 0.417					F9				G4-3	0	0	0	0	1	0	0											
55 Koyie Hill, S (1.2) 53 Wellington Castillo, R (7.2) OBP: 0.500, SLG: 0.500										1	0	0	0	1	0	0											
36 Randy Wells, R (1.1) 34 Kerry Wood, R (5.1) 48 Andrew Cashner, R (6.1) OBP: 0.500, SLG: 0.750										1	0	0	0	0	1	0											
<b>Inning Stats</b>	R: 0 E: 0 K: 3 S: 9	H: 0 LOB: 0 BB: 0 P: 9	R: 0 E: 0 K: 1 S: 5	H: 0 LOB: 0 BB: 0 P: 5	R: 0 E: 0 K: 2 S: 7	H: 0 LOB: 0 BB: 0 P: 7	R: 0 E: 0 K: 0 S: 5	H: 0 LOB: 0 BB: 0 P: 5	R: 0 E: 0 K: 0 S: 3	H: 1 LOB: 1 BB: 1 P: 8	R: 0 E: 0 K: 0 S: 3	H: 0 LOB: 0 BB: 0 P: 3	R: 1 E: 0 K: 0 S: 4	H: 1 LOB: 1 BB: 1 P: 9	R: 1 E: 0 K: 0 S: 5	H: 2 LOB: 1 BB: 0 P: 5		1B: 3 2B: 1 3B: 0 HR: 0	SF: 0 SAC: 1 DP: 0 HBP: 0	WP: 1 PB: 1 SB: 0 CS: 1	PA: 32						
<b>PITCHER</b>	IP	WLS	BF	H	R	ER	SO	BB	IBB	HBP	BLK	WP	HR	S	P	ERA	WHIP										
63 Justin Masterson, R (1.1) ERA: 3.38	3.0		10	1	0	0	3	1	0	0	0	0	0	15	20	0.00	0.667										
33 Joe Martinez, R (7.1) ERA: 9.0	1.0	H	3	0	0	0	0	0	0	0	0	0	0	3	3	0.00	0.000										
56 Frank Herrmann, R (8.1) ERA: 1.8	1.0	B	5	1	1	1	0	1	0	0	0	1	0	4	9	9.00	2.000										
52 Vinnie Pestano, R (9.1) ERA: 2.45	0.2	L	5	2	1	1	0	0	0	0	0	0	0	5	5	13.50	3.000										

AB	31
R	1
H	5
RBI	1
BB	2
SO	8
LOB	9





Batter	1	2	3	4	5	6	7	8	9	10	AB	R	H	RBI	BB	SO	LOB	TOP		
16 Josh Wilson, R (1, 6) OBP: 0.250, SLG: 0.200 72 Sean Kazmar Jr., R (6, 6) OBP: 0.071, SLG: 0.077	F8		G4-3	SF9		SF8		F7		F5	2	0	0	2	0	0	0			
1 Luis Antonio Rodriguez, S (1, 5) OBP: 0.220, SLG: 0.214 63 Alex Liddell, R (5, 5) OBP: 0.429, SLG: 0.846	G2-3		P6							F9	2	1	1	0	2	0	1			
4 Adam Kennedy, L (1, 3) OBP: 0.288, SLG: 0.353 20 Mike Carp, L (5, 3) OBP: 0.294, SLG: 0.375	G2-3		FC4			G4-3		F9			3	0	0	0	0	0	2			
29 Jack Cust, L (1, 10) OBP: 0.232, SLG: 0.435 44 Mike Wilson, R (7, PH) OBP: 0.417, SLG: 0.222		K						L4			3	0	1	1	0	2	0			
27 Matt Tuiasosopo, R (1, 7) OBP: 0.533, SLG: 0.174 64 Carlos Peguero, L (6, 7) OBP: 0.176, SLG: 0.353			P6								3	1	2	0	0	0	2			
55 Michael Saunders, L (1, 8) OBP: 0.294, SLG: 0.438 56 Greg Halman, R (5, 8) OBP: 0.294, SLG: 0.438											3	1	1	0	0	0	3			
13 Dustin Ackley, L (1, 4) OBP: 0.478, SLG: 0.313											3	2	1	1	2	2	1			
5 Chris Gimenez, R (1, 2) OBP: 0.308, SLG: 0.200 75 Steven Baron, R (6, 2) OBP: 0.500, SLG: 1.167											2	0	0	1	1	0	2			
70 Jhermyn Chavez, R (1, 5) OBP: 0.368, SLG: 0.563											2	0	1	0	0	1	1			
<b>Inning Stats</b>	R: 0 E: 0 K: 0 S: 4	H: 1 LOB: 0 BB: 0 P: 4	R: 2 E: 0 K: 2 S: 10	H: 3 LOB: 1 BB: 0 P: 10	R: 1 E: 1 K: 0 S: 5	H: 1 LOB: 2 BB: 1 P: 9	R: 1 E: 0 K: 1 S: 6	H: 1 LOB: 1 BB: 0 P: 6	R: 1 E: 0 K: 1 S: 3	H: 1 LOB: 2 BB: 3 P: 15	R: 0 E: 1 K: 2 S: 6	H: 0 LOB: 0 BB: 0 P: 8	R: 0 E: 0 K: 1 S: 6	H: 1 LOB: 2 BB: 0 P: 9	R: 0 E: 0 K: 1 S: 6	H: 1 LOB: 2 BB: 0 P: 9	1B: 8 2B: 3 3B: 0 HR: 0	SF: 2 SAC: 0 DP: 2 HBP: 4	WP: 1 PB: 0 SB: 1 CS: 1	PA: 47
<b>PITCHER</b>	IP WLS BF H R ER SO	IP WLS BF H R ER SO	IP WLS BF H R ER SO	IP WLS BF H R ER SO	IP WLS BF H R ER SO	IP WLS BF H R ER SO	IP WLS BF H R ER SO	IP WLS BF H R ER SO	IP WLS BF H R ER SO	IP WLS BF H R ER SO	IP WLS BF H R ER SO	IP WLS BF H R ER SO	IP WLS BF H R ER SO	IP WLS BF H R ER SO	IP WLS BF H R ER SO	IP WLS BF H R ER SO	ERA WHIP	ERA WHIP		
51 Mitch Talbot, R (1, 1) ERA: 17.85 37 Chad Durbin, R (4, 1) ERA: 9.0 40 Jess Todd, R (5, 1) ERA: 2.08 45 Doug Mathis, R (6, 1) ERA: 4.5 39 Justin Germano, R (7, 1) ERA:	80 Josh Judy, R (9, 1) ERA: 9.0 81 Zach Putnam, R (10, 1) ERA: 9.0																			

Seattle Mariners @ Cleveland Indians  
Goodyear Ballpark, Goodyear, AZ  
Fri Mar 11 2011, 3:06 PM - 6:46 PM EST  
Att: 3,621 - Sunny - 80 F

AB 36  
R 5  
H 10  
RBI 5  
BB 5  
SO 7  
LOB 24



Batter	1	2	3	4	5	6	7	8	9	10	AB	R	H	RBI	BB	SO	LOB	BOTTOM		
20 Orlando Cabrera, R (1, 4) OBP: 0.467, SLG: 0.714 73 Cord Phelps, S (5, 4) OBP: 0.375, SLG: 0.250	G4-3							G4-6-3			3	0	2	1	0	0	2			
13 Asdrubal Cabrera, S (1, 6) OBP: 0.478, SLG: 0.579 8 Adam Everett, R (5, 6) OBP: 0.522, SLG: 0.421	G4-3										3	1	1	1	0	0	3			
17 Shin-Soo Choo, L (1, 9) OBP: 0.478, SLG: 0.471 2 Paul Phillips, R (6, 2) OBP: 0.353, SLG: 0.412	F7										3	1	1	0	0	1	1			
26 Austin Kearns, R (1, 7) OBP: 0.478, SLG: 0.471 71 Nick Weglarz, L (8, 7) OBP: 0.467, SLG: 0.600	G4-3										4	0	2	1	0	0	1			
48 Travis Hafner, L (1, 10) OBP: 0.310, SLG: 0.321 47 Shelley Duncan, R (7, PH) OBP: 0.294, SLG: 0.412											3	1	1	0	0	1	1			
72 Jason Kipnis, L (9, PR) OBP: 0.250, SLG: 0.357 76 Lonnie Chisenhall, L (1, 5) OBP: 0.528, SLG: 0.913 16 Jason Donald, R (5, PH) OBP: 0.357, SLG: 0.385											0	0	0	0	0	0	0			
6 Lou Marson, R (1, 2) OBP: 0.267, SLG: 0.231 30 Chad Huffman, R (5, PH) OBP: 0.619, SLG: 0.882											2	0	0	0	0	0	1			
9 Jack Hannahan, L (1, 3) OBP: 0.520, SLG: 0.500											4	2	2	1	0	0	2			
65 Ezequiel Carrera, L (1, 8) OBP: 0.474, SLG: 0.414											2	0	1	0	2	0	0			
<b>Inning Stats</b>	R: 0 E: 0 K: 0 S: 4	H: 1 LOB: 1 BB: 0 P: 4	R: 1 E: 0 K: 1 S: 7	H: 2 LOB: 2 BB: 1 P: 11	R: 1 E: 0 K: 2 S: 9	H: 1 LOB: 0 BB: 0 P: 10	R: 1 E: 0 K: 1 S: 7	H: 2 LOB: 2 BB: 0 P: 9	R: 1 E: 0 K: 2 S: 9	H: 2 LOB: 1 BB: 0 P: 9	R: 0 E: 0 K: 2 S: 8	H: 2 LOB: 2 BB: 0 P: 9	R: 0 E: 0 K: 2 S: 9	H: 2 LOB: 2 BB: 0 P: 9	R: 0 E: 0 K: 1 S: 6	H: 1 LOB: 1 BB: 0 P: 6	1B: 8 2B: 5 3B: 0 HR: 1	SF: 0 SAC: 1 DP: 1 HBP: 1	WP: 0 PB: 0 SB: 0 CS: 0	PA: 48
<b>PITCHER</b>	IP WLS BF H R ER SO	IP WLS BF H R ER SO	IP WLS BF H R ER SO	IP WLS BF H R ER SO	IP WLS BF H R ER SO	IP WLS BF H R ER SO	IP WLS BF H R ER SO	IP WLS BF H R ER SO	IP WLS BF H R ER SO	IP WLS BF H R ER SO	IP WLS BF H R ER SO	IP WLS BF H R ER SO	IP WLS BF H R ER SO	IP WLS BF H R ER SO	IP WLS BF H R ER SO	IP WLS BF H R ER SO	ERA WHIP	ERA WHIP		
36 Michael Pineda, R (1, 1) ERA: 2.57 32 Nate Robertson, L (4, 1) ERA: 7.71 68 Chaz Roe, R (6, 1) ERA: 10.38 37 Cesar Jimenez, L (7, 1) ERA: 10.38 52 Chris Seddon, L (8, 1) ERA: 4.5	66 Royce Ring, L (9, 1) ERA: 65 Edward Paredes, L (10, 1) ERA:																			

Seattle Mariners @ Cleveland Indians  
Goodyear Ballpark, Goodyear, AZ  
Fri Mar 11 2011, 3:06 PM - 6:46 PM EST  
Att: 3,621 - Sunny - 80 F

AB 43  
R 5  
H 14  
RBI 4  
BB 3  
SO 11  
LOB 25





Batter	1	2	3	4	5	6	7	8	9	AB	R	H	RBI	BB	SO	LOB	TOP								
77 Reggie Willits, S (1, 8) OBP: 0.304, SLG: 0.300										3	0	0	0	0	2	3	<b>Los Angeles Angels @ Cleveland Indians</b> Goodyear Ballpark, Goodyear, AZ Sat Mar 12 2011, 4:08 PM - 6:07 PM EST Att: 5,400 - Sunny - 80 F								
81 Tyson Auer, R (5, 8) OBP: 0.313, SLG: 0.154										3	0	1	0	1	1	0									
74 Gabe Jacobo, R (8, PH) OBP: 0.350, SLG: 0.222										4	0	1	0	0	0	2									
92 Travis Witherspoon, R (8, 8) OBP: 0.167, SLG: 0.167										4	0	1	0	0	1	1									
5 Jeff Mathis, R (1, 2) OBP: 0.350, SLG: 0.421										4	0	1	0	0	1	1									
6 Alberto Callaspo, S (1, 10) OBP: 0.308, SLG: 0.308										4	0	1	0	0	1	1									
44 Mark Trumbo, R (1, 3) OBP: 0.390, SLG: 0.800										4	0	1	0	0	1	1									
3 Brandon Wood, R (1, 5) OBP: 0.188, SLG: 0.344										4	0	1	0	0	1	2									
33 Chris Pettit, R (1, 7) OBP: 0.500, SLG: 0.611										3	1	1	1	1	1	1									
18 Andrew Romine, S (1, 6) OBP: 0.267, SLG: 0.231										3	0	0	0	0	0	2									
90 Mike Trout, R (9, PH) OBP: 0.400, SLG: 0.250										1	0	0	0	0	1	0									
49 Jeremy Moore, L (1, 9) OBP: 0.273, SLG: 0.300										3	0	1	0	0	0	0									
28 Gil Velazquez, R (1, 4) OBP: 0.250, SLG: 0.200										1	0	0	0	1	0	0									
79 Jean Segura, R (8, PH) OBP: 0.333, SLG: 0.333										1	0	1	0	0	0	0									
<b>Inning Stats</b>	R: 0 E: 0 K: 2 S: 7	H: 0 LOB: 0 BB: 0 P: 8	R: 0 E: 0 K: 2 S: 7	H: 0 LOB: 1 BB: 1 P: 11	R: 0 E: 0 K: 1 S: 5	H: 0 LOB: 0 BB: 0 P: 5	R: 0 E: 0 K: 0 S: 3	H: 1 LOB: 0 BB: 0 P: 3	R: 0 E: 0 K: 0 S: 5	H: 2 LOB: 3 BB: 1 P: 9	R: 0 E: 0 K: 1 S: 4	H: 0 LOB: 0 BB: 0 P: 4	R: 0 E: 0 K: 1 S: 5	H: 0 LOB: 0 BB: 0 P: 5	R: 0 E: 0 K: 0 S: 3	H: 1 LOB: 1 BB: 1 P: 7	R: 1 E: 0 K: 1 S: 7	H: 1 LOB: 0 BB: 0 P: 8	1B: 6 2B: 1 3B: 0 HR: 1	SF: 0 SAC: 0 DP: 3 HBP: 0	WP: 0 PB: 0 SB: 0 CS: 0	PA: 34			
<b>PITCHER</b>	IP	WLS	BF	H	R	ER	SO	BB	IBB	HBP	BLK	WP	HR	S	P	ERA	WHIP								
55 Roberto Hernandez, R (1, 1) ERA: 5.25	4.0	W	13	1	0	0	5	1	0	0	0	0	0	22	27	0.00	0.500								
43 Josh Tomlin, R (5, 1) ERA: 1.13	3.0	H	13	4	0	0	1	1	0	0	0	0	0	14	18	0.00	1.667								
53 Rafael Perez, L (8, 1) ERA:	1.0	H	4	1	0	0	0	1	0	0	0	0	0	3	7	0.00	2.000								
49 Tony Sipp, L (9, 1) ERA: 1.8	1.0	S	4	1	1	1	1	0	0	0	0	0	1	7	8	9.00	1.000								

Batter	1	2	3	4	5	6	7	8	9	AB	R	H	RBI	BB	SO	LOB	BOTTOM								
23 Michael Brantley, L (1, 8) OBP: 0.238, SLG: 0.200										3	1	1	0	0	1	0	<b>Los Angeles Angels @ Cleveland Indians</b> Goodyear Ballpark, Goodyear, AZ Sat Mar 12 2011, 4:08 PM - 6:07 PM EST Att: 5,400 - Sunny - 80 F								
65 Ezequiel Carrera, L (8, 8) OBP: 0.474, SLG: 0.414										0	0	0	0	0	0	0									
13 Adriel Cabrer, S (1, 6) OBP: 0.500, SLG: 0.636										3	1	2	1	0	0	0									
76 Lonnie Chisenhall, L (7, 5) OBP: 0.538, SLG: 0.913										0	0	0	0	0	0	0									
17 Shin-Soo Choo, L (1, 10) OBP: 0.261, SLG: 0.318										3	0	1	1	0	1	1									
41 Carlos Santana, S (1, 2) OBP: 0.211, SLG: 0.222										3	0	0	0	0	0	1									
70 Juan Apodaca, R (8, 2) OBP: 0.429, SLG: 0.667										0	0	0	0	0	0	0									
28 Travis Buck, L (1, 9) OBP: 0.433, SLG: 0.571										3	0	0	0	0	0	1									
20 Orlando Cabrera, R (1, 4) OBP: 0.412, SLG: 0.625										2	0	0	0	0	1	0									
8 Adam Everett, R (7, 4) OBP: 0.500, SLG: 0.400										1	0	0	0	0	0	0									
7 Matt LaPorta, R (1, 3) OBP: 0.182, SLG: 0.344										3	0	1	0	0	0	0									
47 Shelley Duncan, R (1, 7) OBP: 0.263, SLG: 0.368										2	0	0	0	0	0	0									
30 Chad Huffman, R (8, 7) OBP: 0.591, SLG: 0.833										1	0	0	0	0	0	1									
1 Luis Valbuena, L (1, 5) OBP: 0.310, SLG: 0.542										3	0	0	0	0	1	1									
<b>Inning Stats</b>	R: 1 E: 0 K: 0 S: 4	H: 2 LOB: 0 BB: 0 P: 5	R: 0 E: 0 K: 1 S: 5	H: 0 LOB: 0 BB: 0 P: 5	R: 0 E: 0 K: 0 S: 3	H: 0 LOB: 0 BB: 0 P: 3	R: 1 E: 0 K: 0 S: 4	H: 2 LOB: 0 BB: 0 P: 4	R: 0 E: 0 K: 0 S: 3	H: 0 LOB: 0 BB: 0 P: 3	R: 0 E: 0 K: 2 S: 7	H: 0 LOB: 0 BB: 0 P: 7	R: 0 E: 0 K: 1 S: 5	H: 0 LOB: 0 BB: 0 P: 5	R: 0 E: 0 K: 0 S: 4	H: 1 LOB: 1 BB: 0 P: 4	R: 0 E: 0 K: 0 S: 4	H: 1 LOB: 0 BB: 0 P: 4	1B: 2 2B: 4 3B: 0 HR: 0	SF: 0 SAC: 0 DP: 2 HBP: 0	WP: 0 PB: 0 SB: 1 CS: 0	PA: 27			
<b>PITCHER</b>	IP	WLS	BF	H	R	ER	SO	BB	IBB	HBP	BLK	WP	HR	S	P	ERA	WHIP								
24 Dan Haren, R (1, 1) ERA: 4.5	5.0	L	17	4	2	2	1	0	0	0	0	0	0	19	20	3.60	0.800								
21 Hisanori Takahashi, L (6, 1) ERA:	2.0		6	0	0	0	3	0	0	0	0	0	0	12	12	0.00	0.000								
91 Ryan Brasier, R (8, 1) ERA: 11.25	1.0		4	1	0	0	0	0	0	0	0	0	0	4	4	0.00	1.000								











Batter	1	2	3	4	5	6	7	8	9	AB	R	H	RBI	BB	SO	LOB	TOP										
23 Rickie Weeks Jr, R OBP: 0.484, SLG: 0.500 63 Eric Farris, R OBP: 0.463, SLG: 0.654										3	1	1	0	0	1	2	<b>Milwaukee Brewers @ Cleveland Indians</b> Goodyear Ballpark, Goodyear, AZ Tue Mar 15 2011, 4:09 PM - 7:04 PM EDT Att: 3,801 - Partly Cloudy - 86 F										
30 Craig Counsell, L OBP: 0.200, SLG: 0.242 68 Edwin Maysonet, R (7, PH) OBP: 0.419, SLG: 0.280										2	0	2	1	0	0	0											
25 Mark Kotsay, L OBP: 0.406, SLG: 0.414 74 Erick Almonte, R (7, PH) OBP: 0.465, SLG: 0.756										3	0	1	0	0	0	2											
28 Prince Fielder, L OBP: 0.464, SLG: 0.609 11 Mike Rivera, R (7, PH) OBP: 0.353, SLG: 0.667										3	0	1	0	0	1	2											
14 Casey McGehee, R OBP: 0.273, SLG: 0.656 75 Zelous Wheeler, R OBP: 0.552, SLG: 0.500										3	0	0	0	0	1	2											
62 Jeremy Reed, L OBP: 0.370, SLG: 0.500										4	0	1	0	0	0	0											
24 Mat Gamel, L OBP: 0.200, SLG: 0.500 97 Sean Halton, R (7, PR) OBP: 0.667, SLG: 0.600										2	0	1	0	1	1	0											
9 Luis Alfonso Cruz, R OBP: 0.324, SLG: 0.485 90 Erik Komatsu, L OBP: 0.571, SLG: 0.667										3	1	2	0	0	0	0											
33 Wil Nieves, R OBP: 0.360, SLG: 0.348 60 Martin Maldonado, R OBP: 0.152, SLG: 0.250										1	0	0	0	0	0	0											
<b>Inning Stats</b>	R: 1 E: 0 K: 0 S: 5	H: 2 LOB: 1 BB: 0 P: 6	R: 0 E: 0 K: 1 S: 7	H: 2 LOB: 2 BB: 0 P: 7	R: 0 E: 0 K: 0 S: 3	H: 2 LOB: 1 BB: 0 P: 4	R: 0 E: 0 K: 1 S: 5	H: 0 LOB: 0 BB: 0 P: 5	R: 0 E: 0 K: 1 S: 5	H: 1 LOB: 1 BB: 0 P: 8	R: 6 E: 0 K: 0 S: 9	H: 4 LOB: 1 BB: 2 P: 21	R: 0 E: 0 K: 0 S: 3	H: 1 LOB: 0 BB: 0 P: 3	R: 0 E: 0 K: 2 S: 7	H: 0 LOB: 0 BB: 0 P: 7		1B: 7 2B: 2 3B: 1 HR: 2	SF: 1 SAC: 0 DP: 1 HBP: 0	WP: 0 PB: 0 CS: 2	PA: 38						
<b>PITCHER</b>	IP	WLS	BF	H	R	ER	SO	BB	IBB	HBP	BLK	WP	HR	S	P	ERA	WHIP										
51 Mitch Talbot, R ERA: 10.8	5.0		19	6	1	1	3	0	0	0	0	0	0	25	27	1.80	1.200										
54 Chris Perez, R ERA: 1.5	1.0	H	4	1	0	0	2	0	0	0	0	0	0	8	8	0.00	1.000										
27 Anthony Reyes, R ERA: 27.0	0.2		4	1	3	3	0	1	0	0	0	0	0	3	7	40.50	3.000										
50 Jensen Lewis, R ERA: 10.8	0.1	W	5	3	3	3	0	1	0	0	0	0	2	6	14	81.00	12.000										
39 Justin Germano, R ERA:	1.0	H	3	1	0	0	0	0	0	0	0	0	0	3	3	0.00	1.000										

Batter	1	2	3	4	5	6	7	8	9	AB	R	H	RBI	BB	SO	LOB	BOTTOM										
23 Michael Brantley, L OBP: 0.300, SLG: 0.310										5	1	3	0	0	0	0	<b>Milwaukee Brewers @ Cleveland Indians</b> Goodyear Ballpark, Goodyear, AZ Tue Mar 15 2011, 4:09 PM - 7:04 PM EDT Att: 3,801 - Partly Cloudy - 86 F										
13 Asdrubal Cabrera, S OBP: 0.455, SLG: 0.562 8 Adam Everett, R (7, PH) OBP: 0.483, SLG: 0.375										3	1	1	0	0	1	1											
17 Shin-Soo Choo, L (1, 10) OBP: 0.281, SLG: 0.276										4	1	1	1	0	1	2											
41 Carlos Santana, S OBP: 0.318, SLG: 0.524 2 Paul Phillips, R OBP: 0.405, SLG: 0.636										3	3	3	2	0	0	0											
30 Chad Huffman, R OBP: 0.536, SLG: 0.864										4	1	1	2	1	2	3											
20 Orlando Cabrera, R OBP: 0.375, SLG: 0.522 73 Cord Phelps, S (7, PH) OBP: 0.353, SLG: 0.231										3	0	0	0	0	1	1											
7 Matt LaPorta, R OBP: 0.200, SLG: 0.395										4	1	1	2	0	1	3											
1 Luis Valbuena, L OBP: 0.364, SLG: 0.571 9 Jack Hannahan, L OBP: 0.455, SLG: 0.500										3	0	2	0	0	0	0											
65 Ezequiel Carrera, L OBP: 0.419, SLG: 0.353										4	0	0	0	0	5												
<b>Inning Stats</b>	R: 2 E: 0 K: 0 S: 7	H: 2 LOB: 0 BB: 0 P: 8	R: 0 E: 0 K: 0 S: 3	H: 0 LOB: 0 BB: 0 P: 3	R: 0 E: 0 K: 1 S: 6	H: 1 LOB: 1 BB: 0 P: 6	R: 2 E: 0 K: 0 S: 8	H: 3 LOB: 1 BB: 0 P: 11	R: 0 E: 0 K: 1 S: 5	H: 0 LOB: 0 BB: 0 P: 5	R: 2 E: 0 K: 2 S: 10	H: 3 LOB: 1 BB: 0 P: 12	R: 3 E: 0 K: 2 S: 12	H: 4 LOB: 3 BB: 2 P: 20	R: 0 E: 0 K: 1 S: 6	H: 1 LOB: 2 BB: 0 P: 7		1B: 9 2B: 2 3B: 0 HR: 3	SF: 0 SAC: 1 DP: 0 HBP: 1	WP: 1 PB: 0 CS: 0	PA: 41						
<b>PITCHER</b>	IP	WLS	BF	H	R	ER	SO	BB	IBB	HBP	BLK	WP	HR	S	P	ERA	WHIP										
38 Chris Narveson, L ERA: 3.68	4.2		20	6	4	4	2	0	0	0	0	0	0	28	32	7.71	1.286										
50 Kameron Loe, R ERA: 2.45	1.1		7	3	2	2	2	0	0	0	0	1	1	11	13	13.50	2.250										
59 John Axford, R ERA: 13.5	0.0	L	5	3	3	3	0	2	0	0	0	0	0	4	12	*	*										
61 Brandon Kintzler, R ERA: 1.04	1.0		4	1	0	0	2	0	0	0	0	0	0	8	8	0.00	1.000										
48 Tim Lincecum, R ERA: 10.29	1.0		5	1	0	0	1	0	0	1	0	0	0	6	7	0.00	1.000										







Batter	1	2	3	4	5	6	7	8	9	AB	R	H	RBI	BB	SO	LOB	TOP																						
65 Ezequiel Carrera, L OBP: 0.417, SLG: 0.385 84 Donnie Webb, S (9, PH)										4	1	2	0	0	1	1																							
76 Lonnie Chisenhall, L OBP: 0.567, SLG: 0.885										3	2	2	1	1	0	1																							
41 Carlos Santana, S OBP: 0.310, SLG: 0.500										4	0	1	2	0	0	2																							
28 Travis Buck, L OBP: 0.415, SLG: 0.538 87 Jerad Head, R OBP: 0.176, SLG: 0.143										4	1	2	0	0	0	2																							
47 Shelley Duncan, R OBP: 0.357, SLG: 0.444 90 Bo Greenwell, L (7, 7)										3	0	1	1	0	1	1																							
12 Jayson Nix, R OBP: 0.240, SLG: 0.318 73 Cord Phelps, S OBP: 0.350, SLG: 0.250										3	0	1	0	0	2	1																							
35 Jordan Brown, L OBP: 0.318, SLG: 0.400										4	0	1	0	0	2																								
22 Luke Carlin, S OBP: 0.176, SLG: 0.067 70 Juan Apodaca, R OBP: 0.375, SLG: 0.571										3	0	0	0	0	1	2																							
8 Adam Everett, R OBP: 0.444, SLG: 0.333 86 Juan Diaz, L OBP: 0.111, SLG: 0.111										2	1	0	0	1	2	0																							
<b>Inning Stats</b>	R: 0 H: 1 E: 0 K: 1 S: 9	H: 1 LOB: 1 BB: 0 P: 12	R: 0 H: 2 E: 0 K: 1 S: 10	H: 2 LOB: 1 BB: 0 P: 15	R: 2 H: 2 E: 0 K: 0 S: 11	H: 2 LOB: 1 BB: 1 P: 24	R: 0 H: 0 E: 0 K: 1 S: 12	H: 0 LOB: 0 BB: 0 P: 17	R: 0 H: 1 E: 0 K: 1 S: 8	H: 2 LOB: 1 BB: 0 P: 13	R: 1 H: 2 E: 0 K: 1 S: 12	H: 2 LOB: 1 BB: 1 P: 19	R: 2 H: 2 E: 0 K: 2 S: 23	H: 2 LOB: 1 BB: 1 P: 35	R: 0 H: 1 E: 0 K: 0 S: 4	H: 0 LOB: 0 BB: 0 P: 8	R: 0 H: 0 E: 0 K: 2 S: 8	H: 0 LOB: 0 BB: 0 P: 11	1B: 8 2B: 3 3B: 0 HR: 0	SF: 0 SAC: 0 DP: 2 HBP: 0	WP: 2 PB: 0 SB: 1 CS: 1	PA: 37																	
<b>PITCHER</b>	IP	WLS	BF	H	R	ER	SO	BB	IBB	HBP	BLK	WP	HR	S	P	ERA	WHIP	<b>PITCHER</b>	IP	WLS	BF	H	R	ER	SO	BB	IBB	HBP	BLK	WP	HR	S	P	ERA	WHIP				
34 Kyle Davies, R ERA: 5.79	5.0		20	6	2	2	4	1	0	0	0	1	0	50	81	3.60	1.400																						
38 Blake Wood, R ERA: 9.0	1.0	W	5	2	1	1	1	0	0	0	0	0	0	12	19	9.00	2.000																						
76 Tim Collins, L ERA: 3.86	1.0	H	6	2	2	2	2	0	0	0	0	0	0	23	35	18.00	3.000																						
Robert Fish, L ERA: 6.75	1.0	H	3	1	0	0	0	0	0	0	0	0	0	4	8	0.00	1.000																						
56 Greg Holland, R ERA:	1.0	S	3	0	0	0	2	0	0	0	0	0	0	8	11	0.00	0.000																						
<b>Batter</b>	<b>1</b>	<b>2</b>	<b>3</b>	<b>4</b>	<b>5</b>	<b>6</b>	<b>7</b>	<b>8</b>	<b>9</b>	<b>AB</b>	<b>R</b>	<b>H</b>	<b>RBI</b>	<b>BB</b>	<b>SO</b>	<b>LOB</b>	<b>BOTTOM</b>																						
13 Mike Aviles, R OBP: 0.400, SLG: 0.590										3	0	0	1	0	1	0																							
6 Lorenzo Cain, R OBP: 0.410, SLG: 0.375 12 Mitch Maier, L (6, PH) OBP: 0.606, SLG: 0.778										3	0	0	0	0	0	1																							
16 Billy Butler, R OBP: 0.423, SLG: 0.543										4	1	2	0	0	0	0																							
53 Melky Cabrera, S OBP: 0.545, SLG: 0.789										3	2	2	0	1	1	1																							
4 Alex Gordon, L OBP: 0.528, SLG: 0.700										4	1	2	1	0	0	3																							
21 Jeff Francoeur, R OBP: 0.190, SLG: 0.211										4	0	0	1	0	0	4																							
28 Manny Pina, R OBP: 0.360, SLG: 0.378 22 Lucas May, R OBP: 0.391, SLG: 0.400										1	0	0	0	1	1	1																							
17 Chris Getz, L OBP: 0.366, SLG: 0.378 64 Lance Zawadzki, L OBP: 0.385, SLG: 0.625										3	1	2	2	0	0	1																							
2 Alcides Escobar, R OBP: 0.378, SLG: 0.529 72 Irving Falu, S OBP: 0.333, SLG: 0.300										1	0	1	0	0	0	0																							
<b>Inning Stats</b>	R: 0 H: 0 E: 0 K: 0 S: 8	H: 0 LOB: 0 BB: 0 P: 9	R: 1 H: 2 E: 0 K: 1 S: 13	H: 2 LOB: 1 BB: 0 P: 21	R: 0 H: 0 E: 0 K: 2 S: 10	H: 0 LOB: 0 BB: 0 P: 14	R: 2 H: 2 E: 0 K: 0 S: 12	H: 2 LOB: 2 BB: 2 P: 24	R: 0 H: 1 E: 1 K: 1 S: 16	H: 4 LOB: 1 BB: 0 P: 25	R: 0 H: 1 E: 0 K: 0 S: 12	H: 1 LOB: 0 BB: 0 P: 21	R: 0 H: 1 E: 0 K: 0 S: 10	H: 0 LOB: 0 BB: 0 P: 15	1B: 7 2B: 4 3B: 0 HR: 0	SF: 1 SAC: 0 DP: 0 HBP: 0	WP: 0 PB: 0 SB: 1 CS: 2	PA: 37																					
<b>PITCHER</b>	IP	WLS	BF	H	R	ER	SO	BB	IBB	HBP	BLK	WP	HR	S	P	ERA	WHIP	<b>PITCHER</b>	IP	WLS	BF	H	R	ER	SO	BB	IBB	HBP	BLK	WP	HR	S	P	ERA	WHIP				
58 Jeanmar Gómez, R ERA: 6.43	4.0		18	4	3	3	3	2	0	0	0	0	0	43	68	6.75	1.500																						
31 David Huff, L ERA: 8.25	2.1	L	13	6	3	3	1	0	0	0	0	0	0	40	61	11.57	2.571																						
62 Yohan Pino, R ERA: 5.4	0.2		2	0	0	0	0	0	0	0	0	0	0	4	8	0.00	0.000																						
52 Vinnie Pestano, R ERA: 1.59	1.0		3	1	0	0	0	0	0	0	0	0	0	10	15	0.00	1.000																						

Cleveland Indians @ Kansas City Royals  
 Surprise Stadium, Surprise, AZ  
 Fri Mar 18 2011, 4:08 PM - 6:51 PM EDT  
 Att: 4,584 - Partly Cloudy - 80 F

AB 35  
 R 5  
 H 11  
 RBI 4  
 BB 2  
 SO 9  
 LOB 12



Cleveland Indians @ Kansas City Royals  
 Surprise Stadium, Surprise, AZ  
 Fri Mar 18 2011, 4:08 PM - 6:51 PM EDT  
 Att: 4,584 - Partly Cloudy - 80 F

AB 33  
 R 6  
 H 11  
 RBI 6  
 BB 2  
 SO 4  
 LOB 14















Batter	1	2	3	4	5	6	7	8	9	AB	R	H	RBI	BB	SO	LOB	TOP				
18 Willie Bloomquist, R OBP: 0.423, SLG: 0.458 (1, 8)	L6		G3		SF8-5		BB			2	0	0	1	1	0	0	<b>Arizona Diamondbacks @ Cleveland Indians</b> Goodyear Ballpark, Goodyear, AZ Sun Mar 20 2011, 4:06 PM - 6:47 PM EDT Att: 4,058 - Overcast - 72 F <a href="http://livebaseballscorecards.com">livebaseballscorecards.com</a>				
14 Ryan Roberts, R OBP: 0.596, SLG: 0.667 (1, 5) 39 Matt Davidson, R OBP: 0.143, SLG: 0.167 (8, 5)	G3-1 2B		BB		G6-3		F8			3	0	1	0	1	0	2					
8 Gerardo Parra, L OBP: 0.375, SLG: 0.489 (1, 9) 12 Evan Frey, L OBP: 0.333, SLG: 0.200 (8, 9)	G3-1		P4				K		L4	4	0	0	0	0	1	2					
75 Russell Branyan, L (1, 10) OBP: 0.500, SLG: 0.718	BB				BB		F7		K	2	0	0	0	2	1	0					
26 Miguel Montero, L (1, 2) OBP: 0.326, SLG: 0.350 33 Konrad Schmidt, R (6, 2) OBP: 0.375, SLG: 0.714	F8		G6-4-3				F7		K	3	0	0	0	0	0	3					
29 Brandon Allen, L (1, 7) OBP: 0.354, SLG: 0.578		G4-3		L9					P6	4	1	1	0	0	0	0					
63 Paul Goldschmidt, R (1, 3) OBP: 0.455, SLG: 0.762		K					G5-3		K	4	1	1	0	0	2	1					
13 Tony Abreu, S (1, 4) OBP: 0.373, SLG: 0.542 4 Mark Hallberg, R (7, 4)		F7					FC6 1 2B 18 SF8-5			3	1	1	1	0	0	1					
23 Ed Rogers, R (1, 6) OBP: 0.400, SLG: 0.600 1 Niko Gallego, R (3, 6) OBP: 0.500, SLG: 1.000 Adam Eaton, L (9, PH) OBP: 0.333, SLG: 1.000			G6-3				18 SF8-5 1-3 3H 2B		G6-3	1	0	0	0	0	0	0					
<b>Inning Stats</b>	R: 0 E: 0 K: 0 S: 4	H: 1 LOB: 2 BB: 1 P: 8	R: 0 E: 0 K: 1 S: 5	H: 0 LOB: 0 BB: 0 P: 5	R: 0 E: 0 K: 0 S: 3	H: 0 LOB: 1 BB: 1 P: 7	R: 0 E: 0 K: 0 S: 2	H: 0 LOB: 0 BB: 1 P: 6	R: 2 E: 1 K: 0 S: 5	H: 2 LOB: 0 BB: 0 P: 5	R: 0 E: 0 K: 1 S: 5	H: 0 LOB: 0 BB: 0 P: 5	R: 1 E: 0 K: 0 S: 5	H: 2 LOB: 2 BB: 1 P: 10	R: 0 E: 0 K: 2 S: 7	H: 0 LOB: 0 BB: 0 P: 7		R: 0 E: 0 K: 2 S: 7	H: 0 LOB: 1 BB: 0 P: 8	1B: 0 2B: 6 3B: 0 HR: 0	SF: 1 SAC: 0 DP: 2 HBP: 1
<b>PITCHER</b>	IP WLS BF H R ER SO BB IBB HBP BLK WP HR S P ERA WHIP																				
51 Mitch Talbot, R (1, 1) ERA: 7.94	5.1 W 21 3 2 1 2 3 0 0 0 0 0 0 22 34 1.69 1.125																				
53 Rafael Perez, L (6, 1) ERA: 2.45	1.2 H 8 2 1 1 0 1 0 0 0 0 0 0 7 12 5.40 1.800																				
49 Tony Sipp, L (8, 1) ERA: 1.17	0.2 H 2 0 0 0 1 0 0 0 0 0 0 0 4 4 0.00 0.000																				
54 Chris Perez, R (8, 1) ERA: 1.23	1.1 S 5 0 0 0 3 0 0 1 0 0 0 0 10 11 0.00 0.000																				

Batter	1	2	3	4	5	6	7	8	9	AB	R	H	RBI	BB	SO	LOB	BOTTOM		
24 Grady Sizemore, L (1, 10) OBP: 0.395, SLG: 0.410 (6, 10)	G4-3									2	0	0	0	0	0	0	<b>Arizona Diamondbacks @ Cleveland Indians</b> Goodyear Ballpark, Goodyear, AZ Sun Mar 20 2011, 4:06 PM - 6:47 PM EDT Att: 4,058 - Overcast - 72 F <a href="http://livebaseballscorecards.com">livebaseballscorecards.com</a>		
48 Travis Hafner, L (5, PH) OBP: 0.395, SLG: 0.410 (6, 10)	F8									2	0	0	0	0	1	1			
13 Asdrubal Cabrera, S (1, 6) OBP: 0.513, SLG: 0.697 (1, PR) 1 Luis Valbuena, L (2, 6) OBP: 0.326, SLG: 0.541 (9, 6)	BB									1	0	1	0	0	0	0			
86 Juan Diaz, L (1, 9) OBP: 0.167, SLG: 0.250 (1, 9)	BB									0	0	0	0	0	0	0			
17 Shin-Soo Choo, L (1, 9) OBP: 0.386, SLG: 0.405 (1, 9)	BB									2	1	1	1	1	0	0			
30 Chad Huffman, R (1, 7) OBP: 0.500, SLG: 0.700 (1, 7) 65 Ezequiel Carrera, L (9, 7) OBP: 0.423, SLG: 0.366 (9, 7)	BB									3	1	0	0	1	1	2			
28 Travis Buck, L (1, 3) OBP: 0.457, SLG: 0.651 (1, 3) 35 Jordan Brown, L (7, 3) OBP: 0.320, SLG: 0.391 (7, 3)	BB									0	0	0	0	0	0	0			
20 Orlando Cabrera, R (1, 4) OBP: 0.387, SLG: 0.464 (1, 4) 73 Cord Phelps, S (8, 4) OBP: 0.348, SLG: 0.263 (8, 4)	BB									3	0	1	1	0	0	1			
9 Jack Hannahan, L (1, 5) OBP: 0.478, SLG: 0.474 (1, 5)	BB									1	0	1	0	0	0	1			
2 Paul Phillips, R (1, 2) OBP: 0.400, SLG: 0.600 (1, 2) 6 Lou Marson, R (7, 2) OBP: 0.250, SLG: 0.227 (7, 2)										3	0	1	0	0	1	0			
23 Michael Brantley, L (1, 8) OBP: 0.310, SLG: 0.308 (1, 8)										3	1	1	0	0	0	2			
<b>Inning Stats</b>	R: 3 E: 0 K: 0 S: 5	H: 3 LOB: 1 BB: 2 P: 13	R: 0 E: 0 K: 1 S: 5	H: 0 LOB: 0 BB: 0 P: 5	R: 1 E: 0 K: 0 S: 4	H: 1 LOB: 0 BB: 0 P: 5	R: 0 E: 0 K: 0 S: 3	H: 0 LOB: 0 BB: 0 P: 3	R: 1 E: 0 K: 0 S: 5	H: 2 LOB: 1 BB: 0 P: 6	R: 0 E: 0 K: 0 S: 4	H: 2 LOB: 2 BB: 1 P: 8	R: 0 E: 0 K: 2 S: 7	H: 0 LOB: 1 BB: 0 P: 8	R: 0 E: 0 K: 2 S: 8	H: 1 LOB: 1 BB: 0 P: 8	1B: 6 2B: 2 3B: 0 HR: 1	SF: 0 SAC: 0 DP: 2 HBP: 1	WP: 1 PA: 35 PB: 0 SB: 1 CS: 0
<b>PITCHER</b>	IP WLS BF H R ER SO BB IBB HBP BLK WP HR S P ERA WHIP																		
59 Armando Galarraga, R (1, 1) ERA: 8.44	5.0 L 22 6 5 5 1 2 0 0 0 0 0 0 22 32 9.00 1.600																		
49 Rafael Rodriguez, R (6, 1) ERA: 5.63	1.0 5 2 0 0 0 1 0 0 0 0 0 0 4 8 0.00 3.000																		
30 David Hernandez, R (7, 1) ERA: 1.13	1.0 4 0 0 0 2 0 0 1 0 0 0 0 7 8 0.00 0.000																		
49 Carlos Rosa, R (8, 1) ERA: 2.35	1.0 4 1 0 0 2 0 0 0 0 0 0 0 8 8 0.00 1.000																		



Batter	1	2	3	4	5	6	7	8	9	AB R H RBI BB SO LOB	TOP																								
											<p>Cleveland Indians @ Kansas City Royals</p> <p>Surprise Stadium, Surprise, AZ</p> <p>Mon Mar 21 2011, 4:05 PM EDT</p> <p><a href="http://livebaseballscorecards.com">livebaseballscorecards.com</a></p> <p>AB 0 R 0 H 0 RBI 0 BB 0 SO 0 LOB 0</p> 																								
Inning Stats										1B: 0 SF: 0 2B: 0 SAC: 0 3B: 0 DP: 0 HR: 0 HBP: 0	WP: 0 PA: 0 FB: 0 SB: 0 CS: 0																								
PITCHER	IP	WLS	BF	H	R	ER	SO	BB	IBB	HBP	BLK	WP	HR	S	P	ERA	WHIP	PITCHER	IP	WLS	BF	H	R	ER	SO	BB	IBB	HBP	BLK	WP	HR	S	P	ERA	WHIP

Batter	1	2	3	4	5	6	7	8	9	AB R H RBI BB SO LOB	BOTTOM																								
											<p>Cleveland Indians @ Kansas City Royals</p> <p>Surprise Stadium, Surprise, AZ</p> <p>Mon Mar 21 2011, 4:05 PM EDT</p> <p><a href="http://livebaseballscorecards.com">livebaseballscorecards.com</a></p> <p>AB 0 R 0 H 0 RBI 0 BB 0 SO 0 LOB 0</p> 																								
Inning Stats										1B: 0 SF: 0 2B: 0 SAC: 0 3B: 0 DP: 0 HR: 0 HBP: 0	WP: 0 PA: 0 FB: 0 SB: 0 CS: 0																								
PITCHER	IP	WLS	BF	H	R	ER	SO	BB	IBB	HBP	BLK	WP	HR	S	P	ERA	WHIP	PITCHER	IP	WLS	BF	H	R	ER	SO	BB	IBB	HBP	BLK	WP	HR	S	P	ERA	WHIP



Batter	1	2	3	4	5	6	7	8	9	AB	R	H	RBI	BB	SO	LOB	TOP								
24 Grady Sizemore, L (1, 8)																									
28 Travis Buck, L (4, 8) OBP: 0.469, SLG: 0.783										2	0	0	0	0	1	1									
13 Asdrúbal Cabrera, S (1, 6) OBP: 0.512, SLG: 0.757										4	1	2	1	0	0	0									
1 Luis Valbuena, L (8, PH) OBP: 0.319, SLG: 0.526										1	0	0	0	0	1	0									
17 Shin-Soo Choo, L (1, 9) OBP: 0.324, SLG: 0.390										4	1	1	0	0	0	2									
65 Ezequiel Carrera, L (8, 8) OBP: 0.423, SLG: 0.366										0	0	0	0	0	0	0									
41 Carlos Santana, S (1, 2) OBP: 0.316, SLG: 0.472										4	0	2	1	0	0	1									
26 Austin Kearns, R (1, 7) OBP: 0.385, SLG: 0.485										2	1	1	2	1	1	0									
30 Chad Huffman, R (8, PH) OBP: 0.488, SLG: 0.677										1	0	0	0	0	0	0									
20 Orlando Cabrera, R (1, 4) OBP: 0.343, SLG: 0.406										4	0	0	0	0	0	2									
7 Matt LaPorta, R (1, 3) OBP: 0.324, SLG: 0.435										2	1	0	0	1	1	1									
35 Jordan Brown, L (8, PH) OBP: 0.308, SLG: 0.375										1	0	0	0	0	0	0									
12 Jayson Nix, R (1, 5) OBP: 0.258, SLG: 0.296										3	0	1	0	0	0	2									
40 Jess Todd, R (7, 1)										0	0	0	0	0	0	0									
56 Frank Herrmann, L (8, 1)										0	0	0	0	0	0	0									
47 Shelley Duncan, R (8, PH) OBP: 0.324, SLG: 0.485										1	0	0	0	0	0	0									
52 Vinnie Pestano, R (9, 1)										0	0	0	0	0	0	0									
55 Roberto Hernandez, R (1, 1)										2	0	0	0	0	2	2									
9 Jack Hannahan, L (7, PH) OBP: 0.458, SLG: 0.450										2	0	0	0	0	1	0									
<b>Inning Stats</b>	R: 0 E: 0 K: 0 S: 3	H: 0 LOB: 0 BB: 0 P: 3	R: 0 E: 0 K: 1 S: 5	H: 0 LOB: 0 BB: 0 P: 5	R: 0 E: 0 K: 3 S: 10	H: 1 LOB: 1 BB: 0 P: 10	R: 1 E: 0 K: 0 S: 4	H: 2 LOB: 1 BB: 1 P: 9	R: 2 E: 0 K: 1 S: 7	H: 1 LOB: 0 BB: 1 P: 11	R: 2 E: 2 K: 0 S: 7	H: 2 LOB: 1 BB: 0 P: 9	R: 1 E: 1 K: 1 S: 7	H: 2 LOB: 2 BB: 0 P: 7	R: 0 E: 0 K: 0 S: 3	H: 0 LOB: 0 BB: 0 P: 3	R: 1 E: 0 K: 1 S: 7	H: 1 LOB: 0 BB: 0 P: 7	1B: 4 2B: 1 3B: 0 HR: 4	SF: 0 SAC: 0 DP: 1 HBP: 0	WP: 0 PB: 0 SB: 0 CS: 0	PA: 38			
<b>PITCHER</b>	IP	WLS	BF	H	R	ER	SO	BB	IBB	HBP	BLK	WP	HR	S	P	ERA	WHIP								
44 Aaron Heilman, R (1, 1) ERA: 5.24	5.1	L	22	5	4	4	5	2	0	0	0	0	2	31	40	6.75	1.312								
49 Carlos Rosa, R (6, 1) ERA: 3.24	0.2		4	1	1	1	0	0	0	0	0	0	1	5	7	13.50	1.500								
39 Jordan Norberto, L (7, 1) ERA: 1.17	1.0		5	2	1	0	1	0	0	0	0	0	0	7	7	0.00	2.000								
45 Kam Mickolio, R (8, 1) ERA: 5.4	1.0		3	0	0	0	0	0	0	0	0	0	0	3	3	0.00	2.000								
30 David Hernandez, R (9, 1) ERA: 2.0	1.0		4	1	1	1	1	0	0	0	0	0	1	7	7	9.00	1.000								

Cleveland Indians @ Arizona Diamondbacks  
Salt River Fields at Talking Stick, Scottsdale, AZ  
Tue Mar 22 2011, 4:11 PM - 6:46 PM EDT  
Att: 11,794 - Sunny - 61 F

AB 36  
R 7  
H 9  
RBI 7  
BB 2  
SO 7  
LOB 11

**C**

Batter	1	2	3	4	5	6	7	8	9	AB	R	H	RBI	BB	SO	LOB	BOTTOM								
24 Chris Young, R (1, 8) OBP: 0.311, SLG: 0.589																									
18 Willie Bloomquist, R (7, 4) OBP: 0.421, SLG: 0.453										3	1	1	0	0	0	1									
2 Kelly Johnson, L (1, 4) OBP: 0.304, SLG: 0.396										3	1	1	1	0	0	1									
12 Evan Frey, L (7, 8) OBP: 0.286, SLG: 0.167										1	0	0	0	0	0	0									
10 Justin Upton, R (1, 9) OBP: 0.304, SLG: 0.590										3	0	0	0	0	1	1									
46 Juan Miranda, L (7, 3) OBP: 0.453, SLG: 0.605										1	0	1	0	0	0	0									
75 Russell Bryanan, L (1, 3) OBP: 0.510, SLG: 0.738										3	1	2	1	0	0	0									
46 David Winfree, R (7, 9) OBP: 0.462, SLG: 0.583										1	0	0	0	0	0	1									
8 Gerardo Parra, L (1, 7) OBP: 0.392, SLG: 0.521										3	0	2	0	0	0	0									
29 Brandon Allen, L (8, 7) OBP: 0.347, SLG: 0.565										1	0	0	0	0	1	0									
14 Ryan Roberts, R (1, 5) OBP: 0.607, SLG: 0.659										2	0	1	1	0	0	2									
46 Ryan Wheeler, L (7, 5) OBP: 0.750, SLG: 1.667										1	0	0	0	0	0	0									
13 Tony Abreu, S (1, 6) OBP: 0.382, SLG: 0.538										3	0	2	0	0	0	1									
Raul Navarro, R (8, 6)										1	0	0	0	0	0	0									
12 Henry Blanco, R (1, 2) OBP: 0.273, SLG: 0.406										2	0	0	0	1	0	2									
36 P.J. Pillittere, R (7, 2)										1	0	0	0	0	1	0									
44 Aaron Heilman, R (1, 1) ERA: 4.5										2	0	0	0	0	2	3									
49 Carlos Rosa, R (6, 1) ERA: 1.35										0	0	0	0	0	0	0									
22 Xavier Nady, R (8, PH) ERA: 2.08										1	0	0	0	0	0	1									
39 Jordan Norberto, L (7, 1)										0	0	0	0	0	0	0									
45 Kam Mickolio, R (8, 1) ERA: 2.08										0	0	0	0	0	0	0									
30 David Hernandez, R (9, 1) ERA: 1.35										1	0	0	0	0	0	0									
4 Ollie Linton, L (8, PH)										0	0	0	0	0	0	0									
<b>Inning Stats</b>	R: 1 E: 0 K: 1 S: 8	H: 3 LOB: 2 BB: 0 P: 8	R: 0 E: 0 K: 1 S: 6	H: 1 LOB: 0 BB: 0 P: 6	R: 0 E: 0 K: 0 S: 3	H: 0 LOB: 0 BB: 0 P: 3	R: 0 E: 0 K: 1 S: 5	H: 0 LOB: 2 BB: 1 P: 10	R: 2 E: 0 K: 0 S: 7	H: 4 LOB: 0 BB: 0 P: 8	R: 0 E: 0 K: 1 S: 5	H: 1 LOB: 1 BB: 0 P: 5	R: 0 E: 0 K: 0 S: 4	H: 1 LOB: 1 BB: 0 P: 4	R: 0 E: 0 K: 1 S: 5	H: 0 LOB: 0 BB: 0 P: 5	R: 0 E: 0 K: 2 S: 7	H: 0 LOB: 0 BB: 0 P: 7	1B: 7 2B: 2 3B: 0 HR: 1	SF: 0 SAC: 0 DP: 0 HBP: 1	WP: 0 PB: 0 SB: 0 CS: 1	PA: 37			
<b>PITCHER</b>	IP	WLS	BF	H	R	ER	SO	BB	IBB	HBP	BLK	WP	HR	S	P	ERA	WHIP								
55 Roberto Hernandez, R (1, 1) ERA: 4.5	6.0	W	27	9	3	3	4	0	1	1	0	0	1	34	40	4.50	1.500								
40 Jess Todd, R (7, 1) ERA: 1.35	1.0	H	4	1	0	0	0	0	0	0	0	0	0	4	4	0.00	1.000								
56 Frank Herrmann, R (8, 1) ERA: 2.08	1.0	H	3	0	0	0	1	0	0	0	0	0	0	5	5	0.00	0.000								
52 Vinnie Pestano, R (9, 1) ERA: 1.35	1.0		3	0	0	0	2	0	0	0	0	0	0	7	7	0.00	0.000								

Cleveland Indians @ Arizona Diamondbacks  
Salt River Fields at Talking Stick, Scottsdale, AZ  
Tue Mar 22 2011, 4:11 PM - 6:46 PM EDT  
Att: 11,794 - Sunny - 61 F

AB 35  
R 3  
H 10  
RBI 3  
BB 1  
SO 7  
LOB 13

**A**



Batter	1	2	3	4	5	6	7	8	9	AB	R	H	RBI	BB	SO	LOB	TOP				
17 Chris Getz, L (1.4)	F9		F8		F8	G3	G6-3			5	0	1	0	0	0	2	<b>Kansas City Royals @ Cleveland Indians</b> Goodyear Ballpark, Goodyear, AZ Wed Mar 23 2011, 4:08 PM - 7:27 PM EDT Att: 2,762 - Sunny - 67 F				
12 Mitch Maier, L (1.8)	G6-4-3		G6-4-3		G6-4-3	G3				3	1	3	0	2	0						
16 Billy Butler, R (1.10)	G6-4-3		F8		F8	G3	G1-3			4	1	1	1	1	0	4					
30 Kila Ka'aihue, L (1.3)		HR	G4-3		G4-3	G3	G3			5	2	3	2	0	0	3					
4 Alex Gordon, L (1.7)	G3				F7					5	1	1	1	0	1	3					
24 Wilson Betemit, S (1.5)	G5-3				K					5	0	0	0	0	3	1					
21 Jeff Francoeur, R (1.9)										3	1	2	1	2	0	0					
3 Brayan Peña, S (1.2)	F7									5	0	1	1	0	2	3					
2 Alcides Escobar, R (1.6)			G5-3							3	1	1	1	1	1	1					
<b>Inning Stats</b>	R: 0 E: 0 K: 0 S: 3	H: 1 LOB: 0 BB: 0 P: 3	R: 1 E: 0 K: 0 S: 6	H: 1 LOB: 1 BB: 1 P: 12	R: 0 E: 0 K: 0 S: 4	H: 1 LOB: 2 BB: 1 P: 8	R: 0 E: 0 K: 2 S: 8	H: 1 LOB: 1 BB: 0 P: 8	R: 6 E: 0 K: 1 S: 15	H: 7 LOB: 1 BB: 0 P: 15	R: 0 E: 0 K: 1 S: 5	H: 1 LOB: 2 BB: 2 P: 13	R: 0 E: 0 K: 0 S: 4	H: 1 LOB: 1 BB: 0 P: 5	R: 0 E: 0 K: 2 S: 7	H: 0 LOB: 0 BB: 0 P: 7	1B: 6 2B: 4 3B: 1 HR: 2	SF: 0 SAC: 0 DP: 1 HBP: 0	WP: 0 PB: 1 SB: 2 CS: 0	PA: 44	
<b>PITCHER</b>	IP	WLS	BF	H	R	ER	SO	BB	IBB	HBP	BLK	WP	HR	S	P	ERA	WHIP				
59 Carlos Carrasco, R (1.1)	4.1		23	9	6	6	2	2	0	0	0	0	2	28	38	12.46	2.538				
37 Chad Durbin, R (5.1)	0.2		4	2	1	1	2	0	0	0	0	0	0	8	8	13.50	3.000				
45 Doug Mathis, R (6.1)	2.0		10	1	0	0	1	4	0	0	0	0	0	9	25	0.00	2.500				
53 Rafael Perez, L (8.1)	1.0		4	1	0	0	0	0	0	0	0	0	0	4	5	0.00	1.000				
49 Tony Sipp, L (9.1)	1.0	W	3	0	0	0	2	0	0	0	0	0	0	7	7	0.00	0.000				

Batter	1	2	3	4	5	6	7	8	9	AB	R	H	RBI	BB	SO	LOB	BOTTOM					
23 Michael Brantley, L (1.8)	G4-3					G4-3				4	1	2	0	0	0	2	<b>Kansas City Royals @ Cleveland Indians</b> Goodyear Ballpark, Goodyear, AZ Wed Mar 23 2011, 4:08 PM - 7:27 PM EDT Att: 2,762 - Sunny - 67 F					
65 Ezequiel Carrera, L (8.8)	G4-3									1	0	1	1	0	0	0						
13 Adrián Cabrera, S (1.6)	G3									3	0	0	0	0	0	3						
8 Adam Everett, R (6.5)	G5-3									2	0	0	0	0	0	2						
17 Shin-Soo Choo, L (1.9)	G4-3									4	2	3	2	1	1	0						
41 Carlos Santana, S (1.3)	G4-3									3	1	2	0	1	0	1						
35 Jordan Brown, L (8.3)	G4-3									1	0	0	0	0	0	2						
48 Travis Hafner, L (1.10)	G4-3									4	0	1	2	1	0	2						
9 Jack Hannahan, L (9. PR)	G4-3									0	1	0	0	0	0	0						
20 Orlando Cabrera, R (1.4)	SF8									2	0	0	1	0	1	1						
73 Cord Phelps, S (7.4)	G6-3									2	0	1	1	0	0	0						
47 Shelley Duncan, R (1.7)	G6-3									3	0	0	0	0	1	3						
30 Chad Huffman, R (7.7)	G6-3									0	1	0	0	1	0	0						
1 Luis Valbuena, L (1.5)										4	1	2	0	0	1	0						
6 Lou Marson, R (1.2)										3	0	0	0	0	2	1						
2 Paul Phillips, R (7.2)										1	1	1	1	0	0	0						
<b>Inning Stats</b>	R: 2 E: 0 K: 0 S: 5	H: 2 LOB: 2 BB: 2 P: 14	R: 0 E: 1 K: 0 S: 4	H: 0 LOB: 1 BB: 0 P: 4	R: 1 E: 0 K: 1 S: 7	H: 2 LOB: 1 BB: 0 P: 7	R: 0 E: 0 K: 2 S: 8	H: 1 LOB: 1 BB: 0 P: 8	R: 1 E: 0 K: 1 S: 6	H: 1 LOB: 0 BB: 0 P: 6	R: 0 E: 0 K: 2 S: 8	H: 1 LOB: 1 BB: 0 P: 8	R: 0 E: 0 K: 0 S: 3	H: 0 LOB: 1 BB: 1 P: 7	R: 3 E: 0 K: 0 S: 7	H: 4 LOB: 2 BB: 1 P: 11	R: 1 E: 0 K: 0 S: 2	H: 2 LOB: 2 BB: 0 P: 2	1B: 8 2B: 2 3B: 3 HR: 0	SF: 1 SAC: 0 DP: 0 HBP: 0	WP: 1 PB: 0 SB: 1 CS: 0	PA: 42
<b>PITCHER</b>	IP	WLS	BF	H	R	ER	SO	BB	IBB	HBP	BLK	WP	HR	S	P	ERA	WHIP					
47 Nate Adcock, R (1.1)	2.0		13	4	3	3	0	2	0	0	0	0	0	8	8	0.00	0.000					
76 Tim Collins, L (3.1)	1.1		4	0	0	0	2	0	0	0	0	0	0	8	8	0.00	0.000					
77 Luis Coleman, R (4.1)	0.2		3	1	0	0	1	0	0	0	0	0	0	5	5	0.00	1.500					
43 Aaron Crow, R (5.1)	2.1	H	10	2	1	1	3	1	0	0	0	0	0	15	19	3.86	1.286					
37 Sean O'Sullivan, R (7.1)	1.2	L	12	6	4	4	0	1	0	0	0	0	0	11	15	21.60	4.200					



Batter	1	2	3	4	5	6	7	8	9	AB	R	H	RBI	BB	SO	LOB	TOP					
41 Carlos Santana, S (1, 10) OBP: 0.348, SLG: 0.500 73 Cord Phelps, S (8, PH) OBP: 0.346, SLG: 0.364 (8, 10)	G5-3		E5 30 2B 26 G5-3		G5-3		FC6-4 12 1B 30 HR	FC6-4		3	2	0	1	1	0	1	<b>Cleveland Indians @ San Francisco Giants</b> Scottsdale Stadium, Scottsdale, AZ Thu Mar 24 2011, 10:07 PM - 12:36 AM EDT Att: 10,292 - Clear - 66 F <a href="http://livebaseballscorecards.com">livebaseballscorecards.com</a>					
12 Jayson Nix, R (1, 4) OBP: 0.286, SLG: 0.300 86 Juan Diaz, L (8, 6)	G6-3		F8				FC6-4 30 HR	G1-3		3	1	1	0	1	0	2						
30 Chad Huffman, R (1, 9) OBP: 0.489, SLG: 0.750	K		G5-3 26 1-3 2-H 2B		F9		HR	L3		5	1	2	4	0	1	1						
26 Austin Kearns, R (1, 7) OBP: 0.349, SLG: 0.432 47 Shelley Duncan, R (7, 7) OBP: 0.289, SLG: 0.432		K	G5-3 2-3 3-H 2B		K		G5-3	K		4	0	0	1	0	2	2						
28 Travis Buck, L (1, 8) OBP: 0.453, SLG: 0.760 65 Ezequiel Carrera, L (7, 8) OBP: 0.434, SLG: 0.351		G4-3 2B	G4-3			G6-3	G4-3			4	0	1	0	0	0	1						
7 Matt LaPorta, R (1, 3) OBP: 0.241, SLG: 0.408 35 Jordan Brown, L (7, PH) OBP: 0.286, SLG: 0.346 (7, 3)		F7			P6		G4-3			3	0	0	0	0	1	1						
22 Luke Carlin, S (1, 2) OBP: 0.238, SLG: 0.316	G5-3					K	G4-3			1	0	0	0	0	0	0						
9 Jack Hannahan, L (1, 5) OBP: 0.481, SLG: 0.500			G5-3 8 1B 41 E 2B		K			G5-3		4	1	2	1	0	0	1						
8 Adam Everett, R (1, 6) OBP: 0.419, SLG: 0.324 (8, 4)			G5-3 30 2B 41 E 1B		FC6-4		P6	F8		4	1	3	0	0	1	1						
										4	1	1	0	0	0	3						
<b>Inning Stats</b>	R: 0 E: 0 K: 1 S: 5	H: 0 LOB: 0 BB: 0 P: 5	R: 0 E: 0 K: 1 S: 6	H: 1 LOB: 1 BB: 0 P: 6	R: 3 E: 1 K: 0 S: 7	H: 3 LOB: 1 BB: 0 P: 7	R: 0 E: 0 K: 1 S: 6	H: 1 LOB: 1 BB: 0 P: 6	R: 0 E: 0 K: 1 S: 5	H: 0 LOB: 1 BB: 0 P: 9	R: 1 E: 0 K: 1 S: 8	H: 2 LOB: 1 BB: 0 P: 9	R: 3 E: 0 K: 0 S: 5	H: 2 LOB: 0 BB: 1 P: 10	R: 0 E: 0 K: 0 S: 4	H: 1 LOB: 1 BB: 0 P: 4	R: 0 E: 0 K: 1 S: 5	H: 0 LOB: 0 BB: 0 P: 5	1B: 5 2B: 3 3B: 0 HR: 2	SF: 0 SAC: 0 DP: 0 HBP: 0	WP: 0 PB: 0 CS: 0	PA: 40
<b>PITCHER</b>	IP WLS BF H R ER SO BB IBB HBP BLK WP HR S P ERA WHIP																					
75 Barry Zito, L (1, 1) ERA: 2.49	6.0 L 27 7 4 2 5 1 0 0 0 0 0 1 37 42 3.00 1.333																					
52 Ramon E Ramirez, R (7, 1) ERA: 7.71	0.1 4 2 3 3 0 1 0 0 0 0 0 1 3 8 81.00 9.000																					
41 Jeremy Affeldt, L (7, 1) ERA: 0.96	1.0 4 1 0 0 0 0 0 0 0 0 0 0 4 4 0.00 1.000																					
59 Guillermo Mota, R (8, 1) ERA: 3.86	0.2 2 0 0 0 0 0 0 0 0 0 0 0 2 2 0.00 0.000																					
45 Dan Runzler, L (9, 1) ERA: 2.57	1.0 3 0 0 0 1 0 0 0 0 0 0 0 5 5 0.00 0.000																					

Batter	1	2	3	4	5	6	7	8	9	AB	R	H	RBI	BB	SO	LOB	BOTTOM			
56 Andres Torres, S (1, 8) OBP: 0.321, SLG: 0.490 45 Dan Runzler, L (9, 1)	K		F7		P6			K		4	0	0	0	0	2	3	<b>Cleveland Indians @ San Francisco Giants</b> Scottsdale Stadium, Scottsdale, AZ Thu Mar 24 2011, 10:07 PM - 12:36 AM EDT Att: 10,292 - Clear - 66 F <a href="http://livebaseballscorecards.com">livebaseballscorecards.com</a>			
21 Freddy Sanchez, R (1, 4) OBP: 0.269, SLG: 0.408 98 Chris Dominguez, R (8, 5)	F9				F8		G1-3	K		3	0	0	0	0	0	0				
17 Aubrey Huff, L (1, 3) OBP: 0.265, SLG: 0.355 52 Ramon E Ramirez, R (7, 1) 41 Jeremy Affeldt, L (7, 1) 59 Guillermo Mota, R (8, 1) 83 Justin Christian, R (9, 8)	G3-1				G6-3		F7	F9		3	0	0	0	0	0	0				
28 Buster Posey, R (1, 2) OBP: 0.520, SLG: 0.732 83 Chris Stewart, R (9, 2) OBP: 0.407, SLG: 0.542		G5-3 10 BB			G2-3 1B		K	K		2	0	1	0	1	1	0				
5 Pat Burrell, R (1, 7) OBP: 0.327, SLG: 0.422 81 Ben Copeland, L (8, 7)	F8				G2-3		K	K		3	0	0	0	0	1	2				
10 Miguel Tejada, R (1, 6) OBP: 0.264, SLG: 0.320 53 Brandon Crawford, L (8, 6) OBP: 0.389, SLG: 0.154	G5-3				F9		HR	FC5-4		3	1	1	1	0	0	1				
7 Mark DeRosa, R (1, 5) OBP: 0.317, SLG: 0.385 84 Charlie Culberson, R (8, 4) OBP: 0.188, SLG: 0.143	F7				G5-3		K	K		3	0	0	0	0	1	1				
12 Nate Schierholtz, L (1, 9) OBP: 0.286, SLG: 0.389			G4-3				F8	G6-3		4	0	1	0	0	0	2				
75 Barry Zito, L (1, 1) OBP: 0.250, SLG: 0.250 9 Brandon Belt, L (7, 3) OBP: 0.328, SLG: 0.481			K				F8			2	0	1	0	0	1	0				
										1	0	1	0	0	0	0				
<b>Inning Stats</b>	R: 0 E: 0 K: 1 S: 5	H: 0 LOB: 0 BB: 0 P: 5	R: 0 E: 0 K: 0 S: 3	H: 0 LOB: 1 BB: 1 P: 7	R: 0 E: 0 K: 1 S: 5	H: 0 LOB: 0 BB: 0 P: 5	R: 0 E: 0 K: 0 S: 4	H: 1 LOB: 1 BB: 0 P: 4	R: 0 E: 0 K: 1 S: 5	H: 2 LOB: 2 BB: 0 P: 5	R: 1 E: 0 K: 2 S: 10	H: 1 LOB: 0 BB: 0 P: 12	R: 0 E: 0 K: 2 S: 8	H: 1 LOB: 1 BB: 0 P: 8	R: 0 E: 0 K: 1 S: 6	H: 1 LOB: 2 BB: 1 P: 10	1B: 5 2B: 0 3B: 0 HR: 1	SF: 0 SAC: 0 DP: 0 HBP: 0	WP: 0 PB: 0 CS: 0	PA: 35
<b>PITCHER</b>	IP WLS BF H R ER SO BB IBB HBP BLK WP HR S P ERA WHIP																			
31 David Huff, L (1, 1) ERA: 5.82	5.0 W 19 3 0 0 2 1 0 0 0 0 0 1 29 35 2.25 1.000																			
56 Jeanmar Gomez, R (6, 1) ERA: 5.5	4.0 S 16 3 1 1 6 1 0 0 0 0 0 1 29 35 2.25 1.000																			







Batter	1	2	3	4	5	6	7	8	9	AB	R	H	RBI	BB	SO	LOB	TOP					
14 Mike Fontenot, L OBP: 0.327, SLG: 0.458 86 Brock Bond, S (8, FR) (8, 4)	F7		K			FC5-4		G3		5	2	2	0	0	1	3						
12 Nate Schierholz, L OBP: 0.311, SLG: 0.397	BB		K					G3		4	0	2	1	1	1	2						
9 Brandon Belt, L OBP: 0.358, SLG: 0.532	FC3		HR					G3		4	1	2	3	1	0	2						
33 Aaron Rowand, R OBP: 0.250, SLG: 0.255 90 Jarrett Parker, L (8, 8)	1B		F8					K		4	0	1	1	0	2	3						
35 Travis Ishikawa, L OBP: 0.294, SLG: 0.244	G4-6-3									4	0	0	0	0	1	5						
29 Ryan Rohlinger, R OBP: 0.290, SLG: 0.367		G5-3								5	0	0	0	0	1	5						
53 Brandon Crawford, L OBP: 0.391, SLG: 0.222	F8									5	1	2	0	0	0	0						
22 Eli Whiteside, R OBP: 0.355, SLG: 0.464	K									5	2	2	1	0	1	1						
Roger Kieschnick, L OBP: 0.600, SLG: 1.250			HR							3	2	2	2	1	0	0						
<b>Inning Stats</b>	R: 0 E: 1 K: 0 S: 4	H: 1 LOB: 2 BB: 1 P: 8	R: 0 E: 0 K: 1 S: 5	H: 0 LOB: 0 BB: 0 P: 5	R: 2 E: 0 K: 2 S: 11	H: 2 LOB: 0 BB: 0 P: 15	R: 0 E: 0 K: 1 S: 5	H: 0 LOB: 0 BB: 0 P: 5	R: 3 E: 0 K: 1 S: 12	H: 5 LOB: 2 BB: 0 P: 12	R: 3 E: 0 K: 0 S: 7	H: 3 LOB: 3 BB: 2 P: 16	R: 0 E: 0 K: 0 S: 3	H: 0 LOB: 0 BB: 0 P: 3	R: 0 E: 0 K: 1 S: 6	H: 1 LOB: 1 BB: 0 P: 6	R: 0 E: 0 K: 1 S: 6	H: 1 LOB: 1 BB: 0 P: 6	1B: 7 2B: 3 3B: 1 HR: 2	SF: 1 SAC: 0 DP: 1 HBP: 1	WP: 2 PB: 0 SB: 1 CS: 0	PA: 44
<b>PITCHER</b>	IP	WLS	BF	H	R	ER	SO	BB	IBB	HBP	BLK	WP	HR	S	P	ERA	WHIP					
43 Josh Tomlin, R ERA: 4.15	5.0	L	24	8	5	5	5	1	0	0	0	2	2	37	45	9.00	1.800					
37 Chad Durbin, L ERA: 13.5	0.1		6	3	3	3	0	2	0	0	0	0	0	5	13	81.00	15.000					
53 Rafael Perez, L ERA: 1.42	0.2		3	0	0	0	0	0	0	1	0	0	0	2	3	0.00	0.000					
39 Justin Germano, R ERA: 1.17	1.0		3	0	0	0	0	0	0	0	0	0	0	3	3	0.00	0.000					
40 Jess Todd, R ERA: 1.17	1.0		4	1	0	0	1	0	0	0	0	0	0	6	6	0.00	1.000					
<b>PITCHER</b>	IP	WLS	BF	H	R	ER	SO	BB	IBB	HBP	BLK	WP	HR	S	P	ERA	WHIP					
56 Frank Herrmann, R ERA: 1.86	1.0		4	1	0	0	1	0	0	0	0	0	0	6	6	0.00	1.000					

San Francisco Giants @ Cleveland Indians  
Goodyear Ballpark, Goodyear, AZ  
Sat Mar 26 2011, 10:06 PM - 1:02 AM EDT  
Att: 5,891 - Clear - 72 F

AB	39
R	8
H	13
RBI	8
BB	3
SO	7
LOB	21



Batter	1	2	3	4	5	6	7	8	9	AB	R	H	RBI	BB	SO	LOB	BOTTOM					
24 Grady Sizemore, L OBP: 0.143, SLG: 0.286 30 Chad Huffman, R OBP: 0.453, SLG: 0.683 (5, FR) (6, 9)	L7		G3					G5-3		3	0	1	0	0	0	0						
13 Adrián Beltrán, S OBP: 0.463, SLG: 0.667 86 Juan Díaz, L OBP: 0.143, SLG: 0.214	1B		G4-3					G3-1		4	1	1	0	0	0	1						
17 Shin-Soo Choo, L OBP: 0.400, SLG: 0.471 47 Shelley Duncan, R OBP: 0.318, SLG: 0.429	HR		K					G6-3		2	1	1	2	1	1	0						
41 Carlos Santana, S OBP: 0.347, SLG: 0.556 1 Luis Valbuena, L OBP: 0.333, SLG: 0.521	G3-1							F8		3	1	1	1	0	0	2						
48 Travis Hafner, L OBP: 0.411, SLG: 0.438	K							1B		2	1	1	0	0	0	1						
20 Orlando Cabrera, R OBP: 0.311, SLG: 0.390 83 Matt Lawson, R (8, 4)										3	0	0	0	0	1	3						
28 Travis Buck, L OBP: 0.456, SLG: 0.731 (6, 8)										2	0	0	0	1	1	0						
2 Paul Phillips, R OBP: 0.433, SLG: 0.586 22 Luke Carlin, S OBP: 0.227, SLG: 0.300										2	0	1	0	1	0	0						
9 Jack Hannahan, L OBP: 0.464, SLG: 0.479 (8, 3)										1	0	0	0	0	2							
<b>Inning Stats</b>	R: 2 E: 0 K: 1 S: 8	H: 2 LOB: 0 BB: 0 P: 9	R: 0 E: 0 K: 3 S: 9	H: 0 LOB: 1 BB: 1 P: 13	R: 0 E: 0 K: 1 S: 5	H: 0 LOB: 0 BB: 0 P: 5	R: 1 E: 0 K: 0 S: 5	H: 2 LOB: 2 BB: 0 P: 7	R: 0 E: 0 K: 0 S: 4	H: 1 LOB: 3 BB: 2 P: 12	R: 0 E: 0 K: 0 S: 3	H: 0 LOB: 0 BB: 0 P: 3	R: 0 E: 0 K: 0 S: 3	H: 0 LOB: 0 BB: 0 P: 3	R: 1 E: 0 K: 0 S: 3	H: 1 LOB: 1 BB: 2 P: 11	R: 1 E: 0 K: 1 S: 7	H: 2 LOB: 1 BB: 0 P: 7	1B: 5 2B: 1 3B: 0 HR: 2	SF: 0 SAC: 0 DP: 1 HBP: 1	WP: 1 PB: 0 SB: 0 CS: 0	PA: 40
<b>PITCHER</b>	IP	WLS	BF	H	R	ER	SO	BB	IBB	HBP	BLK	WP	HR	S	P	ERA	WHIP					
32 Ryan Vogelsong, R ERA: 3.54	4.2	W	23	5	3	3	5	3	0	1	0	0	0	1	0	4.50	1.250					
92 Ronnie Ray, R ERA: 5.5	0.1	H	1	0	0	0	0	0	0	0	0	0	0	1	1	0.00	0.000					
37 Jeff Suppan, R ERA: 5.5	4.0	S	16	3	2	2	1	2	0	0	0	1	0	16	24	4.50	1.250					
<b>PITCHER</b>	IP	WLS	BF	H	R	ER	SO	BB	IBB	HBP	BLK	WP	HR	S	P	ERA	WHIP					

San Francisco Giants @ Cleveland Indians  
Goodyear Ballpark, Goodyear, AZ  
Sat Mar 26 2011, 10:06 PM - 1:02 AM EDT  
Att: 5,891 - Clear - 72 F

AB	34
R	5
H	8
RBI	4
BB	5
SO	6
LOB	16









Batter	1	2	3	4	5	6	7	8	9	AB	R	H	RBI	BB	SO	LOB	TOP										
1 Kosuke Fukudome, L (1, 9) OBP: 0.338, SLG: 0.196 62 Marcos Mateo, R (8, 1)	G4-3		F7			K		G4-3		4	0	0	0	0	1	0	<b>Chicago Cubs @ Cleveland Indians</b> Goodyear Ballpark, Goodyear, AZ Mon Mar 28 2011, 4:07 PM - 6:34 PM EDT Att: 4,456 - Sunny - 73 F										
13 Starlin Castro, R (1, 6) OBP: 0.373, SLG: 0.609	L4					G6-3		F9		4	0	1	0	0	0	0											
24 Marion Byrd, R (1, 8) OBP: 0.477, SLG: 0.586 43 John Grabow, L (7, 1) 21 Tyler Colvin, L (8, 9) OBP: 0.338, SLG: 0.484	G5-3					K		F9		3	0	0	0	0	1	1											
16 Aramis Ramirez, R (1, 5) OBP: 0.404, SLG: 0.431		P3				K		HBP		3	1	2	0	1	0	0											
22 Carlos Pena, L (1, 3) OBP: 0.333, SLG: 0.421 63 James Adduci, L (9, PR) OBP: 0.333, SLG: 0.250						K		BB		4	1	2	2	0	0	3											
12 Alfonso Soriano, R (1, 7) OBP: 0.242, SLG: 0.426						G4-6-3		2B		0	0	0	0	0	0	0											
15 Darwin Barney, R (1, 4) OBP: 0.400, SLG: 0.440						G4-3		K		4	0	1	0	0	1	1											
55 Koyie Hill, S (1, 2) OBP: 0.139, SLG: 0.063						G6-3		K		3	0	0	0	0	1	1											
38 Carlos Zambrano, S (1, 1) OBP: 0.167, SLG: 0.333 93 Michael Burgess, L (6, PH) 60 Chris Carpenter, R (6, 1) 5 Reed Johnson, R (7, 8) OBP: 0.275, SLG: 0.362						G6-3		BB		3	0	0	0	0	2	0											
						G3		K		1	0	0	0	0	1	0											
						K		G5-3		1	0	0	0	0	1	0											
						K		K		0	0	0	0	0	0	0											
						K		K		2	0	0	0	0	1	3											
<b>Inning Stats</b>	R: 0 E: 0 K: 0 S: 3	H: 0 LOB: 0 BB: 0 P: 4	R: 1 E: 0 K: 0 S: 4	H: 1 LOB: 0 BB: 0 P: 4	R: 0 E: 0 K: 1 S: 5	H: 0 LOB: 0 BB: 0 P: 5	R: 0 E: 0 K: 1 S: 6	H: 2 LOB: 1 BB: 0 P: 6	R: 0 E: 0 K: 1 S: 5	H: 0 LOB: 0 BB: 0 P: 5	R: 0 E: 0 K: 2 S: 7	H: 0 LOB: 0 BB: 0 P: 7	R: 0 E: 0 K: 0 S: 5	H: 2 LOB: 2 BB: 0 P: 5	R: 0 E: 0 K: 1 S: 5	H: 0 LOB: 0 BB: 0 P: 5	R: 2 E: 0 K: 2 S: 8	H: 1 LOB: 3 BB: 2 P: 19	1B: 4 2B: 1 3B: 0 HR: 1	SF: 0 SAC: 0 DP: 1 HBP: 2	WP: 1 PB: 0 SB: 0 CS: 0	PA: 36					
<b>PITCHER</b>	IP	WLS	BF	H	R	ER	SO	BB	IBB	HBP	BLK	WP	HR	S	P	ERA	WHIP										
59 Carlos Carrasco, R (1, 1) ERA: 5.96	6.0	W	20	3	1	1	5	0	0	0	0	0	1	30	31	1.50	0.500										
39 Justin Germano, R (7, 1) ERA:	1.0	H	5	2	0	0	0	0	0	0	0	0	0	5	5	0.00	2.000										
56 Frank Herrmann, R (8, 1) ERA: 1.69	1.0	H	3	0	0	0	1	0	0	0	0	0	0	5	5	0.00	0.000										
54 Chris Perez, R (9, 1) ERA: 3.0	0.2	H	6	1	2	2	1	2	0	1	0	1	0	5	15	27.00	4.500										
52 Vinnie Pestano, R (9, 1) ERA: 1.13	0.1	S	2	0	0	0	1	0	0	1	0	0	0	3	4	0.00	0.000										

AB	32
R	3
H	6
RBI	2
BB	2
SO	8
LOB	10



Batter	1	2	3	4	5	6	7	8	9	AB	R	H	RBI	BB	SO	LOB	BOTTOM										
24 Grady Sizemore, L (1, 10) OBP: 0.250, SLG: 0.200	G3-1					FC6-4		G4-3		3	1	0	0	2	0	2	<b>Chicago Cubs @ Cleveland Indians</b> Goodyear Ballpark, Goodyear, AZ Mon Mar 28 2011, 4:07 PM - 6:34 PM EDT Att: 4,456 - Sunny - 73 F										
13 Adrián Beltrán, S (1, 6) OBP: 0.448, SLG: 0.635 90 Kyle Bellows, R (8, 5)	K					K		F7		4	1	1	0	0	2	3											
28 Travis Buck, L (1, 9) OBP: 0.475, SLG: 0.717	P6					K		K		0	0	0	0	0	0	0											
41 Carlos Santana, S (1, 2) OBP: 0.397, SLG: 0.560						BB		HBP		1	1	0	0	2	0	0											
26 Austin Kearns, R (1, 7) OBP: 0.392, SLG: 0.455						BB		BB		1	1	1	1	3	0	0											
20 Orlando Cabrera, R (1, 4) OBP: 0.306, SLG: 0.400						BB		BB		4	0	1	1	0	0	6											
7 Matt LaPorta, R (1, 3) OBP: 0.226, SLG: 0.375 35 Jordan Brown, L (8, 3) OBP: 0.276, SLG: 0.333						BB		BB		4	0	1	1	0	0	5											
9 Jack Hannahan, L (1, 5) OBP: 0.448, SLG: 0.460 8 Adam Everett, R (6, PH) OBP: 0.408, SLG: 0.293						BB		BB		2	0	1	1	0	0	2											
23 Michael Brantley, L (1, 8) OBP: 0.300, SLG: 0.551 90 Bo Greenwell, L (8, PH) OBP: 0.500, SLG: 0.500						BB		BB		1	0	0	0	0	0	0											
						BB		BB		2	0	0	0	0	0	3											
						BB		BB		2	0	0	0	0	1	1											
						BB		BB		3	0	0	0	0	0	1											
						BB		BB		1	0	1	0	0	0	0											
<b>Inning Stats</b>	R: 0 E: 0 K: 1 S: 5	H: 0 LOB: 0 BB: 0 P: 5	R: 1 E: 0 K: 0 S: 5	H: 2 LOB: 1 BB: 0 P: 5	R: 0 E: 0 K: 1 S: 4	H: 0 LOB: 1 BB: 1 P: 8	R: 1 E: 0 K: 0 S: 4	H: 1 LOB: 2 BB: 2 P: 12	R: 2 E: 1 K: 0 S: 5	H: 1 LOB: 2 BB: 2 P: 13	R: 0 E: 0 K: 1 S: 6	H: 1 LOB: 2 BB: 1 P: 11	R: 0 E: 0 K: 0 S: 2	H: 0 LOB: 1 BB: 1 P: 7	R: 0 E: 0 K: 1 S: 6	H: 1 LOB: 1 BB: 0 P: 6	1B: 5 2B: 2 3B: 0 HR: 0	SF: 1 SAC: 0 DP: 2 HBP: 1	WP: 1 PB: 0 SB: 1 CS: 1	PA: 37							
<b>PITCHER</b>	IP	WLS	BF	H	R	ER	SO	BB	IBB	HBP	BLK	WP	HR	S	P	ERA	WHIP										
38 Carlos Zambrano, R (1, 1) ERA: 3.97	5.0	L	24	4	4	2	2	5	0	0	0	0	0	23	43	3.60	1.800										
60 Chris Carpenter, R (6, 1) ERA: 1.93	1.0		5	1	0	0	1	1	0	0	0	0	0	6	11	0.00	2.000										
43 John Grabow, L (7, 1) ERA: 2.57	1.0		4	0	0	0	0	1	0	1	0	0	0	2	7	0.00	1.000										
62 Marcos Mateo, R (8, 1) ERA: 1.13	1.0		4	1	0	0	1	0	0	0	0	0	0	6	6	0.00	1.000										


AB	28
R	4
H	6
RBI	4
BB	7
SO	4
LOB	23






Batter	1	2	3	4	5	6	7	8	9	AB	R	H	RBI	BB	SO	LOB	TOP
6 Drew Stubbs, R OBP: 0.306, SLG: 0.397 88 Felix Perez, L OBP: 0.500, SLG: 0.455										3	1	0	0	0	1	1	
4 Brandon Phillips, R OBP: 0.407, SLG: 0.510 43 Miguel Cairo, R OBP: 0.349, SLG: 0.289										3	1	1	0	0	0	1	
19 Joey Votto, L OBP: 0.379, SLG: 0.510 83 Mike Costanzo, L OBP: 0.364, SLG: 0.727										3	0	1	1	0	1	1	
27 Scott Rolen, R OBP: 0.255, SLG: 0.326 25 Juan Francisco, L OBP: 0.344, SLG: 0.579										2	0	1	0	1	1	1	
32 Jay Bruce, L OBP: 0.370, SLG: 0.490 88 Denis Phipps, R OBP: 0.333, SLG: 0.200										3	0	1	1	0	0	1	
31 Jonny Gomes, R OBP: 0.273, SLG: 0.580 28 Chris Heisey, R OBP: 0.404, SLG: 0.731										2	1	1	1	0	1	1	
16 Edgar Renteria, R OBP: 0.381, SLG: 0.436 7 Paul Janish, R OBP: 0.314, SLG: 0.306										2	0	0	0	0	1	0	
55 Ramon Hernandez, R OBP: 0.267, SLG: 0.370 29 Ryan Hanigan, R OBP: 0.375, SLG: 0.495										2	0	0	0	0	0	0	
61 Bronson Arroyo, R OBP: 0.500, SLG: 0.500 45 Bill Bray, L ERA: 5.4 Jake Kahualeilo, R ERA: 5.99 66 Logan Ondrusek, R ERA: 5.59 54 Aroldis Chapman, L ERA: 5.4 86 David Cook, R ERA: 5.4 69 Jerry Gil, R ERA: 5.4										2	0	1	0	0	1	0	
										2	0	0	0	0	0	0	
										2	0	0	0	0	0	0	
										2	0	0	0	0	0	0	
										2	0	0	0	0	0	0	
										2	0	0	0	0	0	0	
										2	0	0	0	0	0	0	
										2	0	0	0	0	0	0	
										2	0	0	0	0	0	0	
										2	0	0	0	0	0	0	
										2	0	0	0	0	0	0	
										2	0	0	0	0	0	0	
										2	0	0	0	0	0	0	
										2	0	0	0	0	0	0	
										2	0	0	0	0	0	0	
										2	0	0	0	0	0	0	
										2	0	0	0	0	0	0	
										2	0	0	0	0	0	0	
										2	0	0	0	0	0	0	
										2	0	0	0	0	0	0	
										2	0	0	0	0	0	0	
										2	0	0	0	0	0	0	
										2	0	0	0	0	0	0	
										2	0	0	0	0	0	0	
										2	0	0	0	0	0	0	
										2	0	0	0	0	0	0	
										2	0	0	0	0	0	0	
										2	0	0	0	0	0	0	
										2	0	0	0	0	0	0	
										2	0	0	0	0	0	0	
										2	0	0	0	0	0	0	
										2	0	0	0	0	0	0	
										2	0	0	0	0	0	0	
										2	0	0	0	0	0	0	
										2	0	0	0	0	0	0	
										2	0	0	0	0	0	0	
										2	0	0	0	0	0	0	
										2	0	0	0	0	0	0	
										2	0	0	0	0	0	0	
										2	0	0	0	0	0	0	
										2	0	0	0	0	0	0	
										2	0	0	0	0	0	0	
										2	0	0	0	0	0	0	
										2	0	0	0	0	0	0	
										2	0	0	0	0	0	0	
										2	0	0	0	0	0	0	
										2	0	0	0	0	0	0	
										2	0	0	0	0	0	0	
										2	0	0	0	0	0	0	
										2	0	0	0	0	0	0	
										2	0	0	0	0	0	0	
										2	0	0	0	0	0	0	
										2	0	0	0	0	0	0	
										2	0	0	0	0	0	0	
										2	0	0	0	0	0	0	
										2	0	0	0	0	0	0	
										2	0	0	0	0	0	0	
										2	0	0	0	0	0	0	
										2	0	0	0	0	0	0	
										2	0	0	0	0	0	0	
										2	0	0	0	0	0	0	
										2	0	0	0	0	0	0	
										2	0	0	0	0	0	0	
										2	0	0	0	0	0	0	
										2	0	0	0	0	0	0	
										2	0	0	0	0	0	0	
										2	0	0	0	0	0	0	
										2	0	0	0	0	0	0	
										2	0	0	0	0	0	0	
										2	0	0	0	0	0	0	
										2	0	0	0	0	0	0	



Batter	1	2	3	4	5	6	7	8	9	AB R H RBI BB SO LOB	TOP																								
											<p>Cleveland Indians @ Columbus Clippers  Huntington Park, Columbus, OH  Wed Mar 30 2011, 1:05 PM EDT</p> <p><a href="http://livebaseballscorecards.com">livebaseballscorecards.com</a></p> <p>AB 0 R 0 H 0 RBI 0 BB 0 SO 0 LOB 0</p> 																								
Inning Stats										1B: 0 SF: 0 WP: 0 PA: 0 2B: 0 SAC: 0 FB: 0 3B: 0 DP: 0 SB: 0 HR: 0 HBP: 0 CS: 0																									
PITCHER	IP	WLS	BF	H	R	ER	SO	BB	IBB	HBP	BLK	WP	HR	S	P	ERA	WHIP	PITCHER	IP	WLS	BF	H	R	ER	SO	BB	IBB	HBP	BLK	WP	HR	S	P	ERA	WHIP

Batter	1	2	3	4	5	6	7	8	9	AB R H RBI BB SO LOB	BOTTOM																								
											<p>Cleveland Indians @ Columbus Clippers  Huntington Park, Columbus, OH  Wed Mar 30 2011, 1:05 PM EDT</p> <p><a href="http://livebaseballscorecards.com">livebaseballscorecards.com</a></p> <p>AB 0 R 0 H 0 RBI 0 BB 0 SO 0 LOB 0</p> 																								
Inning Stats										1B: 0 SF: 0 WP: 0 PA: 0 2B: 0 SAC: 0 FB: 0 3B: 0 DP: 0 SB: 0 HR: 0 HBP: 0 CS: 0																									
PITCHER	IP	WLS	BF	H	R	ER	SO	BB	IBB	HBP	BLK	WP	HR	S	P	ERA	WHIP	PITCHER	IP	WLS	BF	H	R	ER	SO	BB	IBB	HBP	BLK	WP	HR	S	P	ERA	WHIP



Batter	1	2	3	4	5	6	7	8	9	AB	R	H	RBI	BB	SO	LOB	TOP				
1 Juan Pierre, L (1, 7) OBP: 0.500, SLG: 0.333 23 Mark Teahen, L (6, 9) OBP: 0.500, SLG: 0.500																					
15 Gordon Beckham, R (1, 4) OBP: 0.750, SLG: 1.000 18 Brent Lillibridge, R (6, 4)																					
44 Adam Dunn, L (1, 10) OBP: 0.500, SLG: 1.500 27 Ramon Castro, R (7, PH) (7, 10)																					
14 Paul Konerko, R (1, 3) OBP: 0.600, SLG: 0.500																					
51 Alex Rios, R (1, 8)																					
20 Carlos Quentin, R (1, 9) OBP: 0.750, SLG: 1.750 5 Lastings Milledge, R (6, 7) OBP: 1.000, SLG: 2.000																					
12 A.J. Pierzynski, L (1, 2) OBP: 0.400, SLG: 0.400																					
10 Alexei Ramirez, R (1, 6)																					
22 Brent Morel, R (1, 5) OBP: 0.400, SLG: 0.600																					
<b>Inning Stats</b>	R: 2 H: 4 E: 0 K: 2 S: 24	H: 4 LOB: 2 BB: 0 P: 36	R: 0 H: 0 E: 0 K: 2 S: 10	H: 0 LOB: 0 BB: 0 P: 12	R: 4 H: 4 E: 0 K: 1 S: 19	H: 4 LOB: 0 BB: 0 P: 27	R: 8 H: 7 E: 0 K: 0 S: 19	H: 7 LOB: 1 BB: 1 P: 30	R: 0 H: 0 E: 0 K: 1 S: 10	H: 0 LOB: 1 BB: 1 P: 16	R: 0 H: 0 E: 0 K: 3 S: 9	H: 0 LOB: 0 BB: 0 P: 11	R: 1 H: 2 E: 0 K: 2 S: 14	H: 2 LOB: 1 BB: 0 P: 18	R: 0 H: 1 E: 0 K: 3 S: 11	H: 1 LOB: 0 BB: 0 P: 14	1B: 10 2B: 6 3B: 0 HR: 2	SF: 0 SAC: 0 DP: 1 HBP: 1	WP: 0 PB: 0 CS: 0	PA: 48	
<b>PITCHER</b>	IP WLS BF H R ER SO BB IBB HBP BLK WP HR S P ERA WHIP	IP WLS BF H R ER SO BB IBB HBP BLK WP HR S P ERA WHIP	IP WLS BF H R ER SO BB IBB HBP BLK WP HR S P ERA WHIP	IP WLS BF H R ER SO BB IBB HBP BLK WP HR S P ERA WHIP	IP WLS BF H R ER SO BB IBB HBP BLK WP HR S P ERA WHIP	IP WLS BF H R ER SO BB IBB HBP BLK WP HR S P ERA WHIP	IP WLS BF H R ER SO BB IBB HBP BLK WP HR S P ERA WHIP	IP WLS BF H R ER SO BB IBB HBP BLK WP HR S P ERA WHIP	IP WLS BF H R ER SO BB IBB HBP BLK WP HR S P ERA WHIP	IP WLS BF H R ER SO BB IBB HBP BLK WP HR S P ERA WHIP	IP WLS BF H R ER SO BB IBB HBP BLK WP HR S P ERA WHIP	IP WLS BF H R ER SO BB IBB HBP BLK WP HR S P ERA WHIP	IP WLS BF H R ER SO BB IBB HBP BLK WP HR S P ERA WHIP	IP WLS BF H R ER SO BB IBB HBP BLK WP HR S P ERA WHIP	IP WLS BF H R ER SO BB IBB HBP BLK WP HR S P ERA WHIP	IP WLS BF H R ER SO BB IBB HBP BLK WP HR S P ERA WHIP	IP WLS BF H R ER SO BB IBB HBP BLK WP HR S P ERA WHIP	IP WLS BF H R ER SO BB IBB HBP BLK WP HR S P ERA WHIP	IP WLS BF H R ER SO BB IBB HBP BLK WP HR S P ERA WHIP	IP WLS BF H R ER SO BB IBB HBP BLK WP HR S P ERA WHIP	IP WLS BF H R ER SO BB IBB HBP BLK WP HR S P ERA WHIP

Chicago White Sox @ Cleveland Indians  
Progressive Field, Cleveland, OH  
Fri Apr 01 2011, 3:10 PM - 6:17 PM EDT  
Att: 41,721 - Sunny - 43 F

AB	45
R	15
H	18
RBI	15
BB	2
SO	14
LOB	16



Batter	1	2	3	4	5	6	7	8	9	AB	R	H	RBI	BB	SO	LOB	BOTTOM					
23 Michael Brantley, L (1, 8) OBP: 0.400, SLG: 0.600																						
13 Adrián Cabrera, S (1, 6) OBP: 0.600, SLG: 0.800																						
17 Shin-Soo Choo, L (1, 9) OBP: 0.200, SLG: 0.200																						
41 Carlos Santana, S (1, 2) OBP: 0.600, SLG: 1.200																						
48 Travis Hafner, L (1, 10) OBP: 0.400, SLG: 0.400																						
20 Orlando Cabrera, R (1, 4) OBP: 0.200, SLG: 0.200																						
26 Austin Kearns, R (1, 7)																						
7 Matt LaPorta, R (1, 3) OBP: 0.400, SLG: 0.400																						
9 Jack Hannahan, L (1, 5) OBP: 0.600, SLG: 1.200																						
<b>Inning Stats</b>	R: 0 H: 1 E: 0 K: 0 S: 10	H: 1 LOB: 0 BB: 0 P: 14	R: 0 H: 1 E: 0 K: 0 S: 12	H: 1 LOB: 1 BB: 1 P: 23	R: 0 H: 0 E: 0 K: 0 S: 7	H: 0 LOB: 0 BB: 0 P: 9	R: 0 H: 0 E: 0 K: 0 S: 7	H: 0 LOB: 0 BB: 0 P: 9	R: 0 H: 0 E: 0 K: 0 S: 4	H: 0 LOB: 0 BB: 0 P: 5	R: 4 H: 6 E: 0 K: 0 S: 13	H: 6 LOB: 2 BB: 0 P: 20	R: 3 H: 3 E: 0 K: 0 S: 11	H: 3 LOB: 0 BB: 0 P: 18	R: 2 H: 4 E: 0 K: 1 S: 14	H: 4 LOB: 2 BB: 0 P: 22	R: 1 H: 2 E: 0 K: 1 S: 22	H: 2 LOB: 2 BB: 1 P: 34	1B: 13 2B: 2 3B: 0 HR: 2	SF: 0 SAC: 0 DP: 1 HBP: 0	WP: 0 PB: 0 CS: 0	PA: 45
<b>PITCHER</b>	IP WLS BF H R ER SO BB IBB HBP BLK WP HR S P ERA WHIP	IP WLS BF H R ER SO BB IBB HBP BLK WP HR S P ERA WHIP	IP WLS BF H R ER SO BB IBB HBP BLK WP HR S P ERA WHIP	IP WLS BF H R ER SO BB IBB HBP BLK WP HR S P ERA WHIP	IP WLS BF H R ER SO BB IBB HBP BLK WP HR S P ERA WHIP	IP WLS BF H R ER SO BB IBB HBP BLK WP HR S P ERA WHIP	IP WLS BF H R ER SO BB IBB HBP BLK WP HR S P ERA WHIP	IP WLS BF H R ER SO BB IBB HBP BLK WP HR S P ERA WHIP	IP WLS BF H R ER SO BB IBB HBP BLK WP HR S P ERA WHIP	IP WLS BF H R ER SO BB IBB HBP BLK WP HR S P ERA WHIP	IP WLS BF H R ER SO BB IBB HBP BLK WP HR S P ERA WHIP	IP WLS BF H R ER SO BB IBB HBP BLK WP HR S P ERA WHIP	IP WLS BF H R ER SO BB IBB HBP BLK WP HR S P ERA WHIP	IP WLS BF H R ER SO BB IBB HBP BLK WP HR S P ERA WHIP	IP WLS BF H R ER SO BB IBB HBP BLK WP HR S P ERA WHIP	IP WLS BF H R ER SO BB IBB HBP BLK WP HR S P ERA WHIP	IP WLS BF H R ER SO BB IBB HBP BLK WP HR S P ERA WHIP	IP WLS BF H R ER SO BB IBB HBP BLK WP HR S P ERA WHIP	IP WLS BF H R ER SO BB IBB HBP BLK WP HR S P ERA WHIP	IP WLS BF H R ER SO BB IBB HBP BLK WP HR S P ERA WHIP	IP WLS BF H R ER SO BB IBB HBP BLK WP HR S P ERA WHIP	IP WLS BF H R ER SO BB IBB HBP BLK WP HR S P ERA WHIP

Chicago White Sox @ Cleveland Indians  
Progressive Field, Cleveland, OH  
Fri Apr 01 2011, 3:10 PM - 6:17 PM EDT  
Att: 41,721 - Sunny - 43 F

AB	43
R	10
H	17
RBI	10
BB	2
SO	2
LOB	17





Batter	1	2	3	4	5	6	7	8	9	AB	R	H	RBI	BB	SO	LOB	TOP		
1 Juan Pierre, L OBP: 0.444, SLG: 0.375	F9	15 1B 44 G3 1B		G3-1		1-H 1B		F7		5	1	2	1	0	0	0			
15 Gordon Beckham, R OBP: 0.697, SLG: 0.750	44 1B 14 SF7 1B	44 G3 1B		K			P2		14 44 G6-4-3 BB	4	1	2	2	1	1	0			
44 Adam Dunn, L OBP: 0.560, SLG: 1.000 18 Brent Lillibridge, R OBP: 0.500, SLG: 0.429	1B	G3					L9		14 G6-4-3 BB	3	0	1	1	2	0	1			
14 Paul Konerko, R OBP: 0.500, SLG: 0.429	SF7								14 G6-4-3 BB	0	0	0	0	0	0	0			
51 Alex Rios, R	F7	L5								3	1	1	1	1	1	3			
20 Carlos Quentin, R OBP: 0.625, SLG: 1.375										4	1	2	2	0	0	1			
12 A.J. Pierzynski, L OBP: 0.333, SLG: 0.333										4	0	1	0	0	0	1			
10 Alexei Ramirez, R OBP: 0.222, SLG: 0.333										4	1	1	1	0	0	0			
22 Brent Morel, R OBP: 0.333, SLG: 0.444										4	2	1	0	0	0	2			
<b>Inning Stats</b>	R: 1 H: 2 E: 0 K: 0 S: 10	H: 2 LOB: 1 BB: 0 P: 16	R: 4 H: 5 E: 0 K: 0 S: 14	H: 5 LOB: 2 BB: 1 P: 23	R: 0 H: 0 E: 0 K: 1 S: 8	H: 0 LOB: 0 BB: 0 P: 11	R: 0 H: 0 E: 0 K: 1 S: 6	H: 0 LOB: 1 BB: 1 P: 9	R: 0 H: 2 E: 0 K: 0 S: 10	H: 2 LOB: 1 BB: 0 P: 15	R: 2 H: 2 E: 0 K: 0 S: 11	H: 2 LOB: 1 BB: 1 P: 25	R: 0 H: 0 E: 0 K: 1 S: 9	H: 0 LOB: 0 BB: 0 P: 12	R: 0 H: 0 E: 0 K: 1 S: 9	H: 0 LOB: 2 BB: 2 P: 18	1B: 9 2B: 2 HR: 0	SF: 1 SAC: 0 DP: 1 HBP: 0	WP: 0 PA: 41 PB: 0 SB: 1 CS: 0
<b>PITCHER</b>	IP WLS BF H R ER SO BB IBB HBP BLK WP HR S P ERA WHIP																		
59 Carlos Carrasco, R ERA: 9.45	6.2 L 31 10 7 7 2 2 0 0 0 0 0 65 103 9.45 1.800																		
37 Chad Durbin, R ERA: 8.75	7.1 1.1 6 1 1 1 0 1 0 0 0 0 0 11 24 6.75 1.500																		
53 Rafael Perez, L ERA:	9.1 1.0 4 0 0 0 1 2 0 0 0 0 0 9 18 0.00 2.000																		

Chicago White Sox @ Cleveland Indians  
Progressive Field, Cleveland, OH  
Sat Apr 02 2011, 1:07 PM - 3:52 PM EDT  
Att: 9,853 - Sunny - 44 F

livebaseballscorecards.com

AB 35  
R 8  
H 11  
RBI 8  
BB 5  
SO 3  
LOB 14



Batter	1	2	3	4	5	6	7	8	9	AB	R	H	RBI	BB	SO	LOB	BOTTOM		
23 Michael Brantley, L OBP: 0.400, SLG: 0.444	K			G4-3		G4-3			13 BB 1B	4	0	1	0	1	1	0			
13 Adrián Cabrera, S OBP: 0.400, SLG: 0.444	G4-3	L8					P6			4	0	0	0	1	1	2			
17 Shin-Soo Choo, L OBP: 0.200, SLG: 0.111										4	0	0	0	1	4	4			
41 Carlos Santana, S OBP: 0.500, SLG: 0.778	G4-3									4	0	1	0	1	0	3			
48 Travis Hafner, L OBP: 0.444, SLG: 0.778										4	1	2	1	0	1	1			
20 Orlando Cabrera, R OBP: 0.333, SLG: 0.250										3	1	1	0	1	2	2			
28 Travis Buck, L OBP: 0.250, SLG: 0.500										4	1	1	0	0	1	5			
7 Matt LaPorta, R OBP: 0.222, SLG: 0.222										4	0	0	0	0	1	5			
9 Jack Hannahan, L OBP: 0.444, SLG: 0.778										4	0	1	2	0	0	0			
<b>Inning Stats</b>	R: 0 H: 0 E: 0 K: 1 S: 11	H: 0 LOB: 1 BB: 1 P: 21	R: 3 H: 3 E: 1 K: 2 S: 17	H: 3 LOB: 2 BB: 1 P: 27	R: 0 H: 0 E: 0 K: 1 S: 9	H: 0 LOB: 2 BB: 2 P: 19	R: 0 H: 0 E: 0 K: 1 S: 7	H: 0 LOB: 0 BB: 0 P: 12	R: 0 H: 2 E: 0 K: 2 S: 10	H: 2 LOB: 2 BB: 0 P: 13	R: 0 H: 0 E: 0 K: 0 S: 4	H: 0 LOB: 0 BB: 0 P: 7	R: 0 H: 1 E: 0 K: 2 S: 10	H: 1 LOB: 1 BB: 0 P: 15	R: 0 H: 1 E: 0 K: 1 S: 12	H: 1 LOB: 2 BB: 1 P: 19	1B: 5 2B: 1 3B: 0 HR: 1	SF: 0 SAC: 0 DP: 0 HBP: 0	WP: 0 PA: 40 PB: 1 SB: 0 CS: 0
<b>PITCHER</b>	IP WLS BF H R ER SO BB IBB HBP BLK WP HR S P ERA WHIP																		
33 Edwin Jackson, R ERA: 3.0	6.0 W 28 5 3 3 2 7 4 0 0 0 0 0 1 58 3.00 1.500																		
49 Chris Sale, L ERA:	7.1 1.1 4 0 0 0 2 0 0 0 0 0 0 10 13 0.00 0.000																		
46 Sergio Santos, R ERA:	8.1 1.2 8 2 0 0 2 1 0 0 0 0 0 0 19 30 0.00 1.800																		

Chicago White Sox @ Cleveland Indians  
Progressive Field, Cleveland, OH  
Sat Apr 02 2011, 1:07 PM - 3:52 PM EDT  
Att: 9,853 - Sunny - 44 F

livebaseballscorecards.com

AB 35  
R 3  
H 7  
RBI 3  
BB 5  
SO 11  
LOB 22





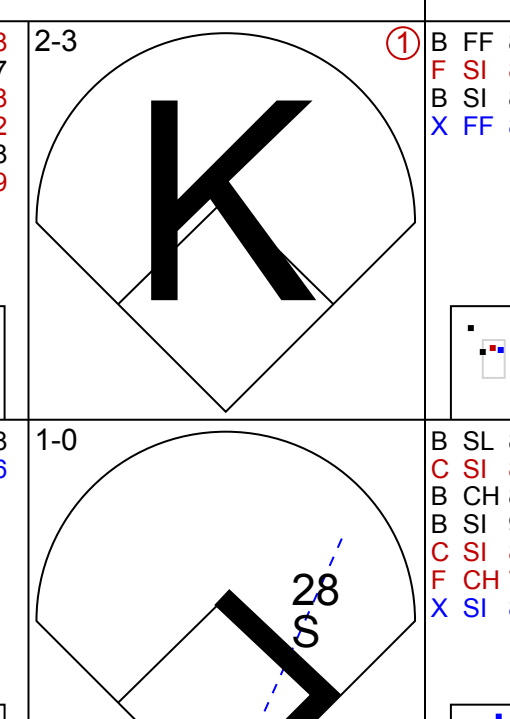
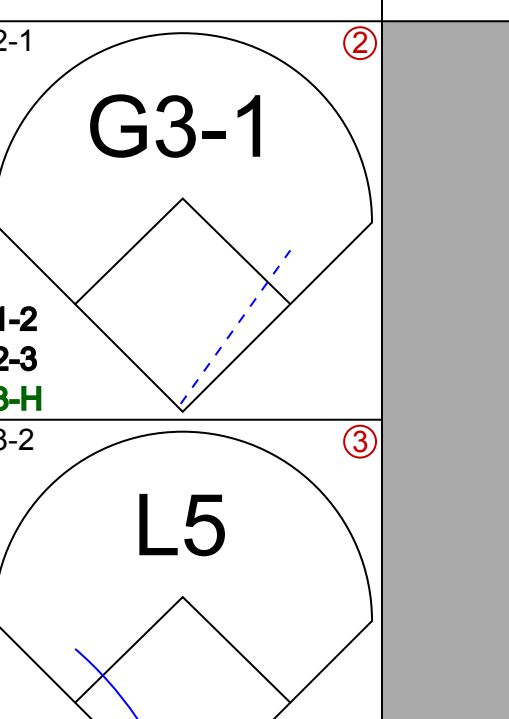
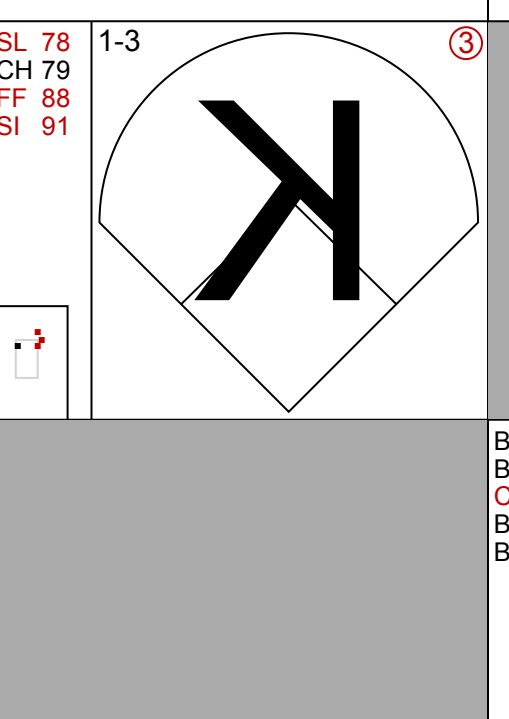
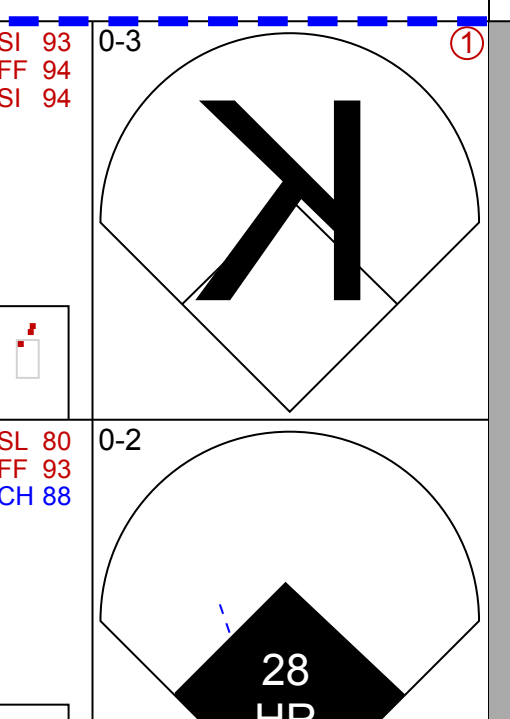
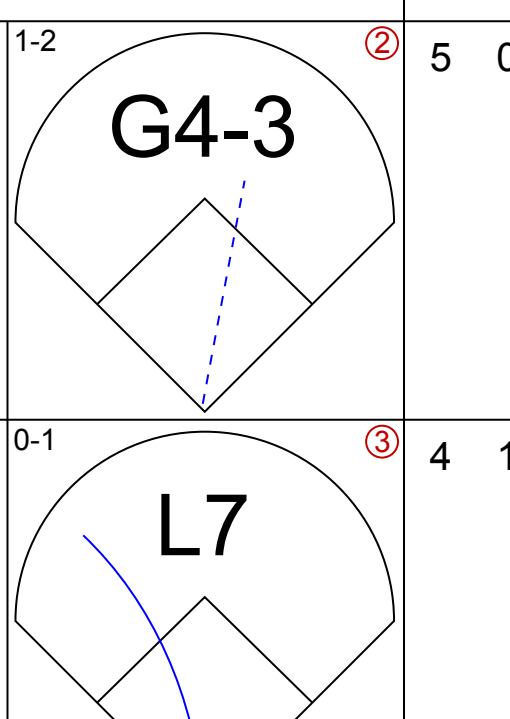
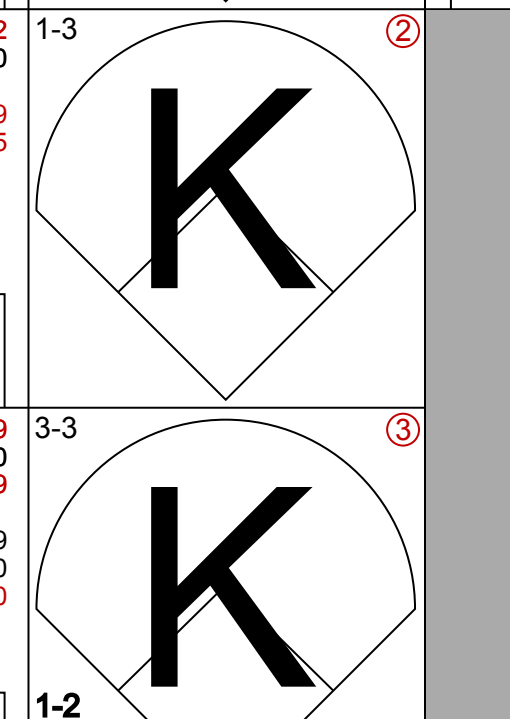
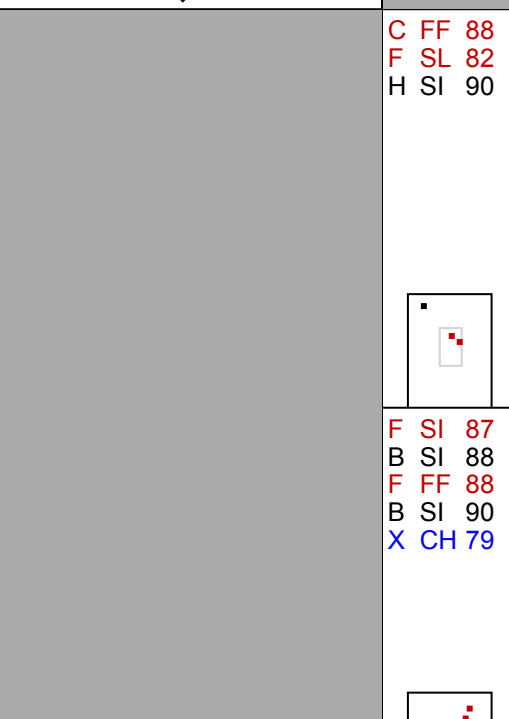
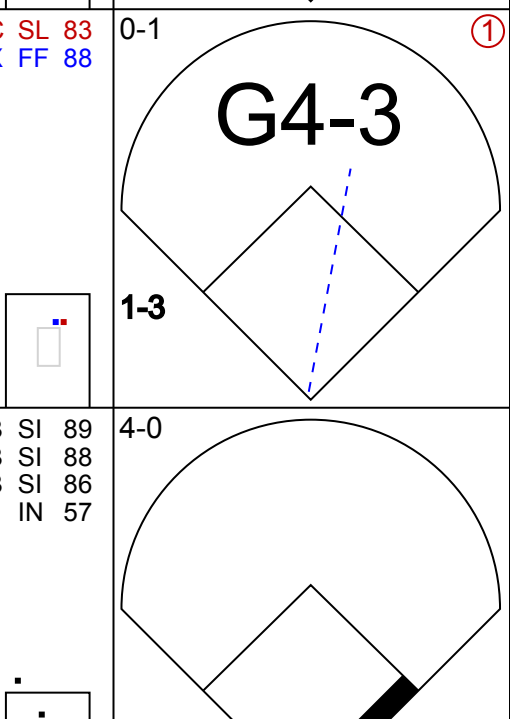
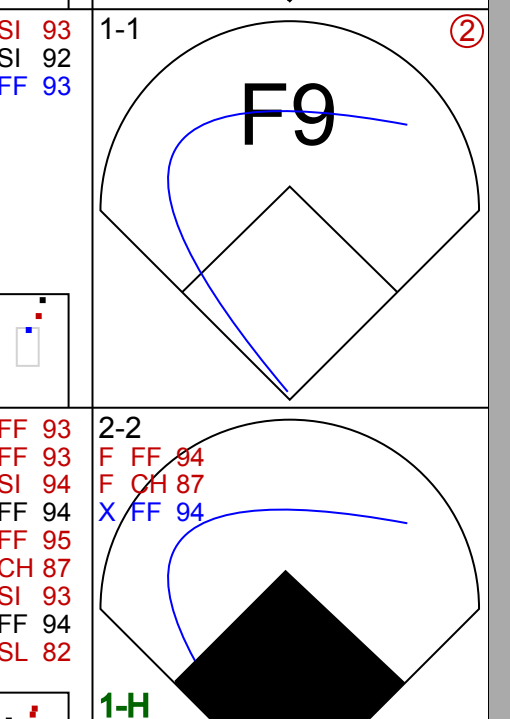

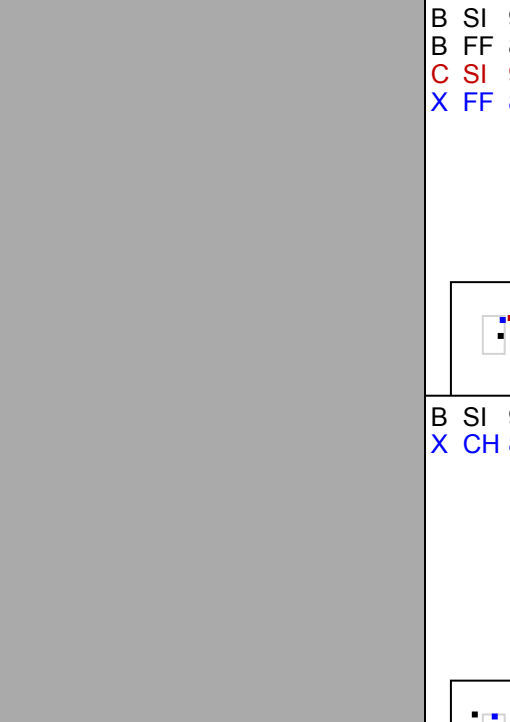
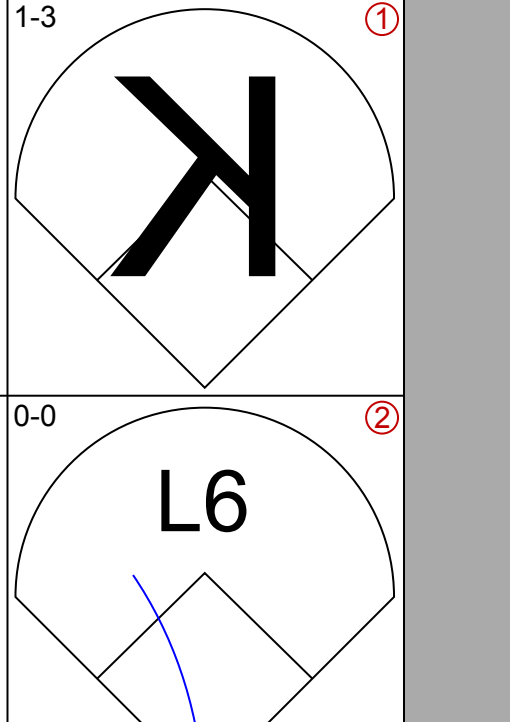
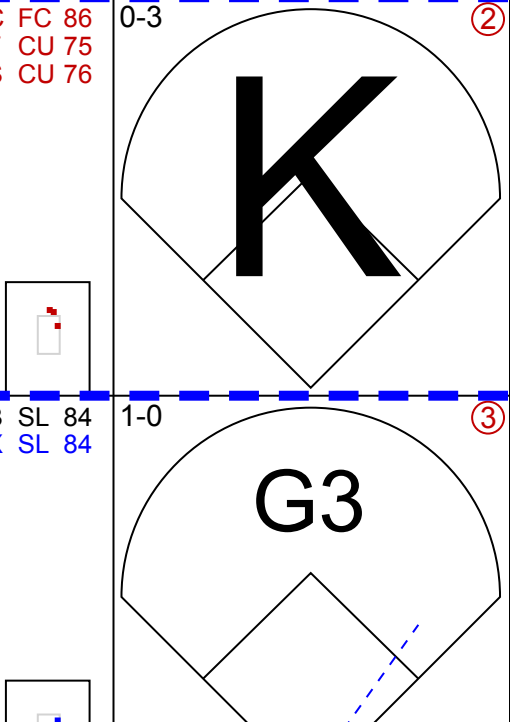
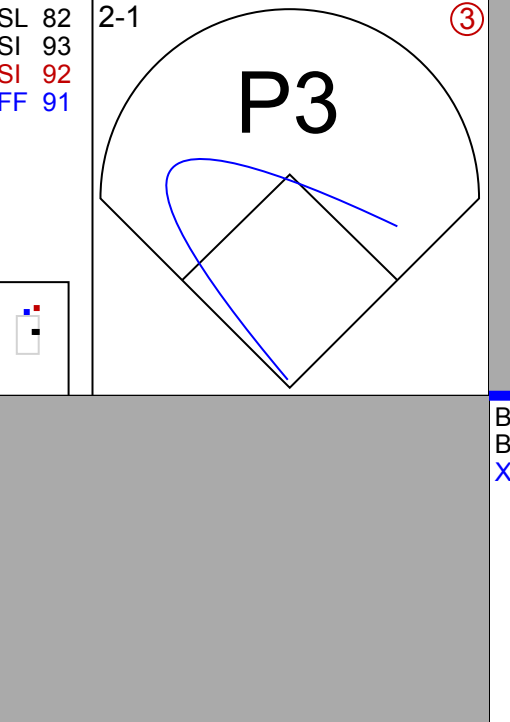
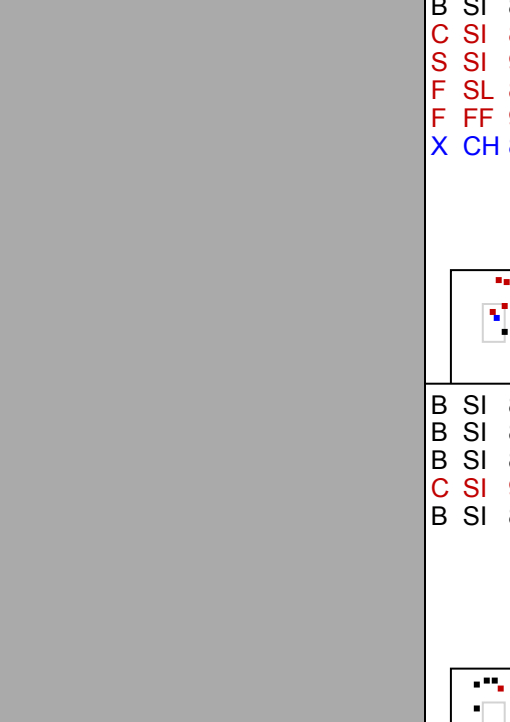
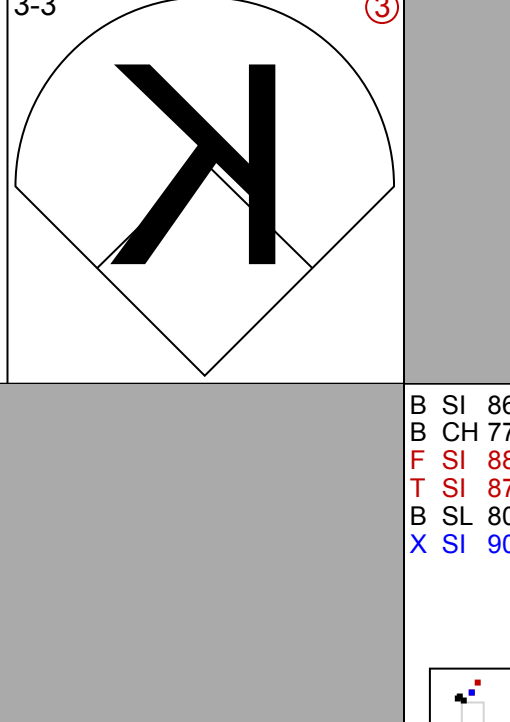


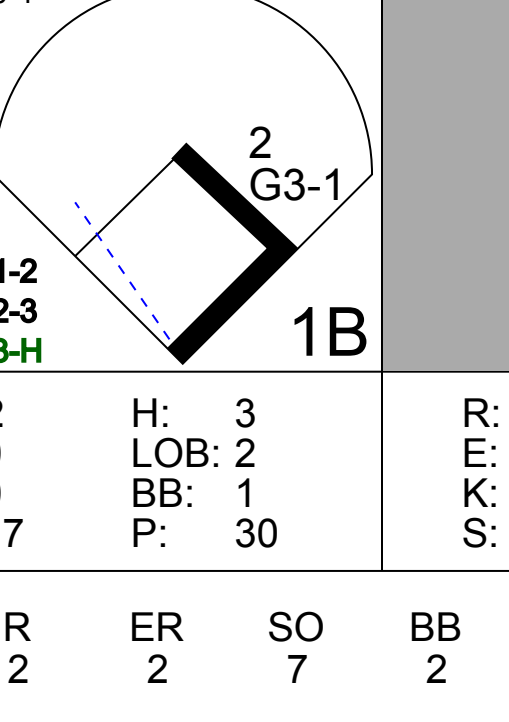
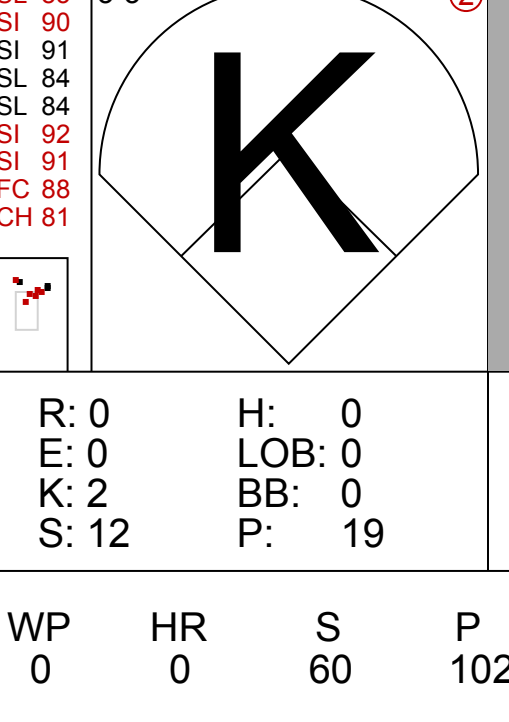
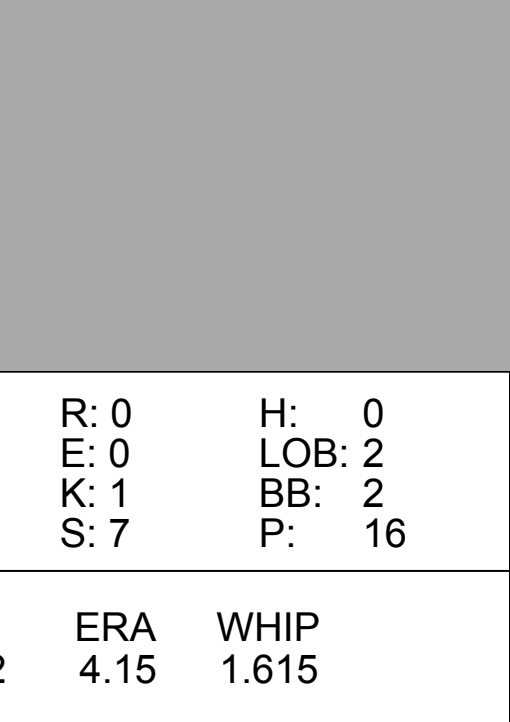
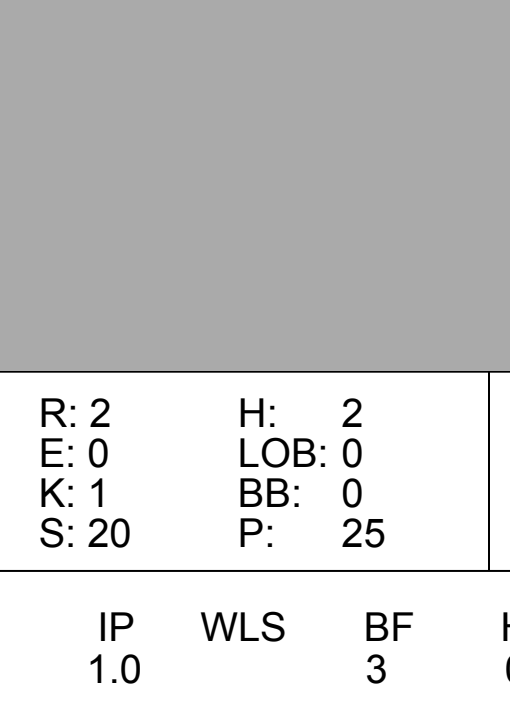
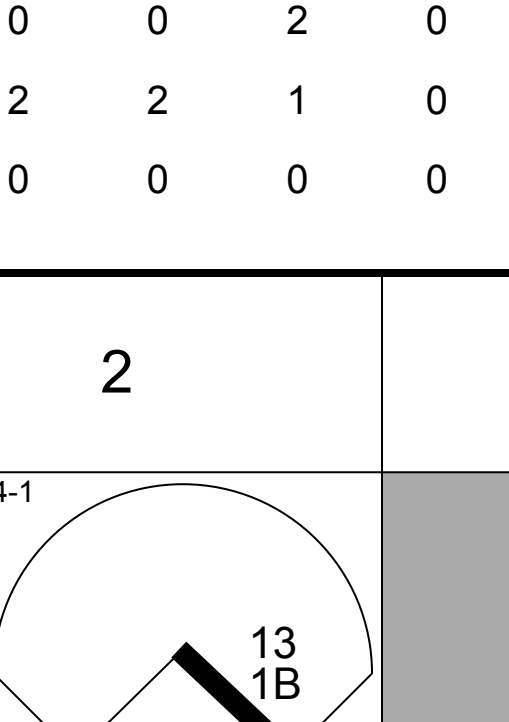
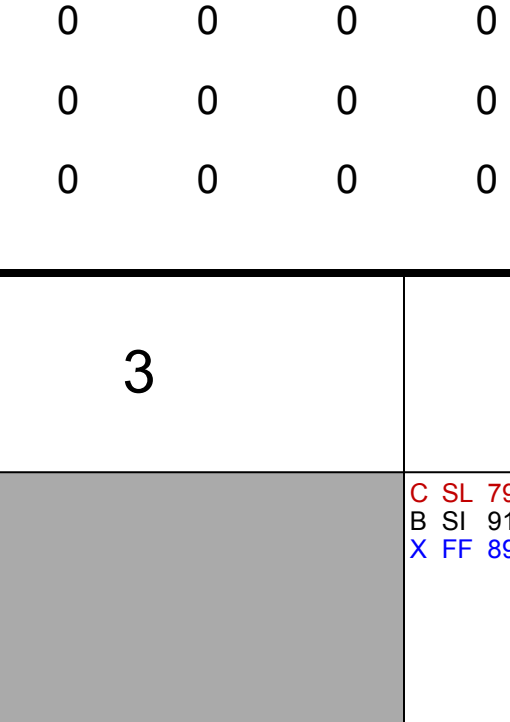

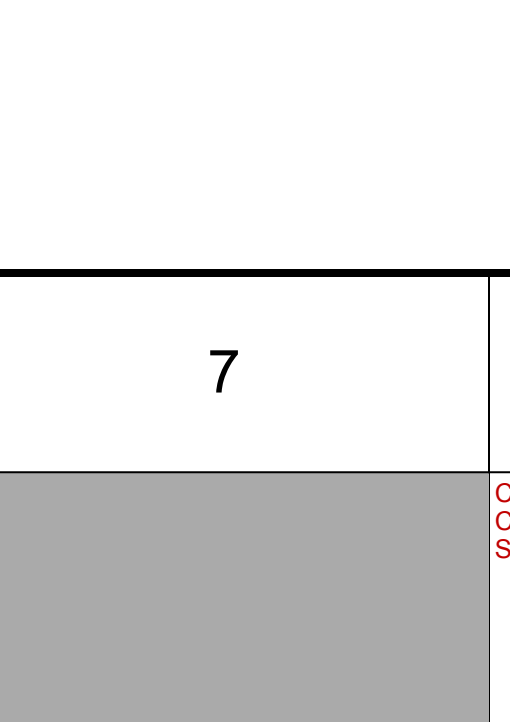
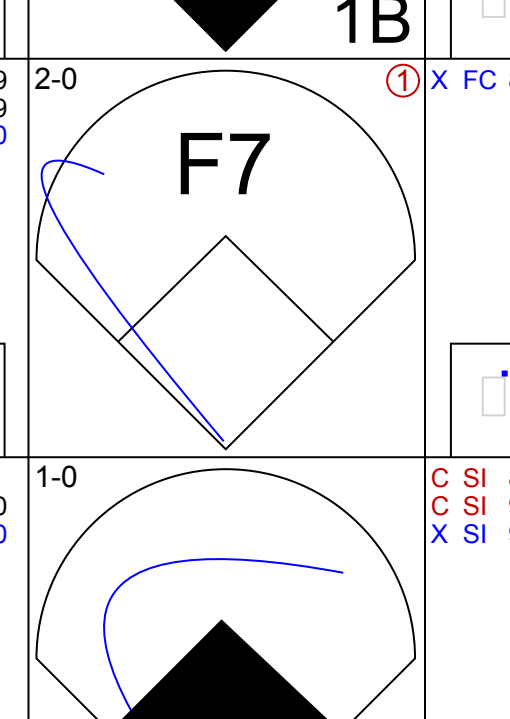



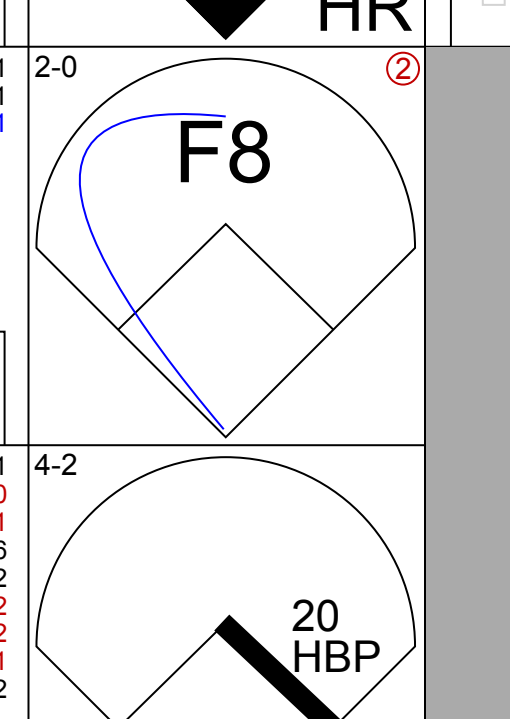

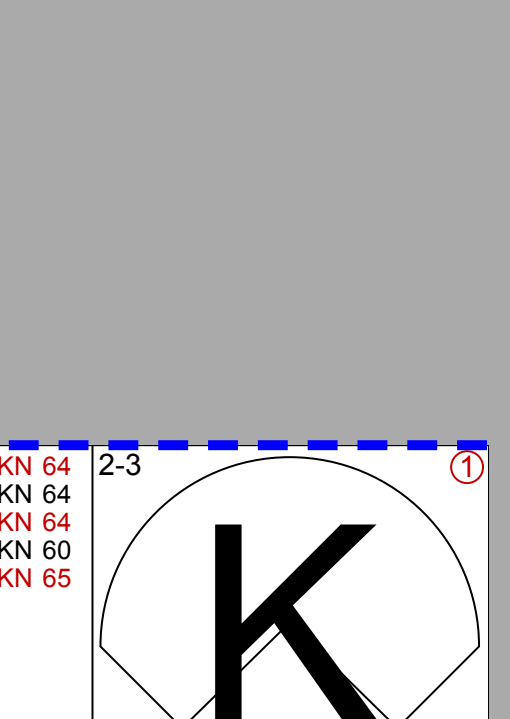

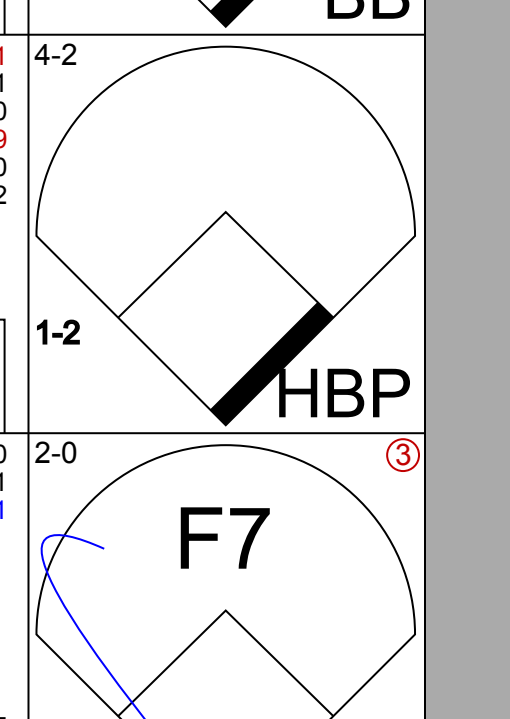
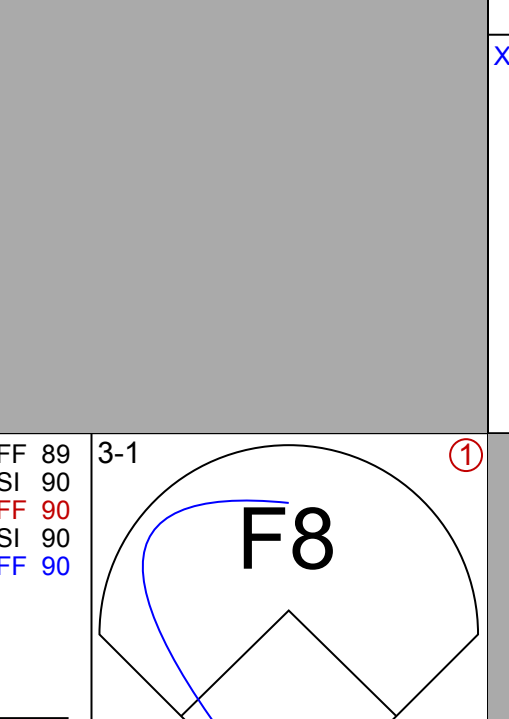
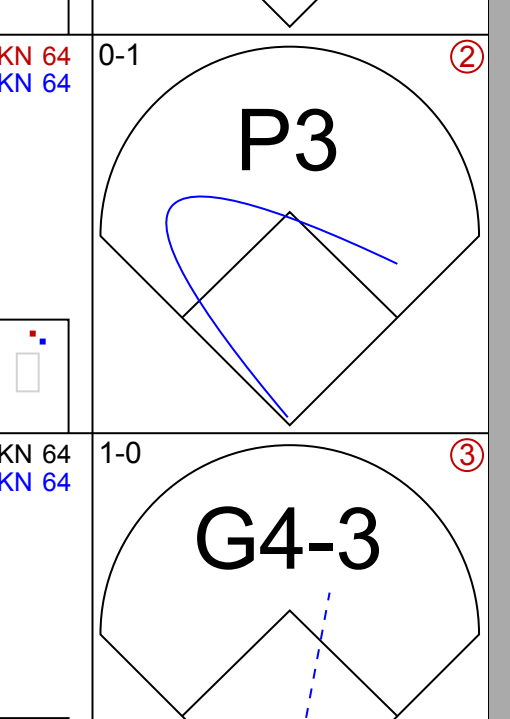

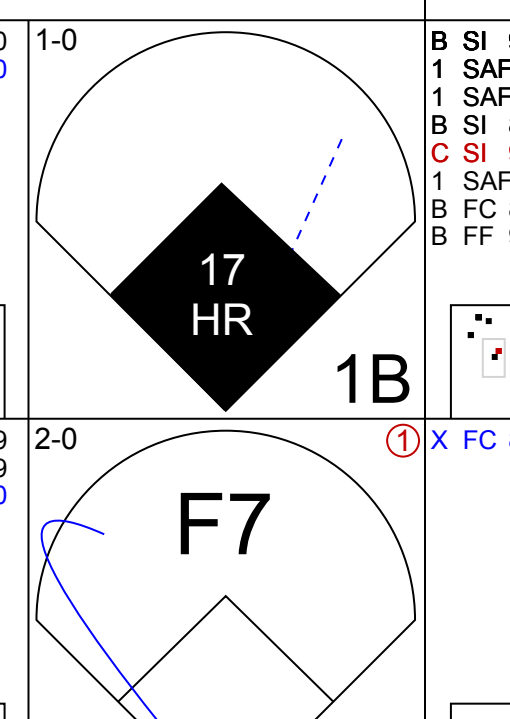
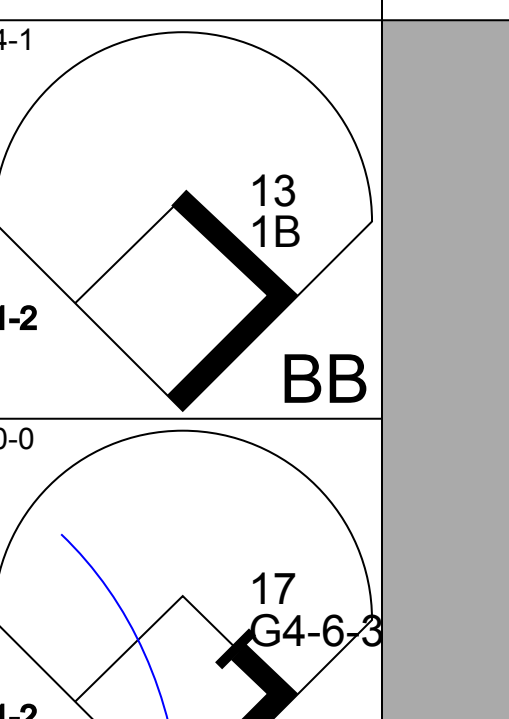
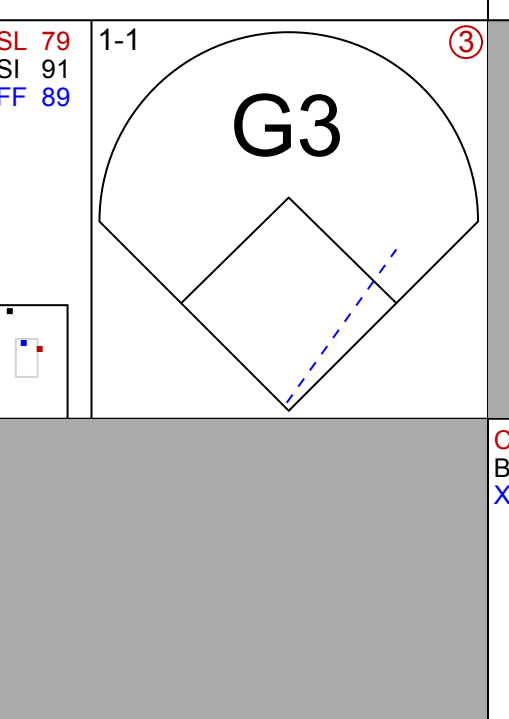


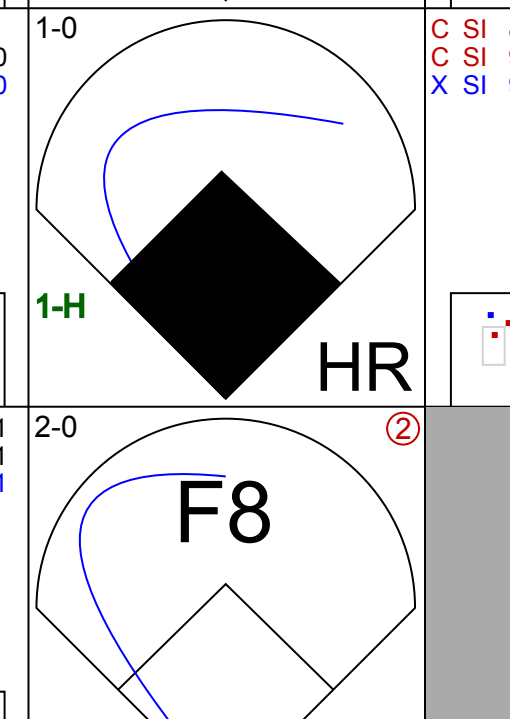
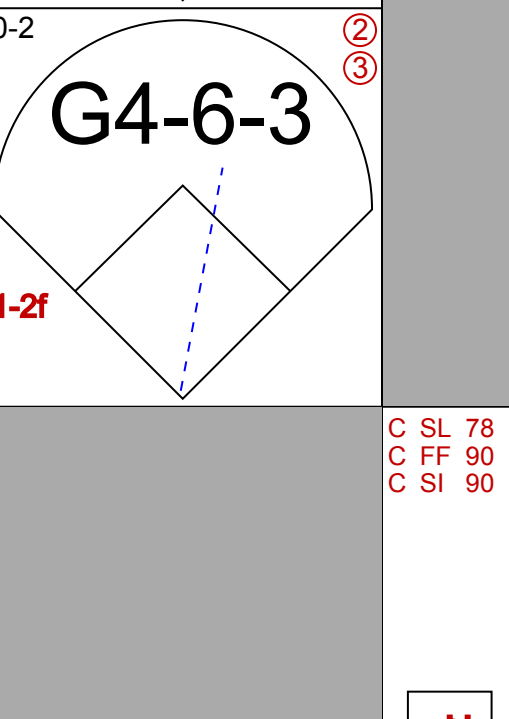
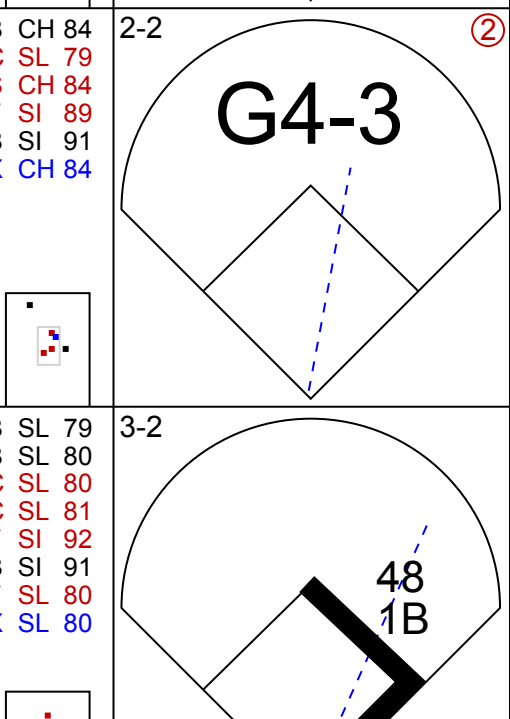


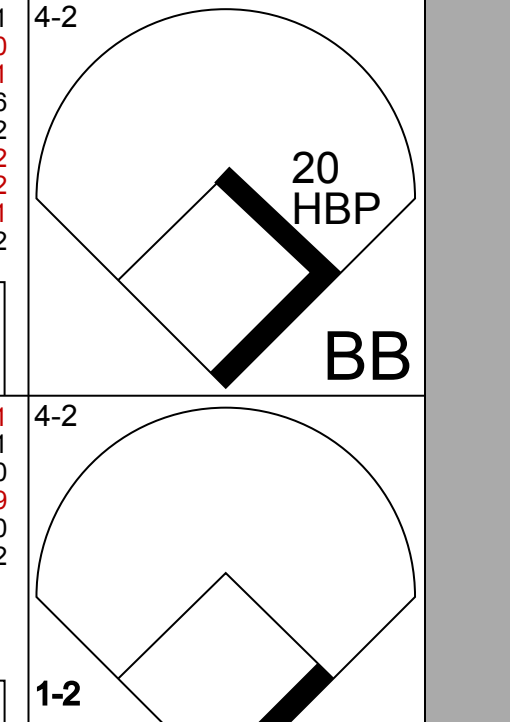
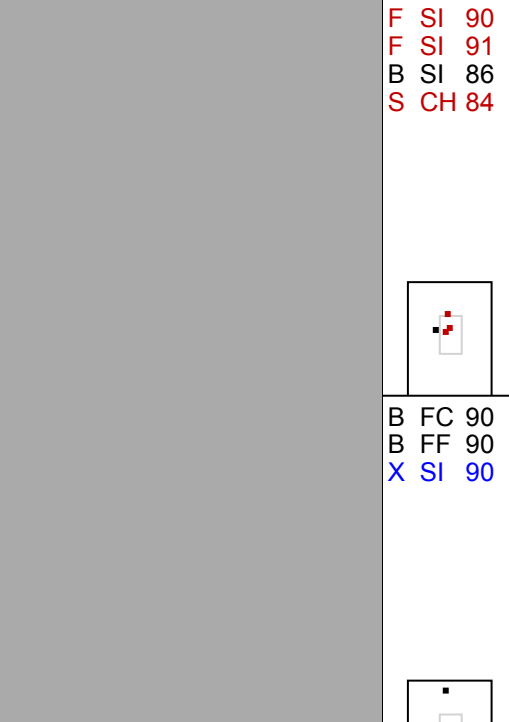
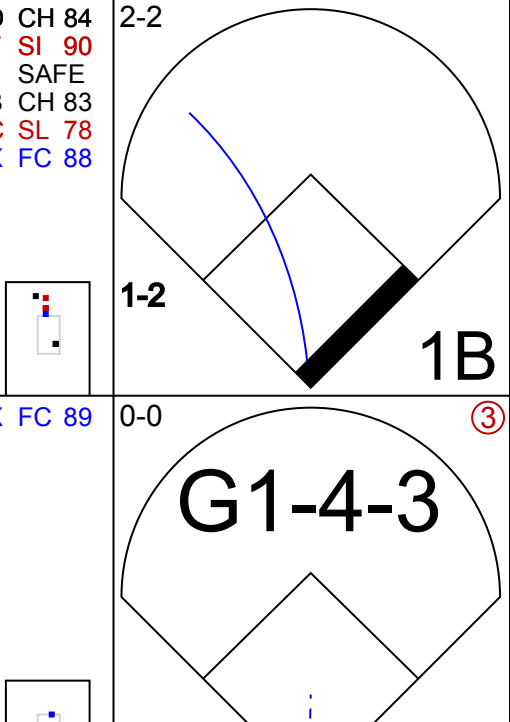
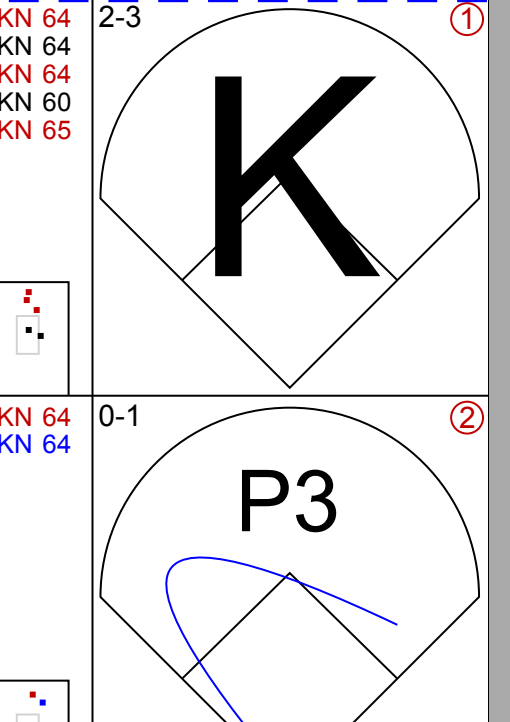
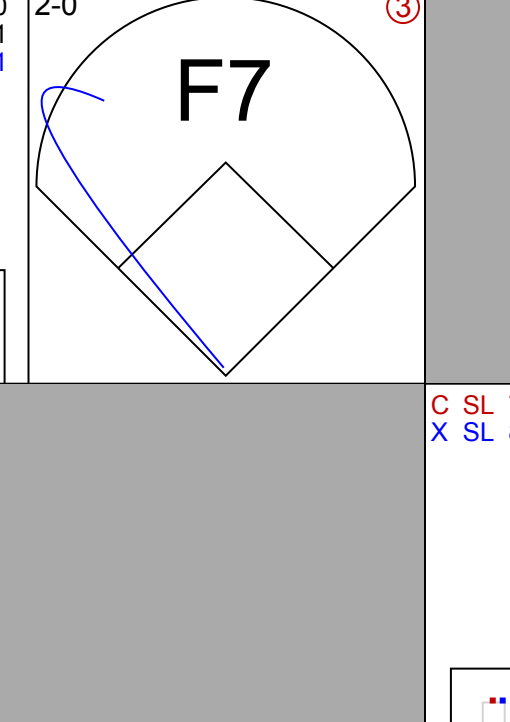
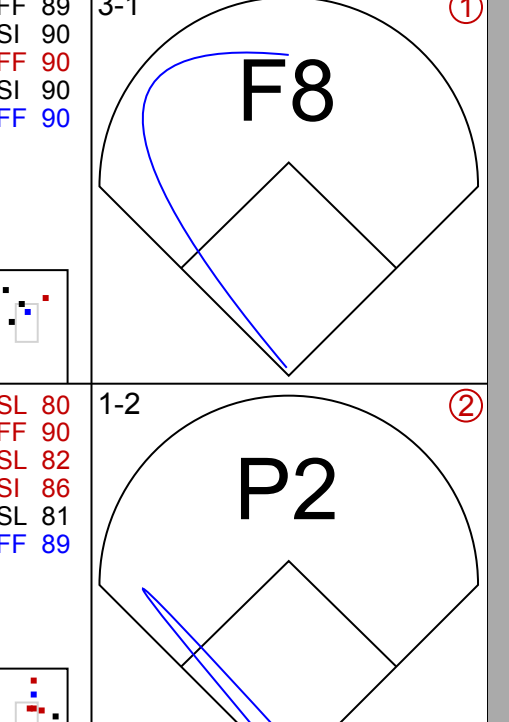

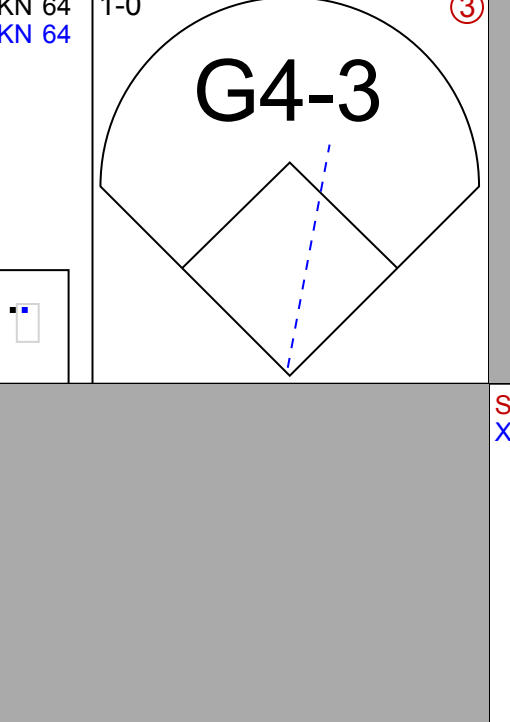
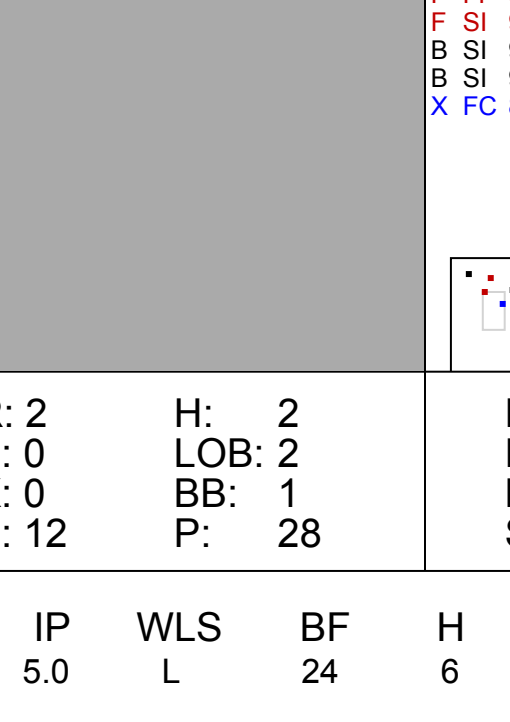
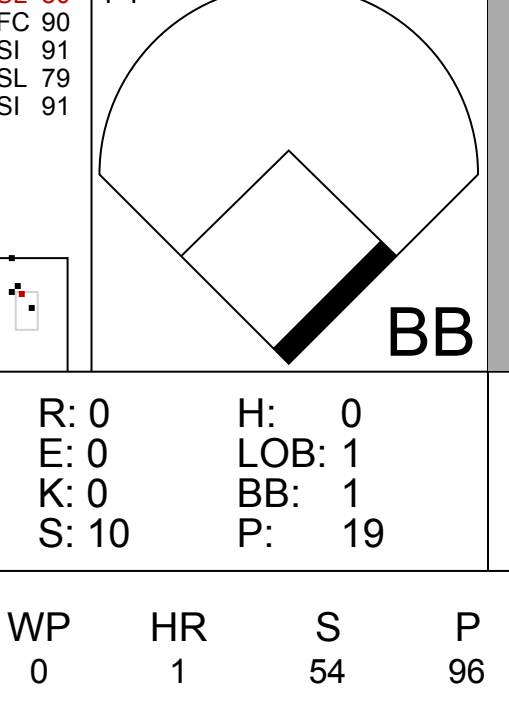
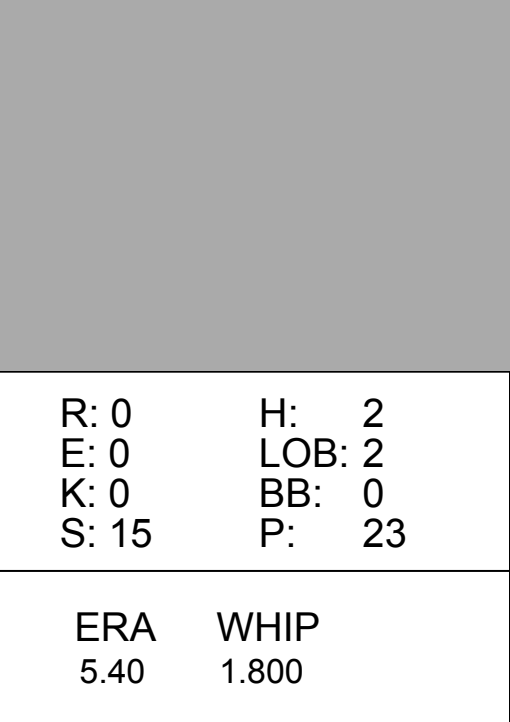
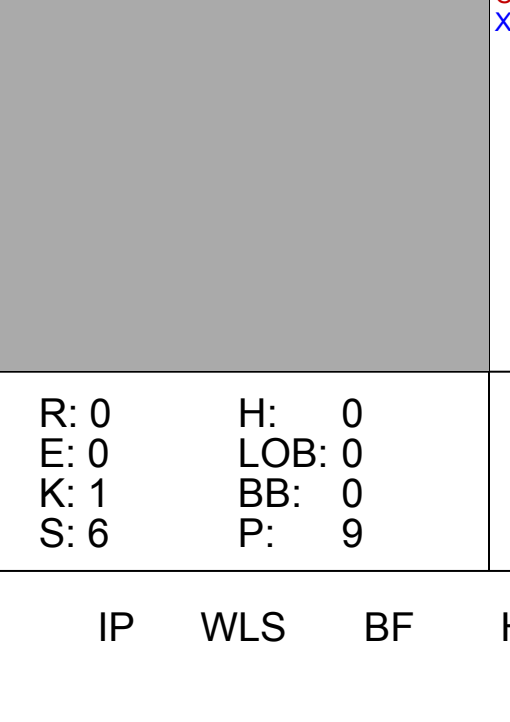




Batter	1	2	3	4	5	6	7	8	9	AB	R	H	RBI	BB	SO	LOB	TOP				
1 Juan Pierre, L (1, 7) OBP: 0.333, SLG: 0.273	G6-3		G4-3		SH1-3		G3			3	0	0	0	0	0	1	<b>Chicago White Sox @ Cleveland Indians</b> Progressive Field, Cleveland, OH Sun Apr 03 2011, 1:06 PM - 3:32 PM EDT Att. 8,726 - Overcast - 46 F				
15 Gordon Beckham, R (1, 4) OBP: 0.538, SLG: 0.545	G1-3		G6-3		HBP		P6			3	0	0	0	0	0	1					
44 Adam Dunn, L (1, 10) OBP: 0.538, SLG: 0.800	1B FC6-4		1B BB		F8		K			3	0	1	0	1	1	2					
14 Paul Konerko, R (1, 3) OBP: 0.429, SLG: 0.364	FC6-4		1B FC5-4		G5-3		P2			4	0	1	1	0	0	3					
51 Alex Rios, R (1, 8)	G6-3		FC5-4		G1-3		K			4	0	0	0	0	1	2					
20 Carlos Quentin, R (1, 9) OBP: 0.385, SLG: 1.091	E5 12 G6-3 1B		BB 10 B3-4-6 12 1B		G5-3		F8			3	0	1	0	1	0	0					
12 A.J. Pierzynski, L (1, 2) OBP: 0.385, SLG: 0.462	G6-3		1B 10 B3-4-6		G6-3		G1-3			4	0	2	0	0	0	1					
10 Alexei Ramirez, R (1, 6) OBP: 0.154, SLG: 0.231	G5-3		B3-4-6		G6-3		F7			4	0	0	0	0	0	4					
11 Omar Vizquel, S (1, 5) OBP: 0.667, SLG: 0.667	1B 15 G6-3 14 1B G4-3		1B		G3-1					3	1	2	0	0	0	0					
<b>Inning Stats</b>	R: 0 E: 0 K: 0 S: 8	H: 1 LOB: 1 BB: 0 P: 10	R: 0 E: 1 K: 0 S: 10	H: 1 LOB: 1 BB: 0 P: 14	R: 1 E: 0 K: 0 S: 13	H: 2 LOB: 2 BB: 1 P: 23	R: 0 E: 0 K: 0 S: 7	H: 1 LOB: 0 BB: 1 P: 13	R: 0 E: 0 K: 0 S: 12	H: 1 LOB: 2 BB: 0 P: 18	R: 0 E: 0 K: 0 S: 6	H: 0 LOB: 0 BB: 0 P: 7	R: 0 E: 0 K: 2 S: 7	H: 0 LOB: 0 BB: 0 P: 9	R: 0 E: 0 K: 0 S: 9	H: 0 LOB: 0 BB: 0 P: 12		1B: 6 2B: 1 3B: 1 HR: 0	SF: 0 SAC: 1 DP: 0 HBP: 1	WP: 0 PB: 0 CS: 0	PA: 35
<b>PITCHER</b>	IP WLS BF H R ER SO BB IBB HBP BLK WP HR S P ERA WHIP	7.0 W 29 7 1 1 0 2 0 0 0 0 0 0 63 98 1.29 1.286	1.0 H 3 0 0 0 2 0 0 0 0 0 0 7 9 0.00 0.000	1.0 H 3 0 0 0 0 0 0 0 0 0 0 9 12 0.00 0.000	<b>PITCHER</b>																

Batter	1	2	3	4	5	6	7	8	9	AB	R	H	RBI	BB	SO	LOB	BOTTOM			
23 Michael Brantley, L (1, 8) OBP: 0.357, SLG: 0.417	K		G4-3		SH5-4		SF7			3	0	1	1	0	1	0	<b>Chicago White Sox @ Cleveland Indians</b> Progressive Field, Cleveland, OH Sun Apr 03 2011, 1:06 PM - 3:32 PM EDT Att. 8,726 - Overcast - 46 F			
13 Asdrúbal Cabrera, S (1, 6) OBP: 0.297, SLG: 0.368	K		K		L4		SF8			4	0	0	1	0	2	4				
17 Shin-Soo Choo, L (1, 9) OBP: 0.214, SLG: 0.083	BB		G4-3		G6-3		K			3	0	0	0	1	1	0				
41 Carlos Santana, S (1, 3) OBP: 0.500, SLG: 0.692	K		1B		P3		FC3-6 48 FC3-6 1B			4	0	2	0	0	1	1				
48 Travis Hafner, L (1, 10) OBP: 0.385, SLG: 0.615	K		F8		20 HR 1B		FC3-6 28 1B 47 1B			4	2	1	0	0	1	2				
20 Orlando Cabrera, R (1, 4) OBP: 0.482, SLG: 0.667	1B		K		HR		28 1B 47 1B			4	2	3	2	0	1	1				
28 Travis Buck, L (1, 7) OBP: 0.250, SLG: 0.375	P5		G6-3		L7		6 BB 23 SF7 1B			4	1	1	0	0	0	1				
9 Jack Hannahan, L (1, 5) OBP: 0.417, SLG: 0.636	K		K		6 2B BB		6 BB 1B			2	1	0	0	1	2	1				
47 Shelley Duncan, R (8, PH) ERA: 27.0			F8		13 WP 23 1B		23 SH5-4 13 SF8 2B			1	0	1	2	0	0	0				
8 Adam Everett, R (9, 5)										0	0	0	0	0	0	0				
6 Lou Marson, R (1, 2) OBP: 0.750, SLG: 1.000	F8									3	1	2	1	1	0	0				
<b>Inning Stats</b>	R: 0 E: 0 K: 3 S: 10	H: 0 LOB: 1 BB: 1 P: 18	R: 0 E: 0 K: 2 S: 10	H: 1 LOB: 0 BB: 0 P: 16	R: 0 E: 0 K: 1 S: 9	H: 0 LOB: 0 BB: 0 P: 15	R: 0 E: 0 K: 1 S: 12	H: 1 LOB: 1 BB: 0 P: 17	R: 0 E: 0 K: 1 S: 15	H: 2 LOB: 2 BB: 0 P: 23	R: 2 E: 0 K: 0 S: 11	H: 2 LOB: 0 BB: 0 P: 15	R: 2 E: 0 K: 1 S: 9	H: 1 LOB: 1 BB: 1 P: 16	R: 3 E: 0 K: 0 S: 15	H: 4 LOB: 2 BB: 1 P: 24	1B: 9 2B: 1 3B: 0 HR: 1	SF: 2 SAC: 1 DP: 0 HBP: 0	WP: 1 PB: 0 CS: 0	PA: 38
<b>PITCHER</b>	IP WLS BF H R ER SO BB IBB HBP BLK WP HR S P ERA WHIP	6.0 L 25 6 2 2 8 1 0 0 0 0 0 14 24 3.00 1.167	1.1 H 7 2 3 3 1 1 0 0 0 0 0 2 2 20.25 2.250	0.0 H 2 0 0 0 0 0 0 0 0 0 0 2 2 ∞ ∞	0.2 H 4 1 2 2 0 1 0 0 0 0 0 8 14 27.00 3.000	<b>PITCHER</b>														







Batter	1	2	3	4	5	6	7	8	9	AB	R	H	RBI	BB	SO	LOB	TOP				
2 Jacoby Ellsbury, L OBP: 0.217, SLG: 0.333										5	0	0	1	0	3	2	<b>Boston Red Sox @ Cleveland Indians</b> Progressive Field, Cleveland, OH Wed Apr 06 2011, 7:07 PM - 10:31 PM EDT Att. 9,523 - Overcast - 39 F				
13 Carl Crawford, L OBP: 0.266, SLG: 0.211										4	1	2	0	1	0	2					
15 Dustin Pedroia, R OBP: 0.316, SLG: 0.278										3	0	0	0	0	1	3					
28 Adrián González, L OBP: 0.381, SLG: 0.600										3	1	2	2	1	1	1					
20 Kevin Youkilis, R OBP: 0.350, SLG: 0.267										4	0	0	0	0	2	4					
34 David Ortiz, L OBP: 0.300, SLG: 0.579										4	1	1	0	0	0	4					
7 J.D. Drew, L 23 Mike Cameron, R										3	1	1	0	0	2	2		<b>AB 34</b> <b>R 4</b> <b>H 7</b> <b>RBI 4</b> <b>BB 3</b> <b>SO 11</b> <b>LOB 18</b>			
33 Jason Varitek, S 12 Jed Lowrie, S 39 Jarrod Saltalamacchia, S										2	0	0	0	1	0	0					
10 Marco Scutaro, R										4	0	1	1	0	2	0		<b>WP: 0</b> <b>PA: 38</b> <b>FB: 0</b> <b>SB: 2</b> <b>CS: 0</b>			
<b>Inning Stats</b>	R: 0 H: 1 E: 0 K: 3 S: 11	H: 1 LOB: 1 BB: 0 P: 18	R: 2 H: 3 E: 0 K: 0 S: 17	H: 3 LOB: 2 BB: 1 P: 30	R: 0 H: 1 E: 0 K: 2 S: 17	H: 0 LOB: 0 BB: 0 P: 24	R: 0 H: 0 E: 0 K: 2 S: 12	H: 0 LOB: 0 BB: 0 P: 19	R: 0 H: 0 E: 0 K: 1 S: 7	H: 0 LOB: 2 BB: 2 P: 16	R: 2 H: 2 E: 0 K: 1 S: 20	H: 2 LOB: 0 BB: 0 P: 25	R: 0 H: 0 E: 0 K: 0 S: 9	H: 0 LOB: 0 BB: 0 P: 15	R: 0 H: 0 E: 0 K: 0 S: 10	H: 0 LOB: 0 BB: 0 P: 13			1B: 5 2B: 1 3B: 0 HR: 1	SF: 0 SAC: 0 DP: 0 HBP: 1	
<b>PITCHER</b>	IP WLS BF H R ER SO BB IBB HBP BLK WP HR S P ERA WHIP	IP WLS BF H R ER SO BB IBB HBP BLK WP HR S P ERA WHIP	IP WLS BF H R ER SO BB IBB HBP BLK WP HR S P ERA WHIP	IP WLS BF H R ER SO BB IBB HBP BLK WP HR S P ERA WHIP	IP WLS BF H R ER SO BB IBB HBP BLK WP HR S P ERA WHIP	IP WLS BF H R ER SO BB IBB HBP BLK WP HR S P ERA WHIP	IP WLS BF H R ER SO BB IBB HBP BLK WP HR S P ERA WHIP	IP WLS BF H R ER SO BB IBB HBP BLK WP HR S P ERA WHIP	IP WLS BF H R ER SO BB IBB HBP BLK WP HR S P ERA WHIP	51 Mitch Talbot, R ERA: 4.15	52 Vinnie Pestano, R ERA:	57 Chad Durbin, R ERA: 5.4	53 Rafael Perez, L ERA:	56 Frank Herrmann, R ERA: 9.0	49 Tony Sipp, L ERA:	51 Mitch Talbot, R ERA: 4.15	52 Vinnie Pestano, R ERA:	57 Chad Durbin, R ERA: 5.4	53 Rafael Perez, L ERA:	56 Frank Herrmann, R ERA: 9.0	49 Tony Sipp, L ERA:
Batter	1	2	3	4	5	6	7	8	9	AB	R	H	RBI	BB	SO	LOB	BOTTOM				
23 Michael Brantley, L OBP: 0.391, SLG: 0.421										4	2	1	1	1	1	3	<b>Boston Red Sox @ Cleveland Indians</b> Progressive Field, Cleveland, OH Wed Apr 06 2011, 7:07 PM - 10:31 PM EDT Att. 9,523 - Overcast - 39 F				
13 Adrián Beltrán, S										5	1	2	4	0	0	1					
17 Shin-Soo Choo, L										4	1	1	2	0	0	2					
41 Carlos Santana, S										4	0	1	0	0	1	0					
48 Travis Hafner, L										3	0	1	0	1	2	0					
20 Orlando Cabrera, R										3	0	0	0	0	0	2					
28 Travis Buck, L										3	1	0	0	0	0	2		<b>AB 31</b> <b>R 8</b> <b>H 8</b> <b>RBI 8</b> <b>BB 4</b> <b>SO 4</b> <b>LOB 11</b>			
7 Matt LaPorta, R										3	2	2	1	0	0	0					
9 Jack Hannahan, L										2	1	0	0	2	0	1		<b>WP: 0</b> <b>PA: 38</b> <b>FB: 0</b> <b>SB: 0</b> <b>CS: 0</b>			
<b>Inning Stats</b>	R: 2 H: 2 E: 0 K: 0 S: 12	H: 2 LOB: 1 BB: 1 P: 28	R: 1 H: 2 E: 0 K: 0 S: 10	H: 2 LOB: 1 BB: 1 P: 16	R: 0 H: 0 E: 0 K: 2 S: 7	H: 0 LOB: 0 BB: 0 P: 10	R: 0 H: 0 E: 0 K: 0 S: 10	H: 0 LOB: 1 BB: 1 P: 19	R: 0 H: 2 E: 0 K: 0 S: 15	H: 2 LOB: 2 BB: 0 P: 23	R: 4 H: 1 E: 0 K: 0 S: 15	H: 1 LOB: 0 BB: 1 P: 36	R: 0 H: 0 E: 0 K: 1 S: 6	H: 0 LOB: 0 BB: 0 P: 9	R: 1 H: 1 E: 0 K: 1 S: 8	H: 1 LOB: 0 BB: 0 P: 9			1B: 5 2B: 0 3B: 0 HR: 3	SF: 0 SAC: 0 DP: 1 HBP: 3	
<b>PITCHER</b>	IP WLS BF H R ER SO BB IBB HBP BLK WP HR S P ERA WHIP	IP WLS BF H R ER SO BB IBB HBP BLK WP HR S P ERA WHIP	IP WLS BF H R ER SO BB IBB HBP BLK WP HR S P ERA WHIP	IP WLS BF H R ER SO BB IBB HBP BLK WP HR S P ERA WHIP	IP WLS BF H R ER SO BB IBB HBP BLK WP HR S P ERA WHIP	IP WLS BF H R ER SO BB IBB HBP BLK WP HR S P ERA WHIP	IP WLS BF H R ER SO BB IBB HBP BLK WP HR S P ERA WHIP	IP WLS BF H R ER SO BB IBB HBP BLK WP HR S P ERA WHIP	IP WLS BF H R ER SO BB IBB HBP BLK WP HR S P ERA WHIP	18 Daisuke Matsuzaka, R ERA: 5.4	59 Denny Reyes, L ERA: 16.2	35 Dan Wheeler, R ERA: 11.57	49 Tim Wakefield, R ERA: 4.5	18 Daisuke Matsuzaka, R ERA: 5.4	59 Denny Reyes, L ERA: 16.2	35 Dan Wheeler, R ERA: 11.57	49 Tim Wakefield, R ERA: 4.5				



Batter	1	2	3	4	5	6	7	8	9	AB	R	H	RBI	BB	SO	LOB	TOP					
2 Jacoby Ellsbury, L (1, 8) OBP: 0.259, SLG: 0.333	G4-3		FC3-6 1B		G3			G5-3 BB		3	0	1	0	1	0	1	<b>Boston Red Sox @ Cleveland Indians</b> Progressive Field, Cleveland, OH Thu Apr 07 2011, 12:07 PM - 2:43 PM EDT Att: 10,594 - Cloudy - 38 F					
13 Carl Crawford, L (1, 7) OBP: 0.240, SLG: 0.174	G4-3		FC3-6		F8			G5-3		4	0	0	0	0	0	4						
15 Dustin Pedroia, R (1, 4) OBP: 0.261, SLG: 0.227	K		F8		G4-3			G1-3		4	0	0	0	0	1	4						
28 Adrián González, L (1, 3) OBP: 0.360, SLG: 0.522		BB			G4-3			F8		3	0	0	0	1	0	0						
20 Kevin Youkilis, R (1, 5) OBP: 0.292, SLG: 0.211	L4				K			G6-3		4	0	0	0	0	1	1						
34 David Ortiz, L (1, 10) OBP: 0.292, SLG: 0.500 54 Darnell McDonald, R (9, PR)	F7				K			G6-3		3	0	0	0	1	1	1						
7 J.D. Drew, L (1, 9) OBP: 0.286, SLG: 0.308	F8				K			G6-3		0	0	0	0	0	0	0						
39 Jarrod Saltalamacchia, R (1, 2) OBP: 0.188, SLG: 0.071			F7		K			L8		3	0	0	0	0	1	0						
10 Marco Scutaro, R (1, 6) OBP: 0.222, SLG: 0.176			FC3-6 2 1B BB					G4-3		2	0	2	0	1	0	0						
								F7		4	0	1	0	0	0	1						
<b>Inning Stats</b>	R: 0 E: 0 K: 1 S: 8	H: 0 LOB: 0 BB: 0 P: 11	R: 0 E: 0 K: 0 S: 10	H: 0 LOB: 1 BB: 1 P: 20	R: 0 E: 0 K: 0 S: 11	H: 1 LOB: 2 BB: 1 P: 23	R: 0 E: 0 K: 2 S: 10	H: 0 LOB: 0 BB: 0 P: 15	R: 0 E: 0 K: 1 S: 10	H: 1 LOB: 1 BB: 0 P: 17	R: 0 E: 0 K: 0 S: 7	H: 0 LOB: 0 BB: 0 P: 12	R: 0 E: 0 K: 0 S: 8	H: 0 LOB: 0 BB: 0 P: 11	R: 0 E: 0 K: 0 S: 13	H: 1 LOB: 2 BB: 1 P: 21	R: 0 E: 0 K: 0 S: 6	H: 1 LOB: 2 BB: 1 P: 12	1B: 4 2B: 0 3B: 0 HR: 0	SF: 0 SAC: 0 DP: 0 HBP: 0	WP: 0 PB: 0 SB: 0 CS: 0	PA: 34
<b>PITCHER</b>	IP WLS BF H R ER SO BB IBB HBP BLK WP HR S P ERA WHIP	IP WLS BF H R ER SO BB IBB HBP BLK WP HR S P ERA WHIP	IP WLS BF H R ER SO BB IBB HBP BLK WP HR S P ERA WHIP	IP WLS BF H R ER SO BB IBB HBP BLK WP HR S P ERA WHIP	IP WLS BF H R ER SO BB IBB HBP BLK WP HR S P ERA WHIP	IP WLS BF H R ER SO BB IBB HBP BLK WP HR S P ERA WHIP	IP WLS BF H R ER SO BB IBB HBP BLK WP HR S P ERA WHIP	IP WLS BF H R ER SO BB IBB HBP BLK WP HR S P ERA WHIP	IP WLS BF H R ER SO BB IBB HBP BLK WP HR S P ERA WHIP	IP WLS BF H R ER SO BB IBB HBP BLK WP HR S P ERA WHIP	IP WLS BF H R ER SO BB IBB HBP BLK WP HR S P ERA WHIP	IP WLS BF H R ER SO BB IBB HBP BLK WP HR S P ERA WHIP	IP WLS BF H R ER SO BB IBB HBP BLK WP HR S P ERA WHIP	IP WLS BF H R ER SO BB IBB HBP BLK WP HR S P ERA WHIP	IP WLS BF H R ER SO BB IBB HBP BLK WP HR S P ERA WHIP	IP WLS BF H R ER SO BB IBB HBP BLK WP HR S P ERA WHIP						
55 Roberto Hernandez, R (1, 1) ERA: 9.0	7.0	25	2	0	0	4	2	0	0	0	0	0	0	0	0	0	0.00	0.571				
37 Chad Durbin, R (8, 1) ERA: 4.5	0.1	3	1	0	0	0	1	0	0	0	0	0	0	0	0	0	0.00	6.000				
53 Rafael Perez, L (8, 1) ERA:	0.2	W 2	0	0	0	0	0	0	0	0	0	0	0	0	0	0	0.00	0.000				
54 Chris Perez, R (9, 1) ERA:	1.0	S 4	1	0	0	0	1	0	0	0	0	0	0	0	0	0	0.00	2.000				

Batter	1	2	3	4	5	6	7	8	9	AB	R	H	RBI	BB	SO	LOB	BOTTOM			
20 Orlando Cabrera, R (1, 4) OBP: 0.333, SLG: 0.409	G6-3		FC5-4		K			SH3-4		3	0	0	0	0	1	3	<b>Boston Red Sox @ Cleveland Indians</b> Progressive Field, Cleveland, OH Thu Apr 07 2011, 12:07 PM - 2:43 PM EDT Att: 10,594 - Cloudy - 38 F			
13 Adriánal Cabrera, S (1, 6) OBP: 0.296, SLG: 0.453	K		K		K			SH5-3		3	0	0	1	0	3	2				
17 Shin-Soo Choo, L (1, 9) OBP: 0.154, SLG: 0.208	K				G3-1			G4-3		4	0	0	0	0	1	0				
41 Carlos Santana, S (1, 2) OBP: 0.400, SLG: 0.476		G5-3			BB			K		2	0	0	0	1	1	0				
47 Shelley Duncan, R (1, 10) OBP: 0.750, SLG: 1.000	K				BB			G5-3 2B		2	0	1	0	1	1	0				
26 Austin Kearns, R (1, 7) OBP: 0.296, SLG: 0.453	G6-3				K			B2		3	0	0	0	0	1	2				
7 Matt LaPorta, R (1, 3) OBP: 0.400, SLG: 0.471								G5-3		2	0	1	0	1	0	1				
28 Travis Buck, L (1, 8) OBP: 0.200, SLG: 0.214 23 Michael Brantley, L (9, 8) OBP: 0.391, SLG: 0.421			FC6-4 FC5-4 1B		K			G4-3		3	0	0	0	0	1	3				
8 Adam Everett, R (1, 5) OBP: 0.667, SLG: 0.500					P4			SH3-4 SH5-3 BB		2	1	1	0	1	0	1				
										1B: 2 2B: 1 3B: 0 HR: 0	SF: 0 SAC: 2 DP: 0 HBP: 0	WP: 0 PB: 0 SB: 1 CS: 1	PA: 30							
<b>Inning Stats</b>	R: 0 E: 0 K: 2 S: 8	H: 0 LOB: 0 BB: 0 P: 11	R: 0 E: 0 K: 1 S: 10	H: 0 LOB: 0 BB: 0 P: 17	R: 0 E: 0 K: 1 S: 12	H: 2 LOB: 2 BB: 0 P: 18	R: 0 E: 0 K: 1 S: 12	H: 0 LOB: 1 BB: 2 P: 25	R: 0 E: 0 K: 2 S: 10	H: 0 LOB: 1 BB: 1 P: 17	R: 0 E: 0 K: 2 S: 8	H: 0 LOB: 0 BB: 0 P: 11	R: 0 E: 0 K: 0 S: 6	H: 1 LOB: 1 BB: 0 P: 10	R: 1 E: 0 K: 0 S: 7	H: 0 LOB: 0 BB: 1 P: 15	1B: 2 2B: 1 3B: 0 HR: 0	SF: 0 SAC: 2 DP: 0 HBP: 0	WP: 0 PB: 0 SB: 1 CS: 1	PA: 30
<b>PITCHER</b>	IP WLS BF H R ER SO BB IBB HBP BLK WP HR S P ERA WHIP	IP WLS BF H R ER SO BB IBB HBP BLK WP HR S P ERA WHIP	IP WLS BF H R ER SO BB IBB HBP BLK WP HR S P ERA WHIP	IP WLS BF H R ER SO BB IBB HBP BLK WP HR S P ERA WHIP	IP WLS BF H R ER SO BB IBB HBP BLK WP HR S P ERA WHIP	IP WLS BF H R ER SO BB IBB HBP BLK WP HR S P ERA WHIP	IP WLS BF H R ER SO BB IBB HBP BLK WP HR S P ERA WHIP	IP WLS BF H R ER SO BB IBB HBP BLK WP HR S P ERA WHIP	IP WLS BF H R ER SO BB IBB HBP BLK WP HR S P ERA WHIP	IP WLS BF H R ER SO BB IBB HBP BLK WP HR S P ERA WHIP	IP WLS BF H R ER SO BB IBB HBP BLK WP HR S P ERA WHIP	IP WLS BF H R ER SO BB IBB HBP BLK WP HR S P ERA WHIP	IP WLS BF H R ER SO BB IBB HBP BLK WP HR S P ERA WHIP	IP WLS BF H R ER SO BB IBB HBP BLK WP HR S P ERA WHIP	IP WLS BF H R ER SO BB IBB HBP BLK WP HR S P ERA WHIP	IP WLS BF H R ER SO BB IBB HBP BLK WP HR S P ERA WHIP				
31 Jon Lester, L (1, 1) ERA: 3.65	7.0	26	3	0	0	0	3	0	0	0	0	0	0	0	0	0	0.00	0.857		
51 Daniel Bard, R (8, 1) ERA: 16.98	1.0	L 4	0	1	1	0	1	0	0	0	0	0	0	0	0	0	9.00	1.000		




Batter	1	2	3	4	5	6	7	8	9	AB	R	H	RBI	BB	SO	LOB	TOP					
23 Michael Brantley, L (1, 8) OBP: 0.379, SLG: 0.400	G6-3		G4-3	G4-3	17 BB 41 1B		K		G4-3	6	1	2	0	0	1	2	<b>Cleveland Indians @ Seattle Mariners</b> Safeco Field, Seattle, WA Fri Apr 08 2011, 7:20 PM - 10:24 PM PDT Att: 45,731 - Partly Cloudy - 53 F					
13 Asdrúbal Cabrera, S (1, 6) OBP: 0.281, SLG: 0.517	HR		F9	K	K		G5-3			5	1	1	1	0	2	4						
17 Shin-Soo Choo, L (1, 9) OBP: 0.209, SLG: 0.222	P5									3	2	1	0	1	0	1						
28 Travis Buck, L (6, PH) OBP: 0.250, SLG: 0.333										1	0	1	0	0	0	0						
41 Carlos Santana, S (1, 2) OBP: 0.400, SLG: 0.462	P3									5	2	2	2	0	1	1						
48 Travis Hafner, L (1, 10) OBP: 0.423, SLG: 0.667	G4-3									5	2	2	4	0	0	1						
20 Orlando Cabrera, R (1, 4) OBP: 0.428, SLG: 0.480										3	1	3	1	1	0	0						
8 Adam Everett, R (8, PH) OBP: 0.500, SLG: 0.333										1	0	0	0	0	1	1						
26 Austin Kearns, R (1, 7) OBP: 0.294, SLG: 0.214	G5-4-3									5	1	2	1	0	2	2						
7 Matt LaPorta, R (1, 3) OBP: 0.400, SLG: 0.500										3	1	1	1	1	1	2						
9 Jack Hannahan, L (1, 5) OBP: 0.417, SLG: 0.524										5	1	2	1	0	1	2						
<b>Inning Stats</b>	R: 1 E: 0 K: 0 S: 11	H: 1 LOB: 0 BB: 0 P: 18	R: 0 E: 0 K: 0 S: 5	H: 1 LOB: 0 BB: 0 P: 8	R: 0 E: 0 K: 1 S: 8	H: 1 LOB: 1 BB: 0 P: 15	R: 10 E: 0 K: 2 S: 28	H: 10 LOB: 1 BB: 1 P: 50	R: 1 E: 0 K: 1 S: 14	H: 1 LOB: 2 BB: 1 P: 23	R: 0 E: 0 K: 2 S: 9	H: 1 LOB: 0 BB: 0 P: 12	R: 0 E: 0 K: 2 S: 9	H: 1 LOB: 1 BB: 0 P: 14	R: 0 E: 0 K: 1 S: 9	H: 1 LOB: 1 BB: 0 P: 13	1B: 11 2B: 4 3B: 0 HR: 2	SF: 1 SAC: 0 DP: 1 HBP: 0	WP: 1 PB: 0 SB: 0 CS: 0	PA: 46		
<b>PITCHER</b>	IP WLS BF H R ER SO BB IBB HBP BLK WP HR S P ERA WHIP	IP WLS BF H R ER SO BB IBB HBP BLK WP HR S P ERA WHIP	IP WLS BF H R ER SO BB IBB HBP BLK WP HR S P ERA WHIP	IP WLS BF H R ER SO BB IBB HBP BLK WP HR S P ERA WHIP	IP WLS BF H R ER SO BB IBB HBP BLK WP HR S P ERA WHIP	IP WLS BF H R ER SO BB IBB HBP BLK WP HR S P ERA WHIP	IP WLS BF H R ER SO BB IBB HBP BLK WP HR S P ERA WHIP	IP WLS BF H R ER SO BB IBB HBP BLK WP HR S P ERA WHIP	IP WLS BF H R ER SO BB IBB HBP BLK WP HR S P ERA WHIP	IP WLS BF H R ER SO BB IBB HBP BLK WP HR S P ERA WHIP	IP WLS BF H R ER SO BB IBB HBP BLK WP HR S P ERA WHIP	IP WLS BF H R ER SO BB IBB HBP BLK WP HR S P ERA WHIP	IP WLS BF H R ER SO BB IBB HBP BLK WP HR S P ERA WHIP	IP WLS BF H R ER SO BB IBB HBP BLK WP HR S P ERA WHIP	IP WLS BF H R ER SO BB IBB HBP BLK WP HR S P ERA WHIP	IP WLS BF H R ER SO BB IBB HBP BLK WP HR S P ERA WHIP	IP WLS BF H R ER SO BB IBB HBP BLK WP HR S P ERA WHIP					
38 Jason Vargas, L (1, 1) ERA: 7.2	3.1	L	18	9	7	7	1	0	0	0	0	0	0	0	0	0	0	18.90	2.700			
54 Tom Wilhelmson, R (4, 1) ERA: 13.5	1.2		12	5	5	4	3	2	0	0	0	0	1	1	29	51	21.60	4.200				
32 Aaron Laffey, L (6, 1) ERA:	2.0		8	1	0	0	2	1	0	0	0	0	0	0	17	33	0.00	1.000				
31 Josh Lueke, R (8, 1) ERA: 21.6	1.0		4	1	0	0	2	0	0	0	0	0	0	9	14	0.00	1.000					
50 Jamey Wright, R (9, 1) ERA:	1.0		4	1	0	0	1	0	0	0	0	0	0	9	13	0.00	1.000					
<b>Batter</b>	<b>1</b>	<b>2</b>	<b>3</b>	<b>4</b>	<b>5</b>	<b>6</b>	<b>7</b>	<b>8</b>	<b>9</b>	<b>AB</b>	<b>R</b>	<b>H</b>	<b>RBI</b>	<b>BB</b>	<b>SO</b>	<b>LOB</b>	<b>BOTTOM</b>					
51 Ichiro Suzuki, L (1, 9) OBP: 0.375, SLG: 0.321	L5-3		G4-3				K		E3	5	0	2	2	0	1	4	<b>Cleveland Indians @ Seattle Mariners</b> Safeco Field, Seattle, WA Fri Apr 08 2011, 7:20 PM - 10:24 PM PDT Att: 45,731 - Partly Cloudy - 53 F					
9 Chone Figgins, S (1, 5) OBP: 0.097, SLG: 0.233	L5-3		G4-3		F9		G1-3		F7	5	0	0	0	0	0	7						
15 Milton Bradley, S (1, 7) OBP: 0.355, SLG: 0.393	K		G4-3		K				FC5	4	0	0	1	1	2	4						
29 Jack Cust, L (1, 10) OBP: 0.333, SLG: 0.240							F7		K	5	0	1	0	0	3	3						
17 Justin Smoak, S (1, 3) OBP: 0.379, SLG: 0.375										3	0	1	0	1	0	1						
30 Miguel Olivo, R (1, 2) OBP: 0.318, SLG: 0.286							K		L4	4	0	0	0	0	3	4						
4 Adam Kennedy, L (1, 4) OBP: 0.300, SLG: 0.400										4	1	1	0	0	0	1						
26 Brendan Ryan, R (1, 6) OBP: 0.304, SLG: 0.222										3	2	1	0	0	0	0						
12 Ryan Langerhans, L (1, 8) OBP: 0.353, SLG: 0.385										0	0	0	0	4	0	0						
<b>Inning Stats</b>	R: 0 E: 0 K: 1 S: 8	H: 1 LOB: 0 BB: 0 P: 14	R: 0 E: 0 K: 2 S: 9	H: 0 LOB: 0 BB: 0 P: 13	R: 0 E: 0 K: 0 S: 8	H: 0 LOB: 1 BB: 1 P: 16	R: 0 E: 0 K: 1 S: 8	H: 1 LOB: 2 BB: 1 P: 16	R: 1 E: 0 K: 1 S: 12	H: 1 LOB: 1 BB: 1 P: 23	R: 0 E: 0 K: 1 S: 10	H: 1 LOB: 1 BB: 0 P: 17	R: 0 E: 0 K: 1 S: 14	H: 0 LOB: 1 BB: 1 P: 24	R: 0 E: 0 K: 1 S: 9	H: 0 LOB: 1 BB: 1 P: 17		R: 2 E: 1 K: 1 S: 16	H: 2 LOB: 2 BB: 1 P: 26	1B: 5 2B: 2 3B: 0 HR: 0	SF: 0 SAC: 0 DP: 1 HBP: 1	WP: 0 PB: 0 SB: 0 CS: 0
<b>PITCHER</b>	IP WLS BF H R ER SO BB IBB HBP BLK WP HR S P ERA WHIP	IP WLS BF H R ER SO BB IBB HBP BLK WP HR S P ERA WHIP	IP WLS BF H R ER SO BB IBB HBP BLK WP HR S P ERA WHIP	IP WLS BF H R ER SO BB IBB HBP BLK WP HR S P ERA WHIP	IP WLS BF H R ER SO BB IBB HBP BLK WP HR S P ERA WHIP	IP WLS BF H R ER SO BB IBB HBP BLK WP HR S P ERA WHIP	IP WLS BF H R ER SO BB IBB HBP BLK WP HR S P ERA WHIP	IP WLS BF H R ER SO BB IBB HBP BLK WP HR S P ERA WHIP	IP WLS BF H R ER SO BB IBB HBP BLK WP HR S P ERA WHIP	IP WLS BF H R ER SO BB IBB HBP BLK WP HR S P ERA WHIP	IP WLS BF H R ER SO BB IBB HBP BLK WP HR S P ERA WHIP	IP WLS BF H R ER SO BB IBB HBP BLK WP HR S P ERA WHIP	IP WLS BF H R ER SO BB IBB HBP BLK WP HR S P ERA WHIP	IP WLS BF H R ER SO BB IBB HBP BLK WP HR S P ERA WHIP	IP WLS BF H R ER SO BB IBB HBP BLK WP HR S P ERA WHIP	IP WLS BF H R ER SO BB IBB HBP BLK WP HR S P ERA WHIP	IP WLS BF H R ER SO BB IBB HBP BLK WP HR S P ERA WHIP					
59 Carlos Carrasco, R (1, 1) ERA: 5.68	6.0	W	25	4	1	1	6	3	0	0	0	0	0	0	0	0	1.50	1.167				
39 Justin Germano, R (7, 1) ERA: 7.2	2.0		8	0	0	0	2	2	0	0	0	0	0	23	41	0.00	1.000					
56 Frank Herrmann, R (9, 1) ERA: 9.0	1.0		7	2	2	1	1	1	0	0	0	0	0	16	26	9.00	3.000					



Batter	1	2	3	4	5	6	7	8	9	AB	R	H	RBI	BB	SO	LOB	TOP					
23 Michael Brantley, L (1,8) OBP: 0.394, SLG: 0.593										3	0	1	0	1	0	0						
13 Adrúbal Cabrera, S (1,6) OBP: 0.306, SLG: 0.515										4	1	2	0	0	0	1						
17 Shin-Soo Choo, L (1,9) OBP: 0.235, SLG: 0.258										4	1	2	0	0	0	0						
41 Carlos Santana, S (1,2)										4	0	0	0	0	0	5						
48 Travis Hafner, L (1,10) OBP: 0.433, SLG: 0.630 8 Adam Everett, R (9, PR) OBP: 0.500, SLG: 0.333 (9, 10)										3	0	1	0	1	0	0						
20 Orlando Cabrera, R (1,4) OBP: 0.406, SLG: 0.464										3	0	1	1	0	0	1						
28 Travis Buck, L (1,7) OBP: 0.200, SLG: 0.263										4	0	0	0	0	3	3						
7 Matt LaPorta, R (1,3) OBP: 0.393, SLG: 0.455										2	0	0	0	1	0	0						
9 Jack Hannahan, L (1,5) OBP: 0.370, SLG: 0.458										3	0	0	0	0	0	1						
<b>Inning Stats</b>	R: 0 E: 0 K: 0 S: 8	H: 1 LOB: 0 BB: 0 P: 14	R: 0 E: 0 K: 1 S: 10	H: 1 LOB: 1 BB: 0 P: 15	R: 0 E: 0 K: 1 S: 11	H: 0 LOB: 0 BB: 0 P: 14	R: 2 E: 1 K: 1 S: 15	H: 2 LOB: 1 BB: 1 P: 25	R: 0 E: 0 K: 1 S: 12	H: 2 LOB: 3 BB: 1 P: 25	R: 0 E: 0 K: 1 S: 10	H: 0 LOB: 0 BB: 0 P: 12	R: 0 E: 0 K: 0 S: 9	H: 0 LOB: 0 BB: 1 P: 14	R: 0 E: 0 K: 0 S: 7	H: 0 LOB: 0 BB: 0 P: 10	R: 0 E: 0 K: 0 S: 5	H: 1 LOB: 1 BB: 0 P: 5	1B: 7 2B: 0 3B: 0 HR: 0	SF: 1 SAC: 0 DP: 3 HBP: 0	WP: 0 PB: 0 SB: 0 CS: 0	PA: 34
<b>PITCHER</b>	IP WLS BF H R ER SO BB IBB HBP BLK WP HR S P ERA WHIP																					
58 Doug Fister, R (1,1) ERA: 2.31	6.0 L 25 6 2 1 3 1 1 0 0 0 0 0 66 105 1.50 1.167																					
31 Josh Lueke, R (7,1) ERA: 13.5	1.0 3 0 0 0 0 1 0 0 0 0 0 0 9 14 0.00 1.000																					
46 Chris Ray, R (8,1) ERA: 8.1	2.0 6 1 0 0 0 0 0 0 0 0 0 0 12 15 0.00 0.500																					

Cleveland Indians @ Seattle Mariners  
Safeco Field, Seattle, WA  
Sat Apr 09 2011, 6:12 PM - 8:56 PM PDT  
Att: 30,303 - Cloudy - 52 F


AB 30  
R 2  
H 7  
RBI 1  
BB 3  
SO 3  
LOB 11



Batter	1	2	3	4	5	6	7	8	9	AB	R	H	RBI	BB	SO	LOB	BOTTOM			
51 Ichiro Suzuki, L (1,9) OBP: 0.361, SLG: 0.313										4	0	1	0	0	0	2				
9 Chone Figgins, S (1,5) OBP: 0.143, SLG: 0.294										4	0	2	0	0	1	1				
15 Milton Bradley, S (1,7) OBP: 0.314, SLG: 0.344										4	0	0	0	0	2	2				
29 Jack Cust, L (1,10) OBP: 0.294, SLG: 0.207										4	0	0	0	0	2	2				
17 Justin Smoak, S (1,3) OBP: 0.364, SLG: 0.393										4	1	1	0	0	2	1				
30 Miguel Olivo, R (1,2) OBP: 0.308, SLG: 0.250										3	0	0	0	1	0	1				
4 Adam Kennedy, L (1,4) ERA: 1.35 1 Luis Antonio Rodriguez, PH (PH) OBP: 0.333, SLG: 0.400 (8, 4)										2	0	1	0	0	1	1				
26 Brendan Ryan, R (1,6) OBP: 0.269, SLG: 0.190 12 Ryan Langerhans, L (9, PH) OBP: 0.333, SLG: 0.357										1	0	0	0	1	1	0				
55 Michael Saunders, L (1,8) OBP: 0.143, SLG: 0.154										3	0	1	1	0	1	1				
<b>Inning Stats</b>	R: 0 E: 0 K: 2 S: 9	H: 0 LOB: 0 BB: 0 P: 15	R: 0 E: 0 K: 2 S: 13	H: 0 LOB: 1 BB: 1 P: 22	R: 0 E: 0 K: 1 S: 9	H: 1 LOB: 0 BB: 0 P: 17	R: 0 E: 0 K: 1 S: 9	H: 0 LOB: 0 BB: 0 P: 11	R: 0 E: 0 K: 2 S: 17	H: 1 LOB: 1 BB: 0 P: 22	R: 1 E: 0 K: 1 S: 14	H: 2 LOB: 2 BB: 1 P: 28	R: 0 E: 0 K: 1 S: 12	H: 1 LOB: 1 BB: 0 P: 18	R: 0 E: 0 K: 2 S: 7	H: 0 LOB: 0 BB: 0 P: 13	1B: 3 2B: 3 3B: 0 HR: 0	SF: 0 SAC: 0 DP: 0 HBP: 0	WP: 2 PB: 0 SB: 0 CS: 0	PA: 35
<b>PITCHER</b>	IP WLS BF H R ER SO BB IBB HBP BLK WP HR S P ERA WHIP																			
63 Justin Masterson, R (1,1) ERA: 1.35	6.1 W 24 4 1 1 9 1 0 0 0 0 0 0 75 111 1.42 0.789																			
53 Rafael Perez, L (7,1) ERA: 1.35	0.2 H 4 1 0 0 1 1 0 0 0 0 0 0 7 16 0.00 3.000																			
49 Tony Sipp, L (8,1) ERA: 1.35	1.0 H 4 1 0 0 1 0 0 0 0 0 0 0 12 18 0.00 1.000																			
54 Chris Perez, R (9,1) ERA: 1.35	1.0 S 3 0 0 0 2 0 0 0 0 0 0 0 7 13 0.00 0.000																			

Cleveland Indians @ Seattle Mariners  
Safeco Field, Seattle, WA  
Sat Apr 09 2011, 6:12 PM - 8:56 PM PDT  
Att: 30,303 - Cloudy - 52 F

AB 33  
R 1  
H 6  
RBI 1  
BB 2  
SO 13  
LOB 14





Batter	1	2	3	4	5	6	7	8	9	AB	R	H	RBI	BB	SO	LOB	TOP											
23 Michael Brantley, L OBP: 0.368, SLG: 0.594										5	1	1	1	0	1	1												
13 Asdrúbal Cabrera, S OBP: 0.341, SLG: 0.665										5	1	3	2	0	0	0												
17 Shin-Soo Choo, L OBP: 0.263, SLG: 0.286										4	1	2	0	0	2	2												
41 Carlos Santana, S OBP: 0.316, SLG: 0.353										4	1	0	0	0	1	4												
47 Shelley Duncan, R OBP: 0.500, SLG: 0.714 26 Austin Kearns, R OBP: 0.294, SLG: 0.214										4	0	1	1	0	2	1												
20 Orlando Cabrera, R OBP: 0.417, SLG: 0.500										4	0	2	0	0	1	1												
7 Matt LaPorta, R OBP: 0.344, SLG: 0.385										4	0	0	0	0	2	2												
9 Jack Hannahan, L OBP: 0.355, SLG: 0.536										4	1	1	1	0	1	1												
6 Lou Marson, R OBP: 0.625, SLG: 0.833										3	1	1	0	1	2	0												
<b>Inning Stats</b>	R: 2 E: 0 K: 0 S: 16	H: 3 LOB: 1 BB: 0 P: 21	R: 2 E: 0 K: 1 S: 10	H: 3 LOB: 1 BB: 0 P: 16	R: 1 E: 1 K: 3 S: 13	H: 2 LOB: 1 BB: 0 P: 16	R: 1 E: 0 K: 2 S: 18	H: 2 LOB: 2 BB: 1 P: 30	R: 0 E: 0 K: 1 S: 6	H: 0 LOB: 0 BB: 0 P: 7	R: 0 E: 0 K: 1 S: 7	H: 0 LOB: 0 BB: 0 P: 13	R: 0 E: 0 K: 1 S: 6	H: 0 LOB: 0 BB: 0 P: 10	R: 0 E: 0 K: 2 S: 10	H: 1 LOB: 1 BB: 0 P: 17	R: 0 E: 0 K: 1 S: 9	H: 0 LOB: 0 BB: 0 P: 15	1B: 5 2B: 4 3B: 0 HR: 2	SF: 0 SAC: 0 DP: 0 HBP: 0	WP: 2 PB: 0 SB: 0 CS: 0	PA: 38						
<b>PITCHER</b>	IP	WLS	BF	H	R	ER	SO	BB	IBB	HBP	BLK	WP	HR	S	P	ERA	WHIP											
45 Erik Bedard, L ERA: 9.0	(1, 1)	4.0	L	22	10	6	6	6	1	0	0	0	1	2	57	83	13.50	2.750										
39 David Pauley, R ERA: 1.53	(5, 1)	3.0		9	0	0	0	3	0	0	0	0	0	19	30	0.00	0.000											
50 Jamey Wright, R ERA:	(8, 1)	1.0		4	1	0	0	2	0	0	0	0	1	0	10	17	0.00	1.000										
43 Brandon League, R ERA:	(9, 1)	1.0		3	0	0	0	1	0	0	0	0	0	9	15	0.00	0.000											

Cleveland Indians @ Seattle Mariners  
Safeco Field, Seattle, WA  
Sun Apr 10 2011, 1:12 PM - 3:59 PM PDT  
Att: 21,122 - Cloudy - 56 F

AB 37  
R 6  
H 11  
RBI 5  
BB 1  
SO 12  
LOB 12



Batter	1	2	3	4	5	6	7	8	9	AB	R	H	RBI	BB	SO	LOB	BOTTOM											
51 Ichiro Suzuki, L OBP: 0.325, SLG: 0.278										4	0	0	0	0	1	1												
9 Chone Figgins, S OBP: 0.154, SLG: 0.270										3	1	0	0	1	0	0												
4 Adam Kennedy, L OBP: 0.313, SLG: 0.438										4	0	1	0	0	1	0												
29 Jack Cust, L OBP: 0.316, SLG: 0.219										3	0	1	0	1	1	2												
17 Justin Smoak, S OBP: 0.324, SLG: 0.355										3	1	0	1	0	1	2												
12 Ryan Langerhans, L OBP: 0.318, SLG: 0.500										4	1	1	2	0	1	2												
1 Luis Antonio Rodriguez, S OBP: 0.200, SLG: 0.222										4	0	0	0	0	1	1												
55 Michael Saunders, L OBP: 0.235, SLG: 0.400										2	1	1	1	1	0	0												
5 Chris Gimenez, R OBP: 0.333, SLG: 0.333										3	0	1	0	0	0	1												
<b>Inning Stats</b>	R: 0 E: 0 K: 1 S: 8	H: 0 LOB: 0 BB: 0 P: 10	R: 0 E: 0 K: 1 S: 9	H: 1 LOB: 1 BB: 0 P: 13	R: 0 E: 0 K: 0 S: 7	H: 0 LOB: 0 BB: 0 P: 12	R: 1 E: 0 K: 2 S: 13	H: 1 LOB: 1 BB: 1 P: 24	R: 0 E: 0 K: 0 S: 6	H: 0 LOB: 0 BB: 1 P: 11	R: 0 E: 0 K: 0 S: 9	H: 0 LOB: 0 BB: 0 P: 14	R: 3 E: 0 K: 0 S: 21	H: 3 LOB: 1 BB: 1 P: 30	R: 0 E: 0 K: 1 S: 8	H: 0 LOB: 0 BB: 0 P: 15	R: 0 E: 0 K: 1 S: 9	H: 0 LOB: 0 BB: 0 P: 12	1B: 3 2B: 0 3B: 0 HR: 2	SF: 1 SAC: 0 DP: 1 HBP: 0	WP: 0 PB: 0 SB: 0 CS: 0	PA: 34						
<b>PITCHER</b>	IP	WLS	BF	H	R	ER	SO	BB	IBB	HBP	BLK	WP	HR	S	P	ERA	WHIP											
43 Josh Tomlin, R ERA: 2.83	(1, 1)	6.2	W	25	3	3	3	4	3	0	0	0	0	1	66	104	4.05	0.900										
37 Chad Durbin, R ERA: 9.0	(7, 1)	0.0		2	2	1	1	0	0	0	0	0	1	5	7	∞	∞											
53 Rafael Perez, L ERA:	(7, 1)	0.1	H	1	0	0	0	0	0	0	0	0	0	2	3	0.00	0.000											
49 Tony Sipp, L ERA:	(8, 1)	1.0	H	3	0	0	0	1	0	0	0	0	0	8	15	0.00	0.000											
54 Chris Perez, R ERA:	(9, 1)	1.0	S	3	0	0	0	1	0	0	0	0	0	9	12	0.00	0.000											

Cleveland Indians @ Seattle Mariners  
Safeco Field, Seattle, WA  
Sun Apr 10 2011, 1:12 PM - 3:59 PM PDT  
Att: 21,122 - Cloudy - 56 F

AB 30  
R 4  
H 5  
RBI 4  
BB 3  
SO 6  
LOB 9





Batter	1	2	3	4	5	6	7	8	9	AB	R	H	RBI	BB	SO	LOB	TOP										
23 Michael Brantley, L OBP: 0.381, SLG: 0.589	F8	G6-3				BB	G6-3			3	0	1	0	1	0	0	<b>Cleveland Indians @ Los Angeles Angels</b> Angel Stadium of Anaheim, Anaheim, CA Mon Apr 11 2011, 7:08 PM - 9:32 PM PDT Att: 32,864 - Clear - 64 F										
13 Asdrúbal Cabrera, S OBP: 0.356, SLG: 0.659	HR		G6-3			BB	G6-3			3	1	1	1	1	0	1											
17 Shin-Soo Choo, L OBP: 0.282, SLG: 0.263	F9				BB		G3			3	0	0	0	1	0	4											
41 Carlos Santana, S OBP: 0.286, SLG: 0.316	K		G4-3							4	0	0	0	0	1	1											
48 Travis Hafner, L OBP: 0.412, SLG: 0.581		G3		K						4	0	1	0	0	1	0											
20 Orlando Cabrera, R OBP: 0.400, SLG: 0.472		HR		G4-3						4	1	1	0	0	0	1											
26 Austin Kearns, R OBP: 0.333, SLG: 0.294		HR		G5-3						3	1	1	0	1	1	0											
7 Matt LaPorta, R OBP: 0.361, SLG: 0.483		HR								3	1	1	3	1	0	2											
9 Jack Hannahan, L OBP: 0.314, SLG: 0.469		K								4	0	0	0	0	1	1											
<b>Inning Stats</b>	R: 1 H: 1 E: 0 K: 1 S: 9	L: 1 LOB: 0 BB: 0 P: 16	R: 3 H: 3 E: 0 K: 1 S: 15	L: 3 LOB: 0 BB: 0 P: 25	R: 0 H: 0 E: 0 K: 0 S: 4	L: 0 LOB: 0 BB: 1 P: 11	R: 0 H: 0 E: 0 K: 1 S: 9	L: 0 LOB: 0 BB: 0 P: 14	R: 0 H: 0 E: 0 K: 0 S: 7	L: 1 LOB: 2 BB: 1 P: 15	R: 0 H: 1 E: 0 K: 0 S: 9	L: 1 LOB: 1 BB: 0 P: 16	R: 0 H: 0 E: 0 K: 0 S: 5	L: 0 LOB: 0 BB: 0 P: 8	R: 0 H: 0 E: 0 K: 1 S: 7	L: 0 LOB: 0 BB: 0 P: 11		1B: 3 2B: 1 3B: 0 HR: 2	SF: 0 SAC: 0 DP: 1 HBP: 0	WP: 0 PB: 0 SB: 1 CS: 1	PA: 36						
<b>PITCHER</b>	IP	WLS	BF	H	R	ER	SO	BB	IBB	HBP	BLK	WP	HR	S	P	ERA	WHIP										
52 Tyler Chatwood, R ERA: 7.2	5.0	L	21	4	4	4	3	4	0	0	0	0	2	46	90	7.20	1.600										
45 Francisco Rodriguez, R ERA:	2.0		9	2	0	0	0	1	0	0	0	0	0	16	31	0.00	1.500										
37 Scott Downs, L ERA:	1.0		3	0	0	0	0	0	0	0	0	0	0	5	8	0.00	0.000										
63 Rich Thompson, R ERA: 1.59	1.0		3	0	0	0	1	0	0	0	0	0	0	7	11	0.00	0.000										

Batter	1	2	3	4	5	6	7	8	9	AB	R	H	RBI	BB	SO	LOB	BOTTOM										
13 Maicer Izturis, S OBP: 0.357, SLG: 0.475	F7		F8							4	0	0	0	0	0	1	<b>Cleveland Indians @ Los Angeles Angels</b> Angel Stadium of Anaheim, Anaheim, CA Mon Apr 11 2011, 7:08 PM - 9:32 PM PDT Att: 32,864 - Clear - 64 F										
47 Howie Kendrick, R OBP: 0.468, SLG: 0.750	K									4	0	1	0	0	2	1											
53 Bobby Abreu, L OBP: 0.511, SLG: 0.514	BB		F8							2	0	1	0	2	0	1											
48 Torii Hunter, R OBP: 0.333, SLG: 0.422	G6-3									4	0	0	0	0	1	3											
10 Vernon Wells, R OBP: 0.149, SLG: 0.114		G6-3								4	0	0	0	0	1	1											
6 Alberto Callaspo, S OBP: 0.438, SLG: 0.588		G4-3								4	0	1	0	0	0	1											
44 Mark Trumbo, R OBP: 0.278, SLG: 0.361										3	0	1	0	0	1	1											
16 Hank Conger, L OBP: 0.250, SLG: 0.500										3	0	1	0	0	0	1											
25 Peter Bourjos, R OBP: 0.270, SLG: 0.303										3	0	0	0	0	0	1											
<b>Inning Stats</b>	R: 0 H: 0 E: 0 K: 1 S: 14	L: 1 LOB: 1 BB: 1 P: 23	R: 0 H: 1 E: 0 K: 0 S: 8	L: 1 LOB: 0 BB: 0 P: 11	R: 0 H: 1 E: 0 K: 0 S: 7	L: 1 LOB: 1 BB: 0 P: 12	R: 0 H: 1 E: 0 K: 0 S: 8	L: 1 LOB: 1 BB: 0 P: 10	R: 0 H: 0 E: 0 K: 1 S: 7	L: 0 LOB: 0 BB: 1 P: 14	R: 0 H: 0 E: 0 K: 1 S: 10	L: 0 LOB: 0 BB: 0 P: 16	R: 0 H: 0 E: 0 K: 1 S: 7	L: 0 LOB: 0 BB: 0 P: 11	R: 0 H: 1 E: 0 K: 1 S: 9	L: 1 LOB: 0 BB: 0 P: 15		1B: 4 2B: 1 3B: 0 HR: 0	SF: 0 SAC: 0 DP: 1 HBP: 0	WP: 0 PB: 0 SB: 0 CS: 0	PA: 33						
<b>PITCHER</b>	IP	WLS	BF	H	R	ER	SO	BB	IBB	HBP	BLK	WP	HR	S	P	ERA	WHIP										
51 Mitch Talbot, R ERA: 1.46	8.0	W	30	5	0	0	0	2	0	0	0	0	0	5	9	0.00	0.875										
52 Vinnie Pestano, R ERA:	1.0		3	0	0	0	1	0	0	0	0	0	0	5	9	0.00	0.000										



Batter	1	2	3	4	5	6	7	8	9	AB	R	H	RBI	BB	SO	LOB	TOP					
23 Michael Brantley, L (1,8) OBP: 0.348, SLG: 0.350										4	0	0	0	0	0	1	<b>Cleveland Indians @ Los Angeles Angels</b> Angel Stadium of Anaheim, Anaheim, CA Tue Apr 12 2011, 7:07 PM - 9:21 PM PDT Att. 43,529 - Clear - 63 F <a href="http://livebaseballscorecards.com">livebaseballscorecards.com</a>					
13 Asdrúbal Cabrera, S (1,6) OBP: 0.327, SLG: 0.660										4	0	0	0	0	1	0						
17 Shin-Soo Choo, L (1,9) OBP: 0.261, SLG: 0.262										4	0	1	0	0	1	0						
41 Carlos Santana, S (1,2) OBP: 0.289, SLG: 0.300										2	0	0	0	1	1							
48 Travis Hafner, L (1,10) OBP: 0.378, SLG: 0.529										3	0	0	0	0	1	2						
20 Orlando Cabrera, R (1,4) OBP: 0.372, SLG: 0.436										3	0	0	0	0	0	1						
28 Travis Buck, L (1,7) OBP: 0.174, SLG: 0.227										3	0	0	0	0	1	0						
7 Matt LaPorta, R (1,3) OBP: 0.333, SLG: 0.438										3	0	0	0	0	1	0						
9 Jack Hannahan, L (1,5) OBP: 0.316, SLG: 0.441										2	0	0	0	1	2	0						
<b>Inning Stats</b>	R: 0 E: 0 K: 2 S: 8	H: 0 LOB: 0 BB: 0 P: 13	R: 0 E: 1 K: 1 S: 9	H: 0 LOB: 0 BB: 0 P: 15	R: 0 E: 0 K: 0 S: 10	H: 0 LOB: 1 BB: 1 P: 16	R: 0 E: 0 K: 1 S: 12	H: 1 LOB: 1 BB: 0 P: 18	R: 0 E: 0 K: 1 S: 11	H: 0 LOB: 0 BB: 0 P: 16	R: 0 E: 0 K: 1 S: 8	H: 0 LOB: 1 BB: 1 P: 13	R: 0 E: 0 K: 0 S: 8	H: 0 LOB: 1 BB: 1 P: 15	R: 0 E: 0 K: 2 S: 7	H: 0 LOB: 0 BB: 0 P: 9	R: 0 E: 0 K: 0 S: 7	H: 0 LOB: 0 BB: 0 P: 10	1B: 1 2B: 0 3B: 0 HR: 0	SF: 0 SAC: 0 DP: 0 HBP: 0	WP: 0 PB: 0 SB: 0 CS: 1	PA: 31
<b>PITCHER</b> 24 Dan Haren, R (1,1) ERA: 0.73	IP: 9.0 WLS: W BF: 30 H: 1 R: 0 ER: 0 SO: 8 BB: 2 IBB: 0 HBP: 0 BLK: 0 WP: 0 HR: 0 S: 80 P: 125 ERA: 0.00 WHIP: 0.333															<b>PITCHER</b> IP: WLS: BF: H: R: ER: SO: BB: IBB: HBP: BLK: WP: HR: S: P: ERA: WHIP						

Batter	1	2	3	4	5	6	7	8	9	AB	R	H	RBI	BB	SO	LOB	BOTTOM			
13 Maicer Izturis, S (1,6) OBP: 0.348, SLG: 0.455										4	0	1	0	0	1	1	<b>Cleveland Indians @ Los Angeles Angels</b> Angel Stadium of Anaheim, Anaheim, CA Tue Apr 12 2011, 7:07 PM - 9:21 PM PDT Att. 43,529 - Clear - 63 F <a href="http://livebaseballscorecards.com">livebaseballscorecards.com</a>			
47 Howie Kendrick, R (1,4) OBP: 0.431, SLG: 0.682										4	0	0	0	0	1	2				
53 Bobby Abreu, L (1,10) OBP: 0.529, SLG: 0.500										1	0	0	0	3	0	0				
48 Torii Hunter, R (1,9) OBP: 0.308, SLG: 0.388										4	0	0	0	0	0	5				
6 Alberto Callaspo, S (1,5) OBP: 0.405, SLG: 0.541										3	0	0	0	0	1	2				
44 Mark Trumbo, R (1,3) OBP: 0.282, SLG: 0.436										3	1	1	1	0	1	0				
77 Reggie Willits, S (1,7) OBP: 0.192, SLG: 0.423										3	0	0	0	0	1	0				
5 Jeff Mathis, R (1,2) OBP: 0.192, SLG: 0.423										3	0	0	0	0	0	0				
25 Peter Bourjos, R (1,8) OBP: 0.300, SLG: 0.444										3	1	2	1	0	1	0				
<b>Inning Stats</b>	R: 0 E: 0 K: 0 S: 9	H: 1 LOB: 2 BB: 1 P: 20	R: 0 E: 0 K: 0 S: 8	H: 0 LOB: 0 BB: 0 P: 14	R: 1 E: 0 K: 1 S: 9	H: 1 LOB: 0 BB: 0 P: 15	R: 0 E: 0 K: 2 S: 9	H: 0 LOB: 0 BB: 0 P: 14	R: 0 E: 0 K: 0 S: 8	H: 0 LOB: 1 BB: 1 P: 12	R: 1 E: 0 K: 0 S: 6	H: 1 LOB: 0 BB: 0 P: 9	R: 0 E: 0 K: 1 S: 14	H: 1 LOB: 2 BB: 1 P: 21	R: 0 E: 0 K: 1 S: 14	H: 1 LOB: 0 BB: 1 P: 21	1B: 1 2B: 1 3B: 0 HR: 2	SF: 0 SAC: 0 DP: 0 HBP: 0	WP: 0 PB: 0 SB: 0 CS: 0	PA: 31
<b>PITCHER</b> 55 Roberto Hernandez, R (1,1) ERA: 6.11 56 Frank Herrmann, R (8,1) ERA: 8.31	IP: 7.2 WLS: L BF: 30 H: 4 R: 2 ER: 2 SO: 6 BB: 3 IBB: 0 HBP: 0 BLK: 0 WP: 0 HR: 0 S: 70 P: 118 ERA: 2.35 WHIP: 0.913															<b>PITCHER</b> IP: WLS: BF: H: R: ER: SO: BB: IBB: HBP: BLK: WP: HR: S: P: ERA: WHIP				



Batter	1	2	3	4	5	6	7	8	9	10	11	12	AB	R	H	RBI	BB	SO	LOB	TOP				
23 Michael Brantley, L OBP: 0.373, SLG: 0.440	F7		1B		2B			1B		G3			5	1	3	1	0	0	0					
13 Asdrubal Cabrera, S OBP: 0.333, SLG: 0.612	17 SF8		G4-3		G4-3			FC5-2-5 G1-4-3		BB			4	1	1	0	1	0	4					
17 Shin-Soo Choo, L OBP: 0.275, SLG: 0.267	SF8				48 WP 41 S			G1-4-3		K			3	0	1	2	1	1	2					
41 Carlos Santana, S OBP: 0.280, SLG: 0.273	F8				20 21-4-3			G3		K			4	0	0	0	1	1	2					
48 Travis Hafner, L OBP: 0.333, SLG: 0.462		G4-3			K			K2-5-2		G4-3			5	0	0	0	0	2	3					
20 Orlando Cabrera, R OBP: 0.333, SLG: 0.386	F9				G1-4-6-3			F8		F9			5	0	0	0	0	0	2					
26 Austin Kearns, R OBP: 0.308, SLG: 0.238	F7				G4-3			K		BB			4	0	0	0	1	1	0					
7 Matt LaPorta, R OBP: 0.285, SLG: 0.378			P6		F8			P4		K			5	0	0	0	0	2	1					
8 Adam Everett, R OBP: 0.444, SLG: 0.375	G1-3				23 2B			23 1B		G5-3			5	1	2	0	0	0	0					
<b>Inning Stats</b>	R: 1 E: 0 K: 0 S: 9	H: 1 LOB: 0 BB: 16	R: 0 E: 0 K: 8 S: 8	H: 0 LOB: 0 BB: 11	R: 0 E: 0 K: 8 S: 8	H: 1 LOB: 1 BB: 13	R: 0 E: 0 K: 1 S: 9	H: 1 LOB: 1 BB: 18	R: 1 E: 0 K: 1 S: 10	H: 2 LOB: 1 BB: 16	R: 0 E: 0 K: 1 S: 7	H: 0 LOB: 1 BB: 15	R: 0 E: 0 K: 1 S: 10	H: 0 LOB: 1 BB: 14	R: 0 E: 0 K: 1 S: 10	H: 0 LOB: 1 BB: 17	R: 0 E: 0 K: 1 S: 4	H: 0 LOB: 0 BB: 6	R: 0 E: 0 K: 1 S: 8	H: 0 LOB: 0 BB: 16	1B: 5 2B: 2 3B: 1 HR: 0	SF: 1 SAC: 0 DP: 2 HBP: 0	WP: 2 PB: 0 SB: 2 CS: 0	PA: 45
<b>PITCHER</b>	IP WLS BF H R ER SO BB IBB HBP BLK WP HR S P ERA WHIP	54 Ervin Santana, R ERA: 3.74	7.0 0.2 27 6 3 3 3 2 0 0 0 1 0 60 105 3.86 1.143	37 Scott Downs, L ERA:	0.2 B 3 1 0 0 0 0 0 0 0 1 0 5 11 0.00 1.500	56 Fernando Rodney, R ERA: 3.18	1.1 5 0 0 0 2 1 0 0 0 0 0 0 13 20 0.00 0.750	51 Jordan Walden, R ERA:	1.0 4 0 0 0 1 1 0 0 0 0 0 0 9 17 0.00 1.000	21 Hisanori Takahashi, L ERA: 5.08	2.0 W 6 0 0 0 0 1 0 0 0 0 0 12 22 0.00 0.000	<b>PITCHER</b>	IP WLS BF H R ER SO BB IBB HBP BLK WP HR S P ERA WHIP	54 Ervin Santana, R ERA: 3.74	7.0 0.2 27 6 3 3 3 2 0 0 0 1 0 60 105 3.86 1.143	37 Scott Downs, L ERA:	0.2 B 3 1 0 0 0 0 0 0 0 1 0 5 11 0.00 1.500	56 Fernando Rodney, R ERA: 3.18	1.1 5 0 0 0 2 1 0 0 0 0 0 0 13 20 0.00 0.750	51 Jordan Walden, R ERA:	1.0 4 0 0 0 1 1 0 0 0 0 0 0 9 17 0.00 1.000	21 Hisanori Takahashi, L ERA: 5.08	2.0 W 6 0 0 0 0 1 0 0 0 0 0 12 22 0.00 0.000	

Cleveland Indians @ Los Angeles Angels  
Angel Stadium of Anaheim, Anaheim, CA  
Wed Apr 13 2011, 4:07 PM - 7:23 PM PDT  
Att. 31,049 - Partly Cloudy - 64 F

AB 40  
R 3  
H 7  
RBI 3  
BB 4  
SO 7  
LOB 14



Batter	1	2	3	4	5	6	7	8	9	10	11	12	AB	R	H	RBI	BB	SO	LOB	BOTTOM			
25 Peter Bourjos, R OBP: 0.297, SLG: 0.390	K		K		K			K			B1-3		5	0	0	0	0	4	1				
47 Howie Kendrick, R OBP: 0.411, SLG: 0.663	G5-3				E6			G6-3		K			5	1	1	0	0	1	1				
53 Bobby Abreu, L OBP: 0.518, SLG: 0.476	G3				48 HR			G3-1		F8			4	1	1	0	1	0	0				
48 Torii Hunter, R OBP: 0.299, SLG: 0.426	K				HR			G6-4-3		K			5	1	1	2	0	2	1				
10 Vernon Wells, R OBP: 0.154, SLG: 0.122	F7				F8			K		P4			5	1	1	0	0	1	0				
6 Alberto Callaspo, S OBP: 0.404, SLG: 0.512			G4-3		G4-3			G4-3		K			4	0	1	0	1	1	0				
44 Mark Trumbo, R OBP: 0.273, SLG: 0.395	F9				F8			F9		P6			4	0	0	0	1	0	1				
16 Hank Conger, L OBP: 0.375, SLG: 0.500					G4-3			G4-3					2	0	1	0	2	0	0				
77 Reggie Willits, S (10, PR)					3 35-4-3			3 SH-4					0	0	0	0	0	0	0				
5 Jeff Mathis, R OBP: 0.185, SLG: 0.423					BB			BB					0	0	0	1	0	0	0				
3 Brandon Wood, R OBP: 0.111, SLG: 0.111			G5-4-3		SH-4			F7		F9			1	0	0	0	0	0	1				
13 Maicer Izturis, S OBP: 0.333, SLG: 0.435													2	0	0	0	0	0	1				
<b>Inning Stats</b>	R: 0 E: 0 K: 1 S: 10	H: 0 LOB: 0 BB: 14	R: 0 E: 0 K: 1 S: 8	H: 1 LOB: 1 BB: 12	R: 0 E: 0 K: 1 S: 12	H: 0 LOB: 0 BB: 12	R: 3 E: 1 K: 0 S: 12	H: 2 LOB: 1 BB: 19	R: 0 E: 0 K: 1 S: 11	H: 1 LOB: 0 BB: 15	R: 0 E: 0 K: 0 S: 9	H: 0 LOB: 0 BB: 12	R: 0 E: 0 K: 1 S: 8	H: 0 LOB: 0 BB: 16	R: 0 E: 0 K: 0 S: 6	H: 0 LOB: 0 BB: 8	R: 1 E: 0 K: 0 S: 10	H: 1 LOB: 2 BB: 19	1B: 4 2B: 1 3B: 0 HR: 1	SF: 1 SAC: 1 DP: 2 HBP: 0	WP: 1 PB: 0 SB: 0 CS: 0	PA: 44	
<b>PITCHER</b>	IP WLS BF H R ER SO BB IBB HBP BLK WP HR S P ERA WHIP	59 Carlos Carrasco, R ERA: 5.03	7.0 1.0 26 3 0 0 0 2 2 0 0 0 0 0 9 12 0.00 0.000	52 Vinny Pestano, R ERA:	0.1 6 0 0 0 2 1 0 0 0 0 0 0 15 27 0.00 0.600	49 Tony Sipp, L ERA:	1.2 6 0 0 0 2 1 0 0 0 0 0 0 8 11 0.00 0.000	54 Chris Perez, R ERA:	1.1 4 0 0 0 0 0 0 0 0 0 0 0 8 11 0.00 0.000	37 Chad Durbin, R ERA: 10.13	0.2 L 5 1 1 1 0 1 1 0 0 1 0 10 19 13.50 3.000	<b>PITCHER</b>	IP WLS BF H R ER SO BB IBB HBP BLK WP HR S P ERA WHIP	59 Carlos Carrasco, R ERA: 5.03	7.0 1.0 26 3 0 0 0 2 2 0 0 0 0 0 9 12 0.00 0.000	52 Vinny Pestano, R ERA:	0.1 6 0 0 0 2 1 0 0 0 0 0 0 15 27 0.00 0.600	49 Tony Sipp, L ERA:	1.2 6 0 0 0 2 1 0 0 0 0 0 0 8 11 0.00 0.000	54 Chris Perez, R ERA:	1.1 4 0 0 0 0 0 0 0 0 0 0 0 8 11 0.00 0.000	37 Chad Durbin, R ERA: 10.13	0.2 L 5 1 1 1 0 1 1 0 0 1 0 10 19 13.50 3.000

Cleveland Indians @ Los Angeles Angels  
Angel Stadium of Anaheim, Anaheim, CA  
Wed Apr 13 2011, 4:07 PM - 7:23 PM PDT  
Att. 31,049 - Partly Cloudy - 64 F

AB 37  
R 4  
H 6  
RBI 3  
BB 5  
SO 9  
LOB 6





Batter	1	2	3	4	5	6	7	8	9	AB	R	H	RBI	BB	SO	LOB	TOP			
1 Brian Roberts, S OBP: 0.250, SLG: 0.471 11 Robert Andino, R (8, 4)	F8			FC5-4 21 1B		25 BB 1B		F9		4	0	2	0	0	0	1	<b>Baltimore Orioles @ Cleveland Indians</b> Progressive Field, Cleveland, OH Fri Apr 15 2011, 7:07 PM - 9:33 PM EDT Att: 16,346 - Cloudy - 47 F			
21 Nick Markakis, L OBP: 0.314, SLG: 0.422	G4-3		FC5-4 25 1B 1-2		P5		G6-4-3		4	1	0	0	0	0	3					
25 Derrek Lee, R OBP: 0.320, SLG: 0.318	G5-3		30 1B 1-2		BB			10 10 DI 12 1B	3	1	2	0	1	0	0					
27 Vladimir Guerrero, R OBP: 0.260, SLG: 0.340	F7			K		F7		F7	4	0	0	0	0	1	5					
30 Luke Scott, L OBP: 0.357, SLG: 0.304	G1-3			1-3 2-H 1B		K		F7	4	0	1	1	0	1	3					
10 Adam Jones, R OBP: 0.213, SLG: 0.333	K			G5-3				12 1B 12 DI	4	0	1	0	0	1	2					
12 Mark Reynolds, R OBP: 0.311, SLG: 0.450						G6-3		G6-3	4	0	1	1	0	0	0					
32 Matt Wieters, S OBP: 0.275, SLG: 0.333 9 Jake Fox, R (8, 2)	G1-3			G4-3		G4-3		9 HBP 1B 3-H	3	0	0	0	0	0	0					
3 Cesar Izturis, S OBP: 0.375, SLG: 0.286	G3			G3		G3		1-2 HBP	0	0	0	0	0	0	0					
								21 G6-4-3 1B	4	0	1	0	0	1	3					
<b>Inning Stats</b>	R: 0 E: 0 K: 0 S: 7	H: 0 LOB: 0 BB: 0 P: 12	R: 0 E: 0 K: 1 S: 8	H: 0 LOB: 0 BB: 0 P: 10	R: 0 E: 0 K: 0 S: 8	H: 0 LOB: 0 BB: 0 P: 9	R: 1 E: 0 K: 1 S: 17	H: 3 LOB: 2 BB: 0 P: 21	R: 0 E: 0 K: 0 S: 13	H: 1 LOB: 2 BB: 1 P: 17	R: 0 E: 0 K: 0 S: 6	H: 0 LOB: 3 BB: 0 P: 10	R: 0 E: 0 K: 0 S: 7	H: 1 LOB: 0 BB: 0 P: 11	R: 1 E: 0 K: 1 S: 15	H: 3 LOB: 3 BB: 0 P: 19	1B: 8 2B: 0 3B: 0 HR: 0	SF: 0 SAC: 0 DP: 1 HBP: 1	WP: 0 PB: 0 SB: 0 CS: 0	PA: 36
<b>PITCHER</b>	IP WLS BF H R ER SO BB IBB HBP BLK WP HR S P ERA WHIP	IP WLS BF H R ER SO BB IBB HBP BLK WP HR S P ERA WHIP	IP WLS BF H R ER SO BB IBB HBP BLK WP HR S P ERA WHIP	IP WLS BF H R ER SO BB IBB HBP BLK WP HR S P ERA WHIP	IP WLS BF H R ER SO BB IBB HBP BLK WP HR S P ERA WHIP	IP WLS BF H R ER SO BB IBB HBP BLK WP HR S P ERA WHIP	IP WLS BF H R ER SO BB IBB HBP BLK WP HR S P ERA WHIP	IP WLS BF H R ER SO BB IBB HBP BLK WP HR S P ERA WHIP	IP WLS BF H R ER SO BB IBB HBP BLK WP HR S P ERA WHIP	IP WLS BF H R ER SO BB IBB HBP BLK WP HR S P ERA WHIP	IP WLS BF H R ER SO BB IBB HBP BLK WP HR S P ERA WHIP	IP WLS BF H R ER SO BB IBB HBP BLK WP HR S P ERA WHIP	IP WLS BF H R ER SO BB IBB HBP BLK WP HR S P ERA WHIP	IP WLS BF H R ER SO BB IBB HBP BLK WP HR S P ERA WHIP	IP WLS BF H R ER SO BB IBB HBP BLK WP HR S P ERA WHIP	IP WLS BF H R ER SO BB IBB HBP BLK WP HR S P ERA WHIP	IP WLS BF H R ER SO BB IBB HBP BLK WP HR S P ERA WHIP			
63 Justin Masterson, R ERA: 1.33 53 Rafael Perez, L ERA: 38 Joe Smith, R ERA: 9.0	7.0 W 26 4 1 1 3 1 0 0 0 0 0 66 90 1.29 0.714	1.0 3 1 0 0 0 0 0 0 0 0 0 7 11 0.00 1.000	1.0 7 3 1 1 1 1 0 0 1 0 0 0 15 19 9.00 3.000																	
<b>Batter</b>	<b>1</b>	<b>2</b>	<b>3</b>	<b>4</b>	<b>5</b>	<b>6</b>	<b>7</b>	<b>8</b>	<b>9</b>	<b>AB</b>	<b>R</b>	<b>H</b>	<b>RBI</b>	<b>BB</b>	<b>SO</b>	<b>LOB</b>	<b>BOTTOM</b>			
23 Michael Brantley, L OBP: 0.400, SLG: 0.417	G6-3		17 1B 13 1B 48 1B 1-2 2-3		13 CS 1B		13 1B 17 2B BB		3	2	2	0	1	0	0					
13 Adrián Cabrera, S OBP: 0.345, SLG: 0.604	G5-3		48 17 1B 1-2 2-3 3-H		K		17 2B 1B		4	0	2	4	0	1	1					
17 Shin-Soo Choo, L OBP: 0.291, SLG: 0.306	K					G3-1			4	0	2	1	0	1	0					
47 Shelley Duncan, R OBP: 0.364, SLG: 0.500 26 Austin Kearns, R OBP: 0.236, SLG: 0.227	P3					F7		2B	3	0	0	0	0	1	3					
48 Travis Hafner, L OBP: 0.348, SLG: 0.537	K			SF9-1-4					1	0	0	0	0	1	2					
20 Orlando Cabrera, R OBP: 0.308, SLG: 0.354	K					HR		IBB	2	1	1	2	1	1	0					
7 Matt LaPorta, R OBP: 0.333, SLG: 0.450				G6-3		G5-3		G4-3	4	0	0	0	0	1	3					
6 Lou Marson, R OBP: 0.500, SLG: 0.600									3	1	2	0	1	0	0					
8 Adam Everett, R OBP: 0.462, SLG: 0.417									4	2	1	1	0	0	2					
<b>Inning Stats</b>	R: 0 E: 0 K: 1 S: 8	H: 0 LOB: 0 BB: 0 P: 13	R: 0 E: 0 K: 2 S: 8	H: 0 LOB: 0 BB: 0 P: 11	R: 4 E: 0 K: 1 S: 16	H: 6 LOB: 1 BB: 0 P: 23	R: 0 E: 0 K: 0 S: 7	H: 0 LOB: 0 BB: 1 P: 12	R: 0 E: 0 K: 2 S: 11	H: 1 LOB: 0 BB: 0 P: 15	R: 1 E: 0 K: 0 S: 5	H: 1 LOB: 0 BB: 0 P: 9	R: 3 E: 0 K: 1 S: 20	H: 4 LOB: 3 BB: 2 P: 40	R: 0 E: 0 K: 0 S: 3	H: 0 LOB: 0 BB: 0 P: 5	1B: 9 2B: 2 3B: 1 HR: 1	SF: 1 SAC: 0 DP: 2 HBP: 0	WP: 0 PB: 0 SB: 0 CS: 1	PA: 36
<b>PITCHER</b>	IP WLS BF H R ER SO BB IBB HBP BLK WP HR S P ERA WHIP	IP WLS BF H R ER SO BB IBB HBP BLK WP HR S P ERA WHIP	IP WLS BF H R ER SO BB IBB HBP BLK WP HR S P ERA WHIP	IP WLS BF H R ER SO BB IBB HBP BLK WP HR S P ERA WHIP	IP WLS BF H R ER SO BB IBB HBP BLK WP HR S P ERA WHIP	IP WLS BF H R ER SO BB IBB HBP BLK WP HR S P ERA WHIP	IP WLS BF H R ER SO BB IBB HBP BLK WP HR S P ERA WHIP	IP WLS BF H R ER SO BB IBB HBP BLK WP HR S P ERA WHIP	IP WLS BF H R ER SO BB IBB HBP BLK WP HR S P ERA WHIP	IP WLS BF H R ER SO BB IBB HBP BLK WP HR S P ERA WHIP	IP WLS BF H R ER SO BB IBB HBP BLK WP HR S P ERA WHIP	IP WLS BF H R ER SO BB IBB HBP BLK WP HR S P ERA WHIP	IP WLS BF H R ER SO BB IBB HBP BLK WP HR S P ERA WHIP	IP WLS BF H R ER SO BB IBB HBP BLK WP HR S P ERA WHIP	IP WLS BF H R ER SO BB IBB HBP BLK WP HR S P ERA WHIP	IP WLS BF H R ER SO BB IBB HBP BLK WP HR S P ERA WHIP	IP WLS BF H R ER SO BB IBB HBP BLK WP HR S P ERA WHIP			
53 Zack Britton, L ERA: 2.75 59 Josh Rupe, R ERA: 6.43 37 Jeremy Accardo, R ERA: 2.08 19 Koji Uehara, R ERA:	6.0 L 24 4 3 3 0 1 0 0 0 0 0 14 27 81.00 15.000	0.1 6 4 3 3 0 1 0 0 0 0 0 6 13 0.00 0.000	0.2 3 0 0 0 1 0 1 0 0 0 0 3 5 0.00 0.000																	

AB 34  
R 2  
H 8  
RBI 2  
BB 1  
SO 4  
LOB 17



AB 32  
R 8  
H 12  
RBI 8  
BB 3  
SO 7  
LOB 11





Batter	1	2	3	4	5	6	7	8	9	AB	R	H	RBI	BB	SO	LOB	TOP										
1 Brian Roberts, S OBP: 0.246, SLG: 0.446	G4-3		F7		F6		G6-3		G3	5	0	1	1	0	0	4	<b>Baltimore Orioles @ Cleveland Indians</b> Progressive Field, Cleveland, OH Sat Apr 16 2011, 3:09 PM - 5:44 PM EDT Att: 10,714 - Cloudy - 55 F										
21 Nick Markakis, L OBP: 0.296, SLG: 0.380	F7			L9	G3		G6-3		L7	5	0	0	0	0	6												
25 Derrek Lee, R OBP: 0.309, SLG: 0.306	K			L7			K		K	5	0	1	0	0	3												
27 Vladimir Guerrero, R OBP: 0.259, SLG: 0.333		K		G4-3		F7				4	0	1	0	0	1												
30 Luke Scott, L OBP: 0.344, SLG: 0.407		F8				K			F9	4	1	1	1	0	1												
10 Adam Jones, R OBP: 0.216, SLG: 0.327		K				K			F8	4	0	1	0	0	1												
12 Mark Reynolds, R OBP: 0.327, SLG: 0.442				G5-3		F9				3	0	1	0	1	0												
9 Jake Fox, R OBP: 0.250, SLG: 0.636						FC5			FC6-4	4	2	2	1	0	0												
11 Robert Andino, R OBP: 0.267, SLG: 0.154										3	0	2	0	1	0												
Inning Stats	R: 0 H: 0 E: 0 K: 1 S: 7	H: 0 LOB: 0 BB: 0 P: 10	R: 0 H: 0 E: 0 K: 2 S: 10	H: 3 LOB: 0 BB: 0 P: 15	R: 1 H: 1 E: 0 K: 0 S: 9	H: 1 LOB: 0 BB: 0 P: 10	R: 0 H: 0 E: 0 K: 0 S: 6	H: 0 LOB: 0 BB: 0 P: 10	R: 1 H: 3 E: 1 K: 0 S: 16	H: 3 LOB: 3 BB: 0 P: 21	R: 0 H: 2 E: 0 K: 1 S: 10	H: 2 LOB: 2 BB: 1 P: 13	R: 1 H: 2 E: 0 K: 1 S: 12	H: 2 LOB: 1 BB: 1 P: 20	R: 0 H: 1 E: 0 K: 0 S: 10	H: 1 LOB: 1 BB: 0 P: 19		R: 0 H: 1 E: 0 K: 1 S: 10	H: 1 LOB: 1 BB: 0 P: 13	1B: 7 2B: 0 3B: 1 HR: 2	SF: 0 SAC: 0 DP: 1 HBP: 0	WP: 0 PB: 0 SB: 0 CS: 0	PA: 39				
PITCHER	IP	WLS	BF	H	R	ER	SO	BB	IBB	HBP	BLK	WP	HR	S	P	ERA	WHIP										
43 Josh Tomlin, R ERA: 2.75	6.0	W	25	6	2	2	4	0	0	0	0	0	2	58	79	3.00	1.000										
52 Vinnie Pestano, R ERA: 1.5	1.0		5	2	1	1	1	1	0	0	0	0	0	12	20	9.00	3.000										
49 Tony Sipp, L ERA:	1.0		5	1	0	0	0	1	0	0	0	0	0	10	19	0.00	2.000										
37 Chad Durbin, R ERA: 7.36	1.0		4	1	0	0	1	0	0	0	0	0	0	10	13	0.00	1.000										

AB	37
R	3
H	10
RBI	3
BB	2
SO	6
LOB	22



Batter	1	2	3	4	5	6	7	8	9	AB	R	H	RBI	BB	SO	LOB	BOTTOM										
23 Michael Brantley, L OBP: 0.367, SLG: 0.577	G6-3			F8		K			F8	5	0	0	0	0	2	4	<b>Baltimore Orioles @ Cleveland Indians</b> Progressive Field, Cleveland, OH Sat Apr 16 2011, 3:09 PM - 5:44 PM EDT Att: 10,714 - Cloudy - 55 F										
13 Adrián Beltrán, S OBP: 0.331, SLG: 0.569	F7		G1-3			G1-6-3			F8	5	0	1	0	0	0	2											
17 Shin-Soo Choo, L OBP: 0.288, SLG: 0.358	G4-3									4	1	1	1	0	0	1											
41 Carlos Santana, S OBP: 0.278, SLG: 0.255			F8		F8					3	1	0	0	1	0	1											
48 Travis Hafner, L OBP: 0.380, SLG: 0.578										4	2	3	0	0	0	0											
20 Orlando Cabrera, R OBP: 0.321, SLG: 0.423										4	3	2	4	0	0	1											
28 Travis Buck, L OBP: 0.259, SLG: 0.346										4	1	3	1	0	1	0											
7 Matt LaPorta, R OBP: 0.346, SLG: 0.477										4	0	2	2	0	0	1											
9 Jack Hannahan, L OBP: 0.310, SLG: 0.421										4	0	1	0	0	1	4											
Inning Stats	R: 0 H: 0 E: 0 K: 0 S: 6	H: 3 LOB: 2 BB: 1 P: 29	R: 2 H: 3 E: 0 K: 2 S: 19	H: 3 LOB: 1 BB: 0 P: 29	R: 4 H: 5 E: 0 K: 0 S: 19	H: 5 LOB: 1 BB: 0 P: 29	R: 0 H: 1 E: 0 K: 0 S: 6	H: 1 LOB: 1 BB: 0 P: 10	R: 0 H: 1 E: 0 K: 1 S: 11	H: 1 LOB: 0 BB: 0 P: 15	R: 2 H: 2 E: 0 K: 1 S: 18	H: 2 LOB: 0 BB: 0 P: 29	R: 0 H: 0 E: 1 K: 0 S: 10	H: 0 LOB: 1 BB: 0 P: 16	R: 0 H: 0 E: 0 K: 0 S: 10	H: 0 LOB: 1 BB: 0 P: 16		1B: 8 2B: 3 3B: 0 HR: 2	SF: 0 SAC: 0 DP: 1 HBP: 0	WP: 0 PB: 2 SB: 0 CS: 0	PA: 38						
PITCHER	IP	WLS	BF	H	R	ER	SO	BB	IBB	HBP	BLK	WP	HR	S	P	ERA	WHIP										
46 Jeremy Guthrie, R ERA: 3.32	5.0	L	26	10	6	6	2	1	0	0	0	0	1	61	98	10.80	2.200										
55 Chris Jakubauskas, R ERA: 7.36	1.0		3	1	0	0	1	0	0	0	0	0	0	11	15	0.00	1.000										
51 Michael Gonzalez, L ERA: 10.35	1.0		5	2	2	2	1	0	0	0	0	0	1	18	29	18.00	2.000										
49 Jason Berken, R ERA: 1.42	1.0		4	0	0	0	0	0	0	0	0	0	0	10	16	0.00	0.000										

AB	37
R	8
H	13
RBI	8
BB	1
SO	4
LOB	14





Batter	1	2	3	4	5	6	7	8	9	AB	R	H	RBI	BB	SO	LOB	TOP										
1 Brian Roberts, S (1,4) OBP: 0.279, SLG: 0.483	G6-3			21 1B 25 G6-4-3 1B		21 G3-6-1 1B		2B		4	1	3	0	0	0	0	<b>Baltimore Orioles @ Cleveland Indians</b> Progressive Field, Cleveland, OH Sun Apr 17 2011, 1:07 PM - 3:33 PM EDT Att: 13,017 - Partly Cloudy - 48 F										
21 Nick Markakis, L (1,9) OBP: 0.293, SLG: 0.370	G6-3			25 G6-4-3 1B		G3-6-1		G3		4	0	1	0	0	0	3											
25 Derrek Lee, R (1,3) OBP: 0.305, SLG: 0.288	F9			1-2 G6-4-3						3	1	0	0	1	0	1											
27 Vladimir Guerrero, R (1,10) OBP: 0.259, SLG: 0.328		G5-3																									
30 Luke Scott, L (1,7) OBP: 0.306, SLG: 0.367		K																									
12 Mark Reynolds, R (1,5) OBP: 0.306, SLG: 0.413		G6-3																									
18 Felix Pie, L (1,8) OBP: 0.294, SLG: 0.294																											
32 Matt Wieters, S (1,2) OBP: 0.279, SLG: 0.333																											
3 Cesar Izturis, S (1,6) OBP: 0.316, SLG: 0.235																											
<b>Inning Stats</b>	R: 0 H: 0 E: 0 K: 0 S: 6	H: 0 LOB: 0 BB: 0 P: 11	R: 0 H: 0 E: 0 K: 1 S: 8	H: 0 LOB: 0 BB: 0 P: 12	R: 0 H: 0 E: 0 K: 2 S: 8	H: 0 LOB: 0 BB: 0 P: 9	R: 1 H: 2 E: 0 K: 1 S: 9	H: 2 LOB: 0 BB: 0 P: 16	R: 0 H: 0 E: 0 K: 0 S: 8	H: 0 LOB: 0 BB: 0 P: 16	R: 0 H: 2 E: 0 K: 1 S: 10	H: 2 LOB: 1 BB: 0 P: 16	R: 1 H: 1 E: 0 K: 0 S: 12	H: 1 LOB: 1 BB: 0 P: 21	R: 0 H: 1 E: 0 K: 0 S: 9	H: 1 LOB: 1 BB: 0 P: 15		R: 0 H: 0 E: 0 K: 1 S: 7	H: 0 LOB: 0 BB: 0 P: 10	1B: 5 2B: 1 3B: 0 HR: 0	SF: 1 SAC: 0 DP: 2 HBP: 0	WP: 0 PB: 0 SB: 0 CS: 0	PA: 32				
<b>PITCHER</b>	IP	WLS	BF	H	R	ER	SO	BB	IBB	HBP	BLK	WP	HR	S	P	ERA	WHIP										
55 Roberto Hernandez, R (1,1) ERA: 4.74	7.0	W	25	5	2	1	5	1	0	0	0	0	0	61	101	1.29	0.857										
49 Tony Sipp, L (8,1) ERA:	1.0	H	4	1	0	0	0	0	0	0	0	0	0	9	15	0.00	1.000										
54 Chris Perez, R (9,1) ERA:	1.0	S	3	0	0	0	1	0	0	0	0	0	0	7	10	0.00	0.000										

AB	30
R	2
H	6
RBI	1
BB	1
SO	6
LOB	7



Batter	1	2	3	4	5	6	7	8	9	AB	R	H	RBI	BB	SO	LOB	BOTTOM										
24 Grady Sizemore, L (1,8) OBP: 0.500, SLG: 1.500	G4-3									4	1	2	1	0	1	0	<b>Baltimore Orioles @ Cleveland Indians</b> Progressive Field, Cleveland, OH Sun Apr 17 2011, 1:07 PM - 3:33 PM EDT Att: 13,017 - Partly Cloudy - 48 F										
13 Adrián Cabrera, S (1,6) OBP: 0.326, SLG: 0.541	G4-3									3	0	0	0	0	0	0											
17 Shin-Soo Choo, L (1,9) OBP: 0.286, SLG: 0.339	G4-1									3	0	0	0	1	1	2											
41 Carlos Santana, S (1,2) OBP: 0.276, SLG: 0.314										4	1	1	1	0	1	1											
48 Travis Hafner, L (1,10) OBP: 0.407, SLG: 0.646										3	1	2	1	1	1	0											
20 Orlando Cabrera, R (1,4) OBP: 0.317, SLG: 0.411										4	1	1	0	0	2	3											
28 Travis Buck, L (1,7) OBP: 0.267, SLG: 0.345										3	0	1	1	0	0	1											
7 Matt LaPorta, R (1,3) OBP: 0.345, SLG: 0.457										2	0	0	0	1	1	1											
9 Jack Hannahan, L (1,5) OBP: 0.289, SLG: 0.390										3	0	0	0	0	0	1											
<b>Inning Stats</b>	R: 0 H: 0 E: 0 K: 0 S: 14	H: 0 LOB: 0 BB: 0 P: 19	R: 1 H: 2 E: 0 K: 1 S: 16	H: 2 LOB: 1 BB: 0 P: 22	R: 1 H: 1 E: 0 K: 1 S: 13	H: 1 LOB: 0 BB: 0 P: 21	R: 1 H: 2 E: 0 K: 1 S: 9	H: 2 LOB: 1 BB: 0 P: 13	R: 0 H: 1 E: 0 K: 0 S: 10	H: 1 LOB: 2 BB: 0 P: 13	R: 1 H: 1 E: 0 K: 0 S: 8	H: 1 LOB: 0 BB: 0 P: 12	R: 0 H: 0 E: 0 K: 1 S: 15	H: 0 LOB: 0 BB: 1 P: 22	R: 0 H: 0 E: 0 K: 2 S: 14	H: 0 LOB: 2 BB: 2 P: 29		1B: 3 2B: 1 3B: 0 HR: 3	SF: 0 SAC: 0 DP: 1 HBP: 1	WP: 0 PB: 0 SB: 0 CS: 0	PA: 33						
<b>PITCHER</b>	IP	WLS	BF	H	R	ER	SO	BB	IBB	HBP	BLK	WP	HR	S	P	ERA	WHIP										
35 Brad Bergesen, R (1,1) ERA: 3.38	5.0	L	21	6	3	2	3	0	0	0	0	0	0	1	62	3.60	1.200										
37 Jeremy Accardo, R (6,1) ERA: 2.54	2.0		7	1	1	1	2	1	0	0	0	0	1	23	34	4.50	1.000										
19 Koji Uehara, R (8,1) ERA:	1.0		5	0	0	0	2	2	0	0	0	0	0	14	29	0.00	2.000										

AB	29
R	4
H	7
RBI	4
BB	3
SO	7
LOB	9





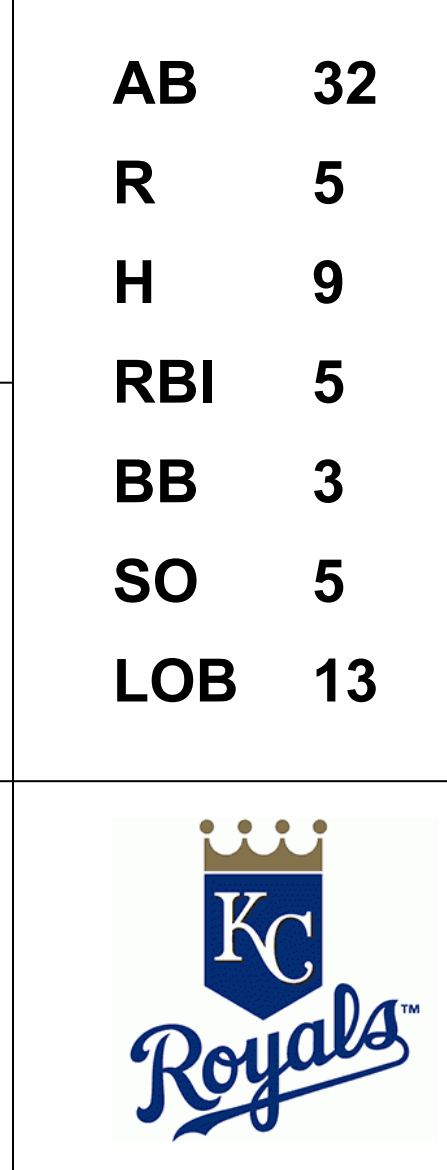




Batter	1	2	3	4	5	6	7	8	9	AB	R	H	RBI	BB	SO	LOB	TOP					
23 Michael Brantley, L (1, 8) OBP: 0.400, SLG: 0.593	G6-3		G6-4-3 1B		G4-3		G4-3 1B		G4-3 1B	5	0	3	0	0	0	1	Cleveland Indians @ Kansas City Royals Kauffman Stadium, Kansas City, MO Tue Apr 19 2011, 7:11 PM - 9:54 PM CDT Att: 10,506 - Overcast - 45 F					
13 Asdrúbal Cabrera, S (1, 6) OBP: 0.333, SLG: 0.950	P3		G6-4-3 1-2			L9		G4-3	G4-3 1B	4	0	0	0	0	0	2						
17 Shin-Soo Choo, L (1, 9) OBP: 0.284, SLG: 0.323	G4-3				K	K		G4-3 1B	G4-3 1B	4	1	1	1	1	2	0						
41 Carlos Santana, S (1, 3)		BB		P3		G6-3		G4-3 1B	G4-3 1B	4	0	1	1	1	1	3						
47 Shelley Duncan, R (1, 10) OBP: 0.400, SLG: 0.571	F9							F7	K	3	0	1	0	0	0	1						
48 Travis Hafner, L (8, PH) OBP: 0.407, SLG: 0.635										1	0	0	0	0	1	1						
20 Orlando Cabrera, R (1, 4) OBP: 0.290, SLG: 0.369	F8				L7			F9		4	1	1	0	0	0	3						
26 Austin Kearns, R (1, 7) OBP: 0.290, SLG: 0.231	K				F9			F9		4	2	1	0	0	1	1						
6 Lou Marson, R (1, 2) OBP: 0.438, SLG: 0.571			K		K			F9	E5 13 HBP 17 BB 23 1B	4	0	1	2	0	3	1						
8 Adam Everett, R (1, 5) OBP: 0.500, SLG: 0.385								F7	L7	1	0	0	0	2	0	1						
24 Grady Sizemore, L (9, PH) OBP: 0.545, SLG: 1.000										1	0	0	0	0	0	1						
<b>Inning Stats</b>	R: 0 H: 0 E: 0 K: 0 S: 6	H: 0 LOB: 0 BB: 0 P: 9	R: 0 H: 0 E: 0 K: 1 S: 7	H: 0 LOB: 1 BB: 1 P: 12	R: 0 H: 1 E: 0 K: 1 S: 12	H: 1 LOB: 1 BB: 1 P: 21	R: 0 H: 1 E: 0 K: 1 S: 8	H: 1 LOB: 1 BB: 0 P: 13	R: 0 H: 0 E: 0 K: 1 S: 12	H: 0 LOB: 0 BB: 0 P: 22	R: 0 H: 0 E: 0 K: 1 S: 7	H: 0 LOB: 0 BB: 0 P: 9	R: 2 H: 4 E: 0 K: 0 S: 13	H: 4 LOB: 2 BB: 0 P: 16	R: 1 H: 2 E: 0 K: 1 S: 14	H: 2 LOB: 1 BB: 0 P: 25	R: 1 H: 1 E: 1 K: 2 S: 14	H: 1 LOB: 3 BB: 1 P: 23	1B: 8 2B: 1 3B: 0 HR: 0	SF: 0 SAC: 0 DP: 1 HBP: 1	WP: 0 PB: 0 SB: 1 CS: 0	PA: 40
<b>PITCHER</b>	IP WLS BF H R ER SO BB IBB HBP BLK WP HR S P ERA WHIP	7.0 W 28 6 2 2 5 3 0 0 0 0 0 65 102 2.57 1.286	1.0 H 5 2 1 1 1 0 0 0 0 0 14 25 9.00 2.000	1.0 S 7 1 1 0 2 1 0 1 0 0 14 23 0.00 2.000	<b>PITCHER</b>										IP WLS BF H R ER SO BB IBB HBP BLK WP HR S P ERA WHIP							

Batter	1	2	3	4	5	6	7	8	9	AB	R	H	RBI	BB	SO	LOB	BOTTOM			
17 Chris Getz, L (1, 4) OBP: 0.323, SLG: 0.316	P4		G4-3 53 3B	F7		G6-3		G6-3		4	1	1	1	0	0	1	Cleveland Indians @ Kansas City Royals Kauffman Stadium, Kansas City, MO Tue Apr 19 2011, 7:11 PM - 9:54 PM CDT Att: 10,506 - Overcast - 45 F			
53 Melky Cabrera, S (1, 8) OBP: 0.278, SLG: 0.403	K		G4-3		G6-3 4 2B		G6-3		4	1	1	1	0	1	0					
4 Alex Gordon, L (1, 7) OBP: 0.387, SLG: 0.528	F8 21 S 16 S 1B		F8		G6-3 16 21 2B		G5-3		4	1	2	1	0	0	0					
16 Billy Butler, R (1, 10) OBP: 0.493, SLG: 0.533	BB 21 S 1B		G6-3		G6-3		F8		3	0	1	0	1	0	1					
21 Jeff Francoeur, R (1, 9) OBP: 0.352, SLG: 0.508	G1-3		K		G6-3 24 BB 1B		K		4	0	1	1	0	2	3					
24 Wilson Betemit, S (1, 5) OBP: 0.460, SLG: 0.550	G4-3		G4-3		G6-3 3 2 1B		G6-3 30 SH1-3 BB		2	1	1	0	2	0	0					
30 Kila Ka'aihue, L (1, 3) OBP: 0.270, SLG: 0.245	K		F9		K		SH1-3		3	0	0	0	0	2	3					
3 Brayan Peña, S (1, 2) OBP: 0.226, SLG: 0.241	L8		G3-1		F7		G3		4	0	0	0	0	0	4					
2 Alcides Escobar, R (1, 6) OBP: 0.268, SLG: 0.265	G5-3 17 3B 1B		G5-3		G5-3		G1-3		4	1	2	1	0	0	1					
<b>Inning Stats</b>	R: 0 H: 1 E: 0 K: 1 S: 13	H: 0 LOB: 2 BB: 1 P: 23	R: 0 H: 0 E: 0 K: 1 S: 7	H: 0 LOB: 0 BB: 0 P: 12	R: 2 H: 3 E: 0 K: 1 S: 12	H: 3 LOB: 0 BB: 0 P: 19	R: 1 H: 2 E: 0 K: 0 S: 12	H: 2 LOB: 1 BB: 0 P: 19	R: 2 H: 3 E: 0 K: 1 S: 13	H: 3 LOB: 2 BB: 1 P: 22	R: 0 H: 0 E: 0 K: 0 S: 8	H: 0 LOB: 0 BB: 0 P: 12	R: 0 H: 0 E: 0 K: 1 S: 6	H: 0 LOB: 0 BB: 0 P: 9	R: 0 H: 0 E: 0 K: 0 S: 10	H: 0 LOB: 1 BB: 1 P: 16		1B: 6 2B: 2 3B: 1 HR: 0	SF: 0 SAC: 1 DP: 0 HBP: 0	WP: 0 PB: 0 SB: 5 CS: 0
<b>PITCHER</b>	IP WLS BF H R ER SO BB IBB HBP BLK WP HR S P ERA WHIP	4.1 L 24 4 0 0 2 0 0 0 0 0 19 28 0.00 0.000	2.2 8 0 0 0 2 0 0 0 0 0 0 19 28 0.00 0.000	1.0 4 0 0 0 0 1 0 0 0 0 0 10 16 0.00 1.000	<b>PITCHER</b>										IP WLS BF H R ER SO BB IBB HBP BLK WP HR S P ERA WHIP					

AB	35
R	4
H	9
RBI	4
BB	4
SO	8
LOB	15





Batter	1	2	3	4	5	6	7	8	9	AB	R	H	RBI	BB	SO	LOB	TOP					
24 Grady Sizemore, L OBP: 0.438, SLG: 0.714	P6			F9		G4-3		F8		4	0	0	0	1	0	3						
13 Adrúbal Cabrera, S OBP: 0.341, SLG: 0.550	F9			G4-3			SH1-4			4	2	2	0	0	0	0						
17 Shin-Soo Choo, L OBP: 0.278, SLG: 0.329	F9			K						5	1	1	1	1	0	1						
41 Carlos Santana, S OBP: 0.315, SLG: 0.323		K				G3-1				3	0	1	1	2	1	0						
48 Travis Hafner, L OBP: 0.406, SLG: 0.632		G6-3				F9				5	0	2	1	0	1	3						
20 Orlando Cabrera, R OBP: 0.284, SLG: 0.357		G6-3				F7				5	0	1	0	0	1	4						
23 Michael Brantley, L OBP: 0.413, SLG: 0.591				G3-1						3	2	1	0	2	0	1						
7 Matt LaPorta, R OBP: 0.369, SLG: 0.463				K						4	2	1	1	1	1	4						
9 Jack Hannahan, L OBP: 0.296, SLG: 0.420				G3						4	0	2	2	0	0	1						
<b>Inning Stats</b>	R: 0 H: 0 E: 0 K: 0 S: 4	H: 0 LOB: 0 BB: 0 P: 7	R: 0 H: 0 E: 0 K: 1 S: 9	H: 0 LOB: 0 BB: 0 P: 12	R: 0 H: 0 E: 0 K: 1 S: 10	H: 0 LOB: 0 BB: 0 P: 14	R: 0 H: 0 E: 0 K: 1 S: 9	H: 0 LOB: 0 BB: 0 P: 16	R: 0 H: 0 E: 0 K: 0 S: 7	H: 0 LOB: 0 BB: 0 P: 11	R: 4 H: 5 E: 0 K: 1 S: 19	H: 5 LOB: 2 BB: 1 P: 36	R: 2 H: 1 E: 0 K: 1 S: 16	H: 1 LOB: 3 BB: 4 P: 35	R: 0 H: 2 E: 0 K: 0 S: 11	H: 2 LOB: 2 BB: 0 P: 16	R: 1 H: 3 E: 1 K: 0 S: 13	H: 3 LOB: 3 BB: 1 P: 27	1B: 7 2B: 4 3B: 0 HR: 0	SF: 0 SAC: 1 DP: 0 HBP: 0	WP: 1 PB: 0 SB: 0 CS: 0	PA: 44
<b>PITCHER</b>	IP	WLS	BF	H	R	ER	SO	BB	IBB	HBP	BLK	WP	HR	S	P	ERA	WHIP					
44 Luke Hochevar, R ERA: 5.12	6.0	L	26	5	6	6	4	3	0	0	2	0	0	62	107	9.00	1.333					
55 Tim Collins, L ERA: 5.4	1.0		6	1	0	0	1	2	0	0	0	0	0	12	24	0.00	3.000					
50 Kanekoa Texeira, R ERA: 2.84	2.0		12	5	1	1	0	0	1	0	0	1	0	24	43	4.50	2.500					

Cleveland Indians @ Kansas City Royals  
Kauffman Stadium, Kansas City, MO  
Wed Apr 20 2011, 7:11 PM - 10:25 PM CDT  
Att: 10,080 - Partly Cloudy - 56 F

AB	37
R	7
H	11
RBI	6
BB	6
SO	5
LOB	19



Batter	1	2	3	4	5	6	7	8	9	AB	R	H	RBI	BB	SO	LOB	BOTTOM					
17 Chris Getz, L OBP: 0.343, SLG: 0.305	G4-3	G4-3								2	1	0	0	2	0	0						
53 Melky Cabrera, S OBP: 0.298, SLG: 0.413										3	2	1	1	2	0	1						
4 Alex Gordon, L OBP: 0.375, SLG: 0.532										5	1	1	1	0	1	4						
16 Billy Butler, R OBP: 0.475, SLG: 0.508										5	0	1	0	0	1	5						
21 Jeff Francoeur, R OBP: 0.368, SLG: 0.551										4	1	2	3	1	0	1						
13 Mike Aviles, R OBP: 0.241, SLG: 0.400										5	0	1	0	0	1	3						
30 Kila Ka'aihue, L OBP: 0.299, SLG: 0.288										3	0	2	0	1	0	0						
15 Matt Treanor, R OBP: 0.302, SLG: 0.314										3	0	0	0	1	2	4						
2 Alcides Escobar, R OBP: 0.253, SLG: 0.250										4	0	0	0	0	1	3						
<b>Inning Stats</b>	R: 2 H: 3 E: 0 K: 1 S: 17	H: 3 LOB: 3 BB: 2 P: 32	R: 0 H: 0 E: 0 K: 0 S: 7	H: 0 LOB: 0 BB: 0 P: 9	R: 0 H: 1 E: 0 K: 1 S: 5	H: 1 LOB: 0 BB: 0 P: 6	R: 0 H: 1 E: 0 K: 1 S: 10	H: 1 LOB: 1 BB: 0 P: 14	R: 0 H: 0 E: 0 K: 0 S: 10	H: 0 LOB: 1 BB: 0 P: 15	R: 0 H: 1 E: 0 K: 0 S: 8	H: 1 LOB: 2 BB: 1 P: 15	R: 0 H: 0 E: 0 K: 1 S: 12	H: 0 LOB: 3 BB: 3 P: 29	R: 0 H: 0 E: 0 K: 2 S: 10	H: 0 LOB: 0 BB: 0 P: 16	R: 3 H: 2 E: 0 K: 0 S: 15	H: 2 LOB: 0 BB: 1 P: 25	1B: 5 2B: 1 3B: 1 HR: 1	SF: 0 SAC: 0 DP: 1 HBP: 1	WP: 0 PB: 0 SB: 0 CS: 0	PA: 42
<b>PITCHER</b>	IP	WLS	BF	H	R	ER	SO	BB	IBB	HBP	BLK	WP	HR	S	P	ERA	WHIP					
63 Justin Masterson, R ERA: 1.71	6.0	W	29	6	2	2	3	5	0	1	0	0	0	61	103	3.00	1.833					
53 Rafael Perez, L ERA:	0.1	H	1	0	0	0	0	0	0	0	0	0	0	2	4	0.00	0.000					
52 Vinnie Pestano, R ERA: 1.42	0.2	H	3	0	0	0	1	1	0	0	0	0	0	6	13	0.00	1.500					
38 Joe Smith, R ERA: 2.7	1.0		3	0	0	0	2	0	0	0	0	0	0	10	16	0.00	0.000					
49 Tony Sipp, L ERA: 2.88	0.2		5	2	3	3	0	1	0	0	0	0	1	13	22	40.50	4.500					

Cleveland Indians @ Kansas City Royals  
Kauffman Stadium, Kansas City, MO  
Wed Apr 20 2011, 7:11 PM - 10:25 PM CDT  
Att: 10,080 - Partly Cloudy - 56 F

AB	34
R	5
H	8
RBI	5
BB	7
SO	6
LOB	21











Batter	1	2	3	4	5	6	7	8	9	AB	R	H	RBI	BB	SO	LOB	TOP										
24 Grady Sizemore, L (1, 8) OBP: 0.440, SLG: 0.783	G4-3		F8		P4			HR		4	1	1	2	0	0	1	Cleveland Indians @ Minnesota Twins Target Field, Minneapolis, MN Sat Apr 23 2011, 12:12 PM - 2:34 PM CDT Att: 39,459 - Overcast - 43 F										
13 Asdrúbal Cabrera, S (1, 6) OBP: 0.330, SLG: 0.419	F7		FC5-4 17 1B 41	2B	K			G5-3		4	1	1	0	0	1	1											
17 Shin-Soo Choo, L (1, 9) OBP: 0.264, SLG: 0.308	L6		FC5-4 41 1B		G4-3			F8		4	0	1	0	0	0	0											
41 Carlos Santana, S (1, 2) OBP: 0.321, SLG: 0.324		F8	FC5-4 20 F9 48 1B		G4-6-3 BB			G5-3		3	0	0	1	1	0	1											
48 Travis Hafner, L (1, 10) OBP: 0.389, SLG: 0.585		K			G4-6-3			P4		4	0	1	0	0	1	1											
20 Orlando Cabrera, R (1, 4) OBP: 0.282, SLG: 0.351					F9			K		4	0	1	0	0	1	2											
23 Michael Brantley, L (1, 7) OBP: 0.386, SLG: 0.552					G4-3			K		4	0	0	0	0	1	3											
7 Matt LaPorta, R (1, 3) OBP: 0.347, SLG: 0.426			G6-3		P6			L5		3	0	0	0	0	0	0											
9 Jack Hannahan, L (1, 5) OBP: 0.328, SLG: 0.418			K					24 HR BB		2	1	1	0	1	1	0											
<b>Inning Stats</b>	R: 0 E: 0 K: 0 S: 6	H: 0 LOB: 0 BB: 0 P: 10	R: 0 E: 0 K: 1 S: 11	H: 1 LOB: 1 BB: 0 P: 8	R: 0 E: 0 K: 1 S: 9	H: 0 LOB: 0 BB: 0 P: 11	R: 1 E: 0 K: 0 S: 12	H: 3 LOB: 2 BB: 0 P: 20	R: 0 E: 0 K: 1 S: 11	H: 1 LOB: 1 BB: 0 P: 13	R: 0 E: 0 K: 0 S: 4	H: 0 LOB: 0 BB: 0 P: 9	R: 0 E: 0 K: 0 S: 6	H: 0 LOB: 0 BB: 0 P: 9	R: 2 E: 0 K: 0 S: 15	H: 1 LOB: 0 BB: 1 P: 24	R: 0 E: 0 K: 2 S: 9	H: 0 LOB: 0 BB: 0 P: 13	1B: 4 2B: 1 3B: 0 HR: 1	SF: 0 SAC: 0 DP: 1 HBP: 0	WP: 0 PB: 0 SB: 1 CS: 0	PA: 34					
<b>PITCHER</b>	IP	WLS	BF	H	R	ER	SO	BB	IBB	HBP	BLK	WP	HR	S	P	ERA	WHIP										
52 Brian Duensing, L (1, 1) ERA: 3.0	7.0	W	26	5	1	1	3	1	0	0	0	0	0	59	90	1.29	0.857										
56 Dusty Hughes, L (8, 1) ERA: 9.0	1.0		5	1	2	2	0	1	0	0	0	0	1	15	24	18.00	2.000										
36 Joe Nathan, R (9, 1) ERA: 9.82	1.0		3	0	0	0	2	0	0	0	0	0	0	9	13	0.00	0.000										

Batter	1	2	3	4	5	6	7	8	9	AB	R	H	RBI	BB	SO	LOB	BOTTOM										
2 Denard Span, L (1, 8) OBP: 0.360, SLG: 0.420	G4-3		18 1B 16 2B		18 SH1-4 33 1B	18 1B 16 SF9		F7		4	3	2	0	1	0	0	Cleveland Indians @ Minnesota Twins Target Field, Minneapolis, MN Sat Apr 23 2011, 12:12 PM - 2:34 PM CDT Att: 39,459 - Overcast - 43 F										
18 Jason Repko, R (1, 7) OBP: 0.316, SLG: 0.235	16 G4-3 BB		16 2B 1B		SH1-4	33 FC4-6 1B		P5		3	1	2	2	1	0	0											
16 Jason Kubel, L (1, 9) OBP: 0.372, SLG: 0.500	G4-3		5 WP 1H 2H		33 1B 5 FC5-4 IBB	SF9		33 1B 1B		3	1	2	3	1	0	1											
33 Justin Morneau, L (1, 3) OBP: 0.262, SLG: 0.310	F7		K		5 FC5-4 1B	FC4-6		1B		5	0	2	2	0	1	3											
5 Michael Cuddyer, R (1, 4) OBP: 0.308, SLG: 0.366	G6-3		F8		FC5-4 25 S	G5-3		K2-3		5	0	0	1	0	1	4											
25 Jim Thome, L (1, 10) ERA: 5.78										2	0	1	0	2	0	0											
20 Matt Tolbert, S (7, FR) OBP: 0.188, SLG: 0.281	G1-3				22 G5-4-3 BB	BB		22 HR 1B		0	1	0	0	0	0	0											
22 Danny Valencia, R (1, 5) OBP: 0.316, SLG: 0.338	G6-3		G5-4-3		G5-3			HR		4	1	1	2	0	0	3											
41 Drew Butera, R (1, 2) OBP: 0.194, SLG: 0.233			P4		P6			K		4	1	1	0	0	1	1											
12 Alexi Casilla, S (1, 6) OBP: 0.220, SLG: 0.213	18 1B 1B		18 SH1-4 33 1B		G4-3			K		4	2	2	0	0	1	2											
<b>Inning Stats</b>	R: 0 E: 0 K: 0 S: 11	H: 0 LOB: 0 BB: 0 P: 20	R: 3 E: 0 K: 1 S: 17	H: 4 LOB: 1 BB: 0 P: 24	R: 0 E: 0 K: 0 S: 5	H: 0 LOB: 0 BB: 1 P: 13	R: 3 E: 0 K: 0 S: 10	H: 3 LOB: 2 BB: 2 P: 20	R: 2 E: 0 K: 0 S: 10	H: 2 LOB: 1 BB: 1 P: 19	R: 2 E: 0 K: 2 S: 10	H: 2 LOB: 1 BB: 0 P: 19	R: 0 E: 0 K: 1 S: 12	H: 2 LOB: 2 BB: 0 P: 15	1B: 10 2B: 2 3B: 0 HR: 1	SF: 1 SAC: 1 DP: 1 HBP: 0	WP: 1 PB: 0 SB: 2 CS: 0	PA: 41									
<b>PITCHER</b>	IP	WLS	BF	H	R	ER	SO	BB	IBB	HBP	BLK	WP	HR	S	P	ERA	WHIP										
55 Roberto Hernandez, R (1, 1) ERA: 7.56	5.0	L	25	7	6	6	1	3	1	0	0	0	0	49	85	10.80	2.000										
37 Chad Durbin, R (6, 1) ERA: 7.56	2.0		11	4	4	4	2	1	0	0	0	0	1	20	38	18.00	2.500										
39 Justin Germano, R (8, 1) ERA: 4.5	1.0		5	2	0	0	1	0	0	0	0	0	0	12	15	0.00	2.000										

AB 32  
 R 3  
 H 6  
 RBI 3  
 BB 2  
 SO 5  
 LOB 9



AB 34  
 R 10  
 H 13  
 RBI 10  
 BB 5  
 SO 4  
 LOB 14



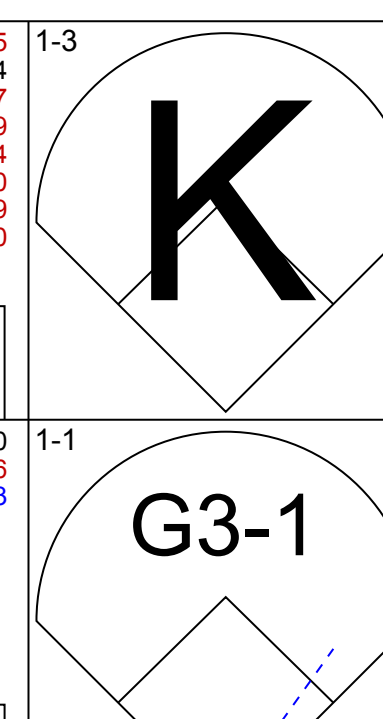
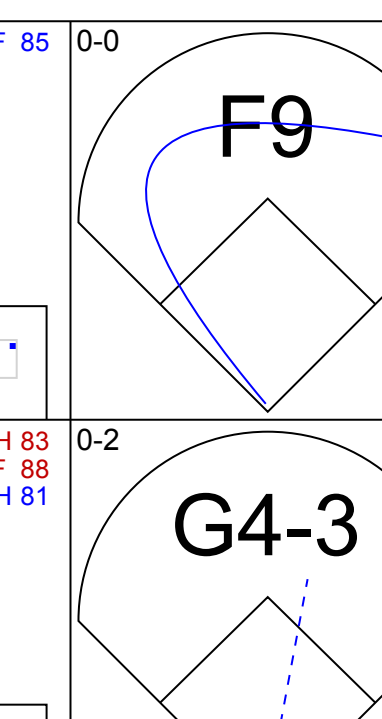
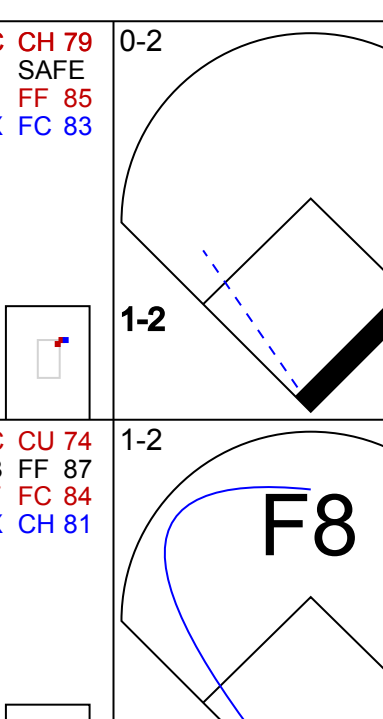
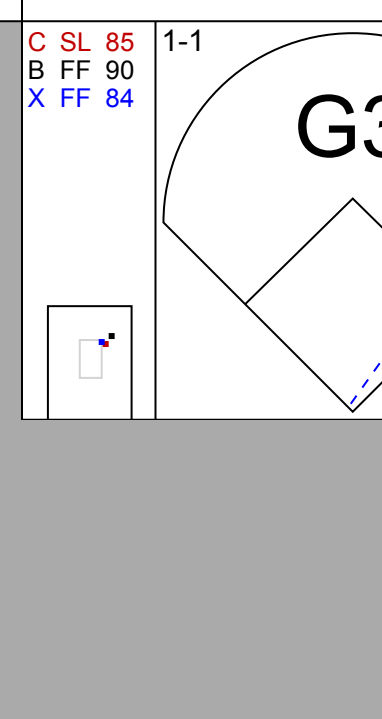
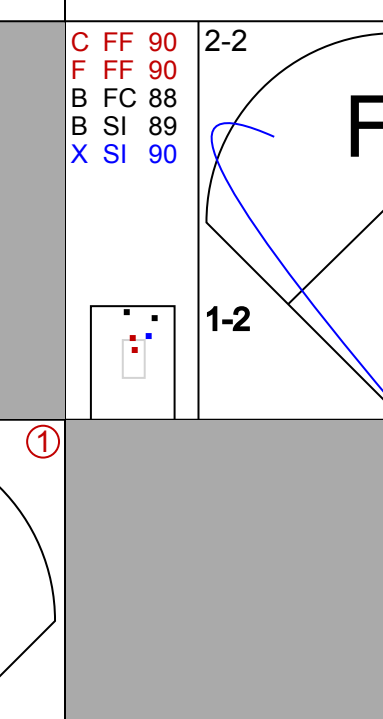
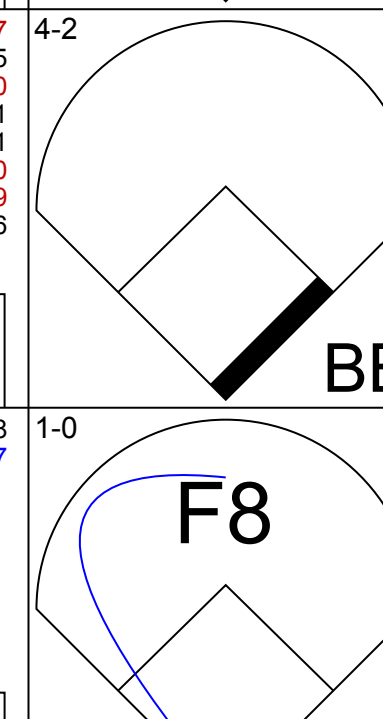
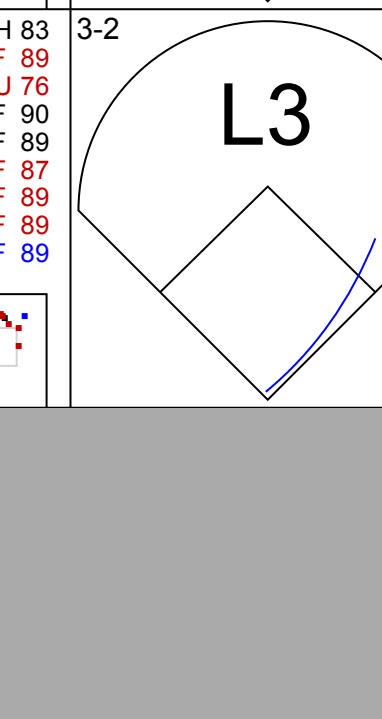
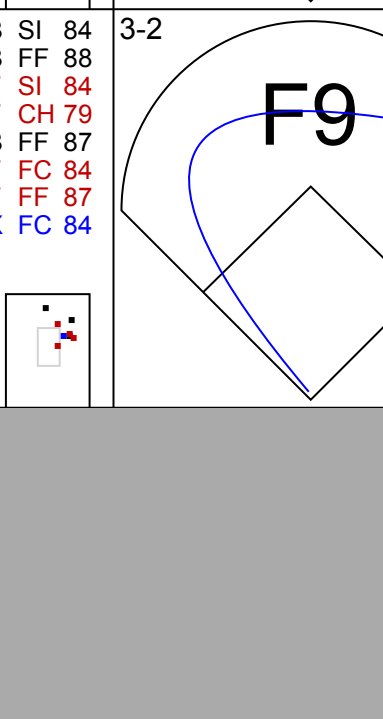
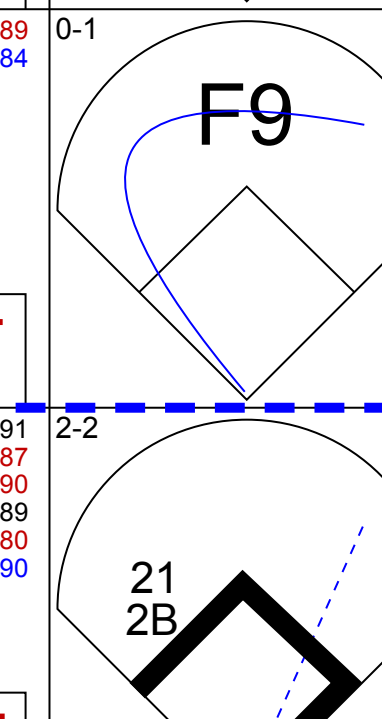



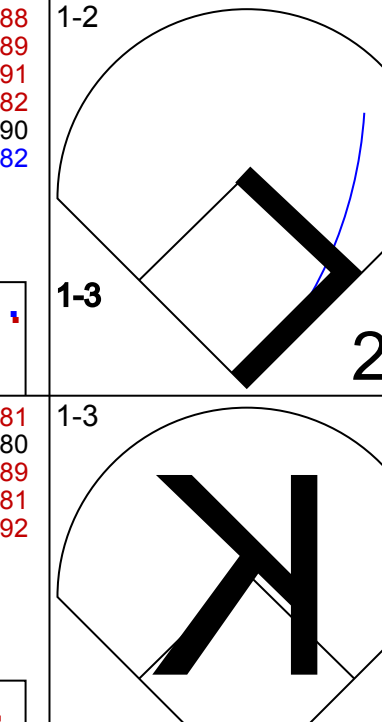

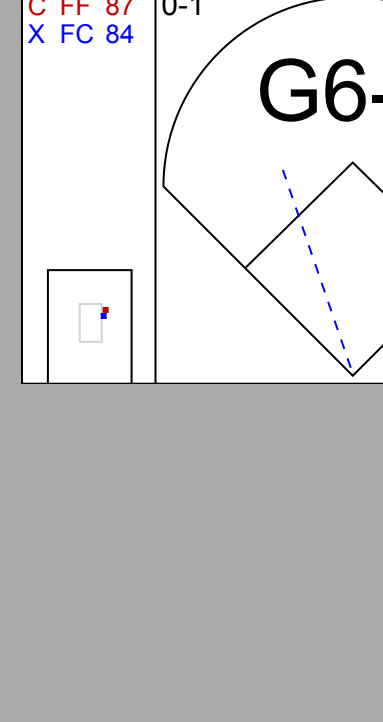

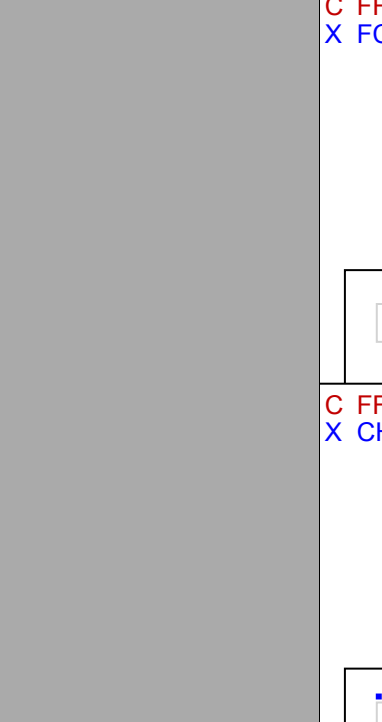
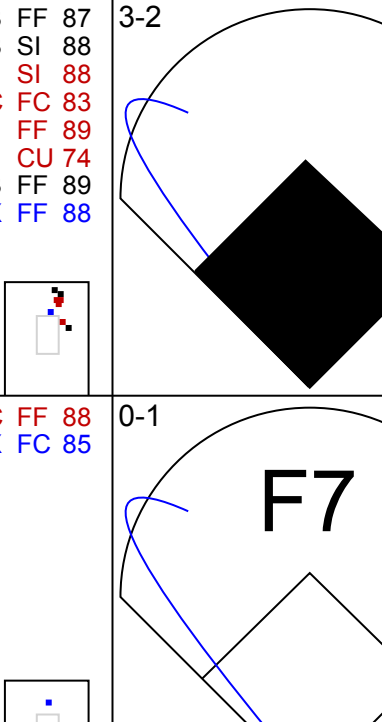
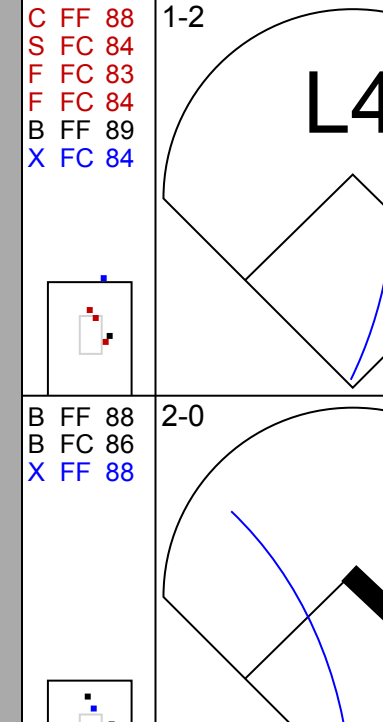
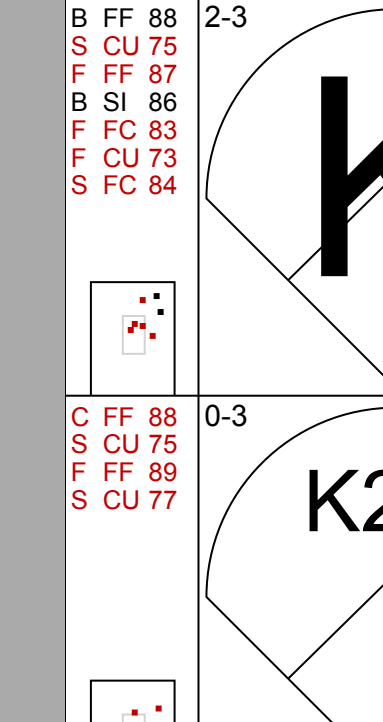
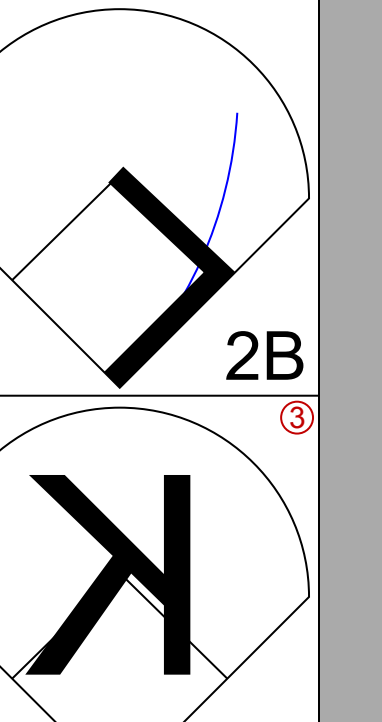
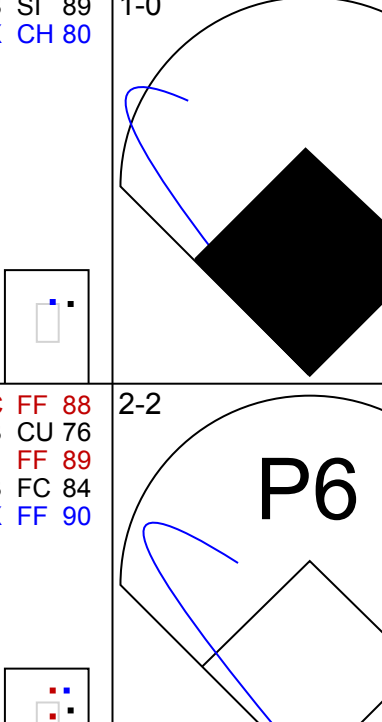
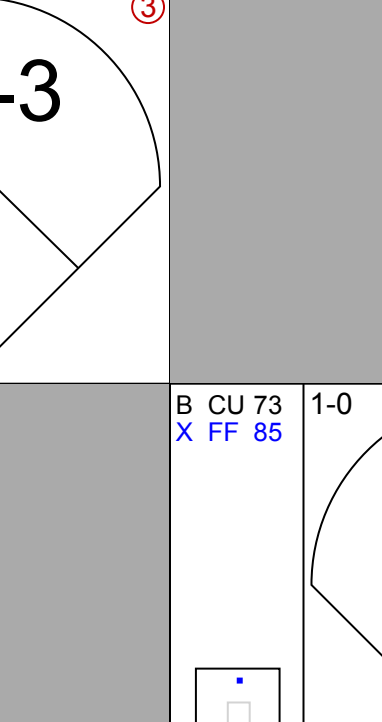

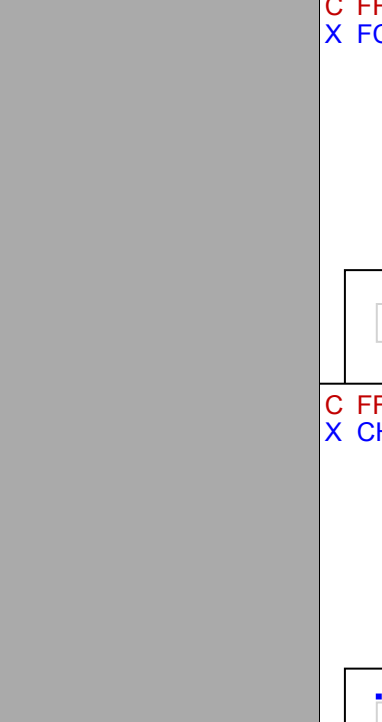
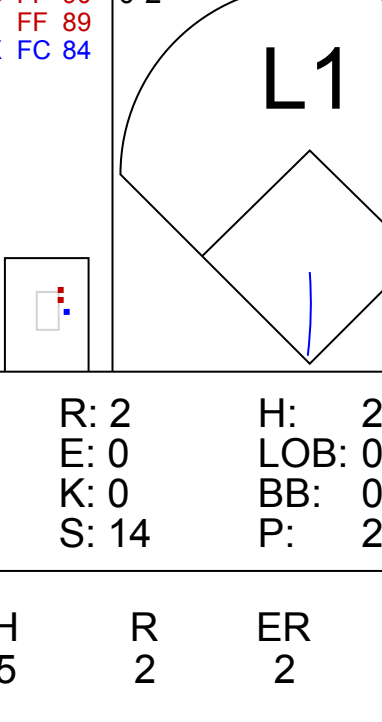

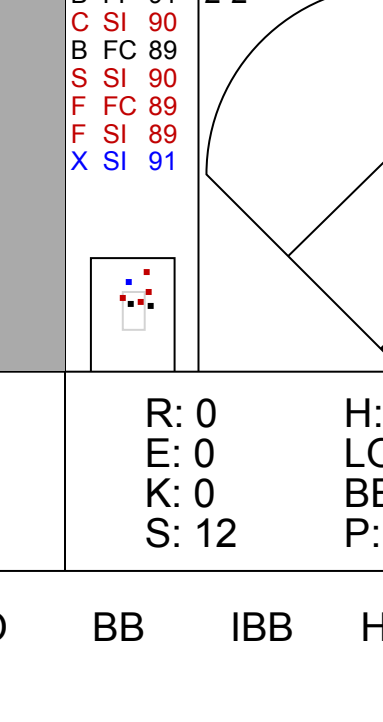
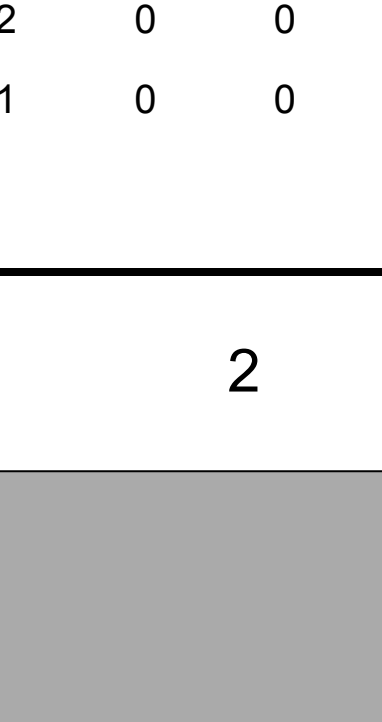
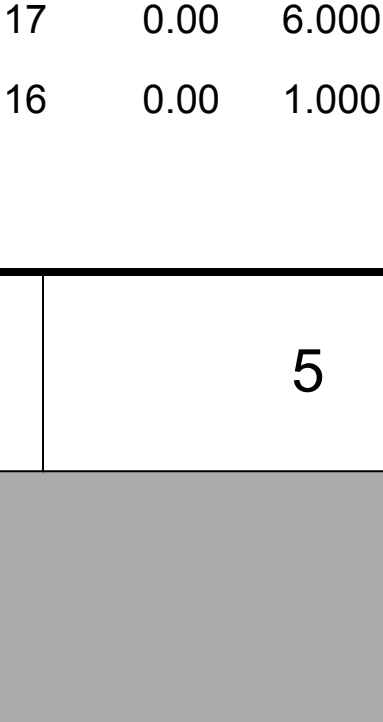
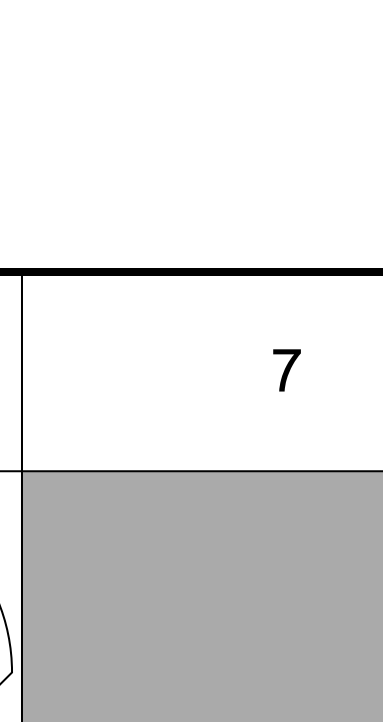
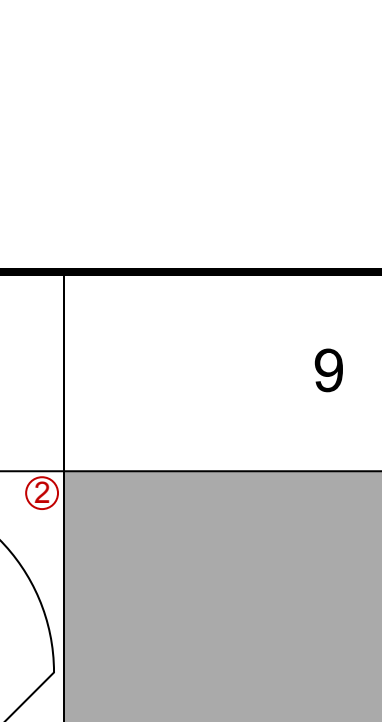
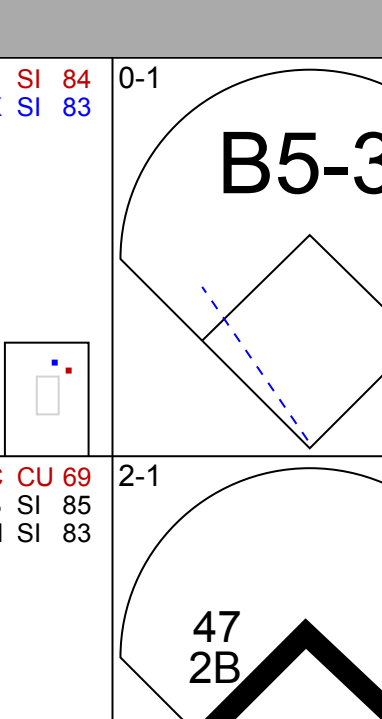





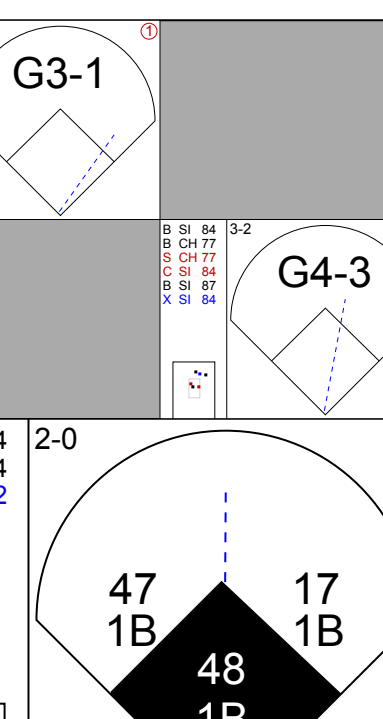
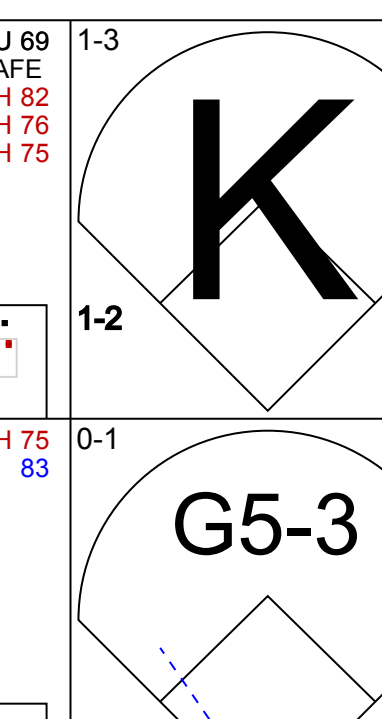

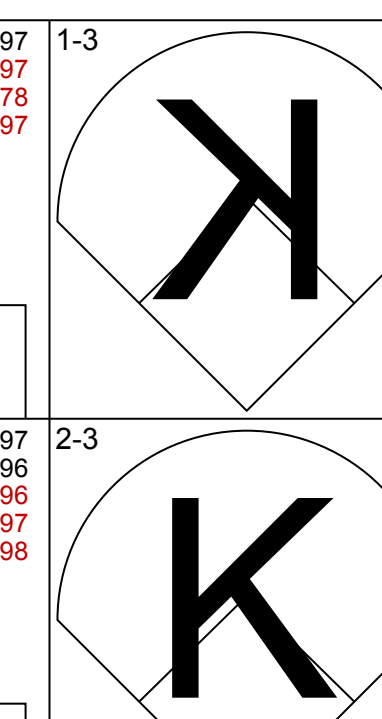
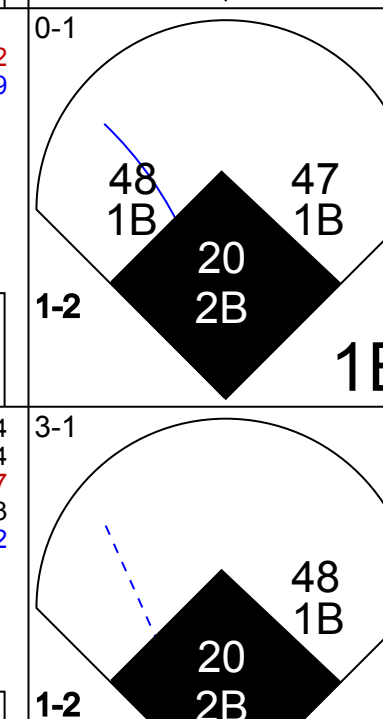
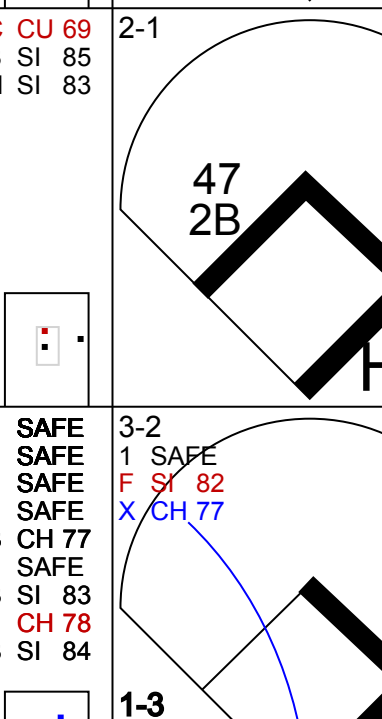



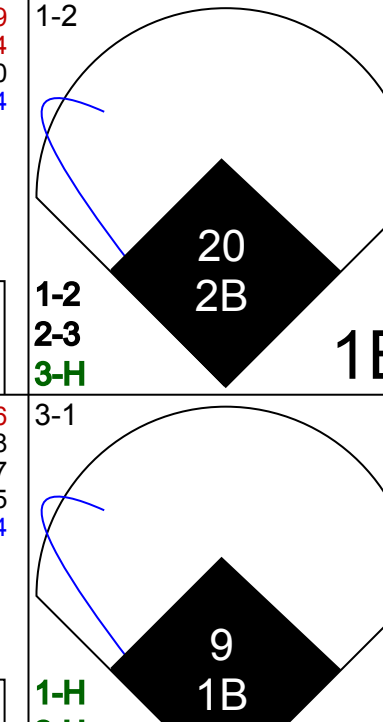
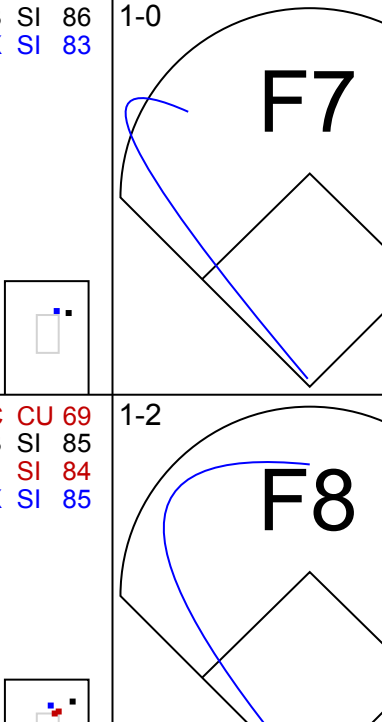
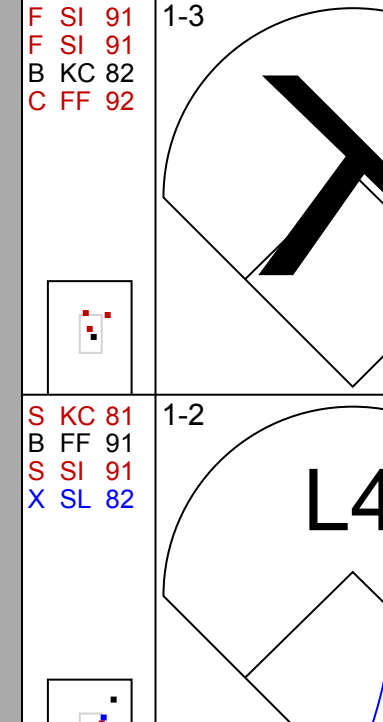


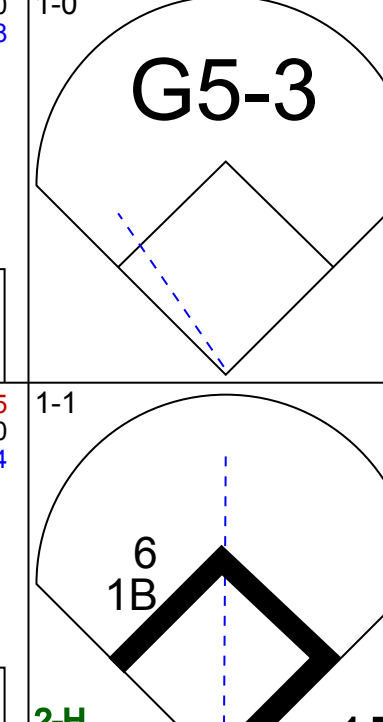


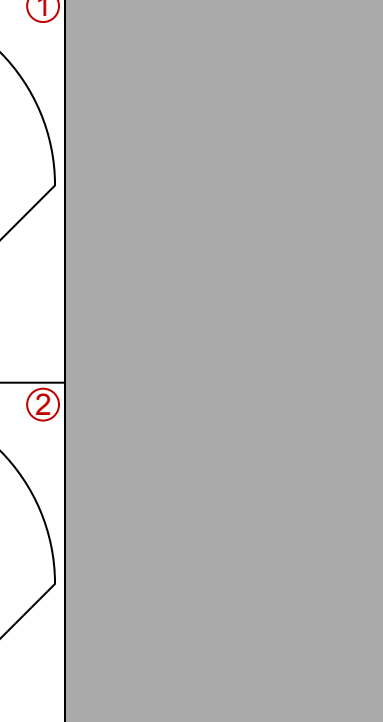

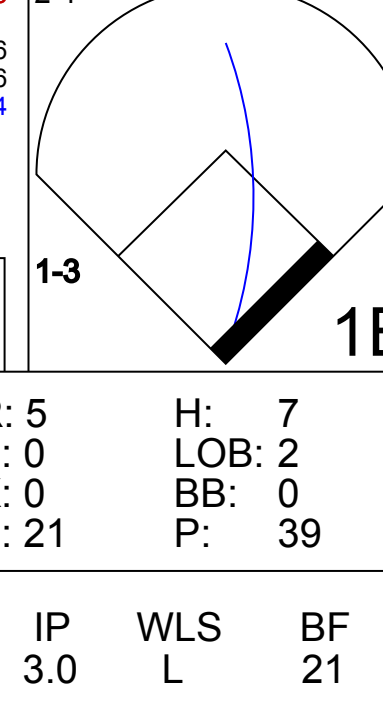
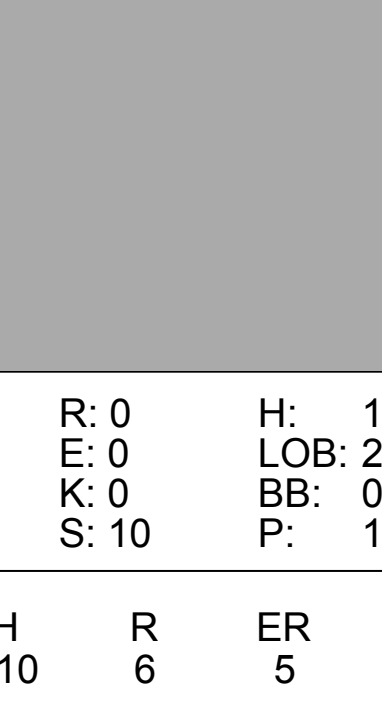
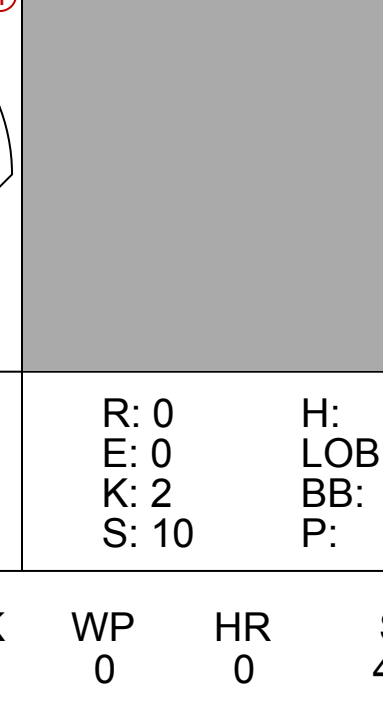
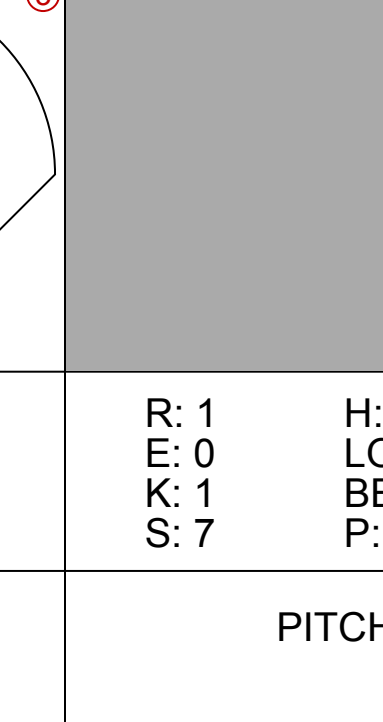
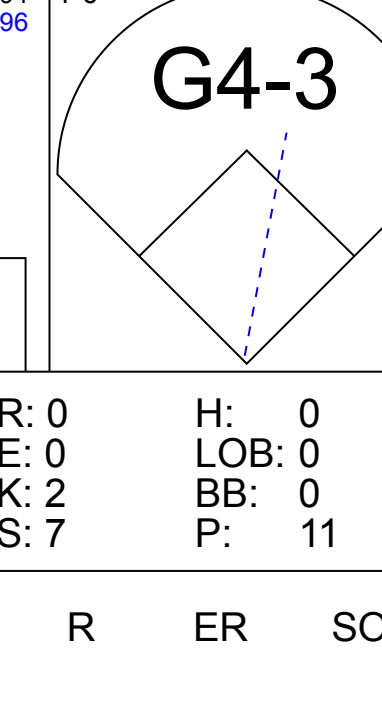





Batter	1	2	3	4	5	6	7	8	9	AB	R	H	RBI	BB	SO	LOB	TOP					
24 Grady Sizemore, L (1, 8) OBP: 0.400, SLG: 0.714	G4-3		F8	K			K		2B	5	0	1	0	0	2	3	<b>Cleveland Indians @ Minnesota Twins</b> Target Field, Minneapolis, MN Sun Apr 24 2011, 1:13 PM - 3:56 PM CDT Att: 39,388 - Partly Cloudy - 56 F					
13 Asdrúbal Cabrera, S (1, 6) OBP: 0.315, SLG: 0.445	G4-3		K		F9		F8		F7	5	0	0	0	0	1	2						
17 Shin-Soo Choo, L (1, 9) OBP: 0.264, SLG: 0.305				G4-3	F8			K		4	0	1	0	0	1	0						
41 Carlos Santana, S (1, 3) OBP: 0.329, SLG: 0.314		F8		BB	G5-3			BB		2	1	0	0	2	0	1						
48 Travis Hafner, L (1, 10) OBP: 0.395, SLG: 0.580 8 Adam Everett, R (8, PR) OBP: 0.474, SLG: 0.375	G3			BB				BB		4	1	2	0	0	0	0						
20 Orlando Cabrera, R (1, 4) OBP: 0.293, SLG: 0.372		BB		BB				BB		0	0	0	0	0	0	0						
23 Michael Brantley, L (1, 7) OBP: 0.379, SLG: 0.360		BB		BB				BB		4	1	2	1	0	1	2						
6 Lou Marson, R (1, 2) OBP: 0.421, SLG: 0.500 47 Shelley Duncan, R (9, PH) OBP: 0.375, SLG: 0.533		F8		BB					G6-3	2	0	0	0	1	0	1						
9 Jack Hannahan, L (1, 5) OBP: 0.323, SLG: 0.407			P6		F8				L8	1	0	0	0	0	0	0						
										4	0	1	0	0	0	2						
<b>Inning Stats</b>	R: 0 H: 1 E: 0 K: 0 S: 8	H: 1 LOB: 1 BB: 0 P: 14	R: 0 H: 0 E: 0 K: 0 S: 12	H: 1 LOB: 1 BB: 0 P: 17	R: 0 H: 0 E: 0 K: 1 S: 8	H: 0 LOB: 0 BB: 0 P: 13	R: 3 H: 3 E: 0 K: 1 S: 16	H: 3 LOB: 2 BB: 2 P: 29	R: 0 H: 0 E: 0 K: 0 S: 5	H: 0 LOB: 0 BB: 0 P: 7	R: 0 H: 0 E: 0 K: 0 S: 6	H: 0 LOB: 0 BB: 0 P: 8	R: 0 H: 1 E: 0 K: 2 S: 8	H: 1 LOB: 2 BB: 1 P: 23	R: 0 H: 1 E: 0 K: 2 S: 12	H: 1 LOB: 2 BB: 1 P: 23	R: 0 H: 1 E: 0 K: 0 S: 6	H: 1 LOB: 1 BB: 0 P: 8	1B: 5 2B: 3 HR: 0	SF: 0 SAC: 0 DP: 0 HBP: 0	WP: 0 PB: 0 SB: 0 CS: 0	PA: 38
<b>PITCHER</b>	IP WLS BF H R ER SO BB IBB HBP BLK WP HR S P ERA WHIP																					
48 Carl Pavano, R (1, 1) ERA: 5.12	7.0 W 29 6 3 3 3 2 0 0 0 0 0 0 63 101 3.86 1.143																					
15 Glen Perkins, L (8, 1) ERA:	0.1 H 3 1 0 0 1 1 0 0 0 0 0 0 7 14 0.00 6.000																					
37 Jim Hoey, R (8, 1) ERA:	0.1 H 1 0 0 0 1 0 0 0 0 0 0 0 4 6 0.00 0.000																					
50 Jose Mijares, L (8, 1) ERA: 1.42	0.1 H 1 0 0 0 0 0 0 0 0 0 0 0 1 3 0.00 0.000																					
55 Matt Capps, R (9, 1) ERA: 3.75	1.0 S 4 1 0 0 0 0 0 0 0 0 0 0 6 8 0.00 1.000																					
<b>Batter</b>	<b>1</b>	<b>2</b>	<b>3</b>	<b>4</b>	<b>5</b>	<b>6</b>	<b>7</b>	<b>8</b>	<b>9</b>	<b>AB</b>	<b>R</b>	<b>H</b>	<b>RBI</b>	<b>BB</b>	<b>SO</b>	<b>LOB</b>	<b>BOTTOM</b>					
2 Denard Span, L (1, 8) OBP: 0.356, SLG: 0.412	G3-1		BB		F7		E4			4	2	1	0	0	0	1	<b>Cleveland Indians @ Minnesota Twins</b> Target Field, Minneapolis, MN Sun Apr 24 2011, 1:13 PM - 3:56 PM CDT Att: 39,388 - Partly Cloudy - 56 F					
18 Jason Repko, R (1, 7) OBP: 0.316, SLG: 0.211			F7		G5-3		SH1-4			2	0	0	0	1	0	2						
16 Jason Kubel, L (1, 9) OBP: 0.390, SLG: 0.520										3	1	2	2	1	1	1						
33 Justin Morneau, L (1, 3) OBP: 0.292, SLG: 0.344										3	0	2	2	1	0	1						
5 Michael Cuddyer, R (1, 4) OBP: 0.305, SLG: 0.360										4	0	1	0	0	0	5						
25 Jim Thome, L (1, 10) OBP: 0.339, SLG: 0.396										4	0	2	0	0	0	0						
22 Danny Valencia, R (1, 5) OBP: 0.301, SLG: 0.320										4	0	0	0	0	2	2						
41 Drew Butera, R (1, 2) OBP: 0.171, SLG: 0.206										4	0	0	0	0	1	1						
12 Alexi Casilla, S (1, 6) OBP: 0.245, SLG: 0.240										3	1	2	0	0	0	1						
										4	0	2	0	0	0	0						
<b>Inning Stats</b>	R: 0 H: 0 E: 0 K: 1 S: 16	H: 1 LOB: 2 BB: 0 P: 30	R: 0 H: 1 E: 0 K: 0 S: 7	H: 1 LOB: 0 BB: 0 P: 10	R: 2 H: 5 E: 0 K: 0 S: 10	H: 5 LOB: 2 BB: 0 P: 16	R: 0 H: 1 E: 0 K: 0 S: 9	H: 1 LOB: 1 BB: 0 P: 18	R: 0 H: 1 E: 0 K: 0 S: 10	H: 1 LOB: 2 BB: 1 P: 18	R: 0 H: 0 E: 0 K: 1 S: 7	H: 0 LOB: 0 BB: 0 P: 9	R: 2 H: 2 E: 1 K: 0 S: 12	H: 2 LOB: 1 BB: 0 P: 16	R: 0 H: 0 E: 0 K: 2 S: 8	H: 0 LOB: 0 BB: 0 P: 12	R: 0 H: 0 E: 0 K: 2 S: 8	H: 0 LOB: 0 BB: 0 P: 12	1B: 7 2B: 3 HR: 0	SF: 0 SAC: 1 DP: 1 HBP: 0	WP: 0 PB: 0 SB: 0 CS: 0	PA: 35
<b>PITCHER</b>	IP WLS BF H R ER SO BB IBB HBP BLK WP HR S P ERA WHIP																					
59 Carlos Carrasco, R (1, 1) ERA: 4.97	3.0 14 3 1 1 1 1 0 0 0 0 0 0 29 48 3.00 1.333																					
56 Jeanmar Gómez, R (4, 1) ERA: 7.36	3.0 L 4 1 1 0 0 0 0 0 0 0 0 0 8 12 0.00 1.500																					
53 Rafael Perez, L (7, 1) ERA:	1.1 4 0 0 0 2 0 0 0 0 0 0 0 9 13 0.00 0.000																					
52 Vinnie Pestano, R (7, 1) ERA: 1.13	1.1 4 0 0 0 2 0 0 0 0 0 0 0 9 13 0.00 0.000																					







Batter	1	2	3	4	5	6	7	8	9	AB R H RBI BB SO LOB	TOP		
1 Jarrod Dyson, L (1, 8) OBP: 0.308, SLG: 0.100										5 0 1 0 0 1 2	<b>Kansas City Royals @ Cleveland Indians</b> Progressive Field, Cleveland, OH Wed Apr 27 2011, 7:09 PM - 9:54 PM EDT Att: 9,722 - Overcast - 73 F		
53 Melky Cabrera, S (1, 7) OBP: 0.313, SLG: 0.458										4 0 0 0 0 0 2			
4 Alex Gordon, L (1, 3) OBP: 0.396, SLG: 0.505										3 0 0 0 1 0 2			
16 Billy Butler, R (1, 10) OBP: 0.423, SLG: 0.437										4 0 1 0 0 0 1			
21 Jeff Francoeur, R (1, 9) OBP: 0.370, SLG: 0.593										4 1 2 1 0 1 0			
24 Wilson Betemit, S (1, 5) OBP: 0.414, SLG: 0.508										4 0 1 0 0 2 2			
13 Mike Aviles, R (1, 4) OBP: 0.265, SLG: 0.531										4 1 1 1 0 0 1			
3 Brayan Peña, S (1, 2) OBP: 0.256, SLG: 0.308										3 0 0 0 1 0 0			
2 Alcides Escobar, R (1, 6) OBP: 0.245, SLG: 0.253										4 0 2 0 0 0 1			
<b>Inning Stats</b>	R: 0 H: 0 E: 0 K: 1 S: 14	WLS: 0 BF: 24 LOB: 1 BB: 1 P: 21	R: 2 H: 2 E: 0 K: 0 S: 14	R: 0 H: 0 E: 0 K: 0 S: 10	H: 1 LOB: 1 BB: 0 P: 12	R: 0 H: 2 E: 0 K: 0 S: 14	H: 0 LOB: 1 BB: 0 P: 15	R: 0 H: 0 E: 0 K: 1 S: 18	H: 2 LOB: 2 BB: 0 P: 22	R: 0 H: 1 E: 0 K: 0 S: 12		1B: 4 2B: 2 3B: 0 HR: 2	SF: 0 SAC: 0 DP: 0 HBP: 0
<b>PITCHER</b>	IP WLS BF H R ER SO BB IBB HBP BLK WP HR S P ERA WHIP												
43 Josh Tomlin, R (1, 1) ERA: 2.45	6.0 W 24 5 2 2 3 1 0 0 0 0 0 2 73 100 3.00 1.000												
53 Rafael Perez, L (7, 1) ERA: 2.45	1.2 6 0 0 0 0 1 0 0 0 0 0 0 13 21 0.00 0.600												
38 Joe Smith, R (8, 1) ERA: 2.45	0.1 3 2 0 0 1 0 0 0 0 0 0 0 13 17 0.00 6.000												
37 Chad Durbin, R (9, 1) ERA: 6.75	1.0 4 1 0 0 0 0 0 0 0 0 0 0 12 16 0.00 1.000												

Batter	1	2	3	4	5	6	7	8	9	AB R H RBI BB SO LOB	BOTTOM			
24 Grady Sizemore, L (1, 8) OBP: 0.425, SLG: 0.811										5 1 1 0 0 2 3	<b>Kansas City Royals @ Cleveland Indians</b> Progressive Field, Cleveland, OH Wed Apr 27 2011, 7:09 PM - 9:54 PM EDT Att: 9,722 - Overcast - 73 F			
13 Adrián Cabrera, S (1, 6) OBP: 0.351, SLG: 0.638										5 1 1 0 0 1 2				
17 Shin-Soo Choo, L (1, 9) OBP: 0.303, SLG: 0.375										2 1 2 0 1 0 0				
47 Shelley Duncan, R (1, 3) OBP: 0.400, SLG: 0.579										4 1 2 0 0 2 2				
7 Matt LaPorta, R (7, 3) OBP: 0.355, SLG: 0.469										0 0 0 0 0 0 0				
48 Travis Hafner, L (1, 10) OBP: 0.393, SLG: 0.566										4 1 1 1 0 1 4				
20 Orlando Cabrera, R (1, 4) OBP: 0.289, SLG: 0.365										3 1 1 3 1 0 3				
26 Austin Kearns, R (1, 7) OBP: 0.286, SLG: 0.233										4 1 1 0 0 0 2				
9 Jack Hannahan, L (1, 5) OBP: 0.342, SLG: 0.507										4 0 1 1 0 0 1				
6 Lou Marson, R (1, 2) OBP: 0.391, SLG: 0.474										3 0 1 1 0 1 0				
<b>Inning Stats</b>	R: 5 H: 7 E: 0 K: 0 S: 21	H: 1 LOB: 2 BB: 0 P: 39	R: 1 H: 1 E: 1 K: 1 S: 9	H: 1 LOB: 1 BB: 0 P: 12	R: 0 H: 1 E: 0 K: 2 S: 10	H: 1 LOB: 1 BB: 0 P: 14	R: 0 H: 0 E: 0 K: 1 S: 8	H: 1 LOB: 1 BB: 1 P: 13	R: 0 H: 0 E: 0 K: 0 S: 5	H: 0 LOB: 0 BB: 1 P: 10	R: 0 H: 0 E: 0 K: 2 S: 7	1B: 7 2B: 4 3B: 0 HR: 0	SF: 1 SAC: 0 DP: 1 HBP: 1	WP: 0 PA: 38 PB: 1 SB: 2 CS: 0
<b>PITCHER</b>	IP WLS BF H R ER SO BB IBB HBP BLK WP HR S P ERA WHIP													
26 Jeff Francis, L (1, 1) ERA: 5.03	3.0 L 21 10 6 5 1 0 0 0 0 0 0 0 41 70 15.00 3.333													
47 Nate Adcock, R (4, 1) ERA: 2.7	3.0 11 1 1 0 4 0 1 0 0 0 0 0 24 39 0.00 0.333													
48 Joakim Soria, R (7, 1) ERA: 5.06	1.0 3 0 0 0 0 1 0 0 0 0 0 0 5 10 0.00 1.000													
41 Jeremy Jeffress, R (8, 1) ERA: 3.72	1.0 3 0 0 0 2 0 0 0 0 0 0 0 7 11 0.00 0.000													



Batter	1	2	3	4	5	6	7	8	9	AB	R	H	RBI	BB	SO	LOB	TOP								
1 Jarrod Dyson, L OBP: 0.235, SLG: 0.071	G6-3		FC3-2			G4-3		K		4	0	0	0	0	1	2									
53 Melky Cabrera, S OBP: 0.302, SLG: 0.441	G4-3		K			G4-3		F9		4	0	0	0	0	1	2									
4 Alex Gordon, L OBP: 0.382, SLG: 0.485	F8				F7			F7		4	0	0	0	0	1	0									
16 Billy Butler, R OBP: 0.435, SLG: 0.449		G6-4-3 BB			G6-3			21 2B		2	1	1	0	2	0	0									
21 Jeff Francoeur, R OBP: 0.369, SLG: 0.596		G6-4-3			F7			24 2B		3	1	1	0	0	0	1									
12 Mitch Maier, L OBP: 0.429, SLG: 0.200		1-2F						24 2B		1	0	0	0	0	0	1									
24 Wilson Betemit, S OBP: 0.405, SLG: 0.508					G4-3					4	0	1	2	0	1	1									
13 Mike Aviles, R OBP: 0.250, SLG: 0.500			F8		L6			F8		4	0	0	0	0	0	2									
15 Matt Treanor, R OBP: 0.281, SLG: 0.286			F8		L6			F8		3	0	2	0	0	0	1									
2 Alcides Escobar, R OBP: 0.248, SLG: 0.265			2 2B		FC3-2			G5-3		3	0	2	0	0	0	1									
17 Chris Getz, L OBP: 0.337, SLG: 0.273			FC3-2		FC6-4			F8		3	0	1	0	0	0	2									
Inning Stats	R: 0 E: 0 K: 0 S: 4	H: 0 LOB: 0 BB: 5	R: 0 E: 0 K: 0 S: 5	H: 0 LOB: 0 BB: 1 P: 13	R: 0 E: 0 K: 1 S: 15	H: 2 LOB: 2 BB: 0 P: 21	R: 0 E: 0 K: 0 S: 9	H: 0 LOB: 0 BB: 0 P: 13	R: 0 E: 0 K: 0 S: 10	H: 1 LOB: 1 BB: 0 P: 11	R: 0 E: 0 K: 1 S: 7	H: 0 LOB: 0 BB: 0 P: 8	R: 2 E: 0 K: 0 S: 10	H: 2 LOB: 1 BB: 1 P: 15	R: 0 E: 0 K: 1 S: 9	H: 0 LOB: 0 BB: 0 P: 12	R: 0 E: 0 K: 1 S: 13	H: 1 LOB: 1 BB: 0 P: 18	1B: 2 2B: 4 3B: 0 HR: 0	SF: 0 SAC: 0 DP: 1 HBP: 0	WP: 0 PB: 0 SB: 0 CS: 0	PA: 34			
PITCHER	IP	WLS	BF	H	R	ER	SO	BB	IBB	HBP	BLK	WP	HR	S	P	ERA	WHIP								
55 Roberto Hernandez, R ERA: 5.15	7.0	W	27	5	2	2	2	2	0	0	0	0	0	60	86	2.57	1.000								
49 Tony Sipp, L ERA: 2.45	1.0		3	0	0	0	1	0	0	0	0	0	0	9	12	0.00	0.000								
39 Justin Germano, R ERA: 4.0	1.0		4	1	0	0	1	0	0	0	0	0	0	13	18	0.00	1.000								

Kansas City Royals @ Cleveland Indians  
 Progressive Field, Cleveland, OH  
 Thu Apr 28 2011, 7:07 PM - 9:31 PM EDT  
 Att: 9,076 - Cloudy - 57 F

livebaseballscorecards.com

AB 32  
 R 2  
 H 6  
 RBI 2  
 BB 2  
 SO 4  
 LOB 12



Batter	1	2	3	4	5	6	7	8	9	AB	R	H	RBI	BB	SO	LOB	BOTTOM								
24 Grady Sizemore, L OBP: 0.432, SLG: 0.878	G4-3					P3		K		4	2	2	2	0	0	1									
26 Austin Kearns, R OBP: 0.278, SLG: 0.226										1	0	0	0	0	1	1									
13 Asdrubal Cabrera, S OBP: 0.318, SLG: 0.440	F8					F8				4	0	1	1	0	1	1									
8 Adam Everett, R OBP: 0.474, SLG: 0.375										0	0	0	0	0	0	0									
17 Shin-Soo Choo, L OBP: 0.311, SLG: 0.413						F9				4	1	2	1	0	0	1									
41 Carlos Santana, S OBP: 0.312, SLG: 0.333										4	1	1	1	0	2	2									
47 Shelley Duncan, R OBP: 0.375, SLG: 0.652										4	1	1	1	0	2	2									
20 Orlando Cabrera, R OBP: 0.298, SLG: 0.371										4	1	2	0	0	0	0									
23 Michael Brantley, L OBP: 0.379, SLG: 0.546										2	1	0	0	2	0	1									
7 Matt LaPorta, R OBP: 0.338, SLG: 0.441										4	0	0	0	0	1	4									
9 Jack Hannahan, L OBP: 0.364, SLG: 0.522										2	1	1	2	2	0	1									
Inning Stats	R: 2 E: 0 K: 1 S: 10	H: 2 LOB: 0 BB: 0 P: 19	R: 0 E: 0 K: 0 S: 9	H: 1 LOB: 1 BB: 0 P: 15	R: 1 E: 0 K: 2 S: 12	H: 1 LOB: 0 BB: 0 P: 21	R: 5 E: 0 K: 3 S: 21	H: 6 LOB: 2 BB: 1 P: 31	R: 0 E: 0 K: 0 S: 8	H: 0 LOB: 0 BB: 1 P: 18	R: 0 E: 0 K: 0 S: 12	H: 0 LOB: 1 BB: 1 P: 20	R: 0 E: 0 K: 0 S: 6	H: 0 LOB: 0 BB: 0 P: 11	R: 0 E: 0 K: 1 S: 10	H: 0 LOB: 1 BB: 1 P: 22	1B: 3 2B: 3 3B: 0 HR: 4	SF: 0 SAC: 0 DP: 1 HBP: 0	WP: 1 PB: 0 SB: 0 CS: 0	PA: 37					
PITCHER	IP	WLS	BF	H	R	ER	SO	BB	IBB	HBP	BLK	WP	HR	S	P	ERA	WHIP								
34 Kyle Davies, R ERA: 7.98	3.1	L	20	1	0	0	2	2	0	0	0	0	0	30	49	0.00	1.125								
55 Tim Collins, L ERA: 4.6	2.2		10	1	0	0	2	2	0	0	0	0	0	6	11	0.00	0.000								
38 Blake Wood, R ERA: 4.7	1.0		3	0	0	0	0	0	0	0	0	0	0	10	22	0.00	1.000								
43 Aaron Crow, R ERA:	1.0		4	0	0	0	1	1	0	0	0	0	0	10	22	0.00	1.000								

Kansas City Royals @ Cleveland Indians  
 Progressive Field, Cleveland, OH  
 Thu Apr 28 2011, 7:07 PM - 9:31 PM EDT  
 Att: 9,076 - Cloudy - 57 F

livebaseballscorecards.com

AB 33  
 R 8  
 H 10  
 RBI 8  
 BB 4  
 SO 7  
 LOB 14





Batter	1	2	3	4	5	6	7	8	9	AB	R	H	RBI	BB	SO	LOB	TOP										
14 Austin Jackson, R OBP: 0.239, SLG: 0.257	L9	1B		1B		K		K		5	0	2	0	0	2	2	<b>Detroit Tigers @ Cleveland Indians</b> Progressive Field, Cleveland, OH Fri Apr 29 2011, 7:07 PM - 10:18 PM EDT Att: 15,568 - Partly Cloudy - 51 F										
28 Will Rhymes, L OBP: 0.314, SLG: 0.200	1B	K		F8				G3-1		4	1	1	0	1	1	5											
30 Magglio Ordonez, R(1, 10) OBP: 0.246, SLG: 0.190	G5-3		G6-3		1B			G6-3		5	0	1	0	0	1	4											
24 Miguel Cabrera, R OBP: 0.434, SLG: 0.591	HR		G6-3		F8			F8		5	2	2	2	0	0	1											
26 Brennan Boesch, L OBP: 0.414, SLG: 0.482	E3		K		F7			F8		5	1	1	0	0	1	1											
25 Ryan Raburn, R OBP: 0.296, SLG: 0.427	CS		1B		K			G1-3		5	1	2	0	0	2	3											
27 Jhonny Peralta, R OBP: 0.330, SLG: 0.389			G4-3		G4-3			1B		4	0	1	1	0	0	2											
13 Alex Avila, L OBP: 0.364, SLG: 0.565			SF7		SF7			SF7		2	0	2	2	0	0	0											
15 Brandon Inge, R OBP: 0.276, SLG: 0.338	FC5-2-5		2B		E6			K		4	0	1	0	0	1	4											
<b>Inning Stats</b>	R: 2 H: 2 E: 1 K: 0 S: 11	H: 2 LOB: 0 BB: 0 P: 18	R: 0 H: 3 E: 0 K: 1 S: 12	H: 3 LOB: 3 BB: 0 P: 18	R: 0 H: 0 E: 0 K: 1 S: 6	H: 0 LOB: 0 BB: 0 P: 12	R: 1 H: 3 E: 0 K: 0 S: 8	H: 3 LOB: 2 BB: 0 P: 14	R: 0 H: 1 E: 0 K: 2 S: 17	H: 1 LOB: 3 BB: 1 P: 29	R: 2 H: 3 E: 0 K: 1 S: 9	H: 3 LOB: 0 BB: 0 P: 13	R: 0 H: 0 E: 0 K: 1 S: 7	H: 0 LOB: 0 BB: 0 P: 11	R: 0 H: 0 E: 0 K: 1 S: 5	H: 0 LOB: 0 BB: 0 P: 11		1B: 9 2B: 3 3B: 0 HR: 1	SF: 2 SAC: 0 DP: 0 HBP: 0	WP: 0 PA: 43 PB: 0 SB: 0 CS: 1							
<b>PITCHER</b>	IP	WLS	BF	H	R	ER	SO	BB	IBB	HBP	BLK	WP	HR	S	P	ERA	WHIP										
58 Jeanmar Gómez, R ERA: 6.23	5.2		28	10	3	3	4	0	0	0	0	0	1	58	97	4.76	1.765										
37 Chad Durbin, R ERA: 8.39	0.1		4	2	2	2	1	1	0	0	0	0	0	10	16	54.00	9.000										
38 Joe Smith, R ERA: 1.93	1.0		4	1	0	0	1	0	0	0	0	0	0	6	9	0.00	1.000										
52 Vinnie Pestano, R ERA: 0.9	1.0		3	0	0	0	1	0	0	0	0	0	0	7	13	0.00	0.000										
54 Chris Perez, R ERA: 2.7	1.0	W	3	0	0	0	1	0	0	0	0	0	0	5	11	0.00	0.000										

Batter	1	2	3	4	5	6	7	8	9	AB	R	H	RBI	BB	SO	LOB	BOTTOM										
24 Grady Sizemore, L OBP: 0.429, SLG: 0.822	K		P6			G3				4	2	1	0	1	1	0	<b>Detroit Tigers @ Cleveland Indians</b> Progressive Field, Cleveland, OH Fri Apr 29 2011, 7:07 PM - 10:18 PM EDT Att: 15,568 - Partly Cloudy - 51 F										
13 Adrián Cabrera, S OBP: 0.339, SLG: 0.419	BB		K			BB				3	3	2	2	2	1	0											
17 Shin-Soo Choo, L OBP: 0.324, SLG: 0.411	BB				1B			HR		3	1	1	0	2	1	3											
41 Carlos Santana, S OBP: 0.316, SLG: 0.366	G6-4-3		K		K					4	1	1	4	1	1	3											
47 Shelley Duncan, R OBP: 0.393, SLG: 0.630	1B		G5-4-3		G5-4-3			G5-3		4	0	2	2	0	0	1											
20 Orlando Cabrera, R OBP: 0.296, SLG: 0.366	K				G2-3			1B		4	0	1	0	0	1	3											
23 Michael Brantley, L OBP: 0.374, SLG: 0.541	K				F7			1B		4	0	1	0	0	1	1											
7 Matt LaPorta, R OBP: 0.333, SLG: 0.472	F8				F8			K		4	1	1	1	0	1	3											
9 Jack Hannahan, L OBP: 0.358, SLG: 0.507			K					HR		4	0	1	0	0	2	0											
8 Adam Everett, R OBP: 0.474, SLG: 0.375			K			K		P3		0	1	0	0	0	0	0											
<b>Inning Stats</b>	R: 0 H: 0 E: 0 K: 1 S: 10	H: 1 LOB: 1 BB: 2 P: 20	R: 0 H: 1 E: 0 K: 2 S: 12	H: 1 LOB: 1 BB: 0 P: 14	R: 0 H: 0 E: 0 K: 2 S: 9	H: 0 LOB: 0 BB: 0 P: 13	R: 0 H: 1 E: 0 K: 1 S: 7	H: 1 LOB: 0 BB: 0 P: 13	R: 0 H: 2 E: 0 K: 1 S: 12	H: 2 LOB: 2 BB: 2 P: 23	R: 3 H: 2 E: 0 K: 0 S: 8	H: 2 LOB: 0 BB: 1 P: 18	R: 0 H: 2 E: 0 K: 1 S: 13	H: 2 LOB: 2 BB: 0 P: 23	R: 4 H: 3 E: 0 K: 1 S: 10	H: 3 LOB: 1 BB: 1 P: 21	1B: 8 2B: 0 3B: 0 HR: 3	SF: 0 SAC: 0 DP: 2 HBP: 0	WP: 0 PA: 40 PB: 0 SB: 1 CS: 0								
<b>PITCHER</b>	IP	WLS	BF	H	R	ER	SO	BB	IBB	HBP	BLK	WP	HR	S	P	ERA	WHIP										
37 Max Scherzer, R ERA: 3.82	6.2		29	6	5	5	7	5	0	0	0	0	2	61	105	6.75	1.650										
55 Daniel Scherzer, L ERA: 2.08	0.2		2	0	0	0	0	0	0	0	0	0	0	4	8	0.00	0.000										
45 Ryan Perry, R ERA: 7.71	0.2		4	2	0	0	1	0	0	0	0	0	0	10	17	0.00	3.000										
53 Joaquin Benoit, R ERA: 6.1	0.1	L	5	3	4	4	1	0	1	0	0	0	1	10	21	108.00	9.000										



Batter	1	2	3	4	5	6	7	8	9	10	11	12	13	AB R H RBI BB SO LOB	TOP															
14 Austin Jackson, R OBP: 0.252, SLG: 0.227														4 0 1 0 2 3 0	<b>Detroit Tigers @ Cleveland Indians</b> Progressive Field, Cleveland, OH Sat Apr 30 2011, 6:09 PM - 10:04 PM EDT Att. 26,433 - Overcast - 54 F															
28 Will Rhymes, L OBP: 0.315, SLG: 0.222														3 0 1 0 0 1 1																
39 Ramon Santiago, R OBP: 0.265, SLG: 0.281														2 0 2 0 0 0 0																
30 Magglio Ordonez, R OBP: 0.227, SLG: 0.174														6 0 0 0 0 1 5																
24 Miguel Cabrera, R OBP: 0.454, SLG: 0.635														3 1 2 1 3 0 1																
26 Brennan Boesch, L OBP: 0.399, SLG: 0.451														6 0 0 0 0 0 7																
25 Ryan Raburn, R OBP: 0.298, SLG: 0.453														6 1 2 1 0 2 1																
27 Jhonny Peralta, R OBP: 0.330, SLG: 0.382														6 0 2 0 0 2 3																
13 Alex Avila, L OBP: 0.354, SLG: 0.541														5 0 1 0 0 1 2																
15 Brandon Inge, R OBP: 0.261, SLG: 0.318														5 0 0 0 0 2 1																
<b>Inning Stats</b>	R: 0 E: 0 K: 0 S: 10	H: 1 LOB: 2 BB: 1 P: 18	R: 0 E: 0 K: 1 S: 8	H: 0 LOB: 0 BB: 0 P: 13	R: 0 E: 0 K: 0 S: 11	H: 1 LOB: 1 BB: 1 P: 21	R: 2 E: 0 K: 2 S: 16	H: 3 LOB: 1 BB: 0 P: 23	R: 0 E: 0 K: 0 S: 11	H: 0 LOB: 2 BB: 0 P: 20	R: 0 E: 0 K: 1 S: 6	H: 1 LOB: 0 BB: 0 P: 14	R: 0 E: 0 K: 2 S: 8	H: 0 LOB: 0 BB: 0 P: 10	R: 0 E: 0 K: 2 S: 10	H: 1 LOB: 2 BB: 1 P: 19	R: 0 E: 0 K: 2 S: 11	H: 0 LOB: 0 BB: 0 P: 14	R: 0 E: 0 K: 1 S: 10	H: 1 LOB: 0 BB: 0 P: 19	R: 0 E: 0 K: 2 S: 8	H: 1 LOB: 1 BB: 0 P: 10	R: 0 E: 0 K: 2 S: 7	H: 1 LOB: 1 BB: 0 P: 11	1B: 7 2B: 0 3B: 0 HR: 2	SF: 0 SAC: 1 DP: 2 HBP: 0	W/P: 0 PB: 0 SB: 0 CS: 1	PA: 52		
<b>PITCHER</b>	IP WLS BF H R ER SO BB IBB HBP BLK WP HR S P ERA WHIP	32 Alex White, R ERA: 3.0	38 Joe Smith, R ERA: 1.59	52 Vinnie Pestano, R ERA: 0.82	54 Chris Perez, R ERA: 2.45	53 Rafael Perez, L ERA:	49 Tony Sipp, L ERA: 2.08																							

AB	46
R	2
H	11
RBI	2
BB	5
SO	12
LOB	21



Batter	1	2	3	4	5	6	7	8	9	10	11	12	13	AB R H RBI BB SO LOB	BOTTOM														
23 Michael Brantley, L OBP: 0.381, SLG: 0.395														6 2 3 1 0 0 0	<b>Detroit Tigers @ Cleveland Indians</b> Progressive Field, Cleveland, OH Sat Apr 30 2011, 6:09 PM - 10:04 PM EDT Att. 26,433 - Overcast - 54 F														
13 Asdrubal Cabrera, S OBP: 0.333, SLG: 0.463														4 0 0 0 0 1 0															
17 Shin-Soo Choo, L OBP: 0.325, SLG: 0.400														5 0 1 0 1 1 1															
41 Carlos Santana, S OBP: 0.327, SLG: 0.395														4 1 1 1 2 3 1															
20 Orlando Cabrera, R OBP: 0.306, SLG: 0.374														6 0 3 1 0 0 0															
9 Jack Hannahan, L OBP: 0.349, SLG: 0.481														4 0 0 0 1 3 2															
7 Matt LaPorta, R OBP: 0.337, SLG: 0.481														5 0 2 0 0 2 3															
26 Austin Kearns, R OBP: 0.244, SLG: 0.194														5 0 0 0 0 3 2															
6 Lou Marson, R OBP: 0.321, SLG: 0.375														5 0 0 0 0 4 2															
<b>Inning Stats</b>	R: 0 E: 0 K: 0 S: 5	H: 0 LOB: 0 BB: 0 P: 8	R: 0 E: 0 K: 1 S: 7	H: 0 LOB: 0 BB: 0 P: 12	R: 0 E: 0 K: 2 S: 9	H: 2 LOB: 2 BB: 0 P: 12	R: 1 E: 0 K: 1 S: 10	H: 1 LOB: 0 BB: 0 P: 13	R: 0 E: 0 K: 0 S: 11	H: 1 LOB: 1 BB: 0 P: 15	R: 1 E: 0 K: 1 S: 17	H: 3 LOB: 3 BB: 0 P: 27	R: 0 E: 0 K: 0 S: 8	H: 0 LOB: 0 BB: 0 P: 13		R: 0 E: 0 K: 2 S: 10	H: 0 LOB: 0 BB: 0 P: 13	R: 0 E: 0 K: 2 S: 8	H: 0 LOB: 0 BB: 0 P: 12	R: 0 E: 0 K: 1 S: 10	H: 1 LOB: 2 BB: 1 P: 19	R: 0 E: 0 K: 3 S: 10	H: 0 LOB: 0 BB: 0 P: 15	R: 1 E: 1 K: 0 S: 4	H: 2 LOB: 3 BB: 2 P: 13	1B: 7 2B: 1 3B: 0 HR: 2	SF: 0 SAC: 1 DP: 1 HBP: 1	W/P: 0 PB: 0 SB: 0 CS: 0	PA: 50
<b>PITCHER</b>	IP WLS BF H R ER SO BB IBB HBP BLK WP HR S P ERA WHIP	21 Rick Porcello, R ERA: 4.25	62 AJ Abreuque, R ERA: 2.18	55 Daniel Schlereth, L ERA: 1.86	60 Brayton Villarreal, R ERA: 4.5																								

AB	44
R	3
H	10
RBI	3
BB	4
SO	17
LOB	11





Batter	1	2	3	4	5	6	7	8	9	AB	R	H	RBI	BB	SO	LOB	TOP								
28 Will Rhymes, L OBP: 0.321, SLG: 0.235										5	1	2	0	0	1	2	<b>Detroit Tigers @ Cleveland Indians</b> Progressive Field, Cleveland, OH Sun May 01 2011, 1:07 PM - 4:10 PM EDT Att: 14,164 - Cloudy - 65 F								
39 Ramon Santiago, S OBP: 0.289, SLG: 0.265										2	0	0	0	1	0	4									
32 Don Kelly, L OBP: 0.256, SLG: 0.367										5	2	2	1	0	0	3									
24 Miguel Cabrera, R OBP: 0.460, SLG: 0.626										3	0	1	1	1	1	0									
26 Brennan Boesch, L OBP: 0.382, SLG: 0.438										5	0	1	0	0	2	6									
25 Ryan Raburn, R OBP: 0.296, SLG: 0.444										4	0	1	0	0	1	2									
13 Alex Avila, L OBP: 0.337, SLG: 0.519										3	0	0	1	0	2	1									
15 Brandon Inge, R OBP: 0.260, SLG: 0.315										4	0	1	0	0	1	2									
14 Austin Jackson, R OBP: 0.269, SLG: 0.269										3	1	2	0	1	1	0									
<b>Inning Stats</b>	R: 2 H: 2 E: 0 K: 0 S: 13	H: 2 LOB: 1 BB: 1 P: 23	R: 0 H: 0 E: 0 K: 0 S: 11	H: 2 LOB: 2 BB: 1 P: 19	R: 0 H: 0 E: 0 K: 2 S: 12	H: 0 LOB: 0 BB: 0 P: 14	R: 0 H: 0 E: 0 K: 1 S: 8	H: 0 LOB: 0 BB: 0 P: 12	R: 0 H: 0 E: 0 K: 1 S: 8	H: 0 LOB: 0 BB: 0 P: 13	R: 0 H: 1 E: 0 K: 2 S: 11	H: 1 LOB: 1 BB: 0 P: 21	R: 0 H: 1 E: 0 K: 1 S: 9	H: 1 LOB: 2 BB: 0 P: 13	R: 1 H: 2 E: 0 K: 2 S: 13	H: 2 LOB: 2 BB: 1 P: 21	R: 1 H: 2 E: 0 K: 0 S: 11	H: 2 LOB: 2 BB: 1 P: 19	1B: 9 2B: 1 3B: 0 HR: 0	SF: 1 SAC: 1 DP: 1 HBP: 2	WP: 0 PB: 1 SB: 2 CS: 0	PA: 41			
<b>PITCHER</b>	IP WLS BF H R ER SO BB IBB HBP BLK WP HR S P ERA WHIP	IP WLS BF H R ER SO BB IBB HBP BLK WP HR S P ERA WHIP	IP WLS BF H R ER SO BB IBB HBP BLK WP HR S P ERA WHIP	IP WLS BF H R ER SO BB IBB HBP BLK WP HR S P ERA WHIP	IP WLS BF H R ER SO BB IBB HBP BLK WP HR S P ERA WHIP	IP WLS BF H R ER SO BB IBB HBP BLK WP HR S P ERA WHIP	IP WLS BF H R ER SO BB IBB HBP BLK WP HR S P ERA WHIP	IP WLS BF H R ER SO BB IBB HBP BLK WP HR S P ERA WHIP	IP WLS BF H R ER SO BB IBB HBP BLK WP HR S P ERA WHIP	IP WLS BF H R ER SO BB IBB HBP BLK WP HR S P ERA WHIP	IP WLS BF H R ER SO BB IBB HBP BLK WP HR S P ERA WHIP	IP WLS BF H R ER SO BB IBB HBP BLK WP HR S P ERA WHIP	IP WLS BF H R ER SO BB IBB HBP BLK WP HR S P ERA WHIP	IP WLS BF H R ER SO BB IBB HBP BLK WP HR S P ERA WHIP	IP WLS BF H R ER SO BB IBB HBP BLK WP HR S P ERA WHIP	IP WLS BF H R ER SO BB IBB HBP BLK WP HR S P ERA WHIP	IP WLS BF H R ER SO BB IBB HBP BLK WP HR S P ERA WHIP	IP WLS BF H R ER SO BB IBB HBP BLK WP HR S P ERA WHIP	IP WLS BF H R ER SO BB IBB HBP BLK WP HR S P ERA WHIP	IP WLS BF H R ER SO BB IBB HBP BLK WP HR S P ERA WHIP	IP WLS BF H R ER SO BB IBB HBP BLK WP HR S P ERA WHIP	IP WLS BF H R ER SO BB IBB HBP BLK WP HR S P ERA WHIP	IP WLS BF H R ER SO BB IBB HBP BLK WP HR S P ERA WHIP	IP WLS BF H R ER SO BB IBB HBP BLK WP HR S P ERA WHIP	IP WLS BF H R ER SO BB IBB HBP BLK WP HR S P ERA WHIP

AB	34
R	4
H	10
RBI	3
BB	3
SO	9
LOB	20



Batter	1	2	3	4	5	6	7	8	9	AB	R	H	RBI	BB	SO	LOB	BOTTOM								
24 Grady Sizemore, L OBP: 0.389, SLG: 0.740										5	0	0	0	0	3	3	<b>Detroit Tigers @ Cleveland Indians</b> Progressive Field, Cleveland, OH Sun May 01 2011, 1:07 PM - 4:10 PM EDT Att: 14,164 - Cloudy - 65 F								
13 Adrián Cabrera, S OBP: 0.331, SLG: 0.459										4	0	1	0	0	0	1									
17 Shin-Soo Choo, L OBP: 0.322, SLG: 0.394										4	1	1	0	0	1	1									
41 Carlos Santana, S OBP: 0.324, SLG: 0.382										3	0	0	0	1	0	1									
47 Shelley Duncan, R OBP: 0.375, SLG: 0.567										3	1	0	0	0	1	1									
20 Orlando Cabrera, R OBP: 0.324, SLG: 0.382										3	2	2	1	1	0	1									
23 Michael Brantley, L OBP: 0.394, SLG: 0.594										3	1	2	1	0	0	1									
7 Matt LaPorta, R OBP: 0.344, SLG: 0.513										3	0	2	3	0	0	2									
8 Adam Everett, R OBP: 0.455, SLG: 0.333										2	0	0	0	1	0	1									
<b>Inning Stats</b>	R: 0 H: 0 E: 0 K: 1 S: 9	H: 3 LOB: 1 BB: 0 P: 23	R: 0 H: 0 E: 0 K: 1 S: 10	H: 0 LOB: 0 BB: 0 P: 14	R: 0 H: 0 E: 0 K: 0 S: 5	H: 0 LOB: 2 BB: 1 P: 15	R: 0 H: 1 E: 0 K: 1 S: 8	H: 1 LOB: 1 BB: 0 P: 12	R: 0 H: 0 E: 0 K: 1 S: 13	H: 0 LOB: 1 BB: 1 P: 20	R: 0 H: 1 E: 0 K: 1 S: 9	H: 1 LOB: 1 BB: 0 P: 12	R: 3 H: 3 E: 0 K: 0 S: 14	H: 3 LOB: 2 BB: 1 P: 26	R: 3 H: 3 E: 0 K: 0 S: 14	H: 3 LOB: 2 BB: 1 P: 26	R: 3 H: 3 E: 0 K: 0 S: 14	H: 3 LOB: 2 BB: 1 P: 26	1B: 5 2B: 3 3B: 0 HR: 0	SF: 1 SAC: 1 DP: 0 HBP: 2	WP: 0 PB: 0 SB: 1 CS: 0	PA: 37			
<b>PITCHER</b>	IP WLS BF H R ER SO BB IBB HBP BLK WP HR S P ERA WHIP	IP WLS BF H R ER SO BB IBB HBP BLK WP HR S P ERA WHIP	IP WLS BF H R ER SO BB IBB HBP BLK WP HR S P ERA WHIP	IP WLS BF H R ER SO BB IBB HBP BLK WP HR S P ERA WHIP	IP WLS BF H R ER SO BB IBB HBP BLK WP HR S P ERA WHIP	IP WLS BF H R ER SO BB IBB HBP BLK WP HR S P ERA WHIP	IP WLS BF H R ER SO BB IBB HBP BLK WP HR S P ERA WHIP	IP WLS BF H R ER SO BB IBB HBP BLK WP HR S P ERA WHIP	IP WLS BF H R ER SO BB IBB HBP BLK WP HR S P ERA WHIP	IP WLS BF H R ER SO BB IBB HBP BLK WP HR S P ERA WHIP	IP WLS BF H R ER SO BB IBB HBP BLK WP HR S P ERA WHIP	IP WLS BF H R ER SO BB IBB HBP BLK WP HR S P ERA WHIP	IP WLS BF H R ER SO BB IBB HBP BLK WP HR S P ERA WHIP	IP WLS BF H R ER SO BB IBB HBP BLK WP HR S P ERA WHIP	IP WLS BF H R ER SO BB IBB HBP BLK WP HR S P ERA WHIP	IP WLS BF H R ER SO BB IBB HBP BLK WP HR S P ERA WHIP	IP WLS BF H R ER SO BB IBB HBP BLK WP HR S P ERA WHIP	IP WLS BF H R ER SO BB IBB HBP BLK WP HR S P ERA WHIP	IP WLS BF H R ER SO BB IBB HBP BLK WP HR S P ERA WHIP	IP WLS BF H R ER SO BB IBB HBP BLK WP HR S P ERA WHIP	IP WLS BF H R ER SO BB IBB HBP BLK WP HR S P ERA WHIP	IP WLS BF H R ER SO BB IBB HBP BLK WP HR S P ERA WHIP	IP WLS BF H R ER SO BB IBB HBP BLK WP HR S P ERA WHIP	IP WLS BF H R ER SO BB IBB HBP BLK WP HR S P ERA WHIP	IP WLS BF H R ER SO BB IBB HBP BLK WP HR S P ERA WHIP

AB	30
R	5
H	8
RBI	5
BB	3
SO	5
LOB	12





Batter	1	2	3	4	5	6	7	8	9	AB	R	H	RBI	BB	SO	LOB	TOP				
24 Grady Sizemore, L OBP: 0.373, SLG: 0.685	F8		P5		2-6	F8	K		HBP	4	0	0	0	0	1	4					
13 Asdrúbal Cabrera, S OBP: 0.341, SLG: 0.466	1B		1B			K		F8	1B	5	0	3	2	0	1	0					
17 Shin-Soo Choo, L OBP: 0.317, SLG: 0.380	FC4-6		L7			G4-3			P5	4	0	0	0	1	0	5					
41 Carlos Santana, S OBP: 0.327, SLG: 0.383	K							F8	G1-2-3	5	1	2	0	0	1	4					
47 Shelley Duncan, R OBP: 0.333, SLG: 0.500		P3			G6-4-3					4	0	0	0	0	1	3					
23 Michael Brantley, L OBP: 0.388, SLG: 0.592		L8			G3					3	0	1	0	1	0	0					
7 Matt LaPorta, R OBP: 0.351, SLG: 0.512		G3								4	1	2	1	0	0	0					
9 Jack Hannahan, L OBP: 0.356, SLG: 0.481										4	1	2	0	0	1	2					
8 Adam Everett, R OBP: 0.458, SLG: 0.350										2	0	1	0	0	0	1					
48 Travis Hafner, L OBP: 0.400, SLG: 0.596										0	0	0	0	1	0	0					
20 Orlando Cabrera, R OBP: 0.330, SLG: 0.388										1	1	1	1	0	0	0					
<b>Inning Stats</b>	R: 0 E: 0 K: 1 S: 9	H: 1 LOB: 1 BB: 0 P: 14	R: 0 E: 0 K: 0 S: 6	H: 0 LOB: 0 BB: 0 P: 13	R: 0 E: 0 K: 0 S: 13	H: 2 LOB: 2 BB: 0 P: 19	R: 0 E: 0 K: 0 S: 4	H: 1 LOB: 1 BB: 0 P: 9	R: 0 E: 0 K: 1 S: 7	H: 0 LOB: 0 BB: 0 P: 12	R: 0 E: 0 K: 1 S: 15	H: 3 LOB: 3 BB: 1 P: 30	R: 0 E: 0 K: 1 S: 12	H: 0 LOB: 1 BB: 1 P: 17	R: 3 E: 0 K: 0 S: 18	H: 4 LOB: 2 BB: 1 P: 30	1B: 12 2B: 0 3B: 0 HR: 0	SF: 0 SAC: 0 DP: 1 HBP: 1	WP: 0 PB: 0 SB: 0 CS: 1	PA: 40	
<b>PITCHER</b>	IP	WLS	BF	H	R	ER	SO	BB	IBB	HBP	BLK	WP	HR	S	P	ERA	WHIP				
66 Tyson Ross, R ERA: 2.38	6.1		26	8	1	1	3	0	0	0	0	0	0	56	97	1.42	1.263				
56 Craig Breslow, L ERA: 3.5	0.1		1	0	0	0	0	0	0	0	0	0	0	3	4	0.00	0.000				
48 Michael Wuerz, R ERA:	1.1		6	0	0	0	2	2	0	0	0	0	0	16	25	0.00	1.500				
57 Brian Fuentes, L ERA: 5.28	0.1	L	6	4	3	3	0	1	0	1	0	0	0	13	22	81.00	15.000				
29 David Purzey, L ERA: 4.32	0.2		2	0	0	0	0	0	0	0	0	0	0	5	8	0.00	0.000				

Cleveland Indians @ Oakland Athletics  
Oakland Coliseum, Oakland, CA  
Tue May 03 2011, 7:11 PM - 10:03 PM PDT  
Att. 10,135 - Clear - 66 F

livebaseballscorecards.com

AB 36  
R 4  
H 12  
RBI 4  
BB 3  
SO 5  
LOB 19



Batter	1	2	3	4	5	6	7	8	9	AB	R	H	RBI	BB	SO	LOB	BOTTOM					
4 Coco Crisp, S OBP: 0.287, SLG: 0.430	K		G4-3		G4-3			L8		4	0	0	0	0	1	0						
10 Danie Barton, L OBP: 0.336, SLG: 0.291	F7							F7		4	1	1	0	0	1	0						
12 David DeJesus, L OBP: 0.303, SLG: 0.258	F7									4	0	1	0	0	1	0						
55 Hideki Matsui, L OBP: 0.313, SLG: 0.408										4	0	2	0	0	0	2						
8 Kurt Suzuki, R OBP: 0.330, SLG: 0.389	L5									4	0	0	1	0	0	3						
15 Ryan Sweeney, L OBP: 0.389, SLG: 0.379	FC6-4									2	0	1	0	1	0	1						
14 Mark Ellis, R OBP: 0.218, SLG: 0.276	F9									3	0	0	0	0	1	4						
21 Andy LaRoche, R OBP: 0.375, SLG: 0.432										3	0	0	0	0	2	1						
2 Cliff Pennington, S OBP: 0.278, SLG: 0.303										3	0	0	0	0	0	0						
<b>Inning Stats</b>	R: 0 E: 0 K: 1 S: 5	H: 0 LOB: 0 BB: 0 P: 6	R: 0 E: 0 K: 0 S: 10	H: 1 LOB: 1 BB: 0 P: 16	R: 0 E: 0 K: 1 S: 7	H: 0 LOB: 0 BB: 0 P: 8	R: 1 E: 0 K: 1 S: 11	H: 2 LOB: 2 BB: 1 P: 22	R: 0 E: 0 K: 0 S: 9	H: 0 LOB: 0 BB: 0 P: 14	R: 0 E: 0 K: 1 S: 8	H: 1 LOB: 1 BB: 0 P: 10	R: 0 E: 0 K: 1 S: 9	H: 1 LOB: 0 BB: 0 P: 13	R: 0 E: 0 K: 0 S: 5	H: 0 LOB: 0 BB: 0 P: 7	R: 0 E: 0 K: 1 S: 9	H: 0 LOB: 0 BB: 0 P: 12	1B: 5 2B: 1 3B: 0 HR: 0	SF: 0 SAC: 0 DP: 1 HBP: 0	WP: 0 PB: 0 SB: 0 CS: 1	PA: 32
<b>PITCHER</b>	IP	WLS	BF	H	R	ER	SO	BB	IBB	HBP	BLK	WP	HR	S	P	ERA	WHIP					
55 Roberto Hernandez, R ERA: 4.43	8.0		29	5	1	1	5	1	0	0	0	0	0	64	96	1.12	0.750					
54 Chris Perez, R ERA: 2.77	1.0		3	0	0	0	1	0	0	0	0	0	0	9	12	0.00	0.000					

Cleveland Indians @ Oakland Athletics  
Oakland Coliseum, Oakland, CA  
Tue May 03 2011, 7:11 PM - 10:03 PM PDT  
Att. 10,135 - Clear - 66 F

livebaseballscorecards.com

AB 31  
R 1  
H 5  
RBI 1  
BB 1  
SO 6  
LOB 11





Batter	1	2	3	4	5	6	7	8	9	AB	R	H	RBI	BB	SO	LOB	TOP										
24 Grady Sizemore, L OBP: 0.359, SLG: 0.661	G3		48 1B		G3		K		K	5	1	1	0	0	2	1	<b>Cleveland Indians @ Oakland Athletics</b> Oakland Coliseum, Oakland, CA Wed May 04 2011, 7:08 PM - 9:30 PM PDT Att: 13,872 - Clear - 76 F										
13 Asdrúbal Cabrera, S OBP: 0.326, SLG: 0.446	G4-3		F7		F8		G4-3		F8	5	0	0	0	0	0	2											
17 Shin-Soo Choo, L OBP: 0.323, SLG: 0.373								G4-3		2	0	0	0	2	1	1											
41 Carlos Santana, S OBP: 0.325, SLG: 0.371	G4-3		48 1B		G5-3			G5-3		3	0	0	0	1	0	2											
48 Travis Hafner, L OBP: 0.404, SLG: 0.563 8 Adam Everett, R OBP: 0.458, SLG: 0.350	G4-3		20 FC6-4		K			20 1B		4	0	2	1	0	1	0											
20 Orlando Cabrera, R OBP: 0.327, SLG: 0.383	G6-3		FC6-4		G1-3			1B		4	0	1	0	0	0	2											
23 Michael Brantley, L OBP: 0.402, SLG: 0.596	7 1B				K		7 WP	G3		4	0	2	0	0	1	2											
7 Matt LaPorta, R OBP: 0.347, SLG: 0.500	G3				G3		K		K	4	0	1	0	0	2	1											
9 Jack Hannahan, L OBP: 0.351, SLG: 0.464	L7				G3		G1-3		BB	3	0	0	0	1	0	2											
<b>Inning Stats</b>	R: 0 H: 0 E: 0 K: 0 S: 8	H: 0 LOB: 1 BB: 1 P: 15	R: 0 H: 2 E: 0 K: 0 S: 12	H: 2 LOB: 2 BB: 0 P: 22	R: 1 H: 2 E: 0 K: 1 S: 16	H: 2 LOB: 2 BB: 1 P: 24	R: 0 H: 0 E: 0 K: 1 S: 8	H: 0 LOB: 1 BB: 0 P: 13	R: 0 H: 1 E: 0 K: 2 S: 9	H: 1 LOB: 1 BB: 0 P: 16	R: 0 H: 0 E: 0 K: 1 S: 6	H: 0 LOB: 0 BB: 0 P: 11	R: 0 H: 2 E: 0 K: 0 S: 16	H: 2 LOB: 2 BB: 0 P: 24	R: 0 H: 0 E: 0 K: 2 S: 10	H: 0 LOB: 1 BB: 1 P: 18		1B: 6 2B: 1 3B: 0 HR: 0	SF: 0 SAC: 0 DP: 0 HBP: 0	WP: 2 PB: 0 SB: 0 CS: 0	PA: 38						
<b>PITCHER</b>	IP	WLS	BF	H	R	ER	SO	BB	IBB	HBP	BLK	WP	HR	S	P	ERA	WHIP										
53 Trevor Cahill, R ERA: 1.79	7.0	W	29	5	1	1	5	3	0	0	0	2	0	67	116	1.29	1.143										
29 David Purcey, L ERA: 4.0	0.2	H	3	1	0	0	0	0	0	0	0	0	0	12	17	0.00	1.500										
31 Brad Ziegler, R ERA: 2.08	0.1	S	2	1	0	0	0	0	0	0	0	0	0	4	7	0.00	3.000										
50 Grant Balfour, R ERA: 2.08	1.0	S	4	0	0	0	2	1	0	0	0	0	0	10	18	0.00	1.000										
<b>Batter</b>	<b>1</b>	<b>2</b>	<b>3</b>	<b>4</b>	<b>5</b>	<b>6</b>	<b>7</b>	<b>8</b>	<b>9</b>	<b>AB</b>	<b>R</b>	<b>H</b>	<b>RBI</b>	<b>BB</b>	<b>SO</b>	<b>LOB</b>	<b>BOTTOM</b>										
4 Coco Crisp, S OBP: 0.286, SLG: 0.423	F8		G4-3			G4-3				4	0	1	1	0	0	0	<b>Cleveland Indians @ Oakland Athletics</b> Oakland Coliseum, Oakland, CA Wed May 04 2011, 7:08 PM - 9:30 PM PDT Att: 13,872 - Clear - 76 F										
12 David DeJesus, L OBP: 0.313, SLG: 0.330										3	2	2	2	0	1	0											
28 Conor Jackson, R OBP: 0.333, SLG: 0.385	G6-3									3	0	0	0	0	1	0											
16 Josh Willingham, R OBP: 0.321, SLG: 0.448	G5-3									3	0	0	0	0	1	0											
55 Hideki Matsui, L OBP: 0.304, SLG: 0.396	G5-3									3	0	0	0	0	0	0											
11 Landon Powell, S OBP: 0.367, SLG: 0.320										3	0	0	0	0	1	0											
14 Mark Ellis, R OBP: 0.212, SLG: 0.269	F9									3	1	0	0	0	0	0											
21 Andy LaRoche, R OBP: 0.353, SLG: 0.404	G6-3									3	0	0	0	0	1	1											
2 Cliff Pennington, S OBP: 0.280, SLG: 0.304	F7									3	0	1	0	0	0	0											
<b>Inning Stats</b>	R: 1 H: 1 E: 0 K: 0 S: 12	H: 1 LOB: 0 BB: 0 P: 15	R: 0 H: 0 E: 0 K: 1 S: 8	H: 0 LOB: 0 BB: 0 P: 10	R: 0 H: 0 E: 0 K: 0 S: 8	H: 0 LOB: 0 BB: 0 P: 11	R: 1 H: 1 E: 0 K: 1 S: 9	H: 1 LOB: 0 BB: 0 P: 16	R: 0 H: 0 E: 0 K: 1 S: 6	H: 0 LOB: 0 BB: 0 P: 7	R: 0 H: 0 E: 0 K: 1 S: 6	H: 0 LOB: 0 BB: 0 P: 8	R: 0 H: 0 E: 0 K: 1 S: 8	H: 0 LOB: 0 BB: 0 P: 11	R: 1 H: 2 E: 1 K: 1 S: 17	H: 2 LOB: 1 BB: 0 P: 25		1B: 2 2B: 0 3B: 0 HR: 2	SF: 0 SAC: 0 DP: 0 HBP: 0	WP: 0 PB: 0 SB: 0 CS: 1	PA: 29						
<b>PITCHER</b>	IP	WLS	BF	H	R	ER	SO	BB	IBB	HBP	BLK	WP	HR	S	P	ERA	WHIP										
43 Josh Tomlin, R ERA: 2.43	7.2	L	27	3	3	2	5	0	0	0	0	0	0	2	99	2.35	0.391										
49 Tony Sipp, L ERA: 2.03	0.1		1	1	0	0	0	0	0	0	0	0	0	2	4	0.00	3.000										



Batter	1	2	3	4	5	6	7	8	9	10	11	12	AB	R	H	RBI	BB	SO	LOB	TOP	
23 Michael Brantley, L OBP: 0.300, SLG: 0.363	G5-3			G4-3		13 1B		G6-3			F8	K	6	1	1	0	0	1	2		
13 Asdrúbal Cabrera, S OBP: 0.331, SLG: 0.444	G6-3			K		17 48 1B		K			1B		5	0	2	2	0	2	1		
17 Shin-Soo Choo, L OBP: 0.311, SLG: 0.357	G4-3			G6-3		K		G4-3			F9		5	0	0	0	0	1	3		
47 Shelley Duncan, R OBP: 0.368, SLG: 0.459				F9		L8		F8		G6-3			3	0	0	0	0	0	1		
7 Matt LaPorta, R OBP: 0.340, SLG: 0.489											F9		2	0	0	0	0	0	1		
48 Travis Hafner, L OBP: 0.404, SLG: 0.553				G4-3		26 1B		G4-3			1B		5	0	2	0	0	1	0		
20 Orlando Cabrera, R OBP: 0.322, SLG: 0.375				K				F9					5	1	1	0	0	2	1		
26 Austin Kearns, R OBP: 0.261, SLG: 0.200				F8				G5-3		L8			4	0	1	0	1	0	0		
9 Jack Hannahan, L OBP: 0.343, SLG: 0.449				G4-3		1B		P2		F8			5	1	1	1	0	0	2		
6 Lou Marson, R OBP: 0.384, SLG: 0.483				G4-3		23 13 1B		G6-3		G6-3			5	1	3	1	0	0	0		
<b>Inning Stats</b>	R: 0 E: 0 K: 8	H: 0 LOB: 0 BB: 10	R: 0 E: 0 K: 11	H: 0 LOB: 0 BB: 15	R: 0 E: 0 K: 8	H: 0 LOB: 0 BB: 11	R: 0 E: 0 K: 14	H: 0 LOB: 0 BB: 8	R: 0 E: 0 K: 14	R: 0 E: 0 K: 12	H: 0 LOB: 0 BB: 8	R: 0 E: 0 K: 11	H: 1 LOB: 1 BB: 29	R: 2 E: 0 K: 16	H: 3 LOB: 1 BB: 29	1B: 10 2B: 0 3B: 1 HR: 0	SF: 0 SAC: 0 DP: 0 HBP: 0	WP: 0 PB: 0 SB: 0 CS: 2	PA: 46		
<b>PITCHER</b>	IP WLS BF H R ER SO BB IBB HBP BLK WP HR S P ERA WHIP	49 Brett Anderson, L ERA: 2.77	48 Michael Wuerz, R ERA: 1.35	57 Brian Fuentes, L ERA: 4.96	56 Craig Breslow, L ERA: 5.08	13 Jerry Blevins, L ERA: 3.57															

Cleveland Indians @ Oakland Athletics  
Oakland Coliseum, Oakland, CA  
Thu May 05 2011, 12:37 PM - 4:19 PM PDT  
Att. 14,353 - Sunny - 77 F

AB 45  
R 4  
H 11  
RBI 4  
BB 1  
SO 7  
LOB 11



Batter	1	2	3	4	5	6	7	8	9	10	11	12	AB	R	H	RBI	BB	SO	LOB	BOTTOM	
12 David DeJesus, L OBP: 0.314, SLG: 0.317	G1-6-3 BB		G5-3		10 1B		F7		P6			G3	4	0	0	0	2	0	0		
10 Daric Barton, L OBP: 0.336, SLG: 0.287	G1-6-3		G4-3		1B		F8		G4-3			2B 1B	5	1	1	1	1	0	1		
28 Conor Jackson, R OBP: 0.359, SLG: 0.414	1B		F8		G6-3		16 2B		15 1B		15 1B	1B	5	1	3	0	1	0	2		
16 Josh Willingham, R OBP: 0.322, SLG: 0.436	1B		L9		F7		15 2B		P5		F4		5	0	1	0	1	0	3		
15 Ryan Sweeney, L OBP: 0.452, SLG: 0.486	F9		F9		1B		E6		8 1B		1B		6	0	5	2	0	0	2		
8 Kurt Suzuki, R OBP: 0.314, SLG: 0.368			L8		P6		P3		F7		P3		5	0	0	0	0	0	6		
55 Hideki Matsui, L OBP: 0.302, SLG: 0.393							P3		F7		P6		1	0	0	0	0	0	2		
14 Mark Ellis, R OBP: 0.283, SLG: 0.270			G6-3		10 S 21 L1-4-3 1B		P1		F8		K		3	1	1	0	0	0	1		
4 Coco Crisp, S OBP: 0.283, SLG: 0.419													1	0	0	0	0	0	2		
5 Kevin Kousseroff, R OBP: 0.244, SLG: 0.333													1	0	0	0	0	1	0		
21 Andy LaRoche, R OBP: 0.321, SLG: 0.365			G5-3		L1-4-3		K		P4		G4-3		5	0	0	0	0	1	1		
2 Cliff Pennington, S OBP: 0.267, SLG: 0.289			K		F7		G6-3		G5-3		L3		5	0	0	0	0	1	1		
<b>Inning Stats</b>	R: 0 E: 0 K: 10	H: 2 LOB: 2 BB: 1	R: 0 E: 0 K: 9	H: 0 LOB: 0 BB: 14	R: 0 E: 0 K: 14	H: 0 LOB: 0 BB: 14	R: 0 E: 0 K: 17	H: 1 LOB: 1 BB: 11	R: 1 E: 0 K: 11	H: 2 LOB: 2 BB: 1	R: 0 E: 0 K: 10	H: 0 LOB: 0 BB: 10	R: 0 E: 0 K: 12	H: 2 LOB: 2 BB: 19	R: 0 E: 0 K: 13	H: 0 LOB: 0 BB: 27	1B: 9 2B: 2 3B: 0 HR: 0	SF: 0 SAC: 0 DP: 1 HBP: 0	WP: 0 PB: 0 SB: 1 CS: 0	PA: 51	
<b>PITCHER</b>	IP WLS BF H R ER SO BB IBB HBP BLK WP HR S P ERA WHIP	58 Jeanmar Gómez, R ERA: 1.35	38 Joe Smith, R ERA: 1.35	53 Rafael Perez, L ERA: 1.54	52 Vinnie Pestano, R ERA: 1.54	49 Tony Sipp, L ERA: 1.54															

Cleveland Indians @ Oakland Athletics  
Oakland Coliseum, Oakland, CA  
Thu May 05 2011, 12:37 PM - 4:19 PM PDT  
Att. 14,353 - Sunny - 77 F

AB 46  
R 3  
H 11  
RBI 3  
BB 5  
SO 3  
LOB 21





Batter	1	2	3	4	5	6	7	8	9	10	11	AB	R	H	RBI	BB	SO	LOB	TOP			
24 Grady Sizemore, L (1,8) OBP: 0.333, SLG: 0.609	F8		P2		F8			K		G3-1		5	0	0	0	0	1	3				
13 Asdrubal Cabrera, S (1,6) OBP: 0.333, SLG: 0.434	F8			HBP			BB	G6-3		G4-3		3	1	0	0	1	0	0				
17 Shin-Soo Choo, L (1,9) OBP: 0.299, SLG: 0.342	L4						G1-6-3			F7		5	0	0	0	0	1	2				
41 Carlos Santana, S (1,2) OBP: 0.328, SLG: 0.382										F7		5	0	2	0	0	2	0				
48 Travis Hafner, L (1,10) OBP: 0.408, SLG: 0.540										K		2	0	0	1	2	1	1				
20 Orlando Cabrera, R (1,4) OBP: 0.311, SLG: 0.362										P5		4	0	0	0	0	0	4				
23 Michael Brantley, L (1,7) OBP: 0.378, SLG: 0.569										G6-3		4	0	0	0	0	0	0				
7 Matt LaPorta, R (1,3) OBP: 0.336, SLG: 0.479										F9		4	0	1	0	0	1	0				
9 Jack Hannahan, L (1,5) OBP: 0.300, SLG: 0.440										L8		2	0	0	0	2	1	1				
<b>Inning Stats</b>	R: 0 E: 0 K: 0 S: 9	H: 0 LOB: 0 BB: 0 P: 13	R: 0 E: 0 K: 1 S: 7	H: 0 LOB: 1 BB: 1 P: 12	R: 0 E: 0 K: 0 S: 6	H: 0 LOB: 1 BB: 1 P: 15	R: 1 E: 0 K: 1 S: 11	H: 1 LOB: 1 BB: 0 P: 17	R: 0 E: 0 K: 1 S: 8	H: 0 LOB: 2 BB: 2 P: 14	R: 0 E: 0 K: 1 S: 7	H: 0 LOB: 0 BB: 0 P: 13	R: 0 E: 0 K: 1 S: 5	H: 0 LOB: 0 BB: 0 P: 11	R: 0 E: 0 K: 0 S: 8	H: 1 LOB: 1 BB: 0 P: 9	R: 0 E: 0 K: 1 S: 8	H: 0 LOB: 0 BB: 0 P: 13	1B: 2 2B: 1 3B: 0 HR: 0	SF: 0 SAC: 0 DP: 2 HBP: 1	WP: 0 PB: 0 SB: 0 CS: 0	PA: 40
<b>PITCHER</b>	IP WLS BF H R ER SO BB IBB HBP BLK WP HR S P ERA WHIP	PITCHER																		IP WLS BF H R ER SO BB IBB HBP BLK WP HR S P ERA WHIP		
52 Tyler Chatwood, R (1,1) ERA: 4.06	1.0	3	0	0	0	1	0	0	0	0	0	0	0	8	16	0.00	0.000					
37 Scott Downs, L (9,1) ERA:	1.0	4	1	0	0	0	0	0	0	0	0	0	0	6	9	0.00	1.000					
51 Jordan Walden, R (10,1) ERA: 1.76	1.0	W	3	0	0	0	1	0	0	0	0	0	0	8	13	0.00	0.000					
56 Fernando Rodney, R (1,1) ERA: 3.07																						

Cleveland Indians @ Los Angeles Angels  
Angel Stadium of Anaheim, Anaheim, CA  
Fri May 06 2011, 7:10 PM - 10:10 PM PDT  
Att. 36,447 - Clear - 67 F

AB	34
R	1
H	3
RBI	1
BB	5
SO	7
LOB	11



Batter	1	2	3	4	5	6	7	8	9	10	11	AB	R	H	RBI	BB	SO	LOB	BOTTOM							
2 Erick Aybar, S (1,6) OBP: 0.378, SLG: 0.436	1B							G5-3				5	1	3	0	0	1	0								
53 Bobby Abreu, L (1,10) OBP: 0.395, SLG: 0.366	G3							K				5	1	3	0	0	1	1								
13 Maicer Izturis, S (1,4) OBP: 0.389, SLG: 0.500	F7							K				5	0	2	1	0	0	3								
48 Torii Hunter, R (1,9) OBP: 0.324, SLG: 0.369	G1-3							F9-5				5	0	1	1	0	1	2								
6 Alberto Callaspo, S (1,5) OBP: 0.363, SLG: 0.593								F9				4	0	3	0	0	0	0								
47 Howie Kendrick, R (1,3) OBP: 0.380, SLG: 0.519								K				4	0	2	0	0	2	1								
10 Vernon Wells, R (1,8) OBP: 0.225, SLG: 0.286								K				4	0	0	0	0	3	3								
16 Hank Conger, L (1,2) OBP: 0.344, SLG: 0.500								F9				4	0	0	0	0	0	1								
28 Alexi Amarista, L (1,7) ERA:								F9				2	0	0	0	0	0	0								
25 Peter Bourjos, R (8,PH) OBP: 0.344, SLG: 0.474								G4-3				2	0	0	0	0	0	0								
<b>Inning Stats</b>	R: 0 E: 0 K: 0 S: 10	H: 1 LOB: 1 BB: 0 P: 19	R: 0 E: 0 K: 1 S: 11	H: 2 LOB: 1 BB: 0 P: 17	R: 0 E: 0 K: 0 S: 7	H: 2 LOB: 1 BB: 1 P: 9	R: 0 E: 0 K: 1 S: 10	H: 2 LOB: 1 BB: 0 P: 12	R: 0 E: 0 K: 1 S: 9	H: 0 LOB: 0 BB: 0 P: 16	R: 1 E: 0 K: 0 S: 11	H: 0 LOB: 0 BB: 0 P: 17	R: 0 E: 0 K: 2 S: 8	H: 0 LOB: 0 BB: 0 P: 10	R: 0 E: 0 K: 1 S: 9	H: 0 LOB: 0 BB: 0 P: 14	R: 0 E: 0 K: 1 S: 10	H: 1 LOB: 1 BB: 0 P: 16	R: 0 E: 0 K: 1 S: 9	H: 0 LOB: 0 BB: 0 P: 15	R: 1 E: 0 K: 0 S: 7	H: 4 LOB: 3 BB: 0 P: 9	1B: 13 2B: 3 3B: 0 HR: 0	SF: 0 SAC: 0 DP: 3 HBP: 0	WP: 0 PB: 0 SB: 1 CS: 0	PA: 40
<b>PITCHER</b>	IP WLS BF H R ER SO BB IBB HBP BLK WP HR S P ERA WHIP	PITCHER																		IP WLS BF H R ER SO BB IBB HBP BLK WP HR S P ERA WHIP						
63 Justin Masterson, R (1,1) ERA: 2.11	7.0	26	9	0	1	5	0	0	0	0	0	0	0	66	100	1.29	1.286									
53 Rafael Perez, L (8,1) ERA:	1.0	3	0	0	0	1	0	0	0	0	0	0	0	9	14	0.00	0.000									
52 Vinnie Pestano, R (9,1) ERA: 1.42	1.0	4	1	0	0	1	0	0	0	0	0	0	0	10	16	0.00	1.000									
36 Joe Smith, R (10,1) ERA: 1.17	1.0	3	0	0	0	1	0	0	0	0	0	0	0	9	15	0.00	0.000									
39 Justin Germano, R (11,1) ERA: 5.0	0.0	L	4	4	1	1	0	0	0	0	0	0	0	7	9											

Cleveland Indians @ Los Angeles Angels  
Angel Stadium of Anaheim, Anaheim, CA  
Fri May 06 2011, 7:10 PM - 10:10 PM PDT  
Att. 36,447 - Clear - 67 F

AB	40
R	2
H	14
RBI	2
BB	0
SO	8
LOB	11





Batter	1	2	3	4	5	6	7	8	9	AB	R	H	RBI	BB	SO	LOB	TOP					
24 Grady Sizemore, L OBP: 0.324, SLG: 0.574	F7		P2		BB		K		F9	4	1	0	0	1	1	2	<b>Cleveland Indians @ Los Angeles Angels</b> Angel Stadium of Anaheim, Anaheim, CA Sat May 07 2011, 6:09 PM - 9:08 PM PDT Att: 37,684 - Cloudy - 65 F					
13 Asdrúbal Cabrera, S OBP: 0.336, SLG: 0.432	1B		F8		BB		G5-3		PO	3	1	1	0	1	0	1						
17 Shin-Soo Choo, L OBP: 0.305, SLG: 0.355	FC3-6			G4-3	2B		1B			4	1	2	2	0	0	1						
41 Carlos Santana, S OBP: 0.333, SLG: 0.396	F8			2B	1B		G5-3			4	1	2	1	0	0	2						
48 Travis Hafner, L OBP: 0.412, SLG: 0.538	F7			1B	1B		G1-3			4	0	2	0	0	0	0						
20 Orlando Cabrera, R OBP: 0.302, SLG: 0.353	P3			SF7	P6		F7			3	0	0	1	0	0	2						
23 Michael Brantley, L OBP: 0.366, SLG: 0.557	G4-3			F7			G4-3			4	0	0	0	0	0	1						
9 Jack Hannahan, L OBP: 0.346, SLG: 0.432							G4-3		K	4	0	1	0	0	1	0						
6 Lou Marson, R OBP: 0.351, SLG: 0.455	FC6-4			G5-3	F8				1B	4	0	1	0	0	0	1						
<b>Inning Stats</b>	R: 0 E: 0 K: 0 S: 8	H: 1 LOB: 1 BB: 0 P: 13	R: 0 E: 0 K: 0 S: 7	H: 0 LOB: 0 BB: 0 P: 11	R: 0 E: 0 K: 0 S: 10	H: 1 LOB: 1 BB: 0 P: 12	R: 1 E: 0 K: 0 S: 16	H: 2 LOB: 1 BB: 0 P: 23	R: 3 E: 0 K: 0 S: 25	H: 3 LOB: 2 BB: 2 P: 39	R: 0 E: 0 K: 0 S: 5	H: 0 LOB: 0 BB: 0 P: 10	R: 0 E: 0 K: 1 S: 10	H: 1 LOB: 1 BB: 0 P: 12	R: 0 E: 0 K: 0 S: 8	H: 0 LOB: 0 BB: 0 P: 11		R: 0 E: 0 K: 1 S: 14	H: 1 LOB: 0 BB: 0 P: 21	1B: 7 2B: 2 3B: 0 HR: 0	SF: 1 SAC: 0 DP: 0 HBP: 0	WP: 1 PB: 0 CS: 1
<b>PITCHER</b>	IP WLS BF H R ER SO BB IBB HBP BLK WP HR S P ERA WHIP	IP WLS BF H R ER SO BB IBB HBP BLK WP HR S P ERA WHIP	IP WLS BF H R ER SO BB IBB HBP BLK WP HR S P ERA WHIP	IP WLS BF H R ER SO BB IBB HBP BLK WP HR S P ERA WHIP	IP WLS BF H R ER SO BB IBB HBP BLK WP HR S P ERA WHIP	IP WLS BF H R ER SO BB IBB HBP BLK WP HR S P ERA WHIP	IP WLS BF H R ER SO BB IBB HBP BLK WP HR S P ERA WHIP	IP WLS BF H R ER SO BB IBB HBP BLK WP HR S P ERA WHIP	IP WLS BF H R ER SO BB IBB HBP BLK WP HR S P ERA WHIP	IP WLS BF H R ER SO BB IBB HBP BLK WP HR S P ERA WHIP	IP WLS BF H R ER SO BB IBB HBP BLK WP HR S P ERA WHIP	IP WLS BF H R ER SO BB IBB HBP BLK WP HR S P ERA WHIP	IP WLS BF H R ER SO BB IBB HBP BLK WP HR S P ERA WHIP	IP WLS BF H R ER SO BB IBB HBP BLK WP HR S P ERA WHIP	IP WLS BF H R ER SO BB IBB HBP BLK WP HR S P ERA WHIP	IP WLS BF H R ER SO BB IBB HBP BLK WP HR S P ERA WHIP	IP WLS BF H R ER SO BB IBB HBP BLK WP HR S P ERA WHIP					
36 Jared Weaver, R ERA: 1.87	6.0	L	27	7	4	4	0	2	0	0	0	1	0	71	108	6.00	1.500					
21 Hisanori Takahashi, L ERA: 6.0	1.1	H	5	1	0	0	1	0	0	0	0	0	0	13	17	0.00	0.750					
63 Rich Thompson, R ERA: 1.89	1.2	S	5	1	0	0	1	0	0	0	0	0	0	19	27	0.00	0.600					

Batter	1	2	3	4	5	6	7	8	9	AB	R	H	RBI	BB	SO	LOB	BOTTOM			
2 Erick Aybar, S OBP: 0.372, SLG: 0.451	G3-1						P6			4	0	1	0	0	1	2	<b>Cleveland Indians @ Los Angeles Angels</b> Angel Stadium of Anaheim, Anaheim, CA Sat May 07 2011, 6:09 PM - 9:08 PM PDT Att: 37,684 - Cloudy - 65 F			
53 Bobby Abreu, L OBP: 0.391, SLG: 0.357	G5-3		3B		P5		K			3	0	0	0	1	1	2				
13 Maicer Izturis, S OBP: 0.365, SLG: 0.491	G6-3		G4-6-3			G6-3				4	0	1	0	0	0	2				
48 Torii Hunter, R OBP: 0.322, SLG: 0.361							K			3	1	0	0	1	3	1				
47 Howie Kendrick, R OBP: 0.383, SLG: 0.518							K			4	1	2	0	0	1	1				
10 Vernon Wells, R OBP: 0.226, SLG: 0.309					F8		SF9			3	1	1	3	0	0	0				
44 Mark Trumbo, R OBP: 0.296, SLG: 0.500										4	0	2	0	0	1	0				
5 Jeff Mathis, R OBP: 0.221, SLG: 0.308										3	0	1	0	0	1	2				
6 Alberto Callaspo, S OBP: 0.360, SLG: 0.389										1	0	0	0	0	0	0				
25 Peter Bourjos, R OBP: 0.336, SLG: 0.462										3	0	0	0	0	1	2				
<b>Inning Stats</b>	R: 0 E: 0 K: 0 S: 9	H: 0 LOB: 0 BB: 0 P: 14	R: 2 E: 0 K: 2 S: 17	H: 2 LOB: 0 BB: 0 P: 20	R: 0 E: 0 K: 2 S: 9	H: 0 LOB: 0 BB: 0 P: 12	R: 0 E: 0 K: 1 S: 12	H: 2 LOB: 2 BB: 0 P: 19	R: 1 E: 0 K: 1 S: 15	H: 2 LOB: 1 BB: 1 P: 23	R: 0 E: 0 K: 2 S: 9	H: 0 LOB: 0 BB: 0 P: 13	R: 0 E: 0 K: 1 S: 10	H: 1 LOB: 0 BB: 0 P: 12	R: 0 E: 0 K: 0 S: 6	H: 0 LOB: 0 BB: 0 P: 7	1B: 6 2B: 1 3B: 1 HR: 1	SF: 1 SAC: 0 DP: 2 HBP: 0	WP: 0 PB: 0 CS: 0	PA: 35
<b>PITCHER</b>	IP WLS BF H R ER SO BB IBB HBP BLK WP HR S P ERA WHIP	IP WLS BF H R ER SO BB IBB HBP BLK WP HR S P ERA WHIP	IP WLS BF H R ER SO BB IBB HBP BLK WP HR S P ERA WHIP	IP WLS BF H R ER SO BB IBB HBP BLK WP HR S P ERA WHIP	IP WLS BF H R ER SO BB IBB HBP BLK WP HR S P ERA WHIP	IP WLS BF H R ER SO BB IBB HBP BLK WP HR S P ERA WHIP	IP WLS BF H R ER SO BB IBB HBP BLK WP HR S P ERA WHIP	IP WLS BF H R ER SO BB IBB HBP BLK WP HR S P ERA WHIP	IP WLS BF H R ER SO BB IBB HBP BLK WP HR S P ERA WHIP	IP WLS BF H R ER SO BB IBB HBP BLK WP HR S P ERA WHIP	IP WLS BF H R ER SO BB IBB HBP BLK WP HR S P ERA WHIP	IP WLS BF H R ER SO BB IBB HBP BLK WP HR S P ERA WHIP	IP WLS BF H R ER SO BB IBB HBP BLK WP HR S P ERA WHIP	IP WLS BF H R ER SO BB IBB HBP BLK WP HR S P ERA WHIP	IP WLS BF H R ER SO BB IBB HBP BLK WP HR S P ERA WHIP	IP WLS BF H R ER SO BB IBB HBP BLK WP HR S P ERA WHIP				
32 Alex White, R ERA: 3.75	6.0	W	26	7	3	3	0	2	0	0	0	0	0	0	0	0				
49 Tony Sipp, L ERA: 1.72	1.0	H	3	0	0	0	2	0	0	0	0	0	0	9	13	0.00	0.000			
52 Vinnie Pestano, R ERA: 1.32	1.0	H	3	1	0	0	1	0	0	0	0	0	0	10	12	0.00	1.000			
54 Chris Perez, R ERA: 3.0	1.0	S	3	0	0	0	0	0	0	0	0	0	0	6	7	0.00	0.000			



Batter	1	2	3	4	5	6	7	8	9	AB	R	H	RBI	BB	SO	LOB	TOP								
24 Grady Sizemore, L OBP: 0.342, SLG: 0.630	G3		1B		HR		K		2B	5	2	3	1	0	1	1	<b>Cleveland Indians @ Los Angeles Angels</b> Angel Stadium of Anaheim, Anaheim, CA Sun May 08 2011, 12:39 PM - 3:27 PM PDT Att: 40,124 - Cloudy - 65 F								
13 Asdrúbal Cabrera, S OBP: 0.360, SLG: 0.438	P6		K		G3			1B	2B	5	1	2	1	0	1	1									
17 Shin-Soo Choo, L OBP: 0.301, SLG: 0.349	K		1B		F9			F9	K	5	0	1	0	0	2	2									
41 Carlos Santana, S OBP: 0.336, SLG: 0.391		BB	K			L3		1B	K	4	2	1	0	1	2	3									
48 Travis Hafner, L OBP: 0.406, SLG: 0.526 23 Michael Brantley, L OBP: 0.356, SLG: 0.557	K		F7			F7		1B		4	0	1	1	0	1	3									
20 Orlando Cabrera, R OBP: 0.300, SLG: 0.350	1B		G6-3		K			FC4-6		4	0	1	1	0	1	1									
7 Matt LaPorta, R OBP: 0.333, SLG: 0.464	K		F8			K		HBP		3	0	0	0	0	2	2									
26 Austin Kearns, R OBP: 0.260, SLG: 0.295	1B		G6-3			K		K		4	0	1	1	0	2	2									
8 Adam Everett, R OBP: 0.429, SLG: 0.333	K				K			F9		4	0	1	0	0	2	2									
<b>Inning Stats</b>	R: 0 E: 0 K: 1 S: 9	H: 0 LOB: 0 BB: 0 P: 14	R: 1 E: 0 K: 3 S: 18	H: 2 LOB: 2 BB: 1 P: 24	R: 0 E: 0 K: 2 S: 12	H: 2 LOB: 2 BB: 0 P: 18	R: 0 E: 0 K: 0 S: 8	H: 0 LOB: 0 BB: 0 P: 11	R: 1 E: 0 K: 1 S: 12	H: 1 LOB: 0 BB: 0 P: 19	R: 0 E: 0 K: 1 S: 6	H: 0 LOB: 0 BB: 0 P: 9	R: 0 E: 0 K: 3 S: 10	H: 1 LOB: 1 BB: 0 P: 15	R: 2 E: 0 K: 1 S: 15	H: 3 LOB: 2 BB: 0 P: 20	R: 1 E: 0 K: 2 S: 14	H: 2 LOB: 1 BB: 0 P: 24	1B: 8 2B: 2 3B: 0 HR: 1	SF: 0 SAC: 0 DP: 0 HBP: 1	WP: 0 PB: 0 SB: 1 CS: 0	PA: 40			
<b>PITCHER</b>	IP	WLS	BF	H	R	ER	SO	BB	IBB	HBP	BLK	WP	HR	S	P	ERA	WHIP								
24 Dan Haren, R ERA: 1.87	6.2		27	6	2	2	10	1	0	0	0	0	1	72	106	2.70	1.050								
37 Scott Downs, L ERA:	0.1	H	1	0	0	0	1	0	0	0	0	0	0	3	4	0.00	0.000								
56 Fernando Rodney, R ERA: 4.02	1.0	W	7	3	2	2	1	0	0	1	0	0	0	15	20	18.00	3.000								
51 Jordan Walden, R ERA: 2.2	1.0	S	5	2	1	1	2	0	0	0	0	0	0	14	24	9.00	2.000								

Batter	1	2	3	4	5	6	7	8	9	AB	R	H	RBI	BB	SO	LOB	BOTTOM								
2 Erick Aybar, S OBP: 0.374, SLG: 0.460	K		1B			B1-3	G3	2B		5	0	2	2	0	1	1	<b>Cleveland Indians @ Los Angeles Angels</b> Angel Stadium of Anaheim, Anaheim, CA Sun May 08 2011, 12:39 PM - 3:27 PM PDT Att: 40,124 - Cloudy - 65 F								
53 Bobby Abreu, L OBP: 0.387, SLG: 0.349 48 Tori Hunter, R OBP: 0.320, SLG: 0.358	G3		G3			G3	HBP	G5-3		3	0	0	0	0	2	1									
13 Maicer Izturis, S OBP: 0.380, SLG: 0.482	G4-3				G3-4-1	1B	K			4	1	1	0	0	1	2									
10 Vernon Wells, R OBP: 0.220, SLG: 0.300	K				F7	E5	FC1-4			4	1	0	0	0	1	3									
6 Alberto Callaspo, S OBP: 0.357, SLG: 0.393	G4-3				F8	2B		G5-3		4	1	1	2	0	0	0									
47 Howie Kendrick, R OBP: 0.386, SLG: 0.524	K				K	2B	1B	2B		4	1	2	0	0	2	0									
16 Hank Conger, L OBP: 0.354, SLG: 0.500	K		1B		1B	1B	1B	K		4	0	2	1	0	2	1									
44 Mark Trumbo, R OBP: 0.304, SLG: 0.500	K		1B		1B	P5		1B		4	1	2	0	0	1	2									
25 Peter Bourjos, R OBP: 0.348, SLG: 0.467	1B		1B		L8	BB		1B		3	1	2	1	1	0	2									
<b>Inning Stats</b>	R: 0 E: 0 K: 1 S: 9	H: 0 LOB: 0 BB: 0 P: 14	R: 0 E: 0 K: 2 S: 9	H: 0 LOB: 0 BB: 0 P: 13	R: 0 E: 0 K: 2 S: 13	H: 2 LOB: 2 BB: 0 P: 21	R: 0 E: 0 K: 0 S: 5	H: 0 LOB: 0 BB: 0 P: 7	R: 3 E: 1 K: 0 S: 15	H: 4 LOB: 2 BB: 0 P: 18	R: 0 E: 0 K: 1 S: 10	H: 0 LOB: 2 BB: 1 P: 18	R: 3 E: 0 K: 1 S: 13	H: 4 LOB: 1 BB: 0 P: 22	1B: 9 2B: 3 3B: 0 HR: 0	SF: 0 SAC: 0 DP: 0 HBP: 1	WP: 0 PB: 0 SB: 0 CS: 0	PA: 38							
<b>PITCHER</b>	IP	WLS	BF	H	R	ER	SO	BB	IBB	HBP	BLK	WP	HR	S	P	ERA	WHIP								
55 Roberto Hernandez, R ERA: 3.83	7.0		31	8	3	0	7	1	0	0	0	0	0	7	11	13.50	1.500								
53 Rafael Perez, L ERA: 0.68	0.2	H	3	1	1	1	1	0	0	0	0	0	0	6	11	54.00	9.000								
38 Joe Smith, R ERA: 0.38	0.1	L	4	3	2	2	0	0	0	0	0	0	0	6	11	54.00	9.000								



Batter	1	2	3	4	5	6	7	8	9	AB	R	H	RBI	BB	SO	LOB	TOP					
5 Sam Fuld, L (1,7) OBP: 0.296, SLG: 0.362										5	0	0	0	0	1	2						
9 Elliot Johnson, S (9,7)										0	0	0	0	0	0	0						
18 Ben Zobrist, S (1,4) OBP: 0.349, SLG: 0.565										3	1	0	0	1	1	1						
3 Evan Longoria, R (1,5) OBP: 0.417, SLG: 0.633										4	1	2	1	0	0	1						
20 Matt Joyce, L (1,9) OBP: 0.402, SLG: 0.554										4	1	2	2	0	0	1						
2 B.J. Upton, R (1,8) OBP: 0.336, SLG: 0.441										4	0	1	0	0	2	1						
11 Casey Kotchman, L (1,3) OBP: 0.427, SLG: 0.455										4	0	1	0	0	0	2						
1 Sean Rodriguez, R (1,6) OBP: 0.300, SLG: 0.437										3	1	1	0	0	0	2						
22 Johnny Damon, L (9,PH) OBP: 0.290, SLG: 0.432										0	0	0	0	1	0	0						
15 Reid Brignac, L (9,6) OBP: 0.235, SLG: 0.195										0	0	0	0	0	0	0						
24 Dan Johnson, L (1,10) OBP: 0.188, SLG: 0.176										4	0	0	0	0	1	3						
2B John Jaso, L (1,2) OBP: 0.311, SLG: 0.418										2	0	0	0	0	0	0						
10 Kelly Shoppach, R (7,PH) OBP: 0.224, SLG: 0.226										2	0	1	1	0	0	1						
<b>Inning Stats</b>	R: 0 H: 1 E: 0 K: 1 S: 10	H: 1 LOB: 1 BB: 0 P: 15	R: 0 H: 0 E: 0 K: 1 S: 12	H: 1 LOB: 1 BB: 0 P: 20	R: 0 H: 0 E: 0 K: 1 S: 9	H: 0 LOB: 0 BB: 0 P: 14	R: 1 H: 2 E: 0 K: 0 S: 11	H: 2 LOB: 1 BB: 0 P: 17	R: 0 H: 0 E: 0 K: 0 S: 8	H: 0 LOB: 0 BB: 0 P: 13	R: 1 H: 1 E: 0 K: 0 S: 8	H: 1 LOB: 1 BB: 1 P: 13	R: 1 H: 2 E: 0 K: 0 S: 8	H: 2 LOB: 1 BB: 0 P: 10	R: 1 H: 1 E: 0 K: 1 S: 11	H: 1 LOB: 1 BB: 0 P: 19	R: 0 H: 0 E: 0 K: 1 S: 9	H: 0 LOB: 1 BB: 1 P: 13	1B: 2 2B: 4 3B: 0 HR: 2	SF: 0 SAC: 0 DP: 0 HBP: 0	WP: 0 PB: 0 SB: 1 CS: 0	PA: 37
<b>PITCHER</b>	IP	WLS	BF	H	R	ER	SO	BB	IBB	HBP	BLK	WP	HR	S	P	ERA	WHIP					
43 Josh Tomlin, R (1,1) ERA: 2.7	6.0		25	6	3	3	3	1	0	0	0	0	1	59	93	4.50	1.167					
49 Tony Sipp, L (7,1) ERA: 1.62	1.0	H	4	1	0	0	0	0	0	0	0	0	0	7	9	0.00	1.000					
52 Vinnie Pestano, R (8,1) ERA: 1.84	1.0	B	4	1	1	1	1	0	0	0	0	0	1	11	19	9.00	1.000					
54 Chris Perez, R (9,1) ERA: 2.81	1.0	W	4	0	0	0	1	1	0	0	0	0	0	9	13	0.00	1.000					

Tampa Bay Rays @ Cleveland Indians  
 Progressive Field, Cleveland, OH  
 Tue May 10 2011, 8:41 PM - 11:54 PM EDT  
 Att: 13,551 - Cloudy - 59 F



AB 35  
 R 4  
 H 8  
 RBI 4  
 BB 2  
 SO 5  
 LOB 14

Batter	1	2	3	4	5	6	7	8	9	AB	R	H	RBI	BB	SO	LOB	BOTTOM					
24 Grady Sizemore, L (1,8) OBP: 0.333, SLG: 0.641										5	1	1	1	0	0	6						
13 Adrián Cabrera, S (1,6) OBP: 0.346, SLG: 0.444										5	0	3	1	0	0	1						
17 Shin-Soo Choo, L (1,9) OBP: 0.311, SLG: 0.348										3	0	1	0	2	1	3						
41 Carlos Santana, S (1,2) OBP: 0.346, SLG: 0.389										3	1	1	0	2	0	3						
48 Travis Hafner, L (1,10) OBP: 0.405, SLG: 0.510										3	0	0	0	2	1	4						
20 Orlando Cabrera, R (1,4) OBP: 0.296, SLG: 0.344										5	0	1	0	0	0	5						
23 Michael Brantley, L (1,7) OBP: 0.375, SLG: 0.567										4	1	2	2	1	1	2						
7 Matt LaPorta, R (1,3) OBP: 0.348, SLG: 0.475										2	1	1	0	2	1	0						
8 Adam Everett, R (8,PR) OBP: 0.429, SLG: 0.333										0	0	0	0	0	0	0						
9 Jack Hannahan, L (1,5) OBP: 0.355, SLG: 0.427										1	1	0	0	2	0	0						
<b>Inning Stats</b>	R: 1 H: 3 E: 0 K: 0 S: 10	H: 0 LOB: 0 BB: 1 P: 19	R: 0 H: 0 E: 0 K: 2 S: 8	H: 0 LOB: 0 BB: 0 P: 11	R: 0 H: 0 E: 0 K: 0 S: 11	H: 0 LOB: 2 BB: 2 P: 25	R: 1 H: 1 E: 0 K: 0 S: 6	H: 1 LOB: 1 BB: 2 P: 15	R: 0 H: 1 E: 0 K: 1 S: 13	H: 1 LOB: 0 BB: 0 P: 21	R: 2 H: 2 E: 0 K: 1 S: 16	H: 2 LOB: 2 BB: 2 P: 32	R: 0 H: 1 E: 0 K: 0 S: 7	H: 1 LOB: 1 BB: 1 P: 15	R: 0 H: 1 E: 0 K: 0 S: 7	H: 1 LOB: 3 BB: 3 P: 9	R: 1 H: 1 E: 0 K: 0 S: 8	H: 1 LOB: 3 BB: 3 P: 22	1B: 7 2B: 1 3B: 0 HR: 2	SF: 0 SAC: 1 DP: 3 HBP: 0	WP: 0 PB: 1 SB: 2 CS: 0	PA: 43
<b>PITCHER</b>	IP	WLS	BF	H	R	ER	SO	BB	IBB	HBP	BLK	WP	HR	S	P	ERA	WHIP					
21 Andy Sonnanstine, R (1,1) ERA: 2.87	3.1		18	4	2	2	2	5	0	0	0	0	0	33	68	5.40	2.700					
27 Cesar Ramos, L (4,1) ERA: 4.09	1.2		5	1	0	0	1	0	0	0	0	0	0	15	23	0.00	0.600					
47 Brandon Gomes, R (6,1) ERA: 2.45	0.1		4	1	2	1	0	2	0	0	0	0	0	7	17	27.00	9.000					
37 Juan Cruz, R (6,1) ERA: 2.57	1.0		6	2	0	0	1	1	0	0	0	0	0	14	26	0.00	3.000					
62 Joel Penalta, R (7,1) ERA: 3.0	1.2	L	8	2	1	1	0	1	1	0	0	0	0	13	27	5.40	1.800					
<b>PITCHER</b>	IP	WLS	BF	H	R	ER	SO	BB	IBB	HBP	BLK	WP	HR	S	P	ERA	WHIP					
43 Kyle Farnsworth, R (9,1) ERA: 0.73	0.1		2	0	0	0	0	1	0	0	0	0	0	4	8	0.00	3.000					

Tampa Bay Rays @ Cleveland Indians  
 Progressive Field, Cleveland, OH  
 Tue May 10 2011, 8:41 PM - 11:54 PM EDT  
 Att: 13,551 - Cloudy - 59 F



AB 31  
 R 5  
 H 10  
 RBI 4  
 BB 11  
 SO 4  
 LOB 24



Batter	1	2	3	4	5	6	7	8	9	AB	R	H	RBI	BB	SO	LOB	TOP										
5 Sam Fuld, L (1,7)										4	0	3	2	1	0	0	<b>Tampa Bay Rays @ Cleveland Indians</b> Progressive Field, Cleveland, OH Wed May 11 2011, 7:06 PM - 9:54 PM EDT Att: 16,336 - Cloudy - 67 F										
18 Ben Zobrist, S (1,4)										2	1	1	2	2	0	2											
22 Johnny Damon, L (1,10)										4	0	0	0	1	0	4											
3 Evan Longoria, R (1,5)										4	1	0	0	0	2	6											
20 Matt Joyce, L (1,9)										5	2	2	1	0	1	2											
2 B.J. Upton, R (1,8)										5	1	2	2	0	0	0											
11 Casey Kotchman, L (1,3)										5	1	2	0	0	0	1											
15 Reid Brignac, L (1,6)										5	1	0	0	0	0	4											
28 John Jaso, L (1,2)										4	1	1	1	0	0	1											
<b>Inning Stats</b>	R: 0 E: 0 K: 1 S: 7	H: 0 LOB: 2 BB: 2 P: 17	R: 1 E: 0 K: 0 S: 17	H: 3 LOB: 2 BB: 0 P: 26	R: 0 E: 0 K: 0 S: 4	H: 0 LOB: 0 BB: 0 P: 7	R: 3 E: 0 K: 0 S: 20	H: 3 LOB: 2 BB: 1 P: 35	R: 0 E: 0 K: 1 S: 9	H: 0 LOB: 0 BB: 0 P: 15	R: 0 E: 0 K: 0 S: 4	H: 0 LOB: 0 BB: 0 P: 7	R: 3 E: 0 K: 0 S: 12	H: 3 LOB: 1 BB: 0 P: 21	R: 0 E: 0 K: 1 S: 12	H: 1 LOB: 2 BB: 1 P: 22	R: 1 E: 0 K: 0 S: 13	H: 1 LOB: 0 BB: 0 P: 22	1B: 7 2B: 2 3B: 0 HR: 2	SF: 1 SAC: 0 DP: 0 HBP: 1	WP: 0 PB: 0 SB: 1 CS: 0	PA: 44					
<b>PITCHER</b>	IP WLS BF H R ER SO BB IBB HBP BLK WP HR S P ERA WHIP	5.0 L 25 6 4 4 2 3 0 0 0 0 0 57 100 7.20 1.800	2.2 14 4 3 3 0 1 0 1 0 0 1 25 46 10.12 1.875	1.1 5 1 1 1 1 0 0 0 0 0 1 16 26 6.75 0.750	<b>PITCHER</b>										IP WLS BF H R ER SO BB IBB HBP BLK WP HR S P ERA WHIP												
59 Carlos Carrasco, R (1,1)											5.0	L	25	6	4	4	2	3	0	0	0	0	0	57	100	7.20	1.800
39 Justin Germano, R (6,1)											2.2	14	4	3	3	0	1	0	1	0	0	1	25	46	10.12	1.875	
37 Chad Durbin, R (8,1)											1.1	5	1	1	1	1	0	0	0	0	0	1	16	26	6.75	0.750	

Batter	1	2	3	4	5	6	7	8	9	AB	R	H	RBI	BB	SO	LOB	BOTTOM									
23 Michael Brantley, L (1,8)										4	0	1	1	0	0	0	<b>Tampa Bay Rays @ Cleveland Indians</b> Progressive Field, Cleveland, OH Wed May 11 2011, 7:06 PM - 9:54 PM EDT Att: 16,336 - Cloudy - 67 F									
13 Adrián Beltrán, S (1,6)										4	0	1	0	0	0	1										
8 Adam Everett, R (9,6)										0	0	0	0	0	0	0										
17 Shin-Soo Choo, L (1,9)										4	0	0	0	0	2	1										
41 Carlos Santana, S (1,2)										3	0	1	0	1	1	1										
47 Shelley Duncan, R (1,10)										4	0	0	0	0	2	3										
20 Orlando Cabrera, R (1,4)										4	1	1	0	0	0	2										
7 Matt LaPorta, R (1,3)										3	1	1	1	0	1	1										
26 Austin Kearns, R (1,7)										3	0	0	0	0	1	1										
9 Jack Hannahan, L (1,5)										3	0	0	0	0	1	1										
<b>Inning Stats</b>	R: 0 E: 0 K: 1 S: 10	H: 0 LOB: 0 BB: 0 P: 14	R: 0 E: 0 K: 0 S: 7	H: 0 LOB: 0 BB: 0 P: 13	R: 0 E: 0 K: 1 S: 7	H: 0 LOB: 0 BB: 0 P: 10	R: 0 E: 0 K: 1 S: 7	H: 0 LOB: 0 BB: 0 P: 13	R: 0 E: 0 K: 2 S: 12	H: 1 LOB: 1 BB: 0 P: 16	R: 0 E: 0 K: 0 S: 6	H: 0 LOB: 0 BB: 0 P: 11	R: 0 E: 0 K: 1 S: 9	H: 1 LOB: 1 BB: 0 P: 14	R: 2 E: 0 K: 1 S: 12	H: 3 LOB: 1 BB: 0 P: 21	R: 0 E: 0 K: 1 S: 7	H: 0 LOB: 1 BB: 1 P: 14	1B: 1 2B: 4 3B: 0 HR: 0	SF: 0 SAC: 0 DP: 0 HBP: 0	WP: 0 PB: 0 SB: 0 CS: 0	PA: 33				
<b>PITCHER</b>	IP WLS BF H R ER SO BB IBB HBP BLK WP HR S P ERA WHIP	8.0 W 29 5 2 2 7 0 0 0 0 0 7 14 0.00 1.000	1.0 4 0 0 0 1 1 0 0 0 0 0 0 7 14 0.00 1.000	<b>PITCHER</b>										IP WLS BF H R ER SO BB IBB HBP BLK WP HR S P ERA WHIP												
14 David Price, L (1,1)											8.0	W	29	5	2	2	7	0	0	0	0	0	7	14	0.00	1.000
55 Rob Delaney, R (9,1)											1.0	4	0	0	0	1	1	0	0	0	0	7	14	0.00	1.000	







Batter	1	2	3	4	5	6	7	8	9	AB	R	H	RBI	BB	SO	LOB	TOP								
51 Ichiro Suzuki, L OBP: 0.352, SLG: 0.345										3	0	0	0	1	0	0	<b>Seattle Mariners @ Cleveland Indians</b> Progressive Field, Cleveland, OH Fri May 13 2011, 7:07 PM - 9:31 PM EDT Att: 33,774 - Cloudy - 76 F								
9 Chone Figgins, S OBP: 0.297, SLG: 0.307										4	1	1	0	0	0	1									
17 Justin Smoak, S OBP: 0.400, SLG: 0.527										3	1	1	2	0	0	0									
29 Jack Cust, L OBP: 0.377, SLG: 0.291										4	1	2	0	0	1	0									
4 Adam Kennedy, L OBP: 0.275, SLG: 0.395										4	0	0	0	0	0	3									
8 Carlos Peguero, L OBP: 0.190, SLG: 0.300										3	1	1	1	1	1	0									
26 Brendan Ryan, R OBP: 0.275, SLG: 0.250										4	0	1	1	0	1	1									
55 Michael Saunders, L OBP: 0.225, SLG: 0.270										4	0	0	0	0	0	3									
5 Chris Gimenez, R OBP: 0.310, SLG: 0.200										3	0	0	0	0	0	2									
<b>Inning Stats</b>	R: 0 E: 0 K: 0 S: 4	H: 0 LOB: 0 BB: 0 P: 7	R: 0 E: 0 K: 1 S: 6	H: 0 LOB: 0 BB: 0 P: 11	R: 0 E: 0 K: 1 S: 8	H: 0 LOB: 0 BB: 0 P: 11	R: 0 E: 0 K: 0 S: 8	H: 0 LOB: 0 BB: 1 P: 13	R: 1 E: 0 K: 0 S: 7	H: 1 LOB: 0 BB: 0 P: 10	R: 0 E: 0 K: 0 S: 9	H: 0 LOB: 0 BB: 0 P: 12	R: 3 E: 0 K: 0 S: 16	H: 4 LOB: 2 BB: 1 P: 27	R: 0 E: 0 K: 0 S: 9	H: 1 LOB: 2 BB: 0 P: 15	R: 0 E: 0 K: 1 S: 9	H: 0 LOB: 0 BB: 0 P: 13	1B: 3 2B: 2 3B: 0 HR: 2	SF: 0 SAC: 0 DP: 2 HBP: 1	WP: 1 PB: 0 SB: 0 CS: 0	PA: 35			
<b>PITCHER</b>	IP	WLS	BF	H	R	ER	SO	BB	IBB	HBP	BLK	WP	HR	S	P	ERA	WHIP								
55 Roberto Hernandez, R ERA: 3.94	(1, 1)	7.2	31	6	4	4	2	2	0	1	0	0	2	66	105	4.70	1.043								
49 Tony Sipp, L ERA: 1.5	(8, 1)	1.1	W	4	0	0	0	0	0	0	0	1	0	10	14	0.00	0.000								

AB	32
R	4
H	6
RBI	4
BB	2
SO	3
LOB	10



Batter	1	2	3	4	5	6	7	8	9	AB	R	H	RBI	BB	SO	LOB	BOTTOM								
23 Michael Brantley, L OBP: 0.372, SLG: 0.412										4	2	2	1	0	0	0	<b>Seattle Mariners @ Cleveland Indians</b> Progressive Field, Cleveland, OH Fri May 13 2011, 7:07 PM - 9:31 PM EDT Att: 33,774 - Cloudy - 76 F								
13 Adrián Cabrera, S OBP: 0.353, SLG: 0.464										4	1	1	1	0	0	0									
17 Shin-Soo Choo, L OBP: 0.301, SLG: 0.354										4	1	1	1	0	1	1									
41 Carlos Santana, S OBP: 0.345, SLG: 0.382										3	0	0	0	1	1	1									
48 Travis Hafner, L OBP: 0.403, SLG: 0.528										4	1	2	2	0	1	1									
20 Orlando Cabrera, R OBP: 0.295, SLG: 0.360										3	0	0	0	0	1	2									
7 Matt LaPorta, R OBP: 0.328, SLG: 0.450										3	0	0	0	0	1	0									
26 Austin Kearns, R OBP: 0.250, SLG: 0.200										3	0	1	0	0	0	0									
9 Jack Hannahan, L OBP: 0.333, SLG: 0.396										3	0	0	0	0	1	1									
<b>Inning Stats</b>	R: 1 E: 0 K: 0 S: 10	H: 1 LOB: 0 BB: 0 P: 12	R: 0 E: 0 K: 0 S: 11	H: 1 LOB: 0 BB: 0 P: 15	R: 1 E: 0 K: 1 S: 11	H: 2 LOB: 0 BB: 0 P: 17	R: 0 E: 0 K: 1 S: 11	H: 0 LOB: 0 BB: 0 P: 13	R: 0 E: 0 K: 0 S: 6	H: 0 LOB: 0 BB: 0 P: 9	R: 0 E: 0 K: 0 S: 10	H: 0 LOB: 0 BB: 0 P: 13	R: 0 E: 0 K: 3 S: 11	H: 0 LOB: 1 BB: 1 P: 17	R: 0 E: 0 K: 1 S: 6	H: 0 LOB: 0 BB: 0 P: 11	R: 3 E: 0 K: 0 S: 9	H: 3 LOB: 0 BB: 0 P: 13	1B: 2 2B: 2 3B: 0 HR: 3	SF: 0 SAC: 0 DP: 1 HBP: 0	WP: 0 PB: 0 SB: 0 CS: 1	PA: 32			
<b>PITCHER</b>	IP	WLS	BF	H	R	ER	SO	BB	IBB	HBP	BLK	WP	HR	S	P	ERA	WHIP								
58 Doug Fister, R ERA: 3.22	(1, 1)	8.0	L	5	3	3	0	0	0	0	0	0	1	9	13	40.50	4.500								
43 Brandon League, R ERA: 7.31	(9, 1)	0.2	L	5	3	3	0	0	0	0	0	0	1	9	13	40.50	4.500								

AB	31
R	5
H	7
RBI	5
BB	1
SO	6
LOB	6









Batter	1	2	3	4	5	6	7	8	9	AB	R	H	RBI	BB	SO	LOB	TOP							
23 Michael Brantley, L OBP: 0.377, SLG: 0.439										4	1	1	1	0	1	0	<b>Cleveland Indians @ Kansas City Royals</b> Kauffman Stadium, Kansas City, MO Tue May 17 2011, 7:11 PM - 10:12 PM CDT Att: 17,712 - Clear - 65 F <a href="http://livebaseballscorecards.com">livebaseballscorecards.com</a>							
13 Asdrúbal Cabrera, S OBP: 0.350, SLG: 0.457										4	1	1	1	0	0	2								
17 Shin-Soo Choo, L OBP: 0.316, SLG: 0.362										3	1	1	0	1	1	0								
41 Carlos Santana, S OBP: 0.367, SLG: 0.419										3	2	2	1	1	0	1								
48 Travis Hafner, L OBP: 0.409, SLG: 0.549										4	1	2	3	0	0	3								
20 Orlando Cabrera, R OBP: 0.328, SLG: 0.367										4	1	1	0	0	0	4								
28 Travis Buck, L OBP: 0.300, SLG: 0.359										4	0	1	1	0	1	2								
7 Matt LaPorta, R OBP: 0.351, SLG: 0.474										3	0	0	0	1	1	0								
9 Jack Hannahan, L OBP: 0.328, SLG: 0.386										4	0	1	0	0	0	0								
<b>Inning Stats</b>	R: 3 H: 2 E: 0 K: 1 S: 12	WLS: 2 BF: 1 LOB: 1 P: 21	R: 0 H: 0 E: 0 K: 1 S: 11	H: 0 R: 0 ER: 0 LOB: 0 BB: 0 P: 15	R: 0 H: 1 E: 0 K: 0 S: 12	LOB: 1 BB: 0 P: 20	R: 1 H: 2 E: 0 K: 0 S: 15	H: 2 R: 0 ER: 0 LOB: 2 BB: 1 P: 26	R: 2 H: 3 E: 0 K: 0 S: 8	H: 3 R: 0 ER: 0 LOB: 0 BB: 0 P: 15	R: 0 H: 0 E: 0 K: 0 S: 4	H: 0 R: 0 ER: 0 LOB: 0 BB: 0 P: 6	R: 1 H: 2 E: 0 K: 0 S: 8	H: 2 R: 0 ER: 0 LOB: 1 BB: 1 P: 18	R: 0 H: 0 E: 0 K: 0 S: 8	H: 0 R: 0 ER: 0 LOB: 0 BB: 0 P: 12		R: 0 H: 0 E: 0 K: 2 S: 9	H: 0 R: 0 ER: 0 LOB: 0 BB: 0 P: 14	1B: 5 2B: 3 3B: 0 HR: 2	SF: 1 SAC: 1 DP: 1 HBP: 1	WP: 0 PB: 0 SB: 0 CS: 0	PA: 39	
<b>PITCHER</b>	IP: 5.0 WLS: L BF: 25 H: 8 R: 6 ER: 6 SO: 2	H: 8 R: 6 ER: 6 LOB: 2 BB: 0 HBP: 1 BLK: 0 WP: 0 HR: 1 S: 58 P: 97	ERA: 4.65	WHIP: 2.000	<b>PITCHER</b>	IP: 5.0 WLS: L BF: 25 H: 8 R: 6 ER: 6 SO: 2	H: 8 R: 6 ER: 6 LOB: 2 BB: 0 HBP: 1 BLK: 0 WP: 0 HR: 1 S: 58 P: 97	ERA: 4.65	WHIP: 2.000	<b>PITCHER</b>	IP: 5.0 WLS: L BF: 25 H: 8 R: 6 ER: 6 SO: 2	H: 8 R: 6 ER: 6 LOB: 2 BB: 0 HBP: 1 BLK: 0 WP: 0 HR: 1 S: 58 P: 97	ERA: 4.65	WHIP: 2.000	<b>PITCHER</b>	IP: 5.0 WLS: L BF: 25 H: 8 R: 6 ER: 6 SO: 2	H: 8 R: 6 ER: 6 LOB: 2 BB: 0 HBP: 1 BLK: 0 WP: 0 HR: 1 S: 58 P: 97	ERA: 4.65	WHIP: 2.000	<b>PITCHER</b>	IP: 5.0 WLS: L BF: 25 H: 8 R: 6 ER: 6 SO: 2	H: 8 R: 6 ER: 6 LOB: 2 BB: 0 HBP: 1 BLK: 0 WP: 0 HR: 1 S: 58 P: 97	ERA: 4.65	WHIP: 2.000
37 Sean O'Sullivan, R ERA: 4.65	61 Everett Teaford, L ERA: 6.75	31 Louis Coleman, R ERA: 1.64	38 Blake Wood, R ERA: 3.31	43 Aaron Crow, R ERA: 0.89	37 Sean O'Sullivan, R ERA: 4.65	61 Everett Teaford, L ERA: 6.75	31 Louis Coleman, R ERA: 1.64	38 Blake Wood, R ERA: 3.31	43 Aaron Crow, R ERA: 0.89	37 Sean O'Sullivan, R ERA: 4.65	61 Everett Teaford, L ERA: 6.75	31 Louis Coleman, R ERA: 1.64	38 Blake Wood, R ERA: 3.31	43 Aaron Crow, R ERA: 0.89	37 Sean O'Sullivan, R ERA: 4.65	61 Everett Teaford, L ERA: 6.75	31 Louis Coleman, R ERA: 1.64	38 Blake Wood, R ERA: 3.31	43 Aaron Crow, R ERA: 0.89					
<b>Batter</b>	<b>1</b>	<b>2</b>	<b>3</b>	<b>4</b>	<b>5</b>	<b>6</b>	<b>7</b>	<b>8</b>	<b>9</b>	<b>AB</b>	<b>R</b>	<b>H</b>	<b>RBI</b>	<b>BB</b>	<b>SO</b>	<b>LOB</b>	<b>BOTTOM</b>							
13 Mike Aviles, R OBP: 0.271, SLG: 0.454										4	0	0	0	1	1	3	<b>Cleveland Indians @ Kansas City Royals</b> Kauffman Stadium, Kansas City, MO Tue May 17 2011, 7:11 PM - 10:12 PM CDT Att: 17,712 - Clear - 65 F <a href="http://livebaseballscorecards.com">livebaseballscorecards.com</a>							
53 Melky Cabrera, S OBP: 0.313, SLG: 0.462										4	0	2	1	1	0	2								
4 Alex Gordon, L OBP: 0.343, SLG: 0.463										4	0	0	0	1	3	5								
16 Billy Butler, R OBP: 0.395, SLG: 0.431										3	0	0	0	1	0	2								
21 Jeff Francoeur, R OBP: 0.339, SLG: 0.542										4	1	1	0	0	1	1								
35 Eric Hosmer, L OBP: 0.348, SLG: 0.568										4	1	2	1	0	0	1								
24 Wilson Betemit, S OBP: 0.378, SLG: 0.445										3	0	0	0	1	1	2								
15 Matt Treanor, R OBP: 0.391, SLG: 0.365										3	1	1	1	1	0	1								
2 Alcides Escobar, R OBP: 0.258, SLG: 0.267										3	0	1	0	1	2	2								
<b>Inning Stats</b>	R: 0 H: 1 E: 0 K: 2 S: 10	H: 1 R: 2 ER: 2 LOB: 0 BB: 0 P: 17	R: 1 H: 2 E: 0 K: 1 S: 12	H: 2 R: 2 ER: 2 LOB: 0 BB: 0 P: 19	R: 0 H: 0 E: 0 K: 0 S: 12	H: 0 R: 0 ER: 0 LOB: 1 BB: 1 P: 19	R: 0 H: 0 E: 0 K: 1 S: 6	H: 0 R: 0 ER: 0 LOB: 0 BB: 0 P: 10	R: 0 H: 1 E: 0 K: 1 S: 17	H: 1 R: 0 ER: 0 LOB: 2 BB: 1 P: 27	R: 1 H: 2 E: 0 K: 0 S: 8	H: 2 R: 0 ER: 0 LOB: 0 BB: 0 P: 12	R: 0 H: 0 E: 0 K: 0 S: 9	H: 0 R: 0 ER: 0 LOB: 1 BB: 2 P: 21	R: 0 H: 0 E: 0 K: 1 S: 11	H: 0 R: 0 ER: 0 LOB: 1 BB: 1 P: 17		R: 1 H: 1 E: 0 K: 1 S: 15	H: 1 R: 0 ER: 0 LOB: 2 BB: 2 P: 28	1B: 5 2B: 1 3B: 1 HR: 0	SF: 0 SAC: 0 DP: 0 HBP: 0	WP: 0 PB: 0 SB: 1 CS: 1	PA: 40	
<b>PITCHER</b>	IP: 5.1 WLS: W BF: 23 H: 5 R: 2 ER: 2 SO: 2	H: 5 R: 2 ER: 2 LOB: 1 BB: 0 HBP: 0 BLK: 0 WP: 0 HR: 0 S: 60 P: 97	ERA: 5.03	WHIP: 1.312	<b>PITCHER</b>	IP: 5.1 WLS: W BF: 23 H: 5 R: 2 ER: 2 SO: 2	H: 5 R: 2 ER: 2 LOB: 1 BB: 0 HBP: 0 BLK: 0 WP: 0 HR: 0 S: 60 P: 97	ERA: 5.03	WHIP: 1.312	<b>PITCHER</b>	IP: 5.1 WLS: W BF: 23 H: 5 R: 2 ER: 2 SO: 2	H: 5 R: 2 ER: 2 LOB: 1 BB: 0 HBP: 0 BLK: 0 WP: 0 HR: 0 S: 60 P: 97	ERA: 5.03	WHIP: 1.312	<b>PITCHER</b>	IP: 5.1 WLS: W BF: 23 H: 5 R: 2 ER: 2 SO: 2	H: 5 R: 2 ER: 2 LOB: 1 BB: 0 HBP: 0 BLK: 0 WP: 0 HR: 0 S: 60 P: 97	ERA: 5.03	WHIP: 1.312	<b>PITCHER</b>	IP: 5.1 WLS: W BF: 23 H: 5 R: 2 ER: 2 SO: 2	H: 5 R: 2 ER: 2 LOB: 1 BB: 0 HBP: 0 BLK: 0 WP: 0 HR: 0 S: 60 P: 97	ERA: 5.03	WHIP: 1.312
59 Carlos Carrasco, R ERA: 5.03	53 Rafael Perez, L ERA: 1.2	3B Joe Smith, R ERA: 2.89	49 Tony Sipp, L ERA: 1.37	54 Chris Perez, R ERA: 3.18	59 Carlos Carrasco, R ERA: 5.03	53 Rafael Perez, L ERA: 1.2	3B Joe Smith, R ERA: 2.89	49 Tony Sipp, L ERA: 1.37	54 Chris Perez, R ERA: 3.18	59 Carlos Carrasco, R ERA: 5.03	53 Rafael Perez, L ERA: 1.2	3B Joe Smith, R ERA: 2.89	49 Tony Sipp, L ERA: 1.37	54 Chris Perez, R ERA: 3.18	59 Carlos Carrasco, R ERA: 5.03	53 Rafael Perez, L ERA: 1.2	3B Joe Smith, R ERA: 2.89	49 Tony Sipp, L ERA: 1.37	54 Chris Perez, R ERA: 3.18					



Batter	1	2	3	4	5	6	7	8	9	AB	R	H	RBI	BB	SO	LOB	TOP			
23 Michael Brantley, L (1, 8) OBP: 0.368, SLG: 0.427										4	0	0	0	0	3	0	<b>Cleveland Indians @ Chicago White Sox</b> U.S. Cellular Field, Chicago, IL Wed May 18 2011, 8:11 PM - 10:11 PM EDT Att: 18,580 - Overcast - 55 F			
13 Asdrúbal Cabrera, S (1, 6) OBP: 0.348, SLG: 0.461										4	0	1	0	0	2	0				
17 Shin-Soo Choo, L (1, 9) OBP: 0.322, SLG: 0.368										3	0	2	0	0	0	1				
41 Carlos Santana, S (1, 3) OBP: 0.360, SLG: 0.409										3	0	0	0	0	0	3				
28 Travis Buck, L (1, 7)										3	0	0	0	0	0	1				
20 Orlando Cabrera, R (1, 4) OBP: 0.299, SLG: 0.360										3	0	0	0	0	0	0				
47 Shelley Duncan, R (1, 10) OBP: 0.269, SLG: 0.400										3	0	0	0	0	2	0				
9 Jack Hannahan, L (1, 5) OBP: 0.321, SLG: 0.376										3	0	0	0	0	1	0				
6 Lou Marson, R (1, 2) OBP: 0.325, SLG: 0.417										2	0	0	0	0	0	0				
7 Matt LaPorta, R (9, PH) OBP: 0.348, SLG: 0.470										1	0	0	0	0	0	0				
<b>Inning Stats</b>	R: 0 H: 1 E: 0 K: 1 S: 13	H: 1 LOB: 1 BB: 0 P: 16	R: 0 H: 0 E: 0 K: 1 S: 9	H: 0 LOB: 0 BB: 0 P: 13	R: 0 H: 0 E: 0 K: 1 S: 7	H: 0 LOB: 0 BB: 0 P: 10	R: 0 H: 1 E: 0 K: 0 S: 8	H: 0 LOB: 0 BB: 0 P: 15	R: 0 H: 0 E: 0 K: 0 S: 6	H: 0 LOB: 0 BB: 0 P: 6	R: 0 H: 1 E: 0 K: 1 S: 14	H: 0 LOB: 1 BB: 0 P: 24	R: 0 H: 0 E: 0 K: 2 S: 9	H: 0 LOB: 0 BB: 0 P: 13	R: 0 H: 0 E: 0 K: 2 S: 8	H: 0 LOB: 0 BB: 0 P: 9	1B: 3 2B: 0 3B: 0 HR: 0	SF: 0 SAC: 0 DP: 0 HBP: 0	WP: 0 PB: 0 SB: 1 CS: 1	PA: 29
<b>PITCHER</b> 44 Jake Peavy, R (1, 1) ERA: 2.4	IP: 9.0 WLS: W BF: 29 H: 3 R: 0 ER: 0 SO: 8 BB: 0 IBB: 0 HBP: 0 BLK: 0 WP: 0 HR: 0 S: 79 P: 111 ERA: 0.00 WHIP: 0.333															<b>PITCHER</b> IP: 9.0 WLS: W BF: 29 H: 3 R: 0 ER: 0 SO: 8 BB: 0 IBB: 0 HBP: 0 BLK: 0 WP: 0 HR: 0 S: 79 P: 111 ERA: 0.00 WHIP: 0.333				

Batter	1	2	3	4	5	6	7	8	9	AB	R	H	RBI	BB	SO	LOB	BOTTOM			
1 Juan Pierre, L (1, 7) OBP: 0.311, SLG: 0.273										4	1	1	0	0	0	2	<b>Cleveland Indians @ Chicago White Sox</b> U.S. Cellular Field, Chicago, IL Wed May 18 2011, 8:11 PM - 10:11 PM EDT Att: 18,580 - Overcast - 55 F			
11 Omar Vizquel, S (1, 6) (8, 5) OBP: 0.380, SLG: 0.413										3	0	1	0	1	0	0				
44 Adam Dunn, L (1, 10) OBP: 0.323, SLG: 0.372										2	0	1	1	0	1	1				
14 Paul Konerko, R (1, 3) OBP: 0.375, SLG: 0.519										3	0	0	0	0	1	2				
20 Carlos Quentin, R (1, 9) OBP: 0.333, SLG: 0.497										3	0	0	0	0	2	2				
12 A.J. Pierzynski, L (1, 2) OBP: 0.290, SLG: 0.306										3	0	1	0	0	0	0				
45 Dallas McPherson, L (1, 5) OBP: 0.290, SLG: 0.290										3	0	0	0	0	2	1				
10 Alexei Ramirez, R (8, 6) OBP: 0.330, SLG: 0.400										0	0	0	0	0	0	0				
18 Brent Lillibridge, R (1, 8) OBP: 0.386, SLG: 0.568										2	0	1	0	1	0	0				
15 Gordon Beckham, R (1, 4) OBP: 0.263, SLG: 0.322										3	0	0	0	0	2	3				
<b>Inning Stats</b>	R: 1 H: 2 E: 0 K: 1 S: 12	H: 2 LOB: 1 BB: 0 P: 18	R: 0 H: 1 E: 0 K: 0 S: 8	H: 1 LOB: 2 BB: 1 P: 14	R: 0 H: 0 E: 0 K: 2 S: 7	H: 0 LOB: 0 BB: 1 P: 15	R: 0 H: 0 E: 0 K: 1 S: 9	H: 0 LOB: 0 BB: 0 P: 14	R: 0 H: 1 E: 0 K: 1 S: 10	H: 1 LOB: 1 BB: 0 P: 12	R: 0 H: 1 E: 0 K: 1 S: 10	H: 0 LOB: 1 BB: 0 P: 18	R: 0 H: 0 E: 0 K: 1 S: 7	H: 0 LOB: 0 BB: 0 P: 9	R: 0 H: 0 E: 0 K: 1 S: 10	H: 0 LOB: 0 BB: 0 P: 15	1B: 2 2B: 5 3B: 0 HR: 0	SF: 1 SAC: 0 DP: 2 HBP: 0	WP: 0 PB: 0 SB: 0 CS: 2	PA: 29
<b>PITCHER</b> 63 Justin Masterson, R (1, 1) ERA: 2.52	IP: 8.0 WLS: L BF: 29 H: 5 R: 1 ER: 1 SO: 8 BB: 2 IBB: 0 HBP: 0 BLK: 0 WP: 0 HR: 0 S: 73 P: 115 ERA: 1.12 WHIP: 0.875															<b>PITCHER</b> IP: 8.0 WLS: L BF: 29 H: 5 R: 1 ER: 1 SO: 8 BB: 2 IBB: 0 HBP: 0 BLK: 0 WP: 0 HR: 0 S: 73 P: 115 ERA: 1.12 WHIP: 0.875				

AB	29
R	0
H	3
RBI	0
BB	0
SO	8
LOB	5



AB	26
R	1
H	5
RBI	1
BB	2
SO	8
LOB	11





Batter	1	2	3	4	5	6	7	8	9	AB	R	H	RBI	BB	SO	LOB	TOP									
23 Michael Brantley, L OBP: 0.359, SLG: 0.415	F7		G3		G4-6-3			K		4	0	0	0	0	1	2	<b>Cleveland Indians @ Chicago White Sox</b> U.S. Cellular Field, Chicago, IL Thu May 19 2011, 8:11 PM - 10:42 PM EDT Att: 22,077 - Cloudy - 55 F									
13 Asdrúbal Cabrera, S OBP: 0.351, SLG: 0.455	HBP		F7			G6-3		1B		3	1	1	0	0	0	0										
17 Shin-Soo Choo, L OBP: 0.320, SLG: 0.371	2B		G4-3				K	K		4	0	1	0	0	2	1										
41 Carlos Santana, S OBP: 0.352, SLG: 0.400	SF9			G4-3		P6		G3		3	0	0	1	0	0	1										
47 Shelley Duncan, R OBP: 0.250, SLG: 0.370	L6			F7			G5-3		K	4	0	0	0	0	1	1										
7 Matt LaPorta, R OBP: 0.360, SLG: 0.500	1B			L6			2B	HR		3	1	2	1	1	0	0										
9 Jack Hannahan, L OBP: 0.319, SLG: 0.372	F8				26 1B		F7	K		4	0	1	0	0	1	2										
26 Austin Kearns, R OBP: 0.267, SLG: 0.241	L6				23 G4-6-3		G5-3	G5-3		4	0	2	0	0	0	1										
8 Adam Everett, R OBP: 0.364, SLG: 0.276	G5-3						K	K		3	0	0	0	0	2	5	<b>C</b>									
<b>Inning Stats</b>	R: 1 H: 1 E: 0 K: 0 S: 12	H: 1 LOB: 1 BB: 0 P: 20	R: 0 H: 1 E: 1 K: 0 S: 11	H: 1 LOB: 1 BB: 0 P: 17	R: 0 H: 0 E: 0 K: 0 S: 6	H: 0 LOB: 0 BB: 0 P: 7	R: 0 H: 0 E: 0 K: 0 S: 5	H: 0 LOB: 0 BB: 0 P: 8	R: 0 H: 2 E: 0 K: 1 S: 9	H: 1 LOB: 1 BB: 0 P: 14	R: 0 H: 0 E: 0 K: 1 S: 8	H: 0 LOB: 2 BB: 1 P: 14	R: 0 H: 1 E: 0 K: 2 S: 10	H: 1 LOB: 1 BB: 0 P: 17	R: 1 H: 1 E: 0 K: 2 S: 10	H: 1 LOB: 0 BB: 0 P: 16		1B: 4 2B: 2 3B: 0 HR: 1	SF: 1 SAC: 0 DP: 1 HBP: 1	WP: 0 PB: 0 SB: 0 CS: 0	PA: 35					
<b>PITCHER</b>	IP	WLS	BF	H	R	ER	SO	BB	IBB	HBP	BLK	WP	HR	S	P	ERA		WHIP								
34 Gavin Floyd, R ERA: 3.88	7.0	W	27	5	1	1	3	1	0	1	0	0	0	67	103	1.29		0.857								
49 Chris Sale, L ERA: 5.23	1.0		4	1	0	0	2	0	0	0	0	0	0	10	17	0.00		1.000								
57 Ramon Pena, R ERA: 6.32	1.0		4	1	1	1	2	0	0	0	0	0	1	10	16	9.00		1.000								

Batter	1	2	3	4	5	6	7	8	9	AB	R	H	RBI	BB	SO	LOB	BOTTOM									
1 Juan Pierre, L OBP: 0.314, SLG: 0.282	2B	FC3-2		P6				G4-3		5	2	2	0	0	0	3	<b>Cleveland Indians @ Chicago White Sox</b> U.S. Cellular Field, Chicago, IL Thu May 19 2011, 8:11 PM - 10:42 PM EDT Att: 22,077 - Cloudy - 55 F									
10 Alexei Ramirez, R OBP: 0.339, SLG: 0.411	HBP	2B		G5-3				1B		3	2	2	2	0	0	0										
44 Adam Dunn, L OBP: 0.321, SLG: 0.368	K				P5			K		4	0	1	2	0	2	4										
14 Paul Konerko, R OBP: 0.378, SLG: 0.521										3	1	1	2	1	1	1										
22 Brent Morel, R OBP: 0.237, SLG: 0.313	2B				20 HR					0	0	0	0	0	0	0										
20 Carlos Quentin, R OBP: 0.343, SLG: 0.519	F9									3	1	2	2	1	0	1										
12 A.J. Pierzynski, L OBP: 0.281, SLG: 0.297	G4-3				G4-3			K		4	0	0	0	0	1	3										
51 Alex Rios, R OBP: 0.266, SLG: 0.297					G6-3					4	0	1	0	0	0	2										
45 Dallas McPherson, L OBP: 0.250, SLG: 0.250	FC3-2				P5					4	1	1	0	0	1	1										
11 Omar Vizquel, S OBP: 0.358, SLG: 0.388	SH									3	1	0	0	0	1	1	<b>C</b>									
<b>Inning Stats</b>	R: 2 H: 2 E: 0 K: 1 S: 12	H: 4 LOB: 1 BB: 0 P: 19	R: 4 H: 4 E: 0 K: 1 S: 15	H: 4 LOB: 1 BB: 0 P: 23	R: 0 H: 0 E: 0 K: 0 S: 9	H: 0 LOB: 1 BB: 1 P: 18	R: 0 H: 0 E: 0 K: 1 S: 5	H: 0 LOB: 0 BB: 0 P: 7	R: 2 H: 1 E: 0 K: 0 S: 13	H: 1 LOB: 2 BB: 1 P: 20	R: 0 H: 2 E: 0 K: 2 S: 13	H: 2 LOB: 0 BB: 0 P: 20	R: 0 H: 1 E: 0 K: 1 S: 13	H: 1 LOB: 1 BB: 0 P: 17	R: 0 H: 0 E: 1 K: 0 S: 7	H: 0 LOB: 0 BB: 0 P: 9		1B: 6 2B: 4 3B: 0 HR: 1	SF: 0 SAC: 1 DP: 2 HBP: 1	WP: 0 PB: 0 SB: 0 CS: 1	PA: 37					
<b>PITCHER</b>	IP	WLS	BF	H	R	ER	SO	BB	IBB	HBP	BLK	WP	HR	S	P	ERA		WHIP								
55 Roberto Hernandez, R ERA: 4.78	5.0	L	25	7	8	8	3	2	0	1	0	0	0	54	87	14.40		1.800								
37 Chad Durbin, R ERA: 5.09	2.0		9	3	0	0	3	0	0	0	0	0	0	26	37	0.00		1.500								
38 Joe Smith, R ERA: 2.61	1.0		3	0	0	0	0	0	0	0	0	0	0	7	9	0.00		0.000								



Batter	1	2	3	4	5	6	7	8	9	AB	R	H	RBI	BB	SO	LOB	TOP																				
6 Drew Stubbs, R OBP: 0.359, SLG: 0.437										4	1	0	0	1	1	1	<b>Cincinnati Reds @ Cleveland Indians</b> Progressive Field, Cleveland, OH Fri May 20 2011, 7:08 PM - 10:22 PM EDT Att: 31,622 - Clear - 65 F																				
31 Jonny Gomes, R OBP: 0.314, SLG: 0.354										4	0	0	0	1	0	1																					
19 Joey Votto, L OBP: 0.462, SLG: 0.535										4	0	1	1	0	1	1																					
4 Brandon Phillips, R OBP: 0.380, SLG: 0.478										4	1	1	0	0	0	3																					
32 Jay Bruce, L OBP: 0.328, SLG: 0.494										4	1	2	0	0	0	2																					
27 Scott Rolen, R OBP: 0.309, SLG: 0.471										4	0	1	1	0	1	2																					
28 Chris Heisey, R OBP: 0.342, SLG: 0.485										4	0	1	1	0	2	2																					
29 Ryan Hanigan, R OBP: 0.344, SLG: 0.365										4	0	1	0	0	1	3																					
7 Paul Janish, R OBP: 0.273, SLG: 0.287										2	1	0	0	1	0	3																					
15 Fred Lewis, L OBP: 0.310, SLG: 0.393										0	0	0	0	1	0	0																					
<b>Inning Stats</b>	R: 0 E: 0 K: 1 S: 8	H: 0 LOB: 0 BB: 0 P: 13	R: 0 E: 0 K: 1 S: 10	H: 1 LOB: 1 BB: 0 P: 14	R: 2 E: 1 K: 1 S: 21	H: 0 LOB: 2 BB: 3 P: 38	R: 0 E: 0 K: 1 S: 7	H: 1 LOB: 1 BB: 0 P: 11	R: 0 E: 0 K: 1 S: 8	H: 0 LOB: 0 BB: 0 P: 12	R: 2 E: 1 K: 0 S: 21	H: 3 LOB: 1 BB: 0 P: 31	R: 0 E: 0 K: 0 S: 8	H: 1 LOB: 1 BB: 0 P: 13	R: 0 E: 0 K: 1 S: 11	H: 1 LOB: 1 BB: 0 P: 16	R: 0 E: 0 K: 0 S: 5	H: 0 LOB: 0 BB: 1 P: 12	1B: 6 2B: 2 3B: 0 HR: 0	SF: 0 SAC: 0 DP: 1 HBP: 0	WP: 1 PB: 0 SB: 1 CS: 1	PA: 38															
<b>PITCHER</b>	IP ERA: 3.6	WLS ERA: 7.11	BF ERA: 2.25	H ERA: 1.33	R ERA: 1.65	ER ERA: 1.65	SO ERA: 1.65	BB ERA: 1.65	IBB ERA: 1.65	HBP ERA: 1.65	BLK ERA: 1.65	WP ERA: 1.65	HR ERA: 1.65	S ERA: 1.65	P ERA: 1.65	ERA ERA: 1.65	WHIP ERA: 1.65	IP ERA: 1.65	WLS ERA: 1.65	BF ERA: 1.65	H ERA: 1.65	R ERA: 1.65	ER ERA: 1.65	SO ERA: 1.65	BB ERA: 1.65	IBB ERA: 1.65	HBP ERA: 1.65	BLK ERA: 1.65	WP ERA: 1.65	HR ERA: 1.65	S ERA: 1.65	P ERA: 1.65	ERA ERA: 1.65	WHIP ERA: 1.65			
32 Alex White, R ERA: 3.6	3.0	14	1	2	1	3	3	0	0	0	0	0	0	0	0	3.00	1.333	1.0	S	3	0	0	0	0	0	0	0	0	0	0	0	0	0	0	0.00	1.000	
56 Frank Herrmann, R ERA: 7.11	2.0	10	3	2	1	2	0	0	0	0	0	0	0	0	23	4.50	1.500	1.0	S	3	0	0	0	0	0	0	0	0	0	0	0	0	0	0	0	0.00	0.600
38 Joe Smith, R ERA: 2.25	1.2	5	1	0	0	0	0	0	0	0	0	0	0	16	24	0.00	0.600	1.0	S	3	0	0	0	0	0	0	0	0	0	0	0	0	0	0	0	0.00	1.500
49 Tony Sipp, L ERA: 1.33	0.2	3	1	0	0	0	0	0	0	0	0	0	0	6	10	0.00	1.500	1.0	S	3	0	0	0	0	0	0	0	0	0	0	0	0	0	0	0	0.00	1.500
52 Vinnie Pestano, R ERA: 1.65	0.2	W	3	1	0	0	1	0	0	0	0	0	0	10	13	0.00	1.500	1.0	S	3	0	0	0	0	0	0	0	0	0	0	0	0	0	0	0	0.00	1.500

Batter	1	2	3	4	5	6	7	8	9	AB	R	H	RBI	BB	SO	LOB	BOTTOM																				
23 Michael Brantley, L OBP: 0.357, SLG: 0.411										4	1	1	1	0	1	0	<b>Cincinnati Reds @ Cleveland Indians</b> Progressive Field, Cleveland, OH Fri May 20 2011, 7:08 PM - 10:22 PM EDT Att: 31,622 - Clear - 65 F																				
13 Adrián Cabrera, S OBP: 0.349, SLG: 0.460										3	1	0	0	1	0	0																					
17 Shin-Soo Choo, L OBP: 0.324, SLG: 0.383										3	1	1	1	0	2	0																					
41 Carlos Santana, S OBP: 0.361, SLG: 0.397										1	0	0	1	3	0	0																					
47 Shelley Duncan, R OBP: 0.237, SLG: 0.357										2	0	0	1	0	0	1																					
12 Ezequiel Carrera, L OBP: 1.000, SLG: 1.000										1	0	1	1	0	0	0																					
20 Orlando Cabrera, R OBP: 0.292, SLG: 0.351										4	0	0	0	0	5																						
7 Matt LaPorta, R OBP: 0.352, SLG: 0.488										3	0	0	0	0	0	0																					
26 Austin Keams, R OBP: 0.270, SLG: 0.246										3	1	1	0	0	1	0																					
9 Jack Hannahan, L OBP: 0.319, SLG: 0.371										3	1	1	0	0	0	0																					
<b>Inning Stats</b>	R: 0 E: 0 K: 2 S: 9	H: 0 LOB: 0 BB: 0 P: 13	R: 0 E: 0 K: 0 S: 7	H: 0 LOB: 0 BB: 1 P: 13	R: 0 E: 0 K: 0 S: 9	H: 0 LOB: 0 BB: 0 P: 17	R: 0 E: 0 K: 1 S: 7	H: 0 LOB: 0 BB: 0 P: 13	R: 0 E: 0 K: 0 S: 5	H: 0 LOB: 0 BB: 0 P: 8	R: 4 E: 1 K: 0 S: 20	H: 3 LOB: 2 BB: 2 P: 41	R: 0 E: 0 K: 1 S: 7	H: 0 LOB: 0 BB: 0 P: 8	R: 1 E: 0 K: 0 S: 7	H: 2 LOB: 2 BB: 1 P: 16	R: 0 E: 0 K: 0 S: 7	H: 0 LOB: 0 BB: 1 P: 16	1B: 4 2B: 0 3B: 1 HR: 0	SF: 1 SAC: 0 DP: 1 HBP: 1	WP: 0 PB: 0 SB: 0 CS: 0	PA: 33															
<b>PITCHER</b>	IP ERA: 5.17	WLS ERA: 2.19	BF ERA: 1.69	H ERA: 4.15	R ERA: 4.15	ER ERA: 4.15	SO ERA: 4.15	BB ERA: 4.15	IBB ERA: 4.15	HBP ERA: 4.15	BLK ERA: 4.15	WP ERA: 4.15	HR ERA: 4.15	S ERA: 4.15	P ERA: 4.15	ERA ERA: 4.15	WHIP ERA: 4.15	IP ERA: 4.15	WLS ERA: 4.15	BF ERA: 4.15	H ERA: 4.15	R ERA: 4.15	ER ERA: 4.15	SO ERA: 4.15	BB ERA: 4.15	IBB ERA: 4.15	HBP ERA: 4.15	BLK ERA: 4.15	WP ERA: 4.15	HR ERA: 4.15	S ERA: 4.15	P ERA: 4.15	ERA ERA: 4.15	WHIP ERA: 4.15			
30 Travis Wood, L ERA: 5.17	5.1	21	3	4	4	3	2	0	1	0	0	0	0	11	19	0.00	0.600	1.0	S	3	0	0	0	0	0	0	0	0	0	0	0	0	0	0	0.00	0.600	
66 Logan Ondrusek, R ERA: 2.19	1.2	B	6	0	0	0	1	0	0	0	0	0	0	5	13	13.50	1.500	1.0	S	3	0	0	0	0	0	0	0	0	0	0	0	0	0	0	0	0.00	3.000
45 Bill Bray, L ERA: 1.69	0.2	L	4	1	1	1	0	0	1	0	0	0	0	2	3	0.00	3.000	1.0	S	3	0	0	0	0	0	0	0	0	0	0	0	0	0	0	0	0.00	3.000
40 Nick Masset, R ERA: 4.15	0.1	2	1	0	0	0	0	0	0	0	0	0	0	2	3	0.00	3.000	1.0	S	3	0	0	0	0	0	0	0	0	0	0	0	0	0	0	0	0.00	3.000

AB 34  
R 4  
H 7  
RBI 3  
BB 4  
SO 6  
LOB 18



AB 27  
R 5  
H 5  
RBI 5  
BB 4  
SO 4  
LOB 6





Batter	1	2	3	4	5	6	7	8	9	AB	R	H	RBI	BB	SO	LOB	TOP										
6 Drew Stubbs, R OBP: 0.356, SLG: 0.433										4	0	1	0	0	1	2	<b>Cincinnati Reds @ Cleveland Indians</b> Progressive Field, Cleveland, OH Sat May 21 2011, 4:06 PM - 6:26 PM EDT Att: 40,631 - Sunny - 72 F										
31 Jonny Gomes, R OBP: 0.306, SLG: 0.372										4	0	0	0	0	3	3											
19 Joey Votto, L OBP: 0.457, SLG: 0.525										3	0	0	0	1	0	1											
4 Brandon Phillips, R OBP: 0.377, SLG: 0.470										3	1	0	0	0	1	1											
32 Jay Bruce, L OBP: 0.337, SLG: 0.494										2	0	1	0	2	0	0											
27 Scott Rolen, R OBP: 0.296, SLG: 0.451										4	0	0	1	0	1	3											
15 Fred Lewis, L OBP: 0.281, SLG: 0.355										3	0	0	0	0	0	2											
29 Ryan Hanigan, R OBP: 0.354, SLG: 0.375										3	0	2	0	0	0	0											
30 Travis Wood, R OBP: 0.063, SLG: 0.250										0	0	0	0	0	0	0											
55 Ramon Hernandez, R OBP: 0.385, SLG: 0.596										0	0	0	0	0	0	0											
16 Edgar Renteria, R OBP: 0.326, SLG: 0.253										3	0	0	0	0	1	2											
<b>Inning Stats</b>	R: 0 E: 0 K: 1 S: 6	H: 1 LOB: 0 BB: 0 P: 10	R: 0 E: 0 K: 1 S: 9	H: 0 LOB: 1 BB: 1 P: 14	R: 0 E: 0 K: 0 S: 8	H: 0 LOB: 0 BB: 0 P: 12	R: 0 E: 0 K: 0 S: 7	H: 0 LOB: 0 BB: 0 P: 8	R: 0 E: 0 K: 0 S: 8	H: 1 LOB: 1 BB: 0 P: 15	R: 1 E: 0 K: 0 S: 11	H: 1 LOB: 1 BB: 0 P: 14	R: 0 E: 0 K: 3 S: 12	H: 1 LOB: 1 BB: 2 P: 15	R: 0 E: 0 K: 1 S: 8	H: 0 LOB: 1 BB: 2 P: 17	1B: 4 2B: 0 3B: 0 HR: 0	SF: 0 SAC: 0 DP: 2 HBP: 1	WP: 0 PB: 0 SB: 0 CS: 0	PA: 33							
<b>PITCHER</b>	IP	WLS	BF	H	R	ER	SO	BB	IBB	HBP	BLK	WP	HR	S	P	ERA	WHIP										
43 Josh Tomlin, R ERA: 2.41	7.0	W	25	3	1	1	3	1	0	1	0	0	0	57	85	1.29	0.571										
52 Vinnie Pestano, R ERA: 1.56	1.0	H	4	1	0	0	3	0	0	0	0	0	0	12	15	0.00	1.000										
54 Chris Perez, R ERA: 2.84	1.0	S	4	0	0	0	1	2	0	0	0	0	0	8	17	0.00	2.000										

AB	29
R	1
H	4
RBI	1
BB	3
SO	7
LOB	14



Batter	1	2	3	4	5	6	7	8	9	AB	R	H	RBI	BB	SO	LOB	BOTTOM										
23 Michael Brantley, L OBP: 0.354, SLG: 0.406										4	0	1	0	0	0	0	<b>Cincinnati Reds @ Cleveland Indians</b> Progressive Field, Cleveland, OH Sat May 21 2011, 4:06 PM - 6:26 PM EDT Att: 40,631 - Sunny - 72 F										
13 Asdrubal Cabrera, S OBP: 0.347, SLG: 0.415										4	1	1	0	0	0	1											
17 Shin-Soo Choo, L OBP: 0.324, SLG: 0.382										3	0	1	0	0	1	1											
41 Carlos Santana, S OBP: 0.355, SLG: 0.388										3	0	0	0	0	2	2											
28 Travis Buck, L OBP: 0.283, SLG: 0.400										3	1	1	2	0	0	0											
20 Orlando Cabrera, R OBP: 0.293, SLG: 0.357										3	0	1	0	0	0	0											
7 Matt LaPorta, R OBP: 0.345, SLG: 0.476										3	0	0	0	0	1	1											
9 Jack Hannahan, L OBP: 0.312, SLG: 0.362										3	0	0	0	0	1	0											
12 Ezequiel Carrera, L OBP: 0.250, SLG: 0.250										3	0	0	0	0	1	0											
<b>Inning Stats</b>	R: 0 E: 0 K: 1 S: 8	H: 0 LOB: 0 BB: 0 P: 14	R: 0 E: 0 K: 0 S: 9	H: 0 LOB: 0 BB: 0 P: 14	R: 0 E: 0 K: 0 S: 11	H: 0 LOB: 0 BB: 0 P: 15	R: 0 E: 0 K: 1 S: 10	H: 1 LOB: 1 BB: 0 P: 16	R: 0 E: 0 K: 0 S: 6	H: 0 LOB: 0 BB: 0 P: 9	R: 0 E: 0 K: 0 S: 11	H: 0 LOB: 0 BB: 0 P: 16	R: 2 E: 0 K: 2 S: 14	H: 3 LOB: 1 BB: 0 P: 21	R: 0 E: 0 K: 2 S: 12	H: 1 LOB: 1 BB: 0 P: 17		1B: 3 2B: 1 3B: 0 HR: 1	SF: 0 SAC: 0 DP: 0 HBP: 0	WP: 0 PB: 0 SB: 0 CS: 0	PA: 29						
<b>PITCHER</b>	IP	WLS	BF	H	R	ER	SO	BB	IBB	HBP	BLK	WP	HR	S	P	ERA	WHIP										
34 Homer Bailey, R ERA: 2.08	7.0	L	25	4	2	2	2	0	0	0	0	0	0	105	105	2.57	0.571										
33 Jose Aroldo, R ERA: 2.45	1.0		4	1	0	0	2	0	0	0	0	0	0	12	17	0.00	1.000										

AB	29
R	2
H	5
RBI	2
BB	0
SO	6
LOB	5





Batter	1	2	3	4	5	6	7	8	9	AB	R	H	RBI	BB	SO	LOB	TOP					
6 Drew Stubbs, R OBP: 0.353, SLG: 0.432	E6 28 CS		P4		K		K		2B	5	0	1	0	0	2	2	<p>Cincinnati Reds @ Cleveland Indians Progressive Field, Cleveland, OH Sun May 22 2011, 1:08 PM - 4:13 PM EDT Att: 26,833 - Partly Cloudy - 80 F</p> <p>livebaseballscorecards.com</p>					
28 Chris Hestey, R OBP: 0.333, SLG: 0.479	L9		K			2B	K		F7	5	1	1	0	0	2	5						
19 Joey Votto, L OBP: 0.458, SLG: 0.549					K				G6-3	4	2	2	2	0	1	0						
43 Miguel Cairo, R OBP: 0.338, SLG: 0.333	HR					2B			G6-3	0	0	0	0	0	0	0						
4 Brandon Phillips, R OBP: 0.374, SLG: 0.461					L5				G5-3	3	0	0	1	1	0	0						
32 Jay Bruce, L OBP: 0.341, SLG: 0.512					HR				G4-3	4	1	2	1	0	0	1						
27 Scott Rolen, R OBP: 0.294, SLG: 0.453									1B	4	0	1	0	0	0	1						
16 Edgar Renteria, R OBP: 0.326, SLG: 0.253	L4				2B				G6-3	4	0	1	0	0	0	0						
15 Fred Lewis, L OBP: 0.278, SLG: 0.371					G3-1				2B	4	0	1	0	0	1	1						
55 Ramon Hernandez, R									1B	4	0	2	0	0	0	0						
7 Paul Janish, R OBP: 0.265, SLG: 0.278					F8				L8	4	0	0	0	0	0	3						
<b>Inning Stats</b>	R: 1 E: 1 K: 0 S: 13	H: 1 LOB: 1 BB: 1 P: 23	R: 0 E: 0 K: 0 S: 10	H: 0 LOB: 0 BB: 0 P: 15	R: 0 E: 0 K: 1 S: 9	H: 0 LOB: 0 BB: 0 P: 12	R: 1 E: 0 K: 1 S: 16	H: 2 LOB: 1 BB: 0 P: 23	R: 0 E: 0 K: 1 S: 8	H: 0 LOB: 0 BB: 0 P: 9	R: 2 E: 0 K: 0 S: 9	H: 2 LOB: 0 BB: 0 P: 16	R: 0 E: 0 K: 2 S: 16	H: 2 LOB: 2 BB: 0 P: 23	R: 0 E: 0 K: 0 S: 10	H: 1 LOB: 1 BB: 0 P: 13	R: 0 E: 0 K: 1 S: 13	H: 2 LOB: 2 BB: 0 P: 20	1B: 3 2B: 5 HR: 2	SF: 0 SAC: 0 DP: 0 HBP: 0	WP: 1 PB: 0 SB: 0 CS: 1	PA: 38
<b>PITCHER</b>	IP WLS BF H R ER SO BB IBB HBP BLK WP HR S P ERA WHIP																					
59 Carlos Carrasco, R ERA: 5.16	6.0 W 25 6 4 4 3 1 0 0 0 0 1 2 66 99 6.00 1.167																					
37 Chad Durbin, R ERA: 4.82	7.1 1.0 4 1 0 0 2 0 0 0 0 0 0 15 22 0.00 1.000																					
53 Rafael Perez, L ERA: 1.13	8.1 1.0 4 1 0 0 0 0 0 0 0 0 0 10 13 0.00 1.000																					
45 Josh Judy, R ERA:	9.1 1.0 5 2 0 0 1 0 0 0 0 0 0 13 20 0.00 2.000																					

Batter	1	2	3	4	5	6	7	8	9	AB	R	H	RBI	BB	SO	LOB	BOTTOM			
23 Michael Brantley, L OBP: 0.361, SLG: 0.421	HR		SF8		G3-1				2B	4	3	3	2	0	0	0	<p>Cincinnati Reds @ Cleveland Indians Progressive Field, Cleveland, OH Sun May 22 2011, 1:08 PM - 4:13 PM EDT Att: 26,833 - Partly Cloudy - 80 F</p> <p>livebaseballscorecards.com</p>			
12 Ezequiel Carrera, L OBP: 0.250, SLG: 0.250	1B								1B	0	0	0	0	0	0	0				
13 Adrúbal Cabrera, S OBP: 0.363, SLG: 0.522	HR								1B	5	2	5	5	0	0	0				
17 Shin-Soo Choo, L OBP: 0.332, SLG: 0.393	G4-3								1B	3	1	2	2	1	0	0				
41 Carlos Santana, S OBP: 0.345, SLG: 0.375	G4-3								1B	5	0	0	0	0	2	6				
28 Travis Buck, L OBP: 0.275, SLG: 0.367	BB								1B	4	1	0	0	1	1	2				
20 Orlando Cabrera, R OBP: 0.290, SLG: 0.352	F8								1B	5	0	1	0	0	2	2				
26 Austin Kearns, R OBP: 0.294, SLG: 0.283	BB								F8	3	2	1	0	1	1	1				
9 Jack Hannahan, L OBP: 0.322, SLG: 0.369	BB								FC4	3	2	1	1	2	1	1				
6 Lou Marson, R OBP: 0.318, SLG: 0.385	G3								BB	3	1	0	0	1	1	4				
<b>Inning Stats</b>	R: 4 E: 0 K: 0 S: 18	H: 3 LOB: 2 BB: 3 P: 36	R: 1 E: 0 K: 2 S: 13	H: 3 LOB: 2 BB: 0 P: 18	R: 2 E: 0 K: 1 S: 15	H: 1 LOB: 2 BB: 2 P: 29	R: 0 E: 0 K: 2 S: 8	H: 0 LOB: 0 BB: 0 P: 13	R: 0 E: 0 K: 1 S: 12	H: 0 LOB: 0 BB: 0 P: 15	R: 1 E: 0 K: 1 S: 11	H: 1 LOB: 0 BB: 0 P: 21	R: 4 E: 0 K: 1 S: 17	H: 4 LOB: 1 BB: 1 P: 24	R: 0 E: 0 K: 0 S: 7	H: 1 LOB: 1 BB: 0 P: 14	1B: 7 2B: 3 3B: 1 HR: 2	SF: 2 SAC: 0 DP: 0 HBP: 1	WP: 1 PB: 0 SB: 4 CS: 0	PA: 44
<b>PITCHER</b>	IP WLS BF H R ER SO BB IBB HBP BLK WP HR S P ERA WHIP																			
36 Edinson Volquez, R ERA: 6.35	2.2 L 20 7 7 6 3 4 0 0 0 0 1 1 43 76 20.25 4.125																			
63 Sam LeCure, R ERA: 3.18	3.1 1.0 12 1 1 1 4 1 0 0 0 0 0 1 34 56 2.70 0.600																			
62 Jordan Smith, R ERA: 7.2	7.1 1.0 8 4 4 4 1 1 0 0 0 0 0 17 24 36.00 5.000																			
48 Francisco Cordero, R ERA: 1.77	8.1 1.0 4 1 0 0 0 0 0 0 0 0 0 7 14 0.00 1.000																			













Batter	1	2	3	4	5	6	7	8	9	AB	R	H	RBI	BB	SO	LOB	TOP					
2 Jacoby Ellsbury, L (1, 8) OBP: 0.358, SLG: 0.435										4	1	3	1	2	0	1	<b>Boston Red Sox @ Cleveland Indians</b> Progressive Field, Cleveland, OH Wed May 25 2011, 12:06 PM - 3:08 PM EDT Att: 26,408 - Partly Cloudy - 76 F					
15 Dustin Pedroia, R (1, 4) OBP: 0.361, SLG: 0.330										6	1	2	3	0	1	6						
28 Adrián González, L (1, 3) OBP: 0.389, SLG: 0.562										6	1	2	1	0	1	4						
34 David Ortiz, L (1, 10) OBP: 0.372, SLG: 0.545										6	1	2	1	0	0	2						
12 Jed Lowrie, S (1, 6) OBP: 0.343, SLG: 0.447										5	2	0	0	1	0	2						
13 Carl Crawford, L (1, 7) OBP: 0.284, SLG: 0.335										4	3	4	2	0	0	0						
54 Darnell McDonald, R (6, 7) OBP: 0.217, SLG: 0.286										1	0	0	0	0	0	0						
39 Jarrod Saltalamacchia, R (1, 2) OBP: 0.296, SLG: 0.420										4	2	2	3	1	0	0						
23 Mike Cameron, R (1, 9) OBP: 0.233, SLG: 0.302										4	1	2	1	0	1	2						
44 Drew Sutton, S (1, 5) OBP: 0.333, SLG: 0.556										5	2	3	1	0	0	2						
<b>Inning Stats</b>	R: 7 H: 9 E: 1 K: 0 S: 19	H: 9 LOB: 2 BB: 0 P: 34	R: 0 H: 1 E: 1 K: 1 S: 9	H: 1 LOB: 2 BB: 1 P: 18	R: 1 H: 2 E: 0 K: 0 S: 11	H: 2 LOB: 1 BB: 1 P: 22	R: 1 H: 1 E: 0 K: 0 S: 12	H: 1 LOB: 0 BB: 0 P: 17	R: 0 H: 1 E: 0 K: 1 S: 10	H: 1 LOB: 1 BB: 1 P: 12	R: 5 H: 5 E: 0 K: 1 S: 28	H: 5 LOB: 1 BB: 1 P: 40	R: 0 H: 0 E: 0 K: 0 S: 4	H: 0 LOB: 0 BB: 0 P: 7	R: 0 H: 1 E: 0 K: 0 S: 14	H: 2 LOB: 2 BB: 1 P: 19	R: 0 H: 0 E: 0 K: 0 S: 4	H: 0 LOB: 0 BB: 0 P: 6	1B: 10 2B: 6 HR: 4	SF: 1 SAC: 0 HBP: 0	WP: 0 PB: 0 SB: 1 CS: 0	PA: 50
<b>PITCHER</b>	IP WLS BF H R ER SO BB IBB HBP BLK WP HR S P ERA WHIP	IP WLS BF H R ER SO BB IBB HBP BLK WP HR S P ERA WHIP	IP WLS BF H R ER SO BB IBB HBP BLK WP HR S P ERA WHIP	IP WLS BF H R ER SO BB IBB HBP BLK WP HR S P ERA WHIP	IP WLS BF H R ER SO BB IBB HBP BLK WP HR S P ERA WHIP	IP WLS BF H R ER SO BB IBB HBP BLK WP HR S P ERA WHIP	IP WLS BF H R ER SO BB IBB HBP BLK WP HR S P ERA WHIP	IP WLS BF H R ER SO BB IBB HBP BLK WP HR S P ERA WHIP	IP WLS BF H R ER SO BB IBB HBP BLK WP HR S P ERA WHIP	51 Mitch Talbot, R (1, 1) ERA: 5.87	3.0 L 22 12 8 8 1 2 0 0 0 0 1 39 74 24.00 4.667	52 Vinnie Pestano, R (9, 1) ERA: 1.47	1.0 3 3 0 0 0 0 0 0 0 0 0 0 4 6 0.00 0.000	56 Frank Herrmann, R (4, 1) ERA: 11.42	2.1 14 6 6 6 1 1 0 0 0 0 0 0 3 40 56 23.14 3.000	37 Chad Durbin, R (6, 1) ERA: 4.66	0.2 3 1 0 0 1 0 0 0 0 0 0 0 10 13 0.00 1.500	49 Tony Sipp, L (7, 1) ERA: 1.27	1.0 3 0 0 0 0 0 0 0 0 0 0 0 4 7 0.00 0.000	38 Joe Smith, R (8, 1) ERA: 2.03	1.0 5 1 0 0 0 1 0 0 0 0 0 0 14 19 0.00 2.000	
Batter	1	2	3	4	5	6	7	8	9	AB	R	H	RBI	BB	SO	LOB	BOTTOM					
23 Michael Brantley, L (1, 8) OBP: 0.353, SLG: 0.405										2	0	0	0	0	2	0	<b>Boston Red Sox @ Cleveland Indians</b> Progressive Field, Cleveland, OH Wed May 25 2011, 12:06 PM - 3:08 PM EDT Att: 26,408 - Partly Cloudy - 76 F					
12 Ezequiel Carrera, L (6, PH) OBP: 0.250, SLG: 0.250										2	0	0	0	0	2	1						
13 Adriánal Cabrera, S (1, 6) OBP: 0.363, SLG: 0.382										3	0	1	0	0	0	0						
20 Orlando Cabrera, R (7, 4) OBP: 0.288, SLG: 0.339										1	0	0	0	0	0	1						
17 Shin-Soo Choo, L (1, 9) OBP: 0.328, SLG: 0.382										2	0	1	0	1	1	0						
28 Travis Buck, L (6, PR) OBP: 0.288, SLG: 0.439										1	1	1	0	0	0	0						
47 Shelley Duncan, R (1, 10) OBP: 0.266, SLG: 0.367										4	0	2	2	0	0	2						
7 Matt LaPorta, R (1, 3) OBP: 0.333, SLG: 0.453										4	0	0	0	0	1	3						
26 Austin Kearns, R (1, 7) OBP: 0.307, SLG: 0.292										3	0	0	0	0	1	0						
9 Jack Hannahan, L (1, 5) OBP: 0.321, SLG: 0.367										4	0	1	0	0	0	1						
6 Lou Marson, R (1, 2) OBP: 0.280, SLG: 0.333										4	0	0	0	0	3	1						
8 Adam Everett, R (1, 4) OBP: 0.361, SLG: 0.281										3	1	1	0	0	0	0						
<b>Inning Stats</b>	R: 0 H: 2 E: 0 K: 2 S: 16	H: 0 LOB: 0 BB: 0 P: 24	R: 0 H: 0 E: 0 K: 2 S: 8	H: 0 LOB: 0 BB: 0 P: 11	R: 0 H: 0 E: 0 K: 1 S: 9	H: 0 LOB: 0 BB: 0 P: 14	R: 0 H: 0 E: 0 K: 1 S: 7	H: 0 LOB: 0 BB: 0 P: 9	R: 0 H: 1 E: 0 K: 1 S: 15	H: 1 LOB: 2 BB: 1 P: 28	R: 0 H: 1 E: 0 K: 1 S: 10	H: 1 LOB: 1 BB: 0 P: 14	R: 2 H: 3 E: 0 K: 1 S: 17	H: 3 LOB: 1 BB: 0 P: 24	R: 0 H: 0 E: 0 K: 1 S: 7	H: 0 LOB: 0 BB: 0 P: 10	1B: 4 2B: 3 HR: 0	SF: 0 SAC: 0 HBP: 1	WP: 0 PB: 0 SB: 0 CS: 0	PA: 35		
<b>PITCHER</b>	IP WLS BF H R ER SO BB IBB HBP BLK WP HR S P ERA WHIP	IP WLS BF H R ER SO BB IBB HBP BLK WP HR S P ERA WHIP	IP WLS BF H R ER SO BB IBB HBP BLK WP HR S P ERA WHIP	IP WLS BF H R ER SO BB IBB HBP BLK WP HR S P ERA WHIP	IP WLS BF H R ER SO BB IBB HBP BLK WP HR S P ERA WHIP	IP WLS BF H R ER SO BB IBB HBP BLK WP HR S P ERA WHIP	IP WLS BF H R ER SO BB IBB HBP BLK WP HR S P ERA WHIP	IP WLS BF H R ER SO BB IBB HBP BLK WP HR S P ERA WHIP	IP WLS BF H R ER SO BB IBB HBP BLK WP HR S P ERA WHIP	31 Jon Lester, L (1, 1) ERA: 3.38	6.0 W 22 3 0 0 0 1 0 0 0 0 0 63 97 0.00 0.667	35 Dan Wheeler, R (7, 1) ERA: 9.24	1.0 4 1 0 0 1 0 0 0 0 0 0 0 10 14 0.00 1.000	46 Franklin Morales, L (8, 1) ERA: 4.24	1.0 6 3 2 2 1 0 0 0 0 0 0 0 17 24 18.00 3.000	48 Scott Atchison, R (9, 1) ERA: 3.86	1.0 3 0 0 0 1 0 0 0 0 0 0 0 7 10 0.00 0.000					



Batter	1	2	3	4	5	6	7	8	9	AB	R	H	RBI	BB	SO	LOB	TOP										
23 Michael Brantley, L OBP: 0.346, SLG: 0.595	G5-3		L7			F7		F7		4	0	0	0	0	0	0	<b>Cleveland Indians @ Tampa Bay Rays</b> Tropicana Field, St. Petersburg, FL Fri May 27 2011, 7:12 PM - 9:44 PM EDT Att: 16,800 - Dome - 72 F  <b>AB 31</b> <b>R 0</b> <b>H 4</b> <b>RBI 0</b> <b>BB 2</b> <b>SO 13</b> <b>LOB 11</b>  										
20 Orlando Cabrera, R OBP: 0.293, SLG: 0.339	BB		F9			13 1B		F7		3	0	1	0	1	0	0											
13 Asdrubal Cabrera, S OBP: 0.361, SLG: 0.533	K							F9		4	0	1	0	0	2	1											
47 Shelley Duncan, R OBP: 0.265, SLG: 0.375	G4-3									4	0	1	0	0	1	3											
7 Matt LaPorta, R OBP: 0.325, SLG: 0.440										4	0	0	0	0	4	3											
24 Grady Sizemore, L OBP: 0.318, SLG: 0.610										4	0	0	0	0	2	1											
41 Carlos Santana, S OBP: 0.346, SLG: 0.373										2	0	1	0	1	0	0											
26 Austin Kearns, R OBP: 0.295, SLG: 0.279										3	0	0	0	0	2	2											
9 Jack Hannahan, L OBP: 0.314, SLG: 0.359										3	0	0	0	0	2	1											
<b>Inning Stats</b>	R: 0 H: 0 E: 0 K: 1 S: 11	H: 0 LOB: 1 BB: 1 P: 19	R: 0 H: 1 E: 0 K: 3 S: 14	H: 1 LOB: 0 BB: 20 P: 20	R: 0 H: 0 E: 0 K: 1 S: 8	H: 0 LOB: 0 BB: 0 P: 9	R: 0 H: 1 E: 0 K: 3 S: 15	H: 1 LOB: 1 BB: 0 P: 20	R: 0 H: 0 E: 0 K: 0 S: 7	H: 0 LOB: 0 BB: 0 P: 11	R: 0 H: 2 E: 0 K: 2 S: 13	H: 2 LOB: 2 BB: 1 P: 15	R: 0 H: 0 E: 0 K: 0 S: 5	H: 0 LOB: 0 BB: 0 P: 8	R: 0 H: 0 E: 0 K: 1 S: 11	H: 0 LOB: 0 BB: 0 P: 16	1B: 2 2B: 2 3B: 0 HR: 0	SF: 0 SAC: 0 DP: 0 HBP: 0	WP: 0 PB: 0 SB: 0 CS: 0	PA: 33							
<b>PITCHER</b>	IP	WLS	BF	H	R	ER	SO	BB	IBB	HBP	BLK	WP	HR	S	P	ERA	WHIP										
14 David Price, L ERA: 3.54	(1, 1)	7.0	W	27	4	0	0	12	2	0	0	0	0	76	110	0.00	0.857										
62 Joel Peralta, R ERA: 3.51	(8, 1)	1.0		3	0	0	0	0	0	0	0	0	0	5	8	0.00	0.000										
36 Adam Russell, R ERA: 3.38	(9, 1)	1.0		3	0	0	0	1	0	0	0	0	0	11	16	0.00	0.000										

Batter	1	2	3	4	5	6	7	8	9	AB	R	H	RBI	BB	SO	LOB	BOTTOM										
28 John Jaso, L OBP: 0.287, SLG: 0.354	22 FC3-6 1B		L7			F9				4	0	2	0	0	0	1	<b>Cleveland Indians @ Tampa Bay Rays</b> Tropicana Field, St. Petersburg, FL Fri May 27 2011, 7:12 PM - 9:44 PM EDT Att: 16,800 - Dome - 72 F  <b>AB 35</b> <b>R 5</b> <b>H 12</b> <b>RBI 5</b> <b>BB 1</b> <b>SO 6</b> <b>LOB 17</b>  										
18 Ben Zobrist, S OBP: 0.337, SLG: 0.489	L7		K2-3			P6		20 1B		4	1	1	0	0	1	2											
22 Johnny Damon, L OBP: 0.314, SLG: 0.432	FC3-6					20 1B		20 1B		3	0	1	0	1	0	1											
3 Evan Longoria, R OBP: 0.317, SLG: 0.372	F9					F9				4	0	0	0	0	1	4											
20 Matt Joyce, L OBP: 0.439, SLG: 0.649						P4				4	1	3	1	0	0	0											
2 B.J. Upton, R OBP: 0.330, SLG: 0.432										4	0	0	0	0	4	5											
11 Casey Kotchman, L OBP: 0.413, SLG: 0.469										4	1	2	2	0	0	2											
1 Sean Rodriguez, R OBP: 0.324, SLG: 0.436										4	1	1	0	0	0	1											
5 Sam Fuld, L OBP: 0.277, SLG: 0.360										4	1	2	2	0	0	1											
<b>Inning Stats</b>	R: 0 H: 1 E: 0 K: 0 S: 13	H: 1 LOB: 1 BB: 0 P: 17	R: 4 H: 5 E: 0 K: 2 S: 21	H: 5 LOB: 0 BB: 0 P: 33	R: 0 H: 2 E: 0 K: 1 S: 15	H: 2 LOB: 2 BB: 0 P: 24	R: 0 H: 1 E: 0 K: 0 S: 7	H: 1 LOB: 1 BB: 0 P: 10	R: 0 H: 0 E: 0 K: 0 S: 6	H: 0 LOB: 0 BB: 0 P: 10	R: 0 H: 1 E: 0 K: 1 S: 11	H: 1 LOB: 1 BB: 0 P: 15	R: 1 H: 2 E: 1 K: 2 S: 14	H: 2 LOB: 2 BB: 1 P: 21	R: 0 H: 0 E: 0 K: 0 S: 8	H: 0 LOB: 0 BB: 0 P: 14	1B: 8 2B: 2 3B: 0 HR: 2	SF: 0 SAC: 0 DP: 0 HBP: 0	WP: 0 PB: 0 SB: 0 CS: 0	PA: 36							
<b>PITCHER</b>	IP	WLS	BF	H	R	ER	SO	BB	IBB	HBP	BLK	WP	HR	S	P	ERA	WHIP										
43 Josh Tomlin, R ERA: 2.74	(1, 1)	6.0	L	27	10	4	4	4	0	0	0	0	0	73	109	6.00	1.667										
37 Chad Durbin, R ERA: 4.67	(7, 1)	1.0		6	2	1	1	2	1	0	0	0	0	14	21	9.00	3.000										
38 Joe Smith, R ERA: 1.88	(8, 1)	1.0		3	0	0	0	0	0	0	0	0	0	8	14	0.00	0.000										



Batter	1	2	3	4	5	6	7	8	9	AB	R	H	RBI	BB	SO	LOB	TOP					
23 Michael Brantley, L OBP: 0.347, SLG: 0.595										5	2	2	0	0	1	0						
13 Adrúbal Cabrera, S OBP: 0.362, SLG: 0.537										4	1	1	1	1	2	1						
17 Shin-Soo Choo, L OBP: 0.332, SLG: 0.381										3	2	1	0	0	2	1						
28 Travis Buck, L OBP: 0.306, SLG: 0.441										2	0	1	0	1	0	0						
47 Shelley Duncan, R OBP: 0.273, SLG: 0.385										3	0	1	1	0	0	4						
26 Austin Kearns, R OBP: 0.295, SLG: 0.279										4	0	0	0	0	1	3						
41 Carlos Santana, S OBP: 0.344, SLG: 0.373										4	0	1	2	0	2	0						
24 Grady Sizemore, L OBP: 0.304, SLG: 0.581										4	0	0	0	0	1	3						
20 Orlando Cabrera, R OBP: 0.292, SLG: 0.337										3	1	2	1	1	0	1						
7 Matt LaPorta, R OBP: 0.335, SLG: 0.465										4	0	0	0	0	2	2						
9 Jack Hannahan, L OBP: 0.307, SLG: 0.349										4	0	0	0	0	2	2						
<b>Inning Stats</b>	R: 2 E: 0 K: 0 S: 11	H: 4 LOB: 0 BB: 0 P: 13	R: 1 E: 0 K: 2 S: 12	H: 1 LOB: 0 BB: 0 P: 19	R: 0 E: 0 K: 2 S: 13	H: 0 LOB: 2 BB: 2 P: 23	R: 0 E: 0 K: 2 S: 10	H: 1 LOB: 1 BB: 0 P: 14	R: 0 E: 0 K: 2 S: 9	H: 0 LOB: 0 BB: 0 P: 13	R: 0 E: 0 K: 0 S: 6	H: 1 LOB: 0 BB: 0 P: 11	R: 0 E: 0 K: 0 S: 6	H: 0 LOB: 1 BB: 1 P: 11	R: 4 E: 1 K: 0 S: 21	H: 3 LOB: 1 BB: 0 P: 32	R: 0 E: 0 K: 2 S: 9	H: 0 LOB: 0 BB: 0 P: 10	1B: 8 2B: 2 3B: 1 HR: 1	SF: 1 SAC: 0 DP: 3 HBP: 1	WP: 0 PB: 0 SB: 0 CS: 0	PA: 38
<b>PITCHER</b>	IP WLS BF H R ER SO BB IBB HBP BLK WP HR S P ERA WHIP	IP WLS BF H R ER SO BB IBB HBP BLK WP HR S P ERA WHIP	IP WLS BF H R ER SO BB IBB HBP BLK WP HR S P ERA WHIP	IP WLS BF H R ER SO BB IBB HBP BLK WP HR S P ERA WHIP	IP WLS BF H R ER SO BB IBB HBP BLK WP HR S P ERA WHIP	IP WLS BF H R ER SO BB IBB HBP BLK WP HR S P ERA WHIP	IP WLS BF H R ER SO BB IBB HBP BLK WP HR S P ERA WHIP	IP WLS BF H R ER SO BB IBB HBP BLK WP HR S P ERA WHIP	IP WLS BF H R ER SO BB IBB HBP BLK WP HR S P ERA WHIP	IP WLS BF H R ER SO BB IBB HBP BLK WP HR S P ERA WHIP	IP WLS BF H R ER SO BB IBB HBP BLK WP HR S P ERA WHIP	IP WLS BF H R ER SO BB IBB HBP BLK WP HR S P ERA WHIP	IP WLS BF H R ER SO BB IBB HBP BLK WP HR S P ERA WHIP	IP WLS BF H R ER SO BB IBB HBP BLK WP HR S P ERA WHIP	IP WLS BF H R ER SO BB IBB HBP BLK WP HR S P ERA WHIP	IP WLS BF H R ER SO BB IBB HBP BLK WP HR S P ERA WHIP						

Cleveland Indians @ Tampa Bay Rays  
Tropicana Field, St. Petersburg, FL  
Sat May 28 2011, 4:11 PM - 7:17 PM EDT  
Att: 24,717 - Dome - 72 F

AB	33
R	7
H	10
RBI	7
BB	3
SO	10
LOB	12



Batter	1	2	3	4	5	6	7	8	9	AB	R	H	RBI	BB	SO	LOB	BOTTOM					
3 Evan Longoria, R OBP: 0.330, SLG: 0.411										4	1	2	1	1	1	1						
22 Johnny Damon, L OBP: 0.312, SLG: 0.431										5	0	1	0	0	1	4						
18 Ben Zobrist, S OBP: 0.335, SLG: 0.484										4	0	1	0	0	1	2						
20 Matt Joyce, L OBP: 0.434, SLG: 0.639										4	1	1	0	0	0	2						
2 B.J. Upton, R OBP: 0.323, SLG: 0.422										4	0	0	0	0	2	1						
11 Casey Kotchman, L OBP: 0.415, SLG: 0.479										4	1	2	0	0	0	0						
1 Sean Rodriguez, R OBP: 0.330, SLG: 0.439										4	0	2	1	0	1	0						
5 Sam Fuld, L OBP: 0.277, SLG: 0.354										3	0	0	0	1	0	4						
10 Kelly Shoppach, R OBP: 0.241, SLG: 0.243										2	0	0	0	0	0	2						
28 John Jaso, L OBP: 0.282, SLG: 0.347										2	0	0	0	0	1	3						
<b>Inning Stats</b>	R: 0 E: 0 K: 0 S: 7	H: 1 LOB: 1 BB: 0 P: 10	R: 0 E: 0 K: 1 S: 8	H: 0 LOB: 0 BB: 0 P: 11	R: 1 E: 0 K: 0 S: 9	H: 2 LOB: 1 BB: 0 P: 16	R: 1 E: 0 K: 1 S: 19	H: 3 LOB: 2 BB: 0 P: 29	R: 0 E: 0 K: 1 S: 12	H: 0 LOB: 1 BB: 0 P: 15	R: 0 E: 0 K: 1 S: 7	H: 0 LOB: 0 BB: 0 P: 13	R: 0 E: 0 K: 2 S: 11	H: 0 LOB: 1 BB: 1 P: 20	R: 0 E: 0 K: 1 S: 6	H: 0 LOB: 0 BB: 0 P: 12	R: 1 E: 1 K: 0 S: 17	H: 2 LOB: 2 BB: 1 P: 32	1B: 6 2B: 2 3B: 0 HR: 1	SF: 0 SAC: 0 DP: 0 HBP: 0	WP: 0 PB: 0 SB: 0 CS: 0	PA: 38
<b>PITCHER</b>	IP WLS BF H R ER SO BB IBB HBP BLK WP HR S P ERA WHIP	IP WLS BF H R ER SO BB IBB HBP BLK WP HR S P ERA WHIP	IP WLS BF H R ER SO BB IBB HBP BLK WP HR S P ERA WHIP	IP WLS BF H R ER SO BB IBB HBP BLK WP HR S P ERA WHIP	IP WLS BF H R ER SO BB IBB HBP BLK WP HR S P ERA WHIP	IP WLS BF H R ER SO BB IBB HBP BLK WP HR S P ERA WHIP	IP WLS BF H R ER SO BB IBB HBP BLK WP HR S P ERA WHIP	IP WLS BF H R ER SO BB IBB HBP BLK WP HR S P ERA WHIP	IP WLS BF H R ER SO BB IBB HBP BLK WP HR S P ERA WHIP	IP WLS BF H R ER SO BB IBB HBP BLK WP HR S P ERA WHIP	IP WLS BF H R ER SO BB IBB HBP BLK WP HR S P ERA WHIP	IP WLS BF H R ER SO BB IBB HBP BLK WP HR S P ERA WHIP	IP WLS BF H R ER SO BB IBB HBP BLK WP HR S P ERA WHIP	IP WLS BF H R ER SO BB IBB HBP BLK WP HR S P ERA WHIP	IP WLS BF H R ER SO BB IBB HBP BLK WP HR S P ERA WHIP	IP WLS BF H R ER SO BB IBB HBP BLK WP HR S P ERA WHIP						

Cleveland Indians @ Tampa Bay Rays  
Tropicana Field, St. Petersburg, FL  
Sat May 28 2011, 4:11 PM - 7:17 PM EDT  
Att: 24,717 - Dome - 72 F

AB	36
R	3
H	9
RBI	2
BB	2
SO	7
LOB	19





Batter	1	2	3	4	5	6	7	8	9	AB	R	H	RBI	BB	SO	LOB	TOP				
23 Michael Brantley, L (1, 8) OBP: 0.340, SLG: 0.587	G4-3		G4-3		F8			G3		4	0	0	0	0	0	1	<b>Cleveland Indians @ Tampa Bay Rays</b> Tropicana Field, St. Petersburg, FL Sun May 29 2011, 1:43 PM - 4:12 PM EDT Att: 23,898 - Dome - 72 F				
13 Asdrúbal Cabrera, S (1, 6) OBP: 0.360, SLG: 0.532	1B			F7		F8		L6		4	0	1	0	0	0	0					
17 Shin-Soo Choo, L (1, 9) OBP: 0.335, SLG: 0.380	1B			G3-1		P5		1B		3	0	1	0	1	0	0					
28 Travis Buck, L (1, 7) OBP: 0.303, SLG: 0.444	G4-6-3			2B		K		F7		4	0	1	0	0	1	3					
41 Carlos Santana, S (1, 3) OBP: 0.347, SLG: 0.372				BB		F8		1B		3	0	1	0	1	1	0					
24 Grady Sizemore, L (1, 10) OBP: 0.292, SLG: 0.556	K			K		K		K		4	0	0	0	0	4	4					
20 Orlando Cabrera, R (1, 4) OBP: 0.287, SLG: 0.331				F7		K		K		3	0	0	0	0	1	0					
6 Lou Marson, R (1, 2) OBP: 0.264, SLG: 0.313				F8		P4		F9		3	0	0	0	0	0	0					
8 Adam Everett, R (1, 5) OBP: 0.359, SLG: 0.286				F7		1B		F9		3	0	1	0	0	0	0					
<b>Inning Stats</b>	R: 0 E: 0 K: 0 S: 7	H: 1 LOB: 1 BB: 1 P: 14	R: 0 E: 0 K: 2 S: 7	H: 0 LOB: 0 BB: 0 P: 12	R: 0 E: 0 K: 0 S: 6	H: 0 LOB: 0 BB: 0 P: 9	R: 0 E: 0 K: 1 S: 12	H: 1 LOB: 2 BB: 1 P: 22	R: 0 E: 0 K: 1 S: 6	H: 0 LOB: 0 BB: 0 P: 10	R: 0 E: 0 K: 2 S: 8	H: 0 LOB: 0 BB: 0 P: 12	R: 0 E: 0 K: 0 S: 11	H: 0 LOB: 0 BB: 0 P: 14	R: 0 E: 0 K: 1 S: 10	H: 2 LOB: 2 BB: 0 P: 10	1B: 4 2B: 1 3B: 0 HR: 0	SF: 0 SAC: 0 DP: 1 HBP: 0	WP: 0 PB: 0 SB: 0 CS: 0	PA: 33	
<b>PITCHER</b>	IP	WLS	BF	H	R	ER	SO	BB	IBB	HBP	BLK	WP	HR	S	P	ERA	WHIP				
58 Jeremy Hellickson, R (1, 1) ERA: 2.8	7.0	W	25	3	0	0	6	2	0	0	0	0	0	57	95	0.00	0.714				
36 Adam Russell, R (8, 1) ERA: 3.18	1.0		3	0	0	0	0	0	0	0	0	0	0	11	14	0.00	0.000				
27 César Ramos, L (9, 1) ERA: 4.11	1.0		5	2	0	0	1	0	0	0	0	0	0	10	10	0.00	2.000				

AB	31
R	0
H	5
RBI	0
BB	2
SO	7
LOB	8



Batter	1	2	3	4	5	6	7	8	9	AB	R	H	RBI	BB	SO	LOB	BOTTOM				
3 Evan Longoria, R (1, 5) OBP: 0.351, SLG: 0.430	1B		1B		2B			BB		3	2	2	0	2	0	0	<b>Cleveland Indians @ Tampa Bay Rays</b> Tropicana Field, St. Petersburg, FL Sun May 29 2011, 1:43 PM - 4:12 PM EDT Att: 23,898 - Dome - 72 F				
22 Johnny Damon, L (1, 10) OBP: 0.315, SLG: 0.432	P3		BB		2B			BB		4	1	2	1	0	0	1					
16 Justin Ruggiano, R (8, PH) (9, 10)	1B		1B		1B			G4-3		1	0	0	0	0	2						
18 Ben Zobrist, S (1, 4) OBP: 0.333, SLG: 0.479	G6-3		G3-1		G3-1			1B		4	0	1	1	0	0	2					
20 Matt Joyce, L (1, 9) OBP: 0.425, SLG: 0.623			G6-3		G4-3			F9		4	0	0	0	0	1	3					
11 Casey Kotchman, L (1, 3) OBP: 0.417, SLG: 0.479			F8		1B			P2		2	0	1	0	0	0	0					
1 Sean Rodriguez, R (5, 3) OBP: 0.333, SLG: 0.434					BB			BB		1	1	0	0	1	0	1					
2 B.J. Upton, R (1, 8) OBP: 0.332, SLG: 0.420	BB		BB		BB			F8		1	1	0	0	3	0	1					
5 Sam Fuld, L (1, 7) OBP: 0.276, SLG: 0.351	P3		G3		G3			G4-3		4	0	1	1	0	0	2					
28 John Jaso, L (1, 2) OBP: 0.289, SLG: 0.381			F9		HR			G3		4	1	2	2	0	0	2					
15 Reid Brignac, L (1, 6) OBP: 0.211, SLG: 0.183			BB		G4-3			K		4	1	1	0	0	1	1					
<b>Inning Stats</b>	R: 0 E: 0 K: 0 S: 6	H: 1 LOB: 0 BB: 0 P: 12	R: 0 E: 0 K: 0 S: 12	H: 0 LOB: 1 BB: 1 P: 16	R: 2 E: 0 K: 0 S: 8	H: 2 LOB: 1 BB: 1 P: 17	R: 2 E: 0 K: 0 S: 9	H: 2 LOB: 0 BB: 1 P: 18	R: 3 E: 1 K: 0 S: 19	H: 3 LOB: 2 BB: 2 P: 35	R: 0 E: 0 K: 0 S: 9	H: 0 LOB: 0 BB: 0 P: 15	R: 0 E: 0 K: 1 S: 10	H: 1 LOB: 1 BB: 0 P: 16	R: 0 E: 0 K: 1 S: 13	H: 1 LOB: 2 BB: 1 P: 24	1B: 8 2B: 1 3B: 0 HR: 1	SF: 0 SAC: 0 DP: 0 HBP: 0	WP: 0 PB: 1 SB: 1 CS: 1	PA: 38	
<b>PITCHER</b>	IP	WLS	BF	H	R	ER	SO	BB	IBB	HBP	BLK	WP	HR	S	P	ERA	WHIP				
63 Justin Masterson, R (1, 1) ERA: 3.07	5.0	L	26	8	7	6	0	5	0	0	0	0	0	54	98	10.80	2.600				
56 Frank Herrmann, R (6, 1) ERA: 8.49	3.0		12	2	0	0	2	1	0	0	0	0	0	32	55	0.00	1.000				

AB	32
R	7
H	10
RBI	5
BB	6
SO	2
LOB	15





Batter	1	2	3	4	5	6	7	8	9	AB	R	H	RBI	BB	SO	LOB	TOP			
23 Michael Brantley, L (1,8) OBP: 0.348, SLG: 0.588	1-1 G5-4-3 1B		4-1 G1-4-3 BB		2-0 G4-6-3 1B			4-0 BB		2	0	1	0	2	0	2	<b>Cleveland Indians @ Toronto Blue Jays</b> Rogers Centre, Toronto, ON Mon May 30 2011, 7:08 PM - 9:28 PM EDT Att: 12,902 - Cloudy - 66 F			
13 Asdrubal Cabrera, S (1,6) OBP: 0.356, SLG: 0.624 8 Adam Everett, R (8,PH) OBP: 0.333, SLG: 0.278	0-0 G5-4-3 1-2		0-2 G1-4-3 1-2		1-1 G6-3			1-2 F7		3	0	0	0	0	0	3				
17 Shin-Soo Choo, L (1,9) OBP: 0.333, SLG: 0.378	1-0 G4-3							0-0 G3		4	0	1	0	0	1	1				
47 Shelley Duncan, R (1,10) OBP: 0.288, SLG: 0.435		1-1 7 F9 20 1B						1-1 F9		4	1	2	1	0	0	2				
20 Orlando Cabrera, R (1,4) OBP: 0.286, SLG: 0.330		1-2 1B						0-1 F7		4	0	1	0	0	0	1				
41 Carlos Santana, S (1,2) OBP: 0.350, SLG: 0.371		2-2 F8						1-1 FC5-4		3	0	1	0	1	0	3				
7 Matt LaPorta, R (1,3) OBP: 0.327, SLG: 0.453		1-1 F9						1-1 P2		4	0	0	0	0	0	4				
26 Austin Kearns, R (1,7) OBP: 0.305, SLG: 0.282		1-3 K						1-3 K		3	0	1	0	1	2	2				
9 Jack Hannahan, L (1,5) OBP: 0.305, SLG: 0.347								1-2 F8		4	0	1	0	0	1	2				
<b>Inning Stats</b>	R: 0 E: 0 K: 0 S: 4	H: 1 LOB: 0 BB: 0 P: 6	R: 0 E: 0 K: 1 S: 13	H: 2 LOB: 2 BB: 0 P: 19	R: 0 E: 0 K: 0 S: 7	H: 0 LOB: 0 BB: 1 P: 13	R: 1 E: 0 K: 1 S: 8	H: 1 LOB: 1 BB: 1 P: 16	R: 0 E: 0 K: 0 S: 8	H: 1 LOB: 1 BB: 0 P: 9	R: 0 E: 0 K: 1 S: 7	H: 0 LOB: 0 BB: 1 P: 10	R: 0 E: 0 K: 0 S: 7	H: 0 LOB: 1 BB: 0 P: 14	R: 0 E: 0 K: 1 S: 13	H: 2 LOB: 2 BB: 0 P: 18	1B: 7 2B: 5 3B: 0 HR: 1	SF: 0 SAC: 0 DP: 3 HBP: 0	WP: 0 PB: 0 SB: 0 CS: 0	PA: 36
<b>PITCHER</b> 37 Jo-Jo Reyes, L (1,1) ERA: 4.15	IP: 9.0 WLS: W BF: 36 H: 8 R: 1 ER: 1 SO: 4	BB: 4 IBB: 0 HBP: 0 BLK: 0	WP: 0 HR: 1 S: 75 P: 121	ERA: 1.00 WHIP: 1.333	<b>PITCHER</b> IP: WLS: BF: H: R: ER: SO: BB: IBB: HBP: BLK: WP: HR: S: P: ERA: WHIP															

Batter	1	2	3	4	5	6	7	8	9	AB	R	H	RBI	BB	SO	LOB	BOTTOM			
5 Yunel Escobar, R (1,6) OBP: 0.368, SLG: 0.429	1-2 F8		0-0 16 G4-6-3 1B		4-2 19 2B E			2-2 19 FC4-6 1B		4	1	2	1	1	0	1	<b>Cleveland Indians @ Toronto Blue Jays</b> Rogers Centre, Toronto, ON Mon May 30 2011, 7:08 PM - 9:28 PM EDT Att: 12,902 - Cloudy - 66 F			
16 Corey Patterson, L (1,7) OBP: 0.325, SLG: 0.467	0-2 L4		1-1 G4-6-3 1-2		0-0 E4 19 2B			0-1 SF7		4	1	0	2	0	0	2				
19 José Bautista, R (1,9) OBP: 0.502, SLG: 0.791 18 Mike McCoy, R (8,PH) OBP: 0.260, SLG: 0.298	2-1 1B		4-1 20 FC6-4 BB		3-2 20 G5-3 9 2B			0-1 FC4-6		3	1	2	2	1	0	1				
20 Juan Rivera, R (1,3) OBP: 0.318, SLG: 0.362	1-3 K		2-2 FC6-4		0-0 G5-3			2-1 F8		5	0	0	0	0	1	3				
9 J.P. Arencibia, R (1,2) OBP: 0.321, SLG: 0.503		0-3 K						1-2 F9		4	1	2	1	0	1	0				
2 Aaron Hill, R (1,4) OBP: 0.276, SLG: 0.329		2-1 G5-3						1-2 G5-3		3	1	0	0	0	0	1				
46 Eric Thames, L (1,10) OBP: 0.342, SLG: 0.324		0-0 G3						1-1 L7		4	2	2	0	0	0	0				
11 Rajai Davis, R (1,8) OBP: 0.315, SLG: 0.369								1-2 F9		4	3	3	2	0	0	0				
2B Jayson Nix, R (1,5) OBP: 0.294, SLG: 0.373								1-0 2B		4	1	2	2	0	1	4				
<b>Inning Stats</b>	R: 0 E: 0 K: 1 S: 12	H: 1 LOB: 1 BB: 0 P: 16	R: 0 E: 0 K: 1 S: 7	H: 0 LOB: 0 BB: 0 P: 9	R: 2 E: 0 K: 0 S: 12	H: 3 LOB: 1 BB: 1 P: 21	R: 7 E: 1 K: 1 S: 20	H: 5 LOB: 1 BB: 1 P: 35	R: 2 E: 0 K: 0 S: 13	H: 3 LOB: 1 BB: 0 P: 15	R: 0 E: 0 K: 0 S: 9	H: 0 LOB: 0 BB: 0 P: 12	R: 0 E: 0 K: 0 S: 5	H: 1 LOB: 1 BB: 0 P: 9	R: 0 E: 0 K: 0 S: 6	H: 0 LOB: 0 BB: 0 P: 11	1B: 7 2B: 5 3B: 0 HR: 1	SF: 1 SAC: 0 DP: 1 HBP: 1	WP: 0 PB: 0 SB: 0 CS: 0	PA: 40
<b>PITCHER</b> 55 Roberto Hernandez, R (1,1) ERA: 5.31 37 Chad Durbin, R (5,1) ERA: 5.24 53 Rafael Perez, L (7,1) ERA: 0.92	IP: 4.0 WLS: L BF: 24 H: 9 R: 9 ER: 7 SO: 3	BB: 2 IBB: 0 HBP: 0 BLK: 0	WP: 0 HR: 1 S: 51 P: 81	ERA: 15.75 WHIP: 2.750	<b>PITCHER</b> IP: WLS: BF: H: R: ER: SO: BB: IBB: HBP: BLK: WP: HR: S: P: ERA: WHIP															





Batter	1	2	3	4	5	6	7	8	9	AB R H RBI BB SO LOB	TOP									
23 Michael Brantley, L (1, 10) OBP: 0.354, SLG: 0.410										5 1 3 0 0 1 2	<b>Cleveland Indians @ Toronto Blue Jays</b> Rogers Centre, Toronto, ON Tue May 31 2011, 7:10 PM - 10:11 PM EDT Att. 14,556 - Clear - 73 F									
13 Asdrúbal Cabrera, S (1, 6) OBP: 0.352, SLG: 0.519										5 1 1 1 0 2 3										
17 Shin-Soo Choo, L (1, 9) OBP: 0.330, SLG: 0.373										5 0 1 0 0 2 3										
28 Travis Buck, L (1, 7) OBP: 0.296, SLG: 0.418										4 1 0 0 1 1 4										
41 Carlos Santana, S (1, 2) OBP: 0.358, SLG: 0.395										3 2 3 2 0 0 0										
24 Grady Sizemore, L (1, 8) OBP: 0.300, SLG: 0.574										4 1 2 2 0 1 2										
20 Orlando Cabrera, R (1, 4) OBP: 0.286, SLG: 0.328										4 0 1 1 0 1 1										
7 Matt LaPorta, R (1, 3) OBP: 0.320, SLG: 0.441										4 0 0 0 0 2 2										
9 Jack Hannahan, L (1, 5) OBP: 0.310, SLG: 0.353										3 0 1 0 1 2 1										
<b>Inning Stats</b>	R: 0 E: 0 K: 2 S: 12	H: 1 LOB: 1 BB: 0 P: 16	R: 1 E: 0 K: 3 S: 14	H: 2 LOB: 1 BB: 0 P: 16	R: 2 E: 0 K: 2 S: 14	H: 3 LOB: 1 BB: 0 P: 23	R: 0 E: 0 K: 2 S: 10	H: 0 LOB: 1 BB: 1 P: 19	R: 3 E: 0 K: 0 S: 12	H: 3 LOB: 1 BB: 1 P: 21	R: 0 E: 0 K: 1 S: 11	H: 1 LOB: 1 BB: 0 P: 14	R: 0 E: 0 K: 1 S: 10	H: 0 LOB: 0 BB: 0 P: 16	R: 0 E: 0 K: 1 S: 11	H: 1 LOB: 1 BB: 0 P: 13	1B: 5 2B: 6 3B: 1 HR: 0	SF: 1 SAC: 0 DP: 1 HBP: 0	WP: 1 PB: 0 SB: 1 CS: 0	PA: 40
<b>PITCHER</b>	IP WLS BF H R ER SO BB IBB HBP BLK WP HR S P ERA WHIP											IP WLS BF H R ER SO BB IBB HBP BLK WP HR S P ERA WHIP								
23 Brandon Morrow, R (1, 1) ERA: 5.11	5.0 L 26 9 6 6 9 2 0 0 0 0 1 0 62 95 10.80 2.200																			
47 Luis Perez, L (6, 1) ERA: 3.35	2.0 7 2 0 0 1 0 0 0 0 0 0 0 16 21 0.00 1.000																			
29 Octavio Dotel, R (8, 1) ERA: 5.02	1.0 3 0 0 0 1 0 0 0 0 0 0 0 16 0.00 0.000																			
50 Frank Francisco, R (9, 1) ERA: 6.14	1.0 4 1 0 0 1 0 0 0 0 0 0 0 11 13 0.00 1.000																			

Batter	1	2	3	4	5	6	7	8	9	AB R H RBI BB SO LOB	BOTTOM											
5 Yunel Escobar, R (1, 6) OBP: 0.382, SLG: 0.450										2 1 2 1 3 0 0	<b>Cleveland Indians @ Toronto Blue Jays</b> Rogers Centre, Toronto, ON Tue May 31 2011, 7:10 PM - 10:11 PM EDT Att. 14,556 - Clear - 73 F											
16 Corey Patterson, L (1, 7) OBP: 0.323, SLG: 0.462										4 1 1 0 0 1 3												
10 Edwin Encarnación, R (9, PH) OBP: 0.270, SLG: 0.349										5 1 3 0 0 1 3												
19 José Bautista, R (1, 9) OBP: 0.505, SLG: 0.786										5 0 1 1 0 0 5												
20 Juan Rivera, R (1, 3) OBP: 0.315, SLG: 0.357										4 0 1 0 0 1 1												
9 J.P. Arencibia, R (1, 2) OBP: 0.319, SLG: 0.497										4 0 1 0 0 1 1												
2 Aaron Hill, R (1, 4) OBP: 0.283, SLG: 0.333										4 0 2 0 0 1 0												
46 Eric Thames, L (1, 10) OBP: 0.333, SLG: 0.297										3 0 0 0 0 1 3												
11 Rajai Davis, R (1, 8) OBP: 0.307, SLG: 0.359										4 0 0 0 0 1 4												
2B Jayson Nix, R (1, 5) OBP: 0.281, SLG: 0.354										4 0 0 0 0 2 0												
<b>Inning Stats</b>	R: 0 E: 0 K: 0 S: 9	H: 1 LOB: 1 BB: 1 P: 17	R: 0 E: 0 K: 0 S: 4	H: 0 LOB: 0 BB: 0 P: 9	R: 0 E: 0 K: 1 S: 9	H: 1 LOB: 0 BB: 0 P: 17	R: 0 E: 0 K: 0 S: 8	H: 2 LOB: 2 BB: 0 P: 13	R: 0 E: 0 K: 2 S: 14	H: 1 LOB: 2 BB: 1 P: 20	R: 0 E: 0 K: 0 S: 7	H: 1 LOB: 1 BB: 0 P: 9	R: 2 E: 1 K: 1 S: 15	H: 2 LOB: 1 BB: 1 P: 24	R: 0 E: 0 K: 3 S: 9	H: 0 LOB: 0 BB: 0 P: 16	R: 1 E: 0 K: 1 S: 14	H: 2 LOB: 1 BB: 0 P: 21	1B: 9 2B: 0 3B: 0 HR: 1	SF: 0 SAC: 0 DP: 1 HBP: 1	WP: 1 PB: 0 SB: 0 CS: 0	PA: 40
<b>PITCHER</b>	IP WLS BF H R ER SO BB IBB HBP BLK WP HR S P ERA WHIP											IP WLS BF H R ER SO BB IBB HBP BLK WP HR S P ERA WHIP										
51 Mitch Talbot, R (1, 1) ERA: 4.5	6.2 W 29 6 1 1 3 3 0 0 0 0 1 0 7 10 0.00 1.350																					
38 Joe Smith, R (7, 1) ERA: 1.54	0.1 3 2 1 0 1 0 0 0 0 0 0 0 7 10 0.00 6.000																					
52 Vinnie Pestano, R (8, 1) ERA: 1.35	1.0 3 0 0 0 3 0 0 0 0 0 0 0 9 16 0.00 0.000																					
49 Tony Sipp, L (9, 1) ERA: 1.54	0.2 3 1 1 1 1 0 0 0 0 0 0 1 7 12 13.50 1.500																					
54 Chris Perez, R (9, 1) ERA: 2.61	0.1 2 1 0 0 0 0 0 0 0 0 0 0 7 9 0.00 3.000																					



Batter	1	2	3	4	5	6	7	8	9	AB	R	H	RBI	BB	SO	LOB	TOP			
23 Michael Brantley, L OBP: 0.353, SLG: 0.412										6	2	2	1	0	0	2				
13 Asdrúbal Cabrera, S OBP: 0.360, SLG: 0.534										6	2	4	3	0	1	0				
17 Shin-Soo Choo, L OBP: 0.326, SLG: 0.367										6	1	1	0	0	1	4				
28 Travis Buck, L OBP: 0.325, SLG: 0.431										5	2	3	0	1	1					
41 Carlos Santana, S OBP: 0.362, SLG: 0.388										3	2	0	0	3	0	4				
24 Grady Sizemore, L OBP: 0.305, SLG: 0.576										5	0	2	3	0	1	4				
6 Lou Marson, R OBP: 0.259, SLG: 0.306										1	0	0	0	0	2					
7 Matt LaPorta, R OBP: 0.328, SLG: 0.465										5	2	3	3	0	1	3				
9 Jack Hannahan, L OBP: 0.313, SLG: 0.357										4	1	1	0	1	2	2				
8 Adam Everett, R OBP: 0.356, SLG: 0.293										5	1	2	1	0	0	3				
<b>Inning Stats</b>	R: 4 H: 3 E: 0 K: 1 S: 18	H: 3 LOB: 2 BB: 3 P: 41	R: 0 H: 0 E: 0 K: 1 S: 8	H: 0 LOB: 0 BB: 0 P: 12	R: 8 H: 7 E: 2 K: 1 S: 31	H: 7 LOB: 2 BB: 1 P: 52	R: 0 H: 0 E: 0 K: 1 S: 7	H: 0 LOB: 0 BB: 0 P: 11	R: 0 H: 1 E: 0 K: 1 S: 11	H: 1 LOB: 2 BB: 1 P: 17	R: 1 H: 3 E: 0 K: 1 S: 13	H: 3 LOB: 2 BB: 0 P: 17	R: 0 H: 1 E: 0 K: 0 S: 11	H: 1 LOB: 1 BB: 0 P: 17	R: 0 H: 2 E: 0 K: 0 S: 10	H: 2 LOB: 2 BB: 0 P: 14	1B: 11 2B: 6 3B: 0 HR: 1	SF: 0 SAC: 0 DP: 1 HBP: 0	WP: 1 PA: 51 PB: 0 SB: 0 CS: 0	
<b>PITCHER</b>	IP WLS BF H R ER SO BB IBB HBP BLK WP HR S P ERA WHIP	IP WLS BF H R ER SO BB IBB HBP BLK WP HR S P ERA WHIP	IP WLS BF H R ER SO BB IBB HBP BLK WP HR S P ERA WHIP	IP WLS BF H R ER SO BB IBB HBP BLK WP HR S P ERA WHIP	IP WLS BF H R ER SO BB IBB HBP BLK WP HR S P ERA WHIP	IP WLS BF H R ER SO BB IBB HBP BLK WP HR S P ERA WHIP	IP WLS BF H R ER SO BB IBB HBP BLK WP HR S P ERA WHIP	IP WLS BF H R ER SO BB IBB HBP BLK WP HR S P ERA WHIP	IP WLS BF H R ER SO BB IBB HBP BLK WP HR S P ERA WHIP	IP WLS BF H R ER SO BB IBB HBP BLK WP HR S P ERA WHIP	IP WLS BF H R ER SO BB IBB HBP BLK WP HR S P ERA WHIP	IP WLS BF H R ER SO BB IBB HBP BLK WP HR S P ERA WHIP	IP WLS BF H R ER SO BB IBB HBP BLK WP HR S P ERA WHIP	IP WLS BF H R ER SO BB IBB HBP BLK WP HR S P ERA WHIP	IP WLS BF H R ER SO BB IBB HBP BLK WP HR S P ERA WHIP	IP WLS BF H R ER SO BB IBB HBP BLK WP HR S P ERA WHIP	IP WLS BF H R ER SO BB IBB HBP BLK WP HR S P ERA WHIP	IP WLS BF H R ER SO BB IBB HBP BLK WP HR S P ERA WHIP	IP WLS BF H R ER SO BB IBB HBP BLK WP HR S P ERA WHIP	IP WLS BF H R ER SO BB IBB HBP BLK WP HR S P ERA WHIP

Cleveland Indians @ Toronto Blue Jays  
Rogers Centre, Toronto, ON  
Wed Jun 01 2011, 7:09 PM - 10:20 PM EDT  
Att: 15,397 - Partly Cloudy - 77 F

AB 46  
R 13  
H 18  
RBI 11  
BB 5  
SO 7  
LOB 25



Batter	1	2	3	4	5	6	7	8	9	AB	R	H	RBI	BB	SO	LOB	BOTTOM			
5 Yunel Escobar, R OBP: 0.377, SLG: 0.443										3	0	0	0	0	0	1				
18 Mike McCoy, R OBP: 0.288, SLG: 0.313										5	1	1	1	0	1	2				
16 Corey Patterson, L OBP: 0.320, SLG: 0.455										4	0	1	2	1	1	2				
19 José Bautista, R OBP: 0.502, SLG: 0.773										5	0	0	0	0	2	2				
9 J.P. Arencibia, R OBP: 0.316, SLG: 0.487										5	1	1	0	0	1	1				
2 Aaron Hill, R OBP: 0.280, SLG: 0.329										2	0	0	0	0	1	0				
10 Edwin Encarnación, R OBP: 0.284, SLG: 0.354										1	1	1	0	2	0	0				
46 Eric Thames, L OBP: 0.362, SLG: 0.381										5	1	3	0	0	2	4				
11 Rajai Davis, R OBP: 0.312, SLG: 0.396										4	2	2	4	0	1	3				
2B Jayson Nix, R OBP: 0.280, SLG: 0.373										4	1	1	1	0	1	2				
<b>Inning Stats</b>	R: 0 H: 0 E: 0 K: 0 S: 10	H: 1 LOB: 1 BB: 0 P: 18	R: 0 H: 1 E: 0 K: 2 S: 13	H: 1 LOB: 0 BB: 0 P: 17	R: 0 H: 0 E: 0 K: 2 S: 10	H: 0 LOB: 0 BB: 0 P: 14	R: 0 H: 0 E: 0 K: 1 S: 5	H: 0 LOB: 0 BB: 0 P: 7	R: 3 H: 4 E: 0 K: 0 S: 12	H: 4 LOB: 1 BB: 0 P: 19	R: 1 H: 1 E: 1 K: 0 S: 8	H: 1 LOB: 0 BB: 0 P: 11	R: 0 H: 1 E: 0 K: 1 S: 9	H: 1 LOB: 2 BB: 1 P: 18	R: 2 H: 1 E: 0 K: 2 S: 15	H: 1 LOB: 2 BB: 2 P: 27	1B: 7 2B: 0 3B: 3 HR: 1	SF: 0 SAC: 0 DP: 1 HBP: 0	WP: 2 PA: 43 PB: 0 SB: 0 CS: 0	
<b>PITCHER</b>	IP WLS BF H R ER SO BB IBB HBP BLK WP HR S P ERA WHIP	IP WLS BF H R ER SO BB IBB HBP BLK WP HR S P ERA WHIP	IP WLS BF H R ER SO BB IBB HBP BLK WP HR S P ERA WHIP	IP WLS BF H R ER SO BB IBB HBP BLK WP HR S P ERA WHIP	IP WLS BF H R ER SO BB IBB HBP BLK WP HR S P ERA WHIP	IP WLS BF H R ER SO BB IBB HBP BLK WP HR S P ERA WHIP	IP WLS BF H R ER SO BB IBB HBP BLK WP HR S P ERA WHIP	IP WLS BF H R ER SO BB IBB HBP BLK WP HR S P ERA WHIP	IP WLS BF H R ER SO BB IBB HBP BLK WP HR S P ERA WHIP	IP WLS BF H R ER SO BB IBB HBP BLK WP HR S P ERA WHIP	IP WLS BF H R ER SO BB IBB HBP BLK WP HR S P ERA WHIP	IP WLS BF H R ER SO BB IBB HBP BLK WP HR S P ERA WHIP	IP WLS BF H R ER SO BB IBB HBP BLK WP HR S P ERA WHIP	IP WLS BF H R ER SO BB IBB HBP BLK WP HR S P ERA WHIP	IP WLS BF H R ER SO BB IBB HBP BLK WP HR S P ERA WHIP	IP WLS BF H R ER SO BB IBB HBP BLK WP HR S P ERA WHIP	IP WLS BF H R ER SO BB IBB HBP BLK WP HR S P ERA WHIP	IP WLS BF H R ER SO BB IBB HBP BLK WP HR S P ERA WHIP	IP WLS BF H R ER SO BB IBB HBP BLK WP HR S P ERA WHIP	IP WLS BF H R ER SO BB IBB HBP BLK WP HR S P ERA WHIP

Cleveland Indians @ Toronto Blue Jays  
Rogers Centre, Toronto, ON  
Wed Jun 01 2011, 7:09 PM - 10:20 PM EDT  
Att: 15,397 - Partly Cloudy - 77 F

AB 39  
R 9  
H 11  
RBI 8  
BB 4  
SO 10  
LOB 17






Batter	1	2	3	4	5	6	7	8	9	AB	R	H	RBI	BB	SO	LOB	TOP			
5 Ian Kinsler, R OBP: 0.351, SLG: 0.413	G5-3		B1-3						FC5-4	4	1	0	0	1	0	3				
1 Elvis Andrus, R OBP: 0.307, SLG: 0.335	G6-3		L3						FC5-4	5	1	1	1	0	0	3				
32 Josh Hamilton, L OBP: 0.337, SLG: 0.440	F7								E1	5	0	1	1	0	0	0				
10 Michael Young, R OBP: 0.376, SLG: 0.486		G4-3								5	0	2	0	0	0	2				
29 Adrian Beltré, R OBP: 0.307, SLG: 0.457		G1-3								5	0	0	0	0	0	3				
17 Nelson Cruz, R OBP: 0.305, SLG: 0.490		G1-3								4	2	2	0	0	0	0				
18 Mitch Moreland, L OBP: 0.384, SLG: 0.515			B1-3							3	1	2	0	1	0	1				
8 Yorvit Torrealba, R OBP: 0.237, SLG: 0.319			L9							3	0	0	2	0	0	2				
9 Endy Chavez, L OBP: 0.455, SLG: 0.683										4	2	4	1	0	0	0				
<b>Inning Stats</b>	R: 0 E: 0 K: 0 S: 4	H: 0 LOB: 0 BB: 0 P: 6	R: 0 E: 0 K: 0 S: 7	H: 0 LOB: 0 BB: 0 P: 10	R: 0 E: 0 K: 0 S: 8	H: 1 LOB: 2 BB: 1 P: 15	R: 0 E: 0 K: 0 S: 7	H: 0 LOB: 0 BB: 0 P: 8	R: 3 E: 0 K: 0 S: 17	H: 4 LOB: 2 BB: 1 P: 28	R: 3 E: 0 K: 0 S: 12	H: 3 LOB: 0 BB: 0 P: 21	R: 0 E: 0 K: 0 S: 6	H: 1 LOB: 0 BB: 0 P: 7	R: 1 E: 0 K: 0 S: 18	H: 2 LOB: 2 BB: 0 P: 22	1B: 9 2B: 2 3B: 1 HR: 0	SF: 1 SAC: 0 DP: 1 HBP: 0	WP: 0 PB: 0 SB: 2 CS: 0	PA: 41
<b>PITCHER</b>	IP	WLS	BF	H	R	ER	SO	BB	IBB	HBP	BLK	WP	HR	S	P	ERA	WHIP			
59 Carlos Carrasco, R ERA: 5.18	6.0	L	28	8	6	5	0	2	0	0	0	0	0	55	88	7.50	1.667			
36 Joe Smith, R ERA: 1.59	1.1		5	1	0	0	0	0	0	0	0	0	0	9	15	0.00	0.750			
53 Rafael Perez, L ERA: 1.29	1.1		6	2	1	0	0	0	0	0	0	0	0	13	15	0.00	1.500			
56 Frank Herrmann, R ERA: 7.62	0.1		2	1	0	0	0	0	0	0	0	0	0	9	12	0.00	3.000			

Texas Rangers @ Cleveland Indians  
Progressive Field, Cleveland, OH  
Thu Jun 02 2011, 7:08 PM - 10:25 PM EDT  
Att: 15,336 - Clear - 60 F

livebaseballscorecards.com

AB 38  
R 7  
H 12  
RBI 5  
BB 2  
SO 0  
LOB 14




Batter	1	2	3	4	5	6	7	8	9	AB	R	H	RBI	BB	SO	LOB	BOTTOM					
23 Michael Brantley, L OBP: 0.345, SLG: 0.402	G1-3								L9	5	0	0	0	0	1	3						
13 Adrián Cabrera, S OBP: 0.352, SLG: 0.522	K		F9						K	5	0	0	0	0	2	2						
17 Shin-Soo Choo, L OBP: 0.325, SLG: 0.365	F8		F8							4	0	1	0	0	1	1						
41 Carlos Santana, S OBP: 0.374, SLG: 0.395										2	1	2	0	2	0	0						
24 Grady Sizemore, L OBP: 0.303, SLG: 0.573										4	1	1	0	0	2	4						
28 Travis Buck, L OBP: 0.325, SLG: 0.427										3	1	1	1	0	1	1						
47 Shelley Duncan, R (8, FH) OBP: 0.284, SLG: 0.429										1	0	0	0	0	1	2						
26 Austin Kearns, R OBP: 0.305, SLG: 0.282										0	0	0	0	0	0	0						
20 Orlando Cabrera, R OBP: 0.285, SLG: 0.326										4	0	1	1	0	0	3						
7 Matt LaPorta, R OBP: 0.326, SLG: 0.478										4	1	1	1	0	1	2						
9 Jack Hannahan, L OBP: 0.317, SLG: 0.356										3	0	1	1	1	1	1						
<b>Inning Stats</b>	R: 0 E: 0 K: 1 S: 7	H: 0 LOB: 0 BB: 0 P: 11	R: 3 E: 0 K: 1 S: 19	H: 3 LOB: 1 BB: 1 P: 31	R: 0 E: 0 K: 1 S: 14	H: 1 LOB: 1 BB: 0 P: 22	R: 0 E: 0 K: 0 S: 8	H: 0 LOB: 0 BB: 0 P: 14	R: 0 E: 0 K: 1 S: 11	H: 0 LOB: 1 BB: 1 P: 22	R: 0 E: 0 K: 1 S: 9	H: 0 LOB: 1 BB: 1 P: 15	R: 1 E: 0 K: 2 S: 13	H: 1 LOB: 0 BB: 0 P: 20	R: 0 E: 0 K: 2 S: 12	H: 2 LOB: 2 BB: 0 P: 14	R: 0 E: 0 K: 1 S: 13	H: 1 LOB: 1 BB: 0 P: 17	1B: 6 2B: 1 3B: 0 HR: 1	SF: 0 SAC: 0 DP: 0 HBP: 0	WP: 0 PB: 0 SB: 2 CS: 0	PA: 38
<b>PITCHER</b>	IP	WLS	BF	H	R	ER	SO	BB	IBB	HBP	BLK	WP	HR	S	P	ERA	WHIP					
47 Dave Bush, R ERA: 4.81	4.0		17	4	3	3	3	1	0	0	0	0	1	33	57	3.00	1.000					
44 Michael Kirkman, L ERA: 7.36	3.0	W	12	1	1	1	4	2	0	0	0	0	0	5	7	0.00	6.000					
28 Darren Oliver, L ERA: 2.42	0.1	H	3	2	0	0	1	0	0	0	0	0	0	7	7	0.00	0.000					
57 Mark Lowe, R ERA: 3.29	0.2	H	2	0	0	0	1	0	0	0	0	0	0	7	7	0.00	0.000					
30 Neftali Feliz, R ERA: 1.31	1.0	S	4	1	0	0	1	0	0	0	1	0	0	13	17	0.00	1.000					

Texas Rangers @ Cleveland Indians  
Progressive Field, Cleveland, OH  
Thu Jun 02 2011, 7:08 PM - 10:25 PM EDT  
Att: 15,336 - Clear - 60 F

livebaseballscorecards.com

AB 35  
R 4  
H 8  
RBI 4  
BB 3  
SO 10  
LOB 19





Batter	1	2	3	4	5	6	7	8	9	AB	R	H	RBI	BB	SO	LOB	TOP			
5 Ian Kinsler, R (1,4) OBP: 0.351, SLG: 0.405										4	2	0	0	2	2	1				
1 Elvis Andrus, R (1,6) OBP: 0.318, SLG: 0.350										5	2	4	3	0	1	0				
32 Josh Hamilton, L (1,7) 23 Craig Gentry, R (6,PH) OBP: 0.340, SLG: 0.275										4	1	3	3	0	0	1				
10 Michael Young, R (1,10) OBP: 0.368, SLG: 0.476										5	0	0	1	0	2	5				
29 Adrián Beltré, R (1,5) OBP: 0.303, SLG: 0.464										5	1	3	0	0	0	2				
17 Nelson Cruz, R (1,9) OBP: 0.302, SLG: 0.500										5	1	1	2	0	1	3				
18 Mitch Moreland, L (1,3) OBP: 0.384, SLG: 0.512										5	2	2	0	0	2	1				
25 Mike Napoli, R (1,2) OBP: 0.366, SLG: 0.552										5	1	2	0	0	2	2				
9 Endy Chavez, L (1,8) OBP: 0.469, SLG: 0.696										5	1	3	2	0	0	0				
<b>Inning Stats</b>	R: 0 H: 1 E: 0 K: 3 S: 13	H: 1 LOB: 1 BB: 0 P: 15	R: 1 H: 3 E: 0 K: 1 S: 13	H: 3 LOB: 2 BB: 0 P: 21	R: 1 H: 3 E: 0 K: 1 S: 11	H: 3 LOB: 2 BB: 0 P: 14	R: 0 H: 0 E: 0 K: 1 S: 11	H: 0 LOB: 1 BB: 0 P: 17	R: 0 H: 1 E: 0 K: 1 S: 10	H: 1 LOB: 0 BB: 0 P: 11	R: 5 H: 4 E: 0 K: 1 S: 18	H: 4 LOB: 1 BB: 1 P: 29	R: 3 H: 4 E: 0 K: 1 S: 16	H: 4 LOB: 1 BB: 1 P: 26	R: 1 H: 2 E: 0 K: 1 S: 18	H: 2 LOB: 0 BB: 0 P: 24	1B: 12 2B: 5 HR: 2	SF: 0 SAC: 0 DP: 1 HBP: 0	WP: 1 PB: 0 SB: 1 CS: 0	PA: 46
<b>PITCHER</b>	IP WLS BF H R ER SO BB IBB HBP BLK WP HR S P ERA WHIP																			
63 Justin Masterson, R (1,1) ERA: 3.28	6.1 L 29 10 4 4 7 1 0 0 0 0 0 0 76 104 5.68 1.737																			
49 Tony Sipp, L (7,1) ERA: 2.63	0.2 5 3 3 3 1 0 0 0 0 0 2 13 17 40.50 4.500																			
37 Chad Durbin, R (8,1) ERA: 5.92	1.0 7 4 3 3 1 1 0 0 0 0 0 0 16 26 27.00 5.000																			
56 Frank Herrmann, R (9,1) ERA: 7.71	1.0 5 2 1 1 1 0 0 0 0 0 1 0 18 24 9.00 2.000																			
<b>Batter</b>	<b>1</b>	<b>2</b>	<b>3</b>	<b>4</b>	<b>5</b>	<b>6</b>	<b>7</b>	<b>8</b>	<b>9</b>	<b>AB</b>	<b>R</b>	<b>H</b>	<b>RBI</b>	<b>BB</b>	<b>SO</b>	<b>LOB</b>	<b>BOTTOM</b>			
23 Michael Brantley, L (1,8) OBP: 0.344, SLG: 0.399										4	1	1	0	0	0	0				
13 Asdrúbal Cabrera, S (1,6) OBP: 0.350, SLG: 0.539										4	1	3	1	0	0	0				
17 Shin-Soo Choo, L (1,9) OBP: 0.319, SLG: 0.357										4	0	0	0	0	1	2				
41 Carlos Santana, S (1,2) OBP: 0.367, SLG: 0.386										4	0	0	0	0	3	1				
24 Grady Sizemore, L (1,10) OBP: 0.310, SLG: 0.566										3	0	1	0	1	2	0				
20 Orlando Cabrera, R (1,4) OBP: 0.281, SLG: 0.321										3	0	0	0	0	0	3				
28 Travis Buck, L (1,7) OBP: 0.313, SLG: 0.410										3	0	0	0	0	1					
7 Matt LaPorta, R (1,3) OBP: 0.321, SLG: 0.470										3	0	0	0	0	2	0				
8 Adam Everett, R (1,5) OBP: 0.333, SLG: 0.273										3	0	0	0	0	0					
<b>Inning Stats</b>	R: 0 H: 0 E: 0 K: 1 S: 6	H: 1 LOB: 1 BB: 0 P: 6	R: 0 H: 0 E: 0 K: 1 S: 8	H: 0 LOB: 0 BB: 0 P: 14	R: 0 H: 1 E: 0 K: 0 S: 9	H: 1 LOB: 2 BB: 1 P: 16	R: 0 H: 0 E: 0 K: 1 S: 7	H: 0 LOB: 0 BB: 0 P: 8	R: 1 H: 2 E: 0 K: 1 S: 9	H: 2 LOB: 0 BB: 0 P: 10	R: 0 H: 0 E: 0 K: 1 S: 10	H: 0 LOB: 0 BB: 0 P: 17	R: 0 H: 0 E: 0 K: 0 S: 5	H: 0 LOB: 0 BB: 0 P: 9	R: 1 H: 1 E: 0 K: 2 S: 13	H: 1 LOB: 0 BB: 0 P: 21	1B: 4 2B: 0 3B: 0 HR: 1	SF: 0 SAC: 0 DP: 1 HBP: 0	WP: 0 PB: 0 SB: 0 CS: 0	PA: 32
<b>PITCHER</b>	IP WLS BF H R ER SO BB IBB HBP BLK WP HR S P ERA WHIP																			
41 Alexi Ogando, R (1,1) ERA: 2.2	8.0 W 28 4 1 1 1 2 0 0 0 0 0 0 1 68 1.12 0.625																			
22 Yoshinori Tateyama, R (9,1) ERA: 3.0	1.0 4 1 1 1 2 0 0 0 0 0 0 1 13 21 9.00 1.000																			

Texas Rangers @ Cleveland Indians  
Progressive Field, Cleveland, OH  
Fri Jun 03 2011, 7:07 PM - 9:52 PM EDT  
Att: 27,458 - Clear - 67 F

AB 44  
R 11  
H 19  
RBI 11  
BB 2  
SO 10  
LOB 15



Texas Rangers @ Cleveland Indians  
Progressive Field, Cleveland, OH  
Fri Jun 03 2011, 7:07 PM - 9:52 PM EDT  
Att: 27,458 - Clear - 67 F

AB 31  
R 2  
H 5  
RBI 1  
BB 1  
SO 8  
LOB 7





Batter	1	2	3	4	5	6	7	8	9	AB	R	H	RBI	BB	SO	LOB	TOP						
5 Ian Kinsler, R OBP: 0.345, SLG: 0.397										4	0	0	0	0	1	2							
1 Elvis Andrus, R OBP: 0.321, SLG: 0.350										3	1	1	0	1	0	1							
32 Josh Hamilton, L OBP: 0.360, SLG: 0.533										4	1	2	2	0	0	1							
10 Michael Young, R OBP: 0.363, SLG: 0.467										4	0	0	0	0	1	2							
29 Adrián Beltré, R OBP: 0.302, SLG: 0.458										3	1	0	0	1	0	2							
17 Nelson Cruz, R OBP: 0.301, SLG: 0.513										4	1	1	2	0	1	0							
18 Mitch Moreland, L OBP: 0.301, SLG: 0.506										4	0	1	0	0	1	0							
8 Yorvit Torrealba, R OBP: 0.244, SLG: 0.331										4	0	2	0	0	0	1							
7 David Murphy, L OBP: 0.299, SLG: 0.327										3	0	1	0	0	0	2							
<b>Inning Stats</b>	R: 2 E: 0 K: 0 S: 7	H: 2 LOB: 0 BB: 0 P: 10	R: 0 E: 0 K: 1 S: 10	H: 1 LOB: 0 BB: 0 P: 14	R: 0 E: 0 K: 1 S: 9	H: 1 LOB: 1 BB: 0 P: 16	R: 0 E: 0 K: 0 S: 8	H: 0 LOB: 0 BB: 0 P: 12	R: 0 E: 0 K: 0 S: 8	H: 1 LOB: 1 BB: 0 P: 11	R: 0 E: 0 K: 0 S: 7	H: 0 LOB: 0 BB: 0 P: 11	R: 2 E: 0 K: 0 S: 14	H: 2 LOB: 0 BB: 1 P: 23	R: 0 E: 0 K: 1 S: 7	H: 1 LOB: 2 BB: 0 P: 14	R: 0 E: 0 K: 1 S: 7	H: 0 LOB: 0 BB: 0 P: 11	1B: 5 2B: 1 3B: 0 HR: 2	SF: 0 SAC: 0 DP: 1 HBP: 0	WP: 0 PB: 0 SB: 0 CS: 1	PA: 35	
<b>PITCHER</b>	IP	WLS	BF	H	R	ER	SO	BB	IBB	HBP	BLK	WP	HR	S	P	ERA	WHIP						
55 Roberto Hernandez, R ERA: 5.33	(1, 1)	6.1	L	26	7	4	4	2	1	0	0	0	0	2	61	94	5.68	1.263					
53 Rafael Perez, L ERA: 1.25	(7, 1)	0.2		1	0	0	0	0	0	0	0	0	0	2	3	0.00	0.000						
38 Joe Smith, R ERA: 1.59	(8, 1)	1.0		5	1	0	0	1	1	0	0	0	0	7	14	0.00	2.000						
37 Chad Durbin, R ERA: 5.68	(9, 1)	1.0		3	0	0	0	1	0	0	0	0	0	7	11	0.00	0.000						

Texas Rangers @ Cleveland Indians  
Progressive Field, Cleveland, OH  
Sat Jun 04 2011, 7:07 PM - 9:34 PM EDT  
Att: 30,130 - Partly Cloudy - 86 F

AB 33  
R 4  
H 8  
RBI 4  
BB 2  
SO 4  
LOB 11



Batter	1	2	3	4	5	6	7	8	9	AB	R	H	RBI	BB	SO	LOB	BOTTOM					
23 Michael Brantley, L OBP: 0.342, SLG: 0.396										4	0	1	0	0	0	0						
20 Orlando Cabrera, R OBP: 0.275, SLG: 0.315										4	0	0	0	0	0	2						
13 Asdrúbal Cabrera, S OBP: 0.397, SLG: 0.539										4	0	1	0	0	0	2						
41 Carlos Santana, S OBP: 0.365, SLG: 0.383										4	0	1	0	0	0	4						
24 Grady Sizemore, L OBP: 0.316, SLG: 0.560										3	0	1	0	0	1	0						
47 Shelley Duncan, R OBP: 0.269, SLG: 0.405										4	0	0	0	0	0	3						
26 Austin Kearns, R OBP: 0.302, SLG: 0.280										4	0	1	0	0	2	1						
6 Lou Marson, R OBP: 0.246, SLG: 0.288										3	0	0	0	0	1	2						
8 Adam Everett, R OBP: 0.333, SLG: 0.261										2	0	0	0	1	1	2						
<b>Inning Stats</b>	R: 0 E: 0 K: 0 S: 6	H: 0 LOB: 0 BB: 0 P: 8	R: 0 E: 0 K: 0 S: 10	H: 2 LOB: 1 BB: 0 P: 12	R: 0 E: 0 K: 1 S: 7	H: 0 LOB: 0 BB: 0 P: 10	R: 0 E: 0 K: 0 S: 9	H: 0 LOB: 0 BB: 0 P: 12	R: 0 E: 0 K: 2 S: 8	H: 0 LOB: 0 BB: 0 P: 10	R: 0 E: 1 K: 0 S: 13	H: 1 LOB: 3 BB: 1 P: 23	R: 0 E: 0 K: 1 S: 7	H: 1 LOB: 2 BB: 0 P: 13	R: 0 E: 0 K: 0 S: 7	H: 1 LOB: 1 BB: 0 P: 9	R: 0 E: 0 K: 1 S: 10	H: 0 LOB: 0 BB: 0 P: 15	1B: 4 2B: 2 3B: 0 HR: 0	SF: 0 SAC: 0 DP: 1 HBP: 1	WP: 0 PB: 0 SB: 0 CS: 0	PA: 34
<b>PITCHER</b>	IP	WLS	BF	H	R	ER	SO	BB	IBB	HBP	BLK	WP	HR	S	P	ERA	WHIP					
45 Derek Holland, L ERA: 4.36	(1, 1)	9.0	W	34	5	0	0	5	1	0	1	0	0	77	112	0.00	0.667					

Texas Rangers @ Cleveland Indians  
Progressive Field, Cleveland, OH  
Sat Jun 04 2011, 7:07 PM - 9:34 PM EDT  
Att: 30,130 - Partly Cloudy - 86 F

AB 32  
R 0  
H 5  
RBI 0  
BB 1  
SO 5  
LOB 16





Batter	1	2	3	4	5	6	7	8	9	AB	R	H	RBI	BB	SO	LOB	TOP						
5 Ian Kinsler, R OBP: 0.342, SLG: 0.390										4	0	0	0	1	0	4							
1 Elvis Andrus, R OBP: 0.328, SLG: 0.367										3	1	2	1	1	0	1							
10 Michael Young, R OBP: 0.361, SLG: 0.461										3	0	0	0	1	1	2							
29 Adrián Beltré, R OBP: 0.298, SLG: 0.450										4	0	0	0	0	0	4							
17 Nelson Cruz, R OBP: 0.299, SLG: 0.506										4	0	1	0	0	2	0							
18 Mitch Moreland, L OBP: 0.298, SLG: 0.523										4	1	2	1	0	1	1							
25 Mike Napoli, R OBP: 0.356, SLG: 0.533										4	0	0	0	0	2	1							
7 David Murphy, L OBP: 0.309, SLG: 0.337										4	0	3	0	0	1	1							
9 Endy Chavez, L OBP: 0.472, SLG: 0.673										3	0	1	0	1	0	2							
23 Craig Gentry, R OBP: 0.340, SLG: 0.275										0	0	0	0	0	0	0							
<b>Inning Stats</b>	R: 0 E: 0 K: 0 S: 10	H: 1 LOB: 1 BB: 0 P: 13	R: 1 E: 0 K: 1 S: 13	H: 3 LOB: 2 BB: 0 P: 20	R: 1 E: 0 K: 1 S: 14	H: 2 LOB: 1 BB: 0 P: 23	R: 0 E: 0 K: 0 S: 9	H: 1 LOB: 1 BB: 0 P: 13	R: 0 E: 0 K: 2 S: 14	H: 0 LOB: 0 BB: 1 P: 7	R: 0 E: 0 K: 2 S: 14	H: 1 LOB: 1 BB: 0 P: 20	R: 0 E: 0 K: 3 S: 9	H: 0 LOB: 2 BB: 3 P: 15	R: 0 E: 0 K: 3 S: 9	H: 0 LOB: 0 BB: 0 P: 15	R: 0 E: 0 K: 0 S: 13	H: 1 LOB: 1 BB: 0 P: 19	1B: 7 2B: 0 3B: 0 HR: 2	SF: 0 SAC: 1 DP: 2 HBP: 0	WP: 0 PB: 0 SB: 2 CS: 0	PA: 38	
<b>PITCHER</b>	IP WLS BF H R ER SO BB IBB HBP BLK WP HR S P ERA WHIP																						
51 Mitch Talbot, R ERA: 4.18	(1, 1)	6.0	L	28	8	2	2	4	3	0	0	0	0	0	0	6	11	3.00	1.833				
36 Joe Smith, R ERA: 1.5	(7, 1)	1.0		3	0	0	0	0	0	1	0	0	0	0	0	6	11	0.00	0.000				
49 Tony Sipp, L ERA: 2.52	(8, 1)	1.0		3	0	0	0	3	0	0	0	0	0	0	9	15	0.00	0.000					
54 Chris Perez, R ERA: 2.49	(9, 1)	1.0		4	1	0	0	0	0	0	0	0	0	0	13	19	0.00	1.000					

Texas Rangers @ Cleveland Indians  
Progressive Field, Cleveland, OH  
Sun Jun 05 2011, 1:06 PM - 3:45 PM EDT  
Att: 20,621 - Partly Cloudy - 78 F

livebaseballscorecards.com

AB 33  
R 2  
H 9  
RBI 2  
BB 4  
SO 7  
LOB 16

Batter	1	2	3	4	5	6	7	8	9	AB	R	H	RBI	BB	SO	LOB	BOTTOM					
23 Michael Brantley, L OBP: 0.349, SLG: 0.597										2	0	1	0	2	1	1						
20 Orlando Cabrera, R OBP: 0.271, SLG: 0.310										3	0	0	0	0	0	3						
28 Travis Buck, L OBP: 0.310, SLG: 0.405										1	0	0	0	0	0	0						
13 Asdrúbal Cabrera, S OBP: 0.352, SLG: 0.530										4	0	0	0	0	1	0						
41 Carlos Santana, S OBP: 0.363, SLG: 0.385										4	0	1	0	0	1	0						
47 Shelley Duncan, R OBP: 0.259, SLG: 0.390										3	0	0	0	0	1	1						
17 Shin-Soo Choo, L OBP: 0.319, SLG: 0.354										2	0	0	0	0	1	1						
7 Matt LaPorta, R OBP: 0.321, SLG: 0.467										3	0	1	0	0	1	1						
26 Austin Kearns, R OBP: 0.292, SLG: 0.269										3	0	0	0	0	2	1						
8 Adam Everett, R OBP: 0.315, SLG: 0.245										3	0	0	0	0	1	1						
<b>Inning Stats</b>	R: 0 E: 0 K: 0 S: 7	H: 0 LOB: 0 BB: 1 P: 11	R: 0 E: 0 K: 2 S: 8	H: 0 LOB: 0 BB: 0 P: 13	R: 0 E: 0 K: 2 S: 10	H: 0 LOB: 0 BB: 0 P: 15	R: 0 E: 0 K: 0 S: 8	H: 1 LOB: 0 BB: 0 P: 11	R: 0 E: 0 K: 1 S: 9	H: 0 LOB: 1 BB: 1 P: 14	R: 0 E: 0 K: 1 S: 11	H: 1 LOB: 1 BB: 0 P: 16	R: 0 E: 0 K: 2 S: 11	H: 1 LOB: 1 BB: 0 P: 17	R: 0 E: 0 K: 2 S: 6	H: 0 LOB: 0 BB: 0 P: 8	1B: 2 2B: 1 3B: 0 HR: 0	SF: 0 SAC: 0 DP: 2 HBP: 1	WP: 0 PB: 0 SB: 0 CS: 0	PA: 31		
<b>PITCHER</b>	IP WLS BF H R ER SO BB IBB HBP BLK WP HR S P ERA WHIP																					
36 C.J. Wilson, L ERA: 3.03	(1, 1)	7.2	W	27	3	0	0	7	2	0	1	0	0	0	68	104	0.00	0.652				
28 Darren Oliver, L ERA: 2.38	(8, 1)	0.1	H	1	0	0	0	1	0	0	0	0	0	4	6	0.00	0.000					
30 Neftalí Feliz, R ERA: 1.25	(9, 1)	1.0	S	3	0	0	0	1	0	0	0	0	0	6	8	0.00	0.000					

Texas Rangers @ Cleveland Indians  
Progressive Field, Cleveland, OH  
Sun Jun 05 2011, 1:06 PM - 3:45 PM EDT  
Att: 20,621 - Partly Cloudy - 78 F

livebaseballscorecards.com

AB 28  
R 0  
H 3  
RBI 0  
BB 2  
SO 9  
LOB 9



Batter	1	2	3	4	5	6	7	8	9	AB	R	H	RBI	BB	SO	LOB	TOP
11 Ben Revere, L (1,9) OBP: 0.304, SLG: 0.296	G4-3		G4-3														4 0 1 0 0 1 0
12 Alexi Casilla, S (1,6) OBP: 0.327, SLG: 0.342	P5		G1-3														4 0 0 0 0 0 2
2 Denard Span, L (1,8) OBP: 0.361, SLG: 0.385	G4-3		F8														4 0 0 0 0 0 0
5 Michael Cuddyer, R (1,3) OBP: 0.326, SLG: 0.399																	4 2 2 0 0 1 0
33 Justin Morneau, L (1,10) OBP: 0.286, SLG: 0.345																	4 0 0 0 0 0 2
21 Delmon Young, R (1,7) OBP: 0.285, SLG: 0.270																	4 1 2 1 0 0 0
38 Luke Hughes, R (1,5) OBP: 0.287, SLG: 0.341																	4 1 2 0 0 1 3
20 Matt Tolbert, S (1,4) OBP: 0.263, SLG: 0.333																	4 1 2 2 0 1 2
41 Drew Butera, R (1,2) OBP: 0.186, SLG: 0.224																	3 1 1 1 0 0 1
<b>Inning Stats</b>	R: 0 H: 0 E: 0 K: 0 S: 6	H: 3 R: 2 ER: 0 LOB: 1 BB: 0 P: 8	R: 0 H: 0 E: 0 K: 1 S: 18	H: 0 R: 0 ER: 0 LOB: 0 BB: 0 P: 13	R: 0 H: 0 E: 0 K: 1 S: 8	H: 4 R: 3 ER: 0 LOB: 1 BB: 0 P: 18	R: 1 H: 2 E: 0 K: 1 S: 10	H: 0 R: 0 ER: 0 LOB: 0 BB: 0 P: 13	R: 0 H: 0 E: 0 K: 0 S: 4	H: 1 R: 0 ER: 0 LOB: 0 BB: 0 P: 9	1B: 7 R: 2 H: 10 RBI: 4 BB: 0 SO: 4 LOB: 10	WP: 2 PA: 35					
<b>PITCHER</b>	IP WLS BF H R ER SO BB IBB HBP BLK WP HR S P ERA WHIP																
43 Josh Tomlin, R (1,1) ERA: 3.71	6.0 L 26 9 6 6 3 0 0 0 0 0 2 0 63 83 9.00 1.500																
53 Rafael Perez, L (7,1) ERA: 1.14	2.0 6 0 0 0 1 0 0 0 0 0 0 0 12 20 0.00 0.000																
37 Chad Durbin, R (9,1) ERA: 5.47	1.0 3 1 0 0 0 0 0 0 0 0 0 0 6 9 0.00 1.000																

Minnesota Twins @ Cleveland Indians  
 Progressive Field, Cleveland, OH  
 Mon Jun 06 2011, 7:07 PM - 9:40 PM EDT  
 Att: 15,278 - Clear - 83 F

AB	35
R	6
H	10
RBI	4
BB	0
SO	4
LOB	10



Batter	1	2	3	4	5	6	7	8	9	AB	R	H	RBI	BB	SO	LOB	BOTTOM
23 Michael Brantley, L (1,7) OBP: 0.356, SLG: 0.423																	4 2 3 1 0 0 0
13 Adrián Cabrera, S (1,6) OBP: 0.356, SLG: 0.546																	4 2 3 2 0 0 0
24 Grady Sizemore, L (1,8) OBP: 0.322, SLG: 0.554																	3 0 1 0 0 0 2
41 Carlos Santana, S (1,2) OBP: 0.357, SLG: 0.377																	4 0 0 0 0 1 5
17 Shin-Soo Choo, L (1,9) OBP: 0.318, SLG: 0.352																	4 0 1 0 0 1 2
7 Matt LaPorta, R (1,3) OBP: 0.314, SLG: 0.456																	4 0 0 0 0 3 2
28 Travis Buck, L (1,10) OBP: 0.307, SLG: 0.390																	3 0 0 0 1 0 1
20 Orlando Cabrera, R (1,4) OBP: 0.271, SLG: 0.309																	4 0 1 0 0 1 1
9 Jack Hannahan, L (1,5) OBP: 0.311, SLG: 0.350																	3 0 0 0 0 1 1
47 Shelley Duncan, R (9,PH) OBP: 0.256, SLG: 0.385																	1 0 0 0 0 0 1
<b>Inning Stats</b>	R: 2 H: 3 E: 0 K: 0 S: 10	H: 1 R: 0 ER: 0 LOB: 1 BB: 0 P: 9	R: 0 H: 2 E: 0 K: 2 S: 14	H: 0 R: 0 ER: 0 LOB: 0 BB: 0 P: 24	R: 0 H: 0 E: 0 K: 1 S: 7	R: 1 H: 1 E: 0 K: 0 S: 9	R: 0 H: 1 E: 0 K: 0 S: 8	R: 0 H: 0 E: 0 K: 1 S: 10	R: 1 H: 1 E: 1 K: 1 S: 18	R: 0 H: 0 E: 0 K: 1 S: 6	1B: 6 R: 4 H: 9 RBI: 3 BB: 1 SO: 7 LOB: 15	WP: 1 PA: 36					
<b>PITCHER</b>	IP WLS BF H R ER SO BB IBB HBP BLK WP HR S P ERA WHIP																
30 Scott Baker, R (1,1) ERA: 3.86	7.0 W 30 9 4 3 5 0 0 0 0 0 0 0 70 103 3.86 1.286																
50 Jose Mijares, L (8,1) ERA: 4.5	0.2 H 2 0 0 0 0 0 0 0 0 0 0 7 11 0.00 0.000																
31 Alex Burnett, R (8,1) ERA: 6.06	0.1 H 1 0 0 0 1 0 0 0 0 0 1 0 6 8 0.00 0.000																
55 Matt Capps, R (9,1) ERA: 4.33	1.0 S 3 0 0 0 1 1 0 0 0 0 0 0 6 12 0.00 1.000																

Minnesota Twins @ Cleveland Indians  
 Progressive Field, Cleveland, OH  
 Mon Jun 06 2011, 7:07 PM - 9:40 PM EDT  
 Att: 15,278 - Clear - 83 F

AB	34
R	4
H	9
RBI	3
BB	1
SO	7
LOB	15





Batter	1	2	3	4	5	6	7	8	9	AB	R	H	RBI	BB	SO	LOB	TOP			
11 Ben Revere, L (1,8) OBP: 0.300, SLG: 0.293	G6-3			G6-3		G4-3			G4-3	4	0	1	0	0	0	0	<b>Minnesota Twins @ Cleveland Indians</b> Progressive Field, Cleveland, OH Tue Jun 07 2011, 7:07 PM - 9:19 PM EDT Att: 15,498 - Clear - 84 F <a href="http://livebaseballscorecards.com">livebaseballscorecards.com</a>			
12 Alexi Casilla, S (1,6) OBP: 0.320, SLG: 0.333	P6			K		F8			G4-3	4	0	0	0	0	1	1				
5 Michael Cuddyer, R (1,9) OBP: 0.320, SLG: 0.392	G5-3			G6-3					K	4	0	0	0	0	2	1				
33 Justin Morneau, L (1,3) OBP: 0.287, SLG: 0.341		G5-3			K2-3				G6-4-3	2	0	0	0	1	1	0				
21 Delmon Young, R (1,7) OBP: 0.256, SLG: 0.278		F9				G6-4-3				3	0	1	0	0	0	1				
38 Luke Hughes, R (1,5) OBP: 0.289, SLG: 0.341										3	0	1	0	0	1	0				
26 Brian Dinkelman, L (1,10) OBP: 0.375, SLG: 0.167				G3		P2			G4-3	3	0	0	0	0	0	2				
32 René Rivera, R (1,2) OBP: 0.294, SLG: 0.326				G5-3						2	0	0	0	0	1	2				
22 Danny Valencia, R (8,PH) OBP: 0.291, SLG: 0.333									G6-3	1	0	0	0	0	0	0				
41 Drew Butera, R (8,2) OBP: 0.186, SLG: 0.224										0	0	0	0	0	0	0				
20 Matt Tolbert, S (1,4) OBP: 0.255, SLG: 0.323						G6-3			G3	3	0	0	0	0	1	0				
<b>Inning Stats</b>	R: 0 E: 0 K: 0 S: 6	H: 0 LOB: 0 BB: 0 P: 9	R: 0 E: 0 K: 1 S: 11	H: 0 LOB: 0 BB: 0 P: 14	R: 0 E: 0 K: 1 S: 8	H: 0 LOB: 0 BB: 0 P: 11	R: 0 E: 0 K: 1 S: 9	H: 2 LOB: 2 BB: 0 P: 14	R: 0 E: 0 K: 0 S: 5	H: 0 LOB: 0 BB: 0 P: 8	R: 0 E: 0 K: 1 S: 8	H: 0 LOB: 0 BB: 1 P: 13	R: 0 E: 0 K: 0 S: 6	H: 0 LOB: 0 BB: 0 P: 9	R: 0 E: 0 K: 1 S: 11	H: 1 LOB: 1 BB: 0 P: 15	1B: 2 2B: 1 3B: 0 HR: 0	SF: 0 SAC: 0 DP: 1 HBP: 0	WP: 0 PB: 0 SB: 0 CS: 0	PA: 30
<b>PITCHER</b>	IP WLS BF H R ER SO BB IBB HBP BLK WP HR S P ERA WHIP	8.1 W 28 3 0 0 6 1 0 0 0 0 0 72 104 0.00 0.480	0.2 S 2 0 0 0 1 0 0 0 0 0 0 6 8 0.00 0.000																	

Batter	1	2	3	4	5	6	7	8	9	AB	R	H	RBI	BB	SO	LOB	BOTTOM			
23 Michael Brantley, L (1,7) OBP: 0.358, SLG: 0.419										2	0	0	0	2	2	1	<b>Minnesota Twins @ Cleveland Indians</b> Progressive Field, Cleveland, OH Tue Jun 07 2011, 7:07 PM - 9:19 PM EDT Att: 15,498 - Clear - 84 F <a href="http://livebaseballscorecards.com">livebaseballscorecards.com</a>			
13 Adrián Cabrera, S (1,6) OBP: 0.350, SLG: 0.541										4	0	1	0	0	0	1				
24 Grady Sizemore, L (1,8) OBP: 0.312, SLG: 0.534										4	0	0	0	0	2	3				
41 Carlos Santana, S (1,3) OBP: 0.361, SLG: 0.384										2	1	1	0	1	0	2				
47 Shelley Duncan, R (1,10) OBP: 0.247, SLG: 0.370										3	0	0	1	0	1	1				
17 Shin-Soo Choo, L (1,9) OBP: 0.318, SLG: 0.352										3	0	1	0	0	1	0				
20 Orlando Cabrera, R (1,4) OBP: 0.272, SLG: 0.314										3	0	1	0	0	0	1				
9 Jack Hannahan, L (1,5) OBP: 0.312, SLG: 0.345										2	0	0	0	1	1	0				
6 Lou Marson, R (1,2) OBP: 0.250, SLG: 0.278										2	0	0	0	1	0	2				
<b>Inning Stats</b>	R: 0 E: 0 K: 1 S: 9	H: 1 LOB: 1 BB: 1 P: 16	R: 0 E: 0 K: 2 S: 12	H: 1 LOB: 2 BB: 1 P: 23	R: 0 E: 0 K: 2 S: 8	H: 0 LOB: 0 BB: 0 P: 13	R: 1 E: 1 K: 0 S: 9	H: 1 LOB: 0 BB: 0 P: 14	R: 0 E: 0 K: 2 S: 9	H: 0 LOB: 0 BB: 1 P: 15	R: 0 E: 0 K: 0 S: 9	H: 0 LOB: 1 BB: 1 P: 20	R: 0 E: 0 K: 0 S: 7	H: 1 LOB: 0 BB: 0 P: 11	R: 0 E: 0 K: 0 S: 8	H: 0 LOB: 1 BB: 1 P: 16		1B: 2 2B: 3 3B: 0 HR: 0	SF: 0 SAC: 0 DP: 2 HBP: 0	WP: 0 PB: 0 SB: 1 CS: 1
<b>PITCHER</b>	IP WLS BF H R ER SO BB IBB HBP BLK WP HR S P ERA WHIP	5.0 L 19 3 1 0 7 3 0 0 0 0 0 16 31 0.00 1.000	2.0 7 1 0 0 0 1 0 0 0 0 0 8 16 0.00 1.000	1.0 4 0 0 0 0 1 0 0 0 0 0 8 16 0.00 1.000																



Batter	1	2	3	4	5	6	7	8	9	10	AB	R	H	RBI	BB	SO	LOB	TOP						
11 Ben Revere, L OBP: 0.323, SLG: 0.317											5	1	3	2	0	1	0							
12 Alexi Casilla, S OBP: 0.316, SLG: 0.329											5	0	1	0	0	0	2							
5 Michael Cuddyer, R OBP: 0.315, SLG: 0.384											4	0	0	0	0	0	2							
33 Justin Morneau, L OBP: 0.286, SLG: 0.344											4	0	1	1	0	0	0							
21 Delmon Young, R OBP: 0.290, SLG: 0.271											4	0	0	0	0	1	1							
18 Jason Repko, R OBP: 0.238, SLG: 0.179											4	0	2	0	0	2	0							
22 Danny Valencia, R OBP: 0.285, SLG: 0.341											4	0	2	0	0	2	0							
38 Luke Hughes, R OBP: 0.238, SLG: 0.348											4	1	2	0	0	0	1							
20 Matt Tolbert, S OBP: 0.255, SLG: 0.320											4	0	1	0	0	0	2							
41 Drew Butera, R OBP: 0.188, SLG: 0.234											4	1	1	0	0	0	4							
<b>Inning Stats</b>	R: 0 E: 0 K: 1 S: 11	H: 0 LOB: 0 BB: 0 P: 16	R: 0 E: 0 K: 1 S: 10	H: 1 LOB: 0 BB: 0 P: 15	R: 1 E: 0 K: 0 S: 7	H: 2 LOB: 0 BB: 0 P: 11	R: 0 E: 0 K: 0 S: 5	H: 0 LOB: 0 BB: 0 P: 7	R: 0 E: 0 K: 1 S: 9	H: 2 LOB: 2 BB: 0 P: 16	R: 1 E: 0 K: 0 S: 8	H: 2 LOB: 1 BB: 0 P: 13	R: 0 E: 0 K: 0 S: 9	H: 1 LOB: 1 BB: 0 P: 14	R: 0 E: 0 K: 1 S: 6	H: 0 LOB: 0 BB: 0 P: 10	R: 1 E: 1 K: 0 S: 15	H: 2 LOB: 1 BB: 0 P: 23	1B: 8 2B: 3 3B: 0 HR: 0	SF: 0 SAC: 0 DP: 1 HBP: 0	WP: 0 PB: 0 SB: 1 CS: 2	PA: 40		
<b>PITCHER</b>	IP 8.0	WLS 30	BF 9	H 2	R 2	ER 2	SO 3	BB 0	IBB 0	HBP 0	BLK 0	WP 0	HR 0	S 66	P 104	ERA 2.25	WHIP 1.125							
63 Justin Masterson, R ERA: 3.18	(1, 1)																							
49 Tony Sippo, L ERA: 2.42	(9, 1)	1.0	3	0	0	0	1	0	0	0	0	0	0	6	10	0.00	0.000							
54 Chris Perez, R ERA: 2.7	(10, 1)	1.0	L	5	2	1	1	0	0	0	0	0	0	15	23	9.00	2.000							

Minnesota Twins @ Cleveland Indians  
Progressive Field, Cleveland, OH  
Wed Jun 08 2011, 12:07 PM - 2:55 PM EDT  
Att. 15,849 - Sunny - 90 F

AB	38
R	3
H	11
RBI	3
BB	0
SO	4
LOB	12



Batter	1	2	3	4	5	6	7	8	9	10	AB	R	H	RBI	BB	SO	LOB	BOTTOM						
23 Michael Brantley, L OBP: 0.363, SLG: 0.423											5	0	3	0	0	0	2							
13 Asdrubal Cabrera, S OBP: 0.353, SLG: 0.552											4	0	0	0	0	1	4							
24 Grady Sizemore, L OBP: 0.308, SLG: 0.545											5	1	1	1	0	0	2							
41 Carlos Santana, S OBP: 0.362, SLG: 0.386											4	0	1	0	1	0	0							
17 Shin-Soo Choo, L OBP: 0.316, SLG: 0.353											5	0	1	0	0	0	2							
7 Matt LaPorta, R OBP: 0.308, SLG: 0.446											4	0	0	0	0	1	2							
35 Cord Phelps, S OBP: 0.308, SLG: 0.446											4	0	0	0	0	1	2							
9 Jack Hannahan, L OBP: 0.316, SLG: 0.367											4	1	2	1	0	0	0							
6 Lou Marson, R OBP: 0.266, SLG: 0.293											4	0	2	0	0	0	1							
<b>Inning Stats</b>	R: 0 E: 0 K: 1 S: 7	H: 1 LOB: 0 BB: 0 P: 11	R: 0 E: 0 K: 0 S: 9	H: 1 LOB: 1 BB: 0 P: 15	R: 0 E: 0 K: 0 S: 11	H: 1 LOB: 2 BB: 0 P: 19	R: 0 E: 0 K: 2 S: 13	H: 0 LOB: 1 BB: 0 P: 20	R: 0 E: 0 K: 0 S: 10	H: 1 LOB: 1 BB: 0 P: 14	R: 1 E: 0 K: 0 S: 9	H: 1 LOB: 0 BB: 0 P: 12	R: 0 E: 0 K: 0 S: 12	H: 2 LOB: 2 BB: 0 P: 19	R: 0 E: 0 K: 0 S: 7	H: 0 LOB: 0 BB: 0 P: 12	R: 1 E: 0 K: 0 S: 15	H: 2 LOB: 1 BB: 0 P: 21	R: 0 E: 0 K: 0 S: 7	H: 1 LOB: 1 BB: 0 P: 14	1B: 6 2B: 3 3B: 0 HR: 2	SF: 0 SAC: 0 DP: 1 HBP: 1	WP: 0 PB: 0 SB: 0 CS: 1	PA: 41
<b>PITCHER</b>	IP 7.0	WLS 29	BF 7	H 1	R 1	ER 1	SO 3	BB 1	IBB 0	HBP 1	BLK 0	WP 0	HR 1	S 71	P 110	ERA 1.29	WHIP 1.143							
48 Carl Pavano, R ERA: 4.54	(1, 1)																							
50 Jose Mijares, L ERA: 4.5	(8, 1)	1.0	H	3	0	0	0	0	0	0	0	0	0	7	12	0.00	0.000							
55 Matt Capps, R ERA: 4.5	(9, 1)	1.0	W	5	2	1	1	0	0	0	0	0	1	15	21	9.00	2.000							
54 Phil Dumatrait, L ERA: 2.0	(10, 1)	1.0	S	4	1	0	0	0	0	0	0	0	0	7	14	0.00	1.000							

Minnesota Twins @ Cleveland Indians  
Progressive Field, Cleveland, OH  
Wed Jun 08 2011, 12:07 PM - 2:55 PM EDT  
Att. 15,849 - Sunny - 90 F

AB	39
R	2
H	10
RBI	2
BB	1
SO	3
LOB	15





Batter	1	2	3	4	5	6	7	8	9	AB	R	H	RBI	BB	SO	LOB	TOP										
23 Michael Brantley, L OBP: 0.360, SLG: 0.418	F8		G4-3		FC3-6		K		1B	5	1	1	1	0	1	4	<b>Cleveland Indians @ New York Yankees</b> Yankee Stadium, Bronx, NY Fri Jun 10 2011, 7:09 PM - 10:41 PM EDT Att: 45,679 - Partly Cloudy - 80 F										
13 Adrúbal Cabrera, S OBP: 0.350, SLG: 0.550	G3-1		G3-1		G4-3		G4-3		1B	5	1	1	0	0	0	2											
24 Grady Sizemore, L OBP: 0.311, SLG: 0.536	K		K		P4		K		1B	4	2	1	0	1	2	0											
41 Carlos Santana, S OBP: 0.367, SLG: 0.404	F9		BB		HR		HR		1B	4	2	2	2	1	0	1											
17 Shin-Soo Choo, L OBP: 0.318, SLG: 0.348	F9		G3		G4-3		G4-3		1B	3	0	0	1	2	0	1											
7 Matt LaPorta, R OBP: 0.315, SLG: 0.447	K		K		F9		F9		1B	4	1	2	2	1	1	0											
35 Cord Phelps, S OBP: 0.222, SLG: 0.125	G6-3		G6-3		1B		K		1B	4	0	1	1	1	1	2											
20 Orlando Cabrera, R OBP: 0.267, SLG: 0.308	G5-3		G5-3		K		G5-3		1B	4	0	0	0	0	2	5											
8 Adam Everett, R OBP: 0.209, SLG: 0.240	G5-3		G5-3		K		K		1B	1	0	0	0	0	0	2											
9 Jack Hannahan, L OBP: 0.325, SLG: 0.374	2B		2B		BB		BB		1B	2	0	1	0	2	1	0											
<b>Inning Stats</b>	R: 0 E: 0 K: 1 S: 9	H: 0 LOB: 0 BB: 0 P: 10	R: 0 E: 0 K: 1 S: 7	H: 0 LOB: 0 BB: 0 P: 13	R: 0 E: 0 K: 0 S: 9	H: 1 LOB: 1 BB: 0 P: 12	R: 0 E: 0 K: 0 S: 9	H: 0 LOB: 0 BB: 1 P: 16	R: 1 E: 0 K: 1 S: 13	H: 2 LOB: 2 BB: 1 P: 21	R: 1 E: 0 K: 1 S: 9	H: 1 LOB: 0 BB: 0 P: 13	R: 0 E: 0 K: 2 S: 10	H: 0 LOB: 1 BB: 1 P: 15	R: 1 E: 0 K: 1 S: 12	H: 0 LOB: 3 BB: 4 P: 30	R: 4 E: 0 K: 1 S: 18	H: 5 LOB: 2 BB: 1 P: 30	1B: 7 2B: 1 3B: 0 HR: 1	SF: 0 SAC: 0 DP: 0 HBP: 0	WP: 0 PB: 0 SB: 0 CS: 0	PA: 44					
<b>PITCHER</b>	IP	WLS	BF	H	R	ER	SO	BB	IBB	HBP	BLK	WP	HR	S	P	ERA	WHIP										
47 Iván Nova, R ERA: 4.3	7.0	W	28	4	2	2	6	3	0	0	0	0	1	66	100	2.57	1.000										
53 Kevin Whelan, R ERA: 13.5	0.2		6	0	1	1	0	4	0	0	0	0	0	8	26	13.50	6.000										
53 Amauri Sanit, R ERA: 12.86	0.2		6	4	4	4	2	0	0	0	0	0	0	16	23	54.00	6.000										
39 Lance Pendleton, R ERA: 2.45	0.0		1	0	0	0	0	1	0	0	0	0	0	1	5	∞	∞										
42 Mariano Rivera, R ERA: 1.55	0.2		3	1	0	0	0	0	0	0	0	0	0	5	6	0.00	1.500										

Batter	1	2	3	4	5	6	7	8	9	AB	R	H	RBI	BB	SO	LOB	BOTTOM										
2 Derek Jeter, R OBP: 0.327, SLG: 0.328	BB		G6-3		G4-3		2B		G4-3	5	2	1	0	1	0	3	<b>Cleveland Indians @ New York Yankees</b> Yankee Stadium, Bronx, NY Fri Jun 10 2011, 7:09 PM - 10:41 PM EDT Att: 45,679 - Partly Cloudy - 80 F										
14 Curtis Granderson, L OBP: 0.346, SLG: 0.550	K		HR		G5-3		2B		G4-3	5	3	2	1	1	1	1											
25 Mark Teixeira, S OBP: 0.367, SLG: 0.538	BB		HBP		K		2B		2B	2	2	1	3	2	1	0											
13 Alex Rodriguez, R OBP: 0.356, SLG: 0.500	BB		FC5-4		HR		2B		2B	4	2	2	2	1	0	3											
26 Eduardo Núñez, R OBP: 0.259, SLG: 0.345	BB		HR		HR		2B		2B	0	0	0	0	0	0	0											
24 Robinson Canó, L OBP: 0.323, SLG: 0.506	1B		1B		1B		BB		BB	4	1	3	1	1	1	1											
33 Nick Swisher, S OBP: 0.343, SLG: 0.345	SF7		L4		G4-3		BB		BB	2	0	0	1	2	0	2											
20 Jorge Posada, S OBP: 0.319, SLG: 0.373	1B		1B		1B		K		K	5	0	3	1	0	2	5											
11 Brett Gardner, L OBP: 0.340, SLG: 0.385	G4-3		2B		1B		BB		BB	5	0	2	1	0	0	5											
17 Francisco Cervelli, R OBP: 0.283, SLG: 0.341	G5-3		F9		P3		1B		L9	5	1	1	0	0	0	3											
<b>Inning Stats</b>	R: 3 E: 0 K: 1 S: 18	H: 2 LOB: 2 BB: 3 P: 40	R: 1 E: 0 K: 0 S: 8	H: 1 LOB: 1 BB: 0 P: 15	R: 1 E: 0 K: 0 S: 9	H: 3 LOB: 2 BB: 0 P: 19	R: 1 E: 0 K: 1 S: 10	H: 2 LOB: 1 BB: 0 P: 19	R: 0 E: 0 K: 0 S: 10	H: 2 LOB: 1 BB: 0 P: 20	R: 1 E: 0 K: 2 S: 15	H: 1 LOB: 2 BB: 2 P: 29	R: 4 E: 0 K: 1 S: 20	H: 4 LOB: 3 BB: 3 P: 41	R: 0 E: 0 K: 0 S: 5	H: 0 LOB: 0 BB: 0 P: 9	1B: 8 2B: 5 3B: 0 HR: 2	SF: 1 SAC: 0 DP: 0 HBP: 1	WP: 1 PB: 0 SB: 5 CS: 0	PA: 47							
<b>PITCHER</b>	IP	WLS	BF	H	R	ER	SO	BB	IBB	HBP	BLK	WP	HR	S	P	ERA	WHIP										
55 Roberto Hernandez, R ERA: 5.71	4.0	L	24	8	6	6	2	3	0	1	0	0	0	45	93	13.50	2.750										
56 Frank Herrmann, R ERA: 6.89	1.2		9	3	1	0	1	2	0	0	0	0	0	21	43	0.00	3.000										
37 Chad Durbin, R ERA: 6.07	0.2		9	4	4	4	1	3	0	0	0	1	0	18	36	54.00	10.500										
53 Rafael Perez, L ERA: 1.11	0.2		2	0	0	0	1	0	0	0	0	0	0	6	11	0.00	0.000										
36 Joe Smith, R ERA: 1.42	1.0		3	0	0	0	0	0	0	0	0	0	0	5	9	0.00	0.000										

AB	36
R	7
H	9
RBI	7
BB	8
SO	8
LOB	17

AB	37
R	11
H	15
RBI	10
BB	8
SO	5
LOB	23









Batter	1	2	3	4	5	6	7	8	9	AB	R	H	RBI	BB	SO	LOB	TOP										
23 Michael Brantley, L (1, 8) OBP: 0.351, SLG: 0.406										5	0	0	1	0	1	0	<b>Cleveland Indians @ New York Yankees</b> Yankee Stadium, Bronx, NY Sun Jun 12 2011, 1:10 PM - 4:20 PM EDT Att: 46,791 - Cloudy - 65 F										
13 Asdrúbal Cabrera, S (1, 6) OBP: 0.350, SLG: 0.553										5	0	3	0	0	0	0											
24 Grady Sizemore, L (1, 10) OBP: 0.326, SLG: 0.523										2	0	1	0	3	1	1											
41 Carlos Santana, S (1, 2) OBP: 0.353, SLG: 0.386										5	0	0	0	0	1	6											
17 Shin-Soo Choo, L (1, 9) OBP: 0.316, SLG: 0.346										3	0	1	0	1	1	3											
7 Matt LaPorta, R (1, 3) OBP: 0.313, SLG: 0.439										4	0	1	0	0	1	2											
20 Orlando Cabrera, R (1, 4) OBP: 0.287, SLG: 0.307										4	0	1	0	0	1	3											
26 Austin Kearns, R (1, 7) OBP: 0.290, SLG: 0.280										4	1	1	0	0	2	3											
9 Jack Hannahan, L (1, 5) OBP: 0.323, SLG: 0.376										4	0	0	0	0	0	2											
<b>Inning Stats</b>	R: 0 H: 1 E: 0 K: 1 S: 8	H: 1 LOB: 1 BB: 0 P: 12	R: 0 H: 1 E: 0 K: 2 S: 11	H: 1 LOB: 1 BB: 0 P: 17	R: 0 H: 1 E: 0 K: 0 S: 6	H: 1 LOB: 2 BB: 1 P: 13	R: 0 H: 1 E: 0 K: 1 S: 8	H: 1 LOB: 1 BB: 0 P: 14	R: 0 H: 0 E: 0 K: 1 S: 7	H: 0 LOB: 1 BB: 0 P: 15	R: 1 H: 2 E: 1 K: 0 S: 16	H: 2 LOB: 3 BB: 1 P: 29	R: 0 H: 1 E: 0 K: 1 S: 8	H: 1 LOB: 1 BB: 0 P: 12	R: 0 H: 0 E: 0 K: 1 S: 11	H: 0 LOB: 1 BB: 1 P: 17	1B: 5 2B: 3 3B: 0 HR: 0	SF: 0 SAC: 0 DP: 0 HBP: 0	WP: 0 PB: 0 SB: 5 CS: 0	PA: 40							
<b>PITCHER</b>	IP	WLS	BF	H	R	ER	SO	BB	IBB	HBP	BLK	WP	HR	S	P	ERA	WHIP										
36 Freddy Garcia, R (1, 1) ERA: 3.6	6.2	W	29	7	1	1	6	2	0	0	0	0	0	60	102	1.35	1.350										
48 Boone Logan, L (7, 1) ERA: 3.39	0.1		3	0	0	0	0	1	0	0	0	0	0	7	13	0.00	3.000										
38 Luis Ayala, R (8, 1) ERA: 1.4	1.0		4	1	0	0	1	0	0	0	0	0	0	8	12	0.00	1.000										
53 Kevin Whelan, R (9, 1) ERA: 5.4	1.0		4	0	0	0	1	1	0	0	0	0	0	11	17	0.00	1.000										

Batter	1	2	3	4	5	6	7	8	9	AB	R	H	RBI	BB	SO	LOB	BOTTOM										
2 Derek Jeter, R (1, 6) OBP: 0.324, SLG: 0.324										5	1	2	2	0	1	1	<b>Cleveland Indians @ New York Yankees</b> Yankee Stadium, Bronx, NY Sun Jun 12 2011, 1:10 PM - 4:20 PM EDT Att: 46,791 - Cloudy - 65 F										
26 Eduardo Núñez, R (8, 6) OBP: 0.259, SLG: 0.345										4	2	4	2	0	0	0											
14 Curtis Granderson, L (1, 8) OBP: 0.353, SLG: 0.611										4	0	0	0	1	0	5											
25 Mark Teixeira, S (1, 3) OBP: 0.366, SLG: 0.539										5	1	3	3	0	1	2											
13 Alex Rodriguez, R (1, 5) OBP: 0.363, SLG: 0.518										0	0	0	0	0	0	0											
17 Francisco Cervelli, R (8, 5) OBP: 0.265, SLG: 0.318										5	1	2	1	0	1	4											
24 Robinson Canó, L (1, 4) OBP: 0.324, SLG: 0.500										3	0	2	0	1	0	0											
33 Nick Swisher, S (1, 9) OBP: 0.350, SLG: 0.350										1	0	0	0	0	1	1											
27 Chris Dickerson, L (8, 9) OBP: 0.412, SLG: 0.467										3	0	2	0	1	0	0											
20 Jorge Posada, S (1, 10) OBP: 0.323, SLG: 0.378										3	0	2	1	0	0	2											
55 Russell Martin, R (1, 2) OBP: 0.338, SLG: 0.429										4	0	0	0	0	1	7											
11 Brett Gardner, L (1, 7) OBP: 0.353, SLG: 0.425										4	3	3	0	0	0	0											
<b>Inning Stats</b>	R: 0 H: 1 E: 0 K: 2 S: 16	H: 1 LOB: 2 BB: 1 P: 26	R: 0 H: 1 E: 0 K: 0 S: 5	H: 1 LOB: 0 BB: 0 P: 7	R: 1 H: 1 E: 0 K: 0 S: 8	H: 1 LOB: 0 BB: 0 P: 16	R: 0 H: 3 E: 0 K: 0 S: 7	H: 3 LOB: 2 BB: 0 P: 13	R: 5 H: 6 E: 0 K: 0 S: 16	H: 6 LOB: 1 BB: 0 P: 26	R: 0 H: 1 E: 0 K: 1 S: 8	H: 1 LOB: 1 BB: 0 P: 16	R: 0 H: 1 E: 0 K: 1 S: 12	H: 1 LOB: 2 BB: 1 P: 21	R: 3 H: 4 E: 0 K: 1 S: 15	H: 4 LOB: 1 BB: 0 P: 27	1B: 13 2B: 4 3B: 1 HR: 0	SF: 2 SAC: 0 DP: 2 HBP: 0	WP: 1 PB: 0 SB: 0 CS: 0	PA: 42							
<b>PITCHER</b>	IP	WLS	BF	H	R	ER	SO	BB	IBB	HBP	BLK	WP	HR	S	P	ERA	WHIP										
43 Josh Tomlin, R (1, 1) ERA: 4.14	5.0	L	26	12	6	6	2	1	0	0	0	0	0	8	88	10.80	2.600										
56 Frank Herrmann, R (6, 1) ERA: 6.49	1.0		4	1	0	0	1	0	0	0	0	0	0	8	16	0.00	1.000										
49 Tony Sipp, L (7, 1) ERA: 2.33	1.0		5	1	0	0	1	1	0	0	0	0	0	12	21	0.00	2.000										
37 Chad Durbin, R (8, 1) ERA: 7.39	1.0		7	4	3	3	1	0	0	0	0	1	0	15	27	27.00	4.000										







Batter	1	2	3	4	5	6	7	8	9	AB	R	H	RBI	BB	SO	LOB	TOP
24 Grady Sizemore, L OBP: 0.316, SLG: 0.507										4	0	0	0	0	4	0	<b>Cleveland Indians @ Detroit Tigers</b> Comerica Park, Detroit, MI Tue Jun 14 2011, 7:08 PM - 9:30 PM EDT Att: 28,128 - Partly Cloudy - 71 F
41 Carlos Santana, S OBP: 0.350, SLG: 0.378									3	0	1	0	0	1	0		
23 Michael Brantley, L OBP: 0.352, SLG: 0.406									3	0	0	0	1	1	2		
13 Asdrubal Cabrera, S OBP: 0.345, SLG: 0.513									3	0	0	0	0	1	2		
17 Shin-Soo Choo, L OBP: 0.311, SLG: 0.340									3	0	0	0	0	1	0		
20 Orlando Cabrera, R OBP: 0.286, SLG: 0.306									3	0	1	0	0	0	0		
28 Travis Buck, L OBP: 0.284, SLG: 0.360									3	0	0	0	0	2	1		
7 Matt LaPorta, R OBP: 0.308, SLG: 0.432									3	0	0	0	0	0	1		
9 Jack Hannahan, L OBP: 0.314, SLG: 0.364									3	0	0	0	0	2	0		
<b>Inning Stats</b>	R: 0 E: 0 K: 2 S: 9	H: 0 LOB: 1 BB: 0 P: 14	R: 0 E: 0 K: 1 S: 6	H: 0 LOB: 0 BB: 0 P: 9	R: 0 E: 0 K: 2 S: 10	H: 0 LOB: 0 BB: 0 P: 14	R: 0 E: 0 K: 1 S: 7	H: 0 LOB: 0 BB: 0 P: 12	R: 0 E: 0 K: 0 S: 6	H: 0 LOB: 0 BB: 1 P: 12	R: 0 E: 0 K: 1 S: 13	H: 1 LOB: 1 BB: 0 P: 14	R: 0 E: 0 K: 1 S: 10	H: 1 LOB: 1 BB: 0 P: 14	1B: 2 2B: 0 3B: 0 HR: 0	SF: 0 SAC: 0 DP: 1 HBP: 1	WP: 0 PA: 30 PB: 0 SB: 0 CS: 0
<b>PITCHER</b> 35 Justin Verlander, R ERA: 2.66	IP: 9.0 WLS: W BF: 30	H: 2 R: 0 ER: 0 SO: 12	BB: 1 IBB: 0 HBP: 1 BLK: 0	WP: 0 HR: 0 S: 82 P: 117	ERA: 0.00 WHIP: 0.333	<b>PITCHER</b>											


Batter	1	2	3	4	5	6	7	8	9	AB	R	H	RBI	BB	SO	LOB	BOTTOM
14 Austin Jackson, R OBP: 0.319, SLG: 0.379									4	1	2	0	1	0	1	<b>Cleveland Indians @ Detroit Tigers</b> Comerica Park, Detroit, MI Tue Jun 14 2011, 7:08 PM - 9:30 PM EDT Att: 28,128 - Partly Cloudy - 71 F	
32 Don Kelly, L OBP: 0.295, SLG: 0.327									5	1	1	0	0	0	3		
26 Brennan Boesch, L OBP: 0.342, SLG: 0.457									3	1	1	0	1	0	0		
29 Danny Worth, R OBP: 0.428, SLG: 0.474									1	0	0	0	0	0	2		
24 Miguel Cabrera, R OBP: 0.441, SLG: 0.563									2	1	1	1	1	0	2		
41 Victor Martinez, S OBP: 0.370, SLG: 0.497									3	0	1	0	1	0	3		
12 Andy Dirks, L OBP: 0.319, SLG: 0.439									4	0	3	2	0	1	1		
13 Alex Avila, L OBP: 0.355, SLG: 0.545									3	0	0	1	0	1	4		
39 Ramon Santiago, S OBP: 0.287, SLG: 0.333									3	0	0	1	0	1	1		
25 Ryan Raburn, R OBP: 0.236, SLG: 0.323									3	0	1	0	0	1	4		
57 Casper Wells, R OBP: 0.304, SLG: 0.411									1	0	1	0	0	0	0		
<b>Inning Stats</b>	R: 0 E: 0 K: 0 S: 6	H: 1 LOB: 2 BB: 0 P: 15	R: 3 E: 0 K: 1 S: 16	H: 3 LOB: 3 BB: 2 P: 27	R: 0 E: 0 K: 0 S: 6	H: 0 LOB: 0 BB: 0 P: 10	R: 0 E: 0 K: 1 S: 9	H: 0 LOB: 1 BB: 1 P: 17	R: 0 E: 0 K: 0 S: 6	H: 1 LOB: 1 BB: 0 P: 13	R: 1 E: 0 K: 0 S: 8	H: 3 LOB: 1 BB: 0 P: 15	R: 0 E: 0 K: 0 S: 8	H: 3 LOB: 2 BB: 0 P: 12	1B: 11 2B: 0 3B: 0 HR: 0	SF: 2 SAC: 0 DP: 1 HBP: 0	WP: 0 PA: 39 PB: 1 SB: 3 CS: 0
<b>PITCHER</b> 63 Justin Masterson, R ERA: 3.16	IP: 6.1 WLS: L	H: 4 R: 2 ER: 2 SO: 4	BB: 5 IBB: 0 HBP: 0 BLK: 0	WP: 0 HR: 0 S: 109 P: 109	ERA: 2.84 WHIP: 1.895	<b>PITCHER</b>											
53 Rafael Perez, L ERA: 1.37	IP: 0.2 WLS: 2	H: 1 R: 0 ER: 0 SO: 0	BB: 0 IBB: 0 HBP: 0 BLK: 0	WP: 0 HR: 0 S: 4 P: 4	ERA: 0.00 WHIP: 1.500	<b>PITCHER</b>											
38 Joe Smith, R ERA: 1.36	IP: 1.0 WLS: 5	H: 3 R: 0 ER: 0 SO: 0	BB: 0 IBB: 0 HBP: 0 BLK: 0	WP: 0 HR: 0 S: 8 P: 12	ERA: 0.00 WHIP: 3.000	<b>PITCHER</b>											



Batter	1	2	3	4	5	6	7	8	9	AB	R	H	RBI	BB	SO	LOB	TOP					
24 Grady Sizemore, L OBP: 0.312, SLG: 0.500										4	0	1	1	0	0	2	Cleveland Indians @ Detroit Tigers Comerica Park, Detroit, MI Wed Jun 15 2011, 7:08 PM - 10:40 PM EDT Att: 26,711 - Partly Cloudy - 73 F					
41 Carlos Santana, S OBP: 0.351, SLG: 0.376										4	0	1	0	1	1	2						
23 Michael Brantley, L OBP: 0.345, SLG: 0.490										5	0	0	0	0	2	3						
13 Adrúbal Cabrera, S OBP: 0.342, SLG: 0.507											5	1	1	0	0	1		0				
17 Shin-Soo Choo, L OBP: 0.316, SLG: 0.343										4	3	2	0	1	0	0						
7 Matt LaPorta, R OBP: 0.312, SLG: 0.433										4	1	2	2	0	1	1						
20 Orlando Cabrera, R OBP: 0.275, SLG: 0.318										4	1	3	2	0	0	0						
9 Jack Hannahan, L OBP: 0.319, SLG: 0.366										2	0	1	0	1	0	2						
6 Lou Marson, R OBP: 0.288, SLG: 0.313										3	0	2	1	0	0	2						
<b>Inning Stats</b>	R: 0 E: 0 K: 0 S: 8	H: 1 LOB: 0 BB: 0 P: 12	R: 0 E: 0 K: 0 S: 10	H: 2 LOB: 0 BB: 0 P: 18	R: 0 E: 0 K: 0 S: 6	H: 1 LOB: 1 BB: 1 P: 16	R: 4 E: 0 K: 1 S: 28	H: 5 LOB: 2 BB: 1 P: 38	R: 1 E: 0 K: 1 S: 18	H: 2 LOB: 2 BB: 1 P: 30	R: 0 E: 0 K: 1 S: 6	H: 0 LOB: 0 BB: 0 P: 7	R: 1 E: 1 K: 1 S: 9	H: 1 LOB: 0 BB: 0 P: 15	R: 0 E: 0 K: 0 S: 5	H: 1 LOB: 1 BB: 0 P: 5	R: 0 E: 0 K: 1 S: 8	H: 0 LOB: 0 BB: 0 P: 15	1B: 12 2B: 1 3B: 0 HR: 0	SF: 1 SAC: 2 DP: 2 HBP: 0	WP: 2 PB: 0 SB: 0 CS: 0	PA: 41
<b>PITCHER</b>	IP	WLS	BF	H	R	ER	SO	BB	IBB	HBP	BLK	WP	HR	S	P	ERA	WHIP					
31 Brad Penny, R ERA: 4.92	3.1		18	8	4	4	0	2	0	0	0	1	0	43	73	10.80	3.000					
49 Charlie Furbush, L ERA: 2.0	1.2	L	9	3	1	1	2	1	0	0	0	0	0	27	41	5.40	2.400					
55 Daniel Schlereth, L ERA: 2.61	1.1		5	1	1	0	2	0	0	0	0	0	0	10	14	0.00	0.750					
62 AJ Alburquerque, R ERA: 2.53	0.2		2	0	0	0	0	0	0	0	0	1	0	5	8	0.00	0.000					
38 David Purcey, L ERA: 2.38	2.0		7	1	0	0	1	0	0	0	0	0	0	13	20	0.00	0.500					

Batter	1	2	3	4	5	6	7	8	9	AB	R	H	RBI	BB	SO	LOB	BOTTOM					
14 Austin Jackson, R OBP: 0.315, SLG: 0.373										4	0	0	0	0	0	1	Cleveland Indians @ Detroit Tigers Comerica Park, Detroit, MI Wed Jun 15 2011, 7:08 PM - 10:40 PM EDT Att: 26,711 - Partly Cloudy - 73 F					
12 Andy Dirks, L OBP: 0.315, SLG: 0.433										4	0	0	0	0	2	0						
32 Don Kelly, L OBP: 0.285, SLG: 0.314										4	0	0	0	0	2	0						
26 Brennan Boesch, L OBP: 0.344, SLG: 0.466										4	1	1	2	1	0	1						
24 Miguel Cabrera, R OBP: 0.435, SLG: 0.553										4	1	0	0	0	0	2						
41 Victor Martinez, S OBP: 0.373, SLG: 0.508										4	1	2	0	0	1	0						
30 Maecio Ordóñez, R OBP: 0.239, SLG: 0.231										3	0	1	0	1	1	0						
13 Alex Avila, L OBP: 0.367, SLG: 0.550										2	0	2	2	2	0	0						
27 Jhonny Peralta, R OBP: 0.353, SLG: 0.491										4	0	0	0	0	1	7						
39 Ramon Santiago, S OBP: 0.286, SLG: 0.330										4	1	1	0	0	2	1						
<b>Inning Stats</b>	R: 3 E: 1 K: 1 S: 18	H: 3 LOB: 2 BB: 1 P: 33	R: 0 E: 0 K: 0 S: 10	H: 0 LOB: 0 BB: 0 P: 13	R: 0 E: 0 K: 0 S: 13	H: 2 LOB: 3 BB: 1 P: 20	R: 1 E: 0 K: 0 S: 11	H: 1 LOB: 1 BB: 0 P: 18	R: 0 E: 0 K: 2 S: 11	H: 1 LOB: 1 BB: 0 P: 19	R: 0 E: 0 K: 1 S: 11	H: 0 LOB: 0 BB: 0 P: 15	R: 0 E: 0 K: 0 S: 4	H: 0 LOB: 0 BB: 1 P: 8	R: 0 E: 0 K: 2 S: 14	H: 0 LOB: 1 BB: 1 P: 20	R: 0 E: 0 K: 2 S: 10	H: 0 LOB: 0 BB: 0 P: 14	1B: 4 2B: 2 3B: 0 HR: 1	SF: 0 SAC: 1 DP: 1 HBP: 0	WP: 0 PB: 0 SB: 0 CS: 0	PA: 39
<b>PITCHER</b>	IP	WLS	BF	H	R	ER	SO	BB	IBB	HBP	BLK	WP	HR	S	P	ERA	WHIP					
55 Roberto Hernandez, R ERA: 5.6	5.0		26	7	4	2	3	2	0	0	0	0	0	11	15	3.60	1.800					
53 Rafael Perez, L ERA: 1.32	1.0	H	3	0	0	0	1	0	0	0	0	0	0	11	15	0.00	0.000					
52 Vinnie Pestano, R ERA: 1.52	1.1	H	4	0	0	0	1	1	0	0	0	0	0	11	15	0.00	0.750					
49 Tony Sipp, L ERA: 2.22	0.2	H	3	0	0	0	1	1	0	0	0	0	0	7	13	0.00	1.500					
54 Chris Perez, R ERA: 2.48	1.0	S	3	0	0	0	2	0	0	0	0	0	0	10	14	0.00	0.000					

AB	35
R	6
H	13
RBI	6
BB	3
SO	5
LOB	12



AB	34
R	4
H	7
RBI	4
BB	4
SO	8
LOB	12



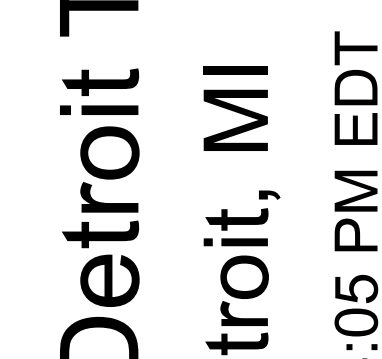


Batter	1	2	3	4	5	6	7	8	9	AB	R	H	RBI	BB	SO	LOB	TOP			
24 Grady Sizemore, L (1, 10) OBP: 0.309, SLG: 0.486										4	0	0	0	0	1	1	<b>Cleveland Indians @ Detroit Tigers</b> Comerica Park, Detroit, MI Thu Jun 16 2011, 1:06 PM - 4:05 PM EDT Att: 37,437 - Partly Cloudy - 68 F			
41 Carlos Santana, S (1, 2) OBP: 0.345, SLG: 0.367										5	0	0	0	0	3	3				
23 Michael Brantley, L (1, 8) OBP: 0.349, SLG: 0.410										4	1	2	0	0	0	2				
13 Adrúbal Cabrera, S (1, 6) OBP: 0.341, SLG: 0.507										4	1	1	0	0	2	1				
17 Shin-Soo Choo, L (1, 9) OBP: 0.319, SLG: 0.351										3	0	1	1	1	1	0				
7 Matt LaPorta, R (1, 3) OBP: 0.311, SLG: 0.426										3	0	0	0	0	0	1				
28 Travis Buck, L (1, 7) OBP: 0.273, SLG: 0.344										4	0	0	0	0	0	3				
35 Cord Phelps, S (1, 4) OBP: 0.211, SLG: 0.063										2	0	0	0	2	0	0				
8 Adam Everett, R (1, 5) OBP: 0.305, SLG: 0.259										4	0	1	0	0	1	4				
<b>Inning Stats</b>	R: 2 H: 3 E: 1 K: 0 S: 19	H: 3 LOB: 1 BB: 0 P: 29	R: 0 H: 0 E: 0 K: 1 S: 11	H: 0 LOB: 0 BB: 0 P: 13	R: 0 H: 0 E: 0 K: 1 S: 8	H: 0 LOB: 1 BB: 0 P: 13	R: 0 H: 1 E: 0 K: 1 S: 11	H: 0 LOB: 2 BB: 0 P: 20	R: 0 H: 0 E: 0 K: 1 S: 10	H: 0 LOB: 3 BB: 2 P: 22	R: 0 H: 1 E: 0 K: 2 S: 10	H: 1 LOB: 1 BB: 0 P: 19	R: 0 H: 0 E: 0 K: 1 S: 7	H: 0 LOB: 0 BB: 1 P: 11	R: 0 H: 0 E: 0 K: 1 S: 7	H: 0 LOB: 1 BB: 1 P: 15		1B: 1 2B: 2 3B: 2 HR: 0	SF: 0 SAC: 0 DP: 0 HBP: 2	WP: 0 PB: 0 SB: 1 CS: 0
<b>PITCHER</b>	IP: 5.2 WLS: W BF: 26 ERA: 4.32	H: 4 R: 2 ER: 2 SO: 4	BB: 2 IBB: 0 HBP: 2 BLK: 0	WP: 0 HR: 0 S: 68 P: 111	ERA: 3.18 WHIP: 1.059	IP: 6.1 WLS: H BF: 5 ERA: 2.39	H: 1 R: 0 ER: 0 SO: 2	BB: 0 IBB: 0 HBP: 0 BLK: 0	WP: 0 HR: 0 S: 12 P: 21	ERA: 0.00 WHIP: 0.750	IP: 8.1 WLS: 3 BF: 3 ERA: 5.19	H: 0 R: 0 ER: 0 SO: 1	BB: 0 IBB: 0 HBP: 0 BLK: 0	WP: 0 HR: 0 S: 7 P: 15	ERA: 0.00 WHIP: 1.000	IP: 9.1 WLS: 4 BF: 0 ERA: 2.7	H: 0 R: 0 ER: 0 SO: 1	BB: 1 IBB: 0 HBP: 0 BLK: 0	WP: 0 HR: 0 S: 7 P: 15	ERA: 0.00 WHIP: 1.000
Batter	1	2	3	4	5	6	7	8	9	AB	R	H	RBI	BB	SO	LOB	BOTTOM			
14 Austin Jackson, R (1, 8) OBP: 0.313, SLG: 0.368										4	1	0	0	1	1	3	<b>Cleveland Indians @ Detroit Tigers</b> Comerica Park, Detroit, MI Thu Jun 16 2011, 1:06 PM - 4:05 PM EDT Att: 37,437 - Partly Cloudy - 68 F			
32 Don Kelly, L (1, 5) OBP: 0.233, SLG: 0.321										4	2	2	1	0	0	0				
26 Brennan Boesch, L (1, 7) OBP: 0.350, SLG: 0.471										4	1	3	0	0	1	0				
12 Andy Dirks, L (8, 7) OBP: 0.315, SLG: 0.433										0	0	0	0	0	0	0				
24 Miguel Cabrera, R (1, 3) OBP: 0.440, SLG: 0.555										3	0	2	1	1	0	1				
41 Victor Martinez, S (1, 2) OBP: 0.371, SLG: 0.505										3	0	1	2	0	0	2				
30 Magglio Ordonez, R (1, 9) OBP: 0.233, SLG: 0.224										3	0	0	0	0	1	4				
57 Casper Wells, R (6, 9) OBP: 0.300, SLG: 0.405										1	0	0	0	0	0	0				
13 Alex Avila, L (1, 10) OBP: 0.369, SLG: 0.546										3	0	1	0	1	1	0				
27 Jhonny Peralta, R (1, 6) OBP: 0.355, SLG: 0.505										4	1	2	1	0	0	4				
25 Ryan Raburn, R (1, 4) OBP: 0.238, SLG: 0.338										3	1	1	1	0	0	1				
29 Danny Worth, R (7, 4) OBP: 0.455, SLG: 0.500										1	0	1	0	0	0	0				
<b>Inning Stats</b>	R: 2 H: 3 E: 0 K: 0 S: 10	H: 1 LOB: 1 BB: 0 P: 22	R: 0 H: 0 E: 0 K: 1 S: 7	H: 0 LOB: 1 BB: 1 P: 15	R: 2 H: 2 E: 0 K: 2 S: 15	H: 4 LOB: 0 BB: 1 P: 23	R: 0 H: 0 E: 0 K: 1 S: 13	H: 0 LOB: 0 BB: 0 P: 19	R: 0 H: 1 E: 0 K: 0 S: 6	H: 1 LOB: 0 BB: 0 P: 6	R: 0 H: 2 E: 0 K: 0 S: 13	H: 2 LOB: 2 BB: 0 P: 20	R: 0 H: 0 E: 0 K: 0 S: 13	H: 0 LOB: 0 BB: 0 P: 11	R: 0 H: 0 E: 0 K: 0 S: 13	H: 2 LOB: 2 BB: 0 P: 20	1B: 11 2B: 1 3B: 0 HR: 2	SF: 1 SAC: 0 DP: 3 HBP: 0	WP: 0 PB: 0 SB: 1 CS: 0	PA: 37
<b>PITCHER</b>	IP: 4.0 WLS: L BF: 22 ERA: 5.02	H: 1 R: 0 ER: 6 SO: 3	BB: 2 IBB: 0 HBP: 0 BLK: 0	WP: 0 HR: 0 S: 24 P: 35	ERA: 13.50 WHIP: 2.750	IP: 3.0 WLS: 10 BF: 2 ERA: 5.49	H: 0 R: 0 ER: 0 SO: 1	BB: 1 IBB: 0 HBP: 0 BLK: 0	WP: 0 HR: 0 S: 13 P: 20	ERA: 0.00 WHIP: 1.000	IP: 8.1 WLS: 5 BF: 2 ERA: 1.29	H: 2 R: 0 ER: 0 SO: 0	BB: 0 IBB: 0 HBP: 0 BLK: 0	WP: 0 HR: 0 S: 7 P: 15	ERA: 0.00 WHIP: 2.000	IP: 9.1 WLS: 4 BF: 0 ERA: 2.7	H: 0 R: 0 ER: 0 SO: 1	BB: 1 IBB: 0 HBP: 0 BLK: 0	WP: 0 HR: 2 S: 7 P: 15	ERA: 0.00 WHIP: 1.000

AB 33  
R 2  
H 5  
RBI 1  
BB 3  
SO 8  
LOB 15



AB 33  
R 6  
H 13  
RBI 6  
BB 3  
SO 4  
LOB 15









Batter	1	2	3	4	5	6	7	8	9	AB	R	H	RBI	BB	SO	LOB	TOP										
31 Jose Tabata, R OBP: 0.391, SLG: 0.357	G6-3		G6-3			1B		K		4	0	1	0	0	1	1	<b>Pittsburgh Pirates @ Cleveland Indians</b> Progressive Field, Cleveland, OH Sat Jun 18 2011, 7:07 PM - 9:52 PM EDT Att: 31,865 - Clear - 76 F										
38 Xavier Paul, L OBP: 0.298, SLG: 0.350	F9			G4-3		K		K		4	0	0	0	0	2	3											
22 Andrew McCutchen, R OBP: 0.363, SLG: 0.469	G6-3			K		K		G4-3		4	0	0	0	0	2	3											
46 Garrett Jones, L OBP: 0.347, SLG: 0.435		G6-3		F7			2B		F7	4	1	1	0	0	0	0											
18 Neil Walker, S OBP: 0.326, SLG: 0.404	G6-3			K		G3		K		4	0	0	0	0	2	1											
37 Lyle Overbay, L OBP: 0.306, SLG: 0.354	BB			G4-3		BB		K		3	0	1	1	1	1	0											
62 Josh Harrison, R OBP: 0.300, SLG: 0.327	FC4-6			G1-3		FC4-6		FC4-6		3	0	0	0	0	0	2											
55 Michael McKenry, R OBP: 0.188, SLG: 0.188			G5-3			1B		G3		2	0	1	0	0	0	0											
23 Matt Diaz, R OBP: 0.293, SLG: 0.313										1	0	0	0	0	0	1											
26 Dusty Brown, R OBP: 0.115, SLG: 0.080										0	0	0	0	0	0	0											
5 Ronny Cedeno, R OBP: 0.278, SLG: 0.310	F9							BB		2	0	0	0	1	0	1											
<b>Inning Stats</b>	R: 0 E: 0 K: 0 S: 5	H: 0 LOB: 0 BB: 0 P: 8	R: 0 E: 0 K: 0 S: 13	H: 0 LOB: 1 BB: 1 P: 23	R: 0 E: 0 K: 0 S: 7	H: 0 LOB: 0 BB: 0 P: 11	R: 0 E: 0 K: 1 S: 8	H: 0 LOB: 0 BB: 0 P: 10	R: 0 E: 0 K: 1 S: 8	H: 2 LOB: 2 BB: 0 P: 12	R: 1 E: 0 K: 0 S: 11	H: 2 LOB: 1 BB: 0 P: 18	R: 0 E: 0 K: 2 S: 11	H: 0 LOB: 1 BB: 1 P: 15	R: 0 E: 0 K: 2 S: 15	H: 0 LOB: 0 BB: 0 P: 22	1B: 3 2B: 1 3B: 0 HR: 0	SF: 0 SAC: 0 DP: 0 HBP: 0	WP: 0 PB: 0 SB: 0 CS: 0	PA: 33							
<b>PITCHER</b>	IP	WLS	BF	H	R	ER	SO	BB	IBB	HBP	BLK	WP	HR	S	P	ERA	WHIP										
59 Carlos Carrasco, R ERA: 3.87	6.1	W	24	4	1	1	4	1	0	0	0	0	0	66	102	1.42	0.789										
36 Joe Smith, R ERA: 1.19	1.2	H	6	0	0	0	2	1	0	0	0	0	0	15	22	0.00	0.600										
49 Tony Sipp, L ERA: 2.08	1.0		3	0	0	0	2	0	0	0	0	0	0	15	22	0.00	0.000										

Batter	1	2	3	4	5	6	7	8	9	AB	R	H	RBI	BB	SO	LOB	BOTTOM										
24 Grady Sizemore, L OBP: 0.318, SLG: 0.500	HBP			G6-3						3	2	2	1	0	0	1	<b>Pittsburgh Pirates @ Cleveland Indians</b> Progressive Field, Cleveland, OH Sat Jun 18 2011, 7:07 PM - 9:52 PM EDT Att: 31,865 - Clear - 76 F										
23 Michael Brantley, L OBP: 0.341, SLG: 0.402	G1-3		G6-3		F8		SF7			3	0	0	1	0	0	2											
13 Asdrubal Cabrera, S OBP: 0.345, SLG: 0.510	1B		L7		G1-3		1B			4	1	2	0	0	0	0											
41 Carlos Santana, S OBP: 0.345, SLG: 0.382	SF7		G5-3		K		K			3	0	0	1	0	2	1											
17 Shin-Soo Choo, L OBP: 0.328, SLG: 0.349	BB		BB		BB		1B			2	0	1	1	2	0	0											
20 Orlando Cabrera, R OBP: 0.270, SLG: 0.326	L8		P6				1B			4	1	1	1	0	0	4											
26 Austin Kearns, R OBP: 0.299, SLG: 0.291				K		1B		K		4	1	2	0	0	2	0											
9 Jack Hannahan, L OBP: 0.312, SLG: 0.356	G6-3			P5		K		G4-3		4	0	0	0	0	1	2											
6 Lou Marson, R OBP: 0.286, SLG: 0.310	G5-3					F8		G5-3		4	0	1	0	0	0	2											
<b>Inning Stats</b>	R: 1 E: 0 K: 0 S: 12	H: 1 LOB: 2 BB: 1 P: 21	R: 1 E: 0 K: 0 S: 11	H: 2 LOB: 1 BB: 0 P: 18	R: 0 E: 0 K: 0 S: 12	H: 0 LOB: 1 BB: 1 P: 18	R: 0 E: 0 K: 1 S: 9	H: 1 LOB: 0 BB: 0 P: 13	R: 0 E: 0 K: 1 S: 8	H: 0 LOB: 0 BB: 0 P: 13	R: 1 E: 0 K: 1 S: 9	H: 2 LOB: 1 BB: 0 P: 13	R: 2 E: 0 K: 1 S: 15	H: 3 LOB: 1 BB: 0 P: 23	R: 0 E: 0 K: 1 S: 7	H: 0 LOB: 0 BB: 0 P: 11		1B: 6 2B: 1 3B: 1 HR: 1	SF: 2 SAC: 0 DP: 0 HBP: 1	WP: 0 PB: 0 SB: 3 CS: 0	PA: 36						
<b>PITCHER</b>	IP	WLS	BF	H	R	ER	SO	BB	IBB	HBP	BLK	WP	HR	S	P	ERA	WHIP										
28 Paul Maholm, L ERA: 3.29	6.1	L	29	7	4	4	3	2	0	1	0	0	0	65	101	5.68	1.421										
65 Tony Watson, L ERA: 1.69	0.2		4	2	1	1	1	0	0	0	0	0	0	11	18	13.50	3.000										
43 Jose Veras, R ERA: 3.38	1.0		3	0	0	0	1	0	0	0	0	0	0	7	11	0.00	0.000										



Batter	1	2	3	4	5	6	7	8	9	10	11	AB	R	H	RBI	BB	SO	LOB	TOP		
22 Andrew McCutchen, R OBP: 0.379, SLG: 0.460		FC5-2		F7		K			BB		G5-3	5	0	0	0	1	2	3			
38 Xavier Paul, L OBP: 0.300, SLG: 0.362		G3-1		G3			G3-1		L7			5	1	1	0	1	0	2			
18 Neil Walker, S OBP: 0.330, SLG: 0.404			G4-3				G5-3				F8	5	1	2	1	0	0	1			
46 Garrett Jones, L OBP: 0.347, SLG: 0.428			G3		K		G3-1				G3-1	5	0	1	0	1	1	2			
23 Matt Diaz, R OBP: 0.282, SLG: 0.311	FC6-4				K				BB		G6-3	4	0	1	1	0	2	2			
55 Michael McKenry, R OBP: 0.176, SLG: 0.176					K							1	0	0	0	0	0	3			
37 Lyle Overbay, L OBP: 0.307, SLG: 0.353									L4			4	0	1	0	1	2	0			
2 Brandon Wood, R OBP: 0.262, SLG: 0.305					K						G6-3	5	0	2	0	0	2	4			
5 Ronny Cedeno, R OBP: 0.280, SLG: 0.317			G5-3		F8		F8		K			5	0	2	0	0	1	5			
26 Dusty Brown, R OBP: 0.130, SLG: 0.107		L3			G5-3				L1-3		G4-3	3	0	1	0	0	0	1			
31 Jose Tabata, R OBP: 0.348, SLG: 0.354					G5-3							2	0	0	0	0	0	1			
<b>Inning Stats</b>	R: 2 E: 1 K: 2 S: 17	H: 3 LOB: 2 BB: 1 P: 30	R: 0 E: 0 K: 0 S: 16	H: 1 LOB: 1 BB: 0 P: 22	R: 0 E: 0 K: 1 S: 21	H: 2 LOB: 3 BB: 0 P: 33	R: 0 E: 0 K: 0 S: 8	H: 0 LOB: 0 BB: 0 P: 12	R: 0 E: 0 K: 2 S: 14	H: 1 LOB: 1 BB: 0 P: 13	R: 0 E: 0 K: 2 S: 10	H: 0 LOB: 3 BB: 2 P: 25	R: 0 E: 0 K: 1 S: 12	H: 1 LOB: 1 BB: 0 P: 14	R: 0 E: 0 K: 0 S: 7	H: 0 LOB: 1 BB: 1 P: 14	1B: 9 2B: 2 3B: 1 HR: 0	SF: 0 SAC: 0 DP: 1 HBP: 1	WP: 0 PB: 3 SB: 3 CS: 1	PA: 49	
<b>PITCHER</b>	IP: 5.0 WLS: 2 BF: 23 H: 7 R: 2 ER: 2 SO: 5	IP: 1.0 WLS: 0 BF: 5 H: 2 R: 0 ER: 0 SO: 2	IP: 1.0 WLS: 0 BF: 3 H: 0 R: 0 ER: 0 SO: 0	IP: 1.0 WLS: 0 BF: 4 H: 1 R: 0 ER: 0 SO: 2	IP: 1.0 WLS: 0 BF: 6 H: 0 R: 0 ER: 0 SO: 0	IP: 1.0 WLS: 0 BF: 6 H: 0 R: 0 ER: 0 SO: 0	IP: 1.0 WLS: 0 BF: 6 H: 0 R: 0 ER: 0 SO: 0	IP: 1.0 WLS: 0 BF: 6 H: 0 R: 0 ER: 0 SO: 0	IP: 1.0 WLS: 0 BF: 6 H: 0 R: 0 ER: 0 SO: 0	IP: 1.0 WLS: 0 BF: 6 H: 0 R: 0 ER: 0 SO: 0	IP: 1.0 WLS: 0 BF: 6 H: 0 R: 0 ER: 0 SO: 0	IP: 1.0 WLS: 0 BF: 6 H: 0 R: 0 ER: 0 SO: 0	IP: 1.0 WLS: 0 BF: 6 H: 0 R: 0 ER: 0 SO: 0	IP: 1.0 WLS: 0 BF: 6 H: 0 R: 0 ER: 0 SO: 0	IP: 1.0 WLS: 0 BF: 6 H: 0 R: 0 ER: 0 SO: 0	IP: 1.0 WLS: 0 BF: 6 H: 0 R: 0 ER: 0 SO: 0	IP: 1.0 WLS: 0 BF: 6 H: 0 R: 0 ER: 0 SO: 0	IP: 1.0 WLS: 0 BF: 6 H: 0 R: 0 ER: 0 SO: 0	IP: 1.0 WLS: 0 BF: 6 H: 0 R: 0 ER: 0 SO: 0	IP: 1.0 WLS: 0 BF: 6 H: 0 R: 0 ER: 0 SO: 0	IP: 1.0 WLS: 0 BF: 6 H: 0 R: 0 ER: 0 SO: 0

Pittsburgh Pirates @ Cleveland Indians  
Progressive Field, Cleveland, OH  
Sun Jun 19 2011, 1:06 PM - 6:29 PM EDT  
Att: 30,023 - Cloudy - 78 F


AB 44  
R 2  
H 11  
RBI 2  
BB 4  
SO 10  
LOB 24



Batter	1	2	3	4	5	6	7	8	9	10	11	AB	R	H	RBI	BB	SO	LOB	BOTTOM		
24 Grady Sizemore, L OBP: 0.309, SLG: 0.484							G6-3					5	0	0	0	0	4	0			
23 Michael Brantley, L OBP: 0.338, SLG: 0.422			P3		F8							5	0	1	0	0	2	0			
13 Adrobal Cabrera, S OBP: 0.340, SLG: 0.502	P5						F7		L3		F7	5	0	0	0	0	1	1			
48 Travis Hafner, L OBP: 0.412, SLG: 0.542							G1-3		F8		F7	4	0	1	0	0	0	0			
17 Shin-Soo Choo, L OBP: 0.332, SLG: 0.354	L7		L3									5	1	3	0	0	0	3			
41 Carlos Santana, S OBP: 0.354, SLG: 0.404			G4-3									3	2	2	1	2	0	0			
35 Cord Phelps, S OBP: 0.250, SLG: 0.333			L4				G4-3		F9			5	2	2	3	0	0	3			
9 Jack Hannahan, L OBP: 0.315, SLG: 0.352			G3-1									2	0	0	0	2	0	0			
6 Lou Marson, R OBP: 0.272, SLG: 0.293			F8									4	0	0	0	0	0	3			
<b>Inning Stats</b>	R: 0 E: 0 K: 1 S: 11	H: 1 LOB: 2 BB: 0 P: 16	R: 2 E: 0 K: 1 S: 8	H: 2 LOB: 0 BB: 1 P: 14	R: 0 E: 0 K: 1 S: 11	H: 1 LOB: 1 BB: 0 P: 15	R: 0 E: 0 K: 0 S: 6	H: 0 LOB: 0 BB: 0 P: 10	R: 0 E: 1 K: 0 S: 11	H: 1 LOB: 2 BB: 1 P: 21	R: 0 E: 0 K: 0 S: 9	H: 0 LOB: 2 BB: 1 P: 15	R: 0 E: 0 K: 1 S: 9	H: 0 LOB: 0 BB: 0 P: 13	R: 3 E: 0 K: 0 S: 6	H: 2 LOB: 0 BB: 1 P: 14	1B: 4 2B: 3 3B: 0 HR: 2	SF: 0 SAC: 0 DP: 1 HBP: 1	WP: 0 PB: 1 SB: 1 CS: 1	PA: 43	
<b>PITCHER</b>	IP: 7.0 WLS: 1 BF: 28 H: 5 R: 2 ER: 1 SO: 4	IP: 1.0 WLS: 0 BF: 3 H: 0 R: 0 ER: 0 SO: 1	IP: 0.1 WLS: 0 BF: 2 H: 0 R: 0 ER: 0 SO: 0	IP: 1.2 WLS: 0 BF: 6 H: 0 R: 0 ER: 0 SO: 2	IP: 1.1 WLS: 0 BF: 5 H: 0 R: 0 ER: 0 SO: 0	IP: 1.1 WLS: 0 BF: 5 H: 0 R: 0 ER: 0 SO: 0	IP: 1.1 WLS: 0 BF: 5 H: 0 R: 0 ER: 0 SO: 0	IP: 1.1 WLS: 0 BF: 5 H: 0 R: 0 ER: 0 SO: 0	IP: 1.1 WLS: 0 BF: 5 H: 0 R: 0 ER: 0 SO: 0	IP: 1.1 WLS: 0 BF: 5 H: 0 R: 0 ER: 0 SO: 0	IP: 1.1 WLS: 0 BF: 5 H: 0 R: 0 ER: 0 SO: 0	IP: 1.1 WLS: 0 BF: 5 H: 0 R: 0 ER: 0 SO: 0	IP: 1.1 WLS: 0 BF: 5 H: 0 R: 0 ER: 0 SO: 0	IP: 1.1 WLS: 0 BF: 5 H: 0 R: 0 ER: 0 SO: 0	IP: 1.1 WLS: 0 BF: 5 H: 0 R: 0 ER: 0 SO: 0	IP: 1.1 WLS: 0 BF: 5 H: 0 R: 0 ER: 0 SO: 0	IP: 1.1 WLS: 0 BF: 5 H: 0 R: 0 ER: 0 SO: 0	IP: 1.1 WLS: 0 BF: 5 H: 0 R: 0 ER: 0 SO: 0	IP: 1.1 WLS: 0 BF: 5 H: 0 R: 0 ER: 0 SO: 0	IP: 1.1 WLS: 0 BF: 5 H: 0 R: 0 ER: 0 SO: 0	IP: 1.1 WLS: 0 BF: 5 H: 0 R: 0 ER: 0 SO: 0

Pittsburgh Pirates @ Cleveland Indians  
Progressive Field, Cleveland, OH  
Sun Jun 19 2011, 1:06 PM - 6:29 PM EDT  
Att: 30,023 - Cloudy - 78 F

AB 38  
R 5  
H 9  
RBI 4  
BB 4  
SO 7  
LOB 10









Batter	1	2	3	4	5	6	7	8	9	AB	R	H	RBI	BB	SO	LOB	TOP									
5 Carlos González, L (1,8) OBP: 0.345, SLG: 0.456										4	1	2	0	0	1	1	<b>Colorado Rockies @ Cleveland Indians</b> Progressive Field, Cleveland, OH Tue Jun 21 2011, 7:06 PM - 10:21 PM EDT Att: 15,877 - Cloudy - 86 F									
18 Jonathan Herrera, S (1,4) OBP: 0.320, SLG: 0.317										3	0	1	1	1	0	2										
17 Todd Helton, L (1,3) OBP: 0.387, SLG: 0.500										4	0	1	0	0	1	2										
2 Troy Tulowitzki, R (1,6) OBP: 0.339, SLG: 0.491									4	0	0	0	0	0	2											
23 Jason Giambi, L (1,10) OBP: 0.382, SLG: 0.684									4	1	3	0	0	1	0											
7 Seth Smith, L (1,9) OBP: 0.370, SLG: 0.555									4	2	3	3	0	0	1											
21 Ty Wigginton, R (1,5) OBP: 0.316, SLG: 0.457									4	0	1	0	0	0	3											
1 Eric Young Jr., S (0, PR) OBP: 0.244, SLG: 0.214									4	0	0	0	0	0	0											
10 Chris Nelson, R (0, S) OBP: 0.292, SLG: 0.484									4	0	0	0	0	0	0											
8 Charlie Blackmon, L (1,7) OBP: 0.352, SLG: 0.346									4	0	0	0	0	0	3											
20 Chris Iannetta, R (1,2) OBP: 0.389, SLG: 0.447									3	0	0	0	1	1	1											
<b>Inning Stats</b>	R: 0 E: 0 K: 1 S: 12	H: 1 LOB: 1 BB: 0 P: 15	R: 0 E: 0 K: 0 S: 14	H: 2 LOB: 1 BB: 0 P: 20	R: 0 E: 0 K: 0 S: 6	H: 0 LOB: 1 BB: 1 P: 12	R: 0 E: 0 K: 0 S: 10	H: 1 LOB: 1 BB: 0 P: 13	R: 1 E: 0 K: 1 S: 13	H: 2 LOB: 0 BB: 0 P: 18	R: 2 E: 0 K: 0 S: 13	H: 2 LOB: 0 BB: 0 P: 18	R: 0 E: 0 K: 1 S: 12	H: 0 LOB: 1 BB: 1 P: 19	R: 0 E: 0 K: 1 S: 10	H: 1 LOB: 0 BB: 0 P: 11	R: 1 E: 0 K: 0 S: 10	H: 2 LOB: 1 BB: 0 P: 14	1B: 6 2B: 3 3B: 0 HR: 2	SF: 0 SAC: 0 DP: 3 HBP: 0	WP: 0 PB: 0 SB: 0 CS: 1	PA: 37				
<b>PITCHER</b>	IP	WLS	BF	H	R	ER	SO	BB	IBB	HBP	BLK	WP	HR	S	P	ERA	WHIP									
51 Mitch Talbot, R (1,1) ERA: 4.91	6.1		27	8	3	3	2	2	0	0	0	0	0	1	73	107	4.26	1.579								
53 Rafael Perez, L (7,1) ERA: 1.17	1.2		5	1	0	0	2	0	0	0	0	0	0	0	17	19	0.00	0.600								
54 Chris Perez, R (0, S) ERA: 2.63	1.0	L	4	2	1	1	0	0	0	0	0	0	0	1	10	14	9.00	2.000								

**Colorado Rockies @ Cleveland Indians**  
 Progressive Field, Cleveland, OH  
 Tue Jun 21 2011, 7:06 PM - 10:21 PM EDT  
 Att: 15,877 - Cloudy - 86 F

AB	34
R	4
H	11
RBI	4
BB	2
SO	4
LOB	15



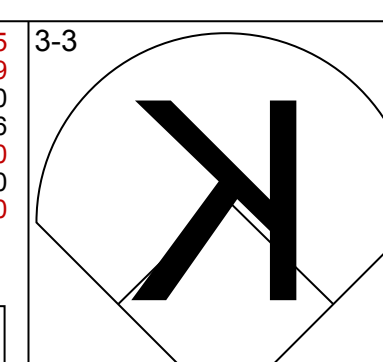
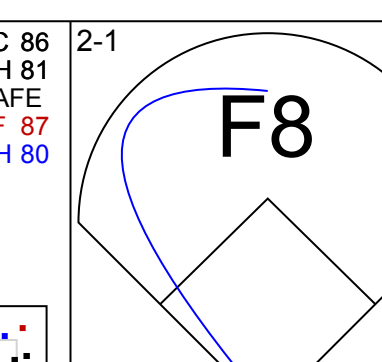
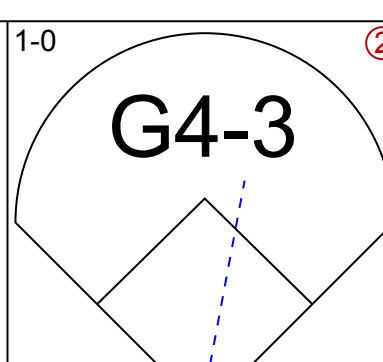
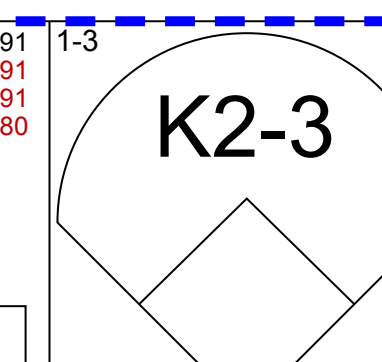
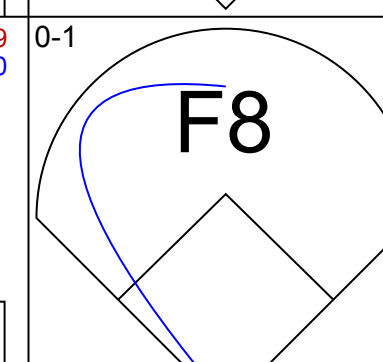
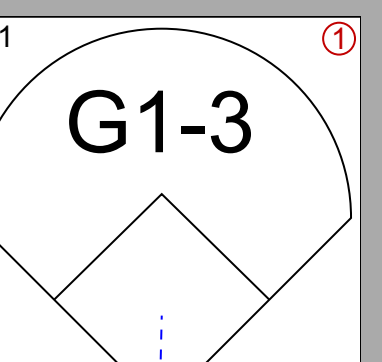
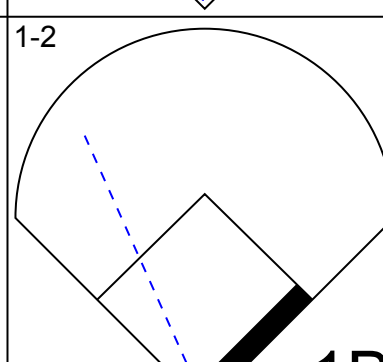
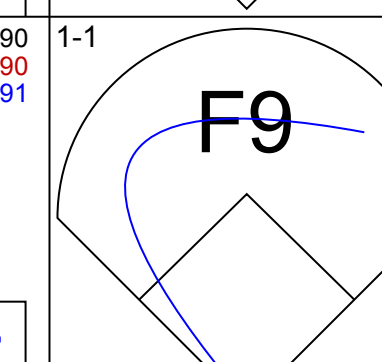
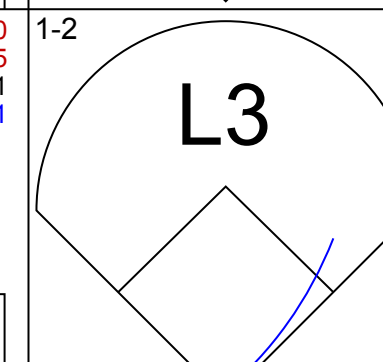
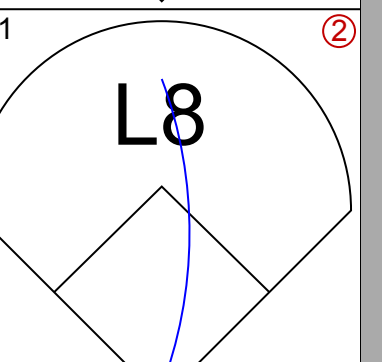
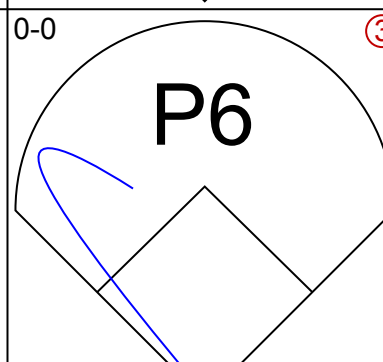
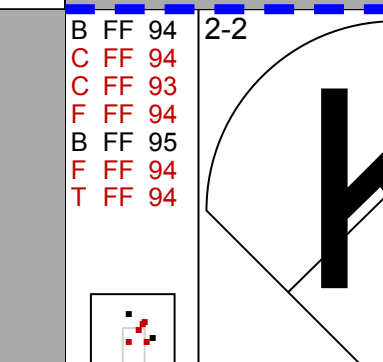
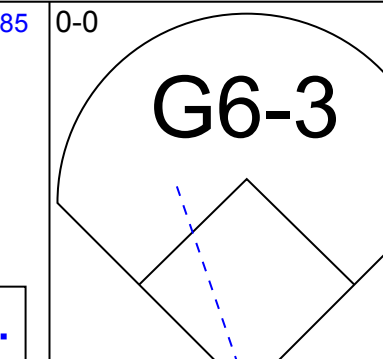
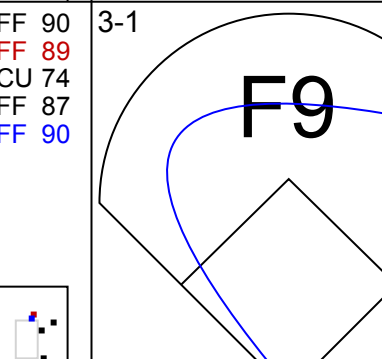
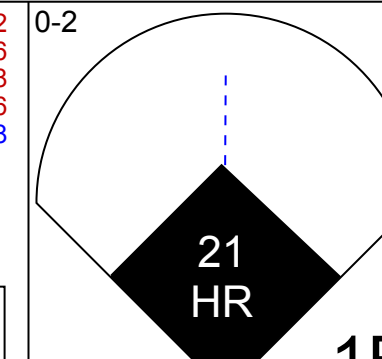
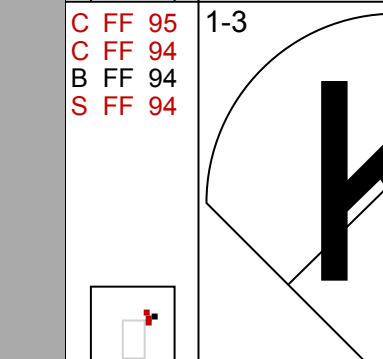
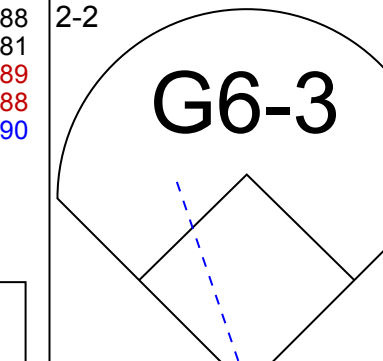
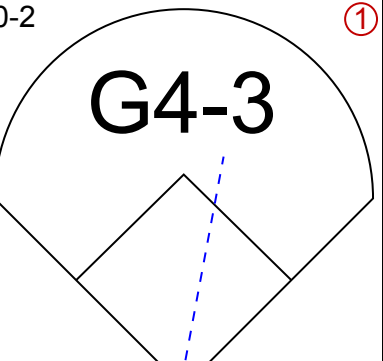
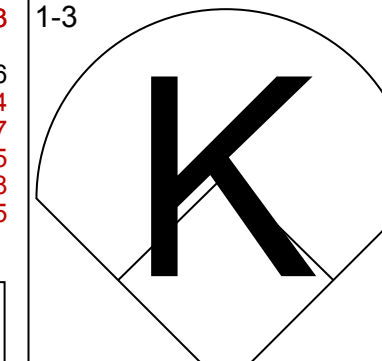
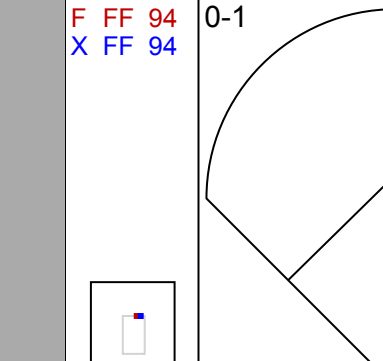
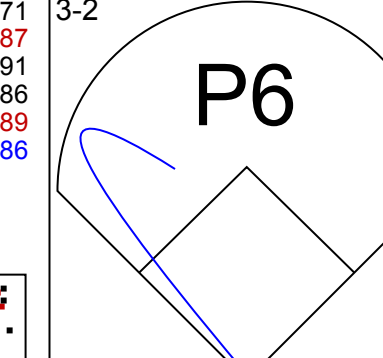
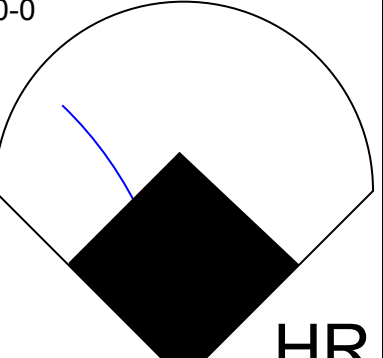
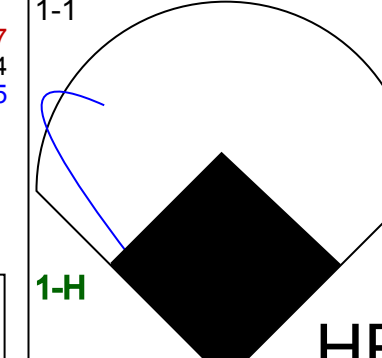
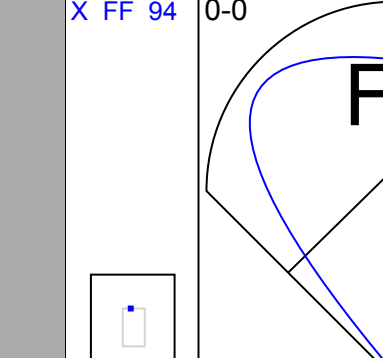
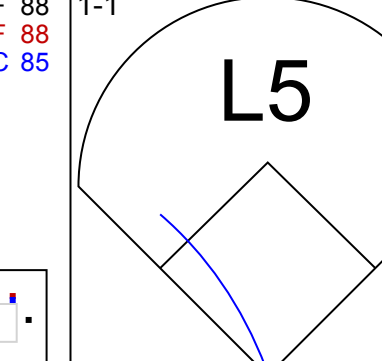
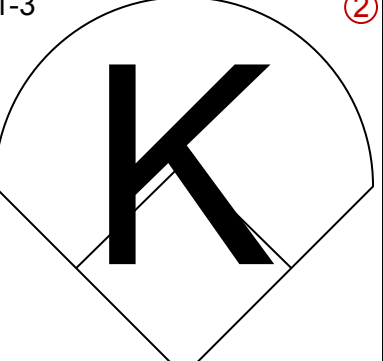
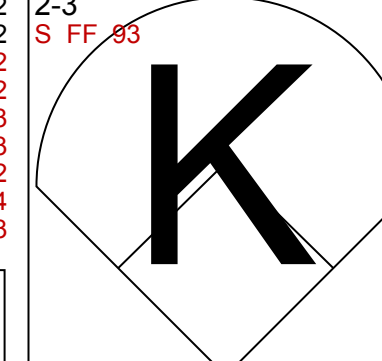
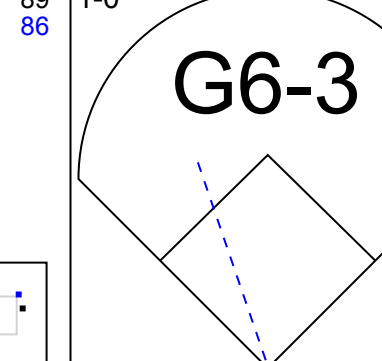
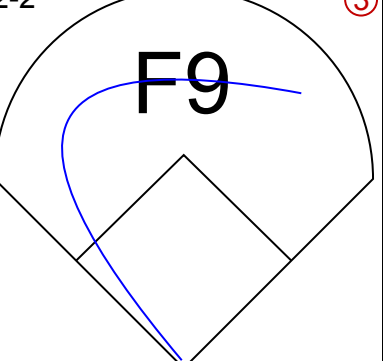
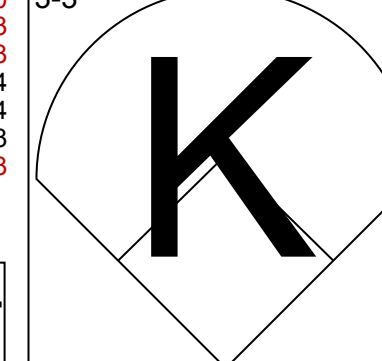
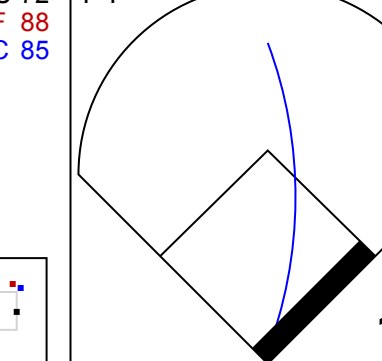
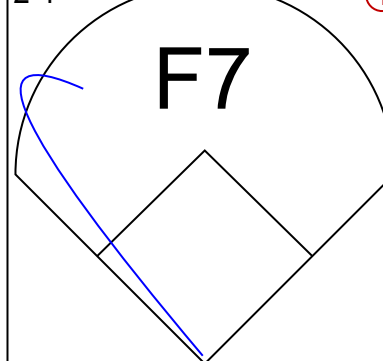
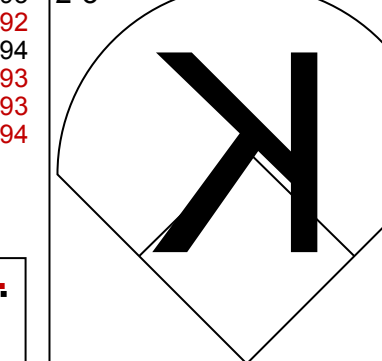
Batter	1	2	3	4	5	6	7	8	9	AB	R	H	RBI	BB	SO	LOB	BOTTOM									
23 Michael Brantley, L (1,8) OBP: 0.338, SLG: 0.396										4	0	0	0	1	1	1	<b>Colorado Rockies @ Cleveland Indians</b> Progressive Field, Cleveland, OH Tue Jun 21 2011, 7:06 PM - 10:21 PM EDT Att: 15,877 - Cloudy - 86 F									
35 Cord Phelps, S (1,4) OBP: 0.303, SLG: 0.414										4	1	2	0	1	0											
13 Asdrúbal Cabrera, S (1,6) OBP: 0.346, SLG: 0.486										2	2	1	0	3	1	0										
48 Travis Hafner, L (1,10) OBP: 0.417, SLG: 0.556									3	0	1	1	1	1	3											
8 Adam Everett, R (0, PR) OBP: 0.230, SLG: 0.246									0	0	0	0	0	0	0											
26 Austin Kearns, R (0, PH) OBP: 0.296, SLG: 0.287									1	0	0	0	0	1	2											
17 Shin-Soo Choo, L (1,9) OBP: 0.330, SLG: 0.351										4	0	1	1	0	2											
41 Carlos Santana, S (1,3) OBP: 0.358, SLG: 0.417										3	0	0	0	1	1	3										
28 Travis Buck, L (1,7) OBP: 0.269, SLG: 0.337										4	0	1	1	0	0	1										
9 Jack Hannahan, L (1,5) OBP: 0.310, SLG: 0.345										4	0	0	0	0	1	2										
6 Lou Marson, R (1,2) OBP: 0.276, SLG: 0.321										3	0	1	0	0	1	0										
24 Grady Sizemore, L (0, PH) OBP: 0.304, SLG: 0.472										1	0	0	0	0	0	0										
<b>Inning Stats</b>	R: 0 E: 0 K: 1 S: 8	H: 0 LOB: 0 BB: 0 P: 12	R: 0 E: 0 K: 0 S: 10	H: 0 LOB: 1 BB: 1 P: 19	R: 0 E: 0 K: 1 S: 10	H: 0 LOB: 3 BB: 3 P: 28	R: 0 E: 0 K: 2 S: 7	H: 0 LOB: 0 BB: 0 P: 11	R: 1 E: 0 K: 1 S: 10	H: 1 LOB: 1 BB: 2 P: 19	R: 0 E: 0 K: 1 S: 9	H: 1 LOB: 0 BB: 0 P: 18	R: 2 E: 0 K: 0 S: 19	H: 4 LOB: 2 BB: 0 P: 28	R: 0 E: 0 K: 1 S: 12	H: 1 LOB: 2 BB: 1 P: 21	1B: 5 2B: 0 3B: 2 HR: 0	SF: 0 SAC: 0 DP: 0 HBP: 0	WP: 0 PB: 0 SB: 1 CS: 0	PA: 40						
<b>PITCHER</b>	IP	WLS	BF	H	R	ER	SO	BB	IBB	HBP	BLK	WP	HR	S	P	ERA	WHIP									
45 Jhoulys Chacin, R (1,1) ERA: 2.71	6.2		27	2	1	1	7	6	0	0	0	0	0	0	60	115	1.35	1.200								
51 Matt Reynolds, L (7,1) ERA: 3.57	0.1	H	1	0	0	0	0	0	0	0	0	0	0	4	7	0.00	0.000									
63 Rafael Betancourt, R (0, S) ERA: 3.99	0.0		3	3	2	2	0	0	0	0	0	0	0	8	12	*	*									
34 Matt Belisle, R (0, S) ERA: 2.41	1.0	W	4	1	0	0	0	0	0	0	0	0	0	11	16	0.00	1.000									
16 Huston Street, R (0, S) ERA: 3.63	1.0	S	5	1	0	0	1	1	0	0	0	0	0	12	21	0.00	2.000									

**Colorado Rockies @ Cleveland Indians**  
 Progressive Field, Cleveland, OH  
 Tue Jun 21 2011, 7:06 PM - 10:21 PM EDT  
 Att: 15,877 - Cloudy - 86 F

AB	33
R	3
H	7
RBI	3
BB	7
SO	8
LOB	14



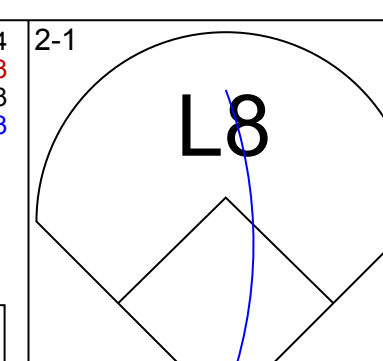
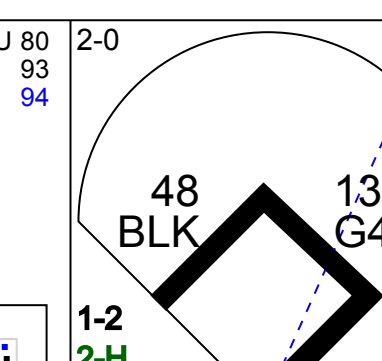
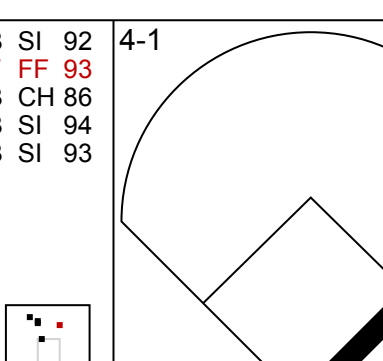
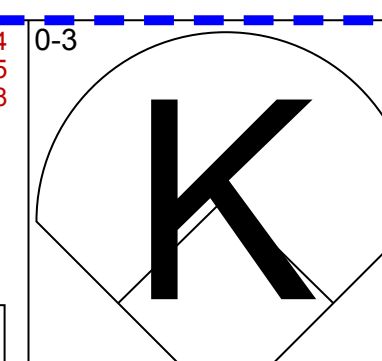
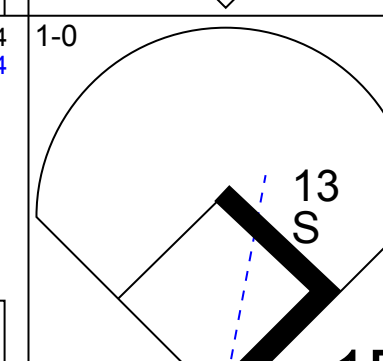
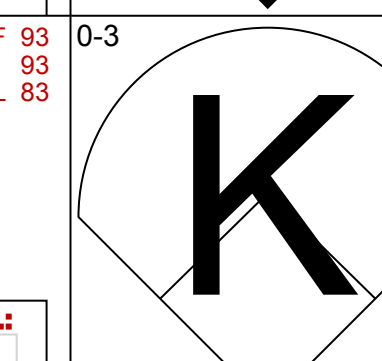
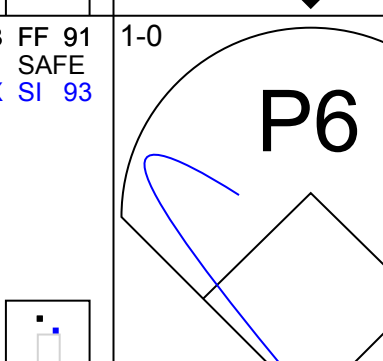
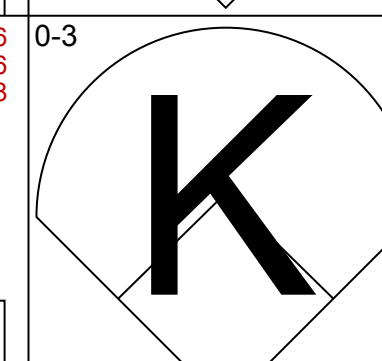
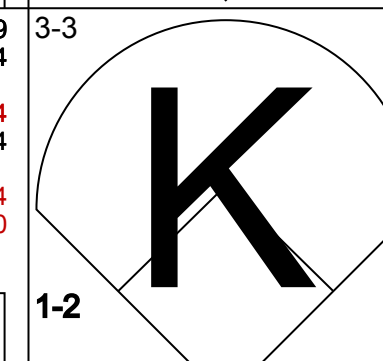
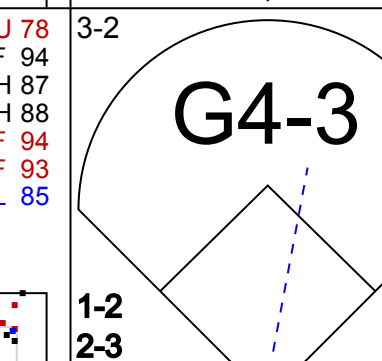

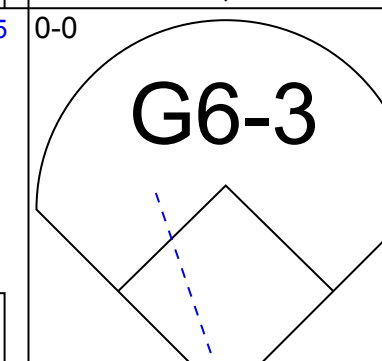
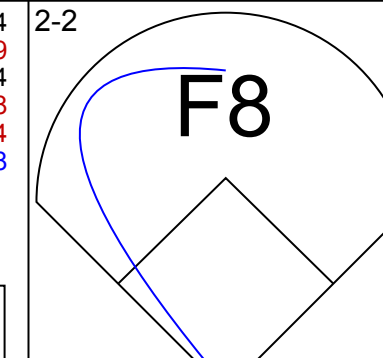
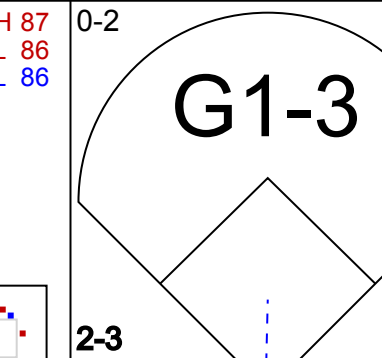







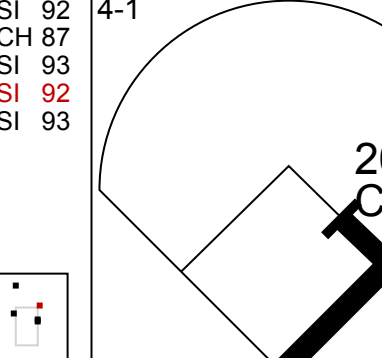




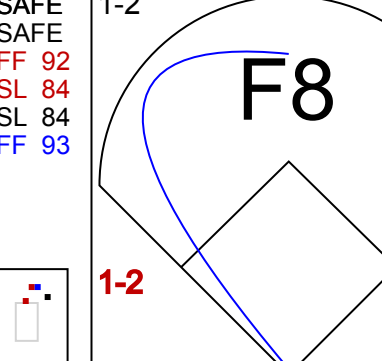



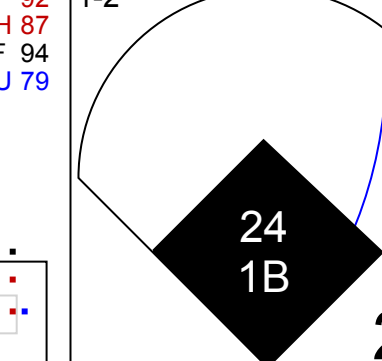
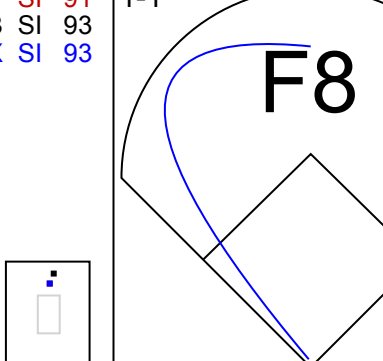

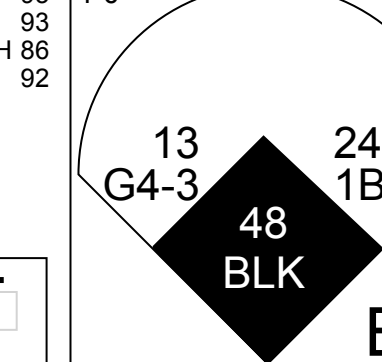
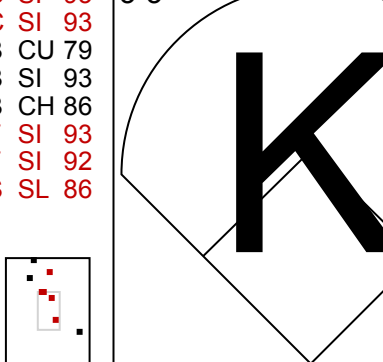

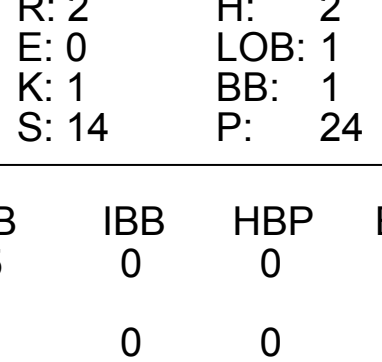
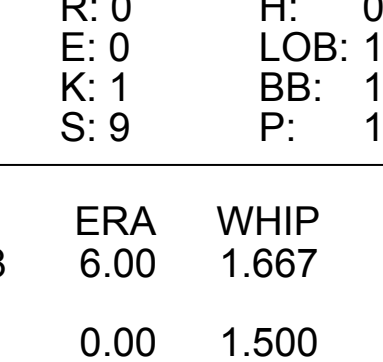
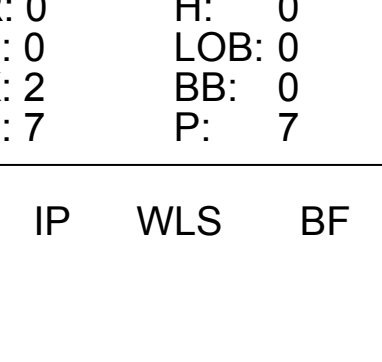


Batter	1	2	3	4	5	6	7	8	9	AB	R	H	RBI	BB	SO	LOB	TOP										
5 Carlos González, L (1.8) OBP: 0.341, SLG: 0.450										4	0	0	0	0	2	1											
18 Jonathan Herrera, S (1.4) OBP: 0.319, SLG: 0.319										4	0	1	0	0	0	0											
23 Jason Giambi, L (1.10) OBP: 0.361, SLG: 0.639										4	0	0	0	0	1	1											
2 Troy Tulowitzki, R (1.6) OBP: 0.338, SLG: 0.488										4	1	1	0	0	1	0											
7 Seth Smith, L (1.9) OBP: 0.368, SLG: 0.554										4	0	1	0	0	1	1											
21 Ty Wigginton, R (1.3) OBP: 0.322, SLG: 0.489										4	2	2	3	0	0	1											
10 Chris Nelson, R (1.5) OBP: 0.279, SLG: 0.462										3	0	0	0	0	2	0											
19 Ryan Spilborghs, R (1.7) OBP: 0.311, SLG: 0.333										3	0	0	0	0	1	0											
15 Matt Paganzzi, R (1.2) OBP: 0.333, SLG: 0.200										3	0	1	0	0	1	0											
<b>Inning Stats</b>	R: 0 E: 0 K: 1 S: 9	H: 0 LOB: 0 BB: 0 P: 13	R: 0 E: 0 K: 0 S: 7	H: 0 LOB: 0 BB: 0 P: 12	R: 0 E: 0 K: 0 S: 7	H: 1 LOB: 1 BB: 0 P: 12	R: 0 E: 0 K: 0 S: 6	H: 0 LOB: 0 BB: 0 P: 9	R: 1 E: 0 K: 1 S: 11	H: 1 LOB: 0 BB: 0 P: 14	R: 0 E: 0 K: 0 S: 7	H: 1 LOB: 1 BB: 0 P: 11	R: 2 E: 0 K: 3 S: 25	H: 2 LOB: 0 BB: 0 P: 32	R: 0 E: 0 K: 2 S: 9	H: 0 LOB: 0 BB: 0 P: 13	R: 0 E: 0 K: 2 S: 11	H: 1 LOB: 1 BB: 0 P: 14	1B: 3 2B: 1 3B: 0 HR: 2	SF: 0 SAC: 0 DP: 0 HBP: 0	WP: 0 PB: 0 SB: 0 CS: 0	PA: 33					
<b>PITCHER</b>	IP	WLS	BF	H	R	ER	SO	BB	IBB	HBP	BLK	WP	HR	S	P	ERA	WHIP										
43 Josh Tomlin, R (1.1) ERA: 3.95	6.1	W	24	5	3	3	3	0	0	0	0	0	2	60	86	4.26	0.789										
52 Vinnie Pestano, R (7.1) ERA: 1.33	1.0	H	3	0	0	0	3	0	0	0	0	0	0	16	23	0.00	0.000										
49 Tony Sipp, L (8.1) ERA: 1.99	0.2	H	2	0	0	0	1	0	0	0	0	0	0	5	7	0.00	0.000										
54 Chris Perez, R (9.1) ERA: 2.54	1.0	S	4	1	0	0	2	0	0	0	0	0	0	11	14	0.00	1.000										

Colorado Rockies @ Cleveland Indians  
Progressive Field, Cleveland, OH  
Wed Jun 22 2011, 7:07 PM - 9:52 PM EDT  
Att: 17,568 - Clear - 82 F

AB 33  
R 3  
H 6  
RBI 3  
BB 0  
SO 9  
LOB 4



Batter	1	2	3	4	5	6	7	8	9	AB	R	H	RBI	BB	SO	LOB	BOTTOM										
24 Grady Sizemore, L (1.8) OBP: 0.308, SLG: 0.470										3	0	1	1	1	1	0											
35 Cord Phelps, S (1.4) OBP: 0.297, SLG: 0.394										4	0	1	0	0	2	3											
6 Lou Marson, R (8.2) OBP: 0.276, SLG: 0.321										0	0	0	0	0	0	0											
13 Asdrúbal Cabrera, S (1.6) OBP: 0.345, SLG: 0.498										4	1	1	0	0	1	3											
48 Travis Hafner, L (1.10) OBP: 0.412, SLG: 0.569										4	1	1	2	0	1	2											
17 Shin-Soo Choo, L (1.9) OBP: 0.332, SLG: 0.355										3	0	1	0	1	0	0											
41 Carlos Santana, S (1.2) OBP: 0.360, SLG: 0.414										2	0	0	0	2	1	1											
20 Orlando Cabrera, R (1.5) OBP: 0.269, SLG: 0.321										4	0	0	0	0	0	4											
28 Travis Buck, L (1.7) OBP: 0.278, SLG: 0.347										3	1	1	0	1	1	2											
9 Jack Hannahan, L (1.3) OBP: 0.310, SLG: 0.342										2	1	0	0	1	1	2											
<b>Inning Stats</b>	R: 0 E: 0 K: 1 S: 10	H: 1 LOB: 1 BB: 0 P: 18	R: 0 E: 0 K: 1 S: 6	H: 0 LOB: 0 BB: 0 P: 12	R: 2 E: 0 K: 1 S: 14	H: 2 LOB: 1 BB: 1 P: 24	R: 0 E: 0 K: 0 S: 9	H: 0 LOB: 0 BB: 1 P: 16	R: 0 E: 0 K: 1 S: 9	H: 0 LOB: 1 BB: 1 P: 18	R: 2 E: 0 K: 0 S: 10	H: 2 LOB: 2 BB: 2 P: 20	R: 0 E: 0 K: 2 S: 7	H: 0 LOB: 0 BB: 0 P: 7	R: 0 E: 0 K: 2 S: 10	H: 1 LOB: 2 BB: 1 P: 22	1B: 2 2B: 3 3B: 0 HR: 1	SF: 0 SAC: 0 DP: 0 HBP: 0	WP: 0 PB: 0 SB: 1 CS: 1	PA: 35							
<b>PITCHER</b>	IP	WLS	BF	H	R	ER	SO	BB	IBB	HBP	BLK	WP	HR	S	P	ERA	WHIP										
46 Jason Hammel, R (1.1) ERA: 4.13	6.0	L	27	5	4	4	4	5	0	0	0	0	0	12	108	6.00	1.667										
49 Rex Brothers, L (7.1) ERA: 5.4	1.1		6	1	0	0	3	1	0	0	0	0	0	5	9	0.00	0.000										
34 Matt Belisle, R (8.1) ERA: 2.36	0.2		2	0	0	0	1	0	0	0	0	0	0	5	9	0.00	0.000										

Colorado Rockies @ Cleveland Indians  
Progressive Field, Cleveland, OH  
Wed Jun 22 2011, 7:07 PM - 9:52 PM EDT  
Att: 17,568 - Clear - 82 F

AB 29  
R 4  
H 6  
RBI 3  
BB 6  
SO 8  
LOB 17

















Batter	1	2	3	4	5	6	7	8	9	AB	R	H	RBI	BB	SO	LOB	TOP							
23 Michael Brantley, L OBP: 0.335, SLG: 0.592										5	0	0	0	0	0	3	2							
35 Cord Phelps, S OBP: 0.285, SLG: 0.366										4	1	1	0	0	1	2								
49 Tony Sipp, L										0	0	0	0	0	0	0								
52 Vinnie Pestano, R										0	0	0	0	0	0	0								
53 Rafael Perez, L										0	0	0	0	0	0	0								
9 Jack Hannah, L OBP: 0.304, SLG: 0.333										0	0	0	0	0	0	0								
13 Asdrubal Cabrera, S OBP: 0.340, SLG: 0.592										4	2	2	2	0	0	0								
41 Carlos Santana, S OBP: 0.357, SLG: 0.402										3	1	0	0	1	2	0								
24 Grady Sizemore, L OBP: 0.294, SLG: 0.445										4	0	1	0	0	1	2								
28 Travis Buck, L OBP: 0.274, SLG: 0.340										4	0	1	1	0	1	1								
8 Lonnie Chisenhall, L OBP: 0.500, SLG: 0.750										4	0	2	1	0	0	0								
54 Chris Perez, R										0	0	0	0	0	0	0								
6 Lou Marson, R OBP: 0.278, SLG: 0.311										4	0	1	0	0	0	2								
51 Mitch Talbot, R										4	0	1	0	0	0	2								
48 Travis Hafner, L OBP: 0.408, SLG: 0.560										1	0	0	0	0	0	0								
38 Joe Smith, R										1	0	0	0	0	1	2								
20 Orlando Cabrera, R OBP: 0.275, SLG: 0.335										0	0	0	0	0	0	0								
										1	1	1	1	0	0	0								
<b>Inning Stats</b>	R: 2 E: 0 K: 2 S: 14	H: 3 LOB: 1 BB: 0 P: 18	R: 0 E: 0 K: 0 S: 6	H: 0 LOB: 0 BB: 0 P: 9	R: 0 E: 0 K: 0 S: 3	H: 0 LOB: 0 BB: 0 P: 6	R: 0 E: 0 K: 3 S: 9	H: 0 LOB: 0 BB: 0 P: 13	R: 0 E: 0 K: 1 S: 11	H: 2 LOB: 2 BB: 0 P: 15	R: 2 E: 0 K: 1 S: 15	H: 3 LOB: 2 BB: 1 P: 26	R: 0 E: 0 K: 1 S: 6	H: 0 LOB: 0 BB: 0 P: 7	R: 0 E: 0 K: 0 S: 7	H: 0 LOB: 0 BB: 0 P: 9	R: 1 E: 0 K: 1 S: 10	H: 1 LOB: 0 BB: 0 P: 15	1B: 5 2B: 2 3B: 0 HR: 2	SF: 0 SAC: 1 DP: 0 HBP: 0	WP: 0 PB: 0 SB: 0 CS: 0	PA: 37		
<b>PITCHER</b>	IP WLS BF H R ER SO BB IBB HBP BLK WP HR S P ERA WHIP	8.0 L 4 1 1 1 1 0 0 0 0 0 1 71 103 4.50 1.125	1.0 L 4 1 1 1 1 0 0 0 0 0 1 10 15 9.00 1.000																					

**Cleveland Indians @ Arizona Diamondbacks**  
Chase Field, Phoenix, AZ  
Mon Jun 27 2011, 6:41 PM - 9:22 PM MST  
Att: 25,730 - Roof Closed - 82 F

livebaseballscorecards.com

AB 35  
R 5  
H 9  
RBI 5  
BB 1  
SO 9  
LOB 11

**C**

Batter	1	2	3	4	5	6	7	8	9	AB	R	H	RBI	BB	SO	LOB	BOTTOM							
2 Kelly Johnson, L OBP: 0.290, SLG: 0.408										2	1	1	1	2	1	0								
6 Stephen Drew, L OBP: 0.343, SLG: 0.417										4	1	1	1	0	0	2								
10 Justin Upton, R OBP: 0.388, SLG: 0.515										3	1	1	1	1	0	0								
24 Chris Young, R OBP: 0.324, SLG: 0.486										4	0	1	0	0	1	2								
26 Miguel Montero, L OBP: 0.349, SLG: 0.471										4	0	0	1	0	1	3								
14 Ryan Roberts, R OBP: 0.342, SLG: 0.444										4	0	1	0	0	0	1								
46 Juan Miranda, L OBP: 0.339, SLG: 0.433										2	0	0	0	0	1	1								
18 Willie Bloomquist, R OBP: 0.299, SLG: 0.344										1	0	0	0	0	0	0								
8 Gerardo Parra, L OBP: 0.339, SLG: 0.398										2	0	0	0	0	0	0								
22 Xavier Nady, R OBP: 0.236, SLG: 0.369										2	0	0	0	0	0	1								
31 Ian Kennedy, R OBP: 0.147, SLG: 0.094										2	0	0	0	0	0	1								
16 Willy Mo Peña, R OBP: 0.208, SLG: 0.458										1	1	1	0	0	0	0								
40 J.J. Putz, R										0	0	0	0	0	0	0								
4 Melvin Mora, R OBP: 0.246, SLG: 0.278										1	0	0	0	0	0	1								
<b>Inning Stats</b>	R: 3 E: 0 K: 0 S: 11	H: 3 LOB: 1 BB: 1 P: 21	R: 0 E: 1 K: 0 S: 9	H: 0 LOB: 1 BB: 1 P: 17	R: 0 E: 0 K: 0 S: 7	H: 0 LOB: 0 BB: 0 P: 10	R: 0 E: 0 K: 1 S: 7	H: 0 LOB: 0 BB: 0 P: 12	R: 0 E: 0 K: 1 S: 7	H: 0 LOB: 0 BB: 0 P: 11	R: 0 E: 0 K: 0 S: 15	H: 0 LOB: 0 BB: 0 P: 18	R: 0 E: 0 K: 0 S: 5	H: 0 LOB: 0 BB: 0 P: 8	R: 1 E: 0 K: 2 S: 22	H: 2 LOB: 2 BB: 1 P: 36	R: 0 E: 0 K: 0 S: 6	H: 1 LOB: 1 BB: 0 P: 7	1B: 3 2B: 2 3B: 2 HR: 0	SF: 0 SAC: 1 DP: 1 HBP: 0	WP: 0 PB: 0 SB: 0 CS: 0	PA: 36		
<b>PITCHER</b>	IP WLS BF H R ER SO BB IBB HBP BLK WP HR S P ERA WHIP	5.0 H 4 0 0 0 0 2 0 0 0 0 0 17 21 0.00 0.000	1.1 H 4 0 0 0 0 0 0 0 0 0 0 3 5 0.00 0.000	0.2 H 2 0 0 0 0 0 0 0 0 0 0 3 5 0.00 0.000	0.2 B 5 2 1 1 1 0 1 0 0 0 0 3 4 0.00 0.000	0.1 W 1 0 0 0 1 0 0 0 0 0 0 3 4 0.00 0.000																		

**Cleveland Indians @ Arizona Diamondbacks**  
Chase Field, Phoenix, AZ  
Mon Jun 27 2011, 6:41 PM - 9:22 PM MST  
Att: 25,730 - Roof Closed - 82 F

livebaseballscorecards.com

AB 32  
R 4  
H 6  
RBI 4  
BB 3  
SO 4  
LOB 12

**A**




















Batter	1	2	3	4	5	6	7	8	9	AB	R	H	RBI	BB	SO	LOB	TOP							
23 Michael Brantley, L OBP: 0.330, SLG: 0.591										3	1	1	0	1	0	1								
35 Cord Phelps, S OBP: 0.280, SLG: 0.333										3	1	0	0	1	1	1								
13 Adrúbal Cabrera, S OBP: 0.341, SLG: 0.496										4	0	0	0	0	3	3								
41 Carlos Santana, S OBP: 0.353, SLG: 0.416										4	0	0	0	0	3	3								
24 Grady Sizemore, L OBP: 0.290, SLG: 0.449										4	0	1	2	0	1	0								
8 Lonnie Chisenhall, L OBP: 0.300, SLG: 0.400										4	1	1	0	0	0	1								
47 Shelley Duncan, R OBP: 0.270, SLG: 0.404										4	2	3	2	0	0	0								
6 Lou Marson, R OBP: 0.272, SLG: 0.302										4	0	0	0	0	1	2								
51 Mitch Talbot, R ERA: 4.03										1	0	0	0	0	1	0								
9 Jack Hannahan, L OBP: 0.303, SLG: 0.333										1	0	0	0	0	0	0								
45 Josh Judy, R ERA: 3.0										0	0	0	0	0	0	0								
48 Travis Hafner, L ERA: 6.42										1	0	1	1	0	0	0								
37 Chad Durbin, R ERA: 6.42										0	0	0	0	0	0	0								
38 Joe Smith, R ERA: 0.95										0	0	0	0	0	0	0								
<b>Inning Stats</b>	R: 0 E: 0 K: 2 S: 9	H: 1 LOB: 1 BB: 0 P: 17	R: 2 E: 0 K: 1 S: 13	H: 2 LOB: 1 BB: 0 P: 14	R: 0 E: 0 K: 1 S: 7	H: 0 LOB: 0 BB: 0 P: 11	R: 0 E: 0 K: 2 S: 15	H: 0 LOB: 0 BB: 0 P: 20	R: 0 E: 0 K: 1 S: 6	H: 0 LOB: 0 BB: 0 P: 9	R: 2 E: 0 K: 1 S: 12	H: 1 LOB: 1 BB: 2 P: 22	R: 1 E: 0 K: 0 S: 7	H: 2 LOB: 0 BB: 0 P: 11	R: 0 E: 0 K: 2 S: 12	H: 0 LOB: 0 BB: 0 P: 15	R: 0 E: 0 K: 10 S: 10	H: 1 LOB: 1 BB: 0 P: 15	1B: 5 2B: 1 3B: 0 HR: 1	SF: 0 SAC: 0 DP: 1 HBP: 0	WP: 0 PB: 0 SB: 1 CS: 0	PA: 35		
<b>PITCHER</b>	IP WLS BF H R ER SO BB IBB HBP BLK WP HR S P ERA WHIP	IP WLS BF H R ER SO BB IBB HBP BLK WP HR S P ERA WHIP	IP WLS BF H R ER SO BB IBB HBP BLK WP HR S P ERA WHIP	IP WLS BF H R ER SO BB IBB HBP BLK WP HR S P ERA WHIP	IP WLS BF H R ER SO BB IBB HBP BLK WP HR S P ERA WHIP	IP WLS BF H R ER SO BB IBB HBP BLK WP HR S P ERA WHIP	IP WLS BF H R ER SO BB IBB HBP BLK WP HR S P ERA WHIP	IP WLS BF H R ER SO BB IBB HBP BLK WP HR S P ERA WHIP	IP WLS BF H R ER SO BB IBB HBP BLK WP HR S P ERA WHIP	IP WLS BF H R ER SO BB IBB HBP BLK WP HR S P ERA WHIP	IP WLS BF H R ER SO BB IBB HBP BLK WP HR S P ERA WHIP	IP WLS BF H R ER SO BB IBB HBP BLK WP HR S P ERA WHIP	IP WLS BF H R ER SO BB IBB HBP BLK WP HR S P ERA WHIP	IP WLS BF H R ER SO BB IBB HBP BLK WP HR S P ERA WHIP	IP WLS BF H R ER SO BB IBB HBP BLK WP HR S P ERA WHIP	IP WLS BF H R ER SO BB IBB HBP BLK WP HR S P ERA WHIP	IP WLS BF H R ER SO BB IBB HBP BLK WP HR S P ERA WHIP	IP WLS BF H R ER SO BB IBB HBP BLK WP HR S P ERA WHIP	IP WLS BF H R ER SO BB IBB HBP BLK WP HR S P ERA WHIP	IP WLS BF H R ER SO BB IBB HBP BLK WP HR S P ERA WHIP	IP WLS BF H R ER SO BB IBB HBP BLK WP HR S P ERA WHIP	IP WLS BF H R ER SO BB IBB HBP BLK WP HR S P ERA WHIP	IP WLS BF H R ER SO BB IBB HBP BLK WP HR S P ERA WHIP	IP WLS BF H R ER SO BB IBB HBP BLK WP HR S P ERA WHIP

Cleveland Indians @ Cincinnati Reds  
Great American Ball Park, Cincinnati, OH  
Sun Jul 03 2011, 1:11 PM - 3:52 PM EDT  
Att: 34,948 - Partly Cloudy - 87 F


AB 33  
R 5  
H 7  
RBI 5  
BB 2  
SO 10  
LOB 11



Batter	1	2	3	4	5	6	7	8	9	AB	R	H	RBI	BB	SO	LOB	BOTTOM							
15 Fred Lewis, L OBP: 0.364, SLG: 0.365										5	1	2	2	0	1	1								
48 Francisco Cordero, R ERA: 5.62										0	0	0	0	0	0	0								
4 Brandon Phillips, R OBP: 0.345, SLG: 0.425										4	0	1	0	0	1	1								
19 Joey Volto, L OBP: 0.431, SLG: 0.500										3	0	0	1	0	1	1								
32 Jay Bruce, L OBP: 0.334, SLG: 0.490										3	0	0	0	1	0	1								
55 Ramon Hernandez, R OBP: 0.365, SLG: 0.503										3	0	1	1	0	0	0								
28 Chris Heisey, R OBP: 0.324, SLG: 0.477										4	1	2	1	0	1	0								
16 Edgar Renteria, R OBP: 0.315, SLG: 0.282										4	2	2	1	0	0	2								
54 Aroldis Chapman, L ERA: 3.35										0	0	0	0	0	0	0								
6 Drew Stubbs, R OBP: 0.325, SLG: 0.402										3	2	2	1	1	0	0								
43 Miguel Cairo, R OBP: 0.356, SLG: 0.407										2	1	1	0	0	0	1								
44 Mike Leake, R OBP: 0.267, SLG: 0.333										0	0	0	0	0	0	0								
40 Nick Masset, R ERA: 3.0										1	0	0	0	0	0	0								
7 Paul Janish, R OBP: 0.253, SLG: 0.267										0	0	0	0	0	0	0								
<b>Inning Stats</b>	R: 0 E: 1 K: 2 S: 11	H: 0 LOB: 1 BB: 0 P: 14	R: 3 E: 0 K: 1 S: 18	H: 4 LOB: 1 BB: 0 P: 30	R: 0 E: 0 K: 0 S: 10	H: 2 LOB: 2 BB: 0 P: 11	R: 3 E: 0 K: 0 S: 10	H: 4 LOB: 1 BB: 1 P: 18	R: 1 E: 0 K: 1 S: 9	H: 1 LOB: 1 BB: 1 P: 18	R: 0 E: 0 K: 0 S: 14	H: 0 LOB: 0 BB: 0 P: 19	R: 0 E: 0 K: 0 S: 8	H: 0 LOB: 0 BB: 0 P: 11	R: 0 E: 0 K: 0 S: 9	H: 0 LOB: 0 BB: 0 P: 15	R: 0 E: 0 K: 10 S: 10	H: 0 LOB: 0 BB: 0 P: 15	1B: 9 2B: 1 3B: 0 HR: 2	SF: 2 SAC: 1 DP: 1 HBP: 0	WP: 1 PB: 0 SB: 0 CS: 0	PA: 37		
<b>PITCHER</b>	IP WLS BF H R ER SO BB IBB HBP BLK WP HR S P ERA WHIP	IP WLS BF H R ER SO BB IBB HBP BLK WP HR S P ERA WHIP	IP WLS BF H R ER SO BB IBB HBP BLK WP HR S P ERA WHIP	IP WLS BF H R ER SO BB IBB HBP BLK WP HR S P ERA WHIP	IP WLS BF H R ER SO BB IBB HBP BLK WP HR S P ERA WHIP	IP WLS BF H R ER SO BB IBB HBP BLK WP HR S P ERA WHIP	IP WLS BF H R ER SO BB IBB HBP BLK WP HR S P ERA WHIP	IP WLS BF H R ER SO BB IBB HBP BLK WP HR S P ERA WHIP	IP WLS BF H R ER SO BB IBB HBP BLK WP HR S P ERA WHIP	IP WLS BF H R ER SO BB IBB HBP BLK WP HR S P ERA WHIP	IP WLS BF H R ER SO BB IBB HBP BLK WP HR S P ERA WHIP	IP WLS BF H R ER SO BB IBB HBP BLK WP HR S P ERA WHIP	IP WLS BF H R ER SO BB IBB HBP BLK WP HR S P ERA WHIP	IP WLS BF H R ER SO BB IBB HBP BLK WP HR S P ERA WHIP	IP WLS BF H R ER SO BB IBB HBP BLK WP HR S P ERA WHIP	IP WLS BF H R ER SO BB IBB HBP BLK WP HR S P ERA WHIP	IP WLS BF H R ER SO BB IBB HBP BLK WP HR S P ERA WHIP	IP WLS BF H R ER SO BB IBB HBP BLK WP HR S P ERA WHIP	IP WLS BF H R ER SO BB IBB HBP BLK WP HR S P ERA WHIP	IP WLS BF H R ER SO BB IBB HBP BLK WP HR S P ERA WHIP	IP WLS BF H R ER SO BB IBB HBP BLK WP HR S P ERA WHIP	IP WLS BF H R ER SO BB IBB HBP BLK WP HR S P ERA WHIP	IP WLS BF H R ER SO BB IBB HBP BLK WP HR S P ERA WHIP	IP WLS BF H R ER SO BB IBB HBP BLK WP HR S P ERA WHIP

Cleveland Indians @ Cincinnati Reds  
Great American Ball Park, Cincinnati, OH  
Sun Jul 03 2011, 1:11 PM - 3:52 PM EDT  
Att: 34,948 - Partly Cloudy - 87 F

AB 32  
R 7  
H 11  
RBI 7  
BB 2  
SO 4  
LOB 7





Batter	1	2	3	4	5	6	7	8	9	AB	R	H	RBI	BB	SO	LOB	TOP					
2 Derek Jeter, R OBP: 0.320, SLG: 0.320	E5 14 BB		F8			G5-3		L6		4	0	0	0	0	0	0	New York Yankees @ Cleveland Indians Progressive Field, Cleveland, OH Mon Jul 04 2011, 6:36 PM - 9:12 PM EDT Att: 40,676 - Clear - 79 F					
14 Curtis Granderson, L OBP: 0.366, SLG: 0.590			G3-1			K		HR		3	1	1	1	1	1	0						
25 Mark Teixeira, S OBP: 0.350, SLG: 0.532	F8							G3		4	1	1	0	0	0	2						
13 Alex Rodriguez, R OBP: 0.369, SLG: 0.493	P4					G5-3				4	0	0	0	0	1	3						
24 Robinson Canó, L OBP: 0.342, SLG: 0.516	F8					K				4	1	1	0	0	1	2						
33 Nick Swisher, S OBP: 0.356, SLG: 0.419						G3-1				4	0	1	2	0	1	0						
20 Jorge Posada, S OBP: 0.324, SLG: 0.411						F7				3	0	0	0	0	0	1						
55 Russell Martin, R OBP: 0.323, SLG: 0.388						L4				3	0	0	0	0	0	1						
11 Brett Gardner, L OBP: 0.350, SLG: 0.405			L9							3	0	0	0	0	2	0						
<b>Inning Stats</b>	R: 0 E: 0 K: 0 S: 8	H: 0 LOB: 2 BB: 1 P: 17	R: 0 E: 0 K: 1 S: 8	H: 0 LOB: 0 BB: 0 P: 11	R: 0 E: 0 K: 0 S: 8	H: 0 LOB: 0 BB: 0 P: 13	R: 0 E: 0 K: 1 S: 5	H: 0 LOB: 0 BB: 0 P: 8	R: 0 E: 0 K: 2 S: 8	H: 0 LOB: 0 BB: 0 P: 11	R: 0 E: 0 K: 2 S: 8	H: 0 LOB: 0 BB: 0 P: 12	R: 2 E: 0 K: 1 S: 13	H: 3 LOB: 1 BB: 0 P: 18	R: 1 E: 0 K: 1 S: 15	H: 1 LOB: 0 BB: 0 P: 22	R: 0 E: 0 K: 0 S: 5	H: 0 LOB: 0 BB: 0 P: 6	1B: 2 2B: 1 3B: 0 HR: 1	SF: 0 SAC: 0 DP: 0 HBP: 0	WP: 0 PB: 0 SB: 0 CS: 0	PA: 33
<b>PITCHER</b>	IP WLS BF H R ER SO BB IBB HBP BLK WP HR S P ERA WHIP																					
43 Josh Tomlin, R ERA: 3.78	7.0 W 26 3 2 2 5 1 0 0 0 0 0 0 58 90 2.57 0.571																					
49 Tony Sipp, L ERA: 2.62	0.1 H 1 0 0 0 1 0 0 0 0 0 0 0 5 7 0.00 0.000																					
52 Vinnie Pestano, R ERA: 1.72	0.2 H 3 1 1 1 0 0 0 0 0 0 0 1 10 15 13.50 1.500																					
54 Chris Perez, R ERA: 2.3	1.0 S 3 0 0 0 0 0 0 0 0 0 0 0 5 6 0.00 0.000																					

Batter	1	2	3	4	5	6	7	8	9	AB	R	H	RBI	BB	SO	LOB	BOTTOM			
23 Michael Brantley, L OBP: 0.321, SLG: 0.386			G4-3			K		G4-3		4	0	0	0	0	2	0	New York Yankees @ Cleveland Indians Progressive Field, Cleveland, OH Mon Jul 04 2011, 6:36 PM - 9:12 PM EDT Att: 40,676 - Clear - 79 F			
13 Adrián Beltrán, S OBP: 0.342, SLG: 0.469						G4-3		F9		4	0	2	0	0	0	0				
48 Travis Hafner, L OBP: 0.421, SLG: 0.558						K		F7		3	1	1	0	1	1	1				
41 Carlos Santana, S OBP: 0.351, SLG: 0.425						G3		G4-3		4	1	1	2	0	0	1				
24 Grady Sizemore, L OBP: 0.294, SLG: 0.445			L8					HR		2	1	0	0	2	1	0				
20 Orlando Cabrera, R OBP: 0.288, SLG: 0.348			G4-3			FC5-4		G6-3		4	0	0	0	0	1	2				
8 Lonnie Chisenhall, L OBP: 0.354, SLG: 0.364			P2					HR		2	1	0	0	1	1	1				
6 Lou Marson, R OBP: 0.272, SLG: 0.302										0	0	0	0	0	0	0				
47 Shelley Duncan, R OBP: 0.272, SLG: 0.402			G6-3					HR		3	1	1	1	0	1	1				
9 Jack Hannahan, L OBP: 0.303, SLG: 0.333										0	0	0	0	0	0	0				
26 Austin Kearns, R OBP: 0.288, SLG: 0.295			F7					HR		3	1	1	3	0	0	0				
<b>Inning Stats</b>	R: 0 E: 0 K: 1 S: 8	H: 1 LOB: 1 BB: 1 P: 19	R: 0 E: 0 K: 0 S: 9	H: 0 LOB: 0 BB: 0 P: 14	R: 0 E: 0 K: 0 S: 5	H: 0 LOB: 0 BB: 0 P: 7	R: 0 E: 0 K: 1 S: 7	H: 0 LOB: 0 BB: 0 P: 12	R: 0 E: 0 K: 2 S: 11	H: 0 LOB: 1 BB: 1 P: 17	R: 0 E: 0 K: 1 S: 9	H: 1 LOB: 0 BB: 0 P: 14	R: 4 E: 0 K: 1 S: 20	H: 2 LOB: 0 BB: 2 P: 32	R: 2 E: 0 K: 1 S: 13	H: 2 LOB: 0 BB: 0 P: 15	1B: 3 2B: 1 3B: 0 HR: 2	SF: 0 SAC: 0 DP: 0 HBP: 0	WP: 1 PB: 0 SB: 0 CS: 0	PA: 33
<b>PITCHER</b>	IP WLS BF H R ER SO BB IBB HBP BLK WP HR S P ERA WHIP																			
34 A.J. Burnett, R ERA: 4.12	7.0 L 28 4 4 4 6 4 0 0 0 0 0 1 69 115 5.14 1.143																			
53 Cory Wade, R ERA: 2.0	1.0 5 2 2 2 1 0 0 0 0 0 0 1 13 15 18.00 2.000																			



Batter	1	2	3	4	5	6	7	8	9	AB	R	H	RBI	BB	SO	LOB	TOP				
2 Derek Jeter, R OBP: 0.320, SLG: 0.324										6	1	2	2	0	1	4	<b>New York Yankees @ Cleveland Indians</b> Progressive Field, Cleveland, OH Tue Jul 05 2011, 7:08 PM - 10:26 PM EDT Att: 30,100 - Clear - 82 F				
14 Curtis Granderson, L OBP: 0.370, SLG: 0.997										6	3	3	3	0	1	2					
25 Mark Teixeira, S OBP: 0.351, SLG: 0.530										5	0	2	0	0	1	2					
13 Alex Rodriguez, R OBP: 0.369, SLG: 0.492										5	1	2	0	0	0	2					
19 Ramiro Pena, S OBP: 0.167, SLG: 0.227										0	0	0	0	0	0	0					
24 Robinson Canó, L OBP: 0.343, SLG: 0.520										5	1	2	1	0	0	3					
33 Nick Swisher, S OBP: 0.370, SLG: 0.420										4	1	2	1	1	0	1					
20 Jorge Posada, S OBP: 0.329, SLG: 0.420										3	1	2	1	1	1	2					
11 Brett Gardner, L OBP: 0.354, SLG: 0.406										4	0	2	0	1	1	2					
17 Francisco Cervelli, R OBP: 0.263, SLG: 0.286										5	1	0	1	0	1	6					
<b>Inning Stats</b>	R: 0 E: 0 K: 1 S: 10	H: 1 LOB: 1 BB: 0 P: 14	R: 5 E: 0 K: 0 S: 23	H: 5 LOB: 2 BB: 2 P: 39	R: 0 E: 0 K: 1 S: 11	H: 2 LOB: 2 BB: 0 P: 15	R: 1 E: 0 K: 1 S: 15	H: 2 LOB: 2 BB: 1 P: 25	R: 0 E: 0 K: 0 S: 8	H: 1 LOB: 1 BB: 0 P: 10	R: 0 E: 0 K: 0 S: 8	H: 1 LOB: 1 BB: 0 P: 23	R: 3 E: 0 K: 2 S: 16	H: 4 LOB: 1 BB: 0 P: 25	R: 0 E: 0 K: 0 S: 9	H: 0 LOB: 0 BB: 0 P: 13	1B: 11 2B: 4 3B: 0 HR: 2	SF: 1 DP: 0 HBP: 0	WP: 0 PB: 0 SB: 2 CS: 0	PA: 47	
<b>PITCHER</b>	IP WLS BF H R ER SO BB IBB HBP BLK WP HR S P ERA WHIP	4.0 L 25 10 6 6 3 3 0 0 0 0 0 2 59 93 13.50 3.250	2.0 8 2 0 0 0 0 0 0 0 0 0 0 16 24 0.00 1.000	1.0 4 1 0 0 1 0 0 0 0 0 0 0 15 23 0.00 1.000	1.0 7 4 3 3 2 0 0 0 0 0 0 0 16 25 27.00 4.000	1.0 3 0 0 0 0 0 0 0 0 0 0 0 9 13 0.00 0.000															

Batter	1	2	3	4	5	6	7	8	9	AB	R	H	RBI	BB	SO	LOB	BOTTOM					
23 Michael Brantley, L OBP: 0.322, SLG: 0.381										4	0	0	1	0	3	5	<b>New York Yankees @ Cleveland Indians</b> Progressive Field, Cleveland, OH Tue Jul 05 2011, 7:08 PM - 10:26 PM EDT Att: 30,100 - Clear - 82 F					
13 Adrián Cabrera, S OBP: 0.341, SLG: 0.497										1	0	0	0	0	0	0						
8 Lonnie Chisenhall, L OBP: 0.296, SLG: 0.385										4	0	1	0	0	3	3						
48 Travis Hafner, L OBP: 0.411, SLG: 0.542										4	0	0	0	0	1	1						
41 Carlos Santana, S OBP: 0.350, SLG: 0.422										4	0	1	0	0	0	1						
20 Orlando Cabrera, R OBP: 0.287, SLG: 0.347										4	0	1	0	0	0	1						
24 Grady Sizemore, L OBP: 0.298, SLG: 0.451										4	1	2	0	0	2	2						
26 Austin Kearns, R OBP: 0.295, SLG: 0.296										3	1	1	0	1	1	1						
35 Cord Phelps, S OBP: 0.315, SLG: 0.326										1	0	0	0	3	0	0						
6 Lou Marson, R OBP: 0.271, SLG: 0.303										3	0	1	1	0	2	4						
<b>Inning Stats</b>	R: 0 E: 0 K: 1 S: 8	H: 0 LOB: 0 BB: 0 P: 9	R: 0 E: 0 K: 1 S: 12	H: 0 LOB: 0 BB: 0 P: 16	R: 0 E: 0 K: 0 S: 8	H: 1 LOB: 1 BB: 0 P: 12	R: 0 E: 0 K: 3 S: 13	H: 2 LOB: 2 BB: 0 P: 16	R: 0 E: 0 K: 3 S: 11	H: 1 LOB: 2 BB: 1 P: 18	R: 0 E: 0 K: 0 S: 7	H: 0 LOB: 0 BB: 0 P: 11	R: 0 E: 0 K: 3 S: 10	H: 1 LOB: 2 BB: 1 P: 18	R: 0 E: 0 K: 0 S: 9	H: 1 LOB: 1 BB: 0 P: 16	R: 2 E: 0 K: 1 S: 15	H: 1 LOB: 2 BB: 2 P: 28	1B: 5 2B: 2 3B: 0 HR: 0	SF: 2 DP: 0 HBP: 0	WP: 0 PB: 0 SB: 0 CS: 0	PA: 38
<b>PITCHER</b>	IP WLS BF H R ER SO BB IBB HBP BLK WP HR S P ERA WHIP	7.0 W 28 5 0 0 11 2 0 0 0 0 0 0 69 100 0.00 1.000	2.0 10 2 2 2 1 2 0 0 0 0 0 0 24 44 9.00 2.000																			



Batter	1	2	3	4	5	6	7	8	9	AB	R	H	RBI	BB	SO	LOB	TOP							
2 Derek Jeter, R OBP: 0.322, SLG: 0.327										3	0	1	0	1	1	0								
14 Curtis Granderson, L OBP: 0.366, SLG: 0.950										4	0	0	0	0	0	2								
25 Mark Teixeira, S OBP: 0.347, SLG: 0.524										4	0	0	0	0	1	2								
13 Alex Rodriguez, R OBP: 0.371, SLG: 0.492										4	1	2	0	0	1	1								
24 Robinson Canó, L OBP: 0.342, SLG: 0.517										4	1	1	0	0	1	1								
33 Nick Swisher, S OBP: 0.371, SLG: 0.422										3	1	1	1	1	0	2								
20 Jorge Posada, S OBP: 0.324, SLG: 0.412										4	0	0	1	0	2	4								
55 Russell Martin, R OBP: 0.322, SLG: 0.386										4	0	1	1	0	0	3								
11 Brett Gardner, L OBP: 0.349, SLG: 0.400										4	0	0	0	0	1	1								
<b>Inning Stats</b>	R: 0 E: 0 K: 1 S: 9	H: 0 LOB: 0 BB: 0 P: 13	R: 0 E: 1 K: 1 S: 11	H: 1 LOB: 2 BB: 0 P: 19	R: 0 E: 0 K: 0 S: 6	H: 0 LOB: 0 BB: 0 P: 11	R: 0 E: 0 K: 3 S: 11	H: 0 LOB: 0 BB: 0 P: 15	R: 0 E: 0 K: 1 S: 11	H: 1 LOB: 1 BB: 0 P: 15	R: 0 E: 0 K: 0 S: 11	H: 0 LOB: 1 BB: 1 P: 17	R: 0 E: 0 K: 0 S: 5	H: 0 LOB: 1 BB: 1 P: 10	R: 0 E: 0 K: 0 S: 9	H: 1 LOB: 1 BB: 0 P: 12	R: 3 E: 0 K: 1 S: 13	H: 3 LOB: 0 BB: 0 P: 17	1B: 4 2B: 2 3B: 0 HR: 0	SF: 0 SAC: 0 DP: 0 HBP: 0	WP: 0 PB: 0 SB: 0 CS: 0	PA: 36		
<b>PITCHER</b>	IP: 8.0 ERA: 2.68	WLS: 3 LOB: 0	BF: 30 P: 3	H: 3 R: 3 ER: 3 SO: 3	R: 0 ER: 0 SO: 6	BB: 2 IBB: 0 HBP: 0 BLK: 0	WP: 0 HR: 0 S: 7 P: 112	ERA: 0.00 WHIP: 0.625	<b>PITCHER</b>	IP: 8.0 ERA: 2.59	WLS: 3 LOB: 0	BF: 30 P: 3	H: 3 R: 3 ER: 3 SO: 3	R: 0 ER: 0 SO: 1	BB: 0 IBB: 0 HBP: 0 BLK: 0	WP: 0 HR: 0 S: 7 P: 10	ERA: 0.00 WHIP: 0.000							

**New York Yankees @ Cleveland Indians**  
 Progressive Field, Cleveland, OH  
 Wed Jul 06 2011, 7:12 PM - 10:08 PM EDT  
 Att: 31,926 - Partly Cloudy - 85 F

AB 34  
 R 3  
 H 6  
 RBI 3  
 BB 2  
 SO 7  
 LOB 16



Batter	1	2	3	4	5	6	7	8	9	AB	R	H	RBI	BB	SO	LOB	BOTTOM							
23 Michael Brantley, L OBP: 0.326, SLG: 0.383										4	2	2	0	1	0	2								
13 Adrián Cabrera, S OBP: 0.342, SLG: 0.484										4	1	1	0	0	1	5								
48 Travis Hafner, L OBP: 0.293, SLG: 0.545										3	0	2	1	1	1	1								
35 Cord Phelps, S OBP: 0.315, SLG: 0.326										0	0	0	0	0	0	0								
41 Carlos Santana, S OBP: 0.351, SLG: 0.418										3	0	0	1	2	1	5								
24 Grady Sizemore, L OBP: 0.291, SLG: 0.442										4	0	0	1	0	0	4								
20 Orlando Cabrera, R OBP: 0.289, SLG: 0.345										4	0	1	0	0	0	3								
8 Lonnie Chisenhall, L OBP: 0.303, SLG: 0.333										4	1	1	1	0	0	5								
7 Matt LaPorta, R OBP: 0.313, SLG: 0.426										4	0	2	0	0	0	0								
26 Austin Kearns, R OBP: 0.304, SLG: 0.300										2	1	1	0	1	0	1								
<b>Inning Stats</b>	R: 2 E: 1 K: 1 S: 23	H: 3 LOB: 2 BB: 1 P: 32	R: 0 E: 0 K: 0 S: 7	H: 1 LOB: 0 BB: 0 P: 10	R: 0 E: 0 K: 0 S: 7	H: 1 LOB: 1 BB: 0 P: 10	R: 0 E: 0 K: 0 S: 9	H: 1 LOB: 1 BB: 0 P: 14	R: 0 E: 0 K: 1 S: 11	H: 0 LOB: 3 BB: 1 P: 21	R: 0 E: 0 K: 0 S: 11	H: 2 LOB: 3 BB: 0 P: 19	R: 1 E: 0 K: 0 S: 7	H: 1 LOB: 0 BB: 0 P: 11	R: 2 E: 0 K: 1 S: 10	H: 1 LOB: 2 BB: 3 P: 25	1B: 9 2B: 0 3B: 0 HR: 1	SF: 1 SAC: 1 DP: 0 HBP: 3	WP: 1 PB: 0 SB: 1 CS: 0	PA: 42				
<b>PITCHER</b>	IP: 5.0 ERA: 10.57	WLS: 4 LOB: 2	BF: 25 P: 2	H: 6 R: 2 ER: 2 SO: 2	R: 2 ER: 2 SO: 2	BB: 2 IBB: 0 HBP: 2 BLK: 0	WP: 0 HR: 0 S: 9 P: 57	ERA: 3.60 WHIP: 1.600	<b>PITCHER</b>	IP: 6.1 ERA: 1.33	WLS: 4 LOB: 2	BF: 25 P: 2	H: 6 R: 2 ER: 2 SO: 2	R: 0 ER: 0 SO: 0	BB: 0 IBB: 0 HBP: 0 BLK: 0	WP: 0 HR: 0 S: 9 P: 13	ERA: 0.00 WHIP: 3.000							
38 Luis Ayala, R ERA: 1.33	0.2	4	2	0	0	0	0	0	0	9	13	0.00	3.000											
48 Boone Logan, L ERA: 3.43	1.0	5	1	1	1	0	0	1	8	14	9.00	1.000												
45 Sergio Mitre, R ERA: 4.08	1.1	8	1	2	2	1	3	0	0	11	28	13.50	3.000											

**New York Yankees @ Cleveland Indians**  
 Progressive Field, Cleveland, OH  
 Wed Jul 06 2011, 7:12 PM - 10:08 PM EDT  
 Att: 31,926 - Partly Cloudy - 85 F

AB 32  
 R 5  
 H 10  
 RBI 4  
 BB 5  
 SO 3  
 LOB 26





















Batter	1	2	3	4	5	6	7	8	9	AB	R	H	RBI	BB	SO	LOB	TOP										
23 Michael Brantley, L OBP: 0.330, SLG: 0.584	F7		13 G3-1 41 2B		K	13 1B		K		5	2	2	1	0	2	0	<b>Cleveland Indians @ Baltimore Orioles</b> Oriole Park at Camden Yards, Baltimore, MD Thu Jul 14 2011, 7:07 PM - 10:01 PM EDT Att: 22,780 - Partly Cloudy - 83 F										
13 Adrúbal Cabrera, S OBP: 0.348, SLG: 0.699	HR		G3-1		K	48 1B		G1-3		5	1	2	2	0	1	1											
48 Travis Hafner, L OBP: 0.422, SLG: 0.533 1 Luis Valbuena, L OBP: 0.125, SLG: 0.125	HR		41 2B		BB			24 1B		2	1	2	1	2	0	0											
41 Carlos Santana, S OBP: 0.364, SLG: 0.432	HR		HBP		BB			1B		0	0	0	0	0	0	0											
24 Grady Sizemore, L OBP: 0.301, SLG: 0.446	G3-1		2B		1B			1B		5	1	2	3	0	2	4											
20 Orlando Cabrera, R OBP: 0.278, SLG: 0.328	G1-3		G6-4-3		1B			1B		3	1	1	0	2	1	0											
28 Travis Buck, L OBP: 0.287, SLG: 0.375 12 Ezequiel Carrera, L OBP: 0.250, SLG: 0.250	P2		F8		SF9			K		3	0	0	1	0	1	0											
7 Matt LaPorta, R OBP: 0.303, SLG: 0.417	G6-3		G6-3		G6-3			F7		4	1	1	0	0	0	0											
8 Lonnie Chisenhall, L OBP: 0.286, SLG: 0.424 9 Jack Hannahan, L OBP: 0.310, SLG: 0.346	F7		P6		K			G1-3		3	0	0	0	0	1	2											
<b>Inning Stats</b>	R: 3 E: 0 K: 0 S: 9	H: 2 LOB: 0 BB: 1 P: 19	R: 0 E: 0 K: 0 S: 6	H: 0 LOB: 0 BB: 0 P: 10	R: 1 E: 0 K: 0 S: 11	H: 2 LOB: 2 BB: 1 P: 25	R: 0 E: 0 K: 0 S: 10	H: 0 LOB: 0 BB: 0 P: 13	R: 0 E: 0 K: 2 S: 14	H: 0 LOB: 1 BB: 1 P: 23	R: 0 E: 0 K: 2 S: 26	H: 5 LOB: 2 BB: 1 P: 40	R: 0 E: 0 K: 1 S: 8	H: 0 LOB: 0 BB: 0 P: 15	R: 0 E: 0 K: 1 S: 13	H: 2 LOB: 2 BB: 0 P: 20		1B: 7 2B: 2 3B: 0 HR: 2	SF: 1 SAC: 0 DP: 1 HBP: 1	WP: 0 PB: 0 SB: 1 CS: 0	PA: 42						
<b>PITCHER</b>	IP	WLS	BF	H	R	ER	SO	BB	IBB	HBP	BLK	WP	HR	S	P	ERA	WHIP										
46 Jeremy Guthrie, R ERA: 4.45	(1, 1)	5.0	L 24	5	6	6	2	3	1	1	0	0	2	57	103	10.80	1.600										
31 Mark Hendrickson, L ERA: 9.0	(6, 1)	0.2	4	2	0	0	1	0	0	0	0	0	0	11	17	0.00	3.000										
49 Jason Berken, R ERA: 5.58	(6, 1)	1.1	6	2	2	2	3	0	0	0	0	0	0	19	26	13.50	1.500										
51 Michael Gonzalez, L ERA: 5.29	(8, 1)	1.0	3	0	0	0	1	0	0	0	0	0	0	8	15	0.00	0.000										
63 Kevin Gregg, R ERA: 3.31	(9, 1)	1.0	5	2	0	0	1	0	0	0	0	0	0	13	20	0.00	2.000										
<b>Batter</b>	<b>1</b>	<b>2</b>	<b>3</b>	<b>4</b>	<b>5</b>	<b>6</b>	<b>7</b>	<b>8</b>	<b>9</b>	<b>AB</b>	<b>R</b>	<b>H</b>	<b>RBI</b>	<b>BB</b>	<b>SO</b>	<b>LOB</b>	<b>BOTTOM</b>										
2 J.J. Hardy, R OBP: 0.336, SLG: 0.496	F7		K		2B			F8		5	0	1	0	0	2	2	<b>Cleveland Indians @ Baltimore Orioles</b> Oriole Park at Camden Yards, Baltimore, MD Thu Jul 14 2011, 7:07 PM - 10:01 PM EDT Att: 22,780 - Partly Cloudy - 83 F										
21 Nick Markakis, L OBP: 0.341, SLG: 0.378	F8		1B		P4			BB		3	0	1	2	1	0	2											
10 Adam Jones, R OBP: 0.324, SLG: 0.452	P4		G6-3		K			P4		4	0	0	0	0	1	4											
32 Matt Wieters, S OBP: 0.321, SLG: 0.407	F8		F8		F8			G1-3		4	1	1	0	0	0	1											
25 Derrek Lee, R OBP: 0.293, SLG: 0.374	K		G6-3		G6-3			F9		4	1	1	1	0	1	0											
18 Felix Pie, L OBP: 0.246, SLG: 0.280	G3		2B		2B			K		4	0	1	0	0	2	1											
12 Mark Reynolds, R OBP: 0.342, SLG: 0.486	P3		K		K			K		4	0	0	0	0	3	2											
28 Blake Davis, L OBP: 0.400, SLG: 0.345 11 Robert Andino, R OBP: 0.333, SLG: 0.314	21 WP 15 1B		21 1B		K			K		2	1	1	1	1	1	0											
15 Craig Tatum, R OBP: 0.406, SLG: 0.370	21 1B		21 1B		2B			K		4	1	2	0	0	2	1											
<b>Inning Stats</b>	R: 0 E: 0 K: 0 S: 10	H: 0 LOB: 0 BB: 0 P: 16	R: 0 E: 0 K: 1 S: 9	H: 0 LOB: 0 BB: 0 P: 14	R: 2 E: 0 K: 1 S: 12	H: 2 LOB: 1 BB: 1 P: 21	R: 0 E: 0 K: 1 S: 9	H: 1 LOB: 0 BB: 0 P: 14	R: 0 E: 0 K: 2 S: 12	H: 3 LOB: 1 BB: 0 P: 21	R: 2 E: 0 K: 3 S: 16	H: 0 LOB: 1 BB: 1 P: 16	R: 0 E: 0 K: 2 S: 7	H: 0 LOB: 0 BB: 0 P: 10	R: 0 E: 0 K: 3 S: 11	H: 0 LOB: 0 BB: 0 P: 17		1B: 4 2B: 4 3B: 0 HR: 0	SF: 0 SAC: 0 DP: 0 HBP: 0	WP: 1 PB: 0 SB: 0 CS: 0	PA: 37						
<b>PITCHER</b>	IP	WLS	BF	H	R	ER	SO	BB	IBB	HBP	BLK	WP	HR	S	P	ERA	WHIP										
63 Justin Masterson, R ERA: 2.8	(1, 1)	6.0	W 27	4	4	4	8	1	0	0	0	0	0	8	16	0.00	1.000										
38 Joe Smith, R ERA: 0.83	(7, 1)	1.0	4	0	0	0	0	1	0	0	0	0	0	8	16	0.00	1.000										
52 Vinnie Pestano, R ERA: 2.88	(8, 1)	1.0	3	0	0	0	2	0	0	0	0	0	0	7	10	0.00	0.000										
49 Tony Sipp, L ERA: 2.65	(9, 1)	1.0	3	0	0	0	3	0	0	0	0	0	0	11	17	0.00	0.000										

AB 36  
R 8  
H 11  
RBI 8  
BB 4  
SO 8  
LOB 12



WP: 0  
PB: 0  
SB: 1  
CS: 0

AB 35  
R 4  
H 8  
RBI 4  
BB 2  
SO 13  
LOB 13













Batter	1	2	3	4	5	6	7	8	9	AB	R	H	RBI	BB	SO	LOB	TOP
23 Michael Brantley, L OBP: 0.331, SLG: 0.586										5	0	0	0	0	0	2	<b>Cleveland Indians @ Baltimore Orioles</b> Oriole Park at Camden Yards, Baltimore, MD Sun Jul 17 2011, 1:39 PM - 4:36 PM EDT Att: 17,754 - Sunny - 90 F
13 Asdrúbal Cabrera, S OBP: 0.343, SLG: 0.462										5	0	0	0	0	1	2	
48 Travis Hafner, L OBP: 0.417, SLG: 0.526										4	1	1	1	1	1	0	
41 Carlos Santana, S OBP: 0.364, SLG: 0.432										4	1	2	1	1	1	2	
24 Grady Sizemore, L OBP: 0.304, SLG: 0.466										1	0	1	0	0	0	0	
12 Ezequiel Carrera, L OBP: 0.214, SLG: 0.214										3	1	1	0	0	0	0	
7 Matt LaPorta, R OBP: 0.312, SLG: 0.422										2	0	1	0	1	0	0	
28 Travis Buck, L OBP: 0.285, SLG: 0.375										4	0	2	1	0	0	5	
8 Lonnie Chisenhall, L OBP: 0.277, SLG: 0.386										3	0	0	0	1	1	6	
1 Luis Valbuena, L OBP: 0.250, SLG: 0.250										4	0	2	0	0	1	2	
<b>Inning Stats</b>	R: 3 H: 4 E: 0 K: 1 S: 20	WLS: 1 BF: 0 P: 31	R: 0 H: 1 E: 0 K: 1 S: 12	R: 0 H: 1 E: 0 K: 1 S: 11	R: 0 H: 0 E: 0 K: 0 S: 7	R: 0 H: 0 E: 0 K: 0 S: 5	R: 0 H: 1 E: 0 K: 0 S: 8	R: 0 H: 0 E: 0 K: 1 S: 14	R: 0 H: 0 E: 0 K: 1 S: 6	1B: 6 2B: 2 3B: 0 HR: 2	SF: 0 SAC: 1 DP: 1 HBP: 1	WP: 0 PB: 0 SB: 0 CS: 0	PA: 41				
<b>PITCHER</b>	IP WLS BF H R ER SO BB IBB HBP BLK WP HR S P ERA WHIP																
39 Mitch Atkins, R ERA: 8.44	3.0	18	6	3	3	3	2	0	1	0	0	2	43	77	9.00	2.667	
31 Mark Hendrickson, L ERA: 4.5	3.0	W	11	1	0	0	1	1	0	0	0	0	20	40	0.00	0.667	
51 Michael Gonzalez, L ERA: 5.18	0.1	H	3	2	0	0	0	0	0	0	0	0	7	11	0.00	6.000	
43 Jim Johnson, R ERA: 2.73	1.2	H	6	1	0	0	1	0	0	0	0	0	14	18	0.00	0.600	
19 Koji Uehara, R ERA: 1.84	1.0		3	0	0	0	1	0	0	0	0	0	6	11	0.00	0.000	

Batter	1	2	3	4	5	6	7	8	9	AB	R	H	RBI	BB	SO	LOB	BOTTOM
38 Matt Angle, L OBP: 0.335, SLG: 0.490										3	0	0	0	1	0	0	<b>Cleveland Indians @ Baltimore Orioles</b> Oriole Park at Camden Yards, Baltimore, MD Sun Jul 17 2011, 1:39 PM - 4:36 PM EDT Att: 17,754 - Sunny - 90 F
2 J.J. Hardy, R OBP: 0.335, SLG: 0.490										4	0	2	1	0	1	0	
21 Nick Markakis, L OBP: 0.345, SLG: 0.402										4	1	1	1	0	0	3	
10 Adam Jones, R OBP: 0.325, SLG: 0.472										4	1	1	1	0	0	0	
32 Matt Wieters, S OBP: 0.328, SLG: 0.426										4	2	2	1	0	0	0	
25 Derrek Lee, R OBP: 0.292, SLG: 0.372										4	1	2	0	0	1	1	
12 Mark Reynolds, R OBP: 0.339, SLG: 0.478										4	1	1	0	0	0	2	
11 Robert Andino, R OBP: 0.329, SLG: 0.324										3	2	1	4	0	0	1	
15 Craig Tatum, R OBP: 0.371, SLG: 0.333										3	0	0	0	0	0	1	
<b>Inning Stats</b>	R: 0 H: 0 E: 0 K: 1 S: 10	H: 1 LOB: 0 P: 14	R: 1 H: 1 E: 0 K: 0 S: 10	R: 0 H: 0 E: 0 K: 0 S: 8	R: 0 H: 1 E: 0 K: 0 S: 8	R: 3 H: 3 E: 0 K: 1 S: 14	R: 1 H: 1 E: 0 K: 0 S: 11	R: 2 H: 2 E: 1 K: 0 S: 15	R: 1 H: 2 E: 0 K: 0 S: 10	1B: 5 2B: 1 3B: 0 HR: 4	SF: 0 SAC: 1 DP: 1 HBP: 0	WP: 0 PB: 0 SB: 0 CS: 0	PA: 35				
<b>PITCHER</b>	IP WLS BF H R ER SO BB IBB HBP BLK WP HR S P ERA WHIP																
58 Jeanmar Gómez, R ERA: 5.7	5.1	L	21	6	5	5	2	0	0	0	0	0	3	54	8.44	1.125	
37 Chad Durbin, R ERA: 6.29	0.2		2	0	0	0	0	0	0	0	0	0	7	12	0.00	0.000	
3B Joe Smith, R ERA: 1.3	1.0		7	2	2	2	0	1	0	0	0	0	15	23	18.00	3.000	
56 Frank Herrmann, R ERA: 4.26	1.0		5	2	1	1	0	0	0	0	0	1	10	15	9.00	2.000	









Batter	1	2	3	4	5	6	7	8	9	AB	R	H	RBI	BB	SO	LOB	TOP					
23 Michael Brantley, L OBP: 0.337, SLG: 0.594	G4-3		2B		1B		SH5-4		1B	4	1	3	1	0	0	0						
13 Asdrúbal Cabrera, S OBP: 0.343, SLG: 0.465	G5-3		F8		1B		48 1B		G1-3	4	0	1	1	1	0	3						
48 Travis Hafner, L OBP: 0.414, SLG: 0.516 1 Luis Valbuena, L OBP: 0.188, SLG: 0.188	F7			G5-3	F8		1B		41 3B	5	0	2	2	0	0	2						
41 Carlos Santana, S OBP: 0.360, SLG: 0.433		G5-3		G6-3		G1-3	F7		1B	5	0	1	1	0	0	2						
20 Orlando Cabrera, R OBP: 0.276, SLG: 0.325		G6-3		F8		G6-3	G6-3		K	5	0	0	0	0	1	4						
26 Austin Kearns, R OBP: 0.314, SLG: 0.331		G4-3			G5-3	1B		9 CS	BB	3	0	1	0	1	0	0						
9 Jack Hannahan, L OBP: 0.308, SLG: 0.343			23 2B		F7	K			K	4	0	1	0	0	2	2						
6 Lou Marson, R OBP: 0.295, SLG: 0.355			F8		F8	23 1B		G6-3		4	2	2	1	0	0	1						
12 Ezequiel Carrera, L OBP: 0.273, SLG: 0.200			L3		23 1B	13 1B	BB	E5	P4	3	2	0	0	1	0	1						
<b>Inning Stats</b>	R: 0 H: 0 E: 0 K: 0 S: 5	H: 0 LOB: 0 BB: 0 P: 7	R: 0 H: 0 E: 0 K: 0 S: 5	H: 0 LOB: 0 BB: 0 P: 8	R: 0 H: 2 E: 0 K: 0 S: 14	H: 2 LOB: 0 BB: 0 P: 20	R: 0 H: 0 E: 0 K: 0 S: 6	H: 0 LOB: 0 BB: 0 P: 9	R: 2 H: 3 E: 0 K: 0 S: 9	H: 3 LOB: 2 BB: 1 P: 15	R: 0 H: 1 E: 0 K: 1 S: 9	H: 1 LOB: 1 BB: 0 P: 14	R: 2 H: 2 E: 1 K: 0 S: 14	H: 2 LOB: 2 BB: 1 P: 26	R: 0 H: 0 E: 0 K: 1 S: 7	H: 0 LOB: 0 BB: 1 P: 12	R: 2 H: 3 E: 0 K: 1 S: 20	H: 3 LOB: 2 BB: 0 P: 30	1B: 7 2B: 2 3B: 1 HR: 1	SF: 0 SAC: 1 DP: 0 HBP: 0	WP: 0 PB: 0 SB: 1 CS: 1	PA: 41
<b>PITCHER</b>	IP	WLS	BF	H	R	ER	SO	BB	IBB	HBP	BLK	WP	HR	S	P	ERA	WHIP					
58 Scott Diamond, L ERA: 4.26	6.1	L	29	7	4	3	1	1	1	0	0	0	1	56	90	4.26	1.263					
54 Phil Dumatrai, L ERA: 5.89	0.0		1	1	0	0	0	0	0	0	0	0	0	2	3	∞	∞					
31 Alex Burnett, R ERA: 6.21	1.2		5	0	0	0	1	1	0	0	0	0	0	11	18	0.00	0.600					
44 Chuck James, L ERA: 3.0	1.0		6	3	2	2	1	0	0	0	1	0	0	20	30	18.00	3.000					

Cleveland Indians @ Minnesota Twins  
Target Field, Minneapolis, MN  
Mon Jul 18 2011, 7:10 PM - 10:13 PM CDT  
Att: 38,491 - Partly Cloudy - 93 F

livebaseballscores.com

AB 37  
R 6  
H 11  
RBI 6  
BB 3  
SO 3  
LOB 15

**C**

Batter	1	2	3	4	5	6	7	8	9	AB	R	H	RBI	BB	SO	LOB	BOTTOM					
11 Ben Revere, L OBP: 0.300, SLG: 0.305	G3		G1-3		G6-3		G4-3		G4-3	5	0	0	0	0	0	0						
12 Alex Casilla, S OBP: 0.317, SLG: 0.361	G4-3		7 1B		F8		G1-3			4	1	1	0	0	0	0						
7 Joe Mauer, L OBP: 0.361, SLG: 0.336	2B		5 1B		1B			G1-3		4	0	3	1	0	0	0						
5 Michael Cuddyer, R OBP: 0.371, SLG: 0.470	F9		1B		G5-3		E1	1B		4	0	2	0	0	0	2						
21 Delmon Young, R OBP: 0.288, SLG: 0.348		G1-3	F5		F8		G1-3		G1-3	4	0	0	0	0	0	3						
22 Danny Valencia, R OBP: 0.283, SLG: 0.386		38 G5-3	G6-3		HR		K		K	4	1	2	1	0	1	3						
38 Luke Hughes, R OBP: 0.295, SLG: 0.322		G5-3		G6-3		K		P3		4	0	0	0	0	1	1						
24 Trevor Plouffe, R OBP: 0.326, SLG: 0.440		HBP		F8		P2		HR		3	1	1	1	0	0	0						
18 Jason Repko, R OBP: 0.284, SLG: 0.260 25 Jim Thome, L OBP: 0.340, SLG: 0.427	F9		G5-3		G5-3		G1-3		K	3	0	0	0	0	0	2						
<b>Inning Stats</b>	R: 0 H: 1 E: 0 K: 0 S: 12	H: 1 LOB: 1 BB: 0 P: 21	R: 0 H: 1 E: 0 K: 0 S: 5	H: 1 LOB: 2 BB: 0 P: 10	R: 1 H: 3 E: 0 K: 0 S: 14	H: 3 LOB: 0 BB: 0 P: 23	R: 0 H: 0 E: 0 K: 0 S: 5	H: 0 LOB: 0 BB: 0 P: 9	R: 0 H: 1 E: 0 K: 1 S: 10	H: 1 LOB: 0 BB: 0 P: 15	R: 0 H: 0 E: 0 K: 0 S: 6	H: 0 LOB: 0 BB: 0 P: 8	R: 0 H: 1 E: 1 K: 1 S: 13	H: 1 LOB: 1 BB: 0 P: 16	R: 1 H: 1 E: 0 K: 1 S: 11	H: 1 LOB: 0 BB: 0 P: 17	1B: 5 2B: 2 3B: 0 HR: 2	SF: 0 SAC: 0 DP: 0 HBP: 1	WP: 0 PB: 0 SB: 0 CS: 0	PA: 37		
<b>PITCHER</b>	IP	WLS	BF	H	R	ER	SO	BB	IBB	HBP	BLK	WP	HR	S	P	ERA	WHIP					
55 Roberto Hernandez, R ERA: 5.63	6.0		26	7	2	2	1	0	0	1	0	0	0	55	89	3.00	1.167					
53 Rafael Perez, L ERA: 2.27	1.1	H	4	0	0	0	0	0	0	0	0	0	0	10	13	0.00	0.000					
38 Joe Smith, R ERA: 1.27	0.2	H	3	1	0	0	1	0	0	0	0	0	0	9	11	0.00	1.500					
54 Chris Perez, R ERA: 2.55	1.0		4	1	1	1	1	0	0	0	0	0	0	11	17	9.00	1.000					

Cleveland Indians @ Minnesota Twins  
Target Field, Minneapolis, MN  
Mon Jul 18 2011, 7:10 PM - 10:13 PM CDT  
Att: 38,491 - Partly Cloudy - 93 F

livebaseballscores.com

AB 36  
R 3  
H 9  
RBI 3  
BB 0  
SO 3  
LOB 11

**MINNESOTA TWINS**







Batter	1	2	3	4	5	6	7	8	9	AB	R	H	RBI	BB	SO	LOB	TOP								
12 Ezequiel Carrera, L OBP: 0.333, SLG: 0.259										4	1	2	0	0	1	2	<b>Cleveland Indians @ Minnesota Twins</b> Target Field, Minneapolis, MN Wed Jul 20 2011, 12:11 PM - 3:01 PM CDT Att: 39,167 - Sunny - 93 F								
13 Asdrúbal Cabrera, S OBP: 0.344, SLG: 0.469										4	1	2	0	0	1	1									
48 Travis Hafner, L OBP: 0.416, SLG: 0.519										3	2	1	0	1	0	1									
41 Carlos Santana, S OBP: 0.353, SLG: 0.422										4	0	0	0	0	1	5									
7 Matt LaPorta, R OBP: 0.302, SLG: 0.407										3	0	0	1	0	1	1									
20 Orlando Cabrera, R OBP: 0.275, SLG: 0.323										4	0	1	1	0	0	1									
8 Lonnie Chisenhall, L OBP: 0.279, SLG: 0.431										4	1	2	1	0	2	1									
26 Austin Kearns, R OBP: 0.320, SLG: 0.320										2	0	0	0	1	0	0									
1 Luis Valbuena, L OBP: 0.136, SLG: 0.136										4	0	0	0	0	1	3									
<b>Inning Stats</b>	R: 0 E: 0 K: 0 S: 7	H: 1 LOB: 0 BB: 0 P: 11	R: 0 E: 0 K: 1 S: 6	H: 0 LOB: 0 BB: 0 P: 10	R: 0 E: 0 K: 2 S: 8	H: 0 LOB: 0 BB: 0 P: 15	R: 3 E: 1 K: 2 S: 26	H: 2 LOB: 1 BB: 1 P: 39	R: 0 E: 0 K: 1 S: 6	H: 0 LOB: 0 BB: 1 P: 10	R: 1 E: 0 K: 1 S: 12	H: 1 LOB: 0 BB: 0 P: 19	R: 0 E: 0 K: 0 S: 10	H: 2 LOB: 2 BB: 0 P: 11	R: 0 E: 0 K: 0 S: 11	H: 1 LOB: 1 BB: 0 P: 18	R: 1 E: 0 K: 0 S: 11	H: 1 LOB: 0 BB: 0 P: 17	1B: 5 2B: 2 3B: 0 HR: 1	SF: 1 SAC: 1 DP: 0 HBP: 0	WP: 0 PB: 1 SB: 0 CS: 2	PA: 36			
<b>PITCHER</b>	IP WLS BF H R ER SO BB IBB HBP BLK WP HR S P ERA WHIP	IP WLS BF H R ER SO BB IBB HBP BLK WP HR S P ERA WHIP	IP WLS BF H R ER SO BB IBB HBP BLK WP HR S P ERA WHIP	IP WLS BF H R ER SO BB IBB HBP BLK WP HR S P ERA WHIP	IP WLS BF H R ER SO BB IBB HBP BLK WP HR S P ERA WHIP	IP WLS BF H R ER SO BB IBB HBP BLK WP HR S P ERA WHIP	IP WLS BF H R ER SO BB IBB HBP BLK WP HR S P ERA WHIP	IP WLS BF H R ER SO BB IBB HBP BLK WP HR S P ERA WHIP	IP WLS BF H R ER SO BB IBB HBP BLK WP HR S P ERA WHIP	IP WLS BF H R ER SO BB IBB HBP BLK WP HR S P ERA WHIP	IP WLS BF H R ER SO BB IBB HBP BLK WP HR S P ERA WHIP	IP WLS BF H R ER SO BB IBB HBP BLK WP HR S P ERA WHIP	IP WLS BF H R ER SO BB IBB HBP BLK WP HR S P ERA WHIP	IP WLS BF H R ER SO BB IBB HBP BLK WP HR S P ERA WHIP	IP WLS BF H R ER SO BB IBB HBP BLK WP HR S P ERA WHIP	IP WLS BF H R ER SO BB IBB HBP BLK WP HR S P ERA WHIP	IP WLS BF H R ER SO BB IBB HBP BLK WP HR S P ERA WHIP	IP WLS BF H R ER SO BB IBB HBP BLK WP HR S P ERA WHIP	IP WLS BF H R ER SO BB IBB HBP BLK WP HR S P ERA WHIP	IP WLS BF H R ER SO BB IBB HBP BLK WP HR S P ERA WHIP	IP WLS BF H R ER SO BB IBB HBP BLK WP HR S P ERA WHIP	IP WLS BF H R ER SO BB IBB HBP BLK WP HR S P ERA WHIP	IP WLS BF H R ER SO BB IBB HBP BLK WP HR S P ERA WHIP	IP WLS BF H R ER SO BB IBB HBP BLK WP HR S P ERA WHIP	IP WLS BF H R ER SO BB IBB HBP BLK WP HR S P ERA WHIP
11 Ben Revere, L OBP: 0.294, SLG: 0.299										4	1	1	0	0	1	1	<b>Cleveland Indians @ Minnesota Twins</b> Target Field, Minneapolis, MN Wed Jul 20 2011, 12:11 PM - 3:01 PM CDT Att: 39,167 - Sunny - 93 F								
12 Alex Casilla, S OBP: 0.319, SLG: 0.369										4	2	3	1	0	0	0									
7 Joe Mauer, L OBP: 0.368, SLG: 0.341										4	1	2	1	0	0	1									
5 Michael Cuddyer, R OBP: 0.371, SLG: 0.471										4	1	1	0	0	2	3									
25 Jim Thome, L OBP: 0.342, SLG: 0.423										3	1	1	1	1	0	1									
38 Luke Hughes, R OBP: 0.293, SLG: 0.322										0	1	0	0	0	0	0									
22 Danny Valencia, R OBP: 0.282, SLG: 0.382										4	0	1	1	0	0	1									
21 Delmon Young, R OBP: 0.287, SLG: 0.346										4	0	1	1	0	1	3									
18 Jason Repko, R OBP: 0.284, SLG: 0.260										0	0	0	0	0	0	0									
1 Tsuyoshi Nishioka, S OBP: 0.298, SLG: 0.267										4	0	2	2	0	1	1									
41 Drew Butera, R OBP: 0.212, SLG: 0.278										4	0	1	0	0	1	4									
<b>Inning Stats</b>	R: 2 E: 0 K: 1 S: 13	H: 3 LOB: 0 BB: 0 P: 21	R: 0 E: 0 K: 0 S: 6	H: 1 LOB: 1 BB: 0 P: 9	R: 0 E: 0 K: 0 S: 7	H: 1 LOB: 0 BB: 0 P: 11	R: 2 E: 0 K: 1 S: 18	H: 3 LOB: 1 BB: 0 P: 22	R: 0 E: 0 K: 0 S: 8	H: 0 LOB: 0 BB: 0 P: 11	R: 0 E: 0 K: 0 S: 11	H: 0 LOB: 0 BB: 0 P: 17	R: 0 E: 0 K: 2 S: 10	H: 1 LOB: 1 BB: 0 P: 16	R: 3 E: 0 K: 2 S: 22	H: 4 LOB: 2 BB: 1 P: 34	R: 0 E: 0 K: 0 S: 11	H: 0 LOB: 0 BB: 0 P: 17	1B: 10 2B: 4 3B: 0 HR: 0	SF: 0 SAC: 0 DP: 2 HBP: 0	WP: 0 PB: 0 SB: 0 CS: 0	PA: 36			
<b>PITCHER</b>	IP WLS BF H R ER SO BB IBB HBP BLK WP HR S P ERA WHIP	IP WLS BF H R ER SO BB IBB HBP BLK WP HR S P ERA WHIP	IP WLS BF H R ER SO BB IBB HBP BLK WP HR S P ERA WHIP	IP WLS BF H R ER SO BB IBB HBP BLK WP HR S P ERA WHIP	IP WLS BF H R ER SO BB IBB HBP BLK WP HR S P ERA WHIP	IP WLS BF H R ER SO BB IBB HBP BLK WP HR S P ERA WHIP	IP WLS BF H R ER SO BB IBB HBP BLK WP HR S P ERA WHIP	IP WLS BF H R ER SO BB IBB HBP BLK WP HR S P ERA WHIP	IP WLS BF H R ER SO BB IBB HBP BLK WP HR S P ERA WHIP	IP WLS BF H R ER SO BB IBB HBP BLK WP HR S P ERA WHIP	IP WLS BF H R ER SO BB IBB HBP BLK WP HR S P ERA WHIP	IP WLS BF H R ER SO BB IBB HBP BLK WP HR S P ERA WHIP	IP WLS BF H R ER SO BB IBB HBP BLK WP HR S P ERA WHIP	IP WLS BF H R ER SO BB IBB HBP BLK WP HR S P ERA WHIP	IP WLS BF H R ER SO BB IBB HBP BLK WP HR S P ERA WHIP	IP WLS BF H R ER SO BB IBB HBP BLK WP HR S P ERA WHIP	IP WLS BF H R ER SO BB IBB HBP BLK WP HR S P ERA WHIP	IP WLS BF H R ER SO BB IBB HBP BLK WP HR S P ERA WHIP	IP WLS BF H R ER SO BB IBB HBP BLK WP HR S P ERA WHIP	IP WLS BF H R ER SO BB IBB HBP BLK WP HR S P ERA WHIP	IP WLS BF H R ER SO BB IBB HBP BLK WP HR S P ERA WHIP	IP WLS BF H R ER SO BB IBB HBP BLK WP HR S P ERA WHIP	IP WLS BF H R ER SO BB IBB HBP BLK WP HR S P ERA WHIP	IP WLS BF H R ER SO BB IBB HBP BLK WP HR S P ERA WHIP	IP WLS BF H R ER SO BB IBB HBP BLK WP HR S P ERA WHIP
43 Josh Tomlin, R ERA: 4.12	6.0	4	1	0	0	2	0	0	0	0	0	0	0	0	0	0	0.00	1.000							
36 Joe Smith, R ERA: 1.24	1.0	4	1	0	0	2	0	0	0	0	0	0	0	0	0	0	0.00	1.000							
49 Tony Sipp, L ERA: 3.23	0.1	L	4	2	3	3	1	1	0	0	0	0	0	0	0	0	81.00	9.000							
52 Vinnie Pestano, R ERA: 2.88	0.2	4	2	0	0	1	0	0	0	0	0	0	0	0	0	0	0.00	3.000							











Batter	1	2	3	4	5	6	7	8	9	AB	R	H	RBI	BB	SO	LOB	TOP										
13 Maicer Izturis, S OBP: 0.335, SLG: 0.382	G4-3																										
48 Toni Hunter, R OBP: 0.311, SLG: 0.387	L8																										
53 Bobby Abreu, L OBP: 0.380, SLG: 0.354	G4-3																										
10 Vernon Wells, R OBP: 0.253, SLG: 0.414																											
6 Alberto Callaspo, S OBP: 0.372, SLG: 0.374																											
2 Enck Aybar, S OBP: 0.321, SLG: 0.436																											
44 Mark Trumbo, R OBP: 0.297, SLG: 0.467																											
25 Peter Bourjos, R OBP: 0.315, SLG: 0.388																											
5 Jeff Mathis, R OBP: 0.232, SLG: 0.273																											
<b>Inning Stats</b>	R: 0 H: 0 K: 0 S: 7	H: 0 LOB: 0 BB: 0 P: 12	R: 0 H: 2 K: 0 S: 12	H: 1 LOB: 1 BB: 0 P: 20	R: 0 H: 1 K: 2 S: 11	H: 0 LOB: 2 BB: 0 P: 15	R: 0 H: 0 K: 0 S: 10	H: 0 LOB: 2 BB: 2 P: 21	R: 0 H: 1 K: 1 S: 16	H: 0 LOB: 0 BB: 0 P: 6	R: 0 H: 0 K: 0 S: 5	H: 0 LOB: 0 BB: 0 P: 8	R: 2 H: 2 K: 0 S: 12	H: 2 LOB: 0 BB: 0 P: 14	R: 0 H: 0 K: 1 S: 10	H: 0 LOB: 0 BB: 0 P: 11	1B: 3 2B: 2 3B: 0 HR: 1	SF: 0 SAC: 0 DP: 0 HBP: 0	WP: 0 PA: 35 PB: 0 SB: 1 CS: 0								
<b>PITCHER</b>	IP	WLS	BF	H	R	ER	SO	BB	IBB	HBP	BLK	WP	HR	S	P	ERA	WHIP										
55 Roberto Hernandez, R ERA: 5.34	6.0		24	4	0	0	3	3	0	0	0	0	0	61	100	0.00	1.167										
38 Joe Smith, R ERA: 1.14	1.0	H	3	0	0	0	1	0	0	0	0	0	0	7	8	0.00	0.000										
52 Vinnie Pestano, R ERA: 3.08	1.0	B	5	2	2	2	0	0	0	0	0	0	1	12	14	18.00	2.000										
49 Tony Sipp, L ERA: 3.07	1.0	W	3	0	0	0	1	0	0	0	0	0	0	10	11	0.00	0.000										

Los Angeles Angels @ Cleveland Indians  
 Progressive Field, Cleveland, OH  
 Mon Jul 25 2011, 7:08 PM - 10:11 PM EDT  
 Att: 19,384 - Partly Cloudy - 82 F

AB	32
R	2
H	6
RBI	2
BB	3
SO	5
LOB	11



Batter	1	2	3	4	5	6	7	8	9	AB	R	H	RBI	BB	SO	LOB	BOTTOM										
12 Ezequiel Carrera, L OBP: 0.333, SLG: 0.257	K2-3																										
26 Austin Kearns, R OBP: 0.319, SLG: 0.318																											
23 Michael Brantley, L OBP: 0.337, SLG: 0.593																											
13 Asdrubal Cabrera, S OBP: 0.341, SLG: 0.490																											
48 Travis Hafner, L OBP: 0.403, SLG: 0.503																											
20 Orlando Cabrera, R(9, PR) OBP: 0.271, SLG: 0.319																											
41 Carlos Santana, S OBP: 0.353, SLG: 0.416																											
8 Lonnie Chisenhall, L OBP: 0.281, SLG: 0.426																											
9 Jack Hannahan, L OBP: 0.300, SLG: 0.338																											
28 Travis Buck, L OBP: 0.282, SLG: 0.352																											
22 Jason Kipnis, L OBP: 0.286, SLG: 0.167																											
6 Lou Marson, R OBP: 0.293, SLG: 0.344																											
7 Matt LaPorta, R(8, PH) OBP: 0.296, SLG: 0.398																											
<b>Inning Stats</b>	R: 1 H: 2 K: 2 S: 11	H: 0 LOB: 0 BB: 0 P: 18	R: 0 H: 0 K: 2 S: 10	H: 0 LOB: 1 BB: 1 P: 18	R: 0 H: 0 K: 1 S: 12	H: 0 LOB: 1 BB: 1 P: 20	R: 0 H: 1 K: 2 S: 9	H: 0 LOB: 0 BB: 0 P: 12	R: 0 H: 0 K: 1 S: 9	H: 0 LOB: 0 BB: 0 P: 13	R: 0 H: 0 K: 0 S: 12	H: 0 LOB: 0 BB: 0 P: 18	R: 0 H: 0 K: 1 S: 8	H: 0 LOB: 0 BB: 0 P: 13	R: 0 H: 0 K: 1 S: 10	H: 0 LOB: 0 BB: 0 P: 14	R: 2 H: 3 K: 1 S: 13	H: 3 LOB: 3 BB: 1 P: 23	1B: 4 2B: 2 3B: 0 HR: 0	SF: 0 SAC: 0 DP: 0 HBP: 1	WP: 0 PA: 36 PB: 0 SB: 1 CS: 1						
<b>PITCHER</b>	IP	WLS	BF	H	R	ER	SO	BB	IBB	HBP	BLK	WP	HR	S	P	ERA	WHIP										
24 Dan Haren, R ERA: 3.01	7.2		27	3	1	1	10	2	0	0	0	0	0	79	123	1.17	0.652										
37 Scott Downs, L ERA: 1.31	0.1	H	1	0	0	0	0	0	0	0	0	0	0	2	3	0.00	0.000										
51 Jordan Walden, R ERA: 3.05	0.1	L	5	2	2	2	1	1	0	1	0	0	0	11	19	54.00	9.000										
21 Hisanori Takahashi, L ERA: 3.25	0.1		2	1	0	0	0	0	0	0	0	0	0	2	4	0.00	3.000										

Los Angeles Angels @ Cleveland Indians  
 Progressive Field, Cleveland, OH  
 Mon Jul 25 2011, 7:08 PM - 10:11 PM EDT  
 Att: 19,384 - Partly Cloudy - 82 F

AB	31
R	3
H	6
RBI	3
BB	3
SO	11
LOB	9





Batter	1	2	3	4	5	6	7	8	9	AB	R	H	RBI	BB	SO	LOB	TOP			
2 Erick Aybar, S OBP: 0.317, SLG: 0.431	G5-3		G3-1			F8		G6-3		4	0	0	0	0	0	0	<b>Los Angeles Angels @ Cleveland Indians</b> Progressive Field, Cleveland, OH Tue Jul 26 2011, 7:07 PM - 9:42 PM EDT Att: 19,430 - Clear - 80 F <a href="http://livebaseballscorecards.com">livebaseballscorecards.com</a>			
48 Toni Hunter, R OBP: 0.311, SLG: 0.385	1B			P4		G6-3		G5-3		4	0	1	0	0	0	0				
53 Bobby Abreu, L OBP: 0.378, SLG: 0.353	L9		G1-3					G4-3		4	1	1	0	0	0	1				
10 Vernon Wells, R OBP: 0.250, SLG: 0.408	F9			K				G2-3		4	0	0	0	0	2	2				
6 Alberto Callaspo, S OBP: 0.368, SLG: 0.389	G1-3				F7			F7		4	0	0	0	0	0	1				
47 Howie Kendrick, R OBP: 0.360, SLG: 0.455	L1									2	1	1	0	1	0	0				
44 Mark Trumbo, R OBP: 0.297, SLG: 0.469	G1-3									3	0	1	2	0	0	1				
25 Peter Bourjos, R OBP: 0.313, SLG: 0.384	G5-3									3	0	0	0	0	1	2				
5 Jeff Mathis, R OBP: 0.229, SLG: 0.269	G5-3									3	0	0	0	0	1	0				
<b>Inning Stats</b>	R: 0 E: 0 K: 0 S: 7	H: 1 LOB: 1 BB: 9	R: 0 E: 0 K: 0 S: 12	H: 0 LOB: 0 BB: 14	R: 0 E: 0 K: 0 S: 8	H: 0 LOB: 0 BB: 12	R: 0 E: 0 K: 1 S: 8	H: 1 LOB: 1 BB: 0	R: 0 E: 0 K: 1 S: 6	H: 0 LOB: 0 BB: 8	R: 2 E: 0 K: 0 S: 13	H: 2 LOB: 1 BB: 1	R: 0 E: 0 K: 1 S: 6	H: 0 LOB: 0 BB: 7	R: 0 E: 0 K: 1 S: 9	H: 0 LOB: 0 BB: 15		1B: 3 2B: 1 3B: 0 HR: 0	SF: 0 SAC: 0 DP: 0 HBP: 0	WP: 0 PB: 0 SB: 0 CS: 0
<b>PITCHER</b>	IP WLS BF H R ER SO BB IBB HBP BLK WP HR S P ERA WHIP																			
43 Josh Tomlin, R ERA: 4.01	8.0 L 29 4 2 2 3 0 1 0 0 0 0 0 0 70 97 2.25 0.500																			
53 Rafael Perez, L ERA: 2.18	1.0 3 0 0 0 1 0 0 0 0 0 0 0 0 9 15 0.00 0.000																			

Batter	1	2	3	4	5	6	7	8	9	AB	R	H	RBI	BB	SO	LOB	BOTTOM			
12 Ezequiel Carrera, L OBP: 0.357, SLG: 0.270	F8									2	0	1	0	1	0	0	<b>Los Angeles Angels @ Cleveland Indians</b> Progressive Field, Cleveland, OH Tue Jul 26 2011, 7:07 PM - 9:42 PM EDT Att: 19,430 - Clear - 80 F <a href="http://livebaseballscorecards.com">livebaseballscorecards.com</a>			
26 Austin Kearns, R OBP: 0.322, SLG: 0.318										0	0	0	0	1	0	0				
23 Michael Brantley, L OBP: 0.333, SLG: 0.369	F8									4	0	0	0	0	0	4				
13 Asdrubal Cabrera, S OBP: 0.330, SLG: 0.485	K									4	0	0	0	0	1	2				
48 Travis Hafner, L OBP: 0.404, SLG: 0.500										3	0	1	0	1	0	0				
20 Orlando Cabrera, R OBP: 0.271, SLG: 0.316										0	0	0	0	0	0	0				
41 Carlos Santana, S OBP: 0.354, SLG: 0.417										4	0	2	0	0	1	1				
8 Lonnie Chisenhall, L OBP: 0.284, SLG: 0.422										3	0	1	0	0	2	1				
7 Matt LaPorta, R OBP: 0.296, SLG: 0.407										4	1	1	1	0	0	6				
22 Jason Kipnis, L OBP: 0.273, SLG: 0.300										4	0	1	0	0	2	5				
2B Travis Buck, L OBP: 0.277, SLG: 0.345										3	0	0	0	0	1	0				
<b>Inning Stats</b>	R: 0 E: 0 K: 1 S: 9	H: 0 LOB: 0 BB: 0	R: 0 E: 0 K: 2 S: 13	H: 0 LOB: 1 BB: 1	R: 0 E: 0 K: 0 S: 10	H: 1 LOB: 2 BB: 1	R: 0 E: 0 K: 1 S: 18	H: 2 LOB: 0 BB: 0	R: 0 E: 0 K: 0 S: 7	H: 1 LOB: 0 BB: 9	R: 1 E: 0 K: 1 S: 8	H: 1 LOB: 0 BB: 0	R: 0 E: 0 K: 0 S: 6	H: 0 LOB: 1 BB: 1	R: 0 E: 0 K: 1 S: 10	H: 2 LOB: 3 BB: 0	1B: 5 2B: 1 3B: 0 HR: 1	SF: 0 SAC: 1 DP: 3 HBP: 0	WP: 0 PB: 0 SB: 0 CS: 0	PA: 35
<b>PITCHER</b>	IP WLS BF H R ER SO BB IBB HBP BLK WP HR S P ERA WHIP																			
36 Jared Weaver, R ERA: 1.79	7.0 W 27 5 1 1 5 2 0 0 0 0 0 0 0 74 113 1.29 1.000																			
37 Scott Downs, L ERA: 1.27	1.0 H 3 0 0 0 0 1 0 0 0 0 0 0 6 14 0.00 1.000																			
51 Jordan Walden, R ERA: 2.98	1.0 S 5 2 0 0 1 0 0 0 0 0 0 0 10 16 0.00 2.000																			



Batter	1	2	3	4	5	6	7	8	9	AB	R	H	RBI	BB	SO	LOB	TOP			
13 Maicer Izturis, S OBP: 0.334, SLG: 0.384	F9		FC6				K			4	0	1	0	0	1	1				
2 Erick Aybar, S OBP: 0.314, SLG: 0.427	G3		K							4	0	0	0	0	2	3				
48 Tori Hunter, R OBP: 0.310, SLG: 0.387	K									4	1	1	0	0	2	0				
10 Vernon Wells, R OBP: 0.250, SLG: 0.406		F8								4	0	1	0	0	1	1				
47 Howie Kendrick, R OBP: 0.361, SLG: 0.454		G6-3								3	1	1	0	1	0	1				
44 Mark Trumbo, R OBP: 0.294, SLG: 0.463		P4								4	0	0	0	0	1	4				
25 Peter Bourjos, R OBP: 0.315, SLG: 0.392			K							4	1	2	1	0	2	1				
27 Mike Trout, R OBP: 0.217, SLG: 0.286			E5							3	0	0	1	0	0	1				
46 Bobby Wilson, R OBP: 0.275, SLG: 0.250			F9							4	0	0	0	0	0	2				
<b>Inning Stats</b>	R: 0 E: 0 K: 1 S: 10	H: 0 LOB: 0 BB: 0 P: 14	R: 0 E: 0 K: 0 S: 11	H: 0 LOB: 0 BB: 0 P: 19	R: 0 E: 2 K: 2 S: 12	H: 0 LOB: 2 BB: 0 P: 18	R: 0 E: 1 K: 0 S: 9	H: 1 LOB: 1 BB: 0 P: 14	R: 1 E: 0 K: 2 S: 10	H: 2 LOB: 1 BB: 0 P: 15	R: 0 E: 0 K: 1 S: 8	H: 0 LOB: 0 BB: 0 P: 12	R: 0 E: 0 K: 3 S: 10	H: 0 LOB: 0 BB: 0 P: 14	R: 1 E: 1 K: 0 S: 11	H: 1 LOB: 1 BB: 1 P: 20	1B: 3 2B: 2 3B: 1 HR: 0	SF: 1 SAC: 0 DP: 0 HBP: 0	WP: 0 PB: 1 SB: 3 CS: 0	PA: 36
<b>PITCHER</b>	IP	WLS	BF	H	R	ER	SO	BB	IBB	HBP	BLK	WP	HR	S	P	ERA	WHIP			
31 David Huff, L ERA: 0.71	5.2	L	24	5	2	1	4	0	0	0	0	0	0	61	92	1.59	0.882			
36 Joe Smith, R ERA: 1.11	1.1		4	0	0	0	2	0	0	0	0	0	0	11	16	0.00	0.000			
52 Vinnie Pestano, R ERA: 3.0	1.0		3	0	0	0	3	0	0	0	0	0	0	10	14	0.00	0.000			
54 Chris Perez, R ERA: 2.95	1.0		5	1	1	0	0	1	0	0	0	0	0	11	20	0.00	2.000			

Los Angeles Angels @ Cleveland Indians  
 Progressive Field, Cleveland, OH  
 Wed Jul 27 2011, 12:06 PM - 2:27 PM EDT  
 Att: 21,546 - Partly Cloudy - 81 F

AB	34
R	3
H	6
RBI	2
BB	1
SO	9
LOB	14



Batter	1	2	3	4	5	6	7	8	9	AB	R	H	RBI	BB	SO	LOB	BOTTOM					
12 Ezequiel Carrera, L OBP: 0.324, SLG: 0.244	E6		G6-3							4	1	0	0	0	1	0						
23 Michael Brantley, L OBP: 0.330, SLG: 0.365	F9									4	0	0	0	0	0	1						
13 Asdrubal Cabrera, S OBP: 0.336, SLG: 0.452	G4-3									3	0	0	0	0	1	1						
48 Travis Hafner, L OBP: 0.399, SLG: 0.493	K									3	0	0	0	0	2	0						
41 Carlos Santana, S OBP: 0.351, SLG: 0.413										3	0	0	0	0	1	0						
8 Lonnie Chisenhall, L OBP: 0.298, SLG: 0.409										2	0	0	0	1	0	0						
7 Matt LaPorta, R OBP: 0.292, SLG: 0.402										3	0	0	0	0	2	1						
22 Jason Kipnis, L OBP: 0.214, SLG: 0.231										3	0	0	0	0	1	1						
26 Austin Kearns, R OBP: 0.318, SLG: 0.313										2	0	0	0	0	1	0						
28 Travis Buck, L OBP: 0.275, SLG: 0.342										1	0	0	0	0	1	0						
<b>Inning Stats</b>	R: 1 E: 1 K: 1 S: 10	H: 0 LOB: 0 BB: 0 P: 15	R: 0 E: 0 K: 1 S: 8	H: 0 LOB: 0 BB: 0 P: 13	R: 0 E: 0 K: 1 S: 8	H: 0 LOB: 0 BB: 0 P: 10	R: 0 E: 0 K: 1 S: 8	H: 0 LOB: 0 BB: 0 P: 10	R: 0 E: 0 K: 1 S: 4	H: 0 LOB: 0 BB: 0 P: 6	R: 0 E: 0 K: 1 S: 7	H: 0 LOB: 0 BB: 0 P: 9	R: 0 E: 0 K: 1 S: 8	H: 0 LOB: 0 BB: 0 P: 9	R: 0 E: 0 K: 3 S: 15	H: 0 LOB: 1 BB: 1 P: 22	R: 0 E: 0 K: 1 S: 8	H: 0 LOB: 0 BB: 0 P: 11	1B: 0 2B: 0 3B: 0 HR: 0	SF: 0 SAC: 0 DP: 0 HBP: 0	WP: 1 PB: 0 SB: 1 CS: 0	PA: 29
<b>PITCHER</b>	IP	WLS	BF	H	R	ER	SO	BB	IBB	HBP	BLK	WP	HR	S	P	ERA	WHIP					
54 Ervin Santana, R ERA: 3.47	9.0	W	29	4	1	0	10	1	0	0	0	1	0	76	105	0.00	0.111					

Los Angeles Angels @ Cleveland Indians  
 Progressive Field, Cleveland, OH  
 Wed Jul 27 2011, 12:06 PM - 2:27 PM EDT  
 Att: 21,546 - Partly Cloudy - 81 F

AB	28
R	1
H	0
RBI	0
BB	1
SO	10
LOB	4









Batter	1	2	3	4	5	6	7	8	9	AB	R	H	RBI	BB	SO	LOB	TOP		
4 Alex Gordon, L (1, 7) OBP: 0.374, SLG: 0.488										3	1	1	0	1	0	1	<b>Kansas City Royals @ Cleveland Indians</b> Progressive Field, Cleveland, OH Sat Jul 30 2011, 7:07 PM - 10:02 PM EDT Att: 31,436 - Clear - 82 F		
53 Melky Cabrera, S (1, 8) OBP: 0.337, SLG: 0.463										4	0	3	0	0	0	1			
16 Billy Butler, R (1, 10) OBP: 0.378, SLG: 0.456										4	0	1	0	0	2	4			
35 Eric Hosmer, L (1, 3) OBP: 0.335, SLG: 0.452										4	0	1	1	0	1	4			
21 Jeff Francoeur, R (1, 9) OBP: 0.322, SLG: 0.456										4	1	1	0	0	0	4			
8 Mike Moustakas, L (1, 5) OBP: 0.299, SLG: 0.252										3	0	0	0	0	0	1			
15 Matt Treanor, R (1, 2) 3 Brayan Peña, S (6, 2) OBP: 0.311, SLG: 0.379										2	0	0	0	0	2	0		<b>AB 34</b> <b>R 2</b> <b>H 10</b> <b>RBI 2</b> <b>BB 1</b> <b>SO 5</b> <b>LOB 20</b>	
17 Chris Getz, L (1, 4) OBP: 0.318, SLG: 0.289										4	0	2	1	0	0	1			
2 Alcides Escobar, R (1, 6) OBP: 0.285, SLG: 0.328										4	0	0	0	0	0	3			
<b>Inning Stats</b>	R: 1 H: 1 E: 0 K: 1 S: 11	H: 1 LOB: 1 BB: 1 P: 21	R: 0 H: 1 E: 0 K: 1 S: 8	H: 1 LOB: 1 BB: 0 P: 12	R: 0 H: 2 E: 0 K: 0 S: 8	H: 2 LOB: 2 BB: 0 P: 9	R: 0 H: 0 E: 0 K: 1 S: 7	H: 0 LOB: 0 BB: 0 P: 12	R: 0 H: 1 E: 0 K: 0 S: 9	H: 1 LOB: 1 BB: 0 P: 12	R: 0 H: 1 E: 0 K: 0 S: 9	H: 1 LOB: 1 BB: 0 P: 13	R: 0 H: 1 E: 0 K: 2 S: 10	H: 1 LOB: 1 BB: 0 P: 12	R: 1 H: 2 E: 0 K: 0 S: 9	H: 2 LOB: 1 BB: 0 P: 13	1B: 8 2B: 2 3B: 0 HR: 0	SF: 0 SAC: 1 DP: 1 HBP: 0	WP: 0 PA: 37 PB: 0 SB: 1 CS: 1
<b>PITCHER</b>	IP WLS BF H R ER SO BB IBB HBP BLK WP HR S P ERA WHIP																		
63 Justin Masterson, R (1, 1) ERA: 2.96	8.0	32	9	2	2	5	1	0	0	0	0	0	0	0	72	106	2.25	1.250	
49 Tony Sipp, L (9, 1) ERA: 3.0	1.0	W 4	1	0	0	0	0	0	0	0	0	0	0	7	10	0.00	1.000		

Batter	1	2	3	4	5	6	7	8	9	AB	R	H	RBI	BB	SO	LOB	BOTTOM				
23 Michael Brantley, L (1, 7) OBP: 0.331, SLG: 0.386										3	0	1	1	1	1	2	<b>Kansas City Royals @ Cleveland Indians</b> Progressive Field, Cleveland, OH Sat Jul 30 2011, 7:07 PM - 10:02 PM EDT Att: 31,436 - Clear - 82 F				
22 Jason Kipnis, L (1, 4) OBP: 0.211, SLG: 0.176										4	0	0	0	0	2	3					
13 Asdrúbal Cabrera, S (1, 6) OBP: 0.337, SLG: 0.480										3	0	1	0	0	1	0					
48 Travis Hafner, L (1, 10) Orlando Cabrera, R (9, PR) OBP: 0.386, SLG: 0.474 OBP: 0.277, SLG: 0.321										4	0	0	0	0	0	2					
41 Carlos Santana, S (1, 2) OBP: 0.352, SLG: 0.421										4	1	2	0	0	0	1					
1 Kosuke Fukudome, L (1, 9) OBP: 0.365, SLG: 0.360										3	0	0	1	0	0	2					
8 Lonnie Chisenhall, L (1, 5) OBP: 0.311, SLG: 0.405										1	2	0	0	3	0	1					
7 Matt LaPorta, R (1, 3) OBP: 0.295, SLG: 0.420										4	1	2	3	0	0	2					
12 Ezequiel Carrera, L (1, 8) OBP: 0.327, SLG: 0.250										3	0	1	0	0	0	2					
<b>Inning Stats</b>	R: 0 H: 0 E: 0 K: 3 S: 10	H: 0 LOB: 0 BB: 0 P: 15	R: 0 H: 0 E: 0 K: 0 S: 6	H: 0 LOB: 0 BB: 0 P: 12	R: 0 H: 0 E: 0 K: 0 S: 5	H: 0 LOB: 0 BB: 1 P: 14	R: 0 H: 0 E: 0 K: 0 S: 12	H: 0 LOB: 0 BB: 1 P: 19	R: 0 H: 1 E: 0 K: 0 S: 14	H: 1 LOB: 1 BB: 0 P: 21	R: 0 H: 2 E: 0 K: 1 S: 12	H: 2 LOB: 1 BB: 0 P: 17	R: 0 H: 1 E: 0 K: 0 S: 10	H: 1 LOB: 1 BB: 0 P: 15	R: 1 H: 1 E: 0 K: 0 S: 16	H: 1 LOB: 1 BB: 1 P: 28	R: 4 H: 2 E: 0 K: 0 S: 15	H: 2 LOB: 1 BB: 1 P: 25	1B: 3 2B: 4 3B: 0 HR: 1	SF: 1 SAC: 0 DP: 2 HBP: 1	WP: 0 PA: 35 PB: 1 SB: 1 CS: 1
<b>PITCHER</b>	IP WLS BF H R ER SO BB IBB HBP BLK WP HR S P ERA WHIP																				
59 Felipe Paulino, R (1, 1) ERA: 4.2	6.0	21	4	0	0	0	2	0	0	0	0	0	0	0	62	104	0.00	1.000			
55 Tim Collins, L (7, 1) ERA: 3.5	1.0	H 4	0	1	0	0	1	0	0	0	0	0	0	15	21	0.00	1.000				
43 Aaron Crow, R (8, 1) ERA: 1.76	1.0	B 4	1	0	0	0	0	0	0	0	0	0	0	8	16	0.00	1.000				
48 Joaquin Soria, R (9, 1) ERA: 4.23	0.2	L 6	2	4	4	0	1	0	1	0	0	1	15	25	54.00	4.500					













Batter	1	2	3	4	5	6	7	8	9	AB	R	H	RBI	BB	SO	LOB	TOP									
23 Michael Brantley, L OBP: 0.325, SLG: 0.580										4	0	0	0	0	1	1										
22 Jason Kipnis, L OBP: 0.273, SLG: 0.581										4	1	1	1	0	2	0										
13 Asdrubal Cabrera, S OBP: 0.346, SLG: 0.951										4	0	1	0	0	3	0										
48 Travis Hafner, L OBP: 0.379, SLG: 0.475										4	0	1	0	0	1	1										
41 Carlos Santana, S OBP: 0.350, SLG: 0.421										4	0	0	0	0	1	1										
1 Kosuke Fukudome, L OBP: 0.364, SLG: 0.360										4	0	1	0	0	1	1										
8 Lonnie Chisenhall, L OBP: 0.289, SLG: 0.456										4	1	1	1	0	2	1										
7 Matt LaPorta, R OBP: 0.295, SLG: 0.415										3	0	1	0	0	0	0										
12 Ezequiel Carrera, L OBP: 0.351, SLG: 0.327										3	0	1	0	0	0	2										
<b>Inning Stats</b>	R: 1 H: 1 E: 0 K: 2 S: 9	H: 1 LOB: 0 BB: 0 P: 12	R: 0 H: 2 E: 0 K: 1 S: 10	H: 2 LOB: 2 BB: 0 P: 15	R: 0 H: 1 E: 0 K: 1 S: 8	H: 1 LOB: 1 BB: 0 P: 11	R: 1 H: 1 E: 0 K: 1 S: 9	H: 1 LOB: 0 BB: 0 P: 12	R: 0 H: 1 E: 0 K: 1 S: 14	H: 1 LOB: 1 BB: 0 P: 21	R: 0 H: 0 E: 0 K: 1 S: 7	H: 1 LOB: 1 BB: 0 P: 11	R: 0 H: 0 E: 0 K: 1 S: 9	H: 0 LOB: 0 BB: 0 P: 10	R: 0 H: 0 E: 0 K: 1 S: 9	H: 0 LOB: 0 BB: 0 P: 10	1B: 3 2B: 2 3B: 0 HR: 2	SF: 0 SAC: 0 DP: 0 HBP: 0	WP: 0 PB: 0 SB: 1 CS: 0	PA: 34						
<b>PITCHER</b>	IP WLS BF H R ER SO BB IBB HBP BLK WP HR S P ERA WHIP	IP WLS BF H R ER SO BB IBB HBP BLK WP HR S P ERA WHIP	IP WLS BF H R ER SO BB IBB HBP BLK WP HR S P ERA WHIP	IP WLS BF H R ER SO BB IBB HBP BLK WP HR S P ERA WHIP	IP WLS BF H R ER SO BB IBB HBP BLK WP HR S P ERA WHIP	IP WLS BF H R ER SO BB IBB HBP BLK WP HR S P ERA WHIP	IP WLS BF H R ER SO BB IBB HBP BLK WP HR S P ERA WHIP	IP WLS BF H R ER SO BB IBB HBP BLK WP HR S P ERA WHIP	IP WLS BF H R ER SO BB IBB HBP BLK WP HR S P ERA WHIP	IP WLS BF H R ER SO BB IBB HBP BLK WP HR S P ERA WHIP	IP WLS BF H R ER SO BB IBB HBP BLK WP HR S P ERA WHIP	IP WLS BF H R ER SO BB IBB HBP BLK WP HR S P ERA WHIP	IP WLS BF H R ER SO BB IBB HBP BLK WP HR S P ERA WHIP	IP WLS BF H R ER SO BB IBB HBP BLK WP HR S P ERA WHIP	IP WLS BF H R ER SO BB IBB HBP BLK WP HR S P ERA WHIP	IP WLS BF H R ER SO BB IBB HBP BLK WP HR S P ERA WHIP	IP WLS BF H R ER SO BB IBB HBP BLK WP HR S P ERA WHIP	IP WLS BF H R ER SO BB IBB HBP BLK WP HR S P ERA WHIP	IP WLS BF H R ER SO BB IBB HBP BLK WP HR S P ERA WHIP	IP WLS BF H R ER SO BB IBB HBP BLK WP HR S P ERA WHIP	IP WLS BF H R ER SO BB IBB HBP BLK WP HR S P ERA WHIP					
19 Josh Beckett, R ERA: 2.2	6.0 24 7 1 0 0 0 0 0 0 0 0 2 60 85 3.00 1.000	2.0 7 1 0 0 0 3 0 0 0 0 0 0 16 22 0.00 0.500	1.0 3 0 0 0 1 0 0 0 0 0 0 0 9 10 0.00 0.000																							
46 Franklin Morales, L ERA: 3.9																										
58 Jonathan Papelbon, R ERA: 3.43																										

Cleveland Indians @ Boston Red Sox  
Fenway Park, Boston, MA  
Tue Aug 02 2011, 8:46 PM - 11:53 PM EDT  
Att: 38,101 - Cloudy - 67 F

AB 34  
R 2  
H 7  
RBI 2  
BB 0  
SO 11  
LOB 7



Batter	1	2	3	4	5	6	7	8	9	AB	R	H	RBI	BB	SO	LOB	BOTTOM								
2 Jacoby Ellsbury, L OBP: 0.374, SLG: 0.510										5	0	1	1	0	1	2									
15 Dustin Pedroia, R OBP: 0.406, SLG: 0.487										4	0	2	0	0	0	0									
28 Adrián González, L OBP: 0.417, SLG: 0.589										3	0	1	0	1	0	3									
20 Kevin Youkilis, R OBP: 0.388, SLG: 0.497										4	1	1	1	0	2	3									
10 Marco Scutaro, R OBP: 0.343, SLG: 0.373										0	0	0	0	0	0	0									
34 David Ortiz, L OBP: 0.376, SLG: 0.536										2	1	0	0	2	0	1									
13 Carl Crawford, L OBP: 0.280, SLG: 0.379										4	0	0	0	0	2	3									
3 Mike Aviles, R OBP: 0.282, SLG: 0.391										4	0	1	0	0	0	0									
33 Jason Varitek, S OBP: 0.315, SLG: 0.425										4	0	1	0	0	2	2									
39 Jarrod Saltalamacchia, (R PR) OBP: 0.329, SLG: 0.482										0	1	0	0	0	0	0									
54 Darnell McDonald, R OBP: 0.263, SLG: 0.321										2	0	0	0	0	1	2									
16 Josh Reddick, L OBP: 0.374, SLG: 0.548										2	0	1	0	0	1	0									
<b>Inning Stats</b>	R: 0 H: 1 E: 0 K: 1 S: 15	H: 1 LOB: 1 BB: 0 P: 21	R: 1 H: 1 E: 1 K: 3 S: 19	H: 1 LOB: 2 BB: 1 P: 26	R: 0 H: 0 E: 0 K: 0 S: 11	H: 0 LOB: 0 BB: 1 P: 24	R: 0 H: 0 E: 0 K: 2 S: 8	H: 0 LOB: 0 BB: 0 P: 12	R: 0 H: 1 E: 1 K: 0 S: 11	H: 1 LOB: 1 BB: 0 P: 19	R: 1 H: 1 E: 0 K: 1 S: 10	H: 1 LOB: 0 BB: 0 P: 14	R: 0 H: 0 E: 0 K: 1 S: 6	H: 0 LOB: 0 BB: 0 P: 9	R: 0 H: 1 E: 0 K: 1 S: 10	H: 1 LOB: 2 BB: 1 P: 21	R: 1 H: 3 E: 0 K: 0 S: 7	H: 3 LOB: 2 BB: 0 P: 10	1B: 6 2B: 1 3B: 0 HR: 1	SF: 0 SAC: 0 DP: 1 HBP: 0	WP: 1 PB: 0 SB: 1 CS: 0	PA: 37			
<b>PITCHER</b>	IP WLS BF H R ER SO BB IBB HBP BLK WP HR S P ERA WHIP	IP WLS BF H R ER SO BB IBB HBP BLK WP HR S P ERA WHIP	IP WLS BF H R ER SO BB IBB HBP BLK WP HR S P ERA WHIP	IP WLS BF H R ER SO BB IBB HBP BLK WP HR S P ERA WHIP	IP WLS BF H R ER SO BB IBB HBP BLK WP HR S P ERA WHIP	IP WLS BF H R ER SO BB IBB HBP BLK WP HR S P ERA WHIP	IP WLS BF H R ER SO BB IBB HBP BLK WP HR S P ERA WHIP	IP WLS BF H R ER SO BB IBB HBP BLK WP HR S P ERA WHIP	IP WLS BF H R ER SO BB IBB HBP BLK WP HR S P ERA WHIP	IP WLS BF H R ER SO BB IBB HBP BLK WP HR S P ERA WHIP	IP WLS BF H R ER SO BB IBB HBP BLK WP HR S P ERA WHIP	IP WLS BF H R ER SO BB IBB HBP BLK WP HR S P ERA WHIP	IP WLS BF H R ER SO BB IBB HBP BLK WP HR S P ERA WHIP	IP WLS BF H R ER SO BB IBB HBP BLK WP HR S P ERA WHIP	IP WLS BF H R ER SO BB IBB HBP BLK WP HR S P ERA WHIP	IP WLS BF H R ER SO BB IBB HBP BLK WP HR S P ERA WHIP	IP WLS BF H R ER SO BB IBB HBP BLK WP HR S P ERA WHIP	IP WLS BF H R ER SO BB IBB HBP BLK WP HR S P ERA WHIP	IP WLS BF H R ER SO BB IBB HBP BLK WP HR S P ERA WHIP	IP WLS BF H R ER SO BB IBB HBP BLK WP HR S P ERA WHIP	IP WLS BF H R ER SO BB IBB HBP BLK WP HR S P ERA WHIP				
31 David Huff, L ERA: 0.51	5.0 21 1 1 1 1 0 0 0 0 0 0 1 8 12 13.50 1.500	0.2 3 1 1 1 1 0 0 0 0 0 0 0 1 8 12 13.50 1.500	1.1 5 1 0 0 1 0 0 0 0 0 0 0 11 15 0.00 0.750	1.0 4 0 0 0 1 0 1 0 0 0 0 0 7 17 0.00 0.000	3.05 1 1 1 0 0 0 0 0 0 0 0 0 7 10 27.00 9.000																				
53 Rafael Perez, L ERA: 2.25																									
3B Joe Smith, R ERA: 1.06																									
49 Tony Sipp, L ERA: 3.05																									
52 Winnie Pestano, R ERA: 3.12																									

Cleveland Indians @ Boston Red Sox  
Fenway Park, Boston, MA  
Tue Aug 02 2011, 8:46 PM - 11:53 PM EDT  
Att: 38,101 - Cloudy - 67 F

AB 34  
R 3  
H 8  
RBI 2  
BB 3  
SO 9  
LOB 16









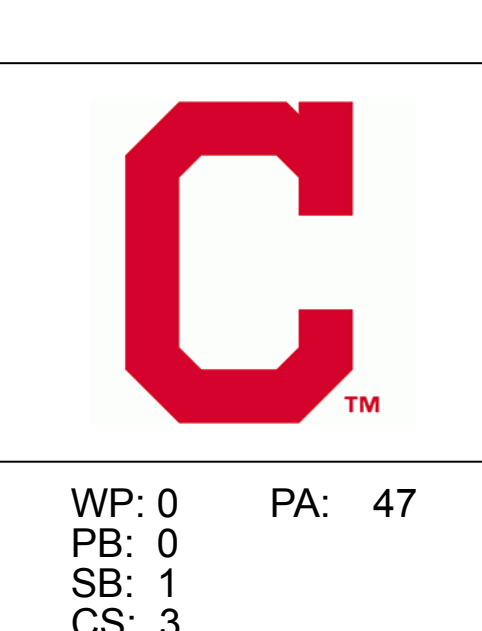




Batter	1	2	3	4	5	6	7	8	9	10	11	AB	R	H	RBI	BB	SO	LOB	TOP					
12 Ezequiel Carrera, L OBP: 0.296, SLG: 0.288	(1, 8) K	(1, 2) L9		(1, 0) G1-3			(1, 0) L9		(1, 2) G4-3		(1, 0) P3	6	0	0	0	0	1	2						
22 Jason Kipnis, L OBP: 0.319, SLG: 0.571	(1, 4) 1B	(1, 2) G4-3		(1, 3) K			(1, 2) F7		(1, 4) BB			4	1	1	1	1	1	1						
13 Asdrúbal Cabrera, S OBP: 0.347, SLG: 0.484	(1, 6) 1B	(1, 2) E6		(1, 2) G4-3			(1, 2) HBP		(1, 2) F7			4	2	1	0	0	0	2						
41 Carlos Santana, S OBP: 0.355, SLG: 0.440	(1, 2) HR	(1, 1) 2B		(1, 4) BB			(1, 3) K		(1, 2) L9			4	1	2	5	1	1	1						
7 Matt LaPorta, R OBP: 0.299, SLG: 0.416	(1, 3) HBP	(1, 2) CS		(1, 2) G6-3			(1, 2) F7		(1, 1) 1B		(1, 1) 1B	4	0	1	0	0	1	1						
1 Kosuke Fukudome, L OBP: 0.354, SLG: 0.363	(1, 9) L7	(1, 2) G4-3		(1, 1) P5			(1, 3) K		(1, 2) 1B		(1, 2) 1B	5	0	2	0	0	0	2						
47 Shelley Duncan, R OBP: 0.288, SLG: 0.433	(1, 10) FC6-4	(1, 2) HR		(1, 0) HR			(1, 2) 1B		(1, 2) BB		(1, 2) G6-4-3	4	1	2	1	1	0	3						
26 Austin Keams, R OBP: 0.302, SLG: 0.287	(1, 7) 1B	(1, 2) BB		(1, 3) K			(1, 0) L5		(1, 2) 1B		(1, 2) G4-6-3	3	1	0	0	1	2	3						
23 Michael Brantley, L OBP: 0.327, SLG: 0.381	(0, 7) 1B	(1, 2) BB		(1, 3) K			(1, 0) L5		(1, 3) K		(1, 2) 1B	1	0	1	0	0	0	0						
16 Jason Donald, R OBP: 0.273, SLG: 0.200	(1, 5) 1B	(1, 2) G4-3		(1, 0) K			(1, 3) K		(1, 0) G5-3		(1, 2) G4-6-3	5	1	1	0	0	2	2						
<b>Inning Stats</b>	R: 3 E: 0 K: 1 S: 22	H: 3 LOB: 1 BB: 0 P: 32	R: 3 E: 1 K: 0 S: 13	H: 2 LOB: 0 BB: 1 P: 24	R: 1 E: 0 K: 1 S: 9	H: 1 LOB: 0 BB: 0 P: 14	R: 0 E: 0 K: 2 S: 8	H: 0 LOB: 0 BB: 0 P: 12	R: 0 E: 0 K: 0 S: 9	H: 1 LOB: 0 BB: 0 P: 10	R: 0 E: 0 K: 1 S: 12	H: 0 LOB: 1 BB: 0 P: 19	R: 0 E: 0 K: 2 S: 10	H: 1 LOB: 2 BB: 1 P: 22	R: 0 E: 0 K: 0 S: 10	H: 0 LOB: 1 BB: 1 P: 18	R: 0 E: 0 K: 0 S: 11	H: 2 LOB: 1 BB: 0 P: 15	R: 0 E: 0 K: 0 S: 6	H: 1 LOB: 0 BB: 0 P: 9	1B: 8 2B: 2 3B: 0 HR: 2	SF: 0 SAC: 0 DP: 3 HBP: 2	WP: 0 PB: 0 SB: 1 CS: 3	PA: 47
<b>PITCHER</b>	45 Derek Holland, L ERA: 4.35	IP: 1.2 WLS: 1 BF: 13	H: 5 R: 6 ER: 4 SO: 1	BB: 1 IBB: 0 HBP: 0 BLK: 0	WP: 0 HR: 1 S: 34 P: 53	ERA: 21.60 WHIP: 3.600	30 Neftali Feliz, R ERA: 3.05	IP: 1.2 WLS: 1 BF: 7	H: 1 R: 0 ER: 0 SO: 1	BB: 0 IBB: 0 HBP: 0 BLK: 0	WP: 0 HR: 0 S: 11 P: 11	ERA: 0.00 WHIP: 0.600												
39 Scott Feldman, R ERA: 2.94	IP: 3.1 WLS: 1 BF: 11	H: 1 R: 1 ER: 1 SO: 3	BB: 0 IBB: 0 HBP: 0 BLK: 0	WP: 0 HR: 0 S: 27 P: 46	ERA: 2.70 WHIP: 0.600	22 Yoshinori Tateyama, R ERA: 2.76	IP: 2.0 WLS: 1 BF: 7	H: 0 R: 0 ER: 0 SO: 2	BB: 0 IBB: 0 HBP: 0 BLK: 0	WP: 0 HR: 0 S: 21 P: 29	ERA: 0.00 WHIP: 0.500	57 Mark Lowe, R ERA: 3.62	IP: 1.0 WLS: 1 BF: 4	H: 1 R: 0 ER: 0 SO: 2	BB: 1 IBB: 0 HBP: 0 BLK: 0	WP: 0 HR: 0 S: 10 P: 22	ERA: 0.00 WHIP: 2.000	37 Mike Adams, R ERA: 1.23	IP: 1.1 WLS: 1 BF: 7	H: 2 R: 0 ER: 0 SO: 0	BB: 0 IBB: 0 HBP: 0 BLK: 0	WP: 0 HR: 0 S: 19 P: 31	ERA: 0.00 WHIP: 2.250	

Cleveland Indians @ Texas Rangers  
Rangers Ballpark in Arlington, Arlington, TX  
Fri Aug 05 2011, 8:10 PM - 12:08 AM EDT  
Att: 37,842 - Clear - 105 F


AB	40
R	7
H	11
RBI	7
BB	4
SO	8
LOB	17



Batter	1	2	3	4	5	6	7	8	9	10	11	AB	R	H	RBI	BB	SO	LOB	BOTTOM				
5 Ian Kinsler, R OBP: 0.344, SLG: 0.427	(1, 4) 1B	(1, 2) BB		(1, 2) L6		(1, 0) F8		(1, 1) F9		(1, 1) L6		5	1	1	0	1	0	1					
1 Elvis Andrus, R OBP: 0.335, SLG: 0.344	(1, 6) 1B	(1, 2) BB		(1, 3) K		(1, 0) G3-1		(1, 1) G5-3		(1, 0) 1B		5	1	2	1	1	1	1					
32 Josh Hamilton, L OBP: 0.355, SLG: 0.538	(1, 7) K	(1, 2) G4-3		(1, 3) K		(1, 2) K		(1, 2) K		(1, 0) 1B		6	1	2	1	0	3	3					
10 Michael Young, R OBP: 0.372, SLG: 0.500	(1, 5) 1B	(1, 2) G4-3		(1, 2) G5-3		(1, 2) F8		(1, 2) F8		(1, 2) HR		5	1	2	2	0	0	0					
17 Nelson Cruz, R OBP: 0.314, SLG: 0.537	(1, 9) K	(1, 2) K		(1, 3) K		(1, 3) K		(1, 0) F8		(1, 3) K		5	0	0	0	0	4	2					
25 Mike Napoli, R OBP: 0.381, SLG: 0.620	(1, 2) F9	(1, 2) 1B		(1, 2) 1B		(1, 0) HR		(1, 2) L8		(1, 2) F8		5	2	2	1	0	0	2					
18 Mitch Moreland, L OBP: 0.328, SLG: 0.435	(1, 3) G4-3	(1, 2) 2B		(1, 2) 2B		(1, 2) BB		(1, 2) BB		(1, 0) F9		3	1	1	1	2	0	0					
8 Yorvit Torrealba, R OBP: 0.300, SLG: 0.395	(1, 10) 1B	(1, 1) G1-3		(1, 3) K		(1, 2) 1B		(1, 3) K		(1, 1) F8		5	1	2	0	0	1	2					
9 Endy Chavez, L OBP: 0.331, SLG: 0.456	(1, 8) L4	(1, 2) 2B		(1, 3) K		(1, 0) SF9		(1, 3) K		(1, 0) P6		4	0	0	1	0	2	2					
<b>Inning Stats</b>	R: 1 E: 0 K: 2 S: 13	H: 2 LOB: 2 BB: 1 P: 26	R: 1 E: 0 K: 0 S: 11	H: 2 LOB: 1 BB: 1 P: 24	R: 1 E: 0 K: 1 S: 16	H: 2 LOB: 0 BB: 0 P: 21	R: 0 E: 0 K: 2 S: 10	H: 0 LOB: 0 BB: 0 P: 13	R: 0 E: 0 K: 0 S: 9	H: 0 LOB: 0 BB: 0 P: 9	R: 0 E: 0 K: 2 S: 12	H: 0 LOB: 1 BB: 1 P: 21	R: 0 E: 0 K: 1 S: 9	H: 2 LOB: 0 BB: 0 P: 16	R: 0 E: 0 K: 0 S: 6	H: 0 LOB: 0 BB: 0 P: 10	R: 1 E: 0 K: 0 S: 5	H: 2 LOB: 1 BB: 0 P: 7	1B: 7 2B: 3 3B: 0 HR: 2	SF: 1 SAC: 0 DP: 0 HBP: 0	WP: 2 PB: 0 SB: 1 CS: 0	PA: 48	
<b>PITCHER</b>	30 Ubaldo Jiménez, R ERA: 4.64	IP: 5.0 WLS: 1 BF: 25	H: 7 R: 5 ER: 5 SO: 7	BB: 3 IBB: 0 HBP: 0 BLK: 0	WP: 1 HR: 1 S: 63 P: 108	ERA: 9.00 WHIP: 2.000	53 Rafael Perez, L ERA: 2.36	IP: 1.2 WLS: 1 BF: 7	H: 2 R: 1 ER: 1 SO: 0	BB: 0 IBB: 0 HBP: 0 BLK: 0	WP: 1 HR: 0 S: 11 P: 17	ERA: 5.40 WHIP: 1.200											
37 Chad Durbin, R ERA: 6.36	IP: 1.0 WLS: 1 BF: 4	H: 1 R: 0 ER: 0 SO: 0	BB: 0 IBB: 0 HBP: 0 BLK: 0	WP: 0 HR: 0 S: 6 P: 12	ERA: 0.00 WHIP: 1.000	36 Joe Smith, R ERA: 1.23	IP: 1.0 WLS: 1 BF: 3	H: 0 R: 0 ER: 0 SO: 1	BB: 0 IBB: 0 HBP: 0 BLK: 0	WP: 0 HR: 0 S: 5 P: 9	ERA: 0.00 WHIP: 0.000	52 Vinnie Pestano, R ERA: 2.95	IP: 1.0 WLS: 1 BF: 4	H: 0 R: 0 ER: 0 SO: 2	BB: 1 IBB: 0 HBP: 0 BLK: 0	WP: 0 HR: 0 S: 12 P: 21	ERA: 0.00 WHIP: 1.000	54 Chris Perez, R ERA: 3.4	IP: 1.0 WLS: 1 BF: 5	H: 2 R: 2 ER: 2 SO: 1	BB: 0 IBB: 0 HBP: 0 BLK: 0	WP: 0 HR: 1 S: 9 P: 16	ERA: 18.00 WHIP: 2.000

Cleveland Indians @ Texas Rangers  
Rangers Ballpark in Arlington, Arlington, TX  
Fri Aug 05 2011, 8:10 PM - 12:08 AM EDT  
Att: 37,842 - Clear - 105 F

AB	43
R	8
H	12
RBI	7
BB	4
SO	11
LOB	13


















Batter	1	2	3	4	5	6	7	8	9	AB	R	H	RBI	BB	SO	LOB	TOP		
12 Andy Dirks, L (1, 8) OBP: 0.299, SLG: 0.414										4	0	0	0	0	1	2			
26 Brennan Boesch, L (1, 7) OBP: 0.343, SLG: 0.466										1	0	0	0	0	1	0			
32 Don Kelly, L (2, 7) OBP: 0.285, SLG: 0.335										3	0	0	0	0	1	2			
30 Magglio Ordonez, R (1, 9) OBP: 0.288, SLG: 0.300										4	0	0	0	0	1	0			
24 Miguel Cabrera, R (1, 3) OBP: 0.422, SLG: 0.552										4	0	1	0	0	0	0			
41 Victor Martinez, S (1, 10) OBP: 0.372, SLG: 0.438										4	1	0	0	0	0	1			
25 Ryan Raburn, R (1, 4) OBP: 0.264, SLG: 0.388										4	1	1	1	0	1	1			
13 Alex Avila, L (1, 2) OBP: 0.376, SLG: 0.491										3	1	1	0	1	1	1			
20 Wilson Betemit, S (1, 5) OBP: 0.346, SLG: 0.416										3	0	2	2	0	0	0			
39 Ramon Santiago, S (1, 6) OBP: 0.286, SLG: 0.309										3	0	0	0	0	0	3			
<b>Inning Stats</b>	R: 0 E: 0 K: 2 S: 11	H: 0 LOB: 0 BB: 0 P: 16	R: 0 E: 0 K: 1 S: 7	H: 0 LOB: 0 BB: 0 P: 11	R: 0 E: 0 K: 0 S: 9	H: 2 LOB: 2 BB: 0 P: 16	R: 3 E: 0 K: 0 S: 14	H: 2 LOB: 1 BB: 0 P: 22	R: 0 E: 0 K: 1 S: 11	H: 1 LOB: 1 BB: 0 P: 17	R: 0 E: 0 K: 0 S: 8	H: 0 LOB: 0 BB: 0 P: 13	R: 0 E: 0 K: 2 S: 8	H: 0 LOB: 0 BB: 0 P: 13	R: 0 E: 0 K: 0 S: 6	H: 0 LOB: 0 BB: 0 P: 9	1B: 2 2B: 2 3B: 1 HR: 0	SF: 0 SAC: 0 DP: 0 HBP: 0	WP: 0 PA: 34 PB: 0 SB: 0 CS: 0
<b>PITCHER</b>	IP WLS BF H R ER SO BB IBB HBP BLK WP HR S P ERA WHIP																		
30 Ubaldo Jiménez, R (1, 1) ERA: 4.37	8.0	W	31	5	3	0	6	1	0	0	0	0	0	0	0	74	117	0.00	0.750
56 Frank Herrmann, R (9, 1) ERA: 4.42	1.0		3	0	0	0	0	0	0	0	0	0	0	0	6	9	0.00	0.000	

**Detroit Tigers @ Cleveland Indians**  
**Progressive Field, Cleveland, OH**  
 Wed Aug 10 2011, 7:08 PM - 9:44 PM EDT  
 Att: 23,258 - Partly Cloudy - 76 F


AB 33  
 R 3  
 H 5  
 RBI 3  
 BB 1  
 SO 6  
 LOB 10



Batter	1	2	3	4	5	6	7	8	9	AB	R	H	RBI	BB	SO	LOB	BOTTOM		
12 Ezequiel Carrera, L (1, 8) OBP: 0.286, SLG: 0.282										5	1	1	1	0	1	1			
22 Jason Kipnis, L (1, 4) OBP: 0.356, SLG: 0.656										5	4	5	3	0	0	0			
13 Asdrúbal Cabrera, S (1, 6) OBP: 0.349, SLG: 0.467										3	1	1	0	0	0	2			
16 Jason Donald, R (7, 6) OBP: 0.267, SLG: 0.286										1	0	0	0	0	0	1			
48 Travis Hafner, L (1, 10) OBP: 0.378, SLG: 0.474										4	0	2	1	0	1	1			
7 Matt LaPorta, R (8, PH) OBP: 0.295, SLG: 0.411										1	0	0	0	0	1	0			
41 Carlos Santana, S (1, 3) OBP: 0.354, SLG: 0.437										5	2	2	1	0	1	1			
1 Kosuke Fukudome, L (1, 9) OBP: 0.361, SLG: 0.367										5	0	3	1	0	0	2			
47 Shelley Duncan, R (1, 7) OBP: 0.289, SLG: 0.429										4	0	1	1	0	0	2			
26 Austin Kearns, R (7, 7) OBP: 0.302, SLG: 0.287										0	0	0	0	0	0	0			
8 Lonnie Chisenhall, L (1, 5) OBP: 0.284, SLG: 0.404										4	1	2	0	0	1	3			
6 Lou Marson, R (1, 2) OBP: 0.278, SLG: 0.319										4	1	1	0	0	0	1			
<b>Inning Stats</b>	R: 1 E: 0 K: 1 S: 15	H: 3 LOB: 2 BB: 0 P: 21	R: 3 E: 0 K: 0 S: 13	H: 3 LOB: 1 BB: 0 P: 23	R: 0 E: 0 K: 1 S: 7	H: 1 LOB: 1 BB: 0 P: 8	R: 4 E: 0 K: 1 S: 16	H: 5 LOB: 1 BB: 0 P: 26	R: 0 E: 0 K: 0 S: 9	H: 1 LOB: 0 BB: 0 P: 15	R: 2 E: 0 K: 1 S: 16	H: 4 LOB: 2 BB: 0 P: 25	R: 0 E: 0 K: 0 S: 8	H: 1 LOB: 1 BB: 0 P: 9	R: 0 E: 0 K: 1 S: 7	H: 0 LOB: 0 BB: 0 P: 11	1B: 10 2B: 7 3B: 0 HR: 1	SF: 0 SAC: 0 DP: 0 HBP: 1	WP: 1 PA: 42 PB: 0 SB: 0 CS: 0
<b>PITCHER</b>	IP WLS BF H R ER SO BB IBB HBP BLK WP HR S P ERA WHIP																		
21 Rick Porcello, R (1, 1) ERA: 4.83	3.2	L	23	11	8	8	3	0	0	1	0	0	0	0	0	45	70	19.64	3.000
34 David Pauley, R (4, 1) ERA: 2.45	2.2		13	6	2	2	1	0	0	0	0	0	0	0	34	52	6.75	2.250	
55 Daniel Schlereth, L (7, 1) ERA: 3.74	1.2		6	1	0	0	1	0	0	0	0	0	0	12	16	0.00	0.600		

**Detroit Tigers @ Cleveland Indians**  
**Progressive Field, Cleveland, OH**  
 Wed Aug 10 2011, 7:08 PM - 9:44 PM EDT  
 Att: 23,258 - Partly Cloudy - 76 F

AB 41  
 R 10  
 H 18  
 RBI 8  
 BB 0  
 SO 5  
 LOB 14













Batter	1	2	3	4	5	6	7	8	9	AB	R	H	RBI	BB	SO	LOB	TOP			
2 Denard Span, L OBP: 0.331, SLG: 0.342	G3		G4-3					G6-3		4	0	1	0	0	0	1	<b>Minnesota Twins @ Cleveland Indians</b> Progressive Field, Cleveland, OH Sat Aug 13 2011, 7:07 PM - 9:40 PM EDT Att: 30,619 - Clear - 80 F			
20 Matt Tolbert, S OBP: 0.256, SLG: 0.278	F7				G5-3		F9	F9		4	0	0	0	0	0	1				
7 Joe Mauer, L OBP: 0.350, SLG: 0.342	G4-3						F9	G1-3		4	0	1	0	0	0	1				
33 Justin Morneau, L OBP: 0.276, SLG: 0.335		P3			FC1-6				L8	4	1	1	0	0	0	1				
16 Jason Kubel, L OBP: 0.353, SLG: 0.478	G3				K2-3				G1-3	4	0	0	0	0	1	2				
25 Jim Thome, L OBP: 0.352, SLG: 0.459	P4									3	0	0	0	1	1	0				
22 Danny Valencia, R OBP: 0.289, SLG: 0.382			K							3	0	0	0	0	1	2				
21 Delmon Young, R OBP: 0.305, SLG: 0.357			G5-3							3	0	1	1	0	0	0				
1 Tsuyoshi Nishioka, S OBP: 0.289, SLG: 0.253						G5-3		K		3	0	1	0	0	1	2				
<b>Inning Stats</b>	R: 0 E: 0 K: 0 S: 8	H: 0 LOB: 0 BB: 0 P: 10	R: 0 E: 0 K: 0 S: 10	H: 0 LOB: 0 BB: 0 P: 15	R: 0 E: 0 K: 1 S: 10	H: 1 LOB: 1 BB: 0 P: 14	R: 0 E: 0 K: 1 S: 10	H: 1 LOB: 1 BB: 0 P: 17	R: 0 E: 0 K: 0 S: 7	H: 0 LOB: 0 BB: 0 P: 9	R: 0 E: 0 K: 0 S: 8	H: 1 LOB: 1 BB: 0 P: 11	R: 1 E: 0 K: 1 S: 13	H: 2 LOB: 2 BB: 1 P: 20	R: 0 E: 0 K: 0 S: 7	H: 0 LOB: 0 BB: 0 P: 13	1B: 4 2B: 1 3B: 0 HR: 0	SF: 0 SAC: 0 DP: 0 HBP: 0	WP: 0 PB: 0 SB: 0 CS: 0	PA: 33
<b>PITCHER</b>	IP WLS BF H R ER SO BB IBB HBP BLK WP HR S P ERA WHIP																			
43 Josh Tomlin, R ERA: 3.97	6.1 W 24 4 1 1 2 1 0 0 0 0 0 57 84 1.42 0.789																			
36 Joe Smith, R ERA: 1.71	0.1 H 2 1 0 0 0 0 0 0 0 0 0 6 9 0.00 3.000																			
53 Rafael Perez, L ERA: 2.27	0.1 H 1 0 0 0 1 0 0 0 0 0 0 3 3 0.00 0.000																			
49 Tony Sipp, L ERA: 2.88	1.0 H 3 0 0 0 0 0 0 0 0 0 0 7 10 0.00 0.000																			
54 Chris Perez, R ERA: 3.5	1.0 S 3 0 0 0 1 0 0 0 0 0 0 8 13 0.00 0.000																			

Batter	1	2	3	4	5	6	7	8	9	AB	R	H	RBI	BB	SO	LOB	BOTTOM	
17 Shin-Soo Choo, L OBP: 0.331, SLG: 0.348	P4									3	1	0	0	1	1	0	<b>Minnesota Twins @ Cleveland Indians</b> Progressive Field, Cleveland, OH Sat Aug 13 2011, 7:07 PM - 9:40 PM EDT Att: 30,619 - Clear - 80 F	
16 Jason Donald, R OBP: 0.316, SLG: 0.444	E4									4	1	2	0	0	1	0		
13 Asdrubal Cabrera, S OBP: 0.391, SLG: 0.482	K									3	1	2	3	1	1	1		
41 Carlos Santana, S OBP: 0.351, SLG: 0.442	P6									4	0	0	0	0	1	4		
47 Shelley Duncan, R OBP: 0.297, SLG: 0.415										3	0	1	0	0	2	0		
8 Lonnie Chisenhall, L OBP: 0.284, SLG: 0.396										1	0	0	0	0	0	0		
1 Kosuke Fukudome, L OBP: 0.269, SLG: 0.364										3	0	2	0	0	1	0		
7 Matt LaPorta, R OBP: 0.297, SLG: 0.413										4	0	2	0	0	1	2		
9 Jack Hannahan, L OBP: 0.301, SLG: 0.331										4	0	1	0	0	2	3		
12 Ezequiel Carrera, L OBP: 0.284, SLG: 0.281										3	0	0	0	0	1	2		
<b>Inning Stats</b>	R: 0 E: 1 K: 1 S: 12	H: 2 LOB: 2 BB: 0 P: 18	R: 0 E: 0 K: 2 S: 14	H: 2 LOB: 0 BB: 0 P: 21	R: 3 E: 0 K: 1 S: 13	H: 3 LOB: 0 BB: 1 P: 23	R: 0 E: 0 K: 1 S: 9	H: 1 LOB: 0 BB: 0 P: 11	R: 0 E: 0 K: 2 S: 9	H: 1 LOB: 1 BB: 0 P: 11	R: 0 E: 0 K: 2 S: 9	H: 1 LOB: 2 BB: 1 P: 17	R: 0 E: 0 K: 1 S: 10	H: 1 LOB: 1 BB: 0 P: 14	1B: 8 2B: 0 3B: 1 HR: 1	SF: 0 SAC: 1 DP: 1 HBP: 0	WP: 0 PB: 1 SB: 1 CS: 1	PA: 36
<b>PITCHER</b>	IP WLS BF H R ER SO BB IBB HBP BLK WP HR S P ERA WHIP																	
52 Brian Duensing, L ERA: 4.53	6.2 L 30 9 3 3 3 0 1 1 0 0 0 1 74 11 4.05 1.500																	
31 Alex Burnett, R ERA: 5.63	0.1 1 0 0 0 1 0 0 0 0 0 0 3 5 0.00 0.000																	
54 Phil Dumatrai, L ERA: 3.81	0.1 2 1 0 0 0 0 0 0 0 0 0 4 6 0.00 3.000																	
55 Matt Capps, R ERA: 4.41	0.2 2 0 0 0 1 0 0 0 0 0 0 6 8 0.00 0.000																	













Batter	1	2	3	4	5	6	7	8	9	AB	R	H	RBI	BB	SO	LOB	TOP							
23 Michael Brantley, L OBP: 0.326, SLG: 0.590										4	0	1	0	0	0	3								
16 Jason Donald, R OBP: 0.294, SLG: 0.345										4	0	0	0	0	2	5								
13 Asdrubal Cabrera, S OBP: 0.349, SLG: 0.485											4	0	1	1	1	1								
48 Travis Hafner, L OBP: 0.368, SLG: 0.461											4	0	0	0	1	3	4							
12 Ezequiel Carrera, L OBP: 0.292, SLG: 0.261											0	0	0	0	0	0								
41 Carlos Santana, S OBP: 0.350, SLG: 0.441											5	0	1	0	0	2	2							
17 Shin-Soo Choo, L OBP: 0.332, SLG: 0.346										5	1	1	0	0	3	3								
1 Kosuke Fukudome, L OBP: 0.360, SLG: 0.370										4	2	3	1	0	1	0								
7 Matt LaPorta, R OBP: 0.297, SLG: 0.418										4	1	1	2	0	0	3								
9 Jack Hannahan, L OBP: 0.315, SLG: 0.339										2	0	1	0	2	1	0								
<b>Inning Stats</b>	R: 0 E: 0 K: 2 S: 10	H: 1 LOB: 1 BB: 0 P: 14	R: 0 E: 0 K: 1 S: 13	H: 2 LOB: 3 BB: 1 P: 25	R: 0 E: 0 K: 1 S: 7	H: 0 LOB: 0 BB: 0 P: 11	R: 2 E: 0 K: 1 S: 20	H: 4 LOB: 2 BB: 0 P: 25	R: 0 E: 0 K: 1 S: 6	H: 0 LOB: 0 BB: 0 P: 9	R: 2 E: 0 K: 2 S: 21	H: 2 LOB: 3 BB: 2 P: 32	R: 0 E: 0 K: 2 S: 10	H: 0 LOB: 0 BB: 0 P: 14	R: 0 E: 0 K: 1 S: 7	H: 0 LOB: 0 BB: 1 P: 10	R: 0 E: 0 K: 2 S: 9	H: 0 LOB: 2 BB: 1 P: 16	1B: 5 2B: 2 3B: 1 HR: 1	SF: 0 SAC: 0 DP: 0 HBP: 2	WP: 0 PB: 0 SB: 1 CS: 0	PA: 42		
<b>PITCHER</b>	IP WLS BF H R ER SO BB IBB HBP BLK WP HR S P ERA WHIP	IP WLS BF H R ER SO BB IBB HBP BLK WP HR S P ERA WHIP	IP WLS BF H R ER SO BB IBB HBP BLK WP HR S P ERA WHIP	IP WLS BF H R ER SO BB IBB HBP BLK WP HR S P ERA WHIP	IP WLS BF H R ER SO BB IBB HBP BLK WP HR S P ERA WHIP	IP WLS BF H R ER SO BB IBB HBP BLK WP HR S P ERA WHIP	IP WLS BF H R ER SO BB IBB HBP BLK WP HR S P ERA WHIP	IP WLS BF H R ER SO BB IBB HBP BLK WP HR S P ERA WHIP	IP WLS BF H R ER SO BB IBB HBP BLK WP HR S P ERA WHIP	IP WLS BF H R ER SO BB IBB HBP BLK WP HR S P ERA WHIP	IP WLS BF H R ER SO BB IBB HBP BLK WP HR S P ERA WHIP	IP WLS BF H R ER SO BB IBB HBP BLK WP HR S P ERA WHIP	IP WLS BF H R ER SO BB IBB HBP BLK WP HR S P ERA WHIP	IP WLS BF H R ER SO BB IBB HBP BLK WP HR S P ERA WHIP	IP WLS BF H R ER SO BB IBB HBP BLK WP HR S P ERA WHIP	IP WLS BF H R ER SO BB IBB HBP BLK WP HR S P ERA WHIP	IP WLS BF H R ER SO BB IBB HBP BLK WP HR S P ERA WHIP	IP WLS BF H R ER SO BB IBB HBP BLK WP HR S P ERA WHIP	IP WLS BF H R ER SO BB IBB HBP BLK WP HR S P ERA WHIP	IP WLS BF H R ER SO BB IBB HBP BLK WP HR S P ERA WHIP	IP WLS BF H R ER SO BB IBB HBP BLK WP HR S P ERA WHIP	IP WLS BF H R ER SO BB IBB HBP BLK WP HR S P ERA WHIP	IP WLS BF H R ER SO BB IBB HBP BLK WP HR S P ERA WHIP	IP WLS BF H R ER SO BB IBB HBP BLK WP HR S P ERA WHIP

Cleveland Indians @ Chicago White Sox  
U.S. Cellular Field, Chicago, IL  
Thu Aug 18 2011, 8:12 PM - 11:15 PM EDT  
Att: 27,079 - Partly Cloudy - 73 F

livebaseballscorecards.com

AB 36  
R 4  
H 9  
RBI 4  
SO 13  
LOB 21

Batter	1	2	3	4	5	6	7	8	9	AB	R	H	RBI	BB	SO	LOB	BOTTOM							
1 Juan Pierre, L OBP: 0.336, SLG: 0.339											5	0	1	0	0	0								
30 Alejandro De Aza, L OBP: 0.319, SLG: 0.467											3	0	0	0	0	1								
20 Carlos Quentin, R OBP: 0.342, SLG: 0.501											4	1	2	1	1	1	0							
44 Adam Dunn, L OBP: 0.298, SLG: 0.298											4	0	2	0	0	1								
10 Alexei Ramirez, R OBP: 0.329, SLG: 0.406											4	0	0	0	0	1	3							
51 Alex Rios, R OBP: 0.285, SLG: 0.314											4	1	1	0	0	0	1							
11 Omar Vizquel, S OBP: 0.285, SLG: 0.303											4	0	2	0	0	0	1							
17 Tyler Flowers, R OBP: 0.441, SLG: 0.536											1	0	1	1	3	0	0							
15 Gordon Beckham, R OBP: 0.296, SLG: 0.341											4	0	0	0	0	2	7							
<b>Inning Stats</b>	R: 0 E: 0 K: 0 S: 11	H: 3 LOB: 2 BB: 0 P: 19	R: 0 E: 0 K: 0 S: 9	H: 0 LOB: 1 BB: 1 P: 17	R: 1 E: 0 K: 0 S: 12	H: 1 LOB: 0 BB: 0 P: 16	R: 1 E: 0 K: 0 S: 12	H: 2 LOB: 1 BB: 0 P: 20	R: 0 E: 0 K: 1 S: 9	H: 0 LOB: 1 BB: 1 P: 17	R: 0 E: 0 K: 1 S: 12	H: 1 LOB: 2 BB: 1 P: 19	R: 0 E: 0 K: 1 S: 11	H: 0 LOB: 0 BB: 0 P: 18	R: 0 E: 0 K: 2 S: 16	H: 2 LOB: 3 BB: 1 P: 26	R: 0 E: 0 K: 0 S: 9	H: 0 LOB: 0 BB: 0 P: 12	1B: 7 2B: 1 3B: 0 HR: 1	SF: 0 SAC: 0 DP: 1 HBP: 0	WP: 1 PB: 0 SB: 0 CS: 0	PA: 39		
<b>PITCHER</b>	IP WLS BF H R ER SO BB IBB HBP BLK WP HR S P ERA WHIP	IP WLS BF H R ER SO BB IBB HBP BLK WP HR S P ERA WHIP	IP WLS BF H R ER SO BB IBB HBP BLK WP HR S P ERA WHIP	IP WLS BF H R ER SO BB IBB HBP BLK WP HR S P ERA WHIP	IP WLS BF H R ER SO BB IBB HBP BLK WP HR S P ERA WHIP	IP WLS BF H R ER SO BB IBB HBP BLK WP HR S P ERA WHIP	IP WLS BF H R ER SO BB IBB HBP BLK WP HR S P ERA WHIP	IP WLS BF H R ER SO BB IBB HBP BLK WP HR S P ERA WHIP	IP WLS BF H R ER SO BB IBB HBP BLK WP HR S P ERA WHIP	IP WLS BF H R ER SO BB IBB HBP BLK WP HR S P ERA WHIP	IP WLS BF H R ER SO BB IBB HBP BLK WP HR S P ERA WHIP	IP WLS BF H R ER SO BB IBB HBP BLK WP HR S P ERA WHIP	IP WLS BF H R ER SO BB IBB HBP BLK WP HR S P ERA WHIP	IP WLS BF H R ER SO BB IBB HBP BLK WP HR S P ERA WHIP	IP WLS BF H R ER SO BB IBB HBP BLK WP HR S P ERA WHIP	IP WLS BF H R ER SO BB IBB HBP BLK WP HR S P ERA WHIP	IP WLS BF H R ER SO BB IBB HBP BLK WP HR S P ERA WHIP	IP WLS BF H R ER SO BB IBB HBP BLK WP HR S P ERA WHIP	IP WLS BF H R ER SO BB IBB HBP BLK WP HR S P ERA WHIP	IP WLS BF H R ER SO BB IBB HBP BLK WP HR S P ERA WHIP	IP WLS BF H R ER SO BB IBB HBP BLK WP HR S P ERA WHIP	IP WLS BF H R ER SO BB IBB HBP BLK WP HR S P ERA WHIP	IP WLS BF H R ER SO BB IBB HBP BLK WP HR S P ERA WHIP	IP WLS BF H R ER SO BB IBB HBP BLK WP HR S P ERA WHIP

Cleveland Indians @ Chicago White Sox  
U.S. Cellular Field, Chicago, IL  
Thu Aug 18 2011, 8:12 PM - 11:15 PM EDT  
Att: 27,079 - Partly Cloudy - 73 F

livebaseballscorecards.com

AB 35  
R 2  
H 9  
RBI 2  
SO 5  
LOB 14



Batter	1	2	3	4	5	6	7	8	9	AB	R	H	RBI	BB	SO	LOB	TOP			
23 Michael Brantley, L (1,7) OBP: 0.328, SLG: 0.591	F7		F8			F8		F8		4	0	1	0	0	0	0	<b>Cleveland Indians @ Detroit Tigers</b> Comerica Park, Detroit, MI Fri Aug 19 2011, 7:08 PM - 9:47 PM EDT Att. 44,222 - Clear - 82 F			
17 Shin-Soo Choo, L (1,9) OBP: 0.334, SLG: 0.346	G4-3		G4-3			G4-3		K		3	0	1	0	1	1					
13 Adrúbal Cabrera, S (1,6) OBP: 0.347, SLG: 0.481	G4-3					K		F9		4	0	0	0	0	1	2				
48 Travis Hafner, L (1,10) OBP: 0.363, SLG: 0.455	K					K		G4-3		4	0	0	0	0	2	2				
41 Carlos Santana, S (1,2) OBP: 0.349, SLG: 0.440	F9					P5		G4-3		4	1	1	0	0	0	0				
1 Kosuke Fukudome, L (1,8) OBP: 0.357, SLG: 0.366	G3-1					G6-3		K		4	0	0	0	0	1	1				
7 Matt LaPorta, R (1,3) OBP: 0.298, SLG: 0.418	G3					G3		K		3	0	1	0	0	1	1				
8 Lonnie Chisenhall, L (1,5) OBP: 0.278, SLG: 0.383	F7					F7		K		3	0	1	0	0	0	1				
2 Luis Valbuena, L (1,4) OBP: 0.120, SLG: 0.120	G4-3					K		G3		3	0	0	0	0	1	2				
<b>Inning Stats</b>	R: 0 E: 0 K: 1 S: 12	H: 0 LOB: 1 BB: 1 P: 23	R: 0 E: 0 K: 0 S: 7	H: 0 LOB: 0 BB: 0 P: 10	R: 0 E: 0 K: 0 S: 9	H: 1 LOB: 1 BB: 0 P: 13	R: 0 E: 0 K: 1 S: 8	H: 0 LOB: 0 BB: 0 P: 11	R: 0 E: 0 K: 1 S: 15	H: 1 LOB: 1 BB: 0 P: 23	R: 0 E: 0 K: 2 S: 21	H: 2 LOB: 1 BB: 0 P: 32	R: 0 E: 0 K: 1 S: 7	H: 0 LOB: 0 BB: 0 P: 13	R: 0 E: 0 K: 0 S: 8	H: 0 LOB: 0 BB: 0 P: 14	1B: 4 2B: 1 3B: 0 HR: 0	SF: 0 SAC: 0 DP: 0 HBP: 0	WP: 2 PB: 0 SB: 1 CS: 0	PA: 33
<b>PITCHER</b>	IP WLS BF H R ER SO BB IBB HBP BLK WP HR S P ERA WHIP	7.0 W 27 5 1 1 6 1 0 0 0 2 0 80 127 1.29 0.857	1.0 H 3 0 0 0 1 0 0 0 0 0 7 13 0.00 0.000	1.0 S 3 0 0 0 0 0 0 0 0 0 8 14 0.00 0.000											IP WLS BF H R ER SO BB IBB HBP BLK WP HR S P ERA WHIP					

Batter	1	2	3	4	5	6	7	8	9	AB	R	H	RBI	BB	SO	LOB	BOTTOM			
14 Austin Jackson, R (1,8) OBP: 0.311, SLG: 0.361	F9					G6-3		P3		4	1	1	2	0	0	0	<b>Cleveland Indians @ Detroit Tigers</b> Comerica Park, Detroit, MI Fri Aug 19 2011, 7:08 PM - 9:47 PM EDT Att. 44,222 - Clear - 82 F			
26 Brennan Boesch, L (1,9) OBP: 0.345, SLG: 0.465	G3					K		P4		4	0	1	0	0	1	0				
21 Delmon Young, R (1,7) OBP: 0.308, SLG: 0.366	P4					F9		F7		4	0	1	0	0	0	0				
24 Miguel Cabrera, R (1,3) OBP: 0.426, SLG: 0.551	L8					1B		G6-3		4	0	1	0	0	0	2				
41 Victor Martinez, S (1,10) OBP: 0.372, SLG: 0.440	L4					F8		G3		3	0	0	0	0	0	1				
13 Alex Avila, L (1,2) OBP: 0.390, SLG: 0.509	L4					F7		HR		3	1	1	1	0	0	1				
27 Jhonny Peralta, R (1,6) OBP: 0.358, SLG: 0.514	F9					F9		HR		3	1	2	1	0	0	1				
20 Wilson Betemit, S (1,5) OBP: 0.339, SLG: 0.418	F7-6-3					K		G4-3		3	0	0	0	0	1	1				
32 Don Kelly, L (8,5) OBP: 0.284, SLG: 0.328										0	0	0	0	0	0	0				
25 Ryan Raburn, R (1,4) OBP: 0.266, SLG: 0.392	G6-3							P6		2	1	1	0	0	0	0				
39 Ramon Santiago, S (7,4) OBP: 0.299, SLG: 0.356										1	0	0	0	0	0	0				
<b>Inning Stats</b>	R: 0 E: 0 K: 0 S: 5	H: 0 LOB: 0 BB: 0 P: 7	R: 0 E: 0 K: 0 S: 10	H: 0 LOB: 0 BB: 0 P: 16	R: 0 E: 0 K: 0 S: 5	H: 1 LOB: 0 BB: 0 P: 9	R: 0 E: 0 K: 1 S: 6	H: 0 LOB: 0 BB: 0 P: 8	R: 0 E: 0 K: 0 S: 16	H: 1 LOB: 1 BB: 0 P: 24	R: 2 E: 0 K: 1 S: 12	H: 2 LOB: 0 BB: 0 P: 16	R: 2 E: 0 K: 0 S: 6	H: 2 LOB: 2 BB: 0 P: 9	R: 0 E: 0 K: 0 S: 14	H: 2 LOB: 0 BB: 0 P: 22	1B: 5 2B: 1 3B: 0 HR: 3	SF: 0 SAC: 0 DP: 1 HBP: 0	WP: 0 PB: 0 SB: 0 CS: 0	PA: 31
<b>PITCHER</b>	IP WLS BF H R ER SO BB IBB HBP BLK WP HR S P ERA WHIP	6.2 L 25 6 4 4 2 0 0 0 0 0 3 58 6 5.40 0.900	0.1 1 0 0 0 0 0 0 0 0 0 0 2 3 0.00 0.000	1.0 5 2 0 0 0 0 0 0 0 0 0 14 22 0.00 2.000											IP WLS BF H R ER SO BB IBB HBP BLK WP HR S P ERA WHIP					







Batter	1	2	3	4	5	6	7	8	9	AB	R	H	RBI	BB	SO	LOB	TOP			
23 Michael Brantley, L (1,7)	G4-3		G3	17 1B 13 WP 2B	P2			G4-3		5	1	1	2	0	0	2	<b>Cleveland Indians @ Detroit Tigers</b> Comerica Park, Detroit, MI Sun Aug 21 2011, 1:08 PM - 4:53 PM EDT Att: 43,388 - Partly Cloudy - 71 F			
17 Shin-Soo Choo, L (1,9)	G6-3		G3	13 WP 1B	F8			FC4-6 13 BB 1B		5	0	2	0	0	0	0				
13 Adrúbal Cabrera, S (1,6)			G5-3		48 PB 48 1B 2B			FC4-6 BB		3	1	2	0	2	0	0				
48 Travis Hafner, L (1,10)								FC4-6 41 S		4	0	1	1	0	1	3				
8 Lonnie Chisenhall, L (8,PH)	K							FC4-6 1B		1	0	0	0	0	0	2				
12 Ezequiel Carrera, L (8,PH)										0	0	0	0	0	0	0				
41 Carlos Santana, S (1,3)										4	2	1	1	1	2	2				
1 Kosuke Fukudome, L (1,8)	G4-3									4	0	2	0	1	0	0				
16 Jason Donald, R (1,4)										4	1	2	0	0	1	3				
9 Jack Hannahan, L (1,5)										3	1	1	1	1	0	2				
6 Lou Marson, R (1,2)										3	1	1	1	1	0	3				
7 Matt LaPorta, R (9,PH)	G1-3									1	0	0	0	0	0	2				
<b>Inning Stats</b>	R: 0 E: 0 K: 1 S: 8	H: 1 LOB: 1 BB: 0 P: 14	R: 0 E: 0 K: 1 S: 13	H: 1 LOB: 2 BB: 1 P: 22	R: 0 E: 0 K: 0 S: 11	H: 0 LOB: 0 BB: 0 P: 18	R: 5 E: 0 K: 0 S: 21	H: 6 LOB: 2 BB: 1 P: 38	R: 1 E: 0 K: 0 S: 15	H: 1 LOB: 2 BB: 2 P: 30	R: 0 E: 0 K: 1 S: 10	H: 1 LOB: 1 BB: 0 P: 16	R: 0 E: 0 K: 1 S: 14	H: 1 LOB: 3 BB: 1 P: 22	R: 0 E: 0 K: 0 S: 8	H: 0 LOB: 1 BB: 1 P: 17	1B: 10 2B: 3 3B: 0 HR: 1	SF: 0 SAC: 1 DP: 1 HBP: 1	WP: 1 PB: 1 SB: 2 CS: 0	PA: 45
<b>PITCHER</b>	IP WLS BF H R ER SO	IP WLS BF H R ER SO	IP WLS BF H R ER SO	IP WLS BF H R ER SO	IP WLS BF H R ER SO	IP WLS BF H R ER SO	IP WLS BF H R ER SO	IP WLS BF H R ER SO	IP WLS BF H R ER SO	IP WLS BF H R ER SO	IP WLS BF H R ER SO	IP WLS BF H R ER SO	IP WLS BF H R ER SO	IP WLS BF H R ER SO	IP WLS BF H R ER SO	IP WLS BF H R ER SO	ERA WHIP	ERA WHIP	ERA WHIP	
21 Rick Porcello, R (1,1)	3.2	19	7	5	5	2	1	0	0	0	0	0	0	0	0	0	0	12.27	2.182	
64 Duane Below, L (4,1)	0.1	5	2	1	1	0	2	0	0	0	1	0	11	25	27.00	12.000				
45 Ryan Perry, R (5,1)	0.2	H	3	0	0	0	1	0	0	0	0	0	5	10	0.00	1.500				
55 Daniel Schereth, L (5,1)	1.1	H	5	2	1	1	0	0	0	0	0	0	15	27	6.75	1.500				
40 Phil Coke, L (7,1)	1.1	W	6	2	0	0	1	0	0	0	0	0	17	25	0.00	1.500				

Batter	1	2	3	4	5	6	7	8	9	AB	R	H	RBI	BB	SO	LOB	BOTTOM			
14 Austin Jackson, R (1,8)	K									4	2	2	1	0	1	1	<b>Cleveland Indians @ Detroit Tigers</b> Comerica Park, Detroit, MI Sun Aug 21 2011, 1:08 PM - 4:53 PM EDT Att: 43,388 - Partly Cloudy - 71 F			
26 Brennan Boesch, L (1,9)										4	0	1	0	0	1	3				
32 Don Kelly, L (8,9)										0	0	0	0	0	0	0				
21 Delmon Young, R (1,7)										4	1	2	4	0	1	1				
24 Miguel Cabrera, R (1,3)										2	1	0	0	2	0	1				
41 Victor Martinez, S (1,10)										4	1	1	2	0	0	1				
13 Alex Avila, L (1,2)										4	0	1	0	0	2	0				
27 Jhonny Peralta, R (1,6)										3	1	1	0	1	0	1				
20 Wilson Betemit, S (1,5)										2	1	2	0	1	0	0				
15 Brandon Inge, R (7,5)										1	0	0	0	0	0	1				
39 Ramon Santiago, S (1,4)										4	1	1	1	0	1	4				
<b>Inning Stats</b>	R: 0 E: 0 K: 1 S: 12	H: 1 LOB: 0 BB: 0 P: 18	R: 0 E: 0 K: 1 S: 7	H: 0 LOB: 0 BB: 0 P: 9	R: 7 E: 0 K: 2 S: 25	H: 6 LOB: 3 BB: 1 P: 47	R: 1 E: 0 K: 0 S: 6	H: 2 LOB: 0 BB: 0 P: 13	R: 0 E: 0 K: 0 S: 9	H: 0 LOB: 0 BB: 0 P: 10	R: 0 E: 0 K: 0 S: 8	H: 1 LOB: 0 BB: 0 P: 12	R: 0 E: 0 K: 2 S: 13	H: 0 LOB: 1 BB: 1 P: 21	R: 0 E: 0 K: 0 S: 5	H: 1 LOB: 1 BB: 0 P: 11	1B: 6 2B: 3 3B: 0 HR: 2	SF: 0 SAC: 0 DP: 2 HBP: 0	WP: 0 PB: 0 SB: 2 CS: 0	PA: 36
<b>PITCHER</b>	IP WLS BF H R ER SO	IP WLS BF H R ER SO	IP WLS BF H R ER SO	IP WLS BF H R ER SO	IP WLS BF H R ER SO	IP WLS BF H R ER SO	IP WLS BF H R ER SO	IP WLS BF H R ER SO	IP WLS BF H R ER SO	IP WLS BF H R ER SO	IP WLS BF H R ER SO	IP WLS BF H R ER SO	IP WLS BF H R ER SO	IP WLS BF H R ER SO	IP WLS BF H R ER SO	IP WLS BF H R ER SO	ERA WHIP	ERA WHIP	ERA WHIP	
30 Ubaldo Jiménez, R (1,1)	3.1	L	21	9	8	8	0	0	0	0	0	0	0	0	0	0	0	21.60	3.600	
36 Joe Smith, R (4,1)	2.2	7	1	0	0	0	0	0	0	0	0	19	26	0.00	0.375					
52 Vinnie Pestano, R (7,1)	1.0	4	0	0	0	2	1	0	0	0	0	13	21	0.00	1.000					
49 Tony Sipp, L (8,1)	1.0	4	1	0	0	0	0	0	0	0	0	5	11	0.00	1.000					



Batter	1	2	3	4	5	6	7	8	9	AB	R	H	RBI	BB	SO	LOB	TOP					
51 Ichiro Suzuki, L (1, 9) OBP: 0.307, SLG: 0.324										5	1	3	1	0	2	5						
21 Franklin Gutierrez, R (1, 8) OBP: 0.267, SLG: 0.260										4	0	0	1	0	1	2						
13 Dustin Ackley, L (1, 4) OBP: 0.367, SLG: 0.472										4	0	1	0	1	0	1						
20 Mike Carp, L (1, 3) OBP: 0.376, SLG: 0.503										4	0	0	0	0	2	4						
33 Casper Wells, R (1, 10) OBP: 0.354, SLG: 0.518										3	1	1	0	0	0	0						
4 Adam Kennedy, L (1, 5) OBP: 0.279, SLG: 0.360										4	0	1	0	0	0	2						
30 Miguel Olivo, R (1, 2) OBP: 0.250, SLG: 0.369										3	1	1	0	0	1	2	AB 32					
26 Brendan Ryan, R (1, 6) OBP: 0.322, SLG: 0.335										3	0	0	0	0	2	2	R 3					
12 Trayvon Robinson, S (1, 7) OBP: 0.298, SLG: 0.432										2	0	0	0	1	0	0	H 7					
<b>Inning Stats</b>	R: 1 E: 0 K: 1 S: 12	H: 1 LOB: 0 BB: 0 P: 18	R: 1 E: 1 K: 3 S: 23	H: 1 LOB: 2 BB: 1 P: 39	R: 0 E: 0 K: 1 S: 10	H: 1 LOB: 2 BB: 0 P: 16	R: 0 E: 0 K: 1 S: 10	H: 0 LOB: 0 BB: 0 P: 13	R: 0 E: 0 K: 0 S: 9	H: 2 LOB: 1 BB: 0 P: 12	R: 0 E: 0 K: 0 S: 7	H: 1 LOB: 1 BB: 0 P: 11	R: 0 E: 0 K: 0 S: 9	H: 1 LOB: 1 BB: 0 P: 10	R: 0 E: 0 K: 0 S: 7	H: 0 LOB: 0 BB: 0 P: 8	R: 1 E: 1 K: 2 S: 16	H: 0 LOB: 3 BB: 1 P: 32	1B: 5 2B: 1 3B: 0 HR: 1	SF: 1 SAC: 1 DP: 0 HBP: 4	WP: 0 PB: 0 SB: 2 CS: 1	PA: 40
<b>PITCHER</b>	IP WLS BF H R ER SO BB IBB HBP BLK WP HR S P ERA WHIP																					
55 Roberto Hernandez, R (1, 1) ERA: 4.76	6.0	26	6	2	1	6	1	0	2	0	0	0	1	71	109	1.50	1.167					
53 Rafael Perez, L (7, 1) ERA: 2.06	1.1	5	1	0	0	0	0	0	0	0	0	0	0	12	14	0.00	0.750					
52 Vinnie Pestano, R (8, 1) ERA: 2.59	0.2	2	0	0	0	0	0	0	0	0	0	0	4	4	0.00	0.000						
54 Chris Perez, R (9, 1) ERA: 3.0	1.0	L 7	0	1	0	2	1	0	2	0	0	0	0	16	32	0.00	1.000					

Seattle Mariners @ Cleveland Indians  
 Progressive Field, Cleveland, OH  
 Mon Aug 22 2011, 7:08 PM - 10:08 PM EDT  
 Att: 21,582 - Clear - 70 F

AB	32
R	3
H	7
RBI	2
BB	2
SO	8
LOB	18




Batter	1	2	3	4	5	6	7	8	9	AB	R	H	RBI	BB	SO	LOB	BOTTOM					
23 Michael Brantley, L (1, 7) OBP: 0.318, SLG: 0.384										4	0	0	0	0	0	6						
16 Jason Donald, R (1, 4) OBP: 0.302, SLG: 0.324										4	0	0	0	0	0	3						
13 Asdrubal Cabrera, S (1, 6) OBP: 0.347, SLG: 0.479										4	0	1	0	0	0	0						
41 Carlos Santana, S (1, 3) OBP: 0.350, SLG: 0.446										4	1	1	0	0	1	1						
1 Kosuke Fukudome, L (1, 9) OBP: 0.353, SLG: 0.359										4	0	0	0	0	1	1						
7 Matt LaPorta, R (1, 10) OBP: 0.293, SLG: 0.408										4	0	0	0	0	0	1						
9 Jack Hannahan, L (1, 5) OBP: 0.320, SLG: 0.338										3	1	1	0	0	0	1	AB 35					
6 Lou Marson, R (1, 2) OBP: 0.297, SLG: 0.318										3	0	3	1	0	0	0	R 2					
8 Lonnie Chisenhall, L (9, PH) OBP: 0.273, SLG: 0.372										1	0	1	0	0	0	0	H 9					
12 Ezequiel Carrera, L (1, 8) OBP: 0.300, SLG: 0.290										4	0	2	1	0	0	3	RBI 2					
<b>Inning Stats</b>	R: 0 E: 0 K: 0 S: 9	H: 0 LOB: 0 BB: 0 P: 14	R: 2 E: 2 K: 1 S: 21	H: 3 LOB: 3 BB: 0 P: 31	R: 0 E: 0 K: 1 S: 6	H: 0 LOB: 0 BB: 0 P: 8	R: 0 E: 0 K: 0 S: 13	H: 2 LOB: 2 BB: 0 P: 19	R: 0 E: 0 K: 0 S: 4	H: 1 LOB: 0 BB: 0 P: 6	R: 0 E: 0 K: 0 S: 8	H: 0 LOB: 0 BB: 0 P: 12	R: 0 E: 0 K: 0 S: 7	H: 1 LOB: 0 BB: 0 P: 12	R: 0 E: 0 K: 0 S: 6	H: 0 LOB: 0 BB: 0 P: 12	R: 0 E: 0 K: 0 S: 13	H: 2 LOB: 2 BB: 0 P: 20	1B: 8 2B: 2 3B: 0 HR: 0	SF: 0 SAC: 0 DP: 3 HBP: 1	WP: 0 PB: 0 SB: 1 CS: 0	PA: 36
<b>PITCHER</b>	IP WLS BF H R ER SO BB IBB HBP BLK WP HR S P ERA WHIP																					
38 Jason Vargas, L (1, 1) ERA: 4.18	7.0	28	7	2	0	1	0	0	0	0	0	0	0	68	102	0.00	1.000					
59 Chance Ruffin, R (8, 1) ERA: 2.7	1.0	W 3	0	0	0	0	0	0	0	0	0	6	12	0.00	0.000							
43 Brandon League, R (9, 1) ERA: 2.74	1.0	S 5	2	0	0	0	0	0	0	0	0	13	20	0.00	2.000							


Seattle Mariners @ Cleveland Indians  
 Progressive Field, Cleveland, OH  
 Mon Aug 22 2011, 7:08 PM - 10:08 PM EDT  
 Att: 21,582 - Clear - 70 F

AB	35
R	2
H	9
RBI	2
BB	0
SO	2
LOB	16





Batter	1	2	3	4	5	6	7	8	9	AB R H RBI BB SO LOB	TOP											
51 Ichiro Suzuki, L (1, 10) OBP: 0.310, SLG: 0.324	G3		L9		2-1 2B 1B		4-0 IBB		4-0 IBB	3 1 1 1 2 0 0	<b>Seattle Mariners @ Cleveland Indians</b> Progressive Field, Cleveland, OH Tue Aug 23 2011, 1:05 PM - 3:56 PM EDT Att: 22,805 - Partly Cloudy - 78 F <a href="http://livebaseballscorecards.com">livebaseballscorecards.com</a>											
21 Franklin Gutierrez, R (1, 8) OBP: 0.269, SLG: 0.266	13 G1-6-3 1B		1-3 K		0-1 2B		2-2 G5-3		1-0 P2	5 0 2 1 0 1 4												
13 Dustin Ackley, L (1, 4) OBP: 0.359, SLG: 0.461	G1-6-3		1-1 F7		2-1 P6			2-2 F8	0 F8	5 0 0 0 0 0 4												
20 Mike Carp, L (1, 3) OBP: 0.368, SLG: 0.491		1-3 K		2-3 K		0-2 F7		2-2 F9		4 0 0 0 0 2 0												
33 Casper Wells, R (1, 9) OBP: 0.347, SLG: 0.506		1-0 G5-3		0-1 G3		1-3 K		1-3 K		4 0 0 0 0 2 0												
4 Adam Kennedy, L (1, 5) OBP: 0.278, SLG: 0.362		3-1 30 1B		0-0 G4-3		2-3 K			0-0 G3	4 1 1 0 0 1 0												
3 Josh Bard, S (9, 2) OBP: 0.250, SLG: 0.317										0 0 0 0 0 0 0												
30 Miguel Olivo, R (1, 2) OBP: 0.253, SLG: 0.371		1-0 15 1B					1-0 G5-3		1-0 15 12 2B 1B	4 0 2 1 0 1 0												
26 Brendan Ryan, R (9, PR) OBP: 0.322, SLG: 0.335		2-H								0 1 0 0 0 0 0												
15 Kyle Seager, L (1, 6) OBP: 0.321, SLG: 0.310		1-2 F7					2-1 2B		1-2 12 2B 1B	4 1 3 0 0 0 0												
12 Trayvon Robinson, S (1, 7) OBP: 0.314, SLG: 0.479		1-2 1B					0-1 G5-3		3-2 1-H 3-H 2B	4 1 2 2 0 0 3												
																						
<b>Inning Stats</b>	R: 0 E: 0 K: 0 S: 5	H: 1 LOB: 0 BB: 0 P: 8	R: 1 E: 0 K: 1 S: 15	H: 3 LOB: 2 BB: 0 P: 22	R: 0 E: 0 K: 1 S: 7	H: 0 LOB: 0 BB: 0 P: 10	R: 0 E: 0 K: 1 S: 6	H: 0 LOB: 0 BB: 0 P: 8	R: 2 E: 0 K: 1 S: 13	H: 3 LOB: 1 BB: 0 P: 18	R: 0 E: 0 K: 2 S: 9	H: 0 LOB: 0 BB: 0 P: 12	R: 0 E: 0 K: 0 S: 9	H: 1 LOB: 2 BB: 1 P: 18	R: 0 E: 0 K: 1 S: 9	H: 0 LOB: 0 BB: 0 P: 14	R: 2 E: 0 K: 0 S: 11	H: 3 LOB: 2 BB: 1 P: 23	1B: 6 2B: 5 3B: 0 HR: 0	SF: 0 SAC: 0 DP: 1 HBP: 0	WP: 0 PB: 0 SB: 0 CS: 0	PA: 39
<b>PITCHER</b>	IP WLS BF H R ER SO BB IBB HBP BLK WP HR S P ERA WHIP											IP WLS BF H R ER SO BB IBB HBP BLK WP HR S P ERA WHIP										
63 Justin Masterson, R (1, 1) ERA: 2.83	8.1 35 10 5 5 7 0 1 0 0 0 0 0 78 117 5.40 1.200																					
54 Chris Perez, R (9, 1) ERA: 2.96	0.2 W 4 1 0 0 0 0 1 0 0 0 0 0 6 16 0.00 1.500																					

Batter	1	2	3	4	5	6	7	8	9	AB R H RBI BB SO LOB	BOTTOM											
12 Ezequiel Carrera, L (1, 7) OBP: 0.314, SLG: 0.327	13 2B 1B		F7		1-2 2B		0-0 B2		3-2 13 17 HR 2B	5 2 3 0 0 0 1	<b>Seattle Mariners @ Cleveland Indians</b> Progressive Field, Cleveland, OH Tue Aug 23 2011, 1:05 PM - 3:56 PM EDT Att: 22,805 - Partly Cloudy - 78 F <a href="http://livebaseballscorecards.com">livebaseballscorecards.com</a>											
13 Adrián Cabrera, S (1, 6) OBP: 0.344, SLG: 0.414	F9		G4-3		2-2 P6		2-0 F9		0-0 FC4 17 HR	5 1 0 0 0 0 4												
17 Shin-Soo Choo, L (1, 9) OBP: 0.344, SLG: 0.377	K		2-2 2B		0-1 G1-3		4-1 41 1B BB		0-0 HR	4 1 2 3 1 1 2												
41 Carlos Santana, S (1, 2) OBP: 0.351, SLG: 0.445	1 2B BB		1-2 F9		3-1 P5		2-0 1B			3 0 1 1 1 0 1												
1 Kosuke Fukudome, L (1, 8) OBP: 0.357, SLG: 0.369	1-3 2-H 2B		3-1 8 1B 2B		0-0 9 L4-3 1B		3-2 8 2B 7 SF8 1B		0-2 G1-3	4 2 3 1 0 0 0												
8 Lonnie Chisenhall, L (1, 10) OBP: 0.290, SLG: 0.385	K		0-0 9 L4-3 1B		0-0 7 SF8 2B		1-0 G6-3		1-0 G6-3	4 0 2 1 0 1 2												
7 Matt LaPorta, R (1, 3) OBP: 0.292, SLG: 0.411		3-2 K		0-3 8 1B 2B		1-0 SF8		0-0 G1-3		3 0 1 1 0 2 1												
9 Jack Hannahan, L (1, 5) OBP: 0.319, SLG: 0.335		1-1 G4-3		2-1 L4-3		0-1 G4-1		4-2 2 FC4-6 BB		3 0 0 0 1 0 2												
2 Luis Valbuena, L (1, 4) OBP: 0.152, SLG: 0.125		0-0 F7		2-1 G1-3		4-2 17 BB BB		2-2 FC4-6		3 1 0 0 1 0 2												
																						
<b>Inning Stats</b>	R: 1 E: 0 K: 2 S: 19	H: 2 LOB: 2 BB: 1 P: 26	R: 0 E: 0 K: 1 S: 6	H: 0 LOB: 0 BB: 0 P: 10	R: 0 E: 0 K: 1 S: 10	H: 1 LOB: 1 BB: 0 P: 17	R: 1 E: 0 K: 1 S: 8	H: 2 LOB: 0 BB: 0 P: 13	R: 0 E: 0 K: 0 S: 13	H: 1 LOB: 1 BB: 0 P: 18	R: 1 E: 0 K: 0 S: 12	H: 2 LOB: 1 BB: 0 P: 19	R: 1 E: 0 K: 0 S: 6	H: 1 LOB: 2 BB: 2 P: 18	R: 0 E: 0 K: 0 S: 13	H: 1 LOB: 2 BB: 1 P: 20	R: 3 E: 1 K: 0 S: 5	H: 2 LOB: 0 BB: 0 P: 8	1B: 4 2B: 8 3B: 0 HR: 1	SF: 1 SAC: 0 DP: 1 HBP: 0	WP: 0 PB: 0 SB: 1 CS: 0	PA: 39
<b>PITCHER</b>	IP WLS BF H R ER SO BB IBB HBP BLK WP HR S P ERA WHIP											IP WLS BF H R ER SO BB IBB HBP BLK WP HR S P ERA WHIP										
49 Blake Beavan, R (1, 1) ERA: 4.14	6.0 26 8 3 3 4 1 0 0 0 0 0 0 68 103 4.50 1.500																					
57 Dan Cortes, R (7, 1) ERA: 3.49	0.2 4 0 1 1 0 2 0 0 0 0 0 0 5 15 13.50 3.000																					
50 Jamey Wright, R (7, 1) ERA: 3.93	1.1 6 2 0 0 0 1 0 0 0 0 0 0 14 23 0.00 2.250																					
43 Brandon League, R (9, 1) ERA: 3.1	0.0 L 3 2 3 2 0 0 0 0 0 0 0 1 5 8 ∞ ∞																					







Batter	1	2	3	4	5	6	7	8	9	AB	R	H	RBI	BB	SO	LOB	TOP						
51 Ichiro Suzuki, L (1,9) OBP: 0.312, SLG: 0.325										6	1	2	1	0	0	2							
26 Brendan Ryan, R (1,6) OBP: 0.323, SLG: 0.342										5	1	2	2	1	1	1							
13 Dustin Ackley, L (1,4) OBP: 0.366, SLG: 0.460										5	1	3	0	1	2	3							
20 Mike Carp, L (1,3) OBP: 0.357, SLG: 0.488										6	0	1	0	0	4	8							
33 Casper Wells, R (1,7) OBP: 0.338, SLG: 0.492										5	0	0	0	0	2	6							
30 Miguel Olivo, R (1,2) OBP: 0.252, SLG: 0.368										5	1	1	1	0	0	0							
15 Kyle Seager, L (1,5) OBP: 0.375, SLG: 0.450										4	3	4	1	1	0	0							
29 Wily Mo Peña, R (1,10) OBP: 0.250, SLG: 0.557										3	2	3	4	1	0	0							
12 Trayvon Robinson, S (1,8) OBP: 0.350, SLG: 0.500										3	0	0	0	1	1	3							
21 Franklin Gutierrez, R (7,8) OBP: 0.257, SLG: 0.275										1	0	0	0	0	0	2							
<b>Inning Stats</b>	R: 0 H: 1 E: 0 K: 3 S: 13	H: 1 LOB: 1 BB: 0 P: 18	R: 0 H: 1 E: 0 K: 2 S: 10	H: 1 LOB: 2 BB: 1 P: 17	R: 0 H: 2 E: 0 K: 0 S: 7	H: 2 LOB: 0 BB: 0 P: 9	R: 2 H: 2 E: 0 K: 0 S: 10	H: 2 LOB: 0 BB: 0 P: 17	R: 4 H: 5 E: 0 K: 1 S: 24	H: 5 LOB: 1 BB: 0 P: 31	R: 0 H: 1 E: 0 K: 2 S: 14	H: 1 LOB: 2 BB: 1 P: 26	R: 3 H: 2 E: 0 K: 1 S: 14	H: 2 LOB: 2 BB: 3 P: 27	R: 0 H: 1 E: 0 K: 1 S: 9	H: 1 LOB: 2 BB: 0 P: 15	R: 0 H: 1 E: 0 K: 0 S: 9	H: 1 LOB: 1 BB: 0 P: 12	1B: 10 2B: 4 3B: 1 HR: 1	SF: 0 SAC: 0 DP: 0 HBP: 1	WP: 1 PB: 0 SB: 1 CS: 0	PA: 49	
<b>PITCHER</b>	IP WLS BF H R ER SO BB IBB HBP BLK WP HR S P ERA WHIP	IP WLS BF H R ER SO BB IBB HBP BLK WP HR S P ERA WHIP	IP WLS BF H R ER SO BB IBB HBP BLK WP HR S P ERA WHIP	IP WLS BF H R ER SO BB IBB HBP BLK WP HR S P ERA WHIP	IP WLS BF H R ER SO BB IBB HBP BLK WP HR S P ERA WHIP	IP WLS BF H R ER SO BB IBB HBP BLK WP HR S P ERA WHIP	IP WLS BF H R ER SO BB IBB HBP BLK WP HR S P ERA WHIP	IP WLS BF H R ER SO BB IBB HBP BLK WP HR S P ERA WHIP	IP WLS BF H R ER SO BB IBB HBP BLK WP HR S P ERA WHIP	IP WLS BF H R ER SO BB IBB HBP BLK WP HR S P ERA WHIP	IP WLS BF H R ER SO BB IBB HBP BLK WP HR S P ERA WHIP	IP WLS BF H R ER SO BB IBB HBP BLK WP HR S P ERA WHIP	IP WLS BF H R ER SO BB IBB HBP BLK WP HR S P ERA WHIP	IP WLS BF H R ER SO BB IBB HBP BLK WP HR S P ERA WHIP	IP WLS BF H R ER SO BB IBB HBP BLK WP HR S P ERA WHIP	IP WLS BF H R ER SO BB IBB HBP BLK WP HR S P ERA WHIP	IP WLS BF H R ER SO BB IBB HBP BLK WP HR S P ERA WHIP	IP WLS BF H R ER SO BB IBB HBP BLK WP HR S P ERA WHIP	IP WLS BF H R ER SO BB IBB HBP BLK WP HR S P ERA WHIP	IP WLS BF H R ER SO BB IBB HBP BLK WP HR S P ERA WHIP	IP WLS BF H R ER SO BB IBB HBP BLK WP HR S P ERA WHIP	IP WLS BF H R ER SO BB IBB HBP BLK WP HR S P ERA WHIP	IP WLS BF H R ER SO BB IBB HBP BLK WP HR S P ERA WHIP

Seattle Mariners @ Cleveland Indians  
 Progressive Field, Cleveland, OH  
 Wed Aug 24 2011, 12:07 PM - 3:22 PM EDT  
 Att: 16,037 - Sunny - 77 F

AB	43
R	9
H	16
RBI	9
BB	5
SO	10
LOB	25



Batter	1	2	3	4	5	6	7	8	9	AB	R	H	RBI	BB	SO	LOB	BOTTOM							
12 Ezequiel Carrera, L (1,8) OBP: 0.322, SLG: 0.327										4	1	1	0	1	3	5								
46 Cord Phelps, S (1,4) OBP: 0.285, SLG: 0.294										5	0	0	0	0	0	2								
41 Carlos Santana, S (1,2) OBP: 0.347, SLG: 0.437										4	0	0	0	0	2	3								
6 Lou Marson, R (9,2) OBP: 0.298, SLG: 0.311										1	0	0	0	0	1	0								
47 Shelley Duncan, R (1,7) OBP: 0.319, SLG: 0.441										5	0	3	1	0	1	1								
1 Kosuke Fukudome, L (1,9) OBP: 0.356, SLG: 0.374										3	0	0	0	1	1	3								
8 Lonnie Chisenhall, L (1,10) OBP: 0.279, SLG: 0.388										4	1	1	0	0	2	3								
7 Matt LaPorta, R (1,3) OBP: 0.294, SLG: 0.412										4	0	2	0	0	1	1								
9 Jack Hannahan, L (1,5) OBP: 0.326, SLG: 0.342										4	0	1	1	0	3	2								
16 Jason Donald, R (1,6) OBP: 0.308, SLG: 0.326										4	0	2	0	0	2	1								
<b>Inning Stats</b>	R: 0 H: 1 E: 1 K: 1 S: 15	H: 0 LOB: 3 BB: 2 P: 25	R: 0 H: 0 E: 0 K: 3 S: 10	H: 0 LOB: 0 BB: 0 P: 14	R: 1 H: 2 E: 0 K: 1 S: 12	H: 2 LOB: 1 BB: 0 P: 18	R: 1 H: 2 E: 0 K: 2 S: 15	H: 2 LOB: 1 BB: 0 P: 18	R: 0 H: 0 E: 0 K: 1 S: 9	H: 0 LOB: 1 BB: 0 P: 15	R: 0 H: 2 E: 1 K: 2 S: 11	H: 2 LOB: 2 BB: 0 P: 16	R: 0 H: 1 E: 1 K: 2 S: 14	H: 1 LOB: 0 BB: 0 P: 23	R: 0 H: 2 E: 0 K: 3 S: 13	H: 2 LOB: 2 BB: 0 P: 18	R: 0 H: 0 E: 0 K: 1 S: 8	H: 0 LOB: 0 BB: 0 P: 12	1B: 9 2B: 1 3B: 0 HR: 0	SF: 0 SAC: 0 DP: 0 HBP: 0	WP: 0 PB: 0 SB: 1 CS: 0	PA: 40		
<b>PITCHER</b>	IP WLS BF H R ER SO BB IBB HBP BLK WP HR S P ERA WHIP	IP WLS BF H R ER SO BB IBB HBP BLK WP HR S P ERA WHIP	IP WLS BF H R ER SO BB IBB HBP BLK WP HR S P ERA WHIP	IP WLS BF H R ER SO BB IBB HBP BLK WP HR S P ERA WHIP	IP WLS BF H R ER SO BB IBB HBP BLK WP HR S P ERA WHIP	IP WLS BF H R ER SO BB IBB HBP BLK WP HR S P ERA WHIP	IP WLS BF H R ER SO BB IBB HBP BLK WP HR S P ERA WHIP	IP WLS BF H R ER SO BB IBB HBP BLK WP HR S P ERA WHIP	IP WLS BF H R ER SO BB IBB HBP BLK WP HR S P ERA WHIP	IP WLS BF H R ER SO BB IBB HBP BLK WP HR S P ERA WHIP	IP WLS BF H R ER SO BB IBB HBP BLK WP HR S P ERA WHIP	IP WLS BF H R ER SO BB IBB HBP BLK WP HR S P ERA WHIP	IP WLS BF H R ER SO BB IBB HBP BLK WP HR S P ERA WHIP	IP WLS BF H R ER SO BB IBB HBP BLK WP HR S P ERA WHIP	IP WLS BF H R ER SO BB IBB HBP BLK WP HR S P ERA WHIP	IP WLS BF H R ER SO BB IBB HBP BLK WP HR S P ERA WHIP	IP WLS BF H R ER SO BB IBB HBP BLK WP HR S P ERA WHIP	IP WLS BF H R ER SO BB IBB HBP BLK WP HR S P ERA WHIP	IP WLS BF H R ER SO BB IBB HBP BLK WP HR S P ERA WHIP	IP WLS BF H R ER SO BB IBB HBP BLK WP HR S P ERA WHIP	IP WLS BF H R ER SO BB IBB HBP BLK WP HR S P ERA WHIP	IP WLS BF H R ER SO BB IBB HBP BLK WP HR S P ERA WHIP	IP WLS BF H R ER SO BB IBB HBP BLK WP HR S P ERA WHIP	IP WLS BF H R ER SO BB IBB HBP BLK WP HR S P ERA WHIP

Seattle Mariners @ Cleveland Indians  
 Progressive Field, Cleveland, OH  
 Wed Aug 24 2011, 12:07 PM - 3:22 PM EDT  
 Att: 16,037 - Sunny - 77 F

AB	38
R	2
H	10
RBI	2
BB	2
SO	16
LOB	21









Batter	1	2	3	4	5	6	7	8	9	AB	R	H	RBI	BB	SO	LOB	TOP							
4 Alex Gordon, L (1, 7) OBP: 0.372, SLG: 0.496										4	2	3	3	1	1	1	<b>Kansas City Royals @ Cleveland Indians</b> Progressive Field, Cleveland, OH Sat Aug 27 2011, 7:07 PM - 10:35 PM EDT Att: 35,370 - Clear - 74 F							
53 Melky Cabrera, S (1, 8) OBP: 0.335, SLG: 0.473										5	0	1	1	0	1	3								
16 Billy Butler, R (1, 10) OBP: 0.370, SLG: 0.466										4	0	0	0	0	0	3								
35 Eric Hosmer, L (1, 3) OBP: 0.299, SLG: 0.428										3	1	1	1	1	0	0								
21 Jeff Francoeur, R (1, 9) OBP: 0.333, SLG: 0.465										4	1	2	0	0	0	1								
8 Mike Moustakas, L (1, 5) OBP: 0.287, SLG: 0.292										4	0	2	2	0	0	1								
9 Johnny Giavotella, R (1, 4) OBP: 0.289, SLG: 0.360										3	1	0	0	0	2	2								
17 Chris Getz, L (8, 4) OBP: 0.310, SLG: 0.280										0	0	0	0	0	0	0								
13 Salvador Perez, R (1, 2) OBP: 0.295, SLG: 0.351										4	1	2	0	0	0	1								
2 Alcides Escobar, R (1, 6) OBP: 0.278, SLG: 0.320										3	1	0	0	0	1	2								
<b>Inning Stats</b>	R: 0 E: 0 K: 0 S: 6	H: 1 LOB: 0 BB: 7	R: 0 E: 0 K: 0 S: 7	H: 0 LOB: 0 BB: 12	R: 0 E: 0 K: 2 S: 9	H: 0 LOB: 0 BB: 13	R: 3 E: 0 K: 0 S: 11	H: 4 LOB: 1 BB: 16	R: 1 E: 0 K: 0 S: 8	H: 2 LOB: 0 BB: 13	R: 0 E: 0 K: 0 S: 8	H: 1 LOB: 0 BB: 13	R: 3 E: 1 K: 0 S: 21	H: 1 LOB: 0 BB: 31	R: 0 E: 0 K: 1 S: 11	H: 1 LOB: 1 BB: 20	R: 0 E: 1 K: 2 S: 14	H: 1 LOB: 1 BB: 19	1B: 7 2B: 3 3B: 0 HR: 1	SF: 0 SAC: 1 DP: 2 HBP: 1	WP: 0 PB: 0 SB: 1 CS: 1	PA: 38		
<b>PITCHER</b>	IP WLS BF H R ER SO BB IBB HBP BLK WP HR S P ERA WHIP	6.1 27 8 6 6 2 1 0 1 0 0 0 61 91 8.53 1.421	0.2 3 1 1 0 0 0 0 0 0 0 0 7 13 0.00 3.000	0.1 W 1 0 0 0 1 0 0 0 0 0 0 4 7 0.00 0.000	1.0 S 4 1 0 0 2 0 0 0 0 0 0 0 14 19 0.00 1.000																			

AB	34
R	7
H	11
RBI	7
BB	2
SO	5
LOB	14



Batter	1	2	3	4	5	6	7	8	9	AB	R	H	RBI	BB	SO	LOB	BOTTOM					
1 Kosuke Fukudome, L (1, 8) OBP: 0.362, SLG: 0.378										3	2	1	0	2	1	0	<b>Kansas City Royals @ Cleveland Indians</b> Progressive Field, Cleveland, OH Sat Aug 27 2011, 7:07 PM - 10:35 PM EDT Att: 35,370 - Clear - 74 F					
13 Adrúbal Cabrera, S (1, 6) OBP: 0.343, SLG: 0.419										5	1	3	4	0	1	0						
17 Shin-Soo Choo, L (1, 9) OBP: 0.331, SLG: 0.324										2	0	0	0	0	1	2						
12 Ezequiel Carrera, L (5, PH) OBP: 0.331, SLG: 0.324										3	0	1	0	0	1	0						
41 Carlos Santana, S (1, 3) OBP: 0.347, SLG: 0.437										4	0	0	0	0	2	4						
25 Jim Thome, L (1, 10) OBP: 0.348, SLG: 0.479										3	2	1	1	1	2	2						
47 Shelley Duncan, R (1, 7) OBP: 0.324, SLG: 0.436										3	1	1	0	1	0	3						
16 Jason Donald, R (1, 4) OBP: 0.339, SLG: 0.360										4	1	3	0	0	0	1						
9 Jack Hannahan, L (1, 5) OBP: 0.331, SLG: 0.355										4	0	2	3	0	1	3						
6 Lou Marson, R (1, 2) OBP: 0.299, SLG: 0.303										3	0	0	0	0	2	4						
8 Lonnie Chisenhall, L (8, PH) OBP: 0.295, SLG: 0.393										1	1	1	0	0	0	0						
7 Matt LaPorta, R (9, 3) OBP: 0.294, SLG: 0.412										0	0	0	0	0	0	0						
<b>Inning Stats</b>	R: 0 E: 0 K: 1 S: 14	H: 1 LOB: 1 BB: 1 P: 20	R: 1 E: 0 K: 2 S: 15	H: 2 LOB: 1 BB: 0 P: 24	R: 0 E: 0 K: 1 S: 9	H: 0 LOB: 0 BB: 0 P: 14	R: 2 E: 0 K: 0 S: 14	H: 2 LOB: 1 BB: 1 P: 22	R: 0 E: 0 K: 2 S: 11	H: 0 LOB: 0 BB: 0 P: 16	R: 1 E: 0 K: 3 S: 14	H: 2 LOB: 2 BB: 1 P: 26	R: 1 E: 0 K: 2 S: 28	H: 3 LOB: 0 BB: 0 P: 37	R: 3 E: 0 K: 0 S: 17	H: 3 LOB: 0 BB: 1 P: 24	R: 3 E: 0 K: 2 S: 17	H: 3 LOB: 0 BB: 1 P: 24	1B: 8 2B: 2 3B: 1 HR: 2	SF: 0 SAC: 0 DP: 2 HBP: 0	WP: 0 PB: 0 SB: 1 CS: 0	PA: 39
<b>PITCHER</b>	IP WLS BF H R ER SO BB IBB HBP BLK WP HR S P ERA WHIP	5.1 23 6 4 4 7 2 0 0 0 0 0 68 102 6.75 1.500	0.2 4 1 0 0 2 1 0 0 0 0 0 9 20 0.00 3.000	0.1 H 4 3 1 1 1 0 0 0 0 0 0 18 24 27.00 9.000	0.1 H 1 0 0 0 1 0 0 0 0 0 0 4 5 0.00 0.000	1.1 L 7 3 3 3 0 1 0 0 0 0 0 1 23 32 20.25 3.000																



AB	35
R	8
H	13
RBI	8
BB	4
SO	11
LOB	19









Batter	1	2	3	4	5	6	7	8	9	AB	R	H	RBI	BB	SO	LOB	TOP			
19 Jemile Weeks, S OBP: 0.332, SLG: 0.416	F8		F8 2B			P6		F9 2B		4	0	2	1	0	0	0	<b>Oakland Athletics @ Cleveland Indians</b> Progressive Field, Cleveland, OH Mon Aug 29 2011, 7:09 PM - 9:32 PM EDT Att: 18,201 - Clear - 73 F  livebaseballscores.com  <b>AB 32</b> <b>R 1</b> <b>H 5</b> <b>RBI 1</b> <b>BB 2</b> <b>SO 9</b> <b>LOB 11</b> 			
4 Coco Crisp, S OBP: 0.323, SLG: 0.389	1B		F8			P5		B2-4		4	0	1	0	0	0	2				
55 Hideki Matsui, L OBP: 0.330, SLG: 0.391	P2		P6			2B		F9		4	0	1	0	0	0	3				
16 Josh Willingham, R OBP: 0.330, SLG: 0.478	G5-3					2B		K		3	0	0	0	1	2	2				
14 Brandon Allen, L OBP: 0.347, SLG: 0.568	K		L6			G3		K		4	0	0	0	0	2	2				
28 Conor Jackson, R OBP: 0.315, SLG: 0.342	8 WP BB		G1-3			K		K		3	0	0	0	1	2	0				
8 Kurt Suzuki, R OBP: 0.293, SLG: 0.382	K					F7		G3		4	0	0	0	0	1	1				
2 Cliff Pennington, S OBP: 0.319, SLG: 0.359	L9					G5-3		K		3	0	0	0	0	1	1				
29 Scott Sizemore, R OBP: 0.344, SLG: 0.396			G6-3			K		19 S 2B		3	1	1	0	0	1	0				
<b>Inning Stats</b>	R: 0 E: 0 K: 0 S: 12	H: 1 LOB: 1 BB: 0 P: 21	R: 0 E: 0 K: 2 S: 17	H: 0 LOB: 1 BB: 1 P: 23	R: 0 E: 0 K: 0 S: 8	H: 1 LOB: 1 BB: 0 P: 10	R: 0 E: 0 K: 1 S: 10	H: 0 LOB: 0 BB: 0 P: 14	R: 0 E: 0 K: 1 S: 9	H: 1 LOB: 2 BB: 1 P: 20	R: 0 E: 0 K: 2 S: 8	H: 0 LOB: 0 BB: 0 P: 13	R: 1 E: 0 K: 1 S: 14	H: 2 LOB: 1 BB: 0 P: 22	R: 0 E: 0 K: 2 S: 8	H: 0 LOB: 0 BB: 0 P: 13	1B: 1 2B: 4 3B: 0 HR: 0	SF: 0 SAC: 0 DP: 0 HBP: 0	WP: 1 PB: 0 SB: 1 CS: 0	PA: 34
<b>PITCHER</b>	IP WLS BF H R ER SO BB IBB HBP BLK WP HR S P ERA WHIP																			
31 David Huff, L ERA: 2.08	6.0 W 23 3 0 0 4 1 1 0 0 1 0 65 99 0.00 0.667																			
36 Joe Smith, R ERA: 1.54	1.0 H 4 1 1 1 2 0 0 0 0 0 0 11 18 9.00 1.000																			
49 Tony Sipp, L ERA: 2.67	0.2 H 3 1 0 0 0 0 0 0 0 0 0 8 12 0.00 1.500																			
52 Vinnie Pestano, R ERA: 2.42	0.1 H 1 0 0 0 1 0 0 0 0 0 0 3 5 0.00 0.000																			
54 Chris Perez, R ERA: 2.79	1.0 S 3 0 0 0 2 0 0 0 0 0 0 8 13 0.00 0.000																			
Batter	1	2	3	4	5	6	7	8	9	AB	R	H	RBI	BB	SO	LOB	BOTTOM			
12 Ezequiel Carrera, L OBP: 0.341, SLG: 0.325	1 CS BB		K			1 2B 1B		G4-3		3	1	1	0	1	1	0	<b>Oakland Athletics @ Cleveland Indians</b> Progressive Field, Cleveland, OH Mon Aug 29 2011, 7:09 PM - 9:32 PM EDT Att: 18,201 - Clear - 73 F  livebaseballscores.com  <b>AB 27</b> <b>R 2</b> <b>H 5</b> <b>RBI 2</b> <b>BB 1</b> <b>SO 10</b> <b>LOB 4</b> 			
1 Kosuke Fukudome, L OBP: 0.361, SLG: 0.379	13 G3-1 1B					G4-1		1-H 2B		3	0	2	1	0	0	0				
13 Asdrubal Cabrera, S OBP: 0.340, SLG: 0.471	G3-1					K		K		3	0	0	0	0	2	2				
25 Jim Thome, L OBP: 0.343, SLG: 0.470	G3					G6-3		G6-3		3	0	0	0	0	0	1				
41 Carlos Santana, S OBP: 0.350, SLG: 0.444			K			47 G6-4-3 1B		HR		3	1	2	1	0	1	0				
47 Shelley Duncan, R OBP: 0.313, SLG: 0.420	F8					G6-4-3		K		2	0	0	0	0	0	1				
32 Jerad Head, R OBP: 0.250, SLG: 0.250						1-2		K		1	0	0	0	0	1	0				
8 Lonnie Chisenhall, L OBP: 0.276, SLG: 0.351	G3					F8		G4-3		3	0	0	0	0	0	0				
9 Jack Hannahan, L OBP: 0.328, SLG: 0.351										0	0	0	0	0	0	0				
7 Matt LaPorta, R OBP: 0.289, SLG: 0.404			K			K		P6		3	0	0	0	0	2	0				
46 Cord Phelps, S OBP: 0.258, SLG: 0.259			K			K		K		3	0	0	0	0	3	0				
<b>Inning Stats</b>	R: 0 E: 0 K: 0 S: 10	H: 1 LOB: 1 BB: 1 P: 14	R: 0 E: 0 K: 1 S: 8	H: 0 LOB: 0 BB: 0 P: 12	R: 0 E: 0 K: 3 S: 9	H: 0 LOB: 0 BB: 0 P: 13	R: 0 E: 0 K: 1 S: 6	H: 0 LOB: 0 BB: 0 P: 8	R: 0 E: 0 K: 0 S: 10	H: 1 LOB: 1 BB: 0 P: 13	R: 1 E: 0 K: 3 S: 13	H: 2 LOB: 1 BB: 0 P: 18	R: 1 E: 0 K: 1 S: 11	H: 1 LOB: 0 BB: 0 P: 18	R: 0 E: 0 K: 1 S: 7	H: 0 LOB: 0 BB: 0 P: 8	1B: 3 2B: 1 3B: 0 HR: 1	SF: 0 SAC: 0 DP: 1 HBP: 0	WP: 0 PB: 0 SB: 0 CS: 1	PA: 28
<b>PITCHER</b>	IP WLS BF H R ER SO BB IBB HBP BLK WP HR S P ERA WHIP																			
32 Brandon McCarthy, R ERA: 3.64	8.0 L 28 5 2 2 10 1 0 0 0 0 1 74 104 2.25 0.750																			



Batter	1	2	3	4	5	6	7	8	9	AB	R	H	RBI	BB	SO	LOB	TOP								
19 <b>Jemile Weeks, S</b> OBP: 0.333, SLG: 0.413	G4-3		1B		FC3-6		HBP		G6-3	4	1	1	0	0	0	2									
4 <b>Coco Crisp, S</b> OBP: 0.324, SLG: 0.388	5B 1B BB		G3		G3-1		G3-1			3	0	1	1	1	0	3									
55 <b>Hideki Matsui, L</b> OBP: 0.326, SLG: 0.392	1B		1B		G4-3				G6-3	4	0	2	0	0	0	1									
16 <b>Josh Willingham, R</b> OBP: 0.327, SLG: 0.474	K		G6-3				G1-3		G6-3	4	0	0	0	0	1	3									
14 <b>Brandon Allen, L</b> OBP: 0.333, SLG: 0.543	G3-1				L9		G4-3		F8	4	0	0	0	0	0	2									
12 <b>David DeJesus, L</b> OBP: 0.322, SLG: 0.375	G3		L7				F7		2B 8 SF8 BB	3	1	0	0	1	0	0									
2 <b>Cliff Pennington, S</b> OBP: 0.321, SLG: 0.363	K		K							4	0	2	0	0	2	0									
8 <b>Kurt Suzuki, R</b> OBP: 0.295, SLG: 0.387	2B				19 FC3-6 1B		P4		SF8	3	0	2	1	0	0	1									
29 <b>Scott Sizemore, R</b> OBP: 0.340, SLG: 0.392	F8						K			3	0	0	0	0	2	3									
15 <b>Ryan Sweeney, L</b> OBP: 0.348, SLG: 0.345										1	0	0	0	0	1	1									
<b>Inning Stats</b>	R: 0 E: 0 K: 1 S: 10	H: 1 LOB: 2 BB: 1 P: 19	R: 0 E: 0 K: 1 S: 8	H: 1 LOB: 1 BB: 0 P: 13	R: 0 E: 0 K: 0 S: 12	H: 2 LOB: 1 BB: 0 P: 21	R: 0 E: 0 K: 1 S: 7	H: 0 LOB: 0 BB: 0 P: 10	R: 1 E: 1 K: 1 S: 11	H: 2 LOB: 1 BB: 0 P: 17	R: 0 E: 0 K: 0 S: 6	H: 0 LOB: 0 BB: 0 P: 8	R: 0 E: 0 K: 1 S: 15	H: 1 LOB: 2 BB: 0 P: 24	R: 0 E: 0 K: 0 S: 10	H: 0 LOB: 0 BB: 0 P: 16	R: 1 E: 0 K: 1 S: 12	H: 1 LOB: 1 BB: 1 P: 20	1B: 6 2B: 2 HR: 0	SF: 1 SAC: 0 DP: 0	WP: 0 PB: 0 SB: 1 CS: 1	PA: 37			
<b>PITCHER</b>	IP	WLS	BF	H	R	ER	SO	BB	IBB	HBP	BLK	WP	HR	S	P	ERA	WHIP								
58 <b>Jeanmar Gómez, R</b> ERA: 4.55	6.0	W	24	6	1	0	4	1	0	0	0	0	0	54	88	0.00	1.167								
37 <b>Chad Durbin, R</b> ERA: 5.24	1.0		5	1	0	0	1	0	0	1	0	0	0	15	24	0.00	1.000								
53 <b>Rafael Perez, L</b> ERA: 2.56	1.1		6	1	1	1	0	1	0	0	0	0	0	17	29	6.75	1.500								
52 <b>Vinnie Pestano, R</b> ERA: 2.39	0.2		2	0	0	0	1	0	0	0	0	0	0	5	7	0.00	0.000								

Oakland Athletics @ Cleveland Indians  
Progressive Field, Cleveland, OH  
Tue Aug 30 2011, 7:07 PM - 9:57 PM EDT  
Att: 20,372 - Overcast - 74 F

AB 33  
R 2  
H 8  
RBI 2  
BB 2  
SO 6  
LOB 16



Batter	1	2	3	4	5	6	7	8	9	AB	R	H	RBI	BB	SO	LOB	BOTTOM								
12 <b>Ezequiel Carrera, L</b> OBP: 0.338, SLG: 0.322	G4-3		1B		G5-3		F9			4	1	1	0	0	0	2									
1 <b>Kosuke Fukudome, L</b> OBP: 0.360, SLG: 0.350	G6-3		2B		K		G6-3			4	0	1	2	0	1	0									
13 <b>Asdrúbal Cabrera, S</b> OBP: 0.340, SLG: 0.469	25 CS 1B		F8				G1-3		F7	4	0	1	0	0	0	1									
25 <b>Jim Thome, L</b> OBP: 0.349, SLG: 0.470	CS		41 FC6-4 1B		2B		F7		F7	2	1	1	0	2	0	0									
41 <b>Carlos Santana, S</b> OBP: 0.349, SLG: 0.449	FC6-4		P5				HR			4	1	1	2	0	1	3									
47 <b>Shelley Duncan, R</b> OBP: 0.314, SLG: 0.414	F8				G6-3		9 HR HBP		G5-3	2	0	0	0	0	0	1									
32 <b>Jerad Head, R</b> OBP: 0.200, SLG: 0.200										1	1	0	0	0	0	0									
9 <b>Jack Hannahan, L</b> OBP: 0.333, SLG: 0.367	G4-3		16 G4-6-3 1B				HR		1B	4	1	3	2	0	0	1									
16 <b>Jason Donald, R</b> OBP: 0.333, SLG: 0.368	G5-3		G4-6-3		G4-6-3		G4-3		G4-3	4	0	1	0	0	0	2									
6 <b>Lou Marson, R</b> OBP: 0.300, SLG: 0.304			12 1B 2B		K		G4-3			3	1	1	0	0	1	2									
<b>Inning Stats</b>	R: 0 E: 0 K: 0 S: 8	H: 1 LOB: 0 BB: 0 P: 15	R: 0 E: 0 K: 0 S: 9	H: 1 LOB: 1 BB: 0 P: 17	R: 2 E: 0 K: 0 S: 16	H: 3 LOB: 2 BB: 1 P: 27	R: 0 E: 0 K: 0 S: 9	H: 1 LOB: 0 BB: 0 P: 13	R: 0 E: 0 K: 2 S: 10	H: 0 LOB: 0 BB: 0 P: 16	R: 4 E: 0 K: 0 S: 15	H: 3 LOB: 2 BB: 1 P: 31	R: 0 E: 0 K: 0 S: 6	H: 0 LOB: 0 BB: 0 P: 8	R: 0 E: 0 K: 1 S: 11	H: 1 LOB: 1 BB: 0 P: 15	1B: 6 2B: 2 HR: 2	SF: 0 SAC: 0 DP: 1	WP: 1 PB: 0 SB: 0 CS: 1	PA: 36					
<b>PITCHER</b>	IP	WLS	BF	H	R	ER	SO	BB	IBB	HBP	BLK	WP	HR	S	P	ERA	WHIP								
53 <b>Trevor Cahill, R</b> ERA: 4.26	5.1	L	24	7	5	5	2	2	0	1	0	0	1	7	12	27.00	6.000								
60 <b>Fabiano De Los Santos, R</b> ERA: 3.6	0.1		3	2	1	1	0	0	0	0	0	0	0	9	14	0.00	0.000								
57 <b>Brian Fuentes, L</b> ERA: 3.96	1.1		4	0	0	0	0	0	0	0	0	0	0	11	15	0.00	1.000								
62 <b>Neil Wagner, R</b> ERA:	1.0		4	1	0	0	1	0	0	0	0	0	0	11	15	0.00	1.000								

Oakland Athletics @ Cleveland Indians  
Progressive Field, Cleveland, OH  
Tue Aug 30 2011, 7:07 PM - 9:57 PM EDT  
Att: 20,372 - Overcast - 74 F

AB 32  
R 6  
H 10  
RBI 6  
BB 2  
SO 3  
LOB 12





Batter	1	2	3	4	5	6	7	8	9	10	11	12	13	14	15	16	AB	R	H	RBI	BB	SO	LOB	TOP			
19 <b>Jemie Weeks, S</b> OBP: 0.334, SLG: 0.410																	7	0	2	0	0	1	4				
2 <b>Cliff Pennington, S</b> OBP: 0.322, SLG: 0.399																	6	1	2	0	1	1	3				
55 <b>Hideki Matsui, L</b> OBP: 0.324, SLG: 0.390																	5	0	1	0	0	1	3				
4 <b>Coco Crisp, S</b> OBP: 0.323, SLG: 0.386																	2	0	0	0	0	0	1				
16 <b>Josh Willingham, R</b> OBP: 0.329, SLG: 0.474																	6	1	2	0	1	2	1				
14 <b>Brandon Allen, L</b> OBP: 0.339, SLG: 0.531																	6	0	2	1	1	3	2				
15 <b>Ryan Sweeney, L</b> OBP: 0.342, SLG: 0.339																	7	0	1	0	0	2	8				
12 <b>David DeJesus, L</b> OBP: 0.319, SLG: 0.371																	7	0	1	0	0	1	6				
8 <b>Kurt Suzuki, R</b> OBP: 0.295, SLG: 0.392																	5	1	1	1	1	2	0				
29 <b>Scott Sizemore, R</b> OBP: 0.338, SLG: 0.384																	6	0	0	1	1	2	1				
<b>Inning Stats</b>	R: 0 E: 0 K: 0 S: 5	H: 2 LOB: 0 BB: 0 P: 10	R: 1 E: 0 K: 0 S: 15	H: 2 LOB: 3 BB: 2 P: 25	R: 1 E: 0 K: 0 S: 13	H: 2 LOB: 1 BB: 0 P: 23	R: 1 E: 0 K: 1 S: 17	H: 2 LOB: 1 BB: 0 P: 24	R: 0 E: 0 K: 3 S: 10	H: 0 LOB: 0 BB: 0 P: 14	R: 0 E: 0 K: 2 S: 10	H: 0 LOB: 0 BB: 0 P: 18	R: 0 E: 0 K: 1 S: 9	H: 1 LOB: 1 BB: 0 P: 12	R: 0 E: 0 K: 1 S: 15	H: 0 LOB: 0 BB: 0 P: 9	R: 0 E: 0 K: 1 S: 8	H: 0 LOB: 0 BB: 0 P: 14	R: 0 E: 0 K: 0 S: 9	H: 0 LOB: 0 BB: 0 P: 13	R: 1 E: 0 K: 0 S: 9	H: 3 LOB: 0 BB: 0 P: 13	1B: 9 2B: 2 3B: 0 HR: 1	SF: 0 SAC: 1 DP: 2 HBP: 1	WP: 0 PB: 0 SB: 4 CS: 0	PA: 64	
<b>PITCHER</b>	IP 6.0	WLS 26	BF 6	H 3	R 3	ER 3	SO 6	BB 2	IBB 0	HBP 0	BLK 0	WP 0	HR 0	S 70	P 114	ERA 4.50	WHIP 1.333										
30 <b>Ubaldo Jimenez, R</b> ERA: 4.50											49 <b>Tony Sipp, L</b> ERA: 2.57																
54 <b>Chris Perez, R</b> ERA: 2.73											38 <b>Joe Smith, R</b> ERA: 1.61																
37 <b>Chad Durbin, R</b> ERA: 5.05											56 <b>Frank Herrmann, R</b> ERA: 4.66																

**Oakland Athletics @ Cleveland Indians**  
 Progressive Field, Cleveland, OH  
 Wed Aug 31 2011, 7:07 PM - 12:07 AM EDT  
 Att: 15,202 - Clear - 78 F

livebaseballscorecards.com

AB 57  
R 13  
H 32  
RBI 3  
BB 5  
SO 15  
LOB 29


Batter	1	2	3	4	5	6	7	8	9	10	11	12	13	14	15	16	AB	R	H	RBI	BB	SO	LOB	BOTTOM		
12 <b>Ezequiel Carrera, L</b> OBP: 0.338, SLG: 0.333																	5	1	1	0	1	0	1			
1 <b>Kosuke Fukudome, L</b> OBP: 0.357, SLG: 0.377																	6	0	1	1	0	2	3			
13 <b>Adrián Beltrán, S</b> OBP: 0.339, SLG: 0.465																	5	0	0	0	2	3	1			
25 <b>Jim Thome, L</b> OBP: 0.347, SLG: 0.469																	7	0	2	0	0	3	3			
46 <b>Cord Phelps, S</b> OBP: 0.258, SLG: 0.259																	0	1	0	0	0	0	0			
41 <b>Carlos Santana, S</b> OBP: 0.347, SLG: 0.445																	7	0	1	0	0	2	2			
9 <b>Jack Hannahan, L</b> OBP: 0.335, SLG: 0.389																	7	2	3	3	0	2	0			
16 <b>Jason Donald, R</b> OBP: 0.333, SLG: 0.381																	6	0	2	0	0	2	0			
32 <b>Jerad Head, R</b> OBP: 0.091, SLG: 0.091																	6	0	0	0	0	1	2			
6 <b>Lou Marson, R</b> OBP: 0.296, SLG: 0.299																	6	0	1	0	0	4	2			
<b>Inning Stats</b>	R: 1 E: 0 K: 0 S: 7	H: 2 LOB: 1 BB: 0 P: 14	R: 0 E: 0 K: 1 S: 12	H: 2 LOB: 1 BB: 0 P: 16	R: 0 E: 0 K: 1 S: 10	H: 0 LOB: 0 BB: 0 P: 21	R: 0 E: 0 K: 2 S: 9	H: 0 LOB: 0 BB: 0 P: 10	R: 0 E: 0 K: 1 S: 9	H: 1 LOB: 2 BB: 1 P: 18	R: 0 E: 0 K: 1 S: 10	H: 0 LOB: 0 BB: 0 P: 14	R: 0 E: 0 K: 2 S: 10	H: 0 LOB: 0 BB: 0 P: 18	R: 0 E: 0 K: 1 S: 11	H: 0 LOB: 0 BB: 0 P: 16	R: 0 E: 0 K: 1 S: 10	H: 0 LOB: 0 BB: 0 P: 14	R: 0 E: 0 K: 1 S: 11	H: 1 LOB: 2 BB: 1 P: 18	R: 1 E: 0 K: 1 S: 9	H: 3 LOB: 0 BB: 0 P: 13	1B: 6 2B: 2 3B: 1 HR: 2	SF: 1 SAC: 1 DP: 0	WP: 0 PB: 0 SB: 0 CS: 0	PA: 60
<b>PITCHER</b>	IP 6.0	WLS 26	BF 6	H 3	R 3	ER 3	SO 6																			




Batter	1	2	3	4	5	6	7	8	9	AB	R	H	RBI	BB	SO	LOB	TOP								
19 Jemile Weeks, S OBP: 0.335, SLG: 0.410	F9		G6-3				SF			3	3	1	1	1	0	0	<b>Oakland Athletics @ Cleveland Indians</b> Progressive Field, Cleveland, OH Thu Sep 01 2011, 12:08 PM - 3:13 PM EDT Att: 14,192 - Partly Cloudy - 79 F								
2 Cliff Pennington, S OBP: 0.327, SLG: 0.370	K									5	0	4	3	0	1	0									
4 Coco Crisp, S OBP: 0.325, SLG: 0.389			B2-3							5	0	3	2	0	0	4									
55 Hideki Matsui, L OBP: 0.321, SLG: 0.387	G4-3									4	0	0	1	0	1	5									
14 Brandon Allen, L OBP: 0.325, SLG: 0.505		L8								5	0	0	0	0	3	5									
12 David DeJesus, L OBP: 0.318, SLG: 0.367										4	0	0	0	1	1	0									
15 Ryan Sweeney, L OBP: 0.343, SLG: 0.338										4	1	1	0	1	1	1									
26 Anthony Recker, R OBP: 0.385, SLG: 0.364										4	2	2	0	1	1	2									
28 Eric Sogard, L OBP: 0.244, SLG: 0.333										5	1	1	0	0	1	4									
<b>Inning Stats</b>	R: 0 H: 1 E: 0 K: 1 S: 9	H: 1 LOB: 1 BB: 0 P: 13	R: 0 H: 0 E: 0 K: 1 S: 8	H: 0 LOB: 1 BB: 1 P: 17	R: 0 H: 1 E: 0 K: 0 S: 9	H: 1 LOB: 1 BB: 0 P: 11	R: 0 H: 0 E: 0 K: 1 S: 6	H: 0 LOB: 0 BB: 0 P: 8	R: 2 H: 3 E: 0 K: 1 S: 14	H: 3 LOB: 2 BB: 1 P: 23	R: 0 H: 0 E: 0 K: 2 S: 7	H: 0 LOB: 0 BB: 0 P: 12	R: 2 H: 3 E: 1 K: 1 S: 19	H: 3 LOB: 2 BB: 0 P: 27	R: 3 H: 4 E: 1 K: 1 S: 18	H: 4 LOB: 3 BB: 1 P: 28	R: 0 H: 0 E: 0 K: 1 S: 11	H: 0 LOB: 1 BB: 1 P: 17	1B: 11 2B: 1 3B: 0 HR: 0	SF: 2 2B: 1 3B: 0 HBP: 0	WP: 1 PB: 0 SB: 3 CS: 0	PA: 45			
<b>PITCHER</b>	IP	WLS	BF	H	R	ER	SO	BB	IBB	HBP	BLK	WP	HR	S	P	ERA	WHIP								
55 Roberto Hernandez, R ERA: 4.84	6.0	L	29	8	4	3	6	2	0	0	0	0	0	62	95	4.50	1.667								
50 Nick Hagadone, L ERA: 16.2	1.2		8	2	3	3	1	1	0	0	0	1	0	18	32	16.20	1.800								
34 Corey Kluber, R ERA:	1.1		8	2	0	0	2	1	0	0	0	0	0	21	29	0.00	2.250								

Batter	1	2	3	4	5	6	7	8	9	AB	R	H	RBI	BB	SO	LOB	BOTTOM								
12 Ezequiel Carrera, L OBP: 0.326, SLG: 0.321	L6		FC5-4							5	0	0	0	0	2	4	<b>Oakland Athletics @ Cleveland Indians</b> Progressive Field, Cleveland, OH Thu Sep 01 2011, 12:08 PM - 3:13 PM EDT Att: 14,192 - Partly Cloudy - 79 F								
1 Kosuke Fukudome, L OBP: 0.358, SLG: 0.377	K		G3							3	0	1	0	1	1	1									
13 Asdrubal Cabrera, S OBP: 0.337, SLG: 0.461										4	0	0	0	0	0	0									
46 Cord Phelps, S OBP: 0.258, SLG: 0.259	G6-3									0	0	0	0	0	0	0									
41 Carlos Santana, S OBP: 0.348, SLG: 0.443										2	0	0	0	2	0	0									
47 Shelley Duncan, R OBP: 0.312, SLG: 0.410										4	0	1	0	0	0	2									
9 Jack Hannahan, L OBP: 0.331, SLG: 0.384										4	0	0	0	0	2	4									
16 Jason Donald, R OBP: 0.329, SLG: 0.373										4	0	1	0	0	2	4									
32 Jerad Head, R OBP: 0.067, SLG: 0.067										4	0	0	0	0	2	1									
6 Lou Marson, R OBP: 0.305, SLG: 0.305										3	0	2	0	1	1	1									
<b>Inning Stats</b>	R: 0 H: 0 E: 0 K: 1 S: 9	H: 0 LOB: 0 BB: 0 P: 13	R: 0 H: 1 E: 0 K: 1 S: 7	H: 1 LOB: 1 BB: 0 P: 14	R: 0 H: 1 E: 0 K: 0 S: 8	H: 1 LOB: 1 BB: 0 P: 11	R: 0 H: 0 E: 1 K: 1 S: 10	H: 0 LOB: 2 BB: 1 P: 18	R: 0 H: 0 E: 0 K: 1 S: 10	H: 0 LOB: 2 BB: 2 P: 21	R: 0 H: 2 E: 0 K: 2 S: 14	H: 2 LOB: 2 BB: 0 P: 21	R: 0 H: 0 E: 0 K: 1 S: 6	H: 0 LOB: 0 BB: 0 P: 9	R: 0 H: 1 E: 0 K: 2 S: 12	H: 1 LOB: 1 BB: 0 P: 17	1B: 5 2B: 0 3B: 0 HR: 0	SF: 0 2B: 0 3B: 0 HBP: 0	WP: 0 PB: 0 SB: 0 CS: 0	PA: 37					
<b>PITCHER</b>	IP	WLS	BF	H	R	ER	SO	BB	IBB	HBP	BLK	WP	HR	S	P	ERA	WHIP								
47 Gio Gonzalez, L ERA: 3.21	7.0	W	30	4	0	0	7	4	0	0	0	0	0	64	114	0.00	1.143								
56 Craig Breslow, L ERA: 4.01	2.0		7	1	0	0	3	0	0	0	0	0	0	18	26	0.00	0.500								

**AB 39**  
**R 7**  
**H 12**  
**RBI 7**  
**BB 4**  
**SO 9**  
**LOB 21**



**AB 33**  
**R 0**  
**H 5**  
**RBI 0**  
**BB 4**  
**SO 10**  
**LOB 21**





Batter	1	2	3	4	5	6	7	8	9	AB	R	H	RBI	BB	SO	LOB	TOP																			
12 Ezequiel Carrera, L OBP: 0.322, SLG: 0.316	G5-3	G6-3				G6-3			G4-3	5	0	1	0	0	0	1	<b>Cleveland Indians @ Kansas City Royals</b> Kauffman Stadium, Kansas City, MO Fri Sep 02 2011, 7:10 PM - 9:36 PM CDT Att: 27,248 - Clear - 91 F																			
1 Kosuke Fukudome, L OBP: 0.361, SLG: 0.379	41 2B		13 HR	G4-3			41 G6-3		F8	5	2	3	0	0	0	1																				
13 Asdrubal Cabrera, S OBP: 0.337, SLG: 0.467 46 Cord Phelps, S OBP: 0.290, SLG: 0.290	F9		1-H HR		G4-3		K			2	1	1	2	0	0	1																				
41 Carlos Santana, S OBP: 0.349, SLG: 0.444	25 1B		G1-3			25 G3			G6-3	3	1	1	1	0	0	1																				
25 Jim Thome, L OBP: 0.346, SLG: 0.465						HBP			G4-3	4	0	1	1	0	1	2																				
47 Shelley Duncan, R OBP: 0.313, SLG: 0.404 32 Jerad Head, R OBP: 0.063, SLG: 0.063	K		G6-3						G5-3	2	0	0	0	1	1	1																				
16 Jason Donald, R OBP: 0.338, SLG: 0.437		9 G3-1		HR					K	4	1	2	1	0	1	2																				
9 Jack Hannahan, L OBP: 0.327, SLG: 0.379		G3-1							G4-3	4	0	0	0	0	1	1																				
6 Lou Marson, R OBP: 0.299, SLG: 0.298		G5-3							G4-3	4	0	0	0	0	0	1																				
<b>Inning Stats</b>	R: 2 H: 3 E: 0 K: 1 S: 18	L: 28 BB: 0 P: 26	R: 0 H: 1 E: 0 K: 0 S: 10	LOB: 1 BB: 0 P: 14	R: 2 H: 2 E: 0 K: 1 S: 15	LOB: 0 BB: 0 P: 23	R: 1 H: 2 E: 0 K: 0 S: 8	LOB: 1 BB: 0 P: 12	R: 0 H: 0 E: 0 K: 1 S: 9	LOB: 0 BB: 1 P: 25	R: 0 H: 0 E: 0 K: 1 S: 9	LOB: 0 BB: 0 P: 14	R: 0 H: 0 E: 0 K: 1 S: 9	LOB: 0 BB: 0 P: 13	R: 0 H: 0 E: 0 K: 0 S: 8	LOB: 0 BB: 0 P: 10	1B: 5 2B: 2 3B: 0 HR: 2	SF: 0 SAC: 0 DP: 0 HBP: 1	WP: 0 PB: 0 CS: 0	PA: 38																
<b>PITCHER</b>	IP	WLS	BF	H	R	ER	SO	BB	IBB	HBP	BLK	WP	HR	S	P	ERA	WHIP	<b>PITCHER</b>		IP	WLS	BF	H	R	ER	SO	BB	IBB	HBP	BLK	WP	HR	S	P	ERA	WHIP
52 Bruce Chen, L ERA: 4.11	6.0	L	28	8	5	5	3	1	0	1	0	0	2	73	115	7.50	1.500			3.0	10	1	0	0	2	0	0	0	0	0	0	26	37	0.00	0.333	
61 Everett Teaford, L ERA: 3.55																																				

AB 36  
R 5  
H 9  
RBI 5  
BB 1  
SO 5  
LOB 12



Batter	1	2	3	4	5	6	7	8	9	AB	R	H	RBI	BB	SO	LOB	BOTTOM																				
4 Alex Gordon, L OBP: 0.377, SLG: 0.506	G6-3		G4-3							4	1	1	2	0	0	2	<b>Cleveland Indians @ Kansas City Royals</b> Kauffman Stadium, Kansas City, MO Fri Sep 02 2011, 7:10 PM - 9:36 PM CDT Att: 27,248 - Clear - 91 F																				
53 Melky Cabrera, S OBP: 0.317, SLG: 0.474	G4-3		G4-3						F8	4	1	1	0	0	0	1																					
16 Billy Butler, R OBP: 0.369, SLG: 0.460	K					35 SF8				3	0	1	0	1	2	0																					
35 Eric Hosmer, L OBP: 0.332, SLG: 0.449			K			35 G3-6-3				3	0	0	1	0	1	1																					
21 Jeff Francoeur, R OBP: 0.329, SLG: 0.465			G1-3							4	0	1	0	0	2	1																					
8 Mike Moustakas, L OBP: 0.282, SLG: 0.290	G1-3									4	0	0	0	0	0	2																					
9 Johnny Giavotella, R OBP: 0.280, SLG: 0.363	G5-3									4	0	0	0	0	1	1																					
13 Salvador Perez, R OBP: 0.325, SLG: 0.423	G1-3									3	2	1	0	0	0	0																					
2 Alcides Escobar, R OBP: 0.281, SLG: 0.328 17 Chris Getz, L OBP: 0.313, SLG: 0.284	E1		G4-3							2	0	2	1	0	0	0																					
<b>Inning Stats</b>	R: 0 H: 0 E: 0 K: 1 S: 7	LOB: 0 BB: 0 P: 8	R: 0 H: 1 E: 0 K: 1 S: 8	LOB: 1 BB: 0 P: 13	R: 0 H: 1 E: 0 K: 0 S: 8	LOB: 1 BB: 0 P: 13	R: 0 H: 0 E: 0 K: 0 S: 4	LOB: 0 BB: 1 P: 9	R: 1 H: 2 E: 0 K: 1 S: 12	LOB: 1 BB: 0 P: 18	R: 1 H: 2 E: 0 K: 1 S: 8	LOB: 0 BB: 0 P: 14	R: 2 H: 1 E: 0 K: 2 S: 11	LOB: 0 BB: 0 P: 15	R: 0 H: 0 E: 0 K: 0 S: 7	LOB: 0 BB: 0 P: 12	1B: 4 2B: 2 3B: 0 HR: 1	SF: 1 SAC: 1 DP: 1 HBP: 1	WP: 1 PB: 0 CS: 0	PA: 35																	
<b>PITCHER</b>	IP	WLS	BF	H	R	ER	SO	BB	IBB	HBP	BLK	WP	HR	S	P	ERA	WHIP	<b>PITCHER</b>		IP	WLS	BF	H	R	ER	SO	BB	IBB	HBP	BLK	WP	HR	S	P	ERA	WHIP	
63 Justin Masterson, R ERA: 2.92	7.0	W	29	7	4	4	4	1	0	1	0	0	1	54	87	5.14	1.143			1.0	H	3	0	0	0	2	0	0	0	0	0	0	0	0	0	0	0
52 Vinnie Pestano, R ERA: 2.35	1.0	H	3	0	0	0	2	0	0	0	0	0	0	11	15	0.00	0.000			1.0	S	3	0	0	0	0	0	0	0	0	0	0	0	0	0	0	0
54 Chris Perez, R ERA: 2.68	1.0	S	3	0	0	0	0	0	0	0	0	0	0	7	12	0.00	0.000																				

AB 31  
R 4  
H 7  
RBI 4  
BB 1  
SO 6  
LOB 8





Batter	1	2	3	4	5	6	7	8	9	AB R H RBI BB SO LOB	TOP											
12 Ezequiel Carrera, L (1,8) OBP: 0.320, SLG: 0.314										4 1 1 0 0 1 1	<b>Cleveland Indians @ Kansas City Royals</b> Kauffman Stadium, Kansas City, MO Sat Sep 03 2011, 6:31 PM - 9:05 PM CDT Att. 27,126 - Rain - 77 F											
1 Kosuke Fukudome, L (1,9) OBP: 0.360, SLG: 0.277										3 0 0 0 1 2 1												
41 Carlos Santana, S (1,2) OBP: 0.346, SLG: 0.441										3 0 0 1 0 0 1												
25 Jim Thome, L (1,10) OBP: 0.341, SLG: 0.457										4 0 0 0 0 4 1												
9 Jack Hannahan, L (1,3) OBP: 0.327, SLG: 0.380										4 0 1 0 0 1 0												
16 Jason Donald, R (1,6) OBP: 0.325, SLG: 0.419										3 0 0 0 0 0 1												
8 Lonnie Chisenhall, L (1,5) OBP: 0.277, SLG: 0.386										3 0 1 0 0 0 1												
46 Cord Phelps, S (1,4) OBP: 0.239, SLG: 0.238										3 0 0 0 0 1 2												
32 Jerad Head, R (1,7) OBP: 0.053, SLG: 0.053										3 0 0 0 0 0 0												
<b>Inning Stats</b>	R: 1 E: 1 K: 2 S: 12	H: 1 LOB: 0 BB: 0 P: 18	R: 0 E: 1 K: 2 S: 11	H: 0 LOB: 1 BB: 0 P: 17	R: 0 E: 0 K: 0 S: 8	H: 0 LOB: 0 BB: 0 P: 12	R: 0 E: 0 K: 1 S: 10	H: 1 LOB: 1 BB: 0 P: 10	R: 0 E: 0 K: 1 S: 10	H: 0 LOB: 0 BB: 1 P: 15		R: 0 E: 0 K: 1 S: 10	H: 0 LOB: 0 BB: 0 P: 16	R: 0 E: 0 K: 0 S: 8	H: 1 LOB: 1 BB: 0 P: 12	R: 0 E: 0 K: 2 S: 10	H: 0 LOB: 0 BB: 0 P: 15	R: 0 E: 0 K: 1 S: 10	H: 0 LOB: 0 BB: 0 P: 14	1B: 1 2B: 2 3B: 0 HR: 0	SF: 1 SAC: 0 DP: 0 HBP: 0	WP: 0 PB: 0 SB: 1 CS: 1
<b>PITCHER</b>	IP WLS BF H R ER SO BB IBB HBP BLK WP HR S P ERA WHIP																					
44 Luke Hochevar, R (1,1) ERA: 4.76	8.0 W 29 3 1 0 8 1 0 0 0 0 0 79 117 0.00 0.500																					
56 Greg Holland, R (9,1) ERA: 1.87	1.0 3 0 0 0 1 0 0 0 0 0 0 10 14 0.00 0.000																					

Batter	1	2	3	4	5	6	7	8	9	AB R H RBI BB SO LOB	BOTTOM									
4 Alex Gordon, L (1,7) OBP: 0.377, SLG: 0.505										3 1 1 1 1 0 1	<b>Cleveland Indians @ Kansas City Royals</b> Kauffman Stadium, Kansas City, MO Sat Sep 03 2011, 6:31 PM - 9:05 PM CDT Att. 27,126 - Rain - 77 F									
53 Melky Cabrera, S (1,8) OBP: 0.336, SLG: 0.472										4 1 1 0 0 0 3										
16 Billy Butler, R (1,10) OBP: 0.368, SLG: 0.460										4 0 1 1 0 1 2										
35 Eric Hosmer, L (1,3) OBP: 0.331, SLG: 0.447										4 1 1 0 0 0 1										
21 Jeff Francoeur, R (1,9) OBP: 0.330, SLG: 0.467										4 0 2 2 0 1 0										
9 Johnny Giavotella, R (1,4) OBP: 0.276, SLG: 0.387										4 1 1 1 0 2 2										
8 Mike Moustakas, L (1,5) OBP: 0.278, SLG: 0.285										4 0 0 0 0 0 1										
13 Salvador Perez, R (1,2) OBP: 0.313, SLG: 0.405										3 1 0 0 0 1 0										
17 Chris Getz, L (1,6) OBP: 0.313, SLG: 0.284										3 0 1 0 0 0 0										
<b>Inning Stats</b>	R: 2 E: 0 K: 1 S: 19	H: 3 LOB: 1 BB: 0 P: 24	R: 1 E: 1 K: 0 S: 15	H: 1 LOB: 1 BB: 0 P: 22	R: 0 E: 0 K: 0 S: 5	H: 0 LOB: 0 BB: 0 P: 9	R: 0 E: 0 K: 1 S: 8	H: 0 LOB: 0 BB: 0 P: 15	R: 1 E: 0 K: 0 S: 11	H: 1 LOB: 1 BB: 1 P: 18		R: 1 E: 0 K: 1 S: 9	H: 1 LOB: 0 BB: 0 P: 13	R: 0 E: 0 K: 1 S: 11	H: 1 LOB: 1 BB: 0 P: 17	R: 0 E: 0 K: 1 S: 7	H: 1 LOB: 1 BB: 0 P: 10	1B: 5 2B: 2 3B: 0 HR: 1	SF: 0 SAC: 0 DP: 0 HBP: 0	WP: 0 PB: 0 SB: 2 CS: 0
<b>PITCHER</b>	IP WLS BF H R ER SO BB IBB HBP BLK WP HR S P ERA WHIP																			
31 David Huff, L (1,1) ERA: 2.81	6.0 L 26 6 5 4 3 1 0 0 0 0 0 67 101 6.00 1.167																			
45 Josh Judy, R (7,1) ERA: 1.5	1.0 4 1 0 0 1 0 0 0 0 0 0 11 17 0.00 1.000																			
37 Chad Durbin, R (8,1) ERA: 4.97	1.0 4 1 0 0 1 0 0 0 0 0 0 7 10 0.00 1.000																			

AB	30
R	1
H	3
RBI	1
BB	1
SO	9
LOB	8

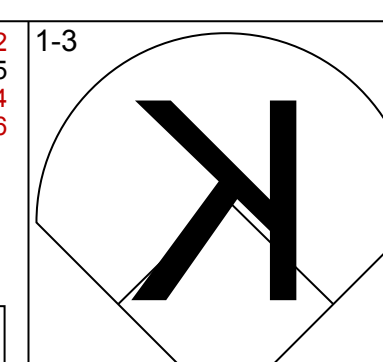
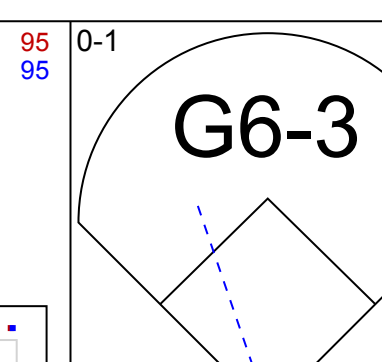
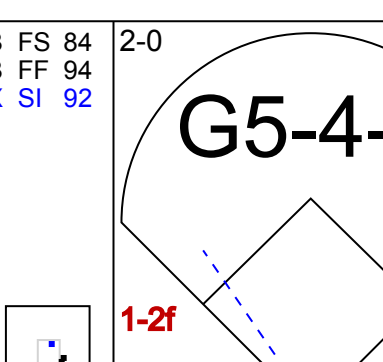
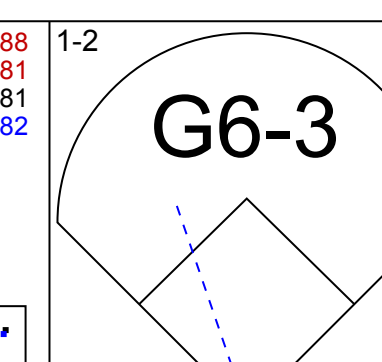
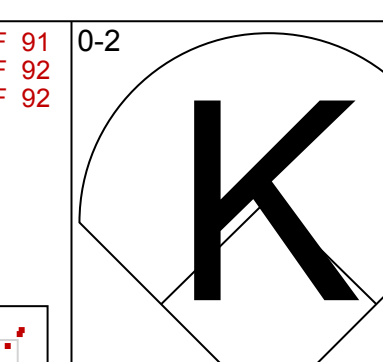
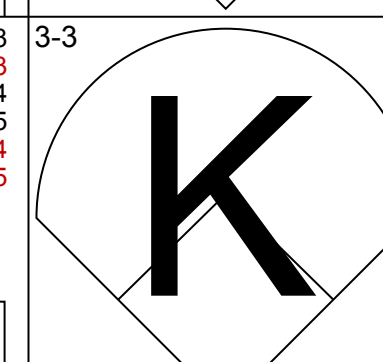
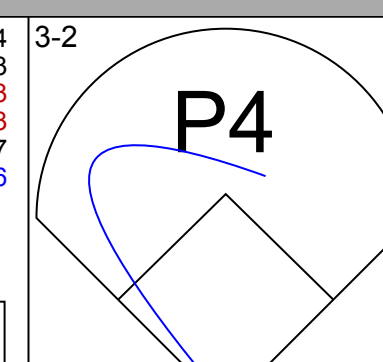
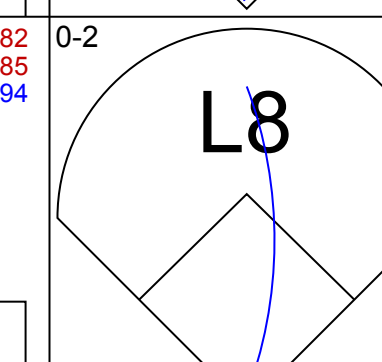
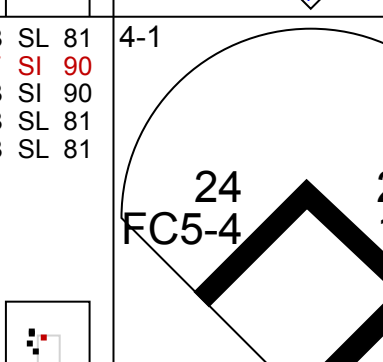

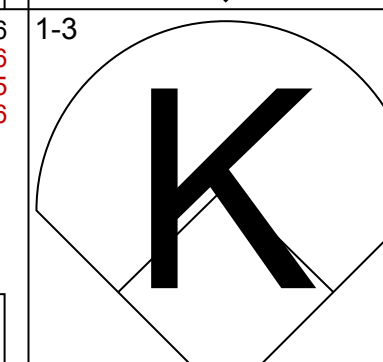
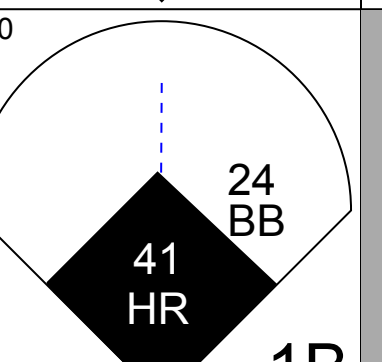

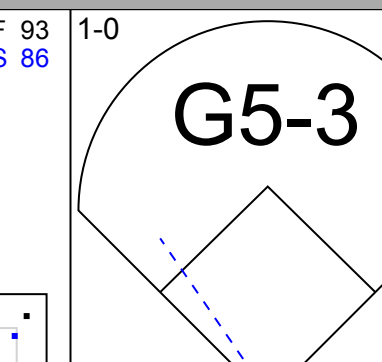
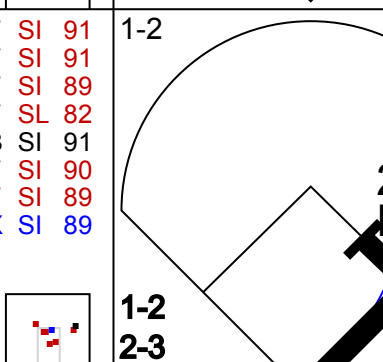

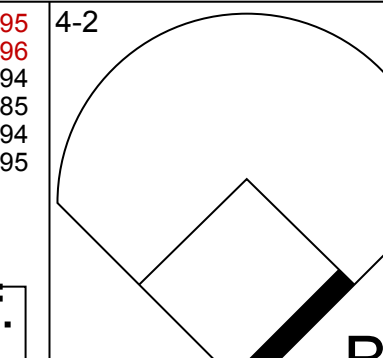
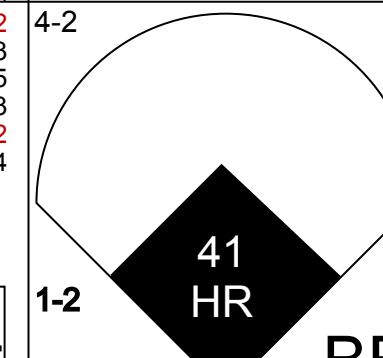

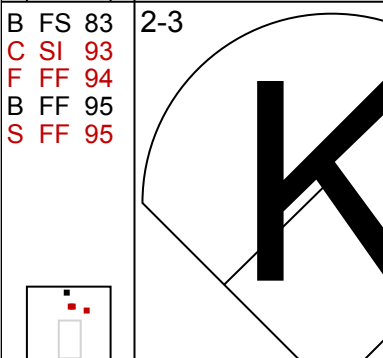
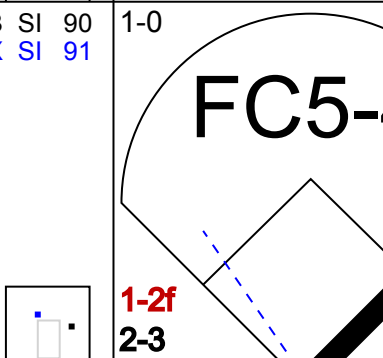

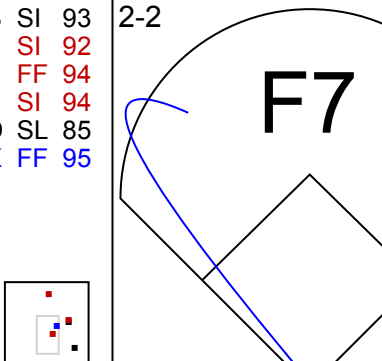
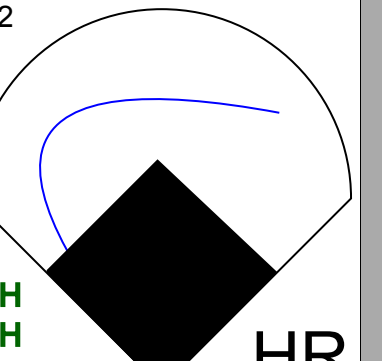

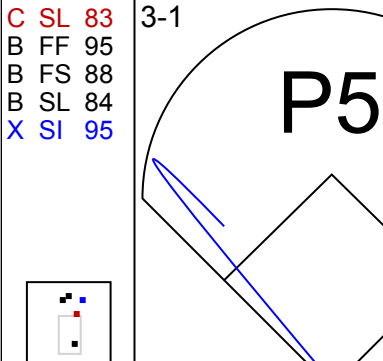
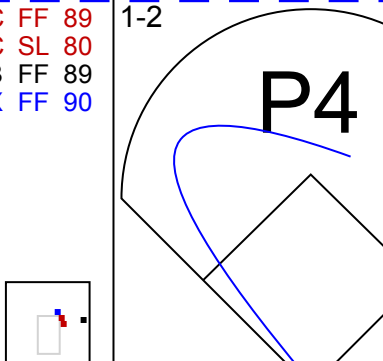
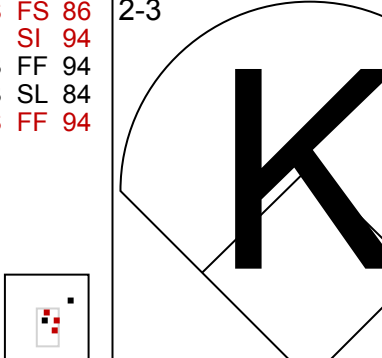
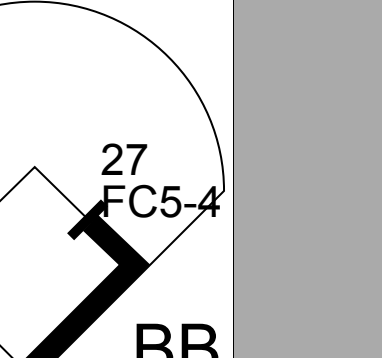

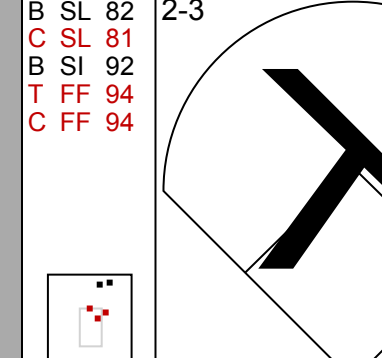
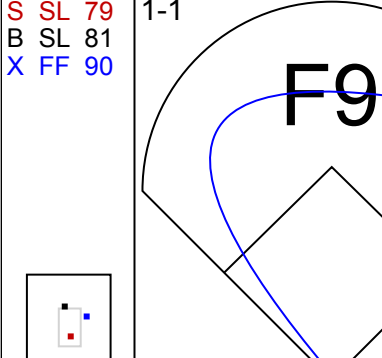
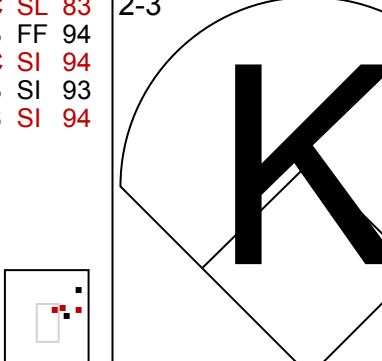
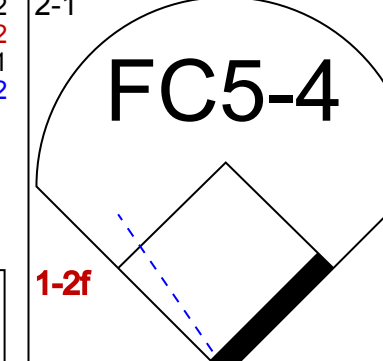

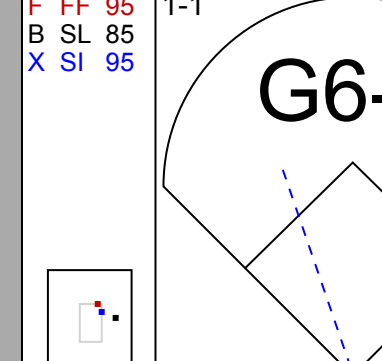
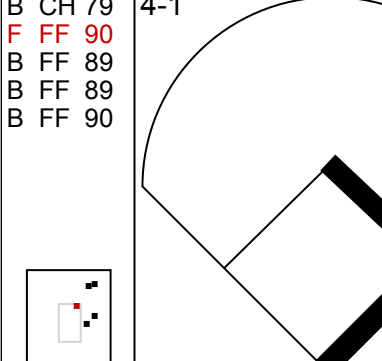
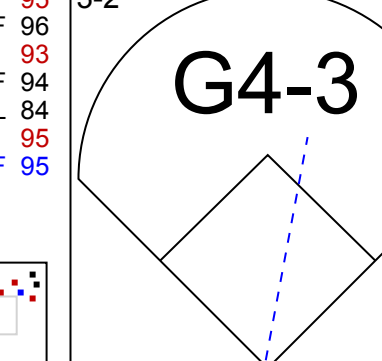
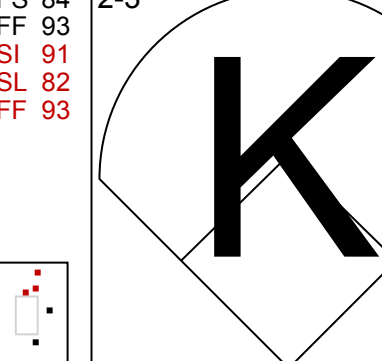
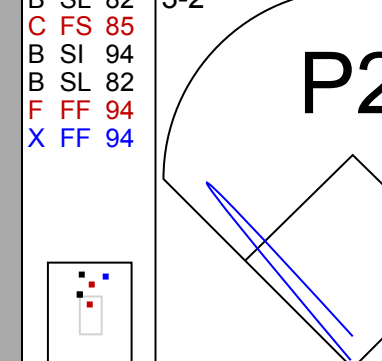
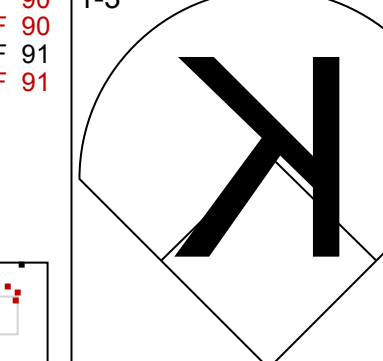
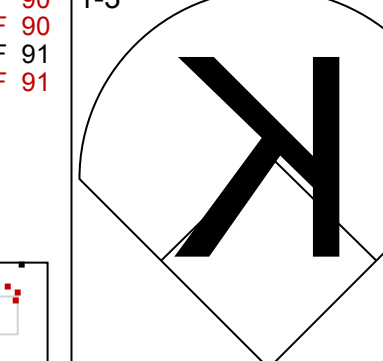
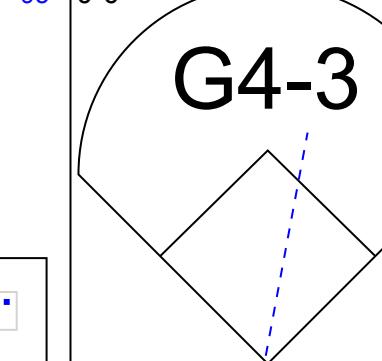
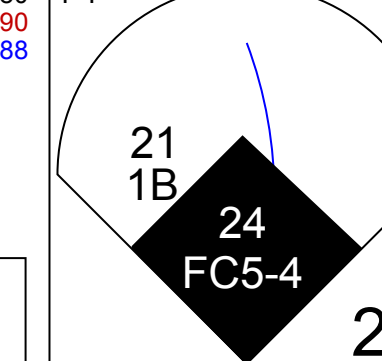
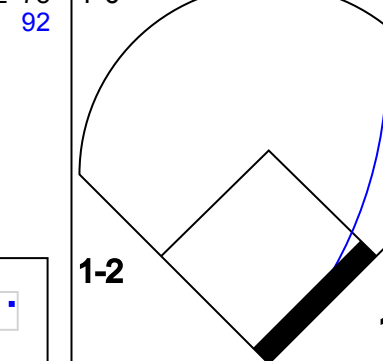
AB	33
R	5
H	8
RBI	5
BB	1
SO	5
LOB	10







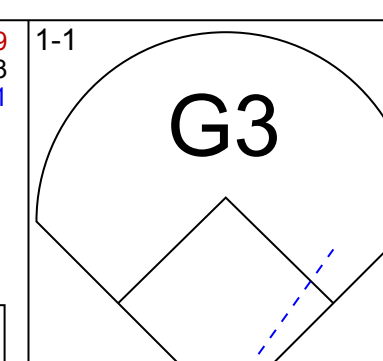
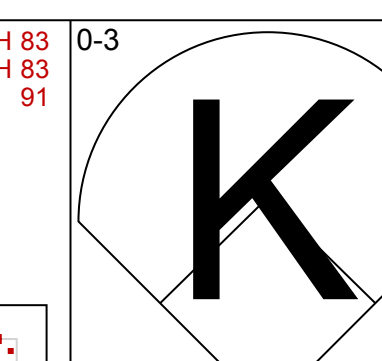
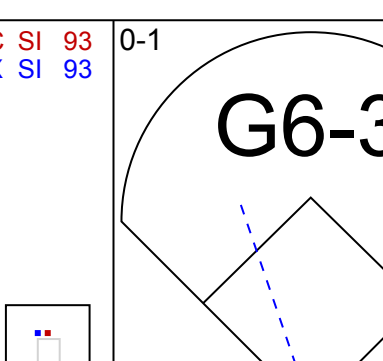
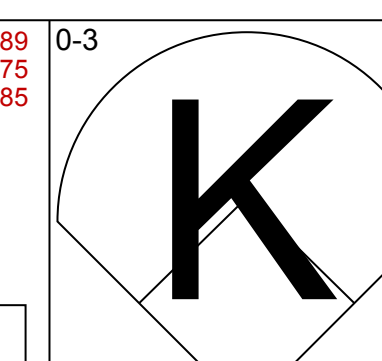
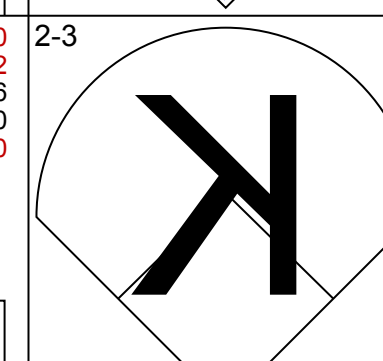
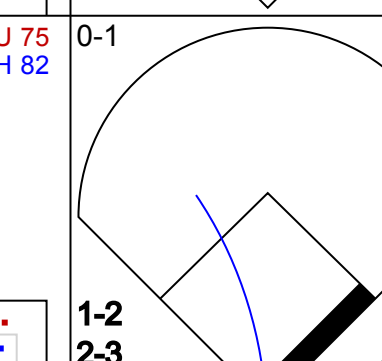
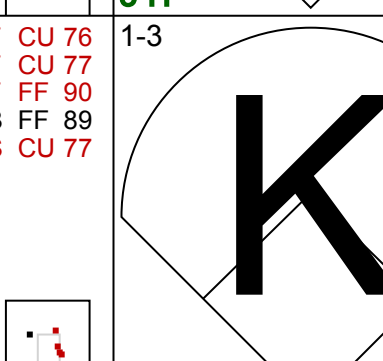
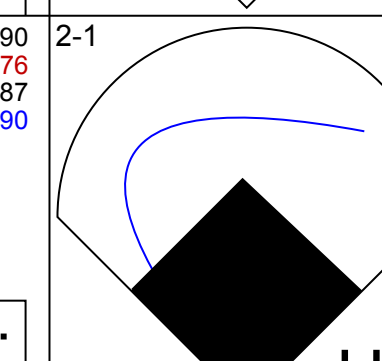
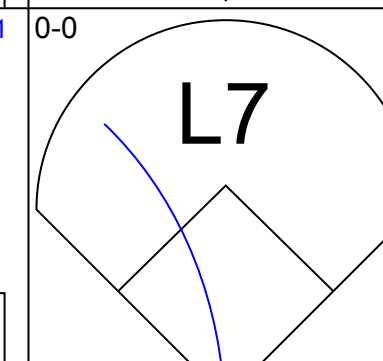
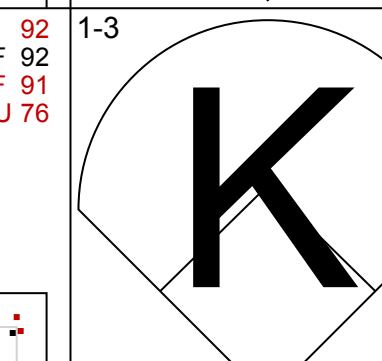
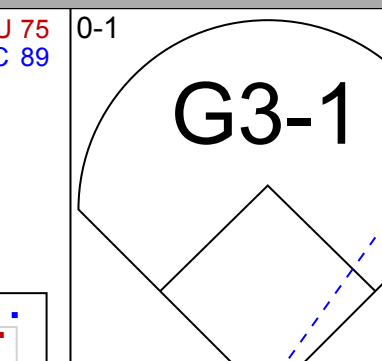
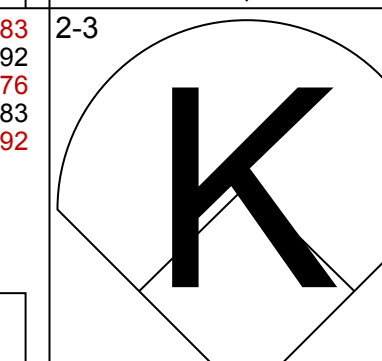
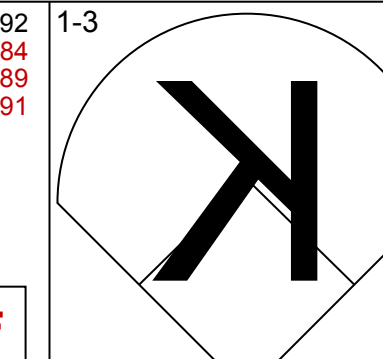
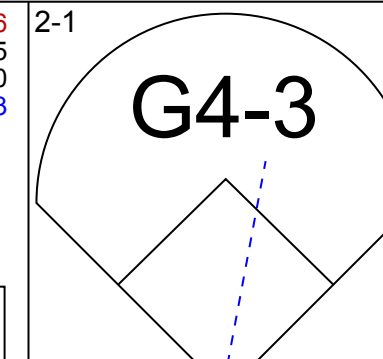
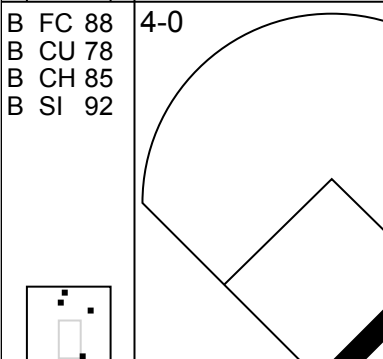
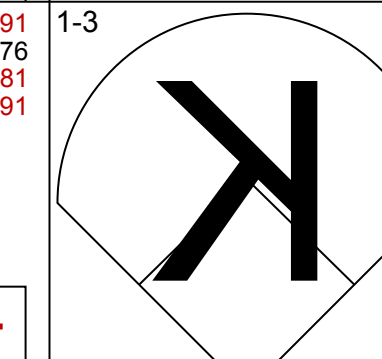
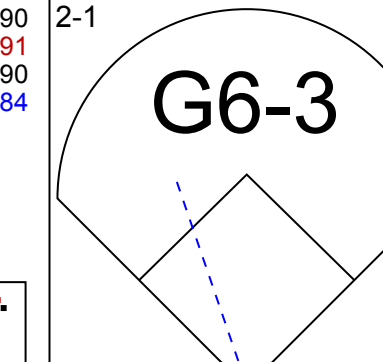
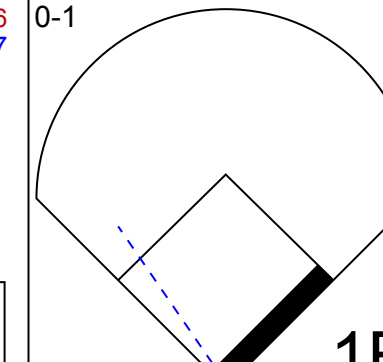
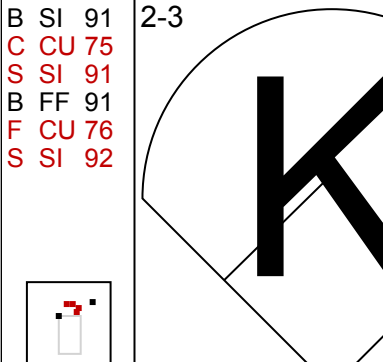
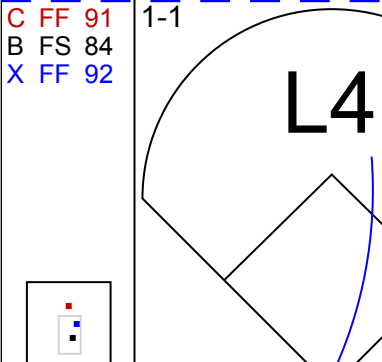
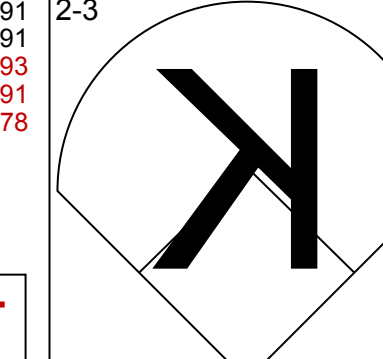
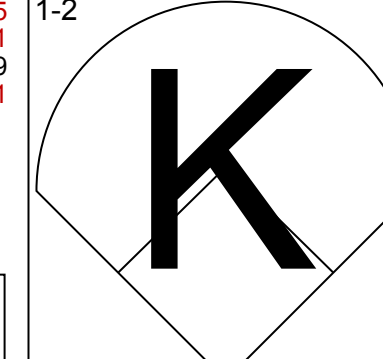
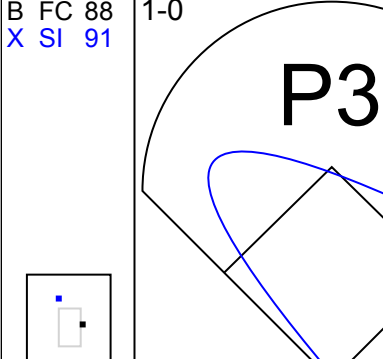
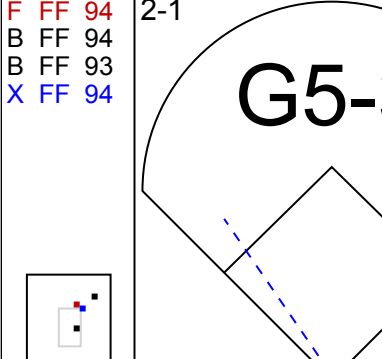
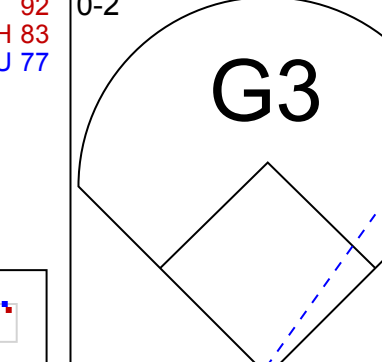
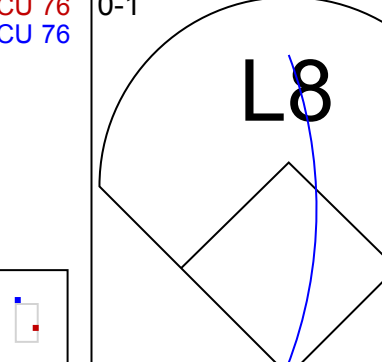
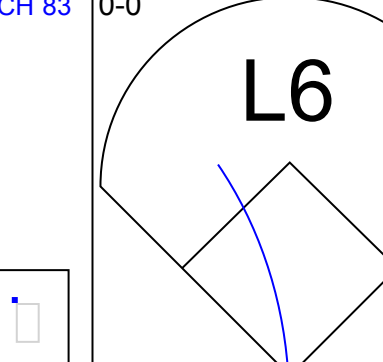
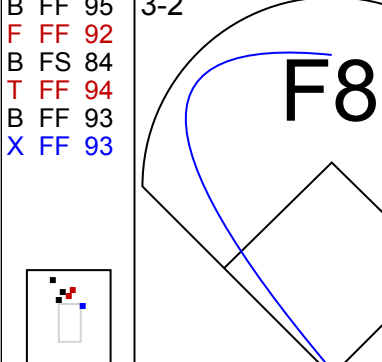
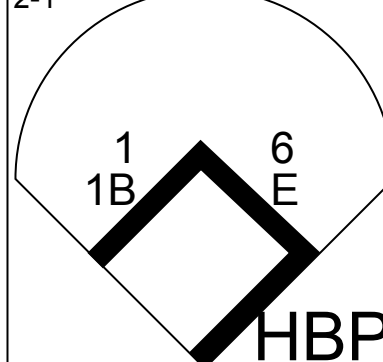
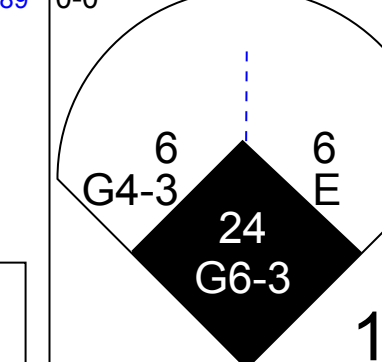
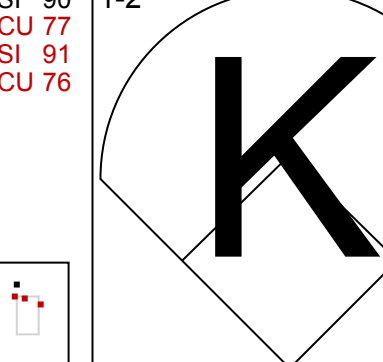

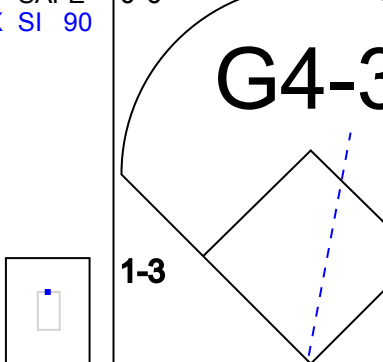
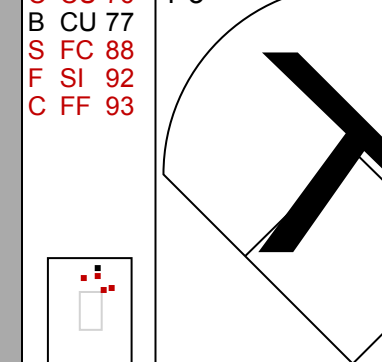


Batter	1	2	3	4	5	6	7	8	9	AB	R	H	RBI	BB	SO	LOB	TOP			
14 Austin Jackson, R OBP: 0.323, SLG: 0.393										5	0	0	0	0	2	4				
12 Andy Dirks, L OBP: 0.303, SLG: 0.421										3	0	0	0	1	1	0				
21 Delmon Young, R OBP: 0.304, SLG: 0.380										4	1	2	0	0	1	0				
24 Miguel Cabrera, R OBP: 0.372, SLG: 0.560										2	1	0	1	2	1	2				
41 Victor Martinez, S OBP: 0.372, SLG: 0.452										4	1	1	3	0	0	3				
13 Alex Avila, L OBP: 0.391, SLG: 0.516										3	0	0	0	1	2	1				
27 Jhonny Peralta, R OBP: 0.352, SLG: 0.488										3	0	0	0	1	1	2				
20 Wilson Betemit, S OBP: 0.340, SLG: 0.419										3	0	0	0	0	1	1				
15 Brandon Inge, R OBP: 0.264, SLG: 0.284										1	0	0	0	0	1	1				
39 Ramon Santiago, S OBP: 0.308, SLG: 0.379										3	1	2	0	0	0	0				
<b>Inning Stats</b>	R: 0 E: 0 K: 3 S: 9	H: 0 LOB: 0 BB: 0 P: 14	R: 0 E: 0 K: 2 S: 12	H: 0 LOB: 1 BB: 1 P: 22	R: 0 E: 0 K: 0 S: 7	H: 0 LOB: 0 BB: 0 P: 10	R: 3 E: 0 K: 1 S: 14	H: 2 LOB: 1 BB: 2 P: 32	R: 0 E: 0 K: 1 S: 6	H: 0 LOB: 0 BB: 0 P: 12	R: 0 E: 0 K: 1 S: 8	H: 0 LOB: 0 BB: 0 P: 14	R: 1 E: 0 K: 0 S: 17	H: 2 LOB: 2 BB: 1 P: 26	R: 0 E: 0 K: 2 S: 10	H: 1 LOB: 2 BB: 1 P: 17	1B: 3 2B: 1 3B: 0 HR: 1	SF: 0 SAC: 0 DP: 1 HBP: 1	WP: 0 PB: 0 SB: 0 CS: 0	PA: 37
<b>PITCHER</b>	IP	WLS	BF	H	R	ER	SO	BB	IBB	HBP	BLK	WP	HR	S	P	ERA	WHIP			
30 Ubaldo Jiménez, R ERA: 4.66	7.0	L	26	2	3	3	8	3	0	1	0	0	0	14	117	3.86	0.714			
36 Joe Smith, R ERA: 1.72	0.2		5	2	1	1	0	1	0	0	0	0	0	6	22	13.50	4.500			
49 Tony Sipp, L ERA: 2.51	0.2		3	0	0	0	0	1	0	0	0	0	0	12	0.00	1.500				
52 Vinnie Pestano, R ERA: 2.32	0.2		3	1	0	0	2	0	0	0	0	0	0	7	9	0.00	1.500			

Detroit Tigers @ Cleveland Indians  
Progressive Field, Cleveland, OH  
Mon Sep 05 2011, 1:06 PM - 3:40 PM EDT  
Att: 39,824 - Overcast - 67 F

AB 31  
R 4  
H 5  
RBI 4  
BB 5  
SO 10  
LOB 14



Batter	1	2	3	4	5	6	7	8	9	AB	R	H	RBI	BB	SO	LOB	BOTTOM					
24 Grady Sizemore, L OBP: 0.299, SLG: 0.458										4	0	0	1	0	2	2						
1 Kosuke Fukudome, L OBP: 0.359, SLG: 0.385										4	1	2	1	0	2	0						
13 Asdrúbal Cabrera, S OBP: 0.336, SLG: 0.464										4	0	0	0	0	2	3						
41 Carlos Santana, S OBP: 0.348, SLG: 0.440										3	0	0	0	1	2	0						
25 Jim Thome, L OBP: 0.339, SLG: 0.454										4	0	1	0	0	1	1						
47 Shelley Duncan, R OBP: 0.314, SLG: 0.435										4	0	0	0	0	2	2						
8 Lonnie Chisenhall, L OBP: 0.264, SLG: 0.366										4	0	0	0	0	0	1						
16 Jason Donald, R OBP: 0.341, SLG: 0.420										2	1	1	0	0	1	0						
6 Lou Marson, R OBP: 0.307, SLG: 0.303										3	0	0	0	0	1	2						
<b>Inning Stats</b>	R: 0 E: 0 K: 1 S: 6	H: 0 LOB: 0 BB: 0 P: 9	R: 0 E: 0 K: 2 S: 8	H: 0 LOB: 0 BB: 0 P: 13	R: 0 E: 1 K: 2 S: 15	H: 1 LOB: 3 BB: 0 P: 18	R: 0 E: 0 K: 1 S: 9	H: 1 LOB: 1 BB: 0 P: 12	R: 1 E: 1 K: 1 S: 8	H: 1 LOB: 0 BB: 0 P: 9	R: 0 E: 0 K: 1 S: 7	H: 0 LOB: 0 BB: 1 P: 14	R: 0 E: 0 K: 2 S: 8	H: 0 LOB: 0 BB: 0 P: 10	R: 1 E: 0 K: 3 S: 11	H: 1 LOB: 0 BB: 0 P: 16	R: 0 E: 0 K: 0 S: 7	H: 0 LOB: 0 BB: 0 P: 13	1B: 3 2B: 0 3B: 0 HR: 1	SF: 0 SAC: 0 DP: 0 HBP: 1	WP: 0 PB: 0 SB: 0 CS: 0	PA: 34
<b>PITCHER</b>	IP	WLS	BF	H	R	ER	SO	BB	IBB	HBP	BLK	WP	HR	S	P	ERA	WHIP					
58 Doug Fister, R ERA: 3.17	8.0	W	31	4	2	1	10	1	0	0	0	0	0	7	101	1.12	0.625					
46 Jose Valverde, R ERA: 2.54	1.0	S	3	0	0	0	0	0	0	0	0	0	0	7	13	0.00	0.000					

Detroit Tigers @ Cleveland Indians  
Progressive Field, Cleveland, OH  
Mon Sep 05 2011, 1:06 PM - 3:40 PM EDT  
Att: 39,824 - Overcast - 67 F

AB 32  
R 2  
H 4  
RBI 2  
BB 1  
SO 13  
LOB 11













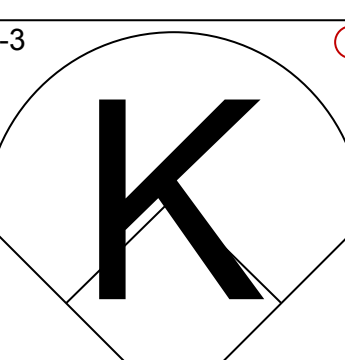
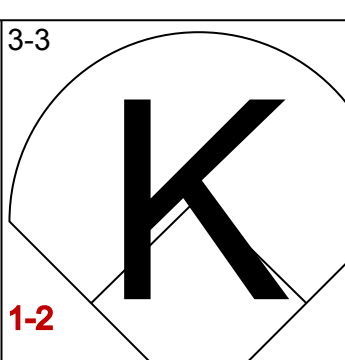
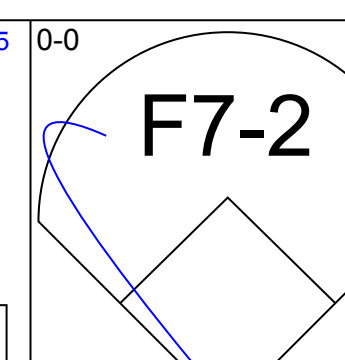
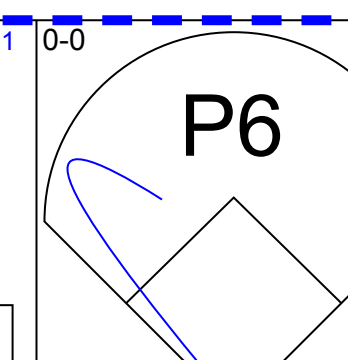
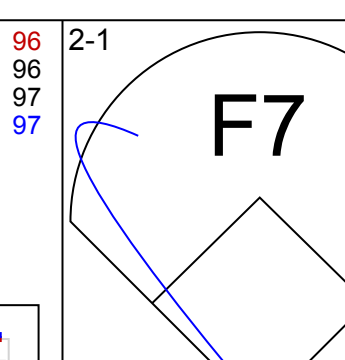
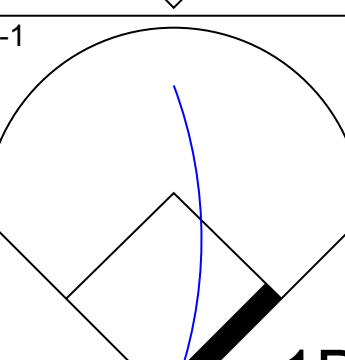
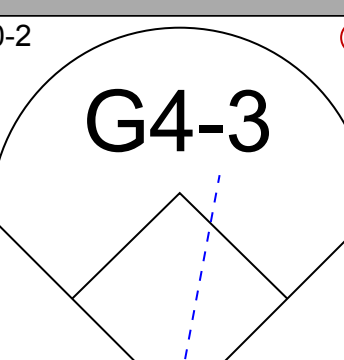
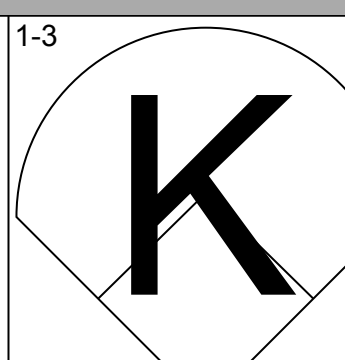
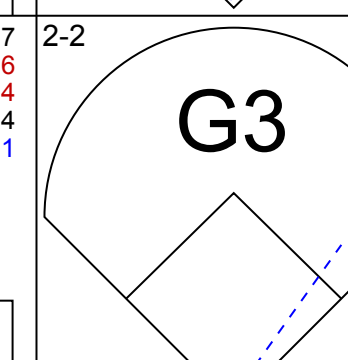
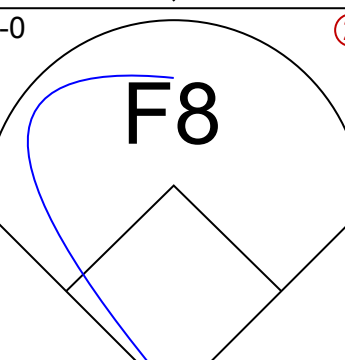
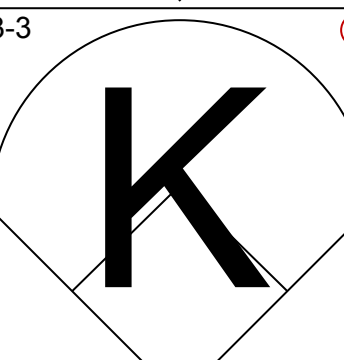
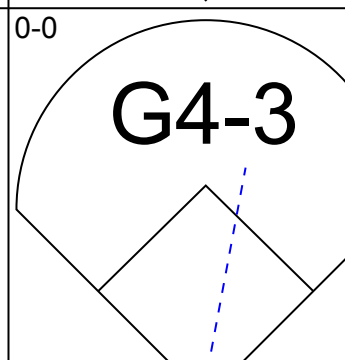
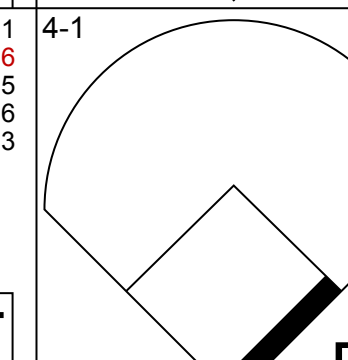
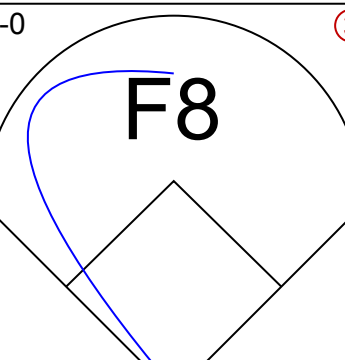
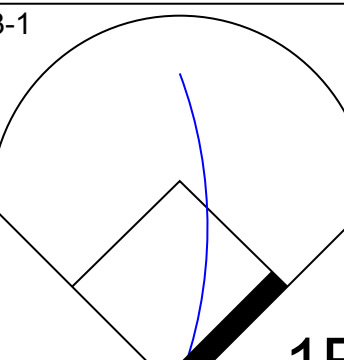
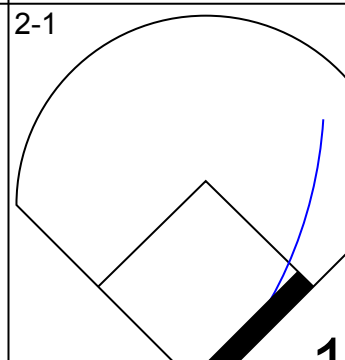
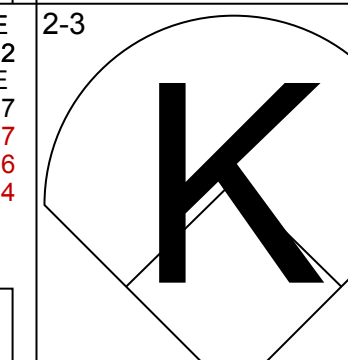
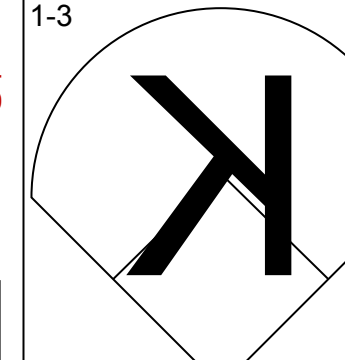
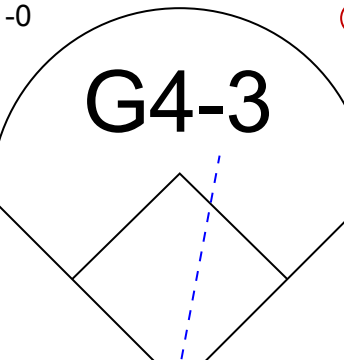
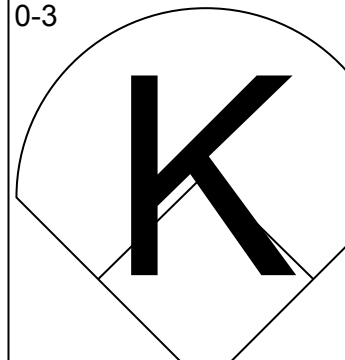
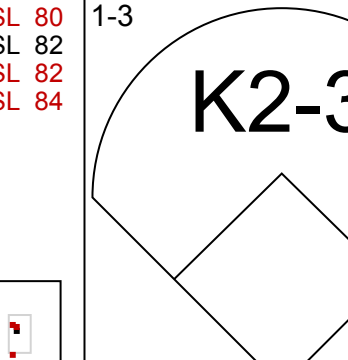
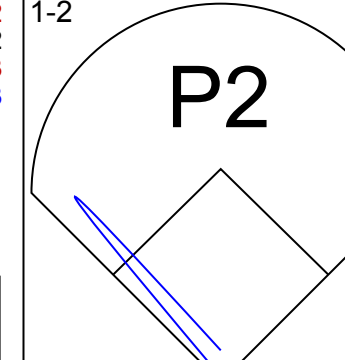
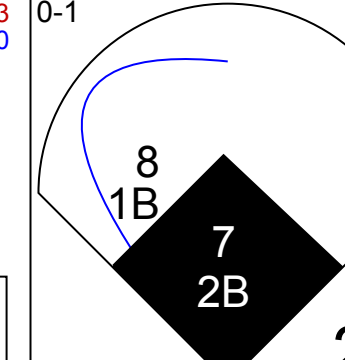
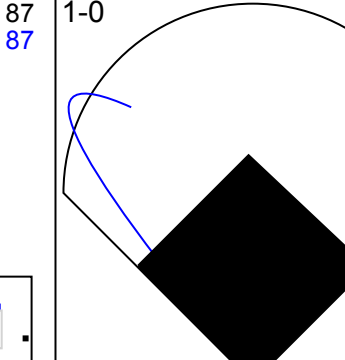
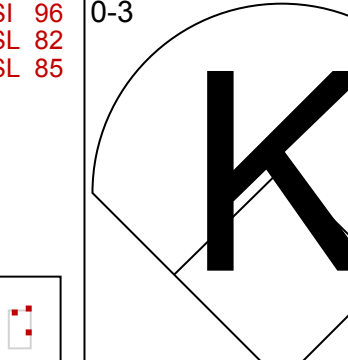
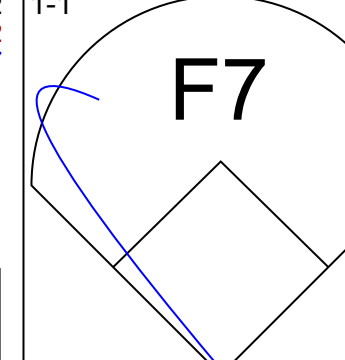
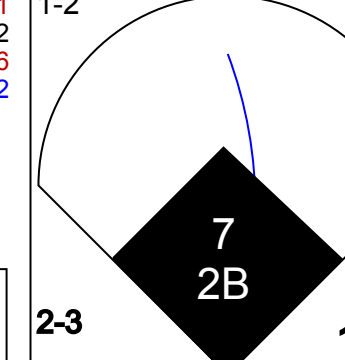
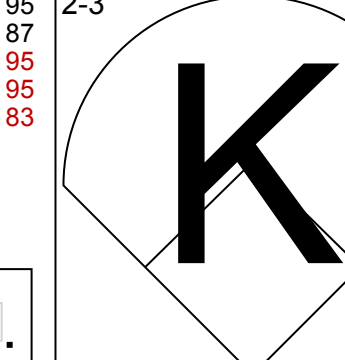
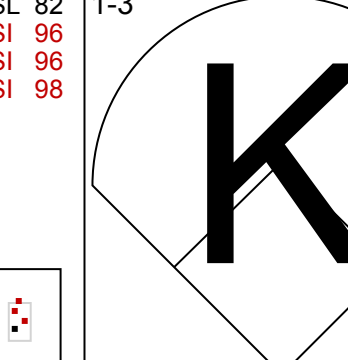
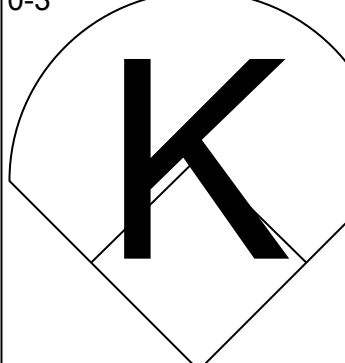
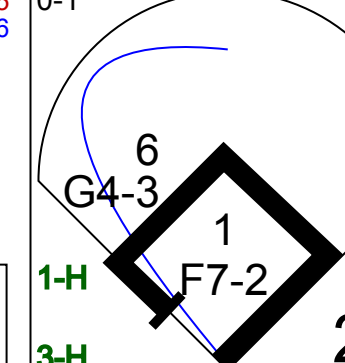
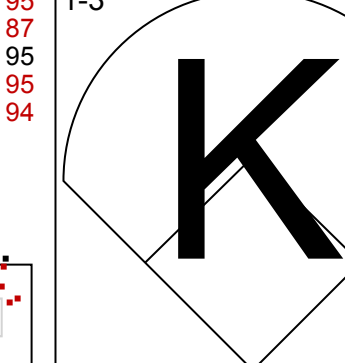
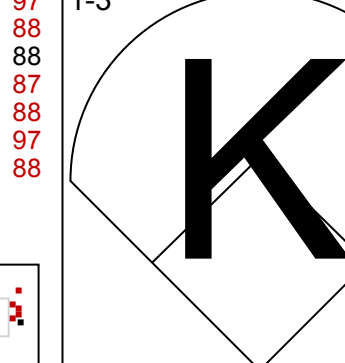
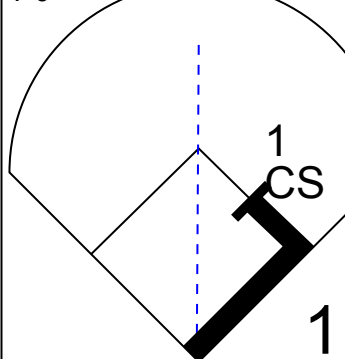
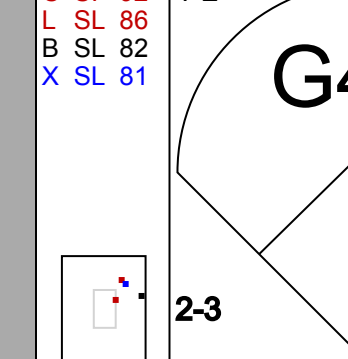
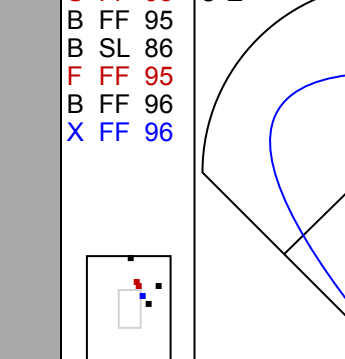
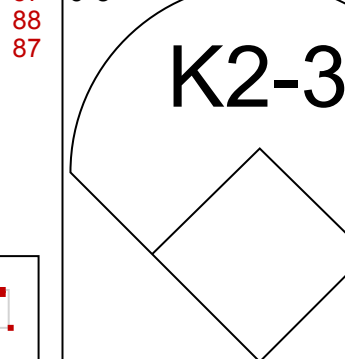
Batter	1	2	3	4	5	6	7	8	9	AB	R	H	RBI	BB	SO	LOB	TOP					
24 Grady Sizemore, L (1, 8) OBP: 0.291, SLG: 0.444										4	0	0	0	0	2	1	<b>Cleveland Indians @ Chicago White Sox</b> U.S. Cellular Field, Chicago, IL Thu Sep 08 2011, 8:10 PM - 11:28 PM EDT Att: 22,063 - Cloudy - 64 F					
1 Kosuke Fukudome, L (1, 9) OBP: 0.355, SLG: 0.386										4	0	1	0	0	0	1						
13 Adrúbal Cabrera, S (1, 6) OBP: 0.336, SLG: 0.452										3	1	2	0	1	0	1						
25 Jim Thome, L (1, 10) OBP: 0.343, SLG: 0.452										4	0	2	1	0	1	2						
41 Carlos Santana, S (1, 2) OBP: 0.346, SLG: 0.432										4	0	0	0	0	3	3						
22 Jason Kipnis, L (1, 4) OBP: 0.346, SLG: 0.581										3	0	1	0	0	1	1						
2 Luis Valbuena, L (8, 4) OBP: 0.171, SLG: 0.147										1	0	0	0	0	0	1						
47 Shelley Duncan, R (1, 3) OBP: 0.316, SLG: 0.469										3	0	0	0	0	1	1						
8 Lonnie Chisenhall, L (1, 5) OBP: 0.260, SLG: 0.377										3	0	1	0	0	1	1						
4 Trevor Crowe, S (1, 7) OBP: 0.260, SLG: 0.377										2	0	0	0	1	1	1						
<b>Inning Stats</b>	R: 1 H: 2 E: 0 K: 0 S: 12	H: 2 LOB: 1 BB: 0 P: 21	R: 0 H: 0 E: 0 K: 0 S: 8	H: 0 LOB: 0 BB: 0 P: 15	R: 0 H: 0 E: 0 K: 0 S: 13	H: 0 LOB: 1 BB: 1 P: 22	R: 0 H: 1 E: 0 K: 2 S: 9	H: 1 LOB: 1 BB: 1 P: 19	R: 0 H: 1 E: 0 K: 1 S: 10	H: 1 LOB: 0 BB: 0 P: 14	R: 0 H: 1 E: 0 K: 1 S: 14	H: 1 LOB: 1 BB: 0 P: 25	R: 0 H: 1 E: 0 K: 2 S: 12	H: 0 LOB: 0 BB: 0 P: 17	R: 0 H: 0 E: 0 K: 2 S: 15	H: 0 LOB: 1 BB: 0 P: 23	R: 0 H: 1 E: 0 K: 2 S: 10	H: 1 LOB: 1 BB: 0 P: 15	1B: 6 2B: 2 3B: 0 HR: 0	SF: 0 SAC: 0 DP: 2 HBP: 0	WP: 0 PB: 0 SB: 1 CS: 0	PA: 33
<b>PITCHER</b>	IP WLS BF H R ER SO BB IBB HBP BLK WP HR S P ERA WHIP																					
34 Gavin Floyd, R (1, 1) ERA: 4.35	5.2	21	5	1	1	4	2	0	0	0	0	0	0	0	0	64	112	1.59	1.235			
77 Will Ohman, L (6, 1) ERA: 4.27	0.1	1	0	0	0	0	0	0	0	0	0	0	0	0	2	4	0.00	0.000				
26 Jesse Crain, R (7, 1) ERA: 2.24	0.2	3	1	0	0	1	0	0	0	0	0	0	0	0	8	13	0.00	1.500				
37 Matt Thornton, L (7, 1) ERA: 2.98	1.1	W	4	0	0	0	3	0	0	0	0	0	0	0	19	27	0.00	0.000				
52 Josh Kinney, R (9, 1) ERA: 1.69	1.0	4	1	0	0	2	0	0	0	0	0	0	0	10	15	0.00	1.000					

Batter	1	2	3	4	5	6	7	8	9	AB	R	H	RBI	BB	SO	LOB	BOTTOM			
1 Juan Pierre, L (1, 7) OBP: 0.336, SLG: 0.335										4	1	2	0	0	0	1	<b>Cleveland Indians @ Chicago White Sox</b> U.S. Cellular Field, Chicago, IL Thu Sep 08 2011, 8:10 PM - 11:28 PM EDT Att: 22,063 - Cloudy - 64 F			
18 Brent Lillibridge, R (1, 3) OBP: 0.340, SLG: 0.505										3	1	0	0	0	2	1				
30 Alejandro De Aza, L (8, 9) OBP: 0.340, SLG: 0.541										0	0	0	0	0	0	0				
14 Paul Konerko, R (1, 10) OBP: 0.400, SLG: 0.541										4	1	1	4	0	1	0				
24 Dayan Viciedo, R (1, 9) OBP: 0.413, SLG: 0.452										4	0	1	0	0	0	0				
10 Alexei Ramirez, R (1, 6) OBP: 0.326, SLG: 0.404										2	1	0	0	2	0	1				
51 Alex Rios, R (1, 8) OBP: 0.257, SLG: 0.327										4	1	1	0	0	0	1				
17 Tyler Flowers, R (1, 2) OBP: 0.319, SLG: 0.410										3	0	0	0	0	2	2				
22 Brent Morel, R (1, 5) OBP: 0.283, SLG: 0.348										4	2	2	4	0	1	1				
15 Gordon Beckham, R (1, 4) OBP: 0.290, SLG: 0.323										3	1	1	0	1	1	1				
<b>Inning Stats</b>	R: 0 H: 0 E: 0 K: 0 S: 8	H: 0 LOB: 0 BB: 0 P: 12	R: 0 H: 1 E: 0 K: 0 S: 9	H: 1 LOB: 0 BB: 0 P: 11	R: 1 H: 2 E: 0 K: 2 S: 15	H: 2 LOB: 1 BB: 0 P: 22	R: 0 H: 0 E: 0 K: 1 S: 7	H: 0 LOB: 1 BB: 1 P: 16	R: 0 H: 1 E: 0 K: 0 S: 9	H: 1 LOB: 1 BB: 0 P: 14	R: 0 H: 0 E: 0 K: 1 S: 8	H: 0 LOB: 0 BB: 0 P: 15	R: 7 H: 4 E: 0 K: 1 S: 17	H: 4 LOB: 2 BB: 2 P: 32	R: 0 H: 0 E: 0 K: 2 S: 11	H: 0 LOB: 1 BB: 0 P: 17	1B: 5 2B: 0 3B: 0 HR: 3	SF: 0 SAC: 0 DP: 1 HBP: 2	WP: 0 PB: 0 SB: 0 CS: 0	PA: 36
<b>PITCHER</b>	IP WLS BF H R ER SO BB IBB HBP BLK WP HR S P ERA WHIP																			
31 David Huff, L (1, 1) ERA: 3.05	6.1	25	5	3	3	5	2	0	0	0	0	0	0	0	1	102	4.26	1.105		
56 Frank Herrmann, R (7, 1) ERA: 5.62	0.0	3	2	1	1	0	1	0	0	0	0	0	0	1	6	11	∞	∞		
45 Josh Judy, R (7, 1) ERA: 5.19	1.2	8	1	4	4	2	0	0	2	0	0	0	0	1	17	26	21.60	0.600		



Batter	1	2	3	4	5	6	7	8	9	AB	R	H	RBI	BB	SO	LOB	TOP											
1 Kosuke Fukudome, L (1, 9) OBP: 0.355, SLG: 0.386	F8					F9		K		5	0	2	2	0	1	1	<b>Cleveland Indians @ Chicago White Sox</b> U.S. Cellular Field, Chicago, IL Fri Sep 09 2011, 8:11 PM - 11:09 PM EDT Att: 26,711 - Overcast - 64 F											
16 Jason Donald, R (1, 4) OBP: 0.330, SLG: 0.400			P3		F8	G5-3		K		5	0	1	0	0	1	3												
13 Adrúbal Cabrera, S (1, 6) OBP: 0.333, SLG: 0.458	K		L6			F8		K		5	0	0	0	0	2	2												
41 Carlos Santana, S (1, 3) OBP: 0.346, SLG: 0.429	F8		G6-3					K		3	1	0	0	2	1	2												
47 Shelley Duncan, R (1, 10) OBP: 0.319, SLG: 0.473					F8					5	1	2	0	0	0	2												
8 Lonnie Chisenhall, L (1, 5) OBP: 0.268, SLG: 0.420					G5-3					4	2	2	4	0	1	1												
6 Lou Marson, R (1, 2) OBP: 0.306, SLG: 0.303										4	1	2	0	0	1	0												
4 Trevor Crowe, S (1, 7)										2	2	0	0	2	2	1												
12 Ezequiel Carrera, L (1, 8) OBP: 0.306, SLG: 0.301										4	1	2	2	0	1	0												
<b>Inning Stats</b>	R: 0 H: 1 E: 0 K: 1 S: 13	H: 1 LOB: 1 BB: 0 P: 20	R: 2 H: 2 E: 0 K: 2 S: 11	H: 2 LOB: 0 BB: 0 P: 16	R: 0 H: 1 E: 0 K: 0 S: 7	H: 1 LOB: 1 BB: 0 P: 9	R: 0 H: 0 E: 0 K: 1 S: 10	H: 0 LOB: 0 BB: 0 P: 16	R: 0 H: 0 E: 0 K: 0 S: 6	H: 0 LOB: 0 BB: 0 P: 12	R: 5 H: 4 E: 0 K: 0 S: 26	H: 4 LOB: 1 BB: 2 P: 43	R: 0 H: 1 E: 0 K: 3 S: 13	H: 1 LOB: 1 BB: 0 P: 17	R: 1 H: 1 E: 0 K: 3 S: 18	H: 1 LOB: 0 BB: 1 P: 33		R: 0 H: 0 E: 0 K: 0 S: 4	H: 0 LOB: 0 BB: 1 P: 8	1B: 7 2B: 2 3B: 0 HR: 2	SF: 0 SAC: 0 DP: 1 HBP: 0	WP: 0 PB: 0 SB: 2 CS: 0	PA: 41					
<b>PITCHER</b>	IP	WLS	BF	H	R	ER	SO	BB	IBB	HBP	BLK	WP	HR	S	P	ERA	WHIP											
56 Mark Buehrle, L (1, 1) ERA: 3.58	5.2	L	27	8	7	7	4	2	0	0	0	0	2	68	107	11.12	1.765											
77 Will Ohman, L (6, 1) ERA: 4.24	0.1		2	1	0	0	0	0	0	0	0	0	0	5	9	0.00	3.000											
43 Addison Reed, R (7, 1) ERA: 3.38	1.0		4	1	0	0	3	0	0	0	0	0	0	13	17	0.00	1.000											
66 Shane Lindsay, R (8, 1) ERA: 24.0	1.0		5	1	1	1	3	1	0	0	0	0	0	18	33	9.00	2.000											
52 Josh Kinney, R (9, 1) ERA: 1.54	1.0		3	0	0	0	0	1	0	0	0	0	0	4	8	0.00	1.000											
<b>Batter</b>	<b>1</b>	<b>2</b>	<b>3</b>	<b>4</b>	<b>5</b>	<b>6</b>	<b>7</b>	<b>8</b>	<b>9</b>	<b>AB</b>	<b>R</b>	<b>H</b>	<b>RBI</b>	<b>BB</b>	<b>SO</b>	<b>LOB</b>	<b>BOTTOM</b>											
1 Juan Pierre, L (1, 7) OBP: 0.336, SLG: 0.336	G4-3					L8				4	1	1	1	0	0	1	<b>Cleveland Indians @ Chicago White Sox</b> U.S. Cellular Field, Chicago, IL Fri Sep 09 2011, 8:11 PM - 11:09 PM EDT Att: 26,711 - Overcast - 64 F											
10 Alexei Ramirez, R (1, 6) OBP: 0.326, SLG: 0.403										4	0	1	1	0	0	1												
14 Paul Konerko, R (1, 3) OBP: 0.398, SLG: 0.538										3	0	0	1	0	1	1												
12 A.J. Pierzynski, L (1, 10) OBP: 0.325, SLG: 0.402										4	0	1	0	0	0	0												
24 Dayan Viciedo, R (1, 9) OBP: 0.420, SLG: 0.444										3	1	1	0	1	1	1												
30 Alejandro De Aza, L (1, 8) OBP: 0.338, SLG: 0.529										4	0	1	0	0	0	2												
17 Tyler Flowers, R (1, 2) OBP: 0.316, SLG: 0.395										3	0	0	0	0	1	3												
22 Brent Morel, R (1, 5) OBP: 0.283, SLG: 0.346										3	0	0	0	1	1	2												
15 Gordon Beckham, R (1, 4) OBP: 0.291, SLG: 0.327										4	2	2	0	0	1	2												
<b>Inning Stats</b>	R: 0 H: 1 E: 0 K: 1 S: 7	H: 1 LOB: 2 BB: 0 P: 11	R: 0 H: 1 E: 1 K: 1 S: 15	H: 1 LOB: 2 BB: 0 P: 19	R: 2 H: 2 E: 0 K: 0 S: 11	H: 2 LOB: 0 BB: 0 P: 16	R: 0 H: 1 E: 0 K: 1 S: 8	H: 1 LOB: 0 BB: 0 P: 14	R: 0 H: 0 E: 0 K: 0 S: 6	H: 0 LOB: 0 BB: 0 P: 12	R: 0 H: 1 E: 0 K: 0 S: 11	H: 1 LOB: 1 BB: 0 P: 19	R: 0 H: 0 E: 0 K: 1 S: 7	H: 0 LOB: 0 BB: 0 P: 8	R: 1 H: 1 E: 0 K: 0 S: 8	H: 1 LOB: 0 BB: 0 P: 13		R: 0 H: 0 E: 0 K: 1 S: 23	H: 0 LOB: 2 BB: 2 P: 39	1B: 4 2B: 3 3B: 0 HR: 0	SF: 1 SAC: 0 DP: 0 HBP: 1	WP: 1 PB: 1 SB: 0 CS: 2	PA: 37					
<b>PITCHER</b>	IP	WLS	BF	H	R	ER	SO	BB	IBB	HBP	BLK	WP	HR	S	P	ERA	WHIP											
58 Jeanmar Gómez, R (1, 1) ERA: 3.95	6.0	W	23	6	2	2	3	0	0	0	0	0	1	0	58	91	3.00	1.000										
36 Joe Smith, R (7, 1) ERA: 1.96	2.0		7	1	1	1	1	0	0	0	0	0	0	15	21	4.50	0.500											
50 Nick Hagadone, L (9, 1) ERA: 5.79	1.0		6	0	1	0	1	2	0	1	0	0	0	23	39	0.00	2.000											

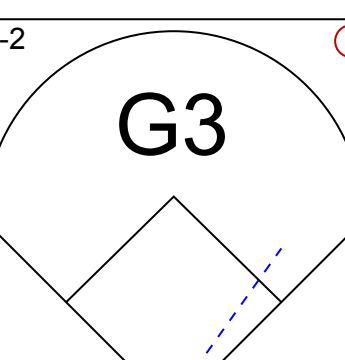
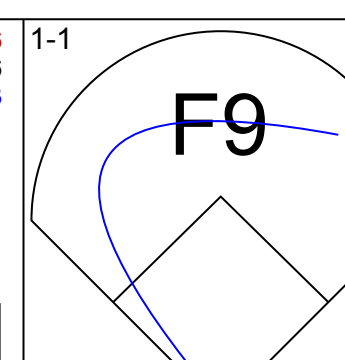
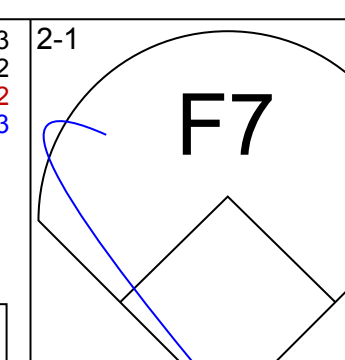
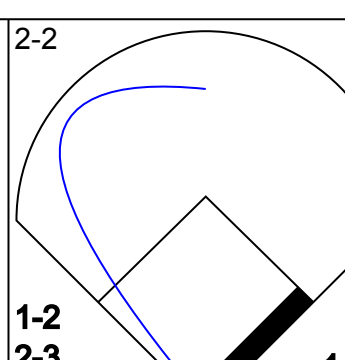
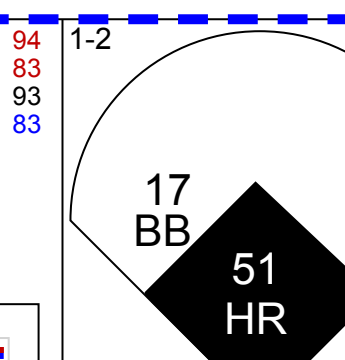
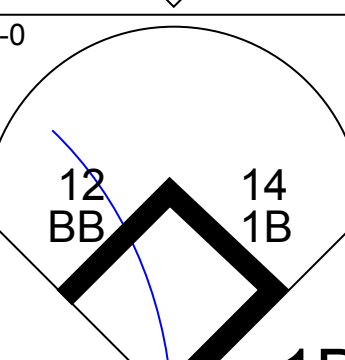
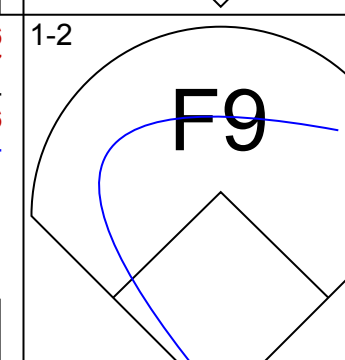

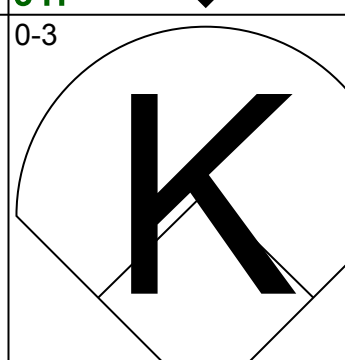
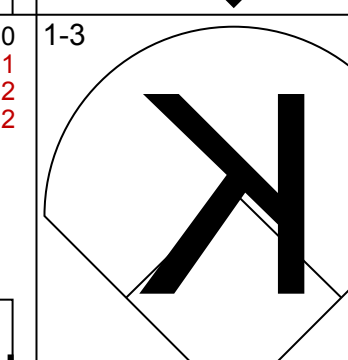
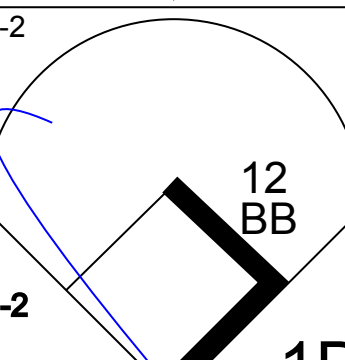
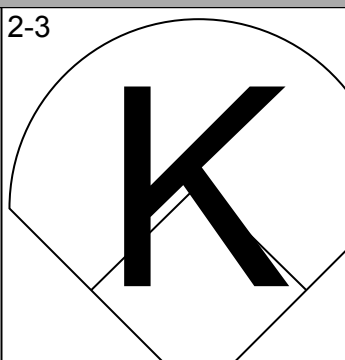
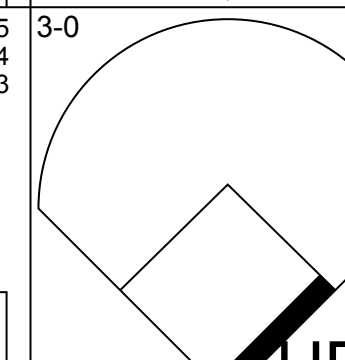
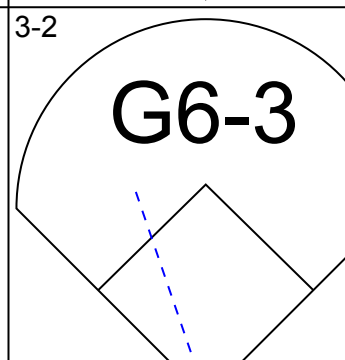
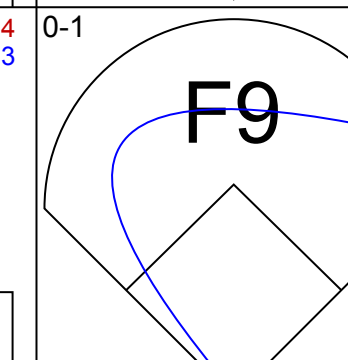
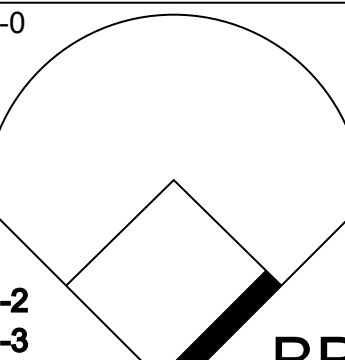
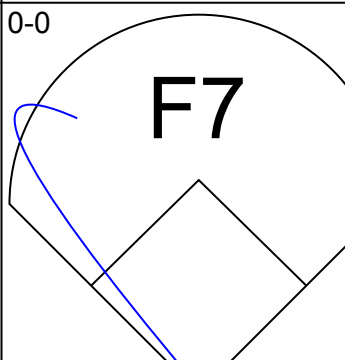
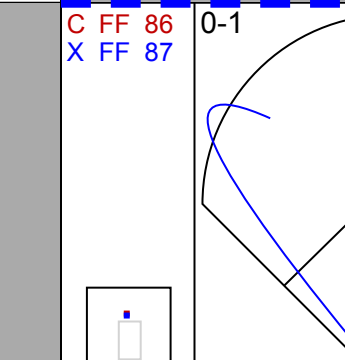
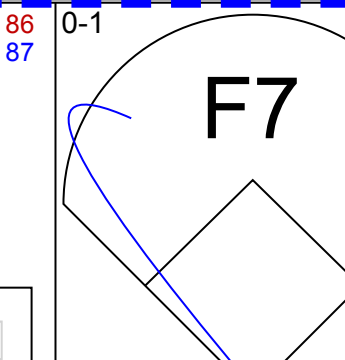
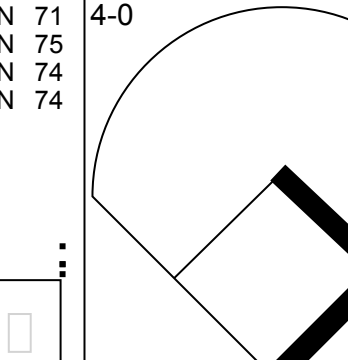
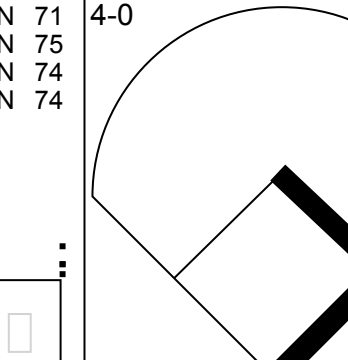
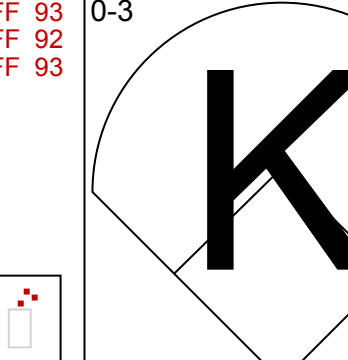
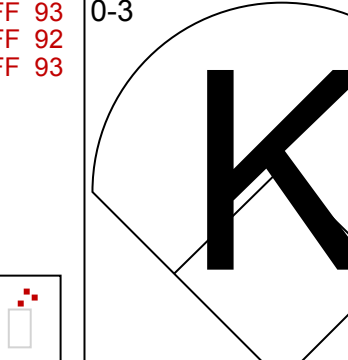


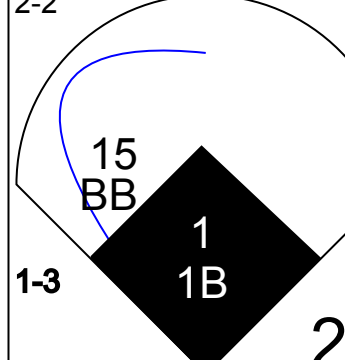
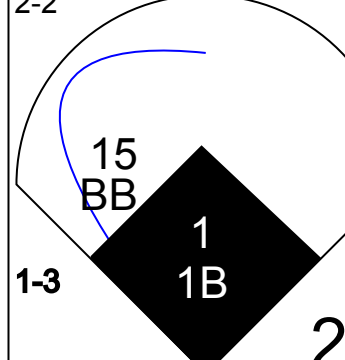
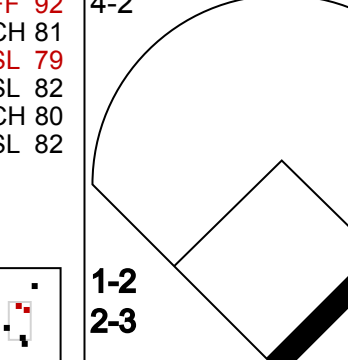

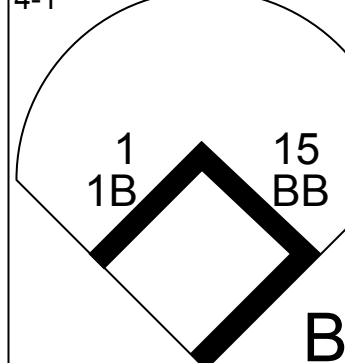
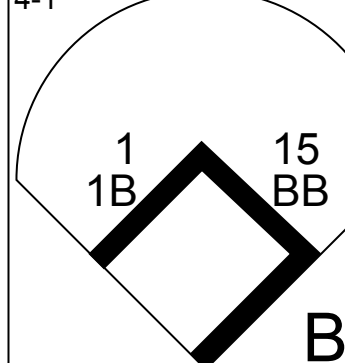

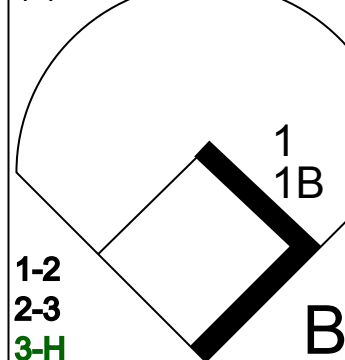
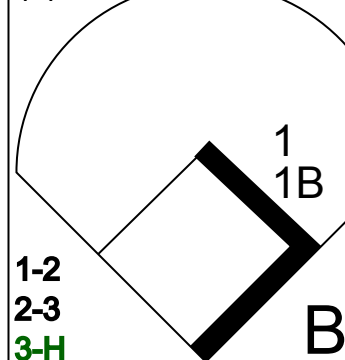
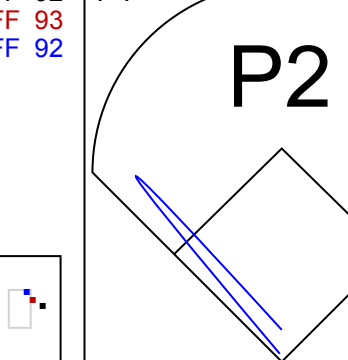
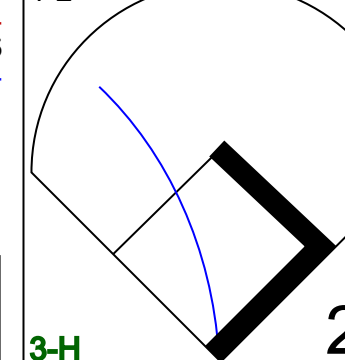
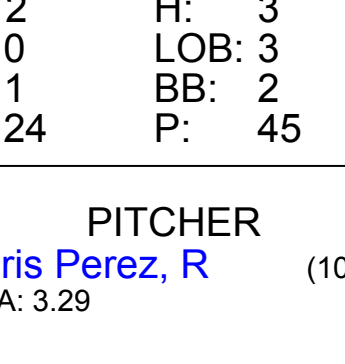
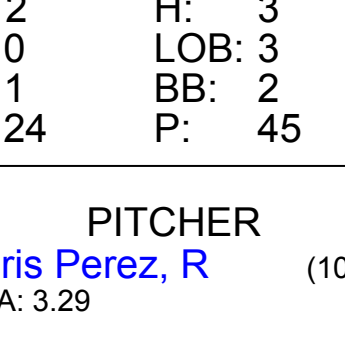
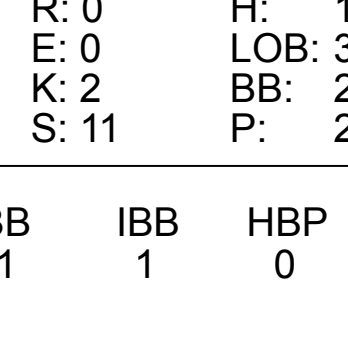
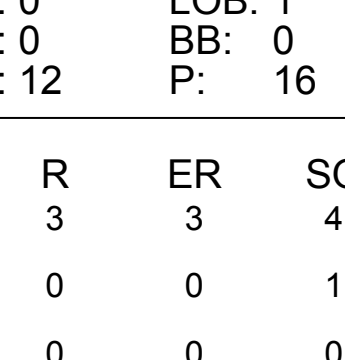
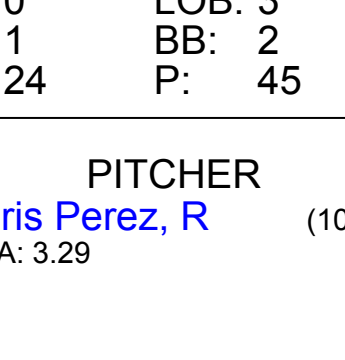
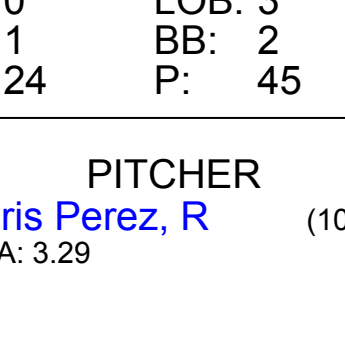
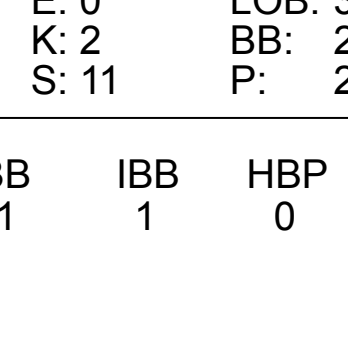





Batter	1	2	3	4	5	6	7	8	9	10	AB	R	H	RBI	BB	SO	LOB	TOP								
1 Kosuke Fukudome, L (1.9) OBP: 0.352, SLG: 0.382											5	0	0	0	0	2	2									
22 Jason Kipnis, L (1.4) OBP: 0.341, SLG: 0.564											4	0	1	0	0	1	0									
13 Adrubal Cabrera, S (1.6) OBP: 0.332, SLG: 0.455											3	0	0	0	1	1	1									
25 Jim Thome, L (1.10) OBP: 0.345, SLG: 0.452											4	0	2	0	0	1	2									
24 Grady Sizemore, L (1.8)											4	0	0	0	0	3	2									
47 Shelley Duncan, R (1.7) OBP: 0.323, SLG: 0.497											4	2	2	1	0	1	0									
8 Lonnie Chisenhall, L (1.5) OBP: 0.265, SLG: 0.416											4	1	1	0	0	2	0									
7 Matt LaPorta, R (1.3) OBP: 0.289, SLG: 0.406											4	0	1	2	0	3	0									
6 Lou Marson, R (1.2) OBP: 0.305, SLG: 0.392											4	0	1	0	0	1	1									
<b>Inning Stats</b>	R: 0 E: 0 K: 1 S: 8	H: 1 LOB: 1 BB: 0 P: 9	R: 0 E: 0 K: 1 S: 8	H: 0 LOB: 0 BB: 0 P: 11	R: 0 E: 0 K: 2 S: 8	H: 1 LOB: 1 BB: 0 P: 12	R: 0 E: 0 K: 1 S: 9	H: 1 LOB: 1 BB: 0 P: 16	R: 2 E: 0 K: 0 S: 11	H: 3 LOB: 0 BB: 0 P: 13	R: 0 E: 0 K: 2 S: 9	H: 1 LOB: 1 BB: 0 P: 12	R: 1 E: 0 K: 2 S: 11	H: 1 LOB: 0 BB: 0 P: 18	R: 0 E: 0 K: 1 S: 8	H: 0 LOB: 1 BB: 1 P: 16	R: 0 E: 0 K: 3 S: 9	H: 0 LOB: 0 BB: 0 P: 11	R: 0 E: 0 K: 2 S: 11	H: 0 LOB: 0 BB: 0 P: 14	1B: 5 2B: 4 3B: 0 HR: 1	SF: 0 SAC: 0 DP: 2 HBP: 0	WP: 0 PB: 0 SB: 0 CS: 1	PA: 37		
<b>PITCHER</b>	IP 6.0	WLS 23	BF 7	H 2	R 2	ER 2	SO 7	BB 0	IBB 0	HBP 0	BLK 0	WP 0	HR 0	S 53	P 73	ERA 3.00	WHIP 1.167									
41 Philip Humber, R (1.1) ERA: 3.43																										
26 Jesse Crain, R (7.1) ERA: 2.35																										
49 Chris Sale, L (8.1) ERA: 2.53																										
46 Sergio Santos, R (10.1) ERA: 3.12																										

Cleveland Indians @ Chicago White Sox  
U.S. Cellular Field, Chicago, IL  
Sat Sep 10 2011, 4:11 PM - 7:37 PM EDT  
Att. 26,719 - Partly Cloudy - 75 F

AB 36  
R 3  
H 8  
RBI 3  
BB 1  
SO 15  
LOB 8



Batter	1	2	3	4	5	6	7	8	9	10	AB	R	H	RBI	BB	SO	LOB	BOTTOM								
1 Juan Pierre, L (1.7) OBP: 0.337, SLG: 0.338											5	1	2	1	1	0	1									
10 Alexei Ramirez, R (1.6) OBP: 0.324, SLG: 0.401											6	0	1	0	0	2	8									
14 Paul Konerko, R (1.3) OBP: 0.399, SLG: 0.535											4	1	1	0	1	1	6									
12 A.J. Pierzynski, L (1.2) OBP: 0.326, SLG: 0.403											4	0	1	0	1	0	1									
38 Eduardo Escobar, Sr (PR) (9.1) OBP: 0.333, SLG: 0.333											0	0	0	0	0	0	0									
17 Tyler Flowers, R (10.2) OBP: 0.323, SLG: 0.395											0	1	0	0	1	0	0									
51 Alex Rios, R (1.8) OBP: 0.295, SLG: 0.332											5	1	1	4	1	1	3									
44 Adam Dunn, L (1.10) OBP: 0.292, SLG: 0.285											4	1	1	0	1	2	5									
30 Alejandro De Aza, L (1.9) ERA: 5.84											3	2	2	0	1	1	1									
24 Dayan Viciedo, R (10.9) OBP: 0.431, SLG: 0.444											0	0	0	0	1	0	0									
22 Brent Morel, R (1.5) OBP: 0.283, SLG: 0.344											2	0	0	0	1	1	4									
15 Gordon Beckham, R (1.4) OBP: 0.295, SLG: 0.330											3	0	1	2	2	0	4									
<b>Inning Stats</b>	R: 0 E: 0 K: 2 S: 16	H: 2 LOB: 3 BB: 1 P: 27	R: 1 E: 0 K: 0 S: 12	H: 2 LOB: 0 BB: 0 P: 16	R: 0 E: 0 K: 1 S: 6	H: 0 LOB: 0 BB: 0 P: 8	R: 0 E: 0 K: 1 S: 11	H: 0 LOB: 1 BB: 1 P: 18	R: 0 E: 0 K: 0 S: 6	H: 0 LOB: 1 BB: 0 P: 14	R: 2 E: 0 K: 1 S: 24	H: 3 LOB: 3 BB: 2 P: 45	R: 0 E: 0 K: 0 S: 7	H: 0 LOB: 0 BB: 0 P: 7	R: 0 E: 0 K: 1 S: 7	H: 0 LOB: 3 BB: 3 P: 21	R: 0 E: 0 K: 2 S: 11	H: 1 LOB: 3 BB: 2 P: 21	R: 4 E: 0 K: 0 S: 8	H: 2 LOB: 0 BB: 2 P: 19	1B: 4 2B: 5 3B: 0 HR: 1	SF: 0 SAC: 2 DP: 0 HBP: 1	WP: 0 PB: 0 SB: 0 CS: 0	PA: 50		
<b>PITCHER</b>	IP 5.1	WLS 25	BF 6	H 3	R 3	ER 3	SO 4	BB 2	IBB 0	HBP 1	BLK 0	WP 0	HR 0	S 63	P 103	ERA 5.06	WHIP 1.500									
55 Roberto Hernandez, R (1.1) ERA: 5.16																										
37 Chad Durbin, R (8.1) ERA: 4.94																										
53 Rafael Perez, L (7.1) ERA: 2.73																										
52 Vinnie Pestano, R (8.1) ERA: 2.4																										
49 Tony Sippo, L (8.1) ERA: 2.26																										
<b>PITCHER</b>	IP 10.1	WLS 5	BF 2	H 4	R 4	ER 4	SO 0	BB 1	IBB 1	HBP 0	BLK 0	WP 0	HR 1	S 8	P 19	ERA 108.00	WHIP 9.000									
54 Chris Perez, R (10.1) ERA: 3.29																										

Cleveland Indians @ Chicago White Sox  
U.S. Cellular Field, Chicago, IL  
Sat Sep 10 2011, 4:11 PM - 7:37 PM EDT  
Att. 26,719 - Partly Cloudy - 75 F

AB 36  
R 7  
H 10  
RBI 7  
BB 11  
SO 8  
LOB 33





Batter	1	2	3	4	5	6	7	8	9	AB	R	H	RBI	BB	SO	LOB	TOP					
1 Kosuke Fukudome, L (1, 9) OBP: 0.352, SLG: 0.379										3	0	0	0	2	0	4						
16 Jason Donald, R (1, 6) OBP: 0.333, SLG: 0.400										5	0	2	1	0	0	2						
41 Carlos Santana, S (1, 3) OBP: 0.345, SLG: 0.429										5	0	1	2	0	2	0						
48 Travis Hafner, L (1, 10) OBP: 0.364, SLG: 0.446										4	0	1	0	1	1	2						
47 Shelley Duncan, R (1, 7) OBP: 0.321, SLG: 0.491										4	0	1	0	0	1	1						
12 Ezequiel Carrera, L (7, 8) OBP: 0.304, SLG: 0.299										1	0	0	0	0	1	0						
8 Lonnie Chisenhall, L (1, 5) OBP: 0.269, SLG: 0.415										5	2	2	0	0	0	2						
2 Luis Valbuena, L (1, 4) OBP: 0.225, SLG: 0.282										5	2	3	1	0	0	1						
4 Trevor Crowe, S (1, 8) OBP: 0.429, SLG: 0.273										4	2	3	1	0	0	1						
6 Lou Marson, R (1, 2) OBP: 0.308, SLG: 0.307										3	1	1	2	1	1	2						
<b>Inning Stats</b>	R: 0 E: 0 K: 0 S: 9	H: 0 LOB: 0 BB: 0 P: 17	R: 3 E: 0 K: 2 S: 19	H: 4 LOB: 1 BB: 0 P: 26	R: 0 E: 0 K: 0 S: 9	H: 1 LOB: 2 BB: 1 P: 21	R: 0 E: 0 K: 1 S: 11	H: 1 LOB: 2 BB: 1 P: 21	R: 0 E: 0 K: 1 S: 6	H: 1 LOB: 0 BB: 0 P: 8	R: 1 E: 0 K: 0 S: 9	H: 3 LOB: 2 BB: 1 P: 18	R: 0 E: 0 K: 1 S: 9	H: 0 LOB: 0 BB: 0 P: 15	R: 3 E: 0 K: 0 S: 17	H: 4 LOB: 2 BB: 1 P: 27	R: 0 E: 0 K: 1 S: 5	H: 0 LOB: 0 BB: 0 P: 8	1B: 11 HR: 1	SF: 0 2B: 2 3B: 0	WP: 0 PB: 0 SB: 1 CS: 0	PA: 43
<b>PITCHER</b>	IP WLS BF H R ER SO BB IBB HBP BLK WP HR S P ERA WHIP																					
48 Zach Stewart, R (1, 1) ERA: 4.63	5.0 L 23 7 3 3 4 1 1 0 0 0 0 0 54 93 5.40 1.600																					
77 Will Ohman, L (6, 1) ERA: 4.4	0.1 3 2 1 1 0 0 0 0 0 0 0 1 6 9 27.00 6.000																					
58 Jason Frasor, R (6, 1) ERA: 3.4	1.2 6 1 0 0 1 0 1 0 0 0 0 0 12 24 0.00 0.600																					
37 Matt Thornton, L (8, 1) ERA: 3.44	1.0 8 4 3 3 0 1 0 0 0 0 0 0 17 27 27.00 5.000																					
43 Addison Reed, R (9, 1) ERA: 2.45	1.0 3 0 0 0 1 0 0 0 0 0 0 0 5 8 0.00 0.000																					

Cleveland Indians @ Chicago White Sox  
U.S. Cellular Field, Chicago, IL  
Sun Sep 11 2011, 2:13 PM - 5:13 PM EDT  
Att. 22,319 - Sunny - 85 F

AB 39  
R 7  
H 14  
RBI 7  
BB 4  
SO 6  
LOB 15



Batter	1	2	3	4	5	6	7	8	9	AB	R	H	RBI	BB	SO	LOB	BOTTOM					
1 Juan Pierre, L (1, 10) OBP: 0.338, SLG: 0.339										5	0	2	1	0	0	0						
10 Alexei Ramirez, R (1, 6) OBP: 0.325, SLG: 0.401										5	0	2	1	0	0	1						
14 Paul Konerko, R (1, 3) OBP: 0.395, SLG: 0.530										5	0	0	0	0	1	4						
12 A.J. Pierzynski, L (1, 2) OBP: 0.323, SLG: 0.399										4	0	0	0	0	1	0						
24 Dayan Viciedo, R (1, 9) OBP: 0.436, SLG: 0.438										3	0	1	0	1	0	0						
51 Alex Rios, R (1, 8) OBP: 0.258, SLG: 0.330										3	0	0	0	1	0	1						
30 Alejandro De Aza, L (1, 7) OBP: 0.365, SLG: 0.565										3	2	2	0	1	0	2						
22 Brent Morel, R (1, 5) OBP: 0.286, SLG: 0.342										2	0	0	0	2	0	3						
15 Gordon Beckham, R (1, 4) OBP: 0.292, SLG: 0.327										4	1	0	1	0	0	5						
<b>Inning Stats</b>	R: 0 E: 0 K: 0 S: 6	H: 0 LOB: 0 BB: 0 P: 7	R: 0 E: 0 K: 1 S: 8	H: 0 LOB: 0 BB: 0 P: 9	R: 2 E: 0 K: 0 S: 16	H: 2 LOB: 1 BB: 1 P: 29	R: 0 E: 0 K: 0 S: 11	H: 0 LOB: 3 BB: 3 P: 26	R: 0 E: 0 K: 1 S: 8	H: 0 LOB: 0 BB: 0 P: 12	R: 0 E: 0 K: 0 S: 11	H: 1 LOB: 2 BB: 1 P: 22	R: 0 E: 0 K: 0 S: 8	H: 1 LOB: 1 BB: 0 P: 12	R: 0 E: 0 K: 0 S: 7	H: 0 LOB: 0 BB: 0 P: 11	R: 1 E: 0 K: 0 S: 16	H: 3 LOB: 2 BB: 0 P: 27	1B: 6 HR: 0	SF: 0 2B: 1 3B: 0	WP: 0 PB: 0 SB: 2 CS: 0	PA: 39
<b>PITCHER</b>	IP WLS BF H R ER SO BB IBB HBP BLK WP HR S P ERA WHIP																					
30 Ubaldo Jimenez, R (1, 1) ERA: 4.61	6.0 W 26 3 2 2 2 5 0 0 0 0 0 0 60 105 3.00 1.333																					
36 Joe Smith, R (7, 1) ERA: 1.53	1.0 H 4 1 0 0 0 0 0 0 0 0 0 0 8 12 0.00 1.000																					
45 Josh Judy, R (8, 1) ERA: 4.66	1.0 3 0 0 0 0 0 0 0 0 0 0 0 7 11 0.00 0.000																					
37 Chad Durbin, R (9, 1) ERA: 4.91	1.0 6 3 1 1 0 0 0 0 0 0 0 0 16 27 9.00 3.000																					

Cleveland Indians @ Chicago White Sox  
U.S. Cellular Field, Chicago, IL  
Sun Sep 11 2011, 2:13 PM - 5:13 PM EDT  
Att. 22,319 - Sunny - 85 F

AB 34  
R 3  
H 7  
RBI 3  
BB 5  
SO 2  
LOB 16





Batter	1	2	3	4	5	6	7	8	9	AB	R	H	RBI	BB	SO	LOB	TOP										
1 Kosuke Fukudome, L (1,9) OBP: 0.355, SLG: 0.380										4	1	2	0	0	0	0											
22 Jason Kipnis, L (1,4) OBP: 0.344, SLG: 0.561										4	0	1	1	1	0	2											
13 Asdrubal Cabrera, S (1,6) OBP: 0.330, SLG: 0.452										4	0	0	0	0	1	4											
48 Travis Hafner, L (1,10) OBP: 0.360, SLG: 0.439										4	0	0	0	0	3	1											
41 Carlos Santana, S (1,2) OBP: 0.348, SLG: 0.446										4	3	3	2	0	0	0											
24 Grady Sizemore, L (1,8) OBP: 0.286, SLG: 0.434 4 Trevor Crowe, S (8,8) OBP: 0.429, SLG: 0.273										4	0	1	0	0	0	1											
47 Shelley Duncan, R (1,7) OBP: 0.314, SLG: 0.480										4	0	0	0	0	2	1	AB 36										
8 Lonnie Chisenhall, L (1,5) OBP: 0.269, SLG: 0.417										4	0	1	0	0	0	1	R 4										
7 Matt LaPorta, R (1,3) OBP: 0.289, SLG: 0.404										4	0	1	0	0	1	1	H 9										
<b>Inning Stats</b>	R: 0 E: 0 K: 0 S: 6	H: 0 LOB: 0 BB: 0 P: 7	R: 0 E: 0 K: 1 S: 9	H: 0 LOB: 0 BB: 0 P: 11	R: 0 E: 0 K: 0 S: 16	H: 2 LOB: 3 BB: 1 P: 26	R: 1 E: 0 K: 2 S: 13	H: 2 LOB: 1 BB: 0 P: 22	R: 1 E: 0 K: 1 S: 11	H: 1 LOB: 0 BB: 0 P: 19	R: 0 E: 0 K: 0 S: 9	H: 0 LOB: 0 BB: 0 P: 17	R: 1 E: 0 K: 1 S: 16	H: 1 LOB: 2 BB: 0 P: 24	R: 0 E: 0 K: 1 S: 9	H: 1 LOB: 0 BB: 0 P: 14	1B: 4 2B: 3 HR: 2	SF: 0 SAC: 0 DP: 0 HBP: 1	WP: 1 PB: 0 SB: 0 CS: 0	PA: 38							
<b>PITCHER</b>	IP	WLS	BF	H	R	ER	SO	BB	IBB	HBP	BLK	WP	HR	S	P	ERA	WHIP										
54 Matt Harrison, L (1,1) ERA: 3.96	5.0	W	23	7	3	3	4	1	0	0	0	0	1	62	94	5.40	1.600										
51 Michael Gonzalez, L (6,1) ERA: 4.41	2.0	H	6	0	0	0	1	0	0	0	0	1	0	15	28	0.00	0.000										
57 Mark Lowe, R (8,1) ERA: 3.95	1.0		4	1	1	1	1	0	0	0	0	0	1	16	24	9.00	1.000										
44 Michael Kirkman, L (9,1) ERA: 7.03	1.0		5	1	0	0	1	0	0	1	0	0	0	9	14	0.00	1.000										

Cleveland Indians @ Texas Rangers  
Rangers Ballpark in Arlington, Arlington, TX  
Tue Sep 13 2011, 8:09 PM - 11:12 PM EDT  
Att: 30,107 - Partly Cloudy - 101 F

AB 36  
R 4  
H 9  
RBI 3  
BB 1  
SO 7  
LOB 11



Batter	1	2	3	4	5	6	7	8	9	AB	R	H	RBI	BB	SO	LOB	BOTTOM										
5 Ian Kinsler, R (1,4) OBP: 0.351, SLG: 0.471										4	0	0	0	1	1	4											
1 Elvis Andrus, R (1,6) OBP: 0.345, SLG: 0.356										4	1	1	2	1	1	1											
32 Josh Hamilton, L (1,7) OBP: 0.345, SLG: 0.522										5	1	3	2	0	0	1											
10 Michael Young, R (1,10) OBP: 0.377, SLG: 0.478										5	0	1	0	0	1	2											
29 Adrian Beltré, R (1,5) OBP: 0.325, SLG: 0.524										4	1	1	1	0	0	2											
7 David Murphy, L (1,9) OBP: 0.325, SLG: 0.412										4	4	4	2	0	0	0											
25 Mike Napoli, R (1,2) OBP: 0.409, SLG: 0.606										3	1	2	1	1	0	0	AB 36										
18 Mitch Moreland, L (1,3) OBP: 0.329, SLG: 0.425										3	1	1	0	1	1	2	R 10										
9 Endy Chavez, L (1,8) OBP: 0.317, SLG: 0.430 23 Craig Gentry, R (6,PH) OBP: 0.341, SLG: 0.325										2	0	0	0	0	0	2	H 14										
<b>Inning Stats</b>	R: 0 E: 0 K: 1 S: 17	H: 2 LOB: 2 BB: 1 P: 25	R: 1 E: 0 K: 0 S: 6	H: 2 LOB: 1 BB: 0 P: 13	R: 0 E: 0 K: 0 S: 5	H: 0 LOB: 0 BB: 0 P: 8	R: 1 E: 0 K: 0 S: 11	H: 1 LOB: 1 BB: 1 P: 17	R: 2 E: 0 K: 1 S: 12	H: 1 LOB: 0 BB: 1 P: 24	R: 4 E: 0 K: 0 S: 16	H: 4 LOB: 1 BB: 1 P: 26	R: 2 E: 0 K: 2 S: 18	H: 3 LOB: 1 BB: 0 P: 23	R: 0 E: 0 K: 0 S: 11	H: 1 LOB: 0 BB: 0 P: 14	1B: 8 2B: 3 3B: 0 HR: 4	SF: 0 SAC: 0 DP: 1 HBP: 0	WP: 0 PB: 0 SB: 1 CS: 0	PA: 40							
<b>PITCHER</b>	IP	WLS	BF	H	R	ER	SO	BB	IBB	HBP	BLK	WP	HR	S	P	ERA	WHIP										
63 Justin Masterson, R (1,1) ERA: 3.2	5.0	L	25	8	6	6	2	3	0	0	0	0	0	2	8	10.80	2.200										
50 Nick Hagadone, L (6,1) ERA: 9.64	0.0		2	1	0	0	0	1	0	0	0	0	0	2	8	∞	∞										
45 Josh Judy, R (6,1) ERA: 4.22	1.0		4	1	2	2	0	0	0	0	0	0	0	10	14	18.00	1.000										
44 Zach Putnam, R (7,1) ERA: 18.0	1.0		6	3	2	2	2	0	0	0	0	0	1	18	23	18.00	3.000										
56 Frank Herrmann, R (8,1) ERA: 5.51	1.0		3	1	0	0	0	0	0	0	0	0	0	11	14	0.00	1.000										

Cleveland Indians @ Texas Rangers  
Rangers Ballpark in Arlington, Arlington, TX  
Tue Sep 13 2011, 8:09 PM - 11:12 PM EDT  
Att: 30,107 - Partly Cloudy - 101 F

AB 36  
R 10  
H 14  
RBI 10  
BB 4  
SO 4  
LOB 15



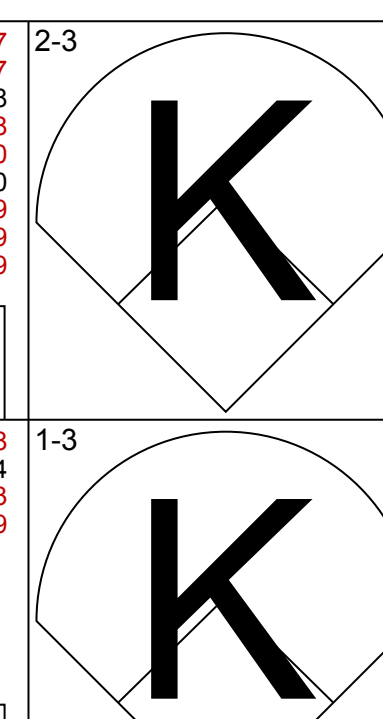
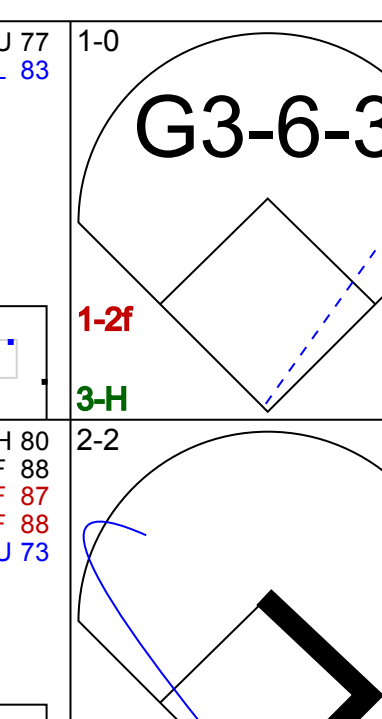
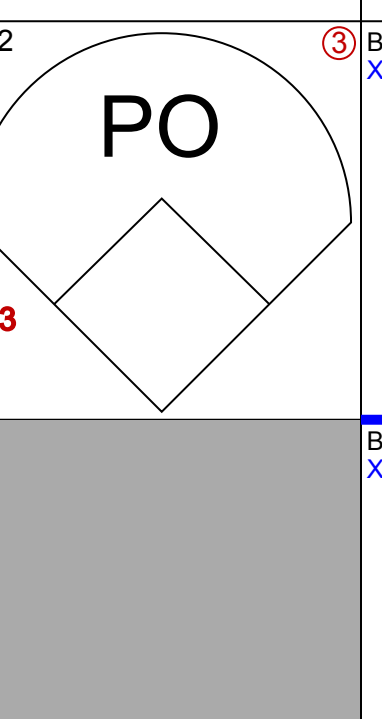
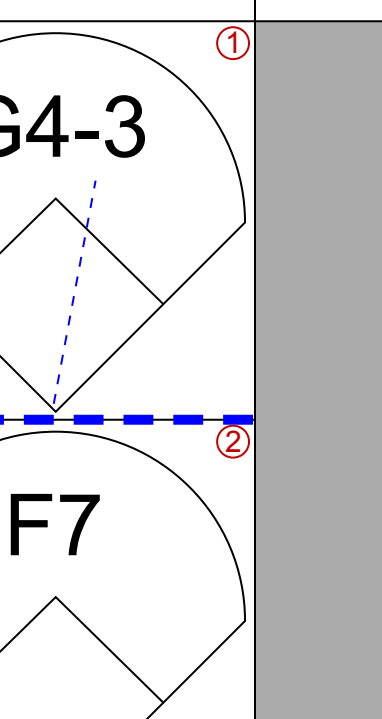
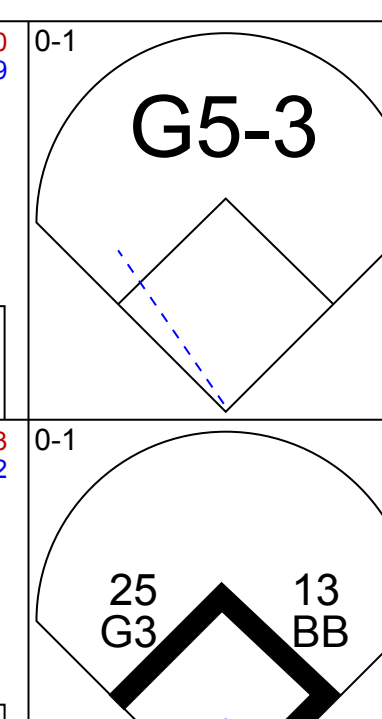
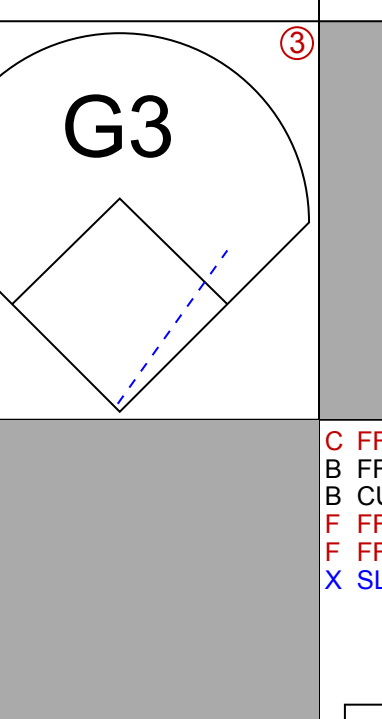
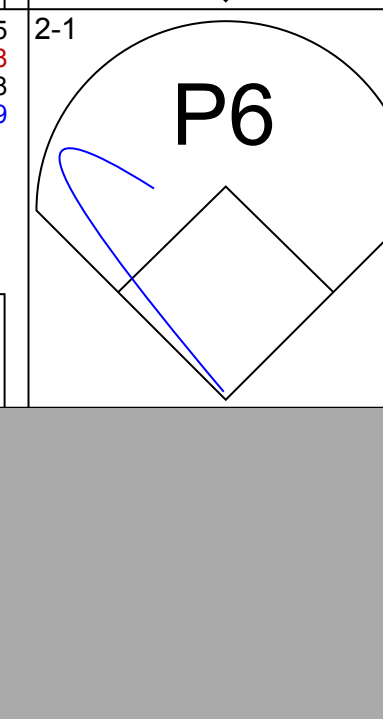
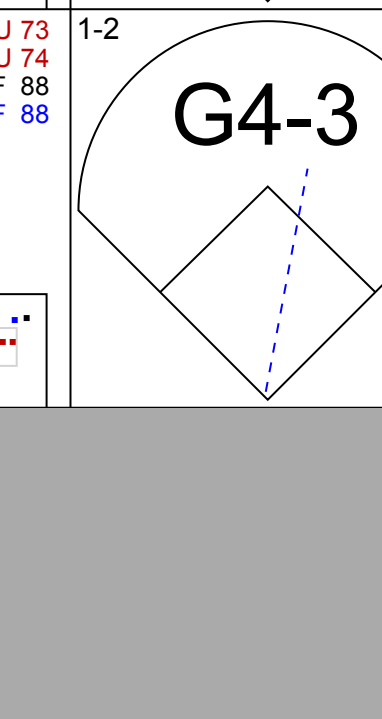
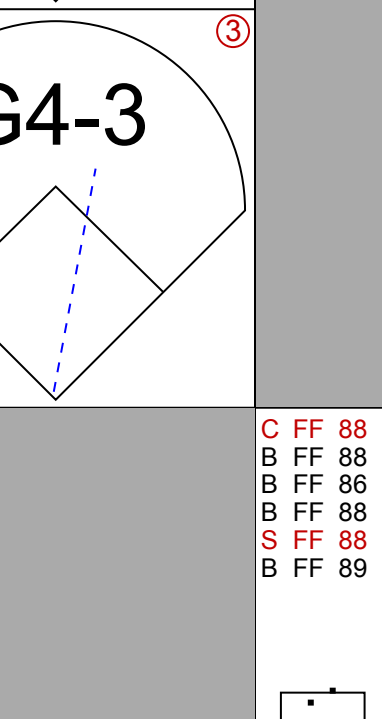
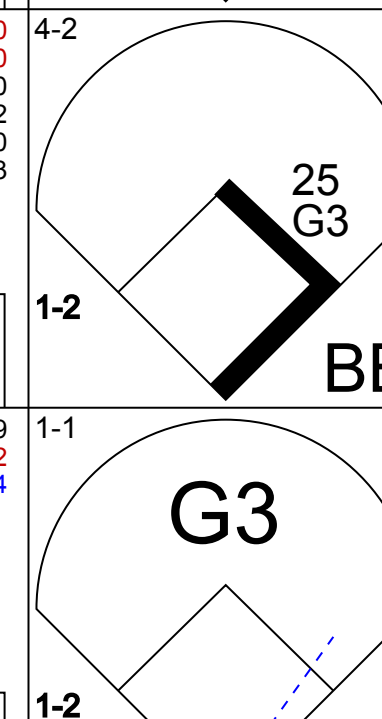
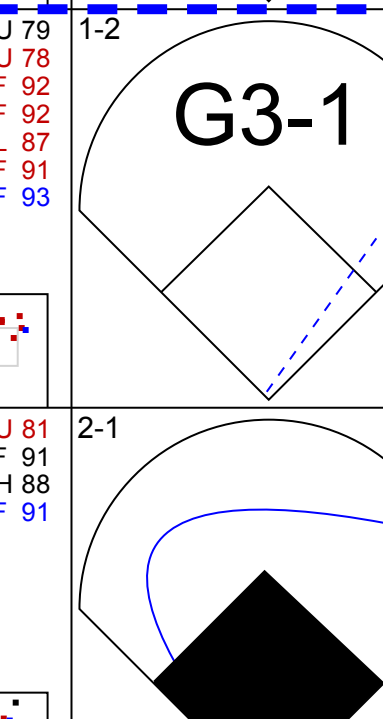


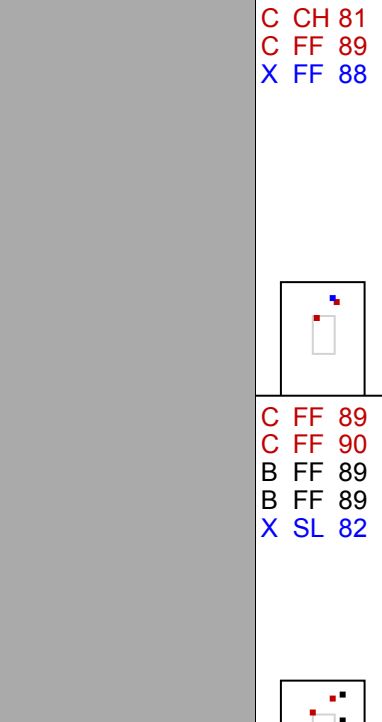
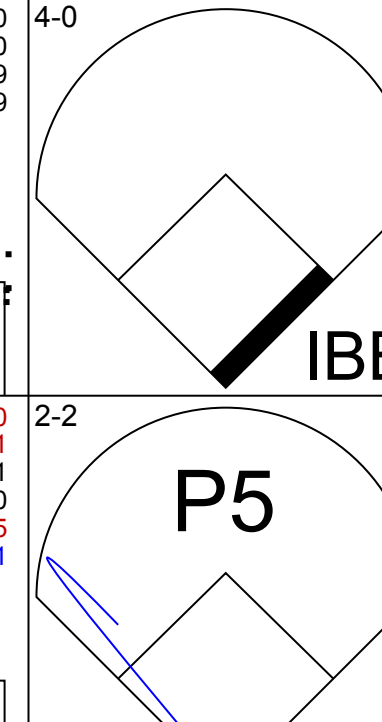

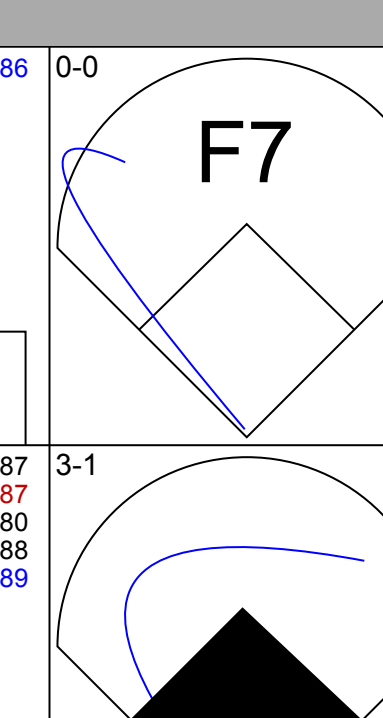
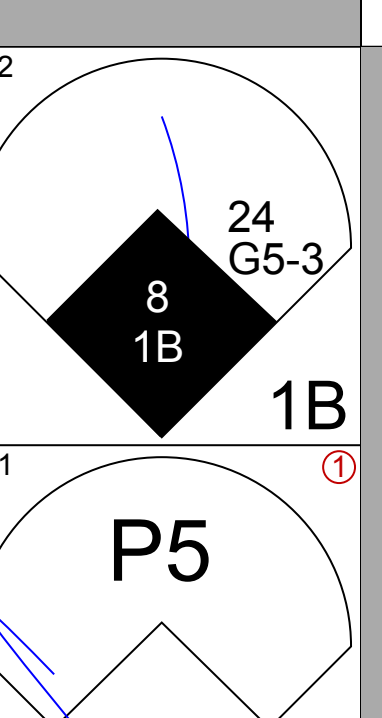
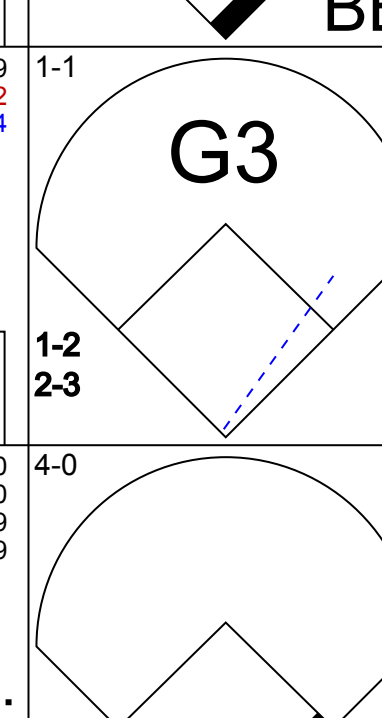
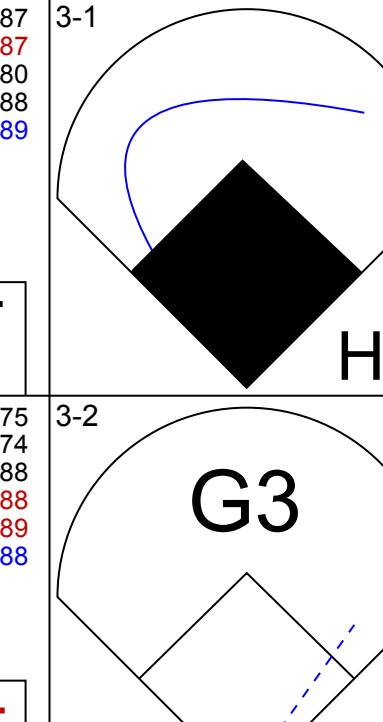
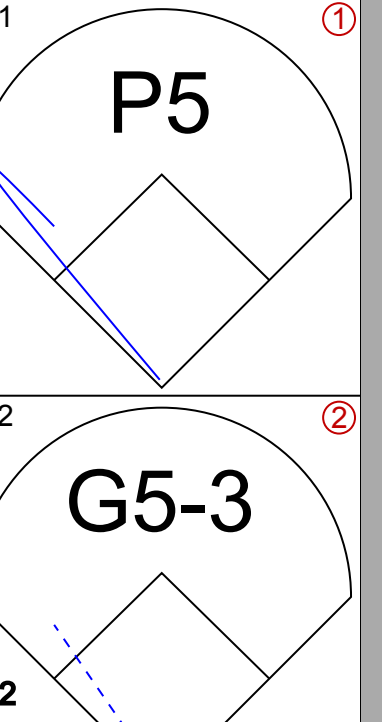
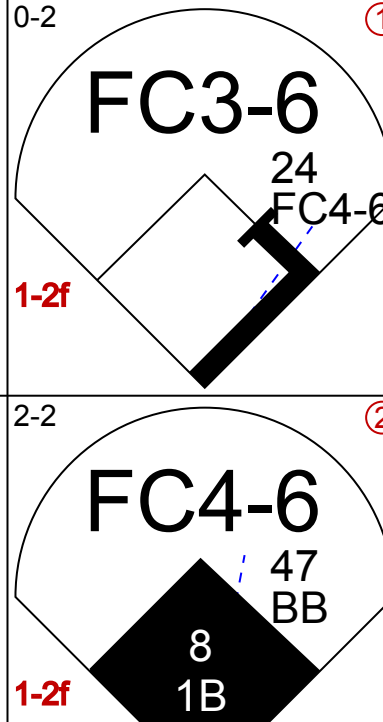

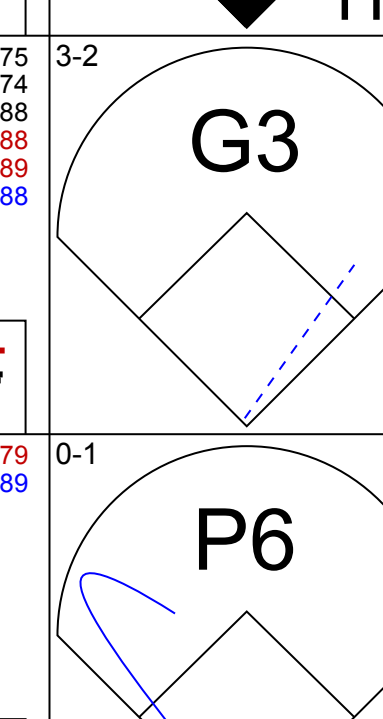
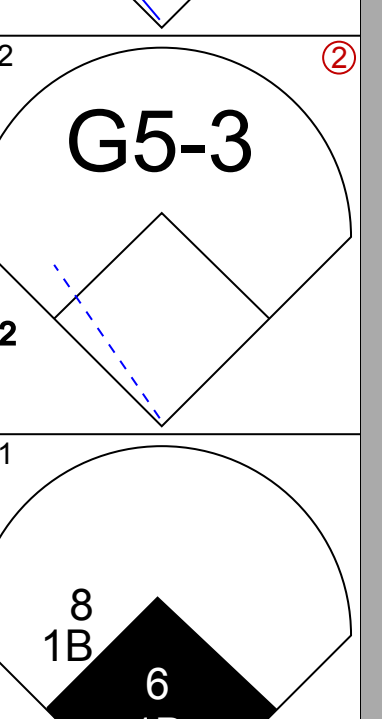
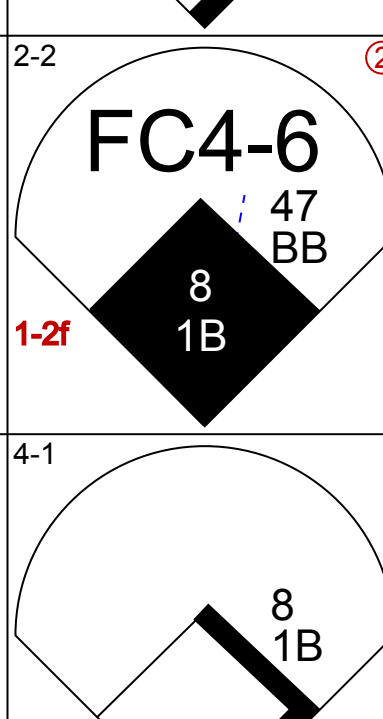
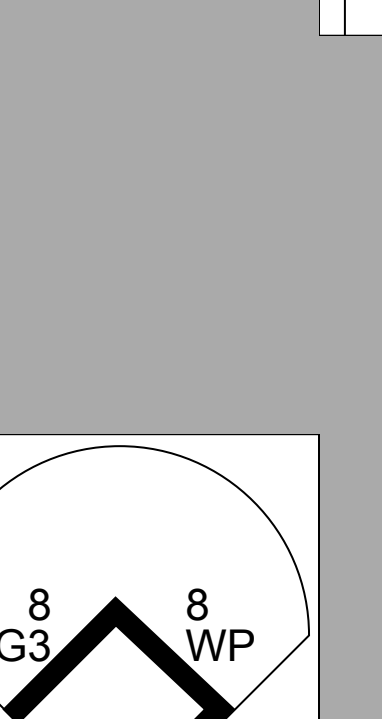
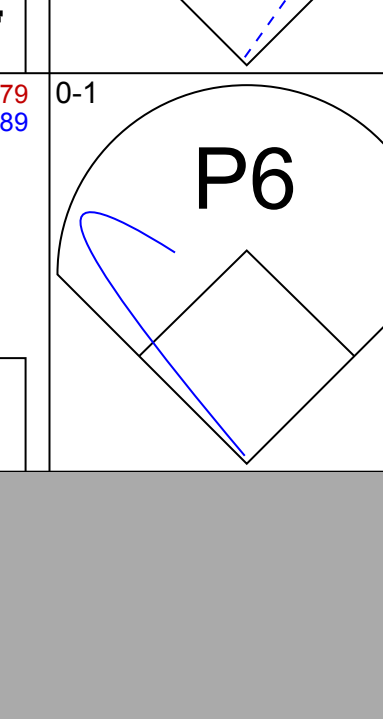
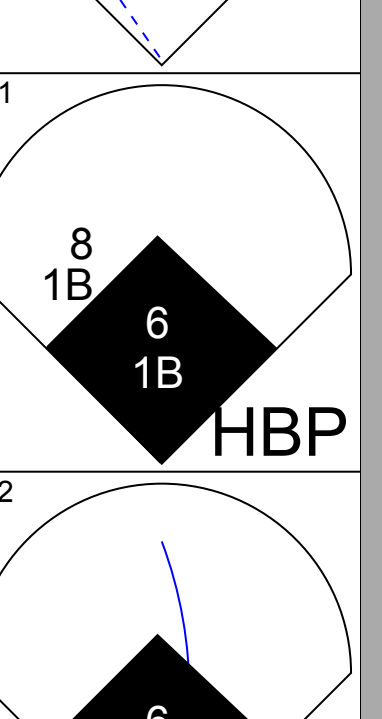
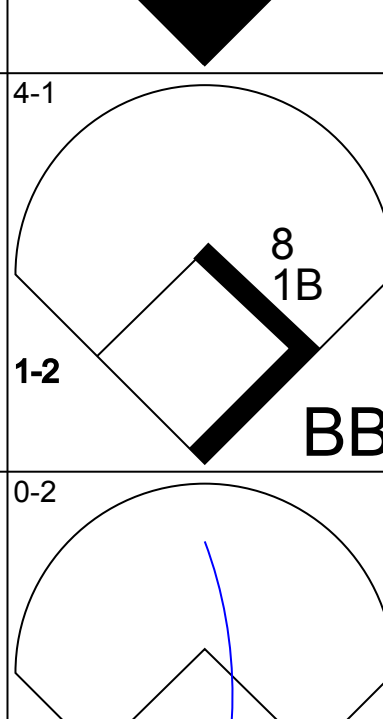
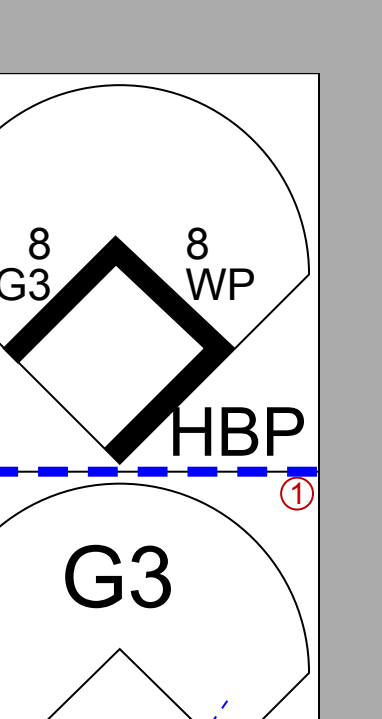
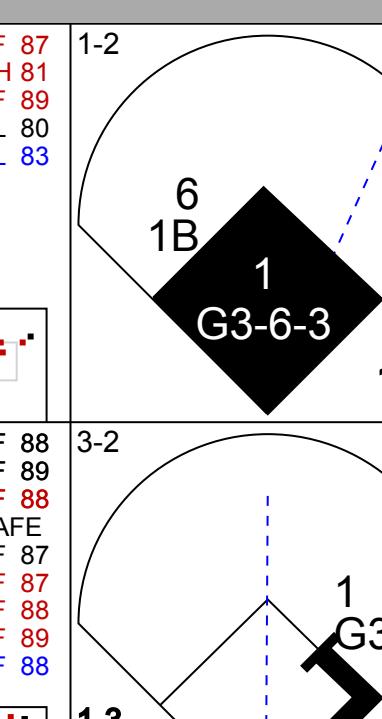
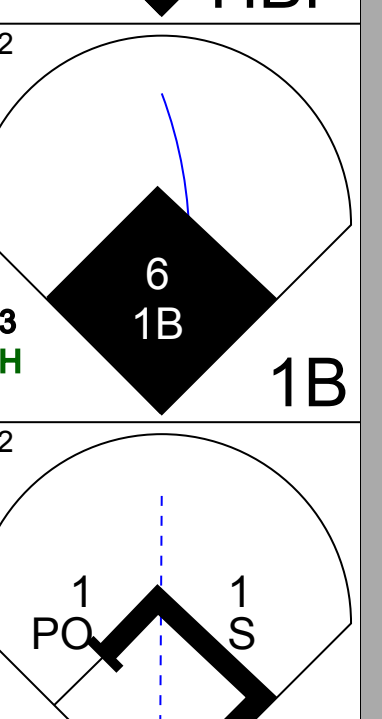
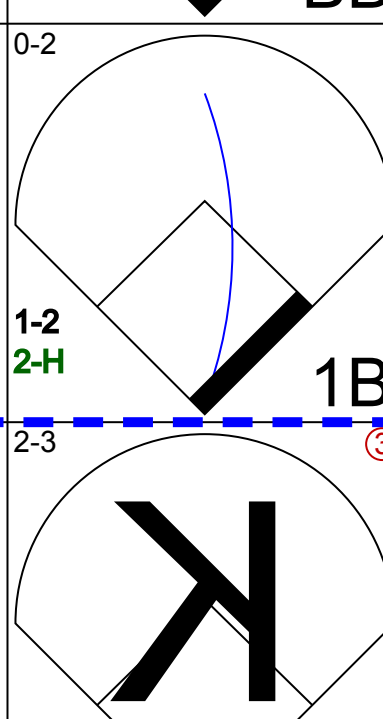
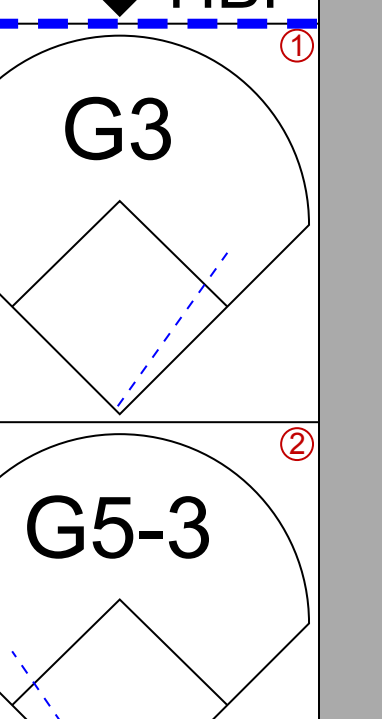
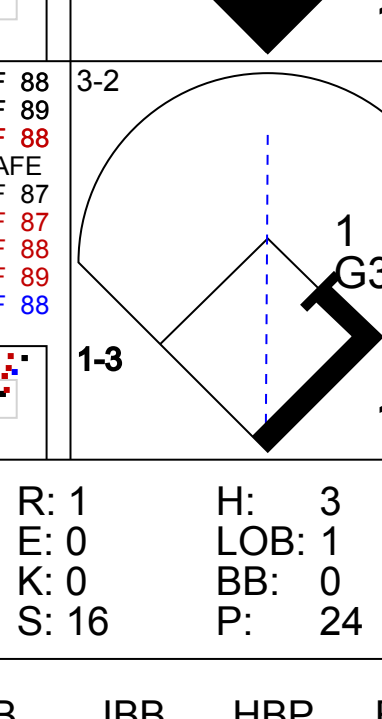
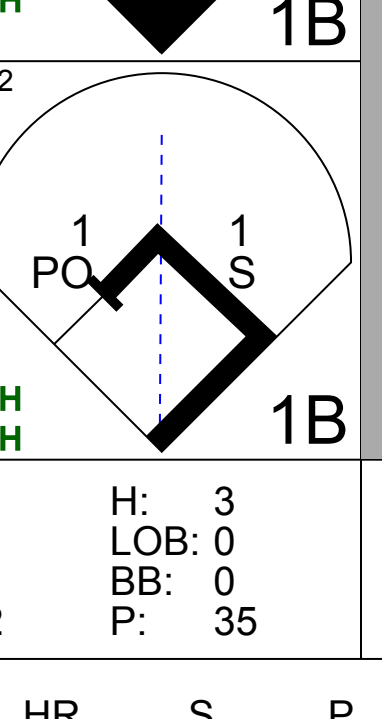
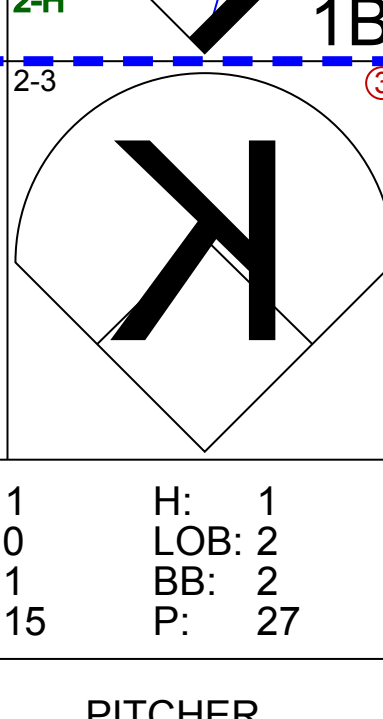
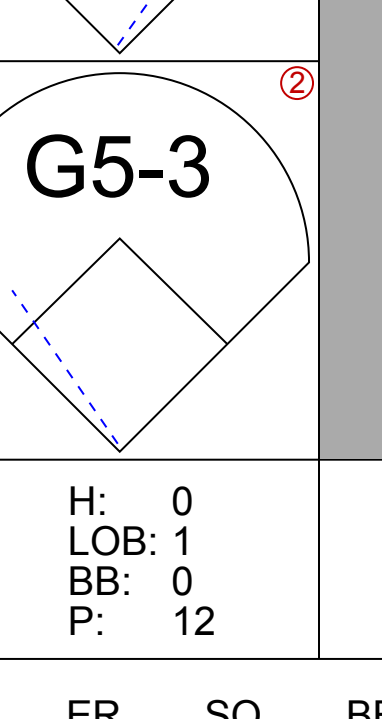
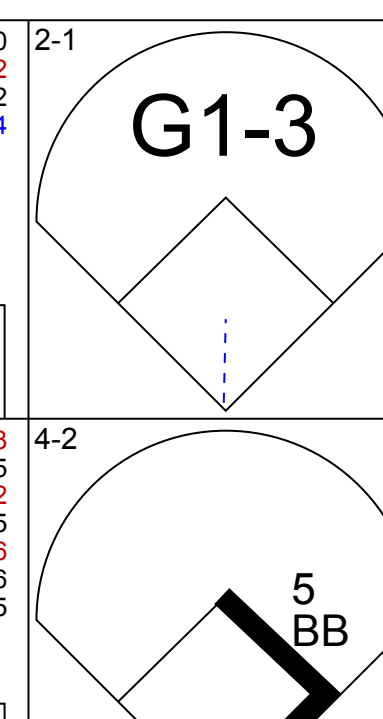
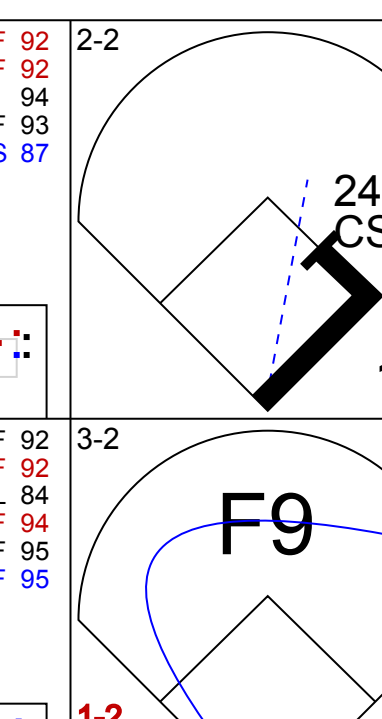
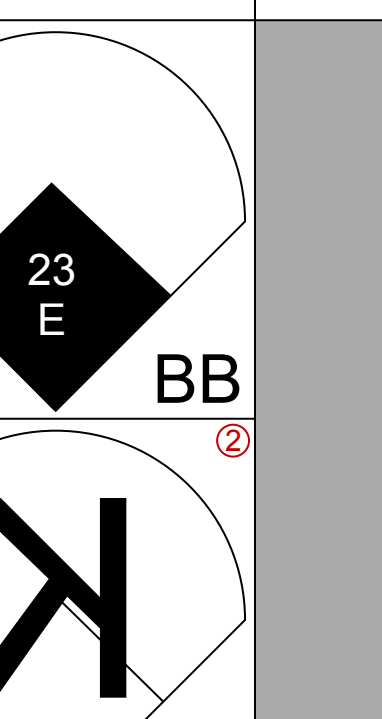
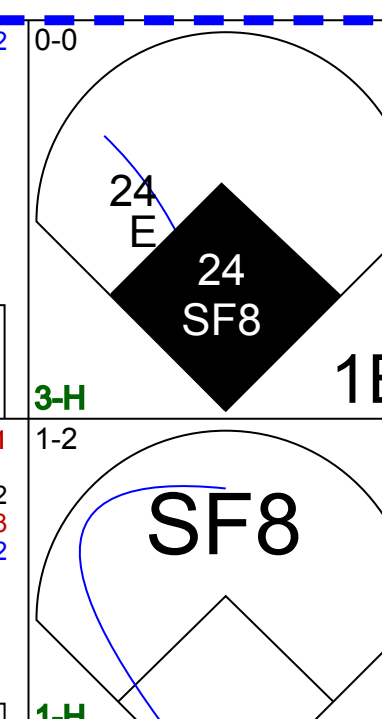
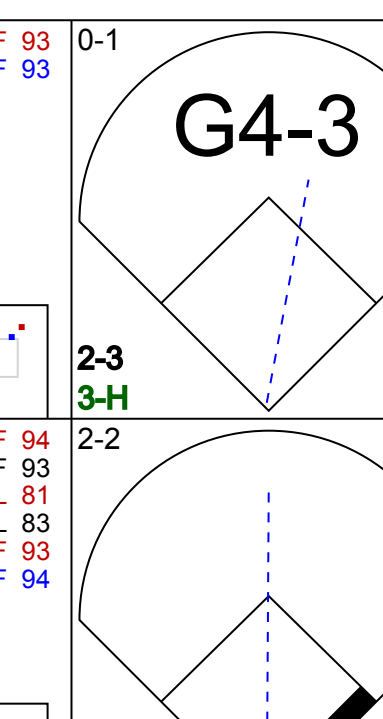

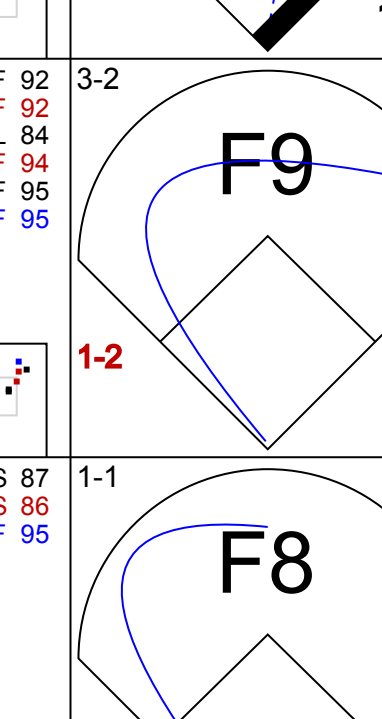
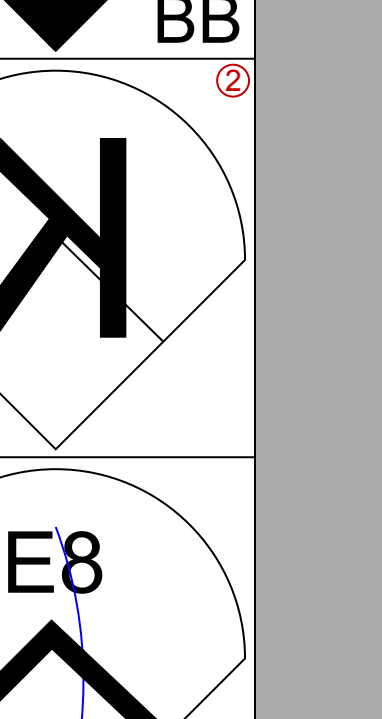
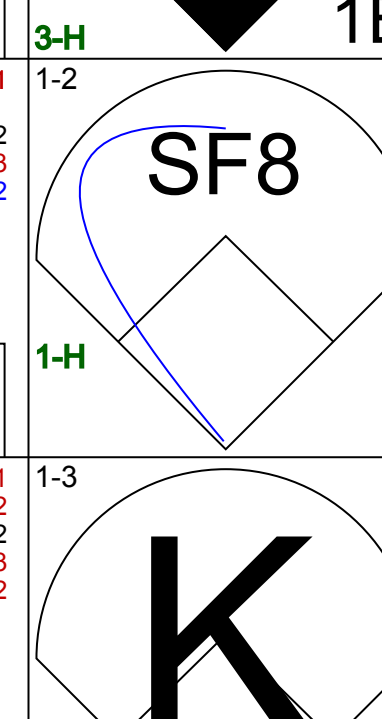
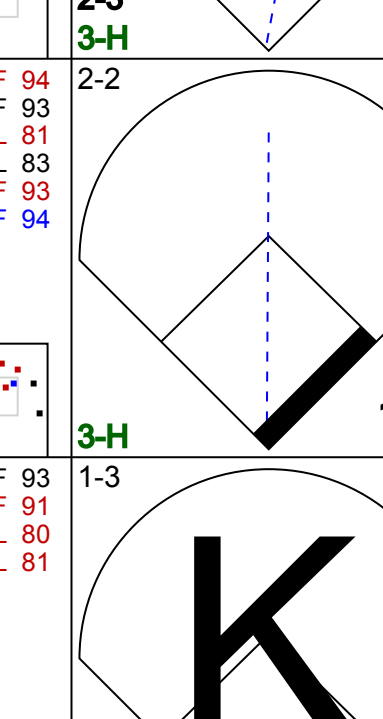
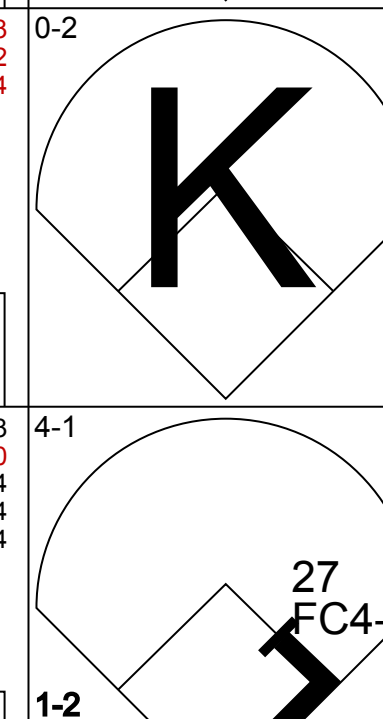
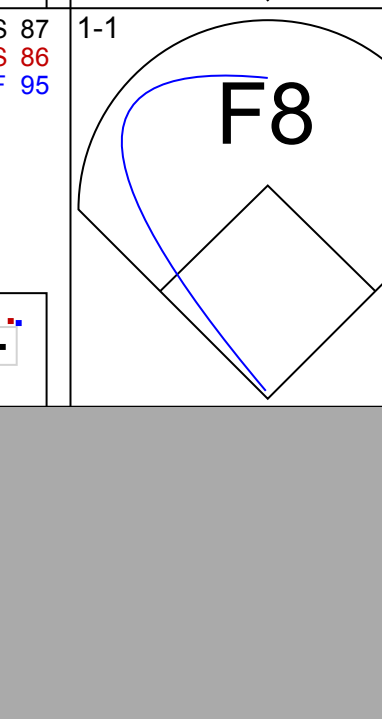
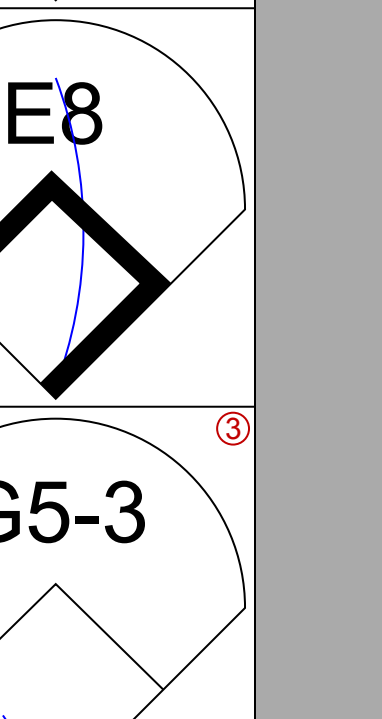
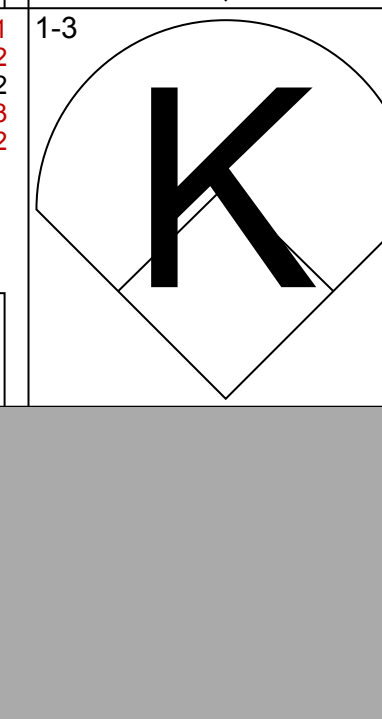
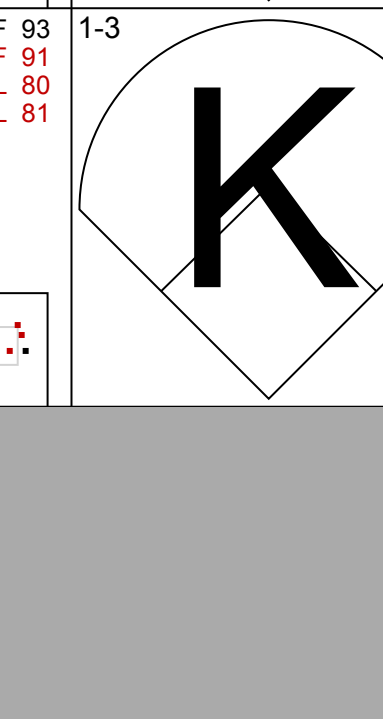

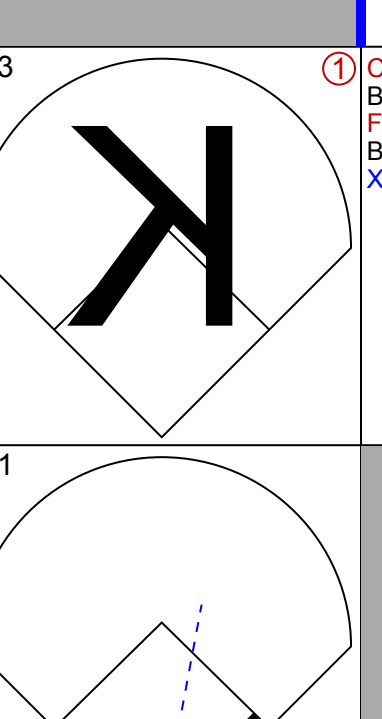
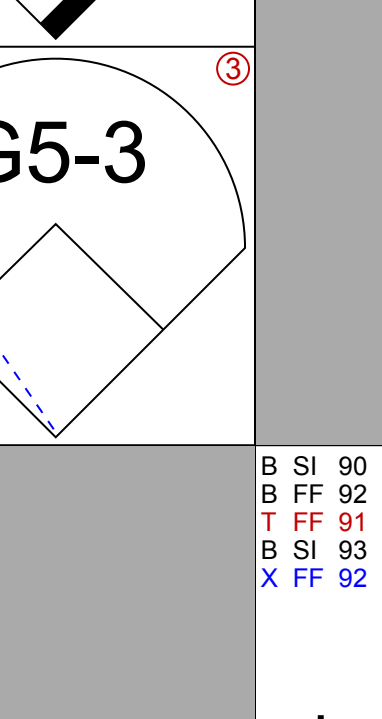
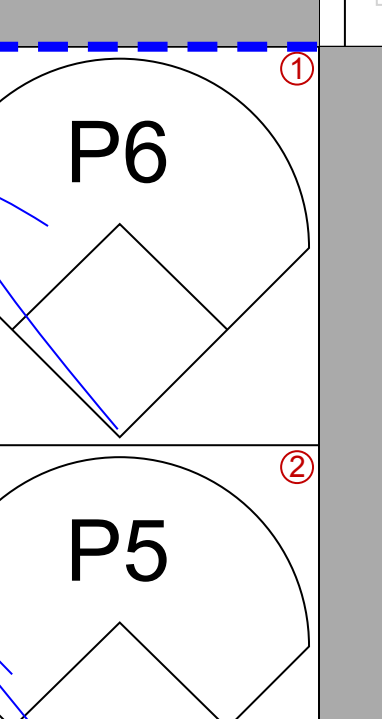
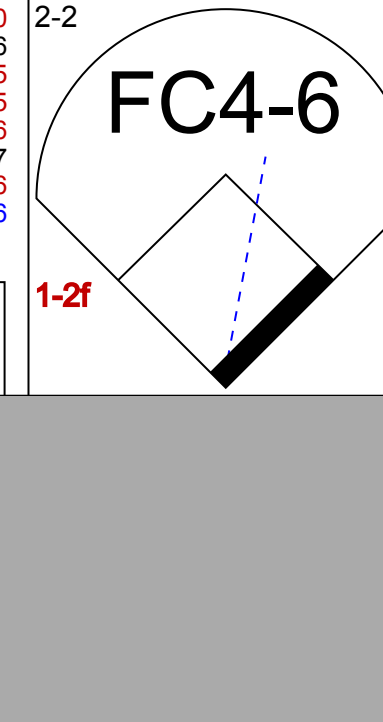
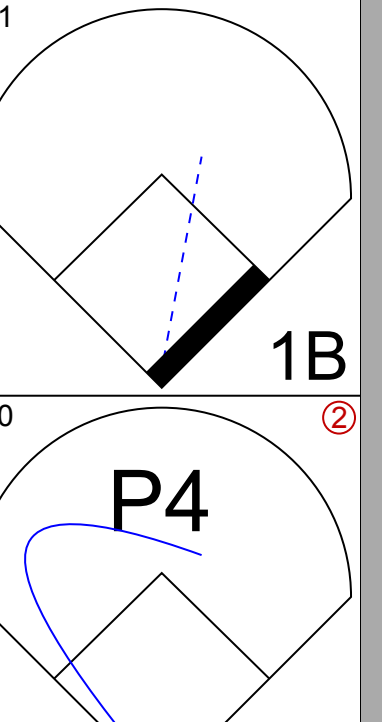
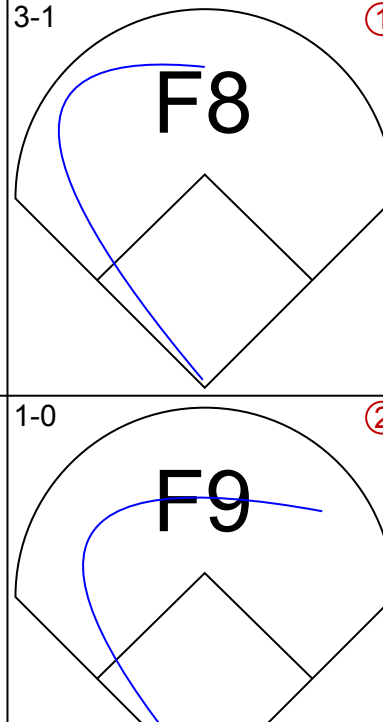
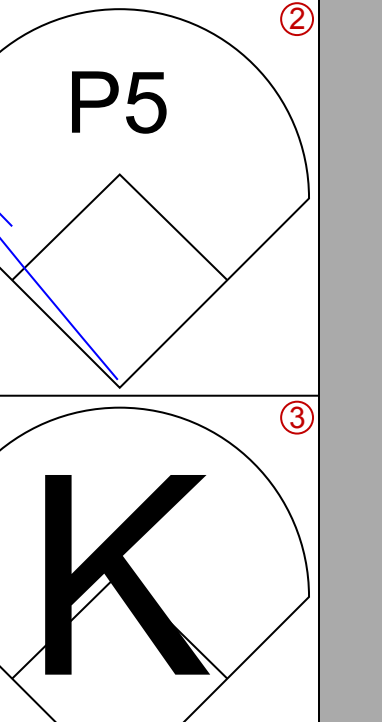
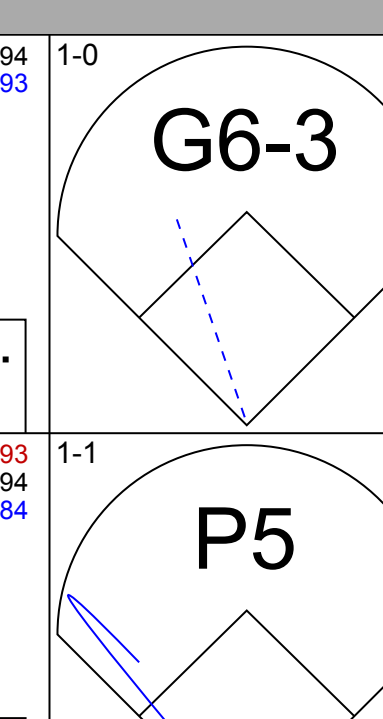
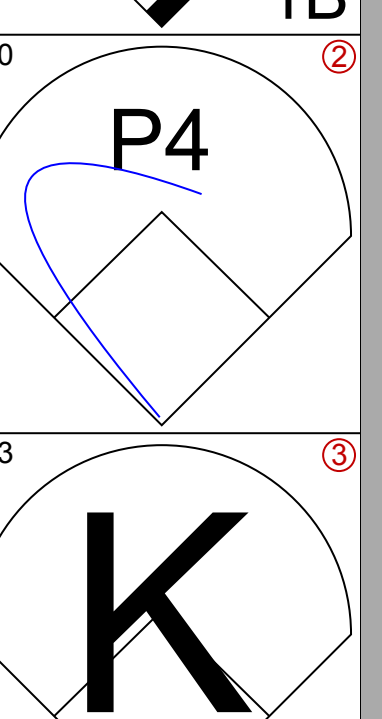
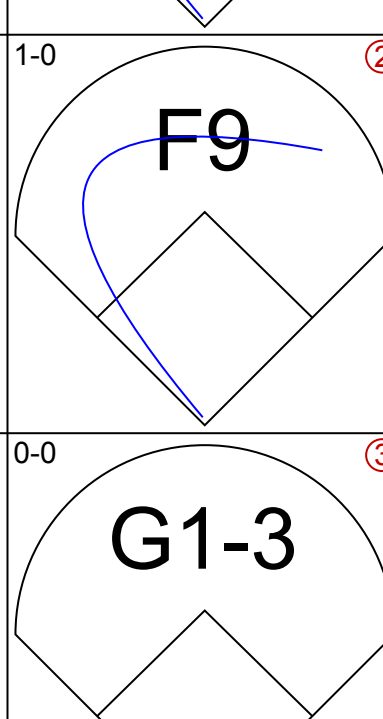
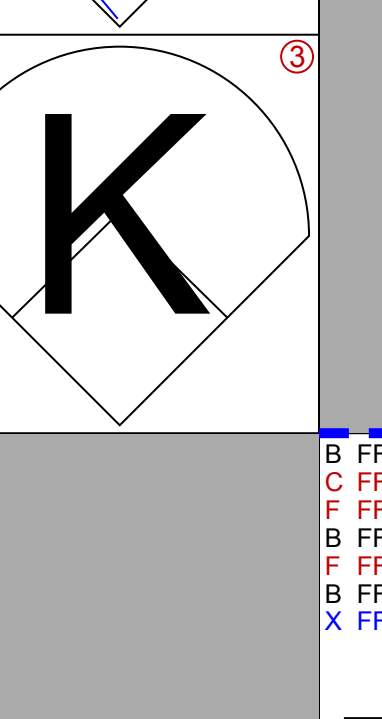
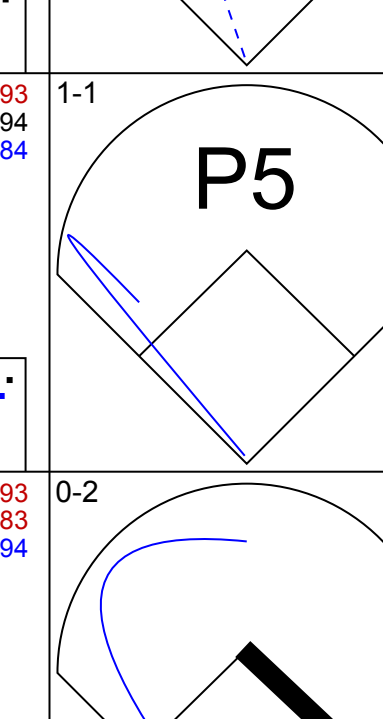

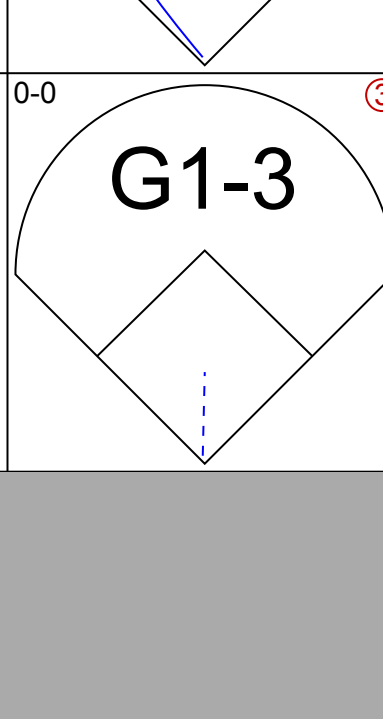
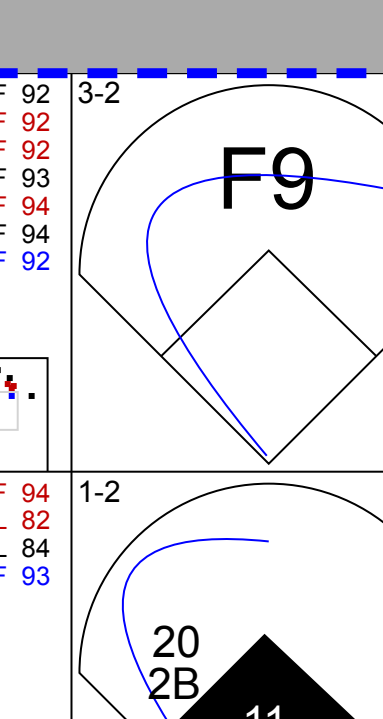
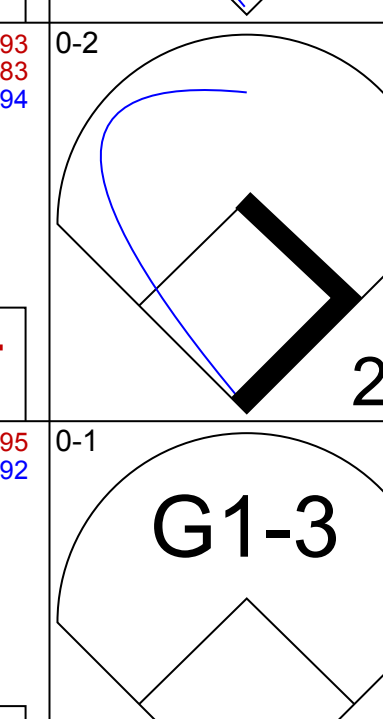

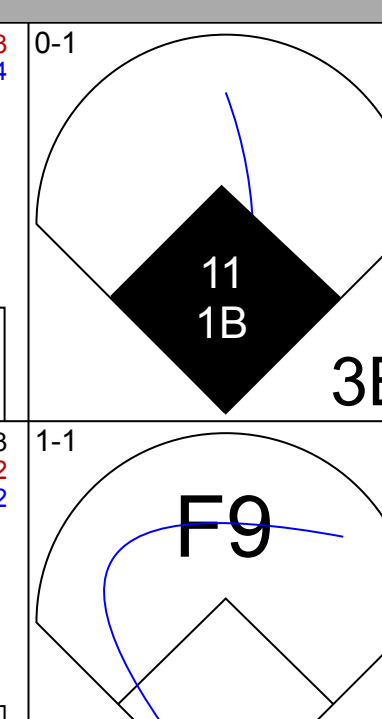
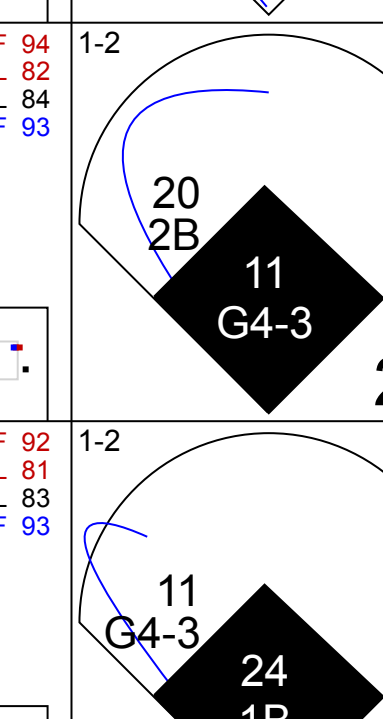
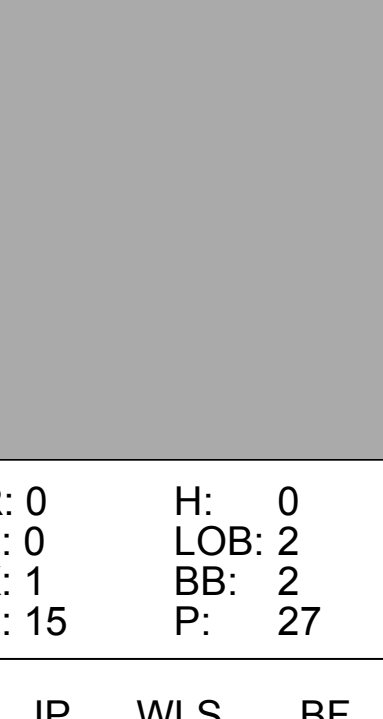
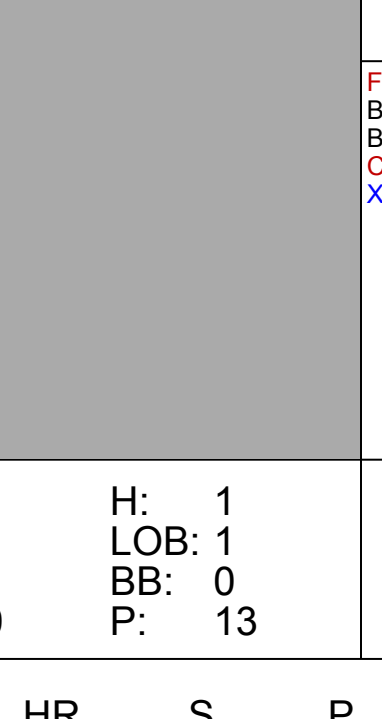
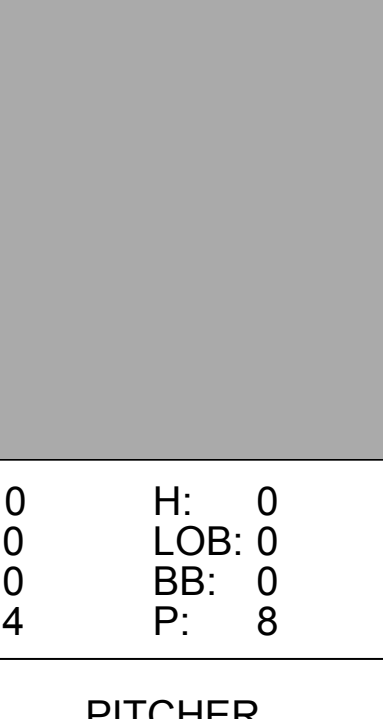
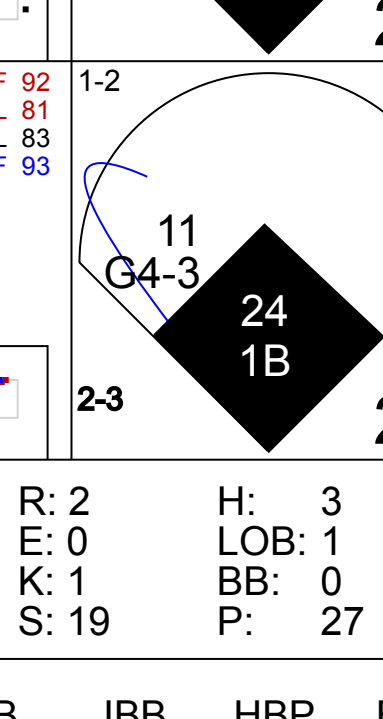










Batter	1	2	3	4	5	6	7	8	9	AB	R	H	RBI	BB	SO	LOB	TOP					
1 Kosuke Fukudome, L (1, 9) OBP: 0.351, SLG: 0.375										5	0	0	0	0	1	2						
22 Jason Kipnis, L (1, 4) OBP: 0.340, SLG: 0.543										5	0	2	0	0	1	0						
13 Asdrubal Cabrera, S (1, 6) OBP: 0.327, SLG: 0.446										4	0	0	0	1	0	1						
25 Jim Thome, L (1, 10) OBP: 0.348, SLG: 0.462										4	2	2	1	1	0	2						
41 Carlos Santana, S (1, 3) OBP: 0.352, SLG: 0.451										4	1	1	1	1	1	2						
24 Grady Sizemore, L (1, 8) OBP: 0.285, SLG: 0.429										4	1	0	0	0	0	5						
47 Shelley Duncan, R (1, 7) 12 Ezequiel Carrera, L (7, 7) OBP: 0.309, SLG: 0.300										1	1	0	0	1	0	0						
8 Lonnie Chisenhall, L (1, 5) OBP: 0.273, SLG: 0.429										4	2	3	2	0	0	1						
6 Lou Marson, R (1, 2) OBP: 0.310, SLG: 0.310										4	0	2	2	0	1	3						
<b>Inning Stats</b>	R: 0 E: 0 K: 2 S: 12	H: 0 LOB: 0 BB: 0 P: 17	R: 1 E: 0 K: 0 S: 8	H: 1 LOB: 0 BB: 0 P: 14	R: 1 E: 0 K: 0 S: 16	H: 3 LOB: 1 BB: 0 P: 24	R: 3 E: 0 K: 0 S: 22	H: 3 LOB: 0 BB: 0 P: 35	R: 0 E: 0 K: 0 S: 3	H: 0 LOB: 0 BB: 0 P: 6	R: 1 E: 0 K: 1 S: 15	H: 1 LOB: 2 BB: 2 P: 27	R: 0 E: 0 K: 0 S: 12	H: 1 LOB: 3 BB: 2 P: 23	R: 0 E: 0 K: 0 S: 7	H: 0 LOB: 1 BB: 0 P: 12	R: 1 E: 0 K: 1 S: 16	H: 1 LOB: 0 BB: 0 P: 22	1B: 7 2B: 1 3B: 0 HR: 2	SF: 0 SAC: 0 DP: 1 HBP: 2	WP: 1 PB: 0 SB: 1 CS: 0	PA: 42
<b>PITCHER</b>	IP WLS BF H R ER SO BB IBB HBP BLK WP HR S P ERA WHIP																					
59 Kevin Slowey, R (1, 1) ERA: 6.51	4.0 L 18 7 5 5 2 0 0 1 0 0 0 1 58 90 11.25 1.750																					
57 Kyle Waldrop, R (5, 1) ERA: 7.71	1.2 7 0 1 1 0 2 0 0 0 0 0 0 12 25 5.40 1.200																					
54 Phil Dumatrai, L (6, 1) ERA: 4.14	1.1 8 2 0 0 1 1 1 0 0 0 0 0 12 31 0.00 2.250																					
50 Jose Mijares, L (8, 1) ERA: 4.21	1.0 4 0 0 0 0 0 0 1 0 1 0 7 12 0.00 0.000																					
36 Joe Nathan, R (9, 1) ERA: 4.87	1.0 4 1 1 1 1 0 0 0 0 0 0 1 16 22 9.00 1.000																					
<b>Batter</b>	<b>1</b>	<b>2</b>	<b>3</b>	<b>4</b>	<b>5</b>	<b>6</b>	<b>7</b>	<b>8</b>	<b>9</b>	<b>AB</b>	<b>R</b>	<b>H</b>	<b>RBI</b>	<b>BB</b>	<b>SO</b>	<b>LOB</b>	<b>BOTTOM</b>					
11 Ben Revere, L (1, 8) OBP: 0.300, SLG: 0.285										4	2	2	2	1	0	1						
24 Trevor Plouffe, R (1, 6) OBP: 0.301, SLG: 0.384										3	0	1	2	1	1	3						
16 Jason Kubel, L (1, 10) 23 Rene Tosoni, L (5, PH) OBP: 0.239, SLG: 0.261										2	0	0	0	0	1	1						
5 Michael Cuddyer, R (1, 9) OBP: 0.348, SLG: 0.459										3	0	0	0	1	1	1						
27 Chris Parmelee, L (1, 3) OBP: 0.379, SLG: 0.320										4	0	1	0	0	0	2						
38 Luke Hughes, R (1, 5) OBP: 0.286, SLG: 0.355										4	0	0	0	0	1	1						
26 Brian Dinkelman, L (1, 4) OBP: 0.324, SLG: 0.258										4	0	0	0	0	1	1						
63 Joe Benson, R (1, 7) OBP: 0.333, SLG: 0.552										4	3	4	0	0	0	0						
41 Drew Butera, R (1, 2) 20 Matt Tolbert, S (9, PH) OBP: 0.245, SLG: 0.270										3	0	0	0	0	0	3						
<b>Inning Stats</b>	R: 0 E: 0 K: 1 S: 15	H: 0 LOB: 2 BB: 2 P: 27	R: 0 E: 0 K: 0 S: 8	H: 1 LOB: 0 BB: 0 P: 10	R: 0 E: 0 K: 0 S: 8	H: 1 LOB: 0 BB: 0 P: 14	R: 0 E: 0 K: 2 S: 10	H: 1 LOB: 1 BB: 0 P: 13	R: 2 E: 0 K: 1 S: 18	H: 1 LOB: 1 BB: 1 P: 29	R: 0 E: 0 K: 0 S: 4	H: 0 LOB: 0 BB: 0 P: 8	R: 2 E: 1 K: 1 S: 12	H: 2 LOB: 0 BB: 0 P: 15	R: 0 E: 0 K: 1 S: 6	H: 0 LOB: 0 BB: 0 P: 10	R: 2 E: 0 K: 1 S: 19	H: 3 LOB: 1 BB: 0 P: 27	1B: 5 2B: 3 3B: 1 HR: 0	SF: 1 SAC: 0 DP: 0 HBP: 0	WP: 0 PB: 0 SB: 0 CS: 1	PA: 39
<b>PITCHER</b>	IP WLS BF H R ER SO BB IBB HBP BLK WP HR S P ERA WHIP																					
30 Ubaldo Jimenez, R (1, 1) ERA: 4.49	6.1 W 27 5 3 3 1 4 0 0 0 0 0 0 8 67 1.42 1.263																					
49 Tony Sipp, L (7, 1) ERA: 2.55	0.2 3 1 1 0 1 0 0 0 0 0 0 0 8 10 0.00 1.500																					
52 Vinnie Pestano, R (8, 1) ERA: 2.35	1.0 H 3 0 0 0 1 0 0 0 0 0 0 0 6 10 0.00 0.000																					
54 Chris Perez, R (9, 1) ERA: 3.56	1.0 S 6 3 2 2 1 0 0 0 0 0 0 0 19 27 18.00 3.000																					

Cleveland Indians @ Minnesota Twins  
Target Field, Minneapolis, MN  
Fri Sep 16 2011, 7:13 PM - 10:08 PM CDT  
Att: 37,942 - Overcast - 56 F

AB 35  
R 7  
H 10  
RBI 6  
BB 4  
SO 4  
LOB 16



Cleveland Indians @ Minnesota Twins  
Target Field, Minneapolis, MN  
Fri Sep 16 2011, 7:13 PM - 10:08 PM CDT  
Att: 37,942 - Overcast - 56 F

AB 35  
R 6  
H 9  
RBI 4  
BB 3  
SO 7  
LOB 14













Batter	1	2	3	4	5	6	7	8	9	AB	R	H	RBI	BB	SO	LOB	TOP																			
51 Ichiro Suzuki, L (1, 9) OBP: 0.313, SLG: 0.336										5	1	2	1	0	1	1																				
1 Luis Antonio Rodriguez, S (1, 6) OBP: 0.306, SLG: 0.352										3	2	0	0	1	0	1																				
20 Mike Carp, L (1, 3) OBP: 0.253, SLG: 0.474										4	2	2	5	0	1	1																				
30 Miguel Olivo, R (1, 2) OBP: 0.253, SLG: 0.380										4	1	1	0	0	2	2																				
15 Kyle Seager, L (1, 4) OBP: 0.314, SLG: 0.368										4	1	2	1	0	0	0																				
29 Wily Mo Peña, R (1, 10) OBP: 0.275, SLG: 0.461										1	2	1	1	3	0	0																				
16 Alex Liddi, R (1, 5) OBP: 0.235, SLG: 0.438										4	2	2	2	0	0	3																				
12 Trayvon Robinson, S (1, 8) OBP: 0.279, SLG: 0.395										4	1	1	2	0	1	1																				
5 Chris Gimenez, R (1, 7) OBP: 0.281, SLG: 0.170										3	0	0	0	1	0	2																				
<b>Inning Stats</b>	R: 0 E: 0 K: 1 S: 14	H: 1 LOB: 1 BB: 0 P: 18	R: 2 E: 0 K: 0 S: 15	H: 1 LOB: 1 BB: 2 P: 26	R: 9 E: 1 K: 1 S: 28	H: 6 LOB: 0 BB: 2 P: 49	R: 0 E: 0 K: 0 S: 6	H: 0 LOB: 1 BB: 1 P: 13	R: 0 E: 0 K: 1 S: 10	H: 0 LOB: 0 BB: 0 P: 13	R: 1 E: 0 K: 1 S: 12	H: 3 LOB: 1 BB: 0 P: 19	R: 0 E: 0 K: 1 S: 8	H: 0 LOB: 0 BB: 0 P: 13																						
<b>PITCHER</b>	IP	WLS	BF	H	R	ER	SO	BB	IBB	HBP	BLK	WP	HR	S	P	ERA	WHIP	<b>PITCHER</b>		IP	WLS	BF	H	R	ER	SO	BB	IBB	HBP	BLK	WP	HR	S	P	ERA	WHIP
31 David Huff, L (1, 1) ERA: 4.2	2.2	L	19	7	9	7	1	3	0	0	0	0	1	51	80	23.62	3.750																			
37 Chad Durbin, R (3, 1) ERA: 5.0	2.1		10	1	2	0	2	2	0	0	0	0	1	22	39	0.00	1.286																			
56 Frank Herrmann, R (6, 1) ERA: 5.47	1.0		5	3	1	1	1	0	0	0	0	0	0	12	19	9.00	3.000																			
50 Nick Hagadone, L (7, 1) ERA: 6.75	1.0		3	0	0	0	1	0	0	0	0	0	0	8	13	0.00	0.000																			

Seattle Mariners @ Cleveland Indians  
Progressive Field, Cleveland, OH  
Mon Sep 19 2011, 4:07 PM - 6:32 PM EDT  
Att: 15,354 - Overcast - 64 F

AB 32  
R 12  
H 11  
RBI 12  
BB 5  
SO 5  
LOB 11



WP: 0 PA: 37  
PB: 0  
SB: 0  
CS: 0  
1B: 7 SF: 0  
2B: 2 SAC: 0  
3B: 0 DP: 1  
HR: 2 HBP: 0

Batter	1	2	3	4	5	6	7	8	9	AB	R	H	RBI	BB	SO	LOB	BOTTOM																			
1 Kosuke Fukudome, L (1, 9) OBP: 0.347, SLG: 0.368										4	0	0	0	0	2	0																				
16 Jason Donald, R (1, 4) OBP: 0.328, SLG: 0.387										4	2	3	0	0	1	0																				
13 Asdrubal Cabrera, S (1, 6) OBP: 0.333, SLG: 0.458										4	2	3	3	0	0	1																				
41 Carlos Santana, S (1, 3) OBP: 0.352, SLG: 0.461										4	2	2	1	0	2	1																				
48 Travis Hafner, L (1, 10) OBP: 0.359, SLG: 0.433										3	0	1	2	0	0	0																				
47 Shelley Duncan, R (1, 7) OBP: 0.335, SLG: 0.500										2	0	0	0	1	1	1																				
24 Grady Sizemore, L (1, 8) OBP: 0.286, SLG: 0.427										3	0	1	0	0	1	1																				
4 Trevor Crowe, S (7, 8) OBP: 0.348, SLG: 0.300										0	0	0	0	0	0	0																				
8 Lonnie Chisenhall, L (1, 5) OBP: 0.272, SLG: 0.417										3	0	1	0	0	2	0																				
6 Lou Marson, R (1, 2) OBP: 0.309, SLG: 0.309										3	0	0	0	0	2	3																				
<b>Inning Stats</b>	R: 3 E: 0 K: 1 S: 18	H: 5 LOB: 3 BB: 1 P: 27	R: 1 E: 0 K: 1 S: 9	H: 2 LOB: 0 BB: 0 P: 15	R: 0 E: 0 K: 2 S: 9	H: 0 LOB: 0 BB: 0 P: 16	R: 0 E: 0 K: 3 S: 11	H: 0 LOB: 0 BB: 0 P: 17	R: 2 E: 0 K: 1 S: 14	H: 3 LOB: 1 BB: 0 P: 20	R: 0 E: 0 K: 2 S: 8	H: 0 LOB: 0 BB: 0 P: 10	R: 0 E: 0 K: 1 S: 7	H: 1 LOB: 0 BB: 0 P: 11																						
<b>PITCHER</b>	IP	WLS	BF	H	R	ER	SO	BB	IBB	HBP	BLK	WP	HR	S	P	ERA	WHIP	<b>PITCHER</b>		IP	WLS	BF	H	R	ER	SO	BB	IBB	HBP	BLK	WP	HR	S	P	ERA	WHIP
41 Charlie Furbush, L (1, 1) ERA: 5.22	5.0	W	25	10	6	6	8	1	0	0	0	0	2	61	95	10.80	2.200																			
31 Josh Lueke, R (6, 1) ERA: 7.07	2.0		6	1	0	0	3	0	0	0	0	0	0	15	21	0.00	0.500																			

Seattle Mariners @ Cleveland Indians  
Progressive Field, Cleveland, OH  
Mon Sep 19 2011, 4:07 PM - 6:32 PM EDT  
Att: 15,354 - Overcast - 64 F

AB 30  
R 6  
H 11  
RBI 6  
BB 1  
SO 11  
LOB 7



WP: 0 PA: 31  
PB: 0  
SB: 0  
CS: 1  
1B: 7 SF: 0  
2B: 2 SAC: 0  
3B: 0 DP: 1  
HR: 2 HBP: 0



Batter	1	2	3	4	5	6	7	8	9	AB	R	H	RBI	BB	SO	LOB	TOP										
1 Juan Pierre, L OBP: 0.335, SLG: 0.334	G3-1		G6-3		F9		L6			4	0	0	0	0	0	0	<b>Chicago White Sox @ Cleveland Indians</b> Progressive Field, Cleveland, OH Tue Sep 20 2011, 1:06 PM - 3:25 PM EDT Att: 28,603 - Partly Cloudy - 71 F										
10 Alexei Ramirez, R OBP: 0.330, SLG: 0.401	G4-3		14 BB 1B		14 CS HBP		F9			3	0	1	0	0	0	0											
14 Paul Konerko, R OBP: 0.390, SLG: 0.519	K		12 L3 BB		G5-3			K		3	0	0	0	1	2	1											
12 A.J. Pierzynski, L OBP: 0.329, SLG: 0.416		44 2B 1B	L3			K		G3		4	1	1	0	0	1	2											
51 Alex Rios, R OBP: 0.262, SLG: 0.332		44 2B 30 1B			G3			K		4	2	2	0	0	1	0											
44 Adam Dunn, L OBP: 0.294, SLG: 0.293		30 1B 2B			K				P5	4	0	2	1	0	1	0											
30 Alejandro De Aza, L OBP: 0.380, SLG: 0.536		22 2B 1B			E4 15 WP			G4-3		4	0	1	2	0	0	1											
22 Brent Morel, R OBP: 0.293, SLG: 0.364	F9-3				15 WP BB			F8		3	0	0	0	1	1	3											
15 Gordon Beckham, R OBP: 0.292, SLG: 0.325	G6-3				G6-3			G1-3		3	0	0	0	0	0	3											
<b>Inning Stats</b>	R: 0 E: 0 K: 1 S: 8	H: 0 LOB: 0 BB: 0 P: 14	R: 2 E: 0 K: 0 S: 10	H: 4 LOB: 1 BB: 0 P: 15	R: 0 E: 0 K: 0 S: 9	H: 1 LOB: 1 BB: 1 P: 16	R: 0 E: 1 K: 1 S: 16	H: 0 LOB: 2 BB: 1 P: 25	R: 0 E: 0 K: 0 S: 5	H: 0 LOB: 0 BB: 0 P: 10	R: 1 E: 0 K: 1 S: 11	H: 2 LOB: 1 BB: 0 P: 14	R: 0 E: 0 K: 2 S: 7	H: 0 LOB: 0 BB: 0 P: 8	R: 0 E: 0 K: 1 S: 7	H: 0 LOB: 0 BB: 0 P: 11		1B: 5 2B: 4 3B: 0 HR: 0	SF: 0 SAC: 0 DP: 2 HBP: 1	WP: 1 PB: 0 SB: 1 CS: 1	PA: 35						
<b>PITCHER</b>	IP	WLS	BF	H	R	ER	SO	BB	IBB	HBP	BLK	WP	HR	S	P	ERA	WHIP										
55 Roberto Hernandez, R ERA: 5.23	6.0	W	26	7	3	3	3	2	0	1	0	1	0	59	94	4.50	1.500										
38 Joe Smith, R ERA: 1.85	1.0	H	3	0	0	0	0	0	0	0	0	0	0	8	10	0.00	0.000										
52 Vinnie Pestano, R ERA: 2.29	1.0	H	3	0	0	0	2	0	0	0	0	0	0	7	8	0.00	0.000										
54 Chris Perez, R ERA: 3.43	1.0	S	3	0	0	0	1	0	0	0	0	0	0	7	11	0.00	0.000										

Batter	1	2	3	4	5	6	7	8	9	AB	R	H	RBI	BB	SO	LOB	BOTTOM										
1 Kosuke Fukudome, L OBP: 0.346, SLG: 0.373	G4-3		P6		HR		F7			4	1	1	1	0	0	1	<b>Chicago White Sox @ Cleveland Indians</b> Progressive Field, Cleveland, OH Tue Sep 20 2011, 1:06 PM - 3:25 PM EDT Att: 28,603 - Partly Cloudy - 71 F										
22 Jason Kipnis, L OBP: 0.351, SLG: 0.562	48 HR 1B		G4-3		2B			G6-3		4	1	2	0	0	0	0											
13 Asdrubal Cabrera, S OBP: 0.333, SLG: 0.462								B1-3		4	1	1	1	0	1	2											
16 Jason Donald, R OBP: 0.328, SLG: 0.387	K				G3-1					0	0	0	0	0	0	0											
48 Travis Hafner, L OBP: 0.360, SLG: 0.444	2H HR				HR			G4-3		4	1	2	2	0	0	0											
41 Carlos Santana, S OBP: 0.350, SLG: 0.459	F9				1B			G4-3		3	0	0	0	0	0	1											
47 Shelley Duncan, R OBP: 0.330, SLG: 0.492										3	0	0	0	0	1	1											
12 Ezequiel Carrera, L OBP: 0.310, SLG: 0.310		K			P5			P6		0	0	0	0	0	0	0											
8 Lonnie Chisenhall, L OBP: 0.268, SLG: 0.411		G5-3			K			K2-3		3	0	0	0	0	2	1											
9 Jack Hannahan, L OBP: 0.330, SLG: 0.388										0	0	0	0	0	0	0											
4 Trevor Crowe, S OBP: 0.346, SLG: 0.304		G3								3	0	1	0	0	0	0											
6 Lou Marson, R OBP: 0.305, SLG: 0.305			K					K		3	0	0	0	0	3	1											
<b>Inning Stats</b>	R: 2 E: 0 K: 1 S: 11	H: 2 LOB: 0 BB: 0 P: 16	R: 0 E: 0 K: 1 S: 9	H: 0 LOB: 0 BB: 0 P: 12	R: 0 E: 0 K: 1 S: 9	H: 0 LOB: 0 BB: 0 P: 14	R: 1 E: 0 K: 1 S: 13	H: 2 LOB: 1 BB: 0 P: 16	R: 1 E: 0 K: 1 S: 10	H: 2 LOB: 1 BB: 0 P: 17	R: 0 E: 0 K: 0 S: 8	H: 0 LOB: 0 BB: 0 P: 13	R: 0 E: 0 K: 2 S: 11	H: 1 LOB: 1 BB: 0 P: 13	R: 0 E: 0 K: 0 S: 7	H: 0 LOB: 0 BB: 0 P: 11	1B: 3 2B: 1 3B: 0 HR: 3	SF: 0 SAC: 0 DP: 0 HBP: 0	WP: 0 PB: 0 SB: 2 CS: 0	PA: 31							
<b>PITCHER</b>	IP	WLS	BF	H	R	ER	SO	BB	IBB	HBP	BLK	WP	HR	S	P	ERA	WHIP										
34 Gavin Floyd, R ERA: 4.46	6.2	L	27	7	4	4	7	0	0	0	0	0	0	68	97	5.40	1.050										
77 Will Ohman, L ERA: 4.56	1.1		4	0	0	0	0	0	0	0	0	0	0	10	15	0.00	0.000										

AB	32
R	3
H	7
RBI	3
BB	2
SO	6
LOB	10

AB	31
R	4
H	7
RBI	4
BB	0
SO	7
LOB	7





Batter	1	2	3	4	5	6	7	8	9	AB	R	H	RBI	BB	SO	LOB	TOP										
1 Juan Pierre, L (1,7) OBP: 0.335, SLG: 0.334										4	0	1	1	0	0	4	Chicago White Sox @ Cleveland Indians Progressive Field, Cleveland, OH Tue Sep 20 2011, 7:08 PM - 10:21 PM EDT Att: 19,582 - Clear - 68 F										
10 Alexei Ramirez, R (1,6) OBP: 0.353, SLG: 0.401										3	1	1	1	1	0	1											
14 Paul Konerko, R (1,3) OBP: 0.389, SLG: 0.515										4	0	0	0	0	1	3											
44 Adam Dunn, L (1,10) OBP: 0.296, SLG: 0.291										2	0	0	0	2	1	0											
24 Dayan Viciedo, R (1,9) OBP: 0.353, SLG: 0.342										4	1	0	0	0	0	5											
51 Alex Rios, R (8,8) OBP: 0.262, SLG: 0.332										0	0	0	0	0	0	0											
30 Alejandro De Azavedo, L (1,8) OBP: 0.383, SLG: 0.543										4	1	2	2	0	1	0											
11 Omar Vizquel, S (1,5) OBP: 0.287, SLG: 0.305										4	0	2	0	0	1	1											
22 Brent Morel, R (8,5) OBP: 0.293, SLG: 0.364										0	0	0	0	0	0	0											
17 Tyler Flowers, R (1,2) OBP: 0.310, SLG: 0.365										4	1	1	0	0	2	3											
15 Gordon Beckham, R (1,4) OBP: 0.297, SLG: 0.335										3	1	3	1	0	0	0											
<b>Inning Stats</b>	R: 0 E: 0 K: 1 S: 11	H: 1 LOB: 0 BB: 0 P: 14	R: 0 E: 0 K: 0 S: 9	H: 0 LOB: 0 BB: 0 P: 14	R: 0 E: 0 K: 1 S: 7	H: 2 LOB: 1 BB: 0 P: 13	R: 0 E: 0 K: 1 S: 11	H: 0 LOB: 0 BB: 0 P: 17	R: 1 E: 0 K: 1 S: 17	H: 3 LOB: 2 BB: 0 P: 28	R: 2 E: 0 K: 0 S: 5	H: 1 LOB: 1 BB: 2 P: 17	R: 2 E: 0 K: 0 S: 16	H: 3 LOB: 1 BB: 1 P: 24	R: 0 E: 0 K: 2 S: 8	H: 0 LOB: 0 BB: 0 P: 11	R: 0 E: 0 K: 0 S: 6	H: 0 LOB: 0 BB: 0 P: 14	1B: 5 2B: 5 3B: 0 HR: 0	SF: 0 SAC: 1 DP: 2 HBP: 3	WP: 0 PB: 0 CS: 1	PA: 39					
<b>PITCHER</b>	IP	WLS	BF	H	R	ER	SO	BB	IBB	HBP	BLK	WP	HR	S	P	ERA	WHIP										
34 Zach McAllister, R (1,1) ERA: 8.53	5.1		21	6	2	2	4	1	0	0	0	0	0	56	92	3.38	1.312										
53 Rafael Perez, L (6,1) ERA: 2.95	0.2	H	4	1	1	1	0	1	0	0	0	0	0	4	11	13.50	3.000										
44 Zach Putnam, R (7,1) ERA: 10.8	0.1	L	5	3	2	2	0	0	0	1	0	0	0	12	14	54.00	9.000										
50 Nick Hagadone, L (7,1) ERA: 5.4	1.2		5	0	0	0	2	1	0	0	0	0	0	12	21	0.00	0.600										
45 Josh Judy, R (9,1) ERA: 5.11	1.0		4	0	0	0	0	0	0	2	0	0	0	6	14	0.00	0.000										

Batter	1	2	3	4	5	6	7	8	9	AB	R	H	RBI	BB	SO	LOB	BOTTOM										
12 Ezequiel Carrera, L (1,9) OBP: 0.309, SLG: 0.308										4	0	1	0	0	0	1	Chicago White Sox @ Cleveland Indians Progressive Field, Cleveland, OH Tue Sep 20 2011, 7:08 PM - 10:21 PM EDT Att: 19,582 - Clear - 68 F										
4 Trevor Crowe, S (9,PH) OBP: 0.333, SLG: 0.292										1	0	0	0	0	1	0											
16 Jason Donald, R (1,6) OBP: 0.347, SLG: 0.405										5	1	4	0	0	0	0											
41 Carlos Santana, S (1,2) OBP: 0.351, SLG: 0.457									4	1	1	0	1	0	3												
25 Jim Thome, L (1,10) OBP: 0.352, SLG: 0.459										2	1	1	1	2	0	2											
46 Cord Phelps, S (7,PR) OBP: 0.236, SLG: 0.234										1	1	0	0	2	1	0											
47 Shelley Duncan, R (1,7) OBP: 0.335, SLG: 0.490										1	0	0	0	2	1	0											
1 Kosuke Fukudome, L (7,9) OBP: 0.346, SLG: 0.372										2	0	0	1	1	1	3											
24 Grady Sizemore, L (1,8) OBP: 0.285, SLG: 0.424										4	0	1	1	0	1	1											
7 Matt LaPorta, R (1,3) OBP: 0.290, SLG: 0.406										4	0	1	1	0	1	1											
9 Jack Hannahan, L (1,5) OBP: 0.327, SLG: 0.384										3	0	0	1	0	1	1											
2 Luis Valbuena, L (1,4) OBP: 0.233, SLG: 0.286										3	0	1	0	0	1	1											
22 Jason Kipnis, L (8,PH) OBP: 0.346, SLG: 0.557										1	0	0	0	0	0	1											
<b>Inning Stats</b>	R: 0 E: 0 K: 0 S: 10	H: 1 LOB: 1 BB: 1 P: 21	R: 0 E: 0 K: 2 S: 15	H: 0 LOB: 0 BB: 0 P: 19	R: 0 E: 0 K: 1 S: 10	H: 0 LOB: 0 BB: 0 P: 17	R: 4 E: 0 K: 0 S: 18	H: 4 LOB: 1 BB: 1 P: 28	R: 0 E: 0 K: 0 S: 7	H: 2 LOB: 3 BB: 2 P: 20	R: 0 E: 0 K: 1 S: 13	H: 1 LOB: 1 BB: 0 P: 17	R: 0 E: 0 K: 1 S: 10	H: 0 LOB: 1 BB: 1 P: 15	R: 0 E: 0 K: 1 S: 15	H: 0 LOB: 1 BB: 1 P: 24	R: 0 E: 0 K: 1 S: 8	H: 1 LOB: 0 BB: 0 P: 11	1B: 8 2B: 1 3B: 0 HR: 0	SF: 2 SAC: 0 DP: 3 HBP: 0	WP: 0 PB: 1 CS: 0	PA: 39					
<b>PITCHER</b>	IP	WLS	BF	H	R	ER	SO	BB	IBB	HBP	BLK	WP	HR	S	P	ERA	WHIP										
39 Dylan Axelrod, R (1,1) ERA: 4.26	4.2		23	7	4	4	3	3	1	0	0	0	0	57	101	7.71	2.143										
52 Josh Kinney, R (5,1) ERA: 5.94	1.0		4	1	0	0	1	0	0	0	0	0	0	12	17	0.00	1.000										
37 Matt Thornton, L (6,1) ERA: 3.58	1.1	W	6	0	0	0	1	2	0	0	0	0	0	18	27	0.00	1.500										
26 Jesse Crain, R (8,1) ERA: 2.27	0.1	H	1	0	0	0	1	0	0	0	0	0	0	4	6	0.00	0.000										
49 Chris Sale, L (8,PH) ERA: 2.63	1.2	S	5	1	0	0	1	0	0	0	0	0	0	15	21	0.00	0.600										

AB	32
R	5
H	10
RBI	5
BB	3
SO	6
LOB	17

AB	31
R	4
H	9
RBI	4
BB	6
SO	7
LOB	14



Batter	1	2	3	4	5	6	7	8	9	AB	R	H	RBI	BB	SO	LOB	TOP						
30 Alejandro De Aza, L OBP: 0.384, SLG: 0.537										5	0	2	2	0	2	0							
10 Alexei Ramirez, R OBP: 0.331, SLG: 0.404										5	1	1	1	0	1	1							
12 A.J. Pierzynski, L OBP: 0.328, SLG: 0.417										4	0	1	0	0	0	1							
51 Alex Rios, R OBP: 0.262, SLG: 0.337										4	1	1	1	0	0	2							
44 Adam Dunn, L OBP: 0.295, SLG: 0.289										3	0	0	0	1	2	0							
1 Juan Pierre, L OBP: 0.335, SLG: 0.334										0	1	0	0	0	0	0							
24 Davan Vicedo, R OBP: 0.308, SLG: 0.342										3	2	1	0	1	1	1							
22 Brent Morel, R OBP: 0.295, SLG: 0.375										4	2	2	3	0	1	1							
17 Tyler Flowers, R OBP: 0.308, SLG: 0.370										4	0	1	1	0	0	2							
15 Gordon Beckham, R OBP: 0.297, SLG: 0.333										3	1	0	0	1	1	1							
<b>Inning Stats</b>	R: 0 E: 0 K: 1 S: 7	H: 0 LOB: 0 BB: 0 P: 11	R: 0 E: 0 K: 1 S: 7	H: 0 LOB: 0 BB: 0 P: 12	R: 0 E: 0 K: 2 S: 11	H: 0 LOB: 0 BB: 0 P: 16	R: 0 E: 0 K: 1 S: 9	H: 1 LOB: 1 BB: 0 P: 14	R: 1 E: 0 K: 1 S: 13	H: 2 LOB: 1 BB: 0 P: 24	R: 0 E: 0 K: 1 S: 6	H: 1 LOB: 1 BB: 0 P: 11	R: 3 E: 0 K: 0 S: 13	H: 2 LOB: 1 BB: 2 P: 25	R: 4 E: 0 K: 1 S: 15	H: 3 LOB: 1 BB: 1 P: 25	R: 0 E: 0 K: 0 S: 8	H: 0 LOB: 0 BB: 0 P: 12	1B: 3 2B: 3 3B: 0 HR: 3	SF: 0 SAC: 0 DP: 0 HBP: 0	WP: 1 PB: 0 SB: 1 CS: 0	PA: 38	
<b>PITCHER</b>	IP WLS BF H R ER SO BB IBB HBP BLK WP HR S P ERA WHIP	7.0 L 28 6 4 4 7 2 0 0 0 1 0 66 113 5.14 1.143	1.0 H 7 3 4 4 1 1 0 0 0 0 3 15 25 36.00 4.000	1.0 H 3 0 0 0 0 0 0 0 0 0 0 8 12 0.00 0.000																			

Chicago White Sox @ Cleveland Indians  
Progressive Field, Cleveland, OH  
Wed Sep 21 2011, 7:06 PM - 9:57 PM EDT  
Att: 12,400 - Partly Cloudy - 69 F

AB 35  
R 8  
H 9  
RBI 8  
BB 3  
SO 8  
LOB 9

Batter	1	2	3	4	5	6	7	8	9	AB	R	H	RBI	BB	SO	LOB	BOTTOM						
1 Kosuke Fukudome, L OBP: 0.345, SLG: 0.373										4	1	1	0	0	0	0							
22 Jason Kipnis, L OBP: 0.345, SLG: 0.560										3	0	1	1	0	0	0							
41 Carlos Santana, S OBP: 0.350, SLG: 0.456										4	1	1	1	0	1	1							
48 Travis Hafner, L OBP: 0.362, SLG: 0.453										3	1	1	2	1	1	1							
47 Shelley Duncan, R OBP: 0.530, SLG: 0.482										3	0	0	0	0	0	1							
12 Ezequiel Carrera, L OBP: 0.312, SLG: 0.312										1	0	1	0	0	0	0							
16 Jason Donald, R OBP: 0.352, SLG: 0.403										3	0	1	0	1	0	2							
8 Lonnie Chisenhall, L OBP: 0.267, SLG: 0.407										4	0	1	0	0	0	3							
6 Lou Marson, R OBP: 0.306, SLG: 0.305										3	0	1	0	0	0	3							
9 Jack Hannahan, L OBP: 0.326, SLG: 0.383										1	0	0	0	0	1	0							
4 Trevor Crowe, S OBP: 0.323, SLG: 0.259										3	1	0	0	1	1	1							
<b>Inning Stats</b>	R: 0 E: 0 K: 1 S: 9	H: 0 LOB: 0 BB: 0 P: 15	R: 0 E: 0 K: 0 S: 10	H: 1 LOB: 1 BB: 1 P: 19	R: 0 E: 0 K: 1 S: 10	H: 0 LOB: 0 BB: 0 P: 15	R: 0 E: 0 K: 0 S: 8	H: 0 LOB: 0 BB: 0 P: 13	R: 0 E: 0 K: 0 S: 9	H: 1 LOB: 1 BB: 1 P: 15	R: 2 E: 0 K: 0 S: 14	H: 2 LOB: 0 BB: 0 P: 20	R: 0 E: 0 K: 0 S: 10	H: 1 LOB: 0 BB: 0 P: 13	R: 2 E: 0 K: 1 S: 27	H: 3 LOB: 2 BB: 1 P: 38	R: 0 E: 0 K: 1 S: 8	H: 0 LOB: 0 BB: 0 P: 8	1B: 5 2B: 2 3B: 0 HR: 1	SF: 1 SAC: 0 DP: 1 HBP: 0	WP: 0 PB: 0 SB: 0 CS: 1	PA: 36	
<b>PITCHER</b>	IP WLS BF H R ER SO BB IBB HBP BLK WP HR S P ERA WHIP	6.0 W 23 4 2 2 2 2 0 0 0 0 1 60 9 3.00 1.000	1.0 H 4 1 1 1 0 1 0 0 0 0 0 13 20 9.00 2.000	0.1 H 3 2 1 1 0 0 0 0 0 0 0 10 14 27.00 6.000	0.2 H 3 1 0 0 1 0 0 0 0 0 0 14 17 0.00 1.500	1.0 H 3 0 0 0 1 0 0 0 0 0 8 8 0.00 0.000																	


Chicago White Sox @ Cleveland Indians  
Progressive Field, Cleveland, OH  
Wed Sep 21 2011, 7:06 PM - 9:57 PM EDT  
Att: 12,400 - Partly Cloudy - 69 F

AB 32  
R 4  
H 8  
RBI 4  
BB 3  
SO 4  
LOB 12




Batter	1	2	3	4	5	6	7	8	9	AB	R	H	RBI	BB	SO	LOB	TOP										
1 Juan Pierre, L (1, 7) OBP: 0.336, SLG: 0.335	F7		1-2 1B		3-1 E6 1B		G1-3			4	0	2	1	0	0	1	Chicago White Sox @ Cleveland Indians Progressive Field, Cleveland, OH Thu Sep 22 2011, 7:07 PM - 9:42 PM EDT Att: 21,487 - Partly Cloudy - 68 F										
10 Aroldis Chapman, R (1, 6) 38 Eduardo Escobar, S (8, PH) OBP: 0.333, SLG: 0.333	F9		G1-3		1-3 K			G4-3		3	0	0	0	0	1	3											
12 A.J. Pierzynski, L (1, 2) OBP: 0.326, SLG: 0.413	G4-3			G4-3		G4-3		G3		4	0	0	0	0	0	0											
51 Alex Rios, R (1, 8) OBP: 0.262, SLG: 0.336		P6		K		1-2 1B		P6		4	0	1	0	0	1	0											
44 Adam Dunn, L (1, 10) OBP: 0.293, SLG: 0.286		K		L9		F9		G3		4	0	0	0	0	1	1											
24 Davan Vicedo, R (1, 3) OBP: 0.345, SLG: 0.329		G5-3		G5-3		G3		30 BB		3	0	0	0	1	0	1											
30 Alejandro De Aza, L (1, 9) OBP: 0.393, SLG: 0.533			F8		4-2 22 BB 1B			BB		1	1	0	0	3	0	0											
22 Brent Morel, R (1, 5) OBP: 0.297, SLG: 0.375			15 BB		1B		F9		K	3	1	1	0	1	1	3											
15 Gordon Beckham, R (1, 4) OBP: 0.294, SLG: 0.331			FC1-5-4 1B		P2		F9		P4	4	0	0	0	0	0	6											
<b>Inning Stats</b>	R: 0 E: 0 K: 0 S: 6	H: 0 LOB: 0 BB: 0 P: 9	R: 0 E: 0 K: 1 S: 8	H: 0 LOB: 0 BB: 0 P: 12	R: 0 E: 0 K: 0 S: 12	H: 1 LOB: 2 BB: 1 P: 21	R: 0 E: 0 K: 1 S: 5	H: 0 LOB: 0 BB: 0 P: 9	R: 2 E: 0 K: 1 S: 13	H: 2 LOB: 1 BB: 1 P: 23	R: 0 E: 0 K: 0 S: 8	H: 1 LOB: 1 BB: 0 P: 12	R: 0 E: 0 K: 0 S: 6	H: 0 LOB: 1 BB: 1 P: 13	R: 0 E: 0 K: 0 S: 7	H: 0 LOB: 0 BB: 0 P: 10	R: 0 E: 0 K: 1 S: 15	H: 0 LOB: 2 BB: 2 P: 25	1B: 4 2B: 0 3B: 0 HR: 0	SF: 0 SAC: 0 DP: 0 HBP: 0	WP: 0 PB: 0 SB: 0 CS: 0	PA: 36					
<b>PITCHER</b>	IP	WLS	BF	H	R	ER	SO	BB	IBB	HBP	BLK	WP	HR	S	P	ERA	WHIP										
58 Jeanmar Gómez, R (1, 1) ERA: 3.52	6.0	W	24	4	2	1	3	2	0	0	0	0	0	52	86	1.50	1.000										
36 Joe Smith, R (7, 1) ERA: 1.82	1.0	H	4	0	0	0	0	1	0	0	0	0	0	6	13	0.00	1.000										
44 Zach Putnam, R (8, 1) ERA: 8.31	1.0		3	0	0	0	0	0	0	0	0	0	0	7	10	0.00	0.000										
77 Corey Kluber, R (9, 1) ERA:	1.0		5	0	0	0	1	2	0	0	0	0	0	15	25	0.00	2.000										

AB	31
R	2
H	4
RBI	1
BB	5
SO	4
LOB	15



Batter	1	2	3	4	5	6	7	8	9	AB	R	H	RBI	BB	SO	LOB	BOTTOM										
1 Kosuke Fukudome, L (1, 9) OBP: 0.347, SLG: 0.380	HR		K		2H 1B		13 HR			4	2	2	3	1	2	2	Chicago White Sox @ Cleveland Indians Progressive Field, Cleveland, OH Thu Sep 22 2011, 7:07 PM - 9:42 PM EDT Att: 21,487 - Partly Cloudy - 68 F										
22 Jason Kipnis, L (1, 4) OBP: 0.347, SLG: 0.575	HR		K		G4-3		F7		13 BB	4	1	1	1	0	1	3											
13 Asdrúbal Cabrera, S (1, 6) OBP: 0.335, SLG: 0.466	G4-3		G4-3		48 FC4-6 1B		HR		46 G1-4-3 1B	5	1	3	5	0	0	0											
48 Travis Hafner, L (1, 10) OBP: 0.361, SLG: 0.453	L8		G4-3		FC4-6 24 F9 7 1B		24 1B		G1-4-3	4	1	1	0	0	0	1											
46 Cord Phelps, S (7, PR) OBP: 0.233, SLG: 0.231	F8		G3		7 1B		K		1-2 2B	4	0	1	0	0	1	1											
41 Carlos Santana, S (1, 2) OBP: 0.350, SLG: 0.454	G4-3		G4-3		K		F9		1B	4	0	1	1	0	1	2											
24 Grady Sizemore, L (1, 8) OBP: 0.285, SLG: 0.422	G4-3		K		2-3 1B		2H 1B			4	0	1	1	0	1	2											
4 Trevor Crowe, S (9, 7) OBP: 0.323, SLG: 0.259	G5-3		G6-3		1B		K			0	0	0	0	0	0	0											
7 Matt LaPorta, R (1, 3) OBP: 0.289, SLG: 0.404	G6-3		12 BB 1 1B		K		K		22 HBP 13 BB	4	0	1	1	0	1	2											
9 Jack Hannahan, L (1, 5) OBP: 0.328, SLG: 0.380	F7		1 1B		1 1B		13 HR		22 HBP 13 BB	3	3	2	0	1	0	0											
12 Ezequiel Carrera, L (1, 7) OBP: 0.321, SLG: 0.324										1B: 7 2B: 2 3B: 0 HR: 3	SF: 0 SAC: 0 DP: 1 HBP: 1	WP: 0 PB: 0 SB: 1 CS: 0	PA: 40														
<b>Inning Stats</b>	R: 2 E: 0 K: 0 S: 11	H: 2 LOB: 0 BB: 0 P: 18	R: 0 E: 0 K: 0 S: 7	H: 0 LOB: 0 BB: 0 P: 11	R: 0 E: 0 K: 2 S: 9	H: 0 LOB: 0 BB: 0 P: 12	R: 0 E: 0 K: 0 S: 7	H: 0 LOB: 0 BB: 0 P: 11	R: 2 E: 0 K: 1 S: 16	H: 2 LOB: 1 BB: 1 P: 22	R: 1 E: 0 K: 0 S: 14	H: 3 LOB: 2 BB: 0 P: 19	R: 4 E: 0 K: 2 S: 16	H: 4 LOB: 2 BB: 1 P: 27	R: 2 E: 0 K: 1 S: 9	H: 1 LOB: 1 BB: 2 P: 21	1B: 7 2B: 2 3B: 0 HR: 3	SF: 0 SAC: 0 DP: 1 HBP: 1	WP: 0 PB: 0 SB: 1 CS: 0	PA: 40							
<b>PITCHER</b>	IP	WLS	BF	H	R	ER	SO	BB	IBB	HBP	BLK	WP	HR	S	P	ERA	WHIP										
41 Philip Humber, R (1, 1) ERA: 3.86	6.0	L	28	8	7	7	4	2	0	0	0	0	2	67	10	10.50	1.667										
43 Addison Reed, R (7, 1) ERA: 3.69	1.0		6	3	2	2	2	0	0	0	0	0	1	13	20	18.00	3.000										
52 Josh Kinney, R (8, 1) ERA: 6.62	1.0		6	1	2	2	1	2	0	1	0	0	0	9	21	18.00	3.000										

AB	35
R	11
H	12
RBI	11
BB	4
SO	7
LOB	15










Batter	1	2	3	4	5	6	7	8	9	AB	R	H	RBI	BB	SO	LOB	TOP					
2 Denard Span, L (1, 8) OBP: 0.326, SLG: 0.336	L7		K		P4		1B		G4-3	5	0	1	0	0	1	1	<b>Minnesota Twins @ Cleveland Indians</b> Progressive Field, Cleveland, OH Sat Sep 24 2011, 1:07 PM - 3:48 PM EDT Att: 26,197 - Partly Cloudy - 65 F					
11 Ben Revere, L (1, 7) OBP: 0.312, SLG: 0.304	2B		2B		FC4-6 5 WP		L7			4	0	2	0	0	0	3						
5 Michael Cuddyer, R (1, 10) OBP: 0.346, SLG: 0.454	P4		K		K		K			4	0	0	0	0	3	5						
27 Chris Parmelee, L (1, 3) OBP: 0.439, SLG: 0.586	K		K		K		K			4	0	0	0	0	4	3						
22 Danny Valencia, R (1, 5) OBP: 0.296, SLG: 0.387	L8		24 1B 38 WP		24 2B		K		K	4	2	2	0	0	1	0						
24 Trevor Plouffe, R (1, 6) OBP: 0.307, SLG: 0.391	1B		38 WP		1B		2B		K2-3	4	0	3	1	0	1	0						
38 Luke Hughes, R (1, 4) OBP: 0.292, SLG: 0.343	F7		G5-3		L7		G6-3			4	0	0	0	0	0	3						
63 Joe Benson, R (1, 9) OBP: 0.246, SLG: 0.356	F8		K		K		K		K	4	0	0	0	0	3	3						
32 René Rivera, R (1, 2) OBP: 0.216, SLG: 0.208	G6-3		G6-3		G6-3		P5			2	0	1	0	0	0	0						
20 Matt Tolbert, S (9, PH) OBP: 0.248, SLG: 0.265					11 FC4-6 1B		2 1B HBP			1	0	0	0	0	0	0						
<b>Inning Stats</b>	R: 0 H: 1 E: 0 K: 1 S: 10	H: 1 LOB: 1 BB: 0 P: 15	R: 0 H: 1 E: 0 K: 0 S: 10	H: 1 LOB: 1 BB: 0 P: 15	R: 0 H: 1 E: 0 K: 2 S: 9	H: 1 LOB: 1 BB: 0 P: 12	R: 1 H: 2 E: 0 K: 2 S: 16	H: 2 LOB: 1 BB: 0 P: 24	R: 0 H: 1 E: 0 K: 1 S: 11	H: 1 LOB: 1 BB: 0 P: 19	R: 1 H: 2 E: 0 K: 2 S: 14	H: 2 LOB: 1 BB: 0 P: 20	R: 0 H: 1 E: 0 K: 2 S: 9	H: 1 LOB: 2 BB: 0 P: 17	R: 0 H: 0 E: 0 K: 2 S: 10	H: 0 LOB: 0 BB: 0 P: 16	R: 0 H: 0 E: 0 K: 1 S: 7	H: 0 LOB: 0 BB: 0 P: 11	1B: 6 2B: 3 3B: 0 HR: 0	SF: 0 SAC: 0 DP: 0 HBP: 1	WP: 2 PB: 2 SB: 0 CS: 0	PA: 37
<b>PITCHER</b>	IP WLS BF H R ER SO BB IBB HBP BLK WP HR S P ERA WHIP	5.2 1 25 8 2 2 7 0 0 0 0 2 0 67 101 3.18 1.412	1.1 W 6 1 0 0 3 0 0 1 0 0 0 12 21 0.00 0.750	2.0 6 0 0 0 3 0 0 0 0 0 0 0 17 27 0.00 0.000	<b>PITCHER</b>										IP WLS BF H R ER SO BB IBB HBP BLK WP HR S P ERA WHIP							
31 David Huff, L (1, 1) ERA: 4.09											5.2 1 25 8 2 2 7 0 0 0 0 2 0 67 101 3.18 1.412											
44 Zach Putnam, R (6, 1) ERA: 6.35											1.1 W 6 1 0 0 3 0 0 1 0 0 0 12 21 0.00 0.750											
56 Frank Herrmann, R (8, 1) ERA: 5.11											2.0 6 0 0 0 3 0 0 0 0 0 0 0 17 27 0.00 0.000											

Batter	1	2	3	4	5	6	7	8	9	AB	R	H	RBI	BB	SO	LOB	BOTTOM				
16 Jason Donald, R (1, 6) OBP: 0.348, SLG: 0.398	G4-3		G5-3		K		22 1B			4	0	1	0	0	1	0	<b>Minnesota Twins @ Cleveland Indians</b> Progressive Field, Cleveland, OH Sat Sep 24 2011, 1:07 PM - 3:48 PM EDT Att: 26,197 - Partly Cloudy - 65 F				
22 Jason Kipnis, L (1, 4) OBP: 0.356, SLG: 0.563	48 1B 47 2B		P6				1B			3	2	2	2	1	0	0					
41 Carlos Santana, S (1, 2) OBP: 0.350, SLG: 0.458	L9		P4				G3			3	1	0	0	1	0	3					
48 Travis Hafner, L (1, 10) OBP: 0.362, SLG: 0.452	47 2B		P4		F9		G3			3	2	1	0	0	0	0					
47 Shelley Duncan, R (1, 7) OBP: 0.325, SLG: 0.478	1B		P6		G5-3		SF7		K	3	0	1	3	0	1	0					
7 Matt LaPorta, R (1, 3) OBP: 0.296, SLG: 0.413	2B		P4		BB		K		K	3	1	1	1	1	2	1					
9 Jack Hannahan, L (1, 5) OBP: 0.330, SLG: 0.382	K		F8		F8		16 1B 22 1B		G4-6-3 1B	4	1	2	1	0	1	1					
4 Trevor Crowe, S (1, 8) ERA: 5.23	K		K		G1-3		16 1B 22 1B		G4-6-3	0	0	0	0	0	0	0					
1 Kosuke Fukudome, L (2, 9) OBP: 0.346, SLG: 0.376	K		K		G1-3		16 1B 22 1B		G4-6-3	4	1	1	1	0	1	1					
12 Ezequiel Carrera, L (1, 9) OBP: 0.310, SLG: 0.311	G4-3		G4-3		F8		F8		F8	4	0	0	0	0	1	2					
<b>Inning Stats</b>	R: 2 H: 3 E: 0 K: 1 S: 15	H: 3 LOB: 1 BB: 0 P: 25	R: 0 H: 0 E: 0 K: 2 S: 12	H: 0 LOB: 0 BB: 0 P: 16	R: 0 H: 0 E: 0 K: 0 S: 6	H: 0 LOB: 0 BB: 0 P: 10	R: 0 H: 0 E: 0 K: 0 S: 10	H: 0 LOB: 1 BB: 1 P: 18	R: 0 H: 0 E: 0 K: 1 S: 7	H: 0 LOB: 0 BB: 0 P: 11	R: 6 H: 5 E: 0 K: 1 S: 19	H: 5 LOB: 2 BB: 2 P: 37	R: 0 H: 0 E: 0 K: 2 S: 13	H: 0 LOB: 0 BB: 0 P: 15	R: 0 H: 1 E: 0 K: 0 S: 7	H: 1 LOB: 0 BB: 0 P: 11	1B: 7 2B: 2 3B: 0 HR: 0	SF: 1 SAC: 0 DP: 1 HBP: 1	WP: 0 PB: 0 SB: 0 CS: 0	PA: 36	
<b>PITCHER</b>	IP WLS BF H R ER SO BB IBB HBP BLK WP HR S P ERA WHIP	5.0 L 6 2 5 5 0 1 0 0 0 0 0 10 25 135.00 12.000	0.1 6 2 5 5 0 0 0 0 0 0 0 0 9 12 13.50 4.500	2.0 6 1 0 0 2 0 0 0 0 0 0 0 20 26 0.00 0.500	<b>PITCHER</b>										IP WLS BF H R ER SO BB IBB HBP BLK WP HR S P ERA WHIP						
52 Brian Duensing, L (1, 1) ERA: 5.23											5.0 L 6 2 5 5 0 1 0 0 0 0 0 10 25 135.00 12.000										
47 Francisco Lirio, L (6, 1) ERA: 5.09											0.1 6 2 5 5 0 0 0 0 0 0 0 0 9 12 13.50 4.500										
37 Jim Hoey, R (6, 1) ERA: 5.64											2.0 6 1 0 0 2 0 0 0 0 0 0 0 20 26 0.00 0.500										
30 Scott Baker, R (7, 1) ERA: 3.14											2.0 6 1 0 0 2 0 0 0 0 0 0 0 20 26 0.00 0.500										

livebaseballscores.com






Batter	1	2	3	4	5	6	7	8	9	AB	R	H	RBI	BB	SO	LOB	TOP			
11 Ben Revere, L (1, 8) OBP: 0.315, SLG: 0.310	G6-3	FC6-5		G5-4-3					G4-3	5	0	3	1	0	0	0	<b>Minnesota Twins @ Cleveland Indians</b> Progressive Field, Cleveland, OH Sat Sep 24 2011, 7:08 PM - 10:07 PM EDT Att: 30,748 - Partly Cloudy - 64 F			
24 Trevor Plouffe, R (1, 6) OBP: 0.306, SLG: 0.387	SF8	FC6-5		G5-4-3		SF7			K	3	1	0	1	1	1	3				
5 Michael Cuddyer, L (1, 10) OBP: 0.347, SLG: 0.455		P4			G6-3	G5-3				5	0	2	0	0	0	2				
63 Joe Benson, R (9, PR) OBP: 0.246, SLG: 0.356										0	0	0	0	0	0	0				
27 Chris Parmelee, L (1, 3) OBP: 0.423, SLG: 0.548				P5					F8	4	0	0	0	1	1					
22 Danny Valencia, R (1, 5) OBP: 0.296, SLG: 0.387	SF8			G3-1					G4-3	3	0	1	1	0	0	0				
23 Rene Tosoni, L (1, 9) OBP: 0.287, SLG: 0.306	G4-3					F7			F8	4	0	1	0	0	0	2				
26 Brian Dinkelman, L (1, 7)			F9-2-6-2						P3	3	2	1	0	1	0	2				
20 Matt Tolbert, S (1, 4) OBP: 0.252, SLG: 0.266		F8								3	1	1	0	1	1	1				
32 René Rivera, R (8, 2) OBP: 0.216, SLG: 0.208										0	0	0	0	0	0	0				
41 Drew Butera, R (1, 2) OBP: 0.202, SLG: 0.236										3	2	2	3	0	0	1				
38 Luke Hughes, R (8, PH) OBP: 0.291, SLG: 0.342										1	0	0	0	0	1	0				
<b>Inning Stats</b>	R: 1 E: 0 K: 0 S: 10	H: 1 LOB: 2 BB: 2 P: 21	R: 2 E: 0 K: 0 S: 15	H: 3 LOB: 1 BB: 0 P: 24	R: 0 E: 0 K: 0 S: 7	H: 2 LOB: 1 BB: 0 P: 11	R: 0 E: 0 K: 0 S: 7	H: 1 LOB: 1 BB: 1 P: 13	R: 0 E: 0 K: 1 S: 13	H: 0 LOB: 0 BB: 0 P: 16	R: 3 E: 0 K: 0 S: 21	H: 3 LOB: 1 BB: 1 P: 33	R: 0 E: 0 K: 2 S: 9	H: 0 LOB: 0 BB: 0 P: 14	R: 0 E: 0 K: 1 S: 7	H: 1 LOB: 1 BB: 0 P: 8	1B: 6 2B: 5 3B: 1 HR: 0	SF: 2 SAC: 0 DP: 2 HBP: 0	WP: 0 PB: 0 SB: 1 CS: 0	PA: 40
<b>PITCHER</b>	IP WLS BF H R ER SO BB IBB HBP BLK WP HR S P ERA WHIP																			
51 Mitch Talbot, R (1, 1) ERA: 6.64	5.1		27	9	6	6	1	4	0	0	0	0	0	0	0	64	106	10.12	2.438	
45 Josh Judy, R (6, 1) ERA: 4.85	0.2	H	3	1	0	0	0	0	0	0	0	0	0	0	9	12	0.00	1.500		
50 Nick Hagadone, L (7, 1) ERA: 4.82	1.0	W	3	0	0	0	0	0	0	0	0	0	0	7	12	0.00	0.000			
49 Tony Sipp, L (8, 1) ERA: 2.79	1.0	H	3	0	0	0	2	0	0	0	0	0	0	9	14	0.00	0.000			
54 Chris Perez, R (9, 1) ERA: 3.32	1.0	S	4	1	0	0	1	0	0	0	0	0	0	7	8	0.00	1.000			
<b>Batter</b>	<b>1</b>	<b>2</b>	<b>3</b>	<b>4</b>	<b>5</b>	<b>6</b>	<b>7</b>	<b>8</b>	<b>9</b>	<b>AB</b>	<b>R</b>	<b>H</b>	<b>RBI</b>	<b>BB</b>	<b>SO</b>	<b>LOB</b>	<b>BOTTOM</b>			
1 Kosuke Fukudome, L (1, 9) OBP: 0.345, SLG: 0.375	F8		F8							4	0	0	0	1	2	3	<b>Minnesota Twins @ Cleveland Indians</b> Progressive Field, Cleveland, OH Sat Sep 24 2011, 7:08 PM - 10:07 PM EDT Att: 30,748 - Partly Cloudy - 64 F			
13 Adrián Cabrera, S (1, 6) OBP: 0.333, SLG: 0.463	F8		F8							3	0	0	0	0	0	2				
16 Jason Donald, R (7, 6) OBP: 0.351, SLG: 0.400	F8		F8							2	1	1	0	0	1	1				
41 Carlos Santana, S (1, 3) OBP: 0.351, SLG: 0.460	G5-3		F8							4	2	2	0	0	0	2				
25 Jim Thome, L (1, 10) OBP: 0.355, SLG: 0.473		F7		P2						3	1	0	0	1	1	2				
47 Shelley Duncan, R (1, 7) OBP: 0.328, SLG: 0.483		F7		G5-3						4	1	2	3	0	0	0				
8 Lonnie Chisenhall, L (1, 5) OBP: 0.298, SLG: 0.425										2	1	2	1	2	0	0				
6 Lou Marson, R (1, 2) OBP: 0.305, SLG: 0.305		L7		FC5-4						4	1	1	1	0	0	4				
46 Cord Phelps, S (1, 4) OBP: 0.234, SLG: 0.232										4	0	1	1	0	0	1				
12 Ezequiel Carrera, L (1, 8) OBP: 0.314, SLG: 0.316										4	0	2	1	0	1	0				
<b>Inning Stats</b>	R: 0 E: 0 K: 0 S: 10	H: 0 LOB: 0 BB: 0 P: 12	R: 0 E: 0 K: 0 S: 9	H: 0 LOB: 1 BB: 1 P: 18	R: 0 E: 0 K: 0 S: 11	H: 2 LOB: 2 BB: 0 P: 15	R: 0 E: 0 K: 0 S: 7	H: 1 LOB: 1 BB: 0 P: 11	R: 0 E: 0 K: 1 S: 8	H: 0 LOB: 0 BB: 0 P: 10	R: 5 E: 0 K: 1 S: 27	H: 5 LOB: 1 BB: 1 P: 41	R: 2 E: 0 K: 1 S: 16	H: 3 LOB: 1 BB: 1 P: 31	R: 0 E: 0 K: 2 S: 9	H: 0 LOB: 1 BB: 1 P: 14	1B: 8 2B: 4 3B: 0 HR: 0	SF: 0 SAC: 0 DP: 1 HBP: 0	WP: 1 PB: 0 SB: 0 CS: 0	PA: 38
<b>PITCHER</b>	IP WLS BF H R ER SO BB IBB HBP BLK WP HR S P ERA WHIP																			
58 Scott Diamond, L (1, 1) ERA: 5.08	5.1		24	6	4	4	1	2	0	0	0	0	0	0	62	90	6.75	1.500		
31 Alex Burnett, R (6, 1) ERA: 5.51	0.1	H	3	2	1	1	0	0	0	0	0	0	0	7	11	27.00	6.000			
50 Jose Mijares, L (6, 1) ERA: 4.59	0.2	L	4	2	2	2	2	0	0	0	0	0	0	13	23	27.00	3.000			
55 Matt Capps, R (7, 1) ERA: 4.29	0.2	B	3	1	0	0	0	0	1	0	0	0	0	6	14	0.00	1.500			
57 Kyle Waldrop, R (8, 1) ERA: 6.3	1.0		4	0	0	0	2	1	0	0	0	0	0	9	14	0.00	1.000			







Batter	1	2	3	4	5	6	7	8	9	AB	R	H	RBI	BB	SO	LOB	TOP			
1 Kosuke Fukudome, L (1, 9) OBP: 0.344, SLG: 0.374 32 Jerad Head, R (9, PH) OBP: 0.160, SLG: 0.167										3	0	0	0	0	0	0	<b>Cleveland Indians @ Detroit Tigers</b> Comerica Park, Detroit, MI Mon Sep 26 2011, 7:06 PM - 9:45 PM EDT Att: 29,886 - Partly Cloudy - 66 F			
22 Jason Kipnis, L (1, 4) OBP: 0.343, SLG: 0.532 46 Cord Phelps, S (9, PH) OBP: 0.231, SLG: 0.229										3	0	0	0	0	2	0				
13 Asdrubal Cabrera, S (1, 6) OBP: 0.333, SLG: 0.462 2 Luis Valbuena, L (9, PH) OBP: 0.227, SLG: 0.279										3	0	1	0	0	1	0				
48 Travis Hafner, L (1, 10) OBP: 0.360, SLG: 0.445 16 Jason Donald, R (9, PH) OBP: 0.360, SLG: 0.493										3	0	0	0	0	1	1				
47 Shelley Duncan, R (1, 7) OBP: 0.328, SLG: 0.493										3	0	0	0	0	2	0				
8 Lonnie Chisenhall, L (1, 5) OBP: 0.281, SLG: 0.415										3	0	0	0	0	0	0				
7 Matt LaPorta, R (1, 3) OBP: 0.299, SLG: 0.415										3	0	2	0	0	0	0				
12 Ezequiel Carrera, L (1, 8) OBP: 0.303, SLG: 0.304										3	0	0	0	0	1	2				
6 Lou Marson, R (1, 2) OBP: 0.297, SLG: 0.296										3	0	0	0	0	2	1				
<b>Inning Stats</b>	R: 0 E: 0 K: 1 S: 9	H: 0 LOB: 0 BB: 0 P: 11	R: 0 E: 0 K: 1 S: 13	H: 0 LOB: 0 BB: 0 P: 17	R: 0 E: 0 K: 1 S: 8	H: 0 LOB: 0 BB: 0 P: 11	R: 0 E: 0 K: 0 S: 10	H: 1 LOB: 1 BB: 0 P: 15	R: 0 E: 0 K: 2 S: 9	H: 0 LOB: 0 BB: 0 P: 10	R: 0 E: 0 K: 3 S: 13	H: 0 LOB: 0 BB: 0 P: 15	R: 0 E: 1 K: 1 S: 11	H: 1 LOB: 1 BB: 0 P: 16	R: 0 E: 0 K: 0 S: 16	H: 1 LOB: 1 BB: 0 P: 22		1B: 4 2B: 0 3B: 0 HR: 0	SF: 0 SAC: 0 DP: 0 HBP: 0	WP: 0 PB: 0 SB: 0 CS: 0
<b>PITCHER</b>	IP	WLS	BF	H	R	ER	SO	BB	IBB	HBP	BLK	WP	HR	S	P	ERA	WHIP			
58 Doug Fister, R (1, 1) ERA: 2.83	8.0	W	27	3	0	0	9	0	0	0	0	0	0	81	109	0.00	0.375			
64 Duane Below, L (9, 1) ERA: 4.34	1.0		4	1	0	0	0	0	0	0	0	0	0	16	22	0.00	1.000			

Batter	1	2	3	4	5	6	7	8	9	AB	R	H	RBI	BB	SO	LOB	BOTTOM			
28 Will Rhymes, L (1, 4) OBP: 0.323, SLG: 0.271										6	2	2	0	0	0	2	<b>Cleveland Indians @ Detroit Tigers</b> Comerica Park, Detroit, MI Mon Sep 26 2011, 7:06 PM - 9:45 PM EDT Att: 29,886 - Partly Cloudy - 66 F			
32 Don Kelly, L (1, 5) OBP: 0.285, SLG: 0.382										4	2	2	1	0	0	1				
21 Delmon Young, R (1, 7) OBP: 0.300, SLG: 0.384										4	2	2	3	0	1	1				
24 Miguel Cabrera, R (1, 3) OBP: 0.448, SLG: 0.579 29 Danny Worth, R (8, PR) OBP: 0.308, SLG: 0.324										5	1	3	1	0	0	3				
41 Victor Martinez, S (1, 10) OBP: 0.374, SLG: 0.463 15 Brandon Inge, R (8, PR) OBP: 0.266, SLG: 0.284										0	1	0	0	0	0	0				
13 Alex Avila, L (1, 2) OBP: 0.391, SLG: 0.512 18 Omar Santos, R (8, PH) OBP: 0.227, SLG: 0.227										4	1	2	1	1	0	1				
25 Ryan Raburn, R (1, 9) OBP: 0.295, SLG: 0.430										0	1	0	0	0	0	0				
39 Ramon Santiago, S (1, 6) OBP: 0.313, SLG: 0.390										3	1	2	3	1	0	0				
12 Andy Dirks, L (1, 8) OBP: 0.297, SLG: 0.408										1	0	0	0	0	1	3				
<b>Inning Stats</b>	R: 0 E: 0 K: 1 S: 7	H: 0 LOB: 0 BB: 0 P: 10	R: 1 E: 0 K: 0 S: 11	H: 2 LOB: 1 BB: 1 P: 17	R: 3 E: 0 K: 1 S: 14	H: 4 LOB: 2 BB: 1 P: 27	R: 0 E: 0 K: 0 S: 9	H: 0 LOB: 0 BB: 0 P: 14	R: 2 E: 0 K: 1 S: 15	H: 3 LOB: 2 BB: 1 P: 26	R: 0 E: 0 K: 1 S: 7	H: 0 LOB: 2 BB: 0 P: 12	R: 0 E: 0 K: 1 S: 9	H: 0 LOB: 0 BB: 0 P: 11	R: 8 E: 0 K: 2 S: 26	H: 9 LOB: 2 BB: 0 P: 41		1B: 11 2B: 5 3B: 1 HR: 1	SF: 0 SAC: 0 DP: 1 HBP: 2	WP: 1 PB: 0 SB: 0 CS: 0
<b>PITCHER</b>	IP	WLS	BF	H	R	ER	SO	BB	IBB	HBP	BLK	WP	HR	S	P	ERA	WHIP			
30 Ubaldo Jiménez, R (1, 1) ERA: 4.68	5.0	L	26	9	6	6	3	3	0	0	0	0	0	56	94	10.80	2.400			
77 Corey Kluber, R (6, 1) ERA: 8.31	2.0		12	4	4	4	2	0	0	2	0	1	0	24	35	18.00	2.000			
45 Josh Judy, R (8, 1) ERA: 7.07	1.0		8	5	4	4	2	0	0	0	0	0	1	18	29	36.00	5.000			







Batter	1	2	3	4	5	6	7	8	9	AB	R	H	RBI	BB	SO	LOB	TOP				
1 Kosuke Fukudome, L (1, 9) OBP: 0.342, SLG: 0.370 25 Jim Thome, L (9, PH) OBP: 0.361, SLG: 0.477										3	0	0	0	2	1		<b>Cleveland Indians @ Detroit Tigers</b> Comerica Park, Detroit, MI Wed Sep 28 2011, 7:07 PM - 9:58 PM EDT Att: 31,645 - Cloudy - 58 F				
22 Jason Kipnis, L (1, 4) OBP: 0.335, SLG: 0.507										5	0	1	0	0	0	3					
13 Adrúbal Cabrera, S (1, 6) OBP: 0.332, SLG: 0.460											5	1	1	0	0	2		1			
48 Travis Hafner, L (1, 10) OBP: 0.361, SLG: 0.449 46 Cord Phelps, S (8, PR) OBP: 0.241, SLG: 0.254										4	1	2	0	0	1	0					
41 Carlos Santana, S (1, 2) OBP: 0.351, SLG: 0.457										2	0	0	0	2	0	0					
47 Shelley Duncan, R (1, 7) OBP: 0.234, SLG: 0.484										3	0	0	0	1	0	3					
9 Jack Hannahan, L (1, 5) OBP: 0.331, SLG: 0.388										3	0	2	2	0	0	0					
7 Matt LaPorta, R (1, 3) OBP: 0.299, SLG: 0.412										3	1	0	1	1	0	5					
12 Ezequiel Carrera, L (1, 8) OBP: 0.301, SLG: 0.312										4	0	1	1	0	1	4					
<b>Inning Stats</b>	R: 0 E: 0 K: 2 S: 9	H: 0 LOB: 0 BB: 0 P: 14	R: 0 E: 0 K: 0 S: 10	H: 0 LOB: 0 BB: 0 P: 15	R: 1 E: 0 K: 1 S: 11	H: 1 LOB: 1 BB: 1 P: 20	R: 2 E: 1 K: 0 S: 16	H: 3 LOB: 2 BB: 1 P: 22	R: 0 E: 0 K: 1 S: 8	H: 0 LOB: 0 BB: 0 P: 12	R: 0 E: 0 K: 1 S: 9	H: 1 LOB: 2 BB: 0 P: 16	R: 1 E: 0 K: 0 S: 11	H: 1 LOB: 2 BB: 2 P: 22	R: 0 E: 0 K: 2 S: 13	H: 1 LOB: 1 BB: 0 P: 19		1B: 4 2B: 2 3B: 1 HR: 0	SF: 1 SAC: 0 DP: 1 HBP: 1	WP: 0 PA: 39 PB: 0 SB: 1 CS: 0	
<b>PITCHER</b>	IP WLS BF H R ER SO BB IBB HBP BLK WP HR S P ERA WHIP	6.0 25 5 3 3 4 2 0 0 0 0 0 63 98 4.50 1.167	1.0 4 0 0 0 1 0 0 0 1 0 0 8 13 0.00 0.000	1.0 W 6 1 1 1 0 2 0 0 0 0 0 0 11 22 9.00 3.000	1.0 S 4 1 0 0 2 0 0 0 0 0 0 0 13 19 0.00 1.000	<b>PITCHER</b>															
21 Rick Porcello, R (1, 1) ERA: 4.75																					
62 Al Alburquerque, R (7, 1) ERA: 1.87																					
45 Ryan Perry, R (8, 1) ERA: 5.35																					
46 Jose Valverde, R (9, 1) ERA: 2.24																					
<b>Batter</b>	<b>1</b>	<b>2</b>	<b>3</b>	<b>4</b>	<b>5</b>	<b>6</b>	<b>7</b>	<b>8</b>	<b>9</b>	<b>AB</b>	<b>R</b>	<b>H</b>	<b>RBI</b>	<b>BB</b>	<b>SO</b>	<b>LOB</b>	<b>BOTTOM</b>				
14 Austin Jackson, R (1, 8) OBP: 0.317, SLG: 0.374										5	0	1	0	0	3	2		<b>Cleveland Indians @ Detroit Tigers</b> Comerica Park, Detroit, MI Wed Sep 28 2011, 7:07 PM - 9:58 PM EDT Att: 31,645 - Cloudy - 58 F			
20 Wilson Betemit, S (1, 5) OBP: 0.343, SLG: 0.452 29 Danny Worth, R (7, PR) OBP: 0.308, SLG: 0.324										3	0	2	0	1	1	0					
21 Delmon Young, R (1, 7) OBP: 0.302, SLG: 0.393									4	1	1	0	0	1	4						
24 Miguel Cabrera, R (1, 3) OBP: 0.448, SLG: 0.586									4	1	2	0	0	2							
41 Victor Martinez, S (1, 10) OBP: 0.380, SLG: 0.470 12 Andy Dirks, L (7, PH) OBP: 0.296, SLG: 0.406									3	1	3	1	0	0	0						
13 Alex Avila, L (1, 2) OBP: 0.389, SLG: 0.506										4	0	1	1	0	4						
27 Jhonny Peralta, R (1, 6) OBP: 0.345, SLG: 0.478											3	1	1	2	0	2					
32 Don Kelly, L (1, 9) OBP: 0.291, SLG: 0.381									3	0	1	0	1	2	1						
39 Ramon Santiago, S (1, 4) OBP: 0.311, SLG: 0.384										3	0	0	1	0	1						
<b>Inning Stats</b>	R: 0 E: 0 K: 1 S: 8	H: 1 LOB: 1 BB: 0 P: 8	R: 0 E: 0 K: 1 S: 16	H: 1 LOB: 0 BB: 0 P: 27	R: 0 E: 0 K: 2 S: 8	H: 0 LOB: 0 BB: 0 P: 12	R: 1 E: 1 K: 0 S: 12	H: 2 LOB: 1 BB: 0 P: 17	R: 0 E: 0 K: 0 S: 7	H: 2 LOB: 2 BB: 1 P: 12	R: 2 E: 0 K: 0 S: 15	H: 3 LOB: 2 BB: 2 P: 24	R: 1 E: 0 K: 1 S: 7	H: 2 LOB: 0 BB: 0 P: 13	R: 1 E: 0 K: 2 S: 9	H: 1 LOB: 0 BB: 0 P: 12	1B: 8 2B: 2 3B: 1 HR: 1		SF: 1 SAC: 0 DP: 1 HBP: 0	WP: 1 PA: 37 PB: 0 SB: 0 CS: 0	
<b>PITCHER</b>	IP WLS BF H R ER SO BB IBB HBP BLK WP HR S P ERA WHIP	5.0 21 6 1 0 4 1 0 0 0 0 0 15 24 18.00 5.000	1.0 B 7 3 2 2 0 2 0 0 0 0 0 0 15 24 18.00 5.000	0.2 4 2 1 1 1 0 0 0 0 0 1 6 10 13.50 3.000	0.1 1 0 0 0 0 0 0 0 0 0 0 1 3 0.00 0.000	1.0 L 4 1 1 1 2 0 0 0 0 0 0 1 9 12 9.00 1.000	<b>PITCHER</b>														
34 Zach McAllister, R (1, 1) ERA: 6.11																					
36 Joe Smith, R (6, 1) ERA: 2.01																					
44 Zach Putnam, R (7, 1) ERA: 6.14																					
53 Rafael Perez, L (7, 1) ERA: 3.0																					
52 Vinnie Pestano, R (8, 1) ERA: 2.32																					