Cleveland Indians - 2013

Cincinnati Reds @ Cleveland Indians

Goodyear Ballpark, Goodyear, AZ

Fri Feb 22 2013, 3:08 PM - 6:32 PM EST

Att. 3,188 - Sunny - 60 F

TOP

livebaseballscorecards.com

Batter	1	2	3	4	5	6	7	8	9	AB	R	H	RBI	BB	SO	LOB
17 Shin-Soo Choo, L (1, 8)	BBBB 4-0 4 1B 19 1B BB	x 0-0 ① F7		x 0-0 ① G6-3	x 0-0 ③ G4-3			x 0-0 ② G6-3		2	1	0	0	1	0	0
23 Denis Phipps, R (4, 8)										2	0	0	0	0	0	0
4 Brandon Phillips, R (1, 4) OBP: 0.333, SLG: 0.333	x SSS 0-0 19 1B 48 PB 1-2 1B	0-3 ② K		x 0-0 ② G5-3		x 0-0 69 G4-6-3 1B		x 0-0 ③ G5-3		3	1	1	0	0	1	0
16 Jason Donald, R (4, 4) OBP: 0.500, SLG: 0.500										2	0	1	0	0	0	0
19 Joey Votto, L (1, 3) OBP: 0.667, SLG: 0.667	x 0-0 32 G3 48 PB 21 FC6-5 1-3 2-H 1B	x 0-0 48 1B 1B		x 0-0 ③ F7		x 0-0 ①② G4-6-3 1-2f			x 0-0 ① G6-3	3	1	2	1	0	0	0
69 Neftali Soto, R (4, 3)										2	0	0	0	0	0	1
48 Ryan Ludwick, R (1, 7) OBP: 1.000, SLG: 1.000	BBBB 4-0 21 FC6-5 32 G3 1-2 3-H BB	x 0-0 1-2 1B			x 0-0 26 1B 9 G6-3 1B	CCC 0-3 ③ K			x 0-0 ② P6	1	0	1	0	1	0	0
28 Chris Heisey, R (4, 7) OBP: 0.333, SLG: 0.333										3	1	1	0	0	1	0
(7, 9)																
32 Jay Bruce, L (1, 9)	x 0-0 ① G3 1-2 2-3	x 0-0 ③ F8			x 0-0 9 G6-3 3 1B 1-3 1B		x 0-0 ① G4-3		x 0-0 ③ G3	2	0	0	0	0	0	4
26 Xavier Paul, L (4, 9) OBP: 0.333, SLG: 0.333										3	1	1	0	0	0	0
(7, 7)																
21 Todd Frazier, R (1, 5)	x 0-0 ② FC6-5 2 2B 29 2B 2-3 3-H		x 0-0 ① F7		x 0-0 ① G6-3 1-2 3-H		x 0-0 1B			2	1	0	1	0	0	1
9 Jack Hannahan, L (4, 5) OBP: 0.500, SLG: 0.500										2	0	1	1	0	0	1
2 Zack Cozart, R (1, 6) OBP: 0.500, SLG: 1.000	x 0-0 29 2B 1-3 2B		x 0-0 ② P6		x 0-0 39 HR 2-H 1B		x 0-0 ② P5			2	1	1	0	0	0	0
3 Cesar Izturis, S (4, 6) OBP: 0.500, SLG: 0.500										2	1	1	1	0	0	1
29 Ryan Hanigan, R (1, 2) OBP: 0.500, SLG: 1.000	x 0-0 2-H 3-H 2B		x 0-0 ③ F9		x 0-0 1-H HR		CCC 0-3 ③ K			2	0	1	2	0	0	0
39 Devin Mesoraco, R (4, 2) OBP: 1.000, SLG: 4.000										1	1	1	2	0	0	0
37 Corky Miller, R (7, PH)										1	0	0	0	0	1	1
(7, 2)																
30 Miguel Olivo, R (1, 10) OBP: 0.500, SLG: 2.000	x 0-0 ③ P3			CCx 0-2 HR	x 0-0 ② G3			x 0-0 ① F8		2	1	1	1	0	0	1
78 Emmanuel Burriss, S (5, PH)										2	0	0	0	0	0	0
(5, 10)																

AB	39
R	10
H	13
RBI	9
BB	2
SO	3
LOB	10

Inning Stats	1	2	3	4	5	6	7	8	9
	R: 5 E: 0 K: 0 S: 7	H: 4 LOB: 1 BB: 2 P: 15	R: 0 E: 0 K: 1 S: 7	H: 2 LOB: 2 BB: 0 P: 7	R: 0 E: 0 K: 0 S: 3	H: 0 LOB: 0 BB: 0 P: 3	R: 1 E: 0 K: 0 S: 6	H: 1 LOB: 0 BB: 0 P: 6	R: 4 E: 0 K: 0 S: 7	H: 4 LOB: 0 BB: 0 P: 7
	R: 0 E: 0 K: 1 S: 5	H: 1 LOB: 0 BB: 0 P: 5	R: 0 E: 0 K: 1 S: 6	H: 1 LOB: 1 BB: 0 P: 6	R: 0 E: 0 K: 0 S: 3	H: 0 LOB: 0 BB: 0 P: 3	R: 0 E: 0 K: 0 S: 3	H: 0 LOB: 0 BB: 0 P: 3	1B: 9 2B: 2 3B: 0 HR: 2	SF: 0 SAC: 0 DP: 1 HBP: 0
									WP: 0 PB: 1 SB: 0 CS: 0	PA: 41

PITCHER		IP	WLS	BF	H	R	ER	SO	BB	IBB	HBP	BLK	WP	HR	S	P	ERA	WHIP
76 Giovanni Soto, L	(1, 1)	0.2		7	3	5	5	0	2	0	0	0	0	0	5	13	67.50	7.500
ERA: 67.5																		
57 Fernando Nieve, R	(1, 1)	1.1		7	3	0	0	1	0	0	0	0	0	0	9	9	0.00	2.250
ERA:																		
52 Vinnie Pestano, R	(3, 1)	1.0		3	0	0	0	0	0	0	0	0	0	0	3	3	0.00	0.000
ERA:																		
58 Joe Martinez, R	(4, 1)	2.0	B	11	5	5	5	0	0	0	0	0	0	2	13	13	22.50	2.500
ERA: 22.5																		
53 Rich Hill, L	(6, 1)	1.0		3	1	0	0	1	0	0	0	0	0	0	5	5	0.00	1.000
ERA:																		

PITCHER		IP	WLS	BF	H	R	ER	SO	BB	IBB	HBP	BLK	WP	HR	S	P	ERA	WHIP
78 Matt Langwell, R	(7, 1)	2.0		7	1	0	0	1	0	0	0	0	0	0	9	9	0.00	0.500
ERA:																		
56 Frank Herrmann, R	(9, 1)	1.0	W	3	0	0	0	0	0	0	0	0	0	0	3	3	0.00	0.000
ERA:																		

Cincinnati Reds @ Cleveland Indians

Goodyear Ballpark, Goodyear, AZ

Fri Feb 22 2013, 3:08 PM - 6:32 PM EST

Att. 3,188 - Sunny - 60 F

livebaseballscorecards.com

BOTTOM

Batter	1	2	3	4	5	6	7	8	9	AB	R	H	RBI	BB	SO	LOB
24 Michael Bourn, L (1, 8)	F7	BBBB 4-0 13 FC3-6 1-2 2-3 BB		F7		BBBB 4-0 66 G3-6-1 1-2 BB		F5		1	0	0	0	1	0	0
1 Ezequiel Carrera, L (4, 8)										1	0	0	0	1	0	0
62 Cedric Hunter, L (7, 8)										1	0	0	0	0	0	2
13 Asdrúbal Cabrera, S (1, 6)	BBBB 4-0 33 S 33 1B BB	FC3-6 1-2f 2-3 3-H		46 G4-3 2B		G3-6-1 1-2f		G3 2-3		1	1	0	1	1	0	2
66 Juan Diaz, L (4, 6) OBP: 0.500, SLG: 1.000										2	0	1	0	0	0	2
82 Luis Hernandez, S (7, 6)										1	0	0	0	0	0	2
22 Jason Kipnis, L (1, 4)	SSS 0-3 K	SSS 0-3 K		G4-3 2-3			0-0 HR		BBBB 4-0 72 1B 74 WP 61 2B BB	2	0	0	0	0	2	3
46 Cord Phelps, S (4, 4)										1	0	0	0	0	0	1
9 Ryan Raburn, R (7, 4) OBP: 1.000, SLG: 4.000										1	2	1	1	1	0	0
33 Nick Swisher, S (1, 3) OBP: 0.500, SLG: 0.500	BX 1-0 23 2B 1-H 1B		G3-1	SSS 0-3 K			F8		BBBB 4-0 72 1B 61 2B 1-2 BB	2	1	1	1	0	0	0
71 Chris McGuiness, L (4, 3)										1	0	0	0	0	1	1
74 Jesús Aguilar, R (7, 3)										1	1	0	0	1	0	0
23 Michael Brantley, L (1, 7) OBP: 1.000, SLG: 2.000	0-0 41 1B 1-H 2B	0-0 41 BLK 41 1B 2B		G5-3			F8		0-0 61 2B 1-2 2-3 1B	2	2	2	1	0	0	0
10 Ben Francisco, R (4, 7)										1	0	0	0	0	0	0
72 Tim Fedroff, L (7, 7) OBP: 0.500, SLG: 0.500										2	1	1	0	0	0	0
41 Carlos Santana, S (1, 2) OBP: 1.000, SLG: 1.000	0-0 12 PO 2-H 1B	0-0 8 HR 2-H 1B		G5-3			F8		SSS 0-3 K	2	1	2	2	0	0	0
40 Yan Gomes, R (4, 2)										1	0	0	0	0	0	0
68 Omir Santos, R (7, 2)										2	0	0	0	0	1	3
12 Mark Reynolds, R (1, 10) OBP: 0.500, SLG: 0.500	1 SAFE 0-0 PO 1-2	0-0 24 BB 11 1B 13 FC3-6 1B	0-0 F9	P6				SSS 0-3 K	0-0 1-H 2-H 3-H 2B	2	1	1	0	0	0	1
25 Jason Giambi, L (5, PH)										1	0	0	0	0	0	0
(6, 10)																
61 Mike McDade, S (8, PH) OBP: 0.500, SLG: 1.000										2	0	1	3	0	1	0
(9, 10)																
8 Lonnie Chisenhall, L (1, 5) OBP: 0.500, SLG: 2.000	0-0 P3	BBBX 3-0 1-H HR				0-0 P5		0-0 82 WP 2B		2	1	1	2	0	0	1
4 Mike Aviles, R (4, 5)										1	0	0	0	0	0	0
65 Nate Spears, L (7, 5) OBP: 1.000, SLG: 2.000										1	0	1	0	0	0	0
11 Drew Stubbs, R (1, 9) OBP: 0.500, SLG: 0.500	0-0 13 FC3-6 24 BB 1-2 1B	0-0 L4				0-0 1 BB 1B		BBBB 4-0 BB		2	0	1	0	0	0	0
35 Jeremy Hermida, L (4, 9) OBP: 1.000, SLG: 1.000										1	0	1	0	0	0	0
83 Matt Carson, R (7, 9)										0	0	0	0	1	0	0

Inning Stats	1	2	3	4	5	6	7	8	9
	R: 3 E: 0 K: 1 S: 7 H: 3 LOB: 0 BB: 1 P: 12	R: 1 E: 0 K: 1 S: 7 H: 2 LOB: 2 BB: 1 P: 11	R: 3 E: 0 K: 0 S: 6 H: 3 LOB: 0 BB: 0 P: 9	R: 0 E: 0 K: 1 S: 6 H: 1 LOB: 1 BB: 0 P: 6	R: 0 E: 0 K: 0 S: 3 H: 0 LOB: 0 BB: 0 P: 3	R: 0 E: 0 K: 0 S: 3 H: 1 LOB: 1 BB: 1 P: 7	R: 1 E: 0 K: 0 S: 4 H: 1 LOB: 0 BB: 0 P: 4	R: 0 E: 0 K: 1 S: 6 H: 1 LOB: 2 BB: 1 P: 11	R: 3 E: 0 K: 1 S: 5 H: 2 LOB: 1 BB: 2 P: 13

AB	37
R	11
H	14
RBI	11
BB	6
SO	5
LOB	18

1B: 7 SF: 0 WP: 2 PA: 44
2B: 5 SAC: 0 PB: 0
3B: 0 DP: 1 SB: 1
HR: 2 HBP: 0 CS: 0

PITCHER		IP	WLS	BF	H	R	ER	SO	BB	IBB	HBP	BLK	WP	HR	S	P	ERA	WHIP
52 Tony Cingrani, L	(1, 1)	1.0		6	3	3	3	1	1	0	0	0	0	0	7	12	27.00	4.000
ERA: 27.0																		
75 Curtis Partch, R	(2, 1)	1.2	B	11	5	4	4	1	1	0	0	1	0	1	12	19	21.60	3.600
ERA: 21.6																		
56 Clay Hensley, R	(3, 1)	2.1		8	1	0	0	1	0	0	0	0	0	0	10	10	0.00	0.429
ERA:																		
65 Pedro Villarreal, R	(6, 1)	2.0	H	8	2	1	1	0	1	0	0	0	0	1	7	11	4.50	1.500
ERA: 4.5																		
73 Carlos Contreras, R	(8, 1)	1.1	L	9	2	3	3	2	3	0	0	0	2	0	10	23	20.25	3.750
ERA: 20.25																		

PITCHER		IP	WLS	BF	H	R	ER	SO	BB	IBB	HBP	BLK	WP	HR	S	P	ERA	WHIP
84 Drew Hayes, R	(9, 1)	0.0	B	1	1	0	0	0	0	0	0	0	0	0	1	1	∞	∞
ERA:																		

Cleveland Indians @ Cincinnati Reds

Goodyear Ballpark, Goodyear, AZ

Sat Feb 23 2013, 3:13 PM - 6:31 PM EST

Att. 4,309 - Sunny - 62 F

TOP

livebaseballscorecards.com

Batter	1	2	3	4	5	6	7	8	9	AB	R	H	RBI	BB	SO	LOB
24 Michael Bourn, L (1, 8)	G4-3	G6-3		P6	G5-3		66 2B 1B		F8	2	0	0	0	0	0	2
1 Ezequiel Carrera, L (4, PH) (4, 8)		1-2 2-3								2	0	0	0	0	0	1
62 Cedric Hunter, L (7, PH) (7, 8) OBP: 0.333, SLG: 0.333										2	1	1	0	0	0	0
13 Asdrúbal Cabrera, S (1, 6) OBP: 0.750, SLG: 0.667	12 CS 22 1B 1B	2-H 3-H 1B		74 BB 46 BB 61 SF9 1-2 1B		F7	9 HR 1-H 2B		9 HR 2B	2	1	2	2	0	0	0
4 Mike Aviles, R (4, PH) OBP: 0.333, SLG: 0.333 (4, 6)										2	1	1	0	0	0	0
66 Juan Diaz, L (7, PH) OBP: 0.750, SLG: 1.500 (7, 6)										2	2	2	1	0	0	0
22 Jason Kipnis, L (1, 4) OBP: 0.250, SLG: 0.250	1-2 1B	L7		61 SF9 74 BB 10 2B 1-2 2-3 BB		2-1 HR	1-0 2-H HR		1-2 2-H HR	2	0	1	0	0	0	1
46 Cord Phelps, S (4, PH) OBP: 0.667, SLG: 2.000 (4, 4)										1	2	1	1	1	0	0
9 Ryan Raburn, R (7, PH) OBP: 1.000, SLG: 4.000 (7, 4)										2	2	2	4	0	0	0
25 Jason Giambi, L (1, 10)	F8		23 1B BB	10 2B 1-2 2-3 3-H BB		61 G4-3 2B	1B		G1-3	1	0	0	0	1	0	2
74 Jesús Aguilar, R (4, PH) OBP: 0.800, SLG: 1.000 (4, 10)										2	0	2	1	1	0	0
90 Carlos Moncrief, L (9, PH) (9, 10)										1	0	0	0	0	0	0
12 Mark Reynolds, R (1, 3) OBP: 0.250, SLG: 0.250	1 SAFE	F7	K	SF9		G4-3	P2		G3	2	0	0	0	0	1	2
61 Mike McDade, S (4, PH) OBP: 0.250, SLG: 0.667 (4, 3)		1-1 2-H		2-3 3-H		2-3				1	0	0	1	0	0	1
71 Chris McGuiness, L (7, PH) (7, 3)										2	0	0	0	0	0	1
23 Michael Brantley, L (1, 7) OBP: 1.000, SLG: 1.750		8 1B 2B	8 FC1-6-4 1-2 1B	1-3 3-H 2B				F7		2	1	2	0	0	0	0
10 Ben Francisco, R (4, PH) OBP: 0.667, SLG: 1.000 (4, 7)						BB				1	0	1	1	1	0	0
72 Tim Fedroff, L (7, 7) OBP: 0.333, SLG: 0.333										1	0	0	0	0	0	0
11 Drew Stubbs, R (1, 9) OBP: 0.250, SLG: 0.250	K	K	K	K		K		82 FC3-6 1B		2	0	0	0	0	2	3
35 Jeremy Hermida, L (4, PH) OBP: 0.333, SLG: 0.333 (4, 9)										2	0	0	0	0	2	4
83 Matt Carson, R (7, 9) OBP: 1.000, SLG: 1.000										1	0	1	0	0	0	0
8 Lonnie Chisenhall, L (1, 5) OBP: 0.500, SLG: 1.250	24 G6-3 6 BB 13 1B 2-H 1B	FC1-6-4 1-2f		F9		G6-3	FC3-6 77 FC5-4 1-2f			2	1	1	1	0	0	2
65 Nate Spears, L (4, 5) OBP: 0.500, SLG: 1.000										1	0	0	0	0	0	0
82 Luis Hernandez, S (7, PH) (7, 5)										2	0	0	0	0	0	1
6 Lou Marson, R (1, 2)	24 G6-3 13 1B 1-2 BB		46 BB 4 1B 74 BB BB	F7		G6-3	FC5-4 1-2f			0	1	0	0	1	0	0
73 Brian Jeroloman, L (4, PH) (4, 2)										1	1	0	0	1	0	0
77 Roberto Pérez, R (7, PH) (7, 2)										2	0	0	0	0	0	1

	AB	R	H	RBI	BB	SO	LOB
	43	13	17	12	6	5	21

Inning Stats	1	2	3	4	5	6	7	8	9	1B	SF	WP	PA
R	1	3	0	3	0	1	3	0	2	9	1	0	50
E	0	0	0	0	0	0	0	0	0	2B 5	SAC 0	PB 0	
K	0	1	2	1	0	0	0	0	0	3B 0	DP 0	SB 0	
S	5	8	8	7	3	8	7	4	7	HR 3	HBP 0	CS 2	
H	2	3	1	2	0	2	4	1	2				
LOB	0	1	2	2	0	2	1	0	0				
BB	0	1	1	3	0	1	0	0	0				
P	5	12	12	19	3	14	8	4	8				

PITCHER		IP	WLS	BF	H	R	ER	SO	BB	IBB	HBP	BLK	WP	HR	S	P	ERA	WHIP
31 Alfredo Simon, R (1, 1) ERA: 16.2		1.2	L	11	5	4	3	1	1	0	0	0	0	0	12	16	16.20	3.600
82 Nick Christiani, R (2, 1) ERA: 10.8		1.2		9	2	2	2	2	2	0	0	0	0	0	11	19	10.80	2.400
79 Wilkin De La Rosa, L (4, 1) ERA: 13.5		0.2		5	1	1	1	1	2	0	0	0	0	0	5	13	13.50	4.500
67 Daniel Corcino, R (5, 1) ERA: 4.5		2.0		9	2	1	1	1	1	0	0	0	0	1	11	17	4.50	1.500
86 Chad Rogers, R (7, 1) ERA: 13.5		2.0		11	5	3	3	0	0	0	0	0	0	1	11	12	13.50	2.500
65 Kanekoa Texeira, R (9, 1) ERA: 18.0		1.0		5	2	2	2	0	0	0	0	0	0	1	7	8	18.00	2.000

Cleveland Indians @ Cincinnati Reds

Goodyear Ballpark, Goodyear, AZ

Sat Feb 23 2013, 3:13 PM - 6:31 PM EST

Att. 4,309 - Sunny - 62 F

livebaseballscorecards.com

BOTTOM

Batter	1	2	3	4	5	6	7	8	9	AB	R	H	RBI	BB	SO	LOB
17 Shin-Soo Choo, L (1, 8) OBP: 0.400, SLG: 0.250	0-0 21 1B 9 G4-3 30 BB 1B	0-0 E6 4 S 4 2B		0-0 B1-3 ①	0-3 K ③		0-0 78 1B 69 2B 1-3 1B		0-3 K ①	2	2	1	0	0	0	0
6 Billy Hamilton, S (4, 8) OBP: 0.250, SLG: 0.250										4	1	1	0	0	2	1
4 Brandon Phillips, R (1, 4) OBP: 0.400, SLG: 0.600	0-0 F7 ①	1-0 9 WP 1-H 2B		0-0 G3-1 ②		0-0 G4-3 ①	0-0 69 S 69 2B 1-3 3-H 1B		0-3 K2-3 ②	2	0	1	1	0	0	1
78 Emmanuel Burriss, S (4, 4) OBP: 0.167, SLG: 0.167										4	1	1	1	0	1	0
9 Jack Hannahan, L (1, 3) OBP: 0.250, SLG: 0.250	0-0 G4-3 ② 1-2	1-3 K ③ 2-3		0-0 1B		0-0 1B	1-0 1-H 3-H 2B		0-0 1B	2	0	0	0	0	1	2
69 Neftali Soto, R (4, PH) OBP: 0.667, SLG: 0.833										4	0	4	2	0	0	0
(5, 3)																
70 Donald Lutz, L (1, 7) OBP: 1.000, SLG: 1.000	1-0 30 BB 21 1B HBP		0-0 21 1B 30 SF8 1B	0-3 K ③	0-3 K ②		0-0 F7 ③		0-0 G3 ③	1	1	1	0	0	0	0
81 Derrick Robinson, S (4, PH)										4	0	0	0	0	2	4
(5, 7)																
21 Todd Frazier, R (1, 5) OBP: 0.500, SLG: 0.500	0-0 30 BB 1-2 2-3 1B	0-0 85 FC5 16 BB 1-3 1B			0-0 80 1B 77 2B 1B	0-0 G1-3 ③		0-0 68 1B 23 2B 1B		2	0	2	0	0	0	0
36 Henry Alejandro Rodriguez, S (6, 5) OBP: 0.667, SLG: 0.667										3	2	2	0	0	0	1
30 Miguel Olivo, R (1, 2) OBP: 0.500, SLG: 2.000	4-0 1-2 2-3 3-H BB	0-0 SF8 ① 3-H		0-0 77 2B 1-2 1B		0-0 G1-3 ①	0-0 23 2B 1-2 1B			0	0	0	2	1	0	0
80 Nevin Ashley, R (4, 2) OBP: 1.000, SLG: 1.000										1	1	1	0	0	0	0
68 Tucker Barnhart, L (7, 2) OBP: 0.500, SLG: 0.500										2	0	1	0	0	0	0
16 Jason Donald, R (1, 6) OBP: 0.500, SLG: 0.333	0-0 G6-3 ③	4-0 28 FC5 85 FC5 1-2 BB		0-0 F8 ①		4-0 77 FC4 BB	0-3 K ①			1	0	0	0	1	0	3
3 Cesar Izturis, S (4, 6) OBP: 0.400, SLG: 0.250										2	0	0	0	1	1	4
85 Ryan LaMarre, R (1, 9)	0-3 K ①	0-0 FC5 ② 1-2 2-3f		0-0 64 G6-3 1-H 2-H 2B		0-0 FC4 ② 64 64 S 1-2f 1B	0-0 1-H 2-H 2B			2	0	0	0	0	1	2
77 Yorman Rodriguez, R (5, 9) OBP: 0.500, SLG: 1.000										2	1	1	2	0	0	1
23 Denis Phipps, R (8, PH) OBP: 0.333, SLG: 0.667										1	0	1	1	0	0	0
(9, 9)																
28 Chris Heisey, R (1, 10) OBP: 0.200, SLG: 0.200	0-0 F9 ②	0-0 FC5 ③ 2-3f		0-0 G6-3 ② 2-3		1-0 6 1B 78 1B 1-H 1B	0-0 P5 ③			2	0	0	0	0	0	2
64 Kristopher Negrón, R (5, PH) OBP: 0.500, SLG: 0.500										2	1	1	1	0	0	1
(6, 10)																
26 Xavier Paul, L (8, PH) OBP: 0.250, SLG: 0.250										1	0	0	0	0	0	1
(9, 10)																
Inning Stats	R: 1 E: 0 K: 0 S: 5 H: 2 LOB: 3 BB: 1 P: 10	R: 1 E: 1 K: 2 S: 9 H: 1 LOB: 1 BB: 0 P: 11	R: 1 E: 0 K: 0 S: 5 H: 2 LOB: 2 BB: 1 P: 9	R: 0 E: 0 K: 1 S: 6 H: 1 LOB: 1 BB: 0 P: 6	R: 2 E: 0 K: 1 S: 8 H: 3 LOB: 1 BB: 0 P: 8	R: 0 E: 0 K: 1 S: 6 H: 1 LOB: 1 BB: 0 P: 6	R: 4 E: 0 K: 0 S: 7 H: 4 LOB: 1 BB: 1 P: 13	R: 1 E: 0 K: 1 S: 7 H: 3 LOB: 1 BB: 0 P: 7	R: 0 E: 0 K: 2 S: 8 H: 1 LOB: 1 BB: 0 P: 8	1B: 14 2B: 4 3B: 0 HR: 0	SF: 1 SAC: 0 DP: 0 HBP: 1					

	AB	44
	R	10
	H	18
	RBI	10
	BB	3
	SO	8
	LOB	23

WP: 1 PA: 49
PB: 0
SB: 3
CS: 0

PITCHER		IP	WLS	BF	H	R	ER	SO	BB	IBB	HBP	BLK	WP	HR	S	P	ERA	WHIP
39 Brett Myers, R ERA: 4.5	(1, 1)	2.0	W	12	3	2	1	2	1	0	1	0	1	0	14	21	4.50	2.000
81 Edward Paredes, L ERA: 9.0	(3, 1)	1.0	H	6	2	1	1	0	1	0	0	0	0	0	5	9	9.00	3.000
54 Chris Perez, R ERA:	(4, 1)	1.0		4	1	0	0	1	0	0	0	0	0	0	6	6	0.00	1.000
28 Corey Kluber, R ERA: 9.0	(5, 1)	2.0		10	4	2	2	2	0	0	0	0	0	0	14	14	9.00	2.000
32 Matt Albers, R ERA: 36.0	(7, 1)	1.0		8	4	4	4	0	1	0	0	0	0	0	7	13	36.00	5.000

PITCHER		IP	WLS	BF	H	R	ER	SO	BB	IBB	HBP	BLK	WP	HR	S	P	ERA	WHIP
51 Scott Barnes, L ERA: 9.0	(8, 1)	1.0	H	5	3	1	1	1	0	0	0	0	0	0	7	7	9.00	3.000
27 Bryan Shaw, R ERA:	(9, 1)	1.0	S	4	1	0	0	2	0	0	0	0	0	0	8	8	0.00	1.000

Cincinnati Reds @ Cleveland Indians

Goodyear Ballpark, Goodyear, AZ

Sun Feb 24 2013, 3:05 PM - 5:27 PM EST

Att. 3,278 - Sunny - 60 F

TOP

livebaseballscorecards.com

Batter	1	2	3	4	5	6	7	8	9	AB	R	H	RBI	BB	SO	LOB
6 Billy Hamilton, S (1, 8) OBP: 0.167, SLG: 0.167	K2-3		G6-3			BB		G6-3		2	0	0	0	0	1	0
23 Denis Phipps, R (5, 8) OBP: 0.400, SLG: 0.500										1	0	0	0	1	0	0
4 Brandon Phillips, R (1, 4) OBP: 0.286, SLG: 0.429	K			G5-3		1B		BB		2	0	0	0	0	1	0
16 Jason Donald, R (5, 4) OBP: 0.667, SLG: 0.500										1	0	1	0	1	0	0
19 Joey Votto, L (1, 3) OBP: 0.800, SLG: 0.667	BB			BB		BB		FC5-4		0	0	0	0	2	0	0
69 Neftali Soto, R (5, 3) OBP: 0.625, SLG: 0.714										1	0	0	0	1	0	1
48 Ryan Ludwick, R (1, 7) OBP: 0.500, SLG: 0.333	F8			F9		K			K	2	0	0	0	0	0	2
26 Xavier Paul, L (5, 7) OBP: 0.167, SLG: 0.167										2	0	0	0	0	2	3
32 Jay Bruce, L (1, 9)		G4-3		G4-3		K			G6-3	2	0	0	0	0	0	1
85 Ryan LaMarre, R (5, 9)										2	0	0	0	0	1	3
3 Cesar Izturis, S (1, 5) OBP: 0.286, SLG: 0.167		F7			K2-3		G5-3		F8	2	0	0	0	0	1	0
36 Henry Alejandro Rodriguez, S (7, 5) OBP: 0.400, SLG: 0.400										2	0	0	0	0	0	0
2 Zack Cozart, R (1, 6) OBP: 0.250, SLG: 0.500		G5-3			K		B1			2	0	0	0	0	1	0
78 Emmanuel Burriss, S (5, 6) OBP: 0.143, SLG: 0.143										1	0	0	0	0	0	0
29 Ryan Hanigan, R (1, 2) OBP: 0.500, SLG: 0.667			80 G4-6-3 HBP		G3		G6-3			1	0	0	0	0	0	0
39 Devin Mesoraco, C (5, 2) OBP: 0.500, SLG: 2.000										1	0	0	0	0	0	0
80 Nevin Ashley, R (1, 10) OBP: 0.333, SLG: 0.333			G4-6-3			K		F7		2	0	0	0	0	1	1
68 Tucker Barnhart, L (8, PH) OBP: 0.333, SLG: 0.333										1	0	0	0	0	0	0
(8, 10)																

	AB	27
	R	0
	H	1
	RBI	0
	BB	5
	SO	8
	LOB	11

Inning Stats	1	2	3	4	5	6	7	8	9
	R: 0 E: 0 K: 2 S: 7	H: 0 LOB: 1 BB: 1 P: 11	R: 0 E: 0 K: 0 S: 3	H: 0 LOB: 0 BB: 0 P: 3	R: 0 E: 0 K: 0 S: 2	H: 0 LOB: 0 BB: 0 P: 3	R: 0 E: 0 K: 0 S: 3	H: 0 LOB: 1 BB: 1 P: 7	R: 0 E: 0 K: 2 S: 7	H: 0 LOB: 0 BB: 0 P: 7
	R: 0 E: 0 K: 3 S: 10	H: 1 LOB: 3 BB: 2 P: 18	R: 0 E: 0 K: 0 S: 3	H: 0 LOB: 0 BB: 0 P: 3	R: 0 E: 0 K: 3 S: 3	H: 0 LOB: 1 BB: 1 P: 7	R: 0 E: 0 K: 1 S: 5	H: 0 LOB: 0 BB: 0 P: 5		

	1B: 1	SF: 0	WP: 0	PA: 33
	2B: 0	SAC: 0	PB: 0	
	3B: 0	DP: 1	SB: 0	
	HR: 0	HBP: 1	CS: 0	

PITCHER		IP	WLS	BF	H	R	ER	SO	BB	IBB	HBP	BLK	WP	HR	S	P	ERA	WHIP
34 Zach McAllister, R ERA:	(1, 1)	2.0		7	0	0	0	2	1	0	0	0	0	0	10	14	0.00	0.500
20 Daisuke Matsuzaka, R ERA:	(3, 1)	2.0		7	0	0	0	0	1	0	1	0	0	0	5	10	0.00	0.500
37 Cody Allen, R ERA:	(5, 1)	1.0		3	0	0	0	2	0	0	0	0	0	0	7	7	0.00	0.000
53 Rich Hill, L ERA:	(6, 1)	0.2		5	1	0	0	2	2	0	0	0	0	0	7	15	0.00	4.500
80 Jerry Gil, R ERA:	(6, 1)	1.1	W	4	0	0	0	1	0	0	0	0	0	0	6	6	0.00	0.000
70 TJ House, L ERA:	(8, 1)	1.0	H	4	0	0	0	0	1	0	0	0	0	0	3	7	0.00	1.000
79 Preston Guilmet, R ERA:	(9, 1)	1.0	S	3	0	0	0	1	0	0	0	0	0	0	5	5	0.00	0.000

Batter	1	2	3	4	5	6	7	8	9	AB	R	H	RBI	BB	SO	LOB
11 Drew Stubbs, R (1, 9) OBP: 0.167, SLG: 0.167	L8			K		K		K		2	0	0	0	0	1	0
83 Matt Carson, R (6, 9) OBP: 0.500, SLG: 0.333										2	0	0	0	0	2	1
13 Asdrúbal Cabrera, S (1, 6) OBP: 0.500, SLG: 0.400	P4			K		G3-1		1B		2	0	0	0	0	1	0
66 Juan Diaz, L (5, 6) OBP: 0.667, SLG: 1.167										2	0	1	0	0	0	1
22 Jason Kipnis, L (1, 4) OBP: 0.167, SLG: 0.167	G4-3			P6			F9	K		2	0	0	0	0	0	0
91 Ronny Rodríguez, R (6, 4)										2	0	0	0	0	1	1
33 Nick Swisher, S (1, 3) OBP: 0.500, SLG: 0.500		12 G6-4-3 1B			F9		12 2B 68 2B 1B	F7		2	0	1	0	0	0	0
71 Chris McGuiness, L (6, 3) OBP: 0.200, SLG: 0.200										2	1	1	0	0	0	1
12 Mark Reynolds, R (1, 10) OBP: 0.429, SLG: 0.714		G6-4-3 1-2f			8 G3 2B		68 2B 1-3 2B			3	0	2	0	0	0	1
92 Marcus Bradley, L (7, PR) (8, 10)										0	1	0	0	0	0	0
8 Lonnie Chisenhall, L (1, 5) OBP: 0.333, SLG: 0.833		K			G3 2-3		K			2	0	0	0	0	1	1
89 Gio Urshela, R (6, 5)										1	0	0	0	0	1	2
40 Yan Gomes, R (1, 2)		G5-3			G5-3		90 2B 2-H 3-H 2B			2	0	0	0	0	0	1
68 Omir Santos, R (6, 2) OBP: 0.333, SLG: 0.667										1	1	1	2	0	0	0
10 Ben Francisco, R (1, 7) OBP: 0.600, SLG: 1.000		L8				62 G2-3 2B	2-H 2B			2	0	1	0	0	0	0
90 Carlos Moncrief, L (7, 7) OBP: 0.500, SLG: 1.000										1	0	1	1	0	0	0
62 Cedric Hunter, L (1, 8) OBP: 0.167, SLG: 0.167		F8				G2-3 2-3	F8			3	0	0	0	0	0	2
Inning Stats	R: 0 E: 0 K: 0 S: 3 H: 0 LOB: 0 BB: 0 P: 3	R: 0 E: 0 K: 1 S: 5 H: 1 LOB: 0 BB: 0 P: 5	R: 0 E: 0 K: 0 S: 3 H: 0 LOB: 0 BB: 0 P: 3	R: 0 E: 0 K: 2 S: 7 H: 0 LOB: 0 BB: 0 P: 7	R: 0 E: 0 K: 0 S: 4 H: 1 LOB: 1 BB: 0 P: 4	R: 0 E: 0 K: 1 S: 6 H: 1 LOB: 1 BB: 0 P: 6	R: 3 E: 0 K: 1 S: 9 H: 4 LOB: 1 BB: 0 P: 9	R: 0 E: 0 K: 2 S: 8 H: 1 LOB: 1 BB: 0 P: 8		1B: 3 2B: 5 3B: 0 HR: 0	SF: 0 SAC: 0 DP: 1 HBP: 0					

PITCHER		IP	WLS	BF	H	R	ER	SO	BB	IBB	HBP	BLK	WP	HR	S	P	ERA	WHIP
63 Sam LeCure, R ERA:	(1, 1)	2.0		6	1	0	0	1	0	0	0	0	0	0	8	8	0.00	0.500
43 Manny Parra, L ERA:	(3, 1)	2.0		6	0	0	0	2	0	0	0	0	0	0	10	10	0.00	0.000
33 Jose Arredondo, R ERA:	(5, 1)	1.0		4	1	0	0	0	0	0	0	0	0	0	4	4	0.00	1.000
66 Logan Ondrusek, R ERA:	(6, 1)	1.0		4	1	0	0	1	0	0	0	0	0	0	6	6	0.00	1.000
76 Josh Ravin, R ERA: 40.5	(7, 1)	0.2	L	6	4	3	3	1	0	0	0	0	0	0	8	8	40.50	6.000

PITCHER		IP	WLS	BF	H	R	ER	SO	BB	IBB	HBP	BLK	WP	HR	S	P	ERA	WHIP
84 Drew Hayes, R ERA:	(7, 1)	0.1		1	0	0	0	0	0	0	0	0	0	0	1	1	0.00	0.000
60 J.J. Hoover, R ERA:	(8, 1)	1.0		4	1	0	0	2	0	0	0	0	0	0	8	8	0.00	1.000

BOTTOM

Cincinnati Reds @ Cleveland Indians

Goodyear Ballpark, Goodyear, AZ

Sun Feb 24 2013, 3:05 PM - 5:27 PM EST

Att. 3,278 - Sunny - 60 F

livebaseballscorecards.com

AB	31
R	3
H	8
RBI	3
BB	0
SO	7
LOB	11

1B: 3 2B: 5 3B: 0 HR: 0 SF: 0 SAC: 0 DP: 1 HBP: 0

WP: 0 PB: 0 SB: 0 CS: 0 PA: 31

Cleveland Indians @ Milwaukee Brewers

Maryvale Baseball Park, Phoenix, AZ

Sun Feb 24 2013, 3:06 PM - 6:14 PM EST

Att. 2,347 - Partly Cloudy - 54 F

TOP

livebaseballscorecards.com

Batter	1	2	3	4	5	6	7	8	9	AB	R	H	RBI	BB	SO	LOB
1 Ezequiel Carrera, L (1, 8) OBP: 0.500, SLG: 0.800 91 Tyler Holt, R (6, 8) OBP: 1.000, SLG: 2.000	BBBB 4-0 4 WP 4 S 4 1B BB	X 0-0 ③ G5-3		BBBB 4-0 BB		X 0-0 HR		X 0-0 1-3 2B		2 2 1 1 2 0 2 1 0 1 0 0 0 0						
4 Mike Aviles, R (1, 6) OBP: 0.333, SLG: 0.333 84 Francisco Lindor, S (4, 6)	BBX 2-0 41 FC3-6 35 S 46 FC8-4 1-H 1B		X 0-0 ① F9	X 0-0 ③ G4-3		X 0-0 ② G6-3		X 0-0 ③ G1-3		3 1 1 1 0 0 1 2 0 0 0 0 0 2						
35 Jeremy Hermida, L (1, 10) OBP: 0.500, SLG: 0.200	BBBB 4-0 41 FC3-6 1-2 BB		BBBB 4-0 41 HR BB		BBBB 4-0 41 G4-6-3 BB	X 0-0 ③ G5-3			CCC 0-3 ① K	2 1 0 0 3 1 0						
41 Carlos Santana, S (1, 2) OBP: 0.600, SLG: 1.200 77 Roberto Pérez, R (6, 2)	X 0-0 ① FC3-6 46 FC8-4 1-2f 2-3		C B X 1-1 1-H HR		X 0-0 ① ② G4-6-3 1-2f		X 0-0 ① G5-3		X 0-0 ② G1-3	3 1 1 2 0 0 3 2 0 0 0 0 0 0						
46 Cord Phelps, S (1, 5) OBP: 0.667, SLG: 1.333 82 Luis Hernandez, S (5, 5) OBP: 0.200, SLG: 0.200	X 0-0 ② FC8-4 9 CS 1-2f 3-H		BBBB 4-0 9 1B BB		BBBB 4-0 9 HBP 61 1B BB		X 0-0 95 G6-4-3 1B		X 0-0 ③ G1-3	1 1 0 1 2 0 1 2 0 1 0 0 0 0						
9 Ryan Raburn, R (1, 4) OBP: 0.857, SLG: 2.600 95 Tony Wolters, L (5, PR) (5, 4)	B 1-0 ③ CS 1-2	X 0-0 ① G5-3	X 0-0 61 G6-4-3 1-2 1B		H 1-0 61 1B 65 WP 1-2 HBP		X 0-0 ② ③ G6-4-3 1-2f			2 0 1 0 0 0 0 1 1 0 0 0 0 1						
61 Mike McDade, S (1, 3) OBP: 0.429, SLG: 0.600 74 Jesús Aguilar, R (5, 3) OBP: 0.833, SLG: 1.000		BBB 4-0 72 1B BB	X 0-0 ② ③ G6-4-3 1-2f		X 0-0 65 WP 1-3 2-H 1B			X 0-0 91 2B 1B		2 0 1 1 1 0 2 1 0 1 0 0 0 0						
65 Nate Spears, L (1, 9) OBP: 0.167, SLG: 0.333		X 0-0 ② F8	X 0-0 ① G5-3	BCCC 1-3 ③ K 1-2 3-H				X 0-0 ① F7		4 0 0 0 0 1 3						
72 Tim Fedroff, L (1, 7) OBP: 0.286, SLG: 0.286 93 Tyler Booth, L (8, 7)		X 0-0 1-2 1B	CSS 0-3 ② K		X 0-0 ① L3			SSS 0-3 ② K		4 0 1 0 0 2 1 0 0 0 0 0 0 0						
Inning Stats	R: 2 E: 0 K: 0 S: 3 H: 1 LOB: 0 BB: 2 P: 14	R: 0 E: 0 K: 0 S: 4 H: 1 LOB: 2 BB: 1 P: 8	R: 2 E: 0 K: 0 S: 5 H: 2 LOB: 1 BB: 2 P: 14	R: 0 E: 0 K: 1 S: 5 H: 0 LOB: 1 BB: 1 P: 9	R: 2 E: 0 K: 1 S: 5 H: 1 LOB: 2 BB: 2 P: 15	R: 1 E: 0 K: 0 S: 4 H: 1 LOB: 0 BB: 0 P: 4	R: 0 E: 0 K: 0 S: 3 H: 1 LOB: 0 BB: 0 P: 3	R: 0 E: 0 K: 1 S: 7 H: 2 LOB: 2 BB: 0 P: 7	R: 0 E: 0 K: 1 S: 5 H: 0 LOB: 0 BB: 0 P: 5	1B: 6 2B: 1 3B: 0 HR: 2 SF: 0 SAC: 0 DP: 3 HBP: 1						

	AB	32
	R	7
	H	9
	RBI	6
	BB	8
	SO	4
	LOB	16

WP: 2 PB: 0 SB: 2 CS: 1 PA: 42

PITCHER		IP	WLS	BF	H	R	ER	SO	BB	IBB	HBP	BLK	WP	HR	S	P	ERA	WHIP
37 Mark Rogers, R ERA: 10.8	(1, 1)	1.2		9	2	2	2	0	3	0	0	0	1	0	6	21	10.80	3.000
66 Arcenio Leon, R ERA: 13.5	(2, 1)	1.1	B	7	2	2	2	0	2	0	0	0	0	1	6	15	13.50	3.000
78 Taylor Jungmann, R ERA: 10.8	(4, 1)	1.2	L	8	0	2	2	1	3	0	1	0	0	0	6	19	10.80	1.800
Jim Hoey, R ERA:	(5, 1)	0.1		2	1	0	0	1	0	0	0	0	1	0	4	5	0.00	3.000
53 Brandon Kintzler, R ERA: 4.5	(6, 1)	2.0		7	2	1	1	0	0	0	0	0	0	1	7	7	4.50	1.000

PITCHER		IP	WLS	BF	H	R	ER	SO	BB	IBB	HBP	BLK	WP	HR	S	P	ERA	WHIP
54 Josh Stinson, R ERA:	(8, 1)	2.0		8	2	0	0	2	0	0	0	0	0	0	12	12	0.00	1.000

Batter	1	2	3	4	5	6	7	8	9	AB	R	H	RBI	BB	SO	LOB
7 Norichika Aoki, L (1, 9) OBP: 0.500, SLG: 0.600	11 1B 22 1B 11 E 1B	F8		1-3 2B			F9		G1-3 1-2 2-3	3	1	2	0	0	0	0
18 Khris Davis, R (5, 7)										2	0	0	0	0	0	2
22 Logan Schafer, L (1, 8) OBP: 0.400, SLG: 0.600	5 BB 11 E 40 FC1-2 1-2 1B			K			K		K	3	0	2	0	0	1	2
79 Anderson De La Rosa, R (6, 2)		2B								2	0	0	0	0	2	2
11 Alex Gonzalez, R (1, 3) OBP: 0.333, SLG: 0.333	E7 40 FC1-2 5 BB 15 1B 1-2 2-H 1B	K			G5-3		G4-3			2	1	1	0	0	1	1
92 Hunter Morris, L (5, 3)										2	0	0	0	0	0	0
16 Aramis Ramirez, R (1, 5)	L3		G6-3		K			90 G6-4-3 1B		2	0	0	0	0	0	2
3 Scooter Gennett, L (4, 4) OBP: 0.500, SLG: 0.333										2	0	1	0	0	1	0
5 Taylor Green, L (1, 4) (4, 5)	B B B B		F7		G3-1			G6-4-3 1-2f		2	1	0	0	1	0	0
90 Yadiel Rivera, R (6, 6)	40 FC1-2 15 1B 1-2 2-3 BB									1	0	0	0	0	0	1
40 Robinzon Diaz, R (1, 2)	FC1-2 15 1B 50 E 1-2 2-3 3-Hf		G6-3			K		F8		2	1	0	0	0	0	3
93 Kentrail Davis, L (6, 9)										2	0	0	0	0	1	0
15 Caleb Gindl, L (1, 7) OBP: 0.667, SLG: 0.667	50 S 1-3 2-H 3-H 1B			F8		F9			B B B B 4-0 18 G1-3 91 1B BB	2	0	1	2	0	0	0
(5, 9)										1	0	0	0	1	0	0
58 Josh Prince, R (6, 8)					7 2B 1B											
50 Blake Lalli, L (1, 10) OBP: 0.333, SLG: 0.333	B S S S 1-3 K 1-3 3-H								C C C 0-3 K	2	0	1	0	0	1	1
62 Sean Halton, R (6, PH) OBP: 0.500, SLG: 0.500										2	0	1	0	0	1	1
(7, 10)																
14 Jeff Bianchi, R (1, 6)		G6-3		F7		F7			18 G1-3 1-2 1B	2	0	0	0	0	0	1
94 Blake Davis, L (6, 5)										1	0	0	0	0	0	1
91 Adam Weisenburger, R (9, PH) OBP: 1.000, SLG: 1.000										1	0	1	0	0	0	0
Inning Stats	R: 4 E: 1 K: 1 S: 9 H: 4 LOB: 1 BB: 1 P: 14	R: 0 E: 0 K: 1 S: 6 H: 1 LOB: 1 BB: 0 P: 6	R: 0 E: 0 K: 0 S: 3 H: 0 LOB: 0 BB: 0 P: 3	R: 0 E: 0 K: 1 S: 7 H: 2 LOB: 2 BB: 0 P: 7	R: 0 E: 0 K: 1 S: 5 H: 0 LOB: 0 BB: 0 P: 5	R: 0 E: 0 K: 1 S: 6 H: 1 LOB: 1 BB: 0 P: 6	R: 0 E: 0 K: 1 S: 5 H: 0 LOB: 0 BB: 0 P: 5	R: 0 E: 0 K: 0 S: 3 H: 1 LOB: 0 BB: 0 P: 3	R: 0 E: 0 K: 2 S: 8 H: 1 LOB: 2 BB: 1 P: 12	1B: 8 2B: 2 3B: 0 HR: 0	SF: 0 SAC: 0 DP: 1 HBP: 0						

PITCHER		IP	WLS	BF	H	R	ER	SO	BB	IBB	HBP	BLK	WP	HR	S	P	ERA	WHIP
59 Carlos Carrasco, R ERA: 27.0	(1, 1)	1.0		8	4	4	3	1	1	0	0	0	0	0	9	14	27.00	5.000
26 Scott Kazmir, L ERA:	(2, 1)	2.0		7	1	0	0	1	0	0	0	0	0	0	9	9	0.00	0.500
47 Trevor Bauer, R ERA:	(4, 1)	2.0	W	8	2	0	0	2	0	0	0	0	0	0	12	12	0.00	1.000
31 David Huff, L ERA:	(6, 1)	2.0	H	7	1	0	0	2	0	0	0	0	0	0	11	11	0.00	0.500
67 Danny Salazar, R ERA:	(8, 1)	1.0	H	3	1	0	0	0	0	0	0	0	0	0	3	3	0.00	1.000

PITCHER		IP	WLS	BF	H	R	ER	SO	BB	IBB	HBP	BLK	WP	HR	S	P	ERA	WHIP
50 Nick Hagadone, L ERA:	(9, 1)	1.0	S	5	1	0	0	2	1	0	0	0	0	0	8	12	0.00	2.000

BOTTOM

Cleveland Indians @ Milwaukee Brewers

Maryvale Baseball Park, Phoenix, AZ

Sun Feb 24 2013, 3:06 PM - 6:14 PM EST

Att. 2,347 - Partly Cloudy - 54 F

livebaseballscorecards.com

AB	36
R	4
H	10
RBI	2
BB	2
SO	8
LOB	17

1B: 8 2B: 2 3B: 0 HR: 0 SF: 0 SAC: 0 DP: 1 HBP: 0

WP: 0 PB: 0 SB: 2 CS: 0 PA: 38

Cleveland Indians @ Oakland Athletics

Phoenix Municipal Stadium, Phoenix, AZ

Mon Feb 25 2013, 3:07 PM - 6:22 PM EST

Att. 2,026 - Sunny - 60 F

TOP

livebaseballscorecards.com

Batter	1	2	3	4	5	6	7	8	9	AB	R	H	RBI	BB	SO	LOB
24 Michael Bourn, L (1, 8) 62 Cedric Hunter, L (5, 8) OBP: 0.111, SLG: 0.111	BBBB 4-0 9 E 9 FC3 23 G6-4-3 BB	X 0-0 F7 ②	X 0-0 G4-3 ②	X 0-0 F9 ①	B X 1-0 E4 65 WP 40 2B 1-2 2-H 3-H	X 0-0 G4-3 ③	2 1 0 0 1 0 1 3 1 0 1 0 0 2
9 Ryan Raburn, R (1, 5) OBP: 0.800, SLG: 1.875 65 Nate Spears, L (5, 5) OBP: 0.250, SLG: 0.286 (8, 7)	X 0-0 FC3 23 G6-4-3 1-3	B X 1-0 23 2B 1-H 1B	X 0-0 1B	X 0-0 FC8 ②	BBBB 4-0 40 2B 61 1B 1-2 2-3 BB		3 1 2 1 0 0 1 1 1 0 0 1 0 1
23 Michael Brantley, L (1, 7) OBP: 0.833, SLG: 1.500 35 Jeremy Hermida, L (3, 7) OBP: 0.444, SLG: 0.167 10 Ben Francisco, R (7, PH) OBP: 0.571, SLG: 1.000 (7, 7) 89 Matt Antonelli, R (8, 5)	X 0-0 ①② G6-4-3 1-2f 3-H	X 0-0 ③ 1-H 2B	X 0-0 FC8 ③	X 0-0 40 HR 1-3 2B	SSS 0-3 ① K		2 0 1 1 0 0 1 1 0 0 0 0 0 1 2 1 1 0 0 1 3 0 0 0 0 0 0 0
25 Jason Giambi, L (1, 10) 40 Yan Gomes, R (6, PR) OBP: 0.400, SLG: 1.200 (6, 10)	X 0-0 ③ F7		BBBB 4-0 46 2B BB	BBBB 4-0 46 L6-4 71 FC4 BB	FBBX 2-1 2-H 3-H HR	X 0-0 61 1B 89 PB 1-3 2-H 3-H 2B		1 0 0 0 2 0 0 2 2 2 5 0 0 0
71 Chris McGuiness, L (1, 3) OBP: 0.125, SLG: 0.125 61 Mike McDade, S (6, 3) OBP: 0.556, SLG: 0.714		CCC 0-3 ① K	X 0-0 ① F9	X 0-0 FC4 83 HR 1-2	X 0-0 1B	X 0-0 89 G6-3 89 PB 2-3 3-H 1B		3 1 0 0 0 1 2 2 0 2 1 0 0 0
46 Cord Phelps, S (1, 4) OBP: 0.556, SLG: 1.000 89 Ryan Rohlinger, R (6, 4)	X 0-0 ② F9	X 0-0 2B 1-3	X 0-0 ①② L6-4 2-2	X 0-0 ③ FC8	B X 1-0 G6-3 ② 1-3 3-H		3 0 1 0 0 0 2 2 0 0 0 0 0 2
1 Ezequiel Carrera, L (1, 9) OBP: 0.400, SLG: 0.571 83 Matt Carson, R (4, 9) OBP: 0.571, SLG: 1.000	X 0-0 ③ P4	X 0-0 ② G4-3	X 0-0 1-H HR	4-0 73 BB 82 BB 62 WP BB 0-0 P4 ③			2 0 0 0 0 0 2 2 2 1 2 1 0 1
66 Juan Diaz, L (1, 6) OBP: 0.500, SLG: 0.875 82 Luis Hernandez, S (5, 6) OBP: 0.250, SLG: 0.143	CCS 0-3 ① K	X 0-0 ③ G5-3	X 0-0 ③ G1	BBBB 4-0 62 WP 73 BB 62 E 1-2 BB	X 0-0 ① FC8		2 0 0 0 0 1 2 2 1 0 0 1 0 1
6 Lou Marson, R (1, 2) 73 Brian Jeroloman, L (6, 2)	BBBB 4-0 9 WP 9 1B BB		X 0-0 ① F9	BBBB 4-0 10 2B 40 HR BB	BBBB 4-0 65 WP 62 WP 40 2B 1-2 2-3 BB	X 0-0 ② F7	1 1 0 0 1 0 0 1 2 0 0 2 0 0
Inning Stats	R: 1 H: 0 E: 1 LOB: 0 K: 0 BB: 1 S: 3 P: 7	R: 0 H: 0 E: 0 LOB: 0 K: 1 BB: 0 S: 5 P: 5	R: 2 H: 2 E: 0 LOB: 1 K: 1 BB: 1 S: 6 P: 11	R: 0 H: 1 E: 0 LOB: 2 K: 0 BB: 1 S: 4 P: 8	R: 0 H: 1 E: 0 LOB: 1 K: 0 BB: 0 S: 4 P: 4	R: 2 H: 1 E: 0 LOB: 1 K: 0 BB: 1 S: 4 P: 8	R: 3 H: 3 E: 0 LOB: 1 K: 0 BB: 1 S: 7 P: 13	R: 6 H: 2 E: 1 LOB: 1 K: 1 BB: 4 S: 8 P: 26	R: 0 H: 0 E: 0 LOB: 0 K: 0 BB: 0 S: 3 P: 3	1B: 4 SF: 0 2B: 5 SAC: 0 3B: 0 DP: 2 HR: 2 HBP: 0						

	AB	37
	R	14
	H	10
	RBI	11
	BB	9
	SO	3
	LOB	22

WP: 3 PB: 1 SB: 0 CS: 0 PA: 46

PITCHER		IP	WLS	BF	H	R	ER	SO	BB	IBB	HBP	BLK	WP	HR	S	P	ERA	WHIP
31 Andrew Werner, L ERA:	(1, 1)	2.0	L	7	0	1	0	1	1	0	0	0	0	0	8	12	0.00	0.500
58 Evan Scribner, R ERA: 18.0	(3, 1)	1.0		5	2	2	2	1	1	0	0	0	1	0	6	11	18.00	3.000
39 Hideki Okajima, L ERA:	(4, 1)	1.0		5	1	0	0	0	1	0	0	0	0	0	4	8	0.00	2.000
22 Sonny Gray, R ERA: 9.0	(5, 1)	2.0		9	2	2	2	0	1	0	0	0	0	1	8	12	9.00	1.500
77 Jordan Norberto, L ERA: 40.5	(7, 1)	0.2		6	3	3	3	0	1	0	0	0	0	1	6	12	40.50	6.000

PITCHER		IP	WLS	BF	H	R	ER	SO	BB	IBB	HBP	BLK	WP	HR	S	P	ERA	WHIP
98 Carlos Fisher, R ERA: 81.0	(7, 1)	0.1		4	0	3	3	0	3	0	0	0	0	0	1	13	81.00	9.000
81 Drew Granier, R ERA: 9.0	(8, 1)	1.0		7	2	3	1	1	1	0	0	0	2	0	8	14	9.00	3.000
35 Carlos Hernandez, L ERA:	(9, 1)	1.0		3	0	0	0	0	0	0	0	0	0	0	3	3	0.00	0.000

Batter	1	2	3	4	5	6	7	8	9	AB	R	H	RBI	BB	SO	LOB
4 Coco Crisp, S (1, 8) OBP: 0.400, SLG: 0.600 19 Jemile Weeks, S (5, 4) OBP: 0.500, SLG: 0.833	G4-3			L9		L8	32 HR 1B 2-H	32 CS 2B 2-H		2 0 0 0 0 0 0 3 1 2 2 0 0 0						
8 Jed Lowrie, S (1, 4) OBP: 0.400, SLG: 0.250 32 Michael Choice, R (5, 8) OBP: 0.714, SLG: 1.286	G3-1			1B		63 HR 1B BB	1-H HR	FC4-3 2-3		2 0 1 0 0 0 0 3 2 2 2 0 0 1						
16 Josh Reddick, L (1, 9) OBP: 0.200, SLG: 0.200 63 Shane Peterson, L (6, 9) OBP: 0.571, SLG: 1.286	G4-3			52 BB 1B		1-H HR	28 G3 2B		35 2B 28 1B 1B	2 0 1 0 0 0 0 3 2 3 2 0 0 0						
52 Yoenis Cespedes, R (1, 10) 35 Grant Green, R (4, PR) OBP: 0.250, SLG: 0.500 (5, 10)		G6-3		BB 1-2		F9	P3		28 E 2B 1-3	1 0 0 0 1 0 0 3 1 1 0 0 0 1						
37 Brandon Moss, L (1, 3) OBP: 0.200, SLG: 0.200 28 Eric Sogard, L (6, 6) OBP: 0.600, SLG: 0.750		G3-1		P5		10 1B BB	G3 2-3		E7 10 BB 1B 2-H 3-H	2 0 0 0 0 0 2 2 0 1 1 1 0 1						
3 Hiroyuki Nakajima, R (1, 6) 10 Daric Barton, L (6, 3) OBP: 0.833, SLG: 0.750		K			K	1-3 1B	F7		BB 1-2	2 0 0 0 0 2 0 2 0 1 0 1 0 1						
5 John Jaso, L (1, 2) 75 Beau Taylor, L (6, PH) (7, 2)		F7			G3-1	G4-3		F7	K	2 0 0 0 0 0 0 3 0 0 0 0 1 4						
20 Josh Donaldson, R (1, 5) OBP: 0.250, SLG: 0.250 73 Jefry Marte, R (6, 5) OBP: 0.667, SLG: 0.667		K			1B		12 2B 1B	12 2B 1B	K	2 0 1 0 0 1 0 3 2 2 0 0 1 2						
23 Michael Taylor, R (1, 7) 12 Andy Parrino, S (7, 7) OBP: 0.400, SLG: 0.800		K			G1-3		19 1B 2B 1-H	19 2B 2B 1-H	K	2 0 0 0 0 1 1 3 2 2 2 0 1 2						
Inning Stats	R: 0 E: 0 K: 0 S: 3 H: 0 LOB: 0 BB: 0 P: 3	R: 0 E: 0 K: 1 S: 5 H: 0 LOB: 0 BB: 0 P: 5	R: 0 E: 0 K: 2 S: 7 H: 0 LOB: 0 BB: 0 P: 7	R: 0 E: 0 K: 0 S: 4 H: 2 LOB: 2 BB: 1 P: 8	R: 0 E: 0 K: 1 S: 6 H: 1 LOB: 1 BB: 0 P: 6	R: 2 E: 0 K: 0 S: 6 H: 3 LOB: 2 BB: 1 P: 11	R: 4 E: 0 K: 0 S: 8 H: 5 LOB: 1 BB: 0 P: 10	R: 2 E: 0 K: 0 S: 5 H: 3 LOB: 0 BB: 0 P: 6	R: 2 E: 1 K: 3 S: 12 H: 3 LOB: 2 BB: 1 P: 16	1B: 10 2B: 5 3B: 0 HR: 2 SF: 0 SAC: 0 DP: 0 HBP: 0	WP: 0 PB: 0 SB: 0 CS: 1 PA: 45					

PITCHER		IP	WLS	BF	H	R	ER	SO	BB	IBB	HBP	BLK	WP	HR	S	P	ERA	WHIP
63 Justin Masterson, R ERA:	(1, 1)	2.0	W	6	0	0	0	1	0	0	0	0	0	0	8	8	0.00	0.000
30 Ubaldo Jiménez, R ERA:	(3, 1)	2.0	H	8	2	0	0	2	1	0	0	0	0	0	11	15	0.00	1.500
52 Vinnie Pestano, R ERA:	(5, 1)	1.0	H	4	1	0	0	1	0	0	0	0	0	0	6	6	0.00	1.000
55 Matt Capps, R ERA: 18.0	(6, 1)	1.0		7	3	2	2	0	1	0	0	0	0	1	6	11	18.00	4.000
56 Frank Herrmann, R ERA: 18.0	(7, 1)	1.0		8	5	4	4	0	0	0	0	0	0	1	8	10	36.00	5.000

PITCHER		IP	WLS	BF	H	R	ER	SO	BB	IBB	HBP	BLK	WP	HR	S	P	ERA	WHIP
78 Matt Langwell, R ERA: 6.0	(8, 1)	1.0		5	3	2	2	0	0	0	0	0	0	0	5	6	18.00	3.000
57 Fernando Nieve, R ERA: 3.86	(9, 1)	1.0		7	3	2	1	3	1	0	0	0	0	0	12	16	9.00	4.000

BOTTOM

Cleveland Indians @ Oakland Athletics

Phoenix Municipal Stadium, Phoenix, AZ

Mon Feb 25 2013, 3:07 PM - 6:22 PM EST

Att. 2,026 - Sunny - 60 F

livebaseballscorecards.com

AB	42
R	10
H	17
RBI	9
BB	3
SO	7
LOB	15

Kansas City Royals @ Cleveland Indians

Goodyear Ballpark, Goodyear, AZ

Tue Feb 26 2013, 3:09 PM - 5:51 PM EST

Att. 1,577 - Sunny - 64 F

TOP

livebaseballscorecards.com

Batter	1	2	3	4	5	6	7	8	9	AB	R	H	RBI	BB	SO	LOB
1 Jarrod Dyson, L (1, 8) OBP: 0.545, SLG: 0.444	x 0-0 16 CS 2 S 1B		BBBB 4-0 2 G6-3 2 S 35 3B BB	BBBB 4-0 1-2 2-3 BB	x 0-0 ③ P6			x 0-0 23 G4-6-3 1B		2	1	1	0	2	0	3
32 Endy Chavez, L (6, 8) OBP: 0.429, SLG: 0.429										1	0	1	0	0	0	0
2 Alcides Escobar, R (1, 6) OBP: 0.375, SLG: 0.625	CSS 0-3 ① K 1-2		B x 1-0 ① G6-3 1-3	x 0-0 ③ FC5 2-3f		x 0-0 ① F8		x 0-0 ②③ G4-6-3 1-2f		3	0	0	0	0	1	5
23 Elliot Johnson, S (6, PH) OBP: 0.222, SLG: 0.250										2	0	0	0	0	0	1
(6, 6)																
35 Eric Hosmer, L (1, 3) OBP: 0.455, SLG: 0.500	BBBB 4-0 16 CS 16 1B BB		x 0-0 3-H 3B		BBBB 4-0 16 HR BB	x 0-0 1B			x 0-0 26 G4-6-3 1B	1	2	1	1	2	0	0
23 Xavier Nady, R (6, PH) OBP: 0.444, SLG: 0.375										2	0	2	0	0	0	0
(6, 3)																
16 Billy Butler, R (1, 10) OBP: 0.400, SLG: 0.800	2 SAFE x 0-0 ② 1-H 2-3 1B		SFS 0-3 ② K		BSCBBx 3-2 1-H HR	x 0-0 ② F8			x 0-0 ① ② G4-6-3 1-2f	3	1	2	3	0	1	1
26 George Kottaras, L (6, PH) OBP: 0.500, SLG: 0.400										2	0	0	0	0	0	2
(6, 10)																
13 Salvador Perez, R (1, 2) OBP: 0.462, SLG: 0.500	x 0-0 ③ G6-3		x 0-0 ③ L9		x 0-0 ① G6-3	x 0-0 ③ P3			x 0-0 ③ F9	3	0	0	0	0	0	2
66 Adam Moore, R (6, PH) OBP: 0.375, SLG: 1.125										2	0	0	0	0	0	1
(6, 2)																
8 Mike Moustakas, L (1, 5) OBP: 0.500, SLG: 0.600		x 0-0 ① F8		x 0-0 ① F8	x 0-0 37 1B 2B		x 0-0 ① P4			3	0	1	0	0	0	0
24 Miguel Tejada, R (6, 5) OBP: 0.143, SLG: 0.143										1	0	0	0	0	0	0
7 David Lough, L (1, 9) OBP: 0.600, SLG: 0.556		x 0-0 ② F7		x 0-0 1 BB 37 1B 1B	BBB 4-0 37 1B BB		x 0-0 ② G5-3			2	0	1	0	1	0	0
68 Luis Durango, S (6, 9)										1	0	0	0	0	0	0
9 Johnny Giavotella, R (1, 4) OBP: 0.375, SLG: 0.429		x 0-0 2B		x 0-0 ② P4	x 0-0 ② F8		x 0-0 ③ G5-3			3	0	1	0	0	0	3
19 Irving Falu, S (6, 4) OBP: 0.250, SLG: 0.250										1	0	0	0	0	0	0
37 Willy Taveras, R (1, 7) OBP: 0.455, SLG: 0.636	SFC 0-3 ③ K			x 0-0 2 FC5 1 BB 1-2 1B	x 0-0 1-2 2-3 1B			x 0-0 ① L3		3	0	2	0	0	1	1
69 Anthony Seratelli, S (6, 7) OBP: 0.250, SLG: 0.250										1	0	0	0	0	0	0

	AB	36
	R	4
	H	12
	RBI	4
	BB	5
	SO	3
	LOB	19

Inning Stats	1	2	3	4	5	6	7	8	9
	R: 1 E: 0 K: 1 S: 6	R: 0 E: 0 K: 1 S: 6	R: 1 E: 0 K: 1 S: 6	R: 0 E: 0 K: 0 S: 5	R: 2 E: 0 K: 0 S: 8	R: 0 E: 0 K: 0 S: 4	R: 0 E: 0 K: 0 S: 3	R: 0 E: 0 K: 0 S: 3	R: 0 E: 0 K: 0 S: 3
	H: 2 LOB: 1 BB: 1 P: 10	H: 1 LOB: 1 BB: 0 P: 6	H: 1 LOB: 1 BB: 1 P: 11	H: 2 LOB: 3 BB: 1 P: 9	H: 3 LOB: 3 BB: 2 P: 19	H: 1 LOB: 1 BB: 0 P: 4	H: 0 LOB: 0 BB: 0 P: 3	H: 1 LOB: 0 BB: 0 P: 3	H: 1 LOB: 0 BB: 0 P: 3

1B: 8	SF: 0	WP: 0	PA: 41
2B: 2	SAC: 0	PB: 0	
3B: 1	DP: 2	SB: 2	
HR: 1	HBP: 0	CS: 2	

PITCHER		IP	WLS	BF	H	R	ER	SO	BB	IBB	HBP	BLK	WP	HR	S	P	ERA	WHIP
32 Matt Albers, R	(1, 1)	1.0	L	5	2	1	1	1	1	0	0	0	0	0	6	10	9.00	3.000
ERA: 22.5																		
54 Chris Perez, R	(2, 1)	1.0		4	1	0	0	1	0	0	0	0	0	0	6	6	0.00	1.000
ERA:																		
27 Bryan Shaw, R	(3, 1)	1.0		5	1	1	1	1	1	0	0	0	0	0	6	11	9.00	2.000
ERA: 4.5																		
51 Scott Barnes, L	(4, 1)	1.0		6	2	0	0	0	1	0	0	0	0	0	5	9	0.00	3.000
ERA: 4.5																		
76 Giovanni Soto, L	(5, 1)	0.2		7	3	2	2	0	2	0	0	0	0	1	7	18	27.00	7.500
ERA: 47.25																		

PITCHER		IP	WLS	BF	H	R	ER	SO	BB	IBB	HBP	BLK	WP	HR	S	P	ERA	WHIP
79 Preston Guilmet, R	(5, 1)	1.1		5	1	0	0	0	0	0	0	0	0	0	5	5	0.00	0.750
ERA:																		
81 Edward Paredes, L	(7, 1)	1.0		3	0	0	0	0	0	0	0	0	0	0	3	3	0.00	0.000
ERA: 4.5																		
58 Joe Martinez, R	(8, 1)	1.0		3	1	0	0	0	0	0	0	0	0	0	3	3	0.00	1.000
ERA: 15.0																		
80 Jerry Gil, R	(9, 1)	1.0		3	1	0	0	0	0	0	0	0	0	0	3	3	0.00	1.000
ERA:																		

Batter	1	2	3	4	5	6	7	8	9	AB	R	H	RBI	BB	SO	LOB
11 Drew Stubbs, R (1, 9) OBP: 0.222, SLG: 0.125	P3		G6-3			BB 13 L4-3		HR		2	0	0	0	1	0	0
83 Matt Carson, R (7, 9) OBP: 0.625, SLG: 1.500										1	1	1	1	0	0	0
13 Asdrúbal Cabrera, S (1, 6) OBP: 0.333, SLG: 0.250	G3-4-1		K			L4-3 1-1		G3-1		3	0	0	0	0	1	1
82 Luis Hernandez, S (7, 6) OBP: 0.222, SLG: 0.125										1	0	0	0	0	0	0
22 Jason Kipnis, L (1, 4) OBP: 0.333, SLG: 0.375	HBP			2B 33 G3		K		G6-3		2	0	1	0	0	1	0
68 Omir Santos, R (7, 2) OBP: 0.250, SLG: 0.500										1	0	0	0	0	0	0
33 Nick Swisher, S (1, 10) OBP: 0.286, SLG: 0.286	F9			G3 2-3			G6-3		K	3	0	0	0	0	0	2
71 Chris McGuiness, L (9, PH) OBP: 0.111, SLG: 0.111										1	0	0	0	0	1	0
41 Carlos Santana, S (1, 2) OBP: 0.571, SLG: 1.000		1B 8 G4-3 12 G1-3		P6			G3-1		2B	2	0	1	0	0	0	1
46 Cord Phelps, S (7, 4) OBP: 0.545, SLG: 1.000										2	0	1	0	0	0	0
12 Mark Reynolds, R (1, 3) OBP: 0.400, SLG: 0.600		G1-3 1-2		G6-3		1B 65 BB			K	3	0	1	0	0	0	2
74 Jesús Aguilar, R (7, PR) OBP: 0.714, SLG: 0.800 (8, 3)										1	0	0	0	0	1	1
8 Lonnie Chisenhall, L (1, 5) OBP: 0.250, SLG: 0.625		G4-3 2-3			K	BB 1-2			F7	2	0	0	0	0	1	1
65 Nate Spears, L (6, 5) OBP: 0.300, SLG: 0.250										1	0	0	0	1	0	1
72 Tim Fedroff, L (1, 7) OBP: 0.200, SLG: 0.200		F8			K		G4-3			3	0	0	0	0	1	3
62 Cedric Hunter, L (1, 8) OBP: 0.083, SLG: 0.083			K		K			G4-3		3	0	0	0	0	2	0
Inning Stats	R: 0 H: 0 E: 0 LOB: 1 K: 0 BB: 0 S: 3 P: 4	R: 0 H: 1 E: 0 LOB: 1 K: 0 BB: 0 S: 4 P: 4	R: 0 H: 0 E: 0 LOB: 0 K: 2 BB: 0 S: 7 P: 7	R: 0 H: 1 E: 0 LOB: 1 K: 0 BB: 0 S: 4 P: 4	R: 0 H: 0 E: 0 LOB: 0 K: 3 BB: 0 S: 9 P: 9	R: 0 H: 0 E: 0 LOB: 0 K: 1 BB: 1 S: 4 P: 8	R: 0 H: 1 E: 0 LOB: 2 K: 0 BB: 1 S: 4 P: 8	R: 1 H: 1 E: 0 LOB: 0 K: 0 BB: 0 S: 5 P: 6	R: 0 H: 1 E: 0 LOB: 1 K: 2 BB: 0 S: 8 P: 8	1B: 2 SF: 0 2B: 3 SAC: 0 3B: 0 DP: 1 HR: 1 HBP: 1						

PITCHER	IP	WLS	BF	H	R	ER	SO	BB	IBB	HBP	BLK	WP	HR	S	P	ERA	WHIP
22 Wade Davis, R (1, 1) ERA:	2.0	W	8	1	0	0	0	0	0	1	0	0	0	7	8	0.00	0.500
73 Yordano Ventura, R (3, 1) ERA: 4.91	2.0	H	7	1	0	0	2	0	0	0	0	0	0	11	11	0.00	0.500
49 Donnie Joseph, L (5, 1) ERA:	1.0		3	0	0	0	3	0	0	0	0	0	0	9	9	0.00	0.000
46 Justin Marks, L (6, 1) ERA:	2.0		8	1	0	0	1	2	0	0	0	0	0	8	16	0.00	1.500
61 Brian Sanches, R (8, 1) ERA: 4.5	1.0		4	1	1	1	0	0	0	0	0	0	1	5	6	9.00	1.000

PITCHER	IP	WLS	BF	H	R	ER	SO	BB	IBB	HBP	BLK	WP	HR	S	P	ERA	WHIP
50 Dan Wheeler, R (9, 1) ERA:	1.0	S	4	1	0	0	2	0	0	0	0	0	0	8	8	0.00	1.000

BOTTOM

Kansas City Royals @ Cleveland Indians

Goodyear Ballpark, Goodyear, AZ

Tue Feb 26 2013, 3:09 PM - 5:51 PM EST

Att. 1,577 - Sunny - 64 F

livebaseballscorecards.com

AB	31
R	1
H	5
RBI	1
BB	2
SO	8
LOB	12

Batter	1	2	3	4	5	6	7	8	9	AB	R	H	RBI	BB	SO	LOB
13 Dustin Ackley, L (1, 4) OBP: 0.333, SLG: 0.600	G4-3		BB	K		K			K	2	0	0	0	1	1	1
61 Nick Franklin, S (5, 4) OBP: 0.182, SLG: 0.200										2	0	0	0	0	2	3
33 Casper Wells, R (1, 7) OBP: 0.077, SLG: 0.308	G6-3		F7		F9		K		F7	5	0	0	0	0	1	3
15 Kyle Seager, L (1, 5) OBP: 0.250, SLG: 0.250	G6-3		F8		K		16 G6-4-3 1B			3	0	0	0	0	1	2
1 Carlos Triunfel, R (5, 5) OBP: 0.111, SLG: 0.111										1	0	1	0	0	0	0
8 Kendrys Morales, S (1, 3) OBP: 0.250, SLG: 0.250		28 G3-6 1B		28 2B 55 1B 1B	F8		G6-4-3 1-2f			3	1	2	0	0	0	0
16 Alex Liddi, R (5, 3) OBP: 0.100, SLG: 0.400										1	0	0	0	0	0	1
28 Raul Ibanez, L (1, 10) OBP: 0.500, SLG: 1.000		G3-6 1-2f		55 1B 27 G6-4-3 1-3 2B		4 E 27 E 77 FC6-4 1B		K		3	2	2	0	0	0	1
9 John Hicks, R (8, PH) OBP: 0.600, SLG: 0.600										1	0	0	0	0	1	0
(8, 10)																
55 Michael Saunders, L (1, 8) OBP: 0.273, SLG: 0.636		G3		27 G6-4-3 2-3 3-H 1B		F8		K		3	0	1	1	0	0	1
76 Julio Morban, L (6, 8) OBP: 0.571, SLG: 0.857										1	0	0	0	0	1	0
27 Ronny Paulino, R (1, 2) OBP: 0.125, SLG: 0.125			G5-3	G6-4-3 1-2f 3-H		FC6 77 FC6-4 4 E 1-2		F9		3	0	0	0	0	0	2
5 Mike Zunino, R (6, 2)										1	0	0	0	0	0	0
4 Carlos Peguero, L (1, 9) OBP: 0.545, SLG: 1.222			HR	HR		FC5 77 FC6-4 1-2 2-3			K	4	2	2	2	0	1	2
26 Brendan Ryan, R (1, 6) OBP: 0.750, SLG: 1.667			13 BB HBP	1B		FC6-4 1-2f 2-3 3-H			E6	1	0	1	0	0	0	0
77 Brad Miller, L (5, 6) OBP: 0.200, SLG: 0.300										2	0	0	1	0	0	2
Inning Stats	R: 0 E: 0 K: 0 S: 3 / H: 0 LOB: 0 BB: 0 P: 3	R: 0 E: 0 K: 0 S: 3 / H: 1 LOB: 0 BB: 0 P: 3	R: 1 E: 0 K: 0 S: 5 / H: 1 LOB: 2 BB: 1 P: 13	R: 3 E: 0 K: 1 S: 11 / H: 5 LOB: 1 BB: 0 P: 12	R: 0 E: 0 K: 1 S: 5 / H: 0 LOB: 0 BB: 0 P: 5	R: 1 E: 2 K: 1 S: 8 / H: 1 LOB: 2 BB: 0 P: 8	R: 0 E: 0 K: 1 S: 5 / H: 1 LOB: 0 BB: 0 P: 5	R: 0 E: 0 K: 2 S: 7 / H: 0 LOB: 0 BB: 0 P: 7	R: 0 E: 1 K: 2 S: 8 / H: 0 LOB: 1 BB: 0 P: 8	1B: 6 2B: 1 3B: 0 HR: 2 / SF: 0 SAC: 0 DP: 3 HBP: 1						

TOP

Seattle Mariners @ Cleveland Indians

Goodyear Ballpark, Goodyear, AZ

Wed Feb 27 2013, 3:04 PM - 5:44 PM EST

Att. 2,252 - Sunny - 64 F

livebaseballscorecards.com

AB	36
R	5
H	9
RBI	4
BB	1
SO	8
LOB	18

PITCHER		IP	WLS	BF	H	R	ER	SO	BB	IBB	HBP	BLK	WP	HR	S	P	ERA	WHIP
39 Brett Myers, R ERA: 3.6	(1, 1)	3.0	L	12	2	1	1	0	1	0	1	0	0	1	11	19	3.00	1.000
28 Corey Kluber, R ERA: 11.25	(4, 1)	2.0		10	5	3	3	2	0	0	0	0	0	1	16	17	13.50	2.500
53 Rich Hill, L ERA:	(6, 1)	1.0		6	1	1	0	1	0	0	0	0	0	0	8	8	0.00	1.000
37 Cody Allen, R ERA:	(7, 1)	1.0		3	1	0	0	1	0	0	0	0	0	0	5	5	0.00	1.000
50 Nick Hagadone, L ERA:	(8, 1)	1.0		3	0	0	0	2	0	0	0	0	0	0	7	7	0.00	0.000

PITCHER		IP	WLS	BF	H	R	ER	SO	BB	IBB	HBP	BLK	WP	HR	S	P	ERA	WHIP
78 Matt Langwell, R ERA: 4.5	(9, 1)	1.0		4	0	0	0	2	0	0	0	0	0	0	8	8	0.00	0.000

1B: 6	SF: 0	WP: 0	PA: 38	
2B: 1	SAC: 0	PB: 0		
3B: 0	DP: 3	SB: 0		
HR: 2	HBP: 1	CS: 0		

Seattle Mariners @ Cleveland Indians

Goodyear Ballpark, Goodyear, AZ

Wed Feb 27 2013, 3:04 PM - 5:44 PM EST

Att. 2,252 - Sunny - 64 F

BOTTOM

Batter	1	2	3	4	5	6	7	8	9	AB	R	H	RBI	BB	SO	LOB
24 Michael Bourn, L (1, 8) OBP: 0.300, SLG: 0.125	G4-3		G6-3		6 E 1B		K		K	3	0	1	0	0	0	0
83 Matt Carson, R (6, 8) OBP: 0.500, SLG: 1.125										2	0	0	0	0	2	0
6 Lou Marson, R (1, 2)	46 1B BB		K		E5 1-3		2B		61 WP 1B	2	0	0	0	1	1	1
40 Yan Gomes, R (6, 2) OBP: 0.571, SLG: 1.286										2	0	2	0	0	0	0
25 Jason Giambi, L (1, 10)	K		G4-3		G3		G5-3		F8 1-2	3	0	0	0	0	1	3
61 Mike McDade, S (7, PH) OBP: 0.455, SLG: 0.556 (8, 10)										2	0	0	0	0	0	2
46 Cord Phelps, S (1, 5) OBP: 0.500, SLG: 0.818	9 BB 1-3 1B			K		L6		E6 82 G4-3 74 SF8		3	0	1	0	0	1	0
89 Gio Urshela, R (7, 5)										1	1	0	0	0	0	0
9 Ryan Raburn, R (1, 4) OBP: 0.692, SLG: 1.500	BB 1-2			G6-3		K		G4-3 2-3		2	0	0	0	1	1	0
82 Luis Hernandez, S (7, 4) OBP: 0.200, SLG: 0.111										1	0	0	0	0	0	1
10 Ben Francisco, R (1, 7) OBP: 0.600, SLG: 0.875	K			BB	71 1B 1-2 1B			BB		2	0	1	0	1	1	3
35 Jeremy Hermida, L (7, 7) OBP: 0.500, SLG: 0.167										0	0	0	0	1	0	0
71 Chris McGuiness, L (1, 3) OBP: 0.167, SLG: 0.167		L4		F9				SF8 3-H		3	0	1	0	0	0	1
74 Jesús Aguilar, R (7, 3) OBP: 0.625, SLG: 0.800										0	0	0	1	0	0	0
66 Juan Diaz, L (1, 6) OBP: 0.400, SLG: 0.700		K			F9	K		K		2	0	0	0	0	1	0
91 Ronny Rodríguez, R (6, 6)										2	0	0	0	0	2	3
1 Ezequiel Carrera, L (1, 9) OBP: 0.333, SLG: 0.444		K			F8		L5		G3	2	0	0	0	0	1	0
90 Carlos Moncrief, L (6, 9) OBP: 0.250, SLG: 0.500										2	0	0	0	0	0	0
Inning Stats	R: 0 E: 0 K: 2 S: 8 H: 1 LOB: 3 BB: 2 P: 16	R: 0 E: 0 K: 2 S: 7 H: 0 LOB: 0 BB: 0 P: 7	R: 0 E: 0 K: 1 S: 5 H: 0 LOB: 0 BB: 0 P: 5	R: 0 E: 0 K: 1 S: 5 H: 0 LOB: 1 BB: 1 P: 9	R: 0 E: 1 K: 0 S: 5 H: 1 LOB: 2 BB: 0 P: 5	R: 0 E: 0 K: 2 S: 9 H: 2 LOB: 2 BB: 0 P: 9	R: 0 E: 0 K: 1 S: 6 H: 1 LOB: 1 BB: 0 P: 6	R: 1 E: 1 K: 1 S: 6 H: 0 LOB: 1 BB: 1 P: 10	R: 0 E: 0 K: 1 S: 6 H: 1 LOB: 1 BB: 0 P: 7	1B: 5 2B: 1 3B: 0 HR: 0	SF: 1 SAC: 0 DP: 0 HBP: 0						

	AB	34
	R	1
	H	6
	RBI	1
	BB	4
	SO	11
	LOB	14

WP: 1 PB: 0 SB: 0 CS: 0 PA: 39

livebaseballscorecards.com

PITCHER		IP	WLS	BF	H	R	ER	SO	BB	IBB	HBP	BLK	WP	HR	S	P	ERA	WHIP
60 Danny Hultzen, L ERA:	(1, 1)	2.0	W	9	1	0	0	4	2	0	0	0	0	0	15	23	0.00	1.500
68 Taijuan Walker, R ERA:	(3, 1)	2.0	H	7	0	0	0	2	1	0	0	0	0	0	10	14	0.00	0.500
41 Charlie Furbush, L ERA:	(5, 1)	1.0		5	1	0	0	0	0	0	0	0	0	0	5	5	0.00	1.000
45 Hector Noesí, R ERA: 21.6	(6, 1)	1.0		5	2	0	0	2	0	0	0	0	0	0	9	9	0.00	2.000
44 Lucas Luetge, L ERA: 4.5	(7, 1)	1.0		4	1	0	0	1	0	0	0	0	0	0	6	6	0.00	1.000

PITCHER		IP	WLS	BF	H	R	ER	SO	BB	IBB	HBP	BLK	WP	HR	S	P	ERA	WHIP
46 Stephen Pryor, R ERA:	(8, 1)	1.0		5	0	1	0	1	1	0	0	0	0	0	6	10	0.00	1.000
53 Josh Kinney, R ERA:	(9, 1)	1.0		4	1	0	0	1	0	0	0	0	1	0	6	7	0.00	1.000

Cleveland Indians @ Texas Rangers

Surprise Stadium, Surprise, AZ

Thu Feb 28 2013, 3:06 PM - 5:29 PM EST

Att. 3,217 - Sunny - 63 F

livebaseballscorecards.com

Batter	1	2	3	4	5	6	7	8	9	AB	R	H	RBI	BB	SO	LOB
11 Drew Stubbs, R (1, 8) OBP: 0.250, SLG: 0.182	B SI 92 C SI 92 B SI 92 B SI 93		C SL 81 B SI 92 D CU 74 D CH 82 C SI 92 C CH 82			C SI 84 B SI 87 X CH 83		B CU 79 B FF 91 B FF 90 B FF 90		3	0	1	0	0	1	2
91 Tyler Holt, R (6, 9) OBP: 1.000, SLG: 2.000	(3, 9) 3-1 13 G5-4-3 1B		3-3 K			1-1 F9		4-0 84 FC6-4 BB		0	0	0	0	1	0	0
13 Asdrúbal Cabrera, S (1, 6) OBP: 0.250, SLG: 0.182	B SI 92 B CH 84 X SI 92		B SL 80 X SI 92			B SL 78 C CH 83 C SI 89 B SL 80 X SI 85		X SI 90		3	0	0	0	0	0	3
84 Francisco Lindor, S (6, 6)	2-0 G5-4-3 1-2f		1-0 F9			2-2 G4-3		0-0 FC6-4 1-2f		1	0	0	0	0	0	1
22 Jason Kipnis, L (1, 4) OBP: 0.250, SLG: 0.273	B SI 93 B SL 80 X SI 92			C SI 91 F SI 91 S SL 82		C SL 80 B SL 80 B SI 87 C SI 88 T SI 86			C FF 87 X FF 87	3	0	0	0	0	2	0
65 Nate Spears, L (6, 4) OBP: 0.273, SLG: 0.222	2-0 L8			1-3 K		2-2 K			0-1 F7	1	0	0	0	0	0	0
33 Nick Swisher, S (1, 3) OBP: 0.200, SLG: 0.200		C CU 72 B SL 81 B SL 80 F SI 91 F SI 91 B SL 82 X SI 93		C SL 82 B SI 92 B SL 81 X SL 82			C SI 90 B CH 81 S CH 83 B SI 91 X SI 90		C FF 88 B SL 77 F CH 82 B FS 83 C FF 88	3	0	0	0	0	0	0
73 Brian Jeroloman, L (7, 2)		3-2 P3		2-1 L7			2-2 G4-3		2-3 K	1	0	0	0	0	1	0
41 Carlos Santana, S (1, 2) OBP: 0.500, SLG: 0.778		C SI 92 X SI 94		B SI 93 C SL 82 X SL 82			B SL 80 B SI 90 C SI 91 T CH 83 B SL 80 B FF 91		C SL 76 X FF 87	2	0	0	0	1	0	0
61 Mike McDade, S (7, PR) OBP: 0.417, SLG: 0.500		0-1 F9		1-1 F7			4-2 BB		0-1 G6-3	1	0	0	0	0	0	0
12 Mark Reynolds, R (1, 10) OBP: 0.333, SLG: 0.500		X CH 83			C FF 89 B SI 90 B SL 83 B SL 84 S FF 91 X FF 91		F FF 90 F SI 90 B SL 78 B SL 77 F SI 90 X SI 90			2	0	0	0	0	0	0
40 Yan Gomes, R (7, PH) OBP: 0.500, SLG: 1.125		0-0 G5-3			3-2 P3		2-2 F8			1	0	0	0	0	0	1
(7, 10)																
9 Ryan Raburn, R (1, 7) OBP: 0.688, SLG: 1.308			C SL 77 F SL 79 F SI 92 B SI 92 X SL 80		B FF 89 B SL 84 B FF 90 X FF 90		F SI 90 X SI 90			3	0	2	0	0	0	1
35 Jeremy Hermida, L (7, 7) OBP: 0.500, SLG: 0.167			1-2 8 1B 1B		3-0 8 1B 1B		0-1 F8			0	0	0	0	0	0	0
8 Lonnie Chisenhall, L (1, 5) OBP: 0.364, SLG: 0.636			C SI 92 1 SAFE B SI 92 F SI 92 1 SAFE X SI 93		F SI 90 F CH 82 X FF 90			X SI 91		3	0	2	0	0	0	0
82 Luis Hernandez, S (8, 5) OBP: 0.200, SLG: 0.111			1-2 1-2 1B		0-2 83 G5-4-3 1-2 1B			0-0 P5		0	0	0	0	0	0	0
83 Matt Carson, R (1, 9) OBP: 0.385, SLG: 0.818			B SI 91 B CH 81 S SI 91 S SI 92 X SI 93		B SL 84 X FF 91			C FF 91 F FF 91 C CU 76		3	0	0	0	0	1	4
(3, 8)			2-2 F8		1-0 G5-4-3 1-2f			0-3 K								
62 Cedric Hunter, L (8, 8) OBP: 0.083, SLG: 0.083										0	0	0	0	0	0	0

Inning Stats										
	R: 0 E: 0 K: 0 S: 4	H: 1 LOB: 0 BB: 0 P: 11	R: 0 E: 0 K: 0 S: 7	H: 0 LOB: 0 BB: 0 P: 10	R: 0 E: 0 K: 1 S: 14	H: 2 LOB: 2 BB: 0 P: 22	R: 0 E: 0 K: 1 S: 7	H: 0 LOB: 0 BB: 0 P: 11	R: 0 E: 0 K: 0 S: 8	H: 2 LOB: 1 BB: 0 P: 15
	R: 0 E: 0 K: 1 S: 8	H: 0 LOB: 0 BB: 0 P: 13	R: 0 E: 0 K: 0 S: 11	H: 0 LOB: 1 BB: 1 P: 19	R: 0 E: 0 K: 1 S: 5	H: 0 LOB: 1 BB: 1 P: 9	R: 0 E: 0 K: 1 S: 7	H: 0 LOB: 0 BB: 0 P: 9	1B: 5 2B: 0 3B: 0 HR: 0	SF: 0 SAC: 0 DP: 2 HBP: 0

	AB	30
	R	0
	H	5
	RBI	0
	BB	2
	SO	5
	LOB	12

WP: 0 PB: 0 SB: 0 CS: 0 PA: 32

PITCHER	IP	WLS	BF	H	R	ER	SO	BB	IBB	HBP	BLK	WP	HR	S	P	ERA	WHIP
45 Derek Holland, L (1, 1) ERA: 1.29	4.0	W	14	3	0	0	2	0	0	0	0	0	0	32	54	0.00	0.750
25 Josh Lindblom, R (5, 1) ERA: 5.4	1.0		4	2	0	0	0	0	0	0	0	0	0	8	15	0.00	2.000
32 Nate Robertson, L (6, 1) ERA:	1.0		3	0	0	0	1	0	0	0	0	0	0	8	13	0.00	0.000
60 Coty Woods, R (7, 1) ERA: 3.38	1.0		4	0	0	0	0	1	0	0	0	0	0	11	19	0.00	1.000
39 Jeff Beliveau, L (8, 1) ERA:	1.0		4	0	0	0	1	1	0	0	0	0	0	5	9	0.00	1.000

PITCHER	IP	WLS	BF	H	R	ER	SO	BB	IBB	HBP	BLK	WP	HR	S	P	ERA	WHIP
65 Johan Yan, R (9, 1) ERA:	1.0		3	0	0	0	1	0	0	0	0	0	0	7	9	0.00	0.000

BOTTOM

Cleveland Indians @ Texas Rangers

Surprise Stadium, Surprise, AZ

Thu Feb 28 2013, 3:06 PM - 5:29 PM EST

Att. 3,217 - Sunny - 63 F

livebaseballscorecards.com

Batter	1	2	3	4	5	6	7	8	9	AB	R	H	RBI	BB	SO	LOB
27 Lance Berkman, S (1, 10) OBP: 0.667, SLG: 0.500 19 Aaron Cunningham, R (5, PH) OBP: 0.500, SLG: 0.625 (6, 10)	C FF 92 C SI 92 B FF 93 F FF 94 B CU 79 B FF 93 F FF 93 F FF 92 B FF 93 4-2 7 2B 17 G1-3 BB	S FF 92 B FF 93 X CU 78 1-1 5 1B 17 1B 1B	B FF 90 X FF 91 1-0 ② P5		C FC 85 B FS 86 X FC 86 1-1 ② F8		C CH 84 B SL 80 S SL 78 X KC 75 1-2 ③ L4			2 2 1 0 1 0 2 2 0 0 0 0 0 0						
5 Ian Kinsler, R (1, 4) OBP: 0.250, SLG: 0.455 63 Yangervis Solarte, S (5, PH) OBP: 0.400, SLG: 0.500 (6, 4)	B FF 90 X SI 90 1-0 ① F8	X SI 92 0-0 17 1B 1-2 1B	C SL 76 B FF 91 X FF 90 1-1 1-3 2-H 2B		B FC 84 B FF 86 F FF 87 X FF 86 2-1 7 1B 1B			C FF 91 T FF 92 B SI 94 C SL 84 1-3 ① K		3 0 2 1 0 0 1 2 0 1 0 0 1 0						
7 David Murphy, L (1, 7) OBP: 0.308, SLG: 0.333 71 James Adduci, L (5, PR) OBP: 0.455, SLG: 0.727 (6, 7)	C FF 90 D CH 82 X FF 88 1-1 17 G1-3 1-3 2B	D CU 78 C SI 81 B FF 89 F SI 92 C CU 80 2-3 ② K	X FF 91 0-0 ③ F9		X SL 83 0-0 1-3 1B			S CH 84 X CH 84 0-1 68 1B 9 1B 21 1B 1B		4 0 2 0 0 1 4 1 1 1 0 0 0 0						
17 Nelson Cruz, R (1, 9) OBP: 0.214, SLG: 0.500 9 Mike Olt, R (6, 9) OBP: 0.308, SLG: 0.583	B FF 94 B CU 75 X SI 94 2-0 ② G1-3 2-3 3-H	S FF 87 B SI 91 X FF 88 1-1 1-3 2-H 1B		C FC 87 B CU 75 C FF 89 X CU 76 1-2 ① G5-3	X FC 85 0-0 ③ F8			B FF 92 X FF 91 1-0 21 1B 68 1B 1-2 1B		4 0 1 2 0 0 3 1 0 1 0 0 0 0						
12 A.J. Pierzynski, L (1, 2) OBP: 0.250, SLG: 0.250 68 Konrad Schmidt, R (6, 2) OBP: 0.250, SLG: 0.250	X FF 92 0-0 ③ P5	B SI 93 F SI 93 X FF 93 1-1 ③ F9		F FF 89 B CH 76 F FF 87 X CU 76 1-2 ② F8		B CH 84 C FF 91 B KC 72 F FF 91 X KC 74 2-2 ① P6		S FF 91 X FF 91 0-1 21 1B 1-2 2-3 1B		3 0 0 0 0 0 3 2 0 1 0 0 0 0						
15 Jeff Baker, R (1, 5) OBP: 0.429, SLG: 0.571 21 Brandon Snyder, R (6, 5) OBP: 0.250, SLG: 0.167		B FF 91 C FF 92 B SL 86 X FF 93 2-1 2 F9 18 1B 13 E 1B	B FF 89 F FF 89 B FF 90 F FF 89 X FF 90 2-2 2 1B 2B	B FF 88 C FC 85 B CU 77 X CH 84 2-1 18 WP 18 HR 1B		B FF 91 X FF 92 1-0 ② L4		B SL 80 X FF 91 1-0 70 G4-6-3 1-2 2-3 3-H 1B		3 3 3 0 0 0 0 2 0 1 1 0 0 0						
18 Mitch Moreland, L (1, 3) OBP: 0.417, SLG: 0.600 70 Brandon Allen, L (6, 3) OBP: 0.250, SLG: 0.455	C FF 91 S CU 78 X FF 92 0-2 13 E 1-2 1B	B FF 90 X SI 90 1-0 ① F7	S CH 77 F CH 84 B CU 74 B CU 76 B CH 80 X FF 89 3-2 1-H HR			F FF 91 C CH 80 B KC 74 B KC 73 S CH 80 2-3 ③ K		C FF 92 B CH 84 B CH 84 X FF 90 2-1 ② ③ G4-6-3 1-2f		3 2 2 2 0 0 1 2 0 0 0 0 1 3						
2 Leonys Martin, L (1, 8) OBP: 0.444, SLG: 0.647 20 Julio Borbon, L (6, 8) OBP: 0.286, SLG: 0.250	C FF 92 X SI 82 0-1 ① F9 2-3	B FF 91 X FF 91 1-0 13 BB 5 2B 2-H 1B	F FC 84 B CH 79 X FF 87 1-1 ③ F8				C FF 90 B KC 72 C CH 84 X SL 79 1-2 ① F9			3 1 1 1 0 0 2 1 0 0 0 0 0 0						
13 Jurickson Profar, S (1, 6) OBP: 0.471, SLG: 0.364 3 Leury García, S (6, 6) OBP: 0.313, SLG: 0.429	C CU 76 X CU 79 0-1 E4 1-H 3-H 3B	B SI 91 C FF 91 C SL 78 B SL 78 B FF 90 1 SAFE B FF 91 4-2 5 2B 1-2 BB			B FC 83 C CH 85 B SL 77 F FC 86 B CU 76 F FC 85 C FF 87 3-3 ① K		C CH 82 B SL 78 B FF 92 X CH 81 2-1 ② P5			2 1 1 2 1 1 0 1 0 0 0 0 0 0						
Inning Stats	R: 1 E: 0 K: 0 S: 10 H: 1 LOB: 1 BB: 1 P: 18	R: 4 E: 1 K: 1 S: 19 H: 6 LOB: 2 BB: 0 P: 26	R: 2 E: 0 K: 0 S: 11 H: 3 LOB: 2 BB: 1 P: 21	R: 2 E: 0 K: 0 S: 13 H: 2 LOB: 0 BB: 0 P: 21	R: 0 E: 0 K: 1 S: 10 H: 2 LOB: 2 BB: 0 P: 16	R: 0 E: 0 K: 1 S: 7 H: 0 LOB: 0 BB: 0 P: 12	R: 0 E: 0 K: 0 S: 8 H: 0 LOB: 0 BB: 0 P: 12	R: 1 E: 0 K: 1 S: 11 H: 4 LOB: 2 BB: 0 P: 16		1B: 13 2B: 3 3B: 1 HR: 1 SF: 0 SAC: 0 DP: 1 HBP: 0						

	AB	41
	R	10
	H	18
	RBI	9
	BB	2
	SO	4
	LOB	19

WP: 1 PA: 43
PB: 0
SB: 0
CS: 0

PITCHER		IP	WLS	BF	H	R	ER	SO	BB	IBB	HBP	BLK	WP	HR	S	P	ERA	WHIP
34 Zach McAllister, R ERA: 11.25	(1, 1)	2.0	L	14	7	5	5	1	1	0	0	0	0	0	29	44	22.50	4.000
52 Vinnie Pestano, R ERA: 6.0	(3, 1)	1.0		7	3	2	2	0	1	0	0	0	0	0	11	21	18.00	4.000
20 Daisuke Matsuzaka, R ERA: 4.5	(4, 1)	2.0		10	4	2	2	1	0	0	0	0	1	1	23	37	9.00	2.000
47 Trevor Bauer, R ERA: -	(6, 1)	2.0		6	0	0	0	1	0	0	0	0	0	0	15	24	0.00	0.000
57 Fernando Nieve, R ERA: 5.4	(8, 1)	1.0		6	4	1	1	1	0	0	0	0	0	0	11	16	9.00	4.000

PITCHER	IP	WLS	BF	H	R	ER	SO	BB	IBB	HBP	BLK	WP	HR	S	P	ERA	WHIP

Batter	1	2	3	4	5	6	7	8	9	AB	R	H	RBI	BB	SO	LOB
30 Alejandro De Aza, L (1, 8) OBP: 0.357, SLG: 0.308	C S S 0-3 ① K	X 0-0 ③ G4-3		C S S 0-3 ② K		X 0-0 ② G4-3			X 0-0 ① F9	3	0	0	0	0	2	1
18 Blake Tekotte, L (4, 8)										2	0	0	0	0	0	0
15 Gordon Beckham, R (1, 4) OBP: 0.385, SLG: 0.417	X 0-0 ② G4-3		X 0-0 ③ 44 G4-1 51 1B 24 FC5-2 1B	S C S 0-3 ③ K		X 0-0 ③ G1-3			B B B B 4-0 BB	3	0	1	0	0	1	1
77 Yolmer Sánchez, S (4, 4) OBP: 0.200, SLG: 0.111										1	0	0	0	1	0	0
51 Alex Rios, R (1, 9) OBP: 0.500, SLG: 0.818	H 1-0 HBP		X 0-0 1-2 44 G4-1 38 1B 1B		C S S 0-3 ① K		X 0-0 ① G6-3		X 0-0 ② P4	2	1	1	0	0	1	0
75 Trayce Thompson, R (5, 9)										2	0	0	0	0	0	1
44 Adam Dunn, L (1, 3) OBP: 0.333, SLG: 0.444	C S S 0-3 ③ K		X 0-0 ① G4-1 1-2 2-3		X 0-0 ② G4-3		B B B B 4-0 28 G6-3 BB		X 0-0 ③ G3	3	0	0	0	0	1	3
79 Andy Wilkins, L (5, 3) OBP: 0.455, SLG: 0.333										1	0	0	0	1	0	1
24 Dayan Viciedo, R (1, 7) OBP: 0.455, SLG: 0.700		C B B X 2-1 HR	X 0-0 ② FC5-2 38 1B 3-H		X 0-0 ③ G6-3		1 SAFE X 0-0 ②③ G6-3 1-2			3	1	1	1	0	0	2
28 Dewayne Wise, L (5, 7) OBP: 0.300, SLG: 0.375										1	0	0	0	0	0	1
38 Hector Gimenez, S (1, 2) OBP: 0.750, SLG: 0.714		X 0-0 22 HR 1B	X 0-0 1-3 2-H 22 FC6-4 1B			X 0-0 20 F9 22 BB 83 HR 1B		C S S 0-3 ① K		3	2	3	1	0	0	0
36 Josh Phegley, R (6, 2) OBP: 0.400, SLG: 0.778										1	0	0	0	0	1	0
22 Brent Morel, R (1, 5) OBP: 0.333, SLG: 0.500		X 0-0 1-H HR	X 0-0 ③ FC6-4 1-2f			B B B B 4-0 1-2 83 HR BB		X 0-0 ② G6-3		2	2	1	2	1	0	2
25 Josh Bell, S (6, 5) OBP: 0.500, SLG: 1.250										1	0	0	0	0	0	0
20 Jordan Danks, L (1, 10) OBP: 0.250, SLG: 0.250		X 0-0 ① G3		X 0-0 83 S 1B		X 0-0 ① F9 2-3		X 0-0 2B		3	0	1	0	0	0	2
80 Seth Loman, L (8, PH) OBP: 0.417, SLG: 1.000 (8, 10)										1	0	1	0	0	0	0
83 Marcus Semien, R (1, 6) OBP: 0.556, SLG: 0.857		X 0-0 ② F8		B X 1-0 ① G1-3 1-2		X 0-0 1-H 3-H HR		X 0-0 ③ G6-3		3	1	1	3	0	0	1
5 Angel Sanchez, R (6, 6) OBP: 0.222, SLG: 0.222										1	0	0	0	0	0	1
Inning Stats	R: 0 E: 0 K: 2 S: 7 H: 0 LOB: 1 BB: 0 P: 8	R: 3 E: 0 K: 0 S: 7 H: 3 LOB: 0 BB: 0 P: 9	R: 1 E: 0 K: 0 S: 6 H: 3 LOB: 2 BB: 0 P: 6	R: 0 E: 0 K: 2 S: 8 H: 1 LOB: 1 BB: 0 P: 9	R: 0 E: 0 K: 1 S: 5 H: 0 LOB: 0 BB: 0 P: 5	R: 3 E: 0 K: 0 S: 5 H: 2 LOB: 0 BB: 1 P: 9	R: 0 E: 0 K: 0 S: 2 H: 0 LOB: 0 BB: 1 P: 6	R: 0 E: 0 K: 1 S: 6 H: 1 LOB: 1 BB: 0 P: 6	R: 0 E: 0 K: 0 S: 3 H: 0 LOB: 1 BB: 1 P: 7	1B: 6 2B: 1 3B: 0 HR: 3	SF: 0 SAC: 0 DP: 0 HBP: 1						

Chicago White Sox @ Cleveland Indians

Goodyear Ballpark, Goodyear, AZ

Fri Mar 01 2013, 3:06 PM - 5:59 PM EST

Att. 2,724 - Sunny - 72 F

TOP

livebaseballscorecards.com

AB	36
R	7
H	10
RBI	7
BB	3
SO	6
LOB	16

PITCHER		IP	WLS	BF	H	R	ER	SO	BB	IBB	HBP	BLK	WP	HR	S	P	ERA	WHIP
63 Justin Masterson, R ERA: 7.71	(1, 1)	2.2		15	6	4	4	2	0	0	1	0	0	2	19	22	13.50	2.250
79 Preston Guilmet, R ERA:	(3, 1)	0.1		1	0	0	0	0	0	0	0	0	0	0	1	1	0.00	0.000
26 Scott Kazmir, L ERA:	(4, 1)	2.0		7	1	0	0	3	0	0	0	0	0	0	13	14	0.00	0.500
31 David Huff, L ERA: 6.75	(6, 1)	2.0	W	9	2	3	3	0	2	0	0	0	0	1	7	15	13.50	2.000
55 Matt Capps, R ERA: 9.0	(8, 1)	1.0	H	4	1	0	0	1	0	0	0	0	0	0	6	6	0.00	1.000

PITCHER		IP	WLS	BF	H	R	ER	SO	BB	IBB	HBP	BLK	WP	HR	S	P	ERA	WHIP
58 Joe Martinez, R ERA: 11.25	(9, 1)	1.0	S	4	0	0	0	0	1	0	0	0	0	0	3	7	0.00	1.000

BOTTOM

Chicago White Sox @ Cleveland Indians

Goodyear Ballpark, Goodyear, AZ

Fri Mar 01 2013, 3:06 PM - 5:59 PM EST

Att. 2,724 - Sunny - 72 F

livebaseballscorecards.com

Batter	1	2	3	4	5	6	7	8	9	AB	R	H	RBI	BB	SO	LOB
24 Michael Bourn, L (1, 8) OBP: 0.231, SLG: 0.091 61 Mike McDade, S (6, 3) OBP: 0.500, SLG: 0.833	K		K		F8	HR 1-H 2-H		1B 1-3		3 2	0 1	0 2	0 3	0 0	2 0	1 0
6 Lou Marson, R (1, 2) OBP: 0.556, SLG: 0.200 77 Roberto Pérez, R (6, 2)	1B 41 FC5 12 BB		G6-4-3 1-2f		BB 12 2B 41 G6-3	F9		G5-3		2 2	1 0	1 0	0 0	1 0	0 0	1 2
12 Mark Reynolds, R (1, 3) OBP: 0.400, SLG: 0.571 62 Cedric Hunter, L (5, PR) OBP: 0.077, SLG: 0.077 (6, 8)	BB 41 FC5 1-2			K	2B 41 G6-3 1-3		P4			2 1	0 0	1 0	0 0	1 0	1 0	0 0
41 Carlos Santana, S (1, 10) OBP: 0.429, SLG: 0.583 1 Ezequiel Carrera, L (7, PR) OBP: 0.333, SLG: 0.444 (8, 10)	FC5 1-2 2-3f			G3-1	G6-3 2-3 3-H		BB 71 S 71 CS			3 0	0 1	0 0	0 0	1 0	0 0	3 0
4 Mike Aviles, R (1, 6) OBP: 0.333, SLG: 0.444 66 Juan Diaz, L (6, 6) OBP: 0.364, SLG: 0.636	F8			2B 10 1B	F7		F8			3 1	1 0	1 0	0 0	0 0	0 0	4 1
10 Ben Francisco, R (1, 7) OBP: 0.538, SLG: 0.727 71 Chris McGuiness, L (7, 7) OBP: 0.154, SLG: 0.154		G5-3		1B 46 1B 83 HR 2-H		E5 46 FC5-4	G3 1-H B C 2 SAFE X			3 1	1 0	1 0	1 0	0 0	0 0	0 0
46 Cord Phelps, S (1, 4) OBP: 0.471, SLG: 0.714 82 Luis Hernandez, S (7, 4) OBP: 0.182, SLG: 0.100		K		1B 83 HR 1-2		FC5-4 65 BB 61 HR 1-2f		F7		3 1	2 0	1 0	0 0	0 0	1 0	1 0
83 Matt Carson, R (1, 9) OBP: 0.400, SLG: 1.000 35 Jeremy Hermida, L (5, 9) OBP: 0.417, SLG: 0.125		G6-3		HR 1-H 2-H		K		K		2 2	1 0	1 0	3 0	0 0	0 2	0 1
65 Nate Spears, L (1, 5) OBP: 0.357, SLG: 0.273 89 Matt Antonelli, R (7, 5) OBP: 1.000, SLG: 1.000			1B 6 G6-4-3	G4-3		BB 61 HR 1-2		1B 61 1B		2 1	1 0	0 1	1 0	0 0	1 0	0 0
Inning Stats	R: 0 E: 0 K: 1 S: 6 H: 1 LOB: 2 BB: 1 P: 10	R: 0 E: 0 K: 1 S: 5 H: 0 LOB: 0 BB: 0 P: 5	R: 0 E: 0 K: 1 S: 5 H: 1 LOB: 0 BB: 0 P: 5	R: 4 E: 0 K: 1 S: 9 H: 4 LOB: 0 BB: 0 P: 10	R: 1 E: 0 K: 0 S: 4 H: 1 LOB: 2 BB: 1 P: 8	R: 3 E: 1 K: 1 S: 8 H: 1 LOB: 0 BB: 1 P: 13	R: 1 E: 0 K: 0 S: 4 H: 0 LOB: 1 BB: 1 P: 9	R: 0 E: 0 K: 1 S: 7 H: 2 LOB: 2 BB: 0 P: 7		1B: 6 2B: 2 3B: 0 HR: 2 SF: 0 SAC: 0 DP: 1 HBP: 0	WP: 0 PB: 0 SB: 1 CS: 1 PA: 38				

	AB	34
	R	9
	H	10
	RBI	8
	BB	4
	SO	6
	LOB	14

PITCHER		IP	WLS	BF	H	R	ER	SO	BB	IBB	HBP	BLK	WP	HR	S	P	ERA	WHIP
49 Chris Sale, L ERA:	(1, 1)	2.1		10	2	0	0	3	1	0	0	0	0	0	15	19	0.00	1.286
60 Jeff Gray, R ERA: 16.2	(3, 1)	0.2		1	0	0	0	0	0	0	0	0	0	0	1	1	0.00	0.000
70 Erik Johnson, R ERA: 12.46	(4, 1)	1.1		10	5	5	5	1	1	0	0	0	0	1	11	16	33.75	4.500
52 Leyson Septimo, L ERA:	(5, 1)	1.2	L	8	1	3	0	1	1	0	0	0	0	1	10	15	0.00	1.200
48 Brian Omogrosso, R ERA:	(7, 1)	1.0		4	0	1	0	0	1	0	0	0	0	0	4	9	0.00	1.000

PITCHER		IP	WLS	BF	H	R	ER	SO	BB	IBB	HBP	BLK	WP	HR	S	P	ERA	WHIP
71 Daniel Moskos, L ERA: 3.0	(8, 1)	1.0		5	2	0	0	1	0	0	0	0	0	0	7	7	0.00	2.000

Batter	1	2	3	4	5	6	7	8	9	AB	R	H	RBI	BB	SO	LOB
11 Logan Forsythe, R (1, 6) OBP: 0.333, SLG: 0.529	C C C 0-3 ① K		x 0-0 14 1B 3B x 0-0 2-H 3-H 3B		x 0-0 ① G4-3	B S S S 1-3 ③ K 1-2		x 0-0 ③ F7		4	1	2	2	0	1	0
60 Jeudy Valdez, R (6, PH) OBP: 0.375, SLG: 0.714 (6, 6)										2	0	0	0	0	1	3
25 Will Venable, L (1, 9) OBP: 0.278, SLG: 0.375	x 0-0 ② L1		B B B B 4-0 14 1B 15 1B BB x 0-0 ③ B1-3		x 0-0 ② G4-3		S S S 0-3 ① K		x 0-0 61 G5-4-3 1B	3	1	0	0	1	0	1
70 Jonathan Galvez, R (5, 4) OBP: 0.462, SLG: 0.667										2	0	1	0	0	1	0
14 Mark Kotsay, L (1, 10) OBP: 0.818, SLG: 0.900	x 0-0 15 HBP 1B		x 0-0 88 1B 15 1B 1 1B 1-2 3-H 1B	x 0-0 88 1B 1 1B 1B	C C C 0-3 ③ K		x 0-0 64 G3-1 2B	x 0-0 ① ② G5-4-3 1-2f		3	2	3	1	0	0	0
27 Travis Buck, L (5, PH) OBP: 0.421, SLG: 0.500 (5, 10)										2	0	1	0	0	1	0
61 Edinson Rincon, R (9, PH) (9, 10)										1	0	0	0	0	0	1
15 Jesus Guzman, R (1, 7) OBP: 0.471, SLG: 0.308	H 1-0 1-2 HBP		x 0-0 1 1B 88 1B 5 1B 1-2 2-H 1B	C C C x 0-3 ① K		B B B B 4-0 1 BB 88 BB 5 SF9 BB	x 0-0 ② G3-1 2-3		x 0-0 ③ G6-3	2	1	1	1	1	1	1
64 Yeison Asencio, R (6, PR) OBP: 0.182, SLG: 0.182 (6, 9)										2	1	0	0	0	0	1
88 Kyle Blanks, R (1, 3) OBP: 0.583, SLG: 0.667	x 0-0 ③ F9		x 0-0 5 1B 1 1B 63 G3-1 1-2 2-3 1B	x 0-0 8 E 1 1B 1-2 1B		B B B B B 4-0 5 SF9 1 BB 63 1B 1-2 BB	x 0-0 ③ G4-3			3	2	2	0	1	0	2
75 Jason Hagerty, S (6, 3) OBP: 0.333, SLG: 0.143										1	0	0	0	0	0	1
1 Cody Ransom, R (1, 5) OBP: 0.357, SLG: 0.538		x 0-0 8 1B 1B	x 0-0 63 G3-1 5 1B 11 3B 1-2 2-3 3-H 1B	x 0-0 8 E 1-2 2-H 1B		B B B B B 4-0 63 1B 1-2 2-3 BB		x 0-0 HR		3	1	3	2	1	0	0
73 Gregorio Petit, R (6, PR) OBP: 0.250, SLG: 0.667 (6, 5)										1	1	1	1	0	0	0
5 Alexi Amarista, L (1, 4) OBP: 0.333, SLG: 0.381		S S S 0-3 ① K	x 0-0 63 G3-1 11 3B 1-2 2-3 3-H 1B	x 0-0 ② F6		x 0-0 ① SF9 2-3 3-H		x 0-0 ① G4-3		4	1	1	2	0	1	3
(5, 8)																
8 John Baker, L (1, 2) OBP: 0.154, SLG: 0.154	x 0-0 63 G1-6-3 1-2 1B	x 0-0 ① P6	x 0-0 E4 1-2 2-3			S S S 0-3 ② K		x 0-0 1B		4	0	1	0	0	1	7
74 Eddy Rodriguez, R (6, 2) OBP: 0.600, SLG: 1.400										1	0	1	0	0	0	0
63 Jaff Decker, L (1, 8) OBP: 0.167, SLG: 0.227	x 0-0 ② ③ G1-6-3 1-2f	x 0-0 ② G3-1 1-2 2-3 3-H	S S S 0-3 ③ K			x 0-0 60 S 1-3 3-H 1B	S S S 0-3 ② K			5	0	1	2	0	2	8
(5, 9)																
(6, 7)																
Inning Stats	R: 0 H: 1 E: 0 LOB: 2 K: 1 BB: 0 S: 6 P: 7	R: 0 H: 2 E: 0 LOB: 1 K: 1 BB: 0 S: 6 P: 6	R: 7 H: 7 E: 0 LOB: 1 K: 0 BB: 1 S: 10 P: 14	R: 1 H: 3 E: 1 LOB: 3 K: 2 BB: 0 S: 11 P: 11	R: 0 H: 0 E: 0 LOB: 0 K: 1 BB: 0 S: 5 P: 5	R: 2 H: 1 E: 0 LOB: 3 K: 2 BB: 3 S: 8 P: 21	R: 0 H: 1 E: 0 LOB: 1 K: 1 BB: 0 S: 6 P: 6	R: 1 H: 2 E: 0 LOB: 1 K: 1 BB: 0 S: 7 P: 7	R: 0 H: 1 E: 0 LOB: 0 K: 0 BB: 0 S: 3 P: 3	1B: 14 SF: 1 2B: 1 SAC: 0 3B: 2 DP: 2 HR: 1 HBP: 1						

San Diego Padres @ Cleveland Indians

Goodyear Ballpark, Goodyear, AZ

Sat Mar 02 2013, 3:10 PM - 6:29 PM EST

Att. 3,408 - Sunny - 79 F

TOP

livebaseballscorecards.com

AB	43
R	11
H	18
RBI	11
BB	4
SO	9
LOB	28

WP: 0 PA: 49
PB: 0
SB: 1
CS: 0

PITCHER		IP	WLS	BF	H	R	ER	SO	BB	IBB	HBP	BLK	WP	HR	S	P	ERA	WHIP
30 Ubaldo Jiménez, R ERA: 11.25	(1, 1)	2.0		14	7	5	5	2	1	0	1	0	0	0	16	21	22.50	4.000
81 Edward Paredes, L ERA: 9.0	(3, 1)	1.0	B	6	3	2	2	0	0	0	0	0	0	0	6	6	18.00	3.000
32 Matt Albers, R ERA: 18.0	(4, 1)	1.0		7	3	1	1	2	0	0	0	0	0	0	11	11	9.00	3.000
80 Jerry Gil, R ERA: 5.4	(5, 1)	1.0	L	6	0	2	2	1	3	0	0	0	0	0	5	17	18.00	3.000
27 Bryan Shaw, R ERA: 3.0	(6, 1)	1.0		4	1	0	0	2	0	0	0	0	0	0	8	9	0.00	1.000

PITCHER		IP	WLS	BF	H	R	ER	SO	BB	IBB	HBP	BLK	WP	HR	S	P	ERA	WHIP
53 Rich Hill, L ERA:	(7, 1)	1.0		4	1	0	0	1	0	0	0	0	0	0	6	6	0.00	1.000
51 Scott Barnes, L ERA: 6.0	(8, 1)	1.0		5	2	1	1	1	0	0	0	0	0	1	7	7	9.00	2.000
85 Matt Packer, L ERA:	(9, 1)	1.0		3	1	0	0	0	0	0	0	0	0	0	3	3	0.00	1.000

San Diego Padres @ Cleveland Indians

Goodyear Ballpark, Goodyear, AZ

Sat Mar 02 2013, 3:10 PM - 6:29 PM EST

Att. 3,408 - Sunny - 79 F

livebaseballscorecards.com

BOTTOM

Batter	1	2	3	4	5	6	7	8	9	AB	R	H	RBI	BB	SO	LOB
11 Drew Stubbs, R (1, 9) OBP: 0.200, SLG: 0.143	G6-3	K		E5 13 2B 22 SF8	G4-3			G3		3	1	0	0	0	1	1
71 Chris McGuiness, L (5, 9) OBP: 0.133, SLG: 0.133										2	0	0	0	0	0	1
13 Asdrúbal Cabrera, S (1, 6) OBP: 0.400, SLG: 0.571	22 G6-3 3B	22 L4-3 1B		33 S 1-3 33 1B 2B		G6-3		G5-3		3	2	3	0	0	0	0
4 Mike Aviles, R (5, 6) OBP: 0.273, SLG: 0.364										2	0	0	0	0	0	0
22 Jason Kipnis, L (1, 4) OBP: 0.200, SLG: 0.231	G6-3 3-H	L4-3 1-1		SF8 3-H		G4-3			F7	2	0	0	2	0	0	1
65 Nate Spears, L (5, 4) OBP: 0.313, SLG: 0.231										2	0	0	0	0	0	0
33 Nick Swisher, S (1, 3) OBP: 0.385, SLG: 0.462	41 1B 8 1B 1B	2B		2-H 1B		E1			2B	3	1	3	1	0	0	0
61 Mike McDade, S (4, PR) OBP: 0.500, SLG: 0.857 (5, 3)										2	0	1	0	0	0	0
41 Carlos Santana, S (1, 2) OBP: 0.471, SLG: 0.571	25 HBP 8 1B 1-3 1B	BB		F8		G1-3			K	2	1	1	0	1	0	1
73 Brian Jeroloman, L (5, 2)										2	0	0	0	0	1	2
25 Jason Giambi, L (1, 10)	8 1B 9 HR 1-2 HBP	K		G6-3			K		G4-3	2	1	0	0	0	1	3
40 Yan Gomes, R (7, PH) OBP: 0.400, SLG: 0.900 (8, 10)										2	0	0	0	0	1	1
8 Lonnie Chisenhall, L (1, 5) OBP: 0.357, SLG: 0.571	9 HR 1-2 2-H 3-H 1B		F7		F8		K			3	1	1	2	0	0	0
82 Luis Hernandez, S (6, 5) OBP: 0.167, SLG: 0.091										1	0	0	0	0	1	0
9 Ryan Raburn, R (1, 7) OBP: 0.667, SLG: 1.400	1-H 2-H HR		F8		1B		F9			2	1	1	3	0	0	0
72 Tim Fedroff, L (4, 7) OBP: 0.250, SLG: 0.250										2	0	1	0	0	0	0
1 Ezequiel Carrera, L (1, 8) OBP: 0.333, SLG: 0.417	11 S 1B		L3		F7			G4-3		3	0	1	0	0	0	1
62 Cedric Hunter, L (6, 8) OBP: 0.071, SLG: 0.071										1	0	0	0	0	0	0
Inning Stats	R: 6 E: 0 K: 1 S: 13 H: 6 LOB: 1 BB: 0 P: 17	R: 0 E: 0 K: 1 S: 6 H: 2 LOB: 2 BB: 1 P: 10	R: 0 E: 0 K: 0 S: 3 H: 0 LOB: 0 BB: 0 P: 3	R: 2 E: 1 K: 0 S: 7 H: 2 LOB: 1 BB: 0 P: 7	R: 0 E: 0 K: 0 S: 4 H: 1 LOB: 1 BB: 0 P: 4	R: 0 E: 1 K: 0 S: 4 H: 0 LOB: 1 BB: 0 P: 4	R: 0 E: 0 K: 2 S: 7 H: 0 LOB: 0 BB: 0 P: 7	R: 0 E: 0 K: 0 S: 3 H: 0 LOB: 0 BB: 0 P: 3	R: 0 E: 0 K: 1 S: 6 H: 1 LOB: 1 BB: 0 P: 6	1B: 7 2B: 4 3B: 1 HR: 1 SF: 1 SAC: 0 DP: 1 HBP: 1	WP: 0 PB: 0 SB: 2 CS: 0 PA: 42					

	AB	39
	R	8
	H	12
	RBI	8
	BB	1
	SO	5
	LOB	11

PITCHER		IP	WLS	BF	H	R	ER	SO	BB	IBB	HBP	BLK	WP	HR	S	P	ERA	WHIP
37 Edinson Volquez, R ERA: 13.5	(1, 1)	2.0		15	8	6	6	2	1	0	1	0	0	1	19	27	27.00	4.500
78 Fautino De Los Santos, R ERA: 6.75	(3, 1)	1.0	H	3	0	0	0	0	0	0	0	0	0	0	3	3	0.00	0.000
77 Robbie Erlin, L ERA: 2.25	(4, 1)	2.0	W	10	3	2	1	0	0	0	0	0	0	0	11	11	4.50	1.500
57 Luke Gregerson, R ERA:	(6, 1)	1.0	H	4	0	0	0	0	0	0	0	0	0	0	4	4	0.00	0.000
54 Joe Thatcher, L ERA: 10.8	(7, 1)	1.0	H	3	0	0	0	2	0	0	0	0	0	0	7	7	0.00	0.000

PITCHER		IP	WLS	BF	H	R	ER	SO	BB	IBB	HBP	BLK	WP	HR	S	P	ERA	WHIP
86 Donn Roach, R ERA:	(8, 1)	1.0	H	3	0	0	0	0	0	0	0	0	0	0	3	3	0.00	0.000
55 Dale Thayer, R ERA:	(9, 1)	1.0	S	4	1	0	0	1	0	0	0	0	0	0	6	6	0.00	1.000

Cleveland Indians @ Los Angeles Dodgers

Camelback Ranch, Glendale, AZ

Sun Mar 03 2013, 3:06 PM - 6:11 PM EST

Att. 7,046 - Cloudy - 74 F

TOP

livebaseballscorecards.com

Batter	1	2	3	4	5	6	7	8	9	AB	R	H	RBI	BB	SO	LOB
24 Michael Bourn, L (1, 8) OBP: 0.188, SLG: 0.071 83 Matt Carson, R (6, 8) OBP: 0.375, SLG: 0.929	G3		L8			F7		K		3 1	0 0	0 0	0 0	0 0	0 1	0 0
1 Ezequiel Carrera, L (1, 9) OBP: 0.278, SLG: 0.333 71 Chris McGuiness, L (6, 9) OBP: 0.125, SLG: 0.125	G4-3			K		F7		K		3 1	0 0	0 0	0 0	0 0	1 1	0 0
25 Jason Giambi, L (1, 10) 10 Ben Francisco, R (8, PH) OBP: 0.571, SLG: 0.833 (8, 10)	F9			G6-3		K		2B		3 1	0 0	0 1	0 0	0 0	1 0	0 0
40 Yan Gomes, R (1, 2) OBP: 0.462, SLG: 0.917 95 Tony Wolters, L (7, PR) (7, 4)		2B		BB			E6 61 1B 66 SF7	BB		2 0	0 1	1 0	0 0	0 1	1 0	0 0
61 Mike McDade, S (1, 3) OBP: 0.474, SLG: 0.765 62 Cedric Hunter, L (7, PR) OBP: 0.067, SLG: 0.067 (7, 7)	K			F7			72 1B 1-3 1B	F7		3 1	0 0	1 0	0 0	0 0	1 0	2 2
46 Cord Phelps, S (1, 4) OBP: 0.400, SLG: 0.588 68 Omir Santos, R (7, 2) OBP: 0.200, SLG: 0.400	K2-3		G3			L4			K	3 1	0 0	0 0	0 0	0 0	1 1	3 0
66 Juan Diaz, L (1, 6) OBP: 0.286, SLG: 0.538 74 Jesús Aguilar, R (7, 3) OBP: 0.556, SLG: 0.667	K		G4-3			SF7 3-H			K	2 1	0 0	0 0	1 0	0 0	1 1	1 0
72 Tim Fedroff, L (1, 7) OBP: 0.333, SLG: 0.333 89 Matt Antonelli, R (7, 5) OBP: 0.500, SLG: 0.500			G3		1B	1-3 1B			K	3 1	0 0	2 0	0 0	0 0	0 1	0 0
82 Luis Hernandez, S (1, 5) OBP: 0.133, SLG: 0.071 (7, 6)			P6		F9		K			3	0	0	0	0	1	3
Inning Stats	R: 0 E: 0 K: 0 S: 4 H: 0 LOB: 0 BB: 0 P: 4	R: 0 E: 0 K: 3 S: 10 H: 1 LOB: 1 BB: 0 P: 10	R: 0 E: 0 K: 0 S: 3 H: 0 LOB: 0 BB: 0 P: 3	R: 0 E: 0 K: 1 S: 5 H: 0 LOB: 1 BB: 1 P: 9	R: 0 E: 0 K: 0 S: 4 H: 1 LOB: 1 BB: 0 P: 4	R: 0 E: 0 K: 1 S: 5 H: 0 LOB: 0 BB: 0 P: 5	R: 1 E: 1 K: 1 S: 8 H: 2 LOB: 2 BB: 0 P: 8	R: 0 E: 0 K: 2 S: 8 H: 1 LOB: 2 BB: 1 P: 12	R: 0 E: 0 K: 3 S: 9 H: 0 LOB: 0 BB: 0 P: 9	1B: 3 2B: 2 3B: 0 HR: 0 SF: 1 SAC: 0 DP: 0 HBP: 0						

	AB	32
	R	1
	H	5
	RBI	1
	BB	2
	SO	11
	LOB	11

WP: 0 PB: 0 SB: 0 CS: 0 PA: 35

PITCHER		IP	WLS	BF	H	R	ER	SO	BB	IBB	HBP	BLK	WP	HR	S	P	ERA	WHIP
61 Josh Beckett, R ERA:	(1, 1)	3.0		10	1	0	0	3	0	0	0	0	0	0	17	17	0.00	0.333
28 Mark Lowe, R ERA:	(4, 1)	1.0		4	0	0	0	1	1	0	0	0	0	0	5	9	0.00	1.000
54 Javy Guerra, R ERA:	(5, 1)	1.0	H	4	1	0	0	0	0	0	0	0	0	0	4	4	0.00	1.000
46 Josh Wall, R ERA:	(6, 1)	1.0	H	3	0	0	0	1	0	0	0	0	0	0	5	5	0.00	0.000
80 Matt Magill, R ERA:	(7, 1)	0.2	B	5	2	1	0	0	0	0	0	0	0	0	5	5	0.00	3.000

PITCHER		IP	WLS	BF	H	R	ER	SO	BB	IBB	HBP	BLK	WP	HR	S	P	ERA	WHIP
67 Kelvin De La Cruz, L ERA: 21.6	(7, 1)	0.1	W	1	0	0	0	1	0	0	0	0	0	0	3	3	0.00	0.000
76 Peter Moylan, R ERA: 6.75	(8, 1)	1.0		5	1	0	0	2	1	0	0	0	0	0	8	12	0.00	2.000
73 Juan Abreu, R ERA:	(9, 1)	1.0		3	0	0	0	3	0	0	0	0	0	0	9	9	0.00	0.000

BOTTOM

Cleveland Indians @ Los Angeles Dodgers

Camelback Ranch, Glendale, AZ

Sun Mar 03 2013, 3:06 PM - 6:11 PM EST

Att. 7,046 - Cloudy - 74 F

livebaseballscorecards.com

Batter	1	2	3	4	5	6	7	8	9	AB	R	H	RBI	BB	SO	LOB
3 Skip Schumaker, L (1, 9) OBP: 0.313, SLG: 0.467 49 Alex Castellanos, R (6, 8) OBP: 0.250, SLG: 0.600	K		14 S 1B		G6-3		62 S 66 HR 1B			3 0 1 0 0 1 0 1 1 1 1 0 0 0						
14 Mark Ellis, R (1, 4) OBP: 0.357, SLG: 0.357 62 Omar Luna, R (6, 4) OBP: 0.462, SLG: 0.364	G3-1		G5-3 1-2		K		66 WP 66 HR 2-3 BB			3 0 0 0 0 1 1 0 1 0 0 1 0 0						
27 Matt Kemp, R (1, 10) 66 Yasiel Puig, R (7, PH) OBP: 0.400, SLG: 0.737 (8, 10)	G3		F8			K 1-H 3-H HR				3 0 0 0 0 1 1 1 1 1 3 0 0 0						
23 Adrián González, L (1, 3) OBP: 0.409, SLG: 0.235 44 Dallas McPherson, L (7, 3) OBP: 0.214, SLG: 0.231		K		47 CS 1B		G3-1	1B			3 0 1 0 0 1 0 1 0 1 0 0 0 0						
6 Jerry Hairston, R (1, 7) OBP: 0.500, SLG: 0.500 63 Nick Evans, R (6, PR) OBP: 0.308, SLG: 0.250 (7, 7)		F8		K		47 WP 1B	L8			3 0 1 0 0 1 1 1 0 0 0 0 0 1						
47 Luis Alfonso Cruz, R (1, 5) OBP: 0.444, SLG: 0.889 37 Elian Herrera, S (7, 5) OBP: 0.412, SLG: 0.438		17 1B 7 1B 1B		17 WP 17 1B 1-2 1B		G6-3 1-2		G6-3		3 1 2 0 0 0 1 1 0 0 0 0 0 0						
17 A.J. Ellis, R (1, 2) OBP: 0.636, SLG: 0.625 65 Wilkin Castillo, S (6, 2) OBP: 0.556, SLG: 0.667		7 1B 1-2 1B		1-H 1B			49 E 49 1B 1B	K		2 0 2 1 0 0 0 2 1 1 0 0 1 0						
7 Nick Punto, S (1, 6) OBP: 0.500, SLG: 0.462 72 Justin Sellers, R (7, 6)		1-2 2-H 1B		F7			B2	G5-3		2 0 1 0 0 0 1 2 0 0 0 0 0 1						
0 Alfredo Amezaga, S (1, 8) OBP: 0.333, SLG: 0.333 (6, 9) 60 Jeremy Moore, L (8, 9) OBP: 0.538, SLG: 0.800			G3		G6-3		K			3 0 0 0 0 1 1 0 0 0 0 0 0 0						
Inning Stats	R: 0 E: 0 K: 1 S: 5 H: 0 LOB: 0 BB: 0 P: 5	R: 0 E: 0 K: 1 S: 7 H: 3 LOB: 2 BB: 0 P: 7	R: 0 E: 0 K: 0 S: 5 H: 1 LOB: 1 BB: 0 P: 5	R: 1 E: 0 K: 1 S: 7 H: 3 LOB: 1 BB: 0 P: 9	R: 0 E: 0 K: 1 S: 5 H: 0 LOB: 0 BB: 0 P: 5	R: 0 E: 0 K: 1 S: 6 H: 1 LOB: 2 BB: 0 P: 7	R: 4 E: 1 K: 1 S: 12 H: 4 LOB: 1 BB: 1 P: 19	R: 0 E: 0 K: 1 S: 5 H: 0 LOB: 0 BB: 0 P: 5		1B: 11 2B: 0 3B: 0 HR: 1 SF: 0 SAC: 0 DP: 0 HBP: 0						

	AB	34
	R	5
	H	12
	RBI	5
	BB	1
	SO	7
	LOB	8

WP: 3 PB: 0 SB: 2 CS: 1 PA: 35

PITCHER	IP	WLS	BF	H	R	ER	SO	BB	IBB	HBP	BLK	WP	HR	S	P	ERA	WHIP
28 Corey Kluber, R (1, 1) ERA: 6.43	3.0		12	4	0	0	2	0	0	0	0	0	0	17	17	0.00	1.333
52 Vinnie Pestano, R (4, 1) ERA: 6.75	1.0		5	3	1	1	1	0	0	0	0	1	0	7	9	9.00	3.000
37 Cody Allen, R (5, 1) ERA:	1.0		3	0	0	0	1	0	0	0	0	0	0	5	5	0.00	0.000
50 Nick Hagadone, L (6, 1) ERA:	1.0		4	1	0	0	1	0	0	0	0	1	0	6	7	0.00	1.000
57 Fernando Nieve, R (7, 1) ERA: 12.46	1.0	L	8	4	4	4	1	1	0	0	0	1	1	12	19	36.00	5.000

PITCHER	IP	WLS	BF	H	R	ER	SO	BB	IBB	HBP	BLK	WP	HR	S	P	ERA	WHIP
78 Matt Langwell, R (8, 1) ERA: 3.6	1.0		3	0	0	0	1	0	0	0	0	0	0	5	5	0.00	0.000

Cleveland Indians @ Chicago Cubs

Hohokam Park, Mesa, AZ

Mon Mar 04 2013, 3:05 PM - 5:54 PM EST

Att. 5,465 - Sunny - 73 F

TOP

livebaseballscorecards.com

Batter	1	2	3	4	5	6	7	8	9	AB	R	H	RBI	BB	SO	LOB
11 Drew Stubbs, R (1, 8) OBP: 0.263, SLG: 0.389	P2		P4	22 1B 8 1B 2B	1-H 2-H 3B	G4-3		G3-1		4	1	2	3	0	0	0
62 Cedric Hunter, L (5, 8) OBP: 0.059, SLG: 0.059										2	0	0	0	0	0	4
72 Tim Fedroff, L (9, 8) OBP: 0.333, SLG: 0.333										0	0	0	0	0	0	0
22 Jason Kipnis, L (1, 4) OBP: 0.263, SLG: 0.294	F7		8 2B 1B	33 S 8 1B 33 1B 2-3 1B	P5		K		BB	4	2	2	0	0	0	1
65 Nate Spears, L (5, 4) OBP: 0.333, SLG: 0.214 (8, 7)									61 1B	1	0	0	0	1	1	0
8 Lonnie Chisenhall, L (1, 5) OBP: 0.500, SLG: 0.882	HR		1-H 33 1B 2B	12 K2 33 1B 1-2 3-H 1B		33 HR BB	61 FC5-4 1B		P6	3	3	3	3	1	0	0
89 Ryan Rohlinger, R (6, 5) OBP: 0.250, SLG: 0.250										2	0	1	0	0	0	1
33 Nick Swisher, S (1, 10) OBP: 0.471, SLG: 0.706	K		12 2B 2-H 1B	1-2 2-H 1B		1-H HR	FC5-4 1-2f		1-2 1B	4	2	3	4	0	1	0
61 Mike McDade, S (7, PH) (7, 10) OBP: 0.476, SLG: 0.737										2	0	1	0	0	0	1
12 Mark Reynolds, R (1, 3) OBP: 0.421, SLG: 0.778		HR	1-H 83 F9 2B	K2 2-2f		F7	K		F9	4	1	2	2	0	1	2
74 Jesús Aguilar, R (6, 3) OBP: 0.455, SLG: 0.500										2	0	0	0	0	1	3
83 Matt Carson, R (1, 9) OBP: 0.400, SLG: 0.824		68 G5-4-3 35 BB 1B	F9 2-3		K	35 1B 73 1B BB		G1-3	K	3	1	1	0	1	1	1
71 Chris McGuiness, L (8, PH) (8, 9) OBP: 0.111, SLG: 0.111										2	0	0	0	0	1	2
35 Jeremy Hermida, L (1, 7) OBP: 0.471, SLG: 0.250		68 G5-4-3 1-2 BB	K		G3-1	73 1B 1-2 1B		84 1B 1B		4	0	2	0	1	1	1
89 Matt Antonelli, R (8, PR) (8, 4) OBP: 0.500, SLG: 0.500										0	0	0	0	0	0	0
68 Omir Santos, R (1, 2) OBP: 0.250, SLG: 0.286	G5-4-3 1-2f 2-3			E5 84 G4-3 11 2B		84 11 3B BB	1-3 2-H 1B		F7	2	2	0	0	1	0	2
73 Brian Jeroloman, L (5, 2) OBP: 0.400, SLG: 0.143										2	0	1	1	0	0	1
84 Francisco Lindor, S (1, 6) OBP: 0.375, SLG: 0.286	G5-3			G4-3 2-3	11 3B 1-2 1B			1-2 1B		4	1	2	0	1	0	2

	AB	45
	R	13
	H	20
	RBI	13
	BB	6
	SO	7
	LOB	21

Inning Stats	1	2	3	4	5	6	7	8	9
	R: 1 E: 0 K: 1 S: 8	H: 1 LOB: 0 BB: 0 P: 11	R: 1 E: 0 K: 0 S: 4	H: 2 LOB: 1 BB: 1 P: 9	R: 3 E: 0 K: 1 S: 9	H: 4 LOB: 1 BB: 0 P: 9	R: 3 E: 1 K: 1 S: 9	H: 4 LOB: 2 BB: 0 P: 10	R: 2 E: 0 K: 1 S: 7	H: 2 LOB: 1 BB: 1 P: 11	R: 3 E: 0 K: 0 S: 5	H: 3 LOB: 2 BB: 3 P: 19	R: 0 E: 0 K: 2 S: 8	H: 1 LOB: 1 BB: 0 P: 8	R: 0 E: 0 K: 0 S: 5	H: 2 LOB: 2 BB: 0 P: 5	R: 0 E: 0 K: 1 S: 6	H: 1 LOB: 2 BB: 1 P: 10

	1B: 13	SF: 0	WP: 0	PA: 51
	2B: 4	SAC: 0	PB: 0	
	3B: 1	DP: 2	SB: 1	
	HR: 3	HBP: 0	CS: 0	

PITCHER		IP	WLS	BF	H	R	ER	SO	BB	IBB	HBP	BLK	WP	HR	S	P	ERA	WHIP
55 Alberto Cabrera, R ERA: 11.81	(1, 1)	2.2	L	15	7	5	5	1	1	0	0	0	0	2	18	26	16.88	3.000
43 Brooks Raley, L ERA: 21.6	(3, 1)	2.1		14	6	5	4	3	1	0	0	0	0	0	19	24	15.43	3.000
88 Ty'Relle Harris, R ERA: 27.0	(6, 1)	1.0		8	3	3	3	0	3	0	0	0	0	1	5	19	27.00	6.000
27 Casey Coleman, R ERA:	(7, 1)	2.0		9	3	0	0	2	0	0	0	0	0	0	13	13	0.00	1.500
97 Marcus Hatley, R ERA:	(9, 1)	1.0		5	1	0	0	1	1	0	0	0	0	0	6	10	0.00	2.000

PITCHER	IP	WLS	BF	H	R	ER	SO	BB	IBB	HBP	BLK	WP	HR	S	P	ERA	WHIP

Batter	1	2	3	4	5	6	7	8	9	AB	R	H	RBI	BB	SO	LOB
24 Luis Valbuena, L (1, 6) OBP: 0.500, SLG: 0.833 70 Javier Báez, R (6, 6) OBP: 0.353, SLG: 0.500	S S S 0-3 ① K		x 0-0 ① 12 2B 1B		x 0-0 ① G3		x 0-0 ② G5-3 3-H			3 0 1 0 0 1 0 1 0 0 1 0 0 0						
16 Darnell McDonald, R (1, 8) OBP: 0.222, SLG: 0.438 7 Brett Jackson, L (6, 8) OBP: 0.438, SLG: 0.800	x 0-0 ② G1-6-3		x 0-0 ① L7		x 0-0 ② F8		x 0-0 ③ P6			3 0 0 0 0 0 1 1 0 0 0 0 0 0						
21 Scott Hairston, R (1, 9) OBP: 0.176, SLG: 0.125 80 Johermyn Chavez, R (6, 9) OBP: 0.313, SLG: 0.667	x 0-0 ③ G5-3		x 0-0 ② P6		x 0-0 ③ F8			C S x 0-2 HR		3 0 0 0 0 0 1 1 1 1 1 0 0 0						
12 Alfonso Soriano, R (1, 7) OBP: 0.438, SLG: 0.643 66 Brian Bogusevic, L (6, 7) OBP: 0.611, SLG: 1.067		C x 0-1 HR	x 0-0 1-3 2B			x 0-0 ① G1-3		S S S 0-3 ① K		2 1 2 1 0 0 0 2 0 0 0 0 1 0						
51 Steve Clevenger, L (1, 2) OBP: 0.462, SLG: 0.364 82 Raffy Lopez, L (7, 2)		B B B B 4-0 75 2B BB	x 0-0 ③ G6-3			x 0-0 ② L8		x 0-0 ② F8		2 1 0 0 1 0 2 1 0 0 0 0 0 0						
73 Junior Lake, R (1, 5) OBP: 0.278, SLG: 0.471 61 Christian Villanueva, R (7, 5) OBP: 0.133, SLG: 0.308		S S S 0-3 ① K		x 0-0 ① G3-1		S S S 0-3 ③ K		x 0-0 ③ F9		3 0 0 0 0 2 1 1 0 0 0 0 0 0						
75 Brad Nelson, L (1, 3) OBP: 0.333, SLG: 0.647 65 Edwin Maysonet, R (8, 3) OBP: 0.267, SLG: 0.231		x 0-0 1-H 2B		x 0-0 ② L6			x 0-0 ① F7		x 0-0 ① G5-3	3 0 1 1 0 0 0 1 0 0 0 0 0 0						
68 Jorge Soler, R (1, 10) OBP: 0.333, SLG: 0.438		x 0-0 ② L6		x 0-0 74 FC6-4 1B			B B B B 4-0 74 WP 74 E BB		S S S 0-3 ② K	3 1 1 0 1 1 1						
74 Logan Watkins, L (1, 4) OBP: 0.353, SLG: 0.563 6 Alberto Gonzalez, R (8, 4) OBP: 0.200, SLG: 0.231		x 0-0 ③ F8		x 0-0 ③ FC6-4 1-2f			D x 1-0 E8 70 G5-3 1-H 2B		x 0-0 ③ G5-3	3 1 1 1 0 0 2 1 0 0 0 0 0 0						
Inning Stats	R: 0 H: 0 E: 0 LOB: 0 K: 1 BB: 0 S: 5 P: 5	R: 2 H: 2 E: 0 LOB: 1 K: 1 BB: 1 S: 8 P: 12	R: 0 H: 2 E: 0 LOB: 2 K: 0 BB: 0 S: 5 P: 5	R: 0 H: 1 E: 0 LOB: 1 K: 0 BB: 0 S: 4 P: 4	R: 0 H: 0 E: 0 LOB: 0 K: 0 BB: 0 S: 3 P: 3	R: 0 H: 0 E: 0 LOB: 0 K: 1 BB: 1 S: 5 P: 5	R: 2 H: 1 E: 1 LOB: 0 K: 0 BB: 1 S: 4 P: 9	R: 1 H: 1 E: 0 LOB: 0 K: 1 BB: 0 S: 8 P: 8	R: 0 H: 0 E: 0 LOB: 0 K: 1 BB: 0 S: 5 P: 5	1B: 2 SF: 0 2B: 3 SAC: 0 3B: 0 DP: 0 HR: 2 HBP: 0				WP: 1 PA: 36 PB: 0 SB: 0 CS: 0		

PITCHER	IP	WLS	BF	H	R	ER	SO	BB	IBB	HBP	BLK	WP	HR	S	P	ERA	WHIP
59 Carlos Carrasco, R (1, 1) ERA: 11.25	3.0	W	14	4	2	2	2	1	0	0	0	0	1	18	22	6.00	1.667
34 Zach McAllister, R (4, 1) ERA: 6.43	3.0	H	10	1	0	0	1	0	0	0	0	0	0	12	12	0.00	0.333
47 Trevor Bauer, R (7, 1) ERA: 2.57	3.0	S	12	2	3	2	2	1	0	0	0	1	1	17	22	6.00	1.000

PITCHER	IP	WLS	BF	H	R	ER	SO	BB	IBB	HBP	BLK	WP	HR	S	P	ERA	WHIP

BOTTOM

Cleveland Indians @ Chicago Cubs

Hohokam Park, Mesa, AZ

Mon Mar 04 2013, 3:05 PM - 5:54 PM EST

Att. 5,465 - Sunny - 73 F

livebaseballscorecards.com

AB	34
R	5
H	7
RBI	5
BB	2
SO	5
LOB	8

Batter	1	2	3	4	5	6	7	8	9	AB	R	H	RBI	BB	SO	LOB
24 Michael Bourn, L (1, 8) OBP: 0.200, SLG: 0.111	G4-3	K		6 S 1-3 1B		G4-3			G4-3	4	0	1	0	0	1	1
88 Tyler Naquin, L (6, 8)										1	0	0	0	0	0	0
6 Lou Marson, R (1, 2) OBP: 0.538, SLG: 0.250	10 G4-3 1B		G5-3	1-2			61 G4-3 72 E3 BB		2-2 HR	3	0	1	0	1	1	2
77 Roberto Pérez, R (7, 2) OBP: 0.143, SLG: 0.571										1	1	1	1	0	0	0
10 Ben Francisco, R (1, 10) OBP: 0.529, SLG: 0.800	G4-3 1-2		33 WP 9 FC5-2 2B	F7			F7		K	3	0	1	0	0	0	3
40 Yan Gomes, R (7, PH) OBP: 0.400, SLG: 0.786 (7, 10)							G4-3 1-2		P6	2	0	0	0	0	1	1
33 Nick Swisher, S (1, 3) OBP: 0.550, SLG: 0.889	BB		9 FC5-2 2-3 BB		HR		E3 2-H			1	1	1	1	2	0	0
61 Mike McDade, S (5, 3) OBP: 0.435, SLG: 0.667					G5-3					2	0	0	0	0	0	1
9 Ryan Raburn, R (1, 7) OBP: 0.571, SLG: 1.167	K		FC5-2 1-2 3-H							3	0	0	0	0	1	4
72 Tim Fedroff, L (5, 7) OBP: 0.313, SLG: 0.313										1	0	0	0	0	0	1
46 Cord Phelps, S (1, 4) OBP: 0.391, SLG: 0.550		1 FC1-6 1B	L6		F7			95 FC1-5 71 BB BB		3	0	1	0	0	0	2
65 Nate Spears, L (5, 4) OBP: 0.368, SLG: 0.214										0	0	0	0	1	0	0
1 Ezequiel Carrera, L (1, 9) OBP: 0.238, SLG: 0.278	FC1-6 66 S 82 1B 1-2f			G4-3	F7			95 FC1-5 1-2 BB		3	1	0	0	0	0	1
71 Chris McGuiness, L (5, 9) OBP: 0.158, SLG: 0.111										0	0	0	0	1	0	0
66 Juan Diaz, L (1, 6) OBP: 0.353, SLG: 0.733		K 1-3		HR		82 G6-4-3 BB		FC1-5 82 G4-6-3 1-2 2-3f		2	1	1	1	1	1	1
95 Tony Wolters, L (6, 6)										1	0	0	0	0	0	2
82 Luis Hernandez, S (1, 5) OBP: 0.211, SLG: 0.118		3-H 1B		24 1B BB		G6-4-3 1-2f		G4-6-3 1-2f		3	0	1	1	1	0	3
Inning Stats	R: 0 E: 0 K: 1 S: 6 H: 1 LOB: 2 BB: 1 P: 10	R: 1 E: 0 K: 2 S: 9 H: 2 LOB: 1 BB: 0 P: 9	R: 0 E: 0 K: 0 S: 4 H: 1 LOB: 2 BB: 1 P: 8	R: 1 E: 0 K: 1 S: 9 H: 2 LOB: 2 BB: 1 P: 16	R: 1 E: 0 K: 0 S: 5 H: 1 LOB: 0 BB: 0 P: 7	R: 0 E: 0 K: 0 S: 2 H: 0 LOB: 0 BB: 1 P: 6	R: 0 E: 1 K: 0 S: 3 H: 0 LOB: 2 BB: 1 P: 7	R: 0 E: 0 K: 0 S: 2 H: 0 LOB: 1 BB: 2 P: 10	R: 1 E: 0 K: 1 S: 8 H: 1 LOB: 0 BB: 0 P: 10	1B: 4 2B: 1 3B: 0 HR: 3	SF: 0 SAC: 0 DP: 2 HBP: 0					

TOP

Cleveland Indians @ San Francisco Giants

Scottsdale Stadium, Scottsdale, AZ

Tue Mar 05 2013, 3:06 PM - 5:48 PM EST

Att. 7,918 - Partly Cloudy - 70 F

livebaseballscorecards.com

AB	33
R	4
H	8
RBI	4
BB	7
SO	5
LOB	22

WP: 1 PB: 0 SB: 3 CS: 0 PA: 40

PITCHER		IP	WLS	BF	H	R	ER	SO	BB	IBB	HBP	BLK	WP	HR	S	P	ERA	WHIP
40 Madison Bumgarner, L (1, 1)		2.0		10	3	1	1	3	1	0	0	0	0	0	15	19	4.50	2.000
ERA: 3.18																		
76 Brett Bochy, R (3, 1)		1.0		5	1	0	0	0	1	0	0	0	1	0	4	8	0.00	2.000
ERA: 6.75																		
92 Ramon E Ramirez, R (4, 1)		1.0		6	2	1	1	1	1	0	0	0	0	1	9	16	9.00	3.000
ERA: 15.0																		
71 Jake Dunning, R (5, 1)		1.0		4	1	1	1	0	0	0	0	0	0	1	5	7	9.00	1.000
ERA: 2.45																		
51 Scott Proctor, R (6, 1)		1.0		3	0	0	0	0	1	0	0	0	0	0	2	6	0.00	1.000
ERA: 1.8																		

PITCHER		IP	WLS	BF	H	R	ER	SO	BB	IBB	HBP	BLK	WP	HR	S	P	ERA	WHIP
43 Sandy Rosario, R (7, 1)		1.0		4	0	0	0	0	1	0	0	0	0	0	3	7	0.00	1.000
ERA: 2.25																		
45 Dan Runzler, L (8, 1)		1.0		4	0	0	0	0	2	0	0	0	0	0	2	10	0.00	2.000
ERA: 2.25																		
73 Dan Otero, R (9, 1)		1.0	L	4	1	1	1	1	0	0	0	0	0	1	8	10	9.00	1.000
ERA: 3.0																		

Cleveland Indians @ San Francisco Giants

Scottsdale Stadium, Scottsdale, AZ

Tue Mar 05 2013, 3:06 PM - 5:48 PM EST

Att. 7,918 - Partly Cloudy - 70 F

livebaseballscorecards.com

BOTTOM

Batter	1	2	3	4	5	6	7	8	9	AB	R	H	RBI	BB	SO	LOB
7 Grégor Blanco, L (1, 8) OBP: 0.250, SLG: 0.333 68 Juan Carlos Perez, R (7, PH) OBP: 0.150, SLG: 0.200 (8, 8)	CSC 0-3 K		X 0-0 F8		CSS 0-3 K		X 0-0 FC5-4 66 K 1-2f			3 0 0 0 0 2 1 1 0 0 0 0 0 1						
88 Kensuke Tanaka, L (1, 4) OBP: 0.308, SLG: 0.292 66 Joe Panik, L (6, 4)	X 0-0 28 1B 8 1B 9 F7-2 1B		X 0-0 F9		X 0-0 G1-3 1-2		1 SAFE SCS 0-3 K 1-2			3 0 1 0 0 0 1 1 0 0 0 0 1 1						
8 Hunter Pence, R (1, 9) OBP: 0.333, SLG: 0.474 23 Roger Kieschnick, L (9, 9) OBP: 0.278, SLG: 0.294	X 0-0 28 1B 1-2 1B		SSC 0-3 K		CSS 0-3 K			X 0-0 F8		4 0 1 0 0 2 1 0 0 0 0 0 0 0						
28 Buster Posey, R (1, 2) OBP: 0.357, SLG: 0.250 62 Jackson Williams, R (7, 2) OBP: 0.286, SLG: 0.250	X 0-0 1-2 2-3 1B			X 0-0 G5-3		X 0-0 P3		CSS 0-3 K		3 0 1 0 0 0 0 1 0 0 0 0 1 0						
9 Brandon Belt, L (1, 3) OBP: 0.480, SLG: 0.960 85 Ricky Oropesa, L (7, 3) OBP: 0.200, SLG: 0.111	X 0-0 F7-2 3-H			X 0-0 F7		CSX 0-2 HR		X 0-0 G4-3		3 1 1 1 0 0 3 1 0 0 0 0 0 0						
14 Francisco Peguero, R (1, 7) OBP: 0.571, SLG: 0.750		X 0-0 13 1B 1B		X 0-0 35 HR 1B		X 0-0 G5-3			X 0-0 L4	4 1 2 0 0 0 0						
35 Brandon Crawford, L (1, 6) OBP: 0.438, SLG: 0.667 37 Wilson Valdez, R (7, 6) OBP: 0.438, SLG: 0.333		X 0-0 F9		C X 0-1 1-H HR		BBB 4-0 BB			X 0-0 G6-3	2 1 1 2 1 0 1 1 0 0 0 0 0 0						
13 Joaquin Arias, R (1, 5) OBP: 0.263, SLG: 0.444 64 Nick Noonan, L (7, 5) OBP: 0.111, SLG: 0.059		X 0-0 29 G1-6-3 1-2 1B		X 0-0 F8		X 0-0 F7			X 0-0 G3-1	3 0 1 0 0 0 1 1 0 0 0 0 0 0						
29 Héctor Sánchez, S (1, 10) OBP: 0.214, SLG: 0.429 2 Cole Gillespie, R (5, PH) OBP: 0.417, SLG: 0.450 (6, 10)		X 0-0 G1-6-3 1-2f			X 0-0 88 G1-3 1B		X 0-0 68 FC5-4 1B			1 0 0 0 0 0 2 2 0 2 0 0 0 0						
Inning Stats	R: 0 E: 0 K: 1 S: 7 H: 3 LOB: 2 BB: 0 P: 7	R: 0 E: 0 K: 0 S: 4 H: 2 LOB: 1 BB: 0 P: 4	R: 0 E: 0 K: 1 S: 5 H: 0 LOB: 0 BB: 0 P: 5	R: 2 E: 0 K: 0 S: 6 H: 2 LOB: 0 BB: 0 P: 6	R: 0 E: 0 K: 2 S: 8 H: 1 LOB: 1 BB: 0 P: 8	R: 1 E: 0 K: 0 S: 6 H: 1 LOB: 1 BB: 1 P: 10	R: 0 E: 0 K: 1 S: 5 H: 1 LOB: 0 BB: 0 P: 5	R: 0 E: 0 K: 1 S: 5 H: 0 LOB: 0 BB: 0 P: 5	R: 0 E: 0 K: 0 S: 3 H: 0 LOB: 0 BB: 0 P: 3	1B: 8 2B: 1 3B: 0 HR: 2 SF: 0 SAC: 0 DP: 2 HBP: 0							

	AB	34
	R	3
	H	10
	RBI	3
	BB	1
	SO	6
	LOB	12

WP: 0 PB: 0 SB: 0 CS: 0 PA: 35

PITCHER		IP	WLS	BF	H	R	ER	SO	BB	IBB	HBP	BLK	WP	HR	S	P	ERA	WHIP
20 Daisuke Matsuzaka, R ERA: 2.57	(1, 1)	3.0		12	5	0	0	2	0	0	0	0	0	0	16	16	0.00	1.667
38 Joe Smith, R ERA: 18.0	(4, 1)	1.0	B	5	2	2	2	0	0	0	0	0	0	1	6	6	18.00	2.000
31 David Huff, L ERA: 5.14	(5, 1)	3.0	B	12	3	1	1	3	1	0	0	0	0	1	19	23	3.00	1.333
27 Bryan Shaw, R ERA: 2.25	(8, 1)	1.0	W	3	0	0	0	1	0	0	0	0	0	0	5	5	0.00	0.000
58 Joe Martinez, R ERA: 9.0	(9, 1)	1.0	S	3	0	0	0	0	0	0	0	0	0	0	3	3	0.00	0.000

PITCHER	IP	WLS	BF	H	R	ER	SO	BB	IBB	HBP	BLK	WP	HR	S	P	ERA	WHIP

Batter	1	2	3	4	5	6	7	8	9	AB	R	H	RBI	BB	SO	LOB
0 Alfredo Amezaga, S (1, 6) OBP: 0.300, SLG: 0.300	0-0 3 G3-6 1B		0-0 G4-3			0-3 K2-3			0-0 G4-3	3	0	1	0	0	1	0
89 Miguel Rojas, R (6, 6)										1	0	0	0	0	0	0
3 Skip Schumaker, L (1, 4) OBP: 0.273, SLG: 0.429	0-0 G3-6 1-2f			0-0 G3		0-0 F8			0-0 63 DI 1B	3	0	0	0	0	0	1
83 Rafael Ynoa, S (6, 4) OBP: 0.667, SLG: 0.667										1	0	1	0	0	0	0
66 Yasiel Puig, R (1, 7) OBP: 0.375, SLG: 0.652	0-3 K			0-0 5 G6-4-3 1B		0-3 K			0-3 K	3	0	1	0	0	2	0
91 Joc Pederson, L (6, 7) OBP: 0.333, SLG: 0.667										1	0	0	0	0	1	1
5 Juan Uribe, R (1, 5) OBP: 0.250, SLG: 0.267		0-0 G6-3		0-0 G6-4-3 1-2f			0-0 G5-3		1-0 G6-3 1-2	2	0	0	0	0	0	1
63 Nick Evans, R (6, 5) OBP: 0.267, SLG: 0.214										2	0	0	0	0	0	1
17 A.J. Ellis, R (1, 2) OBP: 0.625, SLG: 0.500		1-0 60 1B HBP			4-0 37 FC6-4 60 1B BB		0-0 G6-3			0	0	0	0	1	0	0
81 Matt Wallach, L (6, 2) OBP: 0.375, SLG: 0.167										1	0	0	0	0	0	0
60 Jeremy Moore, L (1, 9) OBP: 0.556, SLG: 0.733	0-0 37 G4-6-3 1-2 1B				0-0 37 FC6-4 1-2 1B		0-3 K			2	0	2	0	0	0	0
84 Rusty Ryal, R (6, 9) OBP: 0.833, SLG: 1.667										1	0	0	0	0	1	0
37 Elian Herrera, S (1, 8) OBP: 0.368, SLG: 0.389		0-0 G4-6-3 1-2f			0-0 FC6-4 1-2f 2-3			0-0 F9		2	0	0	0	0	0	4
88 James Baldwin, L (6, 8)										1	0	0	0	0	0	0
48 Brian Barden, R (1, 3) OBP: 0.600, SLG: 0.588			0-3 K		0-3 K			0-0 P4		2	0	0	0	0	2	2
94 Scott Van Slyke, R (6, 3)										1	0	0	0	0	0	0
70 Jesus Flores, R (1, 10)			0-3 K		0-3			0-0 G6-3		2	0	0	0	0	2	2
65 Wilkin Castillo, S (8, PH) OBP: 0.455, SLG: 0.545										1	0	0	0	0	0	0
(8, 10)																
Inning Stats	R: 0 E: 0 K: 1 S: 5 H: 1 LOB: 0 BB: 0 P: 5	R: 0 E: 0 K: 0 S: 3 H: 1 LOB: 1 BB: 0 P: 4	R: 0 E: 0 K: 2 S: 7 H: 0 LOB: 0 BB: 0 P: 7	R: 0 E: 0 K: 0 S: 3 H: 1 LOB: 0 BB: 0 P: 3	R: 0 E: 0 K: 2 S: 8 H: 1 LOB: 2 BB: 1 P: 12	R: 0 E: 0 K: 2 S: 7 H: 0 LOB: 0 BB: 0 P: 7	R: 0 E: 0 K: 1 S: 5 H: 0 LOB: 0 BB: 0 P: 5	R: 0 E: 0 K: 0 S: 3 H: 0 LOB: 0 BB: 0 P: 3	R: 0 E: 0 K: 1 S: 6 H: 1 LOB: 1 BB: 0 P: 7	1B: 5 2B: 0 3B: 0 HR: 0 SF: 0 SAC: 0 DP: 3 HBP: 1						

PITCHER		IP	WLS	BF	H	R	ER	SO	BB	IBB	HBP	BLK	WP	HR	S	P	ERA	WHIP
63 Justin Masterson, R ERA: 4.15	(1, 1)	4.0	W	13	3	0	0	3	0	0	1	0	0	0	18	19	0.00	0.750
53 Rich Hill, L ERA:	(5, 1)	1.0	H	5	1	0	0	2	1	0	0	0	0	0	8	12	0.00	2.000
50 Nick Hagadone, L ERA:	(6, 1)	1.0		3	0	0	0	2	0	0	0	0	0	0	7	7	0.00	0.000
51 Scott Barnes, L ERA: 4.15	(7, 1)	1.1		4	0	0	0	1	0	0	0	0	0	0	6	6	0.00	0.000
79 Preston Guilmet, R ERA:	(8, 1)	0.2		2	0	0	0	0	0	0	0	0	0	0	2	2	0.00	0.000

PITCHER		IP	WLS	BF	H	R	ER	SO	BB	IBB	HBP	BLK	WP	HR	S	P	ERA	WHIP
78 Matt Langwell, R ERA: 3.0	(9, 1)	1.0		4	1	0	0	1	0	0	0	0	0	0	6	7	0.00	1.000

TOP

Los Angeles Dodgers @ Cleveland Indians

Goodyear Ballpark, Goodyear, AZ

Wed Mar 06 2013, 3:07 PM - 5:40 PM EST

Att. 2,547 - Sunny - 77 F

livebaseballscorecards.com

AB	29
R	0
H	5
RBI	0
BB	1
SO	9
LOB	12

PA: 31

WP: 0
PB: 0
SB: 0
CS: 0

BOTTOM

Batter	1	2	3	4	5	6	7	8	9	AB	R	H	RBI	BB	SO	LOB
11 Drew Stubbs, R (1, 8) OBP: 0.217, SLG: 0.318	K		K		F7	K		F9		4	0	0	0	0	3	3
62 Cedric Hunter, L (7, 8) OBP: 0.056, SLG: 0.056										1	0	0	0	0	0	0
22 Jason Kipnis, L (1, 4) OBP: 0.318, SLG: 0.316	1B		K		40 E 12 E 40 1B BB	G3-6-3 1-2f				2	0	1	0	1	1	0
65 Nate Spears, L (5, PR) OBP: 0.350, SLG: 0.200 (6, 4)										1	1	0	0	0	0	3
12 Mark Reynolds, R (1, 3) OBP: 0.435, SLG: 0.773	K			40 1B 25 SF7 2B	F7 1-2		68 2B 1B			4	1	2	0	0	1	2
35 Jeremy Hermida, L (7, PR) OBP: 0.471, SLG: 0.250 (8, 9)										0	0	0	0	0	0	0
40 Yan Gomes, R (1, 2) OBP: 0.444, SLG: 0.765	F8			83 1B 1B 2-3	25 1B 25 1B 1B 2-H		1-3 2B			3	2	2	1	0	0	1
68 Omir Santos, R (7, 2) OBP: 0.333, SLG: 0.500										1	0	1	0	0	0	0
25 Jason Giambi, L (1, 10) OBP: 0.278, SLG: 0.077		E5 83 G4-6-3 10 BB		SF7 3-H	10 FC6-4 1B 1-H		P4			2	0	1	2	0	0	0
61 Mike McDade, S (5, PR) OBP: 0.417, SLG: 0.636 (6, 10)										1	0	0	0	0	0	3
10 Ben Francisco, R (1, 7) OBP: 0.500, SLG: 0.706		83 G4-6-3 BB 1-2	K		FC6-4 1-2f		K			2	0	0	0	1	1	2
72 Tim Fedroff, L (6, 7) OBP: 0.294, SLG: 0.294										1	0	0	0	0	1	3
83 Matt Carson, R (1, 9) OBP: 0.435, SLG: 0.789		G4-6-3 1-2f 2-3		8 S 1B 2-H		89 HBP 8 BB HBP	F9			2	0	1	1	0	0	2
71 Chris McGuiness, L (6, PR) OBP: 0.150, SLG: 0.105 (7, 9) (8, 3)										1	0	0	0	0	0	3
8 Lonnie Chisenhall, L (1, 5) OBP: 0.524, SLG: 0.833		F9		BB 1-2		89 HBP BB 1-2		F9		1	0	0	0	2	0	1
82 Luis Hernandez, S (7, 5) OBP: 0.200, SLG: 0.111										1	0	0	0	0	0	0
89 Ryan Rohlinger, R (1, 6) OBP: 0.250, SLG: 0.143			K	F7		65 G3-6-3 HBP 1-2 2-3		K		3	0	0	0	0	2	2
Inning Stats	R: 0 E: 0 K: 2 S: 8 H: 1 LOB: 1 BB: 0 P: 8	R: 0 E: 1 K: 0 S: 3 H: 0 LOB: 1 BB: 1 P: 7	R: 0 E: 0 K: 3 S: 9 H: 0 LOB: 0 BB: 0 P: 9	R: 2 E: 0 K: 1 S: 8 H: 3 LOB: 2 BB: 1 P: 12	R: 2 E: 2 K: 0 S: 5 H: 2 LOB: 1 BB: 1 P: 9	R: 0 E: 0 K: 1 S: 4 H: 0 LOB: 3 BB: 1 P: 10	R: 0 E: 0 K: 1 S: 7 H: 2 LOB: 3 BB: 0 P: 7	R: 0 E: 0 K: 1 S: 5 H: 0 LOB: 0 BB: 0 P: 5		1B: 6 2B: 2 3B: 0 HR: 0	SF: 1 SAC: 0 DP: 2 HBP: 2						

PITCHER	IP	WLS	BF	H	R	ER	SO	BB	IBB	HBP	BLK	WP	HR	S	P	ERA	WHIP
99 Hyun Jin Ryu, L (1, 1) ERA: 6.0	3.0	L	13	3	2	2	5	1	0	0	0	0	0	22	26	6.00	1.333
36 Matt Palmer, R (4, 1) ERA: 3.6	2.1		15	3	2	2	2	3	0	2	0	0	0	14	28	7.71	2.571
73 Juan Abreu, R (6, 1) ERA:	1.2		6	2	0	0	1	0	0	0	0	0	0	8	8	0.00	1.200
Chris Reed, L (8, 1) ERA: 4.5	1.0		3	0	0	0	1	0	0	0	0	0	0	5	5	0.00	0.000

PITCHER	IP	WLS	BF	H	R	ER	SO	BB	IBB	HBP	BLK	WP	HR	S	P	ERA	WHIP

Los Angeles Dodgers @ Cleveland Indians

Goodyear Ballpark, Goodyear, AZ

Wed Mar 06 2013, 3:07 PM - 5:40 PM EST

Att. 2,547 - Sunny - 77 F

livebaseballscorecards.com

AB	30
R	4
H	8
RBI	4
BB	4
SO	9
LOB	25

Batter	1	2	3	4	5	6	7	8	9	AB	R	H	RBI	BB	SO	LOB
7 Grégor Blanco, L (1, 8) OBP: 0.261, SLG: 0.333	x 0-0 35 G4-6-3 1B			x 0-0 ① B3		CSS 0-3 ① K	x 0-0 ② F8			3	0	1	0	0	1	1
10 Gary Brown, R (6, 8) OBP: 0.238, SLG: 0.524										1	0	0	0	0	0	1
35 Brandon Crawford, L (1, 6) OBP: 0.474, SLG: 0.800	x 0-0 ① ② G4-6-3 1-2f			x 0-0 8 1B 3B		x 0-0 8 1B 9 2B 1-2 1B	x 0-0 ③ G4-3			3	2	2	0	0	0	1
57 Ehire Adrianza, S (6, 6)										1	0	0	0	0	0	1
8 Hunter Pence, R (1, 9) OBP: 0.375, SLG: 0.500	x 0-0 ③ G6-3			x 0-0 3-H 1B		x 0-0 9 2B 1-2 2-H 1B		x 0-0 ① F9		3	1	2	2	0	0	0
68 Juan Carlos Perez, R (6, 7) OBP: 0.143, SLG: 0.190										1	0	0	0	0	0	0
9 Brandon Belt, L (1, 3) OBP: 0.464, SLG: 0.929		x 0-0 ① P5		SCS 0-3 ② K		x 0-0 2 E4 1-H 2-H 2B		x 0-0 ② P4		3	0	1	2	0	1	1
74 Angel Villalona, R (6, 3) OBP: 0.167, SLG: 0.417										1	0	0	0	0	0	0
23 Roger Kieschnick, L (1, 10) OBP: 0.273, SLG: 0.286		x 0-0 ② F8		x 0-0 ③ F8		SSC 0-3 ② K		x 0-0 1B		4	0	1	0	0	1	2
2 Cole Gillespie, R (1, 7) OBP: 0.370, SLG: 0.391		CSC 0-3 ③ K			x 0-0 ① F8	x 0-0 E6 2-3		SCS 0-3 ③ K		3	0	0	0	0	1	1
70 George Kontos, R (6, 1)										0	0	0	0	0	0	0
77 Mitch Lively, R (7, 1)										0	0	0	0	0	0	0
67 Andrew Susac, R (8, PH) OBP: 0.333, SLG: 0.500										1	0	0	0	0	1	1
63 Jean Machi, R (8, 1)										0	0	0	0	0	0	0
88 Kensuke Tanaka, L (1, 4) OBP: 0.276, SLG: 0.259			x 0-0 ① L5		x 0-0 ② P5	x 0-0 ③ G4-3			x 0-0 ① G6-3	3	0	0	0	0	0	2
66 Joe Panik, L (6, 4)										1	0	0	0	0	0	0
37 Wilson Valdez, R (1, 5) OBP: 0.389, SLG: 0.286			x 0-0 ② G6-3		x 0-0 ③ G6-3		x 0-0 ① F7		x 0-0 ② G3	2	0	0	0	0	0	0
64 Nick Noonan, L (6, 5) OBP: 0.100, SLG: 0.053										2	0	0	0	0	0	0
12 Guillermo Quiroz, R (1, 2) OBP: 0.308, SLG: 0.364			x 0-0 ③ P4			BBB 4-0 35 1B 8 1B BB	BBB 4-0 BB		SSC 0-3 ③ K	1	1	0	0	1	0	0
79 Johnny Monell, L (6, 2) OBP: 0.600, SLG: 0.500										1	0	0	0	1	1	0
Inning Stats	R: 0 E: 0 K: 0 S: 3 H: 1 LOB: 0 BB: 0 P: 3	R: 0 E: 0 K: 1 S: 5 H: 0 LOB: 0 BB: 0 P: 5	R: 0 E: 0 K: 0 S: 3 H: 0 LOB: 0 BB: 0 P: 3	R: 1 E: 0 K: 1 S: 7 H: 2 LOB: 1 BB: 0 P: 7	R: 0 E: 0 K: 0 S: 3 H: 0 LOB: 0 BB: 0 P: 3	R: 3 E: 1 K: 2 S: 11 H: 3 LOB: 2 BB: 1 P: 15	R: 0 E: 0 K: 0 S: 3 H: 0 LOB: 1 BB: 1 P: 7	R: 0 E: 0 K: 1 S: 6 H: 1 LOB: 1 BB: 0 P: 6	R: 0 E: 0 K: 1 S: 5 H: 0 LOB: 0 BB: 0 P: 5	1B: 5 2B: 1 3B: 1 HR: 0	SF: 0 SAC: 0 DP: 1 HBP: 0						

PITCHER	IP	WLS	BF	H	R	ER	SO	BB	IBB	HBP	BLK	WP	HR	S	P	ERA	WHIP
30 Ubaldo Jiménez, R (1, 1) ERA: 6.75	4.0	W	14	3	1	1	2	0	0	0	0	0	0	18	18	2.25	0.750
55 Matt Capps, R (5, 1) ERA: 6.0	1.0	H	3	0	0	0	0	0	0	0	0	0	0	3	3	0.00	0.000
37 Cody Allen, R (6, 1) ERA: 7.36	0.2		7	3	3	3	2	1	0	0	0	0	0	10	14	40.50	6.000
57 Fernando Nieve, R (6, 1) ERA: 9.53	1.1	H	5	0	0	0	0	1	0	0	0	0	0	4	8	0.00	0.750
70 TJ House, L (8, 1) ERA:	1.0	H	4	1	0	0	1	0	0	0	0	0	0	6	6	0.00	1.000

PITCHER	IP	WLS	BF	H	R	ER	SO	BB	IBB	HBP	BLK	WP	HR	S	P	ERA	WHIP
80 Jerry Gil, R (9, 1) ERA: 4.15	1.0	S	3	0	0	0	1	0	0	0	0	0	0	5	5	0.00	0.000

TOP

San Francisco Giants @ Cleveland Indians

Goodyear Ballpark, Goodyear, AZ

Thu Mar 07 2013, 3:06 PM - 5:40 PM EST

Att. 4,832 - Sunny - 73 F

livebaseballscorecards.com

AB	34
R	4
H	7
RBI	4
BB	2
SO	6
LOB	11

1B: 5	SF: 0	WP: 0	PA: 36
2B: 1	SAC: 0	PB: 0	
3B: 1	DP: 1	SB: 0	
HR: 0	HBP: 0	CS: 0	

Batter	1	2	3	4	5	6	7	8	9	AB	R	H	RBI	BB	SO	LOB
24 Michael Bourn, L (1, 8) OBP: 0.217, SLG: 0.238	G4-3		G4-6-3 1-2f		33 HR 3B	BB		P5 1-2		3	1	1	0	0	0	1
62 Cedric Hunter, L (6, 8) OBP: 0.100, SLG: 0.053										1	0	0	0	1	0	1
22 Jason Kipnis, L (1, 4) OBP: 0.280, SLG: 0.273	K		G4-3		G5-3	F8		G5-3		3	0	0	0	0	1	1
91 Ronny Rodríguez, R (6, 4)										2	0	0	0	0	0	2
8 Lonnie Chisenhall, L (1, 5) OBP: 0.542, SLG: 0.850	2B			K	33 HR BB		B5-3			2	1	1	0	1	1	0
65 Nate Spears, L (6, 5) OBP: 0.333, SLG: 0.188										1	0	0	0	0	0	0
33 Nick Swisher, S (1, 3) OBP: 0.565, SLG: 1.000	G3			71 BB 25 1B 9 2B 1B	1-H 3-H HR		F8			3	2	2	3	0	0	1
35 Jeremy Hermida, L (6, 9) OBP: 0.444, SLG: 0.231										1	0	0	0	0	0	0
25 Jason Giambi, L (1, 10) OBP: 0.333, SLG: 0.375		G3-1		71 BB 9 2B 1-2 1B	HR		71 1B BB			3	2	2	1	0	0	0
46 Cord Phelps, S (7, PH) OBP: 0.417, SLG: 0.550										0	0	0	0	1	0	0
(8, 10)																
71 Chris McGuiness, L (1, 9) OBP: 0.208, SLG: 0.136		K		9 2B 1-2 2-3 BB	P6		1-2 1B			3	0	1	0	1	1	0
(6, 3)										0	0	0	0	0	0	0
61 Mike McDade, S (8, 3) OBP: 0.417, SLG: 0.636																
9 Ryan Raburn, R (1, 7) OBP: 0.609, SLG: 1.250	2B			1-3 2-H 3-H 2B	G4-3		K			2	0	2	2	0	0	0
1 Ezequiel Carrera, L (4, PR) OBP: 0.217, SLG: 0.250										2	0	0	0	0	1	2
(5, 7)																
6 Lou Marson, R (1, 2) OBP: 0.438, SLG: 0.182	F8			G5-3		F8		K		3	0	0	0	0	0	3
77 Roberto Pérez, R (7, 2) OBP: 0.125, SLG: 0.500										1	0	0	0	0	1	0
66 Juan Diaz, L (1, 6) OBP: 0.316, SLG: 0.647			E4 24 G4-6-3	F7		K		62 S 1B		2	0	0	0	0	0	2
84 Francisco Lindor, S (5, 6) OBP: 0.400, SLG: 0.333										2	0	1	0	0	1	0
Inning Stats	R: 0 E: 0 K: 1 S: 6 H: 1 LOB: 1 BB: 0 P: 6	R: 0 E: 0 K: 1 S: 6 H: 1 LOB: 1 BB: 0 P: 6	R: 0 E: 1 K: 0 S: 3 H: 0 LOB: 0 BB: 0 P: 3	R: 2 E: 0 K: 1 S: 8 H: 3 LOB: 2 BB: 1 P: 12	R: 4 E: 0 K: 0 S: 8 H: 3 LOB: 0 BB: 1 P: 14	R: 0 E: 0 K: 1 S: 5 H: 0 LOB: 1 BB: 1 P: 9	R: 0 E: 0 K: 1 S: 6 H: 1 LOB: 2 BB: 1 P: 10	R: 0 E: 0 K: 1 S: 6 H: 1 LOB: 1 BB: 0 P: 7		1B: 4 2B: 3 3B: 1 HR: 2	SF: 0 SAC: 0 DP: 1 HBP: 0					

PITCHER		IP	WLS	BF	H	R	ER	SO	BB	IBB	HBP	BLK	WP	HR	S	P	ERA	WHIP
53 Chad Gaudin, R ERA: 2.16	(1, 1)	3.0		11	2	0	0	2	0	0	0	0	0	0	15	15	0.00	0.667
91 Josh Osich, L ERA: 20.25	(4, 1)	0.1	L	5	3	2	2	1	1	0	0	0	0	0	6	10	54.00	12.000
61 Fabio Castillo, R ERA: 34.71	(4, 1)	0.2		2	0	0	0	0	0	0	0	0	0	0	2	2	0.00	0.000
72 Heath Hembree, R ERA: 11.25	(5, 1)	1.0		7	3	4	4	0	1	0	0	0	0	2	8	14	36.00	4.000
70 George Kontos, R ERA: 1.8	(6, 1)	1.0		4	0	0	0	1	1	0	0	0	0	0	5	9	0.00	1.000
77 Mitch Lively, R ERA:	(7, 1)	1.0		5	1	0	0	1	1	0	0	0	0	0	6	10	0.00	2.000
63 Jean Machi, R ERA: 4.5	(8, 1)	1.0		4	1	0	0	1	0	0	0	0	0	0	6	7	0.00	1.000

BOTTOM

San Francisco Giants @ Cleveland Indians

Goodyear Ballpark, Goodyear, AZ

Thu Mar 07 2013, 3:06 PM - 5:40 PM EST

Att. 4,832 - Sunny - 73 F

livebaseballscorecards.com

AB	34
R	6
H	10
RBI	6
BB	4
SO	6
LOB	13

1B: 4 SF: 0
2B: 3 SAC: 0
3B: 1 DP: 1
HR: 2 HBP: 0

WP: 0 PA: 38
PB: 0
SB: 1
CS: 0

Batter	1	2	3	4	5	6	7	8	9	AB R H RBI BB SO LOB
Inning Stats										

Cleveland Indians @ Kansas City Royals

Surprise Stadium, Surprise, AZ

Fri Mar 08 2013, 3:05 PM EST

TOP

livebaseballscorecards.com

AB	0
R	0
H	0
RBI	0
BB	0
SO	0
LOB	0

1B: 0
2B: 0
3B: 0
HR: 0

SF: 0
SAC: 0
DP: 0
HBP: 0

WP: 0
PB: 0
SB: 0
CS: 0

PA: 0

PITCHER	IP	WLS	BF	H	R	ER	SO	BB	IBB	HBP	BLK	WP	HR	S	P	ERA	WHIP

PITCHER	IP	WLS	BF	H	R	ER	SO	BB	IBB	HBP	BLK	WP	HR	S	P	ERA	WHIP

Batter	1	2	3	4	5	6	7	8	9	AB	R	H	RBI	BB	SO	LOB
Inning Stats										1B: 0 2B: 0 3B: 0 HR: 0		SF: 0 SAC: 0 DP: 0 HBP: 0					

PITCHER	IP	WLS	BF	H	R	ER	SO	BB	IBB	HBP	BLK	WP	HR	S	P	ERA	WHIP

PITCHER	IP	WLS	BF	H	R	ER	SO	BB	IBB	HBP	BLK	WP	HR	S	P	ERA	WHIP

BOTTOM

Cleveland Indians @ Kansas City Royals

Surprise Stadium, Surprise, AZ

Fri Mar 08 2013, 3:05 PM EST

livebaseballscorecards.com

AB	**0**
R	**0**
H	**0**
RBI	**0**
BB	**0**
SO	**0**
LOB	**0**

WP: 0 PA: 0
PB: 0
SB: 0
CS: 0

Cleveland Indians @ Chicago Cubs

Hohokam Park, Mesa, AZ

Sat Mar 09 2013, 3:05 PM - 5:45 PM EST

Att. 7,685 - Cloudy - 54 F

TOP

livebaseballscorecards.com

Batter	1	2	3	4	5	6	7	8	9	AB	R	H	RBI	BB	SO	LOB
24 Michael Bourn, L (1, 8) OBP: 0.231, SLG: 0.250	G4-3		G4-3		1-3 22 G4-6-3 1B 2-H	K		F8		3	0	1	1	0	0	1
72 Tim Fedroff, L (5, 7) OBP: 0.263, SLG: 0.263										2	0	0	0	0	1	2
85 Quincy Latimore, R (8, 7)										0	0	0	0	0	0	0
22 Jason Kipnis, L (1, 4) OBP: 0.286, SLG: 0.400	F8			HR	G4-6-3 1-2f		G5-3	G5-3		3	1	1	1	0	0	2
9 Ryan Raburn, R (5, 4) OBP: 0.560, SLG: 1.136										2	0	0	0	0	0	1
25 Jason Giambi, L (1, 10) OBP: 0.333, SLG: 0.333	F8			P5		33 1B 8 SF7 BB	61 1B 89 PB 2B		K	2	0	0	0	1	0	0
10 Ben Francisco, R (6, PR) OBP: 0.500, SLG: 0.737										2	2	1	0	0	1	0
(6, 10)																
33 Nick Swisher, S (1, 3) OBP: 0.538, SLG: 0.917		K		K		6 CS 1-3 1B	68 G3-1 89 PB 2-3 1B		K	3	0	1	0	0	2	0
61 Mike McDade, S (6, PR) OBP: 0.423, SLG: 0.625										2	0	1	0	0	1	0
(6, 3)																
8 Lonnie Chisenhall, L (1, 5) OBP: 0.481, SLG: 0.773	F7			P5		SF7 3-H	68 G3-1 1-2 3-H BB		F9	2	0	0	1	0	0	0
89 Ryan Rohlinger, R (6, 5) OBP: 0.300, SLG: 0.125										1	0	0	0	1	0	0
6 Lou Marson, R (1, 2) OBP: 0.526, SLG: 0.250	1 CS 1B				66 PB 66 1B BB	1 1B 66 E 1-2 BB	G3-1 1-2 2-3			1	2	1	0	2	0	0
68 Omir Santos, R (6, 2) OBP: 0.300, SLG: 0.444										1	0	0	0	0	0	2
1 Ezequiel Carrera, L (1, 9) OBP: 0.269, SLG: 0.304	1 SAFE CS 1-2				F9	66 S 62 HR 1-3 1B	F9			3	1	2	0	0	0	1
83 Matt Carson, R (6, 9) OBP: 0.417, SLG: 0.750			66 G6-4-3 1B							1	0	0	0	0	0	2
66 Juan Diaz, L (1, 6) OBP: 0.364, SLG: 0.632			G6-4-3 1-2f		62 1B 24 1B 1-H	62 HR 1-2 3-H		G3		2	2	1	1	1	0	1
84 Francisco Lindor, S (6, 6) OBP: 0.364, SLG: 0.300										1	0	0	0	0	0	0
62 Cedric Hunter, L (1, 7) OBP: 0.250, SLG: 0.318			1B		24 1B 1-2 1B	1-H 2-H HR		BB		3	1	3	3	1	0	0
(5, 8)																
Inning Stats	R: 0 E: 0 K: 0 S: 3 H: 0 LOB: 0 BB: 0 P: 3	R: 0 E: 0 K: 1 S: 5 H: 1 LOB: 0 BB: 0 P: 5	R: 0 E: 0 K: 0 S: 4 H: 2 LOB: 1 BB: 0 P: 4	R: 1 E: 0 K: 1 S: 6 H: 1 LOB: 0 BB: 0 P: 7	R: 2 E: 0 K: 0 S: 5 H: 3 LOB: 1 BB: 1 P: 10	R: 5 E: 0 K: 1 S: 8 H: 3 LOB: 3 BB: 3 P: 20	R: 1 E: 0 K: 0 S: 5 H: 2 LOB: 2 BB: 1 P: 9	R: 0 E: 0 K: 0 S: 3 H: 0 LOB: 1 BB: 1 P: 7	R: 0 E: 0 K: 2 S: 7 H: 0 LOB: 0 BB: 0 P: 7	1B: 9 2B: 1 3B: 0 HR: 2	SF: 1 SAC: 0 DP: 2 HBP: 0						

AB	34
R	9
H	12
RBI	7
BB	6
SO	5
LOB	12

WP: 0 PB: 2 SB: 1 CS: 2 PA: 42

PITCHER		IP	WLS	BF	H	R	ER	SO	BB	IBB	HBP	BLK	WP	HR	S	P	ERA	WHIP
18 Chris Rusin, L ERA: 1.13	(1, 1)	3.0		10	3	0	0	1	0	0	0	0	0	0	12	12	0.00	1.000
43 Brooks Raley, L ERA: 21.21	(4, 1)	1.1	L	9	4	3	3	1	1	0	0	0	0	1	10	16	20.25	3.750
55 Alberto Cabrera, R ERA: 16.2	(5, 1)	1.1		8	3	5	5	0	3	0	0	0	0	1	6	18	33.75	4.500
40 James Russell, L ERA: 2.08	(6, 1)	1.1		7	2	1	1	1	1	0	0	0	0	0	8	12	6.75	2.250
54 Shawn Camp, R ERA:	(8, 1)	1.0		4	0	0	0	0	1	0	0	0	0	0	3	7	0.00	1.000

PITCHER		IP	WLS	BF	H	R	ER	SO	BB	IBB	HBP	BLK	WP	HR	S	P	ERA	WHIP
11 Kyuji Fujikawa, R ERA:	(9, 1)	1.0		3	0	0	0	2	0	0	0	0	0	0	7	7	0.00	0.000

Cleveland Indians @ Chicago Cubs

Hohokam Park, Mesa, AZ

Sat Mar 09 2013, 3:05 PM - 5:45 PM EST

Att. 7,685 - Cloudy - 54 F

BOTTOM

Batter	1	2	3	4	5	6	7	8	9	AB	R	H	RBI	BB	SO	LOB
9 David DeJesus, L (1, 8) OBP: 0.364, SLG: 0.389 51 Steve Clevenger, L (7, 2) OBP: 0.350, SLG: 0.278	0-0 ① 70 HR 2B		0-0 ① L3		0-0 2B			0-0 ② G1-3		3	1	2	0	0	0	0
										1	0	0	0	0	0	0
70 Javier Báez, R (1, 6) OBP: 0.385, SLG: 0.640 68 Jorge Soler, R (7, 9) OBP: 0.364, SLG: 0.421	S X 0-1 2-H HR		0-0 53 CS 1B		0-0 ③ G3			0-0 ③ G6-3		3	1	2	2	0	0	1
										1	0	0	0	0	0	0
53 Welington Castillo, R (1, 2) OBP: 0.261, SLG: 0.333 16 Darnell McDonald, R (7, 8) OBP: 0.167, SLG: 0.318	0-0 ① G6-3		1 SAFE S S S C 0-3 ② ③ K 1-2			0-0 ① P6			S S S 0-3 ① K	3	0	0	0	0	1	1
										1	0	0	0	0	1	0
19 Nate Schierholtz, L (1, 9) OBP: 0.375, SLG: 0.619 6 Alberto Gonzalez, R (7, 4) OBP: 0.222, SLG: 0.200	S S S 0-3 ② K			S S S 0-3 ① K		0-0 ② F8			B B B B 4-0 21 DI BB	3	0	0	0	0	2	0
										0	0	0	0	1	0	0
21 Scott Hairston, R (1, 10) OBP: 0.167, SLG: 0.261	0-0 ③ G5-3			0-0 ② F8		0-0 ③ F8			B X 1-0 ② F7 1-2	4	0	0	0	0	0	1
24 Luis Valbuena, L (1, 5) OBP: 0.421, SLG: 0.647 61 Christian Villanueva, R (8, 5) OBP: 0.158, SLG: 0.471		0-0 ① F8		0-0 1B			0-0 ① L4		0-0 ③ G5-3	3	0	1	0	0	0	0
										1	0	0	0	0	0	1
80 Johermyn Chavez, R (1, 7) OBP: 0.368, SLG: 0.722 66 Brian Bogusevic, L (7, 7) OBP: 0.520, SLG: 0.864		0-0 75 G4-3 2B		S S C 0-3 ③ K			0-0 75 G4-6-3 1B			2	0	1	0	0	1	1
										1	0	1	0	0	0	0
75 Brad Nelson, L (1, 3) OBP: 0.308, SLG: 0.625		0-0 ② G4-3 2-3			0-0 ① G6-3		0-0 ② ③ G4-6-3 1-2f			3	0	0	0	0	0	2
74 Logan Watkins, L (1, 4) OBP: 0.318, SLG: 0.450 65 Edwin Maysonet, R (7, 6) OBP: 0.208, SLG: 0.318		S S C 0-3 ③ K			S S T 0-2 ② K			S S S 0-3 ① K		2	0	0	0	0	2	1
										1	0	0	0	0	1	0

Inning Stats										
	R: 2	H: 2	R: 0	H: 1	R: 0	H: 1	R: 0	H: 1	R: 0	H: 0
	E: 0	LOB: 0	E: 0	LOB: 1	E: 0	LOB: 0	E: 0	LOB: 1	E: 0	LOB: 0
	K: 1	BB: 0	K: 1	BB: 0	K: 1	BB: 0	K: 2	BB: 0	K: 1	BB: 0
	S: 8	P: 8	S: 6	P: 6	S: 5	P: 5	S: 8	P: 8	S: 6	P: 6

Inning Stats										
	R: 0	H: 0	R: 0	H: 1	R: 0	H: 0	R: 0	H: 1	R: 0	H: 0
	E: 0	LOB: 0	E: 0	LOB: 0	E: 0	LOB: 1	E: 0	LOB: 1	E: 0	LOB: 1
	K: 0	BB: 0	K: 0	BB: 0	K: 1	BB: 0	K: 1	BB: 1	K: 1	BB: 1
	S: 3	P: 3	S: 3	P: 3	S: 5	P: 5	S: 5	P: 10	1B: 3	SF: 0
									2B: 3	SAC: 0
									3B: 0	DP: 1
									HR: 1	HBP: 0

PITCHER		IP	WLS	BF	H	R	ER	SO	BB	IBB	HBP	BLK	WP	HR	S	P	ERA	WHIP
31 David Huff, L	(1, 1)	3.0		12	4	2	2	3	0	0	0	0	0	1	19	19	6.00	1.333
ERA: 5.4																		
34 Zach McAllister, R	(4, 1)	4.0	W	14	3	0	0	3	0	0	0	0	0	0	20	20	0.00	0.750
ERA: 4.09																		
32 Matt Albers, R	(8, 1)	1.0		3	0	0	0	1	0	0	0	0	0	0	5	5	0.00	0.000
ERA: 13.5																		
58 Joe Martinez, R	(9, 1)	1.0		4	0	0	0	1	1	0	0	0	0	0	5	10	0.00	1.000
ERA: 7.5																		

PITCHER	IP	WLS	BF	H	R	ER	SO	BB	IBB	HBP	BLK	WP	HR	S	P	ERA	WHIP

AB	32
R	2
H	7
RBI	2
BB	1
SO	8
LOB	8

WP: 0 PA: 33
PB: 0
SB: 0
CS: 1

livebaseballscorecards.com

Texas Rangers @ Cleveland Indians

Goodyear Ballpark, Goodyear, AZ

Sun Mar 10 2013, 4:06 PM - 7:29 PM EDT

Att. 4,781 - Sunny - 66 F

TOP

livebaseballscorecards.com

Batter	1	2	3	4	5	6	7	8	9	AB	R	H	RBI	BB	SO	LOB
5 Ian Kinsler, R (1, 4) OBP: 0.265, SLG: 0.222	S S S 0-3 ① K		B B B B 4-0 13 S BB	F X 0-1 13 WP 13 1B 1B		X 0-0 G6-3 1-2 3-H		B B B B 4-0 63 G4-6-3 BB		2	1	1	0	1	1	0
8 Rougned Odor, L (6, PH) OBP: 0.667, SLG: 0.500 (6, 4)										1	0	0	1	1	0	1
13 Jurickson Profar, S (1, 6) OBP: 0.350, SLG: 0.303	S S S 0-3 ② K		S S S 0-3 ② K 1-2	B X 1-0 27 E 1-H 1B		X 0-0 G6-3 2-H 1B		X 0-0 ②③ G4-6-3 1-2f		4	0	2	2	0	2	1
63 Yangervis Solarte, S (6, 6) OBP: 0.385, SLG: 0.478										1	0	0	0	0	0	2
27 Lance Berkman, S (1, 10) OBP: 0.391, SLG: 0.353	B B B B 4-0 29 FC6-4 BB		X 0-0 ③ F7	B 1 SAFE B B B 4-0 1-3 BB		X 0-0 ② F7			S S S 0-3 ① K	2	0	0	0	2	0	2
71 James Adduci, L (9, PH) OBP: 0.435, SLG: 0.762 (9, 10)										1	0	0	0	0	1	0
29 Adrian Beltré, R (1, 5) OBP: 0.250, SLG: 0.500	X 0-0 ③ FC6-4 1-2f			x 0-0 7 G4-3 15 2B 1B x 0-0 F9 ③		X 0-0 F9			X 0-0 ② G3-1	3	1	1	0	0	0	3
21 Brandon Snyder, R (6, PH) OBP: 0.350, SLG: 0.500 (6, 5)										2	0	0	0	0	0	1
7 David Murphy, L (1, 7) OBP: 0.371, SLG: 0.375		X 0-0 ① F8		X 0-0 ① G4-3 1-2	X 0-0 ① P5		S S S 0-3 ① K		X 0-0 ③ F7	3	0	0	0	0	0	1
19 Aaron Cunningham, R (6, 7) OBP: 0.364, SLG: 0.600										2	0	0	0	0	1	0
12 A.J. Pierzynski, L (1, 2) OBP: 0.308, SLG: 0.400		S S S 0-3 ② K		X 0-0 ② G6-3	S S S 0-3 ② K		X 0-0 70 G4-6-3 1B			3	0	0	0	0	2	1
1 Zach Zaneski, R (6, 2) OBP: 1.000, SLG: 1.000										1	0	1	0	0	0	0
15 Jeff Baker, R (1, 3) OBP: 0.531, SLG: 0.633		X 0-0 1B		X 0-0 2 2B 2-H 2B	X 0-0 ③ G6-3		X 0-0 ②③ G4-6-3 1-2f			3	1	2	1	0	0	0
70 Brandon Allen, L (6, 3) OBP: 0.292, SLG: 0.636										1	0	0	0	0	0	1
2 Leonys Martin, L (1, 8) OBP: 0.471, SLG: 0.586		S S S 0-3 ③ K		X 0-0 23 HR 2-H 2B		X 0-0 23 1B 8 G6-3 1B		B B B B 4-0 72 G6-3 BB		3	2	2	1	0	1	1
20 Julio Borbon, L (6, 8) OBP: 0.375, SLG: 0.423										0	0	0	0	1	0	0
23 Craig Gentry, R (1, 9) OBP: 0.484, SLG: 0.640			X 0-0 ① G5-3	B S S X 1-2 2-H HR		X 0-0 8 G6-3 13 1B 1-3 1B		X 0-0 ① G6-3 1-2		3	2	2	2	0	0	0
72 Joey Butler, R (6, 9) OBP: 0.250, SLG: 0.222										1	0	0	0	0	0	1
Inning Stats	R: 0 E: 0 K: 2 S: 7 H: 0 LOB: 1 BB: 1 P: 11	R: 0 E: 0 K: 2 S: 8 H: 1 LOB: 1 BB: 0 P: 8	R: 0 E: 0 K: 1 S: 5 H: 0 LOB: 1 BB: 1 P: 9	R: 5 E: 1 K: 0 S: 12 H: 6 LOB: 2 BB: 1 P: 18	R: 0 E: 0 K: 1 S: 5 H: 0 LOB: 0 BB: 0 P: 5	R: 2 E: 0 K: 0 S: 6 H: 3 LOB: 1 BB: 0 P: 6	R: 0 E: 0 K: 1 S: 5 H: 1 LOB: 0 BB: 0 P: 5	R: 0 E: 0 K: 0 S: 2 H: 0 LOB: 1 BB: 2 P: 10	R: 0 E: 0 K: 1 S: 5 H: 0 LOB: 0 BB: 0 P: 5	1B: 8 2B: 2 3B: 0 HR: 1	SF: 0 SAC: 0 DP: 2 HBP: 0						

	AB	36
	R	7
	H	11
	RBI	7
	BB	5
	SO	8
	LOB	15

WP: 1 PB: 0 SB: 1 CS: 0 PA: 41

PITCHER	IP	WLS	BF	H	R	ER	SO	BB	IBB	HBP	BLK	WP	HR	S	P	ERA	WHIP
39 Brett Myers, R (1, 1) ERA: 6.23	3.2		20	7	5	4	5	2	0	0	0	1	1	31	41	9.82	2.455
57 Fernando Nieve, R (4, 1) ERA: 9.0	0.1		2	0	0	0	0	1	0	0	0	0	0	1	5	0.00	3.000
59 Carlos Carrasco, R (5, 1) ERA: 7.88	4.0	L	16	4	2	2	2	2	0	0	0	0	0	18	26	4.50	1.500
53 Rich Hill, L ERA:	1.0		3	0	0	0	1	0	0	0	0	0	0	5	5	0.00	0.000

PITCHER	IP	WLS	BF	H	R	ER	SO	BB	IBB	HBP	BLK	WP	HR	S	P	ERA	WHIP

Texas Rangers @ Cleveland Indians

Goodyear Ballpark, Goodyear, AZ

Sun Mar 10 2013, 4:06 PM - 7:29 PM EDT

Att. 4,781 - Sunny - 66 F

livebaseballscorecards.com

BOTTOM

Batter	1	2	3	4	5	6	7	8	9	AB	R	H	RBI	BB	SO	LOB
23 Michael Brantley, L (1, 10) OBP: 0.625, SLG: 1.125 71 Chris McGuiness, L (4, PH) OBP: 0.214, SLG: 0.120 (5, 10)	F8	G4-3		11 3B BB	P6		K 1-2 2-3		G6-3	2 0 0 0 0 0 1 3 1 0 0 1 1 4						
11 Drew Stubbs, R (1, 9) OBP: 0.269, SLG: 0.440 35 Jeremy Hermida, L (5, 9) OBP: 0.381, SLG: 0.188	G4-3		9 BB 10 BB 1B	1-H 3B		K	K		P5	3 0 2 1 0 0 0 3 0 0 0 0 2 2						
40 Yan Gomes, R (1, 2) OBP: 0.455, SLG: 0.750 73 Brian Jeroloman, L (7, 2) OBP: 0.455, SLG: 0.375	2B		K	F7		95 WP 46 BB BB		89 1B 95 FC5-2 2B		3 0 1 0 1 1 2 1 0 1 0 0 0 0						
46 Cord Phelps, S (1, 4) OBP: 0.429, SLG: 0.522 (6, 5) 89 Matt Antonelli, R (7, 5) OBP: 0.667, SLG: 0.667	K		F8		9 F9 10 BB 61 1B 1B	95 WP 1-2 BB		91 1B 95 FC5-2 2-3 61 WP 1B		3 1 1 0 1 1 2 1 1 1 0 0 0 0						
10 Ben Francisco, R (1, 7) OBP: 0.520, SLG: 0.700 72 Tim Fedroff, L (5, PR) OBP: 0.238, SLG: 0.238 (6, 7)		G6-3	9 BB 1-2 BB		61 1B 82 1B 1-2 BB	K		P4		1 0 0 0 2 0 0 2 1 0 0 0 1 4						
9 Ryan Raburn, R (1, 5) OBP: 0.571, SLG: 1.087 95 Tony Wolters, L (6, 4)		1 BB 82 2B BB	1-2 2-3 BB	F9 2-3	K 1-2 2-3			FC5-2 61 WP 91 1B 1-2 3-H		1 1 0 0 2 0 2 2 0 0 0 0 1 4						
1 Ezequiel Carrera, L (1, 8) OBP: 0.300, SLG: 0.308 91 Ronny Rodríguez, R (8, 6) OBP: 0.143, SLG: 0.143		82 2B 1-2 BB	G3	P6		71 S 62 S 1B		61 WP 1-2 2-3 1B		3 1 1 0 1 0 5 1 0 1 0 0 0 0						
61 Mike McDade, S (1, 3) OBP: 0.387, SLG: 0.552		F9		K	82 1B 1-2 3-H 1B		K	G4-3 1-2 2-3 3-H		5 0 1 1 0 2 5						
82 Luis Hernandez, S (1, 6) OBP: 0.261, SLG: 0.238 62 Cedric Hunter, L (7, PH) OBP: 0.269, SLG: 0.304 (8, 8)		1-H 2-H 2B		K	1-2 2-H 1B		71 S 1-2 BB		F8	3 0 2 3 0 1 0 1 0 0 0 1 0 0						
Inning Stats	R: 0 H: 1 E: 0 LOB: 1 K: 1 BB: 0 S: 6 P: 6	R: 2 H: 1 E: 0 LOB: 1 K: 0 BB: 2 S: 4 P: 12	R: 0 H: 1 E: 0 LOB: 3 K: 1 BB: 2 S: 6 P: 14	R: 1 H: 1 E: 0 LOB: 1 K: 2 BB: 1 S: 8 P: 12	R: 2 H: 3 E: 0 LOB: 2 K: 0 BB: 1 S: 6 P: 10	R: 0 H: 0 E: 0 LOB: 2 K: 3 BB: 2 S: 9 P: 18	R: 0 H: 1 E: 0 LOB: 2 K: 3 BB: 1 S: 10 P: 14	R: 1 H: 3 E: 0 LOB: 2 K: 0 BB: 0 S: 6 P: 7	R: 0 H: 0 E: 0 LOB: 0 K: 0 BB: 0 S: 3 P: 3	1B: 7 SF: 0 2B: 3 SAC: 0 3B: 1 DP: 0 HR: 0 HBP: 0						

	AB	38
	R	6
	H	11
	RBI	5
	BB	9
	SO	10
	LOB	31

PITCHER	IP	WLS	BF	H	R	ER	SO	BB	IBB	HBP	BLK	WP	HR	S	P	ERA	WHIP
46 Robbie Ross Jr., L (1, 1) ERA: 3.86	2.2		14	3	2	2	2	3	0	0	0	0	0	15	27	6.75	2.250
62 Evan Meek, R (3, 1) ERA: 12.15	1.1		7	1	1	1	2	2	0	0	0	0	0	9	17	6.75	2.250
39 Jeff Beliveau, L (5, 1) ERA: 4.91	0.2	B	6	3	2	2	0	1	0	0	0	0	0	5	9	27.00	6.000
94 Chad Bell, L (5, 1) ERA:	1.1	W	6	0	0	0	3	2	0	0	0	1	0	10	19	0.00	1.500
51 Justin Grimm, R (7, 1) ERA: 12.27	3.0	S	14	4	1	1	3	1	0	0	0	1	0	19	24	3.00	1.667

PITCHER	IP	WLS	BF	H	R	ER	SO	BB	IBB	HBP	BLK	WP	HR	S	P	ERA	WHIP

Los Angeles Angels @ Cleveland Indians

Goodyear Ballpark, Goodyear, AZ

Mon Mar 11 2013, 4:06 PM - 6:47 PM EDT

Att. 5,277 - Sunny - 70 F

TOP

livebaseballscorecards.com

Batter	1	2	3	4	5	6	7	8	9	AB	R	H	RBI	BB	SO	LOB
25 Peter Bourjos, R (1, 8) OBP: 0.367, SLG: 0.519 8 Luis Antonio Rodriguez, S (6, 4) OBP: 0.400, SLG: 0.391	G1-3		G6-3 1-2 2-3		L8			L8		3 0 0 0 0 0 3 1 0 0 0 0 0 1						
6 Alberto Callaspo, S (1, 5) OBP: 0.261, SLG: 0.190 39 JB Shuck, L (6, 8) OBP: 0.333, SLG: 0.348	F9		F9			F8		G3 2-3		3 0 0 0 0 0 2 1 0 0 0 0 0 1						
32 Josh Hamilton, L (1, 9) OBP: 0.316, SLG: 0.474 18 Luis Jimenez, R (6, 5) OBP: 0.419, SLG: 0.417	K			L1		44 FC1-6 1B		BB		3 0 1 0 0 1 0 0 0 0 0 1 0 0						
44 Mark Trumbo, R (1, 3) OBP: 0.345, SLG: 0.370 54 Trent Oeltjen, L (6, 9) OBP: 0.357, SLG: 0.538		47 G5-4-3 1B		K		FC1-6 47 FC6-4 1-2f		P3		3 0 1 0 0 1 1 1 0 0 0 0 0 2						
47 Howie Kendrick, R (1, 4) OBP: 0.481, SLG: 0.852 68 Efren Navarro, L (6, 3) OBP: 0.273, SLG: 0.211		G5-4-3 1-2f		10 S 1B		FC6-4 1-2f			P5	3 0 1 0 0 0 2 1 0 0 0 0 0 0						
10 Vernon Wells, R (1, 7) OBP: 0.455, SLG: 0.889 22 John Hester, R (7, 2) OBP: 0.250, SLG: 0.200	K			L9 1-2			P3		K	3 0 0 0 0 1 1 1 0 0 0 0 1 0						
56 Kole Calhoun, L (1, 10) OBP: 0.306, SLG: 0.414			K		K		K		F8	4 0 0 0 0 3 0						
17 Chris Iannetta, R (1, 2) OBP: 0.480, SLG: 0.636 41 Matt Young, L (7, 7) OBP: 0.588, SLG: 0.733 12 Tommy Field, R (9, 7) OBP: 0.300, SLG: 0.278 3 Scott Cousins, L (9, 7) OBP: 0.300, SLG: 0.133			25 G6-3 7 BB 1B		1B		K			3 0 2 0 0 1 0 0 0 0 0 0 0 0 0 0 0 0 0 0 0 0 0 0 0 0 0 0						
7 Andrew Romine, S (1, 6) OBP: 0.357, SLG: 0.360			25 G6-3 1-2 BB		F7			39 G3 2B		2 0 1 0 1 0 1						

Inning Stats	R: 0 E: 0 K: 1 S: 5	H: 0 LOB: 0 BB: 0 P: 5	R: 0 E: 0 K: 1 S: 5	H: 1 LOB: 0 BB: 0 P: 5	R: 0 E: 0 K: 1 S: 6	H: 1 LOB: 2 BB: 1 P: 10	R: 0 E: 0 K: 1 S: 6	H: 1 LOB: 1 BB: 0 P: 7	R: 0 E: 0 K: 1 S: 6	H: 1 LOB: 1 BB: 0 P: 6	R: 0 E: 0 K: 0 S: 4	H: 1 LOB: 1 BB: 0 P: 4	R: 0 E: 0 K: 2 S: 7	H: 0 LOB: 0 BB: 0 P: 7	R: 0 E: 0 K: 0 S: 4	H: 1 LOB: 2 BB: 1 P: 8	R: 0 E: 0 K: 1 S: 5	H: 0 LOB: 0 BB: 0 P: 5

	AB	32
	R	0
	H	6
	RBI	0
	BB	2
	SO	8
	LOB	14

1B: 5 SF: 0
2B: 1 SAC: 0
3B: 0 DP: 1
HR: 0 HBP: 0

WP: 0 PA: 34
PB: 0
SB: 1
CS: 0

PITCHER	IP	WLS	BF	H	R	ER	SO	BB	IBB	HBP	BLK	WP	HR	S	P	ERA	WHIP
26 Scott Kazmir, L (1, 1) ERA:	4.0		15	3	0	0	4	1	0	0	0	0	0	22	27	0.00	1.000
38 Joe Smith, R (5, 1) ERA: 9.0	1.0		4	1	0	0	1	0	0	0	0	0	0	6	6	0.00	1.000
20 Daisuke Matsuzaka, R (6, 1) ERA: 2.25	1.0		4	1	0	0	0	0	0	0	0	0	0	4	4	0.00	1.000
78 Matt Langwell, R (7, 1) ERA: 2.25	2.0		8	1	0	0	2	1	0	0	0	0	0	11	15	0.00	1.000
79 Preston Guilmet, R (9, 1) ERA:	1.0		3	0	0	0	1	0	0	0	0	0	0	5	5	0.00	0.000

PITCHER	IP	WLS	BF	H	R	ER	SO	BB	IBB	HBP	BLK	WP	HR	S	P	ERA	WHIP

Batter	1	2	3	4	5	6	7	8	9	AB	R	H	RBI	BB	SO	LOB
24 Michael Bourn, L (1, 8) OBP: 0.276, SLG: 0.333	0-0 23 1B 1B		0-0 22 G4-3 2B		0-0 L6 ②		0-3 K ③		0-0 9 FC5-2-5-1 9 S 1-3 1B	3	0	2	0	0	0	0
62 Cedric Hunter, L (6, 8) OBP: 0.286, SLG: 0.320										2	0	1	0	0	1	2
23 Michael Brantley, L (1, 7) OBP: 0.545, SLG: 0.909	0-0 1-2 1B		0-0 F7 ①		0-0 G1-3 ③			0-3 K ①	1-0 FC5-2-5-1 46 S 1-3 3-H ②	3	0	1	0	0	0	1
9 Ryan Raburn, R (6, 7) OBP: 0.533, SLG: 1.000										2	0	0	0	0	1	2
22 Jason Kipnis, L (1, 4) OBP: 0.258, SLG: 0.357	0-0 F9 ①		0-0 G4-3 2-3 ②			0-3 K ①		0-0 89 HBP 61 1B 1B	1-0 G4-3 1-2 ③	3	0	0	0	0	1	3
46 Cord Phelps, S (7, 4) OBP: 0.433, SLG: 0.520										2	0	1	0	0	0	2
33 Nick Swisher, S (1, 3) OBP: 0.483, SLG: 0.815	0-3 K ②		0-3 K ③			0-0 G3-1 ②		0-0 89 HBP 1-2 1B		3	0	0	0	0	2	3
61 Mike McDade, S (7, 3) OBP: 0.406, SLG: 0.567										1	0	1	0	0	0	0
25 Jason Giambi, L (1, 10) OBP: 0.333, SLG: 0.300	0-3 K ③			4-0 BB		0-0 F8 ③		0-3 K ②		2	0	0	0	1	1	2
40 Yan Gomes, R (8, PH) OBP: 0.435, SLG: 0.714										1	0	0	0	0	1	2
(9, 10)																
8 Lonnie Chisenhall, L (1, 5) OBP: 0.433, SLG: 0.680		0-3 K ①		0-0 F9 ①			0-0 G4-3 ①	1-0 1-2 2-3 HBP		3	0	0	0	0	1	1
89 Ryan Rohlinger, R (8, 5) OBP: 0.364, SLG: 0.125										0	0	0	0	0	0	0
11 Drew Stubbs, R (1, 9) OBP: 0.310, SLG: 0.444		4-0 6 S BB		0-3 K ②			0-0 6 BB 1B	0-3 K ③		2	0	1	0	1	1	1
68 Omir Santos, R (8, 2) OBP: 0.273, SLG: 0.400										1	0	0	0	0	1	3
6 Lou Marson, R (1, 2) OBP: 0.500, SLG: 0.214		1-0 F8 1-2 ②		0-0 P3 ③			4-0 1-2 BB		0-0 62 1B 9 FC5-2-5-1 1B	2	0	0	0	1	0	2
91 Tyler Holt, R (7, PR) OBP: 1.000, SLG: 1.500										1	0	1	0	0	0	0
(8, 9)																
66 Juan Diaz, L (1, 6) OBP: 0.320, SLG: 0.545	0-3 K ③				0-0 G4-3 ①		0-3 K ②		0-0 F8 ①	3	0	0	0	0	2	3
82 Luis Hernandez, S (8, 6) OBP: 0.250, SLG: 0.227										1	0	0	0	0	0	1
Inning Stats	R: 0 E: 0 K: 2 S: 9 H: 2 LOB: 2 BB: 0 P: 9	R: 0 E: 0 K: 2 S: 7 H: 0 LOB: 1 BB: 1 P: 12	R: 0 E: 0 K: 1 S: 6 H: 1 LOB: 1 BB: 0 P: 6	R: 0 E: 0 K: 1 S: 5 H: 0 LOB: 1 BB: 1 P: 9	R: 0 E: 0 K: 0 S: 3 H: 0 LOB: 0 BB: 0 P: 3	R: 0 E: 0 K: 1 S: 5 H: 0 LOB: 0 BB: 0 P: 5	R: 0 E: 0 K: 2 S: 8 H: 1 LOB: 2 BB: 1 P: 12	R: 0 E: 0 K: 3 S: 11 H: 2 LOB: 3 BB: 0 P: 12	R: 0 E: 0 K: 0 S: 5 H: 2 LOB: 2 BB: 0 P: 7	1B: 7 2B: 1 3B: 0 HR: 0	SF: 0 SAC: 0 DP: 0 HBP: 1						

PITCHER	IP	WLS	BF	H	R	ER	SO	BB	IBB	HBP	BLK	WP	HR	S	P	ERA	WHIP
36 Jered Weaver, R (1, 1) ERA: 1.5	4.0		17	3	0	0	6	2	0	0	0	0	0	27	36	0.00	1.250
57 Jerome Williams, R (5, 1) ERA: 5.0	5.0		22	5	0	0	6	1	0	1	0	0	0	32	39	0.00	1.200

PITCHER	IP	WLS	BF	H	R	ER	SO	BB	IBB	HBP	BLK	WP	HR	S	P	ERA	WHIP

BOTTOM

Los Angeles Angels @ Cleveland Indians

Goodyear Ballpark, Goodyear, AZ

Mon Mar 11 2013, 4:06 PM - 6:47 PM EDT

Att. 5,277 - Sunny - 70 F

livebaseballscorecards.com

AB	35
R	0
H	8
RBI	0
BB	3
SO	12
LOB	28

1B: 7	SF: 0	WP: 0	PA: 39
2B: 1	SAC: 0	PB: 0	
3B: 0	DP: 0	SB: 3	
HR: 0	HBP: 1	CS: 0	

Cleveland Indians @ Chicago White Sox

Camelback Ranch, Glendale, AZ

Wed Mar 13 2013, 4:06 PM - 6:45 PM EDT

Att. 5,303 - Sunny - 86 F

TOP

livebaseballscorecards.com

Batter	1	2	3	4	5	6	7	8	9	AB	R	H	RBI	BB	SO	LOB
24 Michael Bourn, L (1, 8) OBP: 0.281, SLG: 0.333	G3		FC6-4 13 2B 1-2f 2-3		13 WP 1B		46 HR BB		66 CS BB	3	1	1	0	0	0	2
62 Cedric Hunter, L (5, 8) OBP: 0.333, SLG: 0.320										0	1	0	0	2	0	0
13 Asdrúbal Cabrera, S (1, 6) OBP: 0.444, SLG: 0.625	G3		1-H 3-H 2B		1-2 BB		L7		1-2 1B	2	0	1	2	1	0	0
66 Juan Diaz, L (5, 6) OBP: 0.333, SLG: 0.542										2	0	1	0	0	0	1
22 Jason Kipnis, L (1, 4) OBP: 0.235, SLG: 0.323	K		G5-3		F8		1-H HR		P5	3	0	0	0	0	1	3
46 Cord Phelps, S (5, 4) OBP: 0.438, SLG: 0.630										2	1	1	2	0	0	1
33 Nick Swisher, S (1, 3) OBP: 0.469, SLG: 0.767		23 G4-6-3 1B		K		K	K			3	0	1	0	0	2	0
71 Chris McGuiness, L (6, 3) OBP: 0.207, SLG: 0.115										1	0	0	0	0	1	0
23 Michael Brantley, L (1, 7) OBP: 0.429, SLG: 0.714	G4-6-3 1-2f			G5-3		G6-3	K			3	0	0	0	0	0	1
83 Matt Carson, R (6, 7) OBP: 0.400, SLG: 0.714										1	0	0	0	0	1	0
12 Mark Reynolds, R (1, 10) OBP: 0.462, SLG: 0.750	F9			8 FC4-6 BB		8 1B 40 E 1B		P6		2	1	1	0	1	0	0
9 Ryan Raburn, R (8, PH) OBP: 0.516, SLG: 0.962										1	0	0	0	0	0	0
(8, 10)																
8 Lonnie Chisenhall, L (1, 5) OBP: 0.455, SLG: 0.714			24 FC6-4 13 2B	FC4-6 1-2f		40 E 1-2 1B		K		3	1	2	0	0	0	1
82 Luis Hernandez, S (6, 5) OBP: 0.240, SLG: 0.217										1	0	0	0	0	1	0
40 Yan Gomes, R (1, 2) OBP: 0.423, SLG: 0.652			24 FC6-4 BB		G6-3	E6 1-3 2-H		K		2	0	0	0	1	0	1
73 Brian Jeroloman, L (6, 2) OBP: 0.417, SLG: 0.333										1	0	0	0	0	1	0
11 Drew Stubbs, R (1, 9) OBP: 0.281, SLG: 0.400			K		F8	F9			P4	3	0	0	0	0	1	4
91 Tyler Holt, R (6, 9) OBP: 0.750, SLG: 1.000										1	0	0	0	0	0	0

	AB	34
	R	5
	H	8
	RBI	4
	BB	5
	SO	8
	LOB	14

Inning Stats	1	2	3	4	5	6	7	8	9
	R: 0 E: 0 K: 1 S: 5	H: 0 LOB: 0 BB: 0 P: 5	R: 0 E: 0 K: 0 S: 3	H: 1 LOB: 0 BB: 0 P: 3	R: 2 E: 0 K: 1 S: 7	H: 2 LOB: 1 BB: 1 P: 11	R: 0 E: 0 K: 1 S: 5	H: 0 LOB: 1 BB: 1 P: 9	R: 0 E: 0 K: 0 S: 4	H: 1 LOB: 2 BB: 1 P: 8
	R: 1 E: 1 K: 1 S: 8	H: 2 LOB: 2 BB: 0 P: 8	R: 2 E: 0 K: 2 S: 10	H: 1 LOB: 0 BB: 1 P: 16	R: 0 E: 0 K: 2 S: 7	H: 0 LOB: 0 BB: 0 P: 7	R: 0 E: 0 K: 0 S: 4	H: 1 LOB: 1 BB: 1 P: 8	1B: 5 2B: 2 3B: 0 HR: 1	SF: 0 SAC: 0 DP: 1 HBP: 0	WP: 1 PB: 0 SB: 0 CS: 1	PA: 39

PITCHER		IP	WLS	BF	H	R	ER	SO	BB	IBB	HBP	BLK	WP	HR	S	P	ERA	WHIP
64 André Rienzo, R ERA: 21.0	(1, 1)	3.0		12	3	2	2	2	1	0	0	0	0	0	15	19	6.00	1.333
71 Daniel Moskos, L ERA: 2.25	(4, 1)	1.0		4	0	0	0	1	1	0	0	0	0	0	5	9	0.00	1.000
48 Brian Omogrosso, R ERA:	(5, 1)	2.0	L	11	3	1	0	1	1	0	0	0	1	0	12	16	0.00	2.000
54 Deunte Heath, R ERA: 7.2	(7, 1)	1.0		5	1	2	2	2	1	0	0	0	0	1	10	16	18.00	2.000
41 David Purcey, L ERA: 3.0	(8, 1)	1.0		3	0	0	0	2	0	0	0	0	0	0	7	7	0.00	0.000

PITCHER		IP	WLS	BF	H	R	ER	SO	BB	IBB	HBP	BLK	WP	HR	S	P	ERA	WHIP
60 Jeff Gray, R ERA: 5.79	(9, 1)	1.0		4	1	0	0	0	1	0	0	0	0	0	4	8	0.00	2.000

Batter	1	2	3	4	5	6	7	8	9	AB	R	H	RBI	BB	SO	LOB
28 Dewayne Wise, L (1, 9) OBP: 0.333, SLG: 0.458 18 Blake Tekotte, L (5, PR) (6, 9) (8, 8) OBP: 0.280, SLG: 0.286	F7		22 SH2-3 / 10 1B / 2-H 3-H / 1B		22 CS / 1B			G4-3		3 1	0 0	2 0	1 0	0 0	0 0	0 0
10 Alexei Ramirez, R (1, 6) OBP: 0.435, SLG: 0.545 77 Yolmer Sánchez, S (6, 6) OBP: 0.190, SLG: 0.105	22 S / 1B		1-2 / 22 SH2-3 / 1B		F9			G3-1		3 1	0 0	2 0	0 0	0 0	0 0	1 0
22 Brent Morel, R (1, 5) OBP: 0.258, SLG: 0.433 74 Steve Tolleson, R (7, 5) OBP: 0.375, SLG: 0.385	K / 1-2		SH2-3 / 1-2 / 2-3		CS / 1-2	L3		L6		2 1	0 0	0 0	0 0	0 0	1 0	1 0
44 Adam Dunn, L (1, 10) OBP: 0.300, SLG: 0.400 25 Josh Bell, S (9, PH) OBP: 0.533, SLG: 1.154	G3		K			F7			F8	3 1	0 0	0 0	0 0	0 0	1 0	3 0
14 Paul Konerko, R (1, 3) OBP: 0.375, SLG: 0.839 12 Conor Gillaspie, L (7, 3) OBP: 0.357, SLG: 0.760		24 G5-4-3 / 1B	F9			G1-3			P5	3 1	0 0	1 0	0 0	0 0	0 0	2 0
24 Dayan Viciedo, R (1, 7) OBP: 0.379, SLG: 0.536 29 Jared Mitchell, L (7, PR) (8, 7) OBP: 0.419, SLG: 0.690		G5-4-3 / 1-2f		G5-3			2B		F9	3 1	0 0	1 0	0 0	0 0	0 0	1 0
20 Jordan Danks, L (1, 8) OBP: 0.150, SLG: 0.056 87 Jim Gallagher, L (8, 9) OBP: 0.444, SLG: 0.500		G4-3		K			K			3 0	0 0	0 0	0 0	0 0	2 0	1 0
36 Josh Phegley, R (1, 2) OBP: 0.417, SLG: 0.636 39 Bryan Anderson, L (8, 2) OBP: 0.444, SLG: 0.500			15 2B / 28 WP / 1B	F9			P4			3 0	1 0	1 0	0 0	0 0	0 0	1 0
15 Gordon Beckham, R (1, 4) OBP: 0.314, SLG: 0.471 5 Angel Sanchez, R (8, 4) OBP: 0.350, SLG: 0.421			28 WP / 28 1B / 1-3 / 2B		G5-3		P3			3 0	1 0	1 0	0 0	0 0	0 0	1 0
Inning Stats	R: 0 E: 0 K: 1 S: 6 H: 1 LOB: 1 BB: 0 P: 6	R: 0 E: 0 K: 0 S: 3 H: 1 LOB: 0 BB: 0 P: 3	R: 2 E: 0 K: 1 S: 9 H: 4 LOB: 2 BB: 0 P: 10	R: 0 E: 0 K: 1 S: 5 H: 0 LOB: 0 BB: 0 P: 5	R: 0 E: 0 K: 0 S: 4 H: 1 LOB: 1 BB: 0 P: 4	R: 0 E: 0 K: 0 S: 3 H: 0 LOB: 0 BB: 0 P: 3	R: 0 E: 0 K: 1 S: 6 H: 1 LOB: 1 BB: 0 P: 6	R: 0 E: 0 K: 0 S: 3 H: 0 LOB: 0 BB: 0 P: 3	R: 0 E: 0 K: 0 S: 3 H: 0 LOB: 0 BB: 0 P: 3	1B: 6 2B: 2 3B: 0 HR: 0	SF: 0 SAC: 1 DP: 1 HBP: 0						

PITCHER	IP	WLS	BF	H	R	ER	SO	BB	IBB	HBP	BLK	WP	HR	S	P	ERA	WHIP
30 Ubaldo Jiménez, R (1, 1) ERA: 5.54	5.0	W	20	7	2	2	3	0	0	0	0	1	0	27	28	3.60	1.400
32 Matt Albers, R (6, 1) ERA: 10.8	1.0	H	3	0	0	0	0	0	0	0	0	0	0	3	3	0.00	0.000
27 Bryan Shaw, R (7, 1) ERA: 1.8	1.0	H	4	1	0	0	1	0	0	0	0	0	0	6	6	0.00	1.000
50 Nick Hagadone, L (8, 1) ERA:	1.0	H	3	0	0	0	0	0	0	0	0	0	0	3	3	0.00	0.000
80 Jerry Gil, R (9, 1) ERA: 3.38	1.0	S	3	0	0	0	0	0	0	0	0	0	0	3	3	0.00	0.000

PITCHER	IP	WLS	BF	H	R	ER	SO	BB	IBB	HBP	BLK	WP	HR	S	P	ERA	WHIP

BOTTOM

Cleveland Indians @ Chicago White Sox

Camelback Ranch, Glendale, AZ

Wed Mar 13 2013, 4:06 PM - 6:45 PM EDT

Att. 5,303 - Sunny - 86 F

livebaseballscorecards.com

AB	32
R	2
H	8
RBI	1
BB	0
SO	4
LOB	11

WP: 1 PB: 0 SB: 1 CS: 1 PA: 34

Batter	1	2	3	4	5	6	7	8	9	AB	R	H	RBI	BB	SO	LOB
4 Alex Gordon, L (1, 7) OBP: 0.526, SLG: 0.794	B X 1-0 F9 ①		H 1-0 8 S 16 E HBP	X 0-0 G6-3 ② 2-3		X 0-0 G4-3 ③		X 0-0 L9 ②		3	0	0	0	0	0	2
1 Jarrod Dyson, L (6, 7) OBP: 0.371, SLG: 0.355										1	0	0	0	0	0	1
23 Elliot Johnson, S (1, 6) OBP: 0.333, SLG: 0.444	X 0-0 G4-3 ②		S S S 0-3 K ①	S S S 0-3 K ③			X 0-0 F7 ① S S S	X 0-3 K ③		3	0	0	0	0	2	2
69 Anthony Seratelli, S (6, 6) OBP: 0.458, SLG: 0.444										2	0	0	0	0	1	1
16 Billy Butler, R (1, 3) OBP: 0.395, SLG: 0.462	B B B B 4-0 BB		X 0-0 FC5 13 FC6-4 1-2		X 0-0 G1-3 ①		S S S 0-3 K ②		X 0-0 L7 ①	2	0	0	0	1	0	1
63 Max Ramirez, R (6, 3) OBP: 0.424, SLG: 0.667										2	0	0	0	0	1	0
8 Mike Moustakas, L (1, 5) OBP: 0.444, SLG: 0.667	X 0-0 F9 ③		B X 1-0 F7 ② 2-3		X 0-0 13 1B 2B		X 0-0 1B		X 0-0 F8 ②	3	0	1	0	0	0	3
70 Brandon Wood, R (6, 5) OBP: 0.292, SLG: 0.609										2	0	1	0	0	0	0
13 Salvador Perez, R (1, 2) OBP: 0.433, SLG: 0.517		X 0-0 6 FC3-6 66 1B 2B	X 0-0 FC6-4 ③ 1-2f		X 0-0 21 G6-4-3 2-3 1B		S S S 0-3 K ③		X 0-0 G1-3 ③	3	1	2	0	0	0	2
12 Brett Hayes, R (6, 2) OBP: 0.375, SLG: 0.619										2	0	0	0	0	1	1
21 Jeff Francoeur, R (1, 9) OBP: 0.302, SLG: 0.500		H 1-0 6 FC3-6 HBP	C C C 0-3 K ①	X 0-0 G6-4-3 ② ③ 1-2f				X 0-0 P6 ①		2	0	0	0	0	1	2
37 Willy Taveras, R (6, 9) OBP: 0.480, SLG: 0.625										1	0	0	0	0	0	0
6 Lorenzo Cain, R (1, 8) OBP: 0.548, SLG: 0.600		X 0-0 FC3-6 ① 66 1B 1-2f 2-3	X 0-0 66 2B 9 2B 1B		X 0-0 66 S 1B			X 0-0 66 2B 2B		3	1	2	0	0	0	2
7 David Lough, L (6, 8) OBP: 0.552, SLG: 0.786										1	1	1	0	0	0	0
66 Adam Moore, R (1, 10) OBP: 0.350, SLG: 0.850		X 0-0 9 G6-4-3 1-2 3-H 1B	X 0-0 9 2B 1-3 2B		B X 1-0 G6-3 ① 1-2			X 0-0 17 2B 2-H 2B		4	2	3	2	0	0	1
9 Johnny Giavotella, R (1, 4) OBP: 0.323, SLG: 0.367		X 0-0 G6-4-3 ② ③ 1-2f	X 0-0 4 G6-3 2-H 3-H 2B		C C C 0-3 K ②			X 0-0 2-H 2B		3	0	1	2	0	1	3
17 Chris Getz, L (6, 4) OBP: 0.333, SLG: 0.483										1	0	1	1	0	0	0
Inning Stats	R: 0 E: 0 K: 0 S: 3 H: 0 LOB: 1 BB: 1 P: 8	R: 1 E: 0 K: 0 S: 4 H: 2 LOB: 1 BB: 0 P: 5	R: 0 E: 1 K: 1 S: 6 H: 0 LOB: 2 BB: 0 P: 8	R: 2 E: 0 K: 2 S: 10 H: 3 LOB: 1 BB: 0 P: 10	R: 0 E: 0 K: 0 S: 4 H: 2 LOB: 1 BB: 0 P: 4	R: 0 E: 0 K: 1 S: 6 H: 1 LOB: 1 BB: 0 P: 7	R: 0 E: 0 K: 2 S: 8 H: 1 LOB: 1 BB: 0 P: 8	R: 2 E: 0 K: 1 S: 8 H: 3 LOB: 1 BB: 0 P: 8	R: 0 E: 0 K: 0 S: 3 H: 0 LOB: 0 BB: 0 P: 3	1B: 5 2B: 7 3B: 0 HR: 0 SF: 0 SAC: 0 DP: 2 HBP: 2						

TOP

Kansas City Royals @ Cleveland Indians

Goodyear Ballpark, Goodyear, AZ

Thu Mar 14 2013, 4:07 PM - 6:55 PM EDT

Att. 3,684 - Sunny - 88 F

livebaseballscorecards.com

AB	38
R	5
H	12
RBI	5
BB	1
SO	7
LOB	21

PITCHER		IP	WLS	BF	H	R	ER	SO	BB	IBB	HBP	BLK	WP	HR	S	P	ERA	WHIP
34 Zach McAllister, R ERA: 5.02	(1, 1)	3.1	L	18	5	3	3	2	1	0	2	0	0	0	19	27	8.10	1.800
78 Matt Langwell, R ERA: 1.86	(4, 1)	1.2		6	2	0	0	1	0	0	0	0	0	0	8	8	0.00	1.200
47 Trevor Bauer, R ERA: 3.27	(6, 1)	4.0		17	5	2	2	4	0	0	0	0	0	0	25	26	4.50	1.250

PITCHER	IP	WLS	BF	H	R	ER	SO	BB	IBB	HBP	BLK	WP	HR	S	P	ERA	WHIP

Batter	1	2	3	4	5	6	7	8	9	AB	R	H	RBI	BB	SO	LOB
1 Ezequiel Carrera, L (1, 9) OBP: 0.303, SLG: 0.310 83 Matt Carson, R (6, 9) OBP: 0.423, SLG: 0.864	x 0-0 22 G4-6-3 1B		x 0-0 ① G4-3		S S S 0-3 ② K			B x 1-0 HR		3 0 1 0 0 1 0 1 1 1 1 0 0 0						
13 Asdrúbal Cabrera, S (1, 6) OBP: 0.381, SLG: 0.526 84 Francisco Lindor, S (6, 6) OBP: 0.333, SLG: 0.273	x 0-0 ① F9		x 0-0 ② F9		x 0-0 ③ G6-3			x 0-0 ① G6-3		3 0 0 0 0 0 1 1 0 0 0 0 0 0						
22 Jason Kipnis, L (1, 4) OBP: 0.216, SLG: 0.294 95 Tony Wolters, L (7, 4)	x 0-0 ②③ G4-6-3 1-2f		x 0-0 ③ G4-3			x 0-0 ① G4-3		B B B B 4-0 46 WP BB		3 0 0 0 0 0 1 0 0 0 0 1 0 0						
8 Lonnie Chisenhall, L (1, 5) OBP: 0.472, SLG: 0.839 82 Luis Hernandez, S (7, 5) OBP: 0.231, SLG: 0.208		C B x 1-1 HR		x 0-0 25 G1-3 68 2B 2B		x 0-0 ② L5		x 0-0 ② P5		3 2 2 1 0 0 0 1 0 0 0 0 0 1						
25 Jason Giambi, L (1, 10) OBP: 0.333, SLG: 0.348 46 Cord Phelps, S (8, PH) OBP: 0.424, SLG: 0.607 (9, 10)		x 0-0 68 G1-3 2B		x 0-0 ① G1-3 2-3		x 0-0 ③ L3		B x 1-0 ③ F7 1-2		3 0 1 0 0 0 1 1 0 0 0 0 0 1						
9 Ryan Raburn, R (1, 7) OBP: 0.559, SLG: 1.000 88 Tyler Naquin, L (7, PR) (8, 8)		B B B B 4-0 68 G1-3 BB		B B B B 4-0 68 2B 62 2-5 BB			x 0-0 91 G3 2B		x 0-0 ① G4-3	1 0 1 0 2 0 0 1 0 0 0 0 0 0						
91 Adam Abraham, R (1, 3) 40 Yan Gomes, R (9, PH) OBP: 0.407, SLG: 0.625	S S S 0-3 ① K		C C C 0-3 ② K				x 0-0 ① G3 2-3		x 0-0 ② F7	3 0 0 0 0 2 5 1 0 0 0 0 0 0						
68 Omir Santos, R (1, 2) OBP: 0.286, SLG: 0.462 73 Brian Jeroloman, L (8, 2) OBP: 0.385, SLG: 0.300	x 0-0 ② G1-3 1-2 2-3		x 0-0 1-3 3-H 2B				x 0-0 ② G5-3		x 0-0 ③ F7	3 0 1 1 0 0 4 1 0 0 0 0 0 0						
62 Cedric Hunter, L (1, 8) OBP: 0.303, SLG: 0.286 90 Carlos Moncrief, L (8, 7) OBP: 0.250, SLG: 0.500	x 0-0 ③ F7		D 1-0 ③ 2-5 3-H		x 0-0 ① P6		x 0-0 ③ L9			3 0 0 0 0 0 4 0 0 0 0 0 0 0						
Inning Stats	R: 0 H: 1 E: 0 LOB: 0 K: 0 BB: 0 S: 3 P: 3	R: 1 H: 2 E: 0 LOB: 2 K: 1 BB: 1 S: 8 P: 13	R: 0 H: 0 E: 0 LOB: 0 K: 0 BB: 0 S: 3 P: 3	R: 1 H: 2 E: 0 LOB: 2 K: 1 BB: 1 S: 6 P: 11	R: 0 H: 0 E: 0 LOB: 0 K: 1 BB: 0 S: 5 P: 5	R: 0 H: 0 E: 0 LOB: 0 K: 0 BB: 0 S: 3 P: 3	R: 0 H: 1 E: 0 LOB: 2 K: 0 BB: 0 S: 4 P: 4	R: 1 H: 1 E: 0 LOB: 1 K: 0 BB: 1 S: 4 P: 10	R: 0 H: 0 E: 0 LOB: 0 K: 0 BB: 0 S: 3 P: 3	1B: 1 SF: 0 2B: 4 SAC: 0 3B: 0 DP: 1 HR: 2 HBP: 0						

PITCHER		IP	WLS	BF	H	R	ER	SO	BB	IBB	HBP	BLK	WP	HR	S	P	ERA	WHIP
11 Jeremy Guthrie, R ERA: 6.0	(1, 1)	4.0	W	18	5	2	2	2	2	0	0	0	0	1	20	30	4.50	1.750
67 Francisley Bueno, L ERA: 3.24	(5, 1)	2.0	H	6	0	0	0	1	0	0	0	0	0	0	8	8	0.00	0.000
27 Juan Gutierrez, R ERA: 5.14	(7, 1)	1.0	H	4	1	0	0	0	0	0	0	0	0	0	4	4	0.00	1.000
56 Greg Holland, R ERA: 3.6	(8, 1)	1.0	H	5	1	1	1	0	1	0	0	0	1	1	4	10	9.00	2.000
75 Michael Mariot, R ERA: 4.5	(9, 1)	1.0	S	3	0	0	0	0	0	0	0	0	0	0	3	3	0.00	0.000

PITCHER	IP	WLS	BF	H	R	ER	SO	BB	IBB	HBP	BLK	WP	HR	S	P	ERA	WHIP

BOTTOM

Kansas City Royals @ Cleveland Indians

Goodyear Ballpark, Goodyear, AZ

Thu Mar 14 2013, 4:07 PM - 6:55 PM EDT

Att. 3,684 - Sunny - 88 F

livebaseballscorecards.com

AB	32
R	3
H	7
RBI	3
BB	3
SO	3
LOB	18

Batter	1	2	3	4	5	6	7	8	9	AB	R	H	RBI	BB	SO	LOB
24 Michael Bourn, L (1, 8) OBP: 0.306, SLG: 0.333 86 Justin Toole, R (8, 7)	0-0 23 1B; 33 1B; 1B	0-3 K			0-0 B3			4-0 11 FC6-4; BB	0-0 L4	3 1	1 0	1 0	0 0	1 0	1 0	1 2
11 Drew Stubbs, R (1, 9) OBP: 0.250, SLG: 0.353 71 Chris McGuiness, L (8, 9) OBP: 0.207, SLG: 0.115	0-0 F9		0-0 G6-3		0-0 P3			0-0 FC6-4; 74 CS; 23 S; 1-2f		4 0	0 0	0 0	0 0	0 0	0 0	2 0
23 Michael Brantley, L (1, 7) OBP: 0.500, SLG: 0.688 92 Marcus Bradley, L (8, PR) (8, 8)	0-0 33 1B; 12 G6-3; 1-2; 1B		1-0 33 1B; HBP		0-0 G6-3			4-1 74 CS; 1-2; BB		2 0	1 0	1 0	0 0	1 0	0 0	0 0
33 Nick Swisher, S (1, 3) OBP: 0.486, SLG: 0.758 74 Jesús Aguilar, R (6, 3) OBP: 0.417, SLG: 0.444	0-0 12 G6-3; 1-3; 2-H; 1B		0-0 12 G5-4-3; 1-2; 1B			0-0 F8		0-1 G6-3; 1-2; 2-3		3 1	0 0	2 0	1 0	0 0	0 0	0 2
12 Mark Reynolds, R (1, 10) OBP: 0.433, SLG: 0.786	0-0 G6-3; 1-2; 3-H		0-0 G5-4-3; 1-2f			0-0 P6			2-0 HR	4	1	1	2	0	0	3
46 Cord Phelps, S (1, 4) OBP: 0.389, SLG: 0.548 89 Matt Antonelli, R (6, 4) OBP: 0.500, SLG: 0.500	0-3 K			0-0 L5		0-3 K			0-3 K	3 1	0 0	0 0	0 0	0 0	2 1	1 0
9 Ryan Raburn, R (1, 5) OBP: 0.514, SLG: 0.900 88 Kyle Bellows, R (7, 5)		0-0 F8		0-0 G6-3			0-0 G5-3		0-3 K	3 1	0 0	0 0	0 0	0 0	0 1	0 0
40 Yan Gomes, R (1, 2) OBP: 0.448, SLG: 0.692 73 Brian Jeroloman, L (4, PR) OBP: 0.357, SLG: 0.273 (4, 2) 83 Matt Carson, R (9, PH) OBP: 0.444, SLG: 0.864		0-0 1B		0-0 66 1B; 2B			0-3 K		4-0 82 S; BB	2 1 0	0 0 0	2 0 0	0 0 0	0 1 0	0 0 0	0 0 0
66 Juan Diaz, L (1, 6) OBP: 0.333, SLG: 0.519 82 Luis Hernandez, S (7, 6) OBP: 0.259, SLG: 0.208		0-0 L7		0-0 2-H; 1B			0-0 F7		4-1 1-2; BB	3 0	0 0	1 0	0 0	0 1	0 0	1 0
Inning Stats	R: 2 E: 0 K: 1 S: 8 H: 3 LOB: 1 BB: 0 P: 8	R: 0 E: 0 K: 1 S: 6 H: 1 LOB: 1 BB: 0 P: 6	R: 0 E: 0 K: 0 S: 3 H: 1 LOB: 1 BB: 0 P: 4	R: 0 E: 0 K: 0 S: 4 H: 2 LOB: 2 BB: 0 P: 4	R: 0 E: 0 K: 0 S: 3 H: 0 LOB: 0 BB: 0 P: 3	R: 0 E: 0 K: 1 S: 5 H: 0 LOB: 0 BB: 0 P: 5	R: 0 E: 0 K: 1 S: 5 H: 0 LOB: 0 BB: 0 P: 5	R: 0 E: 0 K: 0 S: 4 H: 0 LOB: 2 BB: 2 P: 12	R: 1 E: 0 K: 2 S: 9 H: 1 LOB: 2 BB: 2 P: 19	1B: 6 2B: 1 3B: 0 HR: 1	SF: 0 SAC: 0 DP: 1 HBP: 1						

PITCHER		IP	WLS	BF	H	R	ER	SO	BB	IBB	HBP	BLK	WP	HR	S	P	ERA	WHIP
38 Chris Narveson, L ERA: 5.4	(1, 1)	4.0	W	18	7	2	2	2	0	0	1	0	0	0	21	22	4.50	1.750
32 Tom Gorzelanny, L ERA: 2.25	(5, 1)	1.0	H	3	0	0	0	0	0	0	0	0	0	0	3	3	0.00	0.000
76 Alfredo Figaro, R ERA: 1.86	(6, 1)	2.0	H	6	0	0	0	2	0	0	0	0	0	0	10	10	0.00	0.000
54 Josh Stinson, R ERA: 1.13	(8, 1)	1.0	H	4	0	0	0	0	2	0	0	0	0	0	4	12	0.00	2.000
74 Michael Olmsted, R ERA: 2.35	(9, 1)	1.0	S	6	1	1	1	2	2	0	0	0	0	1	9	19	9.00	3.000

PITCHER	IP	WLS	BF	H	R	ER	SO	BB	IBB	HBP	BLK	WP	HR	S	P	ERA	WHIP

TOP

Cleveland Indians @ Milwaukee Brewers

Maryvale Baseball Park, Phoenix, AZ

Fri Mar 15 2013, 4:06 PM - 6:57 PM EDT

Att. 5,665 - Sunny - 79 F

livebaseballscorecards.com

AB	32
R	3
H	8
RBI	3
BB	4
SO	6
LOB	12

Batter	1	2	3	4	5	6	7	8	9	AB	R	H	RBI	BB	SO	LOB
7 Norichika Aoki, L (1, 9)	BBBB 4-0 23 1B BB		x 0-0 ① 2B	x 0-0 ③ G4-3			SSS 0-3 ① K			2	0	1	0	1	0	2
21 Donnie Murphy, R (7, 6)										1	0	0	0	0	1	0
27 Carlos Gómez, R (1, 8)	SSS 0-3 ① K		x 0-0 23 CS 1B		SSS 0-3 ① K		x 0-0 ② G4-3			3	0	1	0	0	2	1
28 Rene Tosoni, L (7, 8)										1	0	0	0	0	0	0
23 Rickie Weeks Jr., R (1, 4)	x 0-0 16 G6-4-3 1-3 1B		1 SAFE SSS 0-3 ②③ K 1-2		x 0-0 ② G6-3		SSS 0-3 ③ K			3	0	1	0	0	1	1
76 Alfredo Figaro, R (6, 1)										0	0	0	0	0	0	0
18 Khris Davis, R (7, PH)										1	0	0	0	0	1	0
54 Josh Stinson, R (8, 1)										0	0	0	0	0	0	0
74 Michael Olmsted, R (9, 1)										0	0	0	0	0	0	0
16 Aramis Ramirez, R (1, 5)	x 0-0 ②③ G6-4-3 1-2f			x 0-0 11 2B 9 G6-3 1B	x 0-0 ③ P4			x 0-0 70 BB 72 1B 1B		2	0	1	0	0	0	2
2 Bobby Crosby, R (4, PR)										2	1	1	0	0	0	0
(5, 5)																
11 Alex Gonzalez, R (1, 3)		x 0-0 ① F7	x 0-0 9 G6-3 1-3 50 1B 2B			x 0-0 9 G4-3 22 G4-3 1B		x 0-0 ① F7		3	1	2	0	0	0	0
15 Caleb Gindl, L (6, PR)										1	0	0	0	0	0	1
(7, 9)																
22 Logan Schafer, L (1, 7)	BBBB 4-0 9 3B BB		x 0-0 ① P6			x 0-0 ① G4-3 1-2		x 0-0 70 BB 1-2 1B		2	1	0	0	1	0	4
72 Dayton Buller, R (8, 2)										1	0	1	0	0	0	0
9 Jean Segura, R (1, 6)	x 0-0 50 SH1-3 1-H 3B		x 0-0 ② G6-3 2-3 3-H			x 0-0 ② G4-3 2-3		CCC 0-3 ② K		3	1	1	2	0	0	4
62 Sean Halton, R (7, 3)										1	0	0	0	0	1	2
(8, 7)																
50 Blake Lalli, L (1, 2)	x 0-0 ② SH1-3 3-H		x 0-0 38 BB 3-H 1B			BBBB 4-0 1-2 BB		BBBB 4-0 1-2 2-3 BB		1	0	1	2	1	0	0
70 Nick Shaw, L (8, 4)										0	0	0	0	1	0	0
38 Chris Narveson, L (1, 1)	x 0-0 ③ G6-3			BBBB 4-0 1-2 BB		CCC 0-3 ③ K		x 0-0 ③ P6		1	0	0	0	1	0	0
32 Tom Gorzelanny, R (5, 1)										0	0	0	0	0	0	0
5 Taylor Green, L (6, 4)										2	0	0	0	0	1	5
(8, 3)																
Inning Stats	R: 0 E: 0 K: 1 S: 5 H: 1 LOB: 1 BB: 1 P: 9	R: 2 E: 0 K: 0 S: 4 H: 1 LOB: 0 BB: 1 P: 8	R: 0 E: 0 K: 1 S: 5 H: 2 LOB: 0 BB: 0 P: 5	R: 2 E: 0 K: 0 S: 6 H: 3 LOB: 2 BB: 1 P: 10	R: 0 E: 0 K: 1 S: 5 H: 0 LOB: 0 BB: 0 P: 5	R: 0 E: 0 K: 1 S: 6 H: 1 LOB: 2 BB: 1 P: 10	R: 0 E: 0 K: 2 S: 7 H: 0 LOB: 0 BB: 0 P: 7	R: 0 E: 0 K: 1 S: 7 H: 2 LOB: 3 BB: 1 P: 11		1B: 7 2B: 2 3B: 1 HR: 0	SF: 0 SAC: 1 DP: 1 HBP: 0						

PITCHER		IP	WLS	BF	H	R	ER	SO	BB	IBB	HBP	BLK	WP	HR	S	P	ERA	WHIP
39 Brett Myers, R	(1, 1)	4.0	L	19	7	4	4	2	3	0	0	0	0	0	20	32	9.00	2.500
ERA: 7.11																		
80 Jerry Gil, R	(5, 1)	1.0		3	0	0	0	1	0	0	0	0	0	0	5	5	0.00	0.000
ERA: 2.84																		
38 Joe Smith, R	(6, 1)	1.0		5	1	0	0	1	1	0	0	0	0	0	6	10	0.00	2.000
ERA: 6.0																		
51 Scott Barnes, L	(7, 1)	1.0		3	0	0	0	2	0	0	0	0	0	0	7	7	0.00	0.000
ERA: 3.38																		
31 David Huff, L	(8, 1)	1.0		6	2	0	0	1	1	0	0	0	0	0	7	11	0.00	3.000
ERA: 4.91																		

PITCHER	IP	WLS	BF	H	R	ER	SO	BB	IBB	HBP	BLK	WP	HR	S	P	ERA	WHIP

BOTTOM

Cleveland Indians @ Milwaukee Brewers

Maryvale Baseball Park, Phoenix, AZ

Fri Mar 15 2013, 4:06 PM - 6:57 PM EDT

Att. 5,665 - Sunny - 79 F

livebaseballscorecards.com

AB	30
R	4
H	10
RBI	4
BB	5
SO	7
LOB	22

PA: 36

WP: 0 PB: 0 SB: 0 CS: 1

Batter	1	2	3	4	5	6	7	8	9	AB	R	H	RBI	BB	SO	LOB
7 Grégor Blanco, L (1, 7) OBP: 0.250, SLG: 0.324	F8		K			K		K		4	0	0	0	0	3	1
Nick Noonan, L (1, 4) OBP: 0.220, SLG: 0.308	F8		F7			13 1B BB 1-2		L7		3	0	0	0	1	0	0
13 Joaquin Arias, R (1, 6) OBP: 0.219, SLG: 0.323	G5-3			L9		1B 1-2 2-3		G5-3		4	0	1	0	0	0	0
Roger Kieschnick, L (1, 9) OBP: 0.242, SLG: 0.313		22 G6-3 85 1B 2B		K		K			22 3B 2B	4	2	2	0	0	2	3
22 Brock Bond, S (1, 10) OBP: 0.381, SLG: 0.810		G6-3 2-3		G3		G6-3			85 SF8 3B 2-H	4	1	1	1	0	0	4
Juan Carlos Perez, R (1, 8) OBP: 0.200, SLG: 0.310 81 Ryan Lollis, L (8, 8)		K	K		K		K		K	3 1	0 0	0 0	0 0	0 0	3 1	1 1
85 Ricky Oropesa, L (1, 3) OBP: 0.350, SLG: 0.471		1B 3-H	K			BB			SF8 3-H	2	0	1	2	1	1	0
37 Wilson Valdez, R (1, 5) OBP: 0.333, SLG: 0.269 80 Chris Dominguez, R (6, 5) OBP: 0.500, SLG: 1.000		G1-3			G1-4-3		K		2B	2 2	0 0	0 1	0 0	0 0	0 1	1 1
62 Jackson Williams, R (1, 2) OBP: 0.261, SLG: 0.238			F8			13 1B BB 1B	F9		K	4	0	1	0	0	1	2
Inning Stats	R: 0 E: 0 K: 0 S: 3 H: 0 LOB: 0 BB: 0 P: 3	R: 1 E: 0 K: 1 S: 7 H: 2 LOB: 1 BB: 0 P: 7	R: 0 E: 0 K: 1 S: 5 H: 0 LOB: 0 BB: 0 P: 5	R: 0 E: 0 K: 1 S: 5 H: 0 LOB: 0 BB: 0 P: 5	R: 0 E: 0 K: 2 S: 7 H: 0 LOB: 0 BB: 0 P: 7	R: 0 E: 0 K: 2 S: 9 H: 2 LOB: 3 BB: 1 P: 13	R: 0 E: 0 K: 2 S: 7 H: 0 LOB: 1 BB: 1 P: 11	R: 0 E: 0 K: 1 S: 5 H: 0 LOB: 0 BB: 0 P: 5	R: 2 E: 0 K: 2 S: 10 H: 3 LOB: 1 BB: 0 P: 10	1B: 3 2B: 3 3B: 1 HR: 0	SF: 1 SAC: 0 DP: 0 HBP: 0						

TOP

San Francisco Giants @ Cleveland Indians

Goodyear Ballpark, Goodyear, AZ

Sat Mar 16 2013, 10:06 PM - 12:36 AM EDT

Att. 11,023 - Clear - 82 F

livebaseballscorecards.com

AB	33
R	3
H	7
RBI	3
BB	2
SO	12
LOB	14

WP: 0 PB: 0 SB: 0 CS: 0 PA: 36

PITCHER		IP	WLS	BF	H	R	ER	SO	BB	IBB	HBP	BLK	WP	HR	S	P	ERA	WHIP
59 Carlos Carrasco, R ERA: 5.54	(1, 1)	5.0		17	2	1	1	5	0	0	0	0	0	0	27	27	1.80	0.400
50 Nick Hagadone, L ERA:	(6, 1)	1.0	H	6	2	0	0	2	1	0	0	0	0	0	9	13	0.00	3.000
53 Rich Hill, L ERA:	(7, 1)	1.0	H	4	0	0	0	2	1	0	0	0	0	0	7	11	0.00	1.000
32 Matt Albers, R ERA: 10.5	(8, 1)	1.0	H	4	1	1	1	1	0	0	0	0	0	0	6	6	9.00	1.000
58 Joe Martinez, R ERA: 7.71	(9, 1)	1.0	W	5	2	1	1	2	0	0	0	0	0	0	9	9	9.00	2.000

PITCHER	IP	WLS	BF	H	R	ER	SO	BB	IBB	HBP	BLK	WP	HR	S	P	ERA	WHIP

BOTTOM

San Francisco Giants @ Cleveland Indians

Goodyear Ballpark, Goodyear, AZ

Sat Mar 16 2013, 10:06 PM - 12:36 AM EDT

Att. 11,023 - Clear - 82 F

livebaseballscorecards.com

Batter	1	2	3	4	5	6	7	8	9	AB	R	H	RBI	BB	SO	LOB
22 Jason Kipnis, L (1, 4) OBP: 0.200, SLG: 0.270	F8		G6-3		CS 1-2	F7	G3-1			3	0	0	0	0	0	0
46 Cord Phelps, S (7, 4) OBP: 0.378, SLG: 0.531										1	0	0	0	0	0	2
13 Asdrúbal Cabrera, S (1, 6) OBP: 0.375, SLG: 0.636	HR			P4		K		G6-3		3	1	1	1	0	1	0
82 Luis Hernandez, S (7, 6) OBP: 0.250, SLG: 0.200										1	0	0	0	0	0	0
8 Lonnie Chisenhall, L (1, 5)	G4-3			F7		12 HBP 1B		K		3	0	1	0	0	0	0
62 Cedric Hunter, L (7, 7) OBP: 0.294, SLG: 0.276										1	0	0	0	0	1	0
(8, 8)																
12 Mark Reynolds, R (1, 3) OBP: 0.424, SLG: 0.733	G5-3			F9		1-2 HBP		K		2	0	0	0	0	0	0
71 Chris McGuiness, L (6, PR) OBP: 0.200, SLG: 0.111										1	0	0	0	0	1	0
(7, 3)																
25 Jason Giambi, L (1, 10) OBP: 0.333, SLG: 0.462		G1-3			HR	F7			G6-3	3	1	1	1	0	0	2
66 Juan Diaz, L (9, PH) OBP: 0.323, SLG: 0.500										1	0	0	0	0	0	0
9 Ryan Raburn, R (1, 7) OBP: 0.500, SLG: 0.844		83 L6-3 BB			G6-3				F9	2	0	0	0	1	1	0
(7, 5)																
89 Ryan Rohlinger, R (9, 5) OBP: 0.333, SLG: 0.111										1	0	0	0	0	0	0
83 Matt Carson, R (1, 8) OBP: 0.433, SLG: 0.792		L6-3 1-1			6 FC6-4 BB		G5-3		68 1B 88 3B BB	2	0	0	0	1	0	1
85 Quincy Latimore, R (8, 7)										0	1	0	0	1	0	0
6 Lou Marson, R (1, 2) OBP: 0.458, SLG: 0.188			K		FC6-4 1 1B 1-2f		1 2B 1B		88 3B 1-3 1B	2	0	0	0	0	1	1
68 Omir Santos, R (6, 2) OBP: 0.375, SLG: 0.533										2	1	2	0	0	0	0
1 Ezequiel Carrera, L (1, 9) OBP: 0.333, SLG: 0.375			G1-3		22 CS 1-3 1B		1-3 2B		1-H 3-H 3B	3	0	2	0	0	0	0
88 Delvi Cid, R (8, 9) OBP: 1.000, SLG: 3.000										1	0	1	2	0	0	0

Inning Stats	1	2	3	4	5	6	7	8	9
	R: 1 H: 1 E: 0 LOB: 0 K: 0 BB: 0 S: 5 P: 7	R: 0 H: 0 E: 0 LOB: 0 K: 0 BB: 1 S: 2 P: 6	R: 0 H: 0 E: 0 LOB: 0 K: 1 BB: 0 S: 5 P: 5	R: 0 H: 0 E: 0 LOB: 0 K: 0 BB: 0 S: 3 P: 3	R: 1 H: 2 E: 0 LOB: 1 K: 0 BB: 1 S: 6 P: 13	R: 0 H: 1 E: 0 LOB: 2 K: 1 BB: 0 S: 6 P: 7	R: 0 H: 2 E: 0 LOB: 2 K: 1 BB: 0 S: 7 P: 7	R: 0 H: 0 E: 0 LOB: 0 K: 2 BB: 0 S: 7 P: 7	R: 2 H: 2 E: 0 LOB: 1 K: 0 BB: 1 S: 4 P: 8

1B: 4	SF: 0	
2B: 2	SAC: 0	
3B: 1	DP: 1	
HR: 2	HBP: 1	
WP: 0		PA: 37
PB: 0		
SB: 0		
CS: 1		

AB	32
R	4
H	8
RBI	4
BB	3
SO	5
LOB	6

PITCHER		IP	WLS	BF	H	R	ER	SO	BB	IBB	HBP	BLK	WP	HR	S	P	ERA	WHIP
83 Chris Heston, R ERA: 8.1	(1, 1)	4.0		13	1	1	1	1	1	0	0	0	0	1	15	21	2.25	0.500
Jake Dunning, R ERA: 2.35	(5, 1)	1.0		5	2	1	1	0	1	0	0	0	0	1	6	13	9.00	3.000
45 Dan Runzler, L ERA: 1.29	(6, 1)	1.0		5	1	0	0	1	0	0	1	0	0	0	6	7	0.00	1.000
Dan Otero, R ERA: 3.0	(7, 1)	1.0		5	2	0	0	1	0	0	0	0	0	0	7	7	0.00	2.000
63 Jean Machi, R ERA: 2.57	(8, 1)	1.0		3	0	0	0	2	0	0	0	0	0	0	7	7	0.00	0.000

PITCHER		IP	WLS	BF	H	R	ER	SO	BB	IBB	HBP	BLK	WP	HR	S	P	ERA	WHIP
77 Mitch Lively, R ERA: 5.4	(9, 1)	0.2	L	5	2	2	2	0	1	0	0	0	0	0	4	8	27.00	4.500

Cleveland Indians @ Cincinnati Reds

Goodyear Ballpark, Goodyear, AZ

Sun Mar 17 2013, 4:05 PM - 6:55 PM EDT

Att. 6,162 - Sunny - 81 F

TOP

livebaseballscorecards.com

Batter	1	2	3	4	5	6	7	8	9	AB	R	H	RBI	BB	SO	LOB
24 Michael Bourn, L (1, 8) OBP: 0.282, SLG: 0.306	B, X 1-0 B1-3 ①		X 0-0 G4-6-3 ①② 1-2f 2-3		X 0-0 F7 ①		C, C, C 0-3 K ①		X 0-0 E5 ① 90 HR	3	0	0	0	0	0	2
88 Tyler Naquin, L (5, 8)										2	1	0	0	0	1	0
11 Drew Stubbs, R (1, 9) OBP: 0.256, SLG: 0.351	X 0-0 G1-3 ②		X 0-0 3-H 1B		S, S, S 0-3 K ②		S, S, S 0-3 K ②		B, X 1-0 1-H HR	3	0	1	1	0	1	0
90 Carlos Moncrief, L (5, 9) OBP: 0.333, SLG: 1.000										2	1	1	2	0	1	0
23 Michael Brantley, L (1, 7) OBP: 0.429, SLG: 0.579	X 0-0 G4-3 ③		X 0-0 F8 ③		X 0-0 G3 ③		X 0-0 1B		X 0-0 G4-3 ①	3	0	0	0	0	0	1
62 Cedric Hunter, L (5, 7) OBP: 0.306, SLG: 0.290										2	0	1	0	0	0	0
46 Cord Phelps, S (1, 5) OBP: 0.405, SLG: 0.556		X 0-0 G5-3 ①		X 0-0 83 1B 71 2B 2B		B, B, B 4-0 83 CS BB	X 0-0 L8 ③		X 0-0 1B	4	1	2	0	1	0	1
84 Matt Lawson, R (9, PR)										0	0	0	0	0	0	0
(9, 5)																
83 Matt Carson, R (1, 10) OBP: 0.457, SLG: 0.750		X 0-0 1B		X 0-0 71 2B 66 G3 2-3 1B		B, B, B, B 4-0 ① 71 1B 66 SF9 1-2 BB		X 0-0 F9 ①	X 0-0 F9 ②	4	2	2	0	1	0	1
71 Chris McGuiness, L (1, 3) OBP: 0.229, SLG: 0.188		S, S, S 0-3 K ②		X 0-0 66 G3 1-3 3-H 2B		X 0-0 73 E 82 1B 1-3 1B		X 0-0 E3 84 FC5-4	X 0-0 F8 ③	5	0	2	1	0	1	2
66 Juan Diaz, L (1, 6) OBP: 0.294, SLG: 0.467		X 0-0 F7 ③		X 0-0 G3 ① 2-3 3-H		X 0-0 SF9 ② 3-H		X 0-0 FC5-4 ② 1-2f		2	0	0	2	0	0	2
84 Francisco Lindor, S (6, 6) OBP: 0.308, SLG: 0.250										1	0	0	0	0	0	1
82 Luis Hernandez, S (1, 4) OBP: 0.290, SLG: 0.250			X 0-0 24 G4-6-3 73 E 11 1B 1B	C, C, C 0-3 K ②		X 0-0 73 E 1-2 1B		X 0-0 G4-3 ③		3	1	2	0	0	1	1
95 Tony Wolters, L (6, PR)										1	0	0	0	0	0	1
(6, 4)																
73 Brian Jeroloman, L (1, 2) OBP: 0.294, SLG: 0.214			X 0-0 FC3 24 G4-6-3 1-2	X 0-0 G4-3 ③		B, 2 SAFE, X 1-0 G3-1 ③ 1-2 2-3			B, B, C, X 2-1 HR	3	0	0	0	0	0	4
68 Omir Santos, R (6, 2) OBP: 0.412, SLG: 0.750										1	1	1	1	0	0	0
Inning Stats	R: 0 E: 0 K: 0 S: 3 H: 0 LOB: 0 BB: 0 P: 4	R: 0 E: 0 K: 1 S: 6 H: 1 LOB: 1 BB: 0 P: 6	R: 1 E: 1 K: 0 S: 5 H: 2 LOB: 1 BB: 0 P: 5	R: 2 E: 0 K: 1 S: 8 H: 3 LOB: 1 BB: 0 P: 8	R: 0 E: 0 K: 1 S: 5 H: 0 LOB: 0 BB: 0 P: 5	R: 1 E: 1 K: 0 S: 4 H: 2 LOB: 3 BB: 2 P: 13	R: 0 E: 0 K: 2 S: 8 H: 1 LOB: 1 BB: 0 P: 8	R: 0 E: 1 K: 0 S: 4 H: 0 LOB: 1 BB: 0 P: 4	R: 3 E: 1 K: 0 S: 8 H: 3 LOB: 1 BB: 0 P: 11	1B: 8 2B: 2 3B: 0 HR: 2 SF: 1 SAC: 0 DP: 1 HBP: 0						

	AB	39
	R	7
	H	12
	RBI	7
	BB	2
	SO	5
	LOB	16

WP: 0 PB: 0 SB: 0 CS: 1 PA: 42

PITCHER		IP	WLS	BF	H	R	ER	SO	BB	IBB	HBP	BLK	WP	HR	S	P	ERA	WHIP
55 Mat Latos, R ERA: 2.45	(1, 1)	5.0		21	6	3	2	3	0	0	0	0	0	0	27	28	3.60	1.200
Pedro Villarreal, R ERA: 23.82	(6, 1)	1.0	H	6	2	1	1	0	2	0	0	0	0	0	4	13	9.00	4.000
79 Wilkin De La Rosa, L ERA: 4.05	(7, 1)	1.0	H	4	1	0	0	2	0	0	0	0	0	0	8	8	0.00	1.000
51 Jonathan Broxton, R ERA:	(8, 1)	1.0	H	4	0	0	0	0	0	0	0	0	0	0	4	4	0.00	0.000
25 Daniel Wolford, R ERA: 18.0	(9, 1)	1.0	B	7	3	3	2	0	0	0	0	0	0	2	8	11	18.00	3.000

PITCHER	IP	WLS	BF	H	R	ER	SO	BB	IBB	HBP	BLK	WP	HR	S	P	ERA	WHIP

BOTTOM

Cleveland Indians @ Cincinnati Reds

Goodyear Ballpark, Goodyear, AZ

Sun Mar 17 2013, 4:05 PM - 6:55 PM EDT

Att. 6,162 - Sunny - 81 F

livebaseballscorecards.com

Batter	1	2	3	4	5	6	7	8	9	AB	R	H	RBI	BB	SO	LOB
81 Derrick Robinson, S (1, 8) OBP: 0.333, SLG: 0.375	G6-3	G5-3		K		F7			K	3	0	0	0	0	1	0
6 Billy Hamilton, S (6, PH) OBP: 0.208, SLG: 0.227 (7, 8)										2	0	0	0	0	1	3
2 Zack Cozart, R (1, 6) OBP: 0.297, SLG: 0.457	26 HR 19 1B	E5			F7		G4-3		FC3-6 1B	3	1	1	0	0	0	0
3 Cesar Izturis, S (7, 6) OBP: 0.350, SLG: 0.405										2	0	1	0	0	0	0
19 Joey Votto, L (1, 3) OBP: 0.500, SLG: 0.679	26 HR 1-2 1B	G4-3			K		K		FC3-6 1-2f	3	1	1	0	0	1	1
Donald Lutz, L (7, 3) OBP: 0.371, SLG: 0.533					F7		HR		F7	2	0	0	0	0	1	1
26 Xavier Paul, L (1, 7) OBP: 0.351, SLG: 0.531	HR 1-H 2-H		BB			E3 78 FC2-5 21 BB				2	1	0	0	1	1	1
28 Chris Heisey, R (7, 7) OBP: 0.316, SLG: 0.600										1	1	1	1	0	0	0
32 Jay Bruce, L (1, 9) OBP: 0.235, SLG: 0.484	BB 21 HR		K				HR			2	1	1	3	1	0	0
23 Denis Phipps, R (7, 9) OBP: 0.344, SLG: 0.586										2	1	1	1	0	0	1
21 Todd Frazier, R (1, 5) OBP: 0.344, SLG: 0.552	HR 1-H		F8			BB 34 BB 78 FC2-5 1-2	K			2	1	1	2	1	0	1
Henry Alejandro Rodriguez, S (5) OBP: 0.400, SLG: 0.517										1	0	0	0	0	1	0
16 Jason Donald, R (1, 4) OBP: 0.447, SLG: 0.387	K		G6-3			FC2-5 34 BB 1-2 2-3f		30 CS 1B		2	0	0	0	0	1	1
78 Emmanuel Burriss, S (6, 4) OBP: 0.289, SLG: 0.297										2	0	1	0	0	0	2
39 Devin Mesoraco, R (1, 2) OBP: 0.480, SLG: 0.826	P6			K		F4		K 1-2		2	0	0	0	0	1	0
30 Miguel Olivo, R (6, 2) OBP: 0.194, SLG: 0.286										2	0	0	0	0	1	3
55 Mat Latos, R (1, 1)		K		K		BB 1-2 2-3		K		2	0	0	0	0	2	0
Pedro Villarreal, R (6, 1)										0	0	0	0	0	0	0
34 Jefry Sierra, R (6, PH)										0	0	0	0	1	0	0
79 Wilkin De La Rosa, L (7, 1)										0	0	0	0	0	0	0
51 Jonathan Broxton, R (8, 1)										0	0	0	0	0	0	0
64 Kristopher Negrón, R (8, PH) OBP: 0.688, SLG: 0.917										1	0	0	0	0	1	0
25 Daniel Wolford, R (9, 1)										0	0	0	0	0	0	0
Inning Stats	R: 5 E: 0 K: 1 S: 11 H: 4 LOB: 0 BB: 1 P: 17	R: 0 E: 1 K: 1 S: 6 H: 0 LOB: 1 BB: 0 P: 6	R: 0 E: 0 K: 1 S: 5 H: 0 LOB: 1 BB: 1 P: 9	R: 0 E: 0 K: 3 S: 9 H: 0 LOB: 0 BB: 0 P: 9	R: 0 E: 0 K: 1 S: 5 H: 0 LOB: 0 BB: 0 P: 5	R: 0 E: 1 K: 0 S: 4 H: 0 LOB: 3 BB: 2 P: 12	R: 2 E: 0 K: 2 S: 10 H: 2 LOB: 0 BB: 0 P: 13	R: 0 E: 0 K: 2 S: 7 H: 1 LOB: 0 BB: 0 P: 8	R: 0 E: 0 K: 1 S: 6 H: 1 LOB: 1 BB: 0 P: 6							

AB	36
R	7
H	8
RBI	7
BB	4
SO	12
LOB	14

1B: 4	SF: 0	WP: 0	PA: 40
2B: 0	SAC: 0	PB: 0	
3B: 0	DP: 0	SB: 0	
HR: 4	HBP: 0	CS: 1	

PITCHER		IP	WLS	BF	H	R	ER	SO	BB	IBB	HBP	BLK	WP	HR	S	P	ERA	WHIP
63 Justin Masterson, R ERA: 6.39	(1, 1)	4.0		19	4	5	5	6	2	0	0	0	0	2	31	41	11.25	1.500
31 David Huff, L ERA: 4.5	(5, 1)	1.0		3	0	0	0	1	0	0	0	0	0	0	5	5	0.00	0.000
55 Matt Capps, R ERA: 4.5	(6, 1)	1.0		6	0	0	0	0	2	0	0	0	0	0	4	12	0.00	2.000
37 Cody Allen, R ERA: 9.64	(7, 1)	1.0		5	2	2	2	2	0	0	0	0	0	2	10	13	18.00	2.000
27 Bryan Shaw, R ERA: 1.29	(8, 1)	2.0		7	2	0	0	3	0	0	0	0	0	0	13	14	0.00	1.000

PITCHER	IP	WLS	BF	H	R	ER	SO	BB	IBB	HBP	BLK	WP	HR	S	P	ERA	WHIP

Batter	1	2	3	4	5	6	7	8	9	AB	R	H	RBI	BB	SO	LOB
7 Norichika Aoki, L (1, 9) OBP: 0.333, SLG: 0.294	0-0 27 S 1B	0-0 L7		0-0 P5			0-0 L5		1-3 K 1-2	3	0	1	0	0	0	4
15 Caleb Gindl, L (6, 9) OBP: 0.310, SLG: 0.342										2	0	0	0	0	1	2
27 Carlos Gómez, R (1, 8) OBP: 0.543, SLG: 0.556	1-3 K 1-2		0-3 K		0-0 G5-3		0-0 F8			3	0	0	0	0	2	1
70 Brandon Macias, R (6, 5)										1	0	0	0	0	0	1
23 Rickie Weeks Jr., R (1, 4) OBP: 0.378, SLG: 0.543	0-0 P3	0-0 2B			0-0 F7			0-0 G3-1		3	0	1	0	0	0	1
94 Blake Davis, L (6, 6) OBP: 0.417, SLG: 0.300										1	0	0	0	0	0	0
16 Aramis Ramirez, R (1, 5) OBP: 0.211, SLG: 0.316	0-0 P6		0-3 K		0-3 K			1-0 28 PB HBP		3	0	0	0	0	2	1
21 Donnie Murphy, R (5, 5) OBP: 0.324, SLG: 0.281										0	0	0	0	0	0	0
(6, 4)																
22 Logan Schafer, L (1, 7) OBP: 0.390, SLG: 0.500		0-0 9 1B 5 WP 1B		0-0 G3		0-0 F8		0-0 F7		4	1	1	0	0	0	1
(6, 8)																
9 Jean Segura, R (1, 6) OBP: 0.368, SLG: 0.514		0-0 5 WP 5 S 1-3 1B		0-0 G6-3		0-0 5 G4-6-3 1B		1-0 L7 1-2		3	0	2	0	0	0	0
28 Rene Tosoni, L (6, 7) OBP: 0.250, SLG: 0.429										1	0	0	0	0	0	1
5 Taylor Green, L (1, 10) OBP: 0.244, SLG: 0.222	2-3 K 1-3 3-H			0-0 50 2B 1B		0-0 G4-6-3 1-2f			4-0 15 DI BB	3	1	1	0	0	1	2
18 Khris Davis, R (9, PH) OBP: 0.410, SLG: 0.806										0	0	0	0	1	0	0
50 Blake Lalli, L (1, 3) OBP: 0.441, SLG: 0.581	0-0 P5			0-0 1-H 2B			0-0 1B		0-3 K	3	0	2	1	0	0	1
62 Sean Halton, R (9, PH) OBP: 0.280, SLG: 0.375										1	0	0	0	0	1	1
72 Dayton Buller, R (1, 2) OBP: 0.571, SLG: 0.400	1-0 HBP			4-0 BB			0-0 1B		0-0 F9	0	0	0	0	1	0	0
40 Robinzon Diaz, R (6, 2) OBP: 0.235, SLG: 0.294										2	0	1	0	0	0	1
Inning Stats	R: 0 E: 0 K: 1 S: 6 H: 1 LOB: 1 BB: 0 P: 7	R: 1 E: 0 K: 1 S: 7 H: 2 LOB: 2 BB: 0 P: 10	R: 0 E: 0 K: 2 S: 7 H: 1 LOB: 0 BB: 0 P: 7	R: 1 E: 0 K: 0 S: 5 H: 2 LOB: 2 BB: 1 P: 9	R: 0 E: 0 K: 1 S: 5 H: 0 LOB: 0 BB: 0 P: 5	R: 0 E: 0 K: 0 S: 3 H: 1 LOB: 0 BB: 0 P: 3	R: 0 E: 0 K: 0 S: 4 H: 2 LOB: 1 BB: 0 P: 4	R: 0 E: 0 K: 0 S: 3 H: 0 LOB: 1 BB: 0 P: 5	R: 0 E: 0 K: 2 S: 7 H: 0 LOB: 1 BB: 1 P: 12	1B: 7 2B: 2 3B: 0 HR: 0	SF: 0 SAC: 0 DP: 1 HBP: 2						

PITCHER		IP	WLS	BF	H	R	ER	SO	BB	IBB	HBP	BLK	WP	HR	S	P	ERA	WHIP
30 Ubaldo Jiménez, R ERA: 4.91	(1, 1)	5.1		24	7	2	2	5	1	0	1	0	1	0	32	40	3.38	1.500
80 Jerry Gil, R ERA: 2.57	(6, 1)	0.2	W	1	0	0	0	0	0	0	0	0	0	0	1	1	0.00	0.000
52 Vinnie Pestano, R ERA: 5.4	(7, 1)	1.0	H	4	2	0	0	0	0	0	0	0	0	0	4	4	0.00	2.000
38 Joe Smith, R ERA: 4.5	(8, 1)	1.0	H	4	0	0	0	0	0	0	1	0	0	0	3	5	0.00	0.000
51 Scott Barnes, L ERA: 2.84	(9, 1)	1.0	S	4	0	0	0	2	1	0	0	0	0	0	7	12	0.00	1.000

PITCHER	IP	WLS	BF	H	R	ER	SO	BB	IBB	HBP	BLK	WP	HR	S	P	ERA	WHIP

TOP

Milwaukee Brewers @ Cleveland Indians

Goodyear Ballpark, Goodyear, AZ

Mon Mar 18 2013, 4:08 PM - 7:06 PM EDT

Att. 3,457 - Sunny - 81 F

livebaseballscorecards.com

AB	33
R	2
H	9
RBI	1
BB	2
SO	7
LOB	17

BOTTOM

Milwaukee Brewers @ Cleveland Indians

Goodyear Ballpark, Goodyear, AZ

Mon Mar 18 2013, 4:08 PM - 7:06 PM EDT

Att. 3,457 - Sunny - 81 F

livebaseballscorecards.com

Batter	1	2	3	4	5	6	7	8	9	AB	R	H	RBI	BB	SO	LOB
24 Michael Bourn, L (1, 8) OBP: 0.286, SLG: 0.308 1 Ezequiel Carrera, L (6, 8) OBP: 0.368, SLG: 0.394	0-0: 33 BB, 22 BB, 23 FC1-2, 1B	0-3 ②: K			0-0 ①: F8	1-2, 3-H: 82 G4-3, 1B		H 1-0: 46 3B, 82 S, HBP		3 0 1 0 0 1 1 1 1 1 1 0 0 0						
13 Asdrúbal Cabrera, S (1, 6) OBP: 0.370, SLG: 0.600 82 Luis Hernandez, S (6, 6) OBP: 0.273, SLG: 0.233	0-0 ①: F8	0-0 ③: F7			0-0: 33 E, 1B	1-2, 2-3: G4-3		B 1-0 ②: F9 1-2		3 0 1 0 0 0 2 2 0 0 0 0 0 3						
22 Jason Kipnis, L (1, 4) OBP: 0.209, SLG: 0.256 46 Cord Phelps, S (6, 4) OBP: 0.432, SLG: 0.622	BBBB 4-0: 23 FC1-2, 33 BB, 12 BB, 1-2, BB		0-0 ①: F9		0-0 ②: F7	BBBB 4-0: BB		0-0: 2-H, 3B		2 1 0 0 1 0 1 1 0 1 1 1 0 0						
33 Nick Swisher, S (1, 3) OBP: 0.500, SLG: 0.743 71 Chris McGuiness, L (6, 3) OBP: 0.216, SLG: 0.176	BBBB 4-0: 12 BB, 23 FC1-2, 1-2, 2-3, BB		0-0: 23 G4-6-3, 1B		0-0: FC6, 1-2	SSS 0-3 ③: K		0-0 ③: F8		2 0 1 0 1 0 1 2 0 0 0 0 1 4						
23 Michael Brantley, L (1, 7) OBP: 0.375, SLG: 0.500 9 Ryan Raburn, R (6, 7) OBP: 0.488, SLG: 0.818	0-0 ②: FC1-2, 12 BB, 1-2, 2-3, 3-Hf		0-0 ②③: G4-6-3, 1-2f		CCC 0-3 ③: K		0-0 ①: G1-3			3 0 0 0 0 1 6 1 0 0 0 0 0 0						
12 Mark Reynolds, R (1, 10) OBP: 0.417, SLG: 0.688 83 Matt Carson, R (7, PH) OBP: 0.444, SLG: 0.724 (8, 10)	BBBB 4-0 ①: 1-2, 2-3, 3-H, BB			0-0 ①: G5-3		0-0 ①: F9	0-0 ②: F9			2 0 0 1 1 0 0 1 0 0 0 0 0 0						
8 Lonnie Chisenhall, L (1, 5) OBP: 0.452, SLG: 0.750 89 Matt Antonelli, R (7, 5) OBP: 0.600, SLG: 0.500	0-0 ③: F7			0-0 ②: F7		BBBB 4-0: 11 1B, 6 1B, BB	BBBB 4-0: BB			2 1 0 0 1 0 3 0 0 0 0 1 0 0						
11 Drew Stubbs, R (1, 9) OBP: 0.286, SLG: 0.400 91 Tyler Holt, R (6, PR) OBP: 0.600, SLG: 0.750 (7, 9)		0-0 ①: G6-3		0-0: 2B		SSS 0-0: 6 1B, 1 1B, 1-2, 1B	0-3 ③: K			3 0 2 0 0 0 0 1 1 0 0 0 1 1						
6 Lou Marson, R (1, 2) OBP: 0.481, SLG: 0.263 68 Omir Santos, R (7, 2) OBP: 0.389, SLG: 0.706		0-0: 1B		0-0 ③: F7		0-0: 82 G4-3, 1 1B, 1-3, 2-H, 1B		SSS 0-3 ①: K		3 0 2 1 0 0 1 1 0 0 0 0 1 0						
Inning Stats	R: 1 E: 0 K: 0 S: 4 H: 1 LOB: 3 BB: 3 P: 16	R: 0 E: 0 K: 1 S: 6 H: 1 LOB: 1 BB: 0 P: 6	R: 0 E: 0 K: 0 S: 3 H: 1 LOB: 0 BB: 0 P: 3	R: 0 E: 0 K: 0 S: 4 H: 1 LOB: 1 BB: 0 P: 4	R: 0 E: 1 K: 1 S: 7 H: 1 LOB: 2 BB: 0 P: 7	R: 2 E: 0 K: 1 S: 8 H: 3 LOB: 3 BB: 2 P: 16	R: 0 E: 0 K: 1 S: 5 H: 0 LOB: 1 BB: 1 P: 9	R: 1 E: 0 K: 1 S: 6 H: 1 LOB: 1 BB: 0 P: 8		1B: 7 2B: 1 3B: 1 HR: 0 SF: 0 SAC: 0 DP: 1 HBP: 1						

	AB	33
	R	4
	H	9
	RBI	4
	BB	6
	SO	5
	LOB	23

WP: 0 PB: 0 SB: 1 CS: 0 PA: 40

PITCHER		IP	WLS	BF	H	R	ER	SO	BB	IBB	HBP	BLK	WP	HR	S	P	ERA	WHIP
41 Marco Estrada, R ERA: 0.96	(1, 1)	2.1		13	3	1	1	1	3	0	0	0	0	0	12	24	3.86	2.571
51 Michael Gonzalez, L ERA: 7.71	(3, 1)	0.2		1	0	0	0	0	0	0	0	0	0	0	1	1	0.00	0.000
32 Tom Gorzelanny, L ERA: 2.84	(4, 1)	2.1	H	11	2	1	1	1	1	0	0	0	0	0	12	16	3.86	1.286
76 Alfredo Figaro, R ERA: 2.38	(6, 1)	1.2	L	10	3	1	1	2	2	0	0	0	0	0	12	20	5.40	3.000
74 Michael Olmsted, R ERA: 3.12	(8, 1)	1.0		5	1	1	1	1	0	0	1	0	0	0	6	8	9.00	1.000

PITCHER	IP	WLS	BF	H	R	ER	SO	BB	IBB	HBP	BLK	WP	HR	S	P	ERA	WHIP

Cleveland Indians @ Los Angeles Angels

Tempe Diablo Stadium, Tempe, AZ

Wed Mar 20 2013, 4:11 PM - 7:31 PM EDT

Att. 8,752 - Partly Cloudy - 77 F

livebaseballscorecards.com

Batter	1	2	3	4	5	6	7	8	9	AB	R	H	RBI	BB	SO	LOB
24 Michael Bourn, L (1, 8) OBP: 0.289, SLG: 0.293 1 Ezequiel Carrera, L (5, PH) (5, 7) OBP: 0.350, SLG: 0.371	F7		G4-3	BBBB 4-0 13 BB 1-2 2-3 BB	FC4 1-2f			B1-3		2 0 0 0 1 0 0 2 0 0 0 0 0 3						
13 Asdrúbal Cabrera, S (1, 6) OBP: 0.367, SLG: 0.556 84 Francisco Lindor, S (4, PR) (4, 6) OBP: 0.267, SLG: 0.214	L9		P5	BBBB 4-0 1-2 2-3 3-H BB		G5-6-3		F8		2 0 0 1 1 0 0 2 0 0 0 0 0 0						
46 Cord Phelps, S (1, 4) OBP: 0.438, SLG: 0.634 89 Ryan Rohlinger, R (6, 4) OBP: 0.308, SLG: 0.100	0-0 33 BB 23 2B 1B		0-0 2B	0-0 F6		SSS 0-3 K		G6-3		4 1 2 0 0 1 3 1 0 0 0 0 0 0						
33 Nick Swisher, S (1, 10) OBP: 0.488, SLG: 0.703 9 Ryan Raburn, R (6, PH) OBP: 0.465, SLG: 0.771 (6, 10)	BBBB 4-0 1-2 23 2B BB		SSS 0-3 K	SSS 0-3 K		0-0 G5-3			0-0 G5-3	2 1 0 0 1 2 4 2 0 0 0 0 0 0						
23 Michael Brantley, L (1, 7) OBP: 0.444, SLG: 0.600 88 Tyler Naquin, L (5, PR) OBP: 0.167, SLG: 0.167 (5, 8)	0-0 1-H 2-H 2B			0-0 12 PB 8 HR 1B	8 1B 12 1B 1B		F7		0-0 83 WP 71 S 1B	3 1 3 2 0 0 0 2 0 1 0 0 0 0						
12 Mark Reynolds, R (1, 3) OBP: 0.410, SLG: 0.657 71 Chris McGuiness, L (5, PR) OBP: 0.256, SLG: 0.200 (5, 3)	SSS 0-3 K			SSS 0-3 K 1-2	8 1B 1-2 1B		0-0 11 WP 82 1B 1B		BBBB 4-0 1-2 BB	3 0 1 0 0 2 2 1 0 1 0 1 0 0						
8 Lonnie Chisenhall, L (1, 5) OBP: 0.467, SLG: 0.821 82 Luis Hernandez, S (5, 5) OBP: 0.286, SLG: 0.250		0-0 G6-3	BBBCX 3-1 2-H HR	0-0 1 FC4 1-2 2-3 1B			0-0 11 WP 1-2 1B		SSS 0-3 K	3 1 2 2 0 0 0 2 0 1 0 0 1 2						
11 Drew Stubbs, R (1, 9) OBP: 0.283, SLG: 0.386 83 Matt Carson, R (7, 9) OBP: 0.432, SLG: 0.700	CCC 0-3 K		0-0 24 BB 73 BB 13 BB 1B	0-0 L4			BCCC 1-3 K 1-2 2-3		BSSS 1-3 K 2-3	4 1 1 0 0 2 5 1 0 0 0 0 1 2						
73 Brian Jeroloman, L (1, 2) OBP: 0.286, SLG: 0.176 77 Roberto Pérez, R (7, 2) OBP: 0.125, SLG: 0.500	SSS 0-3 K		BBBB 4-0 13 BB 24 BB 1-2 BB	CCC 0-3 K			0-0 F9			3 0 0 0 1 2 5 0 0 0 0 0 0 0						

TOP	
AB	39
R	5
H	12
RBI	5
BB	5
SO	11
LOB	26

Inning Stats	1	2	3	4	5	6	7	8	9
	R: 2 H: 2 E: 0 LOB: 1 K: 1 BB: 1 S: 7 P: 11	R: 0 H: 0 E: 0 LOB: 0 K: 2 BB: 0 S: 7 P: 7	R: 0 H: 1 E: 0 LOB: 1 K: 1 BB: 0 S: 6 P: 6	R: 3 H: 3 E: 0 LOB: 3 K: 2 BB: 3 S: 11 P: 26	R: 0 H: 3 E: 0 LOB: 3 K: 1 BB: 0 S: 8 P: 8	R: 0 H: 0 E: 0 LOB: 0 K: 1 BB: 0 S: 5 P: 5	R: 0 H: 2 E: 0 LOB: 2 K: 1 BB: 0 S: 7 P: 8	R: 0 H: 0 E: 0 LOB: 0 K: 0 BB: 0 S: 3 P: 3	R: 0 H: 1 E: 0 LOB: 2 K: 2 BB: 1 S: 8 P: 13

1B: 9	SF: 0	WP: 2	PA: 44
2B: 2	SAC: 0	PB: 1	
3B: 0	DP: 0	SB: 1	
HR: 1	HBP: 0	CS: 0	

PITCHER		IP	WLS	BF	H	R	ER	SO	BB	IBB	HBP	BLK	WP	HR	S	P	ERA	WHIP
48 Tommy Hanson, R ERA: 8.25	(1, 1)	3.0		13	3	2	2	4	1	0	0	0	0	0	20	24	6.00	1.333
24 Sean Burnett, L ERA: 27.0	(4, 1)	0.1	B	5	3	3	3	1	1	0	0	0	0	1	7	14	81.00	12.000
47 Ryan Chaffee, R ERA:	(4, 1)	0.2		4	0	0	0	1	2	0	0	0	0	0	4	12	0.00	3.000
49 Ernesto Frieri, R ERA: 7.11	(5, 1)	1.0	W	6	3	0	0	1	0	0	0	0	0	0	8	8	0.00	3.000
63 Nick Maronde, L ERA: 8.31	(6, 1)	1.0	H	3	0	0	0	1	0	0	0	0	0	0	5	5	0.00	0.000

PITCHER		IP	WLS	BF	H	R	ER	SO	BB	IBB	HBP	BLK	WP	HR	S	P	ERA	WHIP
89 Matt Oye, R ERA: 4.91	(7, 1)	1.0	H	5	2	0	0	1	0	0	0	0	1	0	7	8	0.00	2.000
75 Caleb Graham, R ERA: 13.5	(8, 1)	1.0	H	3	0	0	0	0	0	0	0	0	0	0	3	3	0.00	0.000
79 Ty Kelley, R ERA:	(9, 1)	1.0	S	5	1	0	0	2	1	0	0	0	1	0	8	13	0.00	2.000

Cleveland Indians @ Los Angeles Angels

Tempe Diablo Stadium, Tempe, AZ

Wed Mar 20 2013, 4:11 PM - 7:31 PM EDT

Att. 8,752 - Partly Cloudy - 77 F

livebaseballscorecards.com

BOTTOM

Batter	1	2	3	4	5	6	7	8	9	AB	R	H	RBI	BB	SO	LOB
27 Mike Trout, R (1, 8) OBP: 0.522, SLG: 0.667	BBBB 4-0 47 G6-4-3 BB		BBBB 4-0 47 E 5 G6-3 BB	X 0-0 ③ F9			X 0-0 ① P5			1	1	0	0	2	0	1
18 Luis Jimenez, R (5, 5) OBP: 0.386, SLG: 0.417										1	0	0	0	0	0	0
47 Howie Kendrick, R (1, 4) OBP: 0.522, SLG: 0.889	X 0-0 ①② G6-4-3 1-2f		X 0-0 E8 32 1B 1-3 2-H 1B		X 0-0 ① G5-3		X 0-0 5 WP 2B			4	1	2	1	0	0	1
7 Andrew Romine, S (7, PR) OBP: 0.350, SLG: 0.361 (8, 4)										0	0	0	0	0	0	0
5 Albert Pujols, R (1, 10) OBP: 0.357, SLG: 0.615	X 0-0 ③ G5-3		X 0-0 ② G6-3 3-H		X 0-0 32 G3-1 44 1B 2B		BCCC 1-3 ② K 2-3			4	1	1	1	0	1	2
32 Josh Hamilton, L (1, 9) OBP: 0.297, SLG: 0.382		BBBB 4-0 6 CS 44 1B BB	X 0-0 44 WP 2-H 1B		X 0-0 ② G3-1 2-3		X 0-0 ③ G1-3			3	0	1	1	1	0	3
3 Scott Cousins, L (8, 9) OBP: 0.308, SLG: 0.190										0	0	0	0	0	0	0
44 Mark Trumbo, R (1, 3) OBP: 0.271, SLG: 0.283		X 0-0 6 L3-6 6 CS 1-2 1B	B X 1-0 ③ L5 1-2		X 0-0 25 S 3-H 1B			CCC 0-3 ① K		4	0	2	1	0	1	1
6 Alberto Callaspo, S (1, 5) OBP: 0.325, SLG: 0.417		B 2 SAFE X 1-0 ①②③ L3-6 1-2 2-3		BBBB 4-0 17 S 20 1B BB	CCC 0-3 ③ K 1-2			X 0-0 ② G5-3		1	1	0	0	1	0	2
25 Peter Bourjos, R (5, 8) OBP: 0.395, SLG: 0.650										2	0	0	0	0	1	1
10 Vernon Wells, R (1, 7) OBP: 0.400, SLG: 0.800			X 0-0 ① F7	X 0-0 ① F8		CCC 0-3 ① K		X 0-0 ③ G5-3		4	0	0	0	0	1	1
17 Chris Iannetta, R (1, 2) OBP: 0.462, SLG: 0.600			X 0-0 20 2B 2B	CCC 0-3 ② K 1-2		X 0-0 ② F8				3	1	1	0	0	1	1
46 Chris Snyder, R (7, 2) OBP: 0.250, SLG: 0.368										0	0	0	0	0	0	0
20 Brendan Harris, R (1, 6) OBP: 0.333, SLG: 0.436			X 0-0 47 E 2-H 2B	X 0-0 2-H 1B		X 0-0 ③ F8				3	1	2	2	0	0	0
74 Eric Stamets, R (9, 6) OBP: 0.400, SLG: 0.250										0	0	0	0	0	0	0

Inning Stats	1	2	3	4	5	6	7	8	9
R:	0	0	4	1	1	0	0	0	
E:	0	0	1	0	0	0	0	0	
K:	0	0	0	1	1	0	1	0	
S:	2	2	7	6	7	5	6	5	
H:	0	1	4	1	2	0	1	0	
LOB:	0	0	1	1	1	0	2	0	
BB:	1	1	1	1	0	0	0	0	
P:	6	7	12	10	7	5	7	5	

1B:	5
2B:	5
3B:	0
HR:	0
SF:	0
SAC:	0
DP:	2
HBP:	0
WP:	2
PB:	0
SB:	2
CS:	2
PA:	34

AB	30
R	6
H	9
RBI	6
BB	4
SO	5
LOB	13

PITCHER		IP	WLS	BF	H	R	ER	SO	BB	IBB	HBP	BLK	WP	HR	S	P	ERA	WHIP
47 Trevor Bauer, R ERA: 4.5	(1, 1)	3.0		14	5	4	3	0	3	0	0	0	1	0	11	25	9.00	2.667
31 David Huff, L ERA: 5.4	(4, 1)	1.1	L	7	2	2	2	1	1	0	0	0	0	0	8	12	13.50	2.250
50 Nick Hagadone, L ERA:	(5, 1)	1.2		6	1	0	0	2	0	0	0	0	0	0	10	10	0.00	0.600
52 Vinnie Pestano, R ERA: 4.5	(7, 1)	1.0		4	1	0	0	1	0	0	0	0	1	0	6	7	0.00	1.000
32 Matt Albers, R ERA: 9.0	(8, 1)	1.0		3	0	0	0	1	0	0	0	0	0	0	5	5	0.00	0.000

PITCHER	IP	WLS	BF	H	R	ER	SO	BB	IBB	HBP	BLK	WP	HR	S	P	ERA	WHIP

Cleveland Indians @ Arizona Diamondbacks

Salt River Fields at Talking Stick, Scottsdale, AZ

Thu Mar 21 2013, 4:11 PM - 7:01 PM EDT

Att. 12,574 - Partly Cloudy - 79 F

livebaseballscorecards.com

TOP

Batter	1	2	3	4	5	6	7	8	9	AB	R	H	RBI	BB	SO	LOB
24 Michael Bourn, L (1, 8) OBP: 0.265, SLG: 0.267	G4-3	G3-1		K		G4-3		K		4	0	0	0	0	1	3
91 Tyler Holt, R (6, 7) OBP: 0.500, SLG: 0.600		2-3								1	0	0	0	0	1	1
13 Asdrúbal Cabrera, S (1, 6) OBP: 0.353, SLG: 0.500	K	F7		G4-3		8 BB HBP		K		3	0	0	0	0	1	3
82 Luis Hernandez, S (6, 6) OBP: 0.278, SLG: 0.242								1-2		1	0	0	0	0	1	1
8 Lonnie Chisenhall, L (1, 5) OBP: 0.469, SLG: 0.786	33 1B 23 HR 1B	K	K		K	1-2 BB		K2-3		3	1	1	0	1	2	0
38 Joe Smith, R (6, 1)										0	0	0	0	0	0	0
73 Brian Jeroloman, L (7, 2) OBP: 0.273, SLG: 0.167										1	0	0	0	0	1	1
33 Nick Swisher, S (1, 9) OBP: 0.477, SLG: 0.675	1-3 23 HR 1B	G3-1		F8		K			G5-3	3	1	1	0	0	0	0
83 Matt Carson, R (5, 9) OBP: 0.410, SLG: 0.656										2	0	0	0	0	1	2
23 Michael Brantley, L (1, 7) OBP: 0.467, SLG: 0.714	1-H 3-H HR	F7		9 BB 12 BB 1B			1B		HBP	3	1	2	3	0	0	0
1 Ezequiel Carrera, L (5, 7) OBP: 0.381, SLG: 0.389										1	0	1	0	0	0	0
(6, 8)																
12 Mark Reynolds, R (1, 3) OBP: 0.429, SLG: 0.649	K		9 2B 68 1B 1B		1-2 9 BB BB		K		P3	2	1	1	0	1	1	0
71 Chris McGuiness, L (5, PR) OBP: 0.244, SLG: 0.189										2	0	0	0	0	1	2
(5, 3)																
9 Ryan Raburn, R (1, 4) OBP: 0.489, SLG: 0.816		68 2B 2B	68 1B 1-3 2B		1-2 2-3 BB		L8		P5	3	1	2	0	1	0	1
89 Matt Antonelli, R (7, 4) OBP: 0.500, SLG: 0.400										1	0	0	0	0	0	1
68 Omir Santos, R (1, 2) OBP: 0.409, SLG: 0.714		24 G3-1 2-H 2B	2-3 3-H 1B		G3		K			4	0	2	2	0	1	4
37 Cody Allen, R (7, 1)										0	0	0	0	0	0	0
27 Bryan Shaw, S (8, 1)										0	0	0	0	0	0	0
55 Matt Capps, R (9, 1)										0	0	0	0	0	0	0
59 Carlos Carrasco, R (1, 1)		K	K			G4-3		82 BLK 1B		2	0	0	0	0	2	3
46 Cord Phelps, S (6, PH) OBP: 0.440, SLG: 0.628										2	0	1	0	0	0	0
(6, 5)																
Inning Stats	R: 3 E: 0 K: 2 S: 10 H: 3 LOB: 0 BB: 0 P: 13	R: 1 E: 0 K: 1 S: 7 H: 2 LOB: 1 BB: 0 P: 7	R: 0 E: 0 K: 1 S: 5 H: 0 LOB: 0 BB: 0 P: 5	R: 1 E: 0 K: 2 S: 10 H: 3 LOB: 2 BB: 0 P: 10	R: 0 E: 0 K: 1 S: 6 H: 1 LOB: 3 BB: 2 P: 14	R: 0 E: 0 K: 1 S: 5 H: 0 LOB: 2 BB: 1 P: 10	R: 0 E: 0 K: 2 S: 8 H: 1 LOB: 1 BB: 0 P: 8	R: 0 E: 0 K: 3 S: 10 H: 1 LOB: 1 BB: 0 P: 10	R: 0 E: 0 K: 0 S: 3 H: 0 LOB: 1 BB: 0 P: 4							

AB	38
R	5
H	11
RBI	5
BB	3
SO	13
LOB	22

1B: 7 SF: 0 2B: 3 SAC: 0 3B: 0 DP: 0 HR: 1 HBP: 2

WP: 0 PA: 43 PB: 0 SB: 0 CS: 0

PITCHER		IP	WLS	BF	H	R	ER	SO	BB	IBB	HBP	BLK	WP	HR	S	P	ERA	WHIP
31 Ian Kennedy, R ERA: 7.59	(1, 1)	5.0	L	26	9	5	5	7	2	0	0	0	0	1	38	49	9.00	2.200
40 J.J. Putz, R ERA: 2.25	(6, 1)	1.0		5	0	0	0	1	1	0	1	0	0	0	5	10	0.00	1.000
29 Brad Ziegler, R ERA: 1.29	(7, 1)	1.0		4	1	0	0	2	0	0	0	0	0	0	8	8	0.00	1.000
45 Matt Reynolds, L ERA: 7.56	(8, 1)	1.0		4	1	0	0	3	0	0	0	1	0	0	10	10	0.00	1.000
47 Joe Paterson, L ERA: 1.04	(9, 1)	1.0		4	0	0	0	0	0	0	1	0	0	0	3	4	0.00	0.000

PITCHER	IP	WLS	BF	H	R	ER	SO	BB	IBB	HBP	BLK	WP	HR	S	P	ERA	WHIP

BOTTOM

Batter	1	2	3	4	5	6	7	8	9	AB	R	H	RBI	BB	SO	LOB
6 Adam Eaton, L (1, 8) OBP: 0.403, SLG: 0.542	F9		14 E 1B 1-2		2 S 1B		G1-3		K	3	1	2	0	0	0	0
19 Tony Campana, L (6, 8) OBP: 0.238, SLG: 0.350 (8, 9)										1	0	0	0	0	0	0
11 Tom Belza, L (9, PH)										1	0	0	0	0	1	1
14 Martín Prado, R (1, 7) OBP: 0.293, SLG: 0.308	G5-3		E4 12 1B 1-H 2-H		F8		F9			4	1	1	2	0	0	1
David Nick, R (8, 7) OBP: 1.000, SLG: 1.000			2B							0	0	0	0	0	0	0
12 Eric Chavez, L (1, 5) OBP: 0.344, SLG: 0.500	2 2B		26 G1-6-3 3-H		K		F7			4	1	2	1	0	1	1
10 Josh Wilson, R (8, 4) OBP: 0.333, SLG: 0.414	1B		1B							0	0	0	0	0	0	0
2 Aaron Hill, R (1, 4) OBP: 0.405, SLG: 0.625			P5		P5 1-2			K		3	0	1	1	0	0	2
4 Cliff Pennington, S (8, 6) OBP: 0.319, SLG: 0.341	1-H 2B									1	0	0	0	0	1	0
26 Miguel Montero, L (1, 2) OBP: 0.308, SLG: 0.308	F7		G1-6-3 1-2f			44 FC5 22 BB 1B		L6		3	0	1	0	0	0	2
24 Mark Teahen, L (8, 3) OBP: 0.385, SLG: 0.394										1	0	0	0	0	0	0
22 Eric Hinske, L (1, 3) OBP: 0.474, SLG: 0.452		G3		18 FC3-6 1B		4-0 44 FC5 1-2 BB		K		2	0	1	0	1	0	0
23 Brandon Drury, R (8, 5)										1	0	0	0	0	1	0
13 Jason Kubel, L (1, 9) OBP: 0.341, SLG: 0.273		K		F9		L7			25 SH1-4 11 FC5-2-5-1 2B	3	0	0	0	0	1	3
27 Wil Nieves, R (8, 2) OBP: 0.321, SLG: 0.357										1	0	1	0	0	0	0
18 Willie Bloomquist, R (1, 6) OBP: 0.303, SLG: 0.406		K		FC3-6 1-2f		F3			SH1-4 2-3	3	0	0	0	0	1	3
25 Breland Almadova, R (8, 8) OBP: 0.273, SLG: 0.200										0	0	0	0	0	0	0
31 Ian Kennedy, R (1, 1) OBP: 0.500, SLG: 0.500			6 1B 14 E 1B	F8		FC5 1-2 2-3f			FC5-2-5-1 3-H	2	1	1	0	0	0	1
40 J.J. Putz, R (6, 1)										0	0	0	0	0	0	0
44 Paul Goldschmidt, R (6, PH) OBP: 0.471, SLG: 0.511										1	0	0	0	0	0	2
29 Brad Ziegler, R (7, 1)										0	0	0	0	0	0	0
45 Matt Reynolds, L (8, 1)										0	0	0	0	0	0	0
47 Joe Paterson, R (9, 1)										0	0	0	0	0	0	0
11 AJ Pollock, R (9, PH) OBP: 0.328, SLG: 0.389										1	0	0	0	0	0	1
Inning Stats	R: 1 E: 0 K: 0 S: 5 H: 2 LOB: 1 BB: 0 P: 5	R: 0 E: 0 K: 2 S: 7 H: 0 LOB: 0 BB: 0 P: 7	R: 3 E: 1 K: 0 S: 6 H: 4 LOB: 0 BB: 0 P: 6	R: 0 E: 0 K: 0 S: 4 H: 1 LOB: 1 BB: 0 P: 4	R: 0 E: 0 K: 1 S: 7 H: 1 LOB: 1 BB: 0 P: 7	R: 0 E: 0 K: 0 S: 4 H: 1 LOB: 2 BB: 1 P: 8	R: 0 E: 0 K: 0 S: 3 H: 0 LOB: 0 BB: 0 P: 3	R: 0 E: 0 K: 2 S: 7 H: 0 LOB: 0 BB: 0 P: 7	R: 0 E: 0 K: 1 S: 6 H: 1 LOB: 1 BB: 0 P: 6	1B: 7 2B: 3 3B: 0 HR: 0 SF: 0 SAC: 1 DP: 1 HBP: 0							

PITCHER		IP	WLS	BF	H	R	ER	SO	BB	IBB	HBP	BLK	WP	HR	S	P	ERA	WHIP
59 Carlos Carrasco, R ERA: 6.0	(1, 1)	5.0	W	22	8	4	4	3	0	0	0	0	0	0	29	29	7.20	1.600
38 Joe Smith, R ERA: 3.6	(6, 1)	1.0	H	5	1	0	0	0	1	0	0	0	0	0	4	8	0.00	2.000
37 Cody Allen, R ERA: 7.94	(7, 1)	1.0	H	3	0	0	0	0	0	0	0	0	0	0	3	3	0.00	0.000
27 Bryan Shaw, R ERA: 1.13	(8, 1)	1.0	H	3	0	0	0	2	0	0	0	0	0	0	7	7	0.00	0.000
55 Matt Capps, R ERA: 3.6	(9, 1)	1.0	S	4	1	0	0	1	0	0	0	0	0	0	6	6	0.00	1.000

PITCHER	IP	WLS	BF	H	R	ER	SO	BB	IBB	HBP	BLK	WP	HR	S	P	ERA	WHIP

Cleveland Indians @ Arizona Diamondbacks

Salt River Fields at Talking Stick, Scottsdale, AZ

Thu Mar 21 2013, 4:11 PM - 7:01 PM EDT

Att. 12,574 - Partly Cloudy - 79 F

livebaseballscorecards.com

AB	35
R	4
H	10
RBI	4
BB	1
SO	6
LOB	17

WP: 0 PB: 0 SB: 1 CS: 0 PA: 37

Arizona Diamondbacks @ Cleveland Indians

Goodyear Ballpark, Goodyear, AZ

Fri Mar 22 2013, 10:05 PM - 1:09 AM EDT

Att. 8,016 - Clear - 77 F

livebaseballscorecards.com

TOP

Batter	1	2	3	4	5	6	7	8	9	AB	R	H	RBI	BB	SO	LOB
8 Gerardo Parra, L (1, 9) OBP: 0.386, SLG: 0.718	G3	G3-1 1-2 3-H		2B 2-H		SF8 3-H			F9	3	0	1	3	0	0	1
11 Tyler Bortnick, R (7, 4)										1	0	0	0	0	0	1
11 AJ Pollock, R (1, 8) OBP: 0.323, SLG: 0.368	BB	F8		K		G6-3			K	3	0	0	0	1	1	2
6 Evan Marzilli, L (7, 8)										1	0	0	0	0	1	1
13 Jason Kubel, L (1, 7) OBP: 0.318, SLG: 0.250	K		K	K	K		K		K 1-2	3	0	0	0	0	3	1
Alfredo Marte, R (6, 7) OBP: 0.219, SLG: 0.207										2	0	0	0	0	2	1
44 Paul Goldschmidt, R (1, 3) OBP: 0.455, SLG: 0.479	G3	G5-3		BB			K			3	0	0	0	1	1	1
35 Jake Lamb, L (7, 5) OBP: 0.333, SLG: 0.667										0	0	0	0	0	0	0
22 Eric Hinske, L (1, 10) OBP: 0.429, SLG: 0.400		K	G3		K		F8			4	0	0	0	0	2	1
28 Rod Barajas, R (1, 2) OBP: 0.371, SLG: 0.645	4 BB 24 1B 10 E 1B			K	F7			47 G6-4-3 1B		3	1	1	0	0	1	1
19 Sócrates Brito, L (7, 9) OBP: 0.800, SLG: 0.750										1	0	1	0	0	0	0
24 Mark Teahen, L (1, 5) OBP: 0.429, SLG: 0.472		4 BB 10 E 1-2 1B		10 FC5 10 E 1B		4 2B 2B		K		3	3	3	0	0	0	0
28 Nick Ahmed, R (7, 6) OBP: 0.320, SLG: 0.391										1	0	0	0	0	1	1
4 Cliff Pennington, S (1, 6) OBP: 0.340, SLG: 0.372	10 E 8 G3-1 1-2 2-3 BB			F7		10 G5-3 8 SF8 2-H 2B		G6-4-3 1-2f		2	2	1	1	1	0	1
47 Jon Griffin, R (7, 3) OBP: 0.300, SLG: 0.222										1	0	0	0	0	0	1
10 Josh Wilson, R (1, 4) OBP: 0.303, SLG: 0.375		E6 8 G3-1 1-3 2-H 3-H		FC5 8 2B 1-H		G5-3 2-3			S HBP	3	1	0	1	0	0	2
54 Tuffy Gosewisch, R (7, 2) OBP: 0.357, SLG: 0.182										0	0	0	0	0	0	0

Inning Stats									
	R: 0 E: 0 K: 1 S: 5	H: 0 LOB: 1 BB: 1 P: 9	R: 3 E: 1 K: 1 S: 8	H: 2 LOB: 1 BB: 1 P: 12	R: 0 E: 0 K: 1 S: 5	H: 0 LOB: 0 BB: 0 P: 5	R: 2 E: 1 K: 2 S: 10	H: 2 LOB: 1 BB: 0 P: 10	R: 0 E: 0 K: 2 S: 7	H: 0 LOB: 1 BB: 1 P: 11
	R: 2 E: 0 K: 0 S: 5	H: 2 LOB: 0 BB: 0 P: 5	R: 0 E: 0 K: 2 S: 7	H: 0 LOB: 0 BB: 0 P: 7	R: 0 E: 0 K: 1 S: 5	H: 1 LOB: 0 BB: 0 P: 5	R: 0 E: 0 K: 2 S: 7	H: 0 LOB: 1 BB: 0 P: 9	1B: 4 2B: 3 3B: 0 HR: 0	SF: 1 SAC: 0 DP: 1 HBP: 1	WP: 0 PB: 0 SB: 1 CS: 0	PA: 39

	AB	34
	R	7
	H	7
	RBI	5
	BB	3
	SO	12
	LOB	15

PITCHER		IP	WLS	BF	H	R	ER	SO	BB	IBB	HBP	BLK	WP	HR	S	P	ERA	WHIP
63 Justin Masterson, R ERA: 5.09	(1, 1)	5.0	L	24	4	5	1	7	3	0	0	0	0	0	35	47	1.80	1.400
80 Jerry Gil, R ERA: 4.15	(6, 1)	1.2		7	2	2	2	2	0	0	0	0	0	0	11	11	10.80	1.200
50 Nick Hagadone, L ERA:	(7, 1)	0.1		1	0	0	0	0	0	0	0	0	0	0	1	1	0.00	0.000
38 Joe Smith, R ERA: 3.0	(8, 1)	1.0		3	1	0	0	1	0	0	0	0	0	0	5	5	0.00	1.000
53 Rich Hill, L ERA:	(9, 1)	1.0		4	0	0	0	2	0	0	1	0	0	0	7	9	0.00	0.000

PITCHER	IP	WLS	BF	H	R	ER	SO	BB	IBB	HBP	BLK	WP	HR	S	P	ERA	WHIP

BOTTOM

Arizona Diamondbacks @ Cleveland Indians

Goodyear Ballpark, Goodyear, AZ

Fri Mar 22 2013, 10:05 PM - 1:09 AM EDT

Att. 8,016 - Clear - 77 F

livebaseballscorecards.com

Batter	1	2	3	4	5	6	7	8	9	AB	R	H	RBI	BB	SO	LOB
24 Michael Bourn, L (1, 8) OBP: 0.269, SLG: 0.271 1 Ezequiel Carrera, L (6, 8) OBP: 0.364, SLG: 0.368	0-0 13 G4-6-3 1B		C C C 0-3 ② K		0-0 ③ FC5-4 1-2f		0-0 ② F8		0-0 ② P4	3 0 1 0 0 1 3 2 0 0 0 0 0 1						
13 Asdrúbal Cabrera, S (1, 6) OBP: 0.378, SLG: 0.531 82 Luis Hernandez, S (7, 6) OBP: 0.263, SLG: 0.229	0-0 ① ② G4-6-3 1-2f		B B B B 4-0 33 CS 23 1B BB 1-2 2-3			0-0 23 G6-3 41 FC4-6 2B S S S	0-3 ③ K		0-0 ③ F9	2 1 1 0 1 0 1 2 0 0 0 0 1 1						
23 Michael Brantley, L (1, 7) OBP: 0.455, SLG: 0.677 83 Matt Carson, R (7, 7) OBP: 0.400, SLG: 0.636	C C C 0-3 ③ K		0-0 1-2 2-H 3-H 1B			0-0 ① G6-3 2-3		S S S 0-3 ① K		3 0 1 2 0 1 1 1 0 0 0 0 1 0						
33 Nick Swisher, S (1, 3) OBP: 0.489, SLG: 0.667 71 Chris McGuiness, L (6, PR) OBP: 0.262, SLG: 0.211 (7, 3)		C C C 0-3 ① K	0-0 ③ CS 2-3	0-0 41 G6-4-3 1B		B B B B 4-0 41 FC4-6 BB		0-0 46 1B 1B		2 0 1 0 1 1 0 1 0 1 0 0 0 0						
41 Carlos Santana, S (1, 2) OBP: 0.400, SLG: 0.471 73 Brian Jeroloman, L (7, 2) OBP: 0.261, SLG: 0.158		0-0 ② G4-3		0-0 ① ② G6-4-3 1-2f		0-0 ② FC4-6 12 HR 1-2f 3-H		0-0 ② F7		3 1 0 1 0 0 2 1 0 0 0 0 0 1						
12 Mark Reynolds, R (1, 10) OBP: 0.422, SLG: 0.700 46 Cord Phelps, S (8, PH) OBP: 0.451, SLG: 0.636 (9, 10)		0-0 ③ G3		0-0 ③ P2		B X 1-0 1-H HR		0-0 1-2 1B		3 1 1 2 0 0 0 1 0 1 0 0 0 0						
8 Lonnie Chisenhall, L (1, 5) OBP: 0.481, SLG: 0.773 84 Matt Lawson, R (7, 5)			B B B B 4-0 13 BB 11 BB 23 1B BB		0-0 ① P6	0-0 4 FC6-4 1B		0-0 ③ G6-3		2 1 1 0 1 0 0 1 0 0 0 0 0 2						
4 Mike Aviles, R (1, 4) OBP: 0.214, SLG: 0.286 89 Ryan Rohlinger, R (7, 4) OBP: 0.286, SLG: 0.091			S S S 0-3 ① K		0-0 ② G5-3	0-0 ③ FC6-4 1-2f			0-0 ① F9	3 0 0 0 0 1 2 1 0 0 0 0 0 0						
11 Drew Stubbs, R (1, 9) OBP: 0.286, SLG: 0.370 90 Carlos Moncrief, L (8, 9) OBP: 0.429, SLG: 1.000			B B B B 4-0 13 BB 23 1B 1-2 BB		0-0 E5 24 FC5-4		0-0 ① F9		0-0 1B	2 1 0 0 1 0 0 1 0 1 0 0 0 0						
Inning Stats	R: 0 H: 1 E: 0 LOB: 0 K: 1 BB: 0 S: 5 P: 5	R: 0 H: 0 E: 0 LOB: 0 K: 1 BB: 0 S: 5 P: 5	R: 2 H: 1 E: 0 LOB: 1 K: 2 BB: 3 S: 7 P: 19	R: 0 H: 1 E: 0 LOB: 0 K: 0 BB: 0 S: 3 P: 3	R: 0 H: 0 E: 1 LOB: 1 K: 0 BB: 0 S: 4 P: 4	R: 3 H: 3 E: 0 LOB: 1 K: 0 BB: 1 S: 6 P: 11	R: 0 H: 0 E: 0 LOB: 0 K: 1 BB: 0 S: 5 P: 5	R: 0 H: 2 E: 0 LOB: 2 K: 1 BB: 0 S: 7 P: 7	R: 0 H: 1 E: 0 LOB: 1 K: 0 BB: 0 S: 4 P: 4	1B: 7 SF: 0 2B: 1 SAC: 0 3B: 0 DP: 2 HR: 1 HBP: 0						

	AB	34
	R	5
	H	9
	RBI	5
	BB	4
	SO	6
	LOB	14

WP: 0 PA: 39
PB: 0
SB: 0
CS: 1

PITCHER		IP	WLS	BF	H	R	ER	SO	BB	IBB	HBP	BLK	WP	HR	S	P	ERA	WHIP
46 Patrick Corbin, L ERA: 3.66	(1, 1)	5.0	W	19	3	2	2	4	3	0	0	0	0	0	24	36	3.60	1.200
30 David Hernandez, R ERA: 12.6	(6, 1)	1.0	H	7	3	3	3	0	1	0	0	0	0	1	6	11	27.00	4.000
55 Josh Collmenter, R ERA: 2.57	(7, 1)	3.0	S	12	3	0	0	2	0	0	0	0	0	0	16	16	0.00	1.000

PITCHER	IP	WLS	BF	H	R	ER	SO	BB	IBB	HBP	BLK	WP	HR	S	P	ERA	WHIP

Batter	1	2	3	4	5	6	7	8	9	AB	R	H	RBI	BB	SO	LOB
1 Ezequiel Carrera, L (1, 7) OBP: 0.375, SLG: 0.381 85 Quincy Latimore, R (6, 7)	B SI 91 X SI 91 1-0 46 1B 4 S 1B	1 SAFE C SL 80 X SL 81 0-1 ③ G6-3		C SI 90 C CH 82 F SI 91 B SI 83 B SI 85 F SI 92 X CU 73 2-2 ③ G4-3		X SI 89 0-0 95 1B 95 S 93 1B 2-H 1B		C CU 77 B FF 92 B FF 91 F CU 78 X CU 79 2-2 ① P3		4 1	1 0	2 0	1 0	0 0	0 0	2 0
4 Mike Aviles, R (1, 5) OBP: 0.294, SLG: 0.353 95 Tony Wolters, L (5, 5) OBP: 0.333, SLG: 0.143	C SI 90 1 SAFE B SI 91 F SI 90 S SL 81 1-3 ① K 1-2		B SI 90 X SI 90 1-0 46 HR 1B		C CH 82 X CH 81 0-1 46 E 25 WP 1B	B SL 79 C SI 89 X CH 82 1-1 88 PB 93 1B 1-3 1B		C FF 92 C CU 79 X CU 79 0-2 ② G3-1		3 2	2 0	2 1	0 0	0 0	1 0	1 0
46 Cord Phelps, S (1, 3) OBP: 0.463, SLG: 0.702 71 Chris McGuiness, L (5, 3) OBP: 0.250, SLG: 0.200	X SI 91 0-0 83 FC5-4 2-3 1B		X SL 79 0-0 1-H HR	F SI 90 S CH 83 D SI 85 1 SAFE S CU 73 1-3 ① K 1-3	C CU 78 X CU 70 0-1 ① P6			B CU 74 X FF 91 1-0 ③ G4-3		3 2	1 0	2 0	2 0	0 0	1 0	1 2
25 Jason Giambi, L (1, 10) OBP: 0.333, SLG: 0.552 93 Jordan Henry, L (6, PH) OBP: 1.000, SLG: 1.000 (6, 10) 91 Ronny Rodríguez, R (9, PH) OBP: 0.125, SLG: 0.125 (9, 10)	B SL 79 B SL 80 C SI 92 X FF 92 2-1 ② P6		B SI 91 X SI 90 1-0 HR	S CH 83 C FF 92 F CU 73 B SI 85 F CU 72 X CH 83 1-2 ② L1 3-H	C CU 78 1 SAFE D CU 72 F CH 81 B FF 89 X CU 72 2-2 1-2 3-H 1B			S FF 95 S SI 96 F FF 96 X CU 77 0-2 ① F7		3 1 1	1 0 0	1 1 0	1 1 0	0 0 0	0 0 0	2 0 0
83 Matt Carson, R (1, 9) OBP: 0.372, SLG: 0.583 88 Delvi Cid, R (5, 9) OBP: 0.333, SLG: 1.000	C SL 81 B CU 72 X SI 91 1-1 ③ FC5-4 1-2f		C SL 81 X SL 82 0-1 ① G5-3	F SL 82 B SI 91 S SI 91 B SL 81 F CU 73 F CH 83 S SI 92 2-3 ③ K	B FF 92 1 SAFE F FF 92 F SL 85 F SL 83 S FF 93 1-3 ② K 2-3			X FF 95 0-0 ② F9		3 2	0 0	0 0	0 0	0 0	1 1	2 2
6 Lou Marson, R (1, 2) OBP: 0.484, SLG: 0.304 68 Omir Santos, R (6, 2) OBP: 0.435, SLG: 0.727		C CH 79 S SL 80 B CU 72 B SI 90 F SI 91 X CU 72 2-2 86 FC4-6 84 1B 1B	B SI 89 B SL 80 X SI 90 2-0 ② G4-3			B SI 89 X SI 89 1-0 84 6B 86 2B 1B C CH 81 B FF 92 S CH 88 S FF 93 B SL 85 A FF 95 3-2 F8			C CU 77 X SI 96 0-1 84 3B 1B	4 1	1 1	2 1	0 0	0 0	0 0	2 0
84 Francisco Lindor, S (1, 6) OBP: 0.350, SLG: 0.421		B SI 89 S FF 91 F SI 90 X CU 72 1-2 86 FC4-6 1B	B SI 90 X FF 90 1-0 ③ G3			B CH 82 B SI 91 S SI 89 1 SAFE X CH 83 2-1 86 2B 88 2B 1-2 1B	C SL 88 F FF 92 B FF 94 B CU 76 X FF 92 2-2 ① L7		B SI 95 X SI 94 1-0 1-H 3B	5	1	3	1	0	0	0
86 José Ramírez, S (1, 4) OBP: 0.400, SLG: 0.600		C SI 91 F FF 91 X FF 90 0-2 ① FC4-6 1-2f 2-3		C FF 89 C CH 80 B CU 72 F SI 91 X CU 71 1-2 88 G4-6-3 1B		C SI 90 C CH 81 X SI 90 0-2 88 2B 1-3 2-H 2B	C SL 88 B FF 93 C CU 77 X FF 93 1-2 ② L7		B FF 96 B FF 95 F SI 94 S CH 88 F SI 89 X SI 96 2-2 ③ G4-3	5	1	2	1	0	0	3
88 Tyler Naquin, L (1, 8) OBP: 0.200, SLG: 0.300		B CU 70 X FF 91 1-0 ② L6		C FF 91 1 SAFE X CH 82 0-1 ① ② G4-6-3 1-2f		B CH 82 B FF 91 F SI 90 X SL 80 2-1 1 1B 2-H 3-H 2B	C FC 88 B CU 76 S SL 86 F FF 93 F CU 78 C SL 90 1-3 ③ K			4	1	1	2	0	1	3
Inning Stats	R: 0 E: 0 K: 1 S: 9 H: 2 LOB: 2 BB: 0 P: 14	R: 0 E: 0 K: 0 S: 13 H: 2 LOB: 2 BB: 0 P: 17	R: 3 E: 0 K: 0 S: 7 H: 3 LOB: 0 BB: 0 P: 12	R: 0 E: 0 K: 0 S: 11 H: 1 LOB: 0 BB: 0 P: 14	R: 1 E: 1 K: 2 S: 15 H: 1 LOB: 0 BB: 0 P: 19	R: 5 E: 0 K: 1 S: 23 H: 7 LOB: 2 BB: 0 P: 35	R: 0 E: 0 K: 1 S: 11 H: 0 LOB: 0 BB: 0 P: 15	R: 0 E: 0 K: 0 S: 7 H: 0 LOB: 0 BB: 0 P: 10	R: 1 E: 0 K: 0 S: 12 H: 2 LOB: 1 BB: 0 P: 15	1B: 13 2B: 2 3B: 1 HR: 2	SF: 0 SAC: 0 DP: 1 HBP: 0					WP: 1 PB: 1 SB: 2 CS: 0	PA: 44

PITCHER		IP	WLS	BF	H	R	ER	SO	BB	IBB	HBP	BLK	WP	HR	S	P	ERA	WHIP
49 Blake Beavan, R ERA: 6.52	(1, 1)	5.1	L	31	16	9	8	3	0	0	0	0	1	2	71	100	13.50	3.000
76 Stephen Kohlscheen, R ERA:	(6, 1)	0.2		2	0	0	0	1	0	0	0	0	0	0	7	11	0.00	0.000
39 Danny Farquhar, R ERA: 5.68	(7, 1)	1.0		3	0	0	0	1	0	0	0	0	0	0	11	15	0.00	0.000
41 Charlie Furbush, L ERA: 3.48	(8, 1)	1.0		3	0	0	0	0	0	0	0	0	0	0	7	10	0.00	0.000
54 Tom Wilhelmsen, R ERA: 4.5	(9, 1)	1.0		5	2	1	1	0	0	0	0	0	0	0	12	15	9.00	2.000

PITCHER	IP	WLS	BF	H	R	ER	SO	BB	IBB	HBP	BLK	WP	HR	S	P	ERA	WHIP

TOP

Cleveland Indians @ Seattle Mariners

Peoria Stadium, Peoria, AZ

Sat Mar 23 2013, 4:09 PM - 7:24 PM EDT

Att. 9,473 - Sunny - 77 F

livebaseballscorecards.com

AB	44
R	10
H	18
RBI	9
BB	0
SO	5
LOB	20

BOTTOM

Cleveland Indians @ Seattle Mariners

Peoria Stadium, Peoria, AZ

Sat Mar 23 2013, 4:09 PM - 7:24 PM EDT

Att. 9,473 - Sunny - 77 F

livebaseballscorecards.com

Batter	1	2	3	4	5	6	7	8	9	AB	R	H	RBI	BB	SO	LOB
55 Michael Saunders, L (1, 9) OBP: 0.216, SLG: 0.400	B FF 88 X FF 89 1-0 3 1B 28 1B 1B	B FF 91 B SL 79 S FF 91 1 SAFE 1 SAFE B FF 91 X FF 92 3-1 ② 1-2 1B		X FF 92 0-0 ②③ G4-6-3 1-2f		B SI 93 F FF 93 F SI 94 C SL 80 1-3 ② K		C FC 90 B FF 92 X CH 83 1-1 ① L9		5	1	2	0	0	1	3
3 Robert Andino, R (1, 6) OBP: 0.409, SLG: 0.417 (6, 4)	D FF 88 X FF 88 1-0 28 1B 17 2B 1-3 1B	B SL 79 B FF 89 1 SAFE X FF 89 2-0 ③ G4-3			B CH 78 C FF 88 B SL 76 X FF 90 2-1 28 HR 1B	C FF 94 B FF 93 B FF 93 B FF 93 B FF 93 4-1 28 1B BB		C FF 91 F FF 92 F FF 92 B FF 92 B FF 92 F FF 92 X SL 82 2-2 ② P2		4	2	2	0	1	0	2
28 Raul Ibanez, L (1, 7) OBP: 0.409, SLG: 0.756 76 Denny Almonte, S (6, PR) (7, 7)	C FF 88 1 SAFE B SL 80 S SL 78 X SL 82 1-2 17 2B 1-2 3-H 1B		B SL 79 C FF 92 X FF 93 1-1 ① F7		F FF 90 X FF 91 0-1 1-H HR	C FF 92 B FF 92 X FF 93 1-1 1-2 1B		C CH 82 B CU 79 F FC 93 F FF 92 B FF 92 F CH 83 S CU 80 2-3 ③ K		4 1	1 0	3 0	3 0	0 1	0 1	0 1
17 Justin Smoak, S (1, 3) OBP: 0.434, SLG: 0.796	F FF 91 B FF 90 S CH 80 F FF 92 X CH 81 1-2 1-3 2-H 2B		X FF 93 0-0 15 G4-3 2B		C SL 76 F CH 80 X SL 78 0-2 ① L4	C SL 78 B FF 92 F FF 93 S SL 80 1-3 ③ K			B CH 81 X FF 92 1-0 93 1B FC5-4 1B	5	0	3	1	0	1	2
15 Kyle Seager, L (1, 4) OBP: 0.364, SLG: 0.417 93 Chris Taylor, R (6, 6) OBP: 0.500, SLG: 0.500	S FF 92 B FF 92 D SL 80 C FF 92 C FF 91 2-3 ① K		F FF 92 F FF 93 D SL 82 X FF 93 1-2 ② G4-3 2-3		C SL 80 B SL 81 X FF 92 1-1 2B 3B		C SI 90 X SI 88 0-1 ① G5-3		C FF 91 B CH 82 S CH 82 X CH 83 1-2 FC5-4 1B	3 2	1 0	1 1	0 0	0 0	1 0	3 0
63 Jesus Montero, R (1, 2) OBP: 0.389, SLG: 0.618 Mike Dowd, R (2, 2) OBP: 0.200, SLG: 0.400	X FF 92 0-0 ② F9		F FF 93 F FF 92 S SL 82 0-3 ③ K2-3		X FF 90 0-0 3-H 2B		X SI 90 0-0 ② F7		C CH 84 X FF 92 0-1 ① FC5-4 7 FC5-4 1-2f 2-3	1 4	0 0	0 1	0 1	0 0	0 1	2 3
33 Casper Wells, R (1, 8) OBP: 0.245, SLG: 0.417	F FF 90 S FF 91 B FF 92 S FF 93 1-3 ③ K			S CH 80 B FF 91 S SL 77 F FF 92 B SL 81 C FF 92 2-3 ① K	D CH 80 D SL 80 S CH 81 D CH 82 C FF 92 X FF 92 3-2 ② P3		S SI 90 H SI 89 1-1 HBP		B CU 78 B FF 92 B CH 83 C FF 92 C FF 92 F FF 92 X FF 91 3-2 ② F7	4	0	0	0	0	2	5
7 Kelly Shoppach, R (1, 10) OBP: 0.351, SLG: 0.471		B FF 89 X FF 89 1-0 77 FC4-6 1B		C SL 76 X FF 93 0-1 77 1B 2B	C SL 78 F SL 79 F FF 92 S CH 82 0-3 ③ K		F CH 84 F SI 90 X SI 92 0-2 L7		X CH 82 0-0 ③ FC5-4 1-2f	5	0	2	0	0	1	4
77 Brad Miller, L (1, 5) OBP: 0.279, SLG: 0.500		F FF 88 S FF 91 X FF 92 0-2 ① FC4-6 55 CS 1-2f		S FF 92 B FF 93 B FF 90 F SL 79 F FF 92 X FF 92 2-2 55 G4-6-3 2-3 1B		C FF 91 F FF 92 C SL 79 0-3 ① K		S FF 91 F FF 92 X FF 92 0-2 E1		4	0	1	0	0	1	1
Inning Stats	R: 2 E: 0 K: 2 S: 16 H: 4 LOB: 2 BB: 0 P: 23	R: 0 E: 0 K: 0 S: 7 H: 2 LOB: 1 BB: 0 P: 13	R: 0 E: 0 K: 1 S: 9 H: 1 LOB: 1 BB: 0 P: 11	R: 0 E: 0 K: 1 S: 11 H: 2 LOB: 1 BB: 0 P: 15	R: 3 E: 0 K: 1 S: 17 H: 4 LOB: 1 BB: 0 P: 23	R: 0 E: 0 K: 3 S: 12 H: 1 LOB: 2 BB: 1 P: 19	R: 0 E: 0 K: 0 S: 7 H: 0 LOB: 1 BB: 0 P: 8	R: 0 E: 1 K: 1 S: 15 H: 0 LOB: 1 BB: 0 P: 20	R: 0 E: 0 K: 0 S: 11 H: 2 LOB: 2 BB: 0 P: 16	1B: 10 2B: 4 3B: 1 HR: 1	SF: 0 SAC: 0 DP: 1 HBP: 1	WP: 0 PB: 0 SB: 0 CS: 1	PA: 44				

PITCHER		IP	WLS	BF	H	R	ER	SO	BB	IBB	HBP	BLK	WP	HR	S	P	ERA	WHIP
26 Scott Kazmir, L ERA: 3.46	(1, 1)	5.0	W	26	13	5	5	5	0	0	0	0	0	1	60	85	9.00	2.600
52 Vinnie Pestano, R ERA: 3.86	(6, 1)	1.0		5	1	0	0	3	1	0	0	0	0	0	12	19	0.00	2.000
55 Matt Capps, R ERA: 3.0	(7, 1)	1.0		4	0	0	0	0	0	0	1	0	0	0	7	8	0.00	0.000
31 David Huff, L ERA: 4.7	(8, 1)	2.0		9	2	0	0	1	0	0	0	0	0	0	26	36	0.00	1.000

PITCHER	IP	WLS	BF	H	R	ER	SO	BB	IBB	HBP	BLK	WP	HR	S	P	ERA	WHIP

Chicago Cubs @ Cleveland Indians

Goodyear Ballpark, Goodyear, AZ

Sun Mar 24 2013, 4:06 PM - 6:48 PM EDT

Att. 7,007 - Sunny - 73 F

TOP

livebaseballscorecards.com

Batter	1	2	3	4	5	6	7	8	9	AB	R	H	RBI	BB	SO	LOB
20 Brent Lillibridge, R (1, 8)	B, X, 1-0, G4-3		X, 0-0, F9			X, 0-0, G4-3		X, 0-0, SF9, 2-3, 3-H		3	0	0	0	0	0	1
24 Luis Valbuena, L (8, PH)										0	0	0	1	0	0	0
OBP: 0.273, SLG: 0.320																
86 Trey Martin, R (8, 8)										0	0	0	0	0	0	0
30 Dioner Navarro, S (1, 10)	X, 0-0, F7			S, S, S, 0-3, K		X, 0-0, P5		X, 0-0, FC8-4, 51, 2B, 1-2f, 3-H		4	1	0	1	0	1	1
OBP: 0.311, SLG: 0.476																
44 Anthony Rizzo, L (1, 3)	X, 0-0, G4-3			X, 0-0, 12, 2B, 2B		X, 0-0, F7		X, 0-0, 1-H, 2B		3	1	1	0	0	0	0
OBP: 0.282, SLG: 0.351																
51 Steve Clevenger, L (7, 5)										1	0	1	1	0	0	0
OBP: 0.415, SLG: 0.500																
12 Alfonso Soriano, R (1, 7)		S, S, S, 0-3, K		X, 0-0, 13, G6-3, 2-H, 2B			X, 0-0, G5-3	X, 0-0, P6		4	0	1	1	0	1	1
OBP: 0.292, SLG: 0.578																
77 Reggie Golden, R (8, 7)										0	0	0	0	0	0	0
13 Starlin Castro, R (1, 6)		X, 0-0, G6-3		X, 0-0, G6-3, 2-3			X, 0-0, F7		S, S, S, 0-3, K	3	0	0	0	0	0	1
OBP: 0.444, SLG: 0.563																
74 Justin Bour, L (7, 3)										1	0	0	0	0	1	0
OBP: 0.333, SLG: 0.333																
21 Scott Hairston, R (1, 9)		X, 0-0, P4		X, 0-0, G5-3			X, 0-0, G6-3		X, 0-0, G5-3	4	0	0	0	0	0	1
OBP: 0.192, SLG: 0.340																
53 Welington Castillo, R (1, 2)			X, 0-0, F9		C, C, C, 0-3, K			B, B, B, B, 4-0, 6, BB, 15, 1B, 24, SF9, BB	S, S, S, 0-3, K	3	1	0	0	1	2	0
OBP: 0.298, SLG: 0.375																
15 Darwin Barney, R (1, 4)			X, 0-0, F8		X, 0-0, G5-3			X, 0-0, 24, SF9, 6, BB, 30, FC8-4, 1-2, 1B		3	1	1	0	0	0	0
OBP: 0.286, SLG: 0.379																
71 Jonathan Mota, R (8, 4)										0	0	0	0	0	0	0
6 Alberto Gonzalez, R (1, 5) (7, 6)			X, 0-0, 1B		X, 0-0, F8			B, B, B, B, 4-0, 30, FC8-4, 1-2, 2-3, BB		2	0	1	0	1	0	0
OBP: 0.350, SLG: 0.500																

	AB	R	H	RBI	BB	SO	LOB
	31	4	5	4	2	5	5

Inning Stats	1	2	3	4	5	6	7	8	9
R	0	0	0	1	0	0	0	3	0
E	0	0	0	0	0	0	0	0	0
K	0	1	0	1	1	0	0	0	2
S	3	5	4	7	5	3	3	5	7
H	0	0	1	2	0	0	0	2	0
LOB	0	0	1	1	0	0	0	1	0
BB	0	0	0	0	0	0	0	0	0
P	4	5	4	7	5	3	3	13	7

1B	2
2B	3
3B	0
HR	0
SF	1
SAC	0
DP	0
HBP	0
WP	0
PB	0
SB	0
CS	0
PA	34

PITCHER		IP	WLS	BF	H	R	ER	SO	BB	IBB	HBP	BLK	WP	HR	S	P	ERA	WHIP
30 Ubaldo Jiménez, R	(1, 1)	7.0	L	26	4	3	3	3	1	0	0	0	0	0	31	36	3.86	0.714
ERA: 4.62																		
37 Cody Allen, R	(8, 1)	1.0		5	1	1	1	0	1	0	0	0	0	0	4	8	9.00	2.000
ERA: 8.1																		
27 Bryan Shaw, R	(9, 1)	1.0		3	0	0	0	2	0	0	0	0	0	0	7	7	0.00	0.000
ERA: 1.0																		

PITCHER	IP	WLS	BF	H	R	ER	SO	BB	IBB	HBP	BLK	WP	HR	S	P	ERA	WHIP

BOTTOM

Chicago Cubs @ Cleveland Indians

Goodyear Ballpark, Goodyear, AZ

Sun Mar 24 2013, 4:06 PM - 6:48 PM EDT

Att. 7,007 - Sunny - 73 F

Batter	1	2	3	4	5	6	7	8	9	AB	R	H	RBI	BB	SO	LOB
24 Michael Bourn, L (1, 8) OBP: 0.273, SLG: 0.260	C C C 0-3 K		B B B B 4-0 4 FC5-4 BB			x 0-0 F7		x 0-0 G3 1-2 2-3		2	0	0	0	1	1	0
1 Ezequiel Carrera, L (7, 8) OBP: 0.367, SLG: 0.372										1	0	0	0	0	0	2
4 Mike Aviles, R (1, 6) (8, 7) OBP: 0.333, SLG: 0.381	x 0-0 22 G6-3 1B		x 0-0 FC5-4 1-2f			x 0-0 G6-3		x 0-0 2-H 3-H 1B		4	0	2	2	0	0	1
22 Jason Kipnis, L (1, 4) OBP: 0.196, SLG: 0.238	x 0-0 G6-3 1-2f			x 0-0 F9		S S S 0-3 K2-3		x 0-0 F9		3	0	0	0	0	1	1
9 Ryan Raburn, R (7, 4) OBP: 0.479, SLG: 0.795										1	0	0	0	0	0	1
33 Nick Swisher, S (1, 3) OBP: 0.500, SLG: 0.659		B B B B 4-0 23 BB BB		x 0-0 23 FC4-6 1B			x 0-0 L4		x 0-0 73 1B 40 1B 2B	2	0	1	0	1	0	0
71 Chris McGuiness, L (8, 3) OBP: 0.267, SLG: 0.244										1	1	1	0	0	0	0
23 Michael Brantley, L (1, 7) OBP: 0.444, SLG: 0.636		B 1 B B B 4-0 SAFE 1-2 BB		x 0-0 FC4-6 1-2f			x 0-0 F7		x 0-0 P6	2	0	0	0	1	0	1
82 Luis Hernandez, S (8, 6) OBP: 0.256, SLG: 0.222										1	0	0	0	0	0	1
41 Carlos Santana, S (1, 2) OBP: 0.348, SLG: 0.400		x 0-0 F8		x 0-0 F7			x 0-0 P2		x 0-0 40 1B 2-3 1B	3	0	0	0	0	0	2
73 Brian Jeroloman, L (8, 2) OBP: 0.292, SLG: 0.200										1	0	1	0	0	0	0
12 Mark Reynolds, R (1, 10) OBP: 0.396, SLG: 0.651		S S S 0-3 K		x 0-0 G5-3				x 0-0 F9	x 0-0 1-2 3-H 1B	3	0	0	0	0	1	1
40 Yan Gomes, R (9, PH) OBP: 0.467, SLG: 0.704										1	0	1	1	0	0	0
8 Lonnie Chisenhall, L (1, 5) OBP: 0.473, SLG: 0.745			S S S 0-3 K	x 0-0 G6-3				x 0-0 1 G3 4 1B 11 BB 1B	S S S 0-3 K	3	0	1	0	0	1	0
89 Matt Antonelli, R (8, PR) (9, 5) OBP: 0.500, SLG: 0.400										0	1	0	0	0	0	0
46 Cord Phelps, S (9, PH) OBP: 0.455, SLG: 0.688										1	0	0	0	0	1	2
11 Drew Stubbs, R (1, 9) OBP: 0.288, SLG: 0.354			x 0-0 F7	x 0-0 G6-3				B B B B 4-0 1-2 1 G3 4 1B BB	S S S 0-3 K	2	0	0	0	1	0	0
91 Tyler Holt, R (8, PR) (9, 9) OBP: 0.429, SLG: 0.500										1	1	0	0	0	1	2
Inning Stats	R: 0 E: 0 K: 1 S: 5 H: 1 LOB: 0 BB: 0 P: 5	R: 0 E: 0 K: 1 S: 4 H: 0 LOB: 1 BB: 2 P: 12	R: 0 E: 0 K: 1 S: 5 H: 0 LOB: 1 BB: 1 P: 9	R: 0 E: 0 K: 0 S: 4 H: 1 LOB: 1 BB: 0 P: 4	R: 0 E: 0 K: 0 S: 3 H: 0 LOB: 0 BB: 0 P: 3	R: 0 E: 0 K: 1 S: 5 H: 0 LOB: 0 BB: 0 P: 5	R: 0 E: 0 K: 0 S: 3 H: 0 LOB: 0 BB: 0 P: 3	R: 2 E: 0 K: 0 S: 5 H: 2 LOB: 1 BB: 1 P: 9	R: 1 E: 0 K: 2 S: 10 H: 3 LOB: 2 BB: 0 P: 10	1B: 6 2B: 1 3B: 0 HR: 0	SF: 0 SAC: 0 DP: 1 HBP: 0						

livebaseballscorecards.com

AB	32
R	3
H	7
RBI	3
BB	4
SO	6
LOB	14

WP: 0 PB: 0 SB: 0 CS: 0 PA: 36

PITCHER		IP	WLS	BF	H	R	ER	SO	BB	IBB	HBP	BLK	WP	HR	S	P	ERA	WHIP
18 Chris Rusin, L ERA: 1.93	(1, 1)	5.1	W	19	2	0	0	3	3	0	0	0	0	0	22	34	0.00	0.938
28 Michael Bowden, R ERA: 1.74	(6, 1)	1.2	H	5	0	0	0	1	0	0	0	0	0	0	7	7	0.00	0.000
27 Casey Coleman, R ERA: 2.57	(8, 1)	0.2		4	1	2	2	0	1	0	0	0	0	0	3	7	27.00	3.000
63 Zach Putnam, R ERA: 3.0	(8, 1)	0.1	H	2	1	0	0	0	0	0	0	0	0	0	2	2	0.00	3.000
60 Jensen Lewis, R ERA: 6.14	(9, 1)	1.0	S	6	3	1	1	2	0	0	0	0	0	0	10	10	9.00	3.000

PITCHER	IP	WLS	BF	H	R	ER	SO	BB	IBB	HBP	BLK	WP	HR	S	P	ERA	WHIP

Batter	1	2	3	4	5	6	7	8	9	AB	R	H	RBI	BB	SO	LOB
24 Michael Bourn, L (1, 8) OBP: 0.288, SLG: 0.315	0-0 11 G6-3 22 G4-3 2B		0-3 K	0-0 11 G5-3 1-3 2B			0-0 F7		0-0 G6-3	4	1	2	0	0	1	0
68 Omir Santos, R (7, 2) OBP: 0.417, SLG: 0.696										1	0	0	0	0	0	0
11 Drew Stubbs, R (1, 9) OBP: 0.286, SLG: 0.365	0-0 G6-3 2-3		0-0 22 1B 2B	0-0 G5-3 2-3 3-H			0-3 K		0-3 K2-3	4	1	1	1	0	1	2
85 Anthony Gallas, R (7, 9)										1	0	0	0	0	1	0
22 Jason Kipnis, L (1, 4) OBP: 0.200, SLG: 0.239	0-0 G4-3 3-H		0-0 23 FC3-6 33 1B 2-H 1B	0-0 F8			0-3 K		0-0 G1-3	4	0	1	2	0	1	1
95 Tony Wolters, L (7, 4) OBP: 0.300, SLG: 0.125										1	0	0	0	0	0	0
33 Nick Swisher, S (1, 10) OBP: 0.500, SLG: 0.638	0-0 G5-3		0-0 23 FC3-6 1-2 1B		0-0 G6-3			BBB 4-0 23 1B 12 2B BB		3	0	1	0	1	0	0
88 Delvi Cid, R (8, PR) OBP: 0.333, SLG: 1.000										0	1	0	0	0	0	0
(8, 10)																
23 Michael Brantley, L (1, 7) OBP: 0.450, SLG: 0.622		0-0 8 1B 8 S 1B	0-0 FC3-6 12 1B 1-2f 2-3		0-0 G4-3			0-0 12 2B 1-2 1B		4	0	2	0	0	0	2
90 Carlos Moncrief, L (8, PR) OBP: 0.429, SLG: 1.000										0	0	0	0	0	0	0
(8, 7)																
12 Mark Reynolds, R (1, 3) OBP: 0.404, SLG: 0.660		0-3 K	0-0 1-2 1B		0-3 K			0-0 1-3 2-H 2B		4	0	2	1	0	2	1
91 Adam Abraham, R (8, PR)										0	0	0	0	0	0	0
(8, 3)																
8 Lonnie Chisenhall, L (1, 5) OBP: 0.475, SLG: 0.725	B 1-0 1-3 1B	0-0 F7				0-0 6 G6-4-3 1B		0-3 K2-3		4	0	2	0	0	1	6
89 Ryan Rohlinger, R (8, 5) OBP: 0.286, SLG: 0.091										0	0	0	0	0	0	0
6 Lou Marson, R (1, 2) OBP: 0.471, SLG: 0.308	0-0 L4		0-0 24 2B 11 G5-3 1B			0-0 G6-4-3 1-2f		0-0 F7		3	1	1	0	0	0	3
93 Logan Vick, L (7, 8)										1	0	0	0	0	0	3
82 Luis Hernandez, S (1, 6) OBP: 0.233, SLG: 0.200	0-0 G5-3		0-0 F8			0-0 G4-3		0-3 K		4	0	0	0	0	1	6
Inning Stats	R: 1 E: 0 K: 0 S: 4 H: 1 LOB: 0 BB: 0 P: 4	R: 0 E: 0 K: 1 S: 7 H: 2 LOB: 2 BB: 0 P: 8	R: 1 E: 0 K: 1 S: 9 H: 4 LOB: 3 BB: 0 P: 9	R: 1 E: 0 K: 0 S: 5 H: 2 LOB: 1 BB: 0 P: 5	R: 0 E: 0 K: 1 S: 5 H: 0 LOB: 0 BB: 0 P: 5	R: 0 E: 0 K: 0 S: 3 H: 1 LOB: 0 BB: 0 P: 3	R: 0 E: 0 K: 2 S: 7 H: 0 LOB: 0 BB: 0 P: 7	R: 1 E: 0 K: 2 S: 9 H: 2 LOB: 3 BB: 1 P: 13	R: 0 E: 0 K: 1 S: 5 H: 0 LOB: 0 BB: 0 P: 5	1B: 8 2B: 4 3B: 0 HR: 0	SF: 0 SAC: 0 DP: 1 HBP: 0						

TOP

Cleveland Indians @ Colorado Rockies

Salt River Fields at Talking Stick, Scottsdale, AZ

Mon Mar 25 2013, 10:16 PM - 1:20 AM EDT

Att. 11,469 - Clear - 79 F

livebaseballscorecards.com

AB	38
R	4
H	12
RBI	4
BB	1
SO	8
LOB	24

PITCHER		IP	WLS	BF	H	R	ER	SO	BB	IBB	HBP	BLK	WP	HR	S	P	ERA	WHIP
26 Jeff Francis, L ERA: 2.7	(1, 1)	5.0	W	24	9	3	3	3	0	0	0	0	0	0	30	31	5.40	1.800
59 Wilton Lopez, R ERA: 3.38	(6, 1)	1.0		3	1	0	0	0	0	0	0	0	0	0	3	3	0.00	1.000
34 Matt Belisle, R ERA: 5.06	(7, 1)	1.0		3	0	0	0	2	0	0	0	0	0	0	7	7	0.00	0.000
49 Rex Brothers, L ERA: 1.13	(8, 1)	1.0		6	2	1	1	2	1	0	0	0	0	0	9	13	9.00	3.000
Josh Outman, L ERA: 1.93	(9, 1)	1.0		3	0	0	0	1	0	0	0	0	0	0	5	5	0.00	0.000

PITCHER	IP	WLS	BF	H	R	ER	SO	BB	IBB	HBP	BLK	WP	HR	S	P	ERA	WHIP

WP: 0 PB: 0 SB: 1 CS: 0 PA: 39

BOTTOM

Cleveland Indians @ Colorado Rockies

Salt River Fields at Talking Stick, Scottsdale, AZ

Mon Mar 25 2013, 10:16 PM - 1:20 AM EDT

Att. 11,469 - Clear - 79 F

livebaseballscorecards.com

Batter	1	2	3	4	5	6	7	8	9	AB	R	H	RBI	BB	SO	LOB
Dexter Fowler, S (1, 8) OBP: 0.417, SLG: 0.705	F7	14 2B; 5 1B; 1-2; 1B	14 2B; 1B	14 1B; 1 SF9; 1-H; 3-H; 2B	K		K			6	2	3	2	0	2	2
14 Josh Rutledge, R (1, 4) OBP: 0.300, SLG: 0.469										4	2	4	1	0	0	0
9 DJ LeMahieu, R (7, PH) OBP: 0.310, SLG: 0.342 (8, 4)	2 1B; HBP	5 1B; 2 FC5-4; 1-3; 2-H; 2B	1-3; 2B	2-3; 1B		2 BB; 1 BB; 3 G3; 1B	G5-3			1	0	0	0	0	0	0
5 Carlos González, L (1, 7) OBP: 0.395, SLG: 0.485	K	2 FC5-4; 2-3; 3-H; 1B	K	SF9; 3-H		3 G3; 2 BB; 1-2; 3B; BB	K			3	0	1	1	0	2	3
1 Eric Young Jr., S (4, PH) OBP: 0.375, SLG: 0.364 (5, 7)										1	1	0	1	1	1	0
2 Troy Tulowitzki, R (1, 6) OBP: 0.294, SLG: 0.400	1-2; 1B	FC5-4; 17 1B; 20 1B; 1-2f; 3-H	G5-3	K		3 G3; 1-2; 2-3; 3B; BB		G4-3		4	2	1	1	1	1	4
16 Reid Brignac, L (7, 6) OBP: 0.393, SLG: 0.458										1	0	0	0	0	0	0
3 Michael Cuddyer, R (1, 9) OBP: 0.339, SLG: 0.415 (6, 3)	F8	F7		17 1B; 20 1B; 1B	HR	G3; 1-2; 2-3; 3-H		15 1B; 1B; 37 SF9; BB		5	3	2	2	1	0	5
17 Todd Helton, L (1, 3) OBP: 0.519, SLG: 0.783	4 HR; 20 1B; 1B			4 F8; 20 1B; 26 1B; 1-3; 1B	4 1B; 2B	20 2B; 2-H; 3-H; 3B		37 SF9; 15 1B; 1-2; 1B		4	2	4	0	0	0	0
Charlie Blackmon, L (6, 9) OBP: 0.516, SLG: 0.692	1-2; 1B									2	1	2	2	0	0	0
20 Wilin Rosario, R (1, 2) OBP: 0.432, SLG: 0.805	4 HR; 1-2; 1B			26 1B; 4 F8; 1-2; 2B; 1B	F8	4 1B; 3-H; 2B		1-2; 2-3; 1B		5	2	4	3	0	0	1
15 Jordan Pacheco, R (8, 2) OBP: 0.442, SLG: 0.425	1-2; 2-H; 1B									1	0	1	0	0	0	0
4 Chris Nelson, R (1, 5) OBP: 0.319, SLG: 0.386	1-1; 1-H; 2-H; HR			F8; 1-2; 2-3	2-3; 1B	28 G6-4-3; 2-3; 1B		SF9; 2-3; 3-H		5	1	3	3	0	0	4
34 Matt Belisle, R (7, 1)										0	0	0	0	0	0	0
49 Rex Brothers, L (8, 1)										0	0	0	0	0	0	0
37 James Skelton, L (8, PH)		G4-3								0	0	0	1	0	0	0
Josh Outman, L (9, 1)										0	0	0	0	0	0	0
26 Jeff Francis, L (1, 1) OBP: 0.286, SLG: 0.167		14 2B; 1B; BB	G4-3	2B; 2-3; 3-H; 1B	K	G6-4-3; 1-2f		K		3	2	1	1	1	1	2
59 Wilton Lopez, R (6, 1)										0	0	0	0	0	0	0
28 Nolan Arenado, R (6, PH) OBP: 0.319, SLG: 0.660 (7, 5)										2	0	0	0	0	1	4

Inning Stats	1	2	3	4	5	6	7	8	9
	R: 0 E: 0 K: 1 S: 6	H: 1 LOB: 2 BB: 0 P: 7	R: 7 E: 0 K: 0 S: 12	H: 8 LOB: 2 BB: 1 P: 17	R: 0 E: 0 K: 1 S: 7	H: 2 LOB: 2 BB: 0 P: 7	R: 5 E: 0 K: 1 S: 11	H: 6 LOB: 1 BB: 0 P: 11	R: 1 E: 0 K: 2 S: 10	H: 3 LOB: 2 BB: 0 P: 11	R: 4 E: 0 K: 0 S: 6	H: 4 LOB: 1 BB: 2 P: 14	R: 0 E: 0 K: 2 S: 7	H: 0 LOB: 0 BB: 0 P: 7	R: 1 E: 0 K: 1 S: 7	H: 2 LOB: 2 BB: 1 P: 11

1B: 18	SF: 2	WP: 0
2B: 5	SAC: 0	PB: 0
3B: 1	DP: 1	SB: 0
HR: 2	HBP: 1	CS: 0

PA: 54

AB	47
R	18
H	26
RBI	18
BB	4
SO	8
LOB	25

PITCHER		IP	WLS	BF	H	R	ER	SO	BB	IBB	HBP	BLK	WP	HR	S	P	ERA	WHIP
39 Brett Myers, R ERA: 11.25	(1, 1)	3.1	L	26	14	10	10	2	1	0	1	0	0	1	29	35	27.00	4.500
31 David Huff, L ERA: 5.82	(4, 1)	1.2		11	6	3	3	3	0	0	0	0	0	1	17	18	16.20	3.600
53 Rich Hill, L ERA: 4.5	(6, 1)	0.1		5	2	4	4	0	2	0	0	0	0	0	3	11	108.00	12.000
38 Joe Smith, R ERA: 2.35	(6, 1)	1.2		6	2	0	0	2	0	0	0	0	0	0	10	10	0.00	1.200
32 Matt Albers, R ERA: 9.0	(8, 1)	1.0		6	2	1	1	1	1	0	0	0	0	0	7	11	9.00	3.000

PITCHER		IP	WLS	BF	H	R	ER	SO	BB	IBB	HBP	BLK	WP	HR	S	P	ERA	WHIP

Batter	1	2	3	4	5	6	7	8	9	10	AB	R	H	RBI	BB	SO	LOB
28 Eric Sogard, L (1, 4) OBP: 0.558, SLG: 0.739 29 Scott Sizemore, R (5, 4) OBP: 0.367, SLG: 0.298	SSS 0-3 ① K	x 0-0 ① P6	x 0-0 ① 8 F8 52 HR 1-H 2B	x 0-0 E5 3 G6-3	x 0-0 ③ L6		3 1 1 1 0 1 0 2 0 0 0 0 0 2
8 Jed Lowrie, S (1, 6) OBP: 0.415, SLG: 0.600 3 Hiroyuki Nakajima, R (5, 6) OBP: 0.286, SLG: 0.190 Tyler Ladendorf, R (10, PR) (10, 6)	x 0-0 ② L7	x 0-0 16 FC1-5-4 1B	x 0-0 ① F8 2-3	x 0-0 ②③ G6-3 1-2f		x 0-0 10 1B 81 SH5-3 1B	3 0 1 0 0 0 1 2 0 1 0 0 0 1 0 1 0 0 0 0 0
16 Josh Reddick, L (1, 9) OBP: 0.380, SLG: 0.605 81 Johnni Turbo, R (8, 7)	x 0-0 37 2B 3B	x 0-0 ② FC1-5-4 1-2f	SSS 0-3 ② K	x 0-0 ① F8	x 0-0 ① SH5-3 1-2		4 1 1 0 0 1 2 0 0 0 0 0 0 0
52 Yoenis Cespedes, R (1, 7) OBP: 0.368, SLG: 0.551 92 Chad Oberacker, L (5, 7) (8, 9)	BBBB 4-0 37 2B 15 WP BB	CCC 0-3 ③ K	x 0-0 3-H HR	x 0-0 ② F7	x 0-0 ② L7		2 2 1 2 1 1 1 2 0 0 0 0 0 1
37 Brandon Moss, L (1, 3) OBP: 0.365, SLG: 0.469 7 Nate Freiman, R (5, 3) OBP: 0.277, SLG: 0.378	x 0-0 15 WP 1-3 3-H 2B	x 0-0 ① F7	x 0-0 ③ L6	CCC 0-3 ③ K	H 1-0 10 1B 71 BB HBP		3 0 1 1 0 0 0 1 1 0 0 0 1 0
15 Seth Smith, L (1, 10) OBP: 0.360, SLG: 0.500 10 Daric Barton, L (9, PH) OBP: 0.438, SLG: 0.265 (9, 10)	BX 1-0 ③ G4-3 2-3 3-H	x 0-0 ② G4-3	x 0-0 ① G4-3	SSS 0-3 ① K	x 0-0 71 BB 12 BB 1-3 2-H 1B		3 0 0 0 0 0 1 2 0 1 1 0 1 0
20 Josh Donaldson, R (1, 5) OBP: 0.397, SLG: 0.560 12 Andy Parrino, S (6, 5) OBP: 0.447, SLG: 0.606	x 0-0 5 CS 1B	x 0-0 5 BLK 1B	x 0-0 ② G4-3	x 0-0 ② G4-3	BBBB 4-0 71 BB 1-2 BB		3 0 2 0 0 0 0 1 0 0 0 1 0 0
5 John Jaso, L (1, 2) OBP: 0.318, SLG: 0.405 71 Luke Montz, R (8, 2) OBP: 0.200, SLG: 0.273	1 BBBB SAFE 4-0 ① 32 FC6-4-3 1-2 BB	x 0-0 ③ G4-1 1-2	x 0-0 ③ G6-3	x 0-0 32 1B 1B	BBBB 4-0 32 FC6-4 1-2 2-3 3-H BB		2 0 0 0 1 0 1 1 0 1 1 1 0 0
32 Michael Choice, R (1, 8) OBP: 0.346, SLG: 0.458	x 0-0 ②③ FC6-4-3 1-2	x 0-0 28 2B 1B	SSS 0-3 ① FC	x 0-0 ③ FC6-4 1-2f 1B			5 1 2 0 0 0 4
Inning Stats	R: 2 H: 2 E: 0 LOB: 1 K: 1 BB: 1 S: 7 P: 12	R: 0 H: 1 E: 0 LOB: 0 K: 0 BB: 1 S: 2 P: 6	R: 0 H: 1 E: 0 LOB: 1 K: 1 BB: 0 S: 6 P: 6	R: 0 H: 1 E: 0 LOB: 1 K: 0 BB: 0 S: 4 P: 4	R: 3 H: 3 E: 0 LOB: 0 K: 1 BB: 0 S: 8 P: 8	R: 0 H: 0 E: 0 LOB: 0 K: 0 BB: 0 S: 3 P: 3	R: 0 H: 0 E: 1 LOB: 0 K: 0 BB: 0 S: 5 P: 5	R: 0 H: 0 E: 0 LOB: 0 K: 1 BB: 0 S: 5 P: 5	R: 0 H: 2 E: 0 LOB: 2 K: 1 BB: 0 S: 7 P: 7	R: 2 H: 2 E: 0 LOB: 3 K: 0 BB: 2 S: 5 P: 14	1B: 8 SF: 0 2B: 2 SAC: 1 3B: 1 DP: 2 HR: 1 HBP: 1						

PITCHER		IP	WLS	BF	H	R	ER	SO	BB	IBB	HBP	BLK	WP	HR	S	P	ERA	WHIP
34 Zach McAllister, R ERA: 5.85	(1, 1)	5.2		25	8	5	5	3	2	0	0	1	1	1	29	38	7.94	1.765
50 Nick Hagadone, L ERA:	(6, 1)	0.1		1	0	0	0	0	0	0	0	0	0	0	1	1	0.00	0.000
54 Chris Perez, R ERA:	(7, 1)	1.0		3	0	0	0	1	0	0	0	0	0	0	5	5	0.00	0.000
80 Jerry Gil, R ERA: 3.38	(8, 1)	2.0		8	2	0	0	2	0	0	0	0	0	0	12	12	0.00	1.000
90 Jose Flores, R ERA: 18.0	(10, 1)	1.0	L	8	2	2	2	0	2	0	1	0	0	0	5	14	18.00	4.000

PITCHER	IP	WLS	BF	H	R	ER	SO	BB	IBB	HBP	BLK	WP	HR	S	P	ERA	WHIP

TOP

Oakland Athletics @ Cleveland Indians

Goodyear Ballpark, Goodyear, AZ

Tue Mar 26 2013, 4:07 PM - 7:12 PM EDT

Att. 3,512 - Partly Cloudy - 81 F

livebaseballscorecards.com

AB	39
R	7
H	12
RBI	6
BB	4
SO	5
LOB	14

WP: 1 PA: 45
PB: 0
SB: 0
CS: 1

Oakland Athletics @ Cleveland Indians

Goodyear Ballpark, Goodyear, AZ

Tue Mar 26 2013, 4:07 PM - 7:12 PM EDT

Att. 3,512 - Partly Cloudy - 81 F

livebaseballscorecards.com

Batter	1	2	3	4	5	6	7	8	9	10	AB	R	H	RBI	BB	SO	LOB
84 Francisco Lindor, S (1, 6) OBP: 0.320, SLG: 0.417	G5-3		41 G4-3 2B		G6-3		F9		K 1-2 3-H		5	0	1	0	0	1	1
4 Mike Aviles, R (1, 7) OBP: 0.320, SLG: 0.440	41 SF8 3B		G6-3		G6-3			K	P6		4	1	1	0	0	1	1
73 Brian Jeroloman, L (9, 2) OBP: 0.280, SLG: 0.190											1	0	0	0	0	0	1
41 Carlos Santana, S (1, 2) OBP: 0.333, SLG: 0.391	SF8 3-H		G4-3 2-3		G4-3			1B		86 SH5-4 93 G4-3 2B	3	0	1	1	0	0	1
89 Bryson Myles, R (8, PR) OBP: 1.000, SLG: 2.000 (9, 7) (10, 8)											1	1	1	0	0	0	0
83 Matt Carson, R (1, 10) OBP: 0.354, SLG: 0.525	K		FC8			G6-3		P6		93 G4-3 86 SH5-4 BB	4	0	0	0	1	1	2
9 Ryan Raburn, R (1, 9) OBP: 0.481, SLG: 0.833		F9		HR		93 FC3-6 BB		P4		SH5-4 1-2 2-3	3	1	1	1	1	0	1
86 Justin Toole, R (9, 9)											0	0	0	0	0	0	0
93 Jordan Henry, L (1, 8) OBP: 0.500, SLG: 0.500		G3		86 S 1B		FC3-6 89 S 1-2f			K	G4-3 2-3 3-H	3	0	1	0	0	0	1
93 Todd Hankins, R (9, PH) (10, 7)											2	0	0	1	0	1	1
89 Gio Urshela, R (1, 5) OBP: 0.200, SLG: 0.200		E7 86 1B 1B		FC8		F9 1-2			86 WP 86 1B 1B	G6-3	3	1	1	0	0	0	2
92 Chun-Hsiu Chen, R (9, PH) OBP: 0.500, SLG: 0.500 (10, 3)											2	1	1	0	0	0	1
86 José Ramírez, S (1, 4) OBP: 0.444, SLG: 0.556	2-H 1B			FC8 1-2			G4-3		89 1B 84 WP 1-H 1B		4	1	2	2	0	0	1
85 Jerrud Sabourin, L (1, 3)											3	0	0	0	0	0	2
89 Ryan Rohlinger, R (9, PH) OBP: 0.333, SLG: 0.167 (10, 5)	G4-3			G5-3			G4-3		84 WP 1-3 1B		1	0	1	0	0	0	0

Inning Stats										
	R: 1 H: 1 E: 0 LOB: 0 K: 1 BB: 0 S: 6 P: 6	R: 1 H: 2 E: 1 LOB: 1 K: 0 BB: 0 S: 5 P: 5	R: 0 H: 1 E: 0 LOB: 1 K: 0 BB: 0 S: 4 P: 4	R: 1 H: 2 E: 0 LOB: 1 K: 0 BB: 0 S: 6 P: 10	R: 0 H: 0 E: 0 LOB: 0 K: 0 BB: 0 S: 3 P: 3	R: 0 H: 0 E: 0 LOB: 1 K: 0 BB: 1 S: 3 P: 8	R: 0 H: 0 E: 0 LOB: 0 K: 0 BB: 0 S: 3 P: 3	R: 0 H: 1 E: 0 LOB: 1 K: 1 BB: 0 S: 6 P: 6	R: 2 H: 3 E: 0 LOB: 1 K: 2 BB: 0 S: 11 P: 11	R: 1 H: 1 E: 0 LOB: 1 K: 0 BB: 1 S: 4 P: 8

PITCHER	IP	WLS	BF	H	R	ER	SO	BB	IBB	HBP	BLK	WP	HR	S	P	ERA	WHIP
49 Brett Anderson, L (1, 1) ERA: 6.75	5.1		23	6	3	2	1	1	0	0	0	0	1	25	33	3.38	1.312
58 Evan Scribner, R (6, 1) ERA: 6.3	0.2	H	2	0	0	0	0	0	0	0	0	0	0	2	3	0.00	0.000
50 Grant Balfour, R (7, 1) ERA:	1.0	H	3	0	0	0	0	0	0	0	0	0	0	3	3	0.00	0.000
77 Jordan Norberto, L (8, 1) ERA: 4.82	1.0	H	4	1	0	0	1	0	0	0	0	0	0	6	6	0.00	1.000
54 Travis Blackley, L (9, 1) ERA: 14.21	2.0	W	11	4	3	3	2	1	0	0	0	2	0	15	19	13.50	2.500

PITCHER	IP	WLS	BF	H	R	ER	SO	BB	IBB	HBP	BLK	WP	HR	S	P	ERA	WHIP

AB	39
R	6
H	11
RBI	5
BB	2
SO	4
LOB	15

1B: 7	SF: 1	WP: 2	PA: 43
2B: 2	SAC: 1	PB: 0	
3B: 1	DP: 0	SB: 2	
HR: 1	HBP: 0	CS: 0	

Cleveland Indians @ Chicago White Sox

Camelback Ranch, Glendale, AZ

Wed Mar 27 2013, 3:08 PM - 5:56 PM EDT

Att. 6,586 - Cloudy - 79 F

livebaseballscorecards.com

TOP

Batter	1	2	3	4	5	6	7	8	9	AB	R	H	RBI	BB	SO	LOB
24 Michael Bourn, L (1, 8) OBP: 0.290, SLG: 0.316	G1-3			22 S 1B		F8		95 FC2-5 90 BB 1B	K	3	0	1	0	0	0	1
83 Matt Carson, R (6, 8) OBP: 0.360, SLG: 0.524										2	0	1	0	0	1	1
11 Drew Stubbs, R (1, 9) OBP: 0.288, SLG: 0.364	F7			F8		22 2B 33 WP 1-2 1B		86 PB 95 FC2-5 86 1B 1-2 BB		3	1	1	0	0	0	1
90 Carlos Moncrief, L (6, 9) OBP: 0.500, SLG: 1.000										0	1	0	0	1	0	0
22 Jason Kipnis, L (1, 4) OBP: 0.208, SLG: 0.265	F8			K 1-2		33 WP 1-3 2-H 2B		FC2-5 86 PB 86 1B 1-2 2-3f		3	0	1	1	0	1	1
95 Tony Wolters, L (6, 4) OBP: 0.273, SLG: 0.111										1	1	0	0	0	0	2
33 Nick Swisher, S (1, 3) OBP: 0.491, SLG: 0.612		BB 23 L5-3		K		K 2-3 3-H		1B 1-H 2-H		2	0	0	0	1	2	2
86 Erik González, R (6, 3) OBP: 1.000, SLG: 1.000										1	0	1	2	0	0	0
23 Michael Brantley, L (1, 7) OBP: 0.419, SLG: 0.575		L5-3 1-1			L1-3	G3		BB		3	0	0	0	0	0	2
91 Tyler Holt, R (6, 7) OBP: 0.500, SLG: 0.500										0	0	0	0	1	0	0
12 Mark Reynolds, R (1, 10) OBP: 0.382, SLG: 0.620		G5-3			K		G4-3	G6-3		3	0	0	0	0	1	0
89 Jordan Smith, L (8, PH) (8, 10)										1	0	0	0	0	0	1
8 Lonnie Chisenhall, L (1, 5) OBP: 0.484, SLG: 0.722			G4-3		1B		4 G1-3 4 WP 1B		G4-3	3	0	2	0	0	0	0
91 Joey Wendle, L (7, PR) (7, 5)										1	0	0	0	0	0	0
4 Mike Aviles, R (1, 6) OBP: 0.286, SLG: 0.393			F7		F7		G1-3 1-3		G4-3	3	0	0	0	0	0	2
82 Luis Hernandez, S (7, 6) OBP: 0.227, SLG: 0.195										1	0	0	0	0	0	0
6 Lou Marson, R (1, 2) OBP: 0.459, SLG: 0.310			G1-3			11 1B 22 2B 1B	F8		BB	3	1	1	0	0	0	2
68 Omir Santos, R (7, 2) OBP: 0.440, SLG: 0.696										0	0	0	0	1	0	0

	AB	33
	R	4
	H	8
	RBI	3
	BB	4
	SO	5
	LOB	15

Inning Stats	1	2	3	4	5	6	7	8	9	1B: 7	SF: 0	WP: 2	PA: 37
R:	0	0	0	0	0	2	0	2	0	2B: 2	SAC: 0	PB: 1	
E:	0	0	0	0	0	0	0	0	0	3B: 0	DP: 1	SB: 1	
K:	0	0	0	2	1	1	0	0	1	HR: 0	HBP: 0	CS: 0	
S:	3	2	3	8	6	8	4	4	5				
H:	0	0	0	1	1	3	1	2	0				
LOB:	0	0	0	1	1	2	1	1	0				
BB:	0	1	0	0	0	0	0	0	1				
P:	3	6	3	8	6	9	5	13	9				

PITCHER		IP	WLS	BF	H	R	ER	SO	BB	IBB	HBP	BLK	WP	HR	S	P	ERA	WHIP
88 Matt Zaleski, R	(1, 1)	2.0		6	0	0	0	0	1	0	0	0	0	0	5	9	0.00	0.500
ERA: 3.0																		
48 Brian Omogrosso, R	(3, 1)	1.0		3	0	0	0	0	0	0	0	0	0	0	3	3	0.00	0.000
ERA:																		
60 Jeff Gray, R	(4, 1)	2.0		8	2	0	0	3	0	0	0	0	0	0	14	14	0.00	1.000
ERA: 4.63																		
26 Jesse Crain, R	(6, 1)	1.0	B	6	3	2	2	1	0	0	0	0	1	0	8	9	18.00	3.000
ERA: 16.88																		
37 Matt Thornton, L	(7, 1)	1.0		4	1	0	0	0	0	0	0	0	1	0	4	5	0.00	1.000
ERA: 10.8																		

PITCHER		IP	WLS	BF	H	R	ER	SO	BB	IBB	HBP	BLK	WP	HR	S	P	ERA	WHIP
40 Ramon Troncoso, R	(8, 1)	1.0		6	2	2	1	0	2	0	0	0	0	0	4	13	9.00	4.000
ERA: 3.65																		
90 Daniel Webb, R	(9, 1)	1.0	W	4	0	0	0	1	1	0	0	0	0	0	5	9	0.00	1.000
ERA:																		

BOTTOM

Cleveland Indians @ Chicago White Sox

Camelback Ranch, Glendale, AZ

Wed Mar 27 2013, 3:08 PM - 5:56 PM EDT

Att. 6,586 - Cloudy - 79 F

livebaseballscorecards.com

Batter	1	2	3	4	5	6	7	8	9	AB	R	H	RBI	BB	SO	LOB
30 Alejandro De Aza, L (1, 8) OBP: 0.382, SLG: 0.500	F9		F7		7 E 1B 1-2 3-H		K		SH 74 BB 1-2 2-3	3	0	1	1	0	0	0
82 Keenyn Walker, S (7, 8) OBP: 0.320, SLG: 0.391										1	0	0	0	0	1	0
7 Jeff Keppinger, R (1, 5) OBP: 0.519, SLG: 0.556	G5-3		K		E6 1-2 2-3		K		BB 1-2 2-3 3-H	3	0	0	0	0	1	2
74 Steve Tolleson, R (7, 5) OBP: 0.375, SLG: 0.462										1	0	0	1	1	1	0
24 Dayan Viciedo, R (1, 7) OBP: 0.302, SLG: 0.541	K			K	F8			K		3	0	0	0	0	2	3
76 Stefan Gartrell, R (7, 7) OBP: 0.316, SLG: 0.412										1	0	0	0	0	1	0
44 Adam Dunn, L (1, 10) OBP: 0.338, SLG: 0.389		G1		G3	G4-3			P5		3	0	0	0	0	0	3
39 Bryan Anderson, L (8, PH) OBP: 0.421, SLG: 0.412										1	0	0	0	0	0	0
(9, 10)																
14 Paul Konerko, R (1, 3) OBP: 0.379, SLG: 0.613		28 G3 10 HBP 1B		P4		P6		5 HR 1B		3	0	1	0	0	0	0
38 Hector Gimenez, S (7, 3) OBP: 0.410, SLG: 0.459										1	1	1	0	0	0	0
10 Alexei Ramirez, R (1, 6) OBP: 0.305, SLG: 0.339	28 G3 HBP 1-2				28 1B 15 1B 2B				1-H	0	0	0	0	0	0	0
5 Angel Sanchez, R (2, PR) OBP: 0.409, SLG: 0.575									HR	3	2	2	2	0	1	0
(3, 6)																
28 Dewayne Wise, L (1, 9) OBP: 0.323, SLG: 0.482	G3 1-2 2-3				15 1B 21 S 30 1B 2-3	81 WP 1B		K		3	1	2	0	0	0	2
86 Brandon Short, R (6, PR) OBP: 0.421, SLG: 0.824										1	0	0	0	0	1	0
(7, 9)																
21 Tyler Flowers, R (1, 2) OBP: 0.370, SLG: 0.475	G6-3			P4 1-2	K 1-2				82 SH 85 1B 74 BB 1B	2	0	0	0	0	0	5
81 Kevan Smith, R (6, 2) OBP: 0.500, SLG: 0.500										2	1	1	0	0	1	1
15 Gordon Beckham, R (1, 4) OBP: 0.309, SLG: 0.493			F7	7 E 30 1B 2-3 3-H			G4-3		74 BB 82 SH 1-2	2	0	1	1	0	0	0
85 Drew Garcia, S (7, 4) OBP: 0.500, SLG: 0.667										2	0	1	0	0	0	0

	AB	35
	R	5
	H	10
	RBI	5
	BB	1
	SO	9
	LOB	16

Inning Stats	1	2	3	4	5	6	7	8	9	1B: 8	SF: 0	WP: 1	PA: 38
	R: 0 H: 0 E: 0 LOB: 0 K: 1 BB: 0 S: 5 P: 5	R: 0 H: 1 E: 0 LOB: 3 K: 0 BB: 0 S: 4 P: 5	R: 0 H: 0 E: 0 LOB: 0 K: 1 BB: 0 S: 5 P: 5	R: 0 H: 0 E: 0 LOB: 0 K: 1 BB: 0 S: 5 P: 5	R: 2 H: 4 E: 1 LOB: 3 K: 0 BB: 0 S: 8 P: 9	R: 0 H: 1 E: 0 LOB: 2 K: 2 BB: 0 S: 8 P: 9	R: 0 H: 0 E: 0 LOB: 0 K: 2 BB: 0 S: 7 P: 7	R: 2 H: 2 E: 0 LOB: 0 K: 2 BB: 0 S: 11 P: 13	R: 1 H: 2 E: 1 LOB: 3 K: 0 BB: 1 S: 3 P: 7	2B: 1 SAC: 1	3B: 0 DP: 0	PB: 0	
										HR: 1	HBP: 1	SB: 1	
												CS: 0	

PITCHER		IP	WLS	BF	H	R	ER	SO	BB	IBB	HBP	BLK	WP	HR	S	P	ERA	WHIP
20 Daisuke Matsuzaka, R ERA: 2.7	(1, 1)	5.1		23	5	2	2	3	0	0	1	0	0	0	28	30	3.38	0.938
52 Vinnie Pestano, R ERA: 3.52	(6, 1)	0.2		3	1	0	0	2	0	0	0	0	1	0	7	8	0.00	1.500
55 Matt Capps, R ERA: 2.57	(7, 1)	1.0		3	0	0	0	2	0	0	0	0	0	0	7	7	0.00	0.000
79 Preston Guilmet, R ERA: 3.38	(8, 1)	1.0	B	5	2	2	2	2	0	0	0	0	0	1	11	13	18.00	2.000
78 Matt Langwell, R ERA: 1.86	(9, 1)	0.0	L	4	2	1	0	0	1	0	0	0	0	0	3	7	∞	∞

PITCHER	IP	WLS	BF	H	R	ER	SO	BB	IBB	HBP	BLK	WP	HR	S	P	ERA	WHIP

Cleveland Indians @ San Diego Padres

Peoria Stadium, Peoria, AZ

Thu Mar 28 2013, 3:06 PM - 5:35 PM EDT

Att. 4,353 - Cloudy - 81 F

TOP

livebaseballscorecards.com

Batter	1	2	3	4	5	6	7	8	9	AB	R	H	RBI	BB	SO	LOB
24 Michael Bourn, L (1, 8) OBP: 0.273, SLG: 0.295	C FF 89 B SL 84 B SI 90 F SL 88 S SL 84 2-3 K ①		S SI 88 X SI 89 0-1 G5-3 ② 2-3		M SL 84 F SL 84 B FF 91 T SL 82 1-2 K ①		C FC 84 B SL 76 X FC 84 1-1 G3 ①		H SL 71 1-0 DI HBP	4	0	0	0	0	2	1
83 Matt Carson, R (7, 8) OBP: 0.373, SLG: 0.524										0	0	0	0	0	0	0
22 Jason Kipnis, L (1, 4) OBP: 0.211, SLG: 0.321	C SL 88 B CU 80 S SL 84 X FF 92 1-2 G4-3 ②		F SI 89 F SI 90 F SI 92 X SI 90 0-2 G3-1 ③		C CU 76 X SL 83 0-1 HR		B FF 86 B FF 84 B FC 85 C FC 85 X FC 85 3-1 G1-3 ②		B CH 81 B CH 81 C CH 82 X CH 81 2-1 F9 ②	4	1	1	1	0	0	1
84 Matt Lawson, R (7, 4)										1	0	0	0	0	0	1
41 Carlos Santana, S (1, 2) OBP: 0.355, SLG: 0.407	C SI 88 B CH 83 X SI 89 1-1 1B			B CU 77 B SL 87 X SI 88 2-0 8 E, 12 BB, 11 1B 1B	B SI 88 B CH 84 C CU 82 F SL 83 X SI 89 2-2 G1-3 ②		B FC 84 C FC 85 F SL 77 B SL 77 S FC 85 2-3 K ③		C SL 71 B SL 71 C CH 84 B SL 72 C SL 72 1-2 2-3 K ③	4	1	2	0	0	1	0
Brian Jeroloman, L (7, 2) OBP: 0.269, SLG: 0.182										1	0	0	0	0	1	1
33 Nick Swisher, S (1, 3) OBP: 0.475, SLG: 0.585	B SI 88 C FF 89 F SI 89 B SI 90 B SL 84 T SI 89 3-2 K ③			B SI 88 F SI 90 C SI 89 B SI 90 F CH 83 X SL 84 2-2 F8 ①	B CU 77 X SI 88 1-0 E6			B FF 91 X FF 91 1-0 23 E, 93 G6-3 1B		4	0	1	0	0	1	2
74 Jesús Aguilar, R (8, PR) OBP: 0.417, SLG: 0.444										0	1	0	0	0	0	0
(8, 3)																
23 Michael Brantley, L (1, 7) OBP: 0.383, SLG: 0.523		B CU 81 F CH 86 B SI 89 C SL 83 X SI 90 2-2 G5-3 ①		B SI 88 B SI 89 F SI 89 1 SAFE F FF 90 C SL 84 2-3 K ②	C SI 88 X SI 88 0-1 G3 ③			X FF 91 0-0 E7, 93 G6-3 1-3		4	0	0	0	0	1	3
85 Quincy Latimore, R (8, PR)										0	0	0	0	0	0	0
(8, 7)																
12 Mark Reynolds, R (1, 5) OBP: 0.379, SLG: 0.596		C CU 77 S FF 90 B FF 93 F SI 90 B SI 89 B CU 81 S SI 89 3-3 K ②		B SI 90 B SI 89 B SI 89 B SI 89 4-0 8 E, 11 1B 1-2 BB		B FF 89 F FC 88 B FF 88 C FF 93 C FF 89 2-3 K ①		B FF 93 B FF 90 X FF 92 2-0 L9 ①		2	1	0	0	1	2	0
89 Ryan Rohlinger, R (6, 5) OBP: 0.313, SLG: 0.154										1	0	0	0	0	0	3
8 Lonnie Chisenhall, L (1, 10) OBP: 0.462, SLG: 0.684		S SI 89 F SI 90 B FF 92 F CU 81 S SI 90 1-3 K ③		B SL 84 F SI 90 B SI 90 F SL 83 X SI 90 2-2 E6, 11 1B 1-2 2-3		C FF 92 F FC 89 B FC 89 X SL 88 1-2 F8 ②		F FF 92 B CU 77 B FF 90 F FF 91 X FF 92 2-2 G6-3 ② 2-3 3-H		3	0	0	0	0	1	2
93 Logan Vick, L (8, PH) (8, 10)										1	0	0	1	0	0	2
11 Drew Stubbs, R (1, 9) OBP: 0.306, SLG: 0.379			C SL 87 F SL 83 F FF 90 B SL 82 X CH 84 1-2 G6-3 ①	X CH 83 0-0 1-2 2-H 3-H 1B		B FF 89 B CU 78 S SL 87 T FF 92 B FF 90 X FF 91 3-2 1B		F FF 92 B FF 93 B FF 92 F FF 91 X FF 92 2-2 L7 ③		3	0	2	2	0	0	0
93 Tyler Booth, L (6, 9)										1	0	0	0	0	0	3
82 Luis Hernandez, S (1, 6) OBP: 0.229, SLG: 0.222			F SI 88 B SL 85 X SI 89 1-1 24 G5-3 2B	B SI 89 F CH 84 X SL 89 1-1 F8 ③		1 SAFE C FF 92 1 SAFE B SL 88 B SI 90 F SL 87 X FF 91 2-2 F8 ③			B CH 81 B SL 70 C CH 81 X SI 81 2-1 G4-3 ①	4	0	1	0	0	0	3

	AB	37
	R	4
	H	7
	RBI	4
	BB	1
	SO	9
	LOB	22

Inning Stats	1	2	3	4	5	6	7	8	9	1B: 5	SF: 0	WP: 0	PA: 39
R:	0	0	0	2	1	0	0	1	0	2B: 1	SAC: 0	PB: 0	
E:	0	0	0	1	0	0	0	0	0	3B: 0	DP: 0	SB: 0	
K:	2	2	0	1	1	1	1	0	1	HR: 1	HBP: 1	CS: 0	
S:	11	11	12	15	11	12	7	10	7				
H:	1	0	1	2	1	1	0	1	0				
LOB:	1	0	1	2	1	1	0	3	1				
BB:	0	0	0	1	0	0	0	0	0				
P:	18	17	14	28	15	20	13	17	14				

PITCHER		IP	WLS	BF	H	R	ER	SO	BB	IBB	HBP	BLK	WP	HR	S	P	ERA	WHIP
33 Clayton Richard, L ERA: 5.3	(1, 1)	5.0		23	5	3	1	6	1	0	0	0	0	1	60	92	1.80	1.200
92 Ryan Kelly, R ERA:	(6, 1)	1.0		4	1	0	0	1	0	0	0	0	0	0	12	20	0.00	1.000
54 Joe Thatcher, L ERA: 2.7	(7, 1)	1.0	W	3	0	0	0	1	0	0	0	0	0	0	7	13	0.00	0.000
84 Kevin Quackenbush, R ERA: 1.8	(8, 1)	1.0	H	5	1	1	0	0	0	0	0	0	0	0	10	17	0.00	1.000
96 Jeff Ibarra, L ERA:	(9, 1)	1.0	S	4	0	0	0	1	0	0	1	0	0	0	7	14	0.00	0.000

PITCHER	IP	WLS	BF	H	R	ER	SO	BB	IBB	HBP	BLK	WP	HR	S	P	ERA	WHIP

BOTTOM

Cleveland Indians @ San Diego Padres

Peoria Stadium, Peoria, AZ

Thu Mar 28 2013, 3:06 PM - 5:35 PM EDT

Att. 4,353 - Cloudy - 81 F

livebaseballscorecards.com

Batter	1	2	3	4	5	6	7	8	9	AB	R	H	RBI	BB	SO	LOB
2 Everth Cabrera, S (1, 6) OBP: 0.429, SLG: 0.459	F SI 89 X SI 91 0-1 25 SH1-3 2B		B SI 93 F SL 76 X SI 92 1-1 25 WP 25 SF9 2B		D SL 82 B SI 90 S SI 90 F SI 92 C SL 83 2-3 ② K		C FF 93 B FF 92 B SL 82 C SL 83 B SL 83 B FF 93 4-2 25 HR BB			2	1	2	0	0	0	0
1 Cody Ransom, R (5, 6) OBP: 0.298, SLG: 0.535										1	0	0	0	1	1	2
(6, 5)																
94 Chris Burke, R (7, PR)										0	1	0	0	0	0	0
(8, 5)																
25 Will Venable, L (1, 9) OBP: 0.246, SLG: 0.436	X SI 88 0-0 ① SH1-3 2-3		C SI 91 F SL 81 B SI 93 B SI 93 F SL 83 B SI 94 X SL 81 3-2 ② SF9 2-H		B SL 82 F SI 92 B SI 93 B SL 80 S SI 92 B SI 93 4-2 BB		C FF 94 X FF 91 0-1 1-H HR			1	1	1	3	1	0	0
18 Carlos Quentin, R (1, 10) OBP: 0.273, SLG: 0.273	F SI 90 B SL 82 S SI 90 S SI 92 1-3 ② K		B SI 90 F SI 88 T SI 91 X SI 92 1-2 ③ G6-3		C SI 90 F SI 91 C SL 83 0-3 ③ K		F SI 93 C SI 93 F SL 84 F SI 93 F SL 84 F SL 84 X FF 92 0-2 15 G4-3 15 S 1B			4	0	1	0	0	2	3
95 Ronnie Richardson, R (7, PR)										0	0	0	0	0	0	0
(8, 10)																
23 Yonder Alonso, L (1, 3) OBP: 0.258, SLG: 0.508	B SL 80 F SI 92 B SI 93 S SL 80 T SL 84 2-2 ③ K			F SI 90 B SL 82 X SI 93 1-1 13 CS 1B		X FC 94 0-0 13 G3-6-3 1B	C SL 83 B SL 84 B FF 92 C FF 92 X FF 92 2-2 ② G4-3 1-3			2	0	1	0	0	1	1
15 Jesus Guzman, R (6, 3) OBP: 0.404, SLG: 0.700										2	0	1	0	0	0	1
14 Mark Kotsay, L (1, 7) OBP: 0.524, SLG: 0.647		B SI 90 X SI 90 1-0 2B		B SI 88 1 SAFE S SI 88 F SI 90 B SI 90 B SI 88 S SI 89 3-3 ①② K 1-2		F FF 90 S FC 92 X FC 92 0-2 ①② G3-6-3 1-2f	C SL 83 B SL 83 F FF 92 B FF 93 S SL 82 2-3 ③ K			1	0	1	0	0	0	0
13 Chris Denorfia, R (4, 7) OBP: 0.353, SLG: 0.355										2	0	0	0	0	1	2
88 Kyle Blanks, R (7, 7) OBP: 0.442, SLG: 0.609										1	0	0	0	0	1	2
9 Jedd Gyorko, R (1, 5) OBP: 0.282, SLG: 0.464		B SI 90 F SI 89 B SL 82 F SI 89 S SI 92 2-3 ① K		X SI 90 0-0 ③ L4		C FF 90 C FC 93 S FF 91 0-3 ③ K		F FF 94 B SL 83 X SL 84 1-1 91 G3-6-3 1B		2	0	0	0	0	1	1
90 Dean Anna, L (6, 6) OBP: 0.333, SLG: 0.833										2	0	1	0	0	1	0
5 Alexi Amarista, L (1, 4) OBP: 0.352, SLG: 0.493		X SI 93 0-0 ② F8			C SI 91 B SL 82 B SI 91 C SI 92 X SI 94 2-2 ① F7		X FF 92 0-0 93 1B 1B	C FF 93 B FF 94 1 SAFE B FF 94 X FF 94 2-1 ①② G3-6-3 1-2f		3	0	1	0	0	0	1
91 Maxx Tissenbaum, L (7, PR) OBP: 0.400, SLG: 0.250										1	0	0	0	0	0	1
(8, 4)																
24 Cameron Maybin, R (1, 8) OBP: 0.349, SLG: 0.488		C SL 80 S SL 83 C SI 95 0-3 ③ K			B SI 90 S SL 82 B SL 83 X SI 94 2-1 8 3B 1B		X FF 92 0-0 ① 8 HR 1-3 1B	B SI 89 B SI 88 F SI 88 B SL 83 C SI 88 C SL 83 3-3 ③ K		2	0	1	0	0	1	1
93 Wynton Bernard, R (5, PR) OBP: 0.333, SLG: 0.333										2	2	1	0	0	1	0
(6, 8)																
8 John Baker, L (1, 2) OBP: 0.341, SLG: 0.475			F SI 91 X SI 91 0-1 ① G4-3		1 SAFE X SI 91 0-0 1-H 3B		B SI 93 X FF 93 1-0 1-H HR			3	1	2	3	0	0	0
Inning Stats	R: 0 E: 0 K: 2 S: 9 H: 1 LOB: 1 BB: 0 P: 12	R: 0 E: 0 K: 2 S: 8 H: 1 LOB: 1 BB: 0 P: 11	R: 1 E: 0 K: 0 S: 11 H: 1 LOB: 0 BB: 0 P: 16	R: 0 E: 0 K: 1 S: 6 H: 1 LOB: 0 BB: 0 P: 10	R: 1 E: 0 K: 2 S: 14 H: 2 LOB: 2 BB: 1 P: 24	R: 0 E: 0 K: 1 S: 7 H: 1 LOB: 0 BB: 0 P: 7	R: 4 E: 0 K: 1 S: 20 H: 5 LOB: 2 BB: 1 P: 29	R: 0 E: 0 K: 1 S: 7 H: 1 LOB: 0 BB: 0 P: 13		1B: 7 2B: 4 3B: 1 HR: 2 SF: 1 SAC: 1 DP: 3 HBP: 0					WP: 1 PB: 0 SB: 1 CS: 1 PA: 35	

	AB	31
	R	6
	H	13
	RBI	6
	BB	2
	SO	10
	LOB	15

PITCHER		IP	WLS	BF	H	R	ER	SO	BB	IBB	HBP	BLK	WP	HR	S	P	ERA	WHIP
63 Justin Masterson, R ERA: 4.76	(1, 1)	5.0		21	6	2	2	7	1	0	0	0	1	0	48	73	3.60	1.400
27 Bryan Shaw, R ERA: 0.9	(6, 1)	1.0	H	3	1	0	0	1	0	0	0	0	0	0	7	7	0.00	1.000
54 Chris Perez, R ERA: 9.0	(7, 1)	1.0	L	8	5	4	4	1	1	0	0	0	0	2	20	29	36.00	6.000
37 Cody Allen, R ERA: 7.36	(8, 1)	0.2		2	1	0	0	0	0	0	0	0	0	0	4	7	0.00	1.500
38 Joe Smith, R ERA: 2.25	(8, 1)	0.1		1	0	0	0	1	0	0	0	0	0	0	3	6	0.00	0.000

PITCHER	IP	WLS	BF	H	R	ER	SO	BB	IBB	HBP	BLK	WP	HR	S	P	ERA	WHIP

Cleveland Indians @ Kansas City Royals

Surprise Stadium, Surprise, AZ

Fri Mar 29 2013, 3:06 PM - 5:29 PM EDT

Att. 6,865 - Sunny - 83 F

livebaseballscorecards.com

Batter	1	2	3	4	5	6	7	8	9	AB	R	H	RBI	BB	SO	LOB
24 Michael Bourn, L (1, 10) OBP: 0.279, SLG: 0.302	F FF 90 B FF 88 X CH 87 1-1 G4-3		L CU 73 L CH 84 F FF 92 F FF 90 X CU 77 0-2 23 1B 1B		B FF 94 S CH 83 F CU 75 B FF 94 B CU 76 X FF 93 3-2 F7		C SL 83 X SI 94 0-1 G4-6-3 1-2f		B SL 87 S FF 92 S FF 93 B SL 85 C FF 93 2-3 K	2	0	1	0	0	0	0
9 Ryan Raburn, R (5, PH) OBP: 0.463, SLG: 0.795										2	0	0	0	0	0	1
(5, 10)																
91 Ronny Rodríguez, R (9, PH) OBP: 0.111, SLG: 0.111										1	0	0	0	0	1	1
23 Michael Brantley, L (1, 7) OBP: 0.408, SLG: 0.543	X SI 92 0-0 22 FC4-6 1B		B CH 85 C CH 88 1 SAFE X CU 73 1-1 22 G6-4-3 1-3 1B		B FF 94 B FF 94 B FF 93 C FF 92 B FF 92 4-1 22 2B BB		X FF 94 0-0 1B		C FF 94 B FF 93 S SL 88 S FF 96 1-3 K	2	0	2	0	0	0	0
93 Logan Vick, L (4, 7) OBP: 0.400, SLG: 0.250										2	0	1	0	1	1	1
22 Jason Kipnis, L (1, 4) OBP: 0.217, SLG: 0.339	B SI 90 S CH 83 X SI 88 1-1 FC4-6 1-2f		B CH 84 B FF 92 X FF 89 2-0 G6-4-3 1-2f		1 SAFE C CU 75 C FF 94 B FF 93 X CU 76 1-2 1-3 2B		B FF 94 X SI 95 1-0 F7			3	0	1	0	0	0	3
89 Matt Antonelli, R (5, PR) OBP: 0.429, SLG: 0.333										1	0	0	0	0	0	1
(5, 4)																
8 Lonnie Chisenhall, L (1, 5) OBP: 0.463, SLG: 0.678	1 SAFE F FF 92 X CU 72 0-1 P5			F FF 88 B FF 90 F CH 87 X CH 84 1-2 11 2B 6 G6-3 1B	C FF 94 F FF 94 F CU 76 S FF 94 0-3 K			S CU 79 X FF 97 0-1 F9		2	1	1	0	0	0	1
86 Erik González, R (4, 5) OBP: 0.333, SLG: 0.333										2	0	0	0	0	1	2
4 Mike Aviles, R (1, 6) OBP: 0.290, SLG: 0.387		C FF 88 B SI 92 X SL 83 1-1 6 G6-4-3 11 E 1B		F CH 87 D CH 84 B FF 88 X CH 85 2-1 F9		C FF 92 X SI 94 1-1 G6-3		B FF 97 B FF 95 B FF 96 C FF 97 F FF 96 B CH 85 4-2 BB		3	0	1	0	0	0	1
82 Luis Hernandez, S (6, 6) OBP: 0.245, SLG: 0.222										0	0	0	0	1	0	0
11 Drew Stubbs, R (1, 9) OBP: 0.313, SLG: 0.400		X FF 92 0-0 FC1 6 G6-4-3 1-2		C CH 85 C SL 85 B FF 92 X CH 85 1-2 6 G6-3 1-3 2B		X FF 93 0-0 G4-3		C FF 97 S CH 84 B FF 97 F FF 96 F CU 80 S CH 84 1-3 K		2	0	1	0	0	0	1
93 Tyler Booth, L (4, 9)										2	0	0	0	0	1	1
6 Lou Marson, R (1, 2) OBP: 0.450, SLG: 0.344		B FF 91 2 SAFE B SL 84 C SI 91 F SI 92 X CU 75 2-2 G6-4-3 1-2f 2-3		D CU 76 X FF 91 1-0 G6-3 2-3 3-H		B FF 94 X FF 93 1-0 2B		F FF 97 S CH 85 S CH 83 0-3 K		3	0	1	1	0	0	3
68 Omir Santos, R (7, 2) OBP: 0.423, SLG: 0.667										1	0	0	0	0	1	1
83 Matt Carson, R (1, 8) OBP: 0.352, SLG: 0.489		B SI 93 X SI 90 1-0 G5-3		B SI 94 C SI 93 B CH 86 B SI 94 C SI 93 X SL 86 3-2 P6		C CU 78 F CU 79 X FF 94 0-2 F9			C FF 91 B FF 93 S FF 92 F SL 88 X FF 94 1-2 1B	3	0	0	0	0	0	3
93 Jordan Henry, L (7, 8) OBP: 0.600, SLG: 0.600										1	0	1	0	0	0	0
74 Jesús Aguilar, R (1, 3) OBP: 0.400, SLG: 0.417			S CU 73 S CH 82 F FF 92 B SL 85 S FF 92 1-3 K		C FF 92 B CU 74 C CU 74 B FF 94 B FF 94 S FF 93 3-3 K		X FF 92 0-0 9 G4-6-3 1B		S FF 92 S SL 86 F SL 87 B FF 92 B SL 87 F FF 92 S FF 93 2-3 K	3	0	1	0	0	2	0
93 Todd Hankins, R (9, PH)										1	0	0	0	0	1	1
Inning Stats	R: 0 E: 0 K: 0 S: 7 H: 1 LOB: 1 BB: 0 P: 9	R: 0 E: 1 K: 0 S: 7 H: 1 LOB: 1 BB: 0 P: 11	R: 0 E: 0 K: 1 S: 12 H: 2 LOB: 0 BB: 0 P: 16	R: 1 E: 0 K: 0 S: 12 H: 2 LOB: 1 BB: 0 P: 20	R: 0 E: 0 K: 2 S: 14 H: 1 LOB: 2 BB: 1 P: 25	R: 0 E: 0 K: 0 S: 7 H: 1 LOB: 1 BB: 0 P: 9	R: 0 E: 0 K: 0 S: 5 H: 2 LOB: 0 BB: 0 P: 6	R: 0 E: 0 K: 2 S: 12 H: 0 LOB: 1 BB: 1 P: 17	R: 0 E: 0 K: 3 S: 15 H: 1 LOB: 1 BB: 0 P: 21	1B: 8 2B: 3 3B: 0 HR: 0 SF: 0 SAC: 0 DP: 3 HBP: 0						

TOP	
AB	36
R	1
H	11
RBI	1
BB	2
SO	8
LOB	21

WP: 0 PB: 0 SB: 0 CS: 0 PA: 38

PITCHER		IP	WLS	BF	H	R	ER	SO	BB	IBB	HBP	BLK	WP	HR	S	P	ERA	WHIP
11 Jeremy Guthrie, R ERA: 4.09	(1, 1)	4.0		17	6	1	1	1	0	0	0	0	0	0	38	56	2.25	1.500
55 Tim Collins, L ERA: 11.42	(5, 1)	1.0	W	5	1	0	0	2	1	0	0	0	0	0	14	25	0.00	2.000
27 Juan Gutierrez, R ERA: 4.15	(6, 1)	1.0	H	4	1	0	0	0	0	0	0	0	0	0	7	9	0.00	1.000
43 Aaron Crow, R ERA: 4.5	(7, 1)	0.2	H	2	1	0	0	0	0	0	0	0	0	0	3	3	0.00	1.500
44 Luke Hochevar, R ERA: 7.07	(7, 1)	0.1	H	2	1	0	0	0	0	0	0	0	0	0	2	3	0.00	3.000

PITCHER		IP	WLS	BF	H	R	ER	SO	BB	IBB	HBP	BLK	WP	HR	S	P	ERA	WHIP
40 Kelvin Herrera, R ERA:	(8, 1)	1.0	H	4	0	0	0	2	1	0	0	0	0	0	12	17	0.00	1.000
56 Greg Holland, R ERA: 3.86	(9, 1)	1.0		4	1	0	0	3	0	0	0	0	0	0	15	21	0.00	1.000

BOTTOM

Cleveland Indians @ Kansas City Royals

Surprise Stadium, Surprise, AZ

Fri Mar 29 2013, 3:06 PM - 5:29 PM EDT

Att. 6,865 - Sunny - 83 F

Batter	1	2	3	4	5	6	7	8	9	AB	R	H	RBI	BB	SO	LOB
4 Alex Gordon, L (1, 7) OBP: 0.494, SLG: 0.822	B FF 90 X FF 90 1-0 HR		C CH 89 S SL 84 F FF 93 B CH 84 D CH 85 S SL 83 2-3 ② K		X SI 92 0-0 HR			S FF 95 F FF 95 B SL 84 X SL 82 1-2 HR		1	1	1	1	0	0	0
23 Elliot Johnson, S (3, 7) OBP: 0.306, SLG: 0.509										2	1	1	1	0	1	1
80 Roman Hernandez, R (6, 7) OBP: 1.000, SLG: 2.500										1	1	1	1	0	0	0
2 Alcides Escobar, R (1, 6) OBP: 0.333, SLG: 0.387	X SI 91 0-0 ① P4		C SL 83 F FF 92 B FF 92 D CH 83 B FF 92 S SL 82 3-3 ③ K		B FF 92 F SI 92 B SL 80 B SI 93 C SI 91 F SI 93 B CU 78 4-2 BB			X FF 95 0-0 ① F9		2	0	0	0	0	1	1
84 Alex McClure, S (5, 6) OBP: 0.667, SLG: 0.600										1	0	0	0	1	0	0
16 Billy Butler, R (1, 10) OBP: 0.398, SLG: 0.447	B FF 90 C SL 84 B SL 86 X FF 91 2-1 ② G4-3			C SI 93 F FF 92 B CU 79 B FF 94 B SI 95 F SI 92 B SI 95 4-2 BB	C SI 92 C CU 74 B CU 75 S SI 92 1-3 ③ K			X SI 90 0-0 1B 26 BB 1 1B		1	0	0	0	1	0	0
80 Brian Fletcher, R (4, PR) OBP: 0.500, SLG: 0.500										2	1	1	0	0	1	1
(5, 10)																
8 Mike Moustakas, L (1, 5) OBP: 0.429, SLG: 0.718	C SI 92 S SL 85 B FF 93 F SL 84 X FF 93 1-2 ③ G4-3			C SI 91 B SI 90 S CH 85 C SI 91 1-3 ① K		X SI 91 0-0 ① F9		B FF 91 B SI 90 T FF 91 S FF 92 1 SAFE X FF 92 2-2 ② F7		2	0	0	0	0	1	1
69 Anthony Seratelli, S (5, 5) OBP: 0.324, SLG: 0.286										2	0	0	0	0	0	1
(6, 3)																
13 Salvador Perez, R (1, 2) OBP: 0.377, SLG: 0.586		C SI 90 B SL 85 C SI 91 B SL 87 F FF 93 F FF 92 X FF 94 2-2 ① F9		1 SAFE B SL 83 B SI 92 X SI 92 2-0 ② P3		B SI 90 C SI 90 B CU 75 F CU 75 B SI 91 S CU 75 3-3 ② K		B CH 83 B FF 93 B CH 82 B FF 92 4-0 1 1B 1-2 BB		2	0	0	0	0	0	1
26 George Kottaras, L (5, 2) OBP: 0.469, SLG: 0.378										1	0	0	0	1	1	0
6 Lorenzo Cain, R (1, 8) OBP: 0.529, SLG: 0.700		C SL 85 S SL 85 B FF 94 X CU 80 1-2 ② G6-3		C CH 81 D SL 83 B SI 91 X SI 90 2-1 ③ G4-3		B CU 74 C SI 92 S CU 76 F CU 76 C SI 91 1-3 ③ K		B FF 90 X FF 92 1-0 1-2 2-H 1B		1	0	0	0	0	0	0
1 Jarrod Dyson, L (4, PH) OBP: 0.358, SLG: 0.377										3	0	1	1	0	1	1
(5, 8)																
21 Jeff Francoeur, R (1, 9) OBP: 0.310, SLG: 0.519		C FF 93 C SI 94 B FF 94 B SI 94 F SI 94 F SI 94 C FF 94 2-3 ③ K			F SI 90 X SL 83 0-1 HR		X FF 95 0-0 ① F9	S CH 81 B FF 94 S CH 82 S CH 82 1-3 ③ K		2	1	1	1	0	1	0
79 Yem Prades, R (6, 9)										2	0	0	0	0	1	2
24 Miguel Tejada, R (1, 3) OBP: 0.351, SLG: 0.444			C SI 91 X SL 84 0-1 ① G6-3		C SL 83 F FF 91 C FF 94 0-3 ① K		C FF 96 B SL 83 B FF 96 X FF 95 2-1 ② G6-3			2	0	0	0	0	1	0
80 Angel Franco, S (6, 5) OBP: 0.167, SLG: 0.167										1	0	0	0	0	0	0
17 Chris Getz, L (1, 4) OBP: 0.500, SLG: 0.600			B FF 91 B SI 92 B FF 91 B CH 89 4-0 BB		C SL 82 F SL 83 B FF 94 F CU 80 F SI 93 X SI 91 1-2 ② G6-3		B FF 96 B FF 94 F FF 95 F FF 95 X FF 95 2-2 ③ F9			0	0	0	0	1	0	0
85 Whit Merrifield, R (5, 4) OBP: 0.600, SLG: 0.750										2	0	0	0	0	0	0

	AB	30
	R	5
	H	6
	RBI	5
	BB	4
	SO	9
	LOB	9

livebaseballscorecards.com

Inning Stats	1	2	3	4	5	6	7	8	9
	R: 1 E: 0 K: 0 S: 8	H: 1 LOB: 0 BB: 0 P: 12	R: 0 E: 0 K: 1 S: 13	H: 0 LOB: 0 BB: 0 P: 18	R: 0 E: 0 K: 2 S: 9	H: 0 LOB: 1 BB: 1 P: 18	R: 0 E: 0 K: 1 S: 9	H: 0 LOB: 1 BB: 1 P: 18	R: 2 E: 0 K: 2 S: 17	H: 2 LOB: 1 BB: 1 P: 23	R: 0 E: 0 K: 2 S: 8	H: 0 LOB: 0 BB: 0 P: 12	R: 0 E: 0 K: 0 S: 6	H: 0 LOB: 0 BB: 0 P: 10	R: 2 E: 0 K: 1 S: 12	H: 3 LOB: 2 BB: 1 P: 21

	1B: 2	SF: 0	WP: 0	PA: 34
	2B: 0	SAC: 0	PB: 0	
	3B: 0	DP: 0	SB: 0	
	HR: 4	HBP: 0	CS: 0	

PITCHER		IP	WLS	BF	H	R	ER	SO	BB	IBB	HBP	BLK	WP	HR	S	P	ERA	WHIP
30 Ubaldo Jiménez, R ERA: 4.8	(1, 1)	4.2	L	20	3	3	3	5	3	0	0	0	0	3	53	85	5.79	1.286
53 Rich Hill, L ERA: 3.86	(5, 1)	1.1		4	0	0	0	3	0	0	0	0	0	0	11	16	0.00	0.000
50 Nick Hagadone, L ERA: 0.93	(7, 1)	1.1		5	1	1	1	0	0	0	0	0	0	1	10	15	6.75	0.750
80 Jerry Gil, R ERA: 3.97	(8, 1)	0.2		5	2	1	1	1	1	0	0	0	0	0	8	16	13.50	4.500

PITCHER	IP	WLS	BF	H	R	ER	SO	BB	IBB	HBP	BLK	WP	HR	S	P	ERA	WHIP

Cincinnati Reds @ Cleveland Indians

Goodyear Ballpark, Goodyear, AZ

Sat Mar 30 2013, 3:06 PM - 5:38 PM EDT

Att. 7,027 - Sunny - 80 F

livebaseballscorecards.com

Batter	1	2	3	4	5	6	7	8	9	AB	R	H	RBI	BB	SO	LOB
6 Billy Hamilton, S (1, 8) OBP: 0.250, SLG: 0.346	G4-3			81 G3 / 81 S / 9 G6-3 1B		FC5-4 81 G6-4-3 1-2f		81 G3-6-1 1-3 1B		3	1	1	0	0	0	1
41 Josh Fellhauer, L (6, 9) OBP: 0.500, SLG: 0.500										1	0	1	0	0	0	0
81 Derrick Robinson, S (1, 7) OBP: 0.327, SLG: 0.440	F8			G3 1-3		G6-4-3 1-2f		G3-6-1 1-2f		4	0	0	0	0	0	4
(5, 9)																
(6, 8)																
79 Wilkin De La Rosa, L (8, 1)										0	0	0	0	0	0	0
9 Felix Perez, L (1, 9) OBP: 0.556, SLG: 1.000	F7			G6-3 3-H			23 1B 1B		K	4	0	1	1	0	1	0
(5, 7)																
19 Mike Hessman, R (1, 3) OBP: 0.083, SLG: 0.167		K					F7		K	3	0	1	0	0	1	1
60 Robert Ramirez, L (7, 3)				2B						1	0	0	0	0	1	0
Henry Alejandro Rodriguez, (S4) OBP: 0.382, SLG: 0.485		G4-3		F7			K		1B	3	0	0	0	0	1	2
Calten Daal, R (7, 4) OBP: 1.000, SLG: 1.000										1	0	1	0	0	0	0
23 Denis Phipps, R (1, 10) OBP: 0.320, SLG: 0.553		K			64 G6-4-3 1B		1-2 1B		F8	4	0	2	0	0	1	1
(8, 8)																
35 Konrad Schmidt, R (1, 2) OBP: 0.263, SLG: 0.444			F8		F8		G4-3			2	0	0	0	0	0	1
37 Corky Miller, R (7, PH) OBP: 0.300, SLG: 0.222										1	0	0	0	0	0	2
(7, 2)																
64 Kristopher Negrón, R (1, 6) OBP: 0.524, SLG: 0.733			K		G6-4-3 1-2f			41 1B HBP		2	0	0	0	0	1	1
36 Tanner Rahier, R (1, 5) OBP: 0.333, SLG: 0.333			L6			6 FC5-4 1B		P2		3	0	1	0	0	0	1

	AB	R	H	RBI	BB	SO	LOB
	32	1	8	1	0	6	14

Inning Stats	1	2	3	4	5	6	7	8	9
R	0	0	0	1	0	0	0	0	0
E	0	0	0	0	0	0	0	0	0
K	0	2	1	0	0	0	1	0	2
S	3	7	5	6	3	3	7	3	8
H	0	0	0	2	1	1	2	1	1
LOB	0	0	0	1	0	0	2	1	1
BB	0	0	0	0	0	0	0	0	0
P	3	7	5	6	3	3	7	4	8

1B	7
2B	1
3B	0
HR	0
SF	0
SAC	0
DP	3
HBP	1

WP	0
PB	0
SB	1
CS	0
PA	33

PITCHER		IP	WLS	BF	H	R	ER	SO	BB	IBB	HBP	BLK	WP	HR	S	P	ERA	WHIP
39 Brett Myers, R ERA: 9.0	(1, 1)	5.0	W	17	3	1	1	3	0	0	0	0	0	0	24	24	1.80	0.600
54 Chris Perez, R ERA: 7.2	(6, 1)	1.0	H	3	1	0	0	0	0	0	0	0	0	0	3	3	0.00	1.000
38 Joe Smith, R ERA: 2.0	(7, 1)	1.0		5	2	0	0	1	0	0	0	0	0	0	7	7	0.00	2.000
27 Bryan Shaw, R ERA: 0.82	(8, 1)	1.0		4	1	0	0	0	0	0	1	0	0	0	3	4	0.00	1.000
37 Cody Allen, R ERA: 6.48	(9, 1)	1.0		4	1	0	0	2	0	0	0	0	0	0	8	8	0.00	1.000

Batter	1	2	3	4	5	6	7	8	9	AB	R	H	RBI	BB	SO	LOB
24 Michael Bourn, L (1, 8) OBP: 0.290, SLG: 0.328	0-0 2B		G5-3 ①	0-0 88 1B 3-H 1B		2-0 1-H HR		G3-1 ①		1	0	1	0	0	0	0
83 Matt Carson, R (3, 8) OBP: 0.368, SLG: 0.563										3	1	2	3	0	0	0
93 Tyler Booth, L (7, 8)										1	0	0	0	0	0	0
13 Asdrúbal Cabrera, S (1, 6) OBP: 0.385, SLG: 0.515	0-3 K ①		4-0 33 BB BB	0-0 1-3 1B		0-0 91 1B 86 G1-3 89 1B 1B		0-0 E5 86 1B 91 1B		1	0	0	0	1	1	1
88 Dorssys Paulino, R (3, PR) OBP: 0.667, SLG: 0.667										3	2	2	0	0	0	0
(4, 6)																
22 Jason Kipnis, L (1, 4) OBP: 0.230, SLG: 0.339	4-0 BB		0-0 F9 ②	0-0 F9 ③		0-0 G1-3 ② 1-2		0-0 91 1B 89 2B 1-3 1B		0	0	0	0	1	0	0
86 Justin Toole, R (2, 4) OBP: 0.200, SLG: 0.200										4	1	1	0	0	0	4
33 Nick Swisher, S (1, 3) OBP: 0.476, SLG: 0.574	0-0 F4 ②		4-0 1-2 BB		0-0 89 SF9 3B	0-0 89 1B 2-3 1B		0-0 89 2B 1-2 3-H 1B		1	0	0	0	1	0	2
91 Adam Abraham, R (3, PR)										3	2	3	1	0	0	0
(4, 3)																
23 Michael Brantley, L (1, 7) OBP: 0.392, SLG: 0.521	0-0 G1-3 ③		0-0 G3 ③		0-0 SF9 ① 3-H	0-0 1-2 3-H 1B		0-0 1-H 2-H 2B		2	0	0	0	0	0	4
9 Ryan Raburn, R (4, 7) OBP: 0.463, SLG: 0.795										0	0	0	0	0	0	0
89 Bryson Myles, R (5, 7) OBP: 0.750, SLG: 1.667										2	0	2	4	0	0	0
41 Carlos Santana, S (1, 2) OBP: 0.382, SLG: 0.567		0-0 8 G6-3 2B		0-2 HR	0-3 K ②	0-3 K ③		0-0 F8 ②		3	1	2	1	0	1	0
84 Alex Lavisky, R (6, 2)										2	0	0	0	0	1	3
12 Mark Reynolds, R (1, 10) OBP: 0.383, SLG: 0.585	0-0 P6 ①		4-0 90 G4-3 4 G5-3 83 1B BB	0-0 P4 ③			0-0 F9 ①	0-3 K2-3 ③		1	1	0	0	1	0	1
6 Lou Marson, R (5, PH) OBP: 0.419, SLG: 0.314										3	0	0	0	0	1	1
(6, 10)																
8 Lonnie Chisenhall, L (1, 5) OBP: 0.456, SLG: 0.667	0-0 G6-3 ② 2-3		0-0 G5-3 ① 1-2			0-0 83 HR 1B	0-0 L4 ②			1	0	0	0	0	0	1
4 Mike Aviles, R (3, 5) OBP: 0.281, SLG: 0.375										1	0	0	0	0	0	1
82 Luis Hernandez, S (5, 5) OBP: 0.255, SLG: 0.234										2	1	1	0	0	0	0
11 Drew Stubbs, R (1, 9) OBP: 0.308, SLG: 0.393	0-0 G1-3 ③		0-0 G4-3 ② 2-3			0-3 K ①	0-0 F7 ③			1	0	0	0	0	0	1
90 Carlos Moncrief, L (3, 9) OBP: 0.364, SLG: 0.700										3	0	0	0	0	1	2
Inning Stats	R: 0 E: 0 K: 1 S: 6 H: 1 LOB: 2 BB: 1 P: 10	R: 0 E: 0 K: 0 S: 4 H: 1 LOB: 1 BB: 0 P: 4	R: 0 E: 0 K: 0 S: 3 H: 0 LOB: 2 BB: 2 P: 11	R: 2 E: 0 K: 0 S: 8 H: 3 LOB: 2 BB: 1 P: 12	R: 1 E: 0 K: 1 S: 6 H: 1 LOB: 0 BB: 0 P: 6	R: 3 E: 0 K: 2 S: 12 H: 5 LOB: 2 BB: 0 P: 14	R: 0 E: 0 K: 0 S: 3 H: 0 LOB: 0 BB: 0 P: 3	R: 3 E: 1 K: 1 S: 9 H: 3 LOB: 1 BB: 0 P: 9		1B: 8 2B: 3 3B: 1 HR: 2 SF: 1 SAC: 0 DP: 0 HBP: 0						

PITCHER		IP	WLS	BF	H	R	ER	SO	BB	IBB	HBP	BLK	WP	HR	S	P	ERA	WHIP
58 Armando Galarraga, R ERA: 3.75	(1, 1)	4.0	L	21	5	2	2	1	4	0	0	0	0	1	21	37	4.50	2.250
38 Jumbo Díaz, R ERA: 27.0	(5, 1)	1.1		8	4	4	4	2	0	0	0	0	0	1	12	14	27.00	3.000
82 Nick Christiani, R ERA: 4.82	(6, 1)	0.2		4	2	0	0	1	0	0	0	0	0	0	6	6	0.00	3.000
Kyle Lotzkar, R ERA: 21.6	(7, 1)	1.0		3	0	0	0	0	0	0	0	0	0	0	3	3	0.00	0.000
79 Wilkin De La Rosa, L ERA: 10.13	(8, 1)	1.0		7	3	3	2	1	0	0	0	0	0	0	9	9	18.00	3.000

PITCHER	IP	WLS	BF	H	R	ER	SO	BB	IBB	HBP	BLK	WP	HR	S	P	ERA	WHIP

BOTTOM

Cincinnati Reds @ Cleveland Indians

Goodyear Ballpark, Goodyear, AZ

Sat Mar 30 2013, 3:06 PM - 5:38 PM EDT

Att. 7,027 - Sunny - 80 F

livebaseballscorecards.com

AB	38
R	9
H	14
RBI	9
BB	4
SO	5
LOB	21

WP: 0 PA: 43
PB: 0
SB: 0
CS: 0

Batter	1	2	3	4	5	6	7	8	9	AB	R	H	RBI	BB	SO	LOB
24 Michael Bourn, L (1, 8) OBP: 0.400, SLG: 0.400	B KN 75 B KN 74 X FF 82 2-0 ① G4-3	B KN 76 C KN 76 X KN 77 1-1 ③ G1-3			B KN 75 S KN 72 C KN 76 B KN 74 X KN 74 2-2 13 HR 1B		B SI 90 C SI 91 C SL 75 F SL 78 X SI 92 1-2 13 FC6-4 1B		X FC 90 0-0 ② G4-3	5	1	2	0	0	0	1
13 Asdrúbal Cabrera, S (1, 6) OBP: 0.400, SLG: 1.000	B KN 76 C KN 76 F KN 78 B KN 79 B KN 76 F KN 77 D KN 77 4-2 33 PB BB		C KN 74 B KN 77 F KN 76 B KN 78 B KN 78 X KN 75 3-2 ① G6-3		1 SAFE B KN 74 1 SAFE X KN 75 1-0 1-H HR		C SI 91 B SI 92 1 SAFE X SI 92 1-1 ① FC6-4 22 CS 1-2f		C SI 92 C CU 82 B SI 94 X SI 94 1-2 ③ F8	4	1	1	2	1	0	1
22 Jason Kipnis, L (1, 4)	C KN 77 B KN 78 S KN 76 S KN 79 1-3 ② K		B KN 76 C FF 83 B KN 77 X KN 76 2-1 ② G3		C KN 76 S KN 78 C KN 80 0-3 ① K		D SL 76 1 SAFE B SI 91 F SI 92 B SI 91 X SI 91 3-1 ②③ G3-1 1-2			4	0	0	0	0	2	2
33 Nick Swisher, S (1, 3)	B FF 84 B KN 75 C KN 78 F KN 78 B KN 79 F KN 76 X KN 78 3-2 ③ G3 1-2		B KN 77 B KN 78 S KN 76 X KN 76 2-1 ③ G4-3		C KN 78 C KN 80 C FF 83 0-3 ② K			C SI 91 B SI 91 B CH 82 X SI 90 2-1 ① G6-3		4	0	0	0	0	1	1
23 Michael Brantley, L (1, 7) OBP: 0.750, SLG: 0.500		C KN 74 X KN 78 0-1 8 PB 12 PB 8 G6-3 1B		C KN 76 C KN 78 F KN 80 B KN 80 S KN 79 1-3 ① K	F KN 77 B KN 79 C KN 79 B KN 80 F EP 66 B KN 78 B KN 76 4-2 BB			B SI 91 B SI 92 B SI 91 C SI 92 B SI 92 4-1 41 2B BB		2	1	1	0	2	1	0
41 Carlos Santana, S (1, 2) OBP: 0.500, SLG: 0.667		B KN 76 X KN 75 1-0 ① F8		B KN 77 F KN 76 B KN 77 B KN 75 C KN 73 B KN 75 4-2 8 1B 12 WP BB	X KN 75 0-0 ③ G3-1			X FF 96 0-0 1-3 2B		3	0	1	0	1	0	2
12 Mark Reynolds, R (1, 10)		B KN 76 B KN 77 B KN 76 C FF 83 F KN 74 B KN 76 4-2 8 PB 11 1B 1-2 BB		B KN 76 X KN 78 1-0 ② G6-3 1-2		B KN 77 S KN 76 S KN 78 X KN 78 1-2 ① P3		C FF 96 F SL 87 T SL 87 0-2 ② K		3	1	0	0	1	1	3
8 Lonnie Chisenhall, L (1, 5) OBP: 0.250, SLG: 0.250		B KN 77 B KN 74 S KN 76 X KN 75 2-1 ② G6-3 1-2 2-H		X KN 78 0-0 2-3 1B		C FF 82 B FF 80 F KN 77 X KN 73 1-2 ② G1-3		C FF 96 F FF 95 S SL 88 0-3 ③ K		4	0	1	1	0	1	3
11 Drew Stubbs, R (1, 9) OBP: 0.250, SLG: 0.250		B KN 78 X KN 78 1-0 2-H 1B		B KN 78 C KN 78 B KN 77 X KN 77 2-1 ③ L6		C KN 77 B KN 78 X KN 78 1-1 ③ P3			B SI 93 F FF 94 C FF 93 F SI 94 F FF 90 S CU 83 1-3 ① K	4	0	1	1	0	1	2
Inning Stats	R: 0 E: 0 K: 1 S: 11 H: 0 LOB: 1 BB: 1 P: 21	R: 2 E: 0 K: 0 S: 10 H: 2 LOB: 1 BB: 1 P: 19	R: 0 E: 0 K: 0 S: 7 H: 0 LOB: 0 BB: 0 P: 14	R: 0 E: 0 K: 1 S: 10 H: 1 LOB: 2 BB: 1 P: 18	R: 2 E: 0 K: 2 S: 14 H: 2 LOB: 1 BB: 1 P: 21	R: 0 E: 0 K: 0 S: 8 H: 0 LOB: 0 BB: 0 P: 11	R: 0 E: 0 K: 0 S: 8 H: 1 LOB: 0 BB: 0 P: 13	R: 0 E: 0 K: 2 S: 10 H: 1 LOB: 2 BB: 1 P: 16	R: 0 E: 0 K: 1 S: 9 H: 0 LOB: 0 BB: 0 P: 11	1B: 5 2B: 1 3B: 0 HR: 1	SF: 0 SAC: 0 DP: 0 HBP: 0	WP: 1 PB: 3 SB: 0 CS: 1	PA: 38			

PITCHER		IP	WLS	BF	H	R	ER	SO	BB	IBB	HBP	BLK	WP	HR	S	P	ERA	WHIP
43 R.A. Dickey, R ERA: 4.5	(1, 1)	6.0	L	27	5	4	3	4	4	0	0	0	1	1	60	104	4.50	1.500
62 Aaron Loup, L ERA:	(7, 1)	1.1		5	1	0	0	0	1	0	0	0	0	0	11	22	0.00	1.500
21 Sergio Santos, R ERA:	(8, 1)	0.2		3	1	0	0	2	0	0	0	0	0	0	7	7	0.00	1.500
27 Brett Cecil, L ERA:	(9, 1)	1.0		3	0	0	0	1	0	0	0	0	0	0	9	11	0.00	0.000

PITCHER	IP	WLS	BF	H	R	ER	SO	BB	IBB	HBP	BLK	WP	HR	S	P	ERA	WHIP

TOP

Cleveland Indians @ Toronto Blue Jays

Rogers Centre, Toronto, ON

Tue Apr 02 2013, 7:33 PM - 10:04 PM EDT

Att. 48,857 - Roof Closed - 68 F

livebaseballscorecards.com

AB	33
R	4
H	7
RBI	4
BB	5
SO	7
LOB	15

BOTTOM

Cleveland Indians @ Toronto Blue Jays

Rogers Centre, Toronto, ON

Tue Apr 02 2013, 7:33 PM - 10:04 PM EDT

Att. 48,857 - Roof Closed - 68 F

livebaseballscorecards.com

Batter	1	2	3	4	5	6	7	8	9	AB	R	H	RBI	BB	SO	LOB
7 José Reyes, S (1, 6)	B FF 92 B FF 92 B FF 90 B FF 91 4-0 53 L6-3 BB	C SL 80 F SL 84 B FF 97 X FF 95 1-2 ③ G3-1			X FF 92 0-0 ① F9			C FF 94 C SL 82 B SL 82 B SL 80 X FF 93 2-2 ① F9		3	0	0	0	1	0	2
53 Melky Cabrera, S (1, 7) OBP: 0.250, SLG: 0.250	B SI 90 C FF 91 C FF 94 F SL 83 F FF 96 1 SAFE X SI 93 1-2 ①② L6-3 1-1		B SL 79 X SI 90 1-0 E9 10 BB 26 G6-4-3 1B		C FF 93 X SL 83 0-1 ② P4			C FF 93 B FF 94 X SL 81 1-1 ② G3		4	1	1	0	0	0	1
19 José Bautista, R (1, 9) OBP: 0.500, SLG: 0.333	C SI 92 F SI 94 F FF 96 X SI 94 0-2 10 HBP 1B		B SL 91 B SL 84 B SI 92 C FF 95 C SL 84 B FF 94 4-2 26 G6-4-3 10 BB BB		C SL 85 B FF 94 B SL 83 B SI 89 C FF 93 F FF 92 C SL 80 3-3 ③ K			B FF 93 S FF 92 S SL 80 B FF 93 B FF 92 S FF 92 3-3 ③ K		3	0	1	0	1	2	0
10 Edwin Encarnación, R (1, 3)	H SI 90 1-0 1-2 HBP		B SL 81 F SI 90 C SI 90 B SL 85 F SI 91 B SL 85 B SI 90 4-2 26 G6-4-3 1-2 2-3 BB			F SI 89 C SL 84 B FF 95 X SI 91 1-2 ① G4-3			C SI 93 B SL 85 B SL 84 B SI 92 C FF 93 X FF 93 3-2 ① F9	2	0	0	0	1	0	0
26 Adam Lind, L (1, 10)	B SI 90 C FF 94 F FF 95 F SL 86 B FF 96 S FF 96 2-3 ③ K		F SI 89 B SI 92 X SI 92 1-1 ①② G6-4-3 1-2f 2-3 3-H			C FF 93 X SL 84 0-1 ② G3-1			C FF 93 B FF 93 F FF 93 B SL 86 B FF 93 F FF 92 X FF 94 3-2 ② F7	4	0	0	0	0	1	4
9 J.P. Arencibia, R (1, 2) OBP: 0.250, SLG: 0.500		C SI 91 S SL 82 B FF 95 S SI 94 1-3 ① K	C SL 81 S SI 90 B SI 93 B FF 94 B SI 90 C SI 90 3-3 ③ K			B SI 88 F FF 92 F SL 81 X SI 92 1-2 ③ F8			C FF 94 B SL 84 X FF 92 1-1 2B	4	0	1	0	0	2	1
28 Colby Rasmus, L (1, 8)		B SI 93 C FF 95 B SI 92 B SI 88 B FF 91 4-1 1 2B BB	B FF 92 C FF 92 F SL 81 S FF 95 1-3 ① K				L FF 91 F FF 91 B SL 84 C SL 84 1-3 ① K	C FF 93 C SL 84 S FF 94 0-3 ③ K		3	0	0	0	1	3	1
3 Maicer Izturis, S (1, 5)		B SI 88 B SI 88 C FF 90 F FF 91 B FF 91 X FF 91 3-2 ② F9			B FF 92 C FF 90 B FF 94 B SI 92 C FF 91 X FF 89 3-2 ② L9		B FF 90 X FF 91 1-0 ② F7			3	0	0	0	0	0	1
1 Emilio Bonifácio, S (1, 4) OBP: 0.333, SLG: 0.667		B SI 90 F FF 92 F FF 92 1 SAFE F SI 94 B SL 84 1 SAFE X SI 92 2-2 1-3 2B			C FF 94 B SL 83 X SL 80 1-1 ③ F8		C FF 91 X SL 84 0-1 ③ G4-3			3	0	1	0	0	0	0

| Inning Stats | | | |

Cleveland Indians @ Toronto Blue Jays

Rogers Centre, Toronto, ON

Wed Apr 03 2013, 7:09 PM - 10:30 PM EDT

Att. 24,619 - Roof Closed - 68 F

livebaseballscorecards.com

TOP

Batter	1	2	3	4	5	6	7	8	9	10	11	AB	R	H	RBI	BB	SO	LOB
24 Michael Bourn, L (1, 8) OBP: 0.364, SLG: 0.400	B FF 93 F FF 94 C FF 96 B SL 89 S SL 89 2-3 ① K		C SL 88 S FS 84 B FF 97 X FF 97 1-2 13 L9 23 1B 2B		C FF 91 B SL 85 B FS 82 F FF 93 X SL 86 2-2 ① F7		B FF 96 1 SAFE B FF 96 B FF 95 C FF 95 F FF 95 B FF 95 4-2 1-2 BB		C FF 96 B SL 85 B CU 84 X FF 96 2-1 ② G4-3		X FF 94 0-0 ③ G1-3	5	1	1	0	1	1	0
13 Asdrúbal Cabrera, S (1, 6) OBP: 0.300, SLG: 0.500	S FF 97 B FF 96 L FF 96 F FF 98 B SL 90 B FF 99 B SL 88 4-2 BB		X FS 85 0-0 ① L9 2-3		C SL 89 B SL 90 F FF 95 B SL 89 X SL 86 2-2 ② L4		F FF 96 B CH 88 F CH 88 F CH 88 X FF 96 1-2 ② F4		B CU 84 C CU 81 C FF 95 X SL 87 1-2 ③ L8			4	0	0	0	1	0	3
22 Jason Kipnis, L (1, 4)	B FF 96 B FS 85 C FS 84 B FF 95 S FF 95 F FF 96 X FF 96 3-2 ② F7		B FS 85 F SL 91 B FF 96 F FC 92 S SL 88 2-3 ② K		B FS 82 B SL 90 B FF 95 C FF 93 F SL 90 X SL 87 3-2 ③ G3		B CH 88 B CH 85 S FF 95 T FF 94 X CH 88 2-2 ③ G5-3			B FC 88 C FC 89 B FC 89 C FC 90 F FC 89 S CU 74 2-3 ① K		5	0	0	0	0	2	4
33 Nick Swisher, S (1, 3) OBP: 0.333, SLG: 0.143	B FF 96 B FF 95 C FF 95 B FF 96 X FF 96 3-1 ③ F7		B FC 92 B FS 85 B SL 90 B FF 96 4-0 23 1B BB			X FS 82 0-0 ① G3-1		C SI 88 B FF 88 B SL 74 B SL 75 B SI 88 4-1 41 FC5 23 1B BB		X FC 89 0-0 23 FC3-6 1B		3	0	1	0	2	0	1
23 Michael Brantley, L (1, 7) OBP: 0.778, SLG: 0.714		C FF 93 X FS 83 0-1 41 1B 1B	C FF 96 B FF 98 C FF 96 X FF 97 1-2 3-H 1B			B FF 92 X FS 81 1-0 41 1B 1B		X FF 89 0-0 41 E 1-2 1B		B SI 89 C FF 89 B CU 73 F FF 89 X FC 88 2-2 ② FC3-6 1-2f		5	1	4	1	0	0	1
41 Carlos Santana, S (1, 2) OBP: 0.444, SLG: 0.500		B FS 84 C FS 83 X FF 96 1-1 1-2 1B	F FC 92 B SL 86 C FS 83 S SL 89 1-3 ③ K			B FF 93 B FC 92 X FF 94 2-0 12 G1-4-3 1-2 1B		C SI 88 X SI 89 0-1 ① FC5 1-H 2-3f		C FC 90 B FC 88 X FC 90 1-1 ③ G6-3		5	0	2	0	0	1	4
12 Mark Reynolds, R (1, 10) OBP: 0.222, SLG: 0.500		S FF 94 S FF 96 C FF 95 0-3 ① K 1B		F FF 94 S FF 96 S SL 86 0-3 ① K		B SL 89 B FS 83 C SL 90 S SL 90 F SL 87 X SL 86 2-2 ②③ G1-4-3 1-2f		S FF 88 X FF 88 0-1 ② P4			C FF 95 S SL 88 F SL 86 B SL 87 X FF 96 1-2 HR	5	1	1	1	0	2	5
8 Lonnie Chisenhall, L (1, 5) OBP: 0.111, SLG: 0.111		S FF 97 B FF 97 F FF 97 T FF 96 1-2 ② K		B FC 91 S FF 95 F FF 96 T SL 86 1-2 ② K			C FF 96 B FF 97 F FF 96 F FF 96 F FF 97 B SL 88 S FF 96 2-3 ① K	C FF 89 F FF 88 F FF 88 X FF 89 0-2 ③ L9			X FF 94 0-0 ① F9	5	0	0	0	0	3	3
11 Drew Stubbs, R (1, 9) OBP: 0.222, SLG: 0.222		C FF 97 C FF 96 D SL 90 S SL 89 1-3 ③ K		F FF 96 B SL 88 X SL 88 1-1 ③ F8			S FF 96 S FF 97 X FF 96 0-2 24 S 1B		C FF 95 B FF 95 X SL 88 1-1 ① F8		S SL 87 B SL 86 B FF 94 S FF 94 B SL 86 C SL 86 3-3 ② K	5	0	1	0	0	2	2
Inning Stats	R: 0 E: 0 K: 1 S: 12 H: 0 LOB: 1 BB: 1 P: 24	R: 0 E: 0 K: 3 S: 13 H: 2 LOB: 2 BB: 0 P: 16	R: 1 E: 0 K: 2 S: 13 H: 2 LOB: 2 BB: 1 P: 22	R: 0 E: 0 K: 2 S: 8 H: 0 LOB: 0 BB: 0 P: 10	R: 0 E: 0 K: 0 S: 9 H: 0 LOB: 0 BB: 0 P: 16	R: 0 E: 0 K: 0 S: 7 H: 2 LOB: 1 BB: 0 P: 12	R: 0 E: 0 K: 1 S: 17 H: 1 LOB: 2 BB: 1 P: 26	R: 1 E: 1 K: 0 S: 10 H: 1 LOB: 1 BB: 1 P: 14	R: 0 E: 0 K: 0 S: 7 H: 0 LOB: 0 BB: 0 P: 11	R: 0 E: 0 K: 1 S: 10 H: 1 LOB: 1 BB: 0 P: 15	R: 1 E: 0 K: 1 S: 9 H: 1 LOB: 0 BB: 0 P: 13	1B: 8 2B: 1 3B: 0 HR: 1	SF: 0 SAC: 0 DP: 1 HBP: 0			WP: 0 PB: 0 SB: 1 CS: 0	PA: 46		

PITCHER	IP	WLS	BF	H	R	ER	SO	BB	IBB	HBP	BLK	WP	HR	S	P	ERA	WHIP
23 Brandon Morrow, R (1, 1) ERA: 1.5	6.0		25	6	1	1	8	2	0	0	0	0	0	62	100	1.50	1.333
50 Steve Delabar, R (7, 1) ERA:	1.0		5	1	0	0	1	1	0	0	0	0	0	17	26	0.00	2.000
38 Darren Oliver, L (8, 1) ERA:	1.0		5	1	1	0	0	1	0	0	0	0	0	10	14	0.00	2.000
32 Esmil Rogers, R (9, 1) ERA:	1.0		3	0	0	0	0	0	0	0	0	0	0	7	11	0.00	0.000
44 Casey Janssen, R (10, 1) ERA:	1.0		4	1	0	0	1	0	0	0	0	0	0	10	15	0.00	1.000

PITCHER	IP	WLS	BF	H	R	ER	SO	BB	IBB	HBP	BLK	WP	HR	S	P	ERA	WHIP
21 Sergio Santos, R (11, 1) ERA: 5.4	1.0	L	4	1	1	1	1	0	0	0	0	0	1	9	13	9.00	1.000

AB	42
R	3
H	10
RBI	2
BB	4
SO	11
LOB	23

Batter	1	2	3	4	5	6	7	8	9	10	11	AB	R	H	RBI	BB	SO	LOB
7 José Reyes, S (1, 6) OBP: 0.222, SLG: 0.125	B FF 89 X FF 89 1-0 53 FC3-6 1B		C FS 81 S SL 83 S FF 92 0-3 ② K			C SL 82 B SI 92 S FS 81 B FS 83 F SL 84 F FF 93 F FS 82 F CU 78 F FF 92 2-3 C FF 81 ① K		B SI 93 F FF 92 C SL 80 F FF 93 B SL 80 X SL 79 2-2 ③ F8		B SI 96 X SI 95 1-0 G3-1 ③		5	0	1	0	0	2	1
53 Melky Cabrera, S (1, 7) OBP: 0.222, SLG: 0.222	X SI 91 0-0 ① FC3-6 19 G4-6-3 1-2f		B FS 83 B FS 82 B SI 91 C FF 90 X SI 91 3-1 ③ F7			B FS 83 C SL 82 X SI 92 1-1 19 G4-6-3 1B			B FF 93 B FF 92 B FF 93 C FF 92 C FF 92 S FF 92 3-3 ① K		B SL 83 F FF 91 C SL 84 S SL 85 1-3 ① K	5	0	1	0	0	2	1
19 José Bautista, R (1, 9) OBP: 0.333, SLG: 0.625	C FF 92 C SL 84 B FF 95 F SL 83 F FF 94 D FS 85 X SI 95 2-2 ②③ G4-6-3 1-2f			C SL 84 X SL 83 0-1 ① F9		S FF 92 B FF 92 F FF 91 F FF 94 1 SAFE B SI 93 F SI 93 X FF 92 2-2 ②③ G4-6-3 1-2f			S SL 84 X SI 92 0-1 HR		C SL 84 C SL 84 X FF 92 0-2 ② G1-3	5	1	1	1	0	0	2
10 Edwin Encarnación, R (1, 3) OBP: 0.444, SLG: 0.167		C SI 91 B SL 84 B SL 82 S FF 94 X FF 94 2-2 ① P4		B FF 92 S FF 92 F SI 92 B FF 93 S FS 82 2-3 ② K			C FC 95 S FC 95 B FC 96 B FC 96 X FC 95 2-2 1B		F FF 93 B SL 84 S SL 83 F FF 93 B SL 85 B SL 83 D SL 83 4-2 BB		C SL 84 B SI 90 F SL 84 B SI 91 B SI 91 X SI 91 3-2 ③ G5-3	4	0	1	0	1	1	0
26 Adam Lind, L (1, 10)		B SI 93 B FS 84 X SI 91 2-0 ② G6-3		C FS 84 B SL 83 B SI 92 B FS 81 S SI 91 F SI 92 B SI 91 4-2 BB			C FC 95 X FC 93 0-1 ① F7		X FF 93 0-0 P6			3	0	0	0	1	0	2
9 J.P. Arencibia, R (1, 2) OBP: 0.250, SLG: 0.286		B SL 80 B FF 92 B SI 92 B FF 90 4-0 BB		B SL 82 C SI 93 F SL 83 B FS 85 B SI 93 C SL 82 3-3 ③ K			S FC 95 S FC 94 D SL 82 X FC 95 1-2 ② P3		B SL 83 S FF 92 B FF 92 X FF 92 2-1 ③ F8			3	0	0	0	1	1	3
28 Colby Rasmus, L (1, 8)		C FS 83 C SL 81 B FF 92 B SI 94 F SL 81 S FS 85 2-3 ③ K			X FS 81 0-0 ① G3		B FC 94 F FC 94 1 SAFE B FC 94 F FC 92 B FF 91 X FC 95 3-2 ③ F8			B SI 91 B SI 92 X SI 91 2-0 ① F9		4	0	0	0	0	1	2
3 Maicer Izturis, S (1, 5) OBP: 0.167, SLG: 0.667 16 Mark DeRosa, R (10, PH) (11, 5)			C SI 89 F FS 82 B SI 93 F FS 82 B FS 84 F SI 93 B SL 82 X SI 92 3-2 HR		B SI 90 B FS 81 C SI 90 F SI 91 F SL 84 B SI 93 X SI 91 3-2 ② L7			B SI 93 C FF 92 C SL 80 X SL 80 1-2 ① G3		B SI 92 C SI 91 B CU 74 C CU 76 B CU 75 B CU 74 4-2 BB		3	1	1	1	0	0	0
												0	0	0	0	1	0	0
1 Emilio Bonifácio, S (1, 4) OBP: 0.143, SLG: 0.286			L SI 90 B SL 82 S FS 83 B FS 84 F FF 92 C FF 93 2-3 ① K		C FS 82 S SL 83 B SL 85 F FF 93 X CU 77 1-2 ③ G4-3			M SI 93 B SL 78 B FF 93 F SI 93 C FF 93 2-3 ② K		B SI 92 S FF 91 S SI 92 F CU 76 F SI 92 S CU 76 1-3 ② K		4	0	0	0	0	3	1
Inning Stats	R: 0 E: 0 K: 0 S: 7 H: 1 LOB: 0 BB: 0 P: 10	R: 0 E: 0 K: 1 S: 8 H: 0 LOB: 1 BB: 1 P: 18	R: 1 E: 0 K: 2 S: 14 H: 1 LOB: 0 BB: 0 P: 22	R: 0 E: 0 K: 2 S: 11 H: 0 LOB: 1 BB: 1 P: 20	R: 0 E: 0 K: 0 S: 9 H: 0 LOB: 0 BB: 0 P: 13	R: 0 E: 0 K: 1 S: 15 H: 1 LOB: 0 BB: 0 P: 20	R: 0 E: 0 K: 0 S: 11 H: 1 LOB: 1 BB: 0 P: 17	R: 0 E: 0 K: 1 S: 10 H: 0 LOB: 0 BB: 0 P: 15	R: 1 E: 0 K: 1 S: 11 H: 1 LOB: 1 BB: 1 P: 20	R: 0 E: 0 K: 1 S: 9 H: 0 LOB: 1 BB: 1 P: 17	R: 0 E: 0 K: 1 S: 9 H: 0 LOB: 0 BB: 0 P: 13	1B: 3 2B: 0 3B: 0 HR: 2 SF: 0 SAC: 0 DP: 2 HBP: 0						

PITCHER		IP	WLS	BF	H	R	ER	SO	BB	IBB	HBP	BLK	WP	HR	P	S	ERA	WHIP
30 Ubaldo Jiménez, R ERA: 1.5	(1, 1)	6.0		21	3	1	1	6	2	0	0	0	0	1	103	64	1.50	0.833
27 Bryan Shaw, R ERA:	(7, 1)	1.0		4	1	0	0	0	0	0	0	0	0	0	17	11	0.00	1.000
52 Vinnie Pestano, R ERA:	(8, 1)	1.0	H	3	0	0	0	1	0	0	0	0	0	0	15	10	0.00	0.000
54 Chris Perez, R ERA: 4.5	(9, 1)	1.0	B	5	1	1	1	1	1	0	0	0	0	1	20	11	9.00	2.000
53 Rich Hill, L ERA:	(10, 1)	0.2		3	0	0	0	1	1	0	0	0	0	0	15	8	0.00	1.500

PITCHER		IP	WLS	BF	H	R	ER	SO	BB	IBB	HBP	BLK	WP	HR	P	S	ERA	WHIP
32 Matt Albers, R ERA:	(10, 1)	0.1	W	1	0	0	0	0	0	0	0	0	0	0	2	1	0.00	0.000
38 Joe Smith, R ERA:	(11, 1)	1.0	S	3	0	0	0	1	0	0	0	0	0	0	13	9	0.00	0.000

BOTTOM

Cleveland Indians @ Toronto Blue Jays

Rogers Centre, Toronto, ON

Wed Apr 03 2013, 7:09 PM - 10:30 PM EDT

Att. 24,619 - Roof Closed - 68 F

livebaseballscorecards.com

AB	36
R	2
H	5
RBI	2
BB	4
SO	10
LOB	12

WP: 0 PB: 0 SB: 0 CS: 0 PA: 40

Cleveland Indians @ Toronto Blue Jays

Rogers Centre, Toronto, ON

Thu Apr 04 2013, 7:08 PM - 9:56 PM EDT

Att. 19,515 - Roof Closed - 68 F

livebaseballscorecards.com

TOP

Batter	1	2	3	4	5	6	7	8	9	AB	R	H	RBI	BB	SO	LOB
24 Michael Bourn, L (1, 8) OBP: 0.438, SLG: 0.429	B FF 86 F SI 85 S FF 86 B SI 86 S SI 81 2-3 ① K		C FF 84 H SI 85 1-1 13 G5-3 HBP		B FC 81 L FF 85 1 SAFE F FC 80 X FF 86 1-2 22 G4-6-3 1-2 1B	B CH 89 S CH 88 X CH 88 1-1 2-3 1B		C SI 89 X SI 89 0-1 ② G3		4	0	2	0	0	1	0
13 Asdrúbal Cabrera, S (1, 6) OBP: 0.267, SLG: 0.462	T FF 87 F SI 84 B FC 81 F FF 87 S CH 81 1-3 ② K		X CH 78 0-0 ② G5-3 1-2		C FC 82 B FC 83 S CU 72 S CH 79 1-3 ① K	C CH 87 B FF 95 B FF 94 1 SAFE X CH 88 2-1 ③ G4-3		C FF 88 X FF 88 0-1 22 2B 2B		5	1	1	0	0	2	5
22 Jason Kipnis, L (1, 4) OBP: 0.143, SLG: 0.286	C SI 86 B CU 74 X SI 85 1-1 33 2B 2B		B FC 81 X FC 81 1-0 ③ G6-3		B FC 80 X CH 78 1-0 ②③ G4-6-3 1-2f		C SI 90 L SI 89 B SL 79 X SL 78 1-2 ① G4-3	C SI 89 B SL 78 X SI 89 1-1 23 1B 2-H 2B		5	1	2	1	0	0	3
33 Nick Swisher, S (1, 10) OBP: 0.500, SLG: 0.400	B SI 85 C SI 84 B CH 80 X CH 80 2-1 2-H 2B			B FF 85 X SI 86 1-0 ① F8		C FF 83 F CU 70 B FF 85 B FC 79 F CH 78 B FF 85 B FC 80 4-2 23 HBP 41 2B BB	B CH 83 B SI 90 B SI 91 C SI 92 F SI 90 X SI 92 3-2 41 1B 23 G1-3 12 1B 1B	C SL 76 B SL 76 B SI 89 B SL 77 D SI 89 4-1 23 1B BB		3	2	2	1	2	0	0
23 Michael Brantley, L (1, 7) OBP: 0.643, SLG: 0.545	D SI 86 C FF 87 F SI 87 B FF 87 X CH 81 2-2 ③ G3-1			C FF 85 X CU 73 0-1 ② G4-3		C FC 80 H FF 85 1-1 41 2B 8 2B 1-2 HBP	B SI 92 B SL 77 X SI 92 1-1 ② G1-3 1-2	C SI 89 B FF 88 C SL 76 X SL 76 1-2 1-2 2-3 1B		4	1	1	0	0	0	2
41 Carlos Santana, S (1, 2) OBP: 0.500, SLG: 0.846		C SI 84 B FF 82 B FF 84 X SI 84 2-1 ① G6-3		B FF 86 C FC 79 B CH 80 B CH 80 X SI 86 3-1 HR		C CH 80 B CH 79 S CU 72 D CH 79 X CU 72 2-2 8 2B 1-3 2-H 2B	B SI 92 C SI 92 X SI 92 1-1 12 1B 2-3 1B	C SL 75 X FF 88 0-1 ③ G4-3		5	2	3	2	0	0	3
12 Mark Reynolds, R (1, 3) OBP: 0.286, SLG: 0.692		B CH 78 X CH 80 1-0 ② G5-3		S CH 80 B SI 87 S CH 78 B FF 86 X CH 79 2-2 HR		X FF 82 0-0 ① P4 2-H	C SL 88 D SL 87 S SL 88 F SL 88 D SL 89 X SL 88 2-2 1-2 3-H 1B		C FF 90 S CU 74 B SL 84 S CU 75 1-3 ① K	5	1	2	2	0	1	2
8 Lonnie Chisenhall, L (1, 5) OBP: 0.143, SLG: 0.214		B FF 86 B SI 85 C FF 84 F FF 82 B FC 81 X FF 88 3-2 ③ F7		C FF 86 F FF 85 S FC 82 0-3 ③ K		S FC 80 X FF 86 0-1 24 1B 2-H 3-H 2B	S FF 95 C FF 95 S SL 87 0-3 ③ K		F FC 89 X FC 89 0-1 ② G5-3	5	0	1	2	0	2	2
11 Drew Stubbs, R (1, 9) OBP: 0.143, SLG: 0.143			X SI 84 0-0 ① G1-3		C CU 72 C FF 85 B FC 82 X FF 86 1-2 E5 24 1B	B SL 86 C FF 95 B CH 87 C FF 95 C SL 86 2-3 ② K		X SI 88 0-0 ① P4	C FF 91 C FC 89 B FC 91 F CU 74 B CU 75 S FC 89 2-3 ③ K	5	0	0	0	0	2	1
Inning Stats	R: 1 E: 0 K: 2 S: 14 H: 2 LOB: 1 BB: 0 P: 22	R: 0 E: 0 K: 0 S: 6 H: 0 LOB: 0 BB: 0 P: 12	R: 0 E: 0 K: 0 S: 4 H: 0 LOB: 1 BB: 0 P: 6	R: 2 E: 0 K: 1 S: 11 H: 2 LOB: 0 BB: 0 P: 17	R: 0 E: 1 K: 1 S: 10 H: 1 LOB: 1 BB: 0 P: 14	R: 3 E: 0 K: 1 S: 17 H: 3 LOB: 2 BB: 1 P: 29	R: 1 E: 0 K: 1 S: 17 H: 3 LOB: 3 BB: 0 P: 25	R: 1 E: 0 K: 0 S: 13 H: 3 LOB: 3 BB: 1 P: 19	R: 0 E: 0 K: 2 S: 9 H: 0 LOB: 0 BB: 0 P: 12	1B: 6 2B: 6 3B: 0 HR: 2	SF: 0 SAC: 0 DP: 1 HBP: 2						

AB	41
R	8
H	14
RBI	8
BB	2
SO	8
LOB	18

WP: 0 PB: 0 SB: 0 CS: 0 PA: 45

PITCHER		IP	WLS	BF	H	R	ER	SO	BB	IBB	HBP	BLK	WP	HR	S	P	ERA	WHIP
56 Mark Buehrle, L ERA: 10.13	(1, 1)	5.1		26	7	6	6	4	1	0	2	0	0	2	55	88	10.12	1.500
50 Steve Delabar, R ERA:	(6, 1)	0.2	W	3	1	0	0	1	0	0	0	0	0	0	7	12	0.00	1.500
62 Aaron Loup, L ERA: 4.5	(7, 1)	0.2	H	4	2	1	1	0	0	0	0	0	0	0	10	16	13.50	3.000
32 Esmil Rogers, R ERA:	(7, 1)	0.1	H	2	1	0	0	1	0	0	0	0	0	0	7	9	0.00	3.000
38 Darren Oliver, L ERA: 4.5	(8, 1)	1.0	H	7	3	1	1	0	1	0	0	0	0	0	13	19	9.00	4.000

PITCHER		IP	WLS	BF	H	R	ER	SO	BB	IBB	HBP	BLK	WP	HR	S	P	ERA	WHIP
44 Casey Janssen, R ERA:	(9, 1)	1.0	S	3	0	0	0	2	0	0	0	0	0	0	9	12	0.00	0.000

BOTTOM

Cleveland Indians @ Toronto Blue Jays

Rogers Centre, Toronto, ON

Thu Apr 04 2013, 7:08 PM - 9:56 PM EDT

Att. 19,515 - Roof Closed - 68 F

livebaseballscorecards.com

Batter	1	2	3	4	5	6	7	8	9	AB	R	H	RBI	BB	SO	LOB
7 José Reyes, S (1, 6) OBP: 0.357, SLG: 0.182	B FF 90 B FF 90 B FF 89 B FF 88 4-0 53 G5-3 19 HR BB	B SI 89 X FF 91 1-0 ③ G4-3			B SI 88 X CH 83 1-0 53 S 10 HR 1B	B FF 95 X FF 95 1-0 ② F7		C CU 83 B SI 95 B SI 95 B FF 95 B SI 94 4-1 53 BB 19 FC6-4 BB		3	3	1	0	2	0	2
53 Melky Cabrera, S (1, 7) OBP: 0.286, SLG: 0.167	C SI 89 B SI 90 X FF 89 1-1 ① G5-3 1-2	B CH 82 X CH 81 1-0 ① F8			1 SAFE B FF 91 C CU 77 B CH 83 F FF 90 B CU 78 B CU 77 4-2 10 HR 1-2 BB	C FF 96 X KC 85 0-1 E3 10 BB 19 WP 2-H		1 SAFE S SI 94 1 SAFE B SI 93 F SI 92 B FF 96 1 SAFE F CU 83 B SI 95 4-2 1 SAFE F FF 94 B SI 96 19 FC6-4 1-2 BB		3	1	0	0	2	0	1
19 José Bautista, R (1, 9) OBP: 0.357, SLG: 0.750 11 Rajai Davis, R (9, 9)	B SI 91 X FC 84 1-0 2-H HR	X FF 91 0-0 ② F8	X SI 90 0-0 ② L8		B KC 84 D KC 84 F FF 95 B KC 83 B FF 95 4-1 10 BB 1-2 BB			B SI 93 C SI 96 D CU 84 C SI 94 B CU 83 X SI 94 3-2 ② FC6-4 1-2f 2-H		4 0	1 0	1 0	3 0	1 0	0 0	3 0
10 Edwin Encarnación, R (1, 10) OBP: 0.429, SLG: 0.500	C FF 92 B FF 92 F SI 91 B SL 79 X SL 78 2-2 ② F9	C SI 89 X SI 90 0-1 ③ P3	B SI 91 B FF 90 X SI 90 2-0 1-H 2-H HR		B KC 82 B FF 95 B FF 94 B FF 95 4-0 1-2 2-3 BB			B SI 96 B SI 95 C SL 88 C SI 94 S SI 93 2-3 ③ K		4	1	1	3	1	1	1
26 Adam Lind, L (1, 3)	B SI 91 B SI 90 F FF 91 X CH 84 2-1 ③ G4-3			C FF 89 X CU 76 0-1 ① G3-1	B SI 90 F CU 78 C CU 77 B CH 84 X SI 91 2-2 ③ F8	C FF 94 F KC 84 F FF 96 B FF 95 X KC 84 1-2 ③ F8				4	0	0	0	0	0	3
9 J.P. Arencibia, R (1, 2) OBP: 0.417, SLG: 1.000		X FF 90 0-0 HR		X FC 84 0-0 16 FC6-4 1B		C CU 75 B FF 88 X SI 88 1-1 HR	B SI 95 X SL 88 1-0 E6 16 G6-4-3			4	2	3	2	0	0	0
16 Mark DeRosa, R (1, 5)		C FF 91 C CU 76 B CU 77 B CU 76 B CU 76 X FF 90 3-2 ① F8		B SI 89 B CU 75 C SI 90 X CU 77 2-1 ② FC6-4 1-2f		S FF 96 B FF 96 S FF 95 F FF 96 F FF 96 B FF 96 S KC 86 2-3 ① K2-3	X SI 94 0-0 ① ② G6-4-3 1-2f			4	0	0	0	0	1	2
28 Colby Rasmus, L (1, 8) OBP: 0.167, SLG: 0.364		B CH 84 T FF 90 S CH 83 X CU 78 1-2 ② G3		B CH 85 S CH 84 X SI 92 1-1 ③ F7		B FF 96 B FF 95 F FF 96 B KC 83 X FF 95 3-1 HR	B CH 82 B SI 94 C SI 95 X SI 94 2-1 ③ F8			4	1	1	1	0	0	1
1 Emilio Bonifácio, S (1, 4) OBP: 0.273, SLG: 0.455		X FF 89 0-0 1B			X FF 90 0-0 ① B5-3	X FF 96 0-0 53 E 2B		C FF 95 B CU 81 F SI 96 X CU 82 1-2 ① G4-3		4	1	2	0	0	0	0
Inning Stats	R: 2 E: 0 K: 0 S: 8 H: 1 LOB: 0 BB: 1 P: 18	R: 1 E: 0 K: 0 S: 9 H: 2 LOB: 1 BB: 0 P: 14	R: 0 E: 0 K: 0 S: 4 H: 0 LOB: 0 BB: 0 P: 5	R: 0 E: 0 K: 0 S: 7 H: 1 LOB: 1 BB: 0 P: 10	R: 3 E: 0 K: 0 S: 9 H: 2 LOB: 0 BB: 1 P: 18	R: 3 E: 1 K: 1 S: 18 H: 3 LOB: 3 BB: 2 P: 34	R: 0 E: 1 K: 0 S: 4 H: 0 LOB: 0 BB: 0 P: 7	R: 1 E: 0 K: 1 S: 14 H: 0 LOB: 1 BB: 2 P: 28		1B: 3 2B: 1 3B: 0 HR: 5 SF: 0 SAC: 0 DP: 1 HBP: 0						

	AB	34
	R	10
	H	9
	RBI	9
	BB	6
	SO	2
	LOB	13

WP: 1 PA: 40
PB: 0
SB: 1
CS: 0

PITCHER		IP	WLS	BF	H	R	ER	SO	BB	IBB	HBP	BLK	WP	HR	S	P	ERA	WHIP
39 Brett Myers, R ERA: 12.6	(1, 1)	5.0	L	24	7	7	7	0	2	0	0	0	0	4	39	68	12.60	1.800
37 Cody Allen, R ERA: 9.0	(6, 1)	1.0		8	2	2	1	1	2	0	0	0	1	1	16	31	9.00	4.000
32 Matt Albers, R ERA: 3.86	(7, 1)	2.0		8	0	1	1	1	2	0	0	0	0	0	18	35	4.50	1.000

PITCHER		IP	WLS	BF	H	R	ER	SO	BB	IBB	HBP	BLK	WP	HR	S	P	ERA	WHIP

Batter	1	2	3	4	5	6	7	8	9	AB	R	H	RBI	BB	SO	LOB
24 Michael Bourn, L (1, 8) OBP: 0.450, SLG: 0.500	C SI 92 B SI 93 B FF 93 C FF 92 B KC 82 X SI 94 3-2 22 F8 13 SH1-3 1B		B FF 92 X FF 92 1-0 1-3 2B		C FF 94 B CH 85 B SI 94 B FF 91 X FF 92 3-1 ③ G4-3			C FF 92 C SL 82 B FS 84 B SL 81 B SL 80 X FF 90 3-2 ③ G4-3		4	0	2	0	0	0	0
13 Asdrúbal Cabrera, S (1, 6) OBP: 0.222, SLG: 0.375	C SI 90 X FF 93 0-1 ① SH1-3 1-2		B FF 93 F CH 85 X CH 83 1-1 ② FC5-2-6 3-H			B FF 90 C FF 92 C KC 80 S SI 92 1-3 ① K			B FF 89 C FF 89 C CU 78 B FS 84 S FS 81 2-3 ① K	3	0	0	0	0	2	2
22 Jason Kipnis, L (1, 4) OBP: 0.111, SLG: 0.222	C FF 93 X FF 92 0-1 ② F8 2-3		C KC 83 B FF 94 S KC 83 F KC 81 B FF 91 S CH 84 2-3 ③ K			C SI 91 B KC 82 B KC 80 B FF 92 X SI 93 3-1 ② L7			B CU 77 B CU 77 F FF 90 S FS 81 C FF 90 2-3 ② K	4	0	0	0	0	2	3
33 Nick Swisher, S (1, 3) OBP: 0.389, SLG: 0.286	B KC 82 B FF 93 D FF 92 X SI 92 3-0 ③ F7			F SI 92 B KC 82 B CH 84 F FF 91 F CH 84 S KC 82 2-3 ① K		B SI 91 F CH 82 F CH 84 B KC 81 C FF 93 2-3 ③ K			B CU 79 B CU 78 C FF 91 C FF 91 B FS 82 X FF 91 3-2 ③ G5-3	4	0	0	0	0	2	1
23 Michael Brantley, L (1, 7) OBP: 0.588, SLG: 0.462		C FF 90 B KC 82 B FF 94 F FF 94 F SL 83 F CH 83 F FF 94 T FF 95 2-2 ① K		B KC 81 B KC 80 B FF 93 B FF 92 4-0 41 G3 BB			C SI 96 F SI 96 B SI 98 X SI 97 1-2 ① G4-3			2	0	0	0	1	1	0
41 Carlos Santana, S (1, 2) OBP: 0.412, SLG: 0.688		C SI 93 S CH 86 F FF 94 X KC 82 0-2 ② G6-3		1 SAFE C CH 80 B SI 92 B FF 91 1 SAFE B CH 85 F FF 92 X CH 82 3-2 ② G3 1-2			C SL 90 B SL 91 X SI 97 1-1 ② G6-3			3	0	0	0	0	0	1
12 Mark Reynolds, R (1, 10) OBP: 0.235, SLG: 0.563		B FF 93 F CH 84 B FF 94 S FF 94 F FF 94 X KC 81 2-2 ③ G3-1		F FF 92 C KC 81 B FF 94 B KC 82 S CH 81 2-3 ③ K			S FF 92 B SI 98 B SI 91 B SI 97 C SI 97 X SI 96 3-2 ③ G4-3			3	0	0	0	0	1	1
4 Mike Aviles, R (1, 5)			C FF 92 B FF 92 B FF 93 B CH 84 B SI 92 4-1 24 2B 13 FC5-2-6 BB		C FF 92 F FF 91 B KC 82 X CH 82 1-2 ① F7			X FF 90 0-0 ① P2		2	0	0	0	1	0	0
11 Drew Stubbs, R (1, 9) OBP: 0.118, SLG: 0.118			B FF 91 C FF 91 C FF 92 C KC 80 1-3 ① K		B CH 84 S FF 92 S FF 91 S KC 82 1-3 ② K			C FF 91 F SL 82 S FS 83 0-3 ② K		3	0	0	0	0	3	1
Inning Stats	R: 0 E: 0 K: 0 S: 8 H: 1 LOB: 1 BB: 0 P: 14	R: 0 E: 0 K: 1 S: 14 H: 0 LOB: 0 BB: 0 P: 18	R: 0 E: 0 K: 2 S: 11 H: 1 LOB: 2 BB: 1 P: 20	R: 0 E: 0 K: 2 S: 10 H: 0 LOB: 1 BB: 1 P: 21	R: 0 E: 0 K: 1 S: 8 H: 0 LOB: 0 BB: 0 P: 13	R: 0 E: 0 K: 2 S: 8 H: 0 LOB: 0 BB: 0 P: 14	R: 0 E: 0 K: 0 S: 8 H: 0 LOB: 0 BB: 0 P: 13	R: 0 E: 0 K: 1 S: 7 H: 0 LOB: 0 BB: 0 P: 10	R: 0 E: 0 K: 2 S: 9 H: 0 LOB: 0 BB: 0 P: 16	1B: 1 2B: 1 3B: 0 HR: 0 SF: 0 SAC: 1 DP: 0 HBP: 0						

PITCHER		IP	WLS	BF	H	R	ER	SO	BB	IBB	HBP	BLK	WP	HR	S	P	ERA	WHIP
55 Matt Moore, L ERA:	(1, 1)	6.0	W	22	2	0	0	8	2	0	0	0	0	0	59	100	0.00	0.667
57 Jake McGee, L ERA: 27.0	(7, 1)	1.0		3	0	0	0	0	0	0	0	0	0	0	8	13	0.00	0.000
47 Brandon Gomes, R ERA:	(8, 1)	1.0		3	0	0	0	1	0	0	0	0	0	0	7	10	0.00	0.000
62 Joel Peralta, R ERA: 4.5	(9, 1)	1.0		3	0	0	0	2	0	0	0	0	0	0	9	16	0.00	0.000

PITCHER	IP	WLS	BF	H	R	ER	SO	BB	IBB	HBP	BLK	WP	HR	S	P	ERA	WHIP

TOP

Cleveland Indians @ Tampa Bay Rays

Tropicana Field, St. Petersburg, FL

Fri Apr 05 2013, 7:11 PM - 9:31 PM EDT

Att. 16,019 - Dome - 72 F

livebaseballscorecards.com

AB	28
R	0
H	2
RBI	0
BB	2
SO	11
LOB	9

1B: 1	SF: 0	WP: 0	PA: 31
2B: 1	SAC: 1	PB: 0	
3B: 0	DP: 0	SB: 0	
HR: 0	HBP: 0	CS: 0	

Batter	1	2	3	4	5	6	7	8	9	AB	R	H	RBI	BB	SO	LOB
8 Desmond Jennings, R (1, 8) OBP: 0.313, SLG: 0.400	X FF 89 0-0 ① F8		B FF 93 D CU 79 S FF 93 F FF 94 X FF 94 2-2 ③ F8		C CU 77 S CU 78 B FF 93 B CU 80 F FF 92 B CH 80 X SI 93 3-2 E5, 5 1B, 18 2B		C FC 93 S SL 82 S SL 82 0-3 ③ K			4	1	0	0	0	1	1
5 Sam Fuld, L (1, 7) OBP: 0.200, SLG: 0.200	C FF 90 B FF 91 C CU 76 X CU 80 1-2 ② G6-3			C FF 90 C CU 76 X FF 91 0-2 18 2B 1B	C FF 88 B FF 89 B FF 89 X FF 90 2-1 18 2B 1B, 1-3			B FC 92 B FC 93 B FC 92 C FC 92 C FC 92 S FC 92 3-3 ① K		4	2	2	0	0	1	0
18 Ben Zobrist, S (1, 9) OBP: 0.438, SLG: 0.800	F FF 91 X CH 81 0-1 ③ G4-3			C FF 88 D CH 80 X FF 90 1-1 3 1B, 11 G6-3 2B, 1-H	D CU 79 1 SAFE C CU 79 X CH 81 1-1 1-H, 3-H 2B			C FC 93 B SL 80 X SL 79 1-1 ② F8		4	1	2	3	0	0	0
3 Evan Longoria, R (1, 5) OBP: 0.375, SLG: 0.375		B SI 91 B FF 91 C SL 84 C SL 86 B FF 93 S FF 92 3-3 ① K		S FF 92 C CU 80 B FF 93 X CU 80 1-2 20 WP, 2-3 1B	C SL 85 F FF 90 C FF 93 0-3 ③ K			C FC 94 C SL 80 B FC 94 S FC 93 1-3 ③ K		4	0	1	0	0	3	1
20 Matt Joyce, L (1, 10) OBP: 0.200, SLG: 0.500		B FF 90 C CH 82 B FF 92 X FF 92 2-1 ② F7		S FF 90 B CH 82 B FF 92 B FF 92 F FF 92 X CU 78 3-2 ① G1-3, 1-2		C FF 90 C CU 77 B CU 79 X FF 92 1-2 ① G4-3				3	0	0	0	0	0	2
11 Yunel Escobar, R (1, 6) OBP: 0.267, SLG: 0.231		B SL 87 B FF 92 X FF 92 2-0 ③ G6-3		X CU 78 0-0 ② G6-3, 3-H		B CU 77 B FF 91 C FF 92 C FF 92 F CU 79 B FF 92 X FF 91 3-2 ② L9				3	0	0	1	0	0	1
21 James Loney, L (1, 3) OBP: 0.200, SLG: 0.300			B FF 90 F FF 90 F SL 87 B FF 92 X CU 79 2-2 ① F8	B FF 91 F CH 80 B FF 92 S FF 93 F SI 94 X SL 86 2-2 ③ F8		C FF 92 C CU 78 B FF 93 S FF 92 1-3 ③ K				3	0	0	0	0	1	1
59 Jose Lobaton, S (1, 2) OBP: 0.600, SLG: 0.800			C FF 90 B CH 81 X CH 81 1-1 2 WP, 2B	B FF 88 C FF 89 B FF 90 S FF 90 B SI 90 F SI 91 X FF 91 3-2 ① P5			F FC 93 B FC 93 X FF 89 1-1 ① 1B			3	0	2	0	0	0	0
2 Kelly Johnson, L (1, 4) OBP: 0.222, SLG: 0.125			B CU 77 F FF 92 B FF 92 F FF 93 X FF 93 2-2 ② F9, 2-3	C CH 81 B CU 78 X FF 91 1-1 ② F8			B FC 92 F FC 92 S SL 79 X FC 93 1-2 ② G3-1			3	0	0	0	0	0	1
Inning Stats	R: 0 E: 0 K: 0 S: 6 H: 0 LOB: 0 BB: 0 P: 7	R: 0 E: 0 K: 1 S: 6 H: 0 LOB: 0 BB: 0 P: 13	R: 0 E: 0 K: 0 S: 11 H: 1 LOB: 1 BB: 0 P: 18	R: 2 E: 0 K: 0 S: 16 H: 3 LOB: 1 BB: 0 P: 23	R: 2 E: 1 K: 1 S: 17 H: 2 LOB: 1 BB: 0 P: 27	R: 0 E: 0 K: 1 S: 10 H: 0 LOB: 0 BB: 0 P: 15	R: 0 E: 0 K: 1 S: 8 H: 1 LOB: 0 BB: 0 P: 10	R: 0 E: 0 K: 2 S: 8 H: 0 LOB: 0 BB: 0 P: 13		1B: 4 2B: 3 3B: 0 HR: 0 SF: 0 SAC: 0 DP: 0 HBP: 0						

PITCHER		IP	WLS	BF	H	R	ER	SO	BB	IBB	HBP	BLK	WP	HR	S	P	ERA	WHIP
34 Zach McAllister, R ERA: 3.0	(1, 1)	6.0	L	25	6	4	2	3	0	0	0	0	2	0	66	103	3.00	1.000
27 Bryan Shaw, R ERA:	(7, 1)	2.0		6	1	0	0	3	0	0	0	0	0	0	16	23	0.00	0.500

PITCHER	IP	WLS	BF	H	R	ER	SO	BB	IBB	HBP	BLK	WP	HR	S	P	ERA	WHIP

BOTTOM

Cleveland Indians @ Tampa Bay Rays

Tropicana Field, St. Petersburg, FL

Fri Apr 05 2013, 7:11 PM - 9:31 PM EDT

Att. 16,019 - Dome - 72 F

livebaseballscorecards.com

AB	31
R	4
H	7
RBI	4
BB	0
SO	6
LOB	7

1B: 4	SF: 0	WP: 2	PA: 31
2B: 3	SAC: 0	PB: 0	
3B: 0	DP: 0	SB: 0	
HR: 0	HBP: 0	CS: 0	

Batter	1	2	3	4	5	6	7	8	9	AB	R	H	RBI	BB	SO	LOB
24 Michael Bourn, L (1, 8) OBP: 0.375, SLG: 0.409	C FF 91 B KC 80 C FF 92 X CH 86 1-2 G3-1		X FF 91 0-0 FC5-6 1-2f 2-3		C KC 80 C SI 91 1 SAFE B SI 91 C KC 80 1-3 K			B FF 90 X FF 90 1-0 F7		4	0	0	0	0	1	3
13 Asdrúbal Cabrera, S (1, 6) OBP: 0.182, SLG: 0.300	C KC 79 B FF 91 S CH 85 C SI 92 1-3 K		C KC 78 1 SAFE X KC 79 0-1 P6			B FF 90 C FF 90 X CH 85 1-1 G6-3		B FF 90 X FF 90 1-0 P5		4	0	0	0	0	1	2
22 Jason Kipnis, L (1, 4) OBP: 0.136, SLG: 0.227	C KC 80 F CH 86 S SI 92 0-3 K		D KC 81 C CH 84 F CU 81 B SI 91 X SI 91 2-2 F8			C FF 91 F FF 91 B SI 91 F CH 85 B KC 82 X FF 91 2-2 G1-3			C SI 90 B SL 84 B SL 83 S SI 91 B SI 91 X 3-2 41 DI 1B	4	0	1	0	0	1	2
33 Nick Swisher, S (1, 3) OBP: 0.409, SLG: 0.294		B SI 90 B SI 90 B FF 90 C SI 89 B SI 89 4-1 41 1B BB		B SI 90 C SI 90 B KC 79 S CH 83 S FF 92 2-3 K		B FF 90 X SI 91 1-0 1B			B SI 93 X SI 92 1-0 F8	3	0	1	0	1	1	1
23 Michael Brantley, L (1, 7) OBP: 0.476, SLG: 0.353		D KC 76 B CH 83 X SI 90 2-0 F7		C KC 79 X KC 80 0-1 G4-3		B FF 90 C FF 89 D KC 81 B CH 85 X FF 89 3-1 G4-3			C FF 93 B SI 92 B C S 2-3 K	4	0	0	0	0	1	3
41 Carlos Santana, S (1, 10) OBP: 0.429, SLG: 0.632 (4, 2)		B FF 91 X SI 90 1-0 8 G4-6-3 1-3 1B		B SI 92 C SI 92 X SI 91 1-1 F8			B C B B B 4-1 8 G1-6-3 BB		B SI 92 C SI 91 D SI 92 C SL 86 B SL 85 X 3-2 F8 1-2	3	0	1	0	1	0	1
8 Lonnie Chisenhall, L (1, 5) OBP: 0.176, SLG: 0.235 37 Cody Allen, R (7, 1)		B KC 79 C KC 78 S CH 84 X FF 91 1-2 G4-6-3 1-2f			C FF 90 F CH 85 F SI 91 X CH 84 0-2 1B		F FF 89 B SI 90 F CH 84 B FF 92 F CH 84 1 SAFE F X 2-2 G1-6-3 1-2f			3	0	1	0	0	0	3
										0	0	0	0	0	0	0
9 Ryan Raburn, R (1, 9) OBP: 0.333, SLG: 0.333			C FF 90 B SI 92 X CH 86 1-1 24 FC5-6 6 BB 1B		C SI 90 B KC 80 B KC 78 1 SAFE X SI 90 2-1 F8		B FF 90 X SI 91 1-0 G4-3			3	0	1	0	0	0	1
6 Lou Marson, R (1, 2) 47 Trevor Bauer, R (4, 1) 32 Matt Albers, L (6, 1) 4 Mike Aviles, R (7, 5)			C FF 91 B CH 86 B SI 91 B SI 90 S FF 91 B CH 77 4-2 24 FC5-6 1-2 BB		C FF 90 C FF 91 C FF 91 0-3 K			C FF 90 B S F B C 2-3 K		0 1 0 1	0 0 0 0	0 0 0 0	0 0 0 0	1 0 0 1	0 1 0 0	0 1 0 0
Inning Stats	R: 0 E: 0 K: 2 S: 9 H: 0 LOB: 0 BB: 0 P: 11	R: 0 E: 0 K: 0 S: 6 H: 1 LOB: 1 BB: 1 P: 14	R: 0 E: 0 K: 0 S: 10 H: 1 LOB: 2 BB: 1 P: 17	R: 0 E: 0 K: 1 S: 7 H: 0 LOB: 0 BB: 0 P: 10	R: 0 E: 0 K: 2 S: 12 H: 1 LOB: 1 BB: 0 P: 15	R: 0 E: 0 K: 0 S: 9 H: 1 LOB: 1 BB: 0 P: 16	R: 0 E: 0 K: 0 S: 7 H: 0 LOB: 0 BB: 1 P: 14	R: 0 E: 0 K: 1 S: 6 H: 0 LOB: 0 BB: 0 P: 10	R: 0 E: 0 K: 1 S: 10 H: 1 LOB: 1 BB: 0 P: 19	1B: 5 2B: 0 3B: 0 HR: 0	SF: 0 SAC: 0 DP: 2 HBP: 0			WP: 0 PB: 0 SB: 0 CS: 0	PA: 33		

PITCHER		IP	WLS	BF	H	R	ER	SO	BB	IBB	HBP	BLK	WP	HR	S	P	ERA	WHIP
53 Alex Cobb, R ERA:	(1, 1)	7.1	W	27	4	0	0	6	3	0	0	0	0	0	64	103	0.00	0.955
62 Joel Peralta, R ERA: 3.38	(8, 1)	0.2		2	0	0	0	0	0	0	0	0	0	0	2	4	0.00	0.000
27 Cesár Ramos, L ERA: 5.4	(9, 1)	1.0		4	1	0	0	1	0	0	0	0	0	0	10	19	0.00	1.000

PITCHER	IP	WLS	BF	H	R	ER	SO	BB	IBB	HBP	BLK	WP	HR	S	P	ERA	WHIP

TOP

Cleveland Indians @ Tampa Bay Rays

Tropicana Field, St. Petersburg, FL

Sat Apr 06 2013, 7:12 PM - 10:22 PM EDT

Att. 32,217 - Dome - 72 F

livebaseballscorecards.com

AB	30
R	0
H	5
RBI	0
BB	3
SO	7
LOB	17

Batter	1	2	3	4	5	6	7	8	9	AB	R	H	RBI	BB	SO	LOB
8 Desmond Jennings, R (1, 8) OBP: 0.381, SLG: 0.389	C FF 92 B FF 92 B SL 83 B FF 93 B FF 93 4-1 18 BB 20 BB 3 BB BB		B SL 81 B FF 92 C FF 92 B FF 92 C FF 93 F FF 93 B FF 93 4-2 20 S 20 FC5-2 BB	C FF 92 B FF 93 B KC 75 X FF 92 2-1 ② G5-3		C FF 94 D SL 86 B SI 93 X FF 93 2-1 1-2 2-3 1B		F FF 94 B KC 84 C S 1-3 ① K	3	1	1	0	2	1	0
20 Matt Joyce, L (1, 9) OBP: 0.267, SLG: 0.429	C FF 92 F CH 86 B CH 81 B CH 81 B FF 92 F FF 93 F FF 93 1 SAFE B CH 82 4-2 3 BB 18 BB 11 L9-2 1-2 BB		1 SAFE B FF 92 F CH 86 S CH 82 X FF 94 1-2 ① FC5-2 3 G5-3 18 BB 1-H	S CH 87 B CH 85 B FF 92 S CH 85 X KC 77 2-2 ③ G3-1		B CU 80 C FF 94 F CU 81 B FF 93 F SI 93 F FF 94 F FF 92 S CU 81 2-3 ② K		B FF 94 B FF 94 C FF 95 C FF 95 B X 3-2 3 1B 21 2B 1B	4	1	1	0	1	1	4
18 Ben Zobrist, S (1, 4) OBP: 0.429, SLG: 0.667	B FF 93 B FF 92 B CH 87 B FF 94 4-0 3 BB 1-2 2-3 BB		1 SAFE B CH 80 B FF 92 C CH 86 D CH 86 B FF 93 4-1 3 G5-3 1-2 BB		C CH 85 F CH 83 X KC 77 0-2 ① G3	B SI 91 C CU 81 X FF 92 1-1 ③ G3		B FF 94 1 SAFE X FF 95 1-0 ② F9		3	0	0	0	2	0	4
3 Evan Longoria, R (1, 5) OBP: 0.429, SLG: 0.368	B FF 93 F FF 94 S CH 88 F CH 88 B KC 76 F CH 88 F FF 94 B CH 86 B CH 87 4-2 1-2 2-3 3-H BB		C FF 93 B SL 83 X CH 87 1-1 ② G5-3 1-2 2-3		C FF 92 B FF 92 F SL 82 B FF 94 B CH 86 F SL 82 F FF 94 X SL 81 3-2 ② F8		B KC 82 H FF 94 2-0 11 F9 21 1B HBP	X FF 95 0-0 21 2B 1-3 1B		3	1	1	1	1	0	2
21 James Loney, L (1, 3) OBP: 0.333, SLG: 0.429	S FF 94 X FF 94 0-1 ① P5		B FF 92 B FF 92 B FF 93 B FF 92 4-0 BB		B CH 87 C CH 82 B KC 74 F CH 86 F FF 93 X KC 76 2-2 ③ F8		B FF 95 B FF 95 X 2-0 28 BB 1-2 1B	F FF 94 X 0-1 1-H 3-H 2B		4	0	2	2	1	0	3
11 Yunel Escobar, R (1, 6) OBP: 0.250, SLG: 0.278	C CH 87 B KC 76 X FF 94 1-1 ②③ L9-2 3-H		C KC 75 C SL 83 B FF 94 S SL 82 1-3 ③ K			B SI 93 B SI 92 F SI 92 F SI 93 F SI 94 X CU 80 2-2 15 1B 2B	X FF 95 0-0 ① F9 2-3	B KC 80 F FF 95 C F C 1-3 ③ K		5	1	1	0	0	2	9
15 Shelley Duncan, R (1, 10) OBP: 0.231, SLG: 0.462			C FF 93 C SL 84 B SL 82 B FF 94 F FF 93 S SL 83 2-3 ① K	C KC 73 F SL 80 X KC 76 0-2 ① F7		X SI 93 0-0 8 1B 28 SH3-1 2-H 1B	F KC 82 B S X 1-2 ② P3			4	0	1	1	0	1	2
28 José Molina, R (1, 2) OBP: 0.375, SLG: 0.286			F FF 93 B FF 93 B SL 80 X FF 92 2-1 ② G6-3	F FF 90 B FF 92 X SL 80 1-1 2 HR 1B		X SI 92 0-0 ① SH3-1 1-2	C FF 95 B FF 95 B FF 96 F FF 96 F F B F B 4-2 1-2 BB			2	1	1	0	1	0	0
2 Kelly Johnson, L (1, 7) OBP: 0.333, SLG: 0.500 5 Sam Fuld, L (7, 7) OBP: 0.182, SLG: 0.182			C CH 87 S CH 83 X CH 80 0-2 ③ F9	L FF 91 X CH 83 0-1 1-H HR		B CU 80 C SI 93 B FF 94 B FF 93 B SI 92 4-1 8 1B BB	X FF 95 0-0 ③ G3			2 1	1 0	1 0	2 0	1 0	0 0	0 3
Inning Stats	R: 1 E: 0 K: 0 S: 14 H: 0 LOB: 2 BB: 4 P: 31		R: 0 E: 0 K: 1 S: 9 H: 0 LOB: 0 BB: 0 P: 13	R: 0 E: 0 K: 1 S: 12 H: 0 LOB: 3 BB: 3 P: 27	R: 2 E: 0 K: 0 S: 12 H: 2 LOB: 0 BB: 0 P: 17	R: 0 E: 0 K: 0 S: 12 H: 0 LOB: 0 BB: 0 P: 17	R: 1 E: 0 K: 1 S: 17 H: 3 LOB: 3 BB: 1 P: 28	R: 0 E: 0 K: 0 S: 11 H: 1 LOB: 3 BB: 1 P: 20	R: 2 E: 0 K: 2 S: 14 H: 3 LOB: 1 BB: 0 P: 20		1B: 6 2B: 3 3B: 0 HR: 1 SF: 0 SAC: 1 DP: 1 HBP: 1		WP: 0 PB: 0 SB: 2 CS: 0 PA: 42		

PITCHER		IP	WLS	BF	H	R	ER	SO	BB	IBB	HBP	BLK	WP	HR	S	P	ERA	WHIP
47 Trevor Bauer, R ERA: 5.4	(1, 1)	5.0	L	23	2	3	3	2	7	0	0	0	0	1	59	105	5.40	1.800
47 Trevor Bauer, R ERA: 5.4	(4, 1)	5.0	L	23	2	3	3	2	7	0	0	0	0	1	59	105	5.40	1.800
32 Matt Albers, R ERA: 5.4	(6, 1)	1.0		7	3	1	1	1	1	0	0	0	0	0	17	28	9.00	4.000
37 Cody Allen, R ERA: 9.0	(7, 1)	2.0		12	4	2	2	2	1	0	1	0	0	0	25	40	9.00	2.500

PITCHER	IP	WLS	BF	H	R	ER	SO	BB	IBB	HBP	BLK	WP	HR	S	P	ERA	WHIP

BOTTOM

Cleveland Indians @ Tampa Bay Rays

Tropicana Field, St. Petersburg, FL

Sat Apr 06 2013, 7:12 PM - 10:22 PM EDT

Att. 32,217 - Dome - 72 F

livebaseballscorecards.com

AB	31
R	6
H	9
RBI	6
BB	9
SO	5
LOB	27

Batter	1	2	3	4	5	6	7	8	9	AB	R	H	RBI	BB	SO	LOB
24 Michael Bourn, L (1, 8) OBP: 0.367, SLG: 0.536	C SI 93 C SI 94 F SI 94 X SI 94 0-2 9 S 2B	X SI 94 0-0 ③ G3		C SI 93 F SI 94 S KC 80 0-3 ② K	X SI 92 0-0 ③ G4-3			X FF 90 0-0 HR	C SI 89 B SI 88 C SL 82 X SI 90 1-2 ③ G4-3	6	1	2	1	0	1	4
13 Asdrúbal Cabrera, S (1, 6) OBP: 0.185, SLG: 0.250	B SI 94 X CH 86 1-0 ① G6-3		C FC 87 C SI 93 B KC 79 F FC 90 B SI 94 B KC 79 B FC 90 4-2 9 BB 12 HR BB	F CH 84 X SI 94 0-1 ③ P3		S SI 88 B CU 74 T FC 86 B CU 77 X FC 86 2-2 ① G3-1		S SL 81 B FS 82 F FF 91 S SL 82 1-3 ① K		4	1	0	0	1	1	1
9 Ryan Raburn, R (1, 7) OBP: 0.375, SLG: 0.429	C SI 94 C FC 89 S KC 80 0-3 ② K 2-3		C CH 86 B SI 95 1 SAFE B FF 92 B CH 85 1 SAFE B SI 93 4-1 12 HR 1-2 BB		S FC 88 B SI 91 X CH 84 1-1 41 2B 2B	B SI 88 B SI 88 X FC 86 2-0 ② F7		S SL 82 X SL 82 0-1 ② P3		4	2	1	0	1	1	1
33 Nick Swisher, S (1, 3) OBP: 0.333, SLG: 0.227	C SI 95 F CH 86 X KC 79 0-2 F8		C KC 79 C FF 94 B CH 86 B SI 95 B SI 95 X CH 86 3-2 ① L7		B FF 93 C FC 89 B FC 88 X CH 84 2-1 ① F9	C SI 89 C FC 87 S CU 77 0-3 ③ K		C SL 81 B FS 83 B FF 92 S SL 81 F SL 82 S FF 91 2-3 ③ K		5	0	0	0	0	2	4
12 Mark Reynolds, R (1, 10) OBP: 0.364, SLG: 0.950		B SI 92 B CH 84 B SI 92 B SI 92 4-0 4 FC6-4 41 1B 8 FC2-5-1 BB	C SI 95 X KC 79 0-1 1-H 2-H HR		C SI 93 B FF 94 S SI 94 S SI 94 1-3 ② K		X FF 91 0-0 HR		C SI 93 B CH 81 B SI 94 B SI 95 C SI 94 X SI 94 3-2 41 HR 2B	4	3	3	4	1	1	1
41 Carlos Santana, S (1, 2) OBP: 0.538, SLG: 0.917		F SI 94 C SI 94 1 SAFE X KC 79 0-2 4 FC6-4 1-2 1B	C SI 94 B SI 95 B CH 85 X SI 94 2-1 4 FC6-4 1B		C KC 78 B FC 90 C SI 94 X SI 94 1-2 4 1B 8 HR 2-H 2B		S SL 85 C SL 85 X CH 83 0-2 4 1B 2B		C SI 95 B CH 83 X CH 82 1-1 2-H HR	5	3	5	3	0	0	0
4 Mike Aviles, R (1, 4) OBP: 0.333, SLG: 0.250		B SI 94 X CH 85 1-0 ① FC6-4 8 FC2-5-1 11 1B 1-2f 2-3	X CH 85 0-0 ② FC6-4 1-2f		C CH 85 C FC 89 B FC 89 B KC 78 X FC 89 2-2 8 HR 2-3 1B		B SL 84 C CH 89 X SL 78 1-1 8 L4-3 2-H 1B		B FF 96 F SI 94 B SI 95 B CH 84 X SI 95 3-1 ① F8	5	2	2	1	0	0	3
8 Lonnie Chisenhall, L (1, 5) OBP: 0.227, SLG: 0.455		B SI 94 C SI 94 F SI 94 F SI 95 F KC 79 1 SAFE 1 SAFE X SI 94 1-2 ② FC2-5-1 11 1B 1-3 3-H	X SI 94 0-0 ③ L8		B SI 93 B SI 94 B SI 93 C SI 92 X SI 93 3-1 1-H 3-H HR		X CH 88 0-0 ①② L4-3 1-1		C CH 84 B SI 95 X SI 96 1-1 2B	5	1	2	3	0	0	4
11 Drew Stubbs, R (1, 9) OBP: 0.182, SLG: 0.182		F SI 94 B FF 90 1 SAFE D KC 80 B SI 94 X SI 94 3-1 1-3 3-H 1B		B KC 78 F FF 92 B FC 87 X CH 84 2-1 ① G5-3	C FC 88 X FC 87 0-1 1B		X SL 84 0-0 ③ F8		C SI 94 F SI 96 B CH 84 B FF 96 S SI 96 2-3 ② K	5	0	2	1	0	1	1
Inning Stats	R: 0 E: 0 K: 1 S: 11 H: 1 LOB: 1 BB: 0 P: 12	R: 1 E: 0 K: 0 S: 12 H: 2 LOB: 2 BB: 1 P: 21	R: 3 E: 0 K: 0 S: 13 H: 2 LOB: 1 BB: 2 P: 26	R: 0 E: 0 K: 1 S: 7 H: 0 LOB: 0 BB: 0 P: 9	R: 4 E: 0 K: 1 S: 18 H: 5 LOB: 1 BB: 0 P: 28	R: 0 E: 0 K: 1 S: 7 H: 0 LOB: 0 BB: 0 P: 11	R: 2 E: 0 K: 0 S: 8 H: 3 LOB: 0 BB: 0 P: 9	R: 1 E: 0 K: 2 S: 10 H: 1 LOB: 0 BB: 0 P: 13	R: 2 E: 0 K: 1 S: 15 H: 3 LOB: 1 BB: 0 P: 26	1B: 6 2B: 7 3B: 0 HR: 5 SF: 0 SAC: 0 DP: 1 HBP: 0						

PITCHER		IP	WLS	BF	H	R	ER	SO	BB	IBB	HBP	BLK	WP	HR	S	P	ERA	WHIP
14 David Price, L ERA: 8.18	(1, 1)	5.0	L	28	10	8	8	3	3	0	0	0	0	2	61	96	14.40	2.600
35 Jamey Wright, R ERA:	(6, 1)	1.0		3	0	0	0	1	0	0	0	0	0	0	7	11	0.00	0.000
43 Kyle Farnsworth, R ERA: 10.8	(7, 1)	1.0		5	3	2	2	0	0	0	0	0	0	1	8	9	18.00	3.000
47 Brandon Gomes, R ERA: 4.5	(8, 1)	1.0		4	1	1	1	2	0	0	0	0	0	1	10	13	9.00	1.000
56 Fernando Rodney, R ERA: 16.2	(9, 1)	0.2		5	3	2	2	1	0	0	0	0	0	1	12	22	27.00	4.500

PITCHER		IP	WLS	BF	H	R	ER	SO	BB	IBB	HBP	BLK	WP	HR	S	P	ERA	WHIP
27 Cesár Ramos, L ERA: 4.91	(9, 1)	0.1		1	0	0	0	0	0	0	0	0	0	0	3	4	0.00	0.000

TOP

Cleveland Indians @ Tampa Bay Rays

Tropicana Field, St. Petersburg, FL

Sun Apr 07 2013, 1:42 PM - 4:25 PM EDT

Att. 21,629 - Dome - 72 F

livebaseballscorecards.com

AB	43
R	13
H	17
RBI	13
BB	3
SO	7
LOB	19

PA: 46

WP: 0
PB: 0
SB: 1
CS: 0

Cleveland Indians @ Tampa Bay Rays

Tropicana Field, St. Petersburg, FL

Sun Apr 07 2013, 1:42 PM - 4:25 PM EDT

Att. 21,629 - Dome - 72 F

BOTTOM

livebaseballscorecards.com

Batter	1	2	3	4	5	6	7	8	9	AB	R	H	RBI	BB	SO	LOB
8 Desmond Jennings, R (1, 8) OBP: 0.375, SLG: 0.350 19 Ryan Roberts, R (7, 5) OBP: 0.375, SLG: 0.375	C SI 89 X SI 91 0-1 ① G4-3		B SI 89 B SI 90 C FF 92 B SI 87 B FF 91 4-1 5 G3-6 BB		C FF 94 B SL 83 F SI 91 B SL 85 F FF 94 X SI 91 2-2 ③ G6-3			C SI 87 B SL 82 X SI 87 1-1 5 WP 1B		2 0 0 0 1 0 0 1 0 1 0 0 0 0						
5 Sam Fuld, L (1, 9) OBP: 0.133, SLG: 0.133 (7, 8)	C FF 91 X SI 93 0-1 ② G1-3		X FF 89 0-0 ① ② G3-6 1-2f			B FF 89 F FF 88 X FF 92 1-1 ① G4-1		B FF 88 B SI 88 B FF 88 C SI 86 X FF 88 3-1 ③ F9 1-2		4 0 0 0 0 0 2						
18 Ben Zobrist, S (1, 4) OBP: 0.458, SLG: 0.667 1 Sean Rodríguez, R (7, 7)	C FF 94 C SI 93 B FF 96 X FF 95 1-2 21 BB 3 BB 1B		B SI 90 C SL 81 B SI 89 X SI 89 2-1 1B			C SL 81 B SL 82 C FF 92 S SL 83 1-3 ② K			C FF 91 S FF 92 S FF 92 0-3 ① K	3 0 2 0 0 1 0 1 0 0 0 0 1 0						
3 Evan Longoria, R (1, 5) OBP: 0.417, SLG: 0.333 43 Kyle Farnsworth, R (7, 1) 47 Brandon Gomes, R (8, 1) 56 Fernando Rodney, R (9, 1) 27 Cesár Ramos, L (9, 1) 15 Shelley Duncan, R (9, PH) OBP: 0.286, SLG: 0.500	D SI 90 B SI 92 B FF 92 B FF 92 4-0 21 BB 1-2 BB		X FF 93 0-0 ③ G5-3			C SI 91 C SL 82 B SL 82 B FF 94 F SI 89 X SL 84 2-2 ③ G3-1			F FF 92 X SL 78 0-1 11 WP 11 DI 1B	2 0 0 0 1 0 1 0 0 0 0 0 0 0 0 0 0 0 0 0 0 0 0 0 0 0 0 0 0 0 0 0 0 0 0 1 0 1 0 0 0 0						
21 James Loney, L (1, 3) OBP: 0.316, SLG: 0.353	F FF 93 B SL 80 B FF 93 B FF 90 B FF 93 4-1 1-2 2-3 BB			B SL 79 X FF 92 1-0 ① P5			C CH 86 C SL 82 B FF 92 X SL 84 1-2 ① G4-3		B FF 91 F FF 92 F FF 92 B SL 79 C SL 78 2-3 ② K	3 0 0 0 1 1 1						
11 Yunel Escobar, R (1, 6) OBP: 0.250, SLG: 0.238	C SL 80 F SI 91 S SL 84 0-3 ③ K			C FF 94 F SI 91 S SL 85 0-3 ② K			B FF 92 S SL 82 F SI 89 S SL 82 1-3 ② K		F FF 91 B SL 79 B FF 91 S FF 92 B FF 91 B FF 92 4-2 20 BB 1-3 BB	3 0 0 0 1 3 3						
20 Matt Joyce, L (1, 7) OBP: 0.263, SLG: 0.353 (7, 9)		F FF 92 S SI 89 F FF 93 C SL 83 0-3 ① K		C SL 82 C SI 91 B FF 94 B SI 92 F SL 85 F FF 94 C FF 94 2-3 ③ K			B SL 82 S SI 90 X FF 93 1-1 ③ G4-3		B FF 92 B FF 92 B FF 92 B FF 91 4-0 1-2 BB	3 0 0 0 1 2 0						
59 Jose Lobaton, S (1, 2) OBP: 0.333, SLG: 0.444		B FF 94 F FF 93 S SL 84 B SL 85 B SI 93 X SI 91 3-2 ② G3-1			C FF 90 C SL 79 B FF 94 B FF 92 B SL 82 C FF 89 3-3 ① K			B FF 88 C FF 88 B SL 79 F SI 87 C SL 81 2-3 ① K	C SL 78 B FF 91 S SL 79 X SL 78 1-2 ③ G1-3	4 0 0 0 0 2 3						
2 Kelly Johnson, L (1, 10) OBP: 0.267, SLG: 0.385 (7, 4)		B FF 93 C SI 90 C SL 82 B FF 95 B FF 93 S SI 88 3-3 ③ K			C SL 80 X SL 81 0-1 ② P5			B SI 88 B SI 87 F FF 88 F SI 88 X SL 81 2-2 ② F9		3 0 0 0 0 1 0						
Inning Stats	R: 0 E: 0 K: 1 S: 11 H: 1 LOB: 3 BB: 2 P: 20	R: 0 E: 0 K: 2 S: 10 H: 0 LOB: 0 BB: 0 P: 16	R: 0 E: 0 K: 0 S: 5 H: 1 LOB: 1 BB: 1 P: 11	R: 0 E: 0 K: 2 S: 9 H: 0 LOB: 0 BB: 0 P: 12	R: 0 E: 0 K: 1 S: 9 H: 0 LOB: 0 BB: 0 P: 14	R: 0 E: 0 K: 1 S: 9 H: 0 LOB: 0 BB: 0 P: 13	R: 0 E: 0 K: 1 S: 8 H: 0 LOB: 0 BB: 0 P: 11	R: 0 E: 0 K: 1 S: 10 H: 1 LOB: 1 BB: 0 P: 18	R: 0 E: 0 K: 2 S: 13 H: 1 LOB: 3 BB: 2 P: 24	1B: 4 2B: 0 3B: 0 HR: 0 SF: 0 SAC: 0 DP: 1 HBP: 0						

	AB	30
	R	0
	H	4
	RBI	0
	BB	5
	SO	11
	LOB	10

WP: 2 PA: 35
PB: 0
SB: 0
CS: 0

PITCHER		IP	WLS	BF	H	R	ER	SO	BB	IBB	HBP	BLK	WP	HR	S	P	ERA	WHIP
63 Justin Masterson, R ERA: 0.69	(1, 1)	7.0	W	25	2	0	0	8	3	0	0	0	0	0	61	97	0.00	0.714
38 Joe Smith, R ERA:	(8, 1)	1.0		4	1	0	0	1	0	0	0	0	1	0	10	18	0.00	1.000
52 Vinnie Pestano, R ERA:	(9, 1)	1.0		6	1	0	0	2	2	0	0	0	1	0	13	24	0.00	3.000

PITCHER	IP	WLS	BF	H	R	ER	SO	BB	IBB	HBP	BLK	WP	HR	S	P	ERA	WHIP

Batter	1	2	3	4	5	6	7	8	9	AB	R	H	RBI	BB	SO	LOB
11 Brett Gardner, L (1, 8) OBP: 0.242, SLG: 0.267	B FS 84 C FS 84 X FS 79 1-1 G3 ①	C FF 90 B FS 82 C FS 79 F SL 82 X FF 90 1-2 G3 ③		C FS 87 B FS 80 C SL 79 B SL 79 F FS 81 X FS 81 2-2 24 CS 1B 1-H		F FF 91 F FF 92 X CU 79 0-2 G3 ②		C FF 92 S KC 82 B KC 82 B FF 92 B FF 92 X FF 92 3-2 G4-3 ①		5	0	1	1	0	0	0
24 Robinson Canó, L (1, 4) OBP: 0.300, SLG: 0.481 17 Jayson Nix, R (8, 4) OBP: 0.273, SLG: 0.545	B FF 88 B FS 79 C FS 85 B SL 82 F FF 87 B FF 90 4-2 33 HR 36 1B BB		X SL 80 0-0 33 1B 2B	B FF 87 1-0 CS ③ 1-2	X FS 84 0-0 HR	X CU 80 0-0 HR		S KC 83 X FF 92 0-1 L8 ②		4 0	4 0	3 0	2 0	1 0	0 0	0 0
36 Kevin Youkilis, R (1, 5) OBP: 0.433, SLG: 0.630	B CU 78 C SI 90 B SL 81 X FF 89 2-1 33 HR 1B 1-2		B FF 89 C SL 79 C FS 81 S CU 78 1-3 K ①		C FS 79 B SL 81 X FF 87 1-1 F9 ①	C SI 92 B SL 86 S SI 91 F SI 90 F SI 93 F CU 78 B SI 91 S SI 91 2-3 K ③		B FF 92 F FF 92 X FF 92 1-1 F9 ③		5	1	1	0	0	2	1
33 Travis Hafner, L (1, 10) OBP: 0.481, SLG: 0.652	B FF 89 B FS 79 X FF 90 2-0 HR 1-H 2-H		B FS 80 B SL 79 B FS 82 C SI 88 F FS 83 X FS 84 3-2 31 FC6-4 1B 2-H		B SI 88 B CU 76 C FS 79 C SL 80 B SI 89 B CU 78 4-2 12 1B 31 1B BB		B SI 88 B SI 88 B CU 73 C SI 88 B CU 73 4-1 31 1B 12 1B 31 E BB		F FF 90 S SL 80 B SL 81 B SL 79 X FF 90 2-2 G4-3 ①	3	3	2	4	2	0	0
12 Vernon Wells, R (1, 7) OBP: 0.500, SLG: 0.762	B FF 89 B FF 89 B FF 89 B FS 86 4-0 31 G4-3 31 S BB		F SL 81 B FF 89 F FS 82 B FF 90 S FS 81 2-3 K ②		C SI 90 X SI 90 0-1 31 1B 1-3		C SI 89 F CU 73 B SI 90 D CU 73 F SI 88 X CU 72 2-2 31 E 26 WP 1B 1-2		C SL 80 B FF 90 X FF 89 1-1 22 PB 2B	4	1	3	0	1	1	1
31 Ichiro Suzuki, L (1, 9) OBP: 0.240, SLG: 0.182 22 Brennan Boesch, L (8, 9) OBP: 0.182, SLG: 0.364	C SI 87 B FF 88 X FS 81 1-1 G4-3 ② 1-3		C FS 86 C SL 80 F FF 90 D FS 78 B FF 88 F FS 78 X SL 79 2-2 FC6-4 ③ 1-2f		1 SAFE F SI 91 B FF 92 X CU 78 1-1 1-2 3-H 1B		B SI 88 B SI 89 C SI 88 B CU 72 X CU 74 3-2 E6 26 WP 26 SF7 1B 1-3 2-H		B FF 90 B FF 89 F FF 89 C FF 90 B SL 79 F FF 90 F FF 89 T FF 90 3-2 K ② 2-3	4 1	1 0	2 0	1 0	0 0	0 1	2 1
26 Eduardo Núñez, R (1, 6) OBP: 0.333, SLG: 0.333	D SL 82 C FF 89 F SL 81 C FF 91 1-3 K ③			B CU 78 F CU 77 X SI 88 1-1 G5-3 ① 3-3 K ②	B SI 92 S SL 86 S SL 86 D CH 84 B SI 93 S SL 87		B SI 89 F SI 88 X CU 73 1-1 SF7 ① 2-H 3-H		B FF 89 F FF 90 X FF 90 1-1 F9 ③	4	0	0	1	0	2	4
55 Lyle Overbay, L (1, 3) OBP: 0.208, SLG: 0.217		F FS 87 B SI 89 C SL 80 S FS 80 1-3 K ①		B FS 76 B FS 79 C FF 87 X SI 90 2-1 L7 ② X SI 91 0-0 L4 ③			B SI 88 B SI 87 C SI 88 C SI 88 B CU 73 X CU 73 3-2 L9 ②			4	0	0	0	0	1	2
19 Chris Stewart, R (1, 2) OBP: 0.200, SLG: 0.200		C FF 88 B SL 81 X FF 88 1-1 F7 ②		C FS 87 B FF 89 B CU 77 F SI 88 X FF 90 2-2 11 S 11 1B 1B		B SL 86 C SI 91 B SL 86 X SI 92 2-1 G5-3 ①	B SI 88 F SI 88 B CU 73 X SI 88 2-1 F9 ③			4	1	1	0	0	0	0
Inning Stats	R: 3 E: 0 K: 1 S: 12 H: 2 LOB: 1 BB: 2 P: 27	R: 0 E: 0 K: 1 S: 9 H: 0 LOB: 0 BB: 0 P: 12	R: 1 E: 0 K: 2 S: 15 H: 2 LOB: 1 BB: 0 P: 23	R: 1 E: 0 K: 0 S: 11 H: 2 LOB: 0 BB: 0 P: 19	R: 2 E: 0 K: 1 S: 13 H: 3 LOB: 2 BB: 1 P: 22	R: 1 E: 0 K: 1 S: 12 H: 1 LOB: 0 BB: 0 P: 16	R: 3 E: 1 K: 0 S: 15 H: 2 LOB: 0 BB: 1 P: 30	R: 0 E: 0 K: 0 S: 7 H: 0 LOB: 0 BB: 0 P: 11	R: 0 E: 0 K: 1 S: 12 H: 1 LOB: 1 BB: 0 P: 19	1B: 8 2B: 2 3B: 0 HR: 3 SF: 1 SAC: 0 DP: 0 HBP: 0						

TOP

New York Yankees @ Cleveland Indians

Progressive Field, Cleveland, OH

Mon Apr 08 2013, 4:09 PM - 8:00 PM EDT

Att. 41,567 - Cloudy - 68 F

livebaseballscorecards.com

AB	38
R	11
H	13
RBI	9
BB	4
SO	7
LOB	11

PITCHER		IP	WLS	BF	H	R	ER	SO	BB	IBB	HBP	BLK	WP	HR	S	P	ERA	WHIP
30 Ubaldo Jiménez, R ERA: 6.97	(1, 1)	4.1	L	22	7	7	7	4	3	0	0	0	0	2	52	91	14.54	2.308
32 Matt Albers, R ERA: 5.4	(5, 1)	1.2		8	3	1	1	2	0	0	0	0	0	1	20	28	5.40	1.800
53 Rich Hill, L ERA: 10.8	(7, 1)	1.0		6	2	3	2	0	1	0	0	0	1	0	15	30	18.00	3.000
37 Cody Allen, R ERA: 6.75	(8, 1)	1.0		3	0	0	0	0	0	0	0	0	0	0	7	11	0.00	0.000
54 Chris Perez, R ERA: 3.0	(9, 1)	1.0		4	1	0	0	1	0	0	0	0	0	0	12	19	0.00	1.000

PITCHER	IP	WLS	BF	H	R	ER	SO	BB	IBB	HBP	BLK	WP	HR	S	P	ERA	WHIP

WP: 1	PB: 1	SB: 2	CS: 1	PA: 44													

BOTTOM

New York Yankees @ Cleveland Indians

Progressive Field, Cleveland, OH

Mon Apr 08 2013, 4:09 PM - 8:00 PM EDT

Att. 41,567 - Cloudy - 68 F

livebaseballscorecards.com

Batter	1	2	3	4	5	6	7	8	9	AB	R	H	RBI	BB	SO	LOB
24 Michael Bourn, L (1, 8) OBP: 0.400, SLG: 0.594	C SI 88 B SL 81 S SL 81 F SL 82 B SL 81 B SI 88 B CU 80 4-2 13 1B 22 SF9 BB	C CU 80 F FF 89 B FS 86 S SL 83 1-3 ② K		F SL 82 C SI 90 B SL 82 F SL 82 B SI 89 X SL 82 2-2 ② G4-3 1-2			B FF 92 X FF 92 1-0 33 BB 13 BB 1B	C FF 91 B SL 80 S SL 82 X SL 81 1-2 9 WP 3B		4	2	2	0	1	1	1
13 Asdrúbal Cabrera, S (1, 6) OBP: 0.226, SLG: 0.259 9 Ryan Raburn, R (8, 9) OBP: 0.333, SLG: 0.375	F SL 80 D 1 SAFE X SI 90 1-1 33 1B 23 1B 1-3 1B	B SI 90 S FS 85 C SI 89 F FS 85 F SI 91 C SI 90 1-3 ③ K		S FS 86 B SI 91 F SI 92 F FS 86 X FS 86 1-2 ③ G3			B SL 81 C SL 79 B FF 90 F FF 91 B FF 92 B FF 90 4-2 33 BB 1-2 BB	F SL 82 S FF 92 B FF 92 D SL 83 B SL 82 S FF 91 3-3 ③ K 3-H		3 1	1 0	1 0	0 0	1 0	1 1	1 0
22 Jason Kipnis, L (1, 4) OBP: 0.148, SLG: 0.269	D CU 74 B FS 85 B SL 81 C SI 90 F SI 89 F SI 90 X SL 83 3-2 ① SF9 3-H		B SI 90 C SL 81 C SI 89 X SI 90 1-2 33 G3-1 2B		C SL 81 F SI 91 S FS 86 0-3 ① K		C SL 79 S FF 91 F SL 81 S SL 80 0-3 ② K		C FF 92 C CU 78 B FF 94 B SL 86 F FF 92 B FF 93 F SL 84 X SL 85 3-2 ① F8	4	0	1	1	0	2	2
33 Nick Swisher, S (1, 3) OBP: 0.375, SLG: 0.240	S SL 81 X SI 91 0-1 23 1B 12 SF7 1-2 1B		S CU 76 F SL 83 D FS 85 D FS 85 X SL 82 2-2 ① G3-1 2-3		F SL 81 B SI 89 C SI 90 B FS 87 F SI 91 B SI 91 S SI 91 3-3 ② K		D SL 78 B SL 77 C SL 79 D SL 78 F FF 90 B SL 76 4-2 1-2 2-3 BB		C FF 94 B FF 94 S CU 80 B FF 95 B CU 80 B SL 86 4-2 23 G3-1 BB	3	1	1	0	2	1	1
23 Michael Brantley, L (1, 7) OBP: 0.423, SLG: 0.318	B SI 90 X SI 89 1-0 41 BB 1-3 2-H 1B		C SL 82 F SI 91 D FS 86 B SI 91 X SI 91 2-2 ② G1-3		X SI 91 0-0 ③ G3		B FF 90 C FF 90 F FF 91 S SL 82 1-3 ③ K		C FF 92 B FF 93 B FF 93 X FF 91 2-1 ② G3-1 1-2	5	0	1	1	0	1	5
41 Carlos Santana, S (1, 2) OBP: 0.567, SLG: 0.885 6 Lou Marson, R (9, 2)	B CU 74 D FS 85 B SL 81 B SI 90 4-0 1-2 BB		B SL 82 B SL 82 B FS 86 B SI 90 4-0 BB			F SI 89 C SI 89 B FS 85 X FS 84 1-2 8 G4-6-3 1B		F FF 89 C FF 90 S SL 81 0-3 ① K	C FF 93 S SL 87 D SL 85 B FF 94 B SL 86 F FF 93 B FF 93 4-2 BB	2 0	0 0	1 0	0 0	2 1	1 0	0 0
12 Mark Reynolds, R (1, 10) OBP: 0.333, SLG: 0.875	B SL 82 F SL 82 B SI 92 B SL 82 S SL 83 X SI 90 3-2 ② SF7 3-H		F FF 91 D SI 92 B SL 83 X SL 84 2-1 ③ F7			S SL 82 B SL 82 B SL 82 C SL 81 X SL 82 2-2 ① F7		C FF 90 B SL 82 S SL 82 B SL 80 X SL 81 2-2 8 WP 4 HR 2B	C FF 94 C SL 85 B FF 94 S CU 81 1-3 ③ K2-3	4	1	1	1	0	1	5
8 Lonnie Chisenhall, L (1, 5) OBP: 0.231, SLG: 0.400	C SL 82 C SI 91 S FS 86 0-3 ③ K			B SI 90 B SL 82 B SI 88 B FF 89 4-0 24 G4-3 BB		C SL 77 X SL 79 0-1 ②③ G4-6-3 1-2f		C SL 80 F FF 91 B FF 91 B SL 82 S SL 82 2-3 ② K 2-3		3	0	0	0	1	2	4
11 Drew Stubbs, R (1, 9) OBP: 0.160, SLG: 0.160 4 Mike Aviles, R (8, 6) OBP: 0.400, SLG: 0.667		B SI 91 S SL 81 B SI 90 B SL 81 X SI 89 3-1 ① G5-3		S SL 82 B SL 82 1 SAFE F SI 90 B SL 84 C SL 83 2-3 ① K			B SL 78 F FF 90 F FF 91 C SL 80 1-3 ① K	C FF 91 C SL 81 F SL 80 B SL 82 F FF 92 X SL 79 2-2 3-H HR		3 1	0 1	0 1	0 2	0 0	2 0	1 0
Inning Stats	R: 3 E: 0 K: 1 S: 18 H: 3 LOB: 2 BB: 2 P: 34	R: 0 E: 0 K: 2 S: 10 H: 0 LOB: 0 BB: 0 P: 15	R: 0 E: 0 K: 0 S: 11 H: 1 LOB: 2 BB: 1 P: 22	R: 0 E: 0 K: 1 S: 11 H: 0 LOB: 1 BB: 1 P: 20	R: 0 E: 0 K: 2 S: 8 H: 0 LOB: 0 BB: 0 P: 11	R: 0 E: 0 K: 0 S: 8 H: 1 LOB: 0 BB: 0 P: 11	R: 0 E: 0 K: 3 S: 15 H: 1 LOB: 3 BB: 2 P: 26	R: 3 E: 0 K: 3 S: 20 H: 3 LOB: 0 BB: 0 P: 30	R: 0 E: 0 K: 1 S: 15 H: 0 LOB: 2 BB: 2 P: 29	1B: 5 2B: 2 3B: 1 HR: 1 SF: 2 SAC: 0 DP: 1 HBP: 0						

	AB	33
	R	6
	H	9
	RBI	5
	BB	8
	SO	13
	LOB	20

WP: 2 PA: 43
PB: 0
SB: 0
CS: 0

PITCHER		IP	WLS	BF	H	R	ER	SO	BB	IBB	HBP	BLK	WP	HR	S	P	ERA	WHIP
18 Hiroki Kuroda, R ERA: 6.75	(1, 1)	5.1	W	25	5	3	3	6	4	0	0	0	0	0	64	111	5.06	1.688
48 Boone Logan, L ERA: 3.38	(6, 1)	1.1		5	1	0	0	2	1	0	0	0	0	0	12	18	0.00	1.500
27 Shawn Kelley, R ERA: 10.13	(7, 1)	1.1		8	3	3	3	4	1	0	0	0	2	1	25	40	20.25	3.000
62 Joba Chamberlain, R ERA: 13.5	(9, 1)	1.0		5	0	0	0	1	2	0	0	0	0	0	15	29	0.00	2.000

PITCHER		IP	WLS	BF	H	R	ER	SO	BB	IBB	HBP	BLK	WP	HR	S	P	ERA	WHIP

Batter	1	2	3	4	5	6	7	8	9	AB	R	H	RBI	BB	SO	LOB
11 Brett Gardner, L (1, 8) OBP: 0.333, SLG: 0.400	B SI 95 F FF 96 F FF 97 B SI 97 B SL 88 F FF 95 F FF 96 X FF 96 3-2 24 E 2B	B CH 86 F SI 94 C CH 87 X CH 88 1-2 24 2B 1B 1-3 2-H 3-H		B CU 79 B CH 91 B SI 91 B CH 90 4-0 24 HR BB		B FF 86 X FF 87 1-0 24 G4-3 36 HR 2B		C FF 87 D CU 76 X FC 87 1-1 ① G1-3 1-2	X FF 88 0-0 24 1B 1B 1-2	5	3	4	2	1	0	1
24 Robinson Canó, L (1, 4) OBP: 0.361, SLG: 0.667	C SI 95 X SL 87 0-1 E1 33 G4-6-3 2-3	B SI 91 1 SAFE B SI 93 B FF 94 C FF 94 X SI 93 3-1 1-H 3-H 2B		F CH 90 B CH 90 X CH 85 1-1 1-H HR		B FF 90 X FF 90 1-0 ② G4-3 2-3		B FC 89 X FF 88 1-0 22 HR 2B 2-H	F SL 82 X CH 81 0-1 1-2 2-3 1B	6	2	4	5	0	0	2
36 Kevin Youkilis, R (1, 5) OBP: 0.441, SLG: 0.700 17 Jayson Nix, R (8, PH) OBP: 0.231, SLG: 0.462 (8, 5)	C SI 97 F SI 95 B SL 88 S SI 94 1-3 ① K	S SL 86 F FF 94 B CH 88 S CH 88 1-3 ③ K		H FF 91 1-0 HBP		C SI 90 D CH 83 B SI 90 F CU 76 B CH 83 X FF 89 3-2 3-H HR		C FF 89 S SL 81 X SL 80 0-2 ② G5-3	F SL 83 F FF 88 D CH 82 B CH 81 C CU 75 2-3 ③ K	3 2	1 0	1 0	2 0	0 0	2 1	3 4
33 Travis Hafner, L (1, 10) OBP: 0.419, SLG: 0.556 22 Brennan Boesch, L (8, PH) OBP: 0.250, SLG: 0.667 (8, 10)	B SI 94 X CH 86 1-0 ② ③ G4-6-3 1-2f	C SI 92 B SI 92 B SL 88 X SI 93 2-1 ① L9	C CU 75 F FF 91 S CU 75 0-3 ③ K		B CH 81 F FF 92 B FF 90 S CH 83 S CH 84 2-3 ③ K		D CH 82 X FF 88 1-0 2-H HR		4 1	0 1	0 1	0 2	0 0	2 0	3 0
12 Vernon Wells, R (1, 7) OBP: 0.467, SLG: 0.720 45 Ben Francisco, R (8, PH) (8, 7)		B FF 95 B SL 87 X SI 94 2-0 E5 31 G3-6-3	C SL 87 X SI 94 0-1 ② F8		B SI 88 F SL 82 F FF 89 B CU 75 X CU 75 2-2 26 G4-3 2B		C SI 86 F CH 81 B FF 89 B CU 76 X SL 82 2-2 ① F9	B SL 81 B SL 82 C SL 81 S CH 81 S CH 82 2-3 ③ K		4 1	0 0	1 0	0 0	0 1	0 0	0 0
31 Ichiro Suzuki, L (1, 9) OBP: 0.233, SLG: 0.296		X SI 94 0-0 ① ② G3-6-3 1-2f	C FF 94 X FF 93 0-1 HR		B CH 83 B FF 87 X FF 88 2-0 ① F7		C FF 87 B CH 82 B CH 81 T SL 82 X CU 77 2-2 ② G4-3		C CH 85 B CU 72 X CH 80 1-1 ① G4-3	5	1	1	1	0	0	2
26 Eduardo Núñez, R (1, 6) OBP: 0.304, SLG: 0.300		B SI 96 X SI 94 1-0 29 BB 55 1B 11 1B 1B	B FF 93 C CH 86 F CU 80 X SL 86 1-2 ③ F7		D CU 76 C SI 88 S SL 82 X SI 90 1-2 ② G4-3 2-3		C SL 82 X FF 89 0-1 ③ G5-3		X SL 79 0-0 ② G6-3	5	1	1	0	0	0	1
55 Lyle Overbay, L (1, 3) OBP: 0.276, SLG: 0.429		1 SAFE B SI 93 B SI 92 X SI 93 2-0 29 BB 11 1B 1-2 1B		X CH 90 0-0 ① G6-3	B CU 77 X CU 77 1-0 ③ G1-3			B FF 88 B CH 81 C FF 87 X CU 73 2-1 HR	X SI 86 0-0 29 1B 2B	5	3	3	1	0	0	1
29 Francisco Cervelli, R (1, 2) OBP: 0.476, SLG: 0.588		C CH 87 B SI 95 B SI 95 B FF 95 B FF 94 4-1 11 1B 24 2B 1-2 2-3 BB		C SI 92 S CH 84 X CU 80 0-2 ② G1-3		X FC 86 0-0 ① F8		F FF 88 B SL 81 F SL 82 B CH 82 X FF 88 2-2 11 G1-3 24 2B 1B	B CH 80 B SI 86 C SL 81 B FF 86 X SL 81 3-1 24 1B 11 1B 2-H 1B	4	2	2	1	1	0	0
Inning Stats	R: 0 E: 1 K: 1 S: 11 H: 1 LOB: 1 BB: 0 P: 16	R: 4 E: 1 K: 1 S: 13 H: 4 LOB: 1 BB: 1 P: 27	R: 1 E: 0 K: 0 S: 9 H: 1 LOB: 0 BB: 0 P: 12	R: 2 E: 0 K: 1 S: 9 H: 1 LOB: 1 BB: 1 P: 15	R: 0 E: 0 K: 0 S: 8 H: 1 LOB: 1 BB: 0 P: 14	R: 2 E: 0 K: 1 S: 9 H: 2 LOB: 0 BB: 0 P: 16	R: 0 E: 0 K: 0 S: 8 H: 0 LOB: 0 BB: 0 P: 12	R: 4 E: 0 K: 1 S: 15 H: 4 LOB: 0 BB: 0 P: 24	R: 1 E: 0 K: 1 S: 12 H: 4 LOB: 3 BB: 0 P: 18	1B: 7 2B: 6 3B: 0 HR: 5 SF: 0 SAC: 0 DP: 2 HBP: 1						

PITCHER		IP	WLS	BF	H	R	ER	SO	BB	IBB	HBP	BLK	WP	HR	S	P	ERA	WHIP
59 Carlos Carrasco, R ERA: 17.18	(1, 1)	3.2	L	21	7	7	7	2	2	0	1	0	0	2	39	67	17.18	2.455
39 Brett Myers, R ERA: 12.19	(4, 1)	5.1		27	11	7	7	4	0	0	0	0	0	3	55	87	11.81	2.062

PITCHER	IP	WLS	BF	H	R	ER	SO	BB	IBB	HBP	BLK	WP	HR	S	P	ERA	WHIP

TOP

New York Yankees @ Cleveland Indians

Progressive Field, Cleveland, OH

Tue Apr 09 2013, 7:08 PM - 9:53 PM EDT

Att. 12,663 - Overcast - 62 F

livebaseballscorecards.com

AB	45
R	14
H	18
RBI	14
BB	2
SO	6
LOB	17

WP: 0 PA: 48
PB: 0
SB: 0
CS: 0

Batter	1	2	3	4	5	6	7	8	9	AB	R	H	RBI	BB	SO	LOB
11 Drew Stubbs, R (1, 8) OBP: 0.207, SLG: 0.276	C FF 90 C SI 91 B SL 84 X FF 91 1-2 13 G6-3 2B		C SI 91 X SI 92 0-1 2B		C FF 89 B FF 86 B CU 73 C SI 88 B FF 89 X FF 90 3-2 ② P2		B CU 72 B CU 72 C SI 85 F CH 81 S SL 79 2-3 ② K			4	0	2	0	0	1	0
22 Jason Kipnis, L (1, 4) OBP: 0.161, SLG: 0.241	L CU 77 S SI 91 F SL 84 S SL 84 0-3 ① K		S SL 84 B SI 91 B SL 83 B SL 82 B FF 91 4-1 13 FC4-6 BB		C SI 90 B SI 90 X SI 90 1-1 ③ G3-1		C CU 77 S CU 78 B CU 76 X CU 74 1-2 ③ G3			3	0	0	0	1	1	1
13 Asdrúbal Cabrera, S (1, 6) OBP: 0.235, SLG: 0.367 8 Lonnie Chisenhall, L (7, 5) OBP: 0.259, SLG: 0.423	B CU 76 X CH 83 1-0 ② G6-3 2-3		B FF 91 B CU 76 C SI 90 X SI 90 2-1 ③ FC4-6 1-2f			X FF 87 0-0 HR		C SI 92 B CH 84 B SI 92 B SI 92 X FF 91 3-1 1B		3 1	1 0	1 1	1 0	0 0	0 0	3 0
33 Nick Swisher, S (1, 3) OBP: 0.400, SLG: 0.286 58 Omir Santos, R (7, 2)	B CU 77 C CH 82 X SL 84 1-1 ③ G6-3			B FF 89 C FF 89 X SI 89 1-1 9 BB 1B		X FF 88 0-0 9 F8 23 BB 1B		B FF 91 X FF 92 1-0 ① P3		3 1	0 0	2 0	0 0	0 0	0 0	1 1
12 Mark Reynolds, R (1, 10) OBP: 0.290, SLG: 0.750		C SI 89 X FC 89 0-1 ① G1-3		B FF 89 C SL 83 S FF 90 X FF 89 1-2 ① P3		C CU 73 X FF 89 0-1 ① P3		B SL 87 S SL 85 C FF 93 D CH 84 C CH 84 2-3 ② K		4	0	0	0	0	1	3
23 Michael Brantley, L (1, 7) OBP: 0.400, SLG: 0.280		B FF 90 T FF 90 B SL 85 S SL 83 X FF 91 2-2 ② G4-3		X SI 90 0-0 ② F9		C CU 74 B SI 89 B SI 89 S SL 82 D SL 83 B CU 78 4-2 1-2 BB		B CU 79 B SI 92 C SI 92 B SI 92 X SI 92 3-1 ③ G1-3		3	0	0	0	1	0	2
9 Ryan Raburn, R (1, 9) OBP: 0.308, SLG: 0.273		C FF 91 B CU 77 X CU 76 1-1 ③ G4-3		B CU 75 F SI 90 B CH 81 B CH 80 B SI 91 4-1 1-2 BB		D CH 81 X FF 90 1-0 ② F8 2-3			X FF 91 0-0 ① P4	3	0	0	0	1	0	2
4 Mike Aviles, R (1, 5) OBP: 0.357, SLG: 0.538 (7, 6)			C SI 90 C CH 83 F SL 84 F FF 91 C FF 92 0-3 ① K	C CU 76 X FF 89 0-1 ③ F7		X FF 89 0-0 ③ F8			C FF 92 B CU 79 B CU 77 X FF 92 2-1 10 G5-4-3 1B	4	0	1	0	0	1	4
10 Yan Gomes, R (1, 2) (7, 3)			C CU 76 F FC 90 F SL 85 B SL 84 X FF 92 1-2 ② G1-3		B CU 75 X FF 88 1-0 ① G5-3		B SI 88 B CU 72 F SI 85 T SL 80 S SL 78 2-3 ① K		S SL 84 S SL 86 B SL 87 X SL 85 1-2 ②③ G5-4-3 1-2f	4	0	0	0	0	1	1
Inning Stats	R: 0 E: 0 K: 1 S: 10 H: 1 LOB: 1 BB: 0 P: 13	R: 0 E: 0 K: 0 S: 7 H: 0 LOB: 0 BB: 0 P: 10	R: 0 E: 0 K: 1 S: 14 H: 1 LOB: 2 BB: 1 P: 21	R: 0 E: 0 K: 0 S: 9 H: 1 LOB: 2 BB: 1 P: 15	R: 0 E: 0 K: 0 S: 6 H: 0 LOB: 0 BB: 0 P: 11	R: 1 E: 0 K: 0 S: 8 H: 2 LOB: 2 BB: 1 P: 13	R: 0 E: 0 K: 2 S: 9 H: 0 LOB: 0 BB: 0 P: 14	R: 0 E: 0 K: 1 S: 8 H: 1 LOB: 1 BB: 0 P: 17	R: 0 E: 0 K: 0 S: 6 H: 1 LOB: 0 BB: 0 P: 9	1B: 4 2B: 2 3B: 0 HR: 1	SF: 0 SAC: 0 DP: 1 HBP: 0			WP: 0 PB: 0 SB: 0 CS: 0	PA: 36		

PITCHER		IP	WLS	BF	H	R	ER	SO	BB	IBB	HBP	BLK	WP	HR	S	P	ERA	WHIP
46 Andy Pettitte, L ERA: 1.2	(1, 1)	7.0	W	29	5	1	1	4	3	0	0	0	0	1	63	97	1.29	1.143
43 Adam Warren, R ERA: 1.23	(8, 1)	2.0		7	2	0	0	1	0	0	0	0	0	0	14	26	0.00	1.000

PITCHER	IP	WLS	BF	H	R	ER	SO	BB	IBB	HBP	BLK	WP	HR	S	P	ERA	WHIP

BOTTOM

New York Yankees @ Cleveland Indians

Progressive Field, Cleveland, OH

Tue Apr 09 2013, 7:08 PM - 9:53 PM EDT

Att. 12,663 - Overcast - 62 F

livebaseballscorecards.com

AB	33
R	1
H	7
RBI	1
BB	3
SO	5
LOB	18

Batter	1	2	3	4	5	6	7	8	9	AB	R	H	RBI	BB	SO	LOB
30 Alejandro De Aza, L (1, 8) OBP: 0.279, SLG: 0.400	C FF 91 X SI 92 0-1 G4-3			B FF 94 F FF 93 X SI 92 1-1 E5		S FF 94 B FF 94 C SL 84 F SL 85 B FF 95 B SI 93 B FF 93 4-2 BB		C SL 82 F SI 92 B SI 92 B SI 93 S SL 86 2-3 K		3	0	0	0	1	1	1
7 Jeff Keppinger, R (1, 4) OBP: 0.154, SLG: 0.154	C FF 93 C SI 92 F FF 94 F FF 95 S SL 84 0-3 K			F SI 90 C SL 82 1 SAFE B SL 84 S SI 92 1-3 K		C SI 90 1 SAFE X SI 90 0-1 G1-3			B SL 79 F SI 88 F SL 85 X SI 90 1-2 G6-3	4	0	0	0	0	2	2
51 Alex Rios, R (1, 9) OBP: 0.465, SLG: 0.795	B FF 96 F FF 94 S SL 85 B SL 86 F SI 94 F FF 97 B SI 93 X FF 95 3-2 1B			C SL 83 X SL 85 0-1 F7			C SI 91 F SI 93 X SI 93 0-2 G6-3		C FF 93 S SI 92 X SL 84 0-2 F9	4	0	1	0	0	0	1
44 Adam Dunn, L (1, 3) OBP: 0.184, SLG: 0.351		X FF 94 0-0 G3		S FF 94 X SI 93 0-1 G6-3			X FF 92 0-0 G6-3		C SI 92 B FF 95 B SI 90 C SI 90 X SL 87 2-2 F7	4	0	0	0	0	0	1
14 Paul Konerko, R (1, 10) OBP: 0.289, SLG: 0.364		C FF 92 C SL 82 B SI 94 B SI 92 X SI 91 2-2 G3			F SI 90 B SI 93 B SI 92 F SI 88 S SL 86 2-3 K		B SI 91 B SL 83 F SI 90 X SI 91 2-1 2B			3	0	1	0	0	1	0
24 Dayan Viciedo, R (1, 7) OBP: 0.154, SLG: 0.385		C SI 93 B FF 95 F SI 91 B SL 83 C SL 84 2-3 K			B SL 83 X SI 91 1-0 G6-3		C SL 83 B SL 84 B SI 91 F SI 92 F SI 92 S SL 86 2-3 K			3	0	0	0	0	2	1
12 Conor Gillaspie, L (1, 5) OBP: 0.474, SLG: 0.684			C SI 88 B SI 91 C SI 92 X FF 94 1-2 38 G5-4-3 1B		C FF 93 S SI 93 B SI 94 F SL 85 F SI 92 X SL 86 1-2 G5-3			B SI 88 X FF 91 1-0 38 G4-3 2B		3	0	2	0	0	0	0
10 Alexei Ramirez, R (1, 6) OBP: 0.316, SLG: 0.459			B SI 90 C SI 90 F SI 92 S SL 84 1-3 K			B SI 90 C SL 84 X SI 91 1-1 38 CS 1B		L SL 80 X SI 90 0-1 B2		3	0	1	0	0	1	2
38 Hector Gimenez, S (1, 2) OBP: 0.184, SLG: 0.351			C SI 91 X SI 91 0-1 G5-4-3 1-2f			S FF 89 T FF 93 B SL 87 X SI 93 1-2 G5-3 1-2		B SI 91 X SI 91 1-0 G4-3 2-3		3	0	0	0	0	0	3
Inning Stats	R: 0 E: 0 K: 1 S: 12 H: 1 LOB: 1 BB: 0 P: 15	R: 0 E: 0 K: 1 S: 7 H: 0 LOB: 0 BB: 0 P: 11	R: 0 E: 0 K: 1 S: 8 H: 1 LOB: 0 BB: 0 P: 10	R: 0 E: 1 K: 1 S: 9 H: 0 LOB: 1 BB: 0 P: 11	R: 0 E: 0 K: 1 S: 9 H: 0 LOB: 0 BB: 0 P: 13	R: 0 E: 0 K: 0 S: 10 H: 1 LOB: 1 BB: 1 P: 16	R: 0 E: 0 K: 1 S: 10 H: 1 LOB: 1 BB: 0 P: 14	R: 0 E: 0 K: 1 S: 7 H: 1 LOB: 1 BB: 0 P: 11	R: 0 E: 0 K: 0 S: 9 H: 0 LOB: 0 BB: 0 P: 12	1B: 3 2B: 2 3B: 0 HR: 0 SF: 0 SAC: 0 DP: 1 HBP: 0						

PITCHER	IP	WLS	BF	H	R	ER	SO	BB	IBB	HBP	BLK	WP	HR	S	P	ERA	WHIP
63 Justin Masterson, R (1, 1) ERA: 0.41	9.0	W	31	5	0	0	7	1	0	0	0	0	0	81	113	0.00	0.667

PITCHER	IP	WLS	BF	H	R	ER	SO	BB	IBB	HBP	BLK	WP	HR	S	P	ERA	WHIP

TOP

Chicago White Sox @ Cleveland Indians

Progressive Field, Cleveland, OH

Fri Apr 12 2013, 7:07 PM - 9:26 PM EDT

Att. 11,864 - Overcast - 42 F

livebaseballscorecards.com

AB	30
R	0
H	5
RBI	0
BB	1
SO	7
LOB	11

Batter	1	2	3	4	5	6	7	8	9	AB	R	H	RBI	BB	SO	LOB
24 Michael Bourn, L (1, 8) OBP: 0.385, SLG: 0.583	C FF 92 B SI 91 B SI 91 F FF 92 F FF 92 F SI 93 F SL 88 C FF 93 2-3 ① K	C CU 80 X SL 87 0-1 ③ G6-3			B FF 90 F FF 90 C CU 79 X FF 90 1-2 ② F7			B CU 73 X FF 94 1-0 13 G4-3 33 1B 2B	4	1	1	0	0	1	0
13 Asdrúbal Cabrera, S (1, 6) OBP: 0.211, SLG: 0.324	B SI 93 C CH 87 B CU 82 C FF 93 S CU 81 2-3 ② K			X CU 78 0-0 ① G5-3		B FF 91 C CU 80 S SL 85 B FF 91 C FF 92 2-3 ③ K			B FF 94 C SL 85 B SL 86 X SL 84 2-1 ② G4-3 2-3	4	0	0	0	0	2	1
22 Jason Kipnis, L (1, 4) OBP: 0.171, SLG: 0.219	B FF 93 S FF 92 B FF 92 B FF 92 F FF 92 S FF 92 3-3 ③ K			C SI 91 B SL 86 C SI 91 B CU 79 X CU 78 2-2 ② L7			C FF 90 F FF 90 F CU 78 B FF 89 X FF 91 1-2 ① L9		B SL 87 B SL 86 B SL 85 I IN 71 4-0 33 1B IBB	3	0	0	0	1	1	0
33 Nick Swisher, S (1, 3) OBP: 0.410, SLG: 0.290		C FF 92 B SI 91 C SI 91 B CU 80 X CU 80 2-2 ① G5-3		B CH 85 S CU 79 F FF 91 H FF 91 2-2 12 FC5-4 HBP			C FF 91 B CH 85 C FF 91 B SI 92 B SI 92 S FF 91 3-3 ② K		X FF 94 0-0 1-2 3-H 1B	3	0	1	1	0	1	0
12 Mark Reynolds, R (1, 10) OBP: 0.265, SLG: 0.677		X FF 92 0-0 ② P3		B FF 90 X SL 86 1-0 ③ FC5-4 1-2f			C CU 79 B CH 86 X SL 86 1-1 ③ F9			3	0	0	0	0	0	1
23 Michael Brantley, L (1, 7) OBP: 0.394, SLG: 0.321		C FF 93 B FF 89 B SL 88 F FF 93 B FF 93 X FF 93 3-2 2B			B SL 86 B FF 91 C FF 91 B FF 91 X FF 91 3-1 ① L7			X SI 93 0-0 ① G3		3	0	1	0	0	0	0
10 Yan Gomes, R (1, 2)		D SI 93 F SI 92 C CU 79 B FF 92 F CU 80 B FF 93 F CU 82 C FF 92 3-3 ③ K			F CU 80 X SL 85 0-1 ② G6-3			B FF 92 B FF 93 C FF 93 T FC 86 X FF 94 2-2 ② F8		3	0	0	0	0	1	1
8 Lonnie Chisenhall, L (1, 5) OBP: 0.233, SLG: 0.379			F SI 90 B SI 90 X CU 80 1-1 ① F9		C SL 86 B SL 86 B CU 79 C SL 84 C FF 91 2-3 ③ K			S SL 80 B FF 93 B SI 93 S FC 85 X SL 84 2-2 ③ L6-3		3	0	0	0	0	1	0
11 Drew Stubbs, R (1, 9) OBP: 0.188, SLG: 0.250			B FF 92 B FF 92 C FF 91 B CH 87 X FF 91 3-1 ② F9			B CU 77 X CU 77 1-0 ① G5-3			B FF 93 C SL 85 B CU 73 C SL 85 C FF 94 2-3 ① K	3	0	0	0	0	1	0
Inning Stats	R: 0 E: 0 K: 3 S: 12 H: 0 LOB: 0 BB: 0 P: 19	R: 0 E: 0 K: 1 S: 12 H: 1 LOB: 1 BB: 0 P: 20	R: 0 E: 0 K: 0 S: 6 H: 0 LOB: 0 BB: 0 P: 10	R: 0 E: 0 K: 0 S: 7 H: 0 LOB: 1 BB: 0 P: 12	R: 0 E: 0 K: 1 S: 7 H: 0 LOB: 0 BB: 0 P: 12	R: 0 E: 0 K: 1 S: 7 H: 0 LOB: 0 BB: 0 P: 11	R: 0 E: 0 K: 1 S: 9 H: 0 LOB: 0 BB: 0 P: 14	R: 0 E: 0 K: 0 S: 7 H: 0 LOB: 0 BB: 0 P: 11	R: 1 E: 0 K: 1 S: 7 H: 2 LOB: 2 BB: 1 P: 16	1B: 1 2B: 2 3B: 0 HR: 0 SF: 0 SAC: 0 DP: 0 HBP: 1	WP: 0 PB: 0 SB: 0 CS: 0 PA: 31					

PITCHER		IP	WLS	BF	H	R	ER	SO	BB	IBB	HBP	BLK	WP	HR	S	P	ERA	WHIP
62 Jose Quintana, L ERA: 4.09	(1, 1)	7.0		23	1	0	0	7	0	0	1	0	0	0	60	98	0.00	0.143
37 Matt Thornton, L ERA: 6.0	(8, 1)	1.0		3	0	0	0	0	0	0	0	0	0	0	7	11	0.00	0.000
26 Jesse Crain, R ERA: 3.86	(9, 1)	0.2	L	5	2	1	1	1	0	1	0	0	0	0	7	16	13.50	3.000

PITCHER	IP	WLS	BF	H	R	ER	SO	BB	IBB	HBP	BLK	WP	HR	S	P	ERA	WHIP

BOTTOM

Chicago White Sox @ Cleveland Indians

Progressive Field, Cleveland, OH

Fri Apr 12 2013, 7:07 PM - 9:26 PM EDT

Att. 11,864 - Overcast - 42 F

livebaseballscorecards.com

AB	29
R	1
H	3
RBI	1
BB	1
SO	8
LOB	3

Chicago White Sox @ Cleveland Indians

Progressive Field, Cleveland, OH

Sat Apr 13 2013, 4:07 PM - 6:40 PM EDT

Att. 11,422 - Overcast - 44 F

TOP

livebaseballscorecards.com

Batter	1	2	3	4	5	6	7	8	9	AB	R	H	RBI	BB	SO	LOB
30 Alejandro De Aza, L (1, 8) OBP: 0.277, SLG: 0.455	C SI 89 C SI 89 F FF 91 B SI 91 B FF 88 X SI 91 2-2 F7 ①	S FF 92 L SI 93 B SI 93 F CU 81 S FF 93 1-3 K ②			C FF 91 C CU 78 F CU 81 B FF 93 X CU 81 1-2 P6 ②		B FC 92 C FC 92 D CH 84 B FC 92 F FC 91 F FC 92 X FC 92 3-2 1-H HR			4	1	1	2	0	1	2
7 Jeff Keppinger, R (1, 4) OBP: 0.186, SLG: 0.209	X SI 90 0-0 51 E 2B	C SI 94 C SI 92 X SI 93 0-2 G4-3 ③			X SI 92 0-0 1B		F FC 93 B SL 79 F FC 92 B CH 85 X FC 92 2-2 G4-3 ③			4	1	2	0	0	0	2
51 Alex Rios, R (1, 9) OBP: 0.426, SLG: 0.721	C SI 92 B FF 90 X FF 88 1-1 E3 44 F9 14 1B 2-H		C SI 90 X FF 91 0-1 F8 ①		C FF 92 C SL 87 B SI 93 X CU 80 1-2 L7 ③			B FF 93 F FF 93 X FF 93 1-1 L9 ①		4	1	0	0	0	0	1
44 Adam Dunn, L (1, 3) OBP: 0.167, SLG: 0.317	X FF 90 0-0 F9 ② 2-3		C SI 92 C CH 81 T SI 93 0-2 K ②			C FF 90 B FF 92 B FF 91 B FF 92 S FF 91 C SI 92 3-3 K ①		X FF 93 0-0 F8 ②		4	0	0	0	0	2	1
14 Paul Konerko, R (1, 10) OBP: 0.286, SLG: 0.351	C SI 93 B SI 91 X FF 88 1-1 1B 3-H		C CH 80 X FF 90 0-1 G6-3 ③			B CH 76 X SI 92 1-0 G5-3 ②		B FF 94 B FF 93 F FF 94 F FF 94 F FF 93 X SL 82 2-2 P4 ③		4	0	1	1	0	0	0
24 Dayan Viciedo, R (1, 7) OBP: 0.133, SLG: 0.333	B SI 93 X CU 79 1-0 P3 ③			B FF 92 S FF 91 B FF 87 S SI 93 F FF 93 F SI 94 F FF 95 F SI 94 S CH 80 2-3 K ①		S CU 80 X SL 88 0-1 P4 ③			C SI 91 B SL 84 F SL 84 F FF 92 F FF 92 F SI 91 F FF 92 X SL 84 1-2 G6-3 ①	4	0	0	0	0	1	1
12 Conor Gillaspie, L (1, 5) OBP: 0.435, SLG: 0.609		B SI 90 X SI 90 1-0 10 1B 1B		C SL 87 C FF 89 F FF 91 B SI 93 B CH 82 X CH 82 2-2 G6-3 ②			C FF 91 S SL 85 F SI 92 F FF 92 X CU 80 0-2 F9 ①		B FF 91 C SL 83 X FF 91 1-1 F9 ②	4	0	1	0	0	0	0
10 Alexei Ramirez, R (1, 6) OBP: 0.357, SLG: 0.500		C FF 90 F FF 90 B SI 91 X CU 79 1-2 1-2 1B		B SI 92 X SI 94 1-0 G6-3 ③			B SI 93 H FF 88 2-0 30 HR HBP		C FF 91 X FF 90 0-1 2B	3	1	2	0	0	0	0
21 Tyler Flowers, R (1, 2) OBP: 0.242, SLG: 0.400		B SI 91 S FF 92 C FF 92 S SI 92 1-3 K ①			S FF 92 C FF 92 B FF 92 C SI 92 1-3 K ①		B FC 94 F FC 94 X FC 91 1-1 P4 ②		S SI 89 B SL 84 T SI 89 T SI 90 1-2 K ③	4	0	0	0	0	3	4
Inning Stats	R: 2 E: 1 K: 0 S: 11 H: 2 LOB: 1 BB: 0 P: 16	R: 0 E: 0 K: 2 S: 14 H: 2 LOB: 2 BB: 0 P: 18	R: 0 E: 0 K: 1 S: 7 H: 0 LOB: 0 BB: 0 P: 7	R: 0 E: 0 K: 1 S: 12 H: 0 LOB: 0 BB: 0 P: 17	R: 0 E: 0 K: 1 S: 11 H: 1 LOB: 1 BB: 0 P: 14	R: 0 E: 0 K: 1 S: 6 H: 0 LOB: 0 BB: 0 P: 10	R: 2 E: 0 K: 0 S: 14 H: 1 LOB: 0 BB: 0 P: 22	R: 0 E: 0 K: 0 S: 7 H: 0 LOB: 0 BB: 0 P: 10	R: 0 E: 0 K: 1 S: 14 H: 1 LOB: 1 BB: 0 P: 17	1B: 4 2B: 2 3B: 0 HR: 1 SF: 0 SAC: 0 DP: 0 HBP: 1						

	AB	35
	R	4
	H	7
	RBI	3
	BB	0
	SO	7
	LOB	11

WP: 0 PB: 0 SB: 0 CS: 0 PA: 36

PITCHER		IP	WLS	BF	H	R	ER	SO	BB	IBB	HBP	BLK	WP	HR	S	P	ERA	WHIP
34 Zach McAllister, R ERA: 2.19	(1, 1)	6.1	W	26	5	3	1	6	0	0	1	0	0	0	66	89	1.42	0.789
27 Bryan Shaw, R ERA: 2.45	(7, 1)	0.2		3	1	1	1	0	0	0	0	0	0	1	9	15	13.50	1.500
50 Nick Hagadone, L ERA:	(8, 1)	1.0		3	0	0	0	0	0	0	0	0	0	0	7	10	0.00	0.000
38 Joe Smith, R ERA:	(9, 1)	1.0		4	1	0	0	1	0	0	0	0	0	0	14	17	0.00	1.000

PITCHER	IP	WLS	BF	H	R	ER	SO	BB	IBB	HBP	BLK	WP	HR	S	P	ERA	WHIP

Batter	1	2	3	4	5	6	7	8	9	AB	R	H	RBI	BB	SO	LOB
24 Michael Bourn, L (1, 8) OBP: 0.341, SLG: 0.512	B SI 92 C SI 92 S SI 89 B SI 91 B CH 81 X SI 91 3-2 **G6-3** ①	B SL 76 1 SAFE C SI 88 1 SAFE B SL 76 F CH 86 S SL 78 2-3 **K** ③		C CH 86 C SI 91 1 SAFE C SI 91 0-3 **K** ③	F FF 93 X SL 77 0-1 **F7** ③			X FF 93 0-0 **G3-1** ①		5	0	0	0	0	2	3
13 Asdrúbal Cabrera, S (1, 6) OBP: 0.233, SLG: 0.316	X CH 86 0-0 **G5-3** ②		B SI 91 C SI 91 C SL 76 S SL 78 1-3 **K** ①		B SL 74 X SI 88 1-0 9 2B 12 HR **1B**	B SL 79 B SI 94 B FF 93 C FF 93 B FF 92 4-1 33 **BB**		C FF 93 B SL 82 B FF 94 F FF 92 T FF 94 2-2 **K** ②		4	1	1	0	1	2	0
9 Ryan Raburn, R (1, 4) OBP: 0.333, SLG: 0.333	C SI 91 F SI 94 B SI 90 B SL 77 B SI 93 B CH 81 4-2 33 HR **BB**		S CH 82 B SL 76 C SI 88 F SL 78 F SI 91 X SI 90 1-2 **G6-3** ②		B CH 80 1 SAFE F SI 90 X CH 77 1-1 12 HR **2B** 1-3	S FF 92 S SL 80 S SL 79 0-3 **K** ①		C FF 94 S FF 94 S SL 85 0-3 **K** ③		4	2	1	0	1	2	1
33 Nick Swisher, S (1, 10) OBP: 0.465, SLG: 0.455	F SI 89 B SI 90 X CH 87 1-1 1-H HR		C SI 90 X SI 89 0-1 12 1B **2B**		C SL 77 H SL 78 1-1 12 HR **HBP**	B SL 78 C SL 78 B SL 76 F FF 92 B FF 95 B SL 80 4-2 1-2 **BB**				2	3	2	2	1	0	0
12 Mark Reynolds, R (1, 3) OBP: 0.289, SLG: 0.743	C SI 94 S SI 93 X SI 94 0-2 **P3** ③		C SL 76 B SL 76 X SI 90 1-1 23 S 2-H **1B**		D SL 77 C SI 89 X SL 77 1-1 1-H 2-H 3-H **HR**	F SL 79 C FF 94 B SI 95 B SL 81 X FF 94 2-2 **F8** ②				4	1	2	5	0	0	2
23 Michael Brantley, L (1, 7) OBP: 0.378, SLG: 0.290		B SI 89 F CH 87 C SL 76 X SI 88 1-2 **G4-3** ①	B SL 74 C SL 74 S SL 75 X CH 79 1-2 **F9** ③ 1-2		H SI 91 1-0 10 HR **HBP**	X FF 94 0-0 **G6-3** ③				3	1	0	0	0	0	3
4 Mike Aviles, R (1, 5) OBP: 0.333, SLG: 0.471		C CH 87 S SL 76 F SI 87 B SL 78 X SI 91 1-2 11 1B **1B**		X SI 88 0-0 **G5-3** ①	B SI 93 D CH 81 X SI 89 2-0 **F9** ①		C SI 91 B SI 92 B CU 76 X SI 92 2-1 **G6-3** ①			4	0	1	0	0	0	1
10 Yan Gomes, R (1, 2) OBP: 0.091, SLG: 0.364		B SL 74 B SI 91 C SI 87 F CH 79 B SL 77 X SI 90 3-2 **F8** ②		C SI 89 C SL 74 X SI 87 0-2 **G5-3** ②	X FF 92 0-0 1-H **HR**		C CU 77 B CU 78 X SI 93 1-1 **F9** ②			4	1	1	2	0	0	1
11 Drew Stubbs, R (1, 9) OBP: 0.222, SLG: 0.257		C SL 75 C SI 91 B CH 86 X SL 77 1-2 1-3 **1B**		B SI 88 B SI 89 B CH 86 B SI 90 4-0 **BB**	C SL 78 X SL 78 0-1 **F8** ②		S CU 77 S CU 78 B CU 78 S CU 78 1-3 **K** ③			3	0	1	0	1	1	0
Inning Stats	R: 2 H: 1 E: 0 LOB: 0 K: 0 BB: 1 S: 11 P: 19	R: 0 H: 2 E: 0 LOB: 2 K: 1 BB: 0 S: 16 P: 24	R: 1 H: 2 E: 0 LOB: 1 K: 1 BB: 0 S: 15 P: 19	R: 0 H: 0 E: 0 LOB: 1 K: 1 BB: 1 S: 7 P: 11	R: 6 H: 4 E: 0 LOB: 0 K: 0 BB: 0 S: 12 P: 19	R: 0 H: 0 E: 0 LOB: 2 K: 1 BB: 2 S: 10 P: 20	R: 0 H: 0 E: 0 LOB: 0 K: 1 BB: 0 S: 7 P: 11	R: 0 H: 0 E: 0 LOB: 0 K: 2 BB: 0 S: 7 P: 9		1B: 4 SF: 0 2B: 2 SAC: 0 3B: 0 DP: 0 HR: 3 HBP: 2						

PITCHER		IP	WLS	BF	H	R	ER	SO	BB	IBB	HBP	BLK	WP	HR	S	P	ERA	WHIP
49 Chris Sale, L ERA: 5.21	(1, 1)	4.1	L	25	8	8	8	3	2	0	2	0	0	2	56	87	16.61	2.308
54 Deunte Heath, R ERA: 5.4	(5, 1)	1.2		8	1	1	1	1	2	0	0	0	0	1	15	25	5.40	1.800
46 Donnie Veal, L ERA:	(7, 1)	1.0		3	0	0	0	1	0	0	0	0	0	0	7	11	0.00	0.000
43 Addison Reed, R ERA:	(8, 1)	1.0		3	0	0	0	2	0	0	0	0	0	0	7	9	0.00	0.000

PITCHER	IP	WLS	BF	H	R	ER	SO	BB	IBB	HBP	BLK	WP	HR	S	P	ERA	WHIP

BOTTOM

Chicago White Sox @ Cleveland Indians

Progressive Field, Cleveland, OH

Sat Apr 13 2013, 4:07 PM - 6:40 PM EDT

Att. 11,422 - Overcast - 44 F

livebaseballscorecards.com

AB	33
R	9
H	9
RBI	9
BB	4
SO	7
LOB	11

Chicago White Sox @ Cleveland Indians

Progressive Field, Cleveland, OH

Sun Apr 14 2013, 1:06 PM - 3:54 PM EDT

Att. 11,682 - Cloudy - 45 F

livebaseballscorecards.com

Batter	1	2	3	4	5	6	7	8	9	AB	R	H	RBI	BB	SO	LOB
30 Alejandro De Aza, L (1, 8) OBP: 0.275, SLG: 0.500	F7		G3		G3			HR		4	1	1	1	0	0	2
7 Jeff Keppinger, R (1, 4) OBP: 0.213, SLG: 0.234	L4			51 1B 1B		E5 51 G6-4-3		1B		4	0	2	0	0	0	0
51 Alex Rios, R (1, 9) OBP: 0.412, SLG: 0.681	K			1-2 1B		G6-4-3 1-2f		F9		4	0	1	0	0	1	2
44 Adam Dunn, L (1, 3) OBP: 0.174, SLG: 0.295		L7		K		14 HR BB		K		3	1	0	0	1	2	3
14 Paul Konerko, R (1, 10) OBP: 0.283, SLG: 0.415		K		F9		1-H HR		F9		4	1	1	2	0	1	3
24 Dayan Viciedo, R (1, 7) OBP: 0.118, SLG: 0.294		F8		P6		F8			K	4	0	0	0	0	1	2
12 Conor Gillaspie, L (1, 5) OBP: 0.444, SLG: 0.593			10 FC1-6 1B		21 CS 1B		K		G5-3	4	0	2	0	0	1	0
10 Alexei Ramirez, R (1, 6) OBP: 0.326, SLG: 0.455			FC1-6 1-2f		P4		P6		F8	4	0	0	0	0	0	2
21 Tyler Flowers, R (1, 2) OBP: 0.250, SLG: 0.424			K		1-2 2B		K			3	0	1	0	0	2	1
Inning Stats	R: 0 E: 0 K: 1 S: 9 H: 0 LOB: 0 BB: 0 P: 14	R: 0 E: 0 K: 1 S: 7 H: 0 LOB: 0 BB: 0 P: 11	R: 0 E: 0 K: 1 S: 7 H: 1 LOB: 1 BB: 0 P: 10	R: 0 E: 0 K: 1 S: 11 H: 2 LOB: 2 BB: 0 P: 18	R: 0 E: 0 K: 0 S: 8 H: 2 LOB: 1 BB: 0 P: 12	R: 2 E: 1 K: 0 S: 12 H: 1 LOB: 0 BB: 1 P: 23	R: 0 E: 0 K: 2 S: 9 H: 0 LOB: 0 BB: 0 P: 15	R: 1 E: 0 K: 1 S: 20 H: 2 LOB: 1 BB: 0 P: 28	R: 0 E: 0 K: 1 S: 7 H: 0 LOB: 0 BB: 0 P: 9	1B: 5 2B: 1 3B: 0 HR: 2 SF: 0 SAC: 0 DP: 1 HBP: 0						

TOP	
AB	34
R	3
H	8
RBI	3
BB	1
SO	8
LOB	15

PITCHER		IP	WLS	BF	H	R	ER	SO	BB	IBB	HBP	BLK	WP	HR	S	P	ERA	WHIP
39 Brett Myers, R ERA: 8.82	(1, 1)	6.0	L	24	6	2	2	4	1	0	0	0	0	1	54	88	3.00	1.167
27 Bryan Shaw, R ERA: 1.93	(7, 1)	1.0		3	0	0	0	2	0	0	0	0	0	0	9	15	0.00	0.000
52 Vinnie Pestano, R ERA: 2.25	(8, 1)	1.0		5	2	1	1	1	0	0	0	0	0	1	20	28	9.00	2.000
54 Chris Perez, R ERA: 2.25	(9, 1)	1.0		3	0	0	0	1	0	0	0	0	0	0	7	9	0.00	0.000

PITCHER		IP	WLS	BF	H	R	ER	SO	BB	IBB	HBP	BLK	WP	HR	S	P	ERA	WHIP

BOTTOM

Chicago White Sox @ Cleveland Indians

Progressive Field, Cleveland, OH

Sun Apr 14 2013, 1:06 PM - 3:54 PM EDT

Att. 11,682 - Cloudy - 45 F

livebaseballscorecards.com

Batter	1	2	3	4	5	6	7	8	9	AB	R	H	RBI	BB	SO	LOB
24 Michael Bourn, L (1, 8) OBP: 0.375, SLG: 0.600 4 Mike Aviles, R (8, PR) (9, 4) OBP: 0.333, SLG: 0.471	X FF 88 0-0 HR		C FF 91 F CU 79 B SI 91 S SI 91 1-3 ②			C CU 80 F FC 86 X SI 92 0-2 1B		F FF 93 C FF 94 B SL 80 F FF 94 B FC 85 X FF 94 2-2 13 FC5-4 1B		4 0	1 0	3 0	1 0	0 0	1 0	0 0
13 Asdrúbal Cabrera, S (1, 6) OBP: 0.213, SLG: 0.286	C SI 90 B FC 86 F FF 91 T FC 86 1-2 ①		C CU 78 S FC 86 B SI 92 F FC 86 C SI 91 1-3 ③			B SI 90 C FF 91 1 SAFE C SI 90 D CU 81 1 SAFE 1 SAFE C CU 81 2-3 ②		B FF 93 F FF 94 B FF 93 B FF 94 X FF 93 3-1 ③ FC5-4 1-2f		4	0	0	0	0	3	2
23 Michael Brantley, L (1, 7) OBP: 0.366, SLG: 0.286	C FF 90 C FF 91 B SI 92 F FF 92 X FC 88 1-2 1B			B FC 86 F FF 89 X FC 86 1-1 ① P4		X FF 91 0-0 ③ L6			C FF 93 B SL 86 X CH 83 1-1 ① G4-3	4	0	1	0	0	0	1
33 Nick Swisher, S (1, 9) OBP: 0.426, SLG: 0.405 (8, 3)	B CU 78 F FC 86 F SI 90 C SI 91 1-3 ②			C FC 87 B SI 90 S CH 84 S FF 92 1-3 ②			B FC 86 X FF 90 1-0 ① F8		S SL 84 X FF 94 0-1 ② P6	4	0	0	0	0	2	1
12 Mark Reynolds, R (1, 3) OBP: 0.293, SLG: 0.711 11 Drew Stubbs, R (7, PR) OBP: 0.222, SLG: 0.257 (8, 9) (9, 8) 41 Carlos Santana, S (9, PH) OBP: 0.581, SLG: 0.885	1 SAFE F FF 91 S FF 91 1 SAFE D SL 84 S SI 92 1-3 ③			B FC 87 S FC 87 F FF 91 F SL 84 B FF 92 B FC 87 F SI 91 T 3-2 ③			C FF 90 C FF 90 B FF 90 B FF 91 F CH 83 F FC 87 B FF 92 F SI 92 X CU 79 3-2 1B		B FF 94 B FF 93 C FF 93 C FF 93 F FF 93 B CH 87 F FF 93 F FF 94 B FF 95 4-2 25 DI BB	3 0 0	0 0 0	1 0 0	0 0 0	0 0 1	2 0 0	1 0 0
25 Jason Giambi, L (1, 10)		X FF 90 0-0 ① P4			C FF 89 F FC 86 B SI 90 X SI 91 1-2 ① F7		C SI 91 1 SAFE X SI 90 0-1 ② F8		B SL 85 B FF 92 C FF 93 C FF 93 X CH 84 2-2 ③ F8 1-2	4	0	0	0	0	0	2
9 Ryan Raburn, R (1, 4) OBP: 0.333, SLG: 0.333 (9, 9)		C FF 88 F FF 91 B SL 84 X FF 89 1-2 ② G5-3			B FF 92 X FF 88 1-0 8 K 1B		S FC 86 1 SAFE 1 SAFE 1 SAFE B FC 86 F FC 85 S FC 88 1-3 ③			3	0	1	0	0	1	1
8 Lonnie Chisenhall, L (1, 5) OBP: 0.212, SLG: 0.344		S FF 91 B SI 92 B FF 88 B CU 80 C SI 89 X SI 90 3-2 ③ G4-3			B FC 88 1 SAFE 1 SAFE S FF 91 B SI 89 1 SAFE S FC 87 S FF 92 2-3 ② ③ K 1-2			C FF 93 B FC 84 C FF 94 T FF 94 1-2 ① K		3	0	0	0	0	2	1
10 Yan Gomes, R (1, 2) OBP: 0.071, SLG: 0.286			C FC 86 B SL 83 F SL 83 B FF 90 F SI 91 X FC 87 2-2 ① F8			C FC 87 B FF 89 S FF 89 F FF 89 F FF 92 F SL 82 S FC 87 1-3 ① K		B SL 80 F FF 94 B FC 86 F FF 94 X FF 94 2-2 ② P3		3	0	0	0	0	1	0
Inning Stats	R: 1 H: 2 E: 0 LOB: 1 K: 3 BB: 0 S: 14 P: 18	R: 0 H: 0 E: 0 LOB: 0 K: 0 BB: 0 S: 7 P: 11	R: 0 H: 0 E: 0 LOB: 0 K: 2 BB: 0 S: 11 P: 15	R: 0 H: 0 E: 0 LOB: 0 K: 2 BB: 0 S: 10 P: 15	R: 0 H: 1 E: 0 LOB: 0 K: 1 BB: 0 S: 7 P: 11	R: 0 H: 1 E: 0 LOB: 1 K: 2 BB: 0 S: 13 P: 16	R: 0 H: 1 E: 0 LOB: 1 K: 1 BB: 0 S: 12 P: 17	R: 0 H: 1 E: 0 LOB: 1 K: 1 BB: 0 S: 12 P: 20	R: 0 H: 0 E: 0 LOB: 1 K: 0 BB: 1 S: 12 P: 19	1B: 5 SF: 0 2B: 0 SAC: 0 3B: 0 DP: 0 HR: 1 HBP: 0					WP: 0 PA: 33 PB: 0 SB: 0 CS: 0	

	AB	32
	R	1
	H	6
	RBI	1
	BB	1
	SO	12
	LOB	9

PITCHER		IP	WLS	BF	H	R	ER	SO	BB	IBB	HBP	BLK	WP	HR	S	P	ERA	WHIP
44 Jake Peavy, R ERA: 3.93	(1, 1)	7.0	W	25	5	1	1	11	0	0	0	0	0	1	74	103	1.29	0.714
37 Matt Thornton, L ERA: 4.5	(8, 1)	1.0	H	4	1	0	0	1	0	0	0	0	0	0	12	20	0.00	1.000
43 Addison Reed, R ERA:	(9, 1)	1.0	S	4	0	0	0	0	1	0	0	0	0	0	12	19	0.00	1.000

PITCHER	IP	WLS	BF	H	R	ER	SO	BB	IBB	HBP	BLK	WP	HR	S	P	ERA	WHIP

Boston Red Sox @ Cleveland Indians

Progressive Field, Cleveland, OH

Tue Apr 16 2013, 7:08 PM - 10:37 PM EDT

Att. 9,143 - Overcast - 50 F

TOP

livebaseballscorecards.com

Batter	1	2	3	4	5	6	7	8	9	AB	R	H	RBI	BB	SO	LOB
2 Jacoby Ellsbury, L (1, 8) OBP: 0.274, SLG: 0.433	G6-3	15 BB; 18 S; 12 2B; 1B 1-3 2-H	G3			G3		K		5	1	1	1	0	1	3
18 Shane Victorino, S (1, 9) OBP: 0.362, SLG: 0.314	G6-3	15 BB; 12 2B 1-2 BB		G4-3		12 WP BB		F8		3	1	0	0	2	0	1
15 Dustin Pedroia, R (1, 4) OBP: 0.414, SLG: 0.347	G5-3	12 2B 1-2 2-3 3-H BB		1B		K		K		4	1	1	1	1	2	2
12 Mike Napoli, R (1, 3) OBP: 0.250, SLG: 0.455		5 BB; 3 BB; 2B 3-2; 2B		F9		K 1-2			K	5	1	2	3	0	2	2
16 Will Middlebrooks, R (1, 5) OBP: 0.241, SLG: 0.480		3 BB; 5 BB; 23 SF9; BB 2-3; K		K			G5-3		K	4	1	0	0	1	3	2
29 Daniel Nava, S (1, 7) 37 Mike Carp, L (9, PH) 44 Jackie Bradley Jr., L (9, 7) OBP: 0.432, SLG: 0.655	K	K	K		K		K		K	4 1 0	0 0 0	0 0 0	0 0 0	0 0 0	4 1 0	2 0 0
5 Jonny Gomes, R (1, 10) OBP: 0.448, SLG: 0.250		3 BB; 2 1B 1-2 2-3 BB	3 1B; 1B		BB		3 WP BB			1	1	1	0	3	0	0
3 David Ross, R (1, 2) OBP: 0.250, SLG: 0.400		2 1B; 15 BB 1-2 2-3 3-H BB	1-3 1B		K		K 1-2			3	1	1	1	1	2	2
23 Pedro Ciriaco, R (1, 6) OBP: 0.364, SLG: 0.375		SF9 3-H	K		F9			BB		2	0	0	1	1	1	3

Inning Stats																																		
	R: 0	E: 0	K: 0	S: 9	H: 0	LOB: 0	BB: 0	P: 15	R: 7	E: 0	K: 2	S: 26	H: 3	LOB: 1	BB: 5	P: 56	R: 0	E: 0	K: 2	S: 11	H: 2	LOB: 2	BB: 0	P: 15	R: 0	E: 0	K: 1	S: 9	H: 1	LOB: 1	BB: 0	P: 11
	R: 0	E: 0	K: 2	S: 11	H: 0	LOB: 1	BB: 1	P: 19	R: 0	E: 0	K: 2	S: 12	H: 0	LOB: 1	BB: 1	P: 21	R: 0	E: 0	K: 2	S: 11	H: 0	LOB: 1	BB: 1	P: 17	R: 0	E: 0	K: 2	S: 15	H: 0	LOB: 1	BB: 1	P: 22	R: 0	E: 0	K: 3	S: 10	H: 0	LOB: 0	BB: 0	P: 14

	1B: 4	SF: 1	WP: 2	PA: 42
	2B: 2	SAC: 0	PB: 0	
	3B: 0	DP: 0	SB: 1	
	HR: 0	HBP: 0	CS: 0	

	AB	32
	R	7
	H	6
	RBI	7
	BB	9
	SO	16
	LOB	17

PITCHER		IP	WLS	BF	H	R	ER	SO	BB	IBB	HBP	BLK	WP	HR	S	P	ERA	WHIP
30 Ubaldo Jiménez, R ERA: 11.25	(1, 1)	1.2	L	12	2	7	7	1	5	0	0	0	0	0	28	59	37.80	4.200
37 Cody Allen, R ERA: 3.86	(2, 1)	3.0		14	4	0	0	6	1	0	0	0	0	0	35	52	0.00	1.667
50 Nick Hagadone, L ERA:	(5, 1)	2.0		8	0	0	0	3	2	0	0	0	1	0	23	38	0.00	1.000
53 Rich Hill, L ERA: 6.75	(7, 1)	1.0		4	0	0	0	2	1	0	0	0	1	0	15	22	0.00	1.000
27 Bryan Shaw, R ERA: 1.5	(8, 1)	1.1		4	0	0	0	4	0	0	0	0	0	0	13	19	0.00	0.000

PITCHER	IP	WLS	BF	H	R	ER	SO	BB	IBB	HBP	BLK	WP	HR	S	P	ERA	WHIP

BOTTOM

Boston Red Sox @ Cleveland Indians

Progressive Field, Cleveland, OH

Tue Apr 16 2013, 7:08 PM - 10:37 PM EDT

Att. 9,143 - Overcast - 50 F

livebaseballscorecards.com

Batter	1	2	3	4	5	6	7	8	9	AB	R	H	RBI	BB	SO	LOB
11 Drew Stubbs, R (1, 8) OBP: 0.268, SLG: 0.263	B FF 91 B SI 90 C SI 90 B FF 92 C SI 90 X SI 92 3-2 ① F9		B CH 85 B FF 91 C SI 91 B CU 77 S SI 92 B FF 92 4-2 BB		B CU 74 F SI 90 B CH 85 B CH 83 B FF 90 4-1 33 PB 13 1B 1-2 BB	B SI 88 C SL 84 C SL 84 C SL 85 1-3 ③ K			B FF 91 X CU 81 1-0 13 DI 1B	3	0	1	0	2	1	2
13 Asdrúbal Cabrera, S (1, 6) OBP: 0.212, SLG: 0.277	B FF 91 F SI 91 X FF 92 1-1 ② F8		C CU 77 C CU 77 B FF 91 F FF 91 C CU 76 1-3 ② K		F CH 84 D CH 86 X FF 92 1-1 33 PB 1-2 2-3 1B		B SL 86 B SL 84 X SI 89 2-0 ① G3-1		B SI 92 B FF 93 F FF 91 B FF 92 X SI 91 3-1 ③ G3 1-2	5	0	1	0	0	1	2
41 Carlos Santana, S (1, 2) OBP: 0.514, SLG: 0.767	C FF 90 B SI 92 F FF 91 X FF 89 1-2 ③ G5-3		B FC 87 B CH 82 F SI 91 F SI 90 B FF 93 S CH 84 3-3 ③ K		C CH 83 D CH 85 F CH 83 S FF 92 1-3 ② K		C SI 90 B SL 86 X SL 84 1-1 ② G4-3			4	0	0	0	0	2	4
33 Nick Swisher, S (1, 3) OBP: 0.431, SLG: 0.400		C FF 90 B FF 92 X SI 90 1-1 23 1B 4 SF9 1B		X FF 91 0-0 ① F9	B SI 91 F FF 92 C FF 89 B FF 90 F CU 76 B CH 84 B FF 91 4-2 1-2 2-3 3-H BB		F FF 89 X CH 84 0-1 ③ G2-3			3	1	1	0	1	0	0
12 Mark Reynolds, R (1, 10) OBP: 0.311, SLG: 0.675		C SI 90 F CH 83 B SI 91 B FF 92 D CU 77 F FF 90 F CH 82 S FF 91 3-3 ① K		B FF 92 B FF 90 S SI 91 B SI 90 B FF 92 4-1 BB	B CU 74 X CH 84 1-0 ③ P4			B FF 92 C FF 92 C FF 93 B CU 84 B FF 93 B FF 92 4-2 23 G1-6-3 BB		2	0	0	0	2	1	4
23 Michael Brantley, L (1, 7) OBP: 0.378, SLG: 0.308		C SI 90 X SI 90 0-1 1-3 1B		B FF 92 C FF 90 B FF 92 B CH 85 X FC 88 3-1 ② L7		B FF 90 B FF 90 X FF 89 2-0 9 BB 1B		F FF 93 B SI 92 X CU 84 1-1 ① ② G1-6-3 1-2f		4	0	2	0	0	0	2
4 Mike Aviles, R (1, 4) OBP: 0.273, SLG: 0.400		C SI 90 D CU 75 X CH 83 1-1 ② SF9 3-H		C SI 91 B CU 76 S CU 75 C FF 92 1-3 ③ K		1 SAFE B FF 90 B SL 84 X FF 89 2-0 ① F9		C FF 92 S CU 83 B FF 93 C FF 92 1-3 ③ K		3	0	0	1	0	2	2
8 Lonnie Chisenhall, L (1, 5) OBP: 0.189, SLG: 0.306		1 SAFE B FF 91 B FF 90 B FF 91 C FF 90 F FF 91 F FF 91 S FF 90 3-3 ③ K		B FF 92 F FC 86 B CH 83 X FF 90 2-1 ① F7		B SI 89 X CH 82 1-0 ② F7			C SI 90 B CH 86 B FF 93 X SI 91 2-1 ① G4-3	4	0	0	0	0	1	2
9 Ryan Raburn, R (1, 9) OBP: 0.375, SLG: 0.350 46 Cord Phelps, S (9, PH)			C FF 91 F CH 85 B CU 78 F FF 91 F FF 89 C FF 93 1-3 ① K		B FF 89 F FF 91 S FC 86 B CH 86 X FF 92 2-2 13 1B 11 BB 33 PB 1B	B FF 90 B CH 82 1 SAFE B FF 90 C FF 89 F FF 88 B CH 81 4-2 1-2 BB			B CH 90 C SI 92 F FF 92 X FF 93 1-2 ② G1-3	2 1	1 0	1 0	0 0	1 0	1 0	0 0
Inning Stats	R: 0 E: 0 K: 0 S: 8 H: 0 LOB: 0 BB: 0 P: 13	R: 1 E: 0 K: 2 S: 15 H: 2 LOB: 1 BB: 0 P: 23	R: 0 E: 0 K: 3 S: 14 H: 0 LOB: 1 BB: 1 P: 23	R: 0 E: 0 K: 1 S: 7 H: 0 LOB: 1 BB: 1 P: 15	R: 1 E: 0 K: 1 S: 15 H: 2 LOB: 3 BB: 2 P: 30	R: 0 E: 0 K: 1 S: 8 H: 1 LOB: 2 BB: 1 P: 18	R: 0 E: 0 K: 0 S: 5 H: 0 LOB: 0 BB: 0 P: 8	R: 0 E: 0 K: 1 S: 7 H: 0 LOB: 0 BB: 1 P: 13	R: 0 E: 0 K: 0 S: 8 H: 1 LOB: 1 BB: 0 P: 15	1B: 6 2B: 0 3B: 0 HR: 0 SF: 1 SAC: 0 DP: 1 HBP: 0						

	AB	31
	R	2
	H	6
	RBI	1
	BB	6
	SO	9
	LOB	18

WP: 0 PB: 1 SB: 0 CS: 0 PA: 38

PITCHER		IP	WLS	BF	H	R	ER	SO	BB	IBB	HBP	BLK	WP	HR	S	P	ERA	WHIP
22 Felix Doubront, L ERA: 4.5	(1, 1)	5.0	W	23	4	2	2	7	4	0	0	0	0	0	59	104	3.60	1.600
59 Clayton Mortensen, R ERA: 2.35	(6, 1)	2.0		8	1	0	0	1	1	0	0	0	0	0	13	26	0.00	1.000
63 Alex Wilson, R ERA:	(8, 1)	2.0		7	1	0	0	1	1	0	0	0	0	0	15	28	0.00	1.000

PITCHER	IP	WLS	BF	H	R	ER	SO	BB	IBB	HBP	BLK	WP	HR	S	P	ERA	WHIP

Boston Red Sox @ Cleveland Indians

Progressive Field, Cleveland, OH

Wed Apr 17 2013, 7:07 PM - 10:29 PM EDT

Att. 10,282 - Cloudy - 46 F

TOP

livebaseballscorecards.com

Batter	1	2	3	4	5	6	7	8	9	AB	R	H	RBI	BB	SO	LOB
2 Jacoby Ellsbury, L (1, 8) OBP: 0.299, SLG: 0.446	B FF 92 X FF 93 1-0 15 1B 18 HBP 12 1B 1B	B SI 89 C FF 94 C SL 84 X FF 95 1-2 18 1B 1B		X FF 93 0-0 ① L7	B SI 90 C SL 79 B FF 93 C SL 80 S SL 83 2-3 ③ K			B SI 87 F CU 72 C CU 71 B CU 74 F CU 72 F SL 81 B CU 74 X CU 72 3-2 18 WP 18 SH 1B		5	2	3	0	0	1	2
18 Shane Victorino, S (1, 9) OBP: 0.403, SLG: 0.352	B FF 91 B SI 90 F FF 91 C FF 93 H SL 85 3-2 15 1B 12 1B 1-2 HBP	B FF 90 B SI 92 C SI 91 B SI 92 X SI 92 3-1 1-2 2-3 1B		C FF 91 D SL 82 X SI 91 1-1 15 1B 1B		C SI 92 B CH 85 B CH 84 X SI 94 2-1 12 2B 29 1B 1B		B SI 89 B FF 91 X FF 90 2-0 SH 12 G3-6-3 1-H		3	2	3	0	0	0	0
15 Dustin Pedroia, R (1, 4) OBP: 0.413, SLG: 0.352	C FF 91 X SI 93 0-1 12 1B 29 1B 1-2 2-3 1B	B SL 84 F SL 84 B FF 95 S SI 90 S SL 85 2-3 ① K		F SL 83 F FF 94 X FF 93 0-2 1-2 2-3 1B		C SI 92 F SI 93 B CU 82 1 SAFE S SL 88 1-3 ① K		B SI 90 F SI 90 B FF 90 1 SAFE F FF 91 C FF 91 2-3 ① K		5	1	2	0	0	3	5
12 Mike Napoli, R (1, 10) OBP: 0.262, SLG: 0.467	C SL 82 X SI 94 0-1 16 G6-3 29 1B 39 FC3-2 1-2 2-H 3-H 1B	B SL 84 B SI 92 B FF 94 C FF 92 X SI 89 3-1 ② P3		B SL 84 B SL 85 F FF 93 F SI 93 F SL 86 S SL 85 2-3 ② K		F SL 87 C SI 93 X CU 82 0-2 29 1B 1-3 2B		C SL 84 B FF 91 B SL 83 S SI 90 B FF 90 X SI 90 3-2 ②③ G3-6-3 1-2f		5	0	2	2	0	1	7
29 Daniel Nava, S (1, 7) (7, 3) OBP: 0.429, SLG: 0.618	C FF 93 X FF 95 0-1 39 FC3-2 16 G6-3 1-2 2-H 1B	C FF 95 F FF 94 F SL 85 X FF 95 0-2 ③ L7		F FF 94 X FF 95 0-1 ③ G3		X SI 92 0-0 16 CS 2-3 3-H 1B			X SI 92 0-0 ① L9	5	0	2	2	0	0	6
16 Will Middlebrooks, R (1, 5) OBP: 0.220, SLG: 0.436	C FF 92 X FF 93 0-1 ① G6-3 1-2 2-3		C FF 93 C SL 84 B SL 84 B FF 94 X SL 84 2-2 ① F9		B SL 82 C FF 92 F SI 92 S FF 95 1-3 ① K	S SL 88 X SL 88 0-1 ②③ F9 1-2			C FF 93 C SI 93 F FF 93 C FF 93 0-3 ② K	5	0	0	0	0	2	4
39 Jarrod Saltalamacchia, S (1, 2) OBP: 0.325, SLG: 0.486	S FF 94 B FF 94 F SL 84 D SL 84 X FF 94 2-2 ② FC3-2 2-3 3-H	C FF 94 X FF 94 0-1 ② G6-3			X FF 94 0-0 ② G6-3		C SI 88 B CU 74 C CU 73 X SI 89 1-2 ① F8		C FF 93 S SL 81 S SL 80 0-3 ③ K	5	0	0	0	0	1	2
7 Stephen Drew, L (1, 6) OBP: 0.261, SLG: 0.158	C FF 93 C SL 82 F FF 93 B FF 94 F SL 85 B FF 93 S SL 84 2-3 ③ K	C SL 82 C FF 94 X FF 94 0-2 ③ G6-3			C FF 94 B SL 85 B SI 91 B SL 80 B FF 92 4-1 37 3B BB		B SL 84 X SL 80 1-0 ② L9			3	1	0	0	1	1	2
37 Mike Carp, L (1, 3) OBP: 0.500, SLG: 1.167 5 Jonny Gomes, R (7, PH) OBP: 0.433, SLG: 0.238 44 Jackie Bradley Jr., L (7, 7) OBP: 0.263, SLG: 0.129		C SI 90 X FF 95 0-1 18 1B 2B		C FF 93 B SI 90 C SI 92 F SL 84 B SL 86 B FF 94 X SI 90 3-2 15 1B 2B	B SL 80 X FF 92 1-0 1-H 3B		C SI 88 S CU 73 B CU 73 C SI 89 1-3 ③ K			3 1 0	0 0 0	3 0 0	1 0 0	0 0 0	0 1 0	0 0 0

Inning Stats	1	2	3	4	5	6	7	8	9
	R: 3 E: 0 K: 1 S: 19	H: 4 LOB: 2 BB: 0 P: 27	R: 0 E: 0 K: 1 S: 16	H: 3 LOB: 3 BB: 0 P: 25	R: 0 E: 0 K: 0 S: 8	H: 0 LOB: 0 BB: 0 P: 10	R: 0 E: 0 K: 1 S: 16	H: 3 LOB: 3 BB: 0 P: 22	R: 1 E: 0 K: 2 S: 9	H: 1 LOB: 1 BB: 1 P: 17	R: 1 E: 0 K: 1 S: 11	H: 3 LOB: 1 BB: 0 P: 14	R: 0 E: 0 K: 1 S: 7	H: 0 LOB: 0 BB: 0 P: 10	R: 1 E: 1 K: 1 S: 12	H: 1 LOB: 0 BB: 0 P: 22	R: 0 E: 0 K: 2 S: 8	H: 0 LOB: 0 BB: 0 P: 8

AB	40	
R	6	
H	15	
RBI	5	
BB	1	
SO	10	
LOB	28	

1B: 11	SF: 0	
2B: 3	SAC: 1	
3B: 1	DP: 1	
HR: 0	HBP: 1	

WP: 1	PA: 43	
PB: 0		
SB: 0		
CS: 1		

PITCHER		IP	WLS	BF	H	R	ER	SO	BB	IBB	HBP	BLK	WP	HR	S	P	ERA	WHIP
63 Justin Masterson, R ERA: 1.67	(1, 1)	5.0	L	28	11	4	4	5	1	0	1	0	0	0	68	101	7.20	2.400
28 Corey Kluber, R ERA: 9.0	(6, 1)	1.0		5	3	1	1	1	0	0	0	0	0	0	11	14	9.00	3.000
53 Rich Hill, L ERA: 4.91	(7, 1)	1.0		4	1	1	0	1	0	0	0	0	0	0	12	18	0.00	1.000
38 Joe Smith, R ERA:	(8, 1)	1.0		3	0	0	0	1	0	0	0	0	1	0	7	14	0.00	0.000
52 Vinnie Pestano, R ERA: 1.8	(9, 1)	1.0		3	0	0	0	2	0	0	0	0	0	0	8	8	0.00	0.000

PITCHER	IP	WLS	BF	H	R	ER	SO	BB	IBB	HBP	BLK	WP	HR	S	P	ERA	WHIP

Batter	1	2	3	4	5	6	7	8	9	AB	R	H	RBI	BB	SO	LOB
23 Michael Brantley, L (1, 7) OBP: 0.367, SLG: 0.286	C FS 88 C CU 78 B SL 83 B CH 82 X CH 84 2-2 ① L9		1 SAFE C SL 84 C SL 84 B SL 85 B FF 92 F SL 83 F FC 91 X SI 93 2-2 ② G6-3 1-2		B SI 93 F FC 91 B FF 93 B CU 80 B FF 92 4-1 BB		B FF 93 C FF 93 C CU 73 B FF 90 B FF 94 S FF 95 3-3 ① K			3	0	0	0	1	1	1
13 Asdrúbal Cabrera, S (1, 6) OBP: 0.196, SLG: 0.255	B CU 78 X FS 88 1-0 ② L7		C SI 91 X SI 92 0-1 ③ G4-3		F FC 90 C CH 84 D SL 82 X FF 92 1-2 ③ L9		C FF 95 B FF 94 S FO 90 C FF 95 1-3 ② K			4	0	0	0	0	1	4
41 Carlos Santana, S (1, 2) OBP: 0.487, SLG: 0.697	C FF 90 F FF 93 S CH 84 0-3 ③ K			C SL 88 B FS 89 B FC 89 B CU 79 X CH 84 3-1 ① G3		B FF 92 B CH 83 S FC 90 S SI 93 B CH 84 B FF 93 4-2 33 HR BB	B CU 75 B FF 94 S FF 95 F FO 88 S FF 96 2-3 ③ K			3	1	0	0	1	2	0
33 Nick Swisher, S (1, 9) OBP: 0.436, SLG: 0.477		B FC 89 B FC 90 C FC 89 F CU 80 B CH 82 X FF 92 3-2 12 G3 1B		C SI 92 B CU 81 S CU 80 B FF 93 B CH 84 X FF 93 3-2 ② L7		B SI 93 F SI 92 X FF 91 1-1 1-H HR		C FF 89 C SL 85 B FS 82 X FS 81 1-2 ① G3		4	1	2	2	0	0	0
25 Jason Giambi, L (1, 10) OBP: 0.125, SLG: 0.500		B CU 80 X FF 93 1-0 ① P6		C CH 83 B FC 90 X FC 91 1-1 ③ F8		B CU 80 B CU 78 C FC 90 S CH 84 F FF 92 X FF 92 2-2 HR		B FS 81 C FF 88 S FS 81 S FF 90 1-3 ② K		4	1	1	1	0	1	1
12 Mark Reynolds, R (1, 3) OBP: 0.306, SLG: 0.659		B FC 91 C FC 91 S FS 86 F CH 85 X FC 89 1-2 ② G3 1-2			X FC 91 0-0 ① P3	C CH 84 S CH 83 F CH 84 X FF 92 0-2 8 F8 2B		C FF 90 C SL 84 B FF 90 F FF 89 F FF 91 S FS 80 1-3 ③ K		4	0	1	0	0	1	1
46 Cord Phelps, S (1, 4)		S FC 91 B FC 90 B FS 86 F FS 86 S FF 94 2-3 ③ K			B CH 84 C FC 91 X CH 84 1-1 ② G1-3	S FO 87 C FF 93 B FF 94 X FF 94 1-2 ① G5-3			B FF 96 C FF 95 C FF 95 B FC 88 F FF 95 F FF 96 F FF 96 X FF 95 2-2 ① F8	4	0	0	0	0	1	2
8 Lonnie Chisenhall, L (1, 5) OBP: 0.220, SLG: 0.325			C FC 91 B FC 90 F CU 78 X CH 84 1-2 ① 1B		C FF 93 B FF 92 C SL 82 B CH 84 B FF 93 X SI 93 3-2 11 2B 1B	C FF 93 X FO 87 0-1 ② F8 2-3			C FF 95 B FC 89 C FC 87 S FF 96 1-3 ② K	4	0	2	0	0	1	1
11 Drew Stubbs, R (1, 8) OBP: 0.289, SLG: 0.293			B FF 90 B CU 82 B FF 91 C FF 91 F FC 90 F CH 84 B CH 84 4-2 23 S BB		C FC 92 C CH 84 B SL 85 B CH 85 F FF 93 X FS 86 2-2 1-3 2B	C FF 95 C FF 95 B FF 95 S FF 96 1-3 ③ K			S FF 96 C FF 95 F FF 96 S CU 80 0-3 ③ K	3	0	1	0	1	2	1
Inning Stats	R: 0 E: 0 K: 1 S: 7 H: 0 LOB: 0 BB: 0 P: 10	R: 0 E: 0 K: 1 S: 11 H: 1 LOB: 1 BB: 0 P: 18	R: 0 E: 0 K: 0 S: 13 H: 1 LOB: 1 BB: 1 P: 20	R: 0 E: 0 K: 0 S: 7 H: 0 LOB: 0 BB: 0 P: 14	R: 0 E: 0 K: 0 S: 14 H: 2 LOB: 3 BB: 1 P: 25	R: 3 E: 0 K: 1 S: 20 H: 3 LOB: 1 BB: 1 P: 29	R: 0 E: 0 K: 3 S: 9 H: 0 LOB: 0 BB: 0 P: 15	R: 0 E: 0 K: 2 S: 11 H: 0 LOB: 0 BB: 0 P: 14	R: 0 E: 0 K: 2 S: 13 H: 0 LOB: 0 BB: 0 P: 16	1B: 3 2B: 2 3B: 0 HR: 2	SF: 0 SAC: 0 DP: 0 HBP: 0			WP: 0 PB: 0 SB: 1 CS: 0	PA: 36		

PITCHER		IP	WLS	BF	H	R	ER	SO	BB	IBB	HBP	BLK	WP	HR	S	P	ERA	WHIP
91 Alfredo Aceves, R ERA: 6.28	(1, 1)	5.0	W	24	7	3	3	2	3	0	0	0	0	2	64	106	5.40	2.000
36 Junichi Tazawa, R ERA: 1.13	(6, 1)	2.0	H	6	0	0	0	4	0	0	0	0	0	0	17	25	0.00	0.000
19 Koji Uehara, R ERA:	(8, 1)	1.0	H	3	0	0	0	2	0	0	0	0	0	0	11	14	0.00	0.000
40 Andrew Bailey, R ERA: 1.42	(9, 1)	1.0	S	3	0	0	0	2	0	0	0	0	0	0	13	16	0.00	0.000

PITCHER	IP	WLS	BF	H	R	ER	SO	BB	IBB	HBP	BLK	WP	HR	S	P	ERA	WHIP

BOTTOM

Boston Red Sox @ Cleveland Indians

Progressive Field, Cleveland, OH

Wed Apr 17 2013, 7:07 PM - 10:29 PM EDT

Att. 10,282 - Cloudy - 46 F

livebaseballscorecards.com

AB	33
R	3
H	7
RBI	3
BB	3
SO	10
LOB	11

Boston Red Sox @ Cleveland Indians

Progressive Field, Cleveland, OH

Thu Apr 18 2013, 7:07 PM - 10:18 PM EDT

Att. 12,936 - Partly Cloudy - 81 F

TOP

livebaseballscorecards.com

Batter	1	2	3	4	5	6	7	8	9	AB	R	H	RBI	BB	SO	LOB
2 Jacoby Ellsbury, L (1, 8) OBP: 0.306, SLG: 0.457	B FF 89 F FF 91 F FF 92 F FF 93 C FF 93 1-3 ① K		B SI 90 B FF 91 C FF 89 X SI 91 2-1 ① FC6-4 12 S 15 BB 1-2f		B CU 75 B SI 92 C FF 92 X FF 91 2-1 18 1B 15 1B 2B		F FF 94 B FF 94 B FF 93 X FF 92 2-1 15 F9 18 E 12 1B 1B	B FC 93 C SL 81 S SL 82 F FC 95 X FC 93 1-2 ③ G3-1		5	2	2	0	0	1	1
18 Shane Victorino, S (1, 9) OBP: 0.388, SLG: 0.339	B SI 92 C SI 93 B CH 79 C FF 93 X CU 81 2-2 ② G4-3		1 SAFE C FF 90 F SI 91 1 SAFE 1 SAFE X FF 92 0-2 ② P5		B SI 89 B FF 89 X FF 89 2-0 15 1B 2-3 1B		B FC 94 1 SAFE X FC 92 1-0 E4 12 1B 29 SF8 1-2		B FC 93 F FF 93 F FF 93 C SL 82 1-3 ① K	5	1	1	0	0	1	2
15 Dustin Pedroia, R (1, 4) OBP: 0.412, SLG: 0.345	B SI 93 C SI 93 F SI 94 B FF 96 B CU 82 F FF 93 C FF 94 3-3 ③ K		B SI 92 B SI 92 1 SAFE 1 SAFE B SI 91 B FF 91 4-0 12 S 1-2 BB		B SI 92 C CU 76 F FF 92 F CU 77 F FF 93 B SI 94 B FF 94 X SI 93 3-2 12 S 1-3 3-H 1B		B FC 95 X FC 94 1-0 ① F9 2-3		C FF 94 B SL 83 F FF 93 F FF 93 B SL 82 X FF 94 2-2 ② L9	4	0	1	1	1	1	2
12 Mike Napoli, R (1, 3) OBP: 0.273, SLG: 0.492		S SI 92 B FF 94 X CU 79 1-1 29 1B 3B	C SI 92 B SI 94 B SI 94 C SI 94 F SI 95 F FF 93 F SI 94 S FF 95 2-3 ③ K 1-2 2-3		C SI 93 S CU 81 B SI 94 B SI 94 S CU 80 2-3 ② K 1-2		S FC 94 F FC 93 1 SAFE X FC 93 0-2 29 SF8 37 1B 1-3 3-H 1B		B FF 94 C FF 92 S FF 92 F FF 93 F FF 92 F SL 82 X FF 93 1-2 ③ L9	5	2	2	1	0	2	4
29 Daniel Nava, S (1, 7) OBP: 0.435, SLG: 0.611		X FF 91 0-0 5 FC5-4 3-H 1B		B FF 90 C FF 90 B CU 78 F FF 90 F SI 92 B SI 91 C SI 92 3-3 ① K	B SI 93 D CU 79 I IN 47 I IN 46 4-0 IBB		B FC 93 C FC 92 X SL 81 1-1 ② SF8 1-2 3-H			2	0	1	2	1	1	0
5 Jonny Gomes, R (1, 10) OBP: 0.394, SLG: 0.208 37 Mike Carp, L (7, PH) OBP: 0.571, SLG: 1.143 (7, 10)		B FF 90 B CU 78 C FF 92 C FF 93 F SI 93 X SI 93 2-2 ① FC5-4 1-2f		C CU 79 C CU 79 B SI 93 F SI 93 S CU 81 1-3 ② K	B CU 79 F SI 93 F SI 94 X FF 94 1-2 ③ G3-1		C FC 94 F SL 82 X CH 87 0-2 2-H 1B			3 1	0 0	0 1	0 1	0 0	1 0	4 0
39 Jarrod Saltalamacchia, S (1, 2) OBP: 0.318, SLG: 0.538		S FF 93 S SI 94 F SI 94 X FF 94 0-2 ② P5		B CU 76 S CU 80 B CU 80 F SI 92 F SI 93 B CU 79 X FF 92 3-2 HR	B FF 94 F FF 94 X SL 82 1-1 ① G5-3		S FC 94 F FC 93 B FC 94 S SL 83 1-3 ③ K			4	1	1	1	0	1	2
7 Stephen Drew, L (1, 6) OBP: 0.222, SLG: 0.130		C SI 91 B CU 80 B FF 92 C FF 92 T FF 93 2-2 ③ K		C SI 91 B CU 77 X SI 92 1-1 ③ G6-3		S FF 93 C FF 95 B SL 83 B SL 82 S FF 95 2-3 ② K		C FC 93 X FC 91 0-1 ① L9		4	0	0	0	0	2	1
23 Pedro Ciriaco, R (1, 5) OBP: 0.333, SLG: 0.273			B SI 91 B FF 92 B SI 90 B SI 91 4-0 2 FC6-4 BB		B SI 89 X SI 89 1-0 ① F8		F FF 94 B FF 95 S FF 94 B SL 83 X FF 94 2-2 ③ F7	C FC 93 T SL 83 S FC 94 0-3 ② K		3	0	0	0	1	1	0
Inning Stats	R: 0 H: 0 E: 0 LOB: 0 K: 2 BB: 0 S: 12 P: 18	R: 1 H: 2 E: 0 LOB: 1 K: 1 BB: 0 S: 14 P: 19	R: 0 H: 0 E: 0 LOB: 2 K: 1 BB: 2 S: 11 P: 23	R: 1 H: 1 E: 0 LOB: 0 K: 2 BB: 0 S: 14 P: 22	R: 1 H: 3 E: 0 LOB: 3 K: 1 BB: 1 S: 15 P: 30	R: 0 H: 0 E: 0 LOB: 0 K: 1 BB: 0 S: 8 P: 13	R: 3 H: 3 E: 1 LOB: 1 K: 1 BB: 0 S: 15 P: 21	R: 0 H: 0 E: 0 LOB: 0 K: 1 BB: 0 S: 9 P: 10	R: 0 H: 0 E: 0 LOB: 0 K: 1 BB: 0 S: 13 P: 17	1B: 6 SF: 1 2B: 1 SAC: 0 3B: 1 DP: 0 HR: 1 HBP: 0						

	AB	36
	R	6
	H	9
	RBI	6
	BB	3
	SO	11
	LOB	16

	WP: 0	PA: 40
	PB: 0	
	SB: 3	
	CS: 0	

PITCHER		IP	WLS	BF	H	R	ER	SO	BB	IBB	HBP	BLK	WP	HR	S	P	ERA	WHIP
34 Zach McAllister, R ERA: 3.12	(1, 1)	5.0	L	24	6	3	3	7	2	1	0	0	0	1	66	112	5.40	1.600
50 Nick Hagadone, L ERA: 2.25	(6, 1)	1.0		4	1	1	1	1	0	0	0	0	0	0	10	17	9.00	1.000
27 Bryan Shaw, R ERA: 1.13	(7, 1)	2.0		9	2	2	0	2	0	0	0	0	0	0	22	27	0.00	1.000
54 Chris Perez, R ERA: 1.8	(9, 1)	1.0		3	0	0	0	1	0	0	0	0	0	0	13	17	0.00	0.000

PITCHER	IP	WLS	BF	H	R	ER	SO	BB	IBB	HBP	BLK	WP	HR	S	P	ERA	WHIP

Batter	1	2	3	4	5	6	7	8	9	AB	R	H	RBI	BB	SO	LOB
23 Michael Brantley, L (1, 7) OBP: 0.358, SLG: 0.283	C FF 91 B FC 90 F FF 93 S FC 92 1-3 K ①		B FF 92 T FF 92 F FC 90 B FF 94 F FF 91 B FC 89 F FF 90 C FF 93 3-3 K ②		B CU 75 F FF 92 B CU 75 F SI 89 C FC 89 2-3 K ③			B SL 84 B SL 84 C FF 96 C FF 95 X SL 86 2-2 13 FC5 41 2B 1-2 1B		4	1	1	0	0	3	0
13 Asdrúbal Cabrera, S (1, 6) OBP: 0.200, SLG: 0.255	F FF 94 B FF 92 C FF 93 B CU 78 X FC 91 2-2 F9 ②		B CU 77 C CU 74 B FC 92 C FF 93 S CU 77 2-3 K ③			F FF 90 B FF 90 X CU 73 1-1 41 G6-4-3 1B		C FF 96 B SL 85 S FF 96 B SL 87 X SL 85 2-2 FC5 ② 41 2B 1-2 2-3f		4	0	1	0	0	1	2
41 Carlos Santana, S (1, 2) OBP: 0.488, SLG: 0.703	B FF 93 C FF 94 B CU 78 F FF 93 B FF 94 F FC 90 X FF 95 3-2 1B			C CU 73 X FF 90 0-1 L7 ①		C CH 85 X FF 91 0-1 G6-4-3 ①② 1-2f		C SL 84 B FF 89 B FS 80 S FS 80 F FS 80 X FS 80 2-2 2B 1-3 2-H		4	0	2	1	0	0	1
33 Nick Swisher, S (1, 3) OBP: 0.407, SLG: 0.438	B FF 94 C FF 94 B CH 85 X FF 94 2-1 G4-3 ③			F FF 92 C CU 75 B FF 94 B CU 76 F FC 91 X CH 86 2-2 G3-1 ②		C CU 74 B FF 91 B CU 76 B FF 92 X FF 92 3-1 L8 ③		B FS 80 F SL 85 S FS 82 B FF 89 S FS 80 2-3 K ③		4	0	0	0	0	1	3
12 Mark Reynolds, R (1, 10) OBP: 0.321, SLG: 0.660		B CU 74 B FF 92 B FF 92 C FF 93 X FF 91 3-1 9 F9 4 G5-3 2B		B FF 93 S FF 93 B CH 87 B FF 94 T FF 94 B FF 94 4-2 BB			B FC 89 C CH 88 S CH 83 B CH 82 F FF 92 X CH 84 2-2 L7 ①		C FF 96 B FF 96 F FF 95 F FC 88 B FC 87 S FF 96 2-3 K ①	3	1	1	0	1	1	0
9 Ryan Raburn, R (1, 9) OBP: 0.321, SLG: 0.292		B FF 93 C CH 84 B FF 93 F FC 90 F FF 93 X FF 93 2-2 F9 ① 2-3		B CH 86 F FF 92 B FC 90 B CH 83 C FF 94 X FF 94 3-2 G6-3 ③			B FF 91 B FF 90 F FF 92 C SI 90 B FF 89 F FC 89 X FF 91 3-2 G6-3 ②		C FF 95 S FF 96 F FF 96 X CU 79 0-2 P2 ②	4	0	0	0	0	0	2
4 Mike Aviles, R (1, 5) OBP: 0.269, SLG: 0.417		F CU 76 X CH 86 0-1 G5-3 ② 3-H			B FF 90 C FF 91 C FF 90 B FF 91 F FC 89 F FC 89 X FC 90 2-2 46 G6-3 11 G4-3 2B		C SI 91 C CU 76 F FF 92 S FC 91 0-3 K ③		B FF 95 F FF 96 X FC 87 1-1 G6-3 ③	4	1	1	1	0	1	0
46 Cord Phelps, S (1, 4)		B FF 94 B FF 94 X FF 94 2-0 G6-3 ③			X FF 92 0-0 G6-3 ① 2-3			B FF 95 B FF 94 C FF 94 B FF 92 F FF 94 F FF 95 C SL 84 3-3 K ①		3	0	0	0	0	1	1
11 Drew Stubbs, R (1, 8) OBP: 0.292, SLG: 0.279			S FF 91 X FF 90 0-1 F9 ①		C FF 91 B FF 93 X CH 85 1-1 G4-3 ② 3-H			B FF 96 C SL 84 B FF 96 B FF 94 C FF 95 B FF 94 4-2 13 FC5 23 1B BB		2	0	0	1	1	0	0
Inning Stats	R: 0 H: 1 E: 0 LOB: 1 K: 1 BB: 0 S: 12 P: 20	R: 1 H: 1 E: 0 LOB: 0 K: 0 BB: 0 S: 9 P: 16	R: 0 H: 0 E: 0 LOB: 0 K: 2 BB: 0 S: 10 P: 15	R: 0 H: 0 E: 0 LOB: 1 K: 0 BB: 1 S: 11 P: 20	R: 1 H: 1 E: 0 LOB: 0 K: 1 BB: 0 S: 11 P: 16	R: 0 H: 1 E: 0 LOB: 0 K: 0 BB: 0 S: 6 P: 10	R: 0 H: 0 E: 0 LOB: 0 K: 1 BB: 0 S: 13 P: 18	R: 1 H: 2 E: 0 LOB: 2 K: 2 BB: 1 S: 19 P: 34	R: 0 H: 0 E: 0 LOB: 0 K: 1 BB: 0 S: 10 P: 13	1B: 3 SF: 0 2B: 3 SAC: 0 3B: 0 DP: 1 HR: 0 HBP: 0					WP: 0 PA: 34 PB: 0 SB: 0 CS: 0	

PITCHER		IP	WLS	BF	H	R	ER	SO	BB	IBB	HBP	BLK	WP	HR	S	P	ERA	WHIP
31 Jon Lester, L ERA: 1.73	(1, 1)	7.0	W	25	4	2	2	5	1	0	0	0	0	0	72	115	2.57	0.714
30 Andrew Miller, L ERA: 6.0	(8, 1)	0.2		4	1	1	1	1	1	0	0	0	0	0	12	23	13.50	3.000
19 Koji Uehara, R ERA:	(8, 1)	0.1	H	2	1	0	0	1	0	0	0	0	0	0	7	11	0.00	3.000
40 Andrew Bailey, R ERA: 1.23	(9, 1)	1.0	S	3	0	0	0	1	0	0	0	0	0	0	10	13	0.00	0.000

PITCHER	IP	WLS	BF	H	R	ER	SO	BB	IBB	HBP	BLK	WP	HR	S	P	ERA	WHIP

BOTTOM

Boston Red Sox @ Cleveland Indians

Progressive Field, Cleveland, OH

Thu Apr 18 2013, 7:07 PM - 10:18 PM EDT

Att. 12,936 - Partly Cloudy - 81 F

livebaseballscorecards.com

AB	32
R	3
H	6
RBI	3
BB	2
SO	8
LOB	9

Cleveland Indians @ Houston Astros

Minute Maid Park, Houston, TX

Fri Apr 19 2013, 7:11 PM - 10:08 PM CDT

Att. 17,264 - Clear - 66 F

TOP

livebaseballscorecards.com

Batter	1	2	3	4	5	6	7	8	9	AB	R	H	RBI	BB	SO	LOB
23 Michael Brantley, L (1, 7) OBP: 0.345, SLG: 0.260	C SI 91 C SI 92 X FF 92 0-2 ① G3		B SI 90 B FF 90 X SI 90 2-0 ① G4-3		B SI 90 B SI 91 B SI 91 C SL 87 B CH 84 4-1 13 G4-6-3 22 BB BB		C SI 89 F SI 89 B SL 82 X SI 88 1-2 ② F7		X SI 93 0-0 ② F8	4	0	0	0	1	0	1
22 Jason Kipnis, L (1, 4) OBP: 0.225, SLG: 0.250	B FF 92 S FF 92 B CH 83 X SI 92 2-1 ② G4-3		B SI 90 B SI 89 B SI 91 C SI 90 X CH 84 3-1 13 BB 1B		1 SAFE B SI 90 F SI 91 B SL 86 B SL 87 1 SAFE 1 SAFE B SI 91 4-1 13 G4-6-3 1-2 BB		B SI 88 B SL 81 C SL 81 C SI 89 X SL 81 2-2 13 S 1B		B SI 93 1 SAFE C CU 78 X FS 84 1-1 ③ G3	4	0	2	0	1	0	1
13 Asdrúbal Cabrera, S (1, 6) OBP: 0.219, SLG: 0.276	B CU 81 C FF 93 B FF 84 B CU 82 X SL 88 3-1 2B		C FF 90 D CU 81 B CH 81 B FF 90 D SI 91 4-1 33 G1-6-3 1-2 BB		D FF 91 X FF 90 1-0 ①② G4-6-3 1-2f 2-3		B SI 89 C SI 89 1 SAFE 1 SAFE D CH 83 C SI 89 F SL 83 F CH 84 F FF 90 3-3 ③ F SL 82 B FF 91 S CH 84 K 1-2			3	0	1	0	1	1	3
33 Nick Swisher, S (1, 9) OBP: 0.413, SLG: 0.451	B SI 90 B SI 91 B FF 89 S SI 91 B SI 92 4-1 BB		X FF 91 0-0 ②③ G1-6-3 1-2f		C CU 79 B FF 90 X CU 82 1-1 ③ G3-1			S FF 92 F FF 93 B CU 81 B CU 80 B FF 93 F FF 93 X FF 93 3-2 2B		3	0	1	0	1	0	3
25 Jason Giambi, L (1, 10) OBP: 0.083, SLG: 0.333	D SI 91 B SI 90 F SL 88 F SL 88 C FF 92 2-3 ③ K			B FF 90 B CH 83 B SI 91 C SI 91 X SI 91 3-1 ① F8		X SI 90 0-0 ① G3		C CU 78 X FF 93 0-1 ① P5		4	0	0	0	0	1	3
41 Carlos Santana, S (1, 2) OBP: 0.468, SLG: 0.650		B SI 91 X SI 91 1-0 ① F8		C CU 80 C CU 82 F SL 92 B F SL 85 B FF 92 F SL 88 S FF 84 2-3 ② K		C CU 80 B CH 83 F SL 91 B CH 83 X SI 91 3-1 ② F8		C CU 78 B SL 87 B CU 78 B FF 93 D FF 92 4-1 12 G1-4-3 BB		3	0	0	0	1	1	0
12 Mark Reynolds, R (1, 3) OBP: 0.351, SLG: 0.660		B SL 91 X SL 91 1-0 1B		C SL 87 B FF 84 B SL 86 B SL 91 B SI 93 4-1 8 HR BB		X FF 92 0-0 1B		B FF 94 B FF 93 X FF 94 2-0 ②③ G1-4-3 1-2f		3	1	2	0	1	0	2
8 Lonnie Chisenhall, L (1, 5) OBP: 0.222, SLG: 0.386		C SI 91 S SL 90 D CU 83 B SL 92 1 SAFE F FF 92 F FF 92 F CU 80 T SL 92 2-2 ② K		S CU 80 X FF 92 0-1 1-H HR		X SI 89 0-0 ③ G6-3			X SI 92 0-0 ① P5	4	1	1	2	0	1	2
11 Drew Stubbs, R (1, 8) OBP: 0.288, SLG: 0.277		1 SAFE C SI 90 C SI 91 C FF 91 0-3 ③ K		B SL 89 B FF 92 F SI 92 B SI 93 X SI 92 3-1 ③ G5-3			C SI 88 C SI 88 B SI 88 S SL 82 1-3 ① K		C CU 76 X SI 94 0-1 1B	4	0	1	0	0	2	1

Inning Stats										
	R: 0	H: 1	R: 0	H: 1	R: 0	H: 1	R: 2	H: 1	R: 0	H: 0
	E: 0	LOB: 2	E: 0	LOB: 1	E: 0	LOB: 1	E: 0	LOB: 0	E: 0	LOB: 1
	K: 1	BB: 1	K: 2	BB: 0	K: 0	BB: 1	K: 1	BB: 1	K: 0	BB: 2
	S: 11	P: 22	S: 11	P: 15	S: 5	P: 14	S: 13	P: 25	S: 5	P: 15

Inning Stats										
	R: 0	H: 1	R: 0	H: 1	R: 0	H: 1	R: 0	H: 1	R: 0	H: 1
	E: 0	LOB: 1	E: 0	LOB: 1	E: 0	LOB: 1	E: 0	LOB: 1	E: 0	LOB: 1
	K: 0	BB: 0	K: 2	BB: 0	K: 0	BB: 1	K: 0	BB: 0	K: 0	BB: 0
	S: 5	P: 8	S: 16	P: 23	S: 8	P: 17	S: 6	P: 7	1B: 5	SF: 0
									2B: 2	SAC: 0
									3B: 0	DP: 3
									HR: 1	HBP: 0

PITCHER		IP	WLS	BF	H	R	ER	SO	BB	IBB	HBP	BLK	WP	HR	S	P	ERA	WHIP	PITCHER	IP	WLS	BF	H	R	ER	SO	BB	IBB	HBP	BLK	WP	HR	S	P	ERA	WHIP
64 Lucas Harrell, R ERA: 4.98	(1, 1)	5.2	W	25	5	2	2	4	5	0	0	0	0	1	49	98	3.18	1.765																	
53 Wesley Wright, L ERA: 4.0	(6, 1)	1.1	H	5	1	0	0	2	0	0	0	0	0	0	17	24	0.00	0.750																	
62 Hector Ambriz, R ERA: 3.86	(8, 1)	1.0	H	4	1	0	0	0	1	0	0	0	0	0	8	17	0.00	2.000																	
41 Jose Veras, R ERA: 6.75	(9, 1)	1.0	S	4	1	0	0	0	0	0	0	0	0	0	6	7	0.00	1.000																	

AB	32
R	2
H	8
RBI	2
BB	6
SO	6
LOB	16

WP: 0	PA: 38		
PB: 0			
SB: 1			
CS: 0			

BOTTOM

Cleveland Indians @ Houston Astros

Minute Maid Park, Houston, TX

Fri Apr 19 2013, 7:11 PM - 10:08 PM CDT

Att. 17,264 - Clear - 66 F

livebaseballscorecards.com

Batter	1	2	3	4	5	6	7	8	9	AB	R	H	RBI	BB	SO	LOB
27 Jose Altuve, R (1, 4) OBP: 0.403, SLG: 0.448	C FC 86 F SL 80 X FC 86 0-2 ① G1-3	B SL 79 X SL 79 1-0 ③ G6-3			C CU 76 S CH 77 B CH 83 F CH 76 B CU 70 X CU 76 2-2 15 S 1B		C FF 94 S FF 94 F FF 94 B FF 94 C FF 95 1-3 ② K			4	0	1	0	0	1	1
44 Justin Maxwell, R (1, 8) OBP: 0.309, SLG: 0.413	S FC 86 B FC 87 B FC 86 F FF 86 B SL 80 S FC 88 3-3 ② K		S FC 86 C CH 86 F SL 80 B FC 87 B FC 87 S CU 74 2-3 ① K		1 SAFE X CH 83 0-0 ① P3		B FF 94 B FF 94 F FF 94 B FF 94 B FF 94 4-1 15 S BB			3	0	0	0	1	2	1
15 Jason Castro, L (1, 2) OBP: 0.220, SLG: 0.328	X FC 87 0-0 ③ P5		B FC 85 B FC 86 B FC 86 C FC 86 F FC 86 F FC 86 S CU 74 3-3 ② K2-3		C FC 85 2 SAFE S CH 77 S CH 77 0-3 ② K2-3 1-2		1 SAFE C SI 90 B CU 75 S CU 75 X CU 74 1-2 ③ L1 1-3			4	0	0	0	0	2	2
23 Chris Carter, R (1, 10) OBP: 0.313, SLG: 0.467		C FC 85 X SL 79 0-1 ① F8	B CU 77 B SL 83 C SL 80 B FC 86 B SL 83 4-1 BB		X CU 77 0-0 ③ P2			C SL 81 B SI 89 F SI 89 S SL 83 1-3 ① K		3	0	0	0	1	1	1
12 Carlos Pena, L (1, 3) OBP: 0.323, SLG: 0.418		B FC 85 B CH 80 T FF 87 F FC 87 B CU 72 B FC 87 4-2 14 HR BB	B FC 87 D CH 80 C FC 86 B CU 73 X FC 86 3-1 ③ F9			S FF 96 T FF 96 B FF 96 F FF 95 B KC 85 B KC 85 X FF 95 3-2 ① G5-3		B SL 82 S FF 90 B FF 91 C SL 83 X FF 91 2-2 ② G4-3		3	1	0	0	1	0	1
14 J.D. Martinez, R (1, 7) OBP: 0.271, SLG: 0.444 2 Brandon Barnes, R (4, PH) OBP: 0.458, SLG: 0.400 (5, 7)		B FC 87 X FC 87 1-0 1-H HR		C CU 76 B CH 84 C CU 70 X CU 72 1-2 28 G4-3 1B		X FF 95 0-0 1B		C SI 88 S SI 83 B SL 84 S SL 83 1-3 ③ K		1 3	1 0	1 2	2 0	0 0	0 1	0 0
28 Rick Ankiel, L (1, 9) OBP: 0.194, SLG: 0.613		F FC 86 B CH 82 B CH 80 F CH 85 B CU 71 X SL 80 3-2 HR		B CH 84 X CH 85 1-0 ① G4-3 1-2		1 SAFE 1 SAFE B FF 95 F FF 94 1 SAFE B FF 94 S FF 95 S FF 95 2-3 ② K				3	1	1	1	0	1	2
30 Matt Dominguez, R (1, 5) OBP: 0.276, SLG: 0.291		B FC 85 B FC 86 S FC 86 X FC 86 2-1 9 SH5-3 1B		X SL 79 0-0 ② F9		B FF 94 F FF 94 C FF 94 B FF 95 F FF 95 S FF 95 2-3 ③ K				3	0	1	0	0	1	2
9 Marwin Gonzalez, S (1, 6) OBP: 0.368, SLG: 0.529		B FC 86 X FC 86 1-0 ② SH5-3 1-2		X CH 80 0-0 ③ G4-3			X FF 93 0-0 ① F9			2	0	0	0	0	0	1

	AB	R	H	RBI	BB	SO	LOB
	29	3	6	3	3	9	11

Inning Stats	1	2	3	4	5	6	7	8	9	1B	SF	WP	PA
R	0	3	0	0	0	0	0	0		4	0	0	33
E	0	0	0	0	0	0	0	0		2B 0	SAC 1	PB 0	
K	1	0	2	0	1	2	1	2		3B 0	DP 0	SB 3	
S	7	12	11	6	9	12	9	9		HR 2	HBP 0	CS 0	
H	0	3	0	0	1	1	0	0					
LOB	0	1	1	1	1	1	1	0					
BB	0	1	1	0	0	0	1	0					
P	10	24	23	8	11	19	15	13					

PITCHER		IP	WLS	BF	H	R	ER	SO	BB	IBB	HBP	BLK	WP	HR	S	P	ERA	WHIP
39 Brett Myers, R ERA: 8.02	(1, 1)	5.0	L	22	5	3	3	4	2	0	0	0	0	2	45	76	5.40	1.400
37 Cody Allen, R ERA: 3.12	(6, 1)	1.2		7	1	0	0	3	1	0	0	0	0	0	18	30	0.00	1.200
53 Rich Hill, L ERA: 4.5	(7, 1)	0.1		1	0	0	0	0	0	0	0	0	0	0	3	4	0.00	0.000
38 Joe Smith, R ERA:	(8, 1)	1.0		3	0	0	0	2	0	0	0	0	0	0	9	13	0.00	0.000

PITCHER	IP	WLS	BF	H	R	ER	SO	BB	IBB	HBP	BLK	WP	HR	S	P	ERA	WHIP

Cleveland Indians @ Houston Astros

Minute Maid Park, Houston, TX

Sat Apr 20 2013, 6:11 PM - 9:55 PM CDT

Att. 19,881 - Clear - 68 F

livebaseballscorecards.com

Batter	1	2	3	4	5	6	7	8	9	AB	R	H	RBI	BB	SO	LOB
23 Michael Brantley, L (1, 7) (6, 8) OBP: 0.354, SLG: 0.286	F8 1-1 C FF 91 B FF 91 X FF 91 B CU 77 X FF 89 1-0 22 G3 1-H 2-H 2B	B SI 91 C SL 80 B SL 80 S SI 91 B SI 90 B SI 90 4-2 22 E 4 1B 1-2 2-3 3-H BB	X FF 90 0-0 1-2 1B	C FC 84 D CU 75 X FC 83 1-1 G6-3		T SL 86 X FF 95 0-1 G6-4-3 1-2f 2-3		B CH 84 F FF 92 F FF 94 B CH 87 X CH 84 2-2 F8		6	1	2	3	1	0	5
22 Jason Kipnis, L (1, 4) OBP: 0.234, SLG: 0.238	13 1B 33 2B 1B C SI 91 B SL 82 X SI 90 1-1 G3 2-3	C SI 91 B SL 82 X SI 90 1-1 FC1-2 4 1B 33 2B 1-3 2-H 3-Hf	D SL 80 C SL 78 D SL 80 C SI 88 B SL 80 S SL 79 3-3 K		C FF 92 B SL 84 X FF 94 1-1 L8	B FF 96 B SL 87 B SL 88 C FF 93 B FF 95 4-1 4 FC6-4 BB			C FF 91 S FF 93 S FF 95 0-3 K	6	2	1	0	1	2	5
13 Asdrúbal Cabrera, S (1, 6) OBP: 0.227, SLG: 0.283 4 Mike Aviles, R (1, 6) OBP: 0.323, SLG: 0.429	33 2B 25 2B 1-3 1B G4-3	C SI 89 S FC 88 B SI 91 X CH 79 1-2 33 2B 1-2 3-H 1B		C FF 89 B FF 91 C FF 90 F FC 88 B CU 78 F FF 90 F CH 79 B CH 80 B CH 81 4-2 33 2B 25 HR BB	C SL 81 B SL 84 X FF 95 1-1 25 BB 41 2B 1B	S FF 95 X FF 95 0-1 FC6-4 1-2f			B CU 73 B FF 93 F FF 93 B FF 93 F FF 92 X FF 94 3-2 F8	2 4	1 2	1 2	0 1	0 1	0 0	1 2
33 Nick Swisher, S (1, 9) OBP: 0.429, SLG: 0.517	C FF 91 C CU 80 B SL 81 F SL 84 F FF 92 X FF 91 1-2 25 2B 1-3 3-H 2B B FF 90 C FF 89 X CH 77 1-1 41 E 25 BB 12 1B 1B C SI 90 B SI 90 F FF 90 X SI 90 1-2 1-3 2-H 2B			C FF 90 B FF 91 C FC 84 D CU 77 X FF 91 2-2 25 HR 1-3 2B	C FF 96 S SL 88 B SL 82 F FF 95 S SL 89 1-3 K		B FF 94 B FF 94 X FF 94 2-0 G3	C FF 94 X CH 85 0-1 F9	7	3	4	2	0	1	1
25 Jason Giambi, L (1, 10) OBP: 0.278, SLG: 0.625	B FF 91 B FF 91 B FF 90 X FF 90 3-0 12 HR 2-H 3-H 2B	B FF 90 B SI 90 S SL 90 F FF 90 B FF 90 4-1 12 1B 41 E 11 1B 1-2 BB S SL 90 S SL 81 B SL 81 X SL 90 1-2 P6		C FF 91 X FF 91 0-1 2-H 3-H HR	B SL 86 C FF 94 B FF 95 F FF 96 B SL 88 B FF 95 4-2 41 2B 1-2 BB		B FF 94 B FF 94 C FF 95 B FF 93 F FF 93 F FF 95 X FF 93 3-2 G6-3		4	3	2	5	2	0	2
41 Carlos Santana, S (1, 2) (6, 3) OBP: 0.472, SLG: 0.711	B CU 76 B CU 79 B SL 83 C SL 84 B CU 78 4-1 12 HR BB	C SI 91 B FF 90 B FF 89 F CH 78 F SI 91 F SI 90 X CH 78 2-2 FC5 11 1B 12 1B 23 BB 1-2 2-3	X FF 88 0-0 HR	B CH 83 C SI 89 X FF 89 1-1 G5-3	B SL 81 X FF 95 1-0 1-3 2-H 2B		C FF 94 C CH 85 B CU 78 F FF 95 F CH 88 B FF 96 F FF 95 F FF 96 X FF 94 2-2 F7		5	3	2	2	1	0	2
12 Mark Reynolds, R (1, 3) OBP: 0.371, SLG: 0.704 10 Yan Gomes, R (6, 2) OBP: 0.133, SLG: 0.333	T FF 90 X SL 83 0-1 1-H 2-H HR	B CH 77 X CH 77 1-0 23 BB 11 1B 22 FC1-2 1-2 2-3 3-H 1B	C SI 88 B CH 78 B SI 86 S CH 78 B SL 81 F CH 78 F SI 88 S SI 88 3-3 K	B FF 92 B FF 90 B FF 89 C FF 90 B FF 91 4-1 11 E 11 1B BB	B SL 81 F FF 95 C SL 82 X SL 84 1-2 G5-3			C FF 92 B FF 94 F FF 93 X CU 75 1-2 9 FC5-4 1B	4 1	1 0	2 1	4 0	1 0	1 0	2 0
8 Lonnie Chisenhall, L (1, 5) OBP: 0.255, SLG: 0.408	C FF 90 X FF 89 0-1 23 2B 2B	C SL 80 B FF 91 B SL 81 F SL 80 S SL 82 2-3 K	C SL 79 H SI 88 1-1 23 1B HBP	B FF 90 C FC 85 C CU 74 F CU 75 F FC 83 F FF 88 F CU 76 F FC 83 X FF 90 1-2 F8		C FF 94 X FF 94 0-1 23 G6-4-3 11 BB 1B		C FF 92 C FF 91 B FF 94 X CH 84 1-2 F8	5	1	2	0	0	1	5
11 Drew Stubbs, R (1, 8) OBP: 0.333, SLG: 0.314 9 Ryan Raburn, R (6, 7) OBP: 0.310, SLG: 0.280	X FF 90 0-0 23 2B 1B	C FF 89 X SI 90 0-1 23 BB 22 E 1-2 2-3 3-H 1B	B SI 89 S SI 88 X FF 88 1-1 L9	B FF 90 F FF 89 X FF 90 1-1 E6 1-3 1B		B SL 82 B FF 94 C FF 94 F FF 96 B FF 94 F FF 96 B FF 95 4-2 23 G6-4-3 1-2 BB		X FF 93 0-0 FC5-4 1-2f	4 1	2 0	3 0	1 0	1 0	0 1	1 1

Inning Stats																								
	R: 8 E: 0 K: 0 S: 22	H: 8 LOB: 1 BB: 1 P: 38	R: 6 E: 2 K: 1 S: 27	H: 5 LOB: 2 BB: 2 P: 45	R: 1 E: 0 K: 2 S: 13	H: 2 LOB: 2 BB: 0 P: 21	R: 3 E: 1 K: 0 S: 25	H: 3 LOB: 2 BB: 2 P: 39	R: 1 E: 0 K: 1 S: 14	H: 2 LOB: 2 BB: 1 P: 23	R: 0 E: 0 K: 0 S: 10	H: 1 LOB: 2 BB: 2 P: 18	R: 0 E: 0 K: 0 S: 12	H: 0 LOB: 0 BB: 0 P: 19	R: 0 E: 0 K: 0 S: 10	H: 1 LOB: 1 BB: 0 P: 14	R: 0 E: 0 K: 1 S: 8	H: 0 LOB: 0 BB: 0 P: 11	1B: 12 2B: 7 3B: 0 HR: 3	SF: 0 SAC: 0 DP: 1 HBP: 1	WP: 0 PB: 0 SB: 0 CS: 0	PA: 58		

PITCHER		IP	WLS	BF	H	R	ER	SO	BB	IBB	HBP	BLK	WP	HR	S	P	ERA	WHIP
59 Philip Humber, R ERA: 6.63	(1, 1)	0.1	L	10	8	8	8	0	1	0	0	0	0	1	18	30	216.00	27.000
60 Dallas Keuchel, L ERA: 3.38	(1, 1)	2.2		19	7	7	3	3	2	0	1	0	0	1	44	74	10.12	3.375
54 Travis Blackley, L ERA: 27.0	(4, 1)	1.0		8	3	3	3	0	2	0	0	0	0	1	25	39	27.00	5.000
55 Rhiner Cruz, R ERA: 5.23	(5, 1)	1.2		10	3	1	1	1	3	0	0	0	0	0	22	39	5.40	3.600
56 Paul Clemens, R ERA: 3.55	(6, 1)	3.1		11	1	0	0	1	0	0	0	0	0	0	32	46	0.00	0.300

PITCHER	IP	WLS	BF	H	R	ER	SO	BB	IBB	HBP	BLK	WP	HR	S	P	ERA	WHIP

TOP	
AB	49
R	19
H	22
RBI	18
BB	8
SO	5
LOB	27

Batter	1	2	3	4	5	6	7	8	9	AB	R	H	RBI	BB	SO	LOB
27 Jose Altuve, R (1, 4) OBP: 0.427, SLG: 0.486 9 Marwin Gonzalez, S (5, 4) OBP: 0.375, SLG: 0.528	C SL 89 F SL 90 X SL 79 0-2 2B	B CH 81 X SI 91 1-0 44 2-4 1B		B SL 88 B SL 89 C SL 89 F SL 88 F SL 89 X SL 80 2-2 44 2B 1B		C SI 93 X SI 94 0-1 4 1B 1B		B CH 84 B SI 92 C SI 92 X SL 88 2-1 ② G4-3		3 2	0 0	3 1	0 0	0 0	0 0	0 0
44 Justin Maxwell, R (1, 8) OBP: 0.301, SLG: 0.412	B SI 92 F SI 91 B SI 91 X SI 91 2-1 ① F9	B SI 92 F SI 92 D SL 82 D CH 82 3-1 ③ 2-4 1-2	B CH 79 X SL 88 1-0 ① P6	B SI 90 B SL 89 X SI 90 2-0 1-3 2B		C SI 93 C SL 89 X SL 93 0-2 ② P4		C CU 85 S SL 87 B SI 92 C SI 93 1-3 ③		5	0	1	0	0	1	2
4 Brandon Laird, R (1, 3) OBP: 0.400, SLG: 1.000	B SI 92 B SI 91 F SI 91 S CH 81 S SL 83 2-3 ② K		B SL 89 B CH 81 X SL 89 2-0 HR	B FC 92 F FC 92 F SL 79 S FC 93 1-3 ② K		B SI 93 X SL 90 1-0 1-2 1B			C SI 91 X SI 92 0-1 ① G1-3	5	1	2	1	0	2	3
23 Chris Carter, R (1, 7) OBP: 0.306, SLG: 0.438	C SL 82 B SI 92 B SI 91 X CH 80 2-1 ③ G5-3		B SL 90 F CH 80 B SL 81 B CH 81 F SI 91 F SL 80 B SL 81 4-2 22 WP 12 BB 13 1B BB	B FC 92 B SL 79 B FC 92 C FC 93 X FC 92 3-1 ③ F8		C SI 94 C FF 93 B SL 91 S CU 82 1-3 ③ K			B SL 86 B SI 93 C SI 94 C FF 92 S SI 93 2-3 ② K	4	1	0	0	1	2	5
12 Carlos Pena, L (1, 10) OBP: 0.328, SLG: 0.424		C SL 90 C SL 80 X SI 93 0-2 22 WP 13 G6-3 2B	B SL 82 B SI 92 B SL 81 C SI 91 B SI 91 4-1 22 WP 1-2 13 1B BB		X FC 91 0-0 ① G6-3		B FF 91 B SL 91 X SI 92 2-0 ① G3-1		B SI 93 S CH 84 S SI 93 S SL 91 1-3 ③ K	4	2	1	0	1	1	0
22 Carlos Corporán, S (1, 2) OBP: 0.313, SLG: 0.267		C CH 79 B SI 92 C SI 91 B SL 82 S SL 82 2-3 ① K 2-3	B CH 82 S SI 92 F SI 91 B SL 83 S SL 83 2-3 ② K 1-2 2-3		B FC 91 C FC 91 B SL 79 B FC 91 X FC 91 3-1 1B		F SI 92 C CH 84 F SL 89 H CU 83 1-2 13 FC5-4 HBP			3	0	1	0	0	2	3
13 Ronny Cedeno, R (1, 6) OBP: 0.269, SLG: 0.308		B SI 92 F CH 81 B SI 92 S SI 91 F SL 80 F SL 81 X SI 92 2-2 ② G6-3 3-H	C CH 82 S SL 81 D SL 81 X SL 82 1-2 2-H 3-H 1B		C FC 92 F FC 92 F FC 92 C FC 92 0-3 ② K		X SI 92 0-0 ② FC5-4 1-2f			4	0	1	3	0	1	2
30 Matt Dominguez, R (1, 5) OBP: 0.274, SLG: 0.276		B SI 92 B SI 91 B SI 91 B SI 91 4-0 2 HR BB	B CH 83 D CH 83 F SI 92 F SI 91 S SL 82 2-3 ③ K		B FC 92 B FC 92 F FC 92 S SL 81 X FC 92 2-2 ③ P4		B SL 88 B SL 91 B SI 92 C FF 92 X FF 92 3-1 ③ G4-3			3	1	0	0	1	1	3
2 Brandon Barnes, R (1, 9) OBP: 0.429, SLG: 0.500		F SI 91 C CH 80 B SL 82 D SL 82 X SI 93 2-2 1-H HR		C SL 86 F SL 88 X CU 78 0-2 ① P4		C SI 93 F SI 92 X SI 94 0-2 ① G4-3		C SI 92 S SL 89 B CU 80 X SL 88 1-2 ① P3		4	1	1	2	0	0	0
Inning Stats	R: 0 E: 0 K: 1 S: 10 H: 1 LOB: 1 BB: 0 P: 16	R: 3 E: 0 K: 1 S: 16 H: 3 LOB: 1 BB: 1 P: 30	R: 3 E: 0 K: 2 S: 15 H: 2 LOB: 1 BB: 2 P: 31	R: 0 E: 0 K: 1 S: 13 H: 2 LOB: 2 BB: 0 P: 21	R: 0 E: 0 K: 1 S: 10 H: 1 LOB: 1 BB: 0 P: 15	R: 0 E: 0 K: 1 S: 12 H: 2 LOB: 2 BB: 0 P: 14	R: 0 E: 0 K: 0 S: 7 H: 0 LOB: 1 BB: 0 P: 13	R: 0 E: 0 K: 1 S: 8 H: 0 LOB: 0 BB: 0 P: 12	R: 0 E: 0 K: 2 S: 8 H: 0 LOB: 0 BB: 0 P: 11	1B: 6 2B: 3 3B: 0 HR: 2 SF: 0 SAC: 0 DP: 0 HBP: 1						

PITCHER		IP	WLS	BF	H	R	ER	SO	BB	IBB	HBP	BLK	WP	HR	S	P	ERA	WHIP
26 Scott Kazmir, L ERA: 16.2	(1, 1)	3.1		21	8	6	6	4	3	0	0	0	2	2	49	89	16.20	3.300
27 Bryan Shaw, R ERA: 0.93	(4, 1)	1.2		6	1	0	0	2	0	0	0	0	0	0	15	24	0.00	0.600
28 Corey Kluber, R ERA: 1.8	(6, 1)	4.0	W	15	2	0	0	4	0	0	1	0	0	0	35	50	0.00	0.500

PITCHER	IP	WLS	BF	H	R	ER	SO	BB	IBB	HBP	BLK	WP	HR	S	P	ERA	WHIP

BOTTOM

Cleveland Indians @ Houston Astros

Minute Maid Park, Houston, TX

Sat Apr 20 2013, 6:11 PM - 9:55 PM CDT

Att. 19,881 - Clear - 68 F

livebaseballscorecards.com

AB	37
R	6
H	11
RBI	6
BB	3
SO	10
LOB	18

WP: 2	PA: 41		
PB: 0			
SB: 0			
CS: 0			

Cleveland Indians @ Houston Astros

Minute Maid Park, Houston, TX

Sun Apr 21 2013, 1:13 PM - 4:32 PM CDT

Att. 22,014 - Cloudy - 73 F

TOP

livebaseballscorecards.com

Batter	1	2	3	4	5	6	7	8	9	AB	R	H	RBI	BB	SO	LOB
23 Michael Brantley, L (1, 7) OBP: 0.343, SLG: 0.279	C FF 87 B SI 89 S FF 89 C SI 91 1-3 ① K	C SI 90 B FF 89 B SI 91 C SI 90 X CU 76 2-2 ③ G4-3		C SI 91 C SI 92 S SI 93 0-3 ② K		B KC 81 F FF 91 B SI 91 X FF 90 2-1 ② F8			X FF 89 0-0 33 WP 22 SH1-4 1B	5	0	1	0	0	2	2
22 Jason Kipnis, L (1, 4) OBP: 0.235, SLG: 0.239	B SI 88 X FF 88 1-0 33 1B 1B		C SI 88 F CU 76 F FF 89 C SI 92 0-3 ① K	X SI 92 0-0 ③ G3		C KC 78 F SI 91 B KC 81 B SI 91 X FF 91 2-2 ③ G6-3			1 SAFE B SI 88 F KC 80 1 SAFE B SI 87 X SL 81 2-1 ① SH1-4 1-2	4	0	1	0	0	1	1
41 Carlos Santana, S (1, 3) OBP: 0.466, SLG: 0.760	B SI 89 C SI 90 X CH 78 1-1 ② F9		B CU 79 X SI 93 1-0 9 1B 2B		B FF 90 C FF 91 B CH 81 X FF 91 2-1 HR		B FF 92 C FF 93 B CU 79 C CU 78 S CU 80 2-3 ① K		C CH 82 B SL 83 C SI 90 B CH 85 S SI 90 2-3 ② K	5	2	2	1	0	2	2
33 Nick Swisher, S (1, 10) OBP: 0.413, SLG: 0.492	C SI 90 S FS 79 X SI 91 0-2 1-3 1B		C CH 77 B SI 92 B FF 89 F SI 91 S SI 90 2-3 ② K		B FF 91 B FF 91 X FF 91 2-0 ① F7		F FF 93 B CU 78 S SL 86 B SL 87 B FF 95 F SL 86 X FF 94 3-2 ② F8		C CH 85 F SL 82 B SL 85 X FF 90 1-2 ③ F9 2-3	5	0	1	0	0	1	2
12 Mark Reynolds, R (1, 5) OBP: 0.379, SLG: 0.737	C SI 92 F FF 90 B SI 91 S FF 91 1-3 ③ K		T SI 92 S FS 79 B CH 78 B SI 92 B SI 92 F SI 93 B CH 77 4-2 9 1B BB		B FF 92 C CH 82 B CH 82 B FF 91 F FF 91 F FF 92 F FF 91 X FF 91 3-2 ② G6-3		B FF 95 B FF 93 B SL 86 C FF 94 S SL 86 X SI 94 3-2 HR			3	1	1	1	1	1	2
9 Ryan Raburn, R (1, 9) OBP: 0.333, SLG: 0.345		C SI 89 B CH 77 S CH 77 B SI 92 S CU 76 2-3 ① K	C CU 76 S SI 92 D CU 76 D CU 77 X SI 92 2-2 1-2 2-H 1B		C SI 91 F FF 92 B KC 80 X FF 90 1-2 2B		B FF 94 B FF 93 S FF 92 X SL 85 2-1 ③ F8			4	0	2	1	0	1	0
4 Mike Aviles, R (1, 6) OBP: 0.286, SLG: 0.375		C SI 91 F CU 76 X CU 76 0-2 ② G5-3	F CH 77 C FF 94 S CU 80 0-3 ③ K		B CH 82 X SI 90 1-0 ③ L8			C FF 91 X FF 92 0-1 ① G5-3		4	0	0	0	0	1	3
10 Yan Gomes, R (1, 2) OBP: 0.211, SLG: 0.632		F SI 90 B CH 78 X FF 90 1-1 HR		B SI 90 C CH 78 B SI 91 X FS 79 2-1 3B		B KC 78 C SI 90 F CH 82 F FF 92 B KC 80 X SI 91 2-2 ① F9		B SL 84 X FF 92 1-0 ② G5-3		4	1	2	1	0	0	0
11 Drew Stubbs, R (1, 8) OBP: 0.344, SLG: 0.370		B SI 90 C SI 90 B CU 77 F SI 92 B CU 78 B SI 91 4-2 BB		S SI 92 S FF 93 S FF 92 0-3 ① K		B KC 79 X FF 91 1-0 HR		C FF 92 B FF 93 B FF 93 F SL 86 X FF 93 2-2 ③ G6-3		3	1	1	1	1	1	1
Inning Stats	R: 0 E: 0 K: 2 S: 12 H: 2 LOB: 2 BB: 0 P: 16	R: 1 E: 0 K: 1 S: 13 H: 1 LOB: 1 BB: 1 P: 22	R: 1 E: 0 K: 3 S: 17 H: 2 LOB: 2 BB: 1 P: 26	R: 0 E: 0 K: 2 S: 9 H: 1 LOB: 1 BB: 0 P: 11	R: 1 E: 0 K: 0 S: 12 H: 2 LOB: 1 BB: 0 P: 21	R: 1 E: 0 K: 0 S: 10 H: 1 LOB: 0 BB: 0 P: 17	R: 1 E: 0 K: 1 S: 12 H: 1 LOB: 0 BB: 0 P: 22	R: 0 E: 0 K: 0 S: 6 H: 0 LOB: 0 BB: 0 P: 9	R: 0 E: 0 K: 1 S: 9 H: 1 LOB: 1 BB: 0 P: 14	1B: 4 2B: 2 3B: 1 HR: 4 SF: 0 SAC: 1 DP: 0 HBP: 0						

AB	37
R	5
H	11
RBI	5
BB	2
SO	10
LOB	13

WP: 1 PB: 0 SB: 0 CS: 0 PA: 40

PITCHER		IP	WLS	BF	H	R	ER	SO	BB	IBB	HBP	BLK	WP	HR	S	P	ERA	WHIP
45 Erik Bedard, L ERA: 6.17	(1, 1)	4.0		20	6	2	2	8	2	0	0	0	0	1	51	75	4.50	2.000
65 Brett Oberholtzer, L ERA: 9.0	(5, 1)	2.0		9	3	2	2	0	0	0	0	0	0	2	22	38	9.00	1.500
62 Hector Ambriz, R ERA: 3.97	(7, 1)	2.0	L	7	1	1	1	1	0	0	0	0	0	1	18	31	4.50	0.500
53 Wesley Wright, L ERA: 3.6	(9, 1)	1.0		4	1	0	0	1	0	0	0	0	1	0	9	14	0.00	1.000

PITCHER		IP	WLS	BF	H	R	ER	SO	BB	IBB	HBP	BLK	WP	HR	S	P	ERA	WHIP

Cleveland Indians @ Houston Astros

Minute Maid Park, Houston, TX

Sun Apr 21 2013, 1:13 PM - 4:32 PM CDT

Att. 22,014 - Cloudy - 73 F

livebaseballscorecards.com

BOTTOM

Batter	1	2	3	4	5	6	7	8	9	AB	R	H	RBI	BB	SO	LOB
27 Jose Altuve, R (1, 4) OBP: 0.438, SLG: 0.507	B FF 88 C FC 89 B FF 92 B FF 92 B FF 91 4-1 21 HR BB		B CU 74 X FF 91 1-0 ② G4-3			B FF 90 X FF 90 1-0 1-H 23 SF9 3B	C SL 82 X SI 90 0-1 ② G1-3 1-2 2-3		I IN 84 I IN 86 I IN 83 I IN 85 4-0 IBB	3	2	1	1	2	0	2
21 Fernando Martinez, L (1, 7) OBP: 0.500, SLG: 2.000 23 Chris Carter, R (6, PH) OBP: 0.293, SLG: 0.424 (7, 7)	X FF 92 0-0 1-H HR		C FS 82 X CU 78 0-1 ③ L3			B SI 93 S SI 93 B F SI 93 X FF 93 2-2 ① SF9 3-H	B FF 91 B SL 83 C SI 90 B SI 91 F SI 89 C FF 91 3-3 ③ K		B SL 82 B FF 92 F FF 93 F FF 93 F SL 78 S SL 82 2-3 ② K	2	1	1	2	0	0	0
										2	0	0	1	0	2	5
15 Jason Castro, L (1, 2) OBP: 0.234, SLG: 0.333	C FC 92 B FS 82 X FF 92 1-1 4 F8-4-3 1B			C FF 92 B SL 84 B FS 84 B FF 92 X SI 90 3-1 ① G4-3		C FF 93 X SI 94 0-1 ② G3		X FF 92 0-0 12 G3 1B	F FF 93 B SL 82 B SL 81 S FF 92 X FF 93 2-2 ③ G5-3	5	0	2	0	0	0	3
4 Brandon Laird, R (1, 3) OBP: 0.333, SLG: 0.625	C FF 92 ① F SL 82 ② X FC 92 0-2 F8-4-3 1-1			F FF 92 X FS 81 0-1 ② G6-3		B FF 94 F FF 94 B SL 80 S FF 94 B FF 95 B FF 93 4-2 12 BB BB		C FF 92 F FF 92 X FF 92 0-2 ① F8		3	0	0	0	1	0	2
12 Carlos Pena, L (1, 10) OBP: 0.324, SLG: 0.403	B FS 82 S FF 91 B FS 82 X FS 83 2-1 ③ G4-3			B FF 92 C SL 82 S FS 83 C CU 76 1-3 ③ K		B FF 92 F FF 93 F SI 94 1 SAFE D SL 83 B FF 92 F FF 92 B FF 92 4-2 1-2 BB		X FF 93 0-0 ② G3 1-2		3	0	0	0	1	1	1
44 Justin Maxwell, R (1, 8) OBP: 0.286, SLG: 0.389		B FC 92 S FF 93 B SL 82 F FF 93 C FC 93 2-3 ① K			X FF 92 0-0 ① G5-3	F FF 95 B KC 83 B FF 95 S FF 96 F FF 96 X FF 95 2-2 ③ F9		B FF 92 C FF 92 F FF 93 B FF 93 X FF 93 2-2 ③ F9		4	0	0	0	0	1	3
28 Rick Ankiel, L (1, 9) OBP: 0.229, SLG: 0.629		F FS 84 S FF 93 B FF 92 F FS 81 F FF 94 S FC 93 1-3 ② K			C FF 91 F SI 92 S FC 93 0-3 ② K		S FF 91 B FF 92 B FF 91 X SI 89 2-1 27 G1-3 30 1B 1B		X FF 93 0-0 9 SH5-4 2B	4	0	2	0	0	2	0
30 Matt Dominguez, R (1, 5) OBP: 0.288, SLG: 0.279 2 Brandon Barnes, R (9, PR) OBP: 0.429, SLG: 0.500		B FC 92 F FF 93 X FF 93 1-1 ③ G5-3			B FF 91 C SL 80 C SI 94 B CU 78 X FF 93 2-2 ③ F7		B FF 90 X SI 90 1-0 27 G1-3 1-2 1B		B SL 80 F FF 93 B SL 83 F FF 93 B SL 82 H FF 93 4-2 9 SH5-4 HBP	3	0	1	0	0	0	0
										0	0	0	0	0	0	0
9 Marwin Gonzalez, S (1, 6) OBP: 0.372, SLG: 0.513			C FS 81 F FF 92 F FS 81 X FF 94 0-2 ① P4			S FS 81 F FC 92 B FF 93 B SL 81 X FF 92 2-2 27 3B 1B	B FF 90 C FF 90 L SI 90 B SL 82 L FF 89 2-3 ① K		X FF 92 0-0 ① SH5-4 1-2 2-3	3	1	1	0	0	1	2
Inning Stats	R: 2 E: 0 K: 0 S: 9 H: 2 LOB: 0 BB: 1 P: 16	R: 0 E: 0 K: 2 S: 10 H: 0 LOB: 0 BB: 0 P: 14	R: 0 E: 0 K: 0 S: 7 H: 0 LOB: 0 BB: 0 P: 8	R: 0 E: 0 K: 1 S: 7 H: 0 LOB: 0 BB: 0 P: 11	R: 0 E: 0 K: 1 S: 7 H: 0 LOB: 0 BB: 0 P: 9	R: 2 E: 0 K: 0 S: 18 H: 2 LOB: 2 BB: 2 P: 33	R: 0 E: 0 K: 2 S: 11 H: 2 LOB: 2 BB: 0 P: 19	R: 0 E: 0 K: 0 S: 8 H: 1 LOB: 1 BB: 0 P: 10	R: 0 E: 0 K: 1 S: 11 H: 1 LOB: 3 BB: 1 P: 23	1B: 5 2B: 2 3B: 1 HR: 1	SF: 1 SAC: 1 DP: 1 HBP: 1					

	AB	32
	R	4
	H	8
	RBI	4
	BB	4
	SO	7
	LOB	18

WP: 0 PA: 39
PB: 0
SB: 0
CS: 0

PITCHER		IP	WLS	BF	H	R	ER	SO	BB	IBB	HBP	BLK	WP	HR	S	P	ERA	WHIP
30 Ubaldo Jiménez, R ERA: 10.06	(1, 1)	5.0		19	4	4	4	4	1	0	0	0	0	1	44	65	7.20	1.000
50 Nick Hagadone, L ERA: 1.93	(6, 1)	0.2	B	4	0	0	0	0	2	0	0	0	0	0	10	20	0.00	3.000
37 Cody Allen, R ERA: 3.0	(6, 1)	0.1	W	1	0	0	0	0	0	0	0	0	0	0	4	6	0.00	0.000
38 Joe Smith, R ERA:	(7, 1)	1.0	H	5	2	0	0	2	0	0	0	0	0	0	11	19	0.00	2.000
52 Vinnie Pestano, R ERA: 1.5	(8, 1)	1.0	H	4	1	0	0	0	0	0	0	0	0	0	8	10	0.00	1.000

PITCHER		IP	WLS	BF	H	R	ER	SO	BB	IBB	HBP	BLK	WP	HR	S	P	ERA	WHIP
54 Chris Perez, R ERA: 1.5	(9, 1)	1.0	S	6	1	0	0	1	0	1	1	0	0	0	11	23	0.00	1.000

Batter	1	2	3	4	5	6	7	8	9	AB	R	H	RBI	BB	SO	LOB
23 Michael Brantley, L (1, 7) OBP: 0.351, SLG: 0.281	B SI 88 X SI 89 1-0 ① G4-3		C SL 81 B SI 87 B SI 88 B CH 81 F SI 88 X SL 82 3-2 ① F8		C CU 75 F SL 82 B FF 88 X FF 88 1-2 22 CS 1B			D FF 93 B FF 94 F FF 94 B FF 94 C FC 86 B SI 94 4-2 22 E 13 1B 1-2 BB		3	1	1	0	1	0	0
22 Jason Kipnis, L (1, 4) OBP: 0.236, SLG: 0.224	C SI 88 B SL 83 X CU 74 1-1 ② F8		B CU 74 F FF 88 B CH 84 B SL 82 F SI 88 B SI 87 4-2 33 S BB		F SL 80 B FF 86 1-1 ③ CS 1-2	B SL 79 C SL 79 F FF 87 B FF 89 X SL 79 2-2 ① F9		C FF 95 B FC 85 B FC 85 F FF 94 2 SAFE S FF 95 2-3 ② K 1-2 2-3		3	0	0	0	1	1	2
13 Asdrúbal Cabrera, S (1, 6) OBP: 0.229, SLG: 0.281	C SI 88 L CU 75 X SL 80 0-2 ③ G3		C SI 87 1 SAFE B FF 87 B CU 73 1 SAFE X SI 85 2-1 ② F7			B SL 81 S CH 82 F FF 88 F FF 88 B SL 83 B CH 81 F SI 86 F CH 81 F SI 87 3-3 ② K		X FF 94 0-0 33 S 2-H 3-H 1B		4	0	1	2	0	1	1
33 Nick Swisher, S (1, 9) OBP: 0.405, SLG: 0.470		C SI 87 X SL 83 0-1 ① P6	C CH 81 1 SAFE B SL 81 1 SAFE 1 SAFE S SL 81 B SI 90 S SL 81 2-3 ③ K 1-2			C SL 81 B FF 88 B CH 83 X SI 87 2-1 ③ G4-3		B FC 86 D FC 86 I IN 82 I IN 82 4-0 1-2 IBB		3	0	0	0	1	1	1
25 Jason Giambi, L (1, 10) OBP: 0.273, SLG: 0.550		C SI 88 B CU 74 F SL 83 X FF 89 1-2 12 BB 8 2B 1B		C SI 88 SI 89 F FF 88 F SL 82 F SL 81 C SI 88 1-3 ① K			X FF 94 0-0 ① F8	F FC 86 D FC 86 X FF 94 1-1 ③ P5		4	1	1	0	0	1	2
41 Carlos Santana, S (1, 2) OBP: 0.435, SLG: 0.704		F SI 87 D SL 83 B CU 73 B SI 87 S CH 83 S SL 82 3-3 ② K		C SL 82 C SI 88 B SL 82 B SL 83 F CH 81 F SI 88 F SL 82 F CH 83 B SI 89 3-2 ② F SL 81 X FF 89 G4-3			B FF 95 B FF 94 F FF 94 X FF 95 2-1 ② P4		C SL 87 C SI 96 F SL 87 F SL 88 B SI 96 X SI 97 1-2 ① F9	4	0	0	0	0	1	1
12 Mark Reynolds, R (1, 3) OBP: 0.371, SLG: 0.700		C FF 89 B FF 87 B SL 81 C SL 82 F FF 90 B CH 82 D SL 83 4-2 8 2B 11 1-2 FC2-5-1 BB		B SI 89 B SI 86 C CH 82 X SI 86 2-1 ③ L5			C FF 95 B SL 84 B SL 85 F SL 84 B FF 94 F FF 95 C FF 95 3-3 ③ K		B SL 88 S SI 97 S SI 87 X SI 97 1-2 ② F7	3	0	0	0	1	1	0
8 Lonnie Chisenhall, L (1, 5) OBP: 0.273, SLG: 0.434		C FF 89 B SL 83 B FF 89 B SL 82 X CH 83 3-1 1-3 2-H 2B			C SL 81 B SL 80 C SI 87 X SI 88 1-2 ① L9			B FF 93 B FF 94 B FF 94 C FF 94 X FF 94 3-1 ① G4-3	B SI 97 C SI 96 B SI 96 X CH 86 2-1 1B	4	0	2	1	0	0	0
11 Drew Stubbs, R (1, 8) OBP: 0.338, SLG: 0.362		B FF 89 X SL 82 1-0 ③ FC2-5-1 3-H			C SI 88 F CH 81 X SI 91 0-2 ② G4-3			C FC 87 F FF 94 F FF 94 F SL 81 X FF 94 0-2 22 E 23 S 13 1B 1B	S SL 86 S SI 99 B SI 99 B SL 87 S SL 87 2-3 ③ K	4	1	1	0	0	1	3
Inning Stats	R: 0 E: 0 K: 0 S: 6 H: 0 LOB: 0 BB: 0 P: 8	R: 1 E: 0 K: 1 S: 14 H: 2 LOB: 2 BB: 1 P: 26	R: 0 E: 0 K: 1 S: 10 H: 0 LOB: 1 BB: 1 P: 21	R: 0 E: 0 K: 1 S: 15 H: 0 LOB: 0 BB: 0 P: 21	R: 0 E: 0 K: 0 S: 10 H: 1 LOB: 0 BB: 0 P: 13	R: 0 E: 0 K: 1 S: 13 H: 0 LOB: 0 BB: 0 P: 20	R: 0 E: 0 K: 1 S: 7 H: 0 LOB: 0 BB: 0 P: 12	R: 2 E: 1 K: 1 S: 15 H: 2 LOB: 2 BB: 2 P: 29	R: 0 E: 0 K: 1 S: 13 H: 1 LOB: 1 BB: 0 P: 19	1B: 5 2B: 1 3B: 0 HR: 0 SF: 0 SAC: 0 DP: 0 HBP: 0						

PITCHER		IP	WLS	BF	H	R	ER	SO	BB	IBB	HBP	BLK	WP	HR	S	P	ERA	WHIP
33 Dylan Axelrod, R ERA: 3.8	(1, 1)	6.0		22	3	1	1	4	2	0	0	0	0	0	68	109	1.50	0.833
26 Jesse Crain, R ERA: 2.08	(7, 1)	1.0	H	3	0	0	0	1	0	0	0	0	0	0	7	12	0.00	0.000
37 Matt Thornton, L ERA: 4.76	(8, 1)	1.0	L	7	2	2	1	1	1	1	0	0	0	0	15	29	9.00	3.000
65 Nate Jones, R ERA: 3.52	(9, 1)	1.0		4	1	0	0	1	0	0	0	0	0	0	13	19	0.00	1.000

PITCHER	IP	WLS	BF	H	R	ER	SO	BB	IBB	HBP	BLK	WP	HR	S	P	ERA	WHIP

TOP

Cleveland Indians @ Chicago White Sox

U.S. Cellular Field, Chicago, IL

Mon Apr 22 2013, 8:11 PM - 10:58 PM EDT

Att. 14,950 - Clear - 58 F

livebaseballscorecards.com

AB	32
R	3
H	6
RBI	3
BB	4
SO	7
LOB	10

WP: 0 PA: 37
PB: 0
SB: 3
CS: 1

Batter	1	2	3	4	5	6	7	8	9	AB	R	H	RBI	BB	SO	LOB
30 Alejandro De Aza, L (1, 7) OBP: 0.256, SLG: 0.446	C FF 92 B FF 93 X FF 92 1-1 G5-3 ①	F SI 88 F SL 82 F FF 95 F FF 93 B FF 92 X SL 84 1-2 F9 ③			C FF 92 X SL 84 0-1 F8 ①		B FF 91 2 SAFE X SI 88 1-0 G4-6-3 ①②③ 1-2f 2-3			4	0	0	0	0	0	3
7 Jeff Keppinger, R (1, 4) OBP: 0.167, SLG: 0.184	B FF 94 B FF 92 B FF 92 C FF 91 X FF 90 3-1 E4 1B		X FF 91 0-0 G1-3 ①		X FF 94 0-0 44 WP 1B			C SL 78 B SL 80 X FF 93 1-1 F9 ①		4	0	2	0	0	0	0
51 Alex Rios, R (1, 9) OBP: 0.380, SLG: 0.571	B FF 91 F FF 92 B SL 83 B FF 91 B FF 90 4-1 BB		C FF 93 F FF 92 S SL 86 0-3 K ②		C SL 82 D SI 89 X FF 92 1-1 F7 ②			C FF 93 B SL 80 F FF 92 B SL 81 B FF 92 F FF 93 F FF 92 X FF 92 3-2 F7 ②		3	0	0	0	1	1	1
44 Adam Dunn, L (1, 10) OBP: 0.151, SLG: 0.246	B FF 94 X FF 94 1-0 F7 ②		C FF 94 B SL 83 C SL 82 B FF 94 X FF 94 2-2 F8 ③		B SL 83 B SL 80 X FF 93 2-0 G3 ③ 1-2			C SL 80 F FF 94 S SL 80 0-3 K ③		4	0	0	0	0	1	3
14 Paul Konerko, R (1, 3) OBP: 0.297, SLG: 0.424	B SL 83 C FF 93 F SI 92 S FF 96 1-3 K ③			C SL 82 S SL 83 X FF 96 0-2 G3 ①		B SL 82 F FF 91 B SL 84 X FF 92 2-1 F8 ①			C SL 82 F FF 93 C FF 94 0-3 K ①	4	0	0	0	0	2	2
12 Conor Gillaspie, L (1, 5) OBP: 0.356, SLG: 0.488 1 Tyler Greene, R (9, PR) OBP: 0.375, SLG: 0.375		C FF 90 X FF 92 0-1 HR		B FF 92 B SL 82 C FF 91 B SI 90 B SI 89 4-1 10 FC5-4 BB		C SL 83 B FF 91 F FF 92 X SL 86 1-2 F9 ②			B FF 94 X FF 93 1-0 1B	3 0	1 0	2 0	1 0	1 0	0 0	0 0
10 Alexei Ramirez, R (1, 6) OBP: 0.333, SLG: 0.409		F FF 90 B SL 84 B SL 84 X FF 91 2-1 F9 ①		B FF 89 B FF 92 B FF 94 C FF 90 C FF 90 X SI 89 3-2 FC5-4 ② 38 2B 1-2f		S SL 84 B FF 95 S FF 91 B SL 87 T FF 91 2-2 K ③			B SL 82 B FF 93 F FF 93 1 SAFE S FF 93 1 SAFE B FF 93 X FF 93 3-2 P3 ②	4	1	0	0	0	1	2
38 Hector Gimenez, S (1, 2) OBP: 0.286, SLG: 0.222 18 Blake Tekotte, L (7, PR) 21 Tyler Flowers, R (8, 2) OBP: 0.309, SLG: 0.469		M FF 91 B SL 84 B FF 90 B FF 94 B SI 89 4-1 BB		X FF 91 0-0 1-H 2B			C FF 92 H SL 85 1-1 30 G4-6-3 20 BB HBP		B SL 83 X FF 93 1-0 G5-3 ③	1 0 1	0 0 0	1 0 0	1 0 0	1 0 0	0 0 0	0 0 1
20 Jordan Danks, L (1, 8) OBP: 0.375, SLG: 0.286		B FF 90 B SI 90 F FF 93 B FF 92 F FF 93 C SI 89 3-3 K ②		B SL 82 F FF 94 S SL 84 C FF 95 1-3 K ③			B FF 90 B FF 90 B FF 92 B FF 87 4-0 30 G4-6-3 BB 1-2			2	0	0	0	1	2	2
Inning Stats	R: 0 E: 1 K: 1 S: 9 H: 1 LOB: 2 BB: 1 P: 19	R: 1 E: 0 K: 1 S: 13 H: 1 LOB: 1 BB: 1 P: 23	R: 0 E: 0 K: 1 S: 7 H: 0 LOB: 0 BB: 0 P: 9	R: 1 E: 0 K: 1 S: 11 H: 1 LOB: 1 BB: 1 P: 19	R: 0 E: 0 K: 0 S: 6 H: 1 LOB: 1 BB: 0 P: 9	R: 0 E: 0 K: 1 S: 8 H: 0 LOB: 0 BB: 0 P: 13	R: 0 E: 0 K: 0 S: 2 H: 0 LOB: 1 BB: 1 P: 8	R: 0 E: 0 K: 1 S: 10 H: 0 LOB: 0 BB: 0 P: 14	R: 0 E: 0 K: 1 S: 8 H: 1 LOB: 1 BB: 0 P: 13	1B: 3 2B: 1 3B: 0 HR: 1 SF: 0 SAC: 0 DP: 1 HBP: 1						

PITCHER		IP	WLS	BF	H	R	ER	SO	BB	IBB	HBP	BLK	WP	HR	S	P	ERA	WHIP
63 Justin Masterson, R ERA: 1.85	(1, 1)	7.0	W	28	4	2	2	5	4	0	1	0	1	1	56	100	2.57	1.143
52 Vinnie Pestano, R ERA: 1.29	(8, 1)	1.0	H	3	0	0	0	1	0	0	0	0	0	0	10	14	0.00	0.000
54 Chris Perez, R ERA: 1.29	(9, 1)	1.0	S	4	1	0	0	1	0	0	0	0	0	0	8	13	0.00	1.000

PITCHER	IP	WLS	BF	H	R	ER	SO	BB	IBB	HBP	BLK	WP	HR	S	P	ERA	WHIP

BOTTOM

Cleveland Indians @ Chicago White Sox

U.S. Cellular Field, Chicago, IL

Mon Apr 22 2013, 8:11 PM - 10:58 PM EDT

Att. 14,950 - Clear - 58 F

livebaseballscorecards.com

AB	30
R	2
H	5
RBI	2
BB	4
SO	7
LOB	14

Cleveland Indians @ Chicago White Sox

U.S. Cellular Field, Chicago, IL

Wed Apr 24 2013, 2:12 PM - 5:13 PM EDT

Att. 16,765 - Cloudy - 43 F

TOP

livebaseballscorecards.com

Batter	1	2	3	4	5	6	7	8	9	AB	R	H	RBI	BB	SO	LOB
23 Michael Brantley, L (1, 7) OBP: 0.359, SLG: 0.294	C FF 92 B SI 91 C FF 91 B FF 91 F SL 88 X SL 88 / 2-2 ① P6			C CU 80 B SL 88 B CU 80 X FF 91 / 2-1 12 2B 1B		C FF 89 B SL 86 F CU 78 X SL 85 / 1-2 22 1B 12 SF9 1-3 1B		C FF 94 X FF 93 / 0-1 ① G4-3		4	1	2	0	0	0	0
22 Jason Kipnis, L (1, 4) OBP: 0.237, SLG: 0.226	C FF 92 X SL 90 / 0-1 ② G3			C CU 79 C FF 90 S FF 91 / 0-3 ① K		C FF 90 F FF 90 B CU 78 B CU 78 1 SAFE X SL 85 / 2-2 33 S 1-3 3-H 1B		C FF 93 C FF 95 B FC 86 X FF 95 / 1-2 ② F7		4	0	1	1	0	1	1
12 Mark Reynolds, R (1, 3) OBP: 0.365, SLG: 0.698	C FF 91 X FF 91 / 0-1 ③ P4			C CU 80 1 SAFE B CH 85 1 SAFE F CU 80 1 SAFE 1 SAFE B CH 85 X CH 84 / 2-2 1-3 2B		X SI 96 / 0-0 ① SF9 3-H		S FF 95 S FF 94 F SI 95 S FF 94 / 0-3 ③ K		3	0	1	1	0	1	0
33 Nick Swisher, S (1, 10) OBP: 0.398, SLG: 0.449		C FF 91 B CH 86 F CH 86 B FF 90 S CH 86 / 2-3 ① K		S SL 87 B FF 91 S CU 79 F FF 91 D CU 80 F FF 92 B CU 80 D CU 80 / 4-2 9 G6-4-3 BB		B SL 86 F SI 97 B SI 97 F SI 95 B SL 87 S SL 86 / 3-3 ② K 1-3			S SL 84 S SL 86 B SL 85 B SL 86 X FF 93 / 2-2 ① F8	3	0	0	0	1	2	1
9 Ryan Raburn, R (1, 9) OBP: 0.297, SLG: 0.303		C FF 90 B SL 88 B SI 91 F CH 87 S FF 91 / 2-3 ② K		X SI 90 / 0-0 ② ③ G6-4-3 1-2f		X SI 96 / 0-0 ③ F7			B FF 94 F FF 94 F FF 93 B SL 88 C FF 94 / 2-3 ② K	4	0	0	0	0	2	4
4 Mike Aviles, R (1, 6) OBP: 0.282, SLG: 0.361		S FF 91 X CU 79 / 0-1 ③ G5-3			C CU 78 B FF 90 S SL 87 B CH 85 F FF 89 F SL 86 F CH 85 F FF 90 X SL 87 / 2-2 ① G4-3		B SL 87 B SI 96 C SI 96 B SI 96 S SI 97 F SI 96 X SI 96 / 3-2 ① F9		C FF 93 X SL 86 / 0-1 1B	4	0	1	0	0	0	0
8 Lonnie Chisenhall, L (1, 5) OBP: 0.271, SLG: 0.411			C FF 89 B FF 91 B SI 91 X SL 88 / 2-1 ① L7		B CU 79 B CU 79 F FF 91 B SL 86 C SL 85 X CU 78 / 3-2 ② P5		B SI 96 B SI 94 B SI 95 B SI 95 / 4-0 6 FC4-6 BB		F SI 92 X FF 94 / 0-1 ③ G6-3	3	0	0	0	1	0	1
6 Lou Marson, R (1, 2)			B FF 91 S FF 91 B FF 90 B FF 90 X FF 90 / 3-1 ② F7		B FF 90 C FF 90 B CH 86 B FF 90 S FF 90 X FF 90 / 3-2 ③ F9		X SI 96 / 0-0 ② FC4-6 1-2f			3	0	0	0	0	0	1
11 Drew Stubbs, R (1, 8) OBP: 0.338, SLG: 0.350			B CU 80 B CU 80 C FF 90 C FF 91 B CU 80 X CU 80 / 3-2 ③ P6			B SL 86 B SL 84 B CH 88 B CH 88 / 4-0 23 1B 22 1B BB	B SI 97 C SI 96 F SI 96 1 SAFE B SI 98 B SL 87 X SI 96 / 3-2 ③ F8			2	1	0	0	1	0	1
Inning Stats	R: 0 E: 0 K: 0 S: 8 / H: 0 LOB: 0 BB: 0 P: 10	R: 0 E: 0 K: 2 S: 8 / H: 0 LOB: 0 BB: 0 P: 12	R: 0 E: 0 K: 0 S: 7 / H: 0 LOB: 0 BB: 0 P: 15	R: 0 E: 0 K: 1 S: 13 / H: 2 LOB: 2 BB: 1 P: 21	R: 0 E: 0 K: 0 S: 13 / H: 0 LOB: 0 BB: 0 P: 21	R: 2 E: 0 K: 1 S: 11 / H: 2 LOB: 1 BB: 1 P: 21	R: 0 E: 0 K: 0 S: 8 / H: 0 LOB: 1 BB: 1 P: 18	R: 0 E: 0 K: 1 S: 9 / H: 0 LOB: 0 BB: 0 P: 10	R: 0 E: 0 K: 1 S: 10 / H: 1 LOB: 1 BB: 0 P: 14	1B: 4 2B: 1 3B: 0 HR: 0 / SF: 1 SAC: 0 DP: 1 HBP: 0						

	AB	30
	R	2
	H	5
	RBI	2
	BB	3
	SO	6
	LOB	9

WP: 0 PB: 0 SB: 2 CS: 0 / PA: 34

PITCHER	IP	WLS	BF	H	R	ER	SO	BB	IBB	HBP	BLK	WP	HR	S	P	ERA	WHIP
62 Jose Quintana, L (1, 1) ERA: 2.78	5.0	W	20	4	2	2	3	2	0	0	0	0	0	55	92	3.60	1.200
65 Nate Jones, R (6, 1) ERA: 2.79	2.0	H	7	0	0	0	1	1	0	0	0	0	0	13	26	0.00	0.500
37 Matt Thornton, L (8, 1) ERA: 4.26	0.2	H	2	0	0	0	0	0	0	0	0	0	0	5	6	0.00	0.000
26 Jesse Crain, R (8, 1) ERA: 2.0	0.1	H	1	0	0	0	1	0	0	0	0	0	0	4	4	0.00	0.000
43 Addison Reed, R (9, 1) ERA: 1.0	1.0	S	4	1	0	0	1	0	0	0	0	0	0	10	14	0.00	1.000

PITCHER	IP	WLS	BF	H	R	ER	SO	BB	IBB	HBP	BLK	WP	HR	S	P	ERA	WHIP

BOTTOM

Cleveland Indians @ Chicago White Sox

U.S. Cellular Field, Chicago, IL

Wed Apr 24 2013, 2:12 PM - 5:13 PM EDT

Att. 16,765 - Cloudy - 43 F

livebaseballscorecards.com

Batter	1	2	3	4	5	6	7	8	9	AB	R	H	RBI	BB	SO	LOB
30 Alejandro De Aza, L (1, 7) OBP: 0.268, SLG: 0.442	C SI 90 B CH 79 C SI 90 F CU 78 B SI 90 B FF 91 B SI 91 4-2 7 S 7 1B BB		1 SAFE 1 SAFE B SI 89 F SI 90 1 SAFE X CH 79 1-1 1-2 1B		B SI 89 X SI 89 1-0 ② P6		B CU 75 C CU 74 F CU 73 B SI 90 S CU 74 2-3 ① K			3	1	1	0	1	1	0
7 Jeff Keppinger, R (1, 4) OBP: 0.183, SLG: 0.200 (9, 3)	C SI 90 C CU 76 F SI 89 B SL 86 F SI 92 F SI 92 2 SAFE X CU 77 1-2 51 G6-4-3 1-H 1B		B SI 89 C SI 90 C SI 91 F SI 91 F SI 91 F SI 92 F SI 92 X CH 78 2-2 ② P3		S CU 76 B CU 79 B CU 78 X SI 92 2-1 51 HR 1B		B FC 92 X FC 92 1-0 ② G4-3			4	1	2	1	0	0	2
51 Alex Rios, R (1, 9) OBP: 0.373, SLG: 0.595	B SI 92 B SI 91 B SI 91 C SI 91 X SI 91 3-1 ① ② G6-4-3 1-2f		C SI 91 X SI 92 0-1 ③ G5-3		C SI 91 F SI 91 X SI 92 0-2 1-H HR		C SL 79 C SL 80 B CU 80 X FC 94 1-2 ③ F9			4	1	1	2	0	0	3
44 Adam Dunn, L (1, 3) OBP: 0.182, SLG: 0.243 1 Tyler Greene, R (8, PR) OBP: 0.375, SLG: 0.375 (9, 4)	B SI 92 C SI 91 S CU 76 B CU 79 C SI 91 2-3 ③ K			B SI 89 F SI 89 B SI 90 B SI 90 B SI 88 4-1 12 BB BB	B SI 91 B CU 75 S SI 90 F SI 91 B SI 91 B SI 89 4-2 BB			B FC 93 S FC 92 B FC 94 S FC 93 B FC 94 F FC 95 F FC 93 B FC 94 4-2 14 HBP BB		1 0	0 0	0 0	0 0	3 0	1 0	0 0
14 Paul Konerko, R (1, 10) OBP: 0.295, SLG: 0.406 28 Dewayne Wise, L (8, PR) OBP: 0.125, SLG: 0.125 (9, 10)		F SI 90 B SI 91 B SI 92 F SI 90 X SI 92 2-2 ① L4		F SI 90 S CU 77 F FF 91 S CH 79 0-3 ① K	B SI 92 B SI 90 X SI 90 2-0 ③ F8			1 SAFE C FC 92 H FC 92 1-1 10 G6-4-3 1-2 HBP		3 0	0 0	0 0	0 0	0 0	1 0	2 0
12 Conor Gillaspie, L (1, 5) OBP: 0.347, SLG: 0.457		C SI 90 X CU 78 0-1 ② G3		B SI 90 D CH 80 T SI 90 B SI 89 B FF 90 4-1 1-2 BB		B SI 88 X FF 88 1-0 ① P3		C FF 93 S SL 82 B FF 93 S FF 93 1-3 ① K		3	0	0	0	1	1	2
10 Alexei Ramirez, R (1, 6) OBP: 0.329, SLG: 0.400		C SI 90 C SI 92 C SI 92 0-3 ③ K		F SI 90 F SI 91 F CH 80 B SI 92 X SI 91 1-2 ② L9	B CU 75 X SI 91 1-1 18 S 1B			B SI 89 F SI 89 X FF 90 1-1 ② ③ G6-4-3 1-2f		4	0	1	0	0	1	4
21 Tyler Flowers, R (1, 2) OBP: 0.293, SLG: 0.442			C SI 90 C SI 92 X SI 93 0-2 ① G1-4-3	C SI 92 C SI 92 B SI 92 X SI 93 1-2 ③ L9		1 SAFE 1 SAFE X SI 90 0-0 ② F9				3	0	0	0	0	0	3
18 Blake Tekotte, L (1, 8)			C SI 90 F CU 77 B SI 92 B CH 81 B SI 92 F SI 90 B SI 91 4-2 30 1B BB		C FF 88 B CH 78 S SI 88 S FF 89 1-3 ① K	1 SAFE 1 SAFE B SI 90 C SI 90 1 SAFE S CU 74 F CU 74 F CU 74 B FF 89 2-3 ③ S CU 75 K2-3 1-2				2	0	0	0	1	2	1
Inning Stats	R: 1 H: 1 E: 0 LOB: 0 K: 1 BB: 1 S: 14 P: 24	R: 0 H: 0 E: 0 LOB: 0 K: 1 BB: 0 S: 8 P: 10	R: 0 H: 1 E: 0 LOB: 2 K: 0 BB: 1 S: 16 P: 23	R: 0 H: 0 E: 0 LOB: 2 K: 1 BB: 2 S: 13 P: 23	R: 2 H: 2 E: 0 LOB: 1 K: 1 BB: 1 S: 12 P: 22	R: 0 H: 1 E: 0 LOB: 1 K: 1 BB: 0 S: 9 P: 13	R: 0 H: 0 E: 0 LOB: 0 K: 1 BB: 0 S: 7 P: 11	R: 0 H: 0 E: 0 LOB: 2 K: 1 BB: 1 S: 10 P: 17		1B: 4 SF: 0 2B: 0 SAC: 0 3B: 0 DP: 2 HR: 1 HBP: 1					WP: 0 PA: 34 PB: 0 SB: 2 CS: 0	

	AB	27
	R	3
	H	5
	RBI	3
	BB	6
	SO	7
	LOB	17

PITCHER	IP	WLS	BF	H	R	ER	SO	BB	IBB	HBP	BLK	WP	HR	S	P	ERA	WHIP
34 Zach McAllister, R (1, 1) ERA: 3.52	5.2	L	26	5	3	3	4	5	0	0	0	0	1	67	108	4.76	1.765
53 Rich Hill, L (6, 1) ERA: 3.86	0.2		2	0	0	0	2	0	0	0	0	0	0	8	12	0.00	0.000
27 Bryan Shaw, R (7, 1) ERA: 0.87	0.2		4	0	0	0	0	1	0	1	0	0	0	9	16	0.00	1.500
50 Nick Hagadone, L (8, 1) ERA: 1.8	0.1		1	0	0	0	1	0	0	0	0	0	0	3	4	0.00	0.000
38 Joe Smith, R (8, 1) ERA:	0.2		1	0	0	0	0	0	0	0	0	0	0	2	3	0.00	0.000

PITCHER	IP	WLS	BF	H	R	ER	SO	BB	IBB	HBP	BLK	WP	HR	S	P	ERA	WHIP

Batter	1	2	3	4	5	6	7	8	9	AB	R	H	RBI	BB	SO	LOB
23 Michael Brantley, L (1, 7) OBP: 0.361, SLG: 0.342	C FF 91 B SI 93 X FF 92 1-1 G3 ①		C SI 92 B SL 80 1 SAFE X SL 81 1-1 G3 ① 1-2		B SL 78 F SL 82 X SI 91 1-1 F8 ②			B FF 96 B SI 97 C SI 98 X FF 97 2-1 22 WP 2B	B FF 95 X FF 96 1-0 1-H 2-H 3B	5	0	2	2	0	0	1
22 Jason Kipnis, L (1, 4) OBP: 0.250, SLG: 0.241	C FF 92 C SL 81 S SL 83 0-3 K ②		C SL 82 C SI 93 B SL 83 2 SAFE F SL 84 B FF 94 F SL 84 X FF 93 2-2 13 1B 1B		B SL 79 B SI 90 X FF 92 2-0 1B			C FF 98 T CH 89 B CH 86 B FF 99 F CH 87 F FF 99 S FF 100 2-3 K ① 2-3	B SL 90 B SL 89 C FF 97 F SL 89 S SL 90 2-3 K ③	5	0	2	0	0	3	2
13 Asdrúbal Cabrera, S (1, 6) OBP: 0.230, SLG: 0.279	B FF 93 B FF 92 F FF 92 F FF 93 B FF 94 X FF 93 3-2 G4-3 ③		F SI 94 B SI 93 B SL 84 X SI 94 2-1 33 G4-6-3 1-2 2-3 1B		F FF 90 B SI 91 1 SAFE X SL 82 1-1 G4-3 ③			C FF 98 S FF 99 X FF 99 0-2 P5 ②		4	0	1	0	0	0	2
33 Nick Swisher, S (1, 9) OBP: 0.402, SLG: 0.444		C SI 91 X CH 82 0-1 41 E 1B	B SL 81 X FF 91 1-0 G4-6-3 ② ③ 1-2f			C SI 90 B SL 82 S SL 80 F FF 92 B SL 82 B SL 83 F FF 93 X SL 85 3-2 G3 ①		C CH 88 B CH 85 S CH 89 B FF 100 B FF 99 B CH 87 4-2 BB		3	0	1	0	1	0	3
25 Jason Giambi, L (1, 10) OBP: 0.231, SLG: 0.458		B FF 92 F FF 91 B SL 82 C SL 82 C FF 93 2-3 K ①	X SL 80 0-0 G5-3 ①			C SL 82 X SI 90 0-1 G3 ②		B FF 99 B FF 98 F FF 99 S CH 86 S FF 100 2-3 K ③		4	0	0	0	0	2	3
41 Carlos Santana, S (1, 2) OBP: 0.424, SLG: 0.672		B SI 92 S SL 82 B SL 83 X FF 92 2-1 E5 1-2	B SI 93 C FF 90 B FF 92 B SL 81 X FF 93 3-1 8 FC4-6 1B			C SI 91 X SL 82 0-1 G4-3 ③			C FF 95 F SL 90 F FS 87 B SL 90 B FS 85 X FF 96 2-2 P6 ①	4	0	1	0	0	0	1
12 Mark Reynolds, R (1, 3) OBP: 0.359, SLG: 0.672		F CH 85 D SL 85 F FF 94 S SL 85 1-3 K ②	X FF 93 0-0 P4 ②				C SL 84 F SI 92 B SL 82 F SL 82 S SL 83 1-3 K ①		C FF 94 S SL 87 F FF 96 B SL 89 B SL 88 X FF 95 2-2 8 E 23 3B 1B	4	1	1	0	0	2	3
8 Lonnie Chisenhall, L (1, 5) OBP: 0.254, SLG: 0.383		C SI 93 F FF 92 C FF 94 0-3 K ③	F FF 92 B SI 92 X SL 82 1-1 FC4-6 ③ 1-2f				C SL 81 F FF 91 X FF 93 0-2 G3-1 ②		C FF 96 X FF 96 0-1 E3 1-2 23 3B	4	1	0	0	0	1	4
11 Drew Stubbs, R (1, 8) OBP: 0.333, SLG: 0.344			F FF 92 B FF 92 C SL 82 B SL 83 X FF 93 2-2 13 1B 23 G3 1B		B SI 91 C FF 91 X SL 83 1-1 G6-3 ①		C SI 92 C SL 79 B SL 83 X SL 85 1-2 G5-3 ③		C FF 96 T SL 88 S SL 88 0-3 K ②	4	0	1	0	0	1	2
Inning Stats	R: 0 E: 0 K: 1 S: 8 H: 0 LOB: 0 BB: 0 P: 12	R: 0 E: 1 K: 3 S: 13 H: 1 LOB: 2 BB: 0 P: 18	R: 0 E: 0 K: 0 S: 13 H: 3 LOB: 2 BB: 0 P: 21	R: 0 E: 0 K: 0 S: 6 H: 1 LOB: 1 BB: 0 P: 10	R: 0 E: 0 K: 0 S: 7 H: 1 LOB: 1 BB: 0 P: 12	R: 0 E: 0 K: 0 S: 9 H: 0 LOB: 0 BB: 0 P: 12	R: 0 E: 0 K: 1 S: 10 H: 0 LOB: 0 BB: 0 P: 12	R: 0 E: 0 K: 2 S: 15 H: 1 LOB: 2 BB: 1 P: 25	R: 2 E: 1 K: 2 S: 17 H: 2 LOB: 1 BB: 0 P: 24	1B: 7 2B: 1 3B: 1 HR: 0 SF: 0 SAC: 0 DP: 1 HBP: 0						

TOP

Cleveland Indians @ Kansas City Royals

Kauffman Stadium, Kansas City, MO

Sat Apr 27 2013, 6:11 PM - 9:13 PM CDT

Att. 19,222 - Cloudy - 56 F

livebaseballscorecards.com

AB	37
R	2
H	9
RBI	2
BB	1
SO	9
LOB	21

PITCHER		IP	WLS	BF	H	R	ER	SO	BB	IBB	HBP	BLK	WP	HR	S	P	ERA	WHIP	PITCHER	IP	WLS	BF	H	R	ER	SO	BB	IBB	HBP	BLK	WP	HR	S	P	ERA	WHIP
54 Ervin Santana, R ERA: 2.0	(1, 1)	7.0	W	27	6	0	0	5	0	0	0	0	0	0	66	97	0.00	0.857																	
40 Kelvin Herrera, R ERA: 5.23	(8, 1)	1.0	H	5	1	0	0	2	1	0	0	0	1	0	15	25	0.00	2.000																	
56 Greg Holland, R ERA: 4.5	(9, 1)	1.0	S	6	2	2	0	2	0	0	0	0	0	0	17	24	0.00	2.000																	

Cleveland Indians @ Kansas City Royals

Kauffman Stadium, Kansas City, MO

Sat Apr 27 2013, 6:11 PM - 9:13 PM CDT

Att. 19,222 - Cloudy - 56 F

livebaseballscorecards.com

BOTTOM

Batter	1	2	3	4	5	6	7	8	9	AB	R	H	RBI	BB	SO	LOB
4 Alex Gordon, L (1, 7) OBP: 0.374, SLG: 0.529	G3-1	F7			2 WP 1B		2 WP 2 S 35 BB 1B			4	1	2	0	0	0	1
2 Alcides Escobar, R (1, 6) OBP: 0.341, SLG: 0.444	16 1B 2B	F7			G5-3		35 BB 16 S BB			3	0	1	0	1	0	2
16 Billy Butler, R (1, 10) OBP: 0.416, SLG: 0.426	6 FC6-4 1B		L4		IBB		35 BB BB			2	0	1	0	2	0	0
35 Eric Hosmer, L (1, 3) OBP: 0.369, SLG: 0.327	K		E6 6 G4-6-3		L6		BB			3	0	0	1	1	1	4
6 Lorenzo Cain, R (1, 8) OBP: 0.397, SLG: 0.471	FC6-4		G4-6-3			P3	G1-3			4	0	0	0	0	0	6
21 Jeff Francoeur, R (1, 9) OBP: 0.273, SLG: 0.315		13 HR BB		F7		K		G1-3		3	1	0	0	1	1	0
13 Salvador Perez, R (1, 2) OBP: 0.278, SLG: 0.390		1-H HR		F9		G5-3		G4-3		4	1	1	2	0	0	0
24 Miguel Tejada, R (1, 5) OBP: 0.308, SLG: 0.333		1B		K			K	G5-3		3	0	1	0	0	2	0
8 Mike Moustakas, L (8, 5) OBP: 0.222, SLG: 0.197										1	0	0	0	0	0	0
23 Elliot Johnson, S (1, 4) OBP: 0.125, SLG: 0.125		K			K		K			3	0	0	0	0	3	1

	AB	30
	R	3
	H	6
	RBI	3
	BB	5
	SO	7
	LOB	14

Inning Stats	1	2	3	4	5	6	7	8	9
	R: 0 E: 0 K: 1 S: 17	H: 2 LOB: 2 BB: 0 P: 26	R: 2 E: 0 K: 1 S: 15	H: 2 LOB: 1 BB: 1 P: 24	R: 0 E: 1 K: 0 S: 7	H: 0 LOB: 0 BB: 0 P: 7	R: 0 E: 0 K: 1 S: 15	H: 0 LOB: 0 BB: 0 P: 20	R: 0 E: 0 K: 1 S: 12	H: 1 LOB: 2 BB: 1 P: 22	R: 0 E: 0 K: 1 S: 5	H: 0 LOB: 0 BB: 0 P: 10	R: 1 E: 0 K: 2 S: 23	H: 1 LOB: 3 BB: 3 P: 42	R: 0 E: 0 K: 0 S: 4	H: 0 LOB: 0 BB: 0 P: 6

	1B: 4	SF: 0	WP: 2	PA: 35
	2B: 1	SAC: 0	PB: 0	
	3B: 0	DP: 1	SB: 2	
	HR: 1	HBP: 0	CS: 0	

PITCHER		IP	WLS	BF	H	R	ER	SO	BB	IBB	HBP	BLK	WP	HR	S	P	ERA	WHIP
26 Scott Kazmir, L ERA: 8.64	(1, 1)	5.0	L	22	5	2	2	4	1	1	0	0	1	1	66	99	3.60	1.200
37 Cody Allen, R ERA: 2.61	(6, 1)	1.1		4	0	0	0	2	0	0	0	0	0	0	9	16	0.00	0.000
50 Nick Hagadone, L ERA: 3.38	(7, 1)	0.1		2	1	0	0	1	0	0	0	0	0	0	10	15	0.00	3.000
27 Bryan Shaw, R ERA: 0.87	(7, 1)	0.0		2	0	0	0	0	2	0	0	0	1	0	6	14	∞	∞
53 Rich Hill, L ERA: 3.86	(7, 1)	0.0		1	0	1	1	0	1	0	0	0	0	0	1	5	∞	∞

PITCHER		IP	WLS	BF	H	R	ER	SO	BB	IBB	HBP	BLK	WP	HR	S	P	ERA	WHIP
38 Joe Smith, R ERA:	(7, 1)	0.1		1	0	0	0	0	0	0	0	0	0	0	2	2	0.00	0.000
32 Matt Albers, R ERA: 4.5	(8, 1)	1.0		3	0	0	0	0	0	0	0	0	0	0	4	6	0.00	0.000

Cleveland Indians @ Kansas City Royals

Kauffman Stadium, Kansas City, MO

Sun Apr 28 2013, 1:15 PM - 3:57 PM CDT

Att. 22,001 - Sunny - 68 F

livebaseballscorecards.com

TOP

Batter	1	2	3	4	5	6	7	8	9	AB	R	H	RBI	BB	SO	LOB
23 Michael Brantley, L (1, 7) OBP: 0.345, SLG: 0.325	C FF 91 C CH 84 B SL 85 B FF 93 F FF 90 F FF 93 F SL 85 F CH 85 C SI 94 2-3 K		C FF 92 X SL 86 0-1 F7		B SL 83 1 SAFE X FF 93 1-0 G4-3		B FF 93 X FC 93 1-0 F7			4	0	0	0	0	1	3
22 Jason Kipnis, L (1, 4) OBP: 0.250, SLG: 0.230	B FF 90 B CH 86 X SI 92 2-0 F7		B FF 94 B FF 91 B SI 91 B FF 92 4-0 13 CS BB			C FF 90 X CU 74 0-1 F7		C SI 95 B KC 79 B FF 94 F SI 95 B FF 95 S SI 96 3-3 K		3	0	0	0	1	1	0
13 Asdrúbal Cabrera, S (1, 6) OBP: 0.256, SLG: 0.319	X SL 83 0-0 1B		B FF 93 C FF 93 D FF 93 B SL 85 3-1 CS 1-2	B CU 75 C FF 92 C FF 93 F SL 86 B FF 92 F FF 94 F CU 75 X FF 95 2-2 G4-3		F FF 92 X SI 88 0-1 33 BB 1B		B FF 96 B FF 95 X SI 94 2-0 2B		4	0	3	0	0	0	0
33 Nick Swisher, S (1, 10) OBP: 0.396, SLG: 0.427	C FF 90 S FF 90 B SI 92 B SL 87 B CH 84 X FF 93 3-2 G1-3			X CH 85 0-0 L8		B SI 91 B FF 91 F FF 92 B SI 92 B FF 93 4-1 12 G6-4-3 1-2 BB		F FF 95 S FF 94 D KC 79 B FF 94 S FC 90 2-3 K		3	0	0	0	1	1	2
12 Mark Reynolds, R (1, 3) OBP: 0.354, SLG: 0.643		B FF 92 X SL 83 1-0 P4		B FF 93 C FF 93 C FF 94 B CH 86 B SL 86 B SL 85 4-2 BB		B SL 85 C FF 93 S SL 86 X FF 94 1-2 G6-4-3 1-2f		F FC 95 F FC 90 B SI 94 F KC 79 S FC 89 1-3 K		3	0	0	0	1	1	3
41 Carlos Santana, S (1, 2) OBP: 0.429, SLG: 0.677		C FF 92 B FF 92 X FF 90 1-1 2B		C CU 75 B FF 93 F CH 86 S CH 87 1-3 K			C CU 72 B CH 85 F SL 82 B SI 93 S SL 85 2-3 K		B FF 95 F FF 95 B FF 94 B FF 94 F FF 94 F FC 89 X FC 90 3-2 11 DI 1B	4	0	2	0	0	2	1
9 Ryan Raburn, R (1, 9) OBP: 0.293, SLG: 0.297		C SL 83 F SL 83 B SI 90 D SL 86 F SL 86 B FF 94 S SL 86 3-3 K			B FF 91 C SL 84 B SL 84 F FF 92 S FF 93 2-3 K		B SL 84 X FF 92 1-0 11 FC5-4 8 1B 1B		C FF 94 S FC 90 B FF 93 S FC 91 1-3 K	4	0	1	0	0	3	2
8 Lonnie Chisenhall, L (1, 5) OBP: 0.269, SLG: 0.391		F SI 93 D SL 85 B FF 93 F FF 93 B SL 86 X SL 85 3-2 G3-1			F FF 92 B SI 93 F SL 85 B FF 94 F FF 94 X FF 92 2-2 11 FC6-4 1B		F FF 91 B FF 92 X CH 84 1-1 11 FC5-4 1-2 1B		X FF 94 0-0 P6	4	0	2	0	0	0	2
11 Drew Stubbs, R (1, 8) OBP: 0.316, SLG: 0.324			B SI 90 X FF 91 1-0 G5-3		B FF 92 C SI 92 B SL 84 B FF 92 F FF 93 X FF 93 3-2 FC6-4 1-2f		B SI 92 X SL 85 1-0 FC5-4 1-2f 2-3		B SI 94 S FF 94 D FC 91 F SI 94 S FC 90 2-3 K 1-2	4	0	0	0	0	1	4
Inning Stats	R: 0 E: 0 K: 1 S: 12 H: 1 LOB: 1 BB: 0 P: 19	R: 0 E: 0 K: 1 S: 10 H: 1 LOB: 1 BB: 0 P: 18	R: 0 E: 0 K: 0 S: 4 H: 0 LOB: 0 BB: 1 P: 12	R: 0 E: 0 K: 1 S: 12 H: 0 LOB: 1 BB: 1 P: 19	R: 0 E: 0 K: 1 S: 11 H: 1 LOB: 1 BB: 0 P: 19	R: 0 E: 0 K: 0 S: 8 H: 1 LOB: 1 BB: 1 P: 13	R: 0 E: 0 K: 1 S: 8 H: 2 LOB: 2 BB: 0 P: 14	R: 0 E: 0 K: 3 S: 11 H: 1 LOB: 1 BB: 0 P: 19	R: 0 E: 0 K: 2 S: 11 H: 1 LOB: 1 BB: 0 P: 17	1B: 6 2B: 2 3B: 0 HR: 0 SF: 0 SAC: 0 DP: 1 HBP: 0						

	AB	33
	R	0
	H	8
	RBI	0
	BB	3
	SO	10
	LOB	17

WP: 0 PA: 37
PB: 0
SB: 0
CS: 1

PITCHER		IP	WLS	BF	H	R	ER	SO	BB	IBB	HBP	BLK	WP	HR	S	P	ERA	WHIP
11 Jeremy Guthrie, R ERA: 3.06	(1, 1)	6.2	W	27	6	0	0	5	3	0	0	0	0	0	64	112	0.00	1.350
55 Tim Collins, L ERA: 1.13	(7, 1)	0.1	H	1	0	0	0	0	0	0	0	0	0	0	1	2	0.00	0.000
44 Luke Hochevar, R ERA: 1.23	(8, 1)	2.0		8	2	0	0	5	0	0	0	0	0	0	22	36	0.00	1.000

PITCHER		IP	WLS	BF	H	R	ER	SO	BB	IBB	HBP	BLK	WP	HR	S	P	ERA	WHIP

BOTTOM

Cleveland Indians @ Kansas City Royals

Kauffman Stadium, Kansas City, MO

Sun Apr 28 2013, 1:15 PM - 3:57 PM CDT

Att. 22,001 - Sunny - 68 F

livebaseballscorecards.com

Batter	1	2	3	4	5	6	7	8	9	AB	R	H	RBI	BB	SO	LOB
4 Alex Gordon, L (1, 7) OBP: 0.385, SLG: 0.560	B FF 94 C FF 92 B FF 93 B SI 90 F FF 92 B SI 90 4-2 16 G6-4-3 BB		F FF 92 C SL 82 B FF 93 C SL 84 1-3 K		B SL 78 F FF 94 B FF 94 B SI 90 F FF 92 S FF 91 3-3 K		1 SAFE B SL 82 X FF 92 1-0 2 FC4-6 1-3 1B	S SI 90 B SI 90 F SL 83 X SL 82 1-2 1-H HR		4	1	2	2	1	2	0
2 Alcides Escobar, R (1, 6) OBP: 0.333, SLG: 0.465	X FF 92 0-0 L4		C FF 91 F SI 92 S SL 83 0-3 K		X FF 89 0-0 HR		X FF 93 0-0 FC4-6 16 WP 35 1B 1-2f 3-H	C SI 89 X CH 82 0-1 G5-3		5	2	1	2	0	1	2
16 Billy Butler, R (1, 10) OBP: 0.402, SLG: 0.400	C FF 93 B SL 82 1 SAFE B SI 91 F SI 90 X SL 83 2-2 G6-4-3 1-2f		C SL 82 F SI 92 S SL 85 0-3 K		B SL 81 B FF 94 X SI 90 2-0 F8		C FF 92 1 SAFE B SL 84 B SI 92 B FF 95 F SI 89 B SL 83 4-2 13 HBP 35 1B 8 BB 1-2 BB	C CH 81 B CH 82 X FF 90 1-1 F8		4	1	0	0	1	1	1
35 Eric Hosmer, L (1, 3) OBP: 0.357, SLG: 0.317		B FF 94 C SI 90 S SL 82 S SL 85 1-3 K		X FF 91 0-0 G6-3	C FF 94 F SL 84 B FF 95 S SL 82 1-3 K		X FF 94 0-0 8 BB 13 HBP 1-2 2-H 1B	F SL 82 C SI 91 X FF 90 0-2 G5-3		5	0	1	1	0	2	0
13 Salvador Perez, R (1, 2) OBP: 0.277, SLG: 0.375		C SI 91 B SL 83 F SL 82 B SI 92 S FF 96 2-3 K		C FF 93 B SL 85 B SL 83 S SI 89 C SL 82 2-3 K		F SI 91 F SL 84 F SI 91 B FF 93 B SL 85 X SI 93 2-2 G6-3	S SI 92 H SI 92 1-1 8 BB 1-2 2-3 HBP			3	0	0	0	0	2	0
8 Mike Moustakas, L (1, 5) OBP: 0.263, SLG: 0.209		B SI 93 B SI 91 B FF 92 B FF 91 4-0 21 2B BB		B FF 93 B SI 87 B FF 92 B FF 90 4-0 21 1B 1 1B BB		X FF 91 0-0 1B	B SI 92 B SI 93 B SI 94 C SI 92 B SI 92 4-1 1-2 2-3 3-H BB			1	2	1	1	3	0	0
21 Jeff Francoeur, R (1, 9) OBP: 0.284, SLG: 0.338		B CH 82 S FF 94 B SI 93 F FF 94 F SL 85 X FF 94 2-2 1-H 1 2B 2B		C SL 81 F SL 83 F SL 85 F FF 94 X SI 94 0-2 1 1B 1-2 1B		F SI 89 F SI 91 S FF 93 0-3 K	F SI 94 B SI 94 F SI 92 C SI 94 1-3 K			4	1	2	1	0	2	4
1 Jarrod Dyson, L (1, 8) OBP: 0.300, SLG: 0.550		L FF 93 B SL 83 B FF 94 X FF 93 2-1 2-H 2B		C SL 81 X SL 81 0-1 17 S 1-3 2-H 1B		X SI 90 0-0 F8	B SI 94 X SI 92 1-0 F7			4	0	2	2	0	0	4
17 Chris Getz, L (1, 4) OBP: 0.258, SLG: 0.383		B FF 93 X SI 91 1-0 G3-1		C SI 89 X FF 93 0-1 B3 1-2			C FF 89 B SL 79 B FF 92 F FF 86 X FF 92 2-2 4 1B 2 FC4-6 1B	C FF 89 B SL 83 B FF 90 B FF 90 B SI 88 4-1 4 HR BB		3	2	1	0	1	0	3
Inning Stats	R: 0 E: 0 K: 0 S: 6 H: 0 LOB: 0 BB: 1 P: 12	R: 2 E: 0 K: 2 S: 13 H: 2 LOB: 1 BB: 1 P: 25	R: 0 E: 0 K: 3 S: 9 H: 0 LOB: 0 BB: 0 P: 10	R: 1 E: 0 K: 1 S: 13 H: 2 LOB: 2 BB: 1 P: 19	R: 1 E: 0 K: 2 S: 8 H: 1 LOB: 0 BB: 0 P: 14	R: 0 E: 0 K: 1 S: 9 H: 1 LOB: 1 BB: 0 P: 11	R: 3 E: 0 K: 1 S: 14 H: 3 LOB: 3 BB: 2 P: 28	R: 2 E: 0 K: 0 S: 11 H: 1 LOB: 0 BB: 1 P: 17		1B: 6 2B: 2 3B: 0 HR: 2 SF: 0 SAC: 0 DP: 1 HBP: 1						

	AB	33
	R	9
	H	10
	RBI	9
	BB	6
	SO	10
	LOB	14

PITCHER		IP	WLS	BF	H	R	ER	SO	BB	IBB	HBP	BLK	WP	HR	S	P	ERA	WHIP
63 Justin Masterson, R ERA: 3.12	(1, 1)	6.1	L	31	9	7	7	9	4	0	0	0	1	1	66	106	9.95	2.053
32 Matt Albers, R ERA: 4.05	(7, 1)	0.2		4	0	0	0	1	1	0	1	0	0	0	6	13	0.00	1.500
51 Scott Barnes, L ERA: 18.0	(8, 1)	1.0		5	1	2	2	0	1	0	0	0	0	1	11	17	18.00	2.000

PITCHER	IP	WLS	BF	H	R	ER	SO	BB	IBB	HBP	BLK	WP	HR	S	P	ERA	WHIP

Batter	1	2	3	4	5	6	7	8	9	AB	R	H	RBI	BB	SO	LOB
23 Michael Brantley, L (1, 7) OBP: 0.359, SLG: 0.333	B FF 92 C FF 92 B FF 91 F FF 92 B FF 93 X FF 93 3-2 12 1B 33 E 41 1B 1B	B FF 92 B FF 90 B FF 91 X FF 90 3-0 ③ P5		B CU 76 X FF 90 1-0 ② G1-3		B CU 76 D CU 75 C CU 74 C SI 85 F SI 85 H CU 74 3-2 1-2 HBP		C SI 96 B CU 78 X CU 78 1-1 13 3B 1B		4	2	2	0	0	0	0
13 Asdrúbal Cabrera, S (1, 6) OBP: 0.265, SLG: 0.351	B SI 90 S SI 89 1 SAFE C CU 76 C SL 80 1-3 ① K		B SI 88 X CH 82 1-0 41 1B 4 HR 1B	B CU 76 C SI 88 S CU 78 S SL 79 1-3 ③ K		C CU 76 T SI 86 F FF 86 B FF 88 F SI 86 X SL 84 1-2 ③ F8		B SI 95 F FF 95 B CU 78 X SI 94 2-1 1-H 33 SF9 3B		5	2	2	1	0	2	3
33 Nick Swisher, S (1, 3) OBP: 0.396, SLG: 0.423	1 SAFE C FF 91 X FF 92 0-1 FC5 41 1B 12 1B 4 FC3-6 1-2		B CU 76 F SI 87 X SI 89 1-1 ① F9		B SI 88 C CU 75 B FF 90 C SI 88 B SL 79 F SL 79 B FF 91 4-2 BB		B FF 86 F SL 82 X SI 84 1-1 41 1B 12 1B 4 SF8 1B	X SI 96 0-0 ② SF9 3-H		3	2	1	1	1	0	2
12 Mark Reynolds, R (1, 5) OBP: 0.356, SLG: 0.627	2 SAFE C SL 80 D SI 88 C FF 92 X SL 81 1-2 4 FC3-6 41 1B 1-2 2-3 1B		B SI 90 C CU 76 F FF 91 B FF 92 S SL 79 2-3 ② K		C FF 85 S SL 83 B CU 74 F FF 86 X CU 75 1-2 ① F8		B CU 76 C CU 76 B SI 86 F SL 82 X FF 88 2-2 4 SF8 41 1B 9 E 1-2 1B	C CU 83 S FF 95 B FF 95 X FF 94 1-2 ③ F9		5	1	2	0	0	1	2
41 Carlos Santana, S (1, 10) OBP: 0.453, SLG: 0.687	B FF 92 D SL 78 F SI 87 F SI 89 B SL 81 X SI 89 3-2 4 FC3-6 1-2 2-3 3-H 1B		C CU 76 X FF 92 0-1 4 HR 1-3 1B		1 SAFE C CU 73 B FF 86 X SI 85 1-1 ② P4		C CU 75 B FF 86 F FF 86 X SL 84 1-2 9 S 1-2 2-3 1B		B SI 92 S SI 93 F FF 93 B CU 82 B SI 95 X SI 94 3-2 4 G6-4-3 1B	5	1	4	1	0	0	1
4 Mike Aviles, R (1, 4) OBP: 0.273, SLG: 0.425	B SI 88 C SI 89 X SI 89 1-1 ② FC3-6 1-2f 2-3 3-H		D SL 78 1 SAFE B FF 91 X SI 88 2-0 1-H 3-H HR		X FF 86 0-0 ③ G3		C CU 76 X FF 86 0-1 ① SF8 2-3 3-H		C FF 94 F CU 81 B SI 94 F FF 94 B SI 94 D CU 83 X FF 94 3-2 ①② G6-4-3 1-2f	4	1	1	5	0	0	4
9 Ryan Raburn, R (1, 9) OBP: 0.283, SLG: 0.286	B CU 77 B CU 76 X SI 87 2-0 ③ G5-3		C SI 88 B FF 90 C CU 78 F SL 80 F SL 79 S FF 92 1-3 ③ K			C FF 86 F CU 71 B SL 82 F FF 86 S SL 82 1-3 ① K	T SI 86 B CU 76 B CU 73 D CH 78 C SL 82 F FF 87 1 SAFE F SL 82 1 SAFE 3-3 ② K 1-2 3-H		F FF 94 X FF 94 0-1 1B	5	0	1	0	0	3	3
10 Yan Gomes, R (1, 2) OBP: 0.208, SLG: 0.625		C FF 89 C CU 76 T SL 80 0-2 ① K		B SI 87 F SI 86 B CU 76 X SI 88 2-1 11 SF8 3B		C CU 75 B SL 83 C CU 76 S FF 87 1-3 K 23 HBP	C CU 77 B FF 86 B CU 77 X CU 77 2-1 ③ G6-3		B CU 78 X FF 92 1-0 ③ P6	5	1	1	0	0	2	2
11 Drew Stubbs, R (1, 8) OBP: 0.300, SLG: 0.310		X SI 87 0-0 ② G6-3		B CU 77 C CU 77 X CU 76 1-1 ① SF8 3-H		C SI 84 T SI 85 S SI 86 0-3 ② K		B FF 94 C FF 95 S SI 95 S CU 84 1-3 ① K		3	0	0	1	0	2	1
Inning Stats	R: 2 E: 1 K: 1 S: 17 H: 3 LOB: 2 BB: 0 P: 28	R: 0 E: 0 K: 1 S: 5 H: 0 LOB: 0 BB: 0 P: 8	R: 3 E: 0 K: 2 S: 14 H: 3 LOB: 0 BB: 0 P: 21	R: 1 E: 0 K: 1 S: 8 H: 1 LOB: 0 BB: 0 P: 13	R: 0 E: 0 K: 0 S: 10 H: 0 LOB: 1 BB: 1 P: 16	R: 0 E: 0 K: 3 S: 18 H: 0 LOB: 2 BB: 0 P: 24	R: 2 E: 1 K: 1 S: 18 H: 3 LOB: 1 BB: 0 P: 27	R: 2 E: 0 K: 1 S: 11 H: 2 LOB: 0 BB: 0 P: 16	R: 0 E: 0 K: 0 S: 10 H: 2 LOB: 1 BB: 0 P: 17	1B: 11 2B: 0 3B: 2 HR: 1 SF: 3 SAC: 0 DP: 1 HBP: 1						

TOP

Cleveland Indians @ Kansas City Royals

Kauffman Stadium, Kansas City, MO

Sun Apr 28 2013, 7:11 PM - 10:06 PM CDT

Att. 19,831 - Clear - 73 F

livebaseballscorecards.com

AB	39
R	10
H	14
RBI	9
BB	1
SO	10
LOB	18

WP: 0 PA: 44
PB: 1
SB: 1
CS: 0

PITCHER		IP	WLS	BF	H	R	ER	SO	BB	IBB	HBP	BLK	WP	HR	S	P	ERA	WHIP
53 Will Smith, L ERA: 9.0	(1, 1)	4.0	L	21	7	6	4	5	1	0	0	0	0	1	47	77	9.00	2.000
52 Bruce Chen, L ERA:	(5, 1)	3.0		14	3	2	0	4	0	0	1	0	0	0	43	60	0.00	1.000
27 Juan Gutierrez, R ERA: 6.14	(8, 1)	2.0		9	4	2	2	1	0	0	0	0	0	0	21	33	9.00	2.000

PITCHER	IP	WLS	BF	H	R	ER	SO	BB	IBB	HBP	BLK	WP	HR	S	P	ERA	WHIP

BOTTOM

Cleveland Indians @ Kansas City Royals

Kauffman Stadium, Kansas City, MO

Sun Apr 28 2013, 7:11 PM - 10:06 PM CDT

Att. 19,831 - Clear - 73 F

livebaseballscorecards.com

Batter	1	2	3	4	5	6	7	8	9	AB	R	H	RBI	BB	SO	LOB
4 Alex Gordon, L (1, 7) OBP: 0.370, SLG: 0.537	B SI 93 B SI 92 X SI 92 2-0 F7 ①		B SL 88 C SI 92 F CH 85 F SL 90 B SL 88 S SI 94 2-3 K ②	B SL 89 X SI 92 1-0 F8 ③			C CH 84 S SI 94 X SI 93 0-2 G4-3 ③			4	0	0	0	0	1	1
2 Alcides Escobar, R (1, 6) OBP: 0.351, SLG: 0.472 23 Elliot Johnson, S (8, PR) OBP: 0.125, SLG: 0.125 (9, 6)	B SI 93 B SL 88 C SI 91 B SL 89 C SI 93 X SI 94 3-2 1B		B SI 92 C SL 87 C CU 81 X SI 93 1-2 16 2B 1B		C CU 80 B SI 91 S SL 86 F SI 91 F CU 81 F SL 88 X SI 92 1-2 F8 ①			B FF 91 B FF 92 B FF 91 C FF 91 B FF 91 4-1 35 1B 16 BB 6 SF9-6 BB		3 0	0 1	2 0	0 0	1 0	0 0	0 0
16 Billy Butler, R (1, 10) OBP: 0.407, SLG: 0.412	B SI 92 B SL 90 1 SAFE X SI 92 2-0 F7 ②		X SI 93 0-0 1-3 2B		B SI 91 B SL 86 X SI 92 2-0 P4 ②			B FF 92 B FF 92 C FF 91 B FF 91 B FF 92 4-1 6 SF9-6 35 1B 1-2 BB		3	0	1	0	1	0	1
35 Eric Hosmer, L (1, 3) OBP: 0.351, SLG: 0.313	X SI 92 0-0 G4-3 ③		B SL 88 F SI 93 F SL 89 B FF 93 S SL 90 2-3 K ③		B SL 89 F SI 93 X CH 84 1-1 G4-3 ③			C SI 91 X SL 78 0-1 6 SF9-6 1-2 2-3 1B		4	0	1	0	0	1	3
6 Lorenzo Cain, R (1, 8) OBP: 0.378, SLG: 0.451		C SI 91 F SI 92 B SL 86 B SI 93 F SL 89 X SI 93 2-2 G5-3 ①		B SI 92 C SI 91 X SI 92 1-1 F9 ①		C SI 89 X SL 87 0-1 G6-3 ①		B FF 92 C FF 92 F FF 93 X FF 93 1-2 SF9-6 ①② 1-2 2-3 3-H		3	0	0	1	0	0	0
8 Mike Moustakas, L (1, 5) OBP: 0.263, SLG: 0.225		X SI 91 0-0 21 G6-3 2B		B SL 87 B SI 93 C SI 93 B SL 90 C SI 94 S SL 90 3-3 K ②		X SL 87 0-0 F7 ②		B FF 93 B FF 92 C SI 92 X FF 91 2-1 F8 ③		4	0	1	0	0	1	2
21 Jeff Francoeur, R (1, 9) OBP: 0.282, SLG: 0.333		B SI 93 B SL 88 S SI 93 S SL 88 X CU 81 2-2 G6-3 ② 2-3		X SI 92 0-0 26 2B 17 1B 1B		C SI 91 S SL 91 S SL 88 0-3 K ③			C FF 93 B SI 93 F SL 82 F SL 83 F SL 83 F FF 92 X FF 93 1-2 G1-3 ①	4	1	1	0	0	1	1
26 George Kottaras, L (1, 2) OBP: 0.400, SLG: 0.750		C SI 93 X CH 84 0-1 G4-3 ③		X SI 90 0-0 17 1B 1-3 2B			C SL 84 S CH 82 B SI 90 B CH 83 B SI 92 S 3-3 K ①		C FF 92 B SL 83 F FF 92 F SL 83 C FF 92 1-3 K ②	4	1	1	0	0	2	1
17 Chris Getz, L (1, 4) OBP: 0.258, SLG: 0.375			C SI 90 X SI 91 0-1 P6 ①	C SL 90 B SL 89 B SI 92 C SL 90 X SI 93 2-2 2-H 3-H 1B			C SI 91 B CH 83 B SL 89 C SI 92 F SI 92 C SL 89 2-3 K ②		B FF 92 C FF 93 F FF 92 S SL 81 1-3 K ③	4	0	1	2	0	2	0

Inning Stats	1	2	3	4	5	6	7	8	9
	R: 0 E: 0 K: 0 S: 6 H: 1 LOB: 1 BB: 0 P: 13	R: 0 E: 0 K: 0 S: 10 H: 1 LOB: 1 BB: 0 P: 14	R: 0 E: 0 K: 2 S: 13 H: 2 LOB: 2 BB: 0 P: 18	R: 2 E: 0 K: 1 S: 11 H: 3 LOB: 1 BB: 0 P: 18	R: 0 E: 0 K: 0 S: 9 H: 0 LOB: 0 BB: 0 P: 13	R: 0 E: 0 K: 1 S: 6 H: 0 LOB: 0 BB: 0 P: 6	R: 0 E: 0 K: 2 S: 10 H: 0 LOB: 0 BB: 0 P: 15	R: 1 E: 0 K: 0 S: 9 H: 1 LOB: 2 BB: 2 P: 20	R: 0 E: 0 K: 2 S: 13 H: 0 LOB: 0 BB: 0 P: 16

	AB	R	H	RBI	BB	SO	LOB
	33	3	8	3	2	8	9

	1B	SF:	WP:	PA:
	5	1	0	36
	2B: 4	SAC: 0	PB: 0	
	3B: 0	DP: 1	SB: 0	
	HR: 0	HBP: 0	CS: 0	

PITCHER		IP	WLS	BF	H	R	ER	SO	BB	IBB	HBP	BLK	WP	HR	S	P	ERA	WHIP
28 Corey Kluber, R ERA: 2.25	(1, 1)	7.0	W	28	7	2	2	6	0	0	0	0	0	0	65	97	2.57	1.000
52 Vinnie Pestano, R ERA: 2.25	(8, 1)	1.0		5	1	1	1	0	2	0	0	0	0	0	9	20	9.00	3.000
54 Chris Perez, R ERA: 1.13	(9, 1)	1.0		3	0	0	0	2	0	0	0	0	0	0	13	16	0.00	0.000

PITCHER	IP	WLS	BF	H	R	ER	SO	BB	IBB	HBP	BLK	WP	HR	S	P	ERA	WHIP

Cleveland Indians @ Kansas City Royals

Kauffman Stadium, Kansas City, MO

Mon Apr 29 2013, 7:11 PM - 9:47 PM CDT

Att. 14,255 - Partly Cloudy - 81 F

livebaseballscorecards.com

Batter	1	2	3	4	5	6	7	8	9	AB	R	H	RBI	BB	SO	LOB
23 Michael Brantley, L (1, 7) OBP: 0.371, SLG: 0.372	C FF 91 B SI 92 F SI 91 X SI 92 1-2 G4-3		B KC 77 F FF 89 X KC 80 1-1 13 1B 2B		B FF 90 C SI 92 B FF 92 X FF 91 2-1 13 2B 2B	C FF 93 B FC 90 F CH 88 F FC 89 X KC 80 1-2 1B		B CU 83 S FF 98 S CH 87 S CH 86 1-3 K ③		5	2	3	0	0	1	0
22 Jason Kipnis, L (1, 4) OBP: 0.260, SLG: 0.277	C FF 91 B FF 93 X SI 87 1-1 HR		B FF 90 S FF 92 F FF 90 C FC 88 1-3 K ①		B FF 93 D KC 82 B FF 93 C FF 92 B FC 90 4-1 13 2B 12 1B BB	X FF 94 0-0 P6 ②			C FF 92 B FF 93 B CU 75 F FF 93 X FF 93 2-2 F7 ①	4	2	1	1	1	2	
13 Asdrúbal Cabrera, S (1, 6) OBP: 0.287, SLG: 0.375 4 Mike Aviles, R (6, 6) OBP: 0.267, SLG: 0.415	B FF 92 C KC 80 B FF 93 F SI 92 B KC 83 B FF 92 4-2 33 1B 12 1B BB		X KC 81 0-0 33 G4-6-3 2-H 1B		S FF 93 F SI 92 B FC 89 X SI 92 1-2 12 1B 41 2B 1-3 2-H 2B	X SI 94 0-0 F8 ③			C FC 93 B FF 93 B CH 84 F FF 93 B CU 74 X FC 93 3-2 G4-3 ②	3 1	1 0	2 0	2 0	1 0	0 0	1 0
33 Nick Swisher, S (1, 3) OBP: 0.386, SLG: 0.410	C KC 81 F SI 91 B FF 90 F KC 82 B FC 86 X FF 93 2-2 12 1B 1-2 1B		F FC 90 C SI 93 B SI 92 X FC 87 1-2 G4-6-3 ② ③ 1-2f		X KC 85 0-0 G6-3 ②		B SI 94 B SI 94 F SI 95 B SI 94 F SI 96 F SI 96 X SL 86 3-2 F7 ①		C FF 93 B FF 94 C CU 75 B FC 94 F FF 94 X FF 93 2-2 G1-3 ③	5	0	1	0	0	0	3
12 Mark Reynolds, R (1, 10) OBP: 0.363, SLG: 0.620	C KC 80 B SI 92 X SI 93 1-1 1-2 2-H 1B ②			B KC 78 B FC 86 X FF 91 2-0 G5-3 ①	B FF 88 S FC 88 C FF 93 X FC 89 1-2 41 2B 9 HR 2-3 3-H 1B		S SL 86 X SL 86 0-1 G5-3 ②			4	1	2	1	0	0	0
41 Carlos Santana, S (1, 2) OBP: 0.456, SLG: 0.686 10 Yan Gomes, R (9, 2) OBP: 0.208, SLG: 0.625	B FF 93 C FF 91 B FF 94 C KC 82 F FF 94 S KC 84 2-3 K ③			B FF 93 B FC 90 B SI 91 B FF 93 4-0 9 CS BB	B FF 94 C KC 84 X FF 93 1-1 9 HR 1-3 3-H 2B		B SI 96 X SI 94 1-0 G4-3 ③			3 0	1 0	1 0	1 0	1 0	2 0	2 0
9 Ryan Raburn, R (1, 9) OBP: 0.340, SLG: 0.478		B FF 91 B SI 92 B SI 92 C FF 92 X FF 92 3-1 8 G6-3 1B		B FF 92 C FC 87 S FC 87 X FF 94 1-2 1-2 1B ②	B KC 83 F FC 86 B FF 92 F FC 87 X FC 86 2-2 2-H 3-H HR			B SI 99 S SI 97 B FF 99 F SI 97 B FF 100 X FF 98 3-2 HR		4	2	4	4	0	0	0
8 Lonnie Chisenhall, L (1, 5) OBP: 0.254, SLG: 0.368		F FF 92 B FF 90 X KC 82 1-1 G6-3 ① ② 1-2f		S KC 83 F FC 90 F FF 88 X FF 93 0-2 F9 ③	C FF 94 B KC 78 B KC 79 B FF 94 C FF 94 S FC 90 3-3 K ③			X SI 99 0-0 L4 ①		4	0	0	0	0	1	2
11 Drew Stubbs, R (1, 8) OBP: 0.286, SLG: 0.293		C FF 87 C KC 80 S FF 88 0-3 K ③			X FF 92 0-0 B3 ①	X FC 92 0-0 P4 ①		B FF 99 F SI 97 C CU 81 B CU 82 X SI 98 2-2 G6-3 ②		4	0	0	0	0	1	0

	AB	37
	R	9
	H	14
	RBI	9
	BB	3
	SO	5
	LOB	10

Inning Stats																												
	R: 1	H: 3	R: 0	H: 1	R: 1	H: 2	R: 0	H: 1	R: 6	H: 5	R: 0	H: 1	R: 0	H: 0	R: 1	H: 1	R: 0	H: 0	1B: 7	SF: 0	WP: 0	PA: 40						
	E: 0	LOB: 2	E: 0	LOB: 0	E: 0	LOB: 0	E: 0	LOB: 1	E: 0	LOB: 1	E: 0	LOB: 0	E: 0	LOB: 0	E: 0	LOB: 0	E: 0	LOB: 0	2B: 4	SAC: 0	PB: 0							
	K: 1	BB: 1	K: 1	BB: 0	K: 1	BB: 0	K: 0	BB: 1	K: 1	BB: 1	K: 0	BB: 0	K: 0	BB: 0	K: 1	BB: 0	K: 0	BB: 0	3B: 0	DP: 2	SB: 0							
	S: 17	P: 28	S: 7	P: 11	S: 9	P: 12	S: 8	P: 15	S: 19	P: 33	S: 7	P: 8	S: 8	P: 12	S: 10	P: 16	S: 10	P: 17	HR: 3	HBP: 0	CS: 1							

PITCHER		IP	WLS	BF	H	R	ER	SO	BB	IBB	HBP	BLK	WP	HR	S	P	ERA	WHIP
22 Wade Davis, R ERA: 5.55	(1, 1)	4.2	L	25	12	8	8	3	3	0	0	0	0	2	57	93	15.43	3.214
44 Luke Hochevar, R ERA: 1.04	(5, 1)	1.1		5	1	0	0	1	0	0	0	0	0	0	10	14	0.00	0.750
43 Aaron Crow, R ERA:	(7, 1)	1.0		3	0	0	0	0	0	0	0	0	0	0	8	12	0.00	0.000
40 Kelvin Herrera, R ERA: 5.56	(8, 1)	1.0		4	1	1	1	1	0	0	0	0	0	1	10	16	9.00	1.000
55 Tim Collins, L ERA: 1.0	(9, 1)	1.0		3	0	0	0	0	0	0	0	0	0	0	10	17	0.00	0.000

PITCHER	IP	WLS	BF	H	R	ER	SO	BB	IBB	HBP	BLK	WP	HR	S	P	ERA	WHIP

Batter	1	2	3	4	5	6	7	8	9	AB	R	H	RBI	BB	SO	LOB
4 Alex Gordon, L (1, 7) OBP: 0.356, SLG: 0.515	B FF 90 B SI 91 X SI 90 2-0 ① G3			C CU 74 B SI 94 S SL 83 X FF 95 1-2 ① L6		C CU 75 B SI 92 F FS 82 F CU 77 B SI 93 F FS 85 B SL 83 F FS 84 X FF 93 3-2 ③ G1-3		C FF 95 S FF 96 S FF 96 0-3 ③ K		4	0	0	0	0	1	2
2 Alcides Escobar, R (1, 6) OBP: 0.337, SLG: 0.452	C SI 93 F SI 92 B FF 95 F FS 83 S FF 95 1-3 ② K			C SL 82 C FS 85 X FF 94 0-2 ② F8			B SL 80 F FF 93 X SI 92 1-1 ① L4		B FF 96 X FF 96 1-0 ① G1-3	4	0	0	0	0	1	0
16 Billy Butler, R (1, 10) OBP: 0.416, SLG: 0.414 24 Miguel Tejada, R (9, PH) OBP: 0.286, SLG: 0.308	C FF 94 X SI 95 0-1 ③ G4-3			X SI 94 0-0 1B			B SL 81 B SI 92 B SI 92 C FF 92 B SI 93 4-1 6 FC6-4 BB		F FF 96 S KC 86 B KC 86 B FF 96 S KC 86 2-3 ② K2-3	2 1	0 0	1 0	0 0	1 0	0 1	0 0
35 Eric Hosmer, L (1, 3) OBP: 0.333, SLG: 0.294		F SI 93 S FS 82 B FF 94 B SI 95 F SL 86 X FF 96 2-2 ① G5-3		C SL 85 X FS 86 0-1 ③ G3			C SL 81 D FS 84 S SL 81 F FF 93 S FS 84 1-3 ② K		F FF 96 B FF 96 S KC 85 B FF 96 X FF 96 2-2 ③ F7	4	0	0	0	0	1	2
6 Lorenzo Cain, R (1, 8) OBP: 0.376, SLG: 0.438		B SI 95 B FS 86 B SI 95 B FF 92 4-0 8 G3-6-3 BB		B FF 89 C FF 89 C SL 84 B FS 82 B SL 80 X SI 93 3-2 ① G4-3			C SL 82 X FF 93 0-1 ③ FC6-4 1-2f			2	0	0	0	1	0	1
8 Mike Moustakas, L (1, 5) OBP: 0.265, SLG: 0.243		C FF 93 S FS 86 1 SAFE B SI 94 D FS 86 X FS 84 2-2 ②③ G3-6-3 1-2f		C SI 92 S FS 85 B FS 83 X SL 82 1-2 ② G6-3				B SL 80 B SI 88 F SI 89 F FS 82 B FS 84 F SI 90 X FF 93 3-2 21 1B 2B		3	0	1	0	0	0	1
21 Jeff Francoeur, R (1, 9) OBP: 0.284, SLG: 0.333			F SI 93 B SI 95 S FS 86 F SI 96 C SI 95 1-3 ① K	C SI 95 B SI 94 X FS 86 1-1 ③ P5				B CU 78 X SI 94 1-0 23 G1-3 1B 2-3		3	0	1	0	0	1	0
13 Salvador Perez, R (1, 2) OBP: 0.271, SLG: 0.366 26 George Kottaras, L (8, PH) OBP: 0.364, SLG: 0.667 (9, 2)			B SI 94 C SL 84 X SI 95 1-1 ② G4-3			B SI 91 X SL 81 1-0 ① G4-3		B FF 95 C FF 93 S FF 93 B FF 95 C FF 94 2-3 ① K		2 1	0 0	0 0	0 0	0 0	0 1	0 2
17 Chris Getz, L (1, 4) OBP: 0.250, SLG: 0.364 23 Elliot Johnson, S (8, PH) OBP: 0.118, SLG: 0.118 (9, 4)			C SI 93 S FS 84 F FF 95 F SI 95 F FS 86 F SL 80 F SI 94 X FF 94 0-2 ③ P5			B SI 90 C SI 90 F FS 83 S FS 82 1-3 ② K		X FF 94 0-0 ② G1-3 1-2		2 1	0 0	0 0	0 0	1 0	0 0	0 2
Inning Stats	R: 0 E: 0 K: 1 S: 7 H: 0 LOB: 0 BB: 0 P: 10	R: 0 E: 0 K: 0 S: 7 H: 0 LOB: 0 BB: 1 P: 15	R: 0 E: 0 K: 1 S: 14 H: 0 LOB: 0 BB: 0 P: 16	R: 0 E: 0 K: 0 S: 9 H: 1 LOB: 1 BB: 0 P: 10	R: 0 E: 0 K: 0 S: 8 H: 0 LOB: 0 BB: 0 P: 13	R: 0 E: 0 K: 1 S: 10 H: 0 LOB: 0 BB: 0 P: 15	R: 0 E: 0 K: 1 S: 9 H: 0 LOB: 1 BB: 1 P: 15	R: 0 E: 0 K: 2 S: 12 H: 2 LOB: 2 BB: 0 P: 18	R: 0 E: 0 K: 1 S: 7 H: 0 LOB: 0 BB: 0 P: 12	1B: 2 2B: 1 3B: 0 HR: 0 SF: 0 SAC: 0 DP: 1 HBP: 0						

PITCHER		IP	WLS	BF	H	R	ER	SO	BB	IBB	HBP	BLK	WP	HR	S	P	ERA	WHIP
30 Ubaldo Jiménez, R ERA: 7.13	(1, 1)	7.0	W	25	3	0	0	4	2	0	0	0	0	0	69	103	0.00	0.714
50 Nick Hagadone, L ERA: 2.84	(8, 1)	1.0		3	0	0	0	2	0	0	0	0	0	0	7	9	0.00	0.000
37 Cody Allen, R ERA: 2.38	(9, 1)	1.0		3	0	0	0	1	0	0	0	0	0	0	7	12	0.00	0.000

PITCHER	IP	WLS	BF	H	R	ER	SO	BB	IBB	HBP	BLK	WP	HR	S	P	ERA	WHIP

BOTTOM

Cleveland Indians @ Kansas City Royals

Kauffman Stadium, Kansas City, MO

Mon Apr 29 2013, 7:11 PM - 9:47 PM CDT

Att. 14,255 - Partly Cloudy - 81 F

livebaseballscorecards.com

AB	29
R	0
H	3
RBI	0
BB	2
SO	7
LOB	10

Batter	1	2	3	4	5	6	7	8	9	AB	R	H	RBI	BB	SO	LOB
11 Jimmy Rollins, S (1, 6) OBP: 0.313, SLG: 0.394	C FF 90 F FF 90 B CH 85 B FF 91 F FF 91 B SI 92 X SI 91 3-2 L8 ①		C CU 75 F CH 85 X CH 85 0-2 F7 ③			C FF 89 B CU 76 S FF 91 F FF 92 B CH 85 F FF 91 C CU 78 2-3 K ①		B FF 94 B FF 93 B FF 94 C FF 94 B FF 95 4-1 28 G6-4-3 10 BB BB		3	0	0	0	0	1	0
13 Freddy Galvis, S (6, 6) OBP: 0.300, SLG: 0.417										0	0	0	0	1	0	0
10 Michael Young, R (1, 5) OBP: 0.412, SLG: 0.418	C FF 92 C FF 89 F FF 90 F SI 92 B SI 87 T FF 92 1-2 K ②			C SI 90 B CU 80 B SL 84 F SI 91 X SI 93 2-2 G6-3 ①		C SL 85 F FF 93 F FF 93 B CH 86 B FF 93 X FF 92 2-2 L7 ②		C FF 94 B FF 93 B FF 94 C FF 93 B FF 94 F FF 94 B FF 94 4-2 28 G6-4-3 1-2 BB		3	0	0	0	1	1	0
26 Chase Utley, L (1, 4) OBP: 0.340, SLG: 0.531	C FF 91 B SL 88 B FF 92 X FF 92 2-1 G3 ③			B CU 78 X FF 92 1-0 F8 ②		B CU 76 B FF 92 B FF 91 C FF 89 X FF 90 3-1 HR		C FF 94 X FF 94 0-1 G6-4-3 1-2f 2-3 ① ②		3	1	1	1	0	0	0
28 Kevin Frandsen, R (6, 4) OBP: 0.348, SLG: 0.381										1	0	0	0	0	0	2
6 Ryan Howard, L (1, 3) OBP: 0.297, SLG: 0.463		C CU 76 S CU 77 S FF 91 0-3 K ①		F SI 93 B CH 81 X CU 78 1-1 L7 ③		C CU 78 S CU 81 X CU 80 0-2 3 1B 2B		S FF 95 C SL 83 X FF 96 0-2 G6-3 ③		4	0	1	0	0	1	1
3 Delmon Young, R (1, 10) OBP: 0.750, SLG: 1.667		C FF 92 B SL 88 X SI 93 1-1 HR			B FF 90 C CU 75 S CU 78 F CH 83 H FF 89 2-2 51 G5-3 9 BB HBP	B SL 85 B FF 93 F FF 92 X SL 84 2-1 2-3 1B			C SI 92 X CU 85 0-1 F8 ①	3	1	2	1	0	0	0
9 Domonic Brown, L (1, 7) OBP: 0.309, SLG: 0.372		F FF 90 X FF 91 0-1 F8 ②			C FF 88 B CU 75 B FF 90 F SI 88 B CH 83 F FF 91 B FF 90 4-2 51 G5-3 1-2 BB	X FF 91 0-0 F8 ③			X SI 92 0-0 L8 ②	3	0	0	0	1	0	2
51 Carlos Ruiz, R (1, 2) OBP: 0.125, SLG: 0.250		C FF 91 B CU 79 F SL 85 C FF 92 1-3 K ③			C SL 85 B CU 77 C SI 92 X CU 79 1-2 G5-3 ① 1-2 2-3		B FF 91 F SI 91 F SL 84 B FF 92 B CU 79 X SI 90 3-2 F8 ①		C SI 93 B SI 92 X SI 92 1-1 G6-3 ③	4	0	0	0	0	1	2
15 John Mayberry Jr., R (1, 9) OBP: 0.324, SLG: 0.470			B CU 78 B SI 92 B FF 91 C FF 90 X FF 91 3-1 L9 ①		X SI 93 0-0 G1-3 ②		B FF 91 B FF 91 F FF 91 X FF 92 2-1 2 G4-6-3 1B			3	0	1	0	0	0	2
2 Ben Revere, L (1, 8) OBP: 0.234, SLG: 0.222			C SI 89 X FF 91 0-1 G4-3 ②		C SI 90 X SI 92 0-1 G6-3 ③		C SI 89 X SI 90 0-1 G4-6-3 1-2f ② ③			3	0	0	0	0	0	3
Inning Stats	R: 0 E: 0 K: 1 S: 11 H: 0 LOB: 0 BB: 0 P: 17	R: 1 E: 0 K: 2 S: 10 H: 1 LOB: 0 BB: 0 P: 12	R: 0 E: 0 K: 0 S: 7 H: 0 LOB: 0 BB: 0 P: 10	R: 0 E: 0 K: 0 S: 6 H: 0 LOB: 0 BB: 0 P: 10	R: 0 E: 0 K: 0 S: 12 H: 0 LOB: 2 BB: 1 P: 19	R: 1 E: 0 K: 1 S: 17 H: 3 LOB: 2 BB: 0 P: 26	R: 0 E: 0 K: 0 S: 7 H: 1 LOB: 0 BB: 0 P: 12	R: 0 E: 0 K: 0 S: 10 H: 0 LOB: 1 BB: 2 P: 18	R: 0 E: 0 K: 0 S: 5 H: 0 LOB: 0 BB: 0 P: 6	1B: 2 2B: 1 3B: 0 HR: 2	SF: 0 SAC: 0 DP: 2 HBP: 1	WP: 0 PB: 0 SB: 0 CS: 0	PA: 34				

PITCHER		IP	WLS	BF	H	R	ER	SO	BB	IBB	HBP	BLK	WP	HR	S	P	ERA	WHIP
34 Zach McAllister, R ERA: 3.3	(1, 1)	7.0	W	27	5	2	2	4	1	0	1	0	0	2	70	106	2.57	0.857
50 Nick Hagadone, L ERA: 2.45	(8, 1)	1.0		4	0	0	0	0	2	0	0	0	0	0	10	18	0.00	2.000
32 Matt Albers, R ERA: 3.52	(9, 1)	1.0		3	0	0	0	0	0	0	0	0	0	0	5	6	0.00	0.000

PITCHER	IP	WLS	BF	H	R	ER	SO	BB	IBB	HBP	BLK	WP	HR	S	P	ERA	WHIP

TOP

Philadelphia Phillies @ Cleveland Indians

Progressive Field, Cleveland, OH

Tue Apr 30 2013, 7:08 PM - 9:40 PM EDT

Att. 10,841 - Clear - 76 F

livebaseballscorecards.com

AB	30
R	2
H	5
RBI	2
BB	3
SO	4
LOB	12

Batter	1	2	3	4	5	6	7	8	9	AB	R	H	RBI	BB	SO	LOB
23 Michael Brantley, L (1, 7) OBP: 0.363, SLG: 0.396	C SI 89 C FC 87 B SI 91 F FC 89 T SI 84 1-2 ① **K**	X SI 90 0-0 ③ **G4-3**		X FC 88 0-0 ① **L8** 2-3	C FF 90 S FC 87 B SI 90 B FC 87 X FC 87 2-2 **HR** 1-H		B SI 88 F SI 88 B SI 88 S CU 78 B CU 80 S CU 79 3-3 ③ **K**			5	1	1	2	0	2	2
22 Jason Kipnis, L (1, 4) OBP: 0.269, SLG: 0.286	B FC 89 C SI 91 B CH 83 B FC 90 X SI 92 3-1 **13 G3 13 S 41 HR 1B**		B SI 89 X CH 82 1-0 **41 CS 1B**	C SI 90 B CU 79 X FC 88 1-1 ② **G3** 1-2	X SI 91 0-0 ③ **G6-3**			C SI 96 B SI 97 X SI 96 1-1 ① **G3**		5	1	2	0	0	0	2
13 Asdrúbal Cabrera, S (1, 6) OBP: 0.286, SLG: 0.369 4 Mike Aviles, R (7, 6) OBP: 0.283, SLG: 0.429	F FC 88 C CU 79 B SI 85 F CU 80 B FC 90 X FC 90 2-2 ② **G3** 1-3		X FC 88 0-0 ① **P5**	C CU 78 X SI 90 0-1 **1B** 2-H 3-H		B SI 87 B SI 88 F SI 87 F SI 88 S CH 77 2-3 ① **K**		F SI 96 B SI 96 F SI 96 F CU 82 X CU 81 1-2 **25 1B 41 WP 1B**		4 1	0 0	1 1	2 0	0 0	1 0	2 0
41 Carlos Santana, S (1, 2) OBP: 0.476, SLG: 0.722 (8, 3)	C FC 88 B SI 85 B CU 79 X CU 79 2-1 **HR** 3-H		B FC 87 B FC 88 B SI 91 C SI 89 C FC 90 B CH 83 4-2 ② **BB** 1-2	C SI 90 B FC 88 D FF 86 C CH 83 C SI 91 2-3 ③ **K**		C SI 88 S CU 80 B CU 78 B CU 79 B CH 78 F CU 78 B SI 89 4-2 **25 G6-3 BB**		D SI 95 F SI 97 B FS 85 B SI 95 B SI 97 4-1 **25 1B BB** 1-2		2	1	1	2	3	1	1
25 Jason Giambi, L (1, 10) OBP: 0.290, SLG: 0.500	B FC 90 B SI 91 S SI 92 B FC 90 B SI 92 4-1 **12 HR BB**		S SI 91 F FC 88 B SI 91 B CH 84 S CU 80 2-3 ③ **K**		B SI 89 B FF 89 C FF 89 X SI 90 2-1 **12 G3 9 HR 2B**	C SI 88 B CH 76 B CU 79 B SI 89 X SI 88 3-1 ② ③ **G6-3** 1-2f		X SI 96 0-0 **10 G6-4-3** 1-2 2-3 **1B**		4	2	2	0	1	1	2
12 Mark Reynolds, R (1, 3) OBP: 0.368, SLG: 0.651 10 Yan Gomes, R (8, 2) OBP: 0.200, SLG: 0.600	B FC 89 X FC 90 1-0 **HR** 1-H			B SI 88 B CH 81 C CH 82 B SI 89 S FC 89 X SI 92 3-2 **8 HR 1B**	B SI 89 F FC 87 B CH 84 B SI 86 F FC 88 X SI 90 3-2 ① **G3** 2-3		F CU 79 B SI 88 C CH 78 B SI 89 F SI 88 T SI 89 2-2 ① **K**	C CU 81 F SI 95 X CU 80 0-2 ② ③ **G6-4-3** 1-2f		4 1	2 0	2 0	2 0	0 0	1 0	1 3
8 Lonnie Chisenhall, L (1, 5) OBP: 0.253, SLG: 0.403	C SI 91 F FC 91 B CU 78 F FC 91 B FC 90 X FC 89 2-2 ③ **G4-3**			B CU 78 X FC 89 1-0 **HR** 1-H	B CU 76 X SI 90 1-0 ② **G6-3**		B CU 80 C CU 79 S CU 80 S SI 89 1-3 ② **K**			4	1	1	2	0	1	1
9 Ryan Raburn, R (1, 9) OBP: 0.370, SLG: 0.620		C SI 90 S CH 83 X SI 91 0-2 ① **L3**		X SI 90 0-0 **23 L8 11 1B 13 1B 1B**	X FC 89 0-0 **3-H HR**		B SI 90 X CH 78 1-0 **HR**			4	3	3	3	0	0	0
11 Drew Stubbs, R (1, 8) OBP: 0.307, SLG: 0.354		B CU 76 C FC 88 S FC 90 B SI 91 S CH 83 2-3 ② **K**		B FC 87 B CU 78 B FC 88 C SI 88 X SI 89 3-1 **22 S 13 1B 1B** 1-2	C SI 90 X CU 78 0-1 **23 HR 1B**		B SI 88 F SI 88 X CU 80 1-1 **HR**			4	3	3	1	0	1	0
Inning Stats	R: 4 E: 0 K: 1 S: 18 H: 3 LOB: 0 BB: 1 P: 33	R: 0 E: 0 K: 1 S: 7 H: 0 LOB: 0 BB: 0 P: 9	R: 0 E: 0 K: 1 S: 7 H: 1 LOB: 1 BB: 1 P: 14	R: 4 E: 0 K: 1 S: 15 H: 5 LOB: 1 BB: 0 P: 25	R: 4 E: 0 K: 0 S: 13 H: 4 LOB: 0 BB: 0 P: 21	R: 0 E: 0 K: 1 S: 8 H: 0 LOB: 0 BB: 1 P: 17	R: 2 E: 0 K: 3 S: 13 H: 2 LOB: 0 BB: 0 P: 21	R: 0 E: 0 K: 0 S: 11 H: 2 LOB: 2 BB: 1 P: 17		1B: 9 2B: 1 3B: 0 HR: 7 SF: 0 SAC: 0 DP: 2 HBP: 0					

BOTTOM

Philadelphia Phillies @ Cleveland Indians

Progressive Field, Cleveland, OH

Tue Apr 30 2013, 7:08 PM - 9:40 PM EDT

Att. 10,841 - Clear - 76 F

livebaseballscorecards.com

AB	38
R	14
H	17
RBI	14
BB	4
SO	8
LOB	14

PITCHER		IP	WLS	BF	H	R	ER	SO	BB	IBB	HBP	BLK	WP	HR	S	P	ERA	WHIP
34 Roy Halladay, R ERA: 6.75	(1, 1)	3.2	L	21	9	8	8	3	2	0	0	0	0	3	44	76	19.64	3.000
45 Chad Durbin, R ERA: 7.0	(4, 1)	1.1		8	4	4	4	1	0	0	0	0	0	2	16	26	27.00	3.000
46 Raul Valdes, L ERA: 7.98	(6, 1)	2.0		8	2	2	2	4	1	0	0	0	0	2	21	38	9.00	1.500
48 Phillippe Aumont, R ERA: 3.52	(8, 1)	1.0		5	2	0	0	0	1	0	0	0	1	0	11	17	0.00	3.000

PITCHER	IP	WLS	BF	H	R	ER	SO	BB	IBB	HBP	BLK	WP	HR	S	P	ERA	WHIP

Philadelphia Phillies @ Cleveland Indians

Progressive Field, Cleveland, OH

Wed May 01 2013, 7:08 PM - 10:10 PM EDT

Att. 12,730 - Clear - 68 F

TOP

livebaseballscorecards.com

Batter	1	2	3	4	5	6	7	8	9	AB	R	H	RBI	BB	SO	LOB
11 Jimmy Rollins, S (1, 6) OBP: 0.310, SLG: 0.383	B FF 93 F FF 92 B CH 86 B FF 93 B FF 92 4-1 10 CS BB		C CH 86 S CH 83 X KC 77 0-2 ② F8 1-3		B CH 85 C FF 94 B CH 84 X FF 95 2-1 ① L4		F FC 92 C FC 95 X SL 82 0-2 FC4 10 G4-6-3 1-2			3	0	0	0	1	0	4
10 Michael Young, R (1, 5) OBP: 0.396, SLG: 0.400	C FF 93 B FF 93 C SL 83 D KC 77 1 SAFE B FF 94 S FF 95 3-3 ①② K 1-2		C SL 84 C SL 83 B FF 96 C KC 80 1-3 ③ K		C FF 94 D KC 77 B FF 94 X FF 94 2-1 ② F8 2-3		F FC 94 B FC 93 F FC 93 F SL 83 B FC 93 F FC 93 B SL 83 X FC 94 3-2 ①② G4-6-3 1-2f 2-3			4	0	0	0	0	2	6
26 Chase Utley, L (1, 4) OBP: 0.345, SLG: 0.520	B CH 88 B FF 94 B FF 94 C CH 88 C FF 94 F CH 86 F FF 96 B CH 83 4-2 BB			B FF 92 B CH 87 B FF 92 B FF 93 4-0 3 FC4-6 BB	1 SAFE C CH 88 S SL 85 X FF 95 0-2 ③ F7		C SI 90 F SL 84 X SI 91 0-2 ③ G4-3			2	0	0	0	2	0	3
6 Ryan Howard, L (1, 3) OBP: 0.286, SLG: 0.444	S CH 86 B CH 81 B KC 76 C CH 88 C KC 78 2-3 ③ K			F FF 93 F SL 81 B KC 77 1 SAFE X KC 77 1-2 ① F9		B FC 94 B FC 92 B FC 93 C FC 93 X FC 94 3-1 ① G4-3		S SL 84 X SL 83 0-1 ① F8		4	0	0	0	0	1	2
3 Delmon Young, R (1, 10) OBP: 0.500, SLG: 0.833		C FF 93 X FF 92 0-1 ① L9		F FF 94 X SL 81 0-1 ② FC4-6 9 1B 1-2f	B SL 81 B FC 94 S FC 94 F FC 93 B CU 79 B FC 94 4-2 9 1B BB			C FF 91 F SL 84 S SL 83 0-3 ② K		3	0	0	0	1	1	1
9 Domonic Brown, L (1, 7) OBP: 0.317, SLG: 0.378		B SL 83 F FF 93 B CH 84 F CH 83 F SL 84 X KC 78 2-2 ② G3		B KC 74 X CH 87 1-0 1-2 1B	C FC 94 B FC 94 C FC 94 B CU 80 X FC 95 2-2 1-2 1B			F FF 92 F FF 92 B SL 84 C SL 84 1-3 ③ K		4	0	2	0	0	1	0
51 Carlos Ruiz, R (1, 2) OBP: 0.083, SLG: 0.167		B FF 93 B FF 94 S SL 83 B SL 81 C FF 94 S SL 82 3-3 ③ K		B FF 93 C SL 82 F FF 94 T KC 77 1-2 ③ K	C FC 95 F SL 81 B FC 95 S FC 94 1-3 ② K				X FF 95 0-0 ① F9	4	0	0	0	0	3	4
19 Laynce Nix, L (1, 9) OBP: 0.321, SLG: 0.417			B FF 93 B FF 92 B FF 92 C FF 92 C CH 87 B FF 94 4-2 2 FC1-6 BB	F CH 85 B CH 79 B CH 82 F FF 94 B SL 84 B SL 84 4-2 10 2 F8 BB BB	F FC 94 B FC 94 S FC 94 B CU 80 F FC 95 C FF 92 2-3 ③ K			C FF 95 B KC 84 F FF 95 F FF 96 B KC 86 B FF 96 X FF 96 3-2 ② F8	2	0	0	0	2	1	2
2 Ben Revere, L (1, 8) OBP: 0.245, SLG: 0.226			B CH 85 X FF 93 1-0 ① FC1-6 11 F8 11 S 1-2f	B FF 94 B FF 93 C CH 86 B CH 86 F FF 94 F FF 94 B KC 78 4-2 1-2 BB		C FC 92 X FC 91 0-1 10 G4-6-3 11 FC4 1B			B FF 96 B FF 96 C FF 96 X FF 96 2-1 ③ L8	3	0	1	0	1	0	1
Inning Stats	R: 0 E: 0 K: 2 S: 11 H: 0 LOB: 1 BB: 2 P: 24	R: 0 E: 0 K: 1 S: 9 H: 0 LOB: 0 BB: 0 P: 14	R: 0 E: 0 K: 1 S: 9 H: 0 LOB: 1 BB: 1 P: 15	R: 0 E: 0 K: 1 S: 9 H: 1 LOB: 2 BB: 1 P: 16	R: 0 E: 0 K: 0 S: 12 H: 0 LOB: 2 BB: 2 P: 24	R: 0 E: 0 K: 2 S: 14 H: 1 LOB: 2 BB: 1 P: 26	R: 0 E: 0 K: 0 S: 13 H: 1 LOB: 1 BB: 0 P: 16	R: 0 E: 0 K: 2 S: 8 H: 0 LOB: 0 BB: 0 P: 9	R: 0 E: 0 K: 0 S: 7 H: 0 LOB: 0 BB: 0 P: 12	1B: 3 2B: 0 3B: 0 HR: 0	SF: 0 SAC: 0 DP: 1 HBP: 0			WP: 0 PB: 0 SB: 1 CS: 1	PA: 36		

	AB	29
	R	0
	H	3
	RBI	0
	BB	7
	SO	9
	LOB	23

PITCHER		IP	WLS	BF	H	R	ER	SO	BB	IBB	HBP	BLK	WP	HR	S	P	ERA	WHIP
47 Trevor Bauer, R ERA: 2.7	(1, 1)	5.0	W	21	1	0	0	5	6	0	0	0	0	0	50	93	0.00	1.400
27 Bryan Shaw, R ERA: 0.75	(6, 1)	1.2		8	2	0	0	2	1	0	0	0	0	0	24	39	0.00	1.800
53 Rich Hill, L ERA: 3.38	(7, 1)	0.2		2	0	0	0	0	0	0	0	0	0	0	5	5	0.00	0.000
38 Joe Smith, R ERA:	(8, 1)	0.2		2	0	0	0	2	0	0	0	0	0	0	6	7	0.00	0.000
37 Cody Allen, R ERA: 2.19	(9, 1)	1.0		3	0	0	0	0	0	0	0	0	0	0	7	12	0.00	0.000

PITCHER	IP	WLS	BF	H	R	ER	SO	BB	IBB	HBP	BLK	WP	HR	S	P	ERA	WHIP

Batter	1	2	3	4	5	6	7	8	9	AB	R	H	RBI	BB	SO	LOB
23 Michael Brantley, L (1, 7) OBP: 0.374, SLG: 0.406	C SI 90 X FC 87 0-1 L7 ①		X FF 91 0-0 22 BB 13 2B 1B	C FC 88 B CU 76 X CH 85 1-1 1B		C SI 91 F SI 90 F FC 88 X CU 76 0-2 1-2 1B	C SI 90 B SI 91 D SI 91 X FF 89 2-1 P6 ③			5	1	3	0	0	0	3
22 Jason Kipnis, L (1, 4) OBP: 0.265, SLG: 0.270	C SI 90 B SI 91 B FC 88 C FC 87 F FC 89 B SI 92 X SI 92 3-2 G3 ②		B FF 90 B SI 90 B CH 85 B FF 90 4-0 13 2B 1-2 BB	B FC 85 C SI 90 X SI 91 1-1 F8 ③		S FC 87 F FF 92 B SI 92 F SI 92 S FC 90 1-3 K ②		C SI 95 B CU 80 B SI 94 F SI 95 S CU 81 2-3 K ①		4	1	0	0	1	2	3
13 Asdrúbal Cabrera, S (1, 10) OBP: 0.292, SLG: 0.375	F SI 91 B SI 92 B SI 92 X CH 86 2-1 G5-3 ③		X FC 88 0-0 12 1B 9 1B 1-H 2-H 2B		S FF 90 X SI 92 0-1 B2-3 ①	C CH 84 C SI 91 X SI 92 0-2 F9 ③		H CU 81 1-0 41 1B HBP		4	1	1	2	0	0	2
12 Mark Reynolds, R (1, 5) OBP: 0.360, SLG: 0.625		X SI 90 0-0 P6 ①	B CH 85 X CH 85 1-0 9 1B 2-3 1B		B SI 90 X FC 88 1-0 E6 9 2B		B FF 90 F FF 90 C FF 91 X SL 83 1-2 F8 ①	B SI 96 B SI 96 F SI 95 F SI 94 F CU 81 S CU 81 2-3 K ②		5	1	1	0	0	1	1
41 Carlos Santana, S (1, 3) OBP: 0.483, SLG: 0.711		C SI 91 B FF 91 B SI 92 B FC 88 S CH 86 B SI 93 4-2 9 1B 4 SF7 BB	C CU 75 C CH 85 F SI 92 F SI 93 F SI 92 B SI 87 S FC 88 1-3 K ②		B CH 84 C CH 84 C SI 91 B FC 89 C SI 92 2-3 K ②		C FF 90 X FF 90 0-1 10 1B 9 1B 11 1B 1B	S SI 95 B SI 94 B CU 77 X SI 95 2-1 1-2 1B		4	2	2	0	1	2	3
9 Ryan Raburn, R (1, 9) OBP: 0.407, SLG: 0.655		C FC 89 X SI 92 0-1 4 SF7 1-3 1B	B SI 92 B FC 88 B FC 87 C SI 91 S FC 88 X CH 86 3-2 1-2 3-H 1B		D CU 76 C FC 88 D CU 75 F SI 90 X CH 85 2-2 2-H 2B		X SI 90 0-0 11 1B 10 1B 1-2 1B	B SI 95 F SI 95 F SI 95 B CU 81 S CU 80 2-3 K ③		5	0	4	2	0	1	2
4 Mike Aviles, R (1, 6) OBP: 0.260, SLG: 0.400		X CH 85 0-0 SF7 ② 1-2 3-H	C FC 88 C CU 74 X SI 90 0-2 F9 ③		C FC 87 F SI 91 X SI 91 0-2 L8 ③		C FF 91 F FF 91 B FF 90 F FF 90 X SL 82 1-2 F8 ②			3	0	0	1	0	0	5
10 Yan Gomes, R (1, 2) OBP: 0.207, SLG: 0.552		C FC 87 F SI 91 F FC 88 X CH 85 0-2 F8 ③		F SI 90 C FC 87 S CU 74 0-3 K ①		C CH 83 B SI 90 X SI 88 1-1 G5-3 ①	B SL 82 B FF 90 F FF 90 X CH 83 2-1 11 1B 1-2 2-3 1B			4	0	1	0	0	1	1
11 Drew Stubbs, R (1, 8) OBP: 0.315, SLG: 0.361			B CH 84 S CH 84 X SI 90 1-1 F8 ① 2-2 F9 ②	C FC 86 B CU 75 C FC 86 B FC 88 X SI 91		S FC 87 B SL 81 X FC 86 1-1 23 1B 1B	C SI 90 X SI 91 0-1 1-2 2-3 3-H 1B			4	0	2	1	0	0	0
Inning Stats	R: 0 E: 0 K: 0 S: 8 H: 0 LOB: 0 BB: 0 P: 13	R: 1 E: 0 K: 0 S: 10 H: 1 LOB: 1 BB: 1 P: 14	R: 3 E: 0 K: 1 S: 17 H: 4 LOB: 2 BB: 1 P: 27	R: 0 E: 0 K: 1 S: 10 H: 1 LOB: 1 BB: 0 P: 14	R: 1 E: 1 K: 1 S: 12 H: 1 LOB: 1 BB: 0 P: 17	R: 0 E: 0 K: 1 S: 15 H: 2 LOB: 2 BB: 0 P: 18	R: 1 E: 0 K: 0 S: 16 H: 4 LOB: 3 BB: 0 P: 22	R: 0 E: 0 K: 3 S: 12 H: 1 LOB: 2 BB: 0 P: 21		1B: 12 2B: 2 3B: 0 HR: 0 SF: 1 SAC: 0 DP: 0 HBP: 1						

PITCHER		IP	WLS	BF	H	R	ER	SO	BB	IBB	HBP	BLK	WP	HR	S	P	ERA	WHIP
33 Cliff Lee, L ERA: 3.46	(1, 1)	6.0	L	30	9	5	4	4	2	0	0	0	0	0	72	103	6.00	1.833
47 Jeremy Horst, L ERA: 6.17	(7, 1)	1.0		7	4	1	1	0	0	0	0	0	0	0	16	22	9.00	4.000
48 Phillippe Aumont, R ERA: 3.12	(8, 1)	1.0		5	1	0	0	3	0	0	1	0	0	0	12	21	0.00	1.000

PITCHER	IP	WLS	BF	H	R	ER	SO	BB	IBB	HBP	BLK	WP	HR	S	P	ERA	WHIP

BOTTOM

Philadelphia Phillies @ Cleveland Indians

Progressive Field, Cleveland, OH

Wed May 01 2013, 7:08 PM - 10:10 PM EDT

Att. 12,730 - Clear - 68 F

livebaseballscorecards.com

AB	38
R	6
H	14
RBI	6
BB	2
SO	7
LOB	20

WP: 0	PA: 42		
PB: 0			
SB: 0			
CS: 0			

Minnesota Twins @ Cleveland Indians

Progressive Field, Cleveland, OH

Fri May 03 2013, 7:06 PM - 10:33 PM EDT

Att. 20,200 - Clear - 76 F

livebaseballscorecards.com

TOP

Batter	1	2	3	4	5	6	7	8	9	10	AB	R	H	RBI	BB	SO	LOB
2 Brian Dozier, R (1, 4) OBP: 0.299, SLG: 0.316	C FF 93 F FF 93 X SI 94 0-2 7 1B 33 SF7 1B		B FF 93 X FF 93 1-0 7 G6-3 7 S 1B		X FF 93 0-0 ① SH2-3 1-2		C FF 90 B SI 90 B SL 81 F FF 91 B FF 92 X FF 90 3-2 ① F7		C FF 95 B KC 83 B FF 94 F FF 95 F FF 96 X FF 96 2-2 1B		4	1	3	0	0	0	0
7 Joe Mauer, L (1, 2) OBP: 0.349, SLG: 0.394	B FF 93 B FF 93 B FF 93 C FF 91 F FF 93 X FF 92 3-2 9 G5-6-3 1-3 1B		B SI 91 B CH 84 C FF 93 X FF 94 2-1 ① G6-3 1-3		C FF 92 B FF 92 C SL 78 F FF 95 T SL 87 1-2 ② K		B FF 92 X CH 85 1-0 ② F8		B SL 83 C SI 89 1 SAFE F CU 73 B CU 72 C SI 90 2-3 ① K		5	0	1	0	0	2	3
33 Justin Morneau, L (1, 3) OBP: 0.317, SLG: 0.389	X SI 94 0-0 ① SF7 3-H		B SL 85 F SI 92 B SL 84 B FF 95 B SI 92 4-1 BB		X SL 83 0-0 ③ F9		B SI 91 C SL 79 S SL 80 B SL 84 X SL 81 2-2 9 PB 9 1B		F SL 83 X CU 71 0-1 ② P5		3	1	1	1	1	0	2
9 Ryan Doumit, S (1, 10) OBP: 0.277, SLG: 0.293	B SI 92 X FF 94 1-0 ②③ G5-6-3 1-2f		C SL 84 F SI 93 B FF 95 S SL 86 1-3 ② K			C SI 90 X SI 91 0-1 ① G6-3	B SI 87 B SI 88 B FF 93 C SI 89 C SI 88 F SI 87 X SI 88 3-2 27 HR 1-H 1B		1 SAFE 1 SAFE 1 SAFE B SI 90 F SL 85 F CU 74 1 SAFE S FF 90 1-3 ③ K		5	1	1	1	0	2	4
27 Chris Parmelee, L (1, 9) OBP: 0.310, SLG: 0.382		C FF 94 B FF 95 F SI 92 C SL 84 1-3 ① K	X FF 94 0-0 ③ P6			H SL 80 1-0 24 G3 31 1B HBP	B FF 95 C KC 84 C FF 96 F KC 86 B FF 96 X KC 85 2-2 1-H HR			C FF 93 F FF 93 B FF 94 C SL 83 1-3 ① K	4	2	1	2	0	2	2
24 Trevor Plouffe, R (1, 5) OBP: 0.310, SLG: 0.419 5 Eduardo Escobar, S (10, PR) OBP: 0.395, SLG: 0.541 (10, 6)		B FF 94 X FF 95 1-0 HR		C SI 89 L SL 84 B SL 84 X SL 85 1-2 ① F8		B SI 91 C SL 82 X SI 90 1-1 ② G3 1-2	X FF 96 0-0 ③ G1-6-3			B SL 82 C FF 94 X SL 82 1-1 16 BB 1B	5 0	1 0	2 0	1 0	0 0	0 0	1 0
31 Oswaldo Arcia, L (1, 7) OBP: 0.286, SLG: 0.413		X FF 94 0-0 32 G3-1 2B		C SI 90 X CH 85 0-1 ② G3		X SI 90 0-0 32 BB 2-H 1B		S FF 94 B FF 95 C FF 95 B FF 95 B KC 83 S FF 95 3-3 ① K		X FF 93 0-0 ② F8	5	0	2	1	0	1	1
32 Aaron Hicks, S (1, 8) OBP: 0.231, SLG: 0.154 16 Josh Willingham, R (10, PH) OBP: 0.407, SLG: 0.521 8 Jamey Carroll, R (10, PR) OBP: 0.346, SLG: 0.333 (10, 5)		B SI 90 X FF 95 1-0 ② G3-1 2-3		C SI 92 B SL 84 B FF 95 C SI 89 S SL 83 2-3 ③ K		B FF 93 F FF 93 F FF 96 B SL 87 B SL 85 B FF 92 4-2 1-2 BB		B FF 95 F FF 95 C FF 94 F FF 95 X KC 84 1-2 ② G6-3		B FF 93 B FF 94 C FF 94 B FF 92 B SL 81 4-1 1-2 BB	3 0 0	0 0 0	0 0 0	0 1 0	1 0 0	1 0 0	1 0 0
25 Pedro Florimón, S (1, 6) OBP: 0.322, SLG: 0.275 22 Wilkin Ramirez, R (10, PH) OBP: 0.375, SLG: 0.455 (10, 8)		B FF 96 B FF 94 X FF 94 2-0 ③ F8			C SI 90 C FF 93 S SL 86 0-3 K 2 SH2-3	B FF 93 B FF 90 C FF 93 X FF 92 2-1 ③ G3		B KC 84 F FF 95 B FF 95 B FF 96 F FF 95 X FF 96 3-2 ③ G4-3		S SL 82 X SL 82 0-1 ③ F9	4 1	0 0	0 0	0 0	0 0	1 0	3 2
Inning Stats	R: 1 E: 0 K: 0 S: 8 H: 2 LOB: 0 BB: 0 P: 12	R: 1 E: 0 K: 1 S: 7 H: 2 LOB: 1 BB: 0 P: 12	R: 0 E: 0 K: 1 S: 8 H: 1 LOB: 2 BB: 1 P: 16	R: 0 E: 0 K: 1 S: 8 H: 0 LOB: 0 BB: 0 P: 11	R: 0 E: 0 K: 2 S: 9 H: 0 LOB: 1 BB: 0 P: 10	R: 1 E: 0 K: 0 S: 9 H: 1 LOB: 2 BB: 1 P: 17	R: 3 E: 0 K: 0 S: 16 H: 3 LOB: 0 BB: 0 P: 27	R: 0 E: 0 K: 1 S: 10 H: 0 LOB: 0 BB: 0 P: 17	R: 0 E: 0 K: 2 S: 12 H: 1 LOB: 1 BB: 0 P: 17	R: 0 E: 0 K: 1 S: 9 H: 1 LOB: 2 BB: 1 P: 15	1B: 8 2B: 1 3B: 0 HR: 2 SF: 1 SAC: 1 DP: 1 HBP: 1						

	AB	39
	R	6
	H	11
	RBI	6
	BB	3
	SO	9
	LOB	19

WP: 1 PA: 45
PB: 1
SB: 1
CS: 0

PITCHER	IP	WLS	BF	H	R	ER	SO	BB	IBB	HBP	BLK	WP	HR	S	P	ERA	WHIP
63 Justin Masterson, R (1, 1) ERA: 3.64	6.2		31	8	5	5	5	2	0	1	0	1	1	60	98	6.75	1.500
37 Cody Allen, R (7, 1) ERA: 2.63	1.1	B	6	2	1	1	1	0	0	0	0	0	1	19	30	6.75	1.500
37 Cody Allen, R (9, 1) ERA: 2.63	1.1	B	6	2	1	1	1	0	0	0	0	0	1	19	30	6.75	1.500
53 Rich Hill, L (9, 1) ERA: 2.84	1.0		3	0	0	0	2	0	0	0	0	0	0	8	11	0.00	0.000
54 Chris Perez, R (10, 1) ERA: 1.0	1.0	W	5	1	0	0	1	1	0	0	0	0	0	9	15	0.00	2.000

PITCHER	IP	WLS	BF	H	R	ER	SO	BB	IBB	HBP	BLK	WP	HR	S	P	ERA	WHIP

Minnesota Twins @ Cleveland Indians

Progressive Field, Cleveland, OH

Fri May 03 2013, 7:06 PM - 10:33 PM EDT

Att. 20,200 - Clear - 76 F

livebaseballscorecards.com

Batter	1	2	3	4	5	6	7	8	9	10	AB	R	H	RBI	BB	SO	LOB
23 Michael Brantley, L (1, 7) OBP: 0.375, SLG: 0.400	C FF 90 X FF 88 0-1 F7		X FF 89 0-0 F8		B SL 83 X SL 83 1-0 22 G4-3 22 BLK 12 HR 1B	B SL 83 C SI 93 F SL 85 B SI 94 C FF 94 2-3 K		B FF 92 B CH 86 I IN 78 I IN 75 4-0 22 G4-3 IBB			4	1	1	0	1	1	4
22 Jason Kipnis, L (1, 4) OBP: 0.273, SLG: 0.304	C FF 89 X CU 76 0-1 L4		X FF 88 0-0 1-H 2-H 3B		1 SAFE F FF 90 1 SAFE 1 SAFE L SL 82 D SL 84 B SL 83 B SL 83 X SL 84 3-2 G4-3 1-3	X SI 93 0-0 2-3 3-H 1B		B SL 84 C CH 87 X CH 88 1-1 G4-3 1-2 2-3 3-H			5	0	2	4	0	0	3
13 Asdrúbal Cabrera, S (1, 6) OBP: 0.287, SLG: 0.359	B FF 90 B FF 90 B CH 83 C FF 89 B CH 82 4-1 BB		S FF 92 X FC 87 0-1 F7		X SI 84 0-0 G6-3	B SL 82 X SI 93 1-0 L8		X FF 92 0-0 P6			4	0	0	0	1	0	6
12 Mark Reynolds, R (1, 10) OBP: 0.362, SLG: 0.641 (9, 3)	C FF 90 F FF 90 F FF 91 B CH 82 1 SAFE F FF 92 F SL 83 D SI 86 1 SAFE 2-3 S SI 84 K		B SI 85 B SI 86 B SL 85 B FF 90 4-0 BB		C FF 92 D SI 88 S FF 92 X FF 92 1-2 3-H HR		B SL 83 B SL 83 C FF 92 S FF 93 B CU 75 S FF 93 3-3 K		B SL 87 S SL 86 X SL 86 1-1 G6-3		4	1	1	2	1	2	1
41 Carlos Santana, S (1, 3) OBP: 0.468, SLG: 0.679 (9, 2)		C FF 88 C FF 90 F FF 91 S SL 86 0-3 K	F SL 86 F FF 88 B FF 93 D FF 89 X FF 94 2-2 F9		C FF 88 C SI 86 X CU 76 0-2 9 FC6-4 1B		C FF 91 B FF 93 F FF 94 B CU 77 S CU 77 2-3 K		C FF 92 B SL 88 S SL 88 B FF 92 S SL 87 2-3 K		5	0	1	0	0	3	2
9 Ryan Raburn, R (1, 9) OBP: 0.375, SLG: 0.600		C SL 85 F FF 91 B FC 87 B FF 91 X SI 84 2-2 G5-3		B SL 85 X CH 81 1-0 L7	S CH 85 B SI 87 F SL 85 D FC 88 X SI 86 2-2 FC6-4 1-2f		B SL 82 F FF 92 B SL 84 X SL 83 2-1 G5-3		B FF 92 S SL 86 S CU 79 B FF 91 S SL 86 2-3 K		5	0	0	0	0	1	1
4 Mike Aviles, R (1, 5) OBP: 0.309, SLG: 0.449		B SL 85 B FF 90 B CH 80 C FF 89 B CH 84 4-1 10 CS BB		B CU 73 X CH 82 1-0 2B		C CU 72 X FF 88 0-1 L8		C SL 85 F CH 88 F CH 87 X CH 88 0-2 11 2B 22 G4-3 1B		B FF 90 B SL 85 X SL 86 2-0 1 SH1-4 11 2B 1B	4	2	3	0	1	0	0
10 Yan Gomes, R (1, 2) OBP: 0.250, SLG: 0.548 25 Jason Giambi, L (8, PH) OBP: 0.281, SLG: 0.483 37 Cody Allen, R (9, 1) 53 Rich Hill, L (9, 1) 54 Chris Perez, R (10, 1) 1 Ezequiel Carrera, L (10, PH) OBP: 0.250, SLG: 0.077	C FF 89 B FF 89 1-1 CS 1-2	F SL 82 B FF 89 X CH 82 1-1 11 1B 22 3B 1B	B FF 89 F CU 71 X SL 85 1-1 P6		B FF 89 S CH 82 B SI 86 B FF 90 B FF 89 4-1 11 2B 22 1B BB		B CH 86 B FF 91 1 SAFE X SI 91 2-0 F8	L FF 89 X SL 86 0-1 SH1-4 1-2			2 1 0 0 0 0	2 0 0 0 0 0	1 0 0 0 0 0	0 0 0 0 0 0	1 0 0 0 0 0	0 1 0 0 0 0	1 0 0 0 0 0
11 Drew Stubbs, R (1, 8) OBP: 0.340, SLG: 0.420			B FF 89 1 SAFE X CH 82 1-0 22 3B 1-2 1B	C SL 84 F SI 90 F FF 92 X SI 92 0-2 P3		B SL 85 B SL 83 B FF 88 C FF 88 1 SAFE X FF 88 3-1 22 1B 1-3 2B		X FF 92 0-0 22 G4-3 1-3 2B		B SI 89 X SL 86 1-0 2-H 2B	5	1	4	1	0	0	1
Inning Stats	R: 0 E: 0 K: 1 S: 11 H: 0 LOB: 1 BB: 1 P: 17	R: 0 E: 0 K: 1 S: 9 H: 0 LOB: 0 BB: 1 P: 16	R: 2 E: 0 K: 0 S: 10 H: 3 LOB: 2 BB: 1 P: 18	R: 0 E: 0 K: 0 S: 8 H: 1 LOB: 1 BB: 0 P: 11	R: 2 E: 0 K: 0 S: 14 H: 3 LOB: 1 BB: 0 P: 21	R: 1 E: 0 K: 1 S: 10 H: 2 LOB: 2 BB: 1 P: 20	R: 0 E: 0 K: 2 S: 8 H: 0 LOB: 0 BB: 0 P: 15	R: 1 E: 0 K: 0 S: 9 H: 2 LOB: 2 BB: 1 P: 16	R: 0 E: 0 K: 2 S: 8 H: 0 LOB: 0 BB: 0 P: 13	R: 1 E: 0 K: 0 S: 4 H: 2 LOB: 1 BB: 0 P: 7	1B: 7 2B: 4 3B: 1 HR: 1	SF: 0 SAC: 1 DP: 0 HBP: 0	WP: 0 PB: 0 SB: 0 CS: 1	PA: 46				

PITCHER		IP	WLS	BF	H	R	ER	SO	BB	IBB	HBP	BLK	WP	HR	S	P	ERA	WHIP
60 Pedro Hernandez, L ERA: 3.92	(1, 1)	5.1		27	8	5	5	2	4	0	0	1	0	1	57	95	8.44	2.250
52 Brian Duensing, L ERA: 2.0	(6, 1)	0.2		3	1	0	0	1	0	0	0	0	0	0	5	8	0.00	1.500
20 Josh Roenicke, R ERA: 1.38	(7, 1)	1.0	H	3	0	0	0	2	0	0	0	0	0	0	8	15	0.00	0.000
61 Jared Burton, R ERA: 1.59	(8, 1)	1.0	B	6	2	1	1	0	0	1	0	0	0	0	9	16	9.00	2.000
50 Casey Fien, R ERA: 3.97	(9, 1)	1.1	L	6	2	1	1	2	0	0	0	0	0	0	12	20	6.75	1.500

PITCHER	IP	WLS	BF	H	R	ER	SO	BB	IBB	HBP	BLK	WP	HR	S	P	ERA	WHIP

AB	39
R	7
H	13
RBI	7
BB	5
SO	7
LOB	20

Batter	1	2	3	4	5	6	7	8	9	AB	R	H	RBI	BB	SO	LOB
2 Brian Dozier, R (1, 4) OBP: 0.293, SLG: 0.301	B SI 89 C SI 90 C SI 89 X SL 80 1-2 P6 ① 3-2 P3 ③	C SI 91 B SI 92 B SI 92 B SI 91 C SI 92 X SI 92			S CH 82 F SL 80 B SI 92 X SL 80 1-2 F8 ②		C FC 93 B SL 81 B FC 95 F FC 94 X FC 95 3-2 F7 ③ 1-2 2-3		C FF 93 B SL 81 F FF 92 B SL 83 B FF 93 B FF 93 4-2 BB 1-2	4	0	0	0	1	0	4
7 Joe Mauer, L (1, 10) OBP: 0.351, SLG: 0.388	C SI 90 S SI 93 S SI 93 0-3 K ②		C SI 88 B SL 80 F SI 91 F SL 81 F SI 92 F SL 80 X SL 81 1-2 16 G5-4-3 1B		C SI 93 X SL 81 0-1 G4-3 ③			B FF 92 B FF 91 B FF 91 C SI 89 F SI 90 F FF 91 F SI 91 B FF 91 4-2 24 FC6-4 9 1B 16 BB BB	C FF 93 F SL 83 C FF 93 0-3 K ②	4	1	1	0	1	2	2
16 Josh Willingham, R (1, 7) OBP: 0.406, SLG: 0.520	C SI 92 B CH 82 S SI 91 X SI 93 1-2 2B		X SI 91 0-0 G5-4-3 ①② 1-2f			C CH 79 B SL 80 X SI 90 1-1 G5-3 ①		B SL 82 B SI 90 C SI 89 C SL 83 B SI 91 B FF 91 4-2 24 FC6-4 1-2 BB	C SL 81 B FF 93 B FF 90 F FF 94 B SL 82 X FF 92 3-2 G6-3 ③	4	0	1	0	1	0	3
33 Justin Morneau, L (1, 3) OBP: 0.306, SLG: 0.374	B SL 82 B SI 92 X SI 92 2-0 F8 ③		B SI 91 B SL 83 F SI 92 B SI 92 C SI 92 S SL 82 3-3 K ③			X SL 80 0-0 G4-3 ②		B SL 82 C SI 90 B SL 82 B SI 90 X SI 90 3-1 L8 ①		4	0	0	0	0	1	3
24 Trevor Plouffe, R (1, 5) OBP: 0.307, SLG: 0.423		C SI 89 B CH 81 C SI 91 X SL 79 1-2 25 1B 2B	C SI 89 F SI 92 C SI 90 0-3 K ①			B SI 91 B CH 81 F SI 92 B SI 92 X SI 92 3-1 F8 ③		C SL 83 X SL 82 0-1 FC6-4 9 1B ② 1-2f 2-3		4	1	1	0	0	1	2
9 Ryan Doumit, S (1, 2) OBP: 0.276, SLG: 0.291		C SI 90 F SI 92 F SI 91 F SI 92 F CH 80 F CH 79 F SI 92 B SI 93 B CH 78 2-2 X CH 80 P4 ①	C CH 80 S SL 82 B SI 92 F SL 80 S SI 91 1-3 K ②				B FC 94 X FC 92 1-0 G6-3 ①	C FF 90 S SL 82 B SL 84 B FF 91 F SL 82 X FF 91 2-2 1-2 3-H 1B		4	0	1	1	0	1	1
27 Chris Parmelee, L (1, 9) OBP: 0.308, SLG: 0.367		S SI 92 S SI 92 B SI 94 F SI 94 F SI 94 B SI 93 S SL 83 2-3 K ②	F SI 93 S SL 80 S SL 82 0-3 K ③				B FC 93 B FC 93 B FC 93 B FC 92 4-0 2 WP 31 1B BB	X SI 90 0-0 F8 ③		3	0	0	0	1	2	3
32 Aaron Hicks, S (1, 8) OBP: 0.242, SLG: 0.198		B SI 92 B SI 92 C SI 92 B SI 92 B SI 92 4-1 25 1B BB			X SI 89 0-0 HR		B FC 94 C FC 92 S FC 93 F FF 92 S SL 82 1-3 K ②		C FF 93 B SL 82 X FF 92 1-1 E4 2 BB	3	1	1	1	1	1	1
25 Pedro Florimón, S (1, 6) OBP: 0.328, SLG: 0.283 31 Oswaldo Arcia, L (7, PH) OBP: 0.300, SLG: 0.426 5 Eduardo Escobar, S (7, PR) OBP: 0.385, SLG: 0.526 (7, 6)		B SI 92 C CH 80 X CH 81 1-1 1-2 2-H 1B			C SI 90 F SI 91 B SI 91 F SL 80 C SI 91 1-3 K ①		X FC 93 0-0 2 WP 1-2 1B		B FF 93 B FF 92 C FF 92 X FF 92 2-1 F7 ①	2 1 1	0 0 0	1 1 0	1 0 0	0 0 0	1 0 0	0 0 1
Inning Stats	R: 0 E: 0 K: 1 S: 10 H: 1 LOB: 1 BB: 0 P: 14	R: 1 E: 0 K: 1 S: 22 H: 2 LOB: 2 BB: 1 P: 35	R: 0 E: 0 K: 1 S: 10 H: 1 LOB: 0 BB: 0 P: 14	R: 0 E: 0 K: 3 S: 10 H: 0 LOB: 0 BB: 0 P: 11	R: 1 E: 0 K: 1 S: 10 H: 1 LOB: 0 BB: 0 P: 12	R: 0 E: 0 K: 0 S: 5 H: 0 LOB: 0 BB: 0 P: 9	R: 0 E: 0 K: 1 S: 9 H: 1 LOB: 3 BB: 1 P: 18	R: 1 E: 0 K: 0 S: 15 H: 1 LOB: 2 BB: 2 P: 28	R: 0 E: 1 K: 1 S: 12 H: 0 LOB: 2 BB: 1 P: 22	1B: 4 2B: 2 3B: 0 HR: 1 SF: 0 SAC: 0 DP: 1 HBP: 0	WP: 1 PB: 0 SB: 0 CS: 0 PA: 39					

PITCHER		IP	WLS	BF	H	R	ER	SO	BB	IBB	HBP	BLK	WP	HR	S	P	ERA	WHIP
26 Scott Kazmir, L ERA: 6.28	(1, 1)	6.0	W	23	5	2	2	7	1	0	0	0	0	1	67	95	3.00	1.000
27 Bryan Shaw, R ERA: 0.69	(7, 1)	1.0	H	5	1	0	0	1	1	0	0	0	1	0	9	18	0.00	2.000
38 Joe Smith, R ERA: 0.93	(8, 1)	1.0		6	1	1	1	0	2	0	0	0	0	0	15	28	9.00	3.000
54 Chris Perez, R ERA: 0.9	(9, 1)	1.0		5	0	0	0	1	1	0	0	0	0	0	12	22	0.00	1.000

PITCHER	IP	WLS	BF	H	R	ER	SO	BB	IBB	HBP	BLK	WP	HR	S	P	ERA	WHIP

TOP

Minnesota Twins @ Cleveland Indians

Progressive Field, Cleveland, OH

Sat May 04 2013, 1:08 PM - 3:57 PM EDT

Att. 17,830 - Partly Cloudy - 68 F

livebaseballscorecards.com

AB	34
R	3
H	7
RBI	3
BB	5
SO	9
LOB	20

Batter	1	2	3	4	5	6	7	8	9	AB	R	H	RBI	BB	SO	LOB
23 Michael Brantley, L (1, 7) OBP: 0.368, SLG: 0.390	C FF 89 F FF 89 S SL 87 0-3 K	B CH 87 F CH 85 B SL 87 F SL 87 F CU 77 X CH 86 2-2 22 1B 1-2 2-H 1B		X SL 89 0-0 G4-3			C SL 76 C FF 92 B FF 93 B FF 93 B CH 84 X SI 94 3-2 G4-3	C CU 81 B SL 86 F CH 88 B FF 97 X FF 97 2-2 G1-4-3		5	0	1	1	0	1	0
22 Jason Kipnis, L (1, 4) OBP: 0.293, SLG: 0.386	B FF 89 C FF 91 B CU 77 B CH 86 X FF 90 3-1 HR	X CU 77 0-0 13 S 1-3 2-H 1B		B CU 77 B SL 88 X SL 87 2-0 F8			C SL 82 B FF 94 F SL 82 B SL 85 X FF 93 2-2 13 2B 3B			4	2	3	2	0	0	0
13 Asdrúbal Cabrera, S (1, 6) OBP: 0.295, SLG: 0.368	S SI 91 B SL 89 X CH 87 1-1 F7	C FF 90 B CH 84 B SL 88 S SL 85 F SL 88 B CH 86 F SL 86 B SI 90 4-2 1-2 BB			C CU 77 F SL 88 C SL 87 0-3 K		C FF 91 X SL 80 0-1 12 1B 3-H 2B			3	1	1	1	1	1	0
33 Nick Swisher, S (1, 10) OBP: 0.381, SLG: 0.437	B SI 91 C CH 86 B SL 88 B FF 90 X CH 86 3-1 HR	B CU 78 X FF 90 1-0 L9			C CH 86 B SL 88 F CH 85 B SL 87 F SL 87 B CU 77 F SL 88 X SL 88 3-2 G3-1		F FF 92 X SI 91 0-1 P2			4	1	1	1	0	0	4
12 Mark Reynolds, R (1, 3) OBP: 0.367, SLG: 0.635	B SI 91 B FF 90 C FF 91 B SL 88 F FF 92 X FF 92 3-2 L7		B SL 89 X SL 87 1-0 F7		C CU 78 F FF 90 B CU 79 F CU 78 B SL 88 F SL 88 F CH 86 B CU 79 F FF 90 3-2 X SL 89 1B		S SL 81 X SL 81 0-1 2-H 1B			4	0	2	1	0	0	0
41 Carlos Santana, S (1, 2) OBP: 0.459, SLG: 0.655		B FF 90 C CH 85 B SL 88 B SL 88 X FF 91 3-1 G3-1	F SL 90 B CU 78 B FF 90 B SL 88 B CH 85 4-1 BB		B CH 85 B CH 86 C SL 88 B SL 89 F SL 87 X SL 86 3-2 G4-3		C SI 90 B CH 83 S SI 92 F FF 93 F FF 92 F SL 81 X FF 93 1-2 F7			3	0	0	0	1	0	2
8 Lonnie Chisenhall, L (1, 5) OBP: 0.266, SLG: 0.400		C CU 77 F FF 91 H SL 89 1-2 1 1B 23 1B HBP	B CH 85 X CH 85 1-0 P6			B FF 90 C SI 90 S SL 80 X SL 81 1-2 1 G4-6-3 1B		F FF 94 B FF 95 X FF 93 1-1 G6-3		3	1	1	0	0	0	1
11 Drew Stubbs, R (1, 8) OBP: 0.337, SLG: 0.424		B SI 89 F SL 85 F SL 87 S SI 90 1-3 K	X SL 88 0-0 F8			C FF 90 C FF 90 B SL 81 B FF 91 B SL 81 S SL 81 3-3 K		X FF 95 0-0 1 1B 2B		4	1	1	0	0	2	3
1 Ezequiel Carrera, L (1, 9) OBP: 0.300, SLG: 0.176		C SI 90 B SL 87 B FF 89 F SL 86 X CH 85 2-2 23 1B 22 1B 1-2 1B		C SL 88 F SL 87 B CU 78 B CU 78 S SL 88 2-3 K		1 SAFE B FF 90 X FF 90 1-0 G4-6-3 1-2f		B CU 80 C CU 80 X FF 95 1-1 2-H 1B		4	1	2	1	0	1	1
Inning Stats	R: 2 E: 0 K: 1 S: 12 H: 2 LOB: 0 BB: 0 P: 22	R: 2 E: 0 K: 1 S: 20 H: 3 LOB: 3 BB: 1 P: 34	R: 0 E: 0 K: 0 S: 4 H: 0 LOB: 1 BB: 1 P: 10	R: 0 E: 0 K: 1 S: 5 H: 0 LOB: 0 BB: 0 P: 9	R: 0 E: 0 K: 1 S: 18 H: 1 LOB: 1 BB: 0 P: 27	R: 0 E: 0 K: 1 S: 7 H: 1 LOB: 0 BB: 0 P: 12	R: 2 E: 0 K: 0 S: 18 H: 3 LOB: 1 BB: 0 P: 24	R: 1 E: 0 K: 0 S: 8 H: 2 LOB: 0 BB: 0 P: 12		1B: 7 2B: 2 3B: 1 HR: 2 SF: 0 SAC: 0 DP: 1 HBP: 1		WP: 0 PB: 0 SB: 1 CS: 0 PA: 37		

PITCHER	IP	WLS	BF	H	R	ER	SO	BB	IBB	HBP	BLK	WP	HR	S	P	ERA	WHIP
30 Kevin Correia, R (1, 1) ERA: 2.83	5.0	L	24	6	4	4	4	2	0	1	0	0	2	59	102	7.20	1.600
51 Anthony Swarzak, R (6, 1) ERA: 2.81	2.0		9	4	2	2	1	0	0	0	0	0	0	25	36	9.00	2.000
57 Ryan Pressly, R (8, 1) ERA: 2.31	1.0		4	2	1	1	0	0	0	0	0	0	0	8	12	9.00	2.000

PITCHER	IP	WLS	BF	H	R	ER	SO	BB	IBB	HBP	BLK	WP	HR	S	P	ERA	WHIP

BOTTOM

Minnesota Twins @ Cleveland Indians

Progressive Field, Cleveland, OH

Sat May 04 2013, 1:08 PM - 3:57 PM EDT

Att. 17,830 - Partly Cloudy - 68 F

livebaseballscorecards.com

AB	34
R	7
H	12
RBI	7
BB	2
SO	5
LOB	11

Batter	1	2	3	4	5	6	7	8	9	AB	R	H	RBI	BB	SO	LOB
8 Jamey Carroll, R (1, 4) OBP: 0.387, SLG: 0.357	C SI 93 B SI 93 C SL 88 X SI 93 1-2 16 G5-4-3 1B		B SI 93 C SL 89 C CU 83 X SL 89 1-2 ② G1-3			B SI 92 B SL 88 C SI 92 X SI 93 2-1 16 BB 7 BB 33 1B 1B	C SI 92 B SI 93 B SI 95 B SI 92 B SI 92 4-1 7 2B BB		B SI 92 F SI 91 B CH 82 C SI 91 S SL 84 2-3 ③ K	4	2	2	0	1	1	0
7 Joe Mauer, L (1, 2) OBP: 0.364, SLG: 0.400	C SI 93 F SI 94 C CU 83 0-3 ① K		S CH 86 B SL 91 B SI 94 S CH 86 B CU 85 B SL 90 4-2 BB			B CH 84 B SL 90 C SI 93 B SL 90 B SI 93 4-1 33 1B 16 BB 1-2 BB	1 SAFE B FF 93 C SI 91 1 SAFE B FF 92 1 SAFE B SI 93 X SI 92 3-1 1-H 2B			2	0	1	1	2	1	1
16 Josh Willingham, R (1, 7) OBP: 0.400, SLG: 0.500	C SL 90 S SL 90 1 SAFE X CU 82 0-2 ② ③ G5-4-3 1-2f		B SI 94 B SL 89 T SL 90 F SL 91 B CH 86 X SL 91 3-2 ③ G6-3			S SL 88 S SL 90 B FF 94 F SL 91 F CU 84 B SI 94 D CH 86 B SL 90 4-2 33 1B 1-2 2-3 BB	C SI 93 B SL 87 B SI 94 B SL 87 C FF 92 S SI 92 3-3 ③ K			3	0	0	0	1	1	3
33 Justin Morneau, L (1, 10) OBP: 0.304, SLG: 0.369		C SI 92 S CH 84 B CU 82 X SI 93 1-2 ① G3		X CH 84 0-0 ① G4-3		X CH 86 0-0 ① 24 BB 1-3 2-3 3-H 1B		L SI 88 F SL 84 B SI 92 X SL 85 1-2 ① G6-3		4	0	1	1	0	0	0
27 Chris Parmelee, L (1, 3) OBP: 0.305, SLG: 0.354		B SI 94 B SI 94 B SI 93 B SI 94 4-0 24 PB 24 HR BB		B SI 92 C SI 92 C SL 89 S FF 93 1-3 ② K		C SL 89 F SI 93 B FF 93 B SL 91 F SL 91 S 2-3 ② K		C SI 91 C SL 84 B SL 85 C SL 85 1-3 ② K		3	1	0	0	1	3	2
24 Trevor Plouffe, R (1, 5) OBP: 0.326, SLG: 0.463		B SL 91 C SI 94 S SL 90 B SL 90 X CU 84 2-2 1-H HR		X SL 89 0-0 ③ G5-3		B FF 95 F FF 95 C FF 95 B KC 84 B FF 96 F FF 96 B FF 95 4-2 1-2 BB		C CH 79 B SI 92 B SI 91 S CH 82 H SL 86 3-2 HBP		2	1	1	2	1	0	0
31 Oswaldo Arcia, L (1, 9) OBP: 0.296, SLG: 0.412		F SI 93 B CH 87 S CH 87 C SL 89 1-3 ② K			B SL 89 B CH 84 B SL 90 C SI 93 C SL 90 X CH 86 3-2 32 CS 1B	C KC 83 S FF 96 B FF 96 F FF 96 B FF 96 T KC 85 2-2 ③ K		D SL 84 B SL 80 B SI 91 S SI 91 S SI 91 F SI 91 S SL 85 3-3 ③ K		4	0	1	0	0	3	4
32 Aaron Hicks, S (1, 8) OBP: 0.232, SLG: 0.188		B SI 93 X SI 93 1-0 ③ G3			1 SAFE L SI 93 B SL 88 F SI 93 B CU 83 C CH 85 2-3 ① ② K 1-2		F SI 91 X SI 92 0-1 ① G6-3		B CH 80 C SI 90 S SI 90 F SL 84 S CH 82 1-3 ① K	4	0	0	0	0	2	1
5 Eduardo Escobar, S (1, 6) OBP: 0.349, SLG: 0.476			X SI 92 0-0 ① L9		B SI 93 F CH 85 F SL 91 B CU 80 X FF 93 2-2 ③ P6		C SI 92 S FF 93 B FF 94 B CU 81 F FF 94 X FF 95 2-2 ② G1-3		F SI 92 S CH 83 X CH 83 0-2 ② G6-3	4	0	0	0	0	0	0
Inning Stats	R: 0 E: 0 K: 1 S: 9 H: 1 LOB: 0 BB: 0 P: 10	R: 2 E: 0 K: 1 S: 10 H: 1 LOB: 0 BB: 1 P: 19	R: 0 E: 0 K: 0 S: 9 H: 0 LOB: 1 BB: 1 P: 17	R: 0 E: 0 K: 1 S: 5 H: 0 LOB: 0 BB: 0 P: 6	R: 0 E: 0 K: 1 S: 9 H: 1 LOB: 0 BB: 0 P: 16	R: 1 E: 0 K: 2 S: 19 H: 2 LOB: 3 BB: 3 P: 37	R: 1 E: 0 K: 1 S: 12 H: 1 LOB: 1 BB: 1 P: 24	R: 0 E: 0 K: 2 S: 12 H: 0 LOB: 1 BB: 0 P: 20	R: 0 E: 0 K: 2 S: 10 H: 0 LOB: 0 BB: 0 P: 13	1B: 4 2B: 1 3B: 0 HR: 1 SF: 0 SAC: 0 DP: 1 HBP: 1	WP: 0 PB: 1 SB: 0 CS: 1 PA: 37					

TOP

Minnesota Twins @ Cleveland Indians

Progressive Field, Cleveland, OH

Sun May 05 2013, 1:08 PM - 4:06 PM EDT

Att. 14,015 - Partly Cloudy - 66 F

livebaseballscorecards.com

AB	30
R	4
H	6
RBI	4
BB	6
SO	11
LOB	11

PITCHER		IP	WLS	BF	H	R	ER	SO	BB	IBB	HBP	BLK	WP	HR	S	P	ERA	WHIP
28 Corey Kluber, R ERA: 3.06	(1, 1)	5.2	L	23	5	3	3	5	4	0	0	0	0	1	54	92	4.76	1.588
37 Cody Allen, R ERA: 2.57	(6, 1)	0.1		2	0	0	0	1	1	0	0	0	0	0	7	13	0.00	3.000
32 Matt Albers, R ERA: 4.15	(7, 1)	1.0		5	1	1	1	1	1	0	0	0	0	0	12	24	9.00	2.000
51 Scott Barnes, L ERA: 6.0	(8, 1)	2.0		7	0	0	0	4	0	0	1	0	0	0	22	33	0.00	0.000

PITCHER	IP	WLS	BF	H	R	ER	SO	BB	IBB	HBP	BLK	WP	HR	S	P	ERA	WHIP

Batter	1	2	3	4	5	6	7	8	9	AB	R	H	RBI	BB	SO	LOB
23 Michael Brantley, L (1, 7) OBP: 0.355, SLG: 0.376	C FF 92 C FF 92 B FF 93 X FF 94 1-2 G3-1 ①		1 SAFE B SI 91 B FF 91 X SI 92 2-0 P6 ②		C CU 74 B FF 92 X SI 94 1-1 G3 ②			B FF 91 B SI 91 C SI 91 F SI 92 S SL 84 2-3 K ①		4	0	0	0	0	1	1
22 Jason Kipnis, L (1, 4) OBP: 0.281, SLG: 0.368	F FF 94 F CU 78 B SL 88 F SL 88 B SI 95 F SI 93 X SL 89 2-2 P5 ②		S SL 88 B CU 75 X SI 92 1-1 G4-3 ③		C SI 93 B SI 94 B SI 92 C SI 93 C FF 94 2-3 K ③			B SI 92 B CH 87 X SI 91 2-0 F8 ②		4	0	0	0	0	1	1
13 Asdrúbal Cabrera, S (1, 6) OBP: 0.294, SLG: 0.374	B CU 76 C FF 94 B SI 94 X SL 88 2-1 F9 ③			X SI 94 0-0 12 S 12 SF8 2B		B CU 73 C CU 72 S SL 86 B CU 74 S SL 86 2-3 K ①		B SI 93 B SI 91 C FF 92 C SL 85 X FC 92 2-2 G4-3 ③		4	1	1	0	0	1	0
33 Nick Swisher, S (1, 10) OBP: 0.367, SLG: 0.418		C SI 94 C FS 83 S FF 94 0-3 K ①		F SL 88 B FF 93 B SI 93 F SI 93 S FF 93 2-3 K ①		B CU 73 B SI 93 X SI 94 2-0 F8 ②			X SI 95 0-0 F8 ①	4	0	0	0	0	2	1
12 Mark Reynolds, R (1, 3) OBP: 0.363, SLG: 0.622		B SI 95 C CU 78 B FF 94 S SL 88 B SI 94 B SI 95 4-2 BB		B CU 73 B SI 94 F SI 94 B SL 90 S FF 94 F SL 88 F SL 88 X SL 88 3-2 SF8 ② 2-H		F FF 94 S SL 86 S SI 93 0-3 K ③			C FF 96 S SL 87 B FF 96 B FF 96 S SL 85 2-3 K ②	2	0	0	1	1	2	0
41 Carlos Santana, S (1, 2) OBP: 0.471, SLG: 0.690		B SI 92 C FF 93 B SI 94 C SI 93 C SI 94 2-3 K ②		B SL 88 C CU 74 B SL 87 B SI 93 X SI 94 3-1 9 1B 1B			F SI 89 B CU 77 B FF 93 B FF 92 B SI 90 4-1 BB		B SL 85 X FF 95 1-0 HR	3	1	2	1	1	1	1
9 Ryan Raburn, R (1, 9) OBP: 0.382, SLG: 0.594		X SL 86 0-0 F7 ③		B SI 92 X SI 92 1-0 1-3 1B			B SL 84 F FF 92 B SL 85 C SL 84 B FF 93 S SL 84 3-3 K ①		C FF 96 S SL 85 X SL 86 0-2 1B	4	0	2	0	0	1	2
8 Lonnie Chisenhall, L (1, 5) OBP: 0.268, SLG: 0.397 4 Mike Aviles, R (9, PH) OBP: 0.304, SLG: 0.440			B SL 87 F SI 94 F SI 94 F FF 94 X SL 86 1-2 1B	S SI 92 S SI 93 F FF 93 B SI 92 S FF 92 1-3 K ③			X SL 83 0-0 P6 ②		F SL 84 F SL 85 B FF 96 B FF 96 F SL 84 B FF 97 F SL 84 F SL 84 S FF 96 3-3 K ③	3 1	0 0	1 0	0 0	0 0	1 1	3 1
11 Drew Stubbs, R (1, 8) OBP: 0.327, SLG: 0.411			B SI 91 X SI 92 1-0 F9 ①		L CU 75 B SI 91 B SI 93 X FF 94 2-1 F9 ①		X FF 93 0-0 F7 ③			3	0	0	0	0	0	2
Inning Stats	R: 0 E: 0 K: 0 S: 10 H: 0 LOB: 0 BB: 0 P: 15	R: 0 E: 0 K: 2 S: 9 H: 0 LOB: 1 BB: 1 P: 15	R: 0 E: 0 K: 0 S: 8 H: 1 LOB: 1 BB: 0 P: 13	R: 1 E: 0 K: 2 S: 16 H: 3 LOB: 2 BB: 0 P: 26	R: 0 E: 0 K: 1 S: 7 H: 0 LOB: 0 BB: 0 P: 12	R: 0 E: 0 K: 2 S: 7 H: 0 LOB: 0 BB: 0 P: 11	R: 0 E: 0 K: 1 S: 6 H: 0 LOB: 1 BB: 1 P: 13	R: 0 E: 0 K: 1 S: 7 H: 0 LOB: 0 BB: 0 P: 13	R: 1 E: 0 K: 2 S: 14 H: 2 LOB: 1 BB: 0 P: 20	1B: 4 2B: 1 3B: 0 HR: 1 SF: 1 SAC: 0 DP: 0 HBP: 0						

PITCHER		IP	WLS	BF	H	R	ER	SO	BB	IBB	HBP	BLK	WP	HR	S	P	ERA	WHIP
37 Mike Pelfrey, R ERA: 6.35	(1, 1)	6.0	W	23	4	1	1	7	1	0	0	0	0	0	57	92	1.50	0.833
20 Josh Roenicke, R ERA: 1.29	(7, 1)	1.0	H	4	0	0	0	1	1	0	0	0	0	0	6	13	0.00	1.000
61 Jared Burton, R ERA: 1.46	(8, 1)	1.0	H	3	0	0	0	1	0	0	0	0	0	0	7	13	0.00	0.000
15 Glen Perkins, L ERA: 4.22	(9, 1)	1.0	S	5	2	1	1	2	0	0	0	0	0	1	14	20	9.00	2.000

PITCHER	IP	WLS	BF	H	R	ER	SO	BB	IBB	HBP	BLK	WP	HR	S	P	ERA	WHIP

BOTTOM

Minnesota Twins @ Cleveland Indians

Progressive Field, Cleveland, OH

Sun May 05 2013, 1:08 PM - 4:06 PM EDT

Att. 14,015 - Partly Cloudy - 66 F

livebaseballscorecards.com

AB	32
R	2
H	6
RBI	2
BB	2
SO	11
LOB	12

Batter	1	2	3	4	5	6	7	8	9	AB	R	H	RBI	BB	SO	LOB
5 John Jaso, L (1, 10) OBP: 0.351, SLG: 0.341 22 Luke Montz, R (7, PH) OBP: 0.231, SLG: 0.615 (7, 10)	B FF 90 B FF 89 C FF 88 X FF 92 2-1 P6		C SL 84 B FF 92 1 SAFE C FF 92 1 SAFE B FF 93 B CU 76 B FS 84 4-2 1-2 BB			C FF 88 C SL 81 B SI 91 B FS 83 B FF 91 B SI 90 4-2 15 1B 52 SF9 BB	B FC 94 B FC 92 C FC 93 B FC 92 F FC 92 C FC 93 3-3 K		S SI 90 X SI 90 0-1 G5-3	1 2	1 0	0 0	0 0	2 0	0 1	0 2
15 Seth Smith, L (1, 7) OBP: 0.359, SLG: 0.442	L FF 90 S FS 81 S FF 94 0-3 K		C FS 85 C SL 85 T FS 85 0-2 K			C SL 82 B FF 92 F FF 91 B SL 82 F FS 85 X FF 94 2-2 20 BB 37 1B 1-3 1B	B FC 94 C FC 93 D SL 80 B FC 94 X FC 94 3-1 G3-1		X FF 91 0-0 F7	5	0	1	0	0	2	4
8 Jed Lowrie, S (1, 6) OBP: 0.401, SLG: 0.479	C FF 92 B FS 81 B FS 82 X SI 92 2-1 G3			B SI 88 B FS 79 C FF 88 X SI 90 2-1 F8		F SL 83 B FF 93 B SL 83 F FS 86 X SI 93 2-2 F7		C FC 92 F FC 92 X CU 78 0-2 G4-3		4	0	0	0	0	0	2
52 Yoenis Cespedes, R (1, 8) OBP: 0.330, SLG: 0.541		B FF 91 C FF 92 C FS 85 B FF 93 X FF 94 2-2 G6-3		B SI 90 B SI 92 X FF 92 2-0 HR		B SL 86 X FF 95 1-0 SF9 3-H		B FC 93 X SL 79 1-0 G6-3		3	1	1	2	0	0	0
37 Brandon Moss, L (1, 3) OBP: 0.398, SLG: 0.474		C FF 92 C SL 82 X FF 93 0-2 F9		F FS 82 C SL 82 B FF 92 B SL 81 S FS 84 2-3 K		X SL 83 0-0 20 BB 1-2 1B		B FC 93 F FC 92 X FC 94 1-1 20 1B 2B		4	1	2	0	0	1	0
20 Josh Donaldson, R (1, 5) OBP: 0.387, SLG: 0.487		C SL 81 C SL 83 B SL 80 B SI 95 S FS 83 2-3 K2-3		B SL 81 C SL 80 C FF 91 F FF 93 S CU 78 1-3 K		C FS 85 B SI 94 F SL 80 B FF 96 D FS 86 F SL 84 D FS 85 4-2 1-2 2-3 BB		C FC 95 S FC 95 B FC 95 F FC 95 B FC 94 B SL 82 X FC 94 3-2 2-H 1B		3	0	1	1	1	2	0
16 Josh Reddick, L (1, 9) OBP: 0.266, SLG: 0.250			B SI 90 T FF 90 X SL 82 1-1 5 BB 1B		B CU 73 B FF 88 B FS 79 C FS 87 F SI 91 F FS 84 S FS 84 3-3 K	C FF 96 S SL 85 C SL 84 0-3 K		F FC 93 B FC 93 X SL 80 1-1 F7		4	0	1	0	0	2	4
36 Derek Norris, R (1, 2) OBP: 0.397, SLG: 0.328			B FF 91 C FF 91 C FF 91 B FF 94 D FS 86 C FF 93 3-3 K		X SL 83 0-0 G5-3		B FF 94 X FF 94 1-0 2B		B SL 81 C SI 89 B SL 82 S SI 90 S SI 89 2-3 K	4	0	1	0	0	2	1
28 Eric Sogard, L (1, 4) OBP: 0.293, SLG: 0.280 17 Adam Rosales, R (7, PH) OBP: 0.341, SLG: 0.447 (7, 4)			C FS 84 F FF 93 F FS 84 C FF 92 0-3 K		B FF 89 X FS 81 1-1 F9		B FF 94 B FF 93 C FF 93 X FF 94 2-1 F7		C SI 90 C SL 83 X SL 82 0-2 2B	2 2	0 0	0 1	0 0	0 0	1 0	1 1
Inning Stats	R: 0 E: 0 K: 1 S: 7 H: 0 LOB: 0 BB: 0 P: 11	R: 0 E: 0 K: 1 S: 9 H: 0 LOB: 0 BB: 0 P: 13	R: 0 E: 0 K: 3 S: 14 H: 1 LOB: 2 BB: 1 P: 22	R: 1 E: 0 K: 2 S: 10 H: 1 LOB: 0 BB: 0 P: 17	R: 0 E: 0 K: 1 S: 7 H: 0 LOB: 0 BB: 0 P: 11	R: 1 E: 0 K: 1 S: 17 H: 2 LOB: 3 BB: 2 P: 30	R: 0 E: 0 K: 1 S: 8 H: 1 LOB: 1 BB: 0 P: 17	R: 1 E: 0 K: 0 S: 12 H: 2 LOB: 1 BB: 0 P: 18	R: 0 E: 0 K: 1 S: 9 H: 1 LOB: 1 BB: 0 P: 11	1B: 4 2B: 3 3B: 0 HR: 1 SF: 1 SAC: 0 DP: 0 HBP: 0						

PITCHER		IP	WLS	BF	H	R	ER	SO	BB	IBB	HBP	BLK	WP	HR	S	P	ERA	WHIP
30 Ubaldo Jiménez, R ERA: 6.37	(1, 1)	5.2	W	24	4	2	2	8	3	0	0	0	0	1	61	101	3.18	1.235
50 Nick Hagadone, L ERA: 2.25	(6, 1)	0.2	H	3	1	0	0	1	0	0	0	0	0	0	6	9	0.00	1.500
27 Bryan Shaw, R ERA: 1.23	(7, 1)	1.2	H	7	2	1	1	1	0	0	0	0	0	0	17	29	5.40	1.200
38 Joe Smith, R ERA: 0.84	(9, 1)	1.0		4	1	0	0	1	0	0	0	0	0	0	9	11	0.00	1.000

PITCHER	IP	WLS	BF	H	R	ER	SO	BB	IBB	HBP	BLK	WP	HR	S	P	ERA	WHIP

TOP

Oakland Athletics @ Cleveland Indians

Progressive Field, Cleveland, OH

Mon May 06 2013, 7:07 PM - 10:11 PM EDT

Att. 9,514 - Partly Cloudy - 56 F

livebaseballscorecards.com

AB	34
R	3
H	8
RBI	3
BB	3
SO	11
LOB	15

WP: 0 PA: 38
PB: 0
SB: 0
CS: 0

Batter	1	2	3	4	5	6	7	8	9	AB	R	H	RBI	BB	SO	LOB
23 Michael Brantley, L (1, 7) OBP: 0.357, SLG: 0.377	C FF 91 B CH 82 X SI 91 1-1 G3 ①	B CH 81 B SI 92 C FF 92 B CH 82 X SI 92 3-1 F7 ③		1 SAFE 1 SAFE C FF 91 X CH 80 0-1 1-3 1B		B FF 91 S CH 81 B FF 92 F FF 93 F CH 81 B CH 82 F FF 94 C FF 92 3-3 K ③		B CU 71 C FF 88 B FC 84 X FF 89 2-1 13 S 13 WP 1B		5	0	2	0	0	1	1
22 Jason Kipnis, L (1, 4) OBP: 0.277, SLG: 0.391	C FF 93 X FF 93 0-1 HR	X SI 92 0-0 F8 ①	1 SAFE C CH 79 X CH 80 0-1 G3 ③			C FF 92 B CH 82 F SI 91 B CU 82 F CH 80 F FF 91 C CH 84 2-3 K ①	B CU 73 1 SAFE C FF 88 C FF 89 F CU 73 F FF 90 X FF 88 1-2 L7 ①		5	1	1	1	0	1	3
13 Asdrúbal Cabrera, S (1, 6) OBP: 0.307, SLG: 0.437	B SI 95 B CH 82 B SI 92 C FF 92 C SI 91 X SI 94 3-2 HR	C CH 79 B CH 81 B FF 90 C SI 92 S SL 83 2-3 K ②			B FF 91 B SI 92 F FF 88 C SI 90 X CH 82 2-2 HR		B CU 79 B FF 90 B FF 90 B FF 91 4-0 12 G4-3 33 BB 25 1B BB	1 SAFE C FF 89 B CU 71 B FF 90 C FF 88 S CU 72 2-3 1-3 K ②		4	3	2	2	1	2	1
33 Nick Swisher, S (1, 3) OBP: 0.368, SLG: 0.411	X FF 94 0-0 P6 ②	X FF 92 0-0 12 WP 1B			C SL 83 S SL 84 B FF 93 C SL 81 1-3 K ①		B CU 75 B FF 89 B FF 91 B FF 90 4-0 12 G4-3 25 1B 1-2 BB	X CU 72 0-0 G4-3 ③		4	1	1	0	1	1	1
12 Mark Reynolds, R (1, 5) OBP: 0.376, SLG: 0.650	B FF 95 B CH 81 H SI 92 3-0 HBP	F FF 92 C CH 80 D SL 84 B SI 95 B CH 83 D FF 93 4-2 1-2 BB			X SI 92 0-0 HR		B FF 94 F SL 85 C FF 93 X CH 83 1-2 G4-3 ② 1-2 2-3			2	1	1	1	1	0	2
41 Carlos Santana, S (1, 2) OBP: 0.462, SLG: 0.667	C FF 92 B CH 83 B CH 80 1 SAFE S SI 90 1 SAFE C CH 82 2-3 K ③	B SL 79 F SI 91 B CH 79 X FF 92 2-1 L5 ③			B CH 79 S FF 91 F SI 88 F SL 83 T FF 94 1-2 K ②		I IN 73 I IN 70 I IN 70 I IN 68 4-0 25 1B 9 2B IBB			3	1	0	0	1	2	3
25 Jason Giambi, L (1, 10) OBP: 0.306, SLG: 0.515		B FF 90 B SI 91 B SI 92 C FF 91 C FF 90 X FF 94 3-2 2B	B FF 91 F SI 88 C SI 93 S CH 81 1-3 K ① F FF 92 S CH 82 0-3 K ③				C FF 93 F CH 82 B SL 83 F FF 93 B SL 81 B FF 92 X FF 93 3-2 9 2B 1-2 2-H 3-H 1B			4	0	2	2	0	2	0
9 Ryan Raburn, R (1, 9) OBP: 0.389, SLG: 0.597		B SI 92 B SI 93 S FF 93 B SI 92 F FF 95 X SI 94 3-2 G6-3 ①	B SL 81 S CH 79 S FF 92 B CH 83 B SI 93 B FF 93 4-2 11 FC6-4 BB			B FF 90 T FF 93 X FF 91 1-1 P6 ①	B FF 89 S FF 88 F FF 88 X FF 89 1-2 1-3 2-H 2B			3	0	1	1	1	0	1
11 Drew Stubbs, R (1, 8) OBP: 0.315, SLG: 0.394		C SL 84 C FF 93 D SL 84 S CH 82 1-3 K ②	B SI 91 C SI 92 X SI 92 1-1 FC6-4 23 1B 1-2f ②			C FF 94 B SL 87 C SL 86 F FF 93 S CU 80 1-3 K ②	F CU 72 B FC 84 F FF 90 D CU 73 F FF 91 X CU 72 2-2 G6-3 ③			4	0	0	0	0	2	4
Inning Stats	R: 2 E: 0 K: 1 S: 11 H: 2 LOB: 1 BB: 0 P: 20	R: 0 E: 0 K: 1 S: 11 H: 1 LOB: 1 BB: 0 P: 21	R: 0 E: 0 K: 1 S: 9 H: 1 LOB: 2 BB: 1 P: 17	R: 0 E: 0 K: 1 S: 11 H: 1 LOB: 2 BB: 1 P: 17	R: 2 E: 0 K: 3 S: 14 H: 2 LOB: 0 BB: 0 P: 18	R: 0 E: 0 K: 2 S: 11 H: 0 LOB: 0 BB: 0 P: 16	R: 3 E: 0 K: 1 S: 19 H: 2 LOB: 2 BB: 3 P: 40	R: 0 E: 0 K: 1 S: 11 H: 1 LOB: 1 BB: 0 P: 16		1B: 4 2B: 2 3B: 0 HR: 4 SF: 0 SAC: 0 DP: 0 HBP: 1		WP: 2 PB: 0 SB: 1 CS: 0 PA: 40		

PITCHER		IP	WLS	BF	H	R	ER	SO	BB	IBB	HBP	BLK	WP	HR	S	P	ERA	WHIP
11 Jarrod Parker, R ERA: 7.34	(1, 1)	5.0	L	25	7	4	4	7	2	0	1	0	1	4	56	93	7.20	1.800
44 Chris Resop, R ERA: 6.0	(6, 1)	1.2		9	1	3	3	3	2	1	0	0	0	0	23	46	16.20	1.800
58 Evan Scribner, R ERA: 4.6	(7, 1)	1.1		6	2	0	0	1	0	0	0	0	1	0	18	26	0.00	1.500

PITCHER	IP	WLS	BF	H	R	ER	SO	BB	IBB	HBP	BLK	WP	HR	S	P	ERA	WHIP

BOTTOM

Oakland Athletics @ Cleveland Indians

Progressive Field, Cleveland, OH

Mon May 06 2013, 7:07 PM - 10:11 PM EDT

Att. 9,514 - Partly Cloudy - 56 F

livebaseballscorecards.com

AB	34
R	7
H	10
RBI	7
BB	5
SO	11
LOB	16

Oakland Athletics @ Cleveland Indians

Progressive Field, Cleveland, OH

Tue May 07 2013, 7:07 PM - 9:34 PM EDT

Att. 9,474 - Cloudy - 58 F

TOP

livebaseballscorecards.com

Batter	1	2	3	4	5	6	7	8	9	AB	R	H	RBI	BB	SO	LOB
5 John Jaso, L (1, 10) OBP: 0.356, SLG: 0.348	C FF 90 B FF 92 F FF 91 B CH 84 X SI 92 2-2 ① F7			B FF 88 X FF 90 1-0 ① F7		B FF 88 C SI 90 B CH 82 B SI 90 X FF 90 3-1 1B		C FF 90 C SI 92 B FF 94 B CH 85 X SI 92 2-2 1B		4	0	2	0	0	0	0
15 Seth Smith, L (1, 7) OBP: 0.350, SLG: 0.430 22 Luke Montz, R (8, PH) OBP: 0.214, SLG: 0.571 (8, 3)	X FF 91 0-0 ② G3			B SI 90 C CH 78 B SI 91 X SI 91 2-1 ② F7		C CU 76 C CU 78 B CU 81 F SI 91 S SI 92 1-3 ② K		B SI 89 1 SAFE B SI 89 X SI 90 2-0 ③ G6-3		3 1	0 0	0 0	0 0	0 0	1 0	1 1
8 Jed Lowrie, S (1, 6) OBP: 0.397, SLG: 0.467	C SI 91 F FF 92 B CH 85 F CH 84 F SI 92 B SI 92 F CU 79 X SI 86 2-2 ③ F8			B SI 92 S SI 90 B CU 77 B FF 91 B FF 91 4-1 52 FC6-4 BB		C CU 76 X SI 91 0-1 ③ G4-3			C FF 93 C SL 82 X SL 83 0-2 ① L3	3	0	0	0	0	1	1
52 Yoenis Cespedes, R (1, 8) OBP: 0.326, SLG: 0.526		C SI 92 B SL 86 X SI 91 1-1 ① P4		B FF 91 C CU 77 X SI 91 1-1 ③ FC6-4 1-2f			C FF 91 F SL 87 B SI 90 F CH 84 B SI 92 F CU 80 X SL 87 2-2 ① P3		C FF 95 X FF 94 0-1 37 CS 1B	4	0	1	0	0	0	1
37 Brandon Moss, L (1, 3) OBP: 0.385, SLG: 0.455 (8, 9)		C SI 90 F CU 78 S FF 93 0-3 ② K			B CH 78 F FF 89 B FF 92 X SI 90 2-1 ① L8		C CH 80 S CH 80 S SI 93 0-3 ② K		1 SAFE F FF 93 B SL 83 B SL 80 F FF 92 F FF 92 F SL 82 1 SAFE B FF 92 3-3 ② ③ K F FF 92 F FF 93 S FF 93 1-2	4	0	0	0	0	3	1
20 Josh Donaldson, R (1, 5) OBP: 0.386, SLG: 0.484		C SI 92 B SI 90 B FF 92 S CU 78 F CU 81 B SI 87 F FF 94 F CU 80 X SI 93 3-2 ③ P4			C FF 91 C SL 87 X CH 83 0-2 ② G6-3		C SL 85 S FF 92 B CU 80 B CU 80 X FF 93 2-2 1B			3	0	1	0	0	0	0
36 Derek Norris, R (1, 2) OBP: 0.395, SLG: 0.328			B FF 90 B SL 87 X FF 90 2-0 ① F7		C CU 78 B CU 76 C SI 92 F SI 93 X FF 92 1-2 1B		C FF 90 C CU 79 S CH 83 0-3 ③ K			3	0	1	0	0	1	1
28 Eric Sogard, L (1, 4) OBP: 0.294, SLG: 0.282			C FF 90 C FF 91 B FF 91 X CH 86 1-2 23 G4-6-3 1B		B SI 90 X SI 90 1-0 ③ G4-3			X FF 88 0-0 ① G4-3		3	0	1	0	0	0	1
23 Michael Taylor, R (1, 9) (8, 7)			B SI 90 S SI 90 X SI 92 1-1 ② ③ G4-6-3 1-2f			X FF 88 0-0 ① F8		B FF 91 C FF 91 B CU 78 F SI 91 F FF 94 B CH 85 X SI 93 3-2 ② P4		3	0	0	0	0	0	1

	AB	31
	R	0
	H	6
	RBI	0
	BB	1
	SO	5
	LOB	8

Inning Stats																		
	R: 0 E: 0 K: 0 S: 10	H: 0 LOB: 0 BB: 0 P: 14	R: 0 E: 0 K: 1 S: 11	H: 0 LOB: 0 BB: 0 P: 15	R: 0 E: 0 K: 0 S: 6	H: 1 LOB: 0 BB: 0 P: 10	R: 0 E: 0 K: 0 S: 6	H: 0 LOB: 1 BB: 1 P: 14	R: 0 E: 0 K: 0 S: 10	H: 1 LOB: 1 BB: 0 P: 14	R: 0 E: 0 K: 1 S: 9	H: 1 LOB: 1 BB: 0 P: 13	R: 0 E: 0 K: 2 S: 14	H: 1 LOB: 1 BB: 0 P: 18	R: 0 E: 0 K: 0 S: 9	H: 1 LOB: 1 BB: 0 P: 16	R: 0 E: 0 K: 1 S: 12	H: 1 LOB: 0 BB: 0 P: 15

	1B: 6	SF: 0	WP: 0	PA: 32
	2B: 0	SAC: 0	PB: 0	
	3B: 0	DP: 1	SB: 0	
	HR: 0	HBP: 0	CS: 1	

PITCHER		IP	WLS	BF	H	R	ER	SO	BB	IBB	HBP	BLK	WP	HR	S	P	ERA	WHIP
34 Zach McAllister, R ERA: 2.63	(1, 1)	7.2	W	28	5	0	0	4	1	0	0	0	0	0	74	111	0.00	0.783
53 Rich Hill, L ERA: 2.7	(8, 1)	0.1	H	1	0	0	0	0	0	0	0	0	0	0	1	3	0.00	0.000
54 Chris Perez, R ERA: 0.82	(9, 1)	1.0	S	3	1	0	0	1	0	0	0	0	0	0	12	15	0.00	1.000

PITCHER		IP	WLS	BF	H	R	ER	SO	BB	IBB	HBP	BLK	WP	HR	S	P	ERA	WHIP

Batter	1	2	3	4	5	6	7	8	9	AB	R	H	RBI	BB	SO	LOB
11 Drew Stubbs, R (1, 8) OBP: 0.304, SLG: 0.379	B FF 86 B FF 87 C FF 88 X FF 88 2-1 ① F7		C CU 78 S CH 81 B CU 76 D CH 82 B FF 87 C CH 82 3-3 ③ K		1 SAFE F CU 77 X FF 88 0-1 ③ F9 1-2			M SL 80 B SL 83 S SL 78 S SL 83 1-3 ② K		4	0	0	0	0	2	2
22 Jason Kipnis, L (1, 4) OBP: 0.286, SLG: 0.406	F FF 88 B FF 87 B CH 82 F FF 88 B FF 88 C SI 89 3-3 ② K			C CU 77 X FF 87 0-1 13 CS 2B		C FF 86 B CH 81 X FC 86 1-1 1B		B SL 84 B SL 83 X SI 92 2-0 ③ F7		4	0	2	0	0	1	0
13 Asdrúbal Cabrera, S (1, 6) OBP: 0.299, SLG: 0.425	S FF 89 B SI 88 B CH 83 F FF 88 B FC 87 X CH 81 3-2 ③ F8			F CH 81 B SI 88 F CH 82 B CH 80 F FF 88 F FF 88 F CH 81 X CH 81 2-2 ① ② F7 2-3		S FF 88 D CH 82 B FF 88 1 SAFE B FF 88 X FF 89 3-1 ① F7				3	0	0	0	0	0	2
33 Nick Swisher, S (1, 10) OBP: 0.368, SLG: 0.408		B FF 87 C CH 81 F FF 87 B CU 75 X FF 86 2-2 ① L6		B CU 77 S CH 82 C CH 82 B CU 76 B FF 88 X CH 81 3-2 12 FC5-4 1B		C CH 81 B FF 88 S FF 88 F CH 80 D CH 80 1 SAFE B FF 88 X FF 89 3-2 ② F8				3	0	1	0	0	0	1
12 Mark Reynolds, R (1, 5) OBP: 0.367, SLG: 0.631		C FF 88 C SI 88 B CH 83 S FF 88 1-3 ② K		F FF 89 F FF 88 B SI 88 X CH 82 1-2 ③ FC5-4 1-2f		S CH 81 C FF 87 B SI 87 D CH 80 F CH 81 1 SAFE B FC 87 F CH 80 S CH 81 3-3 ③ K				3	0	0	0	0	2	2
41 Carlos Santana, S (1, 3) OBP: 0.450, SLG: 0.645		C FF 88 B CH 82 X FF 88 1-1 ③ P4			C CH 81 S CH 80 B SI 87 B CH 81 X FF 87 2-2 E3 4 1B 10 SF8		X FF 87 0-0 ① G4-3			3	1	0	0	0	0	0
9 Ryan Raburn, R (1, 9) OBP: 0.387, SLG: 0.600			C FF 88 B FF 87 B CU 75 B FF 88 X FF 88 3-1 4 G6-3 2B		F FF 88 B FF 87 X FF 87 1-1 ① G6-3		C CU 76 F CH 80 B FF 87 C SI 88 1-3 ② K			3	0	1	0	0	1	1
4 Mike Aviles, R (1, 7) OBP: 0.305, SLG: 0.434 23 Michael Brantley, L (9, 7) OBP: 0.357, SLG: 0.377			B SI 88 B FF 88 X CH 81 2-0 ① G6-3 2-3		X CH 82 0-0 11 S 1B 2-3		C FF 88 B FF 87 X FF 88 1-1 ③ F9			3 0	0 0	1 0	0 0	0 0	0 0	1 0
10 Yan Gomes, R (1, 2) OBP: 0.229, SLG: 0.515			C CH 81 B SI 88 X CH 82 1-1 ② G5-3		X CH 82 0-0 ② SF8 3-H			C SL 81 S SL 84 B SL 84 F SL 83 X SL 83 1-2 ① F9		2	0	0	1	0	0	1
Inning Stats	R: 0 E: 0 K: 1 S: 8 H: 0 LOB: 0 BB: 0 P: 16	R: 0 E: 0 K: 1 S: 8 H: 0 LOB: 0 BB: 0 P: 12	R: 0 E: 0 K: 1 S: 8 H: 1 LOB: 1 BB: 0 P: 17	R: 0 E: 0 K: 0 S: 15 H: 2 LOB: 1 BB: 0 P: 21	R: 1 E: 1 K: 0 S: 9 H: 1 LOB: 1 BB: 0 P: 12	R: 0 E: 0 K: 1 S: 13 H: 1 LOB: 1 BB: 0 P: 23	R: 0 E: 0 K: 1 S: 6 H: 0 LOB: 0 BB: 0 P: 8	R: 0 E: 0 K: 1 S: 8 H: 0 LOB: 0 BB: 0 P: 12		1B: 3 2B: 2 3B: 0 HR: 0 SF: 1 SAC: 0 DP: 0 HBP: 0						

PITCHER		IP	WLS	BF	H	R	ER	SO	BB	IBB	HBP	BLK	WP	HR	S	P	ERA	WHIP
57 Tommy Milone, L ERA: 3.13	(1, 1)	7.0	L	26	5	1	0	5	0	0	0	0	0	0	67	109	0.00	0.714
47 Pat Neshek, R ERA: 3.46	(8, 1)	0.2		2	0	0	0	1	0	0	0	0	0	0	7	9	0.00	0.000
13 Jerry Blevins, L ERA: 1.96	(8, 1)	0.1		1	0	0	0	0	0	0	0	0	0	0	1	3	0.00	0.000

PITCHER	IP	WLS	BF	H	R	ER	SO	BB	IBB	HBP	BLK	WP	HR	S	P	ERA	WHIP

BOTTOM

Oakland Athletics @ Cleveland Indians

Progressive Field, Cleveland, OH

Tue May 07 2013, 7:07 PM - 9:34 PM EDT

Att. 9,474 - Cloudy - 58 F

livebaseballscorecards.com

AB	28
R	1
H	5
RBI	1
BB	0
SO	6
LOB	10

Oakland Athletics @ Cleveland Indians

Progressive Field, Cleveland, OH

Wed May 08 2013, 7:07 PM - 9:31 PM EDT

Att. 11,125 - Cloudy - 64 F

TOP

livebaseballscorecards.com

Batter	1	2	3	4	5	6	7	8	9	AB	R	H	RBI	BB	SO	LOB
5 John Jaso, L (1, 2) OBP: 0.349, SLG: 0.333	C FF 93 B SI 93 F FF 96 F FF 96 S SL 88 1-3 K ①		B SI 94 X FF 96 1-0 G4-3 ③		B SI 91 X SI 91 1-0 G3-1 ①		F SI 90 C FF 94 X SL 85 0-2 L6 ③		C FF 93 B FF 92 2 SAFE F FF 92 B SL 82 F FF 92 F SL 81 F SL 81 B FF 93 4-2 B FF 93 1-2 2-3 BB	4	0	0	0	1	1	1
15 Seth Smith, L (1, 7) OBP: 0.352, SLG: 0.429	C SI 93 F FF 95 F FF 97 F FF 97 B SL 89 B SL 88 X FF 96 2-2 F8 ②			C SL 80 X FF 93 0-1 52 FC6-4 8 1B 37 1B 1B	B FF 93 L SI 91 C SL 83 B SL 85 X FF 94 2-2 G3 ②			B SL 79 C FF 90 B FF 90 C SL 82 X SL 83 2-2 1B	C FF 92 X SL 80 0-1 G1 ③	5	1	2	0	0	0	3
8 Jed Lowrie, S (1, 10) OBP: 0.400, SLG: 0.464	B SI 92 B FF 96 C SI 91 X FF 94 2-1 G4-3 ③			1 SAFE X SI 91 0-0 52 FC6-4 1-2 1B	B SL 84 C SI 91 B FF 94 B SL 82 B SI 91 4-1 BB			C FF 90 C FF 90 B SI 90 S FF 90 1-3 K ①		3	0	1	0	1	1	1
52 Yoenis Cespedes, R (1, 8) OBP: 0.313, SLG: 0.500		X FF 95 0-0 F9 ①		B SL 85 X SI 92 1-0 FC6-4 ① 20 WP 37 1B 10 1B 1-2f 2-3	B SI 90 X SL 82 1-0 G3 ③			C FF 90 B SI 90 F SI 90 B SI 90 C FF 91 2-3 K ②		4	1	0	0	0	1	4
37 Brandon Moss, L (1, 9) OBP: 0.380, SLG: 0.448		B FF 95 B SI 92 X FF 94 2-0 F8 ②		D FF 93 S SL 82 B FF 94 1 SAFE F FF 93 F SL 84 X SL 85 2-2 20 WP 10 1B 1-2 3-H 1B		B SL 81 X FF 94 1-0 F8 ①		1 SAFE C SL 81 S FF 90 X FF 91 0-2 F8 ③		4	1	1	1	0	0	1
20 Josh Donaldson, R (1, 5) OBP: 0.375, SLG: 0.468		C FF 96 C SL 86 B FF 97 F FF 96 S SI 96 1-3 K ③		B FF 94 B SL 82 C SI 89 C SL 84 S FF 94 2-3 K ② 1-2 2-3		B SL 83 B SI 89 X FF 94 2-0 G3 ②			F FF 93 C SL 84 S SL 82 0-3 K ①	4	0	0	0	0	3	2
10 Daric Barton, L (1, 3) OBP: 0.500, SLG: 0.333			C FF 95 B SL 82 B FF 94 F SI 89 B SL 84 B SI 91 4-2 BB	C SL 82 X FF 94 0-1 17 HBP 2-H 3-H 1B		C SI 90 C SL 85 C SL 84 0-3 K ③			C FF 93 C FF 92 F FF 93 F SL 82 F SL 83 X FF 93 0-2 G3 ②	3	0	1	2	1	1	0
17 Adam Rosales, R (1, 6) OBP: 0.356, SLG: 0.463			M FF 93 1 SAFE B FF 94 B SI 91 C FF 91 S SI 92 2-3 K ①	B FF 93 H SI 90 2-0 28 FC6-4 1-2 HBP			F FF 93 B SI 91 S SI 90 S SL 84 1-3 K ①		C FF 93 B SL 83 X FF 93 1-1 5 BB 2B	3	0	1	0	0	2	1
28 Eric Sogard, L (1, 4) OBP: 0.292, SLG: 0.272			C SI 90 B SI 93 C SL 80 F FF 94 C FF 94 1-3 K ②	C SL 82 F SL 84 F FF 94 X SI 93 0-2 FC6-4 ③ 1-2f			C SI 89 F SL 83 F SL 84 X FF 94 0-2 G3-1 ②		C FF 92 H SL 82 1-1 5 BB HBP	3	0	0	0	0	1	3
Inning Stats	R: 0 E: 0 K: 1 S: 11 H: 0 LOB: 0 BB: 0 P: 16	R: 0 E: 0 K: 1 S: 6 H: 0 LOB: 0 BB: 0 P: 9	R: 0 E: 0 K: 2 S: 10 H: 0 LOB: 1 BB: 1 P: 18	R: 3 E: 0 K: 1 S: 17 H: 4 LOB: 2 BB: 0 P: 24	R: 0 E: 0 K: 0 S: 6 H: 0 LOB: 1 BB: 1 P: 14	R: 0 E: 0 K: 1 S: 5 H: 0 LOB: 0 BB: 0 P: 8	R: 0 E: 0 K: 1 S: 10 H: 0 LOB: 0 BB: 0 P: 11	R: 0 E: 0 K: 2 S: 12 H: 1 LOB: 1 BB: 0 P: 17	R: 0 E: 0 K: 1 S: 19 H: 1 LOB: 3 BB: 1 P: 25	1B: 5 2B: 1 3B: 0 HR: 0 SF: 0 SAC: 0 DP: 0 HBP: 2	WP: 1 PB: 0 SB: 0 CS: 0 PA: 38					

	AB	33
	R	3
	H	6
	RBI	3
	BB	3
	SO	10
	LOB	16

PITCHER		IP	WLS	BF	H	R	ER	SO	BB	IBB	HBP	BLK	WP	HR	S	P	ERA	WHIP
63 Justin Masterson, R ERA: 3.67	(1, 1)	7.0	W	28	4	3	3	7	2	0	1	0	1	0	65	100	3.86	0.857
38 Joe Smith, R ERA: 0.77	(8, 1)	1.0	H	4	1	0	0	2	0	0	0	0	0	0	12	17	0.00	1.000
54 Chris Perez, R ERA: 0.75	(9, 1)	1.0	S	6	1	0	0	1	1	0	1	0	0	0	19	25	0.00	2.000

PITCHER		IP	WLS	BF	H	R	ER	SO	BB	IBB	HBP	BLK	WP	HR	S	P	ERA	WHIP

BOTTOM

Oakland Athletics @ Cleveland Indians

Progressive Field, Cleveland, OH

Wed May 08 2013, 7:07 PM - 9:31 PM EDT

Att. 11,125 - Cloudy - 64 F

livebaseballscorecards.com

Batter	1	2	3	4	5	6	7	8	9	AB	R	H	RBI	BB	SO	LOB
23 Michael Brantley, L (1, 7) OBP: 0.362, SLG: 0.381	C FF 89 F FF 90 X CU 69 0-2 22 FC3-6 1B		B FF 91 1 SAFE 1 SAFE X CH 82 1-0 ② G6-3 1-2		C FF 90 X CU 69 0-1 ② FC4-6 1-2f 2-H 3-H		C FF 88 X CH 79 0-1 22 S 1B			4	0	2	1	0	0	2
22 Jason Kipnis, L (1, 4) OBP: 0.275, SLG: 0.390	B FF 90 B FF 91 X FF 90 2-0 ① FC3-6 1-2f		B FF 89 C CH 82 F FF 90 B FF 91 B CU 70 S CH 82 3-3 ③ K 2-3		1 SAFE B FF 91 B CH 81 F FF 90 C FF 90 X FF 91 2-2 ③ F9		1 SAFE B FF 94 C FF 95 X FF 96 1-1 ③ L6 1-2			4	0	0	0	0	1	4
13 Asdrúbal Cabrera, S (1, 6) OBP: 0.289, SLG: 0.409	F FF 90 X FF 90 0-1 ② P6			C CH 79 X FF 90 0-1 ① F7		C CH 80 B CH 80 F FF 90 X CH 81 1-2 ① L9		B FF 96 B FF 95 F FF 96 C SL 86 S SL 86 2-3 ① K		4	0	0	0	0	1	1
33 Nick Swisher, S (1, 3) OBP: 0.364, SLG: 0.431	B FF 90 X FF 92 1-0 ③ F9			B FF 89 C CH 81 C FF 90 S CU 69 1-3 ② K		C CH 82 B CH 81 B FF 91 X FF 90 2-1 HR		B SL 86 C SL 86 X FF 96 1-1 ② G4-3		4	1	1	1	0	1	1
12 Mark Reynolds, R (1, 10) OBP: 0.355, SLG: 0.607		X FF 90 0-0 ① F9		C FF 90 B SL 83 B SL 86 C SL 85 C SL 86 2-3 ③ K		B SL 82 X SL 84 1-0 ② P5		S FF 97 F SL 86 S SL 86 0-3 ③ K		4	0	0	0	0	2	0
41 Carlos Santana, S (1, 2) OBP: 0.455, SLG: 0.674		B FF 90 C FF 91 B FF 91 C CU 71 F CU 69 B CU 69 X FF 92 3-2 ② P5			B CU 69 B FF 90 B FF 91 B FF 90 4-0 8 1B 9 BB 11 FC5-2 BB	B FF 90 F FF 90 B FF 90 B CU 71 X FF 90 3-1 HR				2	1	1	1	1	0	0
9 Ryan Raburn, R (1, 9) OBP: 0.385, SLG: 0.583		C FF 91 S SL 84 B SL 84 S SL 85 1-3 ③ K			B SL 84 F FF 90 B CU 70 B SL 85 B FF 91 4-1 11 FC5-2 8 1B 23 FC4-6 1-2 BB	X FF 89 0-0 ③ G6-3				2	1	0	0	1	1	0
8 Lonnie Chisenhall, L (1, 5) OBP: 0.271, SLG: 0.395			C FF 89 B CH 81 C FF 90 F CU 68 B FF 91 X CH 82 2-2 ① F9		B FF 90 F CH 82 X FF 91 1-1 11 FC5-2 23 E 1-2 2-3 1B		X FF 87 0-0 ① F7			3	1	1	0	0	0	0
11 Drew Stubbs, R (1, 8) OBP: 0.304, SLG: 0.377			C FF 90 C SL 84 X FF 90 0-2 22 WP 23 G6-3 1B		X SL 86 0-0 ① FC5-2 23 FC4-6 1-2 2-3 3-Hf		C FF 88 B SL 82 X FF 88 1-1 ② P6			3	0	1	0	0	0	3
Inning Stats	R: 0 E: 0 K: 0 S: 7 H: 1 LOB: 1 BB: 0 P: 10	R: 0 E: 0 K: 1 S: 8 H: 0 LOB: 0 BB: 0 P: 12	R: 0 E: 0 K: 1 S: 11 H: 1 LOB: 1 BB: 0 P: 17	R: 0 E: 0 K: 2 S: 8 H: 0 LOB: 0 BB: 0 P: 11	R: 2 E: 1 K: 0 S: 9 H: 1 LOB: 1 BB: 2 P: 20	R: 2 E: 0 K: 0 S: 9 H: 2 LOB: 0 BB: 0 P: 16	R: 0 E: 0 K: 0 S: 7 H: 1 LOB: 1 BB: 0 P: 9	R: 0 E: 0 K: 2 S: 8 H: 0 LOB: 0 BB: 0 P: 11		1B: 4 2B: 0 3B: 0 HR: 2 SF: 0 SAC: 0 DP: 0 HBP: 0						

	AB	30
	R	4
	H	6
	RBI	3
	BB	2
	SO	6
	LOB	11

PITCHER		IP	WLS	BF	H	R	ER	SO	BB	IBB	HBP	BLK	WP	HR	S	P	ERA	WHIP
64 A.J. Griffin, R ERA: 3.83	(1, 1)	6.2	L	28	6	4	3	4	2	0	0	0	1	2	57	92	4.05	1.200
62 Sean Doolittle, L ERA: 1.26	(7, 1)	0.1		1	0	0	0	0	0	0	0	0	0	0	2	3	0.00	0.000
48 Ryan Cook, R ERA: 1.69	(8, 1)	1.0		3	0	0	0	2	0	0	0	0	0	0	8	11	0.00	0.000

PITCHER	IP	WLS	BF	H	R	ER	SO	BB	IBB	HBP	BLK	WP	HR	S	P	ERA	WHIP

Batter	1	2	3	4	5	6	7	8	9	AB	R	H	RBI	BB	SO	LOB
17 Adam Rosales, R (1, 6) (7, 7) OBP: 0.400, SLG: 0.477	C SI 90 C SI 91 B SI 91 B SI 92 X SI 91 2-2 8 FC5-4 1B		X SI 92 0-0 1B		C CH 84 F SI 94 F SI 95 B SI 93 B SL 84 F SL 83 F CH 78 1 SAFE F SI 93 2-3 ③ S CH 80 K			B SI 94 B SI 93 B SI 94 C FF 92 B SI 93 4-1 8 1B 28 1B BB	B SI 91 B SI 91 B SI 92 B SI 90 4-0 8 DI BB	3	1	2	0	2	1	1
8 Jed Lowrie, S (1, 4) OBP: 0.393, SLG: 0.454	C SI 90 B SI 91 X CH 80 1-1 ① FC5-4 20 1B 1-2f		C SI 91 B SL 82 B SI 92 S SI 92 D CH 81 F SI 93 F SI 92 X SI 93 3-2 ② L5			C SI 92 S SI 93 B CH 80 B SI 93 X CH 79 2-2 ① L7		X SI 94 0-0 28 1B 1-3 1B	C SI 92 B SL 82 X SI 92 1-1 ③ L1 1-2	5	0	1	0	0	0	3
52 Yoenis Cespedes, R (1, 8) OBP: 0.303, SLG: 0.482 28 Eric Sogard, L (7, 6) OBP: 0.300, SLG: 0.280	C SI 92 B SI 92 S SI 91 S SI 93 1-3 ② K		B CH 79 F SI 94 D SL 84 F SI 95 S SL 84 2-3 ③ K			F CH 81 S SL 82 S SI 95 0-3 ② K		X SI 94 0-0 20 BB 1-3 3-H 1B		3 1	0 0	0 1	0 1	0 0	3 0	2 0
20 Josh Donaldson, R (1, 5) OBP: 0.385, SLG: 0.496	B SI 92 F SI 91 S SI 92 1 SAFE F SI 92 1 SAFE F SL 84 F SI 92 D SL 82 2-2 X CH 80 1-2 1B			C SI 91 B SL 84 S SI 93 X SI 93 1-2 ① G6-3		F SI 94 B SI 92 B SL 83 C SI 93 X SL 83 2-2 HR		B SI 94 D CU 82 B SI 95 B SI 95 4-1 10 FC6-4 1-2 BB		3	1	2	1	1	0	0
22 Luke Montz, R (1, 10) OBP: 0.176, SLG: 0.471 5 John Jaso, L (8, PH) OBP: 0.346, SLG: 0.330 (8, 10)	F SI 92 F SI 93 S SL 84 0-3 ③ K			S SI 92 B SI 93 B CH 82 X SI 93 2-1 ② F8		F SI 95 C SI 95 S SI 95 0-3 ③ K		S FF 96 F FF 97 B KC 86 D KC 86 S FF 96 2-3 ① K		3 1	0 0	0 0	0 0	0 1	2 3	2 3
36 Derek Norris, R (1, 2) OBP: 0.376, SLG: 0.309		C SI 91 F SI 91 B SL 83 S SI 94 1-3 ① K		B SI 93 B SI 93 F SI 93 B SI 92 X SI 91 3-1 ③ F7			C SI 93 B SI 92 F SI 93 B SL 88 S SI 94 2-3 ① K	F FF 96 C KC 85 B KC 85 B FF 96 T FF 96 2-2 ② K		4	0	0	0	0	3	3
7 Nate Freiman, R (1, 3) OBP: 0.304, SLG: 0.350 10 Daric Barton, L (8, PH) OBP: 0.400, SLG: 0.250 (8, 3)		C SI 92 B SI 92 F SI 93 F SL 83 C SI 93 1-3 ② K			F SI 92 S SI 93 B SL 84 B SI 94 X SL 82 2-2 ① F8		F SI 94 C SI 94 B SI 94 S CU 82 1-3 ② K	C FF 97 X FF 96 0-1 ③ FC6-4 1-2f		3 1	0 0	0 0	0 0	0 0	2 0	0 3
37 Brandon Moss, L (1, 9) OBP: 0.376, SLG: 0.435 (7, 8)		X SI 93 0-0 ③ G4-3			F SI 94 C SI 94 B SL 84 S SL 84 1-3 ② K		S SI 93 B FF 94 S CU 81 F FF 95 B SI 93 B CU 82 F SI 94 B SI 94 4-2 BB		X SI 91 0-0 ① F8	3	0	0	0	1	1	0
23 Michael Taylor, R (1, 7) OBP: 0.063, SLG: 0.063 (7, 9)			B SI 91 S SI 91 B SI 92 C SI 91 T SI 92 2-2 ① K		C SI 93 S SL 83 B SI 93 X SL 84 1-2 1B		B SI 94 C SI 93 B SI 93 S SI 93 B SI 94 X SI 95 3-2 ③ G5-3		C SI 92 S SL 86 B SI 92 B SL 85 X SL 86 2-2 ② L7	4	0	1	0	0	1	1

Inning Stats	1	2	3	4	5	6	7	8	9
	R: 0 E: 0 K: 2 S: 17 H: 2 LOB: 2 BB: 0 P: 23	R: 0 E: 0 K: 2 S: 8 H: 0 LOB: 0 BB: 0 P: 10	R: 0 E: 0 K: 2 S: 12 H: 1 LOB: 1 BB: 0 P: 19	R: 0 E: 0 K: 0 S: 7 H: 0 LOB: 0 BB: 0 P: 13	R: 0 E: 0 K: 2 S: 16 H: 1 LOB: 1 BB: 0 P: 22	R: 1 E: 0 K: 2 S: 12 H: 1 LOB: 0 BB: 0 P: 16	R: 0 E: 0 K: 2 S: 13 H: 0 LOB: 1 BB: 1 P: 23	R: 1 E: 0 K: 2 S: 12 H: 2 LOB: 3 BB: 2 P: 24	R: 0 E: 0 K: 0 S: 6 H: 0 LOB: 1 BB: 1 P: 13

1B: 6 SF: 0 WP: 0 PA: 38
2B: 0 SAC: 0 PB: 0
3B: 0 DP: 0 SB: 0
HR: 1 HBP: 0 CS: 0

PITCHER		IP	WLS	BF	H	R	ER	SO	BB	IBB	HBP	BLK	WP	HR	S	P	ERA	WHIP
26 Scott Kazmir, L ERA: 4.87	(1, 1)	6.0	W	23	5	1	1	10	0	0	0	0	0	1	72	103	1.50	0.833
32 Matt Albers, R ERA: 4.66	(7, 1)	1.0		8	2	1	1	2	3	0	0	0	0	0	17	35	9.00	5.000
37 Cody Allen, R ERA: 2.4	(8, 1)	1.0		3	0	0	0	2	0	0	0	0	0	0	8	12	0.00	0.000
Scott Barnes, L ERA: 4.5	(9, 1)	1.0		4	0	0	0	0	1	0	0	0	0	0	6	13	0.00	1.000

PITCHER	IP	WLS	BF	H	R	ER	SO	BB	IBB	HBP	BLK	WP	HR	S	P	ERA	WHIP

TOP

Oakland Athletics @ Cleveland Indians

Progressive Field, Cleveland, OH

Thu May 09 2013, 12:07 PM - 3:06 PM EDT

Att. 12,477 - Sunny - 66 F

livebaseballscorecards.com

AB	34
R	2
H	7
RBI	2
BB	4
SO	14
LOB	18

BOTTOM

Oakland Athletics @ Cleveland Indians

Progressive Field, Cleveland, OH

Thu May 09 2013, 12:07 PM - 3:06 PM EDT

Att. 12,477 - Sunny - 66 F

livebaseballscorecards.com

Batter	1	2	3	4	5	6	7	8	9	AB	R	H	RBI	BB	SO	LOB
23 Michael Brantley, L (1, 7) OBP: 0.363, SLG: 0.382	F FF 90 B FF 92 F SI 91 F FF 93 X FF 93 1-2 22 HR 1B	X SI 90 0-0 1-3 1B		B SI 92 B SI 91 X FF 91 2-0 ② F8		C FF 87 B CU 70 B CU 69 X FF 87 2-1 ① P5		C SI 90 B CH 72 F CH 70 B SI 91 F SL 81 X SI 90 2-2 ② F7		5	1	2	0	0	0	1
22 Jason Kipnis, L (1, 4) OBP: 0.272, SLG: 0.413	1 SAFE B SI 89 B SI 88 1 SAFE F SI 88 X SI 88 2-1 1-H HR	B SI 91 C FF 92 X FF 91 1-1 ② SF8 3-H		B FF 95 F FF 94 C FF 93 X FF 94 1-2 ③ G4-3		C CU 70 B FF 88 F FF 87 F CU 71 B CU 69 X FF 87 2-2 ② F9		B SI 90 X SI 89 1-0 ③ G6-3		4	1	1	3	0	0	1
13 Asdrúbal Cabrera, S (1, 6) OBP: 0.290, SLG: 0.416 4 Mike Aviles, R (6, 6) OBP: 0.300, SLG: 0.426	B SI 90 B SI 91 C SI 90 F SI 91 S SI 85 2-3 ① K	S FF 90 F SI 90 B SI 91 C SI 89 1-3 ③ K			B FF 89 X FF 88 1-0 25 1B 2B	S FF 88 F FF 89 X CU 71 0-2 ③ G5-3				3 1	1 0	1 0	0 0	0 0	2 0	1 0
33 Nick Swisher, S (1, 9) OBP: 0.363, SLG: 0.457 9 Ryan Raburn, R (6, 9) OBP: 0.380, SLG: 0.575	B FF 93 B SI 92 C SI 92 X FF 90 2-1 ② F7		X SI 91 0-0 HR		C CU 71 B CU 71 C FF 88 B CU 72 C CU 70 2-3 ① K		S FF 88 C CU 70 S CU 69 0-3 ① K			3 1	1 0	1 0	1 0	0 0	1 1	1 0
25 Jason Giambi, L (1, 10) OBP: 0.300, SLG: 0.486	C SI 91 S FF 93 F FF 93 B FF 90 F SI 92 F SL 84 F SL 85 F SI 92 B FF 94 2-2 X CH 86 F9 ③		B SI 92 B FF 91 C FF 91 B SI 92 F FF 91 X FF 94 3-2 ① F8		C FF 89 X FF 89 0-1 12 HR 2-H 1B		C FF 89 C FF 87 F CU 71 B CU 71 F FF 90 B CU 71 B FF 89 X FF 87 3-2 ② G6-3			4	1	1	1	0	0	0
12 Mark Reynolds, R (1, 3) OBP: 0.367, SLG: 0.645		C SI 90 C SI 91 F SI 91 X SI 92 0-2 10 E 2B	B SL 83 F SI 92 F FF 94 B SI 92 S SL 86 2-3 ② K		S FF 89 F FC 84 B FF 90 X FF 90 1-2 1-H HR		F FF 89 B FF 90 C FF 90 B CU 70 F FC 83 B FF 91 F FF 89 B FF 89 4-2 BB			3	2	2	2	1	1	0
8 Lonnie Chisenhall, L (1, 5) OBP: 0.270, SLG: 0.388		X FF 92 0-0 ① F7	C CH 85 B FF 95 F FF 94 B SI 92 F SI 91 F SI 92 X FF 94 2-2 10 FC6-4 1B		C FF 90 S CU 72 F CU 72 B FC 83 F CU 71 F FF 90 F CU 73 F FF 89 B FC 84 2-2 X FF 89 E3		S CU 70 B FF 89 X FF 88 1-1 ③ F7			4	0	1	0	0	0	2
10 Yan Gomes, R (1, 2) OBP: 0.231, SLG: 0.514		C SI 90 C SI 91 B FF 94 B SI 92 X SI 92 2-2 E9 11 1B 2-H 2B	B SI 89 F SI 89 F SL 82 X CH 82 1-2 ③ FC6-4 1-2f		X CU 71 0-0 ② F9			C SL 79 X SL 82 0-1 ① L8		4	1	1	1	0	0	2
11 Drew Stubbs, R (1, 8) OBP: 0.311, SLG: 0.382		B FF 93 X SI 91 1-0 23 1B 22 SF8 3-H 1B		C FF 90 C SI 91 F FF 94 B SI 91 S SL 85 1-3 ① K	B FF 89 X FF 88 1-0 ③ F7			C SL 82 B SL 82 X SL 80 1-1 1B		4	1	2	1	0	1	1
Inning Stats	R: 2 E: 0 K: 1 S: 19 H: 2 LOB: 0 BB: 0 P: 28	R: 3 E: 1 K: 1 S: 15 H: 4 LOB: 1 BB: 0 P: 20	R: 1 E: 0 K: 1 S: 15 H: 2 LOB: 1 BB: 0 P: 23	R: 0 E: 0 K: 1 S: 8 H: 0 LOB: 0 BB: 0 P: 12	R: 3 E: 1 K: 1 S: 19 H: 3 LOB: 1 BB: 0 P: 26	R: 0 E: 0 K: 0 S: 9 H: 0 LOB: 0 BB: 0 P: 13	R: 0 E: 0 K: 1 S: 14 H: 0 LOB: 1 BB: 1 P: 22	R: 0 E: 0 K: 0 S: 9 H: 1 LOB: 1 BB: 0 P: 13		1B: 6 2B: 3 3B: 0 HR: 3 SF: 1 SAC: 0 DP: 0 HBP: 0		WP: 0 PB: 0 SB: 0 CS: 0 PA: 38		

PITCHER	IP	WLS	BF	H	R	ER	SO	BB	IBB	HBP	BLK	WP	HR	S	P	ERA	WHIP
40 Bartolo Colon, R (1, 1) ERA: 4.57	4.0	L	20	8	6	6	4	0	0	0	0	0	2	57	83	13.50	2.000
58 Evan Scribner, R (5, 1) ERA: 5.3	3.0		14	3	3	3	2	1	0	0	0	0	1	42	61	9.00	1.333
47 Pat Neshek, R ERA: 3.21	(8, 1) 1.0		4	1	0	0	0	0	0	0	0	0	0	9	13	0.00	1.000

PITCHER	IP	WLS	BF	H	R	ER	SO	BB	IBB	HBP	BLK	WP	HR	S	P	ERA	WHIP

AB	36
R	9
H	12
RBI	9
BB	1
SO	6
LOB	9

Batter	1	2	3	4	5	6	7	8	9	AB	R	H	RBI	BB	SO	LOB
24 Michael Bourn, L (1, 8) OBP: 0.346, SLG: 0.551	B FF 91 C FF 92 F FF 93 C FF 94 1-3 ① K		B CU 80 B CH 85 C FF 94 F FF 93 F CH 87 X FF 94 2-2 ② L8			X FF 89 0-0 ① F8		C FF 91 X CU 77 0-1 ② G2-3		4	0	0	0	0	1	0
22 Jason Kipnis, L (1, 4) OBP: 0.271, SLG: 0.417	C FF 92 X CU 80 0-1 33 2B 2B		B FF 93 C CH 85 B CH 85 X FF 93 2-1 ③ G4-3			C FF 89 X FF 91 0-1 ② F8		B CU 75 B CH 82 B FF 92 C FF 92 S FF 93 S FF 93 3-3 ③ K		4	1	1	0	0	1	0
13 Asdrúbal Cabrera, S (1, 6) OBP: 0.289, SLG: 0.410	C FF 94 B CH 85 X CH 86 1-1 ② F9			C CH 84 B CH 84 B FF 93 X FF 93 2-1 ① F8		C FF 90 B FF 92 B CU 78 C CH 84 S FF 94 2-3 ③ K			B FF 92 B SI 92 X SI 92 2-0 ① 1B	4	0	1	0	0	1	1
33 Nick Swisher, S (1, 10) OBP: 0.375, SLG: 0.495	B FF 93 X FF 93 1-0 2-H 2B			B CU 78 B CH 85 X FF 95 2-0 41 G4-3 3B			F FF 89 X CU 76 0-1 41 2B 12 G4-3 1B		B FF 93 F FF 92 S CH 84 F SI 93 B SI 94 B CH 84 C CH 85 3-3 ② K	4	2	3	1	0	1	0
41 Carlos Santana, S (1, 2) OBP: 0.448, SLG: 0.667	T FF 94 D CU 80 C CH 86 B FF 95 F FF 94 B FF 94 X CH 86 3-2 ③ G5-3			C FF 95 F FF 95 F CH 87 B FF 98 B FF 96 X CH 88 2-2 ② G4-3 3-H			B CH 81 B FF 92 C FF 92 X CH 84 2-1 12 G4-3 23 SF7 1-3 2B		B SI 93 X SI 93 1-0 ③ L7	4	1	1	1	0	0	1
12 Mark Reynolds, R (1, 3) OBP: 0.359, SLG: 0.628		B SL 86 S FF 92 F FF 93 B CH 84 S SL 86 2-3 ① K		F FF 95 B CH 86 S SL 88 S FF 96 1-3 ③ K			X SL 85 0-0 ① G4-3 2-3 3-H			3	0	0	1	0	2	1
23 Michael Brantley, L (1, 7) OBP: 0.355, SLG: 0.376		C FF 91 F CH 83 X CH 86 0-2 ② G1-3			C FF 90 X FF 91 0-1 ① G6-3		B CU 76 B FF 93 X FF 94 2-0 ② SF7 3-H			2	0	0	1	0	0	0
11 Drew Stubbs, R (1, 9) OBP: 0.303, SLG: 0.372		B FF 92 S SL 86 C FF 94 C FF 94 1-3 ③ K			X SL 83 0-0 ② F8		C SL 82 B SL 83 B FF 92 F FF 93 X FF 95 2-2 ③ F9			3	0	0	0	0	1	0
8 Lonnie Chisenhall, L (1, 5) OBP: 0.261, SLG: 0.375			B FF 91 B FF 92 C FF 92 F FF 94 F CH 85 B SL 81 X FF 94 3-2 ① F8		C FF 91 X CU 77 0-1 ③ L4			C FF 91 F CH 83 S CU 77 0-3 ① K		3	0	0	0	0	1	0
Inning Stats	R: 1 E: 0 K: 1 S: 12 H: 2 LOB: 1 BB: 0 P: 18	R: 0 E: 0 K: 2 S: 9 H: 0 LOB: 0 BB: 0 P: 12	R: 0 E: 0 K: 0 S: 10 H: 0 LOB: 0 BB: 0 P: 17	R: 1 E: 0 K: 1 S: 10 H: 1 LOB: 0 BB: 0 P: 17	R: 0 E: 0 K: 0 S: 5 H: 0 LOB: 0 BB: 0 P: 5	R: 0 E: 0 K: 1 S: 6 H: 0 LOB: 0 BB: 0 P: 8	R: 2 E: 0 K: 0 S: 9 H: 2 LOB: 0 BB: 0 P: 15	R: 0 E: 0 K: 2 S: 8 H: 0 LOB: 0 BB: 0 P: 11	R: 0 E: 0 K: 1 S: 6 H: 1 LOB: 0 BB: 0 P: 12	1B: 2 2B: 3 3B: 1 HR: 0 SF: 1 SAC: 0 DP: 0 HBP: 0						

TOP

Cleveland Indians @ Detroit Tigers

Comerica Park, Detroit, MI

Fri May 10 2013, 7:09 PM - 9:57 PM EDT

Att. 37,547 - Cloudy - 59 F

livebaseballscorecards.com

AB	31
R	4
H	6
RBI	4
BB	0
SO	8
LOB	3

PITCHER		IP	WLS	BF	H	R	ER	SO	BB	IBB	HBP	BLK	WP	HR	S	P	ERA	WHIP
37 Max Scherzer, R ERA: 3.61	(1, 1)	8.0	W	29	5	4	4	7	0	0	0	0	0	0	69	103	4.50	0.625
53 Joaquín Benoit, R ERA: 1.65	(9, 1)	1.0		3	1	0	0	1	0	0	0	0	0	0	6	12	0.00	1.000

PITCHER		IP	WLS	BF	H	R	ER	SO	BB	IBB	HBP	BLK	WP	HR	S	P	ERA	WHIP

Cleveland Indians @ Detroit Tigers

Comerica Park, Detroit, MI

Fri May 10 2013, 7:09 PM - 9:57 PM EDT

Att. 37,547 - Cloudy - 59 F

livebaseballscorecards.com

BOTTOM

Batter	1	2	3	4	5	6	7	8	9	AB	R	H	RBI	BB	SO	LOB
14 Austin Jackson, R (1, 8) OBP: 0.344, SLG: 0.384	B SI 92 C SI 93 B CH 84 C SL 88 B SI 93 B SI 94 4-2 BB	X CH 83 0-0 ② L5		S FF 92 X SI 91 0-1 24 HR 2-3 1B	F FC 92 B SL 79 F SL 79 D CU 80 T FC 93 2-2 ③ K			B SI 92 C SI 92 C SI 92 X CU 81 1-2 E5 24 WP 48 G2-3 41 1B		4	2	1	0	1	1	4
48 Torii Hunter, R (1, 9) OBP: 0.380, SLG: 0.451	B SL 88 F SI 93 X SL 88 1-1 ① L4	B SI 91 S SI 92 X SL 88 1-1 ③ 2-3 3-H 1B		1 SAFE F SI 93 1 SAFE F SI 92 B FF 91 S CU 81 1-3 ② K		C FC 91 X FC 92 0-1 ① G1-3		X SI 92 0-0 ① G2-3 1-2		5	0	1	1	0	1	4
24 Miguel Cabrera, R (1, 5) OBP: 0.455, SLG: 0.618	S SL 89 B SI 92 F FF 93 1 SAFE S SL 88 1-3 ② K	X SI 92 0-0 ① F9	X SL 89 0-0 1-H 3-H HR			F FC 92 X FC 92 0-1 2B		C CU 80 C SI 92 B CU 80 S SI 93 1-3 ② K 2-3		5	1	2	3	0	2	2
28 Prince Fielder, L (1, 3) OBP: 0.422, SLG: 0.573	F SI 92 B CH 84 S CH 84 X SI 93 1-2 ③ P2	X SI 91 0-0 HR	B CH 85 X CH 85 1-0 ③ P5			B FF 91 B FF 91 F FF 92 B FF 92 C FF 93 S FF 92 3-3 ② K		S CH 80 D CU 81 B SI 92 B CH 81 B SI 91 4-1 41 1B BB		4	1	1	1	1	1	2
41 Victor Martinez, S (1, 10) OBP: 0.277, SLG: 0.290		B SL 87 B SI 91 B SI 92 B SI 91 4-0 27 2B 13 2B BB	C CH 84 B SL 90 C SL 88 F CH 84 X SI 92 1-2 ② P5		X SI 91 0-0 ① L9	C FF 92 B SL 82 F FF 92 F SL 80 B SL 81 F FF 92 F FF 91 C FF 92 2-3 ③ K		X SI 92 0-0 1-2 3-H 1B		4	1	1	1	1	1	1
12 Andy Dirks, L (1, 7) OBP: 0.333, SLG: 0.384		C SI 91 B SL 88 B SL 88 X SI 92 2-1 ① L5	B SL 90 C SL 86 B SI 92 B CH 84 F SI 92 X SI 92 3-2 27 S 1B		C SI 92 C SL 88 B CU 81 X SI 91 1-2 ② G4-3		B SI 90 F SI 90 F SL 83 B CU 74 F CU 73 B SI 90 X CU 74 3-2 HR	F SI 90 D CU 80 X SI 92 1-1 ③ F7		5	1	2	1	0	0	3
27 Jhonny Peralta, R (1, 6) OBP: 0.368, SLG: 0.435		B SL 88 F SL 89 B SI 92 X SI 92 2-1 1-3 13 2B 2B	T SL 87 C SL 89 F CU 81 S CU 82 0-3 ③ 1-2 K		C CU 80 B SL 91 B SI 92 X CU 81 2-1 13 1B 2B		B FF 89 C SI 90 B SL 83 B SI 89 F SI 89 F SI 90 S SL 84 3-3 ① K			4	2	2	0	0	2	1
13 Alex Avila, L (1, 2) OBP: 0.272, SLG: 0.351		B CH 82 B CH 83 B SL 89 X SI 92 3-0 4 2B 48 1B 2-H 3-H 2B		C CH 81 B SL 88 C SL 86 B SL 91 F CU 79 C SL 89 2-3 ① K	B CH 83 S SL 88 B SL 86 X CH 84 2-1 4 1B 2-H 1B		C SL 82 C SI 89 B CU 72 B SI 88 B CU 74 S CU 73 3-3 ② K			4	1	2	3	0	2	0
4 Omar Infante, R (1, 4) OBP: 0.344, SLG: 0.457		B SI 92 S SL 88 B SL 88 T SL 88 X CU 81 2-2 48 1B 2-3 2B		C SI 92 B FF 92 B CH 85 X SL 88 2-1 14 1B 24 HR 2B	C FC 92 B FC 92 S SL 79 X FC 94 1-2 1-2 1B		X SI 89 0-0 ③ F8			4	1	3	0	0	0	0
Inning Stats	R: 0 E: 0 K: 1 S: 10 H: 0 LOB: 1 BB: 1 P: 17	R: 3 E: 0 K: 0 S: 11 H: 4 LOB: 2 BB: 1 P: 25	R: 1 E: 0 K: 1 S: 13 H: 2 LOB: 1 BB: 0 P: 17	R: 3 E: 0 K: 2 S: 13 H: 3 LOB: 0 BB: 0 P: 19	R: 1 E: 0 K: 1 S: 14 H: 3 LOB: 2 BB: 0 P: 22	R: 0 E: 0 K: 2 S: 13 H: 1 LOB: 1 BB: 0 P: 18	R: 1 E: 0 K: 2 S: 12 H: 1 LOB: 0 BB: 0 P: 21	R: 1 E: 1 K: 1 S: 11 H: 1 LOB: 2 BB: 1 P: 18								

AB	39
R	10
H	15
RBI	10
BB	3
SO	10
LOB	17

1B: 6 SF: 0
2B: 6 SAC: 0
3B: 0 DP: 0
HR: 3 HBP: 0

WP: 1 PA: 42
PB: 0
SB: 1
CS: 0

PITCHER		IP	WLS	BF	H	R	ER	SO	BB	IBB	HBP	BLK	WP	HR	S	P	ERA	WHIP
28 Corey Kluber, R ERA: 5.64	(1, 1)	4.2	L	26	11	8	8	4	2	0	0	0	0	2	55	91	15.43	2.786
27 Bryan Shaw, R ERA: 1.17	(5, 1)	0.2		4	2	0	0	1	0	0	0	0	0	0	10	13	0.00	3.000
50 Nick Hagadone, L ERA: 2.08	(6, 1)	0.2		2	0	0	0	2	0	0	0	0	0	0	9	14	0.00	0.000
53 Rich Hill, L ERA: 3.52	(7, 1)	1.0		4	1	1	1	2	0	0	0	0	0	1	12	21	9.00	1.000
32 Matt Albers, R ERA: 4.22	(8, 1)	1.0		6	1	1	0	1	1	0	0	0	1	0	11	18	0.00	2.000

PITCHER	IP	WLS	BF	H	R	ER	SO	BB	IBB	HBP	BLK	WP	HR	S	P	ERA	WHIP

Cleveland Indians @ Detroit Tigers

Comerica Park, Detroit, MI

Sat May 11 2013, 7:10 PM - 10:43 PM EDT

Att. 41,438 - Cloudy - 58 F

TOP

livebaseballscorecards.com

Batter	1	2	3	4	5	6	7	8	9	AB	R	H	RBI	BB	SO	LOB
24 Michael Bourn, L (1, 8) OBP: 0.345, SLG: 0.527	C FF 91 B FF 91 X FF 91 1-1 13 FC4-6 22 BB 33 2B 1B	C FF 88 C CH 80 S CU 77 0-3 ② K		B FF 88 F CH 81 C CH 81 B FF 90 B FF 91 F FF 92 S CH 83 3-3 ① K		M KC 82 B FC 82 X SI 90 1-1 22 S 13 1B 1B	S SL 86 B FF 95 C SI 94 F SL 87 F SL 86 D FF 94 S SL 87 2-3 ③ K		C SI 88 B SI 90 X FC 86 1-1 ② F8	6	2	2	0	0	3	2
22 Jason Kipnis, L (1, 4) OBP: 0.282, SLG: 0.411	1 SAFE B FF 92 1 SAFE B FF 92 B FF 92 C FF 92 1 SAFE C FF 92 1 SAFE 4-2 B FF 93 13 FC4-6 1-2 BB	C FF 89 B FF 91 B CH 82 B FF 89 X FF 89 3-1 13 2B 1B		C FF 90 B FF 90 S CU 78 F CH 84 B SL 84 S CH 86 2-3 ② K		C SI 89 B SI 89 1 SAFE B SI 90 S FC 83 S FC 82 2-3 ② K 1-2		B SI 93 B SL 86 B SL 84 B FF 92 4-0 41 1B 13 1B 25 SF8 BB	C FC 85 B CU 75 F FC 84 C SI 91 1-3 ③ K	4	2	1	0	2	3	1
13 Asdrúbal Cabrera, S (1, 6) OBP: 0.301, SLG: 0.426	L CH 84 T FF 93 X CU 81 0-2 ① FC4-6 33 2B 25 BB 1-2f 2-3	C CU 76 1 SAFE F CH 83 F CH 86 D FF 93 1 SAFE X FF 92 1-2 1-H 2B		C FF 91 C CU 77 B CU 80 X CH 86 1-2 ③ G4-3		C SI 90 C SI 90 D KC 78 X SI 91 1-2 2-H 1B		C FF 92 X FF 93 0-1 25 SF8 41 1B 1-2 1B		5	1	3	2	0	0	2
33 Nick Swisher, S (1, 9) OBP: 0.383, SLG: 0.500 (8, 3)	S FF 93 B FF 94 X FF 94 1-1 25 BB 1-3 3-H 2B	B FF 91 B FF 92 S CH 83 B FF 91 F FF 93 F CU 78 B CH 84 4-2 BB			C FF 89 B FF 91 S CU 78 B CU 78 B FF 92 B FF 92 4-2 41 E 12 1B BB	D KC 82 1 SAFE C SI 89 X SI 90 1-1 ③ F9		B SL 86 S SL 86 S SL 87 B FF 95 B SL 85 F SL 86 S SL 85 3-3 ① K		3	1	1	1	2	1	3
41 Carlos Santana, S (1, 2) OBP: 0.446, SLG: 0.650	F CH 85 B CH 87 D CU 79 B FF 94 S CH 85 B FF 95 4-2 25 BB BB	C FF 94 F FF 94 X FF 94 0-2 ③ G4-3			L FF 91 X CU 78 0-1 ① G3 1-2		C KC 74 B KC 82 F SI 88 F KC 82 X SI 91 1-2 ① G3-1	B SL 85 B SL 85 F SL 84 C SL 85 F SI 93 X SL 86 2-2 12 BB 1-2 2-3 1B		4	0	1	0	1	0	3
25 Jason Giambi, L (1, 10) OBP: 0.289, SLG: 0.450	B FF 94 F CH 86 B CH 85 B CH 85 B FF 94 4-1 1-2 2-3 3-H BB		C CH 82 B CH 82 S CH 82 C CU 78 1-3 ① K		B FF 92 F FF 93 F FF 95 F FF 95 S SL 83 1-3 ② K		B SI 91 X SI 91 1-0 ② F9	X SI 93 0-0 ② SF8 2-3 3-H		3	0	0	2	1	2	1
12 Mark Reynolds, R (1, 3) OBP: 0.368, SLG: 0.621 11 Drew Stubbs, R (8, PR) OBP: 0.303, SLG: 0.372 (8, 9)	B SL 86 S SL 85 C FF 94 F FF 95 F CH 86 F SL 87 S CU 81 1-3 ② K		B FF 89 C FF 90 S CU 78 B CU 81 C SL 84 2-3 ② K		C FF 96 B FF 96 F SL 87 B FF 96 X FF 95 2-2 23 FC5-4 2-H 1B		B KC 77 B FC 84 T SI 90 C SI 91 B KC 79 B KC 79 4-2 23 1B 4 1B BB	F SL 85 B SL 85 B SL 84 B SL 84 B SL 82 4-1 23 FC6-4 1-2 BB	3 0	1 0	1 0	1 0	2 0	2 0	3 0
23 Michael Brantley, L (1, 7) OBP: 0.357, SLG: 0.385	B FF 94 X FF 92 1-0 ③ F7		X FF 90 0-0 2B		C FF 95 X FF 94 0-1 ③ FC5-4 1-2f		B SI 90 1 SAFE S FC 82 B KC 82 C SI 90 X FC 84 2-2 4 1B 1-2 1B	X SI 89 0-0 ③ FC6-4 1-2f		5	0	2	0	0	0	7
8 Lonnie Chisenhall, L (1, 5) OBP: 0.253, SLG: 0.363 4 Mike Aviles, R (7, PH) OBP: 0.306, SLG: 0.429 (7, 5)		C FF 88 B FF 89 F FF 89 X FF 91 1-2 ① F9	X CH 84 0-0 ③ F8			C SI 89 B KC 81 F SI 89 F KC 77 X KC 82 1-2 ① P6	D SI 93 C SL 85 X SL 85 1-1 1-3 2-H 1B		B CH 82 C SI 89 B FC 84 B CH 84 F SI 89 F SI 89 X SI 90 3-2 ① P6	3 2	0 0	0 1	0 1	0 0	0 0	1 0
Inning Stats	R: 2 E: 0 K: 1 S: 19 H: 2 LOB: 3 BB: 3 P: 35	R: 1 E: 0 K: 1 S: 18 H: 2 LOB: 2 BB: 1 P: 27	R: 0 E: 0 K: 2 S: 8 H: 1 LOB: 1 BB: 0 P: 11	R: 0 E: 0 K: 2 S: 11 H: 0 LOB: 0 BB: 0 P: 17	R: 1 E: 1 K: 1 S: 13 H: 1 LOB: 1 BB: 1 P: 20	R: 1 E: 0 K: 1 S: 14 H: 2 LOB: 1 BB: 0 P: 20	R: 1 E: 0 K: 1 S: 17 H: 2 LOB: 2 BB: 1 P: 28	R: 1 E: 0 K: 1 S: 13 H: 2 LOB: 3 BB: 2 P: 26	R: 0 E: 0 K: 1 S: 9 H: 0 LOB: 0 BB: 0 P: 14	1B: 9 2B: 3 3B: 0 HR: 0 SF: 1 SAC: 0 DP: 0 HBP: 0						

AB	38
R	7
H	12
RBI	7
BB	8
SO	11
LOB	23

PITCHER		IP	WLS	BF	H	R	ER	SO	BB	IBB	HBP	BLK	WP	HR	S	P	ERA	WHIP
35 Justin Verlander, R ERA: 1.93	(1, 1)	5.0	L	26	6	4	3	7	5	0	0	0	0	0	69	110	5.40	2.200
33 Drew Smyly, L ERA: 1.93	(6, 1)	1.2		9	3	2	2	1	1	0	0	0	0	0	24	38	10.80	2.400
62 Al Alburquerque, R ERA: 2.57	(7, 1)	1.0		8	3	1	1	2	2	0	0	0	0	0	19	35	9.00	5.000
38 Darin Downs, L ERA: 2.16	(8, 1)	1.1		4	0	0	0	1	0	0	0	0	0	0	10	15	0.00	0.000

PITCHER		IP	WLS	BF	H	R	ER	SO	BB	IBB	HBP	BLK	WP	HR	S	P	ERA	WHIP

WP: 0 PB: 0 SB: 1 CS: 0 PA: 47

BOTTOM

Cleveland Indians @ Detroit Tigers

Comerica Park, Detroit, MI

Sat May 11 2013, 7:10 PM - 10:43 PM EDT

Att. 41,438 - Cloudy - 58 F

livebaseballscorecards.com

Batter	1	2	3	4	5	6	7	8	9	AB	R	H	RBI	BB	SO	LOB
14 Austin Jackson, R (1, 8) OBP: 0.333, SLG: 0.371	B FF 89 B FF 89 C FF 88 F FF 92 C FF 93 2-3 K ①		B SL 81 C FF 92 F FS 83 B SI 93 X FS 82 2-2 G5-3 ③		C SL 81 S FS 83 B FF 93 F FF 93 B FS 83 D FS 84 F CU 78 F FF 93 C SI 92 3-3 K ③ 2-3		X FF 95 0-0 G4-3 ② 3-H		F FF 92 F FF 92 X FF 93 0-2 FC4-6 48 1B ② 1-2f 2-3	5	0	0	1	0	2	3
48 Torii Hunter, R (1, 9) OBP: 0.374, SLG: 0.442	B FF 92 F FF 90 X FF 92 1-1 L9 ②			F FF 88 X FS 80 0-1 G6-3 ①		F SI 89 B SI 90 F FS 82 F CU 78 X FS 81 1-2 G6-3 ① B KC 82 X FF 95 1-0 G4-3 ③			X FF 92 0-0 1-2 3-H 1B	5	0	1	1	0	0	0
24 Miguel Cabrera, R (1, 5) OBP: 0.447, SLG: 0.603	B FF 93 C SI 91 X FS 83 1-1 G5-3 ③			B SL 81 C SI 92 F SI 92 B FF 93 X CU 76 2-2 28 2B 1B		F FF 91 B SI 89 F SI 90 X FF 92 1-2 P6 ②		B SI 89 B FF 89 X SI 88 2-0 F9 ①	C FF 94 S FF 93 B FF 93 B FF 92 B SL 81 X FF 92 3-2 G5-3 ③	5	0	1	0	0	0	2
28 Prince Fielder, L (1, 3) OBP: 0.424, SLG: 0.575		X SI 88 0-0 G4-3 ①		S FS 80 X SI 90 0-1 1-3 2B		S FS 78 X FS 81 0-1 P6 ③		B SI 88 C SL 79 B SI 88 C SL 80 H SL 81 3-2 41 BB HBP		3	0	1	0	0	0	0
41 Victor Martinez, S (1, 10) OBP: 0.284, SLG: 0.299 32 Don Kelly, L (8, PR) OBP: 0.273, SLG: 0.282 (9, 10)		B FF 89 C FF 90 C FS 82 C FF 92 1-3 K ②		X FS 84 0-0 G3 ②			X FF 93 0-0 27 BB 55 SF8 2B	B SL 80 B SI 88 B SI 88 F SI 87 B SI 88 4-1 18 G4-6-3 1-2 BB		3 0	1 0	1 0	0 0	1 0	1 0	2 0
12 Andy Dirks, L (1, 7) OBP: 0.327, SLG: 0.375 18 Matt Tuiasosopo, R (7, PH) OBP: 0.429, SLG: 0.556 (8, 7)		C SL 80 B FF 89 B FF 89 S FS 82 F FF 92 B SL 80 F FF 91 S SI 90 3-3 K ③		F SL 83 S FS 85 D FS 84 S FF 92 1-3 K ③			B FF 92 B FF 92 B FF 92 B FF 92 4-0 27 BB 4 3B BB	B SL 79 C SL 79 B SI 89 F SI 89 B SI 88 X SI 88 3-2 G4-6-3 ②③ 1-2f		2 1	0 1	0 1	0 0	2 1	2 0	2 2
27 Jhonny Peralta, R (1, 6) OBP: 0.379, SLG: 0.460			C CU 78 B SI 90 X FS 80 1-1 HR		B FS 86 B CU 77 B FS 87 C FS 87 S SI 90 B SI 90 4-2 14 WP 13 S BB		C FF 93 C FF 93 D SL 84 F SL 81 F FF 93 B SL 82 B FF 93 F FF 93 B FF 92 4-2 4 3B 1-2 2-3 BB		B FF 93 C FF 93 C SI 92 C SL 84 1-3 K ①	2	2	1	1	2	1	0
13 Alex Avila, L (1, 2) OBP: 0.267, SLG: 0.344 55 Brayan Peña, S (7, PH) OBP: 0.220, SLG: 0.308 (8, 2)			B SI 89 B SI 90 S FS 80 F SL 82 B FF 92 X FS 82 3-2 F8 ①		B CU 78 C FS 79 B FS 82 B FF 88 F FF 88 F FS 82 1 SAFE F SI 91 S FS 82 3-3 K ① 1-2		B FF 94 B FF 95 B FF 94 C FF 94 F FF 95 X FF 95 3-2 SF8 ① 3-H		B FF 93 C FF 92 B FF 93 C FF 92 X FF 93 2-2 E3 14 FC4-6 4 1B 48 1B	2 1	0 1	0 1	0 0	0 0	1 0	1 0
4 Omar Infante, R (1, 4) OBP: 0.349, SLG: 0.475			C SI 89 F SI 90 B FF 92 S FS 82 1-3 K ②		C SL 82 C SI 90 S SI 91 0-3 K ②		B FF 95 B FF 94 X FF 95 2-0 14 G4-3 1-H 2-H 3B		C FF 93 B SL 81 X SL 80 1-1 14 FC4-6 1-2 1B	4	1	2	2	0	2	1

Inning Stats																								
	R: 0	H: 0	R: 0	H: 0	R: 1	H: 1	R: 0	H: 2	R: 0	H: 0	R: 0	H: 0	R: 4	H: 2	R: 0	H: 0	R: 1	H: 2	1B: 3	SF: 1	WP: 1	PA: 39		
	E: 0	LOB: 0	E: 0	LOB: 0	E: 0	LOB: 0	E: 0	LOB: 2	E: 0	LOB: 0	E: 0	LOB: 1	E: 0	LOB: 0	E: 0	LOB: 2	E: 1	LOB: 2	2B: 2	SAC: 0	PB: 0			
	K: 1	BB: 0	K: 2	BB: 0	K: 1	BB: 0	K: 1	BB: 0	K: 3	BB: 1	K: 0	BB: 2	K: 0	BB: 2	K: 0	BB: 1	K: 1	BB: 0	3B: 1	DP: 1	SB: 1			
	S: 7	P: 11	S: 9	P: 13	S: 11	P: 18	S: 11	P: 14	S: 16	P: 26	S: 9	P: 11	S: 12	P: 26	S: 7	P: 19	S: 15	P: 22	HR: 1	HBP: 1	CS: 0			

PITCHER		IP	WLS	BF	H	R	ER	SO	BB	IBB	HBP	BLK	WP	HR	S	P	ERA	WHIP
30 Ubaldo Jiménez, R ERA: 5.55	(1, 1)	6.0	W	22	3	1	1	8	1	0	0	0	1	1	63	93	1.50	0.667
50 Nick Hagadone, L ERA: 5.19	(7, 1)	0.0		3	1	3	3	0	2	0	0	0	0	0	6	14	∞	∞
37 Cody Allen, R ERA: 2.81	(7, 1)	1.0	H	4	1	1	1	0	0	0	0	0	0	0	6	12	9.00	1.000
38 Joe Smith, R ERA: 0.71	(8, 1)	1.0	H	4	0	0	0	0	1	0	1	0	0	0	7	19	0.00	1.000
54 Chris Perez, R ERA: 0.69	(9, 1)	1.0	S	6	2	1	0	1	0	0	0	0	0	0	15	22	0.00	2.000

PITCHER	IP	WLS	BF	H	R	ER	SO	BB	IBB	HBP	BLK	WP	HR	S	P	ERA	WHIP

Cleveland Indians @ Detroit Tigers

Comerica Park, Detroit, MI

Sun May 12 2013, 1:11 PM - 4:45 PM EDT

Att. 35,260 - Partly Cloudy - 46 F

livebaseballscorecards.com

Batter	1	2	3	4	5	6	7	8	9	10	AB	R	H	RBI	BB	SO	LOB
23 Michael Brantley, L (1, 7) OBP: 0.365, SLG: 0.388	G1-3		22 2B 1-3 1B		22 BB BB		G4-6-3 1-2f		1-2 2-H 1B		4	1	2	1	1	0	2
22 Jason Kipnis, L (1, 4) OBP: 0.287, SLG: 0.414	L4		0-1 2-H 3-H 2B		13 G4-6-3 1-2 2-3 BB			F9	K		4	0	1	2	1	1	2
13 Asdrúbal Cabrera, S (1, 6) OBP: 0.304, SLG: 0.429	G4-3		F9		G4-6-3 1-2f			BB		33 G1-3 24 FC6-2 2B	4	0	1	0	1	0	4
33 Nick Swisher, S (1, 10) OBP: 0.370, SLG: 0.479		F7		F8		K		K		G1-3 2-3	5	0	0	0	0	2	2
41 Carlos Santana, S (1, 3) OBP: 0.437, SLG: 0.626		F7		K		G6-3		K		24 FC6-2 12 1B IBB	4	1	0	0	1	2	1
9 Ryan Raburn, R (1, 9) OBP: 0.378, SLG: 0.560 24 Michael Bourn, L (9, PH) OBP: 0.350, SLG: 0.518 (9, 8)		G6-3		HBP		K			8 S 23 1B BB	FC6-2 12 1B 1-2 3-H	2 1	0 1	0 0	0 0	0 1	1 0	0 2
8 Lonnie Chisenhall, L (1, 5) OBP: 0.253, SLG: 0.351 12 Mark Reynolds, R (10, PH) OBP: 0.372, SLG: 0.624 (10, 5)			K	G1-3			10 1B BB		K 1-2	1-3 2-H 1B	3 1	0 0	0 1	0 1	1 0	2 0	2 0
10 Yan Gomes, R (1, 2) OBP: 0.279, SLG: 0.561			23 1B 22 2B 1B		22 BB 2B		23 G4-6-3 1-2 1B		P3		4	1	3	0	0	0	1
11 Drew Stubbs, R (1, 8) OBP: 0.296, SLG: 0.362 25 Jason Giambi, L (9, PH) OBP: 0.304, SLG: 0.450 4 Mike Aviles, R (9, PR) OBP: 0.306, SLG: 0.429 (9, 9)			K		K		K		23 1B BB		3 0 0	0 0 0	0 0 0	0 0 0	0 1 0	3 0 0	4 0 0
Inning Stats	R: 0 E: 0 K: 0 S: 14 H: 0 LOB: 0 BB: 0 P: 20	R: 0 E: 0 K: 0 S: 7 H: 0 LOB: 0 BB: 0 P: 12	R: 2 E: 0 K: 2 S: 16 H: 3 LOB: 1 BB: 0 P: 21	R: 0 E: 0 K: 1 S: 9 H: 0 LOB: 1 BB: 0 P: 15	R: 0 E: 0 K: 1 S: 9 H: 1 LOB: 2 BB: 2 P: 21	R: 0 E: 0 K: 2 S: 8 H: 0 LOB: 0 BB: 0 P: 12	R: 0 E: 0 K: 1 S: 9 H: 1 LOB: 1 BB: 1 P: 15	R: 0 E: 0 K: 2 S: 15 H: 0 LOB: 1 BB: 1 P: 24	R: 1 E: 0 K: 2 S: 15 H: 1 LOB: 2 BB: 2 P: 29	R: 1 E: 0 K: 0 S: 10 H: 2 LOB: 2 BB: 1 P: 17	1B: 5 2B: 3 3B: 0 HR: 0	SF: 0 SAC: 0 DP: 2 HBP: 1					

PITCHER		IP	WLS	BF	H	R	ER	SO	BB	IBB	HBP	BLK	WP	HR	S	P	ERA	WHIP
21 Rick Porcello, R ERA: 6.68	(1, 1)	6.0		24	4	2	2	6	2	0	1	0	0	0	63	101	3.00	1.000
56 Jose Ortega, R ERA:	(7, 1)	0.1	H	3	1	0	0	1	1	0	0	0	0	0	8	14	0.00	6.000
40 Phil Coke, L ERA: 7.45	(7, 1)	1.0	H	2	0	0	0	0	0	0	0	0	0	0	6	8	0.00	0.000
53 Joaquín Benoit, R ERA: 1.59	(8, 1)	0.2	H	3	0	0	0	2	1	0	0	0	0	0	10	17	0.00	1.500
46 Jose Valverde, R ERA: 1.5	(9, 1)	1.0	B	6	1	1	1	2	2	0	0	0	0	0	15	29	9.00	3.000

PITCHER		IP	WLS	BF	H	R	ER	SO	BB	IBB	HBP	BLK	WP	HR	S	P	ERA	WHIP
38 Darin Downs, L ERA: 2.55	(10, 1)	1.0	L	5	2	1	1	0	0	1	0	0	0	0	10	17	9.00	2.000

TOP

AB	35
R	4
H	8
RBI	4
BB	7
SO	11
LOB	20

WP: 0 PB: 0 SB: 1 CS: 0 PA: 43

Cleveland Indians @ Detroit Tigers

Comerica Park, Detroit, MI

Sun May 12 2013, 1:11 PM - 4:45 PM EDT

Att. 35,260 - Partly Cloudy - 46 F

livebaseballscorecards.com

Batter	1	2	3	4	5	6	7	8	9	10	AB	R	H	RBI	BB	SO	LOB
12 Andy Dirks, L (1, 7) OBP: 0.330, SLG: 0.370	C FF 87 B SI 88 C SI 89 B SI 90 S FF 89 2-3 **K** ①	X SI 90 0-0 **G4-3** ③		1 SAFE S SI 88 F CH 83 F CH 82 B SI 90 B CH 82 F FF 89 B SI 89 B SI 89 4-2 48 1B **BB** 1-2		C CU 76 X FF 89 0-1 **F8** ②			B FF 88 C FF 88 X FF 88 1-1 48 G1-6-3 1B		4	0	1	0	1	1	1
48 Torii Hunter, R (1, 9) OBP: 0.375, SLG: 0.441	X SI 89 0-0 24 1B 1B		B FF 90 C FF 91 B FF 88 B SI 91 F SI 90 S SI 90 3-3 **K** ①	B FF 91 B SI 90 F FF 91 X FF 91 2-1 1-2 2-3 1B		B CU 79 F CU 76 F SI 90 D CH 81 X CU 80 2-2 **FC5-4** ③ 1-2f			B SI 88 L SI 87 L SI 86 B SI 87 1 SAFE F SL 81 X SI 87 2-2 **G1-6-3** ① ② 1-2f		5	0	2	0	0	1	2
24 Miguel Cabrera, R (1, 5) OBP: 0.452, SLG: 0.600	X CH 85 0-0 1-2 1B		X SI 91 0-0 28 BB 1B	B CU 77 X CU 80 1-0 **F4** ②			B FC 92 F FC 93 B FF 90 F SL 79 B FC 95 B FC 93 4-2 **BB**		B SI 90 X FF 89 1-0 **F9** ③		4	0	2	0	1	0	3
28 Prince Fielder, L (1, 3) OBP: 0.417, SLG: 0.557	C CH 78 X CU 77 0-1 **L9** ②		B FF 89 B CH 80 B FF 89 B SI 90 4-0 1-2 **BB**	S CU 79 B CU 80 B FF 92 F CU 77 S SI 91 2-3 **K** ③			B FC 92 B FC 93 F FC 93 F FC 92 C SL 80 2-3 **K** ①			C SI 90 C CU 74 X SL 84 0-2 **F8** ①	4	0	0	0	1	2	6
41 Victor Martinez, S (1, 10) OBP: 0.274, SLG: 0.288	C FF 89 C SI 90 S FF 90 0-3 **K** ③		F CH 78 B FF 90 B FF 86 F SI 89 B SI 91 F FF 89 F FF 90 X FF 89 3-2 **F8** ②		F FF 88 B FF 89 C CU 76 S CU 78 1-3 **K** ①		C FC 93 B FC 92 X FC 93 1-1 **F8** ②			F SI 91 C CU 74 F SI 92 F CU 75 T SI 91 0-2 **K** ②	5	0	0	0	0	3	5
32 Don Kelly, L (1, 8) OBP: 0.292, SLG: 0.286 18 Matt Tuiasosopo, R (10, PH) OBP: 0.419, SLG: 0.541		C SI 89 C SI 89 B SI 90 B SL 86 B SI 91 X SI 90 3-2 27 FC5-4 1B	C CH 74 B SI 90 B CU 78 F SI 88 F SI 91 B SI 91 X SI 91 3-2 **G6-3** ③		B CH 78 B FF 89 C SI 88 B SI 89 C FF 88 F SI 89 B SI 89 4-2 27 G6-4-3 **BB**		C FC 92 C SL 80 X CU 80 0-2 **L9** ③			B KC 83 F FF 95 C FF 96 B FF 96 S FF 96 2-3 **K** ③	3 1	0 0	1 0	0 0	1 0	0 1	3 0
27 Jhonny Peralta, R (1, 6) OBP: 0.368, SLG: 0.446		C SI 89 F SI 90 F SI 90 1 SAFE X CU 78 0-2 **FC5-4** ① 1-2f 55 HR		C FF 89 X SI 90 0-1 **E5** 55 1B 4 SF9 C CU 76 F CU 78 X SI 92 0-2 **G6-4-3** ② ③ 1-2f				C FC 91 X FF 88 0-1 **F9** ①		4	2	0	0	0	0	2
55 Brayan Peña, S (1, 2) OBP: 0.267, SLG: 0.419		C FF 88 D CH 79 F SI 89 B SI 90 X CU 77 2-2 1-H HR		F FF 89 B FF 89 X FF 88 1-1 48 1B 12 BB 2-3 1B		B SI 89 L SI 89 B FF 89 F FF 89 X SI 90 2-2 48 FC5-4 1B		X FC 91 0-0 **P5** ②		4	1	3	2	0	0	0
4 Omar Infante, R (1, 4) OBP: 0.338, SLG: 0.463		C FF 89 X SL 83 0-1 **F8** ②		B FF 90 F FF 90 X SI 91 1-1 **SF9** ① 3-H		B CU 75 1 SAFE X CU 77 1-0 **F8** ①		B SL 78 B FC 92 F FC 92 X FC 92 2-1 **F7** ③		3	0	0	1	0	0	1
Inning Stats	R: 0 H: 2 E: 0 LOB: 2 K: 2 BB: 0 S: 10 P: 12	R: 2 H: 2 E: 0 LOB: 0 K: 0 BB: 0 S: 13 P: 18	R: 0 H: 1 E: 0 LOB: 2 K: 1 BB: 1 S: 13 P: 26	R: 1 H: 2 E: 1 LOB: 3 K: 1 BB: 1 S: 16 P: 27	R: 0 H: 0 E: 0 LOB: 0 K: 1 BB: 1 S: 9 P: 14	R: 0 H: 1 E: 0 LOB: 1 K: 0 BB: 0 S: 9 P: 14	R: 0 H: 0 E: 0 LOB: 1 K: 1 BB: 1 S: 10 P: 17	R: 0 H: 0 E: 0 LOB: 0 K: 0 BB: 0 S: 5 P: 7	R: 0 H: 1 E: 0 LOB: 0 K: 0 BB: 0 S: 7 P: 11	R: 0 H: 0 E: 0 LOB: 0 K: 2 BB: 0 S: 11 P: 13	1B: 8 SF: 1 2B: 0 SAC: 0 3B: 0 DP: 2 HR: 1 HBP: 0						

PITCHER	IP	WLS	BF	H	R	ER	SO	BB	IBB	HBP	BLK	WP	HR	S	P	ERA	WHIP
34 Zach McAllister, R (1, 1) ERA: 2.68	6.0		29	8	3	2	5	3	0	0	0	0	1	70	111	3.00	1.833
27 Bryan Shaw, R (7, 1) ERA: 1.04	2.0		7	0	0	0	1	1	0	0	0	0	0	15	24	0.00	0.500
38 Joe Smith, R (9, 1) ERA: 0.66	1.0	W	3	1	0	0	0	0	0	0	0	0	0	7	11	0.00	1.000
53 Rich Hill, L (10, 1) ERA: 3.24	0.2	H	2	0	0	0	1	0	0	0	0	0	0	8	8	0.00	0.000
37 Cody Allen, R (10, 1) ERA: 2.76	0.1	S	1	0	0	0	1	0	0	0	0	0	0	3	5	0.00	0.000

PITCHER	IP	WLS	BF	H	R	ER	SO	BB	IBB	HBP	BLK	WP	HR	S	P	ERA	WHIP

AB	37
R	3
H	9
RBI	3
BB	4
SO	8
LOB	23

WP: 0 PA: 42
PB: 0
SB: 0
CS: 0

Batter	1	2	3	4	5	6	7	8	9	AB	R	H	RBI	BB	SO	LOB
11 Brett Gardner, L (1, 8) OBP: 0.327, SLG: 0.399	C FF 93 C FF 95 B FF 95 F FF 95 T FF 96 1-2 K ①		C FF 91 F SL 82 F FF 95 B FF 96 B FF 96 B SL 85 S FF 90 3-3 K ①			S FF 92 X FF 92 0-1 31 FC1-6 1B		X FF 92 0-0 P6 ②		4	0	1	0	0	2	1
31 Ichiro Suzuki, L (1, 7) OBP: 0.298, SLG: 0.352	C SI 93 C SL 84 X FF 95 0-2 G6-3 ②		F SI 93 F FF 96 B FF 95 F SL 88 B FF 94 X FF 96 2-2 P6 ②			1 SAFE X FF 91 0-0 FC1-6 33 WP 1-2f ①		C SI 90 B SI 91 F SI 88 S SL 84 1-3 K ③		4	0	0	0	0	1	2
24 Robinson Canó, L (1, 4) OBP: 0.346, SLG: 0.566	B FF 95 B SL 82 X FF 95 2-0 G4-3 ③		B FF 95 B SL 84 B SI 90 C SI 92 C SL 81 F FF 94 C SI 91 3-3 K ③			F FF 92 X FF 93 0-1 F8 ②			B SI 86 C SL 78 X FF 93 1-1 F8 ①	4	0	0	0	0	1	1
33 Travis Hafner, L (1, 10) OBP: 0.383, SLG: 0.510		S SI 91 S SL 84 C SL 85 0-3 K ①		B SL 78 B SL 80 B FF 94 C SI 87 B SI 90 4-1 39 G1-6-3 BB		B FF 93 2 SAFE X SL 83 1-0 G4-3 ③ 1-2			F SL 80 X SI 92 0-1 G1 ②	3	0	0	0	1	1	1
22 Brennan Boesch, L (1, 9) OBP: 0.244, SLG: 0.419		S SL 82 B FF 95 X FF 94 1-1 G1-3 ②		C SI 88 X FF 93 0-1 P4 ①			C SL 81 X FF 93 1-1 G3 ①		B SI 86 F SL 79 X SI 91 1-1 1B	4	0	1	0	0	0	1
39 Chris Nelson, R (1, 5) OBP: 0.260, SLG: 0.296 12 Vernon Wells, R (9, PH) OBP: 0.340, SLG: 0.526	C FF 94 X SI 93 0-1 19 1B 61 BB 1B			C SL 82 X SI 90 0-1 G1-6-3 ②③ 1-2f			C SI 89 B SL 83 X SI 90 1-1 G6-3 ②		F SI 90 B SL 84 S SL 83 S SL 84 1-3 K ③	3 1	0 0	1 0	0 0	0 0	0 1	1 1
61 Corban Joseph, L (1, 3)		B FF 93 B SI 89 B FF 91 B FF 92 4-0 19 1B 1-2 BB			C SI 87 C SL 82 S FF 93 0-3 K ①		B SI 87 F FF 92 B SL 81 F SI 88 X SL 84 2-2 G3 ③			2	0	0	0	1	1	0
19 Chris Stewart, R (1, 2) OBP: 0.294, SLG: 0.355		C FF 93 B SL 83 F SI 94 B SL 85 X FF 94 2-2 1-2 2-3 1B			B SI 91 X FF 92 1-0 F9 ②			C SI 87 S SL 85 F SL 84 F SI 93 F FF 94 T SL 85 0-2 K ①		3	0	1	0	0	1	0
40 Alberto Gonzalez, R (1, 6) OBP: 0.250, SLG: 0.360 55 Lyle Overbay, L (8, PH) OBP: 0.296, SLG: 0.483 17 Jayson Nix, R (8, PR) OBP: 0.311, SLG: 0.305 (8, 6)		C SL 84 B SL 85 B FF 94 F SL 84 S SI 92 2-3 K ③			B SI 88 X FF 93 1-0 F9 ③			B SI 91 F FF 94 S SI 92 B SL 86 F SL 84 B FF 96 B SL 82 4-2 BB		2 0 0	0 0 0	0 0 0	0 1 0	0 0 0	1 0 0	3 0 0
Inning Stats	R: 0 E: 0 K: 1 S: 8 H: 0 LOB: 0 BB: 0 P: 11	R: 0 E: 0 K: 2 S: 14 H: 2 LOB: 3 BB: 1 P: 23	R: 0 E: 0 K: 2 S: 12 H: 0 LOB: 0 BB: 0 P: 20	R: 0 E: 0 K: 0 S: 5 H: 0 LOB: 0 BB: 1 P: 9	R: 0 E: 0 K: 1 S: 5 H: 0 LOB: 0 BB: 0 P: 7	R: 0 E: 0 K: 0 S: 6 H: 1 LOB: 1 BB: 0 P: 7	R: 0 E: 0 K: 0 S: 7 H: 0 LOB: 0 BB: 0 P: 11	R: 0 E: 0 K: 2 S: 13 H: 0 LOB: 1 BB: 1 P: 18	R: 0 E: 0 K: 1 S: 9 H: 1 LOB: 1 BB: 0 P: 12	1B: 4 2B: 0 3B: 0 HR: 0	SF: 0 SAC: 0 DP: 1 HBP: 0			WP: 1 PB: 0 SB: 0 CS: 0	PA: 33		

PITCHER	IP	WLS	BF	H	R	ER	SO	BB	IBB	HBP	BLK	WP	HR	S	P	ERA	WHIP
63 Justin Masterson, R (1, 1) ERA: 3.14	9.0	W	33	4	0	0	9	3	0	0	0	1	0	79	118	0.00	0.778

PITCHER	IP	WLS	BF	H	R	ER	SO	BB	IBB	HBP	BLK	WP	HR	S	P	ERA	WHIP

TOP

New York Yankees @ Cleveland Indians

Progressive Field, Cleveland, OH

Mon May 13 2013, 12:09 PM - 2:33 PM EDT

Sunny - 44 F

livebaseballscorecards.com

AB	30
R	0
H	4
RBI	0
BB	3
SO	9
LOB	11

Batter	1	2	3	4	5	6	7	8	9	AB	R	H	RBI	BB	SO	LOB
24 Michael Bourn, L (1, 8) OBP: 0.359, SLG: 0.500	B SI 89 B SI 88 C SI 88 B FF 88 B FF 88 4-1 22 CS BB		C KC 78 C CH 84 B SI 90 S KC 79 1-3 ① K		C SL 82 C FF 89 C SI 89 0-3 ① K		B SL 84 B CH 82 F KC 79 B SL 84 S CH 83 F KC 82 F CH 84 F KC 81 B SL 86 4-2 22 WP BB			2	0	0	0	2	2	0
22 Jason Kipnis, L (1, 4) OBP: 0.286, SLG: 0.433	C SL 84 B SL 84 1 SAFE S FF 90 F KC 79 B FF 89 X SI 88 2-2 ① 1-2 HR		C KC 78 B CH 82 X CH 80 1-1 ② F8		B SI 89 C SL 84 F SL 84 C FF 90 1-3 ② K		C SL 80 S SL 80 D SL 81 B SL 80 B SL 80 S SL 80 3-3 ③ K 1-2 2-3			4	1	1	1	0	2	2
13 Asdrúbal Cabrera, S (1, 6) OBP: 0.303, SLG: 0.431	S SL 84 L SI 90 B FF 90 C CH 83 1-3 ② K		C SI 90 B FF 90 B SL 85 F CH 81 B SI 91 X CH 81 3-2 2B		F SI 89 C SI 90 F FF 91 B KC 80 X KC 81 1-2 ③ G3			S CH 86 F FF 94 S SI 95 0-3 ① K		4	0	1	0	0	2	0
33 Nick Swisher, S (1, 3) OBP: 0.366, SLG: 0.471	C KC 83 F SI 90 B FF 89 B SI 92 F CH 82 B KC 81 S CH 81 3-3 ③ K		F CH 83 B SL 85 D KC 82 F SL 85 D KC 82 S SL 87 3-3 ③ K			F KC 78 F SI 89 B SI 89 X SL 84 1-2 ① G4-3		X SI 95 0-0 ① 25 G3-6-1 1B		4	0	1	0	0	2	1
25 Jason Giambi, L (1, 10) OBP: 0.280, SLG: 0.409		B SI 88 X SL 84 1-0 ① G3-1		B KC 79 B CH 82 B CH 81 C SI 90 X KC 80 3-1 ① G4-3		C SL 84 B SI 89 C SI 90 S KC 79 1-3 ② K2-3		C CH 88 B SI 94 X CH 87 1-1 ②③ G3-6-1 1-2f		4	0	0	0	0	1	1
41 Carlos Santana, S (1, 2) OBP: 0.442, SLG: 0.620		B SI 88 B SL 83 B SI 89 B FF 88 4-0 23 1B BB		B KC 80 B KC 80 F SI 89 F SL 84 B KC 80 F SL 84 B FF 91 4-2 23 FC4-6 12 BB BB		X SI 88 0-0 ③ F7				1	0	0	0	2	0	0
12 Mark Reynolds, R (1, 5) OBP: 0.371, SLG: 0.613		X FF 89 0-0 ② L7		B SL 83 B CH 82 C CH 84 B FF 90 D KC 82 4-1 23 FC4-6 1-2 BB			C FF 89 B SI 89 S SL 83 F FF 91 X KC 81 1-2 ① G5-3			2	0	0	0	1	0	1
23 Michael Brantley, L (1, 7) OBP: 0.364, SLG: 0.387		B SI 88 X FF 89 1-0 ② 1-3 1B		B SI 90 C SL 83 F FF 90 D KC 82 X KC 81 2-2 ② FC4-6 1-2f 2-3			B FF 88 X SI 89 1-0 ② F7			3	0	1	0	0	0	2
11 Drew Stubbs, R (1, 9) OBP: 0.297, SLG: 0.370		F SL 84 B SL 85 1 SAFE X CH 81 1-1 ③ G1-3		B FF 90 X SI 89 1-0 ③ G5-3			X SL 82 0-0 22 WP 2B			3	0	1	0	0	0	4
Inning Stats	R: 1 E: 0 K: 2 S: 12 H: 1 LOB: 0 BB: 1 P: 22	R: 0 E: 0 K: 0 S: 5 H: 1 LOB: 2 BB: 1 P: 12	R: 0 E: 0 K: 2 S: 11 H: 1 LOB: 1 BB: 0 P: 19	R: 0 E: 0 K: 0 S: 10 H: 0 LOB: 2 BB: 2 P: 24	R: 0 E: 0 K: 2 S: 10 H: 0 LOB: 0 BB: 0 P: 12	R: 0 E: 0 K: 1 S: 7 H: 0 LOB: 0 BB: 0 P: 9	R: 0 E: 0 K: 1 S: 14 H: 1 LOB: 2 BB: 1 P: 23	R: 0 E: 0 K: 1 S: 6 H: 1 LOB: 0 BB: 0 P: 7		1B: 2 2B: 2 3B: 0 HR: 1 SF: 0 SAC: 0 DP: 1 HBP: 0						

PITCHER		IP	WLS	BF	H	R	ER	SO	BB	IBB	HBP	BLK	WP	HR	S	P	ERA	WHIP
41 David Phelps, R ERA: 4.33	(1, 1)	6.2	L	28	4	1	1	7	5	0	0	0	0	1	66	115	1.35	1.350
48 Boone Logan, L ERA: 2.61	(7, 1)	0.1		1	0	0	0	1	0	0	0	0	1	0	3	6	0.00	0.000
38 Preston Claiborne, R ERA:	(8, 1)	1.0		3	1	0	0	1	0	0	0	0	0	0	6	7	0.00	1.000

PITCHER	IP	WLS	BF	H	R	ER	SO	BB	IBB	HBP	BLK	WP	HR	S	P	ERA	WHIP

BOTTOM

New York Yankees @ Cleveland Indians

Progressive Field, Cleveland, OH

Mon May 13 2013, 12:09 PM - 2:33 PM EDT

Sunny - 44 F

livebaseballscorecards.com

AB	27
R	1
H	5
RBI	1
BB	5
SO	9
LOB	11

WP: 1 PA: 32
PB: 0
SB: 0
CS: 1

Batter	1	2	3	4	5	6	7	8	9	AB	R	H	RBI	BB	SO	LOB
11 Brett Gardner, L (1, 8) OBP: 0.323, SLG: 0.388	B FF 91 C FF 90 F FF 91 S SL 82 1-3 K		B CH 85 X CH 86 1-0 G4-3		B SI 90 B FF 90 C CH 85 X CH 85 2-1 G3		B FF 92 B FF 91 F FF 93 B FF 93 B FF 93 4-1 17 1B 12 1B BB	B FF 93 F FF 93 F FF 91 F FF 92 B FF 93 S SL 82 2-3 K		4	1	0	0	1	2	1
17 Jayson Nix, R (1, 5) OBP: 0.324, SLG: 0.313	C FF 92 X FF 91 0-1 24 E 24 1B 12 FC6-4 1B		F CH 85 B CH 83 B FF 92 B FF 92 F CH 85 B SL 85 4-2 24 G1-3 BB		B SL 81 C CH 86 F SL 81 C KC 74 1-3 K		B FF 92 B FF 93 C FF 92 B FF 91 X FF 91 3-1 12 1B 55 2B 1-3 2-H 1B	B FF 94 S FF 93 C FF 94 F SL 82 B FF 93 S CH 84 2-3 K		4	2	2	1	1	2	1
24 Robinson Canó, L (1, 10) OBP: 0.341, SLG: 0.554	B CH 86 F FF 91 F FF 91 D KC 76 1 SAFE B CH 84 X CH 83 3-2 E3 12 FC6-4 1-3 1B		B CH 84 B FF 91 1 SAFE 1 SAFE C CH 86 B CH 84 F CH 85 X FF 93 3-2 G1-3 1-2		F CH 85 F SL 83 S KC 79 0-3 K2-3		F FF 93 1 SAFE C FF 92 1 SAFE F FF 94 F SL 82 F FF 92 S FF 93 0-3 K		C FF 90 X FF 92 0-1 G4-3	5	0	1	0	0	2	3
12 Vernon Wells, R (1, 7) OBP: 0.349, SLG: 0.526	F FF 92 B FF 93 X SL 84 1-1 FC6-4 1-2f 3-H		D FF 93 B SL 84 F CH 86 B SL 82 F FF 92 B CH 88 4-2 BB			F FF 90 B CH 83 X SL 79 1-1 P6 X FF 90 0-0 P4	X FF 93 0-0 55 2B 1-2 3-H 1B C SL 81 B FF 93 F FF 93 F SL 81 B FF 94 B FF 92 X FF 93 3-2 45 E 1-H 2-H 2B		X FF 93 0-0 55 G4-6-3 1B B SI 89 X FF 90 1-0 G4-6-3 1-2f	4	1	2	2	1	0	1
55 Lyle Overbay, L (1, 3) OBP: 0.292, SLG: 0.480	1 SAFE B CH 85 C FF 91 D CH 81 C FF 92 B KC 76 X FF 93 3-2 F8		B CH 83 B FF 92 C FF 92 X CH 86 2-1 F7							5	1	1	2	0	0	4
45 Ben Francisco, R (1, 9) OBP: 0.244, SLG: 0.205		C FF 92 B KC 75 B FF 92 B FF 92 C FF 93 X FF 93 3-2 F9	S CH 85 B SL 79 X FF 92 1-1 1B		B CH 83 B CH 84 X FF 90 2-0 F8	B SL 87 X SI 94 1-0 E5 2-H				4	0	1	0	0	0	0
61 Corban Joseph, L (1, 4) OBP: 0.286, SLG: 0.333		X CH 86 0-0 G3	B CH 84 B FF 91 B CH 85 C FF 91 X CH 86 3-1 F8				X CH 84 0-0 53 2B 2B X SI 94 0-0 F8			4	1	1	0	0	0	2
40 Alberto Gonzalez, R (1, 6) OBP: 0.281, SLG: 0.379		C FF 92 B FF 91 B SL 84 B FF 92 C CH 87 F CH 87 X FF 94 3-2 1B	L CH 85 B SL 82 B SL 82 S CH 86 X SL 82 2-2 P3				X FF 91 0-0 B2	B SI 94 X SI 94 1-0 53 WP 1B		4	0	2	0	0	0	2
53 Austin Romine, R (1, 2) OBP: 0.182, SLG: 0.200		C FF 91 S CH 86 T SL 85 0-2 K	D SL 85 B CH 86 S CH 86 F CH 84 B KC 77 X FF 93 3-2 P3				C SL 82 X CH 86 0-1 17 1B 2-H 2B	B SI 92 C SI 92 S SI 92 B CU 82 F SI 93 C SI 93 2-3 1-2		4	1	1	1	0	2	3
Inning Stats	R: 1 E: 1 K: 1 S: 13 H: 2 LOB: 1 BB: 0 P: 21	R: 0 E: 0 K: 1 S: 11 H: 1 LOB: 1 BB: 0 P: 17	R: 0 E: 0 K: 0 S: 10 H: 0 LOB: 2 BB: 2 P: 24	R: 0 E: 0 K: 0 S: 10 H: 1 LOB: 1 BB: 0 P: 19	R: 0 E: 0 K: 2 S: 8 H: 0 LOB: 0 BB: 0 P: 11	R: 0 E: 0 K: 0 S: 4 H: 0 LOB: 0 BB: 0 P: 7	R: 6 E: 1 K: 1 S: 20 H: 5 LOB: 1 BB: 1 P: 31	R: 0 E: 0 K: 3 S: 13 H: 1 LOB: 1 BB: 0 P: 20	R: 0 E: 0 K: 0 S: 4 H: 1 LOB: 0 BB: 0 P: 5	1B: 8 2B: 3 3B: 0 HR: 0 SF: 0 SAC: 0 DP: 1 HBP: 0						

TOP

New York Yankees @ Cleveland Indians

Progressive Field, Cleveland, OH

Mon May 13 2013, 3:15 PM - 6:10 PM EDT

Att. 23,300 - Sunny - 47 F

livebaseballscorecards.com

AB	38
R	7
H	11
RBI	6
BB	3
SO	8
LOB	17

PITCHER		IP	WLS	BF	H	R	ER	SO	BB	IBB	HBP	BLK	WP	HR	S	P	ERA	WHIP
47 Trevor Bauer, R ERA: 2.76	(1, 1)	6.1	L	27	6	3	2	4	2	0	0	0	0	0	60	103	2.84	1.263
50 Nick Hagadone, L ERA: 8.0	(7, 1)	0.1		5	3	3	3	1	1	0	0	0	0	0	14	24	81.00	12.000
32 Matt Albers, R ERA: 3.97	(7, 1)	0.2		4	1	1	0	1	0	0	0	0	1	0	7	11	0.00	1.500
31 David Huff, L ERA:	(8, 1)	1.2		5	1	0	0	2	0	0	0	0	0	0	12	17	0.00	0.600

PITCHER	IP	WLS	BF	H	R	ER	SO	BB	IBB	HBP	BLK	WP	HR	S	P	ERA	WHIP

BOTTOM

New York Yankees @ Cleveland Indians

Progressive Field, Cleveland, OH

Mon May 13 2013, 3:15 PM - 6:10 PM EDT

Att. 23,300 - Sunny - 47 F

livebaseballscorecards.com

Batter	1	2	3	4	5	6	7	8	9	AB	R	H	RBI	BB	SO	LOB
11 Drew Stubbs, R (1, 8) OBP: 0.303, SLG: 0.369	C FF 89 B SL 83 B SL 82 X SI 87 2-1 G4-3 ①		C CU 74 B FF 88 B FF 87 B FF 88 B SL 80 4-1 1-2 BB		B SI 87 C CH 82 X FF 88 1-1 23 1B 1B		C CU 80 F FF 93 S FF 94 0-3 K ③			3	0	1	0	1	1	1
23 Michael Brantley, L (1, 7) OBP: 0.361, SLG: 0.383	C FF 90 B SL 82 F FF 90 B SL 82 B FF 89 X SL 80 3-2 F9 ②		B FF 89 C CU 78 B FF 89 X SL 81 2-1 P5 ③		X FF 88 0-0 1-3 1B			C FF 91 B CH 83 X FF 93 1-1 G4-3 ①		4	0	1	0	0	0	2
13 Asdrúbal Cabrera, S (1, 6) OBP: 0.295, SLG: 0.418	L SI 89 F CU 77 F SL 81 B FF 88 F CU 75 B CH 82 C FF 89 2-3 K ③			X SI 85 0-0 G1-3 ①	F CU 77 1 SAFE F SL 85 F SL 84 C FF 89 0-3 K ③			B CH 85 B SI 93 X SI 93 2-0 G4-3 ②		4	0	0	0	0	2	2
33 Nick Swisher, S (1, 10) OBP: 0.370, SLG: 0.476		C SL 82 X FF 86 0-1 G6-3 ①		B SI 88 B CH 80 B SI 86 C SL 84 B SL 82 4-1 12 BB BB		B CU 80 F SI 93 X SL 84 1-1 F7 ①		B SI 94 B SI 94 X SI 94 2-0 2B		3	0	1	0	1	0	0
41 Carlos Santana, S (1, 3) OBP: 0.429, SLG: 0.598		C CU 76 B SL 85 C SL 84 F SL 83 B FF 89 F FF 89 C CH 82 2-3 K ②		B FF 86 X FF 87 1-0 L8 ②		C CU 80 B CH 85 C CU 81 S SL 87 1-3 K ②		D SL 83 F SI 94 C CH 86 X SL 88 1-2 G1-3 ③		4	0	0	0	0	2	2
12 Mark Reynolds, R (1, 5) OBP: 0.368, SLG: 0.598		C CU 76 B FF 89 C SL 83 B SL 82 X SL 82 2-2 F8 ③		C CU 76 B SL 83 B FF 89 B SL 80 B FF 87 4-1 1-2 BB		B SL 86 S FF 94 X SI 94 1-1 P3 ③			B FF 94 C SL 85 S FF 94 F SL 88 F FF 93 S CH 86 1-3 K ①	3	0	0	0	1	1	0
9 Ryan Raburn, R (1, 9) OBP: 0.372, SLG: 0.544			C SI 86 X FF 89 0-1 F9 ① F FF 87 B SL 82 F FF 88 X SL 82 1-2 G6-3 ③				C FF 92 X SI 92 0-1 4 FC4-6 1B		C FF 94 S SL 85 B FF 92 F SL 86 F CH 84 S FF 94 1-3 K ②	4	0	1	0	0	1	2
4 Mike Aviles, R (1, 4) OBP: 0.288, SLG: 0.400			C SI 87 B SL 82 C CH 80 X SL 84 1-2 P3 ②		C CU 75 F CU 74 X SL 82 0-2 F9 ①		B FF 93 F SL 86 F SI 92 F FF 93 F CU 81 X SL 86 1-2 FC4-6 10 FC5-4 1-2f ①		C CU 81 F FF 94 X FF 94 0-2 P2 ③	4	0	0	0	0	0	1
10 Yan Gomes, R (1, 2) OBP: 0.283, SLG: 0.545			C CU 76 B SL 81 B SI 87 C FF 89 B SL 81 X FF 89 3-2 11 BB 1B		C CU 76 F FF 88 F CU 72 B FF 88 B FF 89 B SL 80 F SL 81 F FF 88 X SL 82 3-2 G6-3 ②		S FF 93 X SL 86 0-1 FC5-4 1-2f ②			3	0	1	0	0	0	1
Inning Stats	R: 0 E: 0 K: 1 S: 10 H: 0 LOB: 0 P: 17	R: 0 E: 0 K: 1 S: 10 H: 0 LOB: 0 BB: 0 P: 14	R: 0 E: 0 K: 0 S: 11 H: 1 LOB: 2 BB: 1 P: 21	R: 0 E: 0 K: 0 S: 7 H: 0 LOB: 2 BB: 2 P: 17	R: 0 E: 0 K: 1 S: 16 H: 2 LOB: 2 BB: 0 P: 20	R: 0 E: 0 K: 1 S: 7 H: 0 LOB: 0 BB: 0 P: 10	R: 0 E: 0 K: 1 S: 12 H: 1 LOB: 1 BB: 0 P: 13	R: 0 E: 0 K: 0 S: 7 H: 1 LOB: 1 BB: 0 P: 13	R: 0 E: 0 K: 2 S: 13 H: 0 LOB: 0 BB: 0 P: 15	1B: 4 2B: 1 3B: 0 HR: 0	SF: 0 SAC: 0 DP: 0 HBP: 0			WP: 0 PB: 0 SB: 0 CS: 0	PA: 35		

	AB	32
	R	0
	H	5
	RBI	0
	BB	3
	SO	7
	LOB	11

PITCHER		IP	WLS	BF	H	R	ER	SO	BB	IBB	HBP	BLK	WP	HR	S	P	ERA	WHIP
34 Vidal Nuño, L ERA:	(1, 1)	5.0	W	21	3	0	0	3	3	0	0	0	0	0	54	89	0.00	1.200
43 Adam Warren, R ERA: 1.45	(6, 1)	4.0	S	14	2	0	0	4	0	0	0	0	0	0	39	51	0.00	0.500

PITCHER	IP	WLS	BF	H	R	ER	SO	BB	IBB	HBP	BLK	WP	HR	S	P	ERA	WHIP

Cleveland Indians @ Philadelphia Phillies

Citizens Bank Park, Philadelphia, PA

Tue May 14 2013, 7:08 PM - 9:54 PM EDT

Att. 39,689 - Clear - 63 F

TOP

livebaseballscorecards.com

Batter	1	2	3	4	5	6	7	8	9	AB	R	H	RBI	BB	SO	LOB
24 Michael Bourn, L (1, 8) OBP: 0.348, SLG: 0.476	C SI 90 B FC 86 B FF 91 C SI 91 B SL 88 F SI 91 F FF 91 S FF 91 3-3 ① K		B CH 81 F SI 89 X SI 89 1-1 ① G6-3		B SI 88 S CH 80 C SI 88 F FF 89 X SL 86 1-2 ① P5		B FF 90 F FF 90 X SL 83 1-1 1B		C FF 92 X FF 92 0-1 ③ G6-3	5	0	1	0	0	1	0
22 Jason Kipnis, L (1, 4) OBP: 0.285, SLG: 0.423	C SL 87 B FF 91 B CH 84 B SL 86 C FF 92 X FF 92 3-2 ② L9		B SI 90 B SI 89 B FC 87 C FF 90 B FF 90 4-1 41 HBP 33 S BB		B FF 89 X FF 90 1-0 ② G6-3		B SL 83 X FF 91 1-0 ③ G4-3			3	0	0	0	1	0	1
13 Asdrúbal Cabrera, S (1, 6) OBP: 0.293, SLG: 0.428	B FF 92 F CH 84 F FF 92 B FF 92 X FC 89 2-2 ③ F7		X CH 82 0-0 ② P6		C SI 90 B FF 90 B SL 86 X CH 82 2-1 ③ G3-1			B SL 80 F FF 90 X FF 91 1-1 3B		4	0	1	0	0	0	1
33 Nick Swisher, S (1, 3) OBP: 0.380, SLG: 0.480		C FF 89 X SI 89 0-1 41 2B 23 1B 1B	1 SAFE C FC 86 B CH 82 C SI 90 H SL 85 2-2 41 HBP 1-2 HBP			X CH 80 0-0 41 G6-4-3 1B		B SL 82 F SL 82 F FF 90 C FF 91 1-3 ① K		3	1	2	0	0	1	1
41 Carlos Santana, S (1, 2) OBP: 0.438, SLG: 0.605		C SI 89 F SL 86 B FF 87 X FF 90 1-2 23 1B 1-3 2B	B SI 90 F SL 87 H SL 85 2-1 1-2 2-3 HBP			C CH 84 X FF 89 0-1 ①② G6-4-3 1-2f		B FF 91 B FF 90 B SL 81 C SL 82 F FF 91 F FF 92 D SL 83 4-2 BB		2	1	1	0	1	0	1
12 Mark Reynolds, R (1, 5) OBP: 0.365, SLG: 0.584		X SI 88 0-0 ① P4	B FF 87 C SI 90 F SI 92 B SL 84 B SI 91 F SL 88 X SL 87 3-2 ③ P4			B SI 89 B FF 90 B SL 85 B SL 86 4-0 BB		T FF 92 X FF 94 0-1 ② P4		3	0	0	0	1	0	7
23 Michael Brantley, L (1, 7) OBP: 0.358, SLG: 0.379		C FC 86 2 SAFE C SI 90 B SI 90 X SI 90 1-2 2-H 3-H 1B		B FF 88 C CH 80 F SL 84 B CH 82 X FF 90 2-2 ① G3	B FF 90 B SI 89 X FC 87 2-0 ③ P5			C FF 89 C FF 88 B FF 89 S FF 89 1-3 ③ K		4	0	1	2	0	1	3
11 Drew Stubbs, R (1, 9) OBP: 0.301, SLG: 0.365		C FC 87 F FC 87 S FF 89 0-3 ② K		B FF 90 X SI 89 1-0 ② L7			X FF 89 0-0 ① G6-3		X FF 93 0-0 4 G6-4-3 1B	4	0	1	0	0	1	1
26 Scott Kazmir, L (1, 1) 37 Cody Allen, R (6, 1) 9 Ryan Raburn, R (7, PH) OBP: 0.368, SLG: 0.538 27 Bryan Shaw, S (7, 1) 53 Rich Hill, L (8, 1) 4 Mike Aviles, R (9, PH) OBP: 0.284, SLG: 0.393		C FF 90 T SI 89 S FF 90 0-3 ③ K		X FF 89 0-0 ③ F7			C FF 88 F SL 85 X SL 83 0-2 ② G6-3		B FF 93 F FF 93 X FF 94 1-1 ①② G6-4-3 1-2f	2 0 1 0 0 1	0 0 0 0 0 0	0 0 0 0 0 0	0 0 0 0 0 0	0 0 0 0 0 0	1 0 0 0 0 0	1 0 0 0 0 1

	AB	32
	R	2
	H	7
	RBI	2
	BB	3
	SO	5
	LOB	17

Inning Stats	1	2	3	4	5	6	7	8	9
	R: 0 E: 0 K: 1 S: 11	R: 2 E: 0 K: 2 S: 15	R: 0 E: 0 K: 0 S: 11	R: 0 E: 0 K: 0 S: 5	R: 0 E: 0 K: 0 S: 7	R: 0 E: 0 K: 0 S: 4	R: 0 E: 0 K: 0 S: 7	R: 0 E: 0 K: 2 S: 13	R: 0 E: 0 K: 0 S: 5
	H: 0 LOB: 0 BB: 0 P: 19	H: 3 LOB: 1 BB: 0 P: 17	H: 0 LOB: 3 BB: 1 P: 23	H: 0 LOB: 0 BB: 0 P: 8	H: 0 LOB: 0 BB: 0 P: 11	H: 1 LOB: 1 BB: 1 P: 10	H: 1 LOB: 1 BB: 0 P: 9	H: 1 LOB: 2 BB: 1 P: 20	H: 1 LOB: 0 BB: 0 P: 6

	1B: 5	SF: 0	WP: 0	PA: 37
	2B: 1	SAC: 0	PB: 0	
	3B: 1	DP: 2	SB: 1	
	HR: 0	HBP: 2	CS: 0	

PITCHER		IP	WLS	BF	H	R	ER	SO	BB	IBB	HBP	BLK	WP	HR	S	P	ERA	WHIP
44 Jonathan Pettibone, R ERA: 3.41	(1, 1)	6.2	W	27	4	2	2	3	2	0	2	0	0	0	57	92	2.70	0.900
59 Antonio Bastardo, L ERA: 2.08	(7, 1)	0.2	H	5	2	0	0	1	1	0	0	0	0	0	11	19	0.00	4.500
30 Justin De Fratus, R ERA:	(8, 1)	0.1	H	1	0	0	0	0	0	0	0	0	0	0	2	2	0.00	0.000
47 Jeremy Horst, L ERA: 5.4	(8, 1)	0.1	H	1	0	0	0	1	0	0	0	0	0	0	3	4	0.00	0.000
58 Jonathan Papelbon, R ERA: 1.08	(9, 1)	1.0		3	1	0	0	0	0	0	0	0	0	0	5	6	0.00	1.000

PITCHER		IP	WLS	BF	H	R	ER	SO	BB	IBB	HBP	BLK	WP	HR	S	P	ERA	WHIP

Batter	1	2	3	4	5	6	7	8	9	AB	R	H	RBI	BB	SO	LOB
11 Jimmy Rollins, S (1, 6) OBP: 0.299, SLG: 0.373	B SI 89 C SI 90 F SI 90 F SI 92 F SI 90 F CH 78 X SI 92 1-2 ① **P4**		C CH 80 F SI 91 F CH 81 B SI 92 F CH 82 T SI 93 1-2 ① **K**	X CH 83 0-0 ③ **P6**			C FC 93 B SL 80 X FC 91 1-1 **28 SH1-3 1B**	I IN 81 I IN 83 I IN 84 I IN 84 4-0 **13 1B IBB**		4	0	1	0	1	1	1
28 Kevin Frandsen, R (1, 4) OBP: 0.371, SLG: 0.533 13 Freddy Galvis, S (8, 4) OBP: 0.357, SLG: 0.471	B SI 91 C SI 91 F SI 92 X SL 81 1-2 **HR**		C SI 92 F SI 93 H SI 92 1-2 **10 FC6-4 HBP**		B SI 91 C SI 90 H CU 78 2-2 **10 F8-4-3 HBP**		1 SAFE 1 SAFE X FC 91 0-0 ① **SH1-3** **1-2**	B FF 92 X SI 91 1-0 ③ **1B** **1-3** **2-H**		1 1	1 0	1 1	1 1	0 0	0 0	0 0
10 Michael Young, R (1, 5) OBP: 0.387, SLG: 0.386	B SI 92 B SI 92 F SI 92 B SI 92 B SI 92 4-1 **3 FC6-4 BB**		B CH 82 B SI 92 X CH 82 2-0 ② **FC6-4** **1-2f**		S SI 91 F SI 93 F SI 92 F SI 82 **B SI 93** 1 SAFE F CH 77 B SI 93 1 SAFE 3-2 ①② **F8-4-3** **1-1**		X FC 92 0-0 ② **G6-3**			3	0	0	0	1	0	3
6 Ryan Howard, L (1, 3) OBP: 0.291, SLG: 0.446	B SI 92 X SI 92 1-0 ② **F7**		F SI 94 C SI 95 B SI 94 S SI 95 1-3 ③ **K**		B SL 82 B SI 92 C SI 93 X SI 94 2-1 **1B**		I IN 67 I IN 67 I IN 65 I IN 65 4-0 **IBB**			3	0	1	0	1	1	2
3 Delmon Young, R (1, 9) OBP: 0.295, SLG: 0.378 2 Ben Revere, L (8, 8) OBP: 0.286, SLG: 0.263	B SI 92 C SI 91 C CH 79 X SI 94 1-2 ③ **FC6-4** **1-2f**			S CH 81 B SL 81 B SI 93 S CH 82 X CH 82 2-2 ① **G6-3**	X CH 84 0-0 ③ **G1-3**		B FC 92 X SL 80 1-0 ③ **P3**			4 0	0 0	0 0	0 0	0 0	0 0	4 0
9 Domonic Brown, L (1, 7) OBP: 0.306, SLG: 0.441		C SI 91 X SL 81 0-1 ① **G3-1**		B SI 93 X SI 94 1-0 **51 BB 15 2B 1B**		B SL 80 X SI 90 1-0 **HR**		B SL 78 B FC 92 C FC 93 F FC 93 B CU 78 X FC 93 3-2 ① **P5**		4	2	2	1	0	0	0
51 Carlos Ruiz, R (1, 2) OBP: 0.277, SLG: 0.233		B SI 91 X SI 90 1-0 ② **L8**		B SI 93 C CH 80 B SI 90 B CH 81 B SI 92 4-1 **15 2B** **1-2** **BB**		B FF 94 F FF 94 F FF 94 C KC 85 1-3 ① **K**		C FC 91 B FC 92 X SL 80 1-1 **15 WP 15 1B 1B**		3	2	1	0	1	1	0
15 John Mayberry Jr., R (1, 8) OBP: 0.310, SLG: 0.418 (8, 9)		C SI 92 B CH 82 S CH 81 X SI 94 1-2 **1B**		B CH 82 S CH 83 X CH 84 1-1 **1-H 2-H 2B**		F FF 95 B KC 85 X FF 94 1-1 ② **F8**		C FC 91 C FC 91 B SL 83 F FC 92 X FC 91 1-2 **19 S 13 1B** **1-H** **1B**		4	1	3	3	0	0	0
44 Jonathan Pettibone, L (1, 1) OBP: 0.273, SLG: 0.111 59 Antonio Bastardo, R (7, 1) 30 Justin De Fratus, S (8, 1) 47 Jeremy Horst, L (8, 1) 19 Laynce Nix, L (8, PH) OBP: 0.303, SLG: 0.367 58 Jonathan Papelbon, R (9, 1)		B SI 93 B SI 93 C SI 92 C SI 94 C SI 94 2-3 ③ **K**		C SI 92 S SI 93 F SI 94 B SI 94 B SI 94 F SI 94 F SI 94 B SL 84 X SI 94 3-2 ② **G1-3**		S FF 95 B FF 95 X FF 94 1-1 ③ **G4-3**		C SI 90 B CU 74 B SL 85 B SI 90 C SI 91 X CU 76 3-2 ② **F8** **1-2**		3 0 0 0 1 0	0 0 0 0 0 0	0 0 0 0 0 0	0 0 0 0 0 0	1 0 0 0 0 0	2 0 0 0 0 1	0 0 0 0 1 0
Inning Stats	R: 1 H: 1 E: 0 LOB: 1 K: 0 BB: 1 S: 14 P: 22	R: 0 H: 1 E: 0 LOB: 1 K: 1 BB: 0 S: 9 P: 13	R: 0 H: 0 E: 1 LOB: 1 K: 2 BB: 0 S: 11 P: 16	R: 2 H: 2 E: 0 LOB: 1 K: 0 BB: 1 S: 14 P: 25	R: 0 H: 1 E: 0 LOB: 1 K: 0 BB: 0 S: 11 P: 18	R: 1 H: 1 E: 0 LOB: 0 K: 1 BB: 0 S: 8 P: 12	R: 0 H: 1 E: 0 LOB: 2 K: 0 BB: 1 S: 5 P: 11	R: 2 H: 3 E: 0 LOB: 2 K: 0 BB: 1 S: 13 P: 26		1B: 7 SF: 0 2B: 2 SAC: 1 3B: 0 DP: 1 HR: 2 HBP: 2						

PITCHER		IP	WLS	BF	H	R	ER	SO	BB	IBB	HBP	BLK	WP	HR	S	P	ERA	WHIP
26 Scott Kazmir, L ERA: 5.33	(1, 1)	5.0	L	24	6	4	4	3	2	0	2	0	0	2	60	96	7.20	1.600
37 Cody Allen, R ERA: 2.6	(6, 1)	1.0		3	0	0	0	1	0	0	0	0	0	0	7	10	0.00	0.000
27 Bryan Shaw, R ERA: 1.93	(7, 1)	1.1		8	3	2	2	0	0	1	0	0	1	0	14	25	13.50	2.250
53 Rich Hill, L ERA: 3.0	(8, 1)	0.2		3	1	0	0	0	0	1	0	0	0	0	4	12	0.00	1.500

PITCHER	IP	WLS	BF	H	R	ER	SO	BB	IBB	HBP	BLK	WP	HR	S	P	ERA	WHIP

BOTTOM

Cleveland Indians @ Philadelphia Phillies

Citizens Bank Park, Philadelphia, PA

Tue May 14 2013, 7:08 PM - 9:54 PM EDT

Att. 39,689 - Clear - 63 F

livebaseballscorecards.com

AB	31
R	6
H	10
RBI	6
BB	4
SO	4
LOB	13

Batter	1	2	3	4	5	6	7	8	9	AB	R	H	RBI	BB	SO	LOB
11 Drew Stubbs, R (1, 8) OBP: 0.305, SLG: 0.374	B CH 82 B FF 92 C FF 91 F FC 90 B CH 84 S CH 85 3-3 ① **K**		F FF 90 B FF 90 B FC 87 X FF 91 2-1 ① **L9** C FC 86 B CH 83 S CH 82 B CU 75 X FF 92 2-2 ③ **G5-3**			B FC 88 X FC 88 1-0 22 BB 13 1B 1-2 **1B**		B CH 73 C SI 85 B SI 86 C SI 87 F SI 86 B SI 86 F FF 86 F SI 86 X CU 76 3-2 22 HR 1-3 **2B**		5	2	2	0	0	1	0
22 Jason Kipnis, L (1, 4) OBP: 0.303, SLG: 0.472	C FF 92 B FF 92 F FF 94 B CH 85 F FF 90 F FC 89 F FF 94 F CH 84 F FF 94 2-2 ② **F8** X FF 93		B FC 86 B FC 87 C FC 88 S CH 84 B FF 92 X FF 92 3-2 12 2B **2B**		B FF 88 B FC 85 X FF 88 2-0 33 HR **2B**	D SL 81 B FF 88 B SL 80 B FF 88 4-0 13 1B 1-2 2-3 **BB**		B SI 86 F FF 86 B CU 77 F FF 86 D CU 78 X CU 76 3-2 2-H 3-H **HR**		4	3	3	3	1	0	0
13 Asdrúbal Cabrera, S (1, 6) OBP: 0.303, SLG: 0.430	B FC 87 B CH 84 F FF 92 T FF 93 B CH 85 X FC 91 3-2 **1B**		F FF 91 S FF 92 B FF 92 D CU 78 D CH 84 B CH 84 4-2 12 2B **BB**		F FF 88 X FF 90 0-1 ① **B1-3**	B FF 87 C SI 88 F CH 82 X SL 82 1-2 33 FC5-4 1-2 2-H 3-H **1B**		F FF 85 X FF 85 0-1 ② **F8**		4	1	2	2	1	0	1
33 Nick Swisher, S (1, 9) (7, 3) OBP: 0.374, SLG: 0.492	B FF 93 X FF 93 1-0 ③ **F7**		C FF 91 S CU 77 S CH 84 0-3 ② **K**		B FC 87 B FF 90 X FC 85 2-0 2-H **HR**	C FF 89 B FF 89 B FF 90 F CH 81 X FF 88 2-2 ③ **FC5-4** 1-2f		B CH 75 S FF 84 X FF 86 1-1 ③ **F8**		5	1	1	2	0	1	5
12 Mark Reynolds, R (1, 3) OBP: 0.362, SLG: 0.581 37 Cody Allen, R (7, 1) 50 Nick Hagadone, L (8, 1) 24 Michael Bourn, L (9, PH) OBP: 0.343, SLG: 0.469 32 Matt Albers, L (9, 1)		B FF 90 F FF 91 F FF 92 B CH 83 B FC 90 X FC 90 3-2 ① **F9**	S CH 83 X FC 88 0-1 1-H 2-H **2B**		X FF 90 0-0 ② **G6-3**		F SI 94 S CU 82 F CU 80 F SI 93 S SI 95 0-3 ① **K**		B FF 84 C SI 85 C FF 85 B SI 86 X CU 77 2-2 ① **G1-3**	4 0 0 1 0	0 0 0 0 0	1 0 0 0 0	2 0 0 0 0	0 0 0 0 0	1 0 0 0 0	0 0 0 0 0
41 Carlos Santana, S (1, 2) OBP: 0.430, SLG: 0.588		S FC 89 F FF 92 X FF 93 0-2 ② **G6-3**	S CH 83 B CU 76 B CH 83 S CH 84 X FF 92 2-2 ③ **G6-3**		B FF 89 B FF 90 B FF 90 C FF 89 S CH 82 X FF 91 3-2 ③ **P4**		B CU 78 F SI 94 F SI 94 B CU 78 B CU 78 X SI 95 3-2 9 G6-4-3 1B		C SI 85 C SI 85 B CU 77 B CH 74 S CH 76 2-3 ② **K**	5	0	1	0	0	1	1
9 Ryan Raburn, R (1, 7) OBP: 0.359, SLG: 0.512 (7, 9)		H CU 76 1-0 4 BB HBP		C FF 89 B FF 91 B CH 81 F CH 82 S CH 84 2-3 ① **K**		X SI 86 0-0 ① **G5-3**	X SI 93 0-0 ② ③ **G6-4-3** 1-2f		X FF 85 0-0 ③ **F9**	4	0	0	0	0	1	1
4 Mike Aviles, R (1, 5) OBP: 0.296, SLG: 0.438		B CH 83 B FF 92 C FF 91 B FF 92 C FF 92 F CH 84 F CH 84 F FF 93 B FF 93 4-2 1-2 **BB**		X FF 91 0-0 **HR**		C FC 86 B FF 86 C SI 88 B CU 75 X FF 87 2-2 ② **G4-3**		C FF 86 X SI 86 0-1 ① **P4**		3	1	1	1	1	0	0
28 Corey Kluber, R (1, 1) 23 Michael Brantley, L (7, 7) OBP: 0.363, SLG: 0.379		C FF 91 B FF 92 S CH 84 F FF 92 F FF 93 B CH 83 B CH 84 X FF 92 3-2 ③ **F7**		C FF 90 C FC 86 S CU 76 0-3 ② **K**		B FC 87 F SI 87 B SI 90 S SI 87 B FC 85 B SI 88 4-2 22 BB 11 1B 13 1B **BB**		B SI 86 B CU 75 B SI 86 C FF 86 B SI 86 4-1 11 2B 22 HR **BB**		2 0	1 1	0 0	0 0	1 1	1 0	2 0
Inning Stats	R: 0 E: 0 K: 1 S: 15 H: 1 LOB: 1 BB: 0 P: 24	R: 0 E: 0 K: 0 S: 16 H: 0 LOB: 2 BB: 1 P: 27	R: 2 E: 0 K: 1 S: 15 H: 2 LOB: 1 BB: 1 P: 26	R: 1 E: 0 K: 2 S: 10 H: 1 LOB: 0 BB: 0 P: 14	R: 2 E: 0 K: 0 S: 8 H: 2 LOB: 0 BB: 0 P: 15	R: 2 E: 0 K: 0 S: 13 H: 2 LOB: 2 BB: 2 P: 27	R: 0 E: 0 K: 1 S: 9 H: 1 LOB: 0 BB: 0 P: 12	R: 3 E: 0 K: 0 S: 16 H: 2 LOB: 0 BB: 1 P: 27	R: 0 E: 0 K: 1 S: 7 H: 0 LOB: 0 BB: 0 P: 11	1B: 4 2B: 4 3B: 0 HR: 3 SF: 0 SAC: 0 DP: 1 HBP: 1						

PITCHER		IP	WLS	BF	H	R	ER	SO	BB	IBB	HBP	BLK	WP	HR	S	P	ERA	WHIP
35 Cole Hamels, L ERA: 4.61	(1, 1)	5.0	L	24	6	5	5	4	2	0	1	0	0	2	64	106	9.00	1.600
45 Chad Durbin, R ERA: 7.3	(6, 1)	0.2		4	1	2	2	0	1	0	0	0	0	0	7	14	27.00	3.000
47 Jeremy Horst, L ERA: 5.29	(6, 1)	0.1		3	1	0	0	0	1	0	0	0	0	0	6	13	0.00	6.000
48 Phillippe Aumont, R ERA: 2.25	(7, 1)	1.0		3	1	0	0	1	0	0	0	0	0	0	9	12	0.00	1.000
46 Raul Valdes, L ERA: 7.65	(8, 1)	2.0		9	2	3	3	1	1	0	0	0	0	1	23	38	13.50	1.500

PITCHER	IP	WLS	BF	H	R	ER	SO	BB	IBB	HBP	BLK	WP	HR	S	P	ERA	WHIP

TOP

Cleveland Indians @ Philadelphia Phillies

Citizens Bank Park, Philadelphia, PA

Wed May 15 2013, 1:09 PM - 4:07 PM EDT

Att. 38,440 - Cloudy - 74 F

livebaseballscorecards.com

AB	37
R	10
H	11
RBI	10
BB	5
SO	6
LOB	10

WP: 0 PA: 43
PB: 0
SB: 0
CS: 0

BOTTOM

Cleveland Indians @ Philadelphia Phillies

Citizens Bank Park, Philadelphia, PA

Wed May 15 2013, 1:09 PM - 4:07 PM EDT

Att. 38,440 - Cloudy - 74 F

livebaseballscorecards.com

Batter	1	2	3	4	5	6	7	8	9	AB	R	H	RBI	BB	SO	LOB
11 Jimmy Rollins, S (1, 6) OBP: 0.304, SLG: 0.382	C SI 91 B SI 92 F CH 84 S CU 82 1-3 ① K		T CH 82 X CU 82 0-1 2-H 1B		B SI 93 S CH 83 C SI 92 F SL 90 B SI 94 X CH 84 2-2 1-H 3-H 2B			C FF 94 X FF 95 0-1 ① P3		4	0	2	3	0	1	0
26 Chase Utley, L (1, 4) OBP: 0.335, SLG: 0.500	C SI 93 X CH 85 0-1 ② F7		1 SAFE B SI 92 X SI 91 1-0 ③ P6		B SL 90 F SI 92 F SL 88 B SI 92 F SI 93 X SL 90 2-2 ③ G3			C FF 94 C SI 84 X FF 96 0-2 ② F7		4	0	0	0	0	0	2
10 Michael Young, R (1, 5) OBP: 0.383, SLG: 0.378	B SI 93 B SI 93 X SI 92 2-0 ③ G4-3			C SL 88 C SI 92 B SI 91 B SI 94 X CU 84 2-2 ① F9		C SI 90 S SI 90 X SL 90 0-2 ① L4		B FF 96 C FF 93 C FF 95 B FF 94 F FF 94 F FF 94 B SL 82 B FF 94 4-2 BB		3	0	0	0	1	0	0
6 Ryan Howard, L (1, 3) OBP: 0.284, SLG: 0.434		S SI 92 X SI 93 0-1 ① G4-3		C CH 84 F SL 89 S SI 93 0-3 ② K		B CH 83 B SL 87 X SI 93 2-0 ② G4-3		B SL 82 C FF 92 B FF 94 X FF 92 2-1 ③ F8		4	0	0	0	0	1	1
3 Delmon Young, R (1, 9) OBP: 0.313, SLG: 0.390		C SI 92 S CU 82 B SI 92 B SI 94 S CU 82 2-3 ② K		C SL 88 B CH 85 C SI 93 F SI 93 S SI 94 1-3 ③ K		B SL 88 F SL 89 F SI 90 B SI 91 X SI 93 2-2 1B			B SI 93 X SI 92 1-0 9 WP 51 2B 1B	4	1	2	0	0	2	0
9 Domonic Brown, L (1, 7) OBP: 0.298, SLG: 0.429		B CH 85 S CH 84 F SI 94 B SL 89 F CH 86 F CU 82 C SI 93 2-3 ③ K			S CH 82 B CH 84 B SI 92 B SI 92 X SI 92 3-1 ① G3-1	S CH 83 F SI 91 F SI 93 B SI 92 D CH 85 F CU 82 F SL 90 B CH 85 X SL 90 3-2 ③ G4-3			S FF 90 C FF 93 B CU 80 S FF 93 1-3 ① K 1-2	4	0	0	0	0	2	2
51 Carlos Ruiz, R (1, 2) OBP: 0.294, SLG: 0.277			C SI 90 C SL 88 B SI 92 X CU 82 1-2 ① G6-3		X SL 86 0-0 15 1B 11 2B 1B		B FF 95 B FF 94 B FF 94 C FF 93 X FF 93 3-1 ① G5-3		F SI 93 C SI 93 B SI 93 B SI 94 X SI 93 2-2 2-H 2B	4	1	2	1	0	0	0
15 John Mayberry Jr., R (1, 8) OBP: 0.317, SLG: 0.421			B SI 92 B SL 89 X SI 92 2-0 35 SH1-4 11 1B 1B		C SI 91 X CU 79 0-1 1-3 11 2B 1B		C FF 95 C KC 84 B FF 94 C FF 94 1-3 ② K		C SI 94 S SL 87 D SL 88 B SI 94 B SI 94 X SI 95 3-2 ② G5-3	4	2	2	0	0	1	1
35 Cole Hamels, L (1, 1) OBP: 0.067, SLG: 0.067 28 Kevin Frandsen, R (5, PH) OBP: 0.361, SLG: 0.516 45 Chad Durbin, R (6, 1) 47 Jeremy Horst, L (6, 1) 48 Phillippe Aumont, L (7, 1) 19 Laynce Nix, L (7, PH) OBP: 0.299, SLG: 0.361 46 Raul Valdes, L (8, 1) OBP: 0.333, SLG: 0.667 13 Freddy Galvis, S (9, PH) OBP: 0.351, SLG: 0.462			X SI 91 0-0 ② SH1-4 1-2		F SI 93 1 SAFE S SI 92 B SL 91 X SI 92 1-2 ② P4		S FF 94 B FF 94 C KC 83 S FF 95 1-3 ③ K		F SI 93 B SI 92 F SI 92 X CU 81 1-2 ③ L6	0 1 0 0 0 0 1 0 1	0 0 0 0 0 0 0 0 0	0 0 0 0 0 0 1 0 0	0 0 0 0 0 0 0 0 0	0 0 0 0 0 0 0 0 0	0 2 0 0 0 0 0 0 1	0 0 0 0 0 0 0 0 0
Inning Stats	R: 0 E: 0 K: 1 S: 6 H: 0 LOB: 0 BB: 0 P: 9	R: 0 E: 0 K: 2 S: 10 H: 0 LOB: 0 BB: 0 P: 14	R: 1 E: 0 K: 0 S: 8 H: 2 LOB: 1 BB: 0 P: 12	R: 0 E: 0 K: 2 S: 10 H: 0 LOB: 0 BB: 0 P: 13	R: 2 E: 0 K: 0 S: 16 H: 3 LOB: 1 BB: 0 P: 24	R: 0 E: 0 K: 0 S: 13 H: 1 LOB: 1 BB: 0 P: 20	R: 0 E: 0 K: 2 S: 8 H: 0 LOB: 0 BB: 0 P: 13	R: 0 E: 0 K: 0 S: 11 H: 0 LOB: 1 BB: 1 P: 17	R: 1 E: 0 K: 1 S: 13 H: 2 LOB: 1 BB: 0 P: 21	1B: 6 2B: 2 3B: 0 HR: 0 SF: 0 SAC: 1 DP: 0 HBP: 0						WP: 1 PB: 0 SB: 0 CS: 0 PA: 36	

	AB	34
	R	4
	H	8
	RBI	4
	BB	1
	SO	8
	LOB	9

PITCHER		IP	WLS	BF	H	R	ER	SO	BB	IBB	HBP	BLK	WP	HR	S	P	ERA	WHIP
28 Corey Kluber, R ERA: 5.4	(1, 1)	6.0	W	24	6	3	3	5	0	0	0	0	0	0	63	92	4.50	1.000
37 Cody Allen, R ERA: 2.45	(7, 1)	1.0		3	0	0	0	2	0	0	0	0	0	0	8	13	0.00	0.000
50 Nick Hagadone, L ERA: 7.2	(8, 1)	1.0		4	0	0	0	0	1	0	0	0	0	0	11	17	0.00	1.000
32 Matt Albers, R ERA: 4.38	(9, 1)	1.0		5	2	1	1	1	0	0	0	0	1	0	13	21	9.00	2.000

PITCHER	IP	WLS	BF	H	R	ER	SO	BB	IBB	HBP	BLK	WP	HR	S	P	ERA	WHIP

Batter	1	2	3	4	5	6	7	8	9	10	AB	R	H	RBI	BB	SO	LOB
55 Michael Saunders, L (1, 8) OBP: 0.324, SLG: 0.449	B FF 88 F SI 90 B FF 92 F FS 82 B FF 93 C SI 92 3-3 ① K		X FS 83 0-0 ①② G4-6-3 1-2f 2-3		C SL 82 B FS 82 T SI 91 S FS 82 1-3 ② K	B SL 84 X SI 90 1-0 ③ P4			X FF 94 0-0 ① G4-3		5	0	0	0	0	2	3
13 Dustin Ackley, L (1, 4) OBP: 0.287, SLG: 0.286	B FF 90 B FS 81 F FF 91 F FF 92 C SI 93 2-3 ② K		C SL 84 C SL 83 B FF 93 X CU 76 1-2 ③ G4-3		B CU 73 X SI 90 1-0 15 S 1B		C SI 90 B SL 85 X SL 83 1-1 ① G6-3		C FF 93 B FF 94 F SL 83 F SL 86 S FF 94 1-3 ② K		5	0	1	0	0	2	1
15 Kyle Seager, L (1, 5) OBP: 0.354, SLG: 0.468	C FF 91 F SL 84 B FF 94 B SL 83 X FS 84 2-2 1B			L SI 88 F FS 81 F FF 92 B FS 82 X SI 93 1-2 ① G3-1	D FS 83 B FF 88 B SL 82 C FF 89 F FS 84 B SL 84 4-2 1-2 BB		B SL 84 B SI 90 B SI 90 C SI 89 B SI 91 4-1 17 FC6-5 BB		B FF 92 C FF 94 C SL 83 F FF 94 X FF 94 1-2 ③ F8		3	0	1	0	2	0	0
8 Kendrys Morales, S (1, 10) OBP: 0.353, SLG: 0.429	F SL 84 B FS 83 F FF 93 D FS 85 B SI 93 X FS 83 3-2 ③ L1			B SL 82 B FS 81 X SI 90 2-0 HR	B SL 85 D FS 82 C SL 84 S FS 85 S FF 95 2-3 ③ K		B FF 96 1 SAFE T FF 97 T FF 96 B FF 97 C FF 96 2-3 ② K			C FF 91 X SI 92 0-1 ① L8	5	1	1	1	0	2	4
17 Justin Smoak, S (1, 3) OBP: 0.364, SLG: 0.315		C SL 82 F FS 82 B FF 93 B SI 92 F SL 85 F SI 93 T FF 93 2-2 ① K		B FF 91 C SL 82 F FS 83 B FS 84 C SL 84 2-3 ② K		B SL 81 F FS 79 X FF 91 1-1 28 HR 1B	C KC 85 X FF 97 0-1 ③ FC6-5 1-2f			B SL 77 F SI 91 F FF 91 F SL 79 B FF 90 F FF 91 F SL 78 B FF 90 F FF 90 4-2 B FF 90 BB	4	1	1	0	1	2	1
28 Raul Ibanez, L (1, 7) OBP: 0.278, SLG: 0.541		C SI 92 F FF 93 B FS 86 F SL 85 F FF 94 S FS 85 1-3 ② K		B FS 80 X FS 80 1-0 7 BB 1B		C SI 92 X CU 75 0-1 1-H HR		B FF 95 F FF 95 C FF 97 X FF 96 1-2 9 G6-3 7 SH1-4 1B		B FF 91 X SI 90 1-0 ② L9	5	1	3	2	0	1	1
7 Kelly Shoppach, R (1, 2) OBP: 0.357, SLG: 0.433		C SL 86 B SI 93 C FF 94 S FF 95 1-3 ③ K		D SI 93 B SL 84 F SL 82 F SI 94 B CU 78 D FS 84 4-2 1-2 BB		C SI 92 X SI 92 0-1 ① F9		L FF 96 X FF 96 0-1 ① SH1-4 1-2		S SL 78 S SL 79 S SL 79 0-3 ③ K	3	0	0	0	1	2	1
9 Endy Chavez, L (1, 9) OBP: 0.288, SLG: 0.310			X FF 88 0-0 55 G4-6-3 26 1B 1B	B FS 83 S SL 83 C SI 94 X FS 83 1-2 ③ G4-3		C SI 92 B SI 91 B SI 91 C SI 90 B SI 91 X SI 90 3-2 ② L7		C FC 94 B SL 81 F FC 94 F FC 95 X CH 83 1-2 ② G6-3 2-3			4	0	1	0	0	0	3
26 Brendan Ryan, R (1, 6) OBP: 0.224, SLG: 0.173			B SL 81 X FF 91 1-0 55 G4-6-3 1-2 1B		B FF 91 C SL 81 B SL 82 C SI 92 B CU 77 S FF 93 3-3 ① K	S SI 92 B FF 92 B SI 91 X SI 91 2-1 2B		B FC 96 F FC 94 S SL 81 B FC 96 F FC 96 F FC 94 S SL 82 2-3 ③ K			4	0	2	0	0	2	1
Inning Stats	R: 0 E: 0 K: 2 S: 12 H: 1 LOB: 1 BB: 0 P: 22	R: 0 E: 0 K: 3 S: 13 H: 0 LOB: 0 BB: 0 P: 17	R: 0 E: 0 K: 0 S: 6 H: 2 LOB: 1 BB: 0 P: 8	R: 1 E: 0 K: 1 S: 14 H: 2 LOB: 2 BB: 1 P: 25	R: 0 E: 0 K: 3 S: 12 H: 1 LOB: 2 BB: 1 P: 23	R: 2 E: 0 K: 0 S: 12 H: 3 LOB: 1 BB: 0 P: 19	R: 0 E: 0 K: 1 S: 8 H: 0 LOB: 1 BB: 1 P: 15	R: 0 E: 0 K: 1 S: 14 H: 1 LOB: 1 BB: 0 P: 18	R: 0 E: 0 K: 1 S: 9 H: 0 LOB: 0 BB: 0 P: 11	R: 0 E: 0 K: 1 S: 12 H: 0 LOB: 1 BB: 1 P: 17	1B: 7 2B: 1 3B: 0 HR: 2 SF: 0 SAC: 1 DP: 1 HBP: 0	WP: 0 PB: 0 SB: 1 CS: 0 PA: 43					

PITCHER	IP	WLS	BF	H	R	ER	SO	BB	IBB	HBP	BLK	WP	HR	S	P	ERA	WHIP
30 Ubaldo Jiménez, R (1, 1) ERA: 5.31	5.0		23	7	2	2	9	2	0	0	0	0	1	59	98	3.60	1.800
53 Rich Hill, L (6, 1) ERA: 3.48	1.1	B	7	2	1	1	0	1	0	0	0	0	1	13	24	6.75	2.250
37 Cody Allen, R (7, 1) ERA: 2.33	1.0		4	1	0	0	1	0	0	0	0	0	0	10	13	0.00	1.000
27 Bryan Shaw, R (8, 1) ERA: 1.86	0.2		2	0	0	0	1	0	0	0	0	0	0	9	12	0.00	0.000
54 Chris Perez, R (9, 1) ERA: 0.64	1.0		3	0	0	0	1	0	0	0	0	0	0	9	11	0.00	0.000

PITCHER	IP	WLS	BF	H	R	ER	SO	BB	IBB	HBP	BLK	WP	HR	S	P	ERA	WHIP
52 Vinnie Pestano, R (10, 1) ERA: 2.0	1.0	W	4	0	0	0	1	1	0	0	0	0	0	12	17	0.00	1.000

TOP

Seattle Mariners @ Cleveland Indians

Progressive Field, Cleveland, OH

Fri May 17 2013, 7:09 PM - 10:43 PM EDT

Att. 34,282 - Clear - 58 F

livebaseballscorecards.com

AB	38
R	3
H	10
RBI	3
BB	4
SO	13
LOB	15

Batter	1	2	3	4	5	6	7	8	9	10	AB	R	H	RBI	BB	SO	LOB
24 Michael Bourn, L (1, 8) OBP: 0.360, SLG: 0.478	B FF 90 C SI 92 C SL 86 S FF 94 1-3 K		L FF 91 C CU 74 B SI 92 X SL 87 1-2 22 FC1-6 1B		X SI 92 0-0 22 1B 1B			C FF 92 B CU 77 B SL 80 X FF 92 2-1 F9		C CU 77 1 SAFE B SI 93 S SL 86 1 SAFE X SL 86 1-2 22 DI 22 HR 1-3 1B	5	1	3	0	0	1	0
22 Jason Kipnis, L (1, 4) OBP: 0.313, SLG: 0.496	C SI 92 B CH 86 B SL 87 B SI 93 B SI 91 4-1 13 G6-4-3 BB		C CU 72 1 SAFE B SI 89 B SL 85 C FF 92 X SL 86 2-2 FC1-6 13 CS 1-2f		1 SAFE C SL 86 F SI 91 B SL 83 F SL 85 B SI 91 1 SAFE X SL 86 2-2 13 L9-3 1-2 1B			C SL 80 C SI 92 S SL 81 0-3 K		C SL 86 X SL 86 0-1 1-H 3-H HR	4	1	2	3	1	1	1
13 Asdrúbal Cabrera, S (1, 6) OBP: 0.296, SLG: 0.418	1 SAFE X SI 93 0-0 G6-4-3 1-2f		C SI 90 B SL 83 1 SAFE B CU 73 2-1 CS 1-2	B CU 70 X SI 89 1-0 F8	B SL 85 F SI 90 B CU 72 S FF 95 B SL 85 F SL 85 2 SAFE X FF 94 3-2 L9-3 1-1			C FF 96 B SL 83 S FF 96 F FF 97 F KC 79 B FF 95 F FF 98 S KC 81 2-3 K			4	0	0	0	0	1	3
33 Nick Swisher, S (1, 3) OBP: 0.371, SLG: 0.481		B SI 88 S SL 86 B SI 92 B SI 90 B SI 93 4-1 41 2B 25 SF9 BB		B SI 87 F SI 90 C SL 84 S CU 76 1-3 K2-3		C CU 71 F SI 92 B CU 74 B CU 76 B SI 92 S SI 94 3-3 K			F FF 96 F KC 78 B FF 98 F FF 97 B SL 84 F FF 97 B KC 78 X FF 95 3-2 G3-1		3	1	0	0	1	2	0
41 Carlos Santana, S (1, 2) OBP: 0.432, SLG: 0.590		C SI 92 C SL 85 F FF 93 B SL 86 F SL 87 B SI 93 1 SAFE X SI 92 2-2 25 SF9 23 WP 1-3 2B		B FF 94 B SI 90 B CH 86 B SI 92 4-0 25 BB BB		B SI 93 B SL 86 B CH 84 C SI 91 F SI 92 C SL 85 3-3 K			B KC 79 S FF 96 X FF 98 1-1 P6		3	1	1	0	1	1	0
25 Jason Giambi, L (1, 10) OBP: 0.278, SLG: 0.391		C SI 94 S SI 88 X CH 87 0-2 SF9 2-3 3-H		B SI 92 B FF 92 D SL 87 F FF 92 C FF 94 B SL 85 4-2 1-2 BB		C SL 86 X FF 93 0-1 F8			B FF 98 C KC 80 F KC 78 F FF 97 B FF 96 X SL 85 2-2 F9		2	0	0	1	1	0	0
12 Mark Reynolds, R (1, 5) OBP: 0.353, SLG: 0.564		B SI 93 B SL 86 B SL 85 X FF 94 3-0 G6-3		S SL 87 F FF 96 S SL 86 0-3 K			B CU 78 F FF 92 B SI 92 B CU 74 X FF 92 3-1 F8			C KC 80 B SL 84 S FF 96 B FF 95 F SL 84 S FF 96 2-3 K	4	0	0	0	0	2	3
23 Michael Brantley, L (1, 7) OBP: 0.354, SLG: 0.369		B SI 88 B SI 92 F FF 92 C SL 86 S SL 88 2-3 K 3-H			B X 1-0 G4-3		B FF 93 F FF 92 B SL 80 X FF 92 2-1 P6			S SL 86 B SL 86 F FF 94 B CU 77 X SI 94 2-2 G4-3	4	0	0	0	0	1	0
11 Drew Stubbs, R (1, 9) OBP: 0.310, SLG: 0.396			B FF 91 B FF 92 S SI 90 X FF 92 2-1 G5-3		B C X 1-1 HR		C SI 92 S CU 77 S FF 92 0-3 K			B SI 94 B FF 93 B SL 86 C FF 90 B FF 93 4-1 24 1B 24 S 22 HR BB	3	2	1	1	1	1	0
Inning Stats	R: 0 E: 0 K: 1 S: 5 H: 0 LOB: 0 BB: 1 P: 10	R: 2 E: 0 K: 1 S: 13 H: 1 LOB: 0 BB: 1 P: 24	R: 0 E: 0 K: 0 S: 9 H: 1 LOB: 0 BB: 0 P: 16	R: 0 E: 0 K: 2 S: 9 H: 0 LOB: 2 BB: 2 P: 19	R: 1 E: 0 K: 0 S: 12 H: 3 LOB: 1 BB: 0 P: 19	R: 0 E: 0 K: 2 S: 8 H: 0 LOB: 0 BB: 0 P: 14	R: 0 E: 0 K: 1 S: 7 H: 0 LOB: 0 BB: 0 P: 12	R: 0 E: 0 K: 2 S: 11 H: 0 LOB: 0 BB: 0 P: 15	R: 0 E: 0 K: 0 S: 11 H: 0 LOB: 0 BB: 0 P: 17	R: 3 E: 0 K: 1 S: 13 H: 2 LOB: 0 BB: 1 P: 22	1B: 4 2B: 2 3B: 0 HR: 2	SF: 1 SAC: 0 DP: 2 HBP: 0	WP: 1 PB: 0 SB: 1 CS: 1	PA: 39				

PITCHER		IP	WLS	BF	H	R	ER	SO	BB	IBB	HBP	BLK	WP	HR	S	P	ERA	WHIP
37 Brandon Maurer, R ERA: 5.75	(1, 1)	6.0		24	5	3	3	6	4	0	0	0	1	1	56	102	4.50	1.500
41 Charlie Furbush, L ERA: 4.73	(7, 1)	1.2		5	0	0	0	2	0	0	0	0	0	0	12	19	0.00	0.000
58 Carter Capps, R ERA: 4.03	(8, 1)	1.2		5	0	0	0	2	0	0	0	0	0	0	21	31	0.00	0.000
44 Lucas Luetge, L ERA: 10.5	(10, 1)	0.1	L	4	2	3	3	0	1	0	0	0	0	1	9	16	81.00	9.000

PITCHER	IP	WLS	BF	H	R	ER	SO	BB	IBB	HBP	BLK	WP	HR	S	P	ERA	WHIP

BOTTOM

Seattle Mariners @ Cleveland Indians

Progressive Field, Cleveland, OH

Fri May 17 2013, 7:09 PM - 10:43 PM EDT

Att. 34,282 - Clear - 58 F

livebaseballscorecards.com

AB	32
R	6
H	7
RBI	5
BB	5
SO	10
LOB	7

Seattle Mariners @ Cleveland Indians

Progressive Field, Cleveland, OH

Sat May 18 2013, 1:07 PM - 4:01 PM EDT

Att. 17,574 - Partly Cloudy - 62 F

TOP

livebaseballscorecards.com

Batter	1	2	3	4	5	6	7	8	9	AB	R	H	RBI	BB	SO	LOB
9 Endy Chavez, L (1, 8) OBP: 0.289, SLG: 0.324	C SI 90 B FF 90 B FF 92 X FF 91 2-1 2B		C CU 78 2 SAFE D CU 79 F FF 91 F FF 92 X CU 80 1-2 ①② F8 1-2 2-3			X SI 91 0-0 ② F8		B SI 90 B SI 90 C SI 91 X SI 90 2-1 ② F7		3	0	1	0	0	0	2
12 Jason Bay, R (8, PH) (8, 8) OBP: 0.337, SLG: 0.429										1	0	0	0	0	0	0
55 Michael Saunders, L (9, 8) OBP: 0.324, SLG: 0.449										0	0	0	0	0	0	0
13 Dustin Ackley, L (1, 4) OBP: 0.286, SLG: 0.285	B FF 89 C FF 90 C SI 91 X FF 92 1-2 ① F7		C SI 92 S CH 86 X FF 93 0-2 ③ F7			B SI 92 B CH 82 X 2-0 ③ F7		C FF 91 C CU 72 B SL 84 B SI 89 F CU 75 B SL 83 F SI 91 X SI 91 3-2 1B		4	0	1	0	0	0	2
15 Kyle Seager, L (1, 5) OBP: 0.346, SLG: 0.456	C FF 90 F CH 81 B FF 93 X CU 80 1-2 ② F7			B FF 90 F FF 90 C SI 90 B SI 91 S CH 86 2-3 ① K			X FF 89 0-0 ① G3	B CU 74 C SI 90 1 SAFE S CU 75 X CU 72 1-2 ③ G4-3		4	0	0	0	0	1	2
8 Kendrys Morales, S (1, 10) OBP: 0.351, SLG: 0.424	F FF 92 B CH 84 B FF 91 B SI 91 X FF 92 3-1 ③ F7			B CH 80 B SI 92 C FF 92 F SI 92 B CU 79 X FF 92 3-2 ② F7			C FF 90 B CH 81 B SI 91 S CH 82 X CH 85 2-2 38 G5-3 1B		B FF 93 X SI 92 1-0 ① L4	4	0	1	0	0	0	1
38 Michael Morse, R (1, 9) OBP: 0.316, SLG: 0.493		B FF 89 C SI 92 C FF 94 F FF 93 B SI 94 B CU 82 F FF 94 X FF 94 3-2 ① G4-3		B CH 84 B CU 78 X SI 92 2-0 ③ G5-3			S CU 81 X SI 93 0-1 ② G5-3 1-2		C FF 93 C SL 82 F SL 81 B FF 93 C FF 93 1-3 ② K	4	0	0	0	0	1	1
28 Raul Ibanez, L (1, 7) OBP: 0.277, SLG: 0.562		C SI 91 F SI 93 F CH 85 B CU 80 X SI 92 1-2 ② G4-3	C CH 79 X CH 80 0-1 ① G3				B FF 90 X SI 92 1-0 ③ G4-3		B FF 93 C FF 93 X FF 93 1-1 HR	4	1	1	1	0	0	1
17 Justin Smoak, S (1, 3) OBP: 0.374, SLG: 0.354		C FF 92 S SI 92 X FF 92 0-2 ③ G3-1	B FF 89 B SI 90 B SI 90 B FF 90 4-0 63 G5-4-3 BB					F FF 90 C SI 91 X CU 79 0-2 63 G4-3 26 HR 2B	F FF 93 B SL 83 X FF 93 1-1 HR	3	2	2	1	1	0	0
63 Jesus Montero, R (1, 2) OBP: 0.257, SLG: 0.330			C FF 92 B SI 93 X FF 92 1-1 9 CS 26 1B 1B		C CH 86 X SL 87 0-1 ②③ G5-4-3 1-2f			B SL 88 X SI 93 1-0 ① G4-3 2-3	X FF 93 0-0 ③ G4-3	4	0	1	0	0	0	2
26 Brendan Ryan, R (1, 6) OBP: 0.236, SLG: 0.218			X SI 90 0-0 9 CS 1-2 1B			B CU 76 C FF 91 F SL 86 X CU 79 1-2 ① L7		F FF 88 D CU 81 C SI 93 F SI 95 X CH 85 1-2 3-H HR		3	1	2	2	0	0	0
Inning Stats	R: 0 E: 0 K: 0 S: 10 H: 1 LOB: 1 BB: 0 P: 17	R: 0 E: 0 K: 0 S: 12 H: 0 LOB: 0 BB: 0 P: 16	R: 0 E: 0 K: 0 S: 10 H: 2 LOB: 1 BB: 0 P: 12	R: 0 E: 0 K: 1 S: 7 H: 0 LOB: 0 BB: 0 P: 14	R: 0 E: 0 K: 0 S: 4 H: 0 LOB: 0 BB: 1 P: 8	R: 0 E: 0 K: 0 S: 5 H: 0 LOB: 0 BB: 0 P: 8	R: 0 E: 0 K: 0 S: 7 H: 1 LOB: 1 BB: 0 P: 10	R: 2 E: 0 K: 0 S: 18 H: 3 LOB: 1 BB: 0 P: 26	R: 2 E: 0 K: 1 S: 10 H: 2 LOB: 0 BB: 0 P: 14	1B: 4 2B: 2 3B: 0 HR: 3 SF: 0 SAC: 0 DP: 1 HBP: 0						

	AB	34
	R	4
	H	9
	RBI	4
	BB	1
	SO	2
	LOB	11

PITCHER		IP	WLS	BF	H	R	ER	SO	BB	IBB	HBP	BLK	WP	HR	S	P	ERA	WHIP
34 Zach McAllister, R ERA: 2.65	(1, 1)	7.1		27	6	2	2	1	1	0	0	0	0	1	63	95	2.46	0.955
53 Rich Hill, L ERA: 3.27	(8, 1)	0.2	H	3	1	0	0	0	0	0	0	0	0	0	10	16	0.00	1.500
54 Chris Perez, R ERA: 1.8	(9, 1)	1.0	W	5	2	2	2	1	0	0	0	0	0	2	10	14	18.00	2.000

PITCHER	IP	WLS	BF	H	R	ER	SO	BB	IBB	HBP	BLK	WP	HR	S	P	ERA	WHIP

Batter	1	2	3	4	5	6	7	8	9	AB	R	H	RBI	BB	SO	LOB
24 Michael Bourn, L (1, 8) OBP: 0.363, SLG: 0.473	C FF 87 S SL 80 B SL 80 F CU 75 X FF 88 1-2 ① G1-3	C FF 89 T SL 83 F CU 76 B FF 90 B SL 82 1 SAFE X SI 89 2-2 1-2 1B		C SI 89 S SL 84 B SL 84 X SI 89 1-2 22 S 1-3 1B		C SL 81 B SL 81 C FF 88 B SL 83 F SL 83 X SI 89 2-2 FC6 13 S 22 1B 2-3 3-H		T FF 93 C CU 79 F FF 96 S FC 90 0-3 ③ K		5	0	2	1	0	1	1
22 Jason Kipnis, L (1, 4) OBP: 0.316, SLG: 0.493	C FF 88 B SL 81 X CU 75 1-1 ② G4-3	C SI 90 X SL 82 0-1 ③ G1-3		C SL 84 B SL 82 B SL 79 C SI 89 F SL 85 S SL 83 2-3 ③ K 1-2		C SI 88 1 SAFE F SL 82 B FF 88 1 SAFE X FF 88 1-2 13 S 1-2 3-H 1B			C FF 93 F SI 92 X FF 92 0-2 13 2B 12 FC6 1B	5	1	2	1	0	1	4
13 Asdrúbal Cabrera, S (1, 6) OBP: 0.305, SLG: 0.430	C FF 90 F CH 82 B CH 83 X SI 91 1-2 33 BB 12 1B 1B		F FF 87 B CH 80 L SI 88 F CH 81 X FF 92 1-2 ① F9		X FF 88 0-0 33 F7-6-3 1B	C FF 93 B FC 92 C FC 90 F FF 95 C FF 96 1-3 ② 1-2 2-3			L FF 90 1 SAFE L FF 91 F FF 93 D SI 94 B FF 92 X FF 95 2-2 12 FC6 1-3 2B	5	1	3	0	0	1	2
33 Nick Swisher, S (1, 10) OBP: 0.378, SLG: 0.486	F FF 90 B SI 90 D CH 82 1 SAFE B FF 90 B FF 90 4-1 12 1B 1-2 BB		C CU 72 B CH 82 T SI 90 B CH 81 X FF 92 2-2 2B		B SI 87 B SI 88 C SI 89 B SI 89 F SI 89 X FF 89 3-2 ①② F7-6-3 1-1	F SI 95 B FC 91 B SI 95 B FC 91 X FF 94 3-1 ③ G3-1			I IN 76 I IN 74 I IN 81 I IN 79 4-0 12 FC6 IBB	3	0	1	0	2	0	3
12 Mark Reynolds, R (1, 5) (8, 3) OBP: 0.354, SLG: 0.580	F FF 91 D CH 83 C CH 82 B FF 92 X FF 91 3-1 41 FC6-4 1-3 2-H 1B		B CH 82 F SI 90 C CH 81 B CH 81 B CH 82 X FF 92 3-2 ② G5-3		C FF 92 B CH 82 C CU 78 B CU 77 B FF 92 X CH 81 3-2 HR		B FF 93 B FC 91 C FF 95 F FC 91 S FF 95 2-3 ① K		S CU 85 X CU 85 0-1 FC6 1-2 2-3 3-H	5	1	2	3	0	1	3
41 Carlos Santana, S (1, 3) OBP: 0.420, SLG: 0.571 23 Michael Brantley, L (8, 7) OBP: 0.354, SLG: 0.369	C FF 92 B CH 83 X FF 92 1-1 ③ FC6-4 1-2f		B FF 92 X CH 83 1-0 ③ G6-3		X FF 92 0-0 ③ G5-3		C FC 90 C CU 79 B FF 95 T FF 95 1-2 ② K			4 0	0 0	0 0	0 0	0 0	1 0	3 0
4 Mike Aviles, R (1, 7) (8, 5) OBP: 0.307, SLG: 0.456		C FF 89 B CH 82 B CH 82 X SI 91 2-1 ① G6-3		B CU 72 X FF 88 1-0 10 FC3-6 1B		F SI 87 B CH 80 B CH 81 X FF 89 2-1 11 SH5-4 24 FC6 2B	B FC 91 F FF 94 X FC 91 1-1 ③ L8			4	1	2	0	0	0	0
10 Yan Gomes, R (1, 2) OBP: 0.280, SLG: 0.521		C FF 90 B CH 82 X SI 91 1-1 ② G6-3		B SI 86 X SI 87 1-0 ① FC3-6 24 1B 1-2f		D SI 88 F CH 80 B FF 89 X CH 80 2-1 24 FC6 11 SH5-4 22 1B 1B		B FC 92 C FC 90 X FC 90 1-1 ① F9		4	1	1	0	0	0	1
11 Drew Stubbs, R (1, 9) OBP: 0.311, SLG: 0.390		C FF 92 C CU 76 B CH 84 F FF 93 B CH 81 F FF 92 B FF 93 B FF 92 4-2 24 1B BB		F FF 88 B CH 80 S SI 89 B SI 90 F SI 89 S CH 82 2-3 ② K		X SI 87 0-0 ① SH5-4 1-2 2-3		B FC 93 C FC 89 B CU 78 F FC 90 S FF 95 2-3 ② K		2	0	0	0	1	2	1
Inning Stats	R: 1 E: 0 K: 0 S: 14 H: 2 LOB: 2 BB: 1 P: 25	R: 0 E: 0 K: 0 S: 14 H: 1 LOB: 2 BB: 1 P: 23	R: 0 E: 0 K: 0 S: 11 H: 1 LOB: 1 BB: 0 P: 18	R: 0 E: 0 K: 2 S: 13 H: 2 LOB: 2 BB: 0 P: 20	R: 1 E: 0 K: 0 S: 8 H: 2 LOB: 0 BB: 0 P: 14	R: 2 E: 0 K: 1 S: 19 H: 3 LOB: 2 BB: 0 P: 30	R: 0 E: 0 K: 2 S: 8 H: 0 LOB: 0 BB: 0 P: 12	R: 0 E: 0 K: 2 S: 9 H: 0 LOB: 0 BB: 0 P: 12	R: 1 E: 0 K: 0 S: 9 H: 2 LOB: 3 BB: 1 P: 15	1B: 9 2B: 4 3B: 0 HR: 1	SF: 0 SAC: 1 DP: 1 HBP: 0			WP: 0 PB: 0 SB: 3 CS: 0	PA: 41		

PITCHER		IP	WLS	BF	H	R	ER	SO	BB	IBB	HBP	BLK	WP	HR	S	P	ERA	WHIP
23 Joe Saunders, L ERA: 5.64	(1, 1)	5.1		29	11	4	4	2	2	0	0	0	0	1	73	120	6.75	2.438
40 Danny Farquhar, R ERA:	(6, 1)	2.2		8	0	0	0	5	0	0	0	0	0	0	23	34	0.00	0.000
59 Oliver Pérez, L ERA: 1.62	(9, 1)	0.0	L	3	2	1	1	0	0	1	0	0	0	0	7	13	∞	∞
31 Yoervis Medina, R ERA: 3.27	(9, 1)	0.0		1	0	0	0	0	0	0	0	0	0	0	2	2	∞	∞

PITCHER	IP	WLS	BF	H	R	ER	SO	BB	IBB	HBP	BLK	WP	HR	S	P	ERA	WHIP

BOTTOM

Seattle Mariners @ Cleveland Indians

Progressive Field, Cleveland, OH

Sat May 18 2013, 1:07 PM - 4:01 PM EDT

Att. 17,574 - Partly Cloudy - 62 F

livebaseballscorecards.com

AB	37
R	5
H	13
RBI	5
BB	3
SO	7
LOB	18

Batter	1	2	3	4	5	6	7	8	9	AB	R	H	RBI	BB	SO	LOB
55 Michael Saunders, L (1, 8) OBP: 0.321, SLG: 0.441	C FF 92 B FF 95 F SL 82 S FF 96 1-3 ① K		B SI 88 F FF 93 B SL 84 X FF 94 2-1 1-3 1B		B SI 90 C SI 90 C SL 85 F FF 95 S SL 84 1-3 ② K			B SI 88 B SI 88 C SI 90 S CU 73 S SI 88 2-3 ① K		4	0	1	0	0	3	2
13 Dustin Ackley, L (1, 4) OBP: 0.285, SLG: 0.279	B SI 90 X FF 93 1-0 ② G4-3		C SL 81 B FF 95 C FF 94 B FF 96 S SL 83 2-3 ③ K		C SL 82 X FF 95 0-1 ③ G3			B SI 89 C SI 90 S CU 74 B CU 73 B CU 74 B SI 90 4-2 BB		3	0	0	0	1	1	4
15 Kyle Seager, L (1, 5) OBP: 0.344, SLG: 0.451	C SI 90 C SL 85 B FF 95 X FF 96 1-2 ③ F8			C SL 78 X SI 92 0-1 ① G5-3		C SL 81 C SL 83 X FF 95 0-2 1B		S SI 88 B SI 89 X CU 73 1-1 ② F8		4	0	1	0	0	0	1
8 Kendrys Morales, S (1, 10) OBP: 0.349, SLG: 0.416		B SI 88 C SL 80 C SI 94 X FF 96 1-2 ① L9		B SI 92 B FF 97 B SL 81 C FF 93 B SI 91 4-1 BB		C SI 89 C FF 95 B FF 93 B SI 90 S SL 85 2-3 ① K		B SL 81 X FF 91 1-0 ③ F8		3	0	0	0	1	1	2
38 Michael Morse, R (1, 9) OBP: 0.314, SLG: 0.483		B SI 92 B SI 91 C FF 94 X FF 94 2-1 ② F8		C SI 90 B SI 92 F SI 90 X SI 92 1-2 ② F8		C SL 82 B SI 90 S SL 84 S SL 84 1-3 ② K			F SI 88 F SI 88 B SL 82 B FF 90 F SL 83 B SI 90 B SI 90 4-2 63 1B BB	3	0	0	0	1	1	2
28 Raul Ibanez, L (1, 7) OBP: 0.265, SLG: 0.538		B SI 91 B SI 91 C SI 90 B FF 94 X SI 88 3-1 ③ F8		C SI 92 B FF 95 F SI 91 B FF 96 F FF 94 B FF 94 X SL 83 3-2 ③ F9		B FF 93 C SI 89 F FF 94 X FF 94 1-2 ③ L7			B SI 90 X SI 89 1-0 ① F7	4	0	0	0	0	0	3
17 Justin Smoak, S (1, 3) OBP: 0.371, SLG: 0.351			C SI 90 B SL 82 S SL 83 S FF 97 1-3 ① K		C SL 82 X FF 95 0-1 63 BB 1B		C SI 90 B SL 83 B SI 90 B SI 87 F FF 90 S SI 87 3-3 ① K		F SL 83 X SL 83 0-1 ② P6	4	0	1	0	0	2	1
63 Jesus Montero, R (1, 2) OBP: 0.266, SLG: 0.330			S SI 91 S SI 94 B FF 97 S SL 85 1-3 ② K		B SI 89 B SI 91 B FF 91 B FF 90 4-0 1-2 BB		C SI 90 S SI 92 C SL 85 0-3 ② K		S SI 90 B SI 90 X SI 89 1-1 1-3 1B	3	0	1	0	1	2	0
26 Brendan Ryan, R (1, 6) OBP: 0.237, SLG: 0.212			H SI 89 1-0 55 1B HBP		C SL 81 S SI 92 S SI 91 0-3 ① K		S FF 92 F SI 92 F FF 96 B SL 87 B SI 91 C SL 85 2-3 ③ K		S SL 82 S SL 83 B SL 83 S FF 91 1-3 ③ K	3	0	0	0	0	3	4
Inning Stats	R: 0 E: 0 K: 1 S: 7 H: 0 LOB: 0 BB: 0 P: 10	R: 0 E: 0 K: 0 S: 7 H: 0 LOB: 0 BB: 0 P: 13	R: 0 E: 0 K: 3 S: 11 H: 1 LOB: 2 BB: 0 P: 18	R: 0 E: 0 K: 0 S: 10 H: 0 LOB: 1 BB: 1 P: 18	R: 0 E: 0 K: 2 S: 11 H: 1 LOB: 2 BB: 1 P: 16	R: 0 E: 0 K: 2 S: 12 H: 1 LOB: 1 BB: 0 P: 16	R: 0 E: 0 K: 3 S: 10 H: 0 LOB: 0 BB: 0 P: 15	R: 0 E: 0 K: 1 S: 8 H: 0 LOB: 1 BB: 1 P: 16	R: 0 E: 0 K: 1 S: 11 H: 1 LOB: 2 BB: 1 P: 18	1B: 4 2B: 0 3B: 0 HR: 0	SF: 0 SAC: 0 DP: 0 HBP: 1						

PITCHER		IP	WLS	BF	H	R	ER	SO	BB	IBB	HBP	BLK	WP	HR	S	P	ERA	WHIP
63 Justin Masterson, R ERA: 2.83	(1, 1)	7.0	W	27	3	0	0	11	2	0	1	0	0	0	68	106	0.00	0.714
53 Rich Hill, L ERA: 3.09	(8, 1)	0.2		3	0	0	0	1	1	0	0	0	0	0	7	14	0.00	1.500
38 Joe Smith, R ERA: 0.6	(8, 1)	1.1		6	1	0	0	1	1	0	0	0	0	0	12	20	0.00	1.500

PITCHER	IP	WLS	BF	H	R	ER	SO	BB	IBB	HBP	BLK	WP	HR	S	P	ERA	WHIP

TOP

Seattle Mariners @ Cleveland Indians

Progressive Field, Cleveland, OH

Sun May 19 2013, 1:07 PM - 3:44 PM EDT

Att. 19,744 - Cloudy - 81 F

livebaseballscorecards.com

AB	31
R	0
H	4
RBI	0
BB	4
SO	13
LOB	19

SEATTLE MARINERS™

BOTTOM

Seattle Mariners @ Cleveland Indians

Progressive Field, Cleveland, OH

Sun May 19 2013, 1:07 PM - 3:44 PM EDT

Att. 19,744 - Cloudy - 81 F

livebaseballscorecards.com

Batter	1	2	3	4	5	6	7	8	9	AB	R	H	RBI	BB	SO	LOB
24 Michael Bourn, L (1, 8) OBP: 0.369, SLG: 0.487	F FF 90 B FF 91 B CU 80 S SI 88 B SI 89 X FF 93 3-2 23 1B 2B	B FF 92 B FF 91 C FF 92 C FF 92 B FF 93 X FF 93 3-2 22 1B 23 HR 1B		B FF 90 C FF 92 C CU 81 B FF 92 S SI 88 2-3 K ②		B SL 80 F FF 93 C SL 80 X SL 79 1-2 G4-3 ②				4	2	2	0	0	1	0
22 Jason Kipnis, L (1, 4) OBP: 0.321, SLG: 0.500	B FF 92 C FF 92 S CU 82 S SI 90 1-3 K ① D FF 93 B FF 93 S SI 89 S SL 83 B FF 94 F SI 90 X FF 93 3-2 1-3 23 HR 1B			C CU 81 B FF 92 B SL 84 X FF 92 2-1 2B		B FF 93 S SL 81 X SL 81 1-1 F8 ③				4	1	2	0	0	1	1
23 Michael Brantley, L (1, 7) OBP: 0.357, SLG: 0.392	C SL 82 F FF 93 B FF 94 X SI 90 1-2 33 E 2-H 1B	F FF 93 X FF 93 0-1 1-H 3-H HR		C FF 93 S SI 89 D SL 82 X SI 89 1-2 G3 ③			C SI 92 B CU 77 C SL 80 C SL 80 1-3 K ①			4	2	2	4	0	1	1
33 Nick Swisher, S (1, 3) OBP: 0.375, SLG: 0.486	C FF 93 B FF 94 D SL 83 B SI 90 S FF 93 X SI 89 3-2 E3 41 G3 25 BB 2-H	C FF 92 S SI 88 C FF 92 0-3 K ③			B CU 77 X CU 80 1-0 41 WP 2B		C SI 81 F FF 92 X SL 81 0-2 F9 ②			4	0	1	0	0	1	0
25 Jason Giambi, L (1, 10) OBP: 0.293, SLG: 0.375	B FF 93 F SI 89 B FF 92 B FF 92 F FF 93 F FC 93 F SI 89 B FF 92 4-2 41 G3 1-2 BB		B CU 78 X FF 89 1-0 G3 ①		B SI 90 C FF 90 S SI 88 B FF 92 B SI 88 B FF 92 4-2 41 WP BB		C SL 81 F CU 78 C SL 80 0-3 K ③			2	0	0	0	2	1	0
41 Carlos Santana, S (1, 2) OBP: 0.409, SLG: 0.554	C FF 93 X SI 88 0-1 G3 ② 1-2 2-3		X FF 89 0-0 G4-3 ②		C SI 87 B SI 89 B SI 89 D SL 83 F FF 92 S SI 89 3-3 K ① 1-2 2-3			C SL 86 X SI 93 0-1 G6-3 ①		4	0	0	0	0	1	4
12 Mark Reynolds, R (1, 5) OBP: 0.345, SLG: 0.563	C SL 85 B SL 86 C FF 92 D SI 90 S SI 90 2-3 K ③		F FF 92 S CU 81 F SI 90 C FF 92 0-3 K ③		F SL 86 B FC 92 F SL 82 B SI 89 F SI 90 S SI 89 3-3 K ②			B SI 92 F FF 92 B CU 77 X FF 93 2-1 F9 ②		4	0	0	0	0	3	4
4 Mike Aviles, R (1, 6) OBP: 0.316, SLG: 0.472		C FF 90 B SL 84 F SL 83 X FF 92 1-2 G6-3 ①		C SL 82 X FF 90 0-1 11 G2-3 2B	C FF 94 S SI 90 S SI 90 0-3 K ③			C SL 87 F CU 78 X FF 94 0-2 1B		4	1	2	0	0	1	2
11 Drew Stubbs, R (1, 9) OBP: 0.303, SLG: 0.379		X FF 92 0-0 G6-3 ②		B CU 82 C SI 90 X CU 82 1-1 G2-3 ① 2-H		C FF 93 S SL 81 B FF 91 C SL 81 1-3 K ①		F SI 93 C SL 84 S CU 76 0-3 K ③		4	0	0	1	0	2	1
Inning Stats	R: 2 E: 1 K: 2 S: 21 H: 2 LOB: 2 BB: 1 P: 35	R: 3 E: 0 K: 1 S: 16 H: 3 LOB: 0 BB: 0 P: 23	R: 0 E: 0 K: 1 S: 6 H: 0 LOB: 0 BB: 0 P: 7	R: 1 E: 0 K: 1 S: 12 H: 2 LOB: 1 BB: 0 P: 18	R: 0 E: 0 K: 3 S: 13 H: 1 LOB: 2 BB: 1 P: 24	R: 0 E: 0 K: 1 S: 8 H: 0 LOB: 0 BB: 0 P: 11	R: 0 E: 0 K: 2 S: 9 H: 0 LOB: 0 BB: 0 P: 10	R: 0 E: 0 K: 1 S: 10 H: 1 LOB: 1 BB: 0 P: 12		1B: 4 2B: 4 3B: 0 HR: 1	SF: 0 SAC: 0 DP: 0 HBP: 0		WP: 1 PB: 0 SB: 0 CS: 0	PA: 36	

	AB	34
	R	6
	H	9
	RBI	5
	BB	2
	SO	12
	LOB	13

PITCHER		IP	WLS	BF	H	R	ER	SO	BB	IBB	HBP	BLK	WP	HR	S	P	ERA	WHIP
34 Félix Hernández, R ERA: 2.07	(1, 1)	5.0	L	26	8	6	5	8	2	0	0	0	1	1	68	107	9.00	2.000
41 Charlie Furbush, L ERA: 4.11	(6, 1)	2.0		6	0	0	0	3	0	0	0	0	0	0	17	21	0.00	0.000
44 Lucas Luetge, L ERA: 9.0	(8, 1)	1.0		4	1	0	0	1	0	0	0	0	0	0	10	12	0.00	1.000

PITCHER	IP	WLS	BF	H	R	ER	SO	BB	IBB	HBP	BLK	WP	HR	S	P	ERA	WHIP

Batter	1	2	3	4	5	6	7	8	9	10	AB	R	H	RBI	BB	SO	LOB
55 Michael Saunders, L (1, 8) OBP: 0.306, SLG: 0.418	C SI 89 B SI 88 X SI 90 1-1 G6-3 ①	C SI 90 S SL 83 1 SAFE 1 SAFE X SI 94 0-2 L4 ③		F SI 94 B SI 94 S CU 82 X SI 94 1-2 FC3-2 12 CS ② 3-H			X FC 92 0-0 B2 ①	F FF 92 C SL 85 S SL 83 0-3 K ②		5	0	0	0	0	1	4
12 Jason Bay, R (1, 7) OBP: 0.350, SLG: 0.425	B SI 89 C SI 89 B SI 90 B SI 90 B SI 89 4-1 15 G6-3 15 S 8 2B BB		C SI 90 B SI 92 F CH 80 F SI 92 B SL 83 X SL 80 2-2 15 2B 8 1B 1B	1 SAFE B SI 94 C SI 94 1-1 CS ③ 1-2	C SL 86 X SI 94 0-1 G6-3 ①		D FC 92 C FC 93 S SL 81 S FC 95 1-3 K ②③ 1-2		S FF 92 C SL 83 B SL 84 B SL 82 B FF 94 B FF 94 4-2 1-2 BB		3	2	1	0	2	1	1
15 Kyle Seager, L (1, 5) OBP: 0.346, SLG: 0.473	C SI 90 B SI 91 S SL 81 X SI 92 1-2 G6-3 ② 1-3		1 SAFE B SI 92 B SI 92 X SI 91 2-0 8 1B 38 G4-6-3 2B 1-3	L SI 94 C CH 84 B SL 88 S CU 81 1-3 K ②				B FF 92 C SI 91 B FF 91 F FF 92 F SL 80 X FF 92 2-2 HR	F FF 94 C SL 83 B SL 84 F SL 82 X FF 93 1-2 F7 ③		5	2	2	1	0	1	3
8 Kendrys Morales, S (1, 10) OBP: 0.356, SLG: 0.434	B CH 79 B SI 92 X SI 91 2-0 38 1B 2B 3-H		X SL 81 0-0 38 G4-6-3 1B 2-3 3-H	B SI 92 C SI 94 B CH 86 S CU 82 X SI 95 2-2 2B				B SI 92 F SI 92 C SL 79 F SL 79 X SL 80 1-2 G4-3 ①		F FF 89 F SL 81 S FF 91 0-3 K ①	5	1	3	2	0	1	0
38 Michael Morse, R (1, 9) OBP: 0.313, SLG: 0.477 63 Jesus Montero, R (9, 2) OBP: 0.264, SLG: 0.327	S SI 92 X SI 92 0-1 2-H 1B		B SI 94 C SL 83 D SI 94 F SL 84 X SI 94 2-2 G4-6-3 ①② 1-2f 3-H	B CU 82 C SI 95 D SL 89 C SI 95 S CU 84 2-3 K2-3 ③				B FF 91 F FF 90 S SL 79 B SL 80 X SL 79 2-2 F8 ②		S SL 81 S SL 82 X SL 83 0-2 G6-3 ②	4 1	0 0	1 0	1 0	0 0	1 0	2 0
17 Justin Smoak, S (1, 3) OBP: 0.366, SLG: 0.367	1 SAFE C SI 92 C CH 79 S SL 84 0-3 K ③		B SI 94 X SI 94 1-0 G6-3 ③			B FC 92 B CH 82 B FC 93 C FC 93 F FC 92 X FC 94 3-2 F7 ①		B SI 91 B FF 90 F FF 90 B SL 77 S FF 90 X FF 90 3-2 P6 ③		B FF 91 C SL 82 X FF 92 1-1 HR	5	1	1	1	0	1	1
7 Kelly Shoppach, R (1, 2) OBP: 0.356, SLG: 0.419 9 Endy Chavez, L (9, PH) OBP: 0.295, SLG: 0.368 (9, 9)		C SI 90 F SI 90 B SI 93 B SL 82 B CH 80 S CH 80 3-3 K ①	C SI 90 B SI 93 B SI 92 B CH 81 B SI 93 4-1 3 2B 26 G6-3 BB			C SL 81 S FC 94 S FC 94 0-3 K ②			C FF 94 X SI 93 0-1 HR	F SI 89 F FF 90 X SL 83 0-2 G4-3 ③	2 2	1 1	0 1	0 1	1 0	2 0	0 0
3 Robert Andino, R (1, 4) OBP: 0.250, SLG: 0.243		C SI 91 C CH 79 F SI 91 X SL 82 0-2 1B	C CH 81 B SI 93 F SI 91 B SI 93 B CH 80 X SI 93 3-2 26 G6-3 55 FC3-2 1-3 2B			B SL 81 C FC 93 B SL 83 S FC 94 F FC 94 S SL 82 2-3 K ③			B FF 94 S FF 93 C SL 83 B SL 82 B FF 93 C FF 93 3-3 K ①		4	0	2	0	0	2	0
26 Brendan Ryan, R (1, 6) OBP: 0.246, SLG: 0.215		B SI 89 1 SAFE X SI 90 1-0 F9 ②	C CU 81 X SI 94 0-1 G6-3 ① 2-3 3-H				L SL 80 X FC 93 0-1 12 CS 1B		B SL 82 S FF 93 B FF 93 B FF 93 C FF 93 B FF 94 4-2 12 S BB		3	0	1	1	1	0	2
Inning Stats	R: 2 E: 0 K: 1 S: 12 H: 2 LOB: 1 BB: 1 P: 20	R: 0 E: 0 K: 1 S: 11 H: 1 LOB: 1 BB: 0 P: 15	R: 2 E: 0 K: 0 S: 10 H: 3 LOB: 0 BB: 0 P: 17	R: 1 E: 0 K: 0 S: 10 H: 1 LOB: 0 BB: 1 P: 19	R: 0 E: 0 K: 2 S: 11 H: 1 LOB: 1 BB: 0 P: 16	R: 0 E: 0 K: 2 S: 10 H: 0 LOB: 0 BB: 0 P: 15	R: 0 E: 0 K: 1 S: 6 H: 1 LOB: 0 BB: 0 P: 7	R: 1 E: 0 K: 0 S: 14 H: 1 LOB: 0 BB: 0 P: 22	R: 1 E: 0 K: 2 S: 16 H: 1 LOB: 2 BB: 2 P: 28	R: 1 E: 0 K: 1 S: 11 H: 1 LOB: 0 BB: 0 P: 12	1B: 5 2B: 4 3B: 0 HR: 3 SF: 0 SAC: 0 DP: 1 HBP: 0						

PITCHER		IP	WLS	BF	H	R	ER	SO	BB	IBB	HBP	BLK	WP	HR	S	P	ERA	WHIP
26 Scott Kazmir, L ERA: 6.35	(1, 1)	3.0		17	7	5	5	2	2	0	0	0	0	0	37	63	15.00	3.000
32 Matt Albers, R ERA: 3.77	(4, 1)	2.0		6	1	0	0	2	0	0	0	0	0	0	17	24	0.00	0.500
27 Bryan Shaw, R ERA: 1.69	(6, 1)	2.0		6	1	0	0	3	0	0	0	0	0	0	16	22	0.00	0.500
52 Vinnie Pestano, R ERA: 2.7	(8, 1)	1.0	B	4	1	1	1	0	0	0	0	0	0	1	14	22	9.00	1.000
54 Chris Perez, R ERA: 2.25	(9, 1)	1.0		6	1	1	1	2	2	0	0	0	0	1	16	28	9.00	3.000

PITCHER		IP	WLS	BF	H	R	ER	SO	BB	IBB	HBP	BLK	WP	HR	S	P	ERA	WHIP
38 Joe Smith, R ERA: 1.13	(10, 1)	1.0	W	4	1	1	1	1	0	0	0	0	0	1	11	12	9.00	1.000

TOP

Seattle Mariners @ Cleveland Indians

Progressive Field, Cleveland, OH

Mon May 20 2013, 12:08 PM - 3:56 PM EDT

Att. 19,390 - Partly Cloudy - 81 F

livebaseballscorecards.com

AB	39
R	8
H	12
RBI	7
BB	4
SO	10
LOB	13

Batter	1	2	3	4	5	6	7	8	9	10	AB	R	H	RBI	BB	SO	LOB
24 Michael Bourn, L (1, 8) OBP: 0.360, SLG: 0.463	C FF 88 B FF 90 B SL 80 F FF 89 F FS 86 X FF 90 2-2 ① G4-3	X CU 72 0-0 E1 22 1B		B FS 82 X FF 87 1-0 ①② G6-4-3 1-2f			B FF 95 B FF 96 B FF 96 B FF 97 4-0 22 G3 22 PB 13 FC1 BB		B FF 97 C FF 96 F CH 91 X CU 80 1-2 ① L8		4	1	0	0	1	0	1
22 Jason Kipnis, L (1, 4) OBP: 0.329, SLG: 0.500	B FF 89 C FF 90 C FF 90 X FS 87 1-2 ② G4-3	S SL 82 X FS 86 0-1 1-3 1B		C FS 83 C CU 73 B FS 86 B FS 87 B SL 80 F FF 89 B FF 91 4-2 13 S BB			1 SAFE B SI 95 B FF 94 F FF 95 C CU 85 X CU 86 2-2 ① G3 1-3		B FF 99 B FF 98 C FF 97 B FF 98 X FF 97 3-1 33 1B 41 E 1B		4	1	2	0	1	0	1
13 Asdrúbal Cabrera, S (1, 6) OBP: 0.296, SLG: 0.417	F FF 90 B CU 71 L FS 86 S FF 91 1-3 ③ K	S FS 85 F FS 84 F FF 90 S FS 86 0-3 ③ K		F FF 89 1 SAFE D FS 84 1 SAFE B FS 84 X SI 89 2-1 ③ L1 1-2			D CU 86 F FF 96 B FF 96 D CU 87 X FF 96 3-1 FC1 41 F8 33 BB 3-H		B SI 96 F FF 97 F FF 97 F SI 97 1 SAFE F FF 99 S CU 80 1-3 ② K		5	0	0	1	0	3	4
33 Nick Swisher, S (1, 3) OBP: 0.382, SLG: 0.493 4 Mike Aviles, R (9, PR) OBP: 0.316, SLG: 0.472 (10, 5)		F FF 87 S FS 85 B FS 86 B CU 73 C FF 91 2-3 ① K	C FS 85 X SI 89 0-1 41 F8 23 1B 2B	C CU 71 B FS 82 B CU 72 F FF 89 S SI 89 2-3 ① K			B CU 85 B FF 95 B FF 95 B FF 94 4-0 41 F8 1-2 BB		1 SAFE X FF 98 0-0 41 E 1-3 1B		4 0	1 0	2 0	0 0	1 0	2 0	0 0
41 Carlos Santana, S (1, 10) OBP: 0.403, SLG: 0.548		B FF 90 B FF 90 X FF 90 2-0 9 HR 2B	C FF 89 S FS 86 D FS 86 X FF 91 1-2 ① F8 2-3	C CU 72 B FF 91 F FS 84 F SI 89 B FF 90 S FS 85 2-3 ② K			B FF 95 B CU 86 C FF 95 X FF 94 2-1 ② F8 1-2 2-3 3-H		C CU 79 X FF 97 0-1 1-2 E1 1-2 3-H		5	1	1	0	0	1	4
12 Mark Reynolds, R (1, 5) OBP: 0.341, SLG: 0.548 (10, 3)		X SL 79 0-0 ② F7	B FF 90 B FS 85 B FF 89 S FF 91 S FF 92 D FS 86 4-2 23 1B BB	B FF 91 X SI 89 1-0 ③ F8			S CU 86 X FF 96 0-1 ③ L7		S FF 98 S CU 79 F CU 80 S FF 99 0-3 ③ K		4	0	0	0	1	1	5
23 Michael Brantley, L (1, 7) OBP: 0.364, SLG: 0.395		B FS 86 B FF 89 B CU 71 B FF 91 4-0 9 HR BB	F FF 90 B FS 86 B FF 90 F FF 90 F FF 90 X FS 85 2-2 9 G5-4-3 1-2 3-H 1B		X FS 87 0-0 ① G3			B SI 93 C SL 81 B SL 81 S FF 94 C SL 82 2-3 ① K		B SL 80 B FF 91 B FF 92 C FF 92 C FF 92 X FF 92 3-2 11 SH 10 HR 1B		4	2	2	1	1	1	0
9 Ryan Raburn, R (1, 9) OBP: 0.358, SLG: 0.540 11 Drew Stubbs, R (8, 9) OBP: 0.301, SLG: 0.376		C SL 81 C FF 90 B FF 87 F SL 79 X FF 88 1-2 1-H 2-H HR	X FF 87 0-0 ②③ G5-4-3 1-2f				B SL 78 C SI 89 S CU 72 B FF 90 F FF 90 B SL 80 X FF 90 3-2 ② G6-3		B SL 83 C SL 82 B FF 96 X FF 96 2-1 ② P4		1 SAFE X SI 92 0-0 SH 10 HR 1-2		3 1	1 1	1 0	3 0	0 0	0 0	2 0
10 Yan Gomes, R (1, 2) OBP: 0.309, SLG: 0.642		F FF 90 F SL 78 X FF 91 0-2 HR		X SL 78 0-0 24 G6-4-3 1B			B CU 72 C FS 86 B FF 90 C FF 89 S FF 87 2-3 ③ K		C SL 85 F FF 97 S SL 82 0-3 ③ K		B FF 91 M FF 92 B SL 81 B FF 91 C FF 92 X FF 93 3-2 1-H 2-H HR		5	2	3	4	0	2	0
Inning Stats	R: 0 E: 0 K: 1 S: 10 H: 0 LOB: 0 BB: 0 P: 14	R: 4 E: 1 K: 2 S: 19 H: 4 LOB: 2 BB: 1 P: 28	R: 1 E: 0 K: 0 S: 12 H: 2 LOB: 1 BB: 1 P: 19	R: 0 E: 0 K: 0 S: 7 H: 1 LOB: 1 BB: 1 P: 14	R: 0 E: 0 K: 2 S: 8 H: 0 LOB: 0 BB: 0 P: 13	R: 0 E: 0 K: 1 S: 8 H: 0 LOB: 0 BB: 0 P: 13	R: 1 E: 0 K: 0 S: 9 H: 0 LOB: 2 BB: 2 P: 24	R: 0 E: 0 K: 2 S: 8 H: 0 LOB: 0 BB: 0 P: 12	R: 1 E: 1 K: 2 S: 17 H: 2 LOB: 2 BB: 0 P: 22	R: 3 E: 1 K: 0 S: 7 H: 2 LOB: 0 BB: 0 P: 13	1B: 6 2B: 2 3B: 0 HR: 3 SF: 0 SAC: 1 DP: 2 HBP: 0	WP: 0 PB: 1 SB: 1 CS: 0 PA: 45					

PITCHER	IP	WLS	BF	H	R	ER	SO	BB	IBB	HBP	BLK	WP	HR	S	P	ERA	WHIP
18 Hisashi Iwakuma, R (1, 1) ERA: 2.37	6.0		27	7	5	5	6	3	0	0	0	0	2	64	101	7.50	1.667
31 Yoervis Medina, R (7, 1) ERA: 3.75	1.0		6	0	1	1	0	2	0	0	0	0	0	9	24	9.00	2.000
59 Oliver Pérez, L (8, 1) ERA: 1.59	0.1		1	0	0	0	1	0	0	0	0	0	0	3	5	0.00	0.000
58 Carter Capps, R (8, 1) ERA: 3.91	0.2		2	0	0	0	1	0	0	0	0	0	0	5	7	0.00	0.000
54 Tom Wilhelmsen, R (9, 1) ERA: 0.47	1.0	B	6	2	1	0	2	0	0	0	0	0	0	17	22	0.00	2.000

PITCHER	IP	WLS	BF	H	R	ER	SO	BB	IBB	HBP	BLK	WP	HR	S	P	ERA	WHIP
41 Charlie Furbush, L (10, 1) ERA: 5.28	0.0	L	3	2	3	2	0	0	0	0	0	0	1	7	13	∞	∞

BOTTOM

Seattle Mariners @ Cleveland Indians

Progressive Field, Cleveland, OH

Mon May 20 2013, 12:08 PM - 3:56 PM EDT

Att. 19,390 - Partly Cloudy - 81 F

livebaseballscorecards.com

AB	39
R	10
H	11
RBI	9
BB	5
SO	10
LOB	17

Detroit Tigers @ Cleveland Indians

Progressive Field, Cleveland, OH

Tue May 21 2013, 7:08 PM - 10:15 PM EDT

Att. 17,374 - Overcast - 86 F

TOP

livebaseballscorecards.com

Batter	1	2	3	4	5	6	7	8	9	AB	R	H	RBI	BB	SO	LOB
12 Andy Dirks, L (1, 8) (6, 7) OBP: 0.321, SLG: 0.415	C SI 92 S CU 83 B SI 93 C SI 96 1-3 ① K		X SL 91 0-0 ③ G3			B SL 88 S SL 89 B SI 93 B CH 86 X SI 94 3-1 HR	1 SAFE C FF 95 B FF 96 S FF 96 B FF 96 1 SAFE X FF 96 2-2 ② L8		F FF 91 1 SAFE S FF 93 1 SAFE X FF 90 0-2 28 1B 48 G3 1-2 3-H 1B	5	1	2	2	0	1	1
48 Torii Hunter, R (1, 9) OBP: 0.351, SLG: 0.411	C SL 92 X CH 87 0-1 ② F8			C SL 91 B SI 93 B SI 94 S SL 92 X SI 96 2-2 ① G5-3		F SL 91 S CH 86 X SI 94 0-2 24 HR 2B	D KC 85 B FF 96 1 SAFE B FF 96 C FF 96 B FF 96 4-1 1-2 BB		C SI 93 X SI 94 0-1 ② G3 1-2 2-3	4	1	1	0	1	0	2
24 Miguel Cabrera, R (1, 5) OBP: 0.455, SLG: 0.667	F CH 87 F SI 95 B SL 86 F SI 96 F FF 96 F SI 96 B SL 92 F CH 88 B SI 96 3-2 ③ G5-3 X CH 88			C SI 95 F FF 94 B FF 95 B CH 88 B SI 96 X SL 92 3-2 ② F8		F SI 93 X SL 91 0-1 2-H HR	S FF 97 B FF 96 F FF 97 D KC 86 S FF 96 2-3 ③ K		I IN 74 I IN 76 I IN 74 I IN 73 4-0 28 1B IBB	4	1	1	2	1	1	2
28 Prince Fielder, L (1, 3) OBP: 0.401, SLG: 0.513		C CH 84 B SL 90 B SI 94 F CH 86 S SI 95 2-3 ① K		B CH 87 F SL 92 F CH 86 B SI 95 C SI 96 2-3 ③ K		B SI 96 B CH 87 B CH 87 C SI 94 C SL 92 C SI 94 3-3 ① K		C KC 84 C KC 84 F FF 95 S FF 96 0-3 ① K	S CU 83 D CH 84 X CU 83 1-1 1-2 2-3 3-H 1B	5	0	1	1	0	4	0
41 Victor Martinez, S (1, 10) OBP: 0.278, SLG: 0.307		X SI 94 0-0 1B			C SL 88 X CH 85 0-1 27 1B 1B	B SL 92 C CH 87 B CU 84 F SI 94 F CU 83 F SI 93 F CH 86 X SI 96 2-2 1B		B FF 96 C KC 84 F FF 95 S KC 86 1-3 ② K	B SI 96 S SI 95 B SI 95 B CU 84 F SI 95 F CU 82 F FF 96 C SI 96 3-3 ③ K	5	0	3	0	0	2	3
27 Jhonny Peralta, R (1, 6) OBP: 0.378, SLG: 0.461		B SI 93 C SL 90 C SI 95 X CH 84 1-2 ② F8			X SI 92 0-0 1-2 1B	C SL 90 F SI 94 B SI 94 S CU 84 1-3 ② K		C KC 85 S KC 85 B FF 96 S KC 85 1-3 ③ K		4	0	1	0	0	2	2
18 Matt Tuiasosopo, R (1, 7) OBP: 0.463, SLG: 0.523 32 Don Kelly, L (6, 8) OBP: 0.270, SLG: 0.316		C SL 92 X CU 83 0-1 ③ F8			C SL 90 B SI 93 B CU 82 F SL 90 F SL 90 B CH 85 F SL 92 S CU 85 3-3 ① K	C SI 92 F SL 90 F SI 94 S CU 85 0-3 ③ K			C FF 93 B FF 90 F CH 84 F FF 93 F SL 81 B SL 81 F FF 94 B FF 89 C FF 93 3-3 ① K	3	0	0	0	0	2	4
										1	0	0	0	0	1	0
13 Alex Avila, L (1, 2) OBP: 0.256, SLG: 0.296			C SL 90 S SI 94 B FF 93 C SI 95 1-3 ① K		X SL 90 0-0 ② F7		F SL 91 F SI 93 B SL 91 B SI 93 B SI 94 F SL 92 F SI 94 X CU 84 3-2 ① G4-3		C FF 90 B SL 82 B FF 94 B CH 85 B FF 91 4-1 4 1B 12 1B BB	3	1	0	0	1	1	2
4 Omar Infante, R (1, 4) OBP: 0.348, SLG: 0.446			C SI 95 B SI 94 X SI 94 1-1 ② G4-3		B CU 82 C SI 94 B SI 94 B SI 95 X SL 92 3-1 ③ F8		C SI 92 X SI 92 0-1 48 BB 1B		B FF 92 C FF 93 1 SAFE S CH 84 X FF 93 1-2 48 G3 12 1B 28 1B 1-3 1B	4	1	2	0	0	0	2
Inning Stats	R: 0 E: 0 K: 1 S: 12 H: 0 LOB: 0 BB: 0 P: 16	R: 0 E: 0 K: 1 S: 9 H: 1 LOB: 1 BB: 0 P: 12	R: 0 E: 0 K: 1 S: 6 H: 0 LOB: 0 BB: 0 P: 8	R: 0 E: 0 K: 1 S: 9 H: 0 LOB: 0 BB: 0 P: 16	R: 0 E: 0 K: 1 S: 11 H: 2 LOB: 2 BB: 0 P: 17	R: 3 E: 0 K: 3 S: 23 H: 4 LOB: 1 BB: 0 P: 32	R: 0 E: 0 K: 1 S: 14 H: 1 LOB: 2 BB: 1 P: 25	R: 0 E: 0 K: 3 S: 10 H: 0 LOB: 0 BB: 0 P: 12	R: 2 E: 0 K: 2 S: 22 H: 3 LOB: 3 BB: 2 P: 38	1B: 8 2B: 1 3B: 0 HR: 2 SF: 0 SAC: 0 DP: 0 HBP: 0						

	AB	38
	R	5
	H	11
	RBI	5
	BB	3
	SO	14
	LOB	18

WP: 0 PA: 41
PB: 0
SB: 0
CS: 0

PITCHER		IP	WLS	BF	H	R	ER	SO	BB	IBB	HBP	BLK	WP	HR	S	P	ERA	WHIP
28 Corey Kluber, R ERA: 5.19	(1, 1)	6.1	L	27	8	3	3	8	0	0	0	0	0	2	77	111	4.26	1.263
37 Cody Allen, R ERA: 2.14	(7, 1)	1.2		6	0	0	0	4	1	0	0	0	0	0	17	27	0.00	0.600
31 David Huff, L ERA: 9.0	(9, 1)	0.1		4	2	2	2	1	1	0	0	0	0	0	13	21	54.00	9.000
32 Matt Albers, R ERA: 3.6	(9, 1)	0.2		4	1	0	0	1	0	1	0	0	0	0	9	17	0.00	1.500

PITCHER		IP	WLS	BF	H	R	ER	SO	BB	IBB	HBP	BLK	WP	HR	S	P	ERA	WHIP

BOTTOM

Batter	1	2	3	4	5	6	7	8	9	AB	R	H	RBI	BB	SO	LOB
24 Michael Bourn, L (1, 8) OBP: 0.366, SLG: 0.465	C FF 93 B CH 85 S CH 86 X FF 94 1-2 13 1B 23 SF9 1B		F FF 94 B CU 80 X SL 81 1-1 ① G4-3			C CH 84 F FF 93 B CH 86 F CH 86 X CH 88 1-2 ① G4-3			C FF 94 B FF 96 X FF 96 1-1 22 S 1B	4	1	2	0	0	0	0
22 Jason Kipnis, L (1, 4) OBP: 0.321, SLG: 0.486	B FF 94 F FF 94 1 SAFE X FF 94 1-1 ① L8		C FF 94 C FF 95 B SL 90 B FF 96 B CH 86 X CH 86 3-2 ② G4-3			C FF 93 B CH 86 B CH 86 B FF 93 C FF 95 F FF 96 C FF 96 3-3 ② K			B FF 95 C FF 93 F FF 96 X FS 83 1-2 ① P2 1-2	4	0	0	0	0	1	2
13 Asdrúbal Cabrera, S (1, 6) OBP: 0.301, SLG: 0.415	C SL 81 1 SAFE B FF 94 B FF 93 B CH 87 X FF 95 3-1 41 BB 1-3 1B		B SL 82 X FF 94 1-0 ③ F7			B CH 85 F CH 86 B CH 86 X FF 94 2-1 ③ F8			S FF 96 B FF 94 H FS 84 2-1 HBP	3	0	1	0	0	0	0
23 Michael Brantley, L (1, 7) OBP: 0.356, SLG: 0.388	B CH 87 X CH 87 1-0 ② SF9 3-H			B FF 92 X FF 93 1-0 ① L6			C FF 92 F CU 80 B CU 78 X CH 85 1-2 ① G3-1		C FF 95 B FF 94 X FF 94 1-1 ② F7	3	0	0	1	0	0	2
41 Carlos Santana, S (1, 2) OBP: 0.399, SLG: 0.536	1 SAFE B FF 94 B FF 95 F FF 95 B FF 95 B FF 95 4-1 12 FC6-4 1-2 BB			C FF 93 B SL 82 S CH 86 F FF 96 B FF 95 X FF 95 2-2 ② F7			C FF 92 B FF 93 B FF 93 C CU 80 X FF 96 2-2 ② L8		C FF 95 B FS 84 X FF 95 1-1 ③ P6	3	0	0	0	1	0	2
12 Mark Reynolds, R (1, 3) OBP: 0.335, SLG: 0.537	C FF 95 C FF 95 X SL 90 0-2 ③ FC6-4 1-2f			S SL 86 S FF 95 B CH 87 F FF 96 X SL 90 1-2 ③ G6-3			B SL 86 F SL 86 S SL 85 B SL 86 F CH 85 F FF 95 F FF 96 F FF 94 F CU 78 2-3 S SL 87 K			3	0	0	0	0	1	2
25 Jason Giambi, L (1, 10) OBP: 0.279, SLG: 0.353		B FF 93 B CH 85 B FF 93 C FF 94 X FF 95 3-1 ① P5			B CH 84 C FF 93 F FF 93 F FF 95 S FF 97 1-3 ① K			C CH 84 F CH 86 B CH 84 F FF 97 S FF 97 1-3 ① K		3	0	0	0	0	2	0
4 Mike Aviles, R (1, 5) OBP: 0.305, SLG: 0.453		C FF 94 S SL 88 B SL 88 F SL 89 X FF 94 1-2 ② F8			F SL 85 B FF 94 X FF 93 1-1 ② F8			C FF 93 F CH 85 S SL 87 0-3 ② K		3	0	0	0	0	1	0
11 Drew Stubbs, R (1, 9) OBP: 0.295, SLG: 0.368		B FF 94 X SL 87 1-0 ③ F7			B SL 86 B FF 95 F FF 95 F FF 95 S CH 86 2-3 ③ K			C SL 86 B SL 88 F FF 95 S FF 98 1-3 ③ K		3	0	0	0	0	2	0
Inning Stats	R: 1 E: 0 K: 0 S: 12 H: 2 LOB: 2 BB: 1 P: 22	R: 0 E: 0 K: 0 S: 7 H: 0 LOB: 0 BB: 0 P: 12	R: 0 E: 0 K: 0 S: 6 H: 0 LOB: 0 BB: 0 P: 11	R: 0 E: 0 K: 0 S: 9 H: 0 LOB: 0 BB: 0 P: 13	R: 0 E: 0 K: 2 S: 9 H: 0 LOB: 0 BB: 0 P: 13	R: 0 E: 0 K: 1 S: 10 H: 0 LOB: 0 BB: 0 P: 16	R: 0 E: 0 K: 1 S: 14 H: 0 LOB: 0 BB: 0 P: 19	R: 0 E: 0 K: 3 S: 10 H: 0 LOB: 0 BB: 0 P: 12	R: 0 E: 0 K: 0 S: 10 H: 1 LOB: 2 BB: 0 P: 16	1B: 3 2B: 0 3B: 0 HR: 0 SF: 1 SAC: 0 DP: 0 HBP: 1						

PITCHER	IP	WLS	BF	H	R	ER	SO	BB	IBB	HBP	BLK	WP	HR	S	P	ERA	WHIP
37 Max Scherzer, R (1, 1) ERA: 3.61	8.0	W	27	2	1	1	7	1	0	0	0	0	0	77	118	1.12	0.375
46 Jose Valverde, R (9, 1) ERA: 1.0	1.0		5	1	0	0	0	0	0	1	0	0	0	10	16	0.00	1.000

PITCHER	IP	WLS	BF	H	R	ER	SO	BB	IBB	HBP	BLK	WP	HR	S	P	ERA	WHIP

Detroit Tigers @ Cleveland Indians

Progressive Field, Cleveland, OH

Tue May 21 2013, 7:08 PM - 10:15 PM EDT

Att. 17,374 - Overcast - 86 F

livebaseballscorecards.com

AB	29
R	1
H	3
RBI	1
BB	1
SO	7
LOB	8

WP: 0 PB: 0 SB: 1 CS: 0 PA: 32

Detroit Tigers @ Cleveland Indians

Progressive Field, Cleveland, OH

Wed May 22 2013, 7:06 PM - 12:28 AM EDT

Att. 16,562 - Partly Cloudy - 82 F

livebaseballscorecards.com

TOP

Batter	1	2	3	4	5	6	7	8	9	AB	R	H	RBI	BB	SO	LOB
12 Andy Dirks, L (1, 7) OBP: 0.324, SLG: 0.414	C FF 90 X SI 92 0-1 48 1B 48 S 24 2B 1B		C FF 88 C SL 83 F FS 82 B FF 93 X SI 92 1-2 ① G4-3	X SI 88 0-0 ① F7	F FF 90 1 SAFE C FF 92 S SL 81 0-3 ① K			C SI 90 B SI 89 S CU 74 X SI 88 1-2 24 HR 1B		5	2	2	0	0	1	2
48 Torii Hunter, R (1, 9) OBP: 0.358, SLG: 0.413	B FF 90 C FF 91 S SL 83 F FF 94 D FS 85 F SL 85 X FF 93 2-2 24 2B 41 SF9 1-3 1B		S SL 83 B FF 93 B FF 93 B SL 83 S SI 92 D FF 95 4-2 24 BB 28 2B BB	C FF 89 S SL 83 F SI 92 F FF 92 B SL 79 X FS 82 1-2 28 WP 1B	B CH 85 F FF 92 S CH 83 B SL 81 S FF 93 2-3 ②③ K 1-2 3-H			1 SAFE 1 SAFE C SI 89 S SI 90 S FF 90 0-3 ① K		4	2	2	0	1	2	2
24 Miguel Cabrera, R (1, 5) OBP: 0.459, SLG: 0.685	B FF 95 D SL 86 B SL 86 C FF 93 1 SAFE X SL 85 3-1 1-3 3-H 2B		B FF 93 B SI 93 1 SAFE B FF 92 B SI 93 4-0 28 2B 41 SF7 1-2 BB	F FF 91 F SL 83 S FF 92 0-3 ② K		F FC 94 X FC 93 0-1 ① P4		1 SAFE B SI 90 C SI 90 X SI 90 1-1 1-H HR		4	2	2	3	1	1	1
28 Prince Fielder, L (1, 3) OBP: 0.406, SLG: 0.515	B FS 85 B SL 85 X FF 94 2-0 ① L6		B FS 84 C SL 85 F FS 84 F FS 86 X FF 94 1-2 27 2B 1-3 2-H 2B	B SL 84 B FS 81 H SL 80 3-0 1-2 HBP		C FC 94 S CH 83 B FC 94 X FF 92 1-2 ② G4-3		B CU 73 C SI 90 B SL 86 B CU 75 B SI 89 4-1 BB		3	1	1	1	1	0	2
41 Victor Martinez, S (1, 10) OBP: 0.270, SLG: 0.301	C SL 85 S SI 94 F FF 95 X CU 77 0-2 ② SF9 3-H		C SL 86 D FS 87 C SL 86 X FF 95 1-2 ② SF7 3-H	B FS 83 C FS 82 B SI 90 C SL 82 S SI 91 2-3 ③ K		X FC 94 0-0 ③ F7		X SI 90 0-0 ② F8		3	0	0	2	0	1	3
27 Jhonny Peralta, R (1, 6) OBP: 0.379, SLG: 0.465	C SL 86 F SL 86 S FF 96 0-3 ③ K		X FF 95 0-0 55 2B 2-H 2B		C FF 92 B SI 90 S SL 81 B SL 83 B FF 93 F FF 92 X FF 90 3-2 55 1B 32 1B 1B		C FC 91 X SL 78 0-1 ① L7	C CU 74 S SI 91 S SI 90 0-3 ③ K		5	2	2	1	0	2	2
55 Brayan Peña, S (1, 2) OBP: 0.322, SLG: 0.446		B FF 89 X SI 90 1-0 ① G4-3	B SL 85 C FS 82 B SL 82 B SL 83 X SI 91 3-1 2-H 2B		C FF 93 B CH 84 F FF 93 X SL 81 1-2 32 1B 4 1B 1-2 1B		B FC 91 B FC 92 F FC 91 S FF 90 F SL 81 F FF 92 F FC 94 X CH 83 2-2 1B		B SI 88 X SI 88 1-0 ① G1-3	5	1	3	1	0	0	0
32 Don Kelly, L (1, 8) OBP: 0.279, SLG: 0.311		C SI 90 C SL 84 F SI 90 B F SL 83 B SI 93 X FS 83 2-2 ② F9	B FS 83 B SI 90 C FF 92 F FS 82 B SL 84 F SL 85 B SI 91 4-2 4 FC6-4 BB		B FF 93 2 SAFE B FF 93 L FF 92 B FF 93 C FF 92 X FF 93 3-2 4 1B 48 CS 1-2 2-H 1B		1 SAFE C FC 92 B FC 92 X FF 90 1-1 ② L8		B CU 74 B SI 88 F SI 88 C CU 74 S CU 73 2-3 ② K	4	1	1	1	1	1	1
4 Omar Infante, R (1, 4) OBP: 0.344, SLG: 0.438		F FF 91 B FF 93 X SL 84 1-1 ③ G6-3	B SL 81 B SI 90 B FF 92 C FF 90 X SI 91 3-1 ③ FC6-4 1-2f		S CH 84 B FF 94 D CH 85 X FF 93 2-1 48 CS 1-3 2-H 1B		F FC 93 F FC 93 X FC 93 0-2 ③ F8		B SI 89 B SI 89 C SI 90 S CU 74 F FF 91 S CU 75 2-3 ③ K	5	0	1	1	0	1	3

Inning Stats																																		
	R: 2	E: 0	K: 1	S: 17	H: 3	LOB: 1	BB: 0	P: 24	R: 0	E: 0	K: 0	S: 8	H: 0	LOB: 0	BB: 0	P: 12	R: 4	E: 0	K: 0	S: 21	H: 3	LOB: 2	BB: 3	P: 42	R: 0	E: 0	K: 2	S: 12	H: 1	LOB: 2	BB: 0	P: 18	R: 3	E: 0	K: 2	S: 18	H: 4	LOB: 0	BB: 0	P: 29	R: 0	E: 0	K: 0	S: 6	H: 0	LOB: 0	BB: 0	P: 7	R: 0	E: 0	K: 0	S: 13	H: 1	LOB: 1	BB: 0	P: 16	R: 2	E: 0	K: 2	S: 13	H: 2	LOB: 1	BB: 1	P: 19	R: 0	E: 0	K: 2	S: 8	H: 0	LOB: 0	BB: 0	P: 13	1B: 9	2B: 4	3B: 0	HR: 1	SF: 2	SAC: 0	DP: 0	HBP: 1	WP: 1	PB: 0	SB: 1	CS: 2	PA: 45
---	---	---	---	---	---	---	---	---	---	---	---	---	---	---	---	---	---	---

BOTTOM

Detroit Tigers @ Cleveland Indians

Progressive Field, Cleveland, OH

Wed May 22 2013, 7:06 PM - 12:28 AM EDT

Att. 16,562 - Partly Cloudy - 82 F

livebaseballscorecards.com

Batter	1	2	3	4	5	6	7	8	9	AB	R	H	RBI	BB	SO	LOB
24 Michael Bourn, L (1, 8) OBP: 0.357, SLG: 0.451	B FF 90 C FF 90 F CH 84 C CU 78 1-3 K ① S CH 86 B CH 88 X FF 96 1-1 22 S 1-3 2-H 1B	C CH 86 C FF 94 S CU 80 0-3 K ②	B SI 91 F SI 90 B FC 86 X SI 91 2-1 G4-3 ①	F SI 94 B FF 95 F FF 95 F SI 96 B CH 87 S CH 88 2-3 K2-3 ①	5	0	1	1	0	3	1
22 Jason Kipnis, L (1, 4) OBP: 0.312, SLG: 0.471	C FF 92 B FF 92 B FF 94 C FF 91 C FF 94 2-3 K ② T FF 97 1 SAFE C FF 96 D SL 84 1 SAFE B CU 82 F CU 82 B CH 87 F FF 87 3-3 F CH 87 F FF 98 F FF 96 S FF 97 K ② 1-2	C FF 95 B FF 95 F FF 96 D CU 80 F CU 80 S CH 88 2-3 K ③	X FC 86 0-0 G4-3 ②	C CH 85 B CH 87 B SI 95 B FF 96 S SI 95 X FF 95 3-2 G4-3 ②	5	0	0	0	0	3	3
13 Asdrúbal Cabrera, S (1, 6) OBP: 0.313, SLG: 0.435 4 Mike Aviles, R (5, PR) OBP: 0.310, SLG: 0.468 (6, 6)	C CH 83 X FF 93 0-1 23 1B 2B F FF 97 B FF 97 B CU 80 B CH 87 B CH 87 4-1 23 FC5-4 BB	B FF 90 X CH 82 1-0 23 1B 2B C SI 91 B SI 93 F SI 92 B FC 87 X SI 93 2-2 23 1B 2B	B SL 90 S SL 90 B CH 85 F SL 90 B CH 86 F SI 95 X CH 86 3-2 G6-3 ③	2	1	2	0	1	0	0
					2	2	1	0	0	0	0
23 Michael Brantley, L (1, 7) OBP: 0.363, SLG: 0.394	C FF 93 B FF 94 X FF 95 1-1 41 1B 2-H 1B C CH 85 B CU 79 F CH 87 X FF 97 1-2 FC5-4 ③ 1-2f	C CU 77 C CU 77 D CU 80 D CU 79 X FF 94 2-2 41 HR 2-H 1B B SI 92 F SI 91 X KC 81 1-1 2-H 1B	B FF 92 B FF 93 C FF 92 F FF 93 B FS 83 F FF 93 X FF 94 3-2 G4-3 ①	5	1	3	3	0	0	3
41 Carlos Santana, S (1, 3) OBP: 0.405, SLG: 0.556	D CH 84 1 SAFE C CH 85 B FF 94 X CH 86 2-1 1-3 1B B FF 92 F FF 92 C FF 93 F FF 94 S CU 79 1-3 K ①	X FF 94 0-0 1-H HR C FC 85 B FC 87 B FC 86 B FC 86 S FC 86 F FC 86 D KC 81 4-2 BB	C FF 95 S FS 84 F FS 85 S FS 84 0-3 K2-3 ②	4	1	2	2	1	2	0
25 Jason Giambi, L (1, 10) OBP: 0.258, SLG: 0.321	F FF 95 D CH 88 F FF 95 B CU 81 X CU 82 2-2 G1 ③ X CH 83 0-0 F9 ②	S CH 86 C CU 78 S CU 80 0-3 K ① F FC 85 D FC 86 F SI 92 F FC 86 B FC 82 X FC 86 2-2 G3 ③	B FF 94 S FF 94 B FF 95 X FF 94 2-1 F9 ③	5	0	0	0	0	1	5
12 Mark Reynolds, R (1, 5) OBP: 0.333, SLG: 0.529	B SL 84 B FF 92 X FF 92 2-0 9 1B 24 1B 1B C FF 92 C CU 78 B FF 96 B FF 95 F CU 80 F SL 87 X SL 85 2-2 G4-3 ③	C SL 83 F CU 77 F SL 84 X CU 78 0-2 G5-3 ②	C KC 77 B FF 95 C FF 95 F KC 81 B FF 96 S FF 95 2-3 K ①	4	1	1	0	0	1	1
9 Ryan Raburn, R (1, 9) OBP: 0.354, SLG: 0.527 11 Drew Stubbs, R (8, 9) OBP: 0.295, SLG: 0.368	C FF 94 B FF 94 F FF 94 B SL 87 X SL 87 2-2 24 1B 1-2 1B C FF 91 S CU 79 B CH 84 F CU 78 S SL 87 1-3 K ① C FF 93 B CH 83 S FF 93 B FF 94 F FF 95 C CU 80 2-3 K ③	X KC 79 0-0 G6-3 ②	4	0	1	0	0	2	1
					0	0	0	0	0	0	0
10 Yan Gomes, R (1, 2) OBP: 0.322, SLG: 0.684	F FF 97 B FF 96 B FF 97 B SL 89 X FF 96 3-1 L7 ① C FF 93 C CU 78 X FF 95 0-2 1B	X SI 90 0-0 HR C KC 79 B KC 78 B CH 84 B FF 95 C FF 96 C FF 95 3-3 K ③	4	1	2	1	0	1	2
Inning Stats	R: 1 E: 0 K: 2 S: 15 H: 3 LOB: 2 BB: 0 P: 23	R: 1 E: 0 K: 1 S: 20 H: 3 LOB: 3 BB: 1 P: 36	R: 0 E: 0 K: 1 S: 10 H: 0 LOB: 0 BB: 0 P: 13	R: 0 E: 0 K: 3 S: 14 H: 1 LOB: 1 BB: 0 P: 17	R: 3 E: 0 K: 2 S: 16 H: 3 LOB: 1 BB: 0 P: 21	R: 2 E: 0 K: 0 S: 16 H: 3 LOB: 2 BB: 1 P: 27	R: 0 E: 0 K: 2 S: 8 H: 0 LOB: 0 BB: 0 P: 13	R: 0 E: 0 K: 1 S: 11 H: 0 LOB: 0 BB: 0 P: 19	R: 0 E: 0 K: 1 S: 10 H: 0 LOB: 0 BB: 0 P: 15							

AB	40
R	7
H	13
RBI	7
BB	2
SO	13
LOB	16

1B: 8	SF: 0	WP: 0	PA: 42
2B: 3	SAC: 0	PB: 0	
3B: 0	DP: 0	SB: 1	
HR: 2	HBP: 0	CS: 0	

PITCHER		IP	WLS	BF	H	R	ER	SO	BB	IBB	HBP	BLK	WP	HR	S	P	ERA	WHIP
35 Justin Verlander, R ERA: 3.66	(1, 1)	5.0	W	26	10	5	5	9	1	0	0	0	0	1	75	110	9.00	2.200
33 Drew Smyly, L ERA: 2.48	(6, 1)	1.0		7	3	2	2	0	1	0	0	0	0	1	16	27	18.00	4.000
36 Luke Putkonen, R ERA:	(7, 1)	1.0	H	3	0	0	0	2	0	0	0	0	0	0	8	13	0.00	0.000
53 Joaquín Benoit, R ERA: 1.35	(8, 1)	1.0		3	0	0	0	1	0	0	0	0	0	0	11	19	0.00	0.000
46 Jose Valverde, R ERA: 0.9	(9, 1)	1.0		3	0	0	0	1	0	0	0	0	0	0	10	15	0.00	0.000

PITCHER	IP	WLS	BF	H	R	ER	SO	BB	IBB	HBP	BLK	WP	HR	S	P	ERA	WHIP

Cleveland Indians @ Boston Red Sox

Fenway Park, Boston, MA

Thu May 23 2013, 7:12 PM - 10:46 PM EDT

Att. 35,254 - Partly Cloudy - 72 F

livebaseballscorecards.com

Batter	1	2	3	4	5	6	7	8	9	AB	R	H	RBI	BB	SO	LOB
24 Michael Bourn, L (1, 8) OBP: 0.365, SLG: 0.464	S FF 85 F SL 81 C FF 90 0-3 ① K	B SL 83 C SL 84 B SL 85 C FS 81 F FF 90 F SL 86 X SL 86 2-2 ③ G3		C CH 83 C SL 84 B SL 85 F CH 82 B SL 85 X FF 88 2-2 13 1B 2B	1 SAFE B FF 87 B CH 82 X CH 82 2-0 1-H 1B	B FF 92 B CH 87 C FF 92 F FF 91 X CU 83 2-2 3-H 1B		C CU 72 D FO 86 X FO 86 1-1 ② G3-1 2-3		6	1	3	2	0	1	3
22 Jason Kipnis, L (1, 4) OBP: 0.309, SLG: 0.462 46 Cord Phelps, S (6, 4)	B FS 84 C FF 88 S FS 80 B FS 80 X FF 88 2-2 1B		C FC 87 B FC 87 B SL 86 F FF 88 F SL 83 F SL 84 B FS 81 S FS 81 3-3 ① K	X FF 88 0-0 ① P4	F SL 83 B CH 83 C SL 84 X FF 88 1-2 ③ F8	C FF 92 F FF 92 B FF 94 B FF 92 S CU 82 2-3 ② K		B FF 92 X FF 92 1-0 ③ G4-3		5 1	0 0	1 0	0 0	0 0	2 0	3 1
13 Asdrúbal Cabrera, S (1, 6) OBP: 0.319, SLG: 0.434	B FF 86 1 SAFE B FF 88 C FS 80 D FS 79 F FF 89 X FF 89 3-2 ② F7		S FS 80 B FF 89 X FF 90 1-1 41 BB 23 BB 12 1B 1B	B CH 84 C CH 83 F SL 87 X FF 89 1-2 2-H 41 BB 1B		4-2 41 BB 23 1B 12 1B BB 0-3 ③ K			C FF 93 C SL 85 B FF 92 S SL 87 1-3 ① K	5	2	2	1	1	2	2
23 Michael Brantley, L (1, 7) OBP: 0.362, SLG: 0.388	X FF 89 0-0 ③ F7		1 SAFE B FF 89 C FF 86 D FS 80 B FS 81 B FC 88 4-1 41 BB 12 1B 1-2 BB	B FF 86 1 SAFE F CH 82 F CH 82 1 SAFE X SL 83 1-2 ② F8		D SL 83 C CH 81 X SL 86 1-1 12 1B 41 BB 10 2B 1-2 1B	B FF 88 B SI 88 C SI 87 X SI 89 2-1 ① L6		C SL 85 C SL 86 B FF 94 C FF 96 1-3 ② K	5	2	1	0	1	1	2
41 Carlos Santana, S (1, 3) OBP: 0.420, SLG: 0.556		B FF 85 B FC 87 X FC 86 2-0 12 BB 11 2B 1B	B FC 88 B FF 90 C FF 90 S SL 84 B FF 91 F FS 81 B FF 90 4-2 10 BB 12 1B 4 FC6-4 1-2 2-3 BB	L SL 84 1 CH 83 F FF 88 B FF 87 D SL 84 B CH 81 4-2 12 FC6-4 1-2 BB		B SI 86 D SL 83 D SL 82 B FF 87 4-0 12 1B 10 2B 1-2 2-3 BB	B SI 89 B SI 90 B SI 90 C FF 89 B FF 91 4-1 12 1B BB		C FF 96 F SI 96 X SI 95 0-2 ③ G6-3	2	3	1	0	4	0	0
12 Mark Reynolds, R (1, 10) OBP: 0.346, SLG: 0.535		B FF 88 B FF 88 C FF 90 B FS 79 C SL 84 F FF 91 F SL 85 D SL 87 4-2 11 2B 1-2 BB	C FF 91 X SI 91 0-1 4 FC6-4 10 BB 1-2 2-H 3-H 1B	X SI 88 0-0 ③ FC6-4 1-2f		X CU 83 0-0 10 2B 11 3B 1-2 2-3 3-H 1B	F SI 89 T CH 78 F FF 89 X SL 83 0-2 10 G1-6-3 1-3 1B			4	1	3	3	1	0	2
10 Yan Gomes, R (1, 2) OBP: 0.328, SLG: 0.672		C FF 90 F FF 89 B FF 90 F FF 90 S FS 81 1-3 ① K	C FF 90 D SL 85 F SL 85 B FF 91 B SL 84 F SL 84 F FF 89 F SL 85 B FS 81 4-2 4 FC6-4 1-2 2-3 BB		B FF 88 F FF 88 S SL 83 B SL 83 X CH 80 2-2 ① F7	B FF 92 B FF 91 F FF 92 X CU 82 2-1 1-3 2-H 3-H 11 3B 2B	B SI 90 B SI 88 B SI 90 C FF 90 X SI 89 3-1 ② ③ G1-6-3 1-2f			4	1	1	2	1	1	4
4 Mike Aviles, R (1, 5) OBP: 0.303, SLG: 0.451		S SL 85 D SL 84 B FF 90 F FF 91 X FF 90 2-2 ② F9	S SL 84 X SL 84 0-1 ② FC6-4 1-2f 2-3 3-H		X FF 88 0-0 24 S 24 1B 1B	C CU 84 B FF 92 C FF 93 F FF 93 X CU 82 1-2 ① P4		F FF 91 X SL 78 0-1 ① G6-3		5	1	1	1	0	0	6
11 Drew Stubbs, R (1, 9) OBP: 0.304, SLG: 0.403		C SL 84 X SL 85 0-1 1-3 2-H 2B	C FF 91 C FF 90 B SI 90 S FS 81 1-3 ③ K		X FF 88 0-0 ② F9	C FF 93 S CU 84 D CU 85 X FF 94 1-2 2-H 3-H 24 1B 3B		X FF 91 0-0 24 G3-1 2B		5	1	3	3	0	1	3
Inning Stats	R: 0 E: 0 K: 1 S: 10 H: 1 LOB: 1 BB: 0 P: 15	R: 1 E: 0 K: 1 S: 19 H: 2 LOB: 2 BB: 1 P: 30	R: 3 E: 0 K: 2 S: 23 H: 2 LOB: 2 BB: 3 P: 40	R: 1 E: 0 K: 0 S: 14 H: 2 LOB: 2 BB: 1 P: 22	R: 1 E: 0 K: 0 S: 9 H: 2 LOB: 1 BB: 0 P: 14	R: 6 E: 0 K: 2 S: 25 H: 5 LOB: 1 BB: 2 P: 42	R: 0 E: 0 K: 0 S: 9 H: 1 LOB: 1 BB: 1 P: 18	R: 0 E: 0 K: 0 S: 6 H: 1 LOB: 1 BB: 0 P: 8	R: 0 E: 0 K: 2 S: 9 H: 0 LOB: 0 BB: 0 P: 11	1B: 11 2B: 4 3B: 1 HR: 0 SF: 0 SAC: 0 DP: 1 HBP: 0						

TOP	
AB	42
R	12
H	16
RBI	12
BB	8
SO	8
LOB	26

WP: 0	PA: 50																	
PB: 0																		
SB: 1																		
CS: 0																		

PITCHER		IP	WLS	BF	H	R	ER	SO	BB	IBB	HBP	BLK	WP	HR	S	P	ERA	WHIP
46 Ryan Dempster, R ERA: 4.69	(1, 1)	3.0	L	18	5	4	4	4	4	0	0	0	0	0	52	85	12.00	3.000
59 Clayton Mortensen, R ERA: 5.25	(4, 1)	2.0		14	5	5	5	0	3	0	0	0	0	0	28	50	22.50	4.000
63 Alex Wilson, R ERA: 2.65	(6, 1)	1.0		7	4	3	2	2	0	0	0	0	0	0	20	28	18.00	4.000
32 Craig Breslow, L ERA: 1.04	(7, 1)	1.0		4	1	0	0	0	1	0	0	0	0	0	9	18	0.00	2.000
36 Junichi Tazawa, R ERA: 2.66	(8, 1)	1.0		4	1	0	0	0	0	0	0	0	0	0	6	8	0.00	1.000

PITCHER		IP	WLS	BF	H	R	ER	SO	BB	IBB	HBP	BLK	WP	HR	S	P	ERA	WHIP
30 Andrew Miller, L ERA: 3.52	(9, 1)	1.0		3	0	0	0	2	0	0	0	0	0	0	9	11	0.00	0.000

BOTTOM

Cleveland Indians @ Boston Red Sox

Fenway Park, Boston, MA

Thu May 23 2013, 7:12 PM - 10:46 PM EDT

Att. 35,254 - Partly Cloudy - 72 F

livebaseballscorecards.com

Batter	1	2	3	4	5	6	7	8	9	AB	R	H	RBI	BB	SO	LOB
2 Jacoby Ellsbury, L (1, 8) OBP: 0.317, SLG: 0.338	L FF 89 C FF 90 B FF 91 B FF 91 F FF 90 F FF 90 S FF 91 2-3 ① K		X FF 89 0-0 29 BB, 15 1B 1B		C FF 90 F CU 78 B CU 80 C FF 91 1-3 ① K		B SI 91 F SI 90 C SL 85 X SL 85 1-2 ③ G1-3			4	0	1	0	0	2	0
29 Daniel Nava, S (1, 9) OBP: 0.400, SLG: 0.493	C FF 91 B CU 76 B FF 92 C FF 91 X FF 92 2-2 2B		1 SAFE B SL 87 B FC 87 B FF 88 C FF 88 F FF 89 B FF 86 4-2 15 1B, 34 HR 1-2 BB		B CU 75 B FF 90 C FF 90 C CU 78 B CU 76 F FF 90 B FF 90 4-2 34 WP BB			X SI 90 0-0 20 2B, 1B		2	1	2	0	2	0	0
15 Dustin Pedroia, R (1, 4) OBP: 0.417, SLG: 0.426	C FF 90 B FF 92 X CU 79 1-1 ② P4		B CU 75 S CU 78 B CU 79 X FF 91 2-1 ① 34 HR 1-2 2-H 1B		B FF 90 B FF 90 C FF 90 1 SAFE X FF 91 2-1 ② F8			B SI 89 F SI 88 C SI 89 S SL 86 1-3 ① K		4	1	1	0	0	1	3
34 David Ortiz, L (1, 10) OBP: 0.395, SLG: 0.640 20 Ryan Lavarnway, R (8, PH) OBP: 0.222, SLG: 0.375 (9, 10)	F FF 91 X FF 92 0-1 ③ P4		X FF 92 0-0 1-H 2-H HR		B CU 80 C FF 92 X FF 92 1-1 ③ G5-3 1-2			B SI 90 X SI 90 1-0 1-3 2B		3 1	1 0	1 1	3 0	0 0	0 0	2 0
12 Mike Napoli, R (1, 3) OBP: 0.343, SLG: 0.492		B FF 91 C FF 91 X FC 87 1-1 7 F8, 39 BB, 1B B FF 93 C CU 79 C FF 93 S SI 94 1-3 ② K		B FF 96 C FF 96 C FF 95 B FF 95 F FF 96 C KC 86 2-3 ① K			C SL 84 B SI 91 C SI 90 S SL 84 1-3 ② K		4	0	1	0	0	3	2
39 Jarrod Saltalamacchia, S (1, 2) OBP: 0.341, SLG: 0.467		B FF 89 B FF 91 B FF 91 C FF 90 F FF 91 F FF 90 1 SAFE F FF 91 B FF 90 4-2 1-2 BB C CU 80 B FF 93 S CU 79 X FF 93 1-2 ③ L6		C KC 84 B FF 96 S FF 96 C KC 85 1-3 ② K			B SI 90 F SL 83 B SI 90 X SI 90 2-1 ③ L5		3	0	0	0	1	1	2
16 Will Middlebrooks, R (1, 5) OBP: 0.234, SLG: 0.408 23 Pedro Ciriaco, R (5, 5) OBP: 0.277, SLG: 0.325		C FF 90 C FF 91 F FF 92 B FF 93 B SL 88 F FF 92 C FF 92 2-3 ① K		C FF 91 F FF 91 F FF 92 B CU 81 F CU 80 F FF 92 C FF 93 1-3 ① K		B FF 97 X FF 96 1-0 ③ F9		B SI 88 C SI 88 S SL 84 B SL 85 S SL 84 2-3 ① K	2 2	0 0	0 0	0 0	0 0	2 1	2 0
7 Stephen Drew, L (1, 6) OBP: 0.314, SLG: 0.364		C FF 90 B CU 78 X FF 91 1-1 ② F8 2-3		B FF 89 C CH 79 X CH 79 1-1 ② G6-3			B SI 88 X SI 89 1-0 ① F8	C SI 90 B SI 90 F SI 90 F SL 85 F SL 85 X SI 91 1-2 ② G4-3		4	0	0	0	0	0	2
37 Mike Carp, L (1, 7) OBP: 0.333, SLG: 0.596		C FF 90 B FF 92 X FF 90 1-1 ③ G6-3		C CU 77 F CU 79 B FF 91 B CH 84 F FF 92 B CU 79 X FF 90 3-2 ③ G4-3			C SI 90 F SI 90 B SL 84 S SL 85 1-3 ② K	F SL 82 B SI 91 B SI 91 X SI 90 2-1 ③ G1-3	4	0	0	0	0	1	2

	AB	R	H	RBI	BB	SO	LOB
	33	3	7	3	3	11	15

Inning Stats	1	2	3	4	5	6	7	8	9	1B	SF	WP	PA
	R: 0 E: 0 K: 1 S: 12	R: 0 E: 0 K: 1 S: 15	R: 3 E: 0 K: 1 S: 12	R: 0 E: 0 K: 1 S: 12	R: 0 E: 0 K: 1 S: 10	R: 0 E: 0 K: 2 S: 8	R: 0 E: 0 K: 1 S: 7	R: 0 E: 0 K: 2 S: 10	R: 0 E: 0 K: 1 S: 10	4	0	1	36
	H: 1 LOB: 1 BB: 0 P: 17	H: 1 LOB: 2 BB: 1 P: 24	H: 3 LOB: 0 BB: 1 P: 20	H: 0 LOB: 0 BB: 0 P: 17	H: 0 LOB: 1 BB: 1 P: 18	H: 0 LOB: 0 BB: 0 P: 12	H: 0 LOB: 0 BB: 0 P: 10	H: 2 LOB: 2 BB: 0 P: 15	H: 0 LOB: 0 BB: 0 P: 15	2B: 2 3B: 0 HR: 1	SAC: 0 DP: 0 HBP: 0	PB: 0 SB: 0 CS: 0	

PITCHER		IP	WLS	BF	H	R	ER	SO	BB	IBB	HBP	BLK	WP	HR	S	P	ERA	WHIP
34 Zach McAllister, R ERA: 2.89	(1, 1)	5.0	W	22	5	3	3	5	3	0	0	0	1	1	61	96	5.40	1.600
37 Cody Allen, R ERA: 2.05	(6, 1)	1.0		3	0	0	0	2	0	0	0	0	0	0	8	12	0.00	0.000
51 Scott Barnes, L ERA: 2.57	(7, 1)	3.0	S	11	2	0	0	4	0	0	0	0	0	0	27	40	0.00	0.667

PITCHER	IP	WLS	BF	H	R	ER	SO	BB	IBB	HBP	BLK	WP	HR	S	P	ERA	WHIP

Batter	1	2	3	4	5	6	7	8	9	AB	R	H	RBI	BB	SO	LOB
24 Michael Bourn, L (1, 8) OBP: 0.352, SLG: 0.446	C FF 90 S FC 85 B FF 92 C FF 92 1-3 ① K		C CU 79 F FC 85 F FC 86 S CU 80 0-3 ② K			X FC 82 0-0 ① G1-3		S FS 78 C FS 80 D FS 80 B FF 88 X FS 80 2-2 ② F9 2-3		4	0	0	0	0	2	3
22 Jason Kipnis, L (1, 4) OBP: 0.313, SLG: 0.456	B FF 90 C FF 91 B CU 81 C CU 78 X FC 86 2-2 ② G5-3		B FC 85 B CU 79 C CU 78 F CU 78 D FC 86 B FF 91 4-2 13 S BB 1-3 2-H			B FF 89 C FF 89 B CU 78 B FC 83 F FF 88 B FC 85 4-2 13 G3 BB		C FS 80 B FF 89 F FS 80 F FF 88 X FS 80 1-2 ③ F8		2	0	0	0	2	0	1
13 Asdrúbal Cabrera, S (1, 6) OBP: 0.317, SLG: 0.429	B FF 92 F FF 91 F FF 91 S FF 94 1-3 ③ K		C FF 92 F FF 93 B FC 88 F FC 86 D CU 81 X FF 91 2-2 ③ G3-1 1-2			1 SAFE 1 SAFE 1 SAFE B FC 84 S CU 78 X SI 91 1-1 ② G3 1-2			C FF 94 B FF 93 B CH 85 F FS 86 B FF 94 F FF 94 X FF 94 3-2 1B	4	0	1	0	0	1	3
33 Nick Swisher, S (1, 3) OBP: 0.373, SLG: 0.480		C FF 91 X FF 88 0-1 ① G4-3		C FF 89 B FF 90 F FC 83 X FC 84 1-2 ① G3		S FF 90 S FC 84 B FF 91 S FF 92 1-3 ③ K			S FF 93 B CH 84 B SL 84 F FF 93 F CH 84 F FF 94 S SL 85 2-3 ① K	4	0	0	0	0	2	2
41 Carlos Santana, S (1, 2) OBP: 0.416, SLG: 0.544		C FF 91 B FF 91 B CU 79 F FF 92 B FF 92 F FC 86 B FF 90 4-2 25 G4-6-3 BB		C FC 86 F FF 90 X SI 91 0-2 ② G6-3			C FF 89 B CH 82 B CU 77 F FF 90 X FC 86 2-2 ① G3		C SL 85 B FF 94 B FF 94 S CH 83 X FF 92 2-2 ② F8	3	0	0	0	1	0	1
25 Jason Giambi, L (1, 10) OBP: 0.243, SLG: 0.300		C FF 91 B FC 84 C FC 84 F FF 93 B FF 91 X FC 88 2-2 ② ③ G4-6-3 1-2f		B FC 84 C CU 77 X FF 90 1-1 ③ G3-1			C FC 83 F FC 82 F FC 86 B CU 80 B FC 84 F FF 90 F FF 91 S FC 86 2-3 ② K		X FF 94 0-0 ③ G5-3	4	0	0	0	0	1	2
12 Mark Reynolds, R (1, 5) OBP: 0.346, SLG: 0.531			B FF 91 B FF 90 X FF 90 2-0 22 S 22 E 23 1B 1B		B FF 89 S FC 84 S FF 90 B CH 84 S FF 90 2-3 ① K	S CU 80 C FF 91 B FC 86 S FC 86 1-3 ③ K				3	1	1	0	0	2	0
23 Michael Brantley, L (1, 7) OBP: 0.366, SLG: 0.399			C FF 90 F FF 90 B FF 92 X FF 92 1-2 22 S 1-2 1B		C FF 90 C FC 84 B FF 91 X FF 92 1-2 ② G6-3			B FF 88 C FF 87 X FS 79 1-1 24 F9 2B		3	0	2	0	0	0	0
11 Drew Stubbs, R (1, 9) OBP: 0.299, SLG: 0.395			B FF 91 B FC 85 C FF 91 X CU 79 2-1 ① L8		F FF 90 B FF 91 F FF 91 S FC 85 1-3 ③ K			B FS 79 C FF 87 X SL 81 1-1 ① P4		3	0	0	0	0	1	3
Inning Stats	R: 0 E: 0 K: 2 S: 9 H: 0 LOB: 0 BB: 0 P: 13	R: 0 E: 0 K: 0 S: 9 H: 0 LOB: 0 BB: 1 P: 15	R: 1 E: 0 K: 1 S: 16 H: 2 LOB: 2 BB: 1 P: 27	R: 0 E: 0 K: 0 S: 8 H: 0 LOB: 0 BB: 0 P: 10	R: 0 E: 0 K: 2 S: 9 H: 0 LOB: 0 BB: 0 P: 13	R: 0 E: 0 K: 1 S: 8 H: 0 LOB: 1 BB: 1 P: 14	R: 0 E: 0 K: 2 S: 12 H: 0 LOB: 0 BB: 0 P: 17	R: 0 E: 0 K: 0 S: 11 H: 1 LOB: 1 BB: 0 P: 16	R: 0 E: 0 K: 1 S: 13 H: 1 LOB: 1 BB: 0 P: 20	1B: 3 2B: 1 3B: 0 HR: 0 SF: 0 SAC: 0 DP: 1 HBP: 0						

TOP

Cleveland Indians @ Boston Red Sox

Fenway Park, Boston, MA

Fri May 24 2013, 7:55 PM - 10:50 PM EDT

Att. 34,074 - Rain - 56 F

livebaseballscorecards.com

AB	30
R	1
H	4
RBI	0
BB	3
SO	9
LOB	15

WP: 0 PB: 0 SB: 4 CS: 0 PA: 33

PITCHER		IP	WLS	BF	H	R	ER	SO	BB	IBB	HBP	BLK	WP	HR	S	P	ERA	WHIP
41 John Lackey, R ERA: 2.72	(1, 1)	7.0	W	25	2	1	0	8	3	0	0	0	0	0	71	109	0.00	0.714
19 Koji Uehara, R ERA: 1.83	(8, 1)	1.0		4	1	0	0	0	0	0	0	0	0	0	11	16	0.00	1.000
91 Alfredo Aceves, R ERA: 8.2	(9, 1)	1.0		4	1	0	0	1	0	0	0	0	0	0	13	20	0.00	1.000

PITCHER	IP	WLS	BF	H	R	ER	SO	BB	IBB	HBP	BLK	WP	HR	S	P	ERA	WHIP

Batter	1	2	3	4	5	6	7	8	9	AB	R	H	RBI	BB	SO	LOB
2 Jacoby Ellsbury, L (1, 8) OBP: 0.316, SLG: 0.337	C FF 89 B FF 94 B FF 94 S SI 89 B SL 82 F SI 89 S SI 90 3-3 ① **K**		B SI 87 C SI 89 B FF 92 F CH 86 F FF 91 B FF 92 F SI 87 X SI 87 3-2 ① **G6-3**			C SI 88 F SL 80 F FF 92 C FF 92 0-3 ① **K**	S SL 82 C CU 72 B SI 89 X CU 74 1-2 15 S 15 1B **1-3** **2-H** **3-H** 1B			4	1	1	2	0	2	0
29 Daniel Nava, S (1, 9) OBP: 0.402, SLG: 0.489	C SI 87 C FF 94 B FF 93 F FF 94 B SI 92 X FF 94 2-2 ② **G3-1**		B SL 79 X CH 85 1-0 15 G6-4-3 1B			B SL 79 C FF 92 H SL 83 2-1 34 1B 15 1B 12 FC6-4-3-2 HBP	F SI 89 1 SAFE 1 SAFE X SL 81 0-1 ② **P5**			3	1	1	0	0	0	2
15 Dustin Pedroia, R (1, 4) OBP: 0.418, SLG: 0.427	B FF 93 B SI 90 B FF 93 C FF 90 C SI 89 F SI 90 X FF 93 3-2 ③ **G3-1**		B CH 85 F SI 88 X SL 80 1-1 ② ③ **G6-4-3** **1-2f**			F SI 89 F SI 90 1 SAFE X SL 83 0-2 34 1B 12 FC6-4-3-2 **1-2** 1B	1 SAFE C SL 87 1 SAFE B SI 91 1 SAFE C SI 93 X SI 93 2-2 12 FC5 34 BB **1-H** **3-H** 1B			4	0	2	2	0	0	1
34 David Ortiz, L (1, 10) OBP: 0.406, SLG: 0.638		B SI 90 C FF 94 B SL 83 S SI 90 F FF 94 B SL 85 B SI 88 4-2 39 L9 12 1B 37 HR BB		X SI 91 0-0 ① **G3**		C SI 89 X FF 92 0-1 12 FC6-4-3-2 **1-2** **2-3** 1B	B CH 80 B FF 92 C SI 91 F CU 80 B FF 93 F FF 93 B CH 82 4-2 12 FC5 **1-2** BB			2	1	1	0	2	0	0
12 Mike Napoli, R (1, 3) OBP: 0.341, SLG: 0.486		F SI 89 B SI 91 S FF 94 X FF 93 1-2 37 HR **1-2** 1B		B SI 92 C SL 83 C SI 91 B SI 91 B SL 83 C SL 83 3-3 ② **K**		X SI 90 0-0 ② ③ **FC6-4-3-2** **1-2f** **2-H** **3-H**	F SI 93 D SL 87 X SI 93 1-1 ③ **FC5** **1-2** **2-3f**			4	1	1	1	0	1	4
39 Jarrod Saltalamacchia, S (1, 2) OBP: 0.338, SLG: 0.468		C SI 90 X FF 94 0-1 ① **L9** **2-3**		B FF 94 B FF 93 X SI 92 2-0 ③ **G5-3**			S FF 92 B SI 88 X SI 90 1-1 10 1B 2 1B 2B	S FF 90 C SL 76 B SL 78 B SL 77 F FF 90 B FF 89 X FF 89 3-2 ① **F8**		4	1	1	0	0	0	2
37 Mike Carp, L (1, 7) OBP: 0.340, SLG: 0.653 5 Jonny Gomes, R (7, PH) OBP: 0.342, SLG: 0.299 (8, 7)		B SL 80 C SI 90 X SL 82 1-1 **1-H** **3-H** HR	B SI 89 S SI 90 X SI 89 1-1 ① **G5-3**				C SI 89 B CU 73 H CU 74 2-1 10 1B 2 1B HBP	B FF 89 B FF 90 C FF 89 B FF 90 C FF 89 S FF 89 3-3 ② **K**		2 1	1 1	1 0	3 0	0 1	0 0	0 0
7 Stephen Drew, L (1, 6) OBP: 0.305, SLG: 0.352		B SI 89 C SI 88 B SI 92 X FF 91 2-1 ② **G4-3**	B SI 87 B CH 85 X SI 86 2-0 ② **G4-3**				L SI 88 M CU 72 2 SAFE S CU 72 0-3 ① **K**	B FF 89 B SI 89 F FF 89 C SL 77 X FF 89 2-2 ③ **F9**		4	0	0	0	0	1	2
10 Jose Iglesias, R (1, 5) OBP: 0.458, SLG: 0.522		C SI 90 S SI 92 C FF 95 0-3 ③ **K**	B SI 86 S CH 86 S SI 87 F SI 91 S SI 91 1-3 ③ **K**				B SI 88 C SI 88 C CU 73 X CU 73 1-2 2 1B 15 1B **1-2** **2-3** 1B			3	1	1	0	0	2	0
Inning Stats	R: 0 E: 0 K: 1 S: 12 H: 0 LOB: 0 BB: 0 P: 20	R: 3 E: 0 K: 1 S: 15 H: 2 LOB: 0 BB: 1 P: 23	R: 0 E: 0 K: 0 S: 8 H: 1 LOB: 0 BB: 0 P: 13	R: 0 E: 0 K: 1 S: 5 H: 0 LOB: 0 BB: 0 P: 10	R: 0 E: 0 K: 1 S: 7 H: 0 LOB: 0 BB: 0 P: 11	R: 1 E: 0 K: 1 S: 11 H: 2 LOB: 3 BB: 0 P: 13	R: 4 E: 0 K: 1 S: 22 H: 4 LOB: 2 BB: 1 P: 34	R: 0 E: 0 K: 1 S: 10 H: 0 LOB: 0 BB: 0 P: 18		1B: 7 2B: 1 3B: 0 HR: 1 SF: 0 SAC: 0 DP: 1 HBP: 2			WP: 0 PB: 0 SB: 1 CS: 0 PA: 35	

PITCHER		IP	WLS	BF	H	R	ER	SO	BB	IBB	HBP	BLK	WP	HR	S	P	ERA	WHIP
63 Justin Masterson, R ERA: 3.2	(1, 1)	6.0	L	24	6	5	5	5	1	0	1	0	0	1	60	93	7.50	1.167
53 Rich Hill, L ERA: 5.65	(7, 1)	0.2		5	2	1	1	1	0	0	1	0	0	0	12	16	13.50	3.000
32 Matt Albers, R ERA: 3.52	(7, 1)	0.1		3	1	2	2	0	1	0	0	0	0	0	8	15	54.00	6.000
52 Vinnie Pestano, R ERA: 2.45	(8, 1)	1.0		3	0	0	0	1	0	0	0	0	0	0	10	18	0.00	0.000

PITCHER	IP	WLS	BF	H	R	ER	SO	BB	IBB	HBP	BLK	WP	HR	S	P	ERA	WHIP

BOTTOM

Cleveland Indians @ Boston Red Sox

Fenway Park, Boston, MA

Fri May 24 2013, 7:55 PM - 10:50 PM EDT

Att. 34,074 - Rain - 56 F

livebaseballscorecards.com

AB	31
R	8
H	9
RBI	8
BB	2
SO	7
LOB	11

Batter	1	2	3	4	5	6	7	8	9	AB	R	H	RBI	BB	SO	LOB
11 Drew Stubbs, R (1, 8) (8, 9) OBP: 0.298, SLG: 0.387	C FF 94 B FF 94 F FC 92 S FC 92 1-3 K ①		S CH 85 B CU 74 B FF 92 B FC 90 B FF 90 4-1 4 G5-3 13 2B BB	B FF 92 T CU 74 F FF 92 X FC 90 1-2 P4 ②			C FC 89 X CH 85 0-1 G6-3 ①		C FF 94 B FF 94 B FC 85 F FF 93 D CU 76 S FF 93 3-3 K ①	3	1	0	0	1	1	1
22 Jason Kipnis, L (9, PH) OBP: 0.311, SLG: 0.453										1	0	0	0	0	1	1
4 Mike Aviles, R (1, 4) OBP: 0.298, SLG: 0.437	B FF 95 X FF 94 1-0 G4-3 ②		B FF 91 F FF 91 C FF 92 B FC 90 B FC 89 X CH 84 3-2 G5-3 ① 1-2	X CU 76 0-0 G4-3 ③			B FC 90 C FF 91 B CU 75 X CH 85 2-1 13 1B 12 WP 1B		B FF 93 C FF 93 C FF 94 X FC 83 1-2 P3 ②	5	1	1	0	0	0	3
13 Asdrúbal Cabrera, S (1, 6) OBP: 0.325, SLG: 0.440	B FF 95 C FF 94 S FF 94 B CU 78 X FF 94 2-2 33 S 33 2B 1B		C FF 93 F FF 91 D SI 92 X SI 93 1-2 33 1B 2-H 2B		B FC 90 B FF 89 X FC 89 2-0 F9 ①		B FF 90 S CU 73 S FF 89 B FF 92 X FC 89 2-2 12 WP 12 S 1-3 1B		C CU 76 C FC 85 X FF 93 0-2 F8 ③ 1-2	5	1	3	1	0	0	1
33 Nick Swisher, S (1, 3) OBP: 0.376, SLG: 0.487	B FF 93 B FF 93 X FF 91 2-0 1-H 2B		C FF 91 F FC 90 F FF 91 B CH 85 B CU 78 X FF 91 2-2 12 HBP 41 1B 2-H 1B ②		C FF 90 X CU 74 0-1 F9 ②		X FC 91 0-0 L5 ②			4	1	2	1	0	0	2
12 Mark Reynolds, R (1, 5) OBP: 0.349, SLG: 0.528	X FC 90 0-0 L7 ③		S FF 92 C FF 94 H CU 80 1-2 41 E 41 1B 1-2 HBP		B CH 86 S FC 90 S CH 88 X FC 88 1-2 1B		F FC 91 M FF 93 B FF 94 F FF 94 B CU 78 F FC 91 B FC 90 S FF 93 3-3 K ③ 1-3 3-H			3	0	1	0	0	1	2
41 Carlos Santana, S (1, 10) OBP: 0.412, SLG: 0.536		B FF 91 S CH 84 B FC 90 C FF 92 F FC 89 F FF 92 S FC 91 2-3 K ①	F FF 91 B FF 93 B CU 76 X FF 92 2-1 E5 1-3 2-H 1B		C CU 75 F FC 89 B FC 90 S FF 92 1-3 K ③			C FO 87 B CU 73 B FF 92 L FF 93 S FF 94 2-3 K ①		4	0	1	1	0	3	1
10 Yan Gomes, R (1, 2) OBP: 0.309, SLG: 0.631		X FC 91 0-0 G5-3 ② B FF 92 B FF 93 C FF 93 F CH 87 B FF 93 F FC 90 S FF 92 3-3 K ③	C CU 77 B FF 93 3-3 K ③			C CU 72 S FC 89 B FC 91 F FC 89 C FC 88 1-3 K ①		S FF 94 C FF 94 F FF 94 F FO 89 S SL 82 0-3 K ②		4	0	0	0	0	3	2
23 Michael Brantley, L (1, 7) OBP: 0.369, SLG: 0.407		B FF 92 C FF 92 F FF 90 X FC 88 1-2 1B	X FF 90 0-0 2B			B FF 92 C FC 88 B CH 83 F FC 89 B FC 86 C FC 86 3-3 K ②		F FF 94 C CU 73 B FF 94 X FO 89 1-2 G3 ③		4	0	2	0	0	1	0
9 Ryan Raburn, R (1, 9) OBP: 0.343, SLG: 0.511 24 Michael Bourn, L (8, 8) OBP: 0.358, SLG: 0.451		X FC 90 0-0 P2 ③	S FF 91 L CU 76 B FF 90 F FC 90 F FC 88 X FC 88 1-2 G5-3 ①			B CU 73 F CU 74 F CH 84 S FF 93 1-3 K ③			C FC 86 X CU 78 0-1 13 DI 1B	3	0	0	0	0	1	2
										1	0	1	0	0	0	0

Cleveland Indians @ Boston Red Sox

Fenway Park, Boston, MA

Sat May 25 2013, 1:40 PM - 5:04 PM EDT

Att. 36,504 - Rain - 53 F

TOP

livebaseballscorecards.com

AB	37
R	4
H	11
RBI	3
BB	1
SO	11
LOB	15

Inning Stats	1	2	3	4	5	6	7	8	9	1B: 8 SF: 0	WP: 1 PA: 39
	R: 1 H: 2 E: 0 LOB: 1 K: 1 BB: 0 S: 9 P: 15	R: 0 H: 1 E: 0 LOB: 1 K: 1 BB: 0 S: 10 P: 13	R: 2 H: 3 E: 1 LOB: 2 K: 1 BB: 1 S: 20 P: 36	R: 0 H: 1 E: 0 LOB: 1 K: 0 BB: 0 S: 10 P: 12	R: 0 H: 1 E: 0 LOB: 1 K: 1 BB: 0 S: 9 P: 13	R: 0 H: 0 E: 0 LOB: 0 K: 3 BB: 0 S: 10 P: 15	R: 1 H: 2 E: 0 LOB: 1 K: 1 BB: 0 S: 13 P: 20	R: 0 H: 0 E: 0 LOB: 0 K: 2 BB: 0 S: 11 P: 14	R: 0 H: 1 E: 0 LOB: 1 K: 1 BB: 0 S: 11 P: 15	2B: 3 SAC: 0 3B: 0 DP: 0 HR: 0 HBP: 1	PB: 0 SB: 2 CS: 0

PITCHER		IP	WLS	BF	H	R	ER	SO	BB	IBB	HBP	BLK	WP	HR	S	P	ERA	WHIP
31 Jon Lester, L ERA: 3.34	(1, 1)	7.0		32	10	4	4	8	1	0	1	0	1	0	81	124	5.14	1.571
36 Junichi Tazawa, R ERA: 2.53	(8, 1)	1.0	W	3	0	0	0	2	0	0	0	0	0	0	11	14	0.00	0.000
40 Andrew Bailey, R ERA: 1.88	(9, 1)	1.0	S	4	1	0	0	1	0	0	0	0	0	0	11	15	0.00	1.000

PITCHER	IP	WLS	BF	H	R	ER	SO	BB	IBB	HBP	BLK	WP	HR	S	P	ERA	WHIP

Batter	1	2	3	4	5	6	7	8	9	AB	R	H	RBI	BB	SO	LOB
2 Jacoby Ellsbury, L (1, 8) OBP: 0.317, SLG: 0.332	C SI 89 B SI 90 B SI 90 B SI 88 B SI 90 4-1 34 BB BB	X SI 88 0-0 ③ F8		C SL 88 B SI 91 T SI 93 X SI 94 1-2 ③ G1-3		I IN 69 I IN 73 I IN 71 I IN 69 4-0 IBB		B SL 76 F FF 88 F SL 77 B FF 89 S FF 90 2-3 ② K		3	0	0	0	2	1	3
5 Jonny Gomes, R (1, 7) OBP: 0.330, SLG: 0.289 37 Mike Carp, L (8, PH) OBP: 0.352, SLG: 0.680 (9, 7)	1 SAFE C SI 88 B SI 90 1 SAFE B SI 90 B SI 89 F SI 90 F SI 89 X SI 90 3-2 ① P4		C SI 89 B CH 78 X CH 80 1-1 ① G5-3		F SI 91 C SI 91 S SL 85 0-3 ① K	B FC 92 X FC 93 1-0 ② SF8 2-3 3-H		X FF 90 0-0 15 2B 2-H 2B		3 1	0 1	0 1	1 1	0 0	1 0	1 0
15 Dustin Pedroia, R (1, 4) OBP: 0.422, SLG: 0.439	B SI 90 F SL 87 1 SAFE C SI 90 B CH 81 S CH 81 2-3 ② K		C SI 90 F CH 81 B CH 80 F SL 89 B SI 91 B CH 81 F CH 79 X SI 89 3-2 2B		F CH 79 F SL 86 B SI 93 B CH 81 B SI 92 F CH 81 B SI 92 4-2 34 FC2-6 BB	B FC 92 X FC 93 1-0 ③ F9		C SL 75 F FF 89 X SL 77 0-2 12 BB 29 1B 2-H 2B		4	1	2	1	1	1	3
34 David Ortiz, L (1, 10) OBP: 0.406, SLG: 0.622	B SI 92 C SI 92 1 SAFE B SL 89 B SL 88 B SI 92 4-1 1-2 BB		B SL 88 B SI 91 C SL 88 F SL 89 S SL 82 2-3 ② K		X SL 89 0-0 ② FC2-6 12 1B 1-2f		C SL 81 C FF 91 B SL 81 B CH 64 F FF 90 S SL 82 2-3 ① K	I IN 72 I IN 78 I IN 79 I IN 78 4-0 12 BB 29 1B IBB		3	1	0	0	2	2	2
12 Mike Napoli, R (1, 3) OBP: 0.343, SLG: 0.481	B SI 91 B CH 80 C SI 91 X CH 81 2-1 ③ F8		B SI 92 X CH 82 1-0 ③ F8		1 SAFE B SI 92 B SI 91 C SL 88 B SI 92 X SL 88 3-1 1-2 1B		C SI 89 C SI 89 B SL 82 B FF 90 F SI 88 X FF 90 2-2 ② F9	S FF 87 B FF 88 B FF 88 B FF 87 C FF 87 B FF 88 4-2 29 1B 1-2 2-3 BB		4	0	1	0	1	0	3
29 Daniel Nava, S (1, 9) OBP: 0.408, SLG: 0.486		C SI 89 C SI 89 T SI 92 0-2 ① K		B CH 79 B SI 90 F SI 91 F SI 90 B SI 92 B CH 81 4-2 10 2B 10 E BB	C SI 90 B SI 93 F CH 81 B SI 94 F SI 93 X SI 91 2-2 ③ G1-3		B SL 82 S SI 88 C SL 82 F FF 90 B SL 81 B FF 90 B FF 89 4-2 BB	X FF 88 0-0 1-3 2-H 3-H 1B		3	1	1	2	2	1	2
3 David Ross, R (1, 2) OBP: 0.291, SLG: 0.458		B SI 90 B CH 79 B SI 90 C SI 89 S SL 88 C SI 90 3-3 ② K		L SI 91 1 SAFE B SL 88 S SL 88 F SL 88 S SI 93 1-3 ① K		B FC 92 C FC 93 B SL 79 S FC 93 F FC 93 B FC 93 S FC 93 3-3 ① K	F SI 87 B SL 80 F SI 87 1 SAFE S SL 80 1-3 ③ K	S FF 87 B FF 88 C FF 88 T FF 88 1-2 ③ K		5	0	0	0	0	5	4
10 Jose Iglesias, R (1, 6) OBP: 0.500, SLG: 0.593		C SI 90 F SL 88 F SI 93 B SI 92 X SI 88 1-2 23 BLK 23 1B 1B		C SI 91 1 SAFE F SI 90 X SI 90 0-2 E9 23 F8 1-H 2B		C FC 92 B FC 92 B FC 92 X FC 92 2-1 23 E 23 1B 5 SF8 1B		B FF 89 B FF 90 C FF 88 C FF 89 X FF 90 2-2 ① G4-3		4	2	3	0	0	0	0
23 Pedro Ciriaco, R (1, 5) OBP: 0.314, SLG: 0.386		C SI 90 S SI 91 B SI 93 F SI 90 X SI 91 1-2 1-H 1B		C CH 81 F SI 90 X SL 81 0-2 ② F8 2-3		1 SAFE F FC 93 X FC 92 0-1 E5 5 SF8 1-3 1B		B FF 89 X FF 87 1-0 37 2B 2B		4	1	3	1	0	0	1
Inning Stats	R: 0 E: 0 K: 1 S: 11 H: 0 LOB: 2 BB: 2 P: 26	R: 1 E: 0 K: 2 S: 15 H: 2 LOB: 1 BB: 0 P: 20	R: 0 E: 0 K: 1 S: 11 H: 1 LOB: 1 BB: 0 P: 18	R: 1 E: 1 K: 1 S: 15 H: 1 LOB: 1 BB: 1 P: 21	R: 0 E: 0 K: 1 S: 13 H: 1 LOB: 2 BB: 1 P: 22	R: 1 E: 1 K: 1 S: 10 H: 2 LOB: 2 BB: 1 P: 21	R: 0 E: 0 K: 2 S: 14 H: 0 LOB: 1 BB: 1 P: 23	R: 4 E: 0 K: 2 S: 17 H: 4 LOB: 2 BB: 2 P: 31		1B: 6 2B: 5 3B: 0 HR: 0 SF: 1 SAC: 0 DP: 0 HBP: 0						

PITCHER		IP	WLS	BF	H	R	ER	SO	BB	IBB	HBP	BLK	WP	HR	S	P	ERA	WHIP
26 Scott Kazmir, L ERA: 5.94	(1, 1)	5.0		24	5	2	2	6	4	0	0	1	0	0	65	107	3.60	1.800
27 Bryan Shaw, R ERA: 1.85	(6, 1)	1.0	B	6	2	1	1	1	0	1	0	0	0	0	10	21	9.00	2.000
38 Joe Smith, R ERA: 1.06	(7, 1)	1.0	H	4	0	0	0	2	1	0	0	0	0	0	14	23	0.00	1.000
52 Vinnie Pestano, R ERA: 5.25	(8, 1)	1.0	L	9	4	4	4	2	1	1	0	0	0	0	17	31	36.00	5.000

PITCHER	IP	WLS	BF	H	R	ER	SO	BB	IBB	HBP	BLK	WP	HR	S	P	ERA	WHIP

BOTTOM

Cleveland Indians @ Boston Red Sox

Fenway Park, Boston, MA

Sat May 25 2013, 1:40 PM - 5:04 PM EDT

Att. 36,504 - Rain - 53 F

livebaseballscorecards.com

AB	34
R	7
H	11
RBI	6
BB	8
SO	11
LOB	19

Cleveland Indians @ Boston Red Sox

Fenway Park, Boston, MA

Sun May 26 2013, 1:39 PM - 4:57 PM EDT

Att. 37,046 - Partly Cloudy - 56 F

livebaseballscorecards.com

Batter	1	2	3	4	5	6	7	8	9	AB	R	H	RBI	BB	SO	LOB
24 Michael Bourn, L (1, 8) OBP: 0.363, SLG: 0.448	B FF 88 F FF 88 B CU 73 X FF 90 2-1 33 1B 22 S 41 1B 1B	C CU 72 S FC 83 F CU 75 D FF 89 B FF 91 S CU 74 2-3 ② K			X FF 89 0-0 ② B2		B CU 83 B CH 88 B FF 92 C FF 92 B FF 92 4-1 22 CS BB			3	1	1	0	1	1	2
22 Jason Kipnis, L (1, 4) OBP: 0.315, SLG: 0.479	B FF 89 C FF 89 C SI 90 B FF 91 F CH 82 X SI 90 2-2 E8 33 1B 41 1B 1-2	C FC 83 C SI 89 S CH 83 0-3 ③ K 2-3			C FF 91 F SI 90 X FF 89 0-2 HR		C FF 92 1 SAFE 1 SAFE B FF 92 F CU 82 1 SAFE P PO 87 2-2 ③ CS 1-2	C FF 88 X SI 88 0-1 13 1B 33 SF7-2-3 2B		4	3	2	1	0	1	3
13 Asdrúbal Cabrera, S (1, 10) OBP: 0.323, SLG: 0.436	C CU 73 F CH 82 S CU 75 0-3 ① K	C CH 81 S FC 84 F CH 84 S FF 90 0-3 ① K			F CH 81 S FF 90 B CH 84 B FF 91 S FC 85 2-3 ③ K			D SI 88 X CH 77 1-0 33 SF7-2-3 2-3 1B		4	0	1	0	0	3	2
33 Nick Swisher, S (1, 3) OBP: 0.378, SLG: 0.510	B SI 90 B SI 90 C FF 90 C CH 83 F FF 90 X CU 73 2-2 41 1B 1-2 2-3 1B	B CU 72 C FC 85 F CU 74 S FC 86 1-3 ② K				C FF 88 F SI 91 F FC 84 B CH 84 B CH 84 X FF 91 2-2 HR		B SL 83 B FF 87 D SI 88 X FF 88 3-0 ① ② SF7-2-3 1-1 3-H		3	1	2	2	0	1	0
12 Mark Reynolds, R (1, 5) OBP: 0.342, SLG: 0.515	B FF 88 B SI 89 S FF 89 C CH 82 S CH 83 2-3 ② K	B FF 89 B SI 88 B FF 90 C FF 91 X FF 89 3-1 ③ G4-3				C CU 74 F FC 84 X FC 84 1-1 ① P1		B SI 88 B FC 84 C CH 80 B SL 87 C CH 79 X FF 90 3-2 ③ G5-3		4	0	0	0	0	1	3
41 Carlos Santana, S (1, 2) OBP: 0.409, SLG: 0.529	C FF 90 C CU 73 X CU 75 0-2 ③ 1-3 2-H 3-H 1B	B CU 71 C FF 89 B CH 82 C FF 89 X FF 91 2-2 ① G4-3				B FF 90 B CH 81 C FF 89 F FF 90 B FC 83 X FF 89 3-2 ② G4-3			C SI 88 F FF 88 B SL 82 F SL 82 F FF 90 X CH 79 1-2 ① G5-3	4	0	1	2	0	0	0
23 Michael Brantley, L (1, 7) OBP: 0.362, SLG: 0.398		C FF 89 B FF 89 X CH 83 1-1 ① G4-3		F FF 90 B FF 87 F FC 84 B CU 74 B CH 81 C FF 91 3-3 ② K		B CH 82 X FF 90 1-0 ③ G4-3			X SI 88 0-0 ② G3-1	4	0	0	0	0	1	0
4 Mike Aviles, R (1, 6) OBP: 0.296, SLG: 0.422		B FF 89 B CH 82 B CH 82 C FF 89 C FF 90 F FF 90 B FF 90 4-2 22 S 11 BB BB		C FF 90 F CH 84 X FC 86 0-2 ③ G1-3			B FF 91 F FF 91 X CU 81 1-1 ① G1-3		C CU 69 B CU 74 B CH 80 F CH 79 X SL 84 2-2 ③ G6-3	3	0	0	0	1	0	0
11 Drew Stubbs, R (1, 9) OBP: 0.298, SLG: 0.382		1 SAFE C CH 82 S FF 90 F FF 90 D CH 81 1 SAFE B FF 89 B CU 75 F FF 89 4-2 B FF 88 1-2 BB			C FF 88 C CU 72 B FC 83 B SI 89 X FC 86 2-2 ① G5-3		C CU 83 B FF 92 B CU 82 S CU 82 C CU 82 2-3 ② K			2	0	0	0	1	1	0

Inning Stats																		
	R: 2	H: 3	R: 0	H: 0	R: 0	H: 0	R: 0	H: 0	R: 1	H: 1	R: 0	H: 0	R: 1	H: 2	R: 0	H: 0	1B: 4	SF: 1
	E: 1	LOB: 2	E: 0	LOB: 2	E: 0	LOB: 0	E: 0	LOB: 0	E: 0	LOB: 0	E: 0	LOB: 0	E: 0	LOB: 0	E: 0	LOB: 0	2B: 2	SAC: 0
	K: 2	BB: 0	K: 2	BB: 2	K: 2	BB: 0	K: 1	BB: 0	K: 1	BB: 0	K: 0	BB: 0	K: 1	BB: 1	K: 0	BB: 0	3B: 0	DP: 1
	S: 19	P: 27	S: 16	P: 27	S: 9	P: 13	S: 9	P: 14	S: 10	P: 14	S: 10	P: 17	S: 9	P: 17	S: 7	P: 14	S: 9	P: 12	HR: 2	HBP: 0

PITCHER		IP	WLS	BF	H	R	ER	SO	BB	IBB	HBP	BLK	WP	HR	S	P	ERA	WHIP
22 Felix Doubront, L	(1, 1)	6.0		25	5	4	2	8	2	0	0	0	0	2	73	112	3.00	1.167
ERA: 5.29																		
63 Alex Wilson, R	(7, 1)	1.0		3	0	0	0	1	1	0	0	0	0	0	9	17	0.00	1.000
ERA: 2.5																		
32 Craig Breslow, L	(8, 1)	2.0	W	7	2	1	1	0	0	0	0	0	0	0	16	26	4.50	1.000
ERA: 1.69																		

PITCHER	IP	WLS	BF	H	R	ER	SO	BB	IBB	HBP	BLK	WP	HR	S	P	ERA	WHIP

TOP

AB	31
R	5
H	7
RBI	5
BB	3
SO	9
LOB	10

WP: 0	PA: 36			
PB: 0				
SB: 2				
CS: 1				

BOTTOM

Cleveland Indians @ Boston Red Sox

Fenway Park, Boston, MA

Sun May 26 2013, 1:39 PM - 4:57 PM EDT

Att. 37,046 - Partly Cloudy - 56 F

livebaseballscorecards.com

Batter	1	2	3	4	5	6	7	8	9	AB	R	H	RBI	BB	SO	LOB
2 Jacoby Ellsbury, L (1, 8) OBP: 0.319, SLG: 0.338	C SI 92 B SI 92 B SI 92 F CH 85 S CU 81 2-3 ① **K**		S SL 89 B SL 90 X SI 92 1-1 ①② **G4-6-3** 1-2f 2-3			B CH 84 B SI 91 F SI 91 S SI 91 F CU 82 X SL 88 2-2 29 S 1B		C FF 94 B KC 83 X FF 94 1-1 ② **G4-3**	B C B X FF 90 2-1 1-3 2-H 3-H 2B	5	0	2	2	0	1	2
29 Daniel Nava, S (1, 9) OBP: 0.404, SLG: 0.479	C SI 92 B SI 91 F CH 85 B SI 93 S CU 82 2-3 ② **K**		B D SL 89 B SI 93 C SI 92 X SI 93 3-1 ③ 3-H **1B**			C SI 92 1 SAFE B SI 92 1 SAFE B SL 88 D CH 84 C SL 88 S CU 81 3-3 ② **K** 1-2		B FF 95 C FF 94 B KC 83 X FF 94 2-1 ③ **F8**		4	0	1	1	0	2	1
15 Dustin Pedroia, R (1, 4) OBP: 0.424, SLG: 0.434	C SI 93 C SI 94 F SI 94 B CU 83 F SI 94 B SL 90 B SI 95 F SI 94 B SI 95 4-2 **BB**			B SI 92 B SL 88 C SI 92 B SI 92 X SI 92 3-1 ① **G6-3**		C SL 89 S CU 80 F CU 82 S CU 83 0-3 ③ **K**			C FF 94 B SL 83 B SL 80 C FF 93 B FF 93 B FF 94 4-2 34 2B 12 G6-3 **BB**	2	1	0	0	2	1	1
34 David Ortiz, L (1, 10) OBP: 0.401, SLG: 0.618	C SL 89 B CH 84 F SI 93 B SL 90 D CU 81 X SL 89 3-2 ③ **G6-3**			B CH 85 S SL 90 B SL 89 X SI 93 2-1 ② **G5-3**			C CH 83 B CU 78 S SI 92 B CU 81 B CH 85 F SL 90 X SL 89 3-2 ① **G6-3**		C FF 93 X FF 93 0-1 39 S 39 G3-1 1-3 **2B**	4	1	1	0	0	0	1
12 Mike Napoli, R (1, 3) OBP: 0.336, SLG: 0.471		B SL 88 C SL 88 B SI 92 C SI 92 B CU 83 C SI 95 3-3 ① **K**		B SL 90 C SI 92 C SI 93 B CU 84 S CH 85 2-3 ③ **K**			F SL 87 B SI 92 C SI 93 S CU 83 1-3 ② **K**		B SL 83 B SL 79 X FF 93 2-0 ① **G6-3** 3-H	4	0	0	1	0	3	1
39 Jarrod Saltalamacchia, S (1, 2) OBP: 0.336, SLG: 0.457		C SI 93 F CH 86 T FF 93 0-2 ② **K**			B CU 78 S CH 83 B SI 92 B SI 91 F SI 92 S SL 89 3-3 ① **K**		B SI 89 B SI 90 C SI 90 B CU 73 B SI 89 4-1 **BB**		S FF 93 B FF 93 X SL 81 1-1 ② **G3-1** 2-H	3	0	0	1	1	2	0
37 Mike Carp, L (1, 7) OBP: 0.339, SLG: 0.654 5 Jonny Gomes, R (7, PH) OBP: 0.333, SLG: 0.286 (8, 7)		B SL 89 F SI 92 C SI 93 B SI 94 X SL 89 2-2 ③ **G6-3**			B CH 84 F SL 90 B SI 92 S CH 84 B SI 93 C SL 90 3-3 ② **K**		X FF 94 0-0 ③ **F7**		B SL 82 B FF 93 C FF 91 B FF 93 B FF 92 4-1 7 1B 2 2B **BB**	2 1	0 1	0 1	0 0	0 1	1 0	0 1
7 Stephen Drew, L (1, 6) OBP: 0.317, SLG: 0.389			C SI 91 C SI 92 B CU 82 X SI 92 1-2 2 G4-6-3 29 1B **2B**		B SI 92 X SI 91 1-0 ③ **F9**			B FF 94 B FF 94 C FF 94 X FF 94 2-1 10 SF7 **3B**	C FF 94 X FF 93 0-1 10 S 2 2B 1-3 **1B**	4	3	3	0	0	0	0
10 Jose Iglesias, R (1, 5) OBP: 0.500, SLG: 0.571			C SI 92 H SI 92 1-1 2 G4-6-3 **HBP**			C SI 90 C CU 79 B SI 91 X SL 87 1-2 ① **G5-3**		F FF 95 B FF 94 B FF 95 X FF 94 2-1 ① **SF7** 3-H	C FF 92 D SL 81 B SL 79 F FF 92 F SL 79 B SL 80 B FF 92 4-2 2 2B 1-2 **BB**	1	0	0	1	1	0	0
Inning Stats	R: 0 E: 0 K: 2 S: 14 H: 0 LOB: 1 BB: 1 P: 25	R: 0 E: 0 K: 2 S: 9 H: 0 LOB: 0 BB: 0 P: 14	R: 1 E: 0 K: 0 S: 8 H: 2 LOB: 1 BB: 0 P: 14	R: 0 E: 0 K: 1 S: 7 H: 0 LOB: 0 BB: 0 P: 14	R: 0 E: 0 K: 2 S: 7 H: 0 LOB: 0 BB: 0 P: 14	R: 0 E: 0 K: 2 S: 14 H: 1 LOB: 1 BB: 0 P: 20	R: 0 E: 0 K: 1 S: 9 H: 0 LOB: 1 BB: 1 P: 17	R: 1 E: 0 K: 0 S: 8 H: 1 LOB: 0 BB: 0 P: 15	R: 4 E: 0 K: 0 S: 15 H: 3 LOB: 2 BB: 3 P: 32	1B: 3 2B: 3 3B: 1 HR: 0 SF: 1 SAC: 0 DP: 1 HBP: 1	WP: 0 PB: 0 SB: 3 CS: 0 PA: 37					

	AB	30
	R	6
	H	7
	RBI	6
	BB	5
	SO	10
	LOB	7

PITCHER		IP	WLS	BF	H	R	ER	SO	BB	IBB	HBP	BLK	WP	HR	S	P	ERA	WHIP
28 Corey Kluber, R ERA: 4.57	(1, 1)	6.2		23	3	1	1	10	1	0	1	0	0	0	66	112	1.35	0.600
53 Rich Hill, L ERA: 5.65	(7, 1)	0.0		1	0	0	0	0	1	0	0	0	0	0	1	5	∞	∞
37 Cody Allen, R ERA: 2.31	(7, 1)	1.1	H	5	1	1	1	0	0	0	0	0	0	0	9	16	6.75	0.750
54 Chris Perez, R ERA: 4.32	(9, 1)	0.2	L	7	2	4	4	0	3	0	0	0	0	0	13	28	54.00	7.500
38 Joe Smith, R ERA: 1.06	(9, 1)	0.0	B	1	1	0	0	0	0	0	0	0	0	0	2	4	∞	∞

PITCHER	IP	WLS	BF	H	R	ER	SO	BB	IBB	HBP	BLK	WP	HR	S	P	ERA	WHIP

Batter	1	2	3	4	5	6	7	8	9	AB	R	H	RBI	BB	SO	LOB
24 Michael Bourn, L (1, 8) OBP: 0.350, SLG: 0.431	B SI 87 S SI 89 C KC 78 B FC 87 S FC 87 2-3 ① **K**		C SI 89 B KC 79 B KC 79 C CH 84 X SI 93 2-2 ③ F8		B SI 90 B CH 84 X SI 91 2-0 ③ G6-3			B SI 95 C SL 91 B FF 95 X FF 93 2-1 ② G3		4	0	0	0	0	1	1
22 Jason Kipnis, L (1, 4) OBP: 0.314, SLG: 0.473	B SI 89 F SI 90 B KC 77 B CH 82 X SI 91 3-1 ② L8			X CH 81 0-0 ③ 33 E 41 SF7 1B		B SI 90 C KC 77 C KC 78 B FC 89 F KC 81 B FC 88 X SI 92 3-2 ① P5		C SL 91 B SI 95 S SI 95 F FF 96 S SL 88 1-3 ③ **K**		4	1	1	0	0	1	0
13 Asdrúbal Cabrera, S (1, 6) OBP: 0.322, SLG: 0.437	F SI 90 X FC 87 0-1 ② 33 S 2B			B KC 77 1 SAFE 1 SAFE S FC 88 T FC 88 B SL 80 1 SAFE S FC 89 2-3 ① **K**		B KC 77 C FC 88 X FC 88 1-1 ② L4			B FF 97 C FF 96 B SL 84 S FF 96 B FF 99 C FF 96 3-3 ① **K**	4	0	1	0	0	2	1
33 Nick Swisher, S (1, 3) OBP: 0.370, SLG: 0.497	C KC 76 F FC 87 D KC 78 X SI 91 1-2 ③ G4-3 **2-3**			X FC 89 0-0 E4 **1-3**		B SI 90 C KC 80 F FC 88 S FC 88 1-3 ③ **K**			B FF 100 B FF 100 C FF 100 X FF 99 2-1 ② L7	4	0	0	0	0	1	2
41 Carlos Santana, S (1, 2) OBP: 0.400, SLG: 0.519		C SI 87 C SI 88 B FF 89 S FC 88 1-3 ① **K**		C SI 92 X SI 92 0-1 ② SF7 **3-H**			S CH 82 B CH 83 C KC 78 F FC 88 X FF 91 1-2 ① L6		F FF 99 C SL 88 B FF 100 F FF 100 B SL 86 B FF 99 C SL 88 3-3 ③ **K**	3	0	0	1	0	2	0
12 Mark Reynolds, R (1, 5) OBP: 0.342, SLG: 0.512		B SI 89 B SL 79 B SI 90 C SI 91 S FC 88 S FC 89 3-3 ② **K**		S SL 80 1 SAFE C FC 88 D SL 81 B CH 85 X SL 80 2-2 ③ G4-3			X SI 92 0-0 23 G4-6-3 1B			3	0	1	0	0	1	1
23 Michael Brantley, L (1, 7) OBP: 0.356, SLG: 0.391		C KC 78 X SI 92 0-1 ③ G6-3			F SI 90 B SI 92 C KC 79 X FC 88 1-2 ① G4-3		C KC 78 B SI 92 1 SAFE X SI 91 1-1 ②③ G4-6-3 **1-2f**			3	0	0	0	0	0	1
11 Drew Stubbs, R (1, 9) OBP: 0.299, SLG: 0.381			C SI 89 X SI 90 0-1 ① G6-3		C SL 80 B FC 88 B SL 80 F FC 88 X SL 80 2-2 30 SH3-4 1B			B KC 78 B KC 79 C SI 91 F SI 91 C FC 88 2-3 ① **K**		3	0	1	0	0	1	0
30 Ubaldo Jiménez, R (1, 1) 25 Jason Giambi, L (8, PH) OBP: 0.254, SLG: 0.361 50 Nick Hagadone, L (8, 1) 27 Bryan Shaw, S (8, 1)			C SI 89 C SL 79 B FC 87 S SL 79 1-3 ② **K**		B SI 90 L SI 90 X KC 78 1-1 ② SH3-4 **1-2**			C KC 77 B CH 84 X CH 84 1-1 HR		1 1 0 0	0 1 0 0	0 1 0 0	0 1 0 0	0 0 0 0	1 0 0 0	0 0 0 0
Inning Stats	R: 0 E: 0 K: 1 S: 10 H: 1 LOB: 1 BB: 0 P: 16	R: 0 E: 0 K: 2 S: 8 H: 0 LOB: 0 BB: 0 P: 12	R: 0 E: 0 K: 1 S: 8 H: 0 LOB: 0 BB: 0 P: 11	R: 1 E: 1 K: 1 S: 10 H: 1 LOB: 1 BB: 0 P: 14	R: 0 E: 0 K: 0 S: 9 H: 1 LOB: 1 BB: 0 P: 15	R: 0 E: 0 K: 1 S: 9 H: 0 LOB: 0 BB: 0 P: 14	R: 0 E: 0 K: 0 S: 7 H: 1 LOB: 0 BB: 0 P: 9	R: 1 E: 0 K: 2 S: 11 H: 1 LOB: 0 BB: 0 P: 17	R: 0 E: 0 K: 2 S: 9 H: 0 LOB: 0 BB: 0 P: 17	1B: 3 2B: 1 3B: 0 HR: 1 SF: 1 SAC: 1 DP: 1 HBP: 0						

TOP

Cleveland Indians @ Cincinnati Reds

Great American Ball Park, Cincinnati, OH

Mon May 27 2013, 1:11 PM - 3:55 PM EDT

Att. 38,822 - Partly Cloudy - 76 F

livebaseballscorecards.com

AB	30
R	2
H	5
RBI	2
BB	0
SO	10
LOB	6

PITCHER		IP	WLS	BF	H	R	ER	SO	BB	IBB	HBP	BLK	WP	HR	S	P	ERA	WHIP
44 Mike Leake, R ERA: 3.02	(1, 1)	7.1		27	5	2	1	7	0	0	0	0	0	1	66	99	1.23	0.682
51 Jonathan Broxton, R ERA: 4.22	(8, 1)	0.2	W	2	0	0	0	1	0	0	0	0	0	0	6	9	0.00	0.000
54 Aroldis Chapman, L ERA: 2.63	(9, 1)	1.0	S	3	0	0	0	2	0	0	0	0	0	0	9	17	0.00	0.000

PITCHER		IP	WLS	BF	H	R	ER	SO	BB	IBB	HBP	BLK	WP	HR	S	P	ERA	WHIP

WP: 0 PB: 0 SB: 1 CS: 0 PA: 32

Cleveland Indians @ Cincinnati Reds

Great American Ball Park, Cincinnati, OH

Mon May 27 2013, 1:11 PM - 3:55 PM EDT

Att. 38,822 - Partly Cloudy - 76 F

BOTTOM

livebaseballscorecards.com

Batter	1	2	3	4	5	6	7	8	9	AB	R	H	RBI	BB	SO	LOB
17 Shin-Soo Choo, L (1, 8) OBP: 0.442, SLG: 0.525	B FF 90 S FF 89 B FS 83 X SI 91 2-1 HR		L SL 83 F FS 81 B FF 90 B FS 84 X FS 84 2-2 ① F8		B FS 81 F FC 89 S FC 89 X FS 82 1-2 ③ G4-3			C FF 94 F SL 82 B FF 94 F SL 82 F FF 94 B SL 81 B FF 92 X FF 94 3-2 2 SH5-4 2 PB 19 HR 1B		4	2	2	1	0	0	0
2 Zack Cozart, R (1, 6) OBP: 0.258, SLG: 0.368	B FF 90 F SI 90 B FF 92 B SI 91 C SI 90 F FF 93 F FF 92 B SI 91 4-2 4 G6-4-3 BB		B FF 90 S SI 90 B FF 92 C SI 92 X CU 78 2-2 19 F8 19 PB 1B			F SI 88 X FF 91 0-1 19 G4-3 4 SF9 2B		1 SAFE B FF 94 X FF 95 1-0 ① SH5-4 1-3		2	1	2	0	1	0	0
19 Joey Votto, L (1, 3) OBP: 0.475, SLG: 0.555	S FF 92 F FS 84 B FF 93 S FS 82 1-3 ① K		S SL 85 B FF 93 B CU 74 B FF 91 S SL 84 X FF 92 3-2 ② F8 1-3			X FS 81 0-0 ① G4-3 2-3		B FF 94 S FF 93 B FF 95 X FF 94 2-1 3-H HR		4	1	1	2	0	1	3
4 Brandon Phillips, R (1, 4) OBP: 0.327, SLG: 0.462	1 SAFE B SL 84 C SL 83 B SI 91 1 SAFE D FS 83 X SI 92 3-1 ②③ G6-4-3 1-2f		C SL 86 D FS 86 F SI 94 F FF 94 F FS 85 B SL 86 F FS 85 X SL 80 2-2 ③ P3			X SL 86 0-0 ② SF9 3-H		B FC 93 B FC 93 F FC 92 S FC 93 F FC 93 C FC 95 2-3 ② K		3	0	0	1	0	1	2
32 Jay Bruce, L (1, 9) OBP: 0.315, SLG: 0.456		C SI 90 F SL 82 S FF 93 0-3 ① K		B SL 80 B FS 80 B SI 89 C SI 88 F FF 89 D FS 83 4-2 21 G6-4-3 BB		F SL 82 X FS 82 0-1 ③ F8		X CH 84 0-0 E1		3	0	0	0	1	1	0
21 Todd Frazier, R (1, 5) OBP: 0.328, SLG: 0.411		B SL 83 B SI 92 B SI 92 C SI 89 B SI 92 4-1 44 WP 26 1B BB		X SI 91 0-0 ①② G6-4-3 1-2f			B SL 81 B SL 80 F SI 88 B SI 90 B SI 91 4-1 BB	B FC 94 F FC 93 T SL 82 F FC 94 X SL 82 1-2 ③ P6		2	0	0	0	2	0	2
26 Xavier Paul, L (1, 7) OBP: 0.385, SLG: 0.372 15 Derrick Robinson, S (9, 7) OBP: 0.415, SLG: 0.294		B FS 83 X SI 91 1-0 44 WP 1-2 1B		C SI 90 C SL 83 B FC 92 X FS 83 1-2 ③ G4-3			X SL 88 0-0 ① F8			3 0	0 0	1 0	0 0	0 0	0 0	1 0
39 Devin Mesoraco, R (1, 2) OBP: 0.327, SLG: 0.361		B SL 86 C FF 93 C SL 85 S FS 83 1-3 ② K			F SL 83 C SL 82 F FF 92 B FF 92 X CU 78 1-2 ① G6-3		B SL 84 1 SAFE 1 SAFE B SL 83 C FF 91 C SL 82 F FF 93 T FS 85 2-2 ② K			3	0	0	0	0	2	3
44 Mike Leake, R (1, 1) OBP: 0.192, SLG: 0.269 51 Jonathan Broxton, R (8, 1) 54 Aroldis Chapman, L (9, 1)		B SL 85 X SI 93 1-0 ③ G6-3 1-2 2-3			B SI 90 B SI 90 C FF 88 S SI 90 S SL 83 2-3 ② K		B SI 91 C SI 90 1 SAFE S SI 90 S CU 77 1-3 ③ K			3 0 0	0 0 0	0 0 0	0 0 0	0 0 0	2 0 0	3 0 0
Inning Stats	R: 1 H: 1 E: 0 LOB: 0 K: 1 BB: 1 S: 11 P: 21	R: 0 H: 1 E: 0 LOB: 2 K: 2 BB: 1 S: 9 P: 16	R: 0 H: 1 E: 0 LOB: 1 K: 0 BB: 0 S: 15 P: 24	R: 0 H: 0 E: 0 LOB: 0 K: 0 BB: 1 S: 6 P: 11	R: 0 H: 0 E: 0 LOB: 0 K: 1 BB: 0 S: 10 P: 14	R: 1 H: 1 E: 0 LOB: 0 K: 0 BB: 0 S: 6 P: 6	R: 0 H: 0 E: 0 LOB: 1 K: 2 BB: 1 S: 9 P: 16	R: 2 H: 2 E: 1 LOB: 1 K: 1 BB: 0 S: 17 P: 26		1B: 3 SF: 1 2B: 1 SAC: 1 3B: 0 DP: 2 HR: 2 HBP: 0				WP: 1 PA: 33 PB: 2 SB: 0 CS: 0		

	AB	27
	R	4
	H	6
	RBI	4
	BB	4
	SO	7
	LOB	14

PITCHER		IP	WLS	BF	H	R	ER	SO	BB	IBB	HBP	BLK	WP	HR	S	P	ERA	WHIP
30 Ubaldo Jiménez, R ERA: 5.57	(1, 1)	7.0		27	4	2	2	6	4	0	0	0	1	1	66	108	2.57	1.143
50 Nick Hagadone, L ERA: 8.71	(8, 1)	0.1	L	3	2	2	2	0	0	0	0	0	0	1	8	14	54.00	6.000
27 Bryan Shaw, R ERA: 1.8	(8, 1)	0.2		3	0	0	0	1	0	0	0	0	0	0	9	12	0.00	0.000

PITCHER		IP	WLS	BF	H	R	ER	SO	BB	IBB	HBP	BLK	WP	HR	S	P	ERA	WHIP

Batter	1	2	3	4	5	6	7	8	9	AB	R	H	RBI	BB	SO	LOB
24 Michael Bourn, L (1, 8) OBP: 0.361, SLG: 0.434	C FC 94 B SI 93 X SI 93 1-1 1B		B SI 92 S CH 84 B SL 84 X SI 92 2-1 ② L8		B CH 86 B FF 90 C FF 92 X SL 83 2-1 2-H 1B		B SI 92 B FC 93 B FF 92 B FF 94 4-0 1-2 BB		C SI 94 B FS 86 S CU 80 B FS 86 S CU 80 2-3 ① K 1-2	4	0	2	1	1	1	1
22 Jason Kipnis, L (1, 4) OBP: 0.311, SLG: 0.462	C SI 93 S SL 87 X SI 90 0-2 ① L8		C SI 95 F CU 79 D SL 86 B SL 85 B CH 84 D FF 97 4-2 BB		1 SAFE B SI 90 B SI 92 1 SAFE X SI 92 2-0 ③ G4-3		S SL 82 S SL 81 C SL 82 0-3 ② K		B CU 78 B SI 96 X SI 95 2-0 ② G4-3 2-3	4	0	0	0	1	1	5
13 Asdrúbal Cabrera, S (1, 6) OBP: 0.314, SLG: 0.426	D CU 76 C FF 93 S SL 85 S SL 85 1-3 ② K		F CU 77 C SI 92 S FC 96 0-3 ③ K			B CU 75 B SI 92 C FF 92 C FF 92 B FF 92 X SI 92 3-2 ① G3-1	F KC 74 B FF 89 B CH 81 C SI 89 S KC 76 2-3 ③ K		C CU 79 X FS 85 0-1 ③ G3-1	5	0	0	0	0	3	5
33 Nick Swisher, S (1, 3) OBP: 0.368, SLG: 0.491	C FF 94 X FF 93 0-1 ③ L8			C CU 77 X FF 92 0-1 ① G3		B FF 93 S FF 93 X CU 77 1-1 41 1B 1B		C SI 95 S FS 88 S FS 89 0-3 K 12 F8 41 G4-3 23 1B		4	1	1	0	0	1	1
41 Carlos Santana, S (1, 2) OBP: 0.397, SLG: 0.512		B FF 93 B FF 92 X FF 90 2-0 ① G4-3		B SI 93 C CH 82 C SL 85 B SI 94 B CU 78 C SI 94 3-3 ② K		F SI 92 B FF 91 F SL 86 F FF 93 X SI 93 1-2 23 FC4-6 1-2 1B		B SI 95 X SI 95 1-0 ① G4-3 1-2		4	0	1	0	0	1	1
12 Mark Reynolds, R (1, 5) OBP: 0.340, SLG: 0.503		B FC 95 C SL 85 F FF 95 B FC 95 B SL 86 D SL 85 4-2 BB		S FF 96 S FF 96 S SL 86 0-3 ③ K		C FC 95 S FF 93 X SL 87 0-2 ② L8		B CU 80 D SI 96 C FC 89 B FC 90 X FF 95 3-1 ② F8 2-3		3	0	0	0	1	1	3
23 Michael Brantley, L (1, 7) OBP: 0.354, SLG: 0.388	C FF 93 F FF 90 B FC 94 S SL 86 1-3 ② K				B CU 78 X SI 91 1-0 ① G5-3	B SI 94 X FF 93 1-0 ③ FC4-6 1-2f		B CU 78 X SI 94 1-0 11 DI 3-H 1B		4	0	1	1	0	1	3
11 Drew Stubbs, R (1, 9) OBP: 0.298, SLG: 0.378	F SL 84 B FF 95 S SL 85 1 SAFE S FC 95 1-3 ③ K				B FC 95 B SL 87 X FC 92 2-0 34 S 24 1B 1B		X CU 75 0-0 ① F7	C SI 95 B FC 91 F FC 91 X SI 95 1-2 ③ G6-3 1-2		4	1	1	0	0	1	2
34 Zach McAllister, R (1, 1) 53 Rich Hill, L (6, 1) 37 Cody Allen, R (6, 1) 9 Ryan Raburn, R (7, PH) OBP: 0.350, SLG: 0.511 27 Bryan Shaw, S (7, 1) 51 Scott Barnes, L (7, 1) 32 Matt Albers, L (8, 1) 4 Mike Aviles, R (9, PH) OBP: 0.303, SLG: 0.429			C FF 93 X FC 94 0-1 ① G3		M SL 86 D SL 86 C FC 93 S SL 84 1-3 ② K 1-2		B SL 86 C FC 93 S SL 85 F SI 93 B SL 87 B SI 91 B FC 96 4-2 24 BB BB		C SI 93 F CU 79 F FC 88 X FC 90 0-2 22 G4-3 24 DI 1B	2 0 0 0 0 0 0 0 1	0 0 0 0 0 0 0 0 0	0 0 0 0 1 0 0 0 1	0 0 0 0 0 0 0 0 0	0 0 0 0 0 0 0 0 0	1 0 0 0 0 0 0 0 0	1 0 0 0 0 0 0 0 0
Inning Stats	R: 0 E: 0 K: 1 S: 10 H: 1 LOB: 1 BB: 0 P: 12	R: 0 E: 0 K: 2 S: 9 H: 0 LOB: 1 BB: 1 P: 17	R: 0 E: 0 K: 1 S: 9 H: 0 LOB: 1 BB: 1 P: 15	R: 0 E: 0 K: 2 S: 8 H: 0 LOB: 0 BB: 0 P: 11	R: 1 E: 0 K: 1 S: 8 H: 2 LOB: 1 BB: 0 P: 16	R: 0 E: 0 K: 0 S: 13 H: 2 LOB: 2 BB: 0 P: 19	R: 0 E: 0 K: 2 S: 10 H: 0 LOB: 2 BB: 2 P: 20	R: 1 E: 0 K: 1 S: 10 H: 1 LOB: 1 BB: 0 P: 16	R: 0 E: 0 K: 1 S: 10 H: 1 LOB: 1 BB: 0 P: 14	1B: 7 2B: 0 3B: 0 HR: 0 SF: 0 SAC: 0 DP: 0 HBP: 0						

PITCHER		IP	WLS	BF	H	R	ER	SO	BB	IBB	HBP	BLK	WP	HR	S	P	ERA	WHIP
55 Mat Latos, R ERA: 3.01	(1, 1)	6.1	W	28	5	1	1	7	4	0	0	0	0	0	61	102	1.42	1.421
43 Manny Parra, L ERA: 7.36	(7, 1)	0.1	H	1	0	0	0	1	0	0	0	0	0	0	3	3	0.00	0.000
63 Sam LeCure, R ERA: 1.27	(7, 1)	0.1	H	1	0	0	0	1	0	0	0	0	0	0	3	5	0.00	0.000
31 Alfredo Simon, R ERA: 3.0	(8, 1)	2.0		9	2	1	0	2	0	0	0	0	0	0	20	30	0.00	1.000

PITCHER	IP	WLS	BF	H	R	ER	SO	BB	IBB	HBP	BLK	WP	HR	S	P	ERA	WHIP

TOP

Cleveland Indians @ Cincinnati Reds

Great American Ball Park, Cincinnati, OH

Tue May 28 2013, 7:11 PM - 10:39 PM EDT

Att. 28,812 - Partly Cloudy - 83 F

livebaseballscorecards.com

AB	35
R	2
H	7
RBI	2
BB	4
SO	11
LOB	22

1B: 7	SF: 0	WP: 0	PA: 39
2B: 0	SAC: 0	PB: 1	
3B: 0	DP: 0	SB: 1	
HR: 0	HBP: 0	CS: 0	

Cleveland Indians @ Cincinnati Reds

Great American Ball Park, Cincinnati, OH

Tue May 28 2013, 7:11 PM - 10:39 PM EDT

Att. 28,812 - Partly Cloudy - 83 F

livebaseballscorecards.com

BOTTOM

Batter	1	2	3	4	5	6	7	8	9	AB	R	H	RBI	BB	SO	LOB
17 Shin-Soo Choo, L (1, 8) OBP: 0.450, SLG: 0.532	B FF 89 C FF 90 C FF 91 F FF 92 B SL 88 X FF 91 2-2 2 1B 19 1B 2B	B FF 91 F SI 91 B CH 79 C FF 92 F FF 92 S CH 84 2-3 K ③		C CH 82 X FF 90 0-1 1-2 1B		C CU 74 F CU 73 B SI 89 F SL 82 B CU 75 B FF 88 F CU 75 F CU 74 F CU 74 4-2 F SL 82 B CU 73 2 FC5-6 BB	B SL 84 C SL 84 B SI 90 H SL 81 3-1 2 1B 1-2 2-3 HBP			3	1	2	0	1	1	0
2 Zack Cozart, R (1, 6) OBP: 0.266, SLG: 0.379	X FF 89 0-0 19 1B 26 1B 2-3 1B		C FF 89 B SL 86 X FF 91 1-1 2B	B SL 87 B CU 78 F FF 91 B CU 77 C SI 90 X FF 90 3-2 F8 ③		X FF 95 0-0 FC5-6 1-2f ②	X SI 91 0-0 1-2 2-H 3-H 1B ②			5	1	3	1	0	0	4
19 Joey Votto, L (1, 3) OBP: 0.477, SLG: 0.554	F SI 89 B FF 91 X FF 92 1-1 4 WP 26 1B 1-3 3-H 1B		D CH 79 B FF 91 S FF 90 B FF 90 B SI 91 4-1 BB		B CU 75 B CU 76 F FF 90 S SI 90 X FF 91 2-2 26 1B 4 S 1B	C KC 83 F FF 95 B FF 96 1 SAFE S KC 85 1-3 K ③	B SL 85 X SI 91 1-0 G1-3 ③			4	1	2	1	1	1	4
4 Brandon Phillips, R (1, 4) OBP: 0.333, SLG: 0.463	B FF 93 F FF 92 B FF 90 B FF 93 X FF 92 3-1 L1-3 1-2 ①		B SL 87 B FF 91 C FF 91 C CU 79 B FF 92 F CU 76 S CU 80 3-3 K ①		B CU 78 B FF 89 H SI 90 3-0 26 1B 1-2 HBP		B FC 93 F FC 93 X SL 80 1-1 39 1B 26 1B 39 E 1B	C SI 93 B SL 88 B SI 94 X SI 94 2-1 32 2B 1B		4	2	2	0	0	1	4
32 Jay Bruce, L (1, 9) OBP: 0.313, SLG: 0.455	D CU 80 S FF 92 S FF 92 B FF 93 D CU 80 F FF 94 S SI 93 3-3 K ②		B FF 92 B CU 77 X FF 91 2-0 F7 ②		B CU 80 X FF 92 1-0 L8 ①		B FC 93 F FC 93 C FC 92 B FC 94 S SL 80 2-3 K ①	F SI 93 B SI 92 X FF 93 1-1 1-H 2B		5	0	1	1	0	2	7
26 Xavier Paul, L (1, 7) OBP: 0.398, SLG: 0.389 31 Alfredo Simon, R (8, 1) OBP: 0.250, SLG: 0.250	B FF 92 B FF 93 X FF 92 2-0 2-H 3-H 1B		C CU 78 S CH 82 S SI 91 0-3 K ③		B CU 77 D CH 85 2 SAFE 1 SAFE B SI 89 X SI 88 3-0 1-2 2-3 1B ②		1 SAFE B FC 91 1 SAFE B FC 92 C FC 92 B FC 92 F FC 93 1 SAFE X FC 94 3-2 39 E 9 1B 1-2 1B	B SI 94 F SI 92 F SI 94 S CU 81 1-3 K ①		4 1	1 0	3 0	2 0	0 0	1 1	2 1
39 Devin Mesoraco, R (1, 2) OBP: 0.330, SLG: 0.364	1 SAFE B FF 91 X FF 91 1-0 F8 ③			C FF 88 F SI 91 X CU 79 0-2 17 1B 1B	B SI 92 B FF 91 2-0 L9 ③		S SL 80 D SL 81 X FC 93 1-1 E2 9 1B 15 1B 1-3 2-H 1B	C SI 94 S CU 81 F CU 80 C SI 93 0-3 K ②		5	1	2	0	0	1	4
9 Jack Hannahan, L (1, 5) OBP: 0.302, SLG: 0.292		B FF 89 X FF 90 1-0 F7 ①		C FF 90 B FF 90 1 SAFE 1 SAFE X SI 88 1-1 F9 ①		F FF 89 B FF 89 F FF 90 F FF 92 B SI 91 F CH 86 F CH 86 X FF 91 2-2 55 G4-3 2B	B FC 93 X FC 93 1-0 17 WP 15 1B 2 1B 2-3 3-H 1B	B SI 93 F FF 93 F SI 93 S CU 82 1-3 K ③		5	1	2	1	0	1	2
55 Mat Latos, R (1, 1) OBP: 0.179, SLG: 0.185 43 Manny Parra, L (7, 1) OBP: 0.500, SLG: 0.500 63 Sam LeCure, R (7, 1) 15 Derrick Robinson, S (7, PH) OBP: 0.429, SLG: 0.314 (8, 7)		F FF 89 B FF 91 F FF 91 C FF 92 1-3 K ②		B SI 89 L SI 89 F FF 90 B FF 92 S SI 91 2-3 K ②		B FF 90 C FF 90 L FF 90 X SI 93 1-2 G4-3 ① 2-3	X FC 93 0-0 17 WP 2 1B 1-2 3-H 1B			3 0 0 1	0 0 0 0	0 0 0 1	0 0 0 1	0 0 0 0	2 0 0 0	2 0 0 0
Inning Stats	R: 3 E: 0 K: 1 S: 15 H: 4 LOB: 1 BB: 0 P: 27	R: 0 E: 0 K: 2 S: 8 H: 0 LOB: 0 BB: 0 P: 12	R: 0 E: 0 K: 2 S: 11 H: 1 LOB: 2 BB: 1 P: 21	R: 0 E: 0 K: 1 S: 13 H: 2 LOB: 2 BB: 0 P: 19	R: 0 E: 0 K: 0 S: 6 H: 2 LOB: 2 BB: 0 P: 17	R: 0 E: 0 K: 1 S: 20 H: 1 LOB: 2 BB: 1 P: 28	R: 4 E: 1 K: 1 S: 15 H: 6 LOB: 2 BB: 0 P: 27	R: 1 E: 0 K: 3 S: 14 H: 2 LOB: 1 BB: 0 P: 19		1B: 14 2B: 4 3B: 0 HR: 0 SF: 0 SAC: 0 DP: 0 HBP: 2						

	AB	40
	R	8
	H	18
	RBI	7
	BB	2
	SO	11
	LOB	30

WP: 2 PA: 44
PB: 0
SB: 1
CS: 0

PITCHER		IP	WLS	BF	H	R	ER	SO	BB	IBB	HBP	BLK	WP	HR	S	P	ERA	WHIP
34 Zach McAllister, R ERA: 3.08	(1, 1)	5.1	L	27	10	3	3	6	1	0	1	0	1	0	62	108	5.06	2.062
53 Rich Hill, L ERA: 5.65	(6, 1)	0.0		1	0	0	0	0	1	0	0	0	0	0	7	11	∞	∞
37 Cody Allen, R ERA: 2.25	(6, 1)	0.2		2	0	0	0	1	0	0	0	0	0	0	4	5	0.00	0.000
27 Bryan Shaw, R ERA: 3.2	(7, 1)	0.1		6	5	4	4	1	0	0	0	0	0	0	12	20	108.00	15.000
51 Scott Barnes, L ERA: 2.35	(7, 1)	0.2		3	1	0	0	0	0	0	1	0	1	0	3	7	0.00	1.500

PITCHER		IP	WLS	BF	H	R	ER	SO	BB	IBB	HBP	BLK	WP	HR	S	P	ERA	WHIP
32 Matt Albers, R ERA: 3.86	(8, 1)	1.0		5	2	1	1	3	0	0	0	0	0	0	14	19	9.00	2.000

Batter	1	2	3	4	5	6	7	8	9	AB	R	H	RBI	BB	SO	LOB
17 Shin-Soo Choo, L (1, 8) OBP: 0.449, SLG: 0.526	C SI 91 X SL 85 0-1 ① G3		B SL 82 B SL 83 B FF 94 C SI 91 B FF 94 4-1 BB		B SL 80 C FF 94 B FF 94 X SI 90 2-1 2 1B 1B		C KC 85 B KC 84 F FF 96 F KC 84 B FF 96 S KC 86 2-3 ② K		C SL 79 B FF 90 B FF 90 C SL 78 X FF 91 2-2 ③ P5	4	0	1	0	1	1	0
2 Zack Cozart, R (1, 6) OBP: 0.266, SLG: 0.376	C FF 95 B SI 94 S SI 93 F SL 86 B FF 94 F SI 91 F FF 96 F SI 94 F FF 94 2-3 ② K S SL 86		C FF 93 1 SAFE B SI 90 B SL 82 1 SAFE S SI 90 C FF 95 2-3 ③ K		1 SAFE S FF 92 D SL 81 X SI 88 1-1 1-2 1B		C FF 97 S FF 96 B KC 86 B FF 96 C FF 96 2-3 ③ K			4	0	1	0	0	3	1
19 Joey Votto, L (1, 3) OBP: 0.474, SLG: 0.563	F FF 96 X SI 94 0-1 HR			C FF 94 B SL 84 B SL 83 B FF 95 C FF 92 S SL 81 3-3 ① K	B SL 80 F SL 79 B FF 94 C FF 92 F SL 85 B SL 82 X SL 80 3-2 ③ G3-1			F FF 91 B SL 82 C SL 81 S FF 91 1-3 ① K		4	1	1	1	0	2	2
4 Brandon Phillips, R (1, 4) OBP: 0.336, SLG: 0.463	B FF 94 S SL 84 F SI 93 S SL 87 1-3 ③ K			C SL 84 X FF 93 0-1 ② L3		C FF 90 B FF 92 C SL 85 B FF 94 X SI 92 2-2 21 HBP 32 E 26 G1-2-3 1B		X SI 90 0-0 1B		4	0	2	0	0	1	0
32 Jay Bruce, L (1, 9) OBP: 0.312, SLG: 0.449		C FF 95 C SL 83 B FF 95 X FF 95 1-2 ① G4-3		B FF 94 B SL 81 B SI 90 C SI 88 S SI 88 B SI 87 4-2 21 BB BB		X SL 81 0-0 E3 26 G1-2-3 21 HBP 1-2		B SL 82 C SL 82 C SI 90 X FF 90 1-2 ② F7		3	0	0	0	1	0	2
21 Todd Frazier, R (1, 5) OBP: 0.332, SLG: 0.406		S SI 93 F FF 93 S SL 86 0-3 ② K		D SI 93 B SI 89 C SI 89 B SI 92 B SI 88 4-1 1-2 BB		H SI 88 1-0 26 G1-2-3 1-2 2-3 HBP		C SL 83 F SI 90 B FF 92 B SL 83 X SI 91 2-2 ③ G4-3		2	0	0	0	1	1	1
26 Xavier Paul, L (1, 7) OBP: 0.393, SLG: 0.415		C FF 96 C SI 94 F FF 96 B FF 96 B SL 84 S SL 86 2-3 ③ K		S SL 84 C SL 83 B FF 93 X FF 96 1-2 ③ G1-3		B SL 80 B SL 81 S SI 86 X SI 86 2-1 ① ② G1-2-3 1-2 2-3 3-Hf			B FF 89 B FF 90 B SI 90 C FF 91 F FF 89 X FF 92 3-2 HR	4	1	1	1	0	1	5
29 Ryan Hanigan, R (1, 2) OBP: 0.270, SLG: 0.269			C SI 92 S SL 84 F SL 88 S SI 94 0-3 ① K		S FF 89 B FF 94 B SL 82 F SI 87 F FF 96 B SI 91 B FF 93 4-2 9 G3-6 BB	C SL 81 B SI 90 X SL 83 1-1 ③ F7			B FF 91 C FF 91 B SL 80 F FF 90 S FF 91 2-3 ① K	3	0	0	0	1	2	2
9 Jack Hannahan, L (1, 10) OBP: 0.281, SLG: 0.269			X FF 94 0-0 ② G4-3		X FF 92 0-0 ① ② G3-6 1-2f		C FF 96 B FF 95 B FF 95 B FF 95 X FF 96 3-1 ① G4-3		C FF 91 X FF 90 0-1 ② G4-3	4	0	0	0	0	0	1

Inning Stats										
	R: 1 E: 0 K: 2 S: 15	H: 1 LOB: 0 BB: 0 P: 18	R: 0 E: 0 K: 2 S: 10	H: 0 LOB: 0 BB: 0 P: 13	R: 0 E: 0 K: 2 S: 9	H: 0 LOB: 1 BB: 1 P: 15	R: 0 E: 0 K: 1 S: 11	H: 0 LOB: 2 BB: 2 P: 23	R: 0 E: 0 K: 0 S: 12	H: 2 LOB: 2 BB: 1 P: 22
	R: 0 E: 1 K: 0 S: 8	H: 1 LOB: 2 BB: 0 P: 14	R: 0 E: 0 K: 2 S: 9	H: 0 LOB: 0 BB: 0 P: 16	R: 0 E: 0 K: 1 S: 10	H: 1 LOB: 1 BB: 0 P: 14	R: 1 E: 0 K: 1 S: 11	H: 1 LOB: 0 BB: 0 P: 18	1B: 4 2B: 0 3B: 0 HR: 2	SF: 0 SAC: 0 DP: 2 HBP: 1

PITCHER		IP	WLS	BF	H	R	ER	SO	BB	IBB	HBP	BLK	WP	HR	S	P	ERA	WHIP
63 Justin Masterson, R ERA: 3.07	(1, 1)	6.0	W	26	4	1	1	7	4	0	1	0	0	1	65	105	1.50	1.333
37 Cody Allen, R ERA: 2.16	(7, 1)	1.0		3	0	0	0	2	0	0	0	0	0	0	9	16	0.00	0.000
38 Joe Smith, R ERA: 1.0	(8, 1)	1.0		4	1	0	0	1	0	0	0	0	0	0	10	14	0.00	1.000
52 Vinnie Pestano, R ERA: 5.54	(9, 1)	1.0		4	1	1	1	1	0	0	0	0	0	1	11	18	9.00	1.000

PITCHER	IP	WLS	BF	H	R	ER	SO	BB	IBB	HBP	BLK	WP	HR	S	P	ERA	WHIP

TOP

Cincinnati Reds @ Cleveland Indians

Progressive Field, Cleveland, OH

Wed May 29 2013, 7:07 PM - 9:56 PM EDT

Att. 18,004 - Partly Cloudy - 73 F

livebaseballscorecards.com

AB	32
R	2
H	6
RBI	2
BB	4
SO	11
LOB	14

WP: 0	PA: 37
PB: 0	
SB: 0	
CS: 0	

Batter	1	2	3	4	5	6	7	8	9	AB	R	H	RBI	BB	SO	LOB
24 Michael Bourn, L (1, 8) OBP: 0.357, SLG: 0.427	C CU 71 X CU 68 0-1 G4-3 ①		C SI 88 C SI 88 B SI 89 B CH 79 X CH 82 2-2 G1-3 ③			C SI 86 S CH 81 B FF 88 C SI 88 1-3 K ①	B SI 93 1 SAFE B FF 92 C FF 92 1 SAFE F FF 92 X CU 76 2-2 E3 22 BB 1-3 1B			4	0	1	0	0	1	0
22 Jason Kipnis, L (1, 4) OBP: 0.310, SLG: 0.455	C CH 78 B SI 87 B CH 81 F SL 75 B SI 88 X CU 72 3-2 G4-3 ②			C CU 68 X SI 87 0-1 G6-3 ①		X CH 79 0-0 B2-3 ②	T SI 93 F SI 93 D CU 80 B FF 95 D CU 78 F FC 89 B CU 75 4-2 1-2 BB			3	0	0	0	1	0	0
13 Asdrúbal Cabrera, S (1, 6) OBP: 0.317, SLG: 0.432	C SI 88 B SI 89 X CH 76 1-1 F9 ③			F CU 70 F CH 75 F SL 75 X SL 77 0-2 33 2B 2B		X CU 71 0-0 33 1B 25 HR 1B	S FF 92 B FF 93 B FC 90 F FF 93 F CU 78 S CU 77 2-3 K ②			4	2	2	0	0	1	3
33 Nick Swisher, S (1, 3) OBP: 0.371, SLG: 0.497		B SI 88 C SL 73 B SI 90 C SI 88 X SI 90 2-2 G4-3 ①		B SI 88 X CH 81 1-0 25 2B 2-H 2B		B SI 89 B SL 73 B SI 88 C CU 72 X CU 72 3-1 25 HR 1-3 1B	C SI 94 X SI 93 0-1 F7 ③			4	1	2	1	0	0	3
25 Jason Giambi, L (1, 10) OBP: 0.267, SLG: 0.431		B SL 74 S SL 77 S SI 89 B SI 89 C SI 89 2-3 K ②		C SL 75 F SL 78 F SI 88 F SI 88 B SI 89 D SL 76 F SI 90 F CU 70 X SI 90 2-2 41 CS 2-H 2B		C SI 89 B SI 87 B SL 77 X SL 78 2-1 1-H 3-H HR		F FF 93 S FF 92 B FF 93 F FF 93 B FF 93 X FF 94 2-2 P5 ①		4	1	2	3	0	1	0
41 Carlos Santana, S (1, 2) OBP: 0.399, SLG: 0.509		C SL 77 B CU 69 X SI 88 1-1 G6-3 ③		B SI 88 B SL 75 C CU 71 B SL 76 B SI 89 4-1 2-3 BB ③		C CH 79 B SL 74 C CH 78 B SI 88 X CH 78 2-2 12 FC6-4 1B		C CU 74 B FF 93 F FF 92 X FF 92 1-2 G4-3 ②		3	0	1	0	1	0	0
12 Mark Reynolds, R (1, 5) OBP: 0.338, SLG: 0.514			X SI 87 0-0 HR		B CU 71 X CU 72 1-0 G5-3 ①	D FC 90 S FF 92 X FC 89 1-1 FC6-4 1-2f ③		F FF 93 C CU 75 B FF 94 F CU 76 B CU 76 F CU 76 S FF 94 2-3 K ③		4	1	1	1	0	1	1
23 Michael Brantley, L (1, 7) OBP: 0.349, SLG: 0.382			B CH 80 C CU 72 F CH 77 X SL 74 1-2 G1-3 ①		B SI 86 S CH 78 X SI 88 1-1 G4-3 ②		B CU 77 F FC 91 B CU 77 X FF 93 2-1 G4-3 ①			3	0	0	0	0	0	0
11 Drew Stubbs, R (1, 9) OBP: 0.298, SLG: 0.373			C CH 76 S SL 75 S SL 77 0-3 K ②		F SI 88 B SI 88 X CU 70 1-1 F8 ③		B FF 95 B FF 94 B FF 93 B FF 94 4-0 24 E 24 1B BB			2	0	0	0	1	1	0
Inning Stats	R: 0 E: 0 K: 0 S: 7 H: 0 LOB: 0 BB: 0 P: 11	R: 0 E: 0 K: 1 S: 8 H: 0 LOB: 0 BB: 0 P: 13	R: 1 E: 0 K: 1 S: 10 H: 1 LOB: 0 BB: 0 P: 13	R: 1 E: 0 K: 0 S: 15 H: 3 LOB: 1 BB: 1 P: 22	R: 0 E: 0 K: 0 S: 5 H: 0 LOB: 0 BB: 0 P: 8	R: 3 E: 0 K: 1 S: 14 H: 4 LOB: 1 BB: 0 P: 23	R: 0 E: 1 K: 1 S: 14 H: 1 LOB: 3 BB: 2 P: 28	R: 0 E: 0 K: 1 S: 12 H: 0 LOB: 0 BB: 0 P: 17		1B: 4 2B: 3 3B: 0 HR: 2 SF: 0 SAC: 0 DP: 0 HBP: 0						

PITCHER	IP	WLS	BF	H	R	ER	SO	BB	IBB	HBP	BLK	WP	HR	S	P	ERA	WHIP
61 Bronson Arroyo, R (1, 1) ERA: 3.75	5.2	L	24	8	5	5	3	1	0	0	0	0	2	57	87	7.94	1.588
66 Logan Ondrusek, R (6, 1) ERA: 4.5	1.1		7	1	0	0	1	2	0	0	0	0	0	16	31	0.00	2.250
60 J.J. Hoover, R (8, 1) ERA: 3.63	1.0		3	0	0	0	1	0	0	0	0	0	0	12	17	0.00	0.000

PITCHER	IP	WLS	BF	H	R	ER	SO	BB	IBB	HBP	BLK	WP	HR	S	P	ERA	WHIP

BOTTOM

Cincinnati Reds @ Cleveland Indians

Progressive Field, Cleveland, OH

Wed May 29 2013, 7:07 PM - 9:56 PM EDT

Att. 18,004 - Partly Cloudy - 73 F

livebaseballscorecards.com

AB	31
R	5
H	9
RBI	5
BB	3
SO	5
LOB	7

Batter	1	2	3	4	5	6	7	8	9	AB	R	H	RBI	BB	SO	LOB
17 Shin-Soo Choo, L (1, 8) OBP: 0.449, SLG: 0.523	C SI 92 F SI 93 B SL 83 B SI 94 C SL 84 2-3 ① K		S SL 84 S SI 94 1 SAFE F SI 95 D SL 83 B SL 84 1 SAFE F SI 95 X SI 92 2-2 3 1B 1-2 1B		D SL 85 C SI 93 B SI 94 B SL 83 B SI 95 4-1 3 FC5-4 BB		B SI 89 B SL 89 C SI 92 B SI 89 X SI 92 3-1 ③ G4-3			3	0	1	0	1	1	0
3 Cesar Izturis, S (1, 6) OBP: 0.268, SLG: 0.200	C SI 94 X SI 94 0-1 ② G4-3		X SI 94 0-0 19 G4-6-3 1-2 2-3 1B		B CH 82 X SI 94 1-0 ③ FC5-4 1-2f			C FF 96 F FF 96 S SL 83 0-3 ① K		4	0	1	0	0	1	2
19 Joey Votto, L (1, 3) OBP: 0.466, SLG: 0.552	F SI 94 X SI 93 0-1 ③ G3-1		C SL 85 X SI 94 0-1 ② ③ G4-6-3 1-2f			X SI 92 0-0 ① F7		C SL 83 B FF 96 S FF 96 X FF 95 1-2 ② L8		4	0	0	0	0	0	3
4 Brandon Phillips, R (1, 4) OBP: 0.335, SLG: 0.464		C SI 92 B SI 93 S CH 82 X SI 94 1-2 ① G1-3		B SI 91 F SI 92 F SL 82 X CH 81 1-2 ① P2		C SI 91 B SI 93 B SI 93 X CH 83 2-1 32 1B 2B		X FF 95 0-0 ③ G6-3		4	1	1	0	0	0	0
32 Jay Bruce, L (1, 9) OBP: 0.315, SLG: 0.454		B SI 94 F SI 93 S SI 95 B SL 84 X SI 95 2-2 2B		C SL 82 S SI 92 S SL 83 0-3 ② K		X SI 93 0-0 2-H 1B			C SI 92 B CH 82 B SI 93 B SI 94 X SI 94 3-1 ① G4-3	4	0	2	1	0	1	0
21 Todd Frazier, R (1, 5) OBP: 0.325, SLG: 0.397		C CH 81 F SI 94 S SI 94 0-3 ② K		F SI 94 B SI 94 F CH 83 F SI 95 F SI 94 X SI 95 1-2 ③ L8		B SI 92 T SI 93 C SI 93 F SL 83 F SI 93 C SI 93 1-3 ② K			X SI 93 0-0 ② F8	4	0	0	0	0	2	2
39 Devin Mesoraco, R (1, 10) OBP: 0.327, SLG: 0.370		X SI 94 0-0 ③ F9			B SI 92 X SI 92 1-0 29 G6-3 2B	C CH 81 B CH 81 F SI 94 D SL 83 B CH 80 X SI 93 3-2 ③ G5-3			B SI 94 S SI 93 S CU 83 B SI 95 F SI 95 S CU 83 2-3 ③ K	4	0	1	0	0	1	2
15 Derrick Robinson, S (1, 7) OBP: 0.444, SLG: 0.342			C SI 92 X SI 91 0-1 3 1B 17 1B 1B		F SI 92 S CH 79 C SI 94 0-3 ① K		X SI 88 0-0 29 G5-4-3 1B			3	0	2	0	0	1	1
29 Ryan Hanigan, R (1, 2) OBP: 0.261, SLG: 0.259			C SI 92 D SI 93 1 SAFE B CH 81 F SI 94 1 SAFE X SI 94 2-2 ① F9		C CH 79 F SI 94 D SL 83 X SI 94 1-2 ② G6-3 2-3		X SI 89 0-0 ① ② G5-4-3 1-2f			3	0	0	0	0	0	3
Inning Stats	R: 0 E: 0 K: 1 S: 7 H: 0 LOB: 0 BB: 0 P: 9	R: 0 E: 0 K: 1 S: 10 H: 1 LOB: 1 BB: 0 P: 13	R: 0 E: 0 K: 0 S: 13 H: 3 LOB: 2 BB: 0 P: 17	R: 0 E: 0 K: 1 S: 11 H: 0 LOB: 0 BB: 0 P: 13	R: 0 E: 0 K: 1 S: 9 H: 1 LOB: 2 BB: 1 P: 16	R: 1 E: 0 K: 1 S: 12 H: 2 LOB: 1 BB: 0 P: 18	R: 0 E: 0 K: 0 S: 4 H: 1 LOB: 0 BB: 0 P: 7	R: 0 E: 0 K: 1 S: 7 H: 0 LOB: 0 BB: 0 P: 8	R: 0 E: 0 K: 1 S: 7 H: 0 LOB: 0 BB: 0 P: 12	1B: 5 2B: 3 3B: 0 HR: 0 SF: 0 SAC: 0 DP: 2 HBP: 0						

PITCHER		IP	WLS	BF	H	R	ER	SO	BB	IBB	HBP	BLK	WP	HR	S	P	ERA	WHIP
26 Scott Kazmir, L ERA: 5.13	(1, 1)	7.0	W	28	8	1	1	5	1	0	0	0	0	0	66	93	1.29	1.286
50 Nick Hagadone, L ERA: 7.94	(8, 1)	1.0		3	0	0	0	1	0	0	0	0	0	0	7	8	0.00	0.000
32 Matt Albers, R ERA: 3.63	(9, 1)	1.0		3	0	0	0	1	0	0	0	0	0	0	7	12	0.00	0.000

PITCHER	IP	WLS	BF	H	R	ER	SO	BB	IBB	HBP	BLK	WP	HR	S	P	ERA	WHIP

TOP

Cincinnati Reds @ Cleveland Indians

Progressive Field, Cleveland, OH

Thu May 30 2013, 7:07 PM - 10:00 PM EDT

Att. 18,364 - Clear - 89 F

livebaseballscorecards.com

AB	33
R	1
H	8
RBI	1
BB	1
SO	7
LOB	13

Cincinnati Reds @ Cleveland Indians

Progressive Field, Cleveland, OH

Thu May 30 2013, 7:07 PM - 10:00 PM EDT

Att. 18,364 - Clear - 89 F

livebaseballscorecards.com

BOTTOM

Batter	1	2	3	4	5	6	7	8	9	AB	R	H	RBI	BB	SO	LOB
24 Michael Bourn, L (1, 8) OBP: 0.359, SLG: 0.434	B FF 92 B SI 92 C FF 93 X SI 92 2-1 ① G3		C SI 95 B FF 94 B SI 94 B FF 94 X FF 95 3-1 ② F7	B SI 95 X SI 95 1-0 22 1B 2-H 3-H 2B		F SI 96 C FS 86 X FC 90 0-2 1B		C SL 84 F FF 94 B SL 83 S SL 83 1-3 ② K		5	1	2	2	0	1	3
22 Jason Kipnis, L (1, 4) OBP: 0.307, SLG: 0.448	B KC 78 B KC 78 C FF 93 X FF 92 2-1 ② G4-3		C KC 80 S CH 86 B SI 96 S CH 87 1-3 ③ K	F SI 94 S CH 87 F CH 87 F SI 95 D CH 88 X CH 87 1-2 13 2B 2-H 1B		F SI 95 F FS 86 B FS 83 X CU 75 1-2 ② F7		C SL 82 F SL 83 B FF 95 C FF 95 1-3 ③ K		5	1	1	1	0	2	4
13 Asdrúbal Cabrera, S (1, 6) OBP: 0.321, SLG: 0.436 4 Mike Aviles, R (9, 6) OBP: 0.303, SLG: 0.429	S SI 93 B CH 87 B CH 86 F KC 80 X KC 83 2-2 ③ F7			# KC 78 1-1 # CH 86 41 1B 23 1B HBP 1-0 1-H 2B		B SI 95 X SI 95 1-0 ③ F7				3 0	1 0	1 0	1 0	0 0	0 0	1 0
33 Nick Swisher, S (1, 3) OBP: 0.363, SLG: 0.486		C FF 94 B FF 93 X KC 80 1-1 ① F7		C FF 92 C SI 92 C FF 93 0-3 ③ K B CU 78 F FF 96 D FS 89 X FC 91 2-1 F8			B FF 92 F FF 93 S CH 87 X FF 93 1-2 ① G4-3			4	0	0	0	0	1	2
41 Carlos Santana, S (1, 10) OBP: 0.396, SLG: 0.503		C FF 94 F FF 93 F FF 93 S FF 95 0-3 ② K	B SI 92 1 SAFE B FF 92 C KC 78 X SI 94 2-1 23 1B 10 1B 1-2 1B	B FC 90 B CU 78 F FF 96 C CU 77 S FS 86 2-3 ① K		C CU 74 F FF 94 F FF 92 B FF 94 B CH 89 S FF 95 2-3 ② K			4	1	1	0	0	3	0
12 Mark Reynolds, R (1, 5) OBP: 0.337, SLG: 0.508		C FF 95 C FF 95 B SL 86 T FF 95 1-2 ③ K	B SL 86 C FF 94 S FF 94 F SI 95 S SL 88 1-3 ② K	S FF 96 S FC 91 F FC 90 B CU 82 X FC 91 1-2 ② G3-1		F FF 94 B FF 94 B FF 94 F FF 95 X FF 94 2-2 1B				4	0	1	0	0	2	2
23 Michael Brantley, L (1, 7) OBP: 0.352, SLG: 0.381			C FF 93 B FF 92 C FF 93 B FF 93 X FF 93 2-2 ① G5-3	F CH 87 F FF 94 X CH 88 0-2 9 S 10 1B 9 2B 1-3 2-H 1B	C SI 95 B FF 95 F FS 88 B FC 90 F FS 87 F FC 90 B FF 96 F SI 96 B FF 95 4-2 BB		D CU 74 C FF 93 B FF 92 C FF 93 F FF 94 B FF 93 X FF 94 3-2 ③ G3			3	1	1	1	1	0	1
10 Yan Gomes, R (1, 2) OBP: 0.333, SLG: 0.638			C FF 94 C FF 93 X FF 94 0-2 9 BB 1B	C SI 93 X FF 92 0-1 9 2B 24 2B 1-2 3-H 1B	C FC 90 F FC 89 B FF 96 B FS 86 X FC 90 2-2 ③ F7			X FF 94 0-0 1B		4	1	3	1	0	0	1
9 Ryan Raburn, R (1, 9) OBP: 0.362, SLG: 0.526 11 Drew Stubbs, R (5, 9) OBP: 0.295, SLG: 0.369			B FF 92 F FF 93 B SL 86 B FF 93 B FF 95 4-1 1-2 BB	B SL 88 S SL 89 B SL 87 X SL 89 2-1 24 2B 1-3 2-H 2B		C FF 94 B FF 95 B SI 96 F FF 95 B CU 77 S SI 96 3-3 ① K		C FF 94 X SL 83 0-1 ① F9		1 2	1 0	1 0	1 0	1 0	0 1	0 1
Inning Stats	R: 0 E: 0 K: 0 S: 7 H: 0 LOB: 0 BB: 0 P: 13	R: 0 E: 0 K: 2 S: 9 H: 0 LOB: 0 BB: 0 P: 11	R: 0 E: 0 K: 1 S: 12 H: 1 LOB: 2 BB: 1 P: 22	R: 7 E: 0 K: 2 S: 26 H: 7 LOB: 1 BB: 0 P: 37	R: 0 E: 0 K: 1 S: 15 H: 0 LOB: 1 BB: 1 P: 24	R: 0 E: 0 K: 1 S: 10 H: 1 LOB: 1 BB: 0 P: 15	R: 0 E: 0 K: 1 S: 14 H: 1 LOB: 1 BB: 0 P: 22	R: 0 E: 0 K: 2 S: 9 H: 1 LOB: 1 BB: 0 P: 11		1B: 8 2B: 3 3B: 0 HR: 0 SF: 0 SAC: 0 DP: 0 HBP: 1						

AB	35
R	7
H	11
RBI	7
BB	2
SO	10
LOB	15

WP: 0 PA: 38
PB: 0
SB: 1
CS: 0

PITCHER		IP	WLS	BF	H	R	ER	SO	BB	IBB	HBP	BLK	WP	HR	S	P	ERA	WHIP
34 Homer Bailey, R ERA: 3.84	(1, 1)	3.2	L	20	7	7	7	5	1	0	1	0	0	0	51	77	17.18	2.182
31 Alfredo Simon, R ERA: 2.73	(4, 1)	2.1		10	2	0	0	2	1	0	0	0	0	0	28	45	0.00	1.286
60 J.J. Hoover, R ERA: 3.47	(7, 1)	1.0		4	1	0	0	1	0	0	0	0	0	0	14	22	0.00	1.000
43 Manny Parra, L ERA: 6.48	(8, 1)	1.0		4	1	0	0	2	0	0	0	0	0	0	9	11	0.00	1.000

PITCHER	IP	WLS	BF	H	R	ER	SO	BB	IBB	HBP	BLK	WP	HR	S	P	ERA	WHIP

Batter	1	2	3	4	5	6	7	8	9	AB	R	H	RBI	BB	SO	LOB
18 Ben Zobrist, S (1, 4) OBP: 0.348, SLG: 0.369	C SI 93 C SI 94 X SI 94 0-2 ① F9		C SI 91 B SI 91 D CH 83 F SI 91 S SL 85 2-3 ② K		X SI 91 0-0 ① G3		S SL 82 B SL 83 B FF 95 C FF 95 X FF 94 2-2 1B		B SI 90 F SI 90 X CU 73 1-1 5 1B 1-3 3-H 1B	5	0	2	1	0	1	1
20 Matt Joyce, L (1, 9) OBP: 0.345, SLG: 0.520 1 Sean Rodríguez, R (9, PH) OBP: 0.343, SLG: 0.435 (9, 7)	C SI 94 F SL 92 B FF 93 S SL 90 1-3 ② K		1 SAFE B SI 92 B SL 83 B SI 92 C SI 91 X SI 92 3-1 1-H HR		B SI 92 C CU 81 F SI 93 B CU 80 F FF 94 X CU 81 2-2 ② G5-3		C FF 94 1 SAFE D SL 83 B FF 94 1 SAFE B FF 93 F FF 94 X FF 93 3-2 ③ F9		B SI 89 C SI 89 C CU 74 S SI 90 1-3 ① K	4 1	1 0	1 0	2 0	0 0	1 1	1 2
2 Kelly Johnson, L (1, 7) OBP: 0.352, SLG: 0.541 5 Sam Fuld, L (8, 7) OBP: 0.263, SLG: 0.203 (9, 9)	B SI 94 F SL 91 F CH 85 S CU 84 1-3 ③ K		F SL 85 B SI 91 F SL 85 B SI 92 B SL 87 F SL 85 B SI 92 4-2 3 2B BB		B CU 81 B CU 79 B FF 92 B SI 92 4-0 BB			C FC 94 C CH 82 C FF 92 0-3 ① K	B SI 88 C FF 89 X CU 74 1-1 1-2 3-H 1B	2 1	1 0	0 1	0 1	2 0	2 0	0 0
3 Evan Longoria, R (1, 5) OBP: 0.366, SLG: 0.526		F SI 92 F SI 92 S CU 83 0-3 ① K	C SI 91 X SI 92 0-1 21 HR 1-H 2B		D CU 81 1 SAFE D SI 92 X SI 93 2-0 ③ G5-3			B FC 96 C CH 82 B SL 83 X FC 95 2-1 ② F8	C SI 90 S CU 74 F CU 74 B SI 90 C SI 89 1-3 ② K	5	1	1	1	0	2	3
21 James Loney, L (1, 3) OBP: 0.392, SLG: 0.531		C SI 93 X SI 95 0-1 ② F7	B SL 86 X FF 91 1-0 2-H HR			F FF 94 B SL 83 B SL 82 F FF 94 B FF 94 F FF 95 X FF 94 3-2 ① F8		B FC 95 C FC 95 B CH 82 X FC 95 2-1 HR	C SI 89 S CU 74 C CU 72 0-3 ③ K	5	2	2	3	0	1	2
30 Luke Scott, L (1, 10) OBP: 0.383, SLG: 0.405		B SI 92 C SI 92 B SI 93 B CH 84 B SI 93 4-1 BB	C SI 91 C SL 87 F SL 86 S SL 87 0-3 ③ K			F FF 95 S SL 84 B FF 94 B SL 83 B FF 94 C FF 94 3-3 ② K		X FC 95 0-0 ③ L7		3	0	0	0	1	2	0
8 Desmond Jennings, R (1, 8) OBP: 0.323, SLG: 0.415		B SI 92 T SI 93 X SL 90 1-1 ③ L4		F SI 92 C CU 81 F SI 92 F CU 80 X SI 93 0-2 ① G5-3		S FF 94 X FF 94 0-1 ③ F9			B SI 88 C SI 88 B CU 74 F FF 88 X CU 73 2-2 59 2B 11 1B 1B	4	1	1	0	0	0	1
59 Jose Lobaton, S (1, 2) OBP: 0.316, SLG: 0.389			B SI 90 X SI 91 1-0 ① G6-3	X SI 93 0-0 ② G3			B FF 93 B FF 94 X FF 94 2-0 ① G4-3		S SI 88 X SI 89 0-1 11 1B 18 1B 1-3 2B	4	1	1	0	0	0	0
11 Yunel Escobar, R (1, 6) OBP: 0.290, SLG: 0.363			C SI 91 F SL 86 X SL 86 0-2 20 HR 1B	X SI 93 0-0 ③ G4-3			B FF 94 F FF 94 B SL 83 X FF 94 2-1 ② F9		F SI 90 F SI 90 F SI 90 B CH 84 B CU 75 X SI 90 2-2 18 1B 5 1B 2-3 3-H 1B	4	2	2	1	0	0	0
Inning Stats	R: 0 E: 0 K: 2 S: 9 H: 0 LOB: 0 BB: 0 P: 11	R: 0 E: 0 K: 1 S: 8 H: 0 LOB: 1 BB: 1 P: 13	R: 5 E: 0 K: 2 S: 19 H: 4 LOB: 0 BB: 1 P: 30	R: 0 E: 0 K: 0 S: 7 H: 0 LOB: 0 BB: 0 P: 7	R: 0 E: 0 K: 0 S: 6 H: 0 LOB: 1 BB: 1 P: 14	R: 0 E: 0 K: 1 S: 9 H: 0 LOB: 0 BB: 0 P: 15	R: 0 E: 0 K: 0 S: 9 H: 1 LOB: 1 BB: 0 P: 18	R: 1 E: 0 K: 1 S: 8 H: 1 LOB: 0 BB: 0 P: 12	R: 3 E: 0 K: 3 S: 23 H: 5 LOB: 2 BB: 0 P: 31	1B: 6 2B: 2 3B: 0 HR: 3 SF: 0 SAC: 0 DP: 0 HBP: 0						

PITCHER	IP	WLS	BF	H	R	ER	SO	BB	IBB	HBP	BLK	WP	HR	S	P	ERA	WHIP
28 Corey Kluber, R (1, 1) ERA: 4.36	2.0		7	0	0	0	3	1	0	0	0	0	0	17	24	0.00	0.500
51 Scott Barnes, L (3, 1) ERA: 7.27	1.0	L	8	4	5	5	2	1	0	0	0	0	2	19	30	45.00	5.000
32 Matt Albers, R (4, 1) ERA: 3.26	2.0		7	0	0	0	0	1	0	0	0	0	0	13	21	0.00	0.500
50 Nick Hagadone, L (6, 1) ERA: 6.75	2.0		7	1	0	0	1	0	0	0	0	0	0	18	33	0.00	0.500
27 Bryan Shaw, R (8, 1) ERA: 3.42	1.0		4	1	1	1	1	0	0	0	0	0	1	8	12	9.00	1.000

PITCHER	IP	WLS	BF	H	R	ER	SO	BB	IBB	HBP	BLK	WP	HR	S	P	ERA	WHIP
53 Rich Hill, L (9, 1) ERA: 7.04	1.0		8	5	3	3	3	0	0	0	0	0	0	23	31	27.00	5.000

TOP

Tampa Bay Rays @ Cleveland Indians

Progressive Field, Cleveland, OH

Fri May 31 2013, 9:04 PM - 2:54 AM EDT

Att. 29,603 - Overcast - 70 F

livebaseballscorecards.com

AB	38
R	9
H	11
RBI	9
BB	3
SO	10
LOB	10

Tampa Bay Rays @ Cleveland Indians

Progressive Field, Cleveland, OH

Fri May 31 2013, 9:04 PM - 2:54 AM EDT

Att. 29,603 - Overcast - 70 F

livebaseballscorecards.com

BOTTOM

Batter	1	2	3	4	5	6	7	8	9	AB	R	H	RBI	BB	SO	LOB
24 Michael Bourn, L (1, 8) OBP: 0.356, SLG: 0.424	C FF 92 B SI 94 B FF 94 X FF 93 2-1 ① F7			C FC 88 B FC 89 C CU 78 F FC 89 B CU 79 T FC 89 2-2 ① K		B SL 77 B FF 93 B FF 94 B FF 93 4-0 4 CS BB		C FF 92 C FF 91 S SL 86 0-3 ③ K		3	0	0	0	1	2	1
4 Mike Aviles, R (1, 4) OBP: 0.291, SLG: 0.411	B FF 94 F FF 94 B KC 80 F FF 94 S CH 85 2-3 ② K			B SL 80 X FC 88 1-0 ② P4		1 SAFE B SL 78 C FF 92 S FS 79 1 SAFE B FS 78 F FS 78 B FS 80 S FS 78 3-3 ①② K 1-2			B CH 87 C CU 68 X CH 81 1-1 ① L7	4	0	0	0	0	2	1
13 Asdrúbal Cabrera, S (1, 6) OBP: 0.315, SLG: 0.427	B FF 93 X CH 86 1-0 ③ F9			B SI 91 B CH 84 C FC 89 F FC 90 B CU 80 F FC 88 F FC 88 T FC 88 3-2 ③ K		C SL 78 X FF 96 0-1 ③ P3			X SI 88 0-0 ② F8	4	0	0	0	0	1	0
33 Nick Swisher, S (1, 3) OBP: 0.361, SLG: 0.477		S SI 90 B FC 88 S FC 88 S CU 78 1-3 ① K			B CU 77 B FC 87 F FC 87 B SI 88 B FC 87 4-1 10 WP 12 1B 10 SF8 BB		B FF 91 F FF 92 S CU 70 C FF 91 1-3 ① K		B SI 89 F CH 82 X CH 82 1-1 ③ G5-3	3	1	0	0	1	2	0
12 Mark Reynolds, R (1, 5) OBP: 0.336, SLG: 0.505		B CU 76 X FC 88 1-0 ② G1-3			1 SAFE 1 SAFE C FC 90 X CU 78 0-1 10 WP 9 2B 1B 1-2		F FF 92 B FF 92 B CU 68 B FF 90 F FF 92 F FF 92 F FF 93 X CU 72 3-2 ② F7			3	1	1	0	0	0	0
41 Carlos Santana, S (1, 10) OBP: 0.390, SLG: 0.494		C SI 91 X CH 83 0-1 ③ L7			X FF 94 0-0 ① F9		B FF 91 B FF 91 C FF 93 X FF 91 2-1 ③ G4-3			3	0	0	0	0	0	2
10 Yan Gomes, R (1, 2) OBP: 0.320, SLG: 0.620			C FC 88 T SL 82 B CU 78 S CU 78 1-3 ① K2-3		D SL 81 C SL 80 B FF 96 B FF 96 X FF 95 3-1 ② SF8 1-2 2-H			F FF 90 B CH 83 X FF 92 1-1 ① P4		2	0	0	1	0	1	0
9 Ryan Raburn, R (1, 7) OBP: 0.361, SLG: 0.531			C SI 89 S FC 87 X CU 78 0-2 ② G5-3		S SL 81 B SL 82 S SL 80 X SL 80 1-2 2-H 2B			C CU 69 B FF 90 C CH 83 B CU 70 X FF 91 2-2 ② G5-3		3	0	1	1	0	0	0
11 Drew Stubbs, R (1, 9) OBP: 0.296, SLG: 0.365			B FC 87 X FC 87 1-0 ③ G1-3		C FF 95 X FS 80 0-1 ③ G6-3			F FF 91 C CH 83 B CU 70 F CH 82 B FF 92 B FF 92 B FF 92 4-2 BB		2	0	0	0	1	0	1
Inning Stats	R: 0 H: 0 E: 0 LOB: 0 K: 1 BB: 0 S: 6 P: 11	R: 0 H: 0 E: 0 LOB: 0 K: 1 BB: 0 S: 6 P: 8	R: 0 H: 0 E: 0 LOB: 0 K: 1 BB: 0 S: 7 P: 9	R: 0 H: 0 E: 0 LOB: 0 K: 2 BB: 0 S: 10 P: 16	R: 2 H: 2 E: 0 LOB: 1 K: 0 BB: 1 S: 11 P: 19	R: 0 H: 0 E: 0 LOB: 0 K: 1 BB: 1 S: 6 P: 13	R: 0 H: 0 E: 0 LOB: 0 K: 1 BB: 0 S: 10 P: 16	R: 0 H: 0 E: 0 LOB: 1 K: 1 BB: 1 S: 11 P: 18	R: 0 H: 0 E: 0 LOB: 0 K: 0 BB: 0 S: 5 P: 7	1B: 1 SF: 1 2B: 2 SAC: 0 3B: 0 DP: 1 HR: 0 HBP: 0						

	AB	27
	R	2
	H	2
	RBI	2
	BB	3
	SO	8
	LOB	5

	WP: 1	PA: 31
	PB: 0	
	SB: 0	
	CS: 1	

PITCHER		IP	WLS	BF	H	R	ER	SO	BB	IBB	HBP	BLK	WP	HR	S	P	ERA	WHIP
55 Matt Moore, L ERA: 2.18	(1, 1)	1.0		3	0	0	0	1	0	0	0	0	0	0	6	11	0.00	0.000
35 Jamey Wright, R ERA: 3.81	(2, 1)	3.0	W	11	1	2	2	4	1	0	0	0	0	0	26	40	6.00	0.667
52 Josh Lueke, R ERA: 3.72	(5, 1)	2.0		7	1	0	0	1	1	0	0	0	1	0	14	25	0.00	1.000
27 Cesár Ramos, L ERA: 4.43	(7, 1)	3.0	S	10	0	0	0	2	1	0	0	0	0	0	26	41	0.00	0.333

PITCHER		IP	WLS	BF	H	R	ER	SO	BB	IBB	HBP	BLK	WP	HR	S	P	ERA	WHIP

Tampa Bay Rays @ Cleveland Indians

Progressive Field, Cleveland, OH

Sat Jun 01 2013, 1:08 PM - 3:56 PM EDT

Att. 22,748 - Cloudy - 81 F

TOP

livebaseballscorecards.com

Batter	1	2	3	4	5	6	7	8	9	AB	R	H	RBI	BB	SO	LOB
20 Matt Joyce, L (1, 9) OBP: 0.343, SLG: 0.510	B FF 91 B FF 89 C FF 90 B FF 91 B FF 91 4-1 BB		B FS 81 S FS 83 B FF 87 F SI 92 C FS 84 2-3 ② K			D FS 80 F FF 92 S FS 84 F FS 85 X FF 92 1-2 ① F8		C FS 82 F SL 84 F FF 92 S FS 82 0-3 ③ K		3	0	0	0	1	2	1
2 Kelly Johnson, L (1, 7) OBP: 0.344, SLG: 0.528	C FF 93 1 SAFE F FS 84 1 SAFE X FF 92 0-2 ① F8		C SL 84 C FS 84 B FF 93 B FF 93 B FS 84 X SL 85 3-2 ③ F7			X SL 83 0-0 ② F9			F SI 92 S SL 79 B FF 92 S SL 81 1-3 ① K	4	0	0	0	0	1	2
3 Evan Longoria, R (1, 5) OBP: 0.360, SLG: 0.516	B FF 93 B SL 86 C FF 93 1 SAFE C FF 93 X FF 94 2-2 ② F9			C FS 83 X FF 90 0-1 ① F8		S FF 91 S FS 84 B FF 93 D C CU 77 2-3 ③ K			C FF 93 B FF 91 B FF 92 X FF 92 2-1 ② P4	4	0	0	0	0	1	2
21 James Loney, L (1, 3) OBP: 0.389, SLG: 0.522	C SL 86 X SI 93 0-1 ③ L7			C FS 80 F SL 84 X FF 92 0-2 ② G1-3			C FS 81 F FS 82 X FF 92 0-2 ① G4-3		B SL 80 C FF 92 F SL 80 F SL 80 B FF 92 F FF 92 F SL 82 B SL 78 B FF 92 4-2 8 DI BB	3	0	0	0	1	0	1
8 Desmond Jennings, R (1, 8) OBP: 0.322, SLG: 0.417		X SI 91 0-0 ① G5-3		B FF 90 C FF 90 B SL 80 F SI 92 X FS 83 2-2 ③ G6-3			B FS 83 C SL 81 B FS 83 F FF 91 F FF 94 X CU 77 2-2 2B			B FF 92 B FF 91 C FF 91 T FF 92 B FF 92 X FF 92 3-2 ③ F7 1-2	4	0	1	0	0	0	1
30 Luke Scott, L (1, 10) OBP: 0.381, SLG: 0.403		X FF 90 0-0 19 FC5-4 1B			B FS 85 B FS 82 F FF 91 F SI 92 F FF 92 S FS 85 2-3 ① K		F SI 92 S FS 83 B FF 92 D FS 81 T SI 93 2-2 ② K			3	0	1	0	0	2	1
19 Ryan Roberts, R (1, 4) OBP: 0.276, SLG: 0.348		B SL 85 X SI 92 1-0 ② FC5-4 1-2f			B SI 91 C SL 82 B FS 83 C SI 91 F FF 94 S FS 84 2-3 ② K		S SL 85 T SL 83 X FF 94 0-2 ③ F8			3	0	0	0	0	1	2
28 José Molina, R (1, 2) OBP: 0.282, SLG: 0.344		B FF 94 B FF 92 S F FF 93 S FS 85 2-3 ③ K			C SI 90 X SI 92 0-1 ③ G6-3			C SI 90 B SI 92 X SI 90 1-1 11 G5-4-3 1B		3	0	1	0	0	1	1
11 Yunel Escobar, R (1, 6) OBP: 0.291, SLG: 0.362			B SL 83 F FF 90 B FF 91 B SI 90 X FF 91 3-1 ① L9			B FF 88 C FF 89 B FS 83 B SL 81 C FF 88 X FF 89 3-2 1B		B SL 84 B SI 90 X SI 90 2-0 ①② G5-4-3 1-2f		3	0	1	0	0	0	1
Inning Stats	R: 0 E: 0 K: 0 S: 9 H: 0 LOB: 1 BB: 1 P: 15	R: 0 E: 1 K: 1 S: 6 H: 1 LOB: 1 BB: 0 P: 9	R: 0 E: 0 K: 1 S: 8 H: 0 LOB: 0 BB: 0 P: 16	R: 0 E: 0 K: 0 S: 8 H: 0 LOB: 0 BB: 0 P: 10	R: 0 E: 0 K: 2 S: 10 H: 0 LOB: 0 BB: 0 P: 14	R: 0 E: 0 K: 1 S: 11 H: 1 LOB: 1 BB: 0 P: 17	R: 0 E: 0 K: 1 S: 13 H: 1 LOB: 1 BB: 0 P: 17	R: 0 E: 0 K: 1 S: 7 H: 1 LOB: 0 BB: 0 P: 10	R: 0 E: 0 K: 1 S: 13 H: 0 LOB: 1 BB: 1 P: 23	1B: 3 2B: 1 3B: 0 HR: 0 SF: 0 SAC: 0 DP: 1 HBP: 0						

	AB	30
	R	0
	H	4
	RBI	0
	BB	2
	SO	8
	LOB	12

WP: 0 PA: 32
PB: 0
SB: 0
CS: 0

PITCHER		IP	WLS	BF	H	R	ER	SO	BB	IBB	HBP	BLK	WP	HR	S	P	ERA	WHIP
30 Ubaldo Jiménez, R ERA: 4.83	(1, 1)	8.0	W	28	4	0	0	7	1	0	0	0	0	0	72	108	0.00	0.625
52 Vinnie Pestano, R ERA: 5.14	(9, 1)	1.0		4	0	0	0	1	1	0	0	0	0	0	13	23	0.00	1.000

PITCHER	IP	WLS	BF	H	R	ER	SO	BB	IBB	HBP	BLK	WP	HR	S	P	ERA	WHIP

Tampa Bay Rays @ Cleveland Indians

Progressive Field, Cleveland, OH

Sat Jun 01 2013, 1:08 PM - 3:56 PM EDT

Att. 22,748 - Cloudy - 81 F

livebaseballscorecards.com

BOTTOM

Batter	1	2	3	4	5	6	7	8	9	AB	R	H	RBI	BB	SO	LOB
24 Michael Bourn, L (1, 8) OBP: 0.345, SLG: 0.411	C FF 94 B SI 95 B FF 94 X SI 95 2-1 L9 ①		X FF 94 0-0 G6-3 ①	C FF 93 B FF 95 B FF 95 S CH 82 S CH 85 2-3 K ③ 1-2		X SI 93 0-0 G3 ② 2-3				4	0	0	0	0	1	2
22 Jason Kipnis, L (1, 4) OBP: 0.311, SLG: 0.454	C FF 95 X CH 86 0-1 G4-3 ②		C FF 95 I FF 97 F SL 86 B SL 88 B CH 86 F SL 87 X CH 83 2-2 13 G3 25 1B 2B		B FF 94 C FF 92 B CH 84 X CH 83 2-1 13 HR 1B	C CH 84 B SI 93 F SI 94 S FF 95 1-3 K ③				4	2	2	0	0	1	1
13 Asdrúbal Cabrera, S (1, 6) OBP: 0.314, SLG: 0.438	C CH 84 S FF 97 B FF 98 B CH 86 X SL 88 2-2 F8 ③		F FF 96 F CH 84 X FF 98 0-2 G3 ② 2-3		F FF 94 X CH 84 0-1 1-H HR		B FF 92 B SI 92 S CH 84 B SI 93 S FF 94 F CH 84 S FF 94 3-3 K ①			4	1	1	2	0	1	1
33 Nick Swisher, S (1, 3) OBP: 0.368, SLG: 0.478		F FF 96 B FF 96 S CH 84 F FF 97 B FF 96 B SL 87 F CH 85 B CH 84 4-2 25 HR BB	B FF 97 S SL 87 B FF 97 F CH 86 F FF 98 B SL 89 B SL 86 4-2 25 1B BB		B FF 95 B FF 94 B FF 93 X FF 93 3-0 1B		B SI 94 S CH 86 X FF 94 1-1 G5-3 ②			2	1	1	0	2	0	0
25 Jason Giambi, L (1, 10) OBP: 0.278, SLG: 0.478		C SL 85 B FF 97 B FF 96 X CH 84 2-1 1-H HR	C SL 87 B FF 98 B FF 96 X SI 96 2-1 1-3 3-H 1B		B SI 90 S SI 93 F FF 92 S SI 92 1-3 K ①		F CH 86 F FC 90 B SI 94 B SI 93 S CH 87 2-3 K ③			4	1	2	3	0	2	1
41 Carlos Santana, S (1, 2) OBP: 0.383, SLG: 0.483		B FF 96 F FF 96 C FF 96 X SL 87 1-2 G4-3 ①	C CH 84 F SL 88 F SL 88 B SI 98 B FF 99 F SL 87 S FF 96 2-3 K ③		C SI 90 B SI 93 S CH 83 B FF 94 X FF 93 2-2 L7 ②			X SI 91 0-0 P4 ①		4	0	0	0	0	1	3
23 Michael Brantley, L (1, 7) OBP: 0.350, SLG: 0.376		B SI 96 X FF 96 1-0 L7 ②		C FF 94 B FF 96 X FF 96 1-1 G4-3 ①	X SI 92 0-0 F9 ③			B FF 93 B CH 84 C SI 92 B CH 84 B FF 92 4-1 4 G1 BB		3	0	0	0	1	0	1
4 Mike Aviles, R (1, 5) OBP: 0.308, SLG: 0.429		B SI 97 B SL 84 C SI 94 X FF 97 2-1 1B		B SL 85 F FF 96 B FF 96 B SL 84 B SI 94 4-1 24 S BB		C FF 91 F SI 92 F CH 83 B FF 93 X CH 82 1-2 24 G3 2B		X SI 92 0-0 G1 ② 1-2		3	0	2	0	1	0	1
11 Drew Stubbs, R (1, 9) OBP: 0.289, SLG: 0.356		S SI 94 1 SAFE B FF 95 S SL 86 S SL 87 1-3 K ③		1 SAFE L SL 83 B SL 82 C SL 82 B FF 96 1 SAFE S SL 85 2-3 K ②		F SI 92 S CH 84 F FC 83 C FF 93 0-3 K ①		F CH 85 F FF 93 F FC 83 B SI 92 B FF 93 S CH 84 2-3 K ③		4	0	0	0	0	4	4
Inning Stats	R: 0 E: 0 K: 0 S: 7 H: 0 LOB: 0 BB: 0 P: 11	R: 2 E: 0 K: 1 S: 15 H: 2 LOB: 1 BB: 1 P: 26	R: 1 E: 0 K: 1 S: 19 H: 2 LOB: 2 BB: 1 P: 29	R: 0 E: 0 K: 2 S: 9 H: 0 LOB: 1 BB: 1 P: 18	R: 2 E: 0 K: 1 S: 12 H: 3 LOB: 1 BB: 0 P: 20	R: 0 E: 0 K: 2 S: 12 H: 1 LOB: 1 BB: 0 P: 14	R: 0 E: 0 K: 2 S: 9 H: 0 LOB: 0 BB: 0 P: 15	R: 0 E: 0 K: 1 S: 7 H: 0 LOB: 1 BB: 1 P: 13		1B: 4 2B: 2 3B: 0 HR: 2 SF: 0 SAC: 0 DP: 0 HBP: 0				WP: 0 PB: 0 SB: 1 CS: 0 PA: 36	

	AB	32
	R	5
	H	8
	RBI	5
	BB	4
	SO	10
	LOB	14

PITCHER		IP	WLS	BF	H	R	ER	SO	BB	IBB	HBP	BLK	WP	HR	S	P	ERA	WHIP
22 Chris Archer, R ERA: 11.25	(1, 1)	4.0	L	22	7	5	5	4	3	0	0	0	0	2	55	94	11.25	2.500
54 Alex Torres, L ERA:	(5, 1)	4.0		14	1	0	0	6	1	0	0	0	0	0	35	52	0.00	0.500

PITCHER	IP	WLS	BF	H	R	ER	SO	BB	IBB	HBP	BLK	WP	HR	S	P	ERA	WHIP

Batter	1	2	3	4	5	6	7	8	9	AB	R	H	RBI	BB	SO	LOB
18 Ben Zobrist, S (1, 4) (8, 9) OBP: 0.340, SLG: 0.360	S SI 88 B FF 91 F FF 91 X CH 84 1-2 ① G4-3		X FF 87 0-0 ① L3	C FF 90 B FF 91 B FF 92 X FF 89 2-1 ①② G4-6-3 1-2f 2-3		B FF 94 B FF 92 C FF 94 F FF 94 X SL 81 2-2 ① P4		X SI 90 0-0 ① FC3-2 19 1B 2 SF9 1-2 3-H		5	1	0	0	0	0	4
20 Matt Joyce, L (1, 9) OBP: 0.352, SLG: 0.513 19 Ryan Roberts, R (8, PH) (8, 4) OBP: 0.282, SLG: 0.353	C SI 90 C CH 84 X FF 92 0-2 3 G5-3 21 2B 2 BB 1B		C FF 87 B FF 88 B FF 88 C FF 89 B CH 84 B FF 89 4-2 2 G2-3 3 1B BB	B FF 91 B FF 89 C FF 91 C CH 83 X SI 91 2-2 ③ F8		B SL 82 C FF 94 B SL 82 B FF 93 C FF 94 X FF 94 3-2 1B		C CU 74 X SI 89 0-1 3 HR 1B 1-3 2-H		3 1	2 1	2 1	0 1	1 0	0 0	1 0
2 Kelly Johnson, L (1, 7) OBP: 0.346, SLG: 0.524	B FF 88 D FF 88 F FF 87 1 SAFE B CH 80 B CH 85 4-1 3 G5-3 21 2B 1-2 BB		X CH 82 0-0 ② G2-3 1-2		C FF 87 C FF 87 F FF 90 X CH 86 0-2 21 S 3 G5-3 21 E 1B	X FF 93 0-0 ② P5		C SI 90 B CU 74 X CU 74 1-1 ② SF9 3-H		3	2	1	1	1	0	2
3 Evan Longoria, R (1, 5) OBP: 0.361, SLG: 0.527	B SL 84 X FF 89 1-0 ② G5-3 1-2 2-3		B CH 82 F F SI 92 B FF 95 B FF 94 X FF 95 3-2 21 BB 2-H 1B		C CH 84 B CH 84 1 SAFE X SI 92 1-1 ① G5-3 1-2	C FF 94 S SL 82 S SL 82 0-3 ③ K		B FF 92 X FF 91 1-0 1-H HR		5	1	2	3	0	1	4
21 James Loney, L (1, 3) OBP: 0.394, SLG: 0.525	D FF 88 C FF 89 C CH 82 D CH 83 X CH 83 2-2 2-H 3-H 2B		C CH 85 C FF 92 B SI 93 1 SAFE B FF 93 B SI 93 D CH 84 4-2 1-2 BB		B FF 90 B FF 91 C SI 90 B FF 89 B FF 89 4-1 30 FC3-6 2-H BB		B FC 93 B FC 94 F FC 94 S CH 83 F FF 91 B SL 82 X FC 94 3-2 ① F8	C SI 91 B CU 75 B CH 84 S FF 91 C FF 93 2-3 ③ K		3	0	1	2	2	1	0
30 Luke Scott, L (1, 10) OBP: 0.363, SLG: 0.378	C SI 88 C FF 89 D CH 85 F SI 90 D CH 84 X SI 89 2-2 ③ G2-3		X FF 91 0-0 ③ F7		1 SAFE X FF 94 0-0 ② FC3-6 1-2f		S CH 82 X CH 82 0-1 ② F8		F FF 91 X CH 84 0-1 ① G2-3	5	0	0	0	0	0	4
5 Sam Fuld, L (1, 8) OBP: 0.271, SLG: 0.243		C CH 86 X SI 88 0-1 ① F7		C FF 87 B CH 84 B FF 88 B FF 89 X FF 88 3-1 59 1B 3B	L FF 93 C FF 95 1 SAFE C SL 84 0-3 ③ K		B FC 93 B CH 83 C FC 93 X FF 91 2-1 ③ G5-3		X FF 92 0-0 1B	5	1	2	0	0	1	1
59 Jose Lobaton, S (1, 2) OBP: 0.330, SLG: 0.394		C CH 85 B FF 87 F SI 89 B CH 86 B CH 84 X FF 88 3-2 ② P6	B CH 84 X FF 92 1-0 18 G4-6-3 11 1B 3-H 1B		B FF 94 B FF 94 B FF 94 B FF 93 4-0 11 HR BB	X SI 90 0-0 11 1B 18 FC3-2 1B	C FF 92 X FF 92 0-1 ② L7		4	1	2	1	1	0	1
11 Yunel Escobar, R (1, 6) OBP: 0.299, SLG: 0.385		C FF 87 C FF 90 B FF 90 F FF 91 B SI 92 B CH 83 X FF 91 3-2 ③ G6-3	X FF 91 0-0 18 G4-6-3 1-2 1B		X FF 91 0-0 1-H HR	F SI 90 X SI 90 0-1 18 FC3-2 19 1B 1-3 1B	B CU 74 F FF 93 F SL 88 C FF 92 1-3 ③ K		5	2	3	2	0	1	1
Inning Stats	R: 2 E: 0 K: 0 S: 15 H: 2 LOB: 1 BB: 1 P: 25	R: 0 E: 0 K: 0 S: 9 H: 0 LOB: 0 BB: 0 P: 15	R: 1 E: 0 K: 0 S: 10 H: 1 LOB: 2 BB: 2 P: 21	R: 1 E: 0 K: 0 S: 9 H: 3 LOB: 1 BB: 0 P: 17	R: 1 E: 0 K: 1 S: 11 H: 1 LOB: 1 BB: 1 P: 16	R: 2 E: 0 K: 1 S: 11 H: 2 LOB: 1 BB: 1 P: 20	R: 0 E: 0 K: 0 S: 8 H: 0 LOB: 0 BB: 0 P: 13	R: 4 E: 0 K: 1 S: 12 H: 4 LOB: 0 BB: 0 P: 16	R: 0 E: 0 K: 1 S: 8 H: 1 LOB: 1 BB: 0 P: 9	1B: 10 2B: 1 3B: 1 HR: 2	SF: 1 SAC: 0 DP: 1 HBP: 0	WP: 0 PB: 0 SB: 1 CS: 0	PA: 45			

PITCHER		IP	WLS	BF	H	R	ER	SO	BB	IBB	HBP	BLK	WP	HR	S	P	ERA	WHIP
34 Zach McAllister, R ERA: 3.43	(1, 1)	4.1	L	23	7	5	4	0	4	0	0	0	0	0	50	90	8.31	2.538
50 Nick Hagadone, L ERA: 7.2	(5, 1)	1.2		8	2	2	2	2	1	0	0	0	0	1	15	24	10.80	1.800
27 Bryan Shaw, R ERA: 3.29	(7, 1)	1.0		3	0	0	0	0	0	0	0	0	0	0	8	13	0.00	0.000
53 Rich Hill, L ERA: 8.44	(8, 1)	0.2		5	3	3	3	0	0	0	0	0	0	0	8	9	40.50	4.500
55 Matt Langwell, R ERA: 6.75	(8, 1)	1.1		6	2	1	1	2	0	0	0	0	0	1	12	16	6.75	1.500

PITCHER	IP	WLS	BF	H	R	ER	SO	BB	IBB	HBP	BLK	WP	HR	S	P	ERA	WHIP

TOP

Tampa Bay Rays @ Cleveland Indians

Progressive Field, Cleveland, OH

Sun Jun 02 2013, 1:08 PM - 4:23 PM EDT

Att. 18,106 - Partly Cloudy - 73 F

livebaseballscorecards.com

AB	39
R	11
H	14
RBI	10
BB	5
SO	4
LOB	18

Tampa Bay Rays @ Cleveland Indians

Progressive Field, Cleveland, OH

Sun Jun 02 2013, 1:08 PM - 4:23 PM EDT

Att. 18,106 - Partly Cloudy - 73 F

livebaseballscorecards.com

BOTTOM

Batter	1	2	3	4	5	6	7	8	9	AB	R	H	RBI	BB	SO	LOB
24 Michael Bourn, L (1, 8) OBP: 0.350, SLG: 0.414	B FF 89 X FF 89 1-0 ① G3		C CU 73 B CH 79 S CH 80 F CH 80 X FF 91 1-2 22 FC4-6 1B		B FF 89 C CH 78 X FF 90 1-1 ① P6		B CU 77 C CU 78 B FF 90 X FF 91 2-1 33 CS 1B			4	0	2	0	0	0	0
22 Jason Kipnis, L (1, 4) OBP: 0.310, SLG: 0.450	C FF 90 C CU 76 C FF 91 0-3 ② K		C CU 74 X CH 79 0-1 ③ FC4-6 1-2f		F CH 79 X CH 79 0-1 23 1B 1B		B FF 91 X CU 79 1-0 ① L7			4	0	1	0	0	1	2
23 Michael Brantley, L (1, 7) OBP: 0.353, SLG: 0.378	C FF 90 B SI 91 X CH 81 1-1 1B			C CU 72 B FF 90 B CU 76 X FF 91 2-1 ① L9	D SI 90 F FF 90 C CU 74 B FF 90 X CU 75 2-2 1-2 1B		C FS 82 B FS 81 F FF 91 X FF 91 1-2 ② P5			4	0	2	0	0	0	1
33 Nick Swisher, S (1, 3) OBP: 0.362, SLG: 0.467	B CU 74 C FF 91 F FF 90 S CH 80 1-3 ③ K			S CH 80 F FF 91 B FF 91 X FF 92 1-2 ② F8	B SI 91 C CH 80 F FF 90 F CU 78 B FF 91 X SI 91 2-2 ② P5		S FS 82 F FS 82 B FF 91 1-2 ③ CS 1-2	C FF 95 X SI 96 0-1 ① G1-3		4	0	0	0	0	1	3
12 Mark Reynolds, R (1, 5) OBP: 0.335, SLG: 0.500		B FF 91 F CH 81 F CH 80 B CU 79 B FF 92 C SI 92 3-3 ① K		S FF 91 B CH 80 B SI 91 C CH 81 X CH 81 2-2 41 1B 10 2B 1B	B FF 91 B SI 91 X SI 91 2-0 ③ G6-3			B FF 96 F FF 96 B FF 98 F FF 96 S FF 97 2-3 ② K		4	1	1	0	0	2	2
41 Carlos Santana, S (1, 10) OBP: 0.390, SLG: 0.489		B CH 80 S CH 81 X FF 91 1-1 10 G5-4-3 1B		B FF 89 X SI 90 1-0 10 2B 4 1B 1-2 1B		C SI 91 B FF 95 B CH 88 X CH 86 2-1 4 G6-3 1B		B SL 86 B FF 96 C SI 96 C FF 96 F FF 98 B FF 97 F FF 96 X FF 98 3-2 ③ L9		4	1	3	0	0	0	0
10 Yan Gomes, R (1, 2) OBP: 0.316, SLG: 0.613		C CH 80 X SI 91 0-1 ② ③ G5-4-3 1-2f		S CH 80 F FF 91 D CH 80 B CH 80 X FF 91 2-2 4 1B 1-3 2-H 2B		C FF 95 1 SAFE X SL 87 0-1 ① F9			X SI 97 0-0 ① G6-3	4	1	1	1	0	0	2
4 Mike Aviles, R (1, 6) OBP: 0.306, SLG: 0.422			C FF 90 C FF 90 F CU 79 B FF 91 S CH 81 1-3 ① K	C CH 80 X FF 91 0-1 2-H 3-H 1B		B FF 95 C CH 90 B SL 84 B SI 90 X SI 92 3-1 ② G6-3 1-2			B SI 96 X SI 97 1-0 ② G5-3	4	0	1	2	0	1	1
11 Drew Stubbs, R (1, 9) OBP: 0.284, SLG: 0.348			C F CH 80 B CH 79 X CH 79 1-2 ② F7	C FF 91 X CU 76 0-1 ③ L8		C SL 85 B FF 96 C FF 92 B FF 95 B FF 95 F SI 91 S FF 95 3-3 ③ K			B SI 97 B SI 96 X FF 96 2-0 ③ F9	4	0	0	0	0	1	2
Inning Stats	R: 0 E: 0 K: 2 S: 9 H: 1 LOB: 1 BB: 0 P: 12	R: 0 E: 0 K: 1 S: 7 H: 1 LOB: 0 BB: 0 P: 11	R: 0 E: 0 K: 1 S: 13 H: 1 LOB: 1 BB: 0 P: 16	R: 3 E: 0 K: 0 S: 16 H: 4 LOB: 1 BB: 0 P: 24	R: 0 E: 0 K: 0 S: 12 H: 2 LOB: 2 BB: 0 P: 19	R: 0 E: 0 K: 1 S: 10 H: 1 LOB: 1 BB: 0 P: 18	R: 0 E: 0 K: 0 S: 8 H: 1 LOB: 0 BB: 0 P: 13	R: 0 E: 0 K: 1 S: 10 H: 0 LOB: 0 BB: 0 P: 15	R: 0 E: 0 K: 0 S: 3 H: 0 LOB: 0 BB: 0 P: 6	1B: 10 2B: 1 3B: 0 HR: 0 SF: 0 SAC: 0 DP: 1 HBP: 0						

	AB	36
	R	3
	H	11
	RBI	3
	BB	0
	SO	6
	LOB	13

PITCHER		IP	WLS	BF	H	R	ER	SO	BB	IBB	HBP	BLK	WP	HR	S	P	ERA	WHIP
58 Jeremy Hellickson, R ERA: 5.59	(1, 1)	5.0	W	23	9	3	3	4	0	0	0	0	0	0	57	82	5.40	1.800
43 Kyle Farnsworth, R ERA: 7.11	(6, 1)	1.0		4	1	0	0	1	0	0	0	0	0	0	10	18	0.00	1.000
62 Joel Peralta, R ERA: 2.0	(7, 1)	1.0		3	1	0	0	0	0	0	0	0	0	0	8	13	0.00	1.000
57 Jake McGee, L ERA: 6.33	(8, 1)	1.0		3	0	0	0	1	0	0	0	0	0	0	10	15	0.00	0.000
56 Fernando Rodney, R ERA: 4.94	(9, 1)	1.0		3	0	0	0	0	0	0	0	0	0	0	3	6	0.00	0.000

PITCHER	IP	WLS	BF	H	R	ER	SO	BB	IBB	HBP	BLK	WP	HR	S	P	ERA	WHIP

Cleveland Indians @ New York Yankees

Yankee Stadium, Bronx, NY

Mon Jun 03 2013, 7:09 PM - 10:07 PM EDT

Att. 40,007 - Cloudy - 71 F

TOP

livebaseballscorecards.com

Batter	1	2	3	4	5	6	7	8	9	AB	R	H	RBI	BB	SO	LOB
24 Michael Bourn, L (1, 8) OBP: 0.358, SLG: 0.420	X FF 90 0-0 ① B1-3		C CU 75 X SL 83 0-1 13 SH1-3 4 1B 33 FC5 1B		B SL 82 F FF 89 F SI 90 D SL 84 X SL 82 2-2 33 WP 13 G4-3 41 2B 2-3 1B	C FF 92 B FF 93 F SL 83 B FF 93 S SL 83 2-3 ② K			C FC 90 X FC 91 0-1 4 FC5-4 1B	5	2	3	0	0	1	0
4 Mike Aviles, R (1, 4) OBP: 0.310, SLG: 0.425 (5, 6)	C FF 89 C SI 91 B SL 83 X SL 85 1-2 33 WP 1B		1 SAFE F SI 89 X CH 84 0-1 33 FC5 13 SH1-3 1-2 1B		X CU 76 0-0 ① SF4 3-H	C FF 93 F FF 93 X FF 92 0-2 ③ P4			S FC 91 F FC 91 B FC 91 X FC 90 1-2 ① FC5-4 22 DI 1-2f	4	0	2	1	0	0	1
13 Asdrúbal Cabrera, S (1, 6) OBP: 0.311, SLG: 0.434 22 Jason Kipnis, L (5, 4) OBP: 0.311, SLG: 0.447	S SI 92 F CH 83 B FF 91 F FC 86 S SL 84 1-3 ② K		X CU 75 0-0 ① SH1-3 1-2 2-3		F CU 75 1 SAFE B FF 89 X FF 90 1-1 ② G4-3 1-2		C FF 95 B FF 96 B FF 93 F SL 85 B FF 96 B FF 93 4-2 41 S BB		C FC 91 C FC 91 B FC 91 F FC 92 S FC 91 1-3 ② K 1-2	2	0	0	0	0	1	2
										1	0	0	0	1	1	1
33 Nick Swisher, S (1, 3) OBP: 0.358, SLG: 0.457	C CU 77 F SL 84 D SL 85 B FF 89 F SL 84 C CH 83 2-3 ③ K 1-2		B CU 77 B CH 82 C CH 82 X SI 90 2-1 ② FC5 2-3 3-H		B CU 76 B CU 75 D CH 81 B FF 89 4-0 12 BB 41 2B 2-3 BB		C CU 79 1 SAFE X CU 81 0-1 ① F7		B FC 92 F FC 91 F FC 90 X FC 92 1-2 ③ F7	4	1	0	1	1	1	4
12 Mark Reynolds, R (1, 5) OBP: 0.333, SLG: 0.492		B FF 90 F FF 90 F FF 89 S FC 85 1-3 ① K	B CU 77 X CH 82 1-0 ③ G1-3		B FF 89 B CH 82 D CU 77 B FF 89 4-0 41 2B 1-2 BB		C FF 97 C FF 96 B FF 97 B FF 96 S SL 87 2-3 ② K			3	0	0	0	1	2	2
41 Carlos Santana, S (1, 10) OBP: 0.392, SLG: 0.495		C FF 91 X CH 83 0-1 10 FC5-4 9 BB 1B		B CU 74 C CU 74 B SL 82 B SI 90 C SI 90 X FF 90 3-2 ① G6-3	D CH 82 B FF 89 C FF 90 B FF 88 C FF 89 F SL 83 X SL 83 3-2 1-3 2-H 3-H 2B		B CU 81 C CU 80 B FF 96 F CU 82 S FF 96 2-3 ③ K 1-2			4	0	2	2	0	1	1
9 Ryan Raburn, R (1, 7) OBP: 0.364, SLG: 0.525 23 Michael Brantley, L (5, PH) OBP: 0.354, SLG: 0.376 (5, 7)		B SI 91 B SI 90 1 SAFE F FF 91 F CH 82 D SL 84 B FF 92 4-2 10 FC5-4 1-2 BB		B FC 88 F CH 81 X FF 89 1-1 ② G6-3	F FF 90 B SL 83 D SL 83 C FF 92 D SL 83 D SL 81 4-2 BB			B FC 92 C FC 92 B FF 92 X FC 92 2-1 ① F7		1	0	0	0	1	0	0
										1	0	0	0	1	0	0
10 Yan Gomes, R (1, 2) OBP: 0.301, SLG: 0.582		F FF 91 F SL 85 X SI 90 0-2 ② FC5-4 1-2f 2-3		C SI 89 F FC 88 B SL 81 X FF 90 1-2 ③ G5-3	B SL 81 F FF 92 B FF 93 C FF 92 X SL 85 2-2 ③ F9			B FC 92 B FC 91 X FC 90 2-0 ② G5-3		4	0	0	0	0	0	5
11 Drew Stubbs, R (1, 9) OBP: 0.283, SLG: 0.352		X CU 77 0-0 ③ F7			B CU 73 B CU 74 X SI 88 2-0 24 1B 4 SF4 2B	T FF 91 S FF 92 B SL 84 B SL 83 S SL 84 2-3 ① K		C FC 90 B KC 81 X KC 81 1-1 ③ G6-3		4	1	1	0	0	1	2

Inning Stats	1	2	3	4	5	6	7	8	9
	R: 0 E: 0 K: 2 S: 12 H: 1 LOB: 1 BB: 0 P: 16	R: 0 E: 0 K: 1 S: 11 H: 1 LOB: 2 BB: 1 P: 16	R: 1 E: 0 K: 0 S: 8 H: 2 LOB: 1 BB: 0 P: 11	R: 0 E: 0 K: 0 S: 8 H: 0 LOB: 0 BB: 0 P: 13	R: 3 E: 0 K: 0 S: 16 H: 3 LOB: 3 BB: 3 P: 38	R: 0 E: 0 K: 2 S: 9 H: 0 LOB: 0 BB: 0 P: 13	R: 0 E: 0 K: 2 S: 10 H: 0 LOB: 1 BB: 1 P: 18	R: 0 E: 0 K: 0 S: 5 H: 0 LOB: 0 BB: 0 P: 10	R: 0 E: 0 K: 1 S: 12 H: 1 LOB: 1 BB: 0 P: 15

	AB	33
	R	4
	H	8
	RBI	4
	BB	5
	SO	8
	LOB	18

1B: 6 SF: 1
2B: 2 SAC: 1
3B: 0 DP: 0
HR: 0 HBP: 0

WP: 2 PA: 40
PB: 0
SB: 1
CS: 0

PITCHER		IP	WLS	BF	H	R	ER	SO	BB	IBB	HBP	BLK	WP	HR	S	P	ERA	WHIP
46 Andy Pettitte, L ERA: 4.17	(1, 1)	4.2		24	7	4	4	3	3	0	0	0	2	0	50	83	7.71	2.143
27 Shawn Kelley, R ERA: 5.24	(5, 1)	1.1	W	5	0	0	0	2	1	0	0	0	0	0	14	24	0.00	0.750
62 Joba Chamberlain, R ERA: 3.09	(7, 1)	1.0	H	4	0	0	0	2	1	0	0	0	0	0	10	18	0.00	1.000
30 David Robertson, R ERA: 2.66	(8, 1)	1.0	H	3	0	0	0	0	0	0	0	0	0	0	5	10	0.00	0.000
42 Mariano Rivera, R ERA: 1.69	(9, 1)	1.0	S	4	1	0	0	1	0	0	0	0	0	0	12	15	0.00	1.000

PITCHER		IP	WLS	BF	H	R	ER	SO	BB	IBB	HBP	BLK	WP	HR	S	P	ERA	WHIP

BOTTOM

Cleveland Indians @ New York Yankees

Yankee Stadium, Bronx, NY

Mon Jun 03 2013, 7:09 PM - 10:07 PM EDT

Att. 40,007 - Cloudy - 71 F

livebaseballscorecards.com

Batter	1	2	3	4	5	6	7	8	9	AB	R	H	RBI	BB	SO	LOB
11 Brett Gardner, L (1, 8) OBP: 0.326, SLG: 0.405	F FF 90 B FF 93 X SI 89 1-1 ① G3		B FF 93 B SI 88 B SI 88 B FF 91 4-0 24 FC3-2 25 HR 1-2 2-3 BB	B FF 95 C SI 89 B SL 83 C SL 81 S FF 94 2-3 ③ K		S FF 92 C SL 84 P PO 92 X SL 83 1-2 24 E 1-H 3-H 1B		B FF 89 C SL 81 X SI 88 1-1 ② G4-3		4	1	1	2	1	1	1
24 Robinson Canó, L (1, 4) OBP: 0.346, SLG: 0.522	X FF 94 0-0 ② G6-3		X FF 94 0-0 ① FC3-2 25 HR 1-2 2-3 3-Hf		B FF 94 F SL 83 B FF 94 X FF 93 2-1 1B	2 SAFE C SI 93 X FF 96 0-1 ③ G4-3 2-3		B FF 89 F FF 88 X FF 91 1-1 ③ F9		5	1	1	0	0	0	5
25 Mark Teixeira, S (1, 3) OBP: 0.286, SLG: 0.417	B FF 94 B FF 93 B FF 94 C FF 94 B SI 89 4-1 BB		X SI 92 0-0 1-H 2-H 3-H HR		F FF 91 C SL 84 B FF 93 B SL 85 S FF 93 2-3 ① K		B SL 80 X FF 93 1-0 ① G3-1			3	1	1	4	1	1	1
33 Travis Hafner, L (1, 10) OBP: 0.356, SLG: 0.489	C FF 94 C FF 94 B SL 86 F FF 95 C SL 85 1-3 ③ K		X FF 94 0-0 ② F7		X SL 80 0-0 ② P5		B FF 91 S FF 93 F FF 93 B FF 95 X FF 94 2-2 HR			4	1	1	1	0	1	2
55 Lyle Overbay, L (1, 9) OBP: 0.294, SLG: 0.459 12 Vernon Wells, R (8, 7) OBP: 0.298, SLG: 0.435		C SI 87 X FF 94 0-1 ① F7	B SL 81 C SL 82 B SI 92 X FF 94 2-1 31 1B 1B		X FF 93 0-0 ③ G4-3		C KC 83 B FF 96 B FF 96 C FF 96 F KC 86 B FF 96 F FF 97 B KC 83 4-2 BB			3 0	0 0	1 0	0 0	1 0	0 0	1 0
31 Ichiro Suzuki, L (1, 7) OBP: 0.298, SLG: 0.344 (8, 9)		C FF 94 X SL 81 0-1 ② G6-3	X FF 93 0-0 1-2 1B			B SL 80 B FF 92 F FF 90 F SL 79 B SL 85 F FF 93 B SL 77 4-2 53 1B 39 G5-3 11 1B BB	F FF 96 B KC 83 X FF 96 1-1 ② F9			3	1	1	0	1	0	1
39 David Adams, R (1, 5) OBP: 0.266, SLG: 0.387 17 Jayson Nix, R (8, 5) OBP: 0.313, SLG: 0.299		B FF 94 B SI 88 C FF 92 X SL 80 2-1 ③ G6-3	C SL 81 X FF 94 0-1 ③ L9			X FF 90 0-0 ① G5-3 1-2	S FF 96 1 SAFE S FF 96 B FF 96 F FF 96 F KC 85 S FF 95 1-3 ③ K			4 0	0 0	0 0	0 0	0 0	1 0	4 0
40 Reid Brignac, L (1, 6) OBP: 0.250, SLG: 0.319			B FF 91 F SI 91 F FF 95 X FF 95 1-2 11 BB 53 1B 24 FC3-2 1B	F FF 91 C SL 83 C SL 83 0-3 ① K		B FF 91 S SL 80 C SI 91 S FF 94 1-3 ② K		X FF 89 0-0 53 SH3-4 2B		4	0	2	0	0	2	1
53 Austin Romine, R (1, 2) OBP: 0.178, SLG: 0.205			S SI 89 C SL 83 X SI 91 0-2 24 FC3-2 11 BB 25 HR 1-2 1B	F FF 95 B FF 94 X SI 93 1-1 ② G6-3		C SL 82 X FF 94 0-1 11 S 11 1B 2-3 1B		B FF 88 X SI 87 1-0 ① SH3-4 2-3		3	2	2	0	0	0	0
Inning Stats	R: 0 H: 0 E: 0 LOB: 1 K: 1 BB: 1 S: 8 P: 14	R: 0 H: 0 E: 0 LOB: 0 K: 0 BB: 0 S: 6 P: 8	R: 4 H: 5 E: 0 LOB: 2 K: 0 BB: 1 S: 14 P: 21	R: 0 H: 0 E: 0 LOB: 0 K: 2 BB: 0 S: 8 P: 11	R: 0 H: 1 E: 0 LOB: 1 K: 1 BB: 0 S: 7 P: 11	R: 2 H: 2 E: 1 LOB: 1 K: 1 BB: 1 S: 15 P: 20	R: 1 H: 1 E: 0 LOB: 1 K: 1 BB: 1 S: 15 P: 24	R: 0 H: 1 E: 0 LOB: 1 K: 0 BB: 0 S: 6 P: 9		1B: 7 SF: 0 2B: 1 SAC: 1 3B: 0 DP: 0 HR: 2 HBP: 0				WP: 0 PA: 38 PB: 0 SB: 1 CS: 0		

	AB	33
	R	7
	H	10
	RBI	7
	BB	4
	SO	6
	LOB	16

PITCHER		IP	WLS	BF	H	R	ER	SO	BB	IBB	HBP	BLK	WP	HR	S	P	ERA	WHIP
63 Justin Masterson, R ERA: 3.57	(1, 1)	6.1	L	31	9	7	7	5	3	0	0	0	0	2	62	92	9.95	1.895
37 Cody Allen, R ERA: 2.1	(7, 1)	0.2		3	0	0	0	1	1	0	0	0	0	0	11	17	0.00	1.500
38 Joe Smith, R ERA: 0.95	(8, 1)	1.0		4	1	0	0	0	0	0	0	0	0	0	6	9	0.00	1.000

PITCHER	IP	WLS	BF	H	R	ER	SO	BB	IBB	HBP	BLK	WP	HR	S	P	ERA	WHIP

Cleveland Indians @ New York Yankees

Yankee Stadium, Bronx, NY

Tue Jun 04 2013, 7:09 PM - 10:23 PM EDT

Att. 36,208 - Clear - 74 F

livebaseballscorecards.com

Batter	1	2	3	4	5	6	7	8	9	AB	R	H	RBI	BB	SO	LOB
24 Michael Bourn, L (1, 8) OBP: 0.349, SLG: 0.408	C SI 91 F SL 85 S FF 91 0-3 K		1 SAFE B KC 80 1 SAFE X SL 84 1-0 F9		B KC 79 X CH 82 1-0 F7		B SL 81 C SL 80 C FF 93 S SL 82 1-3 K2-3			4	0	0	0	0	2	3
22 Jason Kipnis, L (1, 4) OBP: 0.310, SLG: 0.440	B FF 90 C SI 90 S SL 86 F FF 92 B KC 81 F SL 86 F SI 92 X CH 84 2-2 G3		1 SAFE C SL 87 B SI 90 1 SAFE 1 SAFE F SI 91 F FF 92 S KC 82 1-3 K			B SI 88 C SI 87 C KC 78 C SI 90 1-3 K		B FC 92 C FC 92 C FF 93 F KC 80 F KC 82 B FF 94 B FC 93 B FC 94 4-2 33 L4-6 23 1B BB		3	0	0	0	1	2	1
23 Michael Brantley, L (1, 7) OBP: 0.357, SLG: 0.376	B SI 91 F SI 90 X SL 87 1-1 L7			B KC 77 B SI 88 B FF 88 C SI 88 B FF 89 4-1 33 CS BB		C KC 78 B FF 88 B SL 82 X KC 78 2-1 L8			B FF 93 C FC 93 1 SAFE F KC 81 1 SAFE X FC 92 1-2 1-2 1B	3	0	1	0	1	0	0
33 Nick Swisher, S (1, 3) OBP: 0.351, SLG: 0.447		S KC 78 F SI 90 B SL 84 S KC 81 1-3 K		C SL 85 C SI 90 B SI 91 B SI 91 F SL 86 B CH 82 1 SAFE S SI 90 3-3 K 1-2		X KC 78 0-0 F7		B KC 81 S KC 84 X FC 92 1-1 L4-6 2-2		4	0	0	0	0	2	3
41 Carlos Santana, S (1, 2) OBP: 0.394, SLG: 0.489		B FF 90 C SI 91 C SI 91 B KC 80 F SI 92 F SL 87 B KC 81 F SI 92 B KC 82 4-2 12 FC6-4 BB		C KC 80 C CH 82 X FF 91 0-2 G3-1			C CU 78 B FF 94 B CU 80 C SL 84 B CU 80 F SL 84 F SL 84 B FF 94 4-2 4 1B 11 HR BB	C FF 93 C FC 91 X KC 82 0-2 G4-3		2	1	0	0	2	0	1
12 Mark Reynolds, R (1, 5) OBP: 0.332, SLG: 0.485		B FF 90 B SL 86 S FF 91 C FF 92 F KC 81 X SL 86 2-2 FC6-4 1-2f			C SL 83 B SI 89 B FF 90 B FF 90 C SL 84 B FF 90 4-2 25 BB BB		B FF 95 F CU 79 F FF 96 B FF 97 F SL 86 B FF 95 C SL 86 3-3 K		B FC 91 B FC 92 S FC 92 C FC 91 S FC 92 2-3 K	3	0	0	0	1	2	2
25 Jason Giambi, L (1, 10) OBP: 0.277, SLG: 0.458		F SL 85 C CH 83 B FF 90 B FF 91 F CH 84 D CH 84 S SL 87 3-3 K			B CH 82 B SI 89 S KC 80 D SL 85 B SI 89 4-1 1-2 BB		F CU 79 D CH 83 F FF 95 F FF 95 X SL 84 1-2 P6		C FC 92 B FC 92 B FC 91 F FC 92 B FC 91 S FC 91 2-3 K	3	0	0	0	1	2	2
4 Mike Aviles, R (1, 6) OBP: 0.308, SLG: 0.418			C FF 92 S FF 91 F FF 91 B FF 92 X KC 79 1-2 P4		C SL 84 B SI 89 C FF 90 F FF 91 C FF 91 1-3 K		X FF 95 0-0 11 HR 1-2 1B		F FC 92 B FC 92 X FC 92 1-1 F9	4	1	1	0	0	1	2
11 Drew Stubbs, R (1, 9) OBP: 0.289, SLG: 0.373			C SI 91 C FF 92 B SI 93 B SL 84 X KC 82 2-2 1B		C FF 90 F SL 83 X SI 91 0-2 P3		F SL 86 B FF 96 X SL 86 1-1 1-H 2-H HR			3	1	2	3	0	0	2
Inning Stats	R: 0 E: 0 K: 1 S: 11 H: 0 LOB: 0 BB: 0 P: 14	R: 0 E: 0 K: 2 S: 16 H: 0 LOB: 1 BB: 1 P: 26	R: 0 E: 0 K: 1 S: 12 H: 1 LOB: 1 BB: 0 P: 17	R: 0 E: 0 K: 1 S: 8 H: 0 LOB: 0 BB: 1 P: 15	R: 0 E: 0 K: 1 S: 11 H: 0 LOB: 2 BB: 2 P: 21	R: 0 E: 0 K: 1 S: 6 H: 0 LOB: 0 BB: 0 P: 9	R: 3 E: 0 K: 2 S: 18 H: 2 LOB: 0 BB: 1 P: 28	R: 0 E: 0 K: 0 S: 12 H: 1 LOB: 1 BB: 1 P: 18	R: 0 E: 0 K: 2 S: 9 H: 0 LOB: 0 BB: 0 P: 14	1B: 3 2B: 2 3B: 0 HR: 1 SF: 0 SAC: 0 DP: 2 HBP: 0						

	AB	29
	R	3
	H	4
	RBI	3
	BB	6
	SO	11
	LOB	16

WP: 0 PB: 0 SB: 0 CS: 1 PA: 35

PITCHER		IP	WLS	BF	H	R	ER	SO	BB	IBB	HBP	BLK	WP	HR	S	P	ERA	WHIP
41 David Phelps, R ERA: 4.15	(1, 1)	6.0	W	22	1	0	0	7	4	0	0	0	0	0	64	102	0.00	0.833
62 Joba Chamberlain, R ERA: 5.11	(7, 1)	0.2		5	2	3	3	1	1	0	0	0	0	1	15	24	40.50	4.500
48 Boone Logan, L ERA: 1.69	(7, 1)	0.1	H	1	0	0	0	1	0	0	0	0	0	0	3	4	0.00	0.000
30 David Robertson, R ERA: 2.55	(8, 1)	1.0	H	4	1	0	0	0	1	0	0	0	0	0	12	18	0.00	2.000
42 Mariano Rivera, R ERA: 1.61	(9, 1)	1.0	S	3	0	0	0	2	0	0	0	0	0	0	9	14	0.00	0.000

PITCHER		IP	WLS	BF	H	R	ER	SO	BB	IBB	HBP	BLK	WP	HR	S	P	ERA	WHIP

BOTTOM

Cleveland Indians @ New York Yankees

Yankee Stadium, Bronx, NY

Tue Jun 04 2013, 7:09 PM - 10:23 PM EDT

Att. 36,208 - Clear - 74 F

livebaseballscorecards.com

Batter	1	2	3	4	5	6	7	8	9	AB	R	H	RBI	BB	SO	LOB
31 Ichiro Suzuki, L (1, 8) (7, 9) OBP: 0.299, SLG: 0.344	B SI 91 C SI 91 B FF 90 X SI 92 2-1 G4-3 ①		B SL 82 X SL 83 1-0 17 1B 25 HR 1B 3-H	C SI 93 F SI 94 F SI 94 F SL 83 S SL 84 0-3 K ③			B FC 95 X FC 94 1-0 SH 17 SH3-4 1-2			3	1	1	1	0	1	2
17 Jayson Nix, R (1, 6) (7, 4) OBP: 0.320, SLG: 0.302	B SI 91 F SI 91 C SI 91 S CU 79 1-3 K ②		C SI 94 D SI 93 X SI 93 1-1 25 HR 1B 1-3		B CU 75 F SI 90 B CU 74 C SI 91 B CU 78 F SI 92 B SI 92 4-2 12 S BB		X FC 94 0-0 SH3-4 ① 1-2 2-3			2	1	1	0	1	1	0
25 Mark Teixeira, S (1, 3) OBP: 0.389, SLG: 0.667	C SI 91 C SI 93 B SI 92 X SL 80 1-2 1B		B CH 82 F SI 95 1 SAFE B SI 94 B SI 94 1 SAFE X CH 82 3-1 HR 1-H 3-H		B SI 92 B SI 91 X SI 92 2-0 L7 ①		B SL 81 C FC 95 S SL 81 F FC 95 B FC 96 D SL 83 F FC 95 F SL 81 B FC 95 4-2 24 G4-6-3 BB			3	1	2	3	1	0	1
24 Robinson Canó, L (1, 10) OBP: 0.340, SLG: 0.513	B SI 92 C SI 93 S SL 83 B SI 94 F SL 83 B SI 92 F SL 83 F SI 93 S SL 84 3-3 K ③		C SI 94 B SI 92 F SL 84 T SI 94 1-2 K ②		X SL 81 0-0 F9 ②		F FF 95 F FF 95 B FF 95 X SL 81 1-2 G4-6-3 ②③ 1-2f			4	0	0	0	0	2	5
12 Vernon Wells, R (1, 7) OBP: 0.292, SLG: 0.426		X SI 92 0-0 L3 ①	C SL 80 S SL 80 B SL 81 C SI 94 1-3 K ③		1 SAFE F SI 92 F SI 92 D SL 79 F CU 79 B CU 78 B SI 93 X CU 78 3-2 F8 ③ 1-2			B KC 82 C KC 83 X FF 95 1-1 F8 ①		4	0	0	0	0	1	1
36 Kevin Youkilis, R (1, 5) OBP: 0.326, SLG: 0.377		C SI 92 C CH 83 B SI 92 X CU 78 1-2 G5-3 ②		B CU 75 C SI 91 F SI 92 X SL 80 1-2 55 FC4-6 1B		B CH 80 C SI 91 B SI 92 B SI 92 F SI 93 F SI 92 X SI 93 3-2 F9 ①		X FF 95 0-0 F7 ②		4	0	1	0	0	0	0
39 David Adams, R (1, 4) OBP: 0.254, SLG: 0.369 11 Brett Gardner, L (7, 8) OBP: 0.329, SLG: 0.412		C SL 90 B SI 94 B CH 82 X SI 92 2-1 G4-3 ③		C SI 91 D CU 77 F SI 92 B CU 78 F SI 92 B SI 90 S SI 93 3-3 K ①		B SL 80 S SI 92 F SI 92 B SI 93 X CU 78 2-2 F8 ②		C FF 95 B KC 83 B KC 84 X FF 95 2-1 2B		3 1	0 0	0 1	0 0	0 0	1 0	1 0
55 Lyle Overbay, L (1, 9) OBP: 0.294, SLG: 0.462 40 Reid Brignac, L (7, 6) OBP: 0.247, SLG: 0.314			X SI 90 0-0 19 1B 31 1B 2B	X SL 83 0-0 FC4-6 19 BB ② 1-2f		S SL 82 B SI 94 F SI 93 S SL 83 1-3 K2-3 ③		C FF 95 D KC 83 B FF 95 B FF 95 S FF 95 F FF 95 T FF 95 3-2 K ③		3 1	1 0	1 0	0 0	0 0	1 1	1 1
19 Chris Stewart, R (1, 2) OBP: 0.330, SLG: 0.376			F SI 92 F SI 91 D CH 81 X SI 92 1-2 2-3 1B ①	B SL 80 C SI 93 B SL 88 C SI 93 F CU 79 1 SAFE B CU 77 B SI 93 4-2 1-2 BB			B FC 93 C FC 94 B SL 79 B FC 94 C FC 94 B FC 95 4-2 17 SH3-4 31 SH BB			1	0	1	0	2	0	0
Inning Stats	R: 0 H: 1 E: 0 LOB: 1 K: 2 BB: 0 S: 14 P: 21	R: 0 H: 0 E: 0 LOB: 0 K: 0 BB: 0 S: 6 P: 9	R: 4 H: 5 E: 0 LOB: 0 K: 2 BB: 0 S: 15 P: 23	R: 0 H: 1 E: 0 LOB: 2 K: 2 BB: 1 S: 16 P: 24	R: 0 H: 0 E: 0 LOB: 1 K: 0 BB: 1 S: 9 P: 18	R: 0 H: 0 E: 0 LOB: 0 K: 1 BB: 0 S: 10 P: 16	R: 0 H: 0 E: 1 LOB: 2 K: 0 BB: 2 S: 12 P: 22	R: 0 H: 1 E: 0 LOB: 1 K: 1 BB: 0 S: 9 P: 15		1B: 5 SF: 0 2B: 2 SAC: 2 3B: 0 DP: 1 HR: 1 HBP: 0					WP: 0 PA: 35 PB: 0 SB: 1 CS: 0	

	AB	29
	R	4
	H	8
	RBI	4
	BB	4
	SO	8
	LOB	12

PITCHER		IP	WLS	BF	H	R	ER	SO	BB	IBB	HBP	BLK	WP	HR	S	P	ERA	WHIP
26 Scott Kazmir, L ERA: 5.24	(1, 1)	6.0	L	26	7	4	4	7	2	0	0	0	0	1	70	111	6.00	1.500
27 Bryan Shaw, R ERA: 3.25	(7, 1)	0.1		4	0	0	0	0	2	0	0	0	0	0	9	18	0.00	6.000
50 Nick Hagadone, L ERA: 6.89	(7, 1)	0.2		1	0	0	0	0	0	0	0	0	0	0	3	4	0.00	0.000
37 Cody Allen, R ERA: 2.03	(8, 1)	1.0		4	1	0	0	1	0	0	0	0	0	0	9	15	0.00	1.000

PITCHER	IP	WLS	BF	H	R	ER	SO	BB	IBB	HBP	BLK	WP	HR	S	P	ERA	WHIP

Batter	1	2	3	4	5	6	7	8	9	AB	R	H	RBI	BB	SO	LOB
24 Michael Bourn, L (1, 8) OBP: 0.346, SLG: 0.404	B FF 89 B FF 89 B FF 89 C FF 89 C FF 90 X FF 90 3-2 G4-3 ①			B CU 75 C SL 79 B FF 92 F FF 92 B SL 81 S SL 80 3-3 K ①		B FF 90 C FF 91 S SI 90 X FF 92 1-2 22 1B, 33 FC5-4, 1-3, 1B		C SL 81 C FF 90 S SL 80 0-3 K ①		4	1	1	0	0	2	0
22 Jason Kipnis, L (1, 4) OBP: 0.309, SLG: 0.437	C FF 90 C FF 90 S SL 81 0-3 K ②			S SL 81 B SI 91 C FF 91 X SL 81 1-2 G3 ②		C FF 91 B SL 82 X SL 80 1-1 33 FC5-4, 1-3, 3-H, 1B		C SL 78 F FF 92 F FF 93 S SI 90 0-3 K ②		4	0	1	1	0	2	0
33 Nick Swisher, S (1, 10) OBP: 0.350, SLG: 0.440	X SI 88 0-0 G6-3 ③			C CU 75 B CH 84 F CH 83 X FF 91 1-2 F8 ③		X CH 84 0-0 FC5-4 ②, 1-2f, 3-H		B SI 90 B SI 90 B CU 76 C FF 92 B CH 85 4-1 BB		3	0	0	1	1	0	1
12 Mark Reynolds, R (1, 5) OBP: 0.326, SLG: 0.475		C FF 90 B SI 88 S CH 84 X FF 91 1-2 G5-3 ①			B CH 84 S CH 84 B FF 91 B FF 91 X FF 91 3-1 F9 ①	S FF 92 F CH 85 C FF 93 0-3 K ③		X FF 92 0-0 F9 ③		4	0	0	0	0	1	2
41 Carlos Santana, S (1, 3) OBP: 0.391, SLG: 0.484		B FF 91 C FF 90 B SI 89 C SI 89 X FF 92 2-2 G4-3 ②			C CU 76 X SI 90 0-1 G6-3 ②		C CU 75 X FF 90 0-1 4 G6-3, 1B		C FF 92 C SI 90 X SL 83 0-2 G5-3 ①	4	0	1	0	0	0	0
4 Mike Aviles, R (1, 6) OBP: 0.306, SLG: 0.412		C CU 76 B CH 84 X SI 89 1-1 G6-3 ③			X CU 76 0-0 1B		C SI 90 F SI 91 F FF 92 B SL 82 X SI 92 1-2 G6-3 ①②, 1-2f		B SI 90 F FF 92 F SL 81 B FF 92 C FF 93 2-3 K ②	4	0	1	0	0	1	1
23 Michael Brantley, L (1, 7) OBP: 0.355, SLG: 0.373			C FF 90 B SI 89 F SI 90 C SL 80 1-3 K ①		C SL 80 X SI 90 0-1 F8 ③		X FF 93 0-0 10 HR, 1B		C SL 82 S SI 91 F SL 81 B SL 81 B SL 82 X SI 92 2-2 G4-3 ③	4	1	1	0	0	1	1
10 Yan Gomes, R (1, 2) OBP: 0.302, SLG: 0.610			C CU 74 B SI 90 F SI 90 F SL 81 B FF 91 C CH 83 2-3 K ②			C SI 88 C FF 91 B SL 80 X SL 81 1-2 G4-3 ①	X CU 78 0-0 1-H HR			3	1	1	2	0	1	0
11 Drew Stubbs, R (1, 9) OBP: 0.289, SLG: 0.372			C FF 90 S FF 91 S SL 81 0-3 K ③			C CU 76 X SI 89 0-1 24 1B, 22 1B, 1B	B FF 93 F CH 84 B FF 93 X FF 93 2-1 G4-3 ③			3	1	1	0	0	1	0
Inning Stats	R: 0 E: 0 K: 1 S: 7 H: 0 LOB: 0 BB: 0 P: 10	R: 0 E: 0 K: 0 S: 8 H: 0 LOB: 0 BB: 0 P: 12	R: 0 E: 0 K: 3 S: 10 H: 0 LOB: 0 BB: 0 P: 13	R: 0 E: 0 K: 1 S: 9 H: 0 LOB: 0 BB: 0 P: 14	R: 0 E: 0 K: 0 S: 7 H: 1 LOB: 1 BB: 0 P: 10	R: 2 E: 0 K: 1 S: 14 H: 3 LOB: 1 BB: 0 P: 17	R: 2 E: 0 K: 0 S: 10 H: 3 LOB: 0 BB: 0 P: 13	R: 0 E: 0 K: 2 S: 9 H: 0 LOB: 1 BB: 1 P: 13	R: 0 E: 0 K: 1 S: 10 H: 0 LOB: 0 BB: 0 P: 14	1B: 6 2B: 0 3B: 0 HR: 1	SF: 0 SAC: 0 DP: 1 HBP: 0						

TOP

Cleveland Indians @ New York Yankees

Yankee Stadium, Bronx, NY

Wed Jun 05 2013, 1:10 PM - 3:52 PM EDT

Att. 42,477 - Partly Cloudy - 70 F

livebaseballscorecards.com

AB	33
R	4
H	7
RBI	4
BB	1
SO	9
LOB	5

PITCHER		IP	WLS	BF	H	R	ER	SO	BB	IBB	HBP	BLK	WP	HR	S	P	ERA	WHIP
52 CC Sabathia, L ERA: 3.74	(1, 1)	9.0	W	34	7	4	4	9	1	0	0	0	0	1	84	116	4.00	0.889

PITCHER	IP	WLS	BF	H	R	ER	SO	BB	IBB	HBP	BLK	WP	HR	S	P	ERA	WHIP

Batter	1	2	3	4	5	6	7	8	9	AB	R	H	RBI	BB	SO	LOB
11 Brett Gardner, L (1, 8) OBP: 0.333, SLG: 0.429	C SI 93 C SI 94 F CU 83 X SI 94 0-2 ① G6-3	C SI 93 S CH 85 B SI 93 1 SAFE X CU 82 1-2 1-H 3-H HR			C SL 87 X SI 92 0-1 1B		B FF 91 1 SAFE X FF 91 1-0 ① SH1-3 1-2			3	1	2	3	0	0	0
24 Robinson Canó, L (1, 4) OBP: 0.339, SLG: 0.506	B SI 94 C SI 93 X SI 94 1-1 E8 33 HR	B SI 94 B SL 91 B SI 92 C SI 93 F SI 92 B SI 94 4-2 25 G6-5-3 BB			B SI 91 F CH 84 C SI 92 S SI 91 1-3 ① K		B FF 90 F FF 90 S SL 82 X CU 74 1-2 ② G4-3 2-3			3	1	0	0	1	1	2
25 Mark Teixeira, S (1, 3) OBP: 0.364, SLG: 0.556	B SI 92 B SI 93 X SI 92 2-0 ② F8	B SI 94 B CU 83 X SI 93 2-0 ② ③ G6-5-3 1-2f			F SL 88 X SI 91 0-1 ② F7		I IN 86 I IN 87 I IN 86 I IN 87 4-0 33 BB IBB			3	0	0	0	1	0	3
33 Travis Hafner, L (1, 10) OBP: 0.359, SLG: 0.507	B SI 94 F SI 92 B SI 93 X SI 92 2-1 2-H HR		S SI 92 C CH 85 C SL 90 0-3 ① K		1 SAFE C SI 91 C SI 91 B SI 93 1 SAFE S CH 83 1-3 ③ K		B SL 84 B SL 81 B FF 91 C FF 91 B FF 91 4-1 1-2 BB			3	1	1	2	1	2	1
12 Vernon Wells, R (1, 7) OBP: 0.287, SLG: 0.418	S SL 90 X SI 93 0-1 ③ G6-3		C SI 93 S SL 90 X SL 92 0-2 ② F9			B CH 85 B SI 93 C SI 93 B SL 90 S SL 90 F SI 95 C SL 90 3-3 ① K	B FF 89 S SI 88 B SI 89 X SI 88 2-1 ③ P4			4	0	0	0	0	1	3
55 Lyle Overbay, L (1, 9) OBP: 0.295, SLG: 0.460 31 Ichiro Suzuki, L (7, 9) OBP: 0.303, SLG: 0.348		S SI 91 B SL 90 S CH 86 X CU 83 1-2 17 2B 19 1B 1B	C CH 85 C SL 90 B SI 94 S CH 86 1-3 ③ K			B SI 94 S CH 86 B SI 93 F SL 90 B SI 94 S CH 86 3-3 ② K		B SI 90 C FF 90 B FF 91 X SI 91 2-1 36 F8 36 WP 1B		3 1	1 0	1 1	0 0	0 0	2 0	0 0
36 Kevin Youkilis, R (1, 5) OBP: 0.322, SLG: 0.383		C SL 88 F SI 92 C CU 82 0-3 ① K		F SI 90 B CH 84 F SI 92 F SL 90 X SI 94 1-2 ① F9		B CH 86 B SI 94 B SI 94 C SI 93 X SL 91 3-1 2B		F FF 91 B SL 79 B SL 78 X FF 91 2-1 ① F8 1-3		4	0	1	0	0	1	2
17 Jayson Nix, R (1, 6) OBP: 0.318, SLG: 0.307		B SL 89 X SI 91 1-0 19 1B 11 HR 1-3 2B		B SL 91 X CU 83 1-0 ② L7		D CU 82 B SI 93 F SL 89 C SL 89 F SL 90 T CH 86 2-2 ③ K		B FF 90 F FF 91 S FF 92 S FF 91 1-3 ② K		4	1	1	0	0	2	2
19 Chris Stewart, R (1, 2) OBP: 0.337, SLG: 0.375		S CU 82 B SI 93 B SI 93 B SL 90 F SI 94 X SI 93 3-2 11 HR 2-3 3-H 1B		C SI 92 F SL 91 X SI 94 0-2 ③ G4-3			B FF 91 B FF 90 B FF 89 B FF 89 4-0 24 G4-3 11 SH1-3 BB	C FF 91 B FF 92 B FF 92 S FF 91 S FF 92 2-3 ③ K		3	1	1	1	1	1	1
Inning Stats	R: 2 E: 1 K: 0 S: 11 H: 1 LOB: 0 BB: 0 P: 16	R: 4 E: 0 K: 1 S: 16 H: 4 LOB: 0 BB: 1 P: 28	R: 0 E: 0 K: 2 S: 9 H: 0 LOB: 0 BB: 0 P: 10	R: 0 E: 0 K: 0 S: 8 H: 0 LOB: 0 BB: 0 P: 10	R: 0 E: 0 K: 2 S: 10 H: 1 LOB: 1 BB: 0 P: 12	R: 0 E: 0 K: 3 S: 13 H: 1 LOB: 1 BB: 0 P: 24	R: 0 E: 0 K: 0 S: 7 H: 0 LOB: 3 BB: 3 P: 23	R: 0 E: 0 K: 2 S: 10 H: 1 LOB: 1 BB: 0 P: 17		1B: 4 2B: 2 3B: 0 HR: 2 SF: 0 SAC: 1 DP: 1 HBP: 0				WP: 1 PB: 0 SB: 0 CS: 0 PA: 36		

PITCHER		IP	WLS	BF	H	R	ER	SO	BB	IBB	HBP	BLK	WP	HR	S	P	ERA	WHIP
28 Corey Kluber, R ERA: 4.56	(1, 1)	6.0	L	26	7	6	4	8	1	0	0	0	0	2	67	100	6.00	1.333
55 Matt Langwell, R ERA: 6.75	(7, 1)	0.0		1	0	0	0	0	1	0	0	0	0	0	0	4	∞	∞
53 Rich Hill, L ERA: 8.1	(7, 1)	0.2		4	0	0	0	0	1	1	0	0	0	0	5	15	0.00	1.500
38 Joe Smith, R ERA: 0.93	(7, 1)	0.1		1	0	0	0	0	0	0	0	0	0	0	2	4	0.00	0.000
52 Vinnie Pestano, R ERA: 4.8	(8, 1)	1.0		4	1	0	0	2	0	0	0	0	1	0	10	17	0.00	1.000

PITCHER	IP	WLS	BF	H	R	ER	SO	BB	IBB	HBP	BLK	WP	HR	S	P	ERA	WHIP

BOTTOM

Cleveland Indians @ New York Yankees

Yankee Stadium, Bronx, NY

Wed Jun 05 2013, 1:10 PM - 3:52 PM EDT

Att. 42,477 - Partly Cloudy - 70 F

livebaseballscorecards.com

AB	31
R	6
H	8
RBI	6
BB	4
SO	10
LOB	14

Batter	1	2	3	4	5	6	7	8	9	AB	R	H	RBI	BB	SO	LOB
24 Michael Bourn, L (1, 8) OBP: 0.348, SLG: 0.404	C FF 91 B FF 91 X CH 82 1-1 G4-3 ①		B FF 90 L CH 83 X CH 83 1-1 1B ①		S FF 94 F FF 95 X FF 96 0-2 22 2B 1-2 2-3 3-H 1B ①		C CH 80 F CH 82 B CH 83 T CU 76 1-2 K ①		B FF 93 X FF 92 1-0 F7 ②	5	0	2	1	0	1	0
22 Jason Kipnis, L (1, 4) OBP: 0.311, SLG: 0.441	C FF 90 S FF 91 X CU 77 0-2 G1-3 ②		C FF 90 1 SAFE B FF 93 1 SAFE 1 SAFE B FF 92 1 SAFE 1 SAFE S FF 92 2-3 1 SAFE C FF 93 K ③		X CH 85 0-0 1-3 2-H 3-H 2B ②		C FF 89 X FF 89 0-1 G6-3 ②		B FF 94 F FF 92 F FF 93 X FF 93 1-2 33 DI 1B ②	5	0	2	2	0	1	1
33 Nick Swisher, S (1, 3) OBP: 0.346, SLG: 0.431	B FF 91 B CH 82 C FF 92 B FF 92 B FF 92 4-1 23 FC6-4 BB ④			C FF 90 F FF 90 B FF 92 S CU 78 1-3 K ①	X CH 85 0-0 P6 ②		X FF 88 0-0 L4 ③		B FF 92 F FF 92 T FF 92 X FF 93 1-2 G4-3 ③ 1-2	4	0	0	0	1	1	3
23 Michael Brantley, L (1, 7) OBP: 0.349, SLG: 0.366	B FF 91 F CH 84 B FF 94 S FF 94 X FF 96 2-2 FC6-4 ③ 1-2f			X CH 82 0-0 P4 ②	B FF 96 F FF 97 D CU 82 B CH 87 X CH 86 3-1 F8 ③			C SI 92 C FF 92 B FF 93 B CH 84 X CH 84 2-2 G3-1 ①		4	0	0	0	0	0	3
41 Carlos Santana, S (1, 2) OBP: 0.384, SLG: 0.474		C CH 82 B CH 82 F CH 81 F FF 92 F FF 93 F CU 78 X CU 77 1-2 G3-1 ①		B CH 80 B FF 92 C CH 82 X CH 85 2-1 G3 ③		B FF 90 X CH 83 1-0 P2 ①		C CH 81 S CH 85 B FF 94 B FF 94 B SI 94 X SI 94 3-2 P5 ②		4	0	0	0	0	0	0
12 Mark Reynolds, R (1, 5) OBP: 0.329, SLG: 0.475		C SL 82 S FF 92 B SL 84 S SL 85 1-3 K ②			F SL 82 B SL 82 X SL 84 1-1 11 1B 4 1B 24 1B 1B	C FF 89 B CU 76 F CU 76 B CU 77 B SL 86 F FF 94 F SL 85 F CH 84 X SL 87 3-2 25 BB 1B		B FF 94 C SL 89 B SL 87 X SL 88 2-1 G1-3 ③		4	1	2	0	0	1	0
25 Jason Giambi, L (1, 10) OBP: 0.287, SLG: 0.493		B FF 91 F CH 84 B CU 75 F FF 92 B FF 94 C FF 93 3-3 K ③			D CH 84 X FF 92 1-0 F7 ①	B FF 95 S FF 95 B FF 95 B FF 95 B FF 96 4-1 1-2 BB			B FF 92 F FF 91 S FS 82 F FF 93 B FS 83 X FS 83 2-2 HR ④	3	1	1	1	1	1	1
4 Mike Aviles, R (1, 6) OBP: 0.305, SLG: 0.407			C FF 89 F FF 88 F CU 76 B SL 84 X SL 82 1-2 F7 ①		B FF 91 C FF 91 C FF 91 D CU 79 X SL 85 2-2 24 1B 11 1B 22 2B 1-2 1B	C FF 96 X FF 95 0-1 F5 ②			B FF 92 C FF 92 F FF 92 F FF 93 S FF 92 1-3 K ①	4	1	1	0	0	1	2
11 Drew Stubbs, R (1, 9) OBP: 0.293, SLG: 0.391			C FF 91 X CU 76 0-1 G5-3 ②		X SL 86 0-0 24 1B 22 2B 1-2 2-3 1B	B FF 95 C FF 96 F SL 87 B FF 96 S CU 80 2-3 K ③			B FF 92 F FF 92 F FF 91 X FS 84 1-2 HR ④	4	2	2	1	0	1	2
Inning Stats	R: 0 E: 0 K: 0 S: 9 H: 0 LOB: 1 BB: 1 P: 16	R: 0 E: 0 K: 2 S: 12 H: 0 LOB: 0 BB: 0 P: 17	R: 0 E: 0 K: 1 S: 11 H: 1 LOB: 1 BB: 0 P: 15	R: 0 E: 0 K: 1 S: 6 H: 0 LOB: 0 BB: 0 P: 9	R: 3 E: 0 K: 0 S: 14 H: 5 LOB: 2 BB: 0 P: 21	R: 0 E: 0 K: 1 S: 13 H: 1 LOB: 2 BB: 1 P: 23	R: 0 E: 0 K: 1 S: 6 H: 0 LOB: 0 BB: 0 P: 7	R: 0 E: 0 K: 0 S: 8 H: 0 LOB: 0 BB: 0 P: 15	R: 2 E: 0 K: 1 S: 19 H: 3 LOB: 1 BB: 0 P: 26	1B: 7 2B: 1 3B: 0 HR: 2 SF: 0 SAC: 0 DP: 0 HBP: 0						

TOP

Cleveland Indians @ Detroit Tigers

Comerica Park, Detroit, MI

Fri Jun 07 2013, 7:10 PM - 10:20 PM EDT

Att. 39,008 - Overcast - 62 F

livebaseballscorecards.com

AB	37
R	5
H	10
RBI	5
BB	2
SO	7
LOB	12

WP: 0 PA: 39
PB: 0
SB: 0
CS: 0

PITCHER		IP	WLS	BF	H	R	ER	SO	BB	IBB	HBP	BLK	WP	HR	S	P	ERA	WHIP
35 Justin Verlander, R ERA: 3.71	(1, 1)	7.0	W	30	7	3	3	6	2	0	0	0	0	0	71	108	3.86	1.286
53 Joaquín Benoit, R ERA: 2.08	(8, 1)	1.0		3	0	0	0	0	0	0	0	0	0	0	8	15	0.00	0.000
46 Jose Valverde, R ERA: 4.3	(9, 1)	1.0		6	3	2	2	1	0	0	0	0	0	2	19	26	18.00	3.000

PITCHER		IP	WLS	BF	H	R	ER	SO	BB	IBB	HBP	BLK	WP	HR	S	P	ERA	WHIP

Cleveland Indians @ Detroit Tigers

Comerica Park, Detroit, MI

Fri Jun 07 2013, 7:10 PM - 10:20 PM EDT

Att. 39,008 - Overcast - 62 F

livebaseballscorecards.com

BOTTOM

Batter	1	2	3	4	5	6	7	8	9	AB	R	H	RBI	BB	SO	LOB
12 Andy Dirks, L (1, 7) OBP: 0.300, SLG: 0.359	B SI 88 B SI 89 C SI 88 C SI 91 S SL 83 2-3 ① K	B FS 86 B SL 84 F FF 92 S SL 83 S FS 86 2-3 ② K		F SL 85 X FF 91 0-1 48 1B 24 G1-6-3 2-H 1B		S FF 93 B FF 94 F FF 94 X SL 82 1-2 ① L5		B CH 84 F SI 91 X CH 85 1-1 1B		5	1	2	1	0	2	3
48 Torii Hunter, R (1, 9) OBP: 0.353, SLG: 0.413	S SI 91 X FF 90 0-1 2B	S SL 85 B SL 86 X FS 86 1-1 24 BB 1-2 2-3 3-H 1B		1 SAFE X FF 90 0-0 24 G1-6-3 1-3 1B		B FC 92 C FC 92 S SL 82 S FC 95 1-3 ② K		T FF 87 1 SAFE F SI 91 B SI 89 B SI 92 F SL 84 X CU 76 2-2 ③ G6-3		5	0	3	1	0	1	1
24 Miguel Cabrera, R (1, 5) OBP: 0.447, SLG: 0.653	F SL 83 F FS 84 B FF 94 S FF 94 1-3 ② K	D FS 87 C SI 92 B FS 85 B SL 86 B SI 93 4-1 1-2 2-3 3-H BB		D SI 91 B SI 91 X SI 93 2-0 ①② G1-6-3 1-2f 3-H		S SL 81 B FC 94 F CH 81 X FC 94 1-2 ③ F9				3	0	0	1	1	1	2
28 Prince Fielder, L (1, 3) OBP: 0.392, SLG: 0.507	B FS 82 X FS 82 1-0 ③ F7	C CU 76 B SL 86 X FS 85 1-1 ③ F7		S CH 82 B SI 91 X SI 92 1-1 ③ G6-3			B SL 78 X FC 92 1-0 ① F7			4	0	0	0	0	0	4
41 Victor Martinez, S (1, 10) OBP: 0.289, SLG: 0.355		B SI 91 B FS 80 B SI 90 C SI 90 X SI 90 3-1 HR	C SL 82 B FS 84 B SI 90 X FS 84 2-1 ① G4-3		B SI 91 B SI 92 B SI 92 C SI 92 T SI 93 F SI 92 X SI 93 3-2 27 E 55 G6-3 1B		C FC 92 B FF 91 X FC 93 1-1 55 1B 2B			4	3	3	1	0	0	0
27 Jhonny Peralta, R (1, 6) OBP: 0.380, SLG: 0.488		S SL 84 S SL 84 B SL 84 B FS 84 B SL 85 B SI 93 4-2 55 FC1-6 BB	S FS 85 S SI 92 B FS 83 X FF 93 1-2 1B		C CU 82 F SI 91 B CU 79 X SI 93 1-2 E3 55 G6-3 1-3		C FC 94 X SL 80 0-1 ② F9			3	0	1	0	1	0	2
55 Brayan Peña, S (1, 2) OBP: 0.318, SLG: 0.398		C SI 89 B FS 84 1 SAFE F SI 91 X FS 85 1-2 ① FC1-6 34 BB 39 E 48 1B 1-2f	C FS 83 B SL 84 1 SAFE D FS 83 B FF 90 F FF 90 1 SAFE 1 SAFE X FS 83 3-2 ② L9		C FF 92 B SL 80 B FF 94 X FF 93 2-1 ①② G6-3 1-2f 3-H		B FF 91 X CU 74 1-0 39 CS 2-H 1B		4	1	1	1	0	0	3
39 Ramon Santiago, S (1, 4) OBP: 0.229, SLG: 0.273	C FF 91 B FF 91 X FS 84 1-1 FC3 48 1B 34 BB 24 BB 1-2	B FF 88 B FF 90 F SI 88 1 SAFE F FS 87 B SL 82 F FF 90 F FF 90 X FF 90 3-2 ③ G3		B FF 94 X FF 94 1-0 34 FC6-4 1B		B FF 92 B FF 91 B FF 91 C FF 92 1 SAFE 3-1 ③ CS 1-2		B SI 90 C SI 90 F CH 84 X CU 73 1-2 ① F8		4	1	1	0	0	0	2
34 Avisaíl García, R (1, 8) OBP: 0.339, SLG: 0.471		C SL 86 B FF 93 F FS 84 B FF 94 D SL 82 F FS 86 F FF 93 B SL 86 4-2 24 BB 48 1B 1-2 2-3 BB		B SL 82 C SI 91 F SL 84 F SI 91 X FS 84 1-2 12 1B 2B	1 SAFE X FF 95 0-0 ③ FC6-4 1-2f			F FF 89 B FF 87 X SL 81 1-1 ② F9		3	1	1	0	1	0	1
Inning Stats	R: 0 E: 0 K: 2 S: 9 H: 1 LOB: 1 BB: 0 P: 13	R: 3 E: 1 K: 1 S: 21 H: 2 LOB: 3 BB: 3 P: 42	R: 0 E: 0 K: 0 S: 13 H: 1 LOB: 1 BB: 0 P: 22	R: 2 E: 0 K: 0 S: 10 H: 3 LOB: 0 BB: 0 P: 14	R: 1 E: 1 K: 0 S: 11 H: 2 LOB: 1 BB: 0 P: 18	R: 0 E: 0 K: 1 S: 9 H: 0 LOB: 0 BB: 0 P: 12	R: 1 E: 0 K: 0 S: 7 H: 2 LOB: 0 BB: 0 P: 13	R: 0 E: 0 K: 0 S: 11 H: 1 LOB: 1 BB: 0 P: 16		1B: 8 2B: 3 3B: 0 HR: 1 SF: 0 SAC: 0 DP: 2 HBP: 0					

	AB	35
	R	7
	H	12
	RBI	5
	BB	3
	SO	4
	LOB	18

PITCHER		IP	WLS	BF	H	R	ER	SO	BB	IBB	HBP	BLK	WP	HR	S	P	ERA	WHIP
30 Ubaldo Jiménez, R ERA: 5.03	(1, 1)	3.0	L	20	7	5	3	3	3	0	0	0	0	1	50	85	9.00	3.333
32 Matt Albers, R ERA: 3.1	(4, 1)	1.0		4	1	1	0	0	0	0	0	0	0	0	10	17	0.00	1.000
50 Nick Hagadone, L ERA: 6.35	(5, 1)	1.1		4	1	0	0	0	0	0	0	0	0	0	7	11	0.00	0.750
27 Bryan Shaw, R ERA: 3.41	(6, 1)	1.1		5	1	1	1	1	0	0	0	0	0	0	11	15	6.75	0.750
53 Rich Hill, L ERA: 7.94	(7, 1)	0.1		1	1	0	0	0	0	0	0	0	0	0	2	6	0.00	3.000

PITCHER		IP	WLS	BF	H	R	ER	SO	BB	IBB	HBP	BLK	WP	HR	S	P	ERA	WHIP
55 Matt Langwell, R ERA: 3.86	(8, 1)	1.0		4	1	0	0	0	0	0	0	0	0	0	11	16	0.00	1.000

Cleveland Indians @ Detroit Tigers

Comerica Park, Detroit, MI

Sat Jun 08 2013, 4:09 PM - 7:43 PM EDT

Att. 41,691 - Partly Cloudy - 68 F

livebaseballscorecards.com

Batter	1	2	3	4	5	6	7	8	9	AB	R	H	RBI	BB	SO	LOB
24 Michael Bourn, L (1, 8) OBP: 0.345, SLG: 0.406	C FF 91 X SI 94 0-1 22 1B 2B		C SI 92 C CH 84 S CU 81 0-3 ② K		F CH 81 B SI 92 B CU 79 S CH 80 X SI 91 2-2 ③ G4-3		C SL 79 B SL 80 C SL 80 S SL 80 1-3 ③ K			4	1	1	0	0	2	1
22 Jason Kipnis, L (1, 4) OBP: 0.314, SLG: 0.439	B FF 93 X SI 93 1-0 23 G3 23 S 2-H 1B		B SI 91 C CH 83 C CU 78 B SL 86 X SI 93 2-2 ③ L7			C SI 89 C SL 84 B CU 79 B FF 91 B CU 77 B CH 80 4-2 33 S BB		B SI 92 B SL 78 C FF 93 B SI 92 X FF 93 3-1 ① G4-3		3	0	1	1	1	0	0
33 Nick Swisher, S (1, 3) OBP: 0.340, SLG: 0.423	B SI 94 B CU 80 X SI 91 2-0 ① L9			C CU 77 B CH 80 F CH 80 C SI 91 1-3 ① K		**B CH 81** **F CH 82** **B FF 90** 1 SAFE 1 SAFE B SI 90 S CH 82 S CH 81 3-3 ① K **1-2**		S CH 84 B CH 83 X SI 94 1-1 ② L9		4	0	0	0	0	2	2
23 Michael Brantley, L (1, 7) OBP: 0.343, SLG: 0.359	**C CU 78** 1 SAFE **F FF 94** 1 SAFE 1 SAFE D CU 80 F SI 93 B FF 94 B SI 91 3-2 ② X SI 83 G3 **1-3**			B SI 88 C CU 78 C FF 93 X CU 77 1-2 ② F7		B SI 91 B CH 82 F SI 91 C SI 91 X SI 92 2-2 ② G1-6-3		C FF 95 F SL 80 F SI 95 F FF 94 B SL 78 F CH 82 F SI 95 C SL 81 1-3 ③ K		4	0	0	0	0	1	2
12 Mark Reynolds, R (1, 5) OBP: 0.323, SLG: 0.466	B SL 86 F SI 92 D CU 80 B FF 95 C SI 92 S FF 94 3-3 ③ K			C FF 91 B SI 90 X CU 77 1-1 ③ G5-3		C FF 90 D CH 81 B SI 91 F SL 84 C FF 92 2-3 ③ K			C FF 92 X FS 83 0-1 ① F8	4	0	0	0	0	2	2
41 Carlos Santana, S (1, 10) OBP: 0.386, SLG: 0.472		B SI 88 F CH 81 B CH 82 C FF 92 B SI 93 X SI 92 3-2 ① F8			B SI 88 B SI 91 B SI 91 B SI 88 4-0 10 E 10 1B 9 G6-3 BB		X SI 94 0-0 ① F8		S FF 92 B FF 94 X FS 83 1-1 10 BB 1B	3	1	1	0	1	0	0
10 Yan Gomes, R (1, 2) OBP: 0.311, SLG: 0.600		C FF 92 C SL 86 B CU 81 F SI 93 X SL 85 1-2 ② F9			C CH 82 X SI 92 0-1 E5 1-3 1B		B FF 93 F FF 93 F CH 83 B KC 76 F CH 82 X FF 93 2-2 E6 9 WP 9 HR		F FF 92 S FF 92 B FF 92 F FF 92 D FS 84 F FF 93 B F FF 92 F FF 92 4-2 B FF 92 1-2 BB	3	1	1	0	1	0	0
9 Ryan Raburn, R (1, 9) OBP: 0.360, SLG: 0.544		C FF 92 B SI 92 S CH 83 F FF 93 F CU 78 B CH 84 S SL 85 2-3 ③ K			B SI 92 B SL 85 C SI 90 F SI 91 B FF 93 X SI 91 3-2 ① G6-3 3-H		B KC 78 B FF 94 F FF 92 F FF 93 B CH 83 X FF 94 3-2 1-H HR		C FF 93 B FF 92 B FF 93 F FF 93 S FS 84 2-3 ② K	4	1	1	3	0	2	3
4 Mike Aviles, R (1, 6) OBP: 0.295, SLG: 0.393			C FF 88 C SI 90 X SI 91 0-2 ① L5		S SI 90 F SI 91 B SL 85 B SI 92 S CH 81 2-3 ② K		X FF 94 0-0 ② F8		C FF 91 F FS 83 B FF 92 S FS 83 1-3 ③ K	4	0	0	0	0	2	3
Inning Stats	R: 1 E: 0 K: 1 S: 11 H: 2 LOB: 1 BB: 0 P: 20	R: 0 E: 0 K: 1 S: 12 H: 0 LOB: 0 BB: 0 P: 18	R: 0 E: 0 K: 1 S: 9 H: 0 LOB: 0 BB: 0 P: 11	R: 0 E: 0 K: 1 S: 8 H: 0 LOB: 0 BB: 0 P: 11	R: 1 E: 1 K: 1 S: 11 H: 1 LOB: 1 BB: 1 P: 22	R: 0 E: 0 K: 2 S: 11 H: 0 LOB: 1 BB: 1 P: 22	R: 2 E: 1 K: 1 S: 12 H: 1 LOB: 0 BB: 0 P: 18	R: 0 E: 0 K: 1 S: 11 H: 0 LOB: 0 BB: 0 P: 16	R: 0 E: 0 K: 2 S: 16 H: 1 LOB: 2 BB: 1 P: 24	1B: 3 2B: 1 3B: 0 HR: 1 SF: 0 SAC: 0 DP: 0 HBP: 0						

	AB	33
	R	4
	H	5
	RBI	4
	BB	3
	SO	11
	LOB	13

WP: 1 PB: 0 SB: 2 CS: 0 PA: 36

PITCHER		IP	WLS	BF	H	R	ER	SO	BB	IBB	HBP	BLK	WP	HR	S	P	ERA	WHIP
21 Rick Porcello, R ERA: 4.86	(1, 1)	6.0	W	23	3	2	1	7	2	0	0	0	0	0	62	104	1.50	0.833
36 Luke Putkonen, R ERA: 2.57	(7, 1)	0.2		4	1	2	1	0	0	0	0	0	1	1	9	14	13.50	1.500
40 Phil Coke, L ERA: 5.3	(7, 1)	1.1	H	4	0	0	0	2	0	0	0	0	0	0	14	20	0.00	0.000
46 Jose Valverde, R ERA: 4.02	(9, 1)	1.0	S	5	1	0	0	2	1	0	0	0	0	0	16	24	0.00	2.000

PITCHER	IP	WLS	BF	H	R	ER	SO	BB	IBB	HBP	BLK	WP	HR	S	P	ERA	WHIP

BOTTOM

Cleveland Indians @ Detroit Tigers

Comerica Park, Detroit, MI

Sat Jun 08 2013, 4:09 PM - 7:43 PM EDT

Att. 41,691 - Partly Cloudy - 68 F

livebaseballscorecards.com

Batter	1	2	3	4	5	6	7	8	9	AB	R	H	RBI	BB	SO	LOB
12 Andy Dirks, L (1, 7) OBP: 0.302, SLG: 0.360	B FF 95 X FF 95 1-0 F7 ①	B SI 95 B SI 94 B FF 94 X FF 95 3-0 24 WP, 48 1B, 28 2B, 2-H, 1B	F CH 87 B FF 94 X SI 92 1-1 3-H, 1B			S FF 88 X CH 82 0-1 L8 ①		C SL 81 F SI 88 B SI 88 X SI 89 1-2 P5 ①		5	1	2	2	0	0	1
48 Torii Hunter, R (1, 9) OBP: 0.354, SLG: 0.410	B FF 96 B FF 97 B FF 96 C FF 95 B FF 96 4-1 28 1B, 24 1B, BB	1 SAFE C FF 95 B SI 94 1 SAFE F CU 80 X CH 89 1-2 24 WP, 28 2B, 1-2, 1B	S FF 94 1 SAFE X FF 94 0-1 G5-3 ③			B SI 88 B CH 82 S SI 89 S FF 88 B FF 89 S FF 88 3-3 K ②		X SI 88 0-0 G3-1 ② 2-3		4	1	1	0	1	1	2
24 Miguel Cabrera, R (1, 5) OBP: 0.450, SLG: 0.649	F FF 96 X CH 90 0-1 28 1B, 1-2, 1B	C SI 96 S SI 89 B CH 89 F SI 95 D SL 83 F FF 96 F CH 89 B SI 95 B CU 80 4-2 28 2B, 1-2, 2-3, BB	X CU 80 0-0 G1-3 ①			C SL 84 F CH 83 B SL 83 B FF 89 F SL 83 C SI 90 2-3 K ③		B SI 90 B SI 90 B FF 90 B SI 89 4-0 BB		3	1	1	0	2	1	0
28 Prince Fielder, L (1, 3) OBP: 0.392, SLG: 0.509	C SI 96 B CH 89 B CU 82 B FF 96 X CH 89 3-1 1-2, 2-3, 1B	B FF 96 F SI 95 X CU 81 1-1 1-H, 2-H, 3-H, 2B	B CH 86 S CH 86 X SI 94 1-1 G4-3 ②				B FF 96 B FF 95 X FF 96 2-0 F7 ①	F SI 89 C SL 82 F SI 89 B SL 81 B SL 81 B SI 89 F FF 90 S SL 81 3-3 K ③		5	0	2	3	0	1	2
41 Victor Martinez, S (1, 10) OBP: 0.289, SLG: 0.353	B FF 97 F CH 89 B FF 96 B FF 95 F FF 96 X FF 97 3-2 F6 ②	F FF 94 X FF 95 0-1 F7 ③	C SI 94 C FF 94 X CH 88 0-2 G6-3 ③				C FF 95 B FF 95 F FF 94 X FF 95 1-2 27 FC6-4, 1B			4	0	1	0	0	0	4
27 Jhonny Peralta, R (1, 6) OBP: 0.382, SLG: 0.493	F FF 97 S CH 90 B FF 94 F SL 83 B CH 89 X FF 97 2-2 F9 ③		F FF 93 X CU 79 0-1 4 1B, 13 BB, 34 G6-4-3, 1B		F SI 94 B CH 86 F FF 94 X CH 89 1-2 2B		C KC 84 B KC 84 X FF 94 1-1 FC6-4 ② 13 WP 1-2f			4	1	2	0	0	0	4
13 Alex Avila, L (1, 2) OBP: 0.277, SLG: 0.303		B SI 94 F SI 94 B FF 94 C CH 86 S CH 88 2-3 K ①	C SI 94 B SI 92 1 SAFE B CH 85 B FF 93 F FF 92 F FF 94 1 SAFE B FF 94 4-2 34 G6-4-3, 4 1B, 12 1B, 1-2, BB			S FF 90 C SI 90 B SI 91 B FF 87 S CH 83 2-3 K ①	B F FF 94 B KC 83 B FF 94 B FF 94 4-1 1-2, BB			2	1	0	0	2	2	1
4 Omar Infante, R (1, 4) OBP: 0.336, SLG: 0.424		X FF 94 0-0 12 1B, 2B	B FF 93 X FF 94 1-0 34 G6-4-3, 1-2, 2-3, 1B			B FF 90 C SL 80 X FF 90 1-1 L8 ②	C FF 94 C KC 83 B KC 83 F FF 94 B KC 83 S KC 83 2-3 K ③			4	1	2	0	0	1	3
34 Avisaíl García, R (1, 8) OBP: 0.333, SLG: 0.473		F FF 96 S CU 80 F CU 80 X SI 94 0-2 G6-3 ②	F CH 86 X SI 92 0-1 G6-4-3 ①② 1-2f 2-3 3-H			C SI 90 S SL 82 B SI 91 D CH 84 F SL 82 X SI 90 2-2 G6-3 ③		B SI 87 F SI 87 B SI 88 X SI 87 2-1 48 G3-1, 2B		4	0	1	0	0	0	4
Inning Stats	R: 0 E: 0 K: 0 S: 13 H: 2 LOB: 3 BB: 1 P: 26	R: 4 E: 0 K: 1 S: 21 H: 4 LOB: 1 BB: 1 P: 32	R: 2 E: 0 K: 0 S: 12 H: 3 LOB: 1 BB: 1 P: 18	R: 0 E: 0 K: 0 S: 6 H: 0 LOB: 0 BB: 0 P: 7	R: 0 E: 0 K: 1 S: 12 H: 1 LOB: 1 BB: 0 P: 18	R: 0 E: 0 K: 2 S: 9 H: 0 LOB: 0 BB: 0 P: 14	R: 0 E: 0 K: 1 S: 11 H: 1 LOB: 2 BB: 1 P: 21	R: 0 E: 0 K: 1 S: 11 H: 1 LOB: 2 BB: 1 P: 21		1B: 8 2B: 4 3B: 0 HR: 0	SF: 0 SAC: 0 DP: 1 HBP: 0		WP: 2 PB: 0 SB: 0 CS: 0	PA: 40		

	AB	35
	R	6
	H	12
	RBI	5
	BB	5
	SO	6
	LOB	21

PITCHER		IP	WLS	BF	H	R	ER	SO	BB	IBB	HBP	BLK	WP	HR	S	P	ERA	WHIP
59 Carlos Carrasco, R ERA: 15.26	(1, 1)	4.0	L	24	10	6	6	1	3	0	0	0	1	0	55	87	13.50	3.250
55 Matt Langwell, R ERA: 2.08	(5, 1)	2.0		6	0	0	0	3	0	0	0	0	0	0	18	28	0.00	0.000
37 Cody Allen, R ERA: 1.95	(7, 1)	1.0		5	1	0	0	1	1	0	0	0	1	0	11	21	0.00	2.000
38 Joe Smith, R ERA: 0.89	(8, 1)	1.0		5	1	0	0	1	1	0	0	0	0	0	11	21	0.00	2.000

PITCHER	IP	WLS	BF	H	R	ER	SO	BB	IBB	HBP	BLK	WP	HR	S	P	ERA	WHIP

Cleveland Indians @ Detroit Tigers

Comerica Park, Detroit, MI

Sun Jun 09 2013, 1:09 PM - 3:39 PM EDT

Att. 41,262 - Cloudy - 73 F

TOP

livebaseballscorecards.com

Batter	1	2	3	4	5	6	7	8	9	AB	R	H	RBI	BB	SO	LOB
24 Michael Bourn, L (1, 8) OBP: 0.343, SLG: 0.403	B FF 90 C FF 90 S SL 84 B SL 83 X SL 83 2-2 ① G4-3		C CU 72 C SI 89 S SL 78 0-3 ③ K			C SI 88 B SL 83 B CH 76 X SL 83 2-1 ② G4-3		X SI 89 0-0 22 S 1B		4	0	1	0	0	1	0
22 Jason Kipnis, L (1, 4) OBP: 0.313, SLG: 0.435	B FF 91 X SI 89 1-0 ② G4-3			B SI 89 C FF 90 X SI 90 1-1 ① G1-3		B CU 74 B SL 83 B FF 88 C FF 89 X FF 89 3-1 33 1B		B SI 89 F SI 88 1 SAFE B FC 85 F SI 90 F SI 90 F FC 85 F FC 84 S FC 83 2-3 ② K 1-2		4	0	1	0	0	1	1
33 Nick Swisher, S (1, 3) OBP: 0.339, SLG: 0.420	B SI 90 C SI 90 C SL 86 B CH 78 B CH 77 F SL 85 F FF 91 S CH 76 3-3 ③ K			B CH 77 X CH 76 1-0 ② G5-3		C FF 87 S SI 87 1 SAFE F FF 89 B CH 74 B SI 90 B SL 83 X FF 90 3-2 12 FC6-4 1-2 1B		C FC 84 B SI 91 X SI 90 1-1 ③ F9		4	0	1	0	0	1	1
12 Mark Reynolds, R (1, 5) OBP: 0.322, SLG: 0.459		B SI 90 B CH 76 S SI 90 F FF 90 B CU 76 B FF 91 4-2 9 FC5-4 BB		C SI 90 B SI 90 C SL 84 B FF 91 C FF 91 2-3 ③ K		B CH 78 B FF 90 X CH 77 2-0 ③ FC6-4 1-2f			B FF 91 C SI 92 B SL 86 B SL 87 S FF 94 T SI 95 3-2 ① K	3	0	0	0	1	2	2
41 Carlos Santana, S (1, 2) OBP: 0.388, SLG: 0.483		C CH 76 C CH 76 B SL 82 F SL 81 S FF 90 1-3 ① K			F CU 74 B SI 89 X SI 90 1-1 ① F8		C SI 88 B FC 84 F SI 89 B KC 79 F FC 84 F SI 91 B KC 79 X SI 90 3-2 4 G5-3 2B		F FF 94 B CH 84 B SI 94 F CH 83 X SI 96 2-2 2B	4	0	2	0	0	1	1
10 Yan Gomes, R (1, 10) 25 Jason Giambi, L (9, PH) OBP: 0.301, SLG: 0.580 OBP: 0.284, SLG: 0.487		B SI 90 C SI 88 T SI 89 S CH 78 1-3 ② K			C CH 76 C SL 82 B FF 90 S CH 76 1-3 ② K		S SI 90 C SI 90 B SI 91 S SI 91 1-3 ① K		B SI 95 C FF 93 S SI 94 F SI 95 X SI 94 1-2 ② F7	3 1	0 0	0 0	0 0	0 0	3 0	2 1
9 Ryan Raburn, R (1, 7) OBP: 0.364, SLG: 0.566		X CH 77 0-0 ③ FC5-4 1-2f			C SI 90 X SL 84 0-1 HR		C SI 91 B SI 91 B KC 79 C SI 90 B SI 91 B SI 91 4-2 BB		F SI 95 S CH 84 S SL 88 0-3 ③ K	3	1	1	1	1	1	2
4 Mike Aviles, R (1, 6) OBP: 0.289, SLG: 0.384			B SI 87 B SI 89 C SI 89 F CH 77 X SL 83 2-2 ① F8		B SI 89 B SI 89 B SI 89 C SI 88 X SI 88 3-1 ③ G1-3		C SI 90 B KC 77 S SI 91 F SI 92 X FC 84 1-2 ②③ G5-3 2-3f			3	0	0	0	0	0	2
11 Drew Stubbs, R (1, 9) OBP: 0.289, SLG: 0.385			C CU 74 F SI 90 B CH 77 B FF 92 F CH 76 S SI 90 2-3 ② K			B CH 76 B SI 87 F SI 88 F CH 76 X FF 90 2-2 ① G5-3		C SI 88 B FC 84 X SI 89 1-1 ① F9		3	0	0	0	0	1	0
Inning Stats	R: 0 E: 0 K: 1 S: 9 H: 0 LOB: 0 BB: 0 P: 15	R: 0 E: 0 K: 2 S: 10 H: 0 LOB: 1 BB: 1 P: 16	R: 0 E: 0 K: 2 S: 10 H: 0 LOB: 0 BB: 0 P: 14	R: 0 E: 0 K: 1 S: 6 H: 0 LOB: 0 BB: 0 P: 10	R: 1 E: 0 K: 1 S: 9 H: 1 LOB: 0 BB: 0 P: 14	R: 0 E: 0 K: 0 S: 12 H: 2 LOB: 2 BB: 0 P: 24	R: 0 E: 0 K: 1 S: 14 H: 1 LOB: 1 BB: 1 P: 23	R: 0 E: 0 K: 1 S: 11 H: 1 LOB: 1 BB: 0 P: 15	R: 0 E: 0 K: 2 S: 13 H: 1 LOB: 1 BB: 0 P: 19	1B: 3 2B: 2 3B: 0 HR: 1 SF: 0 SAC: 0 DP: 1 HBP: 0	WP: 0 PB: 0 SB: 1 CS: 0 PA: 34					

	AB	32
	R	1
	H	6
	RBI	1
	BB	2
	SO	11
	LOB	12

PITCHER		IP	WLS	BF	H	R	ER	SO	BB	IBB	HBP	BLK	WP	HR	S	P	ERA	WHIP
52 Jose Alvarez, L ERA: 1.5	(1, 1)	6.0	W	22	3	1	1	7	1	0	0	0	0	1	56	93	1.50	0.667
33 Drew Smyly, L ERA: 1.93	(7, 1)	2.0	H	8	2	0	0	2	1	0	0	0	0	0	25	38	0.00	1.500
53 Joaquín Benoit, R ERA: 2.0	(9, 1)	1.0	S	4	1	0	0	2	0	0	0	0	0	0	13	19	0.00	1.000

PITCHER	IP	WLS	BF	H	R	ER	SO	BB	IBB	HBP	BLK	WP	HR	S	P	ERA	WHIP

Cleveland Indians @ Detroit Tigers

Comerica Park, Detroit, MI

Sun Jun 09 2013, 1:09 PM - 3:39 PM EDT

Att. 41,262 - Cloudy - 73 F

livebaseballscorecards.com

BOTTOM

Batter	1	2	3	4	5	6	7	8	9	AB	R	H	RBI	BB	SO	LOB
12 Andy Dirks, L (1, 7) OBP: 0.301, SLG: 0.358	F SI 90 X FF 94 0-1 G6-3 ①		B SI 88 S FF 93 F FF 94 S SL 83 1-3 K ①		B FF 92 F FF 93 S SI 91 X SL 84 1-2 G5-3 ②		X FF 93 0-0 E5 48 G5-3 1B			4	0	1	0	0	1	0
48 Torii Hunter, R (1, 9) OBP: 0.352, SLG: 0.407	C SI 92 B SL 86 S SL 83 B FF 95 F SI 92 F SL 85 X SI 93 2-2 G4-3 ②		F SI 92 X SI 92 0-1 1B		C SL 83 S SL 83 F SL 84 B FF 92 B SL 84 S SI 91 2-3 K ③		B SL 81 X SL 82 1-0 G5-3 2-3 ②			4	0	1	0	0	1	1
24 Miguel Cabrera, R (1, 5) OBP: 0.447, SLG: 0.641	X SL 84 0-0 P4 ③		S FF 94 B FF 95 1 SAFE F SI 93 S SL 84 1-3 K ②			B SI 89 C SL 83 B FF 94 B SI 89 C SL 81 B FF 92 4-2 28 1B 32 HR BB	B FF 94 C FF 92 X SL 84 1-1 G6-3 ③			3	1	0	0	1	1	2
28 Prince Fielder, L (1, 3) OBP: 0.394, SLG: 0.509		C SI 90 X FF 94 0-1 32 BB 41 BB 13 SF8 1B	C SI 92 X FF 93 0-1 F8 ③			X SI 89 0-0 1-2 32 HR 1B		C FF 94 S FF 94 X FF 95 0-2 P6 ①		4	2	2	0	0	0	1
41 Victor Martinez, S (1, 10) OBP: 0.292, SLG: 0.352		S SI 91 B SL 83 B SL 83 B SI 91 B SI 91 4-1 39 G3 32 BB 1-2 BB		B SL 78 B SI 92 X SI 88 2-0 1B		B SL 81 C SL 80 X SI 93 1-1 F4 ①		F FF 96 B SL 83 X FF 94 1-1 F8 ②		3	0	1	0	1	0	2
32 Don Kelly, L (1, 8) OBP: 0.323, SLG: 0.358		C SI 91 B SI 92 F FF 94 F SL 84 B SI 91 B SL 84 B SI 90 4-2 39 G3 1-2 2-3 BB		F SI 89 B SL 82 X SI 90 1-1 P6 ①		F SI 89 F SI 88 B SL 83 F FF 94 X SL 84 1-2 1-H 2-H HR		B FF 95 B FF 94 B FF 93 B FF 95 4-0 BB		2	1	1	3	2	0	1
13 Alex Avila, L (1, 2) OBP: 0.271, SLG: 0.297		X SI 92 0-0 SF8 ① 3-H		X SI 92 0-0 F8 ②		B SI 91 F FF 92 C SI 91 B SL 83 B FF 93 C SI 88 3-3 K ②		B FF 94 1 SAFE C FF 94 X FF 94 1-1 L4 ③		3	0	0	1	0	1	2
39 Ramon Santiago, S (1, 6) OBP: 0.216, SLG: 0.255		B FF 94 C SI 91 S FF 94 B FF 94 F FF 94 B FF 94 X SI 90 3-2 G3 ② 1-2 2-3		C FF 93 B FF 93 X SI 93 1-1 G1-3 ③		C SI 87 F SI 90 B FF 94 X FF 92 1-2 L9 ③				3	0	0	0	0	0	3
4 Omar Infante, R (1, 4) OBP: 0.332, SLG: 0.418		B SL 84 X SI 91 1-0 L8 ③			B SL 80 B SI 90 X FF 91 2-0 G5-3 ①		B SI 87 B SI 87 C FF 91 F SI 88 X SL 81 2-2 F8 ①			3	0	0	0	0	0	2
Inning Stats	R: 0 E: 0 K: 0 S: 8 H: 0 LOB: 0 BB: 0 P: 10	R: 1 E: 0 K: 0 S: 12 H: 1 LOB: 2 BB: 2 P: 24	R: 0 E: 0 K: 2 S: 10 H: 1 LOB: 1 BB: 0 P: 12	R: 0 E: 0 K: 0 S: 6 H: 1 LOB: 1 BB: 0 P: 10	R: 0 E: 0 K: 1 S: 8 H: 0 LOB: 0 BB: 0 P: 13	R: 3 E: 0 K: 1 S: 15 H: 2 LOB: 0 BB: 1 P: 25	R: 0 E: 1 K: 0 S: 7 H: 1 LOB: 1 BB: 0 P: 11	R: 0 E: 0 K: 0 S: 7 H: 0 LOB: 1 BB: 1 P: 13		1B: 5 2B: 0 3B: 0 HR: 1 SF: 1 SAC: 0 DP: 0 HBP: 0						

	AB	29
	R	4
	H	6
	RBI	4
	BB	4
	SO	4
	LOB	14

PITCHER		IP	WLS	BF	H	R	ER	SO	BB	IBB	HBP	BLK	WP	HR	S	P	ERA	WHIP
63 Justin Masterson, R ERA: 3.68	(1, 1)	7.0	L	30	6	4	4	4	3	0	0	0	0	1	66	105	5.14	1.286
50 Nick Hagadone, L ERA: 6.0	(8, 1)	1.0		4	0	0	0	0	1	0	0	0	0	0	7	13	0.00	1.000

PITCHER		IP	WLS	BF	H	R	ER	SO	BB	IBB	HBP	BLK	WP	HR	S	P	ERA	WHIP

Cleveland Indians @ Texas Rangers

Rangers Ballpark in Arlington, Arlington, TX

Mon Jun 10 2013, 8:09 PM - 11:00 PM EDT

Att. 33,003 - Clear - 96 F

TOP

livebaseballscorecards.com

Batter	1	2	3	4	5	6	7	8	9	AB	R	H	RBI	BB	SO	LOB
24 Michael Bourn, L (1, 8) OBP: 0.335, SLG: 0.393	B SI 90 C SI 90 F SI 90 S CU 70 1-3 ① K		B SI 88 F SI 88 B CH 82 1 SAFE B SI 88 X SI 89 3-1 ① F7		C SI 90 B SL 83 F SI 89 B CU 71 F CH 83 F SI 91 S CH 84 2-3 ① K		F FF 92 C FF 94 F FF 94 S FF 94 0-3 ③ K			4	0	0	0	0	3	2
22 Jason Kipnis, L (1, 4) OBP: 0.316, SLG: 0.437	C SI 90 F FF 91 B FF 91 F SL 83 X CU 70 1-2 ② F8		C FF 90 1 SAFE 1 SAFE X SI 89 0-1 33 BB / 41 2B / 1-2 1B		C SI 91 B CU 70 X CH 82 1-1 ② F7			X FF 96 0-0 1B		4	1	2	0	0	0	0
33 Nick Swisher, S (1, 9) OBP: 0.342, SLG: 0.418	C SI 90 B SL 85 S SL 84 F FF 91 X SL 85 1-2 23 1B / 1B		C SI 90 B CU 70 C CH 82 B FF 90 B CH 82 B CH 84 4-2 41 2B / 1-2 2-3 BB		B CH 82 F FF 90 B CU 71 B CH 83 X SI 90 3-1 ③ G5-3			B FF 95 S FF 96 F FF 96 F CU 83 1 SAFE F FF 96 F FF 96 B CH 90 C CU 84 2-3 ① K		3	1	1	0	1	1	1
23 Michael Brantley, L (1, 7) OBP: 0.342, SLG: 0.357	C SI 90 B FF 90 B FF 90 B SL 84 X SI 91 3-1 1-2 1B		B CH 83 X FF 91 1-0 ② F4			B SI 90 X CH 83 1-0 ① G3		C FF 95 B FF 96 F FF 96 1 SAFE B FF 96 F CU 83 F CU 83 X FF 95 2-2 ② L7		4	0	1	0	0	0	4
41 Carlos Santana, S (1, 3) OBP: 0.386, SLG: 0.483	2 SAFE F SI 90 B CU 69 C CU 71 F SL 84 B FF 91 B CU 70 S SL 86 3-3 ③ K		D CU 72 X SI 91 1-0 1-H 2-H 3-H 2B			B FF 90 C FF 90 B FF 90 X FF 90 2-1 ② G4-3		C CU 83 B FF 96 X FF 96 1-1 ③ P5		4	0	1	3	0	1	3
12 Mark Reynolds, R (1, 5)		X SL 82 0-0 ① G5-3	F SI 91 B SI 91 C SL 85 B FF 92 S CU 70 2-3 ③ K			S FF 91 B FF 92 B CU 72 S SL 85 B CU 72 S FF 92 3-3 ③ K			F FF 90 C FF 92 F FF 92 S SL 87 0-3 ① K	4	0	0	0	0	3	1
25 Jason Giambi, L (1, 10) OBP: 0.286, SLG: 0.474 9 Ryan Raburn, R (7, PR) OBP: 0.361, SLG: 0.561 (7, 10)		B SI 89 B FF 90 F FF 90 B CH 83 X SI 90 3-1 ② L9		C CU 68 F FF 89 S CU 69 0-3 ① K			F FF 92 B FF 91 B SL 87 B FF 93 B FF 92 4-1 BB		X FF 92 0-0 ② F8	2 1	0 0	0 0	0 0	1 0	1 0	0 0
10 Yan Gomes, R (1, 2) OBP: 0.289, SLG: 0.554		B FF 90 C SL 83 C CU 68 X SL 81 1-2 ③ G5-3		C FF 90 F CH 83 X FF 89 0-2 ② L9			F FF 94 F FF 94 C FF 94 0-3 ① K		F FC 92 C SL 86 B CU 81 X CU 81 1-2 ③ G4-3	4	0	0	0	0	1	1
4 Mike Aviles, R (1, 6) OBP: 0.290, SLG: 0.383			B SL 82 F FF 88 B SL 82 B SL 82 C FF 89 X FF 90 3-2 33 BB / 22 1B / 41 2B / 1B	B FF 90 S SL 84 F FF 90 X CU 69 1-2 ③ F7			C FF 93 F FF 94 S FF 95 0-3 ② K			3	1	1	0	0	1	1
Inning Stats	R: 0 E: 0 K: 2 S: 17 H: 2 LOB: 2 BB: 0 P: 26	R: 0 E: 0 K: 0 S: 6 H: 0 LOB: 0 BB: 0 P: 10	R: 3 E: 0 K: 1 S: 14 H: 3 LOB: 1 BB: 1 P: 28	R: 0 E: 0 K: 1 S: 9 H: 0 LOB: 0 BB: 0 P: 10	R: 0 E: 0 K: 1 S: 9 H: 0 LOB: 0 BB: 0 P: 15	R: 0 E: 0 K: 1 S: 6 H: 0 LOB: 0 BB: 0 P: 12	R: 0 E: 0 K: 3 S: 11 H: 0 LOB: 1 BB: 1 P: 15	R: 0 E: 0 K: 1 S: 14 H: 1 LOB: 1 BB: 0 P: 19	R: 0 E: 0 K: 1 S: 8 H: 0 LOB: 0 BB: 0 P: 9	1B: 5 2B: 1 3B: 0 HR: 0 SF: 0 SAC: 0 DP: 0 HBP: 0						

	AB	33
	R	3
	H	6
	RBI	3
	BB	2
	SO	11
	LOB	13

PITCHER		IP	WLS	BF	H	R	ER	SO	BB	IBB	HBP	BLK	WP	HR	S	P	ERA	WHIP
25 Josh Lindblom, R ERA: 5.91	(1, 1)	6.0		24	5	3	3	6	1	0	0	0	0	0	61	101	4.50	1.000
46 Robbie Ross Jr., L ERA: 1.53	(7, 1)	1.0	W	4	0	0	0	3	1	0	0	0	0	0	11	15	0.00	1.000
52 Tanner Scheppers, R ERA: 0.84	(8, 1)	1.0	H	4	1	0	0	1	0	0	0	0	0	0	14	19	0.00	1.000
36 Joe Nathan, R ERA: 1.71	(9, 1)	1.0	S	3	0	0	0	1	0	0	0	0	0	0	8	9	0.00	0.000

PITCHER		IP	WLS	BF	H	R	ER	SO	BB	IBB	HBP	BLK	WP	HR	S	P	ERA	WHIP

Cleveland Indians @ Texas Rangers

Rangers Ballpark in Arlington, Arlington, TX

Mon Jun 10 2013, 8:09 PM - 11:00 PM EDT

Att. 33,003 - Clear - 96 F

livebaseballscorecards.com

BOTTOM

Batter	1	2	3	4	5	6	7	8	9	AB	R	H	RBI	BB	SO	LOB
1 Elvis Andrus, R (1, 6) OBP: 0.307, SLG: 0.304	C SI 90 C SI 92 S SI 94 0-3 ① K	F SI 92 D CH 80 C SI 93 S SL 83 1-3 ③ K		C SI 94 X SI 94 0-1 1B			2 SAFE C CU 78 S SI 92 X SI 92 0-2 27 WP 27 HR 7 G3-6-5 2-3 1B	X FF 90 0-0 ③ G6-3		5	1	2	0	0	2	4
7 David Murphy, L (1, 7) OBP: 0.270, SLG: 0.388	B SI 93 B SI 93 X SI 92 2-0 ② G3-1		B SI 90 B SI 92 C SI 92 B SI 90 B SI 93 4-1 27 1B BB	1 SAFE C SI 93 F SI 93 T SI 95 0-2 ③ K			X FF 94 0-0 ① ② G3-6-5 1-2 3-Hf			3	0	0	0	1	1	3
27 Lance Berkman, S (1, 10) OBP: 0.376, SLG: 0.408	C SI 91 C SI 92 S SI 94 0-3 ③ K		F SI 92 C SI 92 F SI 94 1 SAFE B SI 92 B CH 78 B SI 93 F SI 93 X SI 92 1-3 3-2 ① 1B		X SI 92 0-0 ① F9		B FF 95 X FF 94 1-0 2-H HR			4	1	2	2	0	1	0
29 Adrián Beltré, R (1, 5) OBP: 0.348, SLG: 0.534		B SI 92 X SI 92 1-0 ① P4	F SI 92 X SI 92 0-1 ② F8		B SI 92 C SI 92 B SL 79 B SI 93 F SI 93 F CU 78 F SI 94 X SI 94 3-2 ② F8		B FF 94 B FF 94 B FF 94 S FF 94 B FF 95 4-1 17 2B BB			3	1	0	0	1	0	1
17 Nelson Cruz, R (1, 9) OBP: 0.320, SLG: 0.504		B SI 91 C SI 93 F SI 92 F SI 94 X SI 95 1-2 ② L9	C CH 80 B SI 93 B SI 93 F SI 93 F SL 82 B SI 93 X SL 84 3-2 ③ G4-3		C SL 89 X SI 93 0-1 ③ G6-3		B KC 81 C FF 94 F FF 94 B FF 95 B FF 95 X FF 95 3-2 1-H 2B			4	0	1	1	0	0	1
12 A.J. Pierzynski, L (1, 2) OBP: 0.333, SLG: 0.439		X SI 94 0-0 15 BB 23 1B 1B		C SI 92 C SI 92 X SL 82 0-2 15 HR 1B		F SI 93 F SI 94 X SL 83 0-2 ① G4-3	F FF 95 X FF 96 0-1 ③ F7			4	2	2	0	0	0	1
15 Jeff Baker, R (1, 3) OBP: 0.409, SLG: 0.731 21 Chris McGuiness, L (8, 3) OBP: 0.250, SLG: 0.375	C SI 93 B SI 94 C SI 92 B SI 95 D CH 80 B SI 93 4-2 13 E 23 1B 1-2 BB		B CH 81 B SI 92 C SI 93 X CH 82 2-1 1-H HR		B SI 93 C SI 92 S SI 93 X SI 92 1-2 ② L9		C SI 91 S FF 90 F FF 92 F SL 79 B SL 78 B FF 92 X SL 78 2-2 ① L3			2 1	1 0	1 0	2 0	1 0	0 0	0 0
23 Craig Gentry, R (1, 8) OBP: 0.325, SLG: 0.333	B SI 92 B SI 92 F SI 91 C SI 91 X SI 92 2-2 13 E 1-2 2-H 1B		C SI 93 F SI 94 C SL 80 0-3 ① K		C SI 94 B SL 80 B SI 93 X SI 93 2-1 ③ L9		B FF 91 S FF 92 F FF 90 S FF 91 1-3 ② K			4	0	1	1	0	2	0
13 Jurickson Profar, S (1, 4) OBP: 0.315, SLG: 0.379		F CH 81 C SI 93 F SI 95 X CH 81 0-2 FC5 1-2 2-3		X SI 93 0-0 ② F9			B SI 91 C SI 91 B CU 78 X SI 92 2-1 1 1B 7 G3-6-5 2B	F SI 92 B FF 91 B FF 90 C SI 90 H FF 90 3-2 HBP		3	0	1	0	0	0	2
Inning Stats	R: 0 E: 0 K: 2 S: 7 H: 0 LOB: 0 BB: 0 P: 9	R: 1 E: 1 K: 1 S: 18 H: 2 LOB: 3 BB: 1 P: 27	R: 0 E: 0 K: 0 S: 12 H: 1 LOB: 1 BB: 1 P: 22	R: 2 E: 0 K: 2 S: 14 H: 3 LOB: 1 BB: 0 P: 16	R: 0 E: 0 K: 0 S: 8 H: 0 LOB: 0 BB: 0 P: 11	R: 0 E: 0 K: 0 S: 8 H: 0 LOB: 0 BB: 0 P: 11	R: 3 E: 0 K: 0 S: 13 H: 4 LOB: 1 BB: 1 P: 23	R: 0 E: 0 K: 1 S: 11 H: 0 LOB: 1 BB: 0 P: 17		1B: 6 2B: 3 3B: 0 HR: 2 SF: 0 SAC: 0 DP: 1 HBP: 1						

	AB	33
	R	6
	H	10
	RBI	6
	BB	3
	SO	6
	LOB	12

WP: 1 PA: 37
PB: 0
SB: 0
CS: 0

PITCHER		IP	WLS	BF	H	R	ER	SO	BB	IBB	HBP	BLK	WP	HR	S	P	ERA	WHIP
26 Scott Kazmir, L ERA: 5.33	(1, 1)	6.0	L	28	8	5	5	5	2	0	0	0	0	1	72	103	7.50	1.667
50 Nick Hagadone, L ERA: 6.27	(7, 1)	0.2		2	1	0	0	0	0	0	0	0	1	1	2	3	0.00	1.500
37 Cody Allen, R ERA: 2.25	(7, 1)	0.1		3	1	1	1	0	1	0	0	0	0	0	6	13	27.00	6.000
52 Vinnie Pestano, R ERA: 4.5	(8, 1)	1.0		4	0	0	0	1	0	0	1	0	0	0	11	17	0.00	0.000

PITCHER	IP	WLS	BF	H	R	ER	SO	BB	IBB	HBP	BLK	WP	HR	S	P	ERA	WHIP

Cleveland Indians @ Texas Rangers

Rangers Ballpark in Arlington, Arlington, TX

Tue Jun 11 2013, 8:08 PM - 11:04 PM EDT

Att. 45,200 - Partly Cloudy - 91 F

TOP

livebaseballscorecards.com

Batter	1	2	3	4	5	6	7	8	9	AB	R	H	RBI	BB	SO	LOB
11 Drew Stubbs, R (1, 8) OBP: 0.287, SLG: 0.380	B SI 93 C SI 91 F SL 82 T SL 81 1-2 ① K		F SI 92 B FF 93 X SI 92 1-1 E6 22 1B		2 SAFE F FF 93 X SL 83 0-1 22 HBP 33 1B 1B 1-H 2-H	S SL 86 B SI 90 X SL 86 1-1 ③ F8			C SL 82 1 SAFE C FF 91 1 SAFE S FF 92 0-3 ① K	5	1	1	2	0	2	2
22 Jason Kipnis, L (1, 4) OBP: 0.322, SLG: 0.435	C SI 92 B SI 92 F SI 92 S SL 84 1-3 ② K		B SI 92 B SI 90 B SI 91 1 SAFE C SI 90 1 SAFE X SI 93 3-1 1-3 1B		1 SAFE H SI 90 1-0 33 1B 1-2 HBP		B SL 84 C SI 87 B CH 83 F SI 87 B CU 70 B SI 88 4-2 33 G6-3 33 S 41 WP BB		C FF 92 1 SAFE 1 SAFE B FF 92 F FF 93 C FF 93 1-3 ② K 1-2	3	1	1	0	1	2	1
33 Nick Swisher, S (1, 3) OBP: 0.339, SLG: 0.413	C SI 94 F SI 94 C SI 95 0-3 ③ K		D SL 83 C SI 92 F SI 93 X SI 94 1-2 ③ L7		X SI 93 0-0 9 F8 1-3 2-H 1B		1 SAFE B SI 88 B SI 89 S FF 88 B FF 88 X SI 87 3-1 ① G6-3 1-3		C SL 83 B FF 92 F FF 93 B SL 83 S SL 82 2-3 ③ K	5	0	1	1	0	2	4
9 Ryan Raburn, R (1, 9) OBP: 0.358, SLG: 0.559		B SL 78 X FF 90 1-0 ① P4		C KC 72 B CH 81 F SI 93 B SL 84 B SL 82 X CH 83 3-2 41 F7 12 1B 2B	F SI 91 F SI 92 F SI 92 B KC 77 X SI 93 1-2 ① F8 1-2		C SL 84 F SI 89 B CU 71 B CU 70 B SI 90 X SL 85 3-2 ② L5			4	1	1	0	0	0	3
41 Carlos Santana, S (1, 10) OBP: 0.388, SLG: 0.481		C KC 74 B FF 93 X SI 91 1-1 ② 1B		C SI 91 B FF 92 B SI 92 F SL 82 X SI 92 2-2 ① F7 2-3	B CH 83 B SL 83 C SL 82 B SI 92 B SL 83 4-1 12 G5-4-3 BB		B SI 88 B CH 82 F SI 89 C SL 85 X SI 90 2-2 ③ G4-3 3-H			3	0	1	0	1	0	1
12 Mark Reynolds, R (1, 5) OBP: 0.320, SLG: 0.452 7 John McDonald, R (8, 5) OBP: 0.171, SLG: 0.097		B SI 94 B CH 84 B CH 84 C SI 93 X SI 94 3-1 1B		C SI 92 B SL 82 S SI 93 F SI 94 X SI 94 1-2 23 G4-6-3 3-H 1B	X FF 89 0-0 ②③ G5-4-3 1-2f			F FF 92 B SL 89 B SL 89 C FF 93 B SL 85 X FF 94 3-2 ① L8		4 0	0 0	2 0	1 0	0 0	0 0	3 0
23 Michael Brantley, L (1, 7) OBP: 0.344, SLG: 0.357		B SI 91 B SI 92 F SI 92 X SI 91 2-1 ③ G4-3		B CH 82 X SI 92 1-0 ②③ G4-6-3 1-2f		B SI 89 B SI 88 B SI 88 B SI 88 4-0 10 G3 10 S BB		B FF 92 C FF 92 F FF 92 B SL 88 F SL 86 X SL 87 2-2 10 G6-4-3 1B		3	0	1	0	1	0	2
10 Yan Gomes, R (1, 2) OBP: 0.287, SLG: 0.542			B SI 92 B SI 91 F SI 92 X SI 93 2-1 ① L9		B FF 90 X SI 90 1-0 11 E 4 1B 11 1B 1B	1 SAFE C SL 85 1 SAFE F FF 89 B CU 72 D CU 72 D SL 86 X SI 88 3-2 ① G3 1-3		X FF 92 0-0 ②③ G6-4-3 1-2f		4	1	1	0	0	0	2
4 Mike Aviles, R (1, 6) OBP: 0.296, SLG: 0.386			S SL 82 T CH 83 B CH 82 F SL 82 S SL 80 1-3 ② K		L CH 81 1 SAFE B SI 92 C SI 91 F SL 80 X CH 82 1-2 11 E 11 1B 1B	B SL 90 F SL 86 B SI 90 F SI 89 X CU 71 2-2 ② P4			X FF 91 0-0 22 S 1B	4	1	2	0	0	1	1
Inning Stats	R: 0 E: 0 K: 3 S: 9 H: 0 LOB: 0 BB: 0 P: 11	R: 0 E: 0 K: 0 S: 7 H: 2 LOB: 1 BB: 0 P: 14	R: 0 E: 1 K: 1 S: 13 H: 1 LOB: 2 BB: 0 P: 21	R: 1 E: 0 K: 0 S: 11 H: 2 LOB: 0 BB: 0 P: 18	R: 3 E: 1 K: 0 S: 14 H: 4 LOB: 2 BB: 1 P: 22	R: 0 E: 0 K: 0 S: 8 H: 0 LOB: 1 BB: 1 P: 18	R: 1 E: 0 K: 0 S: 10 H: 0 LOB: 0 BB: 1 P: 22	R: 0 E: 0 K: 0 S: 8 H: 1 LOB: 0 BB: 0 P: 13	R: 0 E: 0 K: 3 S: 10 H: 1 LOB: 1 BB: 0 P: 13	1B: 10 2B: 1 3B: 0 HR: 0 SF: 0 SAC: 0 DP: 3 HBP: 1						

	AB	35
	R	5
	H	11
	RBI	4
	BB	3
	SO	7
	LOB	19

WP: 1 PB: 0 SB: 3 CS: 0 PA: 39

PITCHER		IP	WLS	BF	H	R	ER	SO	BB	IBB	HBP	BLK	WP	HR	S	P	ERA	WHIP
45 Derek Holland, L ERA: 3.11	(1, 1)	4.1	L	23	9	4	4	4	1	0	1	0	0	0	53	85	8.31	2.308
37 Kyle McClellan, R ERA: 3.0	(5, 1)	2.2		9	0	1	1	0	2	0	0	0	1	0	19	41	3.38	0.750
56 Neal Cotts, L ERA: 0.75	(8, 1)	1.0		3	1	0	0	0	0	0	0	0	0	0	8	13	0.00	1.000
44 Jason Frasor, R ERA: 3.12	(9, 1)	1.0		4	1	0	0	3	0	0	0	0	0	0	10	13	0.00	1.000

PITCHER	IP	WLS	BF	H	R	ER	SO	BB	IBB	HBP	BLK	WP	HR	S	P	ERA	WHIP

BOTTOM

Cleveland Indians @ Texas Rangers

Rangers Ballpark in Arlington, Arlington, TX

Tue Jun 11 2013, 8:08 PM - 11:04 PM EDT

Att. 45,200 - Partly Cloudy - 91 F

livebaseballscorecards.com

Batter	1	2	3	4	5	6	7	8	9	AB	R	H	RBI	BB	SO	LOB
1 Elvis Andrus, R (1, 6) OBP: 0.310, SLG: 0.304	B SI 92 X SI 92 1-0 7 L5-3 1B		C SL 90 X SI 92 0-1 ③ G1-3			1 SAFE B SL 89 B SI 92 B SI 92 C SI 89 C SI 92 F SL 89 1 SAFE B SL 90 4-2 1-2 BB		C SI 91 C SL 88 F SI 92 B CU 84 X SL 88 1-2 ② G6-3 1-2		3	0	1	0	1	0	1
7 David Murphy, L (1, 7) OBP: 0.270, SLG: 0.390	C SI 92 X SI 91 0-1 ① ② L5-3 1-1			B CU 81 C SI 91 C SI 91 X CU 84 1-2 ① G3-1		X SI 92 0-0 ① ② L7-5 2-3		C SI 87 S CH 85 X SI 93 0-2 2-H 2B		4	0	1	1	0	0	3
27 Lance Berkman, S (1, 10) OBP: 0.373, SLG: 0.405	X SI 91 0-0 1B			B SI 92 X SL 88 1-0 ② G3		B SI 91 B SL 88 C SI 93 B SI 90 X SI 92 3-1 ③ G4-1		F SL 88 C CH 83 D SL 89 S CU 84 1-3 ③ K		4	0	1	0	0	1	2
29 Adrian Beltré, R (1, 5) OBP: 0.343, SLG: 0.526	B SI 91 C SL 89 C SI 92 X FF 92 1-2 ③ G1-3			F SI 92 X SI 92 0-1 ③ G5-3			C SI 92 S SL 90 B CU 84 X CU 83 1-2 ① F8		B SI 90 C SI 89 S SI 90 T SI 90 1-2 ① K	4	0	0	0	0	1	1
12 A.J. Pierzynski, L (1, 2) OBP: 0.343, SLG: 0.462		B CH 83 B SI 91 B SL 88 B SI 92 4-0 17 G5-4-3 BB			C SI 91 F SI 93 X SI 93 0-2 23 FC4-6 1B		F CH 85 F SI 93 B SI 94 B CU 83 F CH 86 X SI 94 2-2 ② G3-1		B SL 81 F FF 91 S FF 91 B SI 91 X FF 92 2-2 HR	3	1	2	1	1	0	0
17 Nelson Cruz, R (1, 9) OBP: 0.323, SLG: 0.507		X SI 90 0-0 ① ② G5-4-3 1-2f			C CU 83 F SL 90 T SI 92 0-2 ① K		B FF 91 C CU 83 X SI 93 1-1 21 WP 2B		B SI 89 B SL 81 B SI 89 B SI 88 4-0 BB	3	0	1	0	1	1	2
21 Chris McGuiness, L (1, 3) OBP: 0.167, SLG: 0.250		C SI 90 B SI 91 F SL 87 B SI 92 X CH 85 2-2 ③ G3			C SL 89 B SI 91 X SI 92 1-1 ② L7		B CH 84 C SI 92 B SI 94 S SL 89 B CU 85 F SL 91 C CU 84 3-3 ③ K 2-3		C SL 81 D SI 89 C SI 89 B SL 82 X SI 90 2-2 ② F8	4	0	0	0	0	1	3
23 Craig Gentry, R (1, 8) OBP: 0.320, SLG: 0.327 2 Leonys Martin, L (8, PH) OBP: 0.310, SLG: 0.385 (9, 8)			C SI 91 C CU 81 F SL 88 B CU 82 B SI 91 X SL 89 2-2 ① G6-3		X SL 87 0-0 ③ FC4-6 1-2f			C SI 92 C SL 89 X SI 91 0-2 ① F7	C SI 89 B SL 81 C SL 81 F SI 90 B SL 82 C SL 81 2-3 ③ K	2 2	0 0	0 0	0 0	0 0	0 1	1 1
3 Leury García, S (1, 4) OBP: 0.222, SLG: 0.216 13 Jurickson Profar, S (8, PH) OBP: 0.324, SLG: 0.388 (9, 4)			X SI 92 0-0 ② G6-3			B SL 87 B SI 92 B SI 91 C SI 91 B SI 92 4-1 7 L7-5 1 BB BB		C SI 92 B CU 83 B CH 84 C SL 90 X SI 94 2-2 1 G6-3 7 2B 1B		1 1	0 1	0 1	0 0	1 0	0 0	0 0
Inning Stats	R: 0 E: 0 K: 0 S: 7 H: 2 LOB: 1 BB: 0 P: 9	R: 0 E: 0 K: 0 S: 4 H: 0 LOB: 0 BB: 1 P: 10	R: 0 E: 0 K: 0 S: 7 H: 0 LOB: 0 BB: 0 P: 9	R: 0 E: 0 K: 0 S: 6 H: 0 LOB: 0 BB: 0 P: 8	R: 0 E: 0 K: 1 S: 9 H: 1 LOB: 1 BB: 0 P: 10	R: 0 E: 0 K: 0 S: 7 H: 0 LOB: 1 BB: 2 P: 18	R: 0 E: 0 K: 1 S: 13 H: 1 LOB: 1 BB: 0 P: 20	R: 1 E: 0 K: 1 S: 16 H: 2 LOB: 1 BB: 0 P: 20	R: 1 E: 0 K: 2 S: 13 H: 1 LOB: 1 BB: 1 P: 24	1B: 4 2B: 4 3B: 0 HR: 1 SF: 0 SAC: 0 DP: 3 HBP: 0						WP: 1 PB: 0 SB: 0 CS: 0 PA: 35	

	AB	31
	R	2
	H	7
	RBI	2
	BB	4
	SO	5
	LOB	14

PITCHER	IP	WLS	BF	H	R	ER	SO	BB	IBB	HBP	BLK	WP	HR	S	P	ERA	WHIP
28 Corey Kluber, R (1, 1) ERA: 4.08	8.0	W	30	6	1	1	3	3	0	0	0	1	0	69	104	1.12	1.125
38 Joe Smith, R (9, 1) ERA: 1.27	1.0		5	1	1	1	2	1	0	0	0	0	1	13	24	9.00	2.000

PITCHER	IP	WLS	BF	H	R	ER	SO	BB	IBB	HBP	BLK	WP	HR	S	P	ERA	WHIP

Cleveland Indians @ Texas Rangers

Rangers Ballpark in Arlington, Arlington, TX

Wed Jun 12 2013, 8:07 PM - 11:15 PM EDT

Att. 34,248 - Clear - 93 F

TOP

livebaseballscorecards.com

Batter	1	2	3	4	5	6	7	8	9	AB	R	H	RBI	BB	SO	LOB
24 Michael Bourn, L (1, 8) OBP: 0.343, SLG: 0.395	B SI 91 X SI 90 1-0 33 G3 23 1B 1B		X SI 89 0-0 22 1B 23 1B 1B	B CU 76 C SL 85 X CU 79 1-1 ③ G4-3		X SL 82 0-0 ③ G3			B CH 85 B CH 85 B FF 91 B SI 90 4-0 22 FC6-5-4 BB	4	1	2	0	1	0	1
22 Jason Kipnis, L (1, 4) OBP: 0.328, SLG: 0.457	B SI 90 C SI 90 1 SAFE 1 SAFE B FF 90 X SL 85 2-1 ① F7		B SI 89 B SL 84 F SI 90 1 SAFE X FF 90 2-1 23 1B 1-2 1B		X SI 90 0-0 HR		B SL 85 L FF 92 B FF 92 X FF 92 2-1 2B		B FF 91 X CH 86 1-0 ①② FC6-5-4 33 BB 1-2 2-3	5	1	3	1	0	0	3
33 Nick Swisher, S (1, 3) OBP: 0.336, SLG: 0.406	B SI 90 1 SAFE C SL 86 1 SAFE F SI 90 1 SAFE 1 SAFE P PO 83 F SL 85 2-2 ② 1 SAFE X CU 78 G3 1-2		S SL 85 C SI 91 B SI 92 S CU 78 1-3 ① K		X CH 85 0-0 ① G3		F FF 93 C SL 85 F FF 93 C FF 93 0-3 ① K		1 SAFE C FF 90 C SL 78 1 SAFE B FF 91 B SI 91 B SL 79 B CH 85 4-2 1-2 BB	4	0	0	0	1	2	4
23 Michael Brantley, L (1, 7) OBP: 0.349, SLG: 0.360	C CU 78 C SL 84 F FF 91 X SL 85 0-2 ③ 2-H 1B		B SI 91 X SL 85 1-0 1-3 2-H 1B		C SI 91 B CU 78 B CU 77 F SI 91 B CU 78 B CU 77 4-2 41 2B BB		F FF 93 C FF 93 C FF 93 0-3 ② K		B CH 86 F CH 86 C FF 91 F FF 91 X FF 92 1-2 ③ L8	4	1	2	1	1	1	3
41 Carlos Santana, S (1, 2) OBP: 0.386, SLG: 0.481		C SI 90 F FF 90 F SI 92 F SL 85 F CU 79 B CH 84 S CU 79 1-3 ① K	C CU 77 B SI 91 1 SAFE F CU 78 F FF 91 B SI 90 1 SAFE S SL 86 2-3 ② K		B FF 90 1 SAFE X CH 85 1-0 1-H 2B		C FF 94 B FF 93 B FF 94 F FF 93 X FF 94 2-2 ③ F8			4	0	1	1	0	2	3
12 Mark Reynolds, R (1, 5) OBP: 0.315, SLG: 0.443 7 John McDonald, R (8, 5) OBP: 0.171, SLG: 0.097		F SI 91 F SI 91 B CU 80 B SL 86 B SL 85 X SL 85 3-2 ② P5	B SI 92 X SI 91 1-0 ③ F7		F SI 91 B CU 78 D SL 85 F SI 91 B CU 79 S SI 91 3-3 ② K			X SI 90 0-0 ① F9		4 0	0 0	0 0	0 0	1 0	3 0
25 Jason Giambi, L (1, 10) OBP: 0.295, SLG: 0.463		C SI 92 B CH 84 S SL 86 H CU 80 2-2 4 HR HBP		C CH 81 F CU 77 F CU 76 F SL 83 B SL 84 B SI 92 F CU 79 H FF 91 3-2 HBP	C SL 84 S CU 79 X CU 79 0-2 ③ G6-3			C SI 90 F SL 81 C FF 90 0-3 ② K		2	1	0	0	0	1	1
4 Mike Aviles, R (1, 6) OBP: 0.295, SLG: 0.404		B FF 91 D SL 85 X SL 84 2-0 1-H HR	B SI 90 X SI 90 1-0 ① L7		C FF 90 C FF 91 B FF 91 X CH 85 1-2 ① G1-3			C FF 90 X FF 90 0-1 ③ G5-3		4	1	1	2	0	0	1
11 Drew Stubbs, R (1, 9) OBP: 0.286, SLG: 0.382		B SI 91 X SI 91 1-0 ③ G6-3	C SL 84 B SI 91 F SI 90 S CU 78 1-3 ② K		F FF 92 B FF 93 B SL 83 C FF 92 B FF 93 F FF 92 X FF 93 3-2 ② F9				X FF 89 0-0 22 FC6-5-4 2B	4	0	1	0	0	1	1
Inning Stats	R: 0 E: 0 K: 0 S: 12 H: 2 LOB: 2 BB: 0 P: 16	R: 2 E: 0 K: 1 S: 13 H: 1 LOB: 0 BB: 0 P: 22	R: 1 E: 0 K: 2 S: 12 H: 3 LOB: 2 BB: 0 P: 19	R: 0 E: 0 K: 1 S: 11 H: 0 LOB: 1 BB: 0 P: 17	R: 2 E: 0 K: 1 S: 11 H: 2 LOB: 1 BB: 1 P: 19	R: 0 E: 0 K: 0 S: 8 H: 0 LOB: 0 BB: 0 P: 12	R: 0 E: 0 K: 2 S: 12 H: 1 LOB: 1 BB: 0 P: 16	R: 0 E: 0 K: 1 S: 6 H: 0 LOB: 0 BB: 0 P: 6	R: 0 E: 0 K: 0 S: 8 H: 1 LOB: 2 BB: 2 P: 18	1B: 5 2B: 3 3B: 0 HR: 2 SF: 0 SAC: 0 DP: 1 HBP: 2						

	AB	35
	R	5
	H	10
	RBI	5
	BB	3
	SO	8
	LOB	20

WP: 0 PB: 0 SB: 0 CS: 0 PA: 40

PITCHER		IP	WLS	BF	H	R	ER	SO	BB	IBB	HBP	BLK	WP	HR	S	P	ERA	WHIP
49 Nick Tepesch, R ERA: 4.3	(1, 1)	5.0	L	25	8	5	5	5	1	0	2	0	0	2	59	93	9.00	1.800
44 Jason Frasor, R ERA: 2.95	(6, 1)	1.0		3	0	0	0	0	0	0	0	0	0	0	8	12	0.00	0.000
46 Robbie Ross Jr., L ERA: 1.48	(7, 1)	1.0		4	1	0	0	2	0	0	0	0	0	0	12	16	0.00	1.000
55 Ross Wolf, R ERA: 1.53	(8, 1)	2.0		8	1	0	0	1	2	0	0	0	0	0	14	24	0.00	1.500

PITCHER	IP	WLS	BF	H	R	ER	SO	BB	IBB	HBP	BLK	WP	HR	S	P	ERA	WHIP

BOTTOM

Batter	1	2	3	4	5	6	7	8	9	AB	R	H	RBI	BB	SO	LOB
13 Jurickson Profar, S (1, 6) OBP: 0.342, SLG: 0.417	C FF 88 S FS 81 F FF 92 B FS 83 F SL 86 B FS 83 F FS 84 F FF 92 X FS 84 2-2 ① G4-3		B FF 91 B FS 84 C FF 90 B SI 91 C SI 90 X FF 92 3-2 7 G4-6-3 1B		B SL 83 B SI 92 C SI 90 B SL 84 X SI 91 3-1 ② F9		B FC 92 B FC 93 X FC 93 2-0 1B		B SI 90 B SI 91 C FF 90 B FF 90 X FF 90 3-1 1-H 2B	5	0	3	1	0	0	0
7 David Murphy, L (1, 7) OBP: 0.264, SLG: 0.381	C SI 92 B SI 92 B SI 91 S FS 84 F SI 93 X FS 85 2-2 ② G4-3		B SI 91 C SL 84 B SI 92 1 SAFE B FS 85 X SI 89 3-1 ①② G4-6-3 1-2f		C SL 84 X FS 83 0-1 ③ P2		S FF 94 X FF 94 0-1 ③ F9		C SL 79 X FF 90 0-1 ③ F8	5	0	0	0	0	0	3
27 Lance Berkman, S (1, 10) OBP: 0.380, SLG: 0.406	C SL 85 B FF 93 B SI 92 B FF 92 B SI 92 4-1 29 FC6-4 BB		C SL 84 S FS 85 X FS 83 0-2 29 BB 1B			C CU 75 B FF 92 F SL 83 B FF 92 B FS 85 B SL 84 4-2 12 F8 29 1B BB		C SI 88 B SL 81 C SL 81 F FF 90 S FF 91 1-3 ① K		2	0	1	0	2	1	0
29 Adrián Beltré, R (1, 5) OBP: 0.349, SLG: 0.526	B FF 92 B SL 85 X FF 92 2-0 ③ FC6-4 1-2f		C SL 84 B SI 92 D FS 84 B SL 86 C SL 85 F FF 94 B FS 86 4-2 1-2 BB			C FF 92 S FS 84 X FF 93 0-2 15 FC4 1-2 1B		B SL 82 B SI 89 B SI 89 B SI 88 4-0 BB		2	0	1	0	2	0	1
12 A.J. Pierzynski, L (1, 2) OBP: 0.335, SLG: 0.451		C SL 84 F FS 83 B FF 92 X FF 93 1-2 ① G6-3	X SL 84 0-0 ③ G3			B CU 74 F CU 75 B FF 91 F SL 83 B SL 86 X CU 75 3-2 ① F8 2-3		F SL 82 B SL 82 S SI 90 B SL 82 S FF 90 2-3 ② K		4	0	0	0	0	1	5
17 Nelson Cruz, R (1, 9) OBP: 0.322, SLG: 0.500		B SI 94 C SL 85 C SI 93 F FF 93 B FS 83 F SL 86 B FS 85 B SL 87 4-2 BB		B FF 92 B SI 92 B SI 90 C FF 91 F SI 92 F FF 92 S SL 83 3-3 ① K		C FC 94 F SL 81 F FC 94 S SL 82 0-3 ② K		B SL 80 C SL 81 B SI 89 C FF 90 F FF 91 F SI 89 D SI 91 S FF 91 3-3 ③ K		3	0	0	0	1	3	3
15 Jeff Baker, R (1, 4) OBP: 0.391, SLG: 0.695		C FF 91 C FF 93 S FF 92 0-3 ② K		C SL 84 X FS 84 0-1 ② P3		B SL 79 F FC 93 X FC 94 1-1 ③ FC4 1-2f			C FF 90 S FF 91 F FF 91 B FF 90 B FF 91 F FF 91 F FF 92 F SL 80 F FF 91 2-2 ① G1-4-3 X FF 91	4	0	0	0	0	1	3
21 Chris McGuiness, L (1, 3) OBP: 0.188, SLG: 0.250	B SL 85 F FF 91 C FF 93 S FS 85 1-3 ③ K2-3			C FS 83 F SL 84 B FF 92 C SI 92 1-3 ③ K			C FC 90 B FC 92 S CH 80 F FC 94 X CH 82 1-2 2 G6-4-3 1B		C SI 91 S SL 80 S SL 80 0-3 ② K	4	0	1	0	0	3	1
2 Leonys Martin, L (1, 8) OBP: 0.315, SLG: 0.410			C SI 89 B FS 84 S FS 83 F SL 87 X FS 82 1-2 HR		C SI 90 F FF 91 X FF 91 0-2 ① F7		B FC 93 F FC 93 B SL 81 F FC 93 X FC 94 2-2 ①② G6-4-3 1-2f		X SI 91 0-0 13 DI 13 2B 1B	4	2	2	1	0	0	1

Inning Stats	1	2	3	4	5	6	7	8	9
	R: 0 E: 0 K: 0 S: 13 H: 0 LOB: 1 BB: 1 P: 23	R: 0 E: 0 K: 2 S: 13 H: 0 LOB: 1 BB: 1 P: 19	R: 1 E: 0 K: 0 S: 16 H: 3 LOB: 2 BB: 1 P: 27	R: 0 E: 0 K: 2 S: 9 H: 0 LOB: 0 BB: 0 P: 13	R: 0 E: 0 K: 0 S: 7 H: 0 LOB: 0 BB: 0 P: 10	R: 0 E: 0 K: 1 S: 14 H: 1 LOB: 2 BB: 1 P: 22	R: 0 E: 0 K: 0 S: 10 H: 2 LOB: 1 BB: 0 P: 15	R: 0 E: 0 K: 3 S: 12 H: 0 LOB: 1 BB: 1 P: 22	R: 1 E: 0 K: 1 S: 21 H: 2 LOB: 1 BB: 0 P: 26

1B: 6 SF: 0 WP: 0 PA: 38
2B: 1 SAC: 0 PB: 0
3B: 0 DP: 2 SB: 0
HR: 1 HBP: 0 CS: 0

PITCHER		IP	WLS	BF	H	R	ER	SO	BB	IBB	HBP	BLK	WP	HR	S	P	ERA	WHIP
30 Ubaldo Jiménez, R ERA: 4.79	(1, 1)	5.0	W	22	4	1	1	4	4	0	0	0	0	1	63	101	1.80	1.600
53 Rich Hill, L ERA: 7.79	(6, 1)	0.1	H	1	0	0	0	0	0	0	0	0	0	0	3	6	0.00	0.000
27 Bryan Shaw, R ERA: 3.26	(6, 1)	1.1	H	5	2	0	0	1	0	0	0	0	0	0	14	20	0.00	1.500
50 Nick Hagadone, L ERA: 6.16	(7, 1)	0.1		1	0	0	0	0	0	0	0	0	0	0	2	2	0.00	0.000
38 Joe Smith, R ERA: 1.21	(8, 1)	1.0		4	0	0	0	3	1	0	0	0	0	0	12	22	0.00	1.000

PITCHER		IP	WLS	BF	H	R	ER	SO	BB	IBB	HBP	BLK	WP	HR	S	P	ERA	WHIP
52 Vinnie Pestano, R ERA: 4.76	(9, 1)	1.0		5	2	1	1	1	0	0	0	0	0	0	21	26	9.00	2.000

Cleveland Indians @ Texas Rangers

Rangers Ballpark in Arlington, Arlington, TX

Wed Jun 12 2013, 8:07 PM - 11:15 PM EDT

Att. 34,248 - Clear - 93 F

livebaseballscorecards.com

AB	33
R	2
H	8
RBI	2
BB	5
SO	9
LOB	17

Washington Nationals @ Cleveland Indians

Progressive Field, Cleveland, OH

Fri Jun 14 2013, 7:06 PM - 9:55 PM EDT

Att. 30,824 - Partly Cloudy - 67 F

livebaseballscorecards.com

TOP

Batter	1	2	3	4	5	6	7	8	9	AB	R	H	RBI	BB	SO	LOB
2 Denard Span, L (1, 8) OBP: 0.319, SLG: 0.357	C SI 91 X FF 94 0-1 G3		X SI 91 0-0 SH2-3 1-2 2-3		B FF 92 B SI 89 T SI 90 B SI 86 C SI 88 F SI 88 B SI 90 4-2 11 S BB			T FF 96 F FF 97 B FF 97 F KC 85 B FF 96 S FF 96 2-3 K		2	0	0	0	1	1	0
33 Roger Bernadina, L (1, 7) OBP: 0.265, SLG: 0.302	C SI 90 X SI 94 0-1 L7		C SL 81 F FF 94 B SL 85 B FF 94 B FF 94 B SL 82 4-2 11 WP BB		1 SAFE X FF 91 0-0 P4			C KC 85 S KC 86 F FF 97 B FF 96 S KC 85 1-3 K2-3		3	0	0	0	1	1	1
11 Ryan Zimmerman, R (1, 10) OBP: 0.349, SLG: 0.454	C FF 94 B SI 94 F SI 94 X FF 96 1-2 1B		C SI 93 B SI 94 B SL 84 S SI 92 C SL 84 2-3 1-2 2-3 3-H		1 SAFE B SI 91 B FF 92 B SI 88 C SI 89 C SI 89 S SL 83 3-3 1-2			S FF 96 B FF 96 B FF 96 X FF 96 2-1 F8		4	0	1	0	0	2	3
25 Adam LaRoche, L (1, 3) OBP: 0.329, SLG: 0.435	C FF 94 S SL 85 B F S 1-3		S SI 93 X SI 94 0-1 G3-1			B FF 93 C SI 86 F FF 92 F FF 93 F SL 84 F SL 85 B FF 94 S SL 82 2-3			C SL 82 X FF 90 0-1 G1-3	4	0	0	0	0	2	3
28 Jayson Werth, R (1, 9) OBP: 0.297, SLG: 0.378		C SI 92 C SL 83 F FF 96 B SI 93 S SL 86 1-3		S SL 82 B SI 91 S SI 91 C SI 94 1-3		C SL 82 C SL 82 B FF 93 B SI 90 X SL 84 2-2 G1-3			C FF 90 S SL 82 B FF 90 B SI 89 F FF 90 B SL 83 S SL 83 3-3	4	0	0	0	0	3	0
20 Ian Desmond, R (1, 6) OBP: 0.324, SLG: 0.478		S SI 94 S SI 94 B FF 95 B SI 94 S SI 94 2-3		C SI 91 B SL 86 C SL 84 B SI 91 B SL 86 B SI 89 4-2 BB		F SI 89 B SI 92 C SL 82 B FF 95 S SI 90 2-3			X SI 90 0-0 G6-3	3	0	0	0	1	2	0
18 Chad Tracy, L (1, 5) OBP: 0.172, SLG: 0.180		B SI 93 C SI 92 F SL 84 S FF 95 1-3		F SI 91 X FF 92 0-1 P5			B SL 78 S SI 87 X SI 89 1-1 G4-3			3	0	0	0	0	1	1
24 Kurt Suzuki, R (1, 2) OBP: 0.285, SLG: 0.314			B SI 90 B SI 92 B FF 91 C FF 93 B FF 92 4-1 2 SH2-3 1 1B 11 WP BB	1 SAFE C FF 93 D SI 92 C SL 82 1 SAFE F SI 93 T SL 85 1-2			C SL 82 F SL 81 F SI 91 B SL 85 F FF 94 X SI 91 1-2 G5-3		2	1	0	0	1	1	1
1 Steve Lombardozzi, S (1, 4) OBP: 0.231, SLG: 0.277			B SI 91 B FF 93 C SI 89 X SL 79 2-1 11 WP 2 SH2-3 1-2 1B	B SI 88 X SI 89 1-0 G4-3			B SI 88 B CH 84 X SI 86 2-0 L7		3	0	1	0	0	0	0

	AB	28
	R	1
	H	2
	RBI	0
	BB	4
	SO	13
	LOB	9

Inning Stats	1	2	3	4	5	6	7	8	9
	R: 0 E: 0 K: 1 S: 11	R: 0 E: 0 K: 3 S: 10	R: 1 E: 0 K: 1 S: 11	R: 0 E: 0 K: 2 S: 11	R: 0 E: 0 K: 1 S: 8	R: 0 E: 0 K: 2 S: 12	R: 0 E: 0 K: 0 S: 8	R: 0 E: 0 K: 2 S: 10	R: 0 E: 0 K: 1 S: 7
	H: 1 LOB: 1 BB: 0 P: 13	H: 0 LOB: 0 BB: 0 P: 14	H: 1 LOB: 2 BB: 2 P: 23	H: 0 LOB: 1 BB: 1 P: 17	H: 0 LOB: 1 BB: 1 P: 16	H: 0 LOB: 0 BB: 0 P: 18	H: 0 LOB: 0 BB: 0 P: 12	H: 0 LOB: 0 BB: 0 P: 15	H: 0 LOB: 0 BB: 0 P: 10

1B: 2 SF: 0
2B: 0 SAC: 1
3B: 0 DP: 0
HR: 0 HBP: 0

WP: 1 PA: 33
PB: 0
SB: 1
CS: 0

PITCHER		IP	WLS	BF	H	R	ER	SO	BB	IBB	HBP	BLK	WP	HR	S	P	ERA	WHIP
63 Justin Masterson, R ERA: 3.52	(1, 1)	7.0		27	2	1	1	10	4	0	0	0	1	0	71	113	1.29	0.857
37 Cody Allen, R ERA: 2.17	(8, 1)	1.0		3	0	0	0	2	0	0	0	0	0	0	10	15	0.00	0.000
38 Joe Smith, R ERA: 1.16	(9, 1)	1.0	W	3	0	0	0	1	0	0	0	0	0	0	7	10	0.00	0.000

PITCHER		IP	WLS	BF	H	R	ER	SO	BB	IBB	HBP	BLK	WP	HR	S	P	ERA	WHIP

Batter	1	2	3	4	5	6	7	8	9	AB	R	H	RBI	BB	SO	LOB
24 Michael Bourn, L (1, 8) OBP: 0.339, SLG: 0.390	C FF 90 X FF 92 0-1 ① G1-3		B FF 93 B FF 93 C FF 93 X SI 93 2-1 ③ G3			B FF 91 X FF 91 1-0 ① F8	1 SAFE C FF 91 C FF 90 1 SAFE F FF 93 F FF 93 X FF 93 0-2 ③ G6-3		B FF 94 X FF 93 1-0 22 FC3 22 S 1-3 1B	5	0	1	0	0	0	1
22 Jason Kipnis, L (1, 4) OBP: 0.329, SLG: 0.460	B C FF 93 F SI 92 B CU 80 X SI 92 2-2 33 F8 2B			C FF 92 B CU 78 B CU 78 X SI 91 2-1 ① G6-3		C FF 92 B SI 90 B FF 93 B FF 93 C FF 93 S FF 94 3-3 ② K		B FF 92 B CH 79 B CH 80 C FF 92 F FF 93 X FF 92 3-2 41 BB 33 1B 1B	B FF 93 B FF 94 C KC 77 B FF 94 F FF 94 X KC 79 3-2 FC3 1-3 3-H	5	0	2	1	0	1	1
33 Nick Swisher, S (1, 3) OBP: 0.339, SLG: 0.405	B SI 91 B SI 92 X 2-0 ② F8 2-3			B SI 93 B CH 86 X SI 94 2-0 ② P4		C CU 80 B SI 94 B SI 94 S CU 80 B FF 95 B FF 94 4-2 41 BB 9 BB BB		C CH 81 B FF 93 B FF 93 X CH 81 2-1 41 BB 1-2 1B		3	0	1	0	1	0	1
9 Ryan Raburn, R (1, 10) OBP: 0.362, SLG: 0.579	C CU 78 B CU 80 F FF 95 S FF 95 1-3 ③ K			B SI 93 C CU 79 X SI 93 1-1 HR		B CH 86 C FF 95 F FF 94 B CU 80 F FF 94 B CU 79 B CH 86 4-2 41 BB 1-2 BB		L FF 91 S CH 80 D CH 80 S FF 94 1-3 ① K		3	1	1	1	1	2	3
41 Carlos Santana, S (1, 2) OBP: 0.391, SLG: 0.481		C SI 90 B SI 90 B FF 93 B F FF 95 T FF 95 3-2 ① K		B CU 80 B SI 94 C SI 94 B FF 93 X FF 94 3-1 1B		B CU 78 C CU 78 B FF 93 B SI 93 F FF 92 B FF 94 4-2 1-2 2-3 BB		C FF 93 S FF 94 F FF 94 F CH 82 B FF 94 F CH 81 B FF 92 B FF 92 B CH 79 4-2 1-2 2-3 BB		2	0	1	0	2	1	0
12 Mark Reynolds, R (1, 5) OBP: 0.310, SLG: 0.436		F SI 93 B CU 80 C CU 79 S FF 95 1-3 ② K		F FF 93 C FF 94 T FF 94 0-2 ③ K		C CU 78 D CU 80 B FF 93 F FF 94 X FF 94 2-2 ③ P4		S FF 92 S FF 93 S FF 93 0-3 ② K		4	0	0	0	0	3	7
23 Michael Brantley, L (1, 7) OBP: 0.344, SLG: 0.353	B FF 94 B FF 94 C FF 93 B FF 94 X FF 94 3-1 ③ L7		C FF 91 B SI 89 B CU 79 S FF 92 F SI 91 B FF 94 X FF 94 3-2 ① P6			F FF 91 C CU 77 B FF 94 B FF 93 X SI 92 2-2 ① G4-3		C CH 81 X FF 93 0-1 ③ L8		4	0	0	0	0	0	3
4 Mike Aviles, R (1, 6) OBP: 0.287, SLG: 0.393		C SI 89 C SI 90 B CU 78 F CU 80 F FF 94 B CH 84 F CU 80 F FF 95 S FF 94 2-3 ① K		B CH 84 X SI 93 1-0 ② G4-3		F CU 77 C CU 79 X FF 91 0-2 ② L8		C FF 92 F FF 93 B CH 78 X CH 78 1-2 ① L8		4	0	0	0	0	1	0
11 Drew Stubbs, R (1, 9) OBP: 0.290, SLG: 0.382		C FF 94 B CU 80 S FF 94 C CU 80 1-3 ② K		F SI 93 B FF 94 C CU 80 S FF 94 1-3 ③ K		B CU 78 B CU 78 C SI 92 B CU 78 B FF 92 4-1 BB		C FF 92 B SI 94 B FF 94 X FF 92 2-1 24 1B 22 FC3 1B		3	1	1	0	1	2	0
Inning Stats	R: 0 E: 0 K: 1 S: 9 H: 1 LOB: 1 BB: 0 P: 14	R: 0 E: 0 K: 2 S: 8 H: 0 LOB: 0 BB: 0 P: 15	R: 0 E: 0 K: 2 S: 12 H: 0 LOB: 0 BB: 0 P: 17	R: 1 E: 0 K: 1 S: 10 H: 2 LOB: 1 BB: 0 P: 18	R: 0 E: 0 K: 1 S: 8 H: 0 LOB: 0 BB: 0 P: 13	R: 0 E: 0 K: 1 S: 14 H: 0 LOB: 3 BB: 3 P: 32	R: 0 E: 0 K: 0 S: 12 H: 0 LOB: 1 BB: 1 P: 18	R: 0 E: 0 K: 2 S: 18 H: 2 LOB: 3 BB: 1 P: 28	R: 1 E: 0 K: 0 S: 9 H: 2 LOB: 2 BB: 0 P: 16	1B: 5 2B: 1 3B: 0 HR: 1	SF: 0 SAC: 0 DP: 0 HBP: 0	WP: 0 PB: 0 SB: 1 CS: 0	PA: 38				

PITCHER	IP	WLS	BF	H	R	ER	SO	BB	IBB	HBP	BLK	WP	HR	S	P	ERA	WHIP
47 Gio González, L (1, 1) ERA: 3.4	7.0		28	3	1	1	8	4	0	0	0	0	1	73	127	1.29	1.000
36 Tyler Clippard, R (8, 1) ERA: 2.57	1.0		6	2	0	0	2	1	0	0	0	0	0	18	28	0.00	3.000
58 Fernando Abad, L (9, 1) ERA: 1.0	0.1	L	4	2	1	1	0	0	0	0	0	0	0	9	16	27.00	6.000

PITCHER	IP	WLS	BF	H	R	ER	SO	BB	IBB	HBP	BLK	WP	HR	S	P	ERA	WHIP

BOTTOM

Washington Nationals @ Cleveland Indians

Progressive Field, Cleveland, OH

Fri Jun 14 2013, 7:06 PM - 9:55 PM EDT

Att. 30,824 - Partly Cloudy - 67 F

livebaseballscorecards.com

AB	33
R	2
H	7
RBI	2
BB	5
SO	10
LOB	16

Washington Nationals @ Cleveland Indians

Progressive Field, Cleveland, OH

Sat Jun 15 2013, 7:15 PM - 10:26 PM EDT

Att. 33,307 - Overcast - 73 F

TOP

livebaseballscorecards.com

Batter	1	2	3	4	5	6	7	8	9	AB	R	H	RBI	BB	SO	LOB
2 Denard Span, L (1, 8) OBP: 0.313, SLG: 0.350	C SI 92 X SI 92 0-1 F7 ①	C SI 93 D SL 84 C SI 93 1 SAFE B SI 94 F SL 86 X SI 94 2-2 FC6 ③ 1-2f		X SI 93 0-0 FC3-6 ② 1-2f			B FF 96 X FF 96 1-0 P4 ①		C FF 91 B SI 92 B SL 79 X FF 91 2-1 G3 ②	5	0	0	0	0	0	2
6 Anthony Rendon, R (1, 4) OBP: 0.406, SLG: 0.491	B SI 94 F SI 92 B SI 93 F SI 93 F SI 95 X SI 94 2-2 L8 ②		C SL 82 B SL 84 F SI 92 D SL 84 X SL 85 2-2 28 BB 25 G4-6-3 2B	C SI 94 X SI 93 0-1 G3 ③			B FF 95 X FF 96 1-0 1B		F FF 91 B SL 81 X SI 91 1-1 HR	5	2	3	1	0	0	1
11 Ryan Zimmerman, R (1, 5) OBP: 0.350, SLG: 0.465	X SI 94 0-0 HR		B SI 93 B SI 93 B SI 93 B SI 93 4-0 25 G4-6-3 28 BB 20 WP BB		C SI 93 S SI 91 B SI 94 X CU 81 2-2 G1-3 ①		C FF 95 B FF 95 F FF 95 1 SAFE B FF 95 B KC 84 C KC 84 3-3 K ②		F SI 92 B SL 81 S SL 79 B FF 91 B SL 80 C FF 91 3-3 K ③	4	2	1	1	1	2	1
28 Jayson Werth, R (1, 9) OBP: 0.309, SLG: 0.406	B SI 95 B SL 84 B SI 94 C SI 94 X SI 95 3-1 HR		B SL 82 B CH 81 C SI 93 D SL 83 B SI 94 4-1 25 G4-6-3 1-2 2-3 BB		B SI 92 C SI 92 S CU 80 F SI 93 B SI 94 F CU 82 F SI 94 F CU 79 B SI 95 3-2 F SI 95 X SI 94 25 G4-5-3 1B		B FF 96 D KC 84 C FF 96 B FF 96 C FF 95 X KC 84 3-2 F7 ③			3	1	2	1	1	0	1
25 Adam LaRoche, L (1, 3) OBP: 0.324, SLG: 0.427	B SL 83 B SI 94 C SL 82 F SI 94 B SL 84 S SL 84 3-3 K ③		C SI 93 D SL 85 S SI 93 D SL 85 F SI 95 B SL 85 X SI 94 3-2 G4-6-3 ① ② 1-2f 2-3 3-H		F FC 91 X FC 91 0-1 G4-5-3 ② ③ 1-2f			B SL 81 F SL 82 X FF 91 1-1 G5-3 ①		4	0	0	0	0	1	3
20 Ian Desmond, R (1, 6) OBP: 0.327, SLG: 0.488		C SI 92 S SL 83 B SL 84 X SL 83 1-2 HR	B SI 94 C SI 93 B SI 93 F SL 83 F SI 95 B SI 95 B SI 92 4-2 14 WP 3-H BB			X FC 91 0-0 E6 24 L8 14 S		B SI 90 C SL 83 B FF 91 B FF 90 C SI 90 X SI 90 3-2 G6-3 ②		3	1	1	1	1	0	0
14 Chris Marrero, R (1, 10) 18 Chad Tracy, L (8, PH) OBP: 0.185, SLG: 0.242 (8, 10)		C SI 94 F SI 93 B SI 93 F SL 83 F SI 94 S SL 85 1-3 K ①	1 SAFE B SI 92 C SI 92 1 SAFE C SI 93 B CU 79 C SI 94 2-3 K ③ 1-2			B FC 91 C FC 93 F SL 81 1 SAFE B FC 94 F FC 93 S SL 80 2-3 K ① 1-2		C SL 84 C SL 83 X FF 91 0-2 HR		3 1	0 1	0 1	0 1	0 0	3 0	2 0
24 Kurt Suzuki, R (1, 2) OBP: 0.290, SLG: 0.310		B SI 94 C SI 92 F SL 84 B SI 94 F SL 84 B SI 94 B SI 94 4-2 26 FC6-4 BB		B SI 94 B SI 92 B SI 92 C FF 93 B SI 93 4-1 2 FC3-6 BB		B FC 92 C FC 92 F SL 81 F FC 94 X FC 92 1-2 ② L8 2-3		X SI 90 0-0 ③ G5-3		2	0	0	0	2	0	1
26 Jeff Kobernus, R (1, 7) OBP: 0.333, SLG: 0.200 1 Steve Lombardozzi, S (6, PH) OBP: 0.228, SLG: 0.273 (6, 7) 33 Roger Bernadina, L (9, 7) OBP: 0.265, SLG: 0.302		B SI 93 B SL 82 C SI 92 X SI 92 2-1 FC6-4 2 FC6 1-2f ②		C SI 92 C SI 92 D CU 80 S SI 94 1-3 K ①		B SL 80 X FC 94 1-0 G6-3 ③		C FF 90 C SL 79 F SL 80 B FF 91 F SL 80 B SL 78 X FF 91 2-2 F8 ①	2 2 0	0 0 0	0 0 0	0 0 0	0 0 0	1 0 0	2 1 0

Inning Stats										
	R: 2	H: 2	R: 1	H: 1	R: 2	H: 1	R: 0	H: 0	R: 0	H: 1
	E: 0	LOB: 0	E: 0	LOB: 1	E: 0	LOB: 1	E: 1	LOB: 1	E: 0	LOB: 0
	K: 1	BB: 0	K: 1	BB: 1	K: 1	BB: 3	K: 1	BB: 1	K: 0	BB: 0
	S: 12	P: 20	S: 17	P: 27	S: 14	P: 33	S: 7	P: 12	S: 13	P: 18

Inning Stats										
	R: 0	H: 0	R: 0	H: 1	R: 1	H: 1	R: 1	H: 1	1B: 2	SF: 0
	E: 1	LOB: 1	E: 0	LOB: 0	E: 0	LOB: 0	E: 0	LOB: 0	2B: 1	SAC: 0
	K: 1	BB: 0	K: 1	BB: 0	K: 0	BB: 0	K: 1	BB: 0	3B: 0	DP: 2
	S: 10	P: 14	S: 8	P: 16	S: 9	P: 13	S: 12	P: 20	HR: 5	HBP: 0

	AB	34
	R	7
	H	8
	RBI	5
	BB	5
	SO	7
	LOB	14

	WP: 2	PA: 39
	PB: 0	
	SB: 1	
	CS: 0	

PITCHER		IP	WLS	BF	H	R	ER	SO	BB	IBB	HBP	BLK	WP	HR	S	P	ERA	WHIP
26 Scott Kazmir, L ERA: 5.89	(1, 1)	2.2		15	4	5	5	2	4	0	0	0	1	3	40	75	16.88	3.000
32 Matt Albers, R ERA: 2.86	(3, 1)	1.2		7	1	0	0	2	1	0	0	0	1	0	21	33	0.00	1.200
27 Bryan Shaw, R ERA: 3.09	(5, 1)	1.2		5	0	0	0	1	0	0	0	0	0	0	12	16	0.00	0.000
37 Cody Allen, R ERA: 2.1	(7, 1)	1.0	H	4	1	0	0	1	0	0	0	0	0	0	8	16	0.00	1.000
38 Joe Smith, R ERA: 1.48	(8, 1)	1.0	B	4	1	1	1	0	0	0	0	0	0	1	9	13	9.00	1.000

PITCHER		IP	WLS	BF	H	R	ER	SO	BB	IBB	HBP	BLK	WP	HR	S	P	ERA	WHIP
52 Vinnie Pestano, R ERA: 4.5	(9, 1)	1.0	L	4	1	1	0	1	0	0	0	0	0	1	12	20	0.00	1.000

Batter	1	2	3	4	5	6	7	8	9	AB	R	H	RBI	BB	SO	LOB
24 Michael Bourn, L (1, 8) OBP: 0.330, SLG: 0.379	B FF 95 C FF 94 X FF 95 1-1 G3 ①		F FF 94 B FF 94 C CU 76 F FF 95 S SL 87 1-3 K ②		B SL 88 1 SAFE 1 SAFE X FF 94 1-0 F7 ②		C FF 93 C FF 94 S CU 81 0-3 K ①		B FF 94 X FF 92 1-0 L3 ③	5	0	0	0	0	2	3
22 Jason Kipnis, L (1, 4) OBP: 0.336, SLG: 0.463	B FF 95 C FF 94 B FF 95 B FF 94 B FF 95 4-1 23 FC6 BB		C SL 86 B SL 87 X FF 94 1-1 33 CS 1B 2-H		C FF 93 B FF 94 D CU 77 1 SAFE X FF 94 2-1 33 1B 23 2B 1B 1-2		B FF 94 F FF 94 S FF 95 S FF 95 1-3 K ②			3	1	2	1	1	1	0
33 Nick Swisher, S (1, 3) OBP: 0.337, SLG: 0.402	B FF 94 1 SAFE B CU 75 C FF 94 1 SAFE F FF 94 S SL 86 2-3 K ②		1 SAFE 0-0 CS ③ 1-2	B FF 95 F FF 94 B FF 94 C SL 88 S CU 78 2-3 K ①	B CU 75 S FF 94 X FF 94 1-1 23 2B 1B 1-2 2-H		X FF 95 0-0 F8 ③			4	1	1	1	0	2	1
23 Michael Brantley, L (1, 7) OBP: 0.342, SLG: 0.356	C CU 75 F FF 94 B FF 95 X FF 95 1-2 FC6 ③ 1-2f			B FF 95 F FF 95 X SL 88 1-1 G4-3 ②	B FF 94 X FF 95 1-0 2B 1-H 2-H			C FF 93 F FF 93 B CU 82 X FF 94 1-2 P5 ①		4	0	1	2	0	0	1
41 Carlos Santana, S (1, 2) OBP: 0.389, SLG: 0.491		C FF 94 B FF 94 X FF 95 1-1 G4-3 ①		B CU 78 B FF 96 B FF 95 C FF 94 X FF 95 3-1 HR	B SL 86 B SL 87 F FF 94 F SL 85 X FF 95 2-2 G3 ③			B FF 95 B FF 94 S FF 94 C FF 94 F FF 95 B FF 88 S FF 93 3-3 K ②		4	1	1	1	0	1	1
12 Mark Reynolds, R (1, 5) OBP: 0.313, SLG: 0.447		F SL 83 B SL 84 S FF 95 S FF 94 1-3 K ②		C SL 86 B FF 95 B SL 85 B SL 85 C FF 96 X FF 95 3-2 HR		B FC 87 B FC 86 B FF 92 B FF 91 4-0 9 BB BB		B SL 82 B SL 82 F FF 96 B FF 95 C SL 82 S SL 83 3-3 K ③		3	1	1	1	1	2	0
25 Jason Giambi, L (1, 10) OBP: 0.283, SLG: 0.440		B CU 75 X FF 94 1-0 L9 ③		C FF 95 C FF 95 S CU 79 0-3 K2-3 ③		X FF 92 0-0 F8 ①			C SI 92 B FF 92 F FF 92 B SL 84 C FF 92 2-3 K ①	4	0	0	0	0	2	1
9 Ryan Raburn, R (1, 9) OBP: 0.359, SLG: 0.564			C FF 93 S SL 86 X SL 86 0-2 G6-3 ①		S SL 85 F FF 94 B FF 94 B SL 86 F SL 87 B FF 95 S SL 86 3-3 K ①	1 SAFE C FC 85 B FF 92 B FF 91 F FC 84 B FF 91 F FF 91 B FF 92 4-2 4 G5-4-3 BB 1-2			B FC 91 C FF 92 B FF 92 S FC 91 C FF 91 2-3 K ②	3	0	0	0	1	2	0
4 Mike Aviles, R (1, 6) OBP: 0.299, SLG: 0.417			C FF 94 C FF 96 X FF 95 0-2 22 1B 2B		B SL 85 B SL 86 X FF 95 2-0 22 1B 33 1B	F FF 91 X FF 91 0-1 G5-4-3 ②③ 1-2f			X FF 92 0-0 2B	4	2	3	0	0	0	2
Inning Stats	R: 0 E: 0 K: 1 S: 9 H: 0 LOB: 1 BB: 1 P: 17	R: 0 E: 0 K: 1 S: 6 H: 0 LOB: 0 BB: 0 P: 9	R: 1 E: 0 K: 1 S: 12 H: 2 LOB: 0 BB: 0 P: 14	R: 2 E: 0 K: 2 S: 13 H: 2 LOB: 0 BB: 0 P: 22	R: 3 E: 0 K: 1 S: 14 H: 4 LOB: 1 BB: 0 P: 26	R: 0 E: 0 K: 0 S: 6 H: 0 LOB: 1 BB: 2 P: 14	R: 0 E: 0 K: 2 S: 7 H: 0 LOB: 0 BB: 0 P: 8	R: 0 E: 0 K: 2 S: 10 H: 0 LOB: 0 BB: 0 P: 17	R: 0 E: 0 K: 2 S: 8 H: 1 LOB: 1 BB: 0 P: 13	1B: 4 2B: 3 3B: 0 HR: 2 SF: 0 SAC: 0 DP: 1 HBP: 0	WP: 0 PB: 0 SB: 0 CS: 1 PA: 38					

PITCHER		IP	WLS	BF	H	R	ER	SO	BB	IBB	HBP	BLK	WP	HR	S	P	ERA	WHIP
27 Jordan Zimmermann, R ERA: 2.44	(1, 1)	5.0		23	8	6	6	6	1	0	0	0	0	2	54	88	10.80	1.800
35 Craig Stammen, R ERA: 2.86	(6, 1)	1.0		4	0	0	0	0	2	0	0	0	0	0	6	14	0.00	2.000
46 Ian Krol, L ERA:	(7, 1)	1.2		5	0	0	0	3	0	0	0	0	0	0	14	19	0.00	0.000
22 Drew Storen, R ERA: 4.67	(8, 1)	0.1	W	1	0	0	0	1	0	0	0	0	0	0	3	6	0.00	0.000
29 Rafael Soriano, R ERA: 2.57	(9, 1)	1.0	S	4	1	0	0	2	0	0	0	0	0	0	8	13	0.00	1.000

PITCHER	IP	WLS	BF	H	R	ER	SO	BB	IBB	HBP	BLK	WP	HR	S	P	ERA	WHIP

BOTTOM

Washington Nationals @ Cleveland Indians

Progressive Field, Cleveland, OH

Sat Jun 15 2013, 7:15 PM - 10:26 PM EDT

Att. 33,307 - Overcast - 73 F

livebaseballscorecards.com

AB	34
R	6
H	9
RBI	6
BB	3
SO	12
LOB	9

Batter	1	2	3	4	5	6	7	8	9	AB	R	H	RBI	BB	SO	LOB
2 Denard Span, L (1, 8) OBP: 0.312, SLG: 0.349	C SI 94 B SI 92 B SI 94 X SI 94 2-1 L9		B CU 81 B SI 92 X SI 93 2-0 G3			B SI 92 B SI 92 F SI 94 B SI 92 X SI 92 3-1 E3 6 1B 1B		C SI 93 C SL 91 X CU 85 0-2 F7		4	0	1	0	0	0	0
6 Anthony Rendon, R (1, 4) OBP: 0.426, SLG: 0.525 (7, 5)	C SI 94 C CU 83 B SL 89 X SI 94 1-2 2B			C SI 93 B SI 94 B SL 91 X SL 90 2-1 11 E 11 FC5 1B		B CU 83 X SI 93 1-0 25 G4-6-3 2-3 1B		C SI 94 C CU 84 S CU 84 0-3 K		4	0	3	0	0	1	0
11 Ryan Zimmerman, R (1, 10) OBP: 0.344, SLG: 0.455	B SL 90 B SI 95 S SL 90 C SI 94 C SI 95 2-3 K			C CU 81 B SI 93 X SI 94 1-1 FC5 1-3		B SI 94 C CU 80 B SL 89 S CU 83 B SI 95 S CU 84 3-3 K		B SL 93 F SI 95 B CU 85 B SI 95 X SL 93 3-2 G4-3		4	0	0	0	0	2	4
25 Adam LaRoche, L (1, 3) OBP: 0.319, SLG: 0.420	S SI 94 B SI 94 B SL 91 S SI 94 X SI 95 2-2 F8			B SI 93 S SI 93 S CU 83 1 SAFE F SI 94 C SI 94 1-3 K		S SL 90 1 SAFE B SI 93 X SL 90 1-1 G4-6-3 1-2f			C FF 90 X SL 79 0-1 G4-3	4	0	0	0	0	1	5
28 Jayson Werth, R (1, 9) OBP: 0.320, SLG: 0.418		C SI 93 B SL 90 C SI 93 X SL 91 1-2 20 G4-3 1B		S SL 90 C CU 83 F CU 84 F SI 94 B SI 94 B CU 83 1 SAFE S SL 90 2-3 K			B SI 90 S SL 89 X SI 94 1-1 1 1B 2B		B FF 91 B FF 91 B FF 91 B FF 90 4-0 BB	3	0	2	0	1	1	2
20 Ian Desmond, R (1, 6) OBP: 0.326, SLG: 0.482		C SL 88 X SI 92 0-1 G4-3 1-2f		B SI 95 F SL 89 F SI 94 B SI 95 1 SAFE S CU 84 2-3 K			F CU 80 H SI 92 1-1 1 1B HBP		B FF 91 X FF 90 1-0 F9	3	0	0	0	0	1	4
18 Chad Tracy, L (1, 5) OBP: 0.179, SLG: 0.234 1 Steve Lombardozzi, S (7, PH) OBP: 0.232, SLG: 0.276 (7, 4)		B SI 93 B SI 94 B SI 94 C SI 94 X SI 94 3-1 F7			B SI 91 X SI 92 1-0 F8		L CU 80 X SI 93 0-1 23 L3 1-2 2-3 1B		C SI 92 B FF 92 X SL 80 1-1 G1-6-3	2 2	0 0	0 1	0 0	0 0	0 0	0 1
23 Jhonatan Solano, R (1, 2) OBP: 0.207, SLG: 0.185			C SI 93 B SI 92 S SL 91 S CU 86 1-3 K2-3		C SL 90 F SI 93 B SI 94 S SL 91 1-3 K		S SL 91 S SL 91 X SL 92 0-2 L3 1-1			3	0	0	0	0	2	3
33 Roger Bernadina, L (1, 7) OBP: 0.258, SLG: 0.294			B SI 94 F SI 93 X SI 95 1-1 B1-3		B SI 93 B SI 93 B SI 95 C SI 93 X SI 94 3-1 G3		C SI 95 X SL 93 0-1 G6-3			3	0	0	0	0	0	2
Inning Stats	R: 0 E: 0 K: 1 S: 11 H: 1 LOB: 1 BB: 0 P: 18	R: 0 E: 0 K: 0 S: 7 H: 1 LOB: 0 BB: 0 P: 11	R: 0 E: 0 K: 1 S: 6 H: 0 LOB: 0 BB: 0 P: 10	R: 0 E: 1 K: 3 S: 16 H: 1 LOB: 2 BB: 0 P: 24	R: 0 E: 0 K: 1 S: 6 H: 0 LOB: 0 BB: 0 P: 11	R: 0 E: 1 K: 1 S: 8 H: 2 LOB: 1 BB: 0 P: 16	R: 0 E: 0 K: 0 S: 10 H: 2 LOB: 2 BB: 0 P: 12	R: 0 E: 0 K: 1 S: 9 H: 0 LOB: 0 BB: 0 P: 12	R: 0 E: 0 K: 0 S: 5 H: 0 LOB: 1 BB: 1 P: 11	1B: 5 2B: 3 3B: 0 HR: 0 SF: 0 SAC: 0 DP: 3 HBP: 1						

TOP

Washington Nationals @ Cleveland Indians

Progressive Field, Cleveland, OH

Sun Jun 16 2013, 1:08 PM - 3:45 PM EDT

Att. 21,845 - Overcast - 71 F

livebaseballscorecards.com

AB	32
R	0
H	7
RBI	0
BB	1
SO	8
LOB	21

PITCHER		IP	WLS	BF	H	R	ER	SO	BB	IBB	HBP	BLK	WP	HR	S	P	ERA	WHIP
28 Corey Kluber, R ERA: 3.58	(1, 1)	8.0	W	30	7	0	0	8	0	0	1	0	0	0	73	114	0.00	0.875
52 Vinnie Pestano, R ERA: 4.26	(9, 1)	1.0	S	4	0	0	0	0	1	0	0	0	0	0	5	11	0.00	1.000

PITCHER	IP	WLS	BF	H	R	ER	SO	BB	IBB	HBP	BLK	WP	HR	S	P	ERA	WHIP

Batter	1	2	3	4	5	6	7	8	9	AB	R	H	RBI	BB	SO	LOB
24 Michael Bourn, L (1, 8) OBP: 0.333, SLG: 0.383	B SI 94 L FF 94 B SI 95 B SI 96 B FF 97 4-1 4 G6-3 BB		B SI 96 F FF 96 B CU 81 X SI 97 2-1 ③ G6-3		B SI 92 F SI 92 T FF 93 1 SAFE C FF 95 1-3 ③ K			B KC 82 X SI 94 1-0 4 SH5-4 22 SF9 2B		3	1	1	0	1	1	1
4 Mike Aviles, R (1, 6) OBP: 0.293, SLG: 0.408	B FF 96 1 SAFE C FF 94 B FF 96 X FF 95 2-1 ①② G6-3 1-2f			C FF 95 S CU 80 B CU 82 B CH 90 X FF 96 2-2 ① G6-3		X SI 88 0-0 ① F9		L FF 92 B FC 85 B SI 92 X SI 92 2-1 ① SH5-4 2-3		3	0	0	0	0	0	1
22 Jason Kipnis, L (1, 4) OBP: 0.342, SLG: 0.465	C FF 97 B SI 97 B CH 90 F FF 96 F FF 97 F SI 90 B CU 82 F FF 98 D SI 91 4-2 BB			B SI 96 F FF 98 B CU 81 B SI 90 B SI 95 4-1 41 E 41 S 41 1B BB		C SI 92 L KC 80 F KC 80 F FF 94 X SI 95 0-2 41 FC1-4 1B		B KC 80 X FC 86 1-0 ② SF9 3-H		1	1	1	1	2	0	0
41 Carlos Santana, S (1, 10) OBP: 0.387, SLG: 0.486	C FF 95 1 SAFE F FF 95 F CU 82 X SI 96 0-2 ③ P3			B SI 94 1 SAFE C FF 95 B SI 96 F SI 97 F CU 81 X FF 98 2-2 1-H 1B		1 SAFE 1 SAFE C SI 89 C SI 89 D KC 75 1 SAFE B CH 77 X FF 93 2-2 ② FC1-4 1-2f		C KC 80 S SI 93 B KC 82 X SI 94 1-2 ③ G3		4	0	1	1	0	0	2
23 Michael Brantley, L (1, 7) OBP: 0.338, SLG: 0.351		B SI 95 B FF 96 B SI 96 C SI 94 F FF 96 X SI 97 3-2 ① G6-3		B SI 94 X FF 94 1-0 ② F8		B SI 92 B KC 78 F SI 92 F SI 92 S KC 82 2-3 ③ K				3	0	0	0	0	1	2
12 Mark Reynolds, R (1, 3) OBP: 0.309, SLG: 0.442		C FF 97 B SI 96 B CU 82 C CU 80 B SI 91 S SI 91 3-3 ② K		C FF 96 D CU 82 S FF 96 D CU 83 S CH 88 2-3 ③ K			B FC 87 B SI 93 C SI 92 B FC 86 X SI 93 3-1 ① G5-3			3	0	0	0	0	2	1
10 Yan Gomes, R (1, 2) OBP: 0.288, SLG: 0.535		B FF 97 X FF 96 1-0 ③ G6-3			C FF 95 X CU 80 0-1 ① G4-3		C FC 85 X SI 93 0-1 11 S 1B			3	0	1	0	0	0	0
7 John McDonald, R (1, 5) OBP: 0.184, SLG: 0.091			B FF 95 X FF 96 1-0 ① L7		B FF 94 B SI 95 B SI 94 C SI 95 B SI 94 4-1 BB		C SI 93 F SI 91 S FC 87 0-3 ② K			2	0	0	0	1	1	1
11 Drew Stubbs, R (1, 9) OBP: 0.286, SLG: 0.376			F FF 96 B SI 97 B FF 97 S FF 97 T FF 97 2-2 ② K		X FF 95 0-0 ② L9		C KC 81 S FC 87 B SI 92 B FC 88 X FC 85 2-2 ③ P6 1-2			3	0	0	0	0	1	2
Inning Stats	R: 0 E: 0 K: 0 S: 12 H: 0 LOB: 1 BB: 2 P: 22	R: 0 E: 0 K: 1 S: 7 H: 0 LOB: 0 BB: 0 P: 14	R: 0 E: 0 K: 1 S: 6 H: 0 LOB: 0 BB: 0 P: 11	R: 1 E: 0 K: 1 S: 12 H: 1 LOB: 1 BB: 1 P: 23	R: 0 E: 0 K: 1 S: 7 H: 0 LOB: 1 BB: 1 P: 12	R: 0 E: 0 K: 1 S: 12 H: 1 LOB: 1 BB: 0 P: 16	R: 0 E: 0 K: 1 S: 10 H: 1 LOB: 1 BB: 0 P: 15	R: 1 E: 0 K: 0 S: 7 H: 1 LOB: 0 BB: 0 P: 12		1B: 3 2B: 1 3B: 0 HR: 0 SF: 1 SAC: 1 DP: 1 HBP: 0				WP: 0 PB: 0 SB: 2 CS: 0 PA: 31		

PITCHER		IP	WLS	BF	H	R	ER	SO	BB	IBB	HBP	BLK	WP	HR	S	P	ERA	WHIP
37 Stephen Strasburg, R ERA: 2.5	(1, 1)	5.0	L	19	1	1	1	4	4	0	0	0	0	0	44	82	1.80	1.000
58 Fernando Abad, L ERA: 0.9	(6, 1)	1.0		4	1	0	0	1	0	0	0	0	0	0	12	16	0.00	1.000
35 Craig Stammen, R ERA: 2.95	(7, 1)	2.0		8	2	1	1	1	0	0	0	0	0	0	17	27	4.50	1.000

PITCHER	IP	WLS	BF	H	R	ER	SO	BB	IBB	HBP	BLK	WP	HR	S	P	ERA	WHIP

BOTTOM

Washington Nationals @ Cleveland Indians

Progressive Field, Cleveland, OH

Sun Jun 16 2013, 1:08 PM - 3:45 PM EDT

Att. 21,845 - Overcast - 71 F

livebaseballscorecards.com

AB	25
R	2
H	4
RBI	2
BB	4
SO	6
LOB	10

Kansas City Royals @ Cleveland Indians

Progressive Field, Cleveland, OH

Mon Jun 17 2013, 7:07 PM - 10:04 PM EDT

Att. 12,803 - Partly Cloudy - 77 F

livebaseballscorecards.com

TOP

Batter	1	2	3	4	5	6	7	8	9	AB	R	H	RBI	BB	SO	LOB
4 Alex Gordon, L (1, 7) OBP: 0.349, SLG: 0.429	C FF 94 X FF 94 0-1 G4-3 ①			B FF 94 F CH 86 X FF 95 1-1 G3 ①		1 SAFE B FF 94 B FF 95 B FF 95 B FF 95 4-0 35 G4-3 1-2 BB		C FC 93 B CH 81 X FC 93 1-1 L5 ② F SI 94 B FF 94 F CU 84 X CU 80 1-2 F8 ③		4	0	0	0	1	0	4
35 Eric Hosmer, L (1, 3) OBP: 0.330, SLG: 0.354	C FF 95 F FF 96 B FF 96 B FF 95 X CH 87 2-2 G4-3 ②			B CH 87 C FF 95 X FF 95 1-1 G4-3 ②		X CH 88 0-0 G4-3 ② 1-2 2-3		B FC 93 S FC 93 X CH 83 1-1 2-H 2B		4	0	1	1	0	0	2
13 Salvador Perez, R (1, 2) OBP: 0.326, SLG: 0.420	X FF 96 0-0 L9 ③			B FF 96 B FF 95 X FF 94 2-0 G5-3 ③		B FF 95 S CH 88 F FF 96 S CH 89 1-3 K		B FC 94 F FC 93 F SL 82 B FC 94 X FC 94 2-2 F8 ③		4	0	0	0	0	1	3
16 Billy Butler, R (1, 10) OBP: 0.380, SLG: 0.405 23 Elliot Johnson, S (9, PR) OBP: 0.286, SLG: 0.346 (9, 10)		X FF 95 0-0 F9 ①			C FF 96 C CU 81 S SL 88 0-3 K ①		B CU 78 F FF 95 S CH 88 S SL 87 1-3 K ①		C SL 80 X FC 92 0-1 7 1B 24 WP 2B	4 0	0 1	1 0	0 0	0 0	2 0	0 0
6 Lorenzo Cain, R (1, 8) OBP: 0.340, SLG: 0.401		B FF 96 C FF 94 S CH 87 B FF 98 S CH 89 2-3 K2-3 ②			B FF 97 B CH 88 C FF 96 B FF 95 X FF 97 3-1 7 G4-3 7 S 1B		C CU 80 B SL 87 B FF 94 X FF 97 2-1 G4-3 ②		B FC 92 B FC 94 B FC 93 C FC 91 S FC 93 B SL 83 4-2 24 WP 7 1B 2 FC5-2 BB	3	0	1	0	1	1	0
7 David Lough, L (1, 9) OBP: 0.293, SLG: 0.411		B FF 97 F FF 95 X FF 96 1-1 F7 ③			F FF 96 1 SAFE B CH 89 F FF 96 B FF 96 2 SAFE F CH 89 F FF 97 B FF 96 3-2 X CH 88 G4-3 ② 1-3		X FF 96 0-0 2B		X FF 90 0-0 2 FC5-2 24 WP 1-2 2-3 1B	4	0	2	0	0	0	1
8 Mike Moustakas, L (1, 5) OBP: 0.249, SLG: 0.279 24 Miguel Tejada, R (9, PH) OBP: 0.349, SLG: 0.441 (9, 5)			B FF 95 B CH 86 C FF 94 X FF 95 2-1 L7 ①		S CH 88 X FF 97 0-1 G5-3 ③		X CH 89 0-0 G3 ③		F SI 94 F SI 94 D CU 80 B CU 80 F SI 94 X SI 95 2-2 L3 ① 1-2 2-3 3-H	3 1	0 0	0 0	0 0	0 0	0 0	2 2
17 Chris Getz, L (1, 4) OBP: 0.279, SLG: 0.289			C FF 96 X FF 96 0-1 L7 ②			B FF 92 C FF 92 C CU 80 B FF 96 B CH 87 X FF 96 3-2 F7 ①		C FF 94 C CH 87 B CU 81 X FF 96 1-2 2 SH1-3 35 2B 1B	I IN 70 I IN 72 I IN 71 I IN 72 4-0 2 FC5-2 IBB	3	1	1	0	1	0	0
2 Alcides Escobar, R (1, 6) OBP: 0.274, SLG: 0.333			C FF 97 B CH 89 B FF 96 F FF 96 F CH 90 X FF 96 2-2 F8 ③			C FF 96 B CU 81 X FF 96 1-1 35 G4-3 4 BB 1B		F FF 95 1 SAFE X CH 85 0-1 SH1-3 ① 1-2	B SI 96 X SI 94 1-0 FC5-2 ② 1-2 2-3 3-Hf	3	0	1	0	0	0	3

Inning Stats										
	R: 0 E: 0 K: 0 S: 6	H: 0 LOB: 0 BB: 0 P: 8	R: 0 E: 0 K: 1 S: 6	H: 0 LOB: 0 BB: 0 P: 9	R: 0 E: 0 K: 0 S: 8	H: 0 LOB: 0 BB: 0 P: 12	R: 0 E: 0 K: 0 S: 5	H: 0 LOB: 0 BB: 0 P: 9	R: 0 E: 0 K: 1 S: 12	H: 1 LOB: 1 BB: 0 P: 18
	R: 0 E: 0 K: 1 S: 9	H: 1 LOB: 2 BB: 1 P: 18	R: 0 E: 0 K: 1 S: 7	H: 1 LOB: 1 BB: 0 P: 10	R: 1 E: 0 K: 0 S: 12	H: 2 LOB: 1 BB: 0 P: 17	R: 1 E: 0 K: 0 S: 13	H: 2 LOB: 3 BB: 2 P: 25		

	AB	33
	R	2
	H	7
	RBI	1
	BB	3
	SO	4
	LOB	17

	1B: 4	SF: 0	WP: 1	PA: 37
	2B: 3	SAC: 1	PB: 0	
	3B: 0	DP: 0	SB: 1	
	HR: 0	HBP: 0	CS: 0	

PITCHER		IP	WLS	BF	H	R	ER	SO	BB	IBB	HBP	BLK	WP	HR	S	P	ERA	WHIP
59 Carlos Carrasco, R ERA: 8.4	(1, 1)	7.1		27	4	1	1	4	1	0	0	0	0	0	58	90	1.23	0.682
27 Bryan Shaw, R ERA: 3.31	(8, 1)	0.2	L	5	2	1	1	0	1	0	0	0	0	0	11	19	13.50	4.500
53 Rich Hill, L ERA: 7.79	(9, 1)	0.0		1	1	0	0	0	0	0	0	0	0	0	1	1	∞	∞
32 Matt Albers, R ERA: 2.74	(9, 1)	1.0		4	0	0	0	0	0	1	0	0	1	0	8	16	0.00	0.000

PITCHER	IP	WLS	BF	H	R	ER	SO	BB	IBB	HBP	BLK	WP	HR	S	P	ERA	WHIP

Batter	1	2	3	4	5	6	7	8	9	AB	R	H	RBI	BB	SO	LOB
24 Michael Bourn, L (1, 8) OBP: 0.340, SLG: 0.388	C FF 92 X KC 79 0-1 F8 ①		B KC 79 B CH 86 B SI 92 C FF 91 B FF 92 4-1 1-2 2-3 BB		C FF 92 D KC 79 F CH 86 B FC 86 F FC 86 F CH 84 B FF 91 F FF 91 F CH 85 4-2 B FF 91 4 1B BB		C SI 81 S EP 69 X EP 70 0-2 F9 ②		B FF 98 X FF 97 1-0 4 WP 2B	3	0	1	0	2	0	0
4 Mike Aviles, R (1, 6) OBP: 0.296, SLG: 0.404	C FF 93 B SI 91 B FF 92 X FC 87 2-1 G5-3 ②		C FC 86 B FF 92 B FC 86 C SI 92 X FC 86 2-2 P2 ②		B FC 85 X SI 91 1-0 1-2 2-3 1B		C CU 70 B SL 81 B CH 73 B SL 82 B CH 74 4-1 22 BB BB		S SL 89 D SL 87 C SL 88 B SL 87 F SL 89 F SL 87 B SL 89 S FF 99 3-3 2-3 K ②	4	0	1	0	1	1	4
22 Jason Kipnis, L (1, 4) OBP: 0.340, SLG: 0.457	C FF 94 B KC 80 B CH 85 S CH 85 X CH 85 2-2 G3-1 ③		D KC 82 B CH 87 C FF 93 S CH 85 C CH 87 2-3 K ③		C KC 78 F FF 93 B CH 85 F CH 84 B KC 79 T CH 86 2-2 K ③		B SI 82 1 SAFE B SL 78 1 SAFE B SI 83 C SI 82 B SI 83 4-1 1-2 BB		C FF 100 X SL 90 0-1 G4-3 ③	4	0	0	0	1	2	7
41 Carlos Santana, S (1, 2) OBP: 0.385, SLG: 0.496		C FF 92 B KC 78 X SI 93 1-1 G3 ①		C FF 92 F CH 85 B KC 80 B FC 85 X CH 85 2-2 G4-3 ①		X FF 91 0-0 HR	C CU 74 S SL 82 B FF 87 F CH 74 X CU 71 1-2 G1-3 ③			4	1	1	1	0	0	2
23 Michael Brantley, L (1, 7) OBP: 0.333, SLG: 0.346		F SI 93 B FF 92 C KC 79 C FC 86 1-3 K ②		F FF 93 B CH 85 X CH 85 1-1 F8 ②		C SI 91 X KC 76 0-1 L6 ①		B SI 81 B SI 82 C SI 83 C SI 82 F SI 84 X SI 84 2-2 G4-3 ①		4	0	0	0	0	1	0
12 Mark Reynolds, R (1, 3) OBP: 0.312, SLG: 0.443		B KC 76 B FC 88 C FF 92 S CH 85 B CH 85 S CH 86 3-3 K ③		B SI 92 F CH 86 F CH 85 B CH 87 S CH 85 2-3 K ③		S KC 77 B FC 86 X CH 84 1-1 1B		C SL 84 X SL 83 0-1 25 E 25 S 1B		4	0	2	0	0	2	0
25 Jason Giambi, L (1, 10) OBP: 0.291, SLG: 0.437			B FF 92 B CH 86 B FF 92 F FF 91 X CH 85 3-1 7 FC5-6 9 BB 1B		B FF 91 S CH 84 B CH 84 B FF 89 B FF 90 4-1 4 1B 7 G5-3 BB	S CH 85 X CH 84 0-1 F7 ②		C SI 95 B SI 96 B SL 83 C SL 84 F FF 97 F SI 97 D SL 86 S SL 86 3-3 1-3 K ②		3	0	1	0	1	1	2
9 Ryan Raburn, R (1, 9) OBP: 0.356, SLG: 0.550			B FC 86 B FC 88 F FF 92 F FC 87 D CH 86 B FC 86 4-2 24 BB 7 FC5-6 1-2 BB		X SI 89 0-0 F7 ①	B KC 77 S FC 86 X CH 84 1-1 L8 ③		C SI 97 S SL 85 B FF 98 F SL 85 F SL 85 S SL 84 1-3 K ③		3	0	0	0	1	1	3
7 John McDonald, R (1, 5) OBP: 0.167, SLG: 0.081			B FF 92 L FF 92 X KC 79 1-1 FC5-6 24 BB 1-2 2-3f ①		B FC 87 D FF 91 C FF 90 B FF 91 C FF 90 F FF 90 F FF 90 F FF 91 F FF 90 3-2 X FF 91 G5-3 1-2 ②		C SI 80 B CH 74 X CH 74 1-1 P5 ①		B FF 97 C FF 96 B SL 89 S FF 98 B SL 88 F FF 98 X FF 97 3-2 F8 ①	4	0	0	0	0	0	3
Inning Stats	R: 0 E: 0 K: 0 S: 7 H: 0 LOB: 0 BB: 0 P: 11	R: 0 E: 0 K: 2 S: 8 H: 0 LOB: 0 BB: 0 P: 13	R: 0 E: 0 K: 1 S: 13 H: 1 LOB: 3 BB: 2 P: 29	R: 0 E: 0 K: 1 S: 8 H: 0 LOB: 0 BB: 0 P: 13	R: 0 E: 0 K: 1 S: 20 H: 1 LOB: 3 BB: 2 P: 34	R: 1 E: 0 K: 0 S: 9 H: 2 LOB: 1 BB: 0 P: 11	R: 0 E: 0 K: 0 S: 11 H: 0 LOB: 2 BB: 2 P: 21	R: 0 E: 1 K: 2 S: 16 H: 1 LOB: 1 BB: 0 P: 22	R: 0 E: 0 K: 1 S: 12 H: 1 LOB: 1 BB: 0 P: 19	1B: 4 2B: 1 3B: 0 HR: 1	SF: 0 SAC: 0 DP: 0 HBP: 0						

PITCHER		IP	WLS	BF	H	R	ER	SO	BB	IBB	HBP	BLK	WP	HR	S	P	ERA	WHIP
33 James Shields, R ERA: 2.72	(1, 1)	6.0		26	4	1	1	5	4	0	0	0	0	0	65	111	1.50	1.333
52 Bruce Chen, L ERA: 1.16	(7, 1)	1.1		6	0	0	0	0	2	0	0	0	0	0	15	27	0.00	1.500
43 Aaron Crow, R ERA: 3.86	(8, 1)	0.2	W	3	1	0	0	2	0	0	0	0	0	0	12	16	0.00	1.500
56 Greg Holland, R ERA: 2.08	(9, 1)	1.0	S	4	1	0	0	1	0	0	0	0	1	0	12	19	0.00	1.000

PITCHER	IP	WLS	BF	H	R	ER	SO	BB	IBB	HBP	BLK	WP	HR	S	P	ERA	WHIP

BOTTOM

Kansas City Royals @ Cleveland Indians

Progressive Field, Cleveland, OH

Mon Jun 17 2013, 7:07 PM - 10:04 PM EDT

Att. 12,803 - Partly Cloudy - 77 F

livebaseballscorecards.com

AB	33
R	1
H	6
RBI	1
BB	6
SO	8
LOB	21

1B: 4	SF: 0	WP: 1	PA: 39
2B: 1	SAC: 0	PB: 0	
3B: 0	DP: 0	SB: 1	
HR: 1	HBP: 0	CS: 0	

Batter	1	2	3	4	5	6	7	8	9	AB	R	H	RBI	BB	SO	LOB
4 Alex Gordon, L (1, 7) OBP: 0.350, SLG: 0.424	C SI 90 B FS 82 X FS 82 1-1 ① L9		B SI 88 1 SAFE B SL 83 C FF 90 B SL 84 1 SAFE F FF 91 F SL 83 1 SAFE 4-2 F SL 83 B FF 92 35 G6-3 · 35 WP · 13 WP 1-2 BB		C SL 81 F SI 90 B FS 81 B SL 85 F FS 83 X FF 92 2-2 ② G4-3		B FF 94 1 SAFE X FF 94 1-0 ③ P4		D SL 78 B FF 90 D SL 79 B FF 90 4-0 BB	3	1	0	0	2	0	1
35 Eric Hosmer, L (1, 3) OBP: 0.324, SLG: 0.347	B B FF 90 S FF 89 C SL 85 B FF 94 S FC 92 3-3 ② K		B FS 84 C SL 86 X FF 91 1-1 ① G6-3 1-3 2-H		F FS 82 C SL 83 F FF 91 X CU 71 0-2 ③ L4			F FF 98 B KC 86 X FF 97 1-1 E1 · 13 1B	C SL 78 X FF 90 0-1 ③ G3-1	5	1	0	1	0	1	4
13 Salvador Perez, R (1, 2) OBP: 0.324, SLG: 0.417	B FF 92 S SL 82 B SI 94 X FF 93 2-1 ③ F8		B SL 85 F FF 92 B FF 93 B FF 93 X FF 92 3-1 ② L8 3-H			C SL 80 F SI 91 X FF 92 0-2 ① F8		F FF 96 X FF 96 0-1 16 G6-3 · 1B 3-H		4	0	1	1	0	0	0
16 Billy Butler, R (1, 10) OBP: 0.381, SLG: 0.402		B SI 91 B SL 83 B SI 92 C FF 90 B SI 92 4-1 6 1B · BB	C SI 91 B SL 83 X SI 91 1-1 ③ G5-3			B SL 81 B SI 91 B FF 89 B FF 88 4-0 BB		X FF 96 0-0 ① ② G6-3 1-2f		2	0	0	0	2	0	1
6 Lorenzo Cain, R (1, 8) OBP: 0.339, SLG: 0.398		C SL 81 B SI 91 S SL 82 X FS 84 1-2 1B		C SI 89 F SL 83 F FF 89 B FF 92 T SL 83 2-2 ① K		C SL 81 C SL 83 F FF 92 D FS 82 F CU 77 F FF 92 B FF 92 B SL 82 X FF 91 3-2 ② L9		B FF 96 C FF 96 F KC 86 X FF 96 1-2 ③ F9		4	0	1	0	0	1	1
7 David Lough, L (1, 9) OBP: 0.292, SLG: 0.404		C SL 84 C SL 83 F FF 94 D FS 84 D FS 85 F FS 84 B FF 92 F SL 84 F SI 92 3-2 ① F8 X SL 86		B SI 88 S FS 82 B FF 92 B SI 90 F FF 90 X SI 90 3-2 ② L9		C FF 94 C FF 94 B FF 95 X FF 94 1-2 ③ L8			C SI 91 B SL 78 X SI 91 1-1 2 1B · 8 1B · 1B	4	0	1	0	0	0	3
8 Mike Moustakas, L (1, 5) OBP: 0.253, SLG: 0.284		F FS 84 F SL 83 T FF 93 0-2 ② K		B FS 82 C FS 80 B SL 83 B FF 89 F FF 90 X SI 90 3-2 1B			B SL 83 X FF 94 1-0 ① L9		B FF 91 1 SAFE B SI 91 B FF 91 C FF 91 F FF 92 X FF 92 3-2 2 1B · 1-2 · 1B	4	0	2	0	0	1	2
17 Chris Getz, L (1, 4) OBP: 0.278, SLG: 0.288		F FF 90 C SL 85 X FS 85 0-2 ③ G4-3		C SL 82 C SL 83 X FF 91 0-2 ③ F9			B FF 94 C FF 93 F FF 94 B SL 81 X FF 94 2-2 1B		C FF 92 L FF 91 S SL 80 0-3 ① K	4	0	1	0	0	1	5
2 Alcides Escobar, R (1, 6) OBP: 0.277, SLG: 0.333			B SI 88 B SI 90 B FF 90 C FF 88 C FF 90 B FF 90 4-2 35 WP · 4 BB · 35 G6-3 · BB		C FF 87 B SL 83 B SL 80 F FF 91 S FF 91 2-3 ① K		B FF 93 1 SAFE C FF 94 F FF 94 1 SAFE X FF 95 1-2 ② F7		B FF 90 F FF 91 B FF 90 X FF 91 2-1 ② 1-3 2-3 1B	3	1	1	0	1	1	1
Inning Stats	R: 0 E: 0 K: 1 S: 7 H: 0 LOB: 0 BB: 0 P: 13	R: 0 E: 0 K: 1 S: 17 H: 1 LOB: 2 BB: 1 P: 25	R: 2 E: 0 K: 0 S: 12 H: 0 LOB: 0 BB: 2 P: 25	R: 0 E: 0 K: 1 S: 12 H: 1 LOB: 1 BB: 0 P: 20	R: 0 E: 0 K: 1 S: 11 H: 0 LOB: 0 BB: 0 P: 15	R: 0 E: 0 K: 0 S: 12 H: 0 LOB: 1 BB: 1 P: 20	R: 0 E: 0 K: 0 S: 8 H: 1 LOB: 1 BB: 0 P: 13	R: 1 E: 1 K: 0 S: 8 H: 1 LOB: 0 BB: 0 P: 10	R: 0 E: 0 K: 1 S: 12 H: 3 LOB: 3 BB: 1 P: 22	1B: 7 2B: 0 3B: 0 HR: 0 SF: 0 SAC: 0 DP: 1 HBP: 0						

PITCHER		IP	WLS	BF	H	R	ER	SO	BB	IBB	HBP	BLK	WP	HR	S	P	ERA	WHIP
30 Ubaldo Jiménez, R ERA: 4.66	(1, 1)	5.2		23	2	2	2	4	4	0	0	0	2	0	68	114	3.18	1.059
50 Nick Hagadone, L ERA: 5.75	(6, 1)	1.1		5	1	0	0	0	0	0	0	0	0	0	11	17	0.00	0.750
37 Cody Allen, R ERA: 2.03	(8, 1)	1.0	W	4	1	1	0	0	0	0	0	0	0	0	8	10	0.00	1.000
52 Vinnie Pestano, R ERA: 4.05	(9, 1)	1.0	S	6	3	0	0	1	1	0	0	0	0	0	12	22	0.00	4.000

PITCHER	IP	WLS	BF	H	R	ER	SO	BB	IBB	HBP	BLK	WP	HR	S	P	ERA	WHIP

TOP

Kansas City Royals @ Cleveland Indians

Progressive Field, Cleveland, OH

Tue Jun 18 2013, 7:07 PM - 9:58 PM EDT

Att. 14,853 - Clear - 68 F

livebaseballscorecards.com

AB	33
R	3
H	7
RBI	2
BB	5
SO	5
LOB	18

WP: 2 PA: 38
PB: 0
SB: 0
CS: 0

BOTTOM

Kansas City Royals @ Cleveland Indians

Progressive Field, Cleveland, OH

Tue Jun 18 2013, 7:07 PM - 9:58 PM EDT

Att. 14,853 - Clear - 68 F

livebaseballscorecards.com

Batter	1	2	3	4	5	6	7	8	9	AB	R	H	RBI	BB	SO	LOB
24 Michael Bourn, L (1, 8) OBP: 0.338, SLG: 0.385	G1-3		L5			K		22 2B, 4 1B, 1B		4	1	1	1	0	1	2
4 Mike Aviles, R (1, 6) OBP: 0.301, SLG: 0.406	F8			G4-3		K		23 SF9, 22 2B, 1B		4	1	2	1	0	0	0
22 Jason Kipnis, L (1, 4) OBP: 0.338, SLG: 0.458	G3			K		K		2B		4	0	1	1	0	2	1
41 Carlos Santana, S (1, 2) OBP: 0.390, SLG: 0.496		12 G6-4-3, 1B		K			BB	IBB		2	0	1	0	2	1	0
23 Michael Brantley, L (1, 7) OBP: 0.328, SLG: 0.341		F7			G4-3		FC4-6	SF9		3	0	0	1	0	0	2
12 Mark Reynolds, R (1, 3) OBP: 0.307, SLG: 0.435		G6-4-3			K		F9	K		4	0	0	0	0	2	4
8 Lonnie Chisenhall, L (1, 5) OBP: 0.245, SLG: 0.340 7 John McDonald, R (9, 5) OBP: 0.167, SLG: 0.081			K		L6		F8			3 0	0 0	0 0	0 0	0 0	1 0	1 0
9 Ryan Raburn, R (1, 10) OBP: 0.362, SLG: 0.545			11 FC6-4, BB			G6-3		24 1B, 11 G1-3, BB		1	1	0	0	2	0	0
11 Drew Stubbs, R (1, 9) OBP: 0.287, SLG: 0.376			FC6-4			24 S, 4 1B, 1B		G1-3		3	1	1	0	0	0	2
Inning Stats	R: 0 E: 0 K: 0 S: 6 H: 0 LOB: 0 BB: 0 P: 10	R: 0 E: 0 K: 0 S: 8 H: 1 LOB: 0 BB: 0 P: 12	R: 0 E: 0 K: 1 S: 9 H: 0 LOB: 1 BB: 1 P: 14	R: 0 E: 0 K: 2 S: 11 H: 0 LOB: 0 BB: 0 P: 13	R: 0 E: 0 K: 1 S: 10 H: 0 LOB: 0 BB: 0 P: 16	R: 1 E: 0 K: 2 S: 15 H: 2 LOB: 1 BB: 0 P: 24	R: 0 E: 0 K: 0 S: 11 H: 0 LOB: 1 BB: 1 P: 17	R: 3 E: 0 K: 1 S: 17 H: 3 LOB: 2 BB: 2 P: 30		1B: 5 2B: 1 3B: 0 HR: 0 SF: 1 SAC: 0 DP: 1 HBP: 0					

	AB	28
	R	4
	H	6
	RBI	4
	BB	4
	SO	7
	LOB	12

PITCHER		IP	WLS	BF	H	R	ER	SO	BB	IBB	HBP	BLK	WP	HR	S	P	ERA	WHIP
54 Ervin Santana, R ERA: 2.64	(1, 1)	7.0		25	3	1	1	6	2	0	0	0	0	0	70	106	1.29	0.714
40 Kelvin Herrera, R ERA: 5.04	(8, 1)	0.1	L	4	2	3	3	0	1	0	0	0	0	0	9	16	81.00	9.000
55 Tim Collins, L ERA: 2.19	(8, 1)	0.2	B	4	1	0	0	1	0	1	0	0	0	0	8	14	0.00	1.500

PITCHER	IP	WLS	BF	H	R	ER	SO	BB	IBB	HBP	BLK	WP	HR	S	P	ERA	WHIP

Batter	1	2	3	4	5	6	7	8	9	AB	R	H	RBI	BB	SO	LOB
4 Alex Gordon, L (1, 7) OBP: 0.344, SLG: 0.416	B FF 93 B SI 90 C SI 91 B FF 94 S SI 88 F SI 88 F SI 91 X FF 90 3-2 ① **G4-3**	B SI 93 C SL 84 B FF 95 T FF 90 D SL 86 F FF 92 X SL 83 3-2 ③ **G1-3**		C SL 82 X SI 92 0-1 ③ **L3**		C SL 85 C SL 85 B FF 95 F FF 95 B SL 85 S SL 84 2-3 ③ **K**			C FF 89 B SL 82 S SL 81 B SI 91 S SL 81 2-3 ① **K**	5	0	0	0	0	2	5
35 Eric Hosmer, L (1, 3) OBP: 0.332, SLG: 0.357	F B FF 95 F F X 1-2 **13 S 1B**	C SL 79 B FF 92 F FF 94 B FF 93 F SL 86 S SI 94 2-3 ① **K**		X SI 90 0-0 **13 S 7 1B**			B FF 93 C SL 78 B SL 82 B FF 93 B SI 86 4-1 **13 FC6-4 BB**		F SI 89 B SI 90 C SL 82 B SL 82 B SL 82 X SI 89 3-2 **13 G5-3-6 1-H 2B**	4	1	3	1	1	1	0
13 Salvador Perez, R (1, 2) OBP: 0.321, SLG: 0.409	D B SI 93 B SL 80 C SI 90 B SI 91 4-1 **1-2 BB**	B SI 92 C SI 91 C SL 87 B SI 93 B FF 94 S SL 81 3-3 ② **K**		1 SAFE S SI 89 B SI 90 S SI 89 F SL 84 X SI 91 1-2 ① **G6-3 1-2**			F SI 88 F SL 85 B SI 90 F SI 90 X SL 84 1-2 ① **FC6-4 16 FC4-6 1-2f**		X SI 89 0-0 ② ③ **G5-3-6 2-3f**	4	0	0	0	1	1	3
16 Billy Butler, R (1, 10) OBP: 0.379, SLG: 0.399	C SL 84 F SI 90 F FF 91 F SL 85 S SL 86 0-3 ② **K**	X SI 91 0-0 ③ **F9**		F SL 84 X SI 91 0-1 **7 1B 1B**			C FC 93 B SL 81 S SL 80 F FC 94 X SL 80 1-2 ② **FC4-6 1-2f**			4	0	1	0	0	1	3
6 Lorenzo Cain, R (1, 8) OBP: 0.333, SLG: 0.391	S SI 92 B FF 92 F SL 84 S SI 92 1-3 ③ **K**			B FF 87 C SI 88 B FF 90 C SI 88 S SL 84 2-3 ① **K**	C FF 90 S SI 90 F SI 92 S SL 86 0-3 ② **K**		S FC 92 B FC 93 F FC 93 S SL 81 1-3 ③ **K**			4	0	0	0	0	4	5
7 David Lough, L (1, 9) OBP: 0.310, SLG: 0.418		C SI 90 X FF 95 0-1 ① **G1-3**		B SI 88 B SI 86 X CH 85 2-0 **8 2B 23 1B 1B**	X SL 84 0-0 **1-2 2-H 1B**			B FC 91 B FC 92 C FC 92 F FC 92 X SL 81 2-2 **8 G6-3 1B**		4	1	3	1	0	0	0
8 Mike Moustakas, L (1, 5) OBP: 0.258, SLG: 0.293		B SI 92 X SI 93 1-0 **23 FC3-6 1B**		B SI 91 B SI 89 1 SAFE 1 SAFE F SI 89 X FF 93 2-1 **23 1B 1-3 2B**	F SI 91 B SI 90 X SI 92 1-1 ③ **G6-3**			1 SAFE C FC 92 X FC 92 0-1 ① ② **G6-3 1-2f**		4	0	2	0	0	0	3
23 Elliot Johnson, S (1, 4) OBP: 0.284, SLG: 0.342		1 SAFE B SI 89 B SI 89 X FF 89 2-0 ② **FC3-6 2 1B 1-2f**		B SL 80 F SI 89 X SL 83 1-1 **2 S 2-3 3-H 1B**		X FF 91 0-0 ① **B1-3**		F FC 93 X FC 93 0-1 ③ **L3**		4	0	1	1	0	0	1
2 Alcides Escobar, R (1, 6) OBP: 0.280, SLG: 0.336		B SI 89 1 SAFE C FF 93 F SI 91 1 SAFE X FF 94 1-2 **1-2 1B**		F SI 88 F SI 89 B SI 91 1 SAFE B SI 90 S SL 84 2-3 ② **K 1-2**		C FF 93 X FF 92 0-1 ② **G1-4-3**			B SI 88 C SL 81 X SI 88 1-1 **35 2B 1B**	4	1	2	0	0	1	2
Inning Stats	R: 0 E: 0 K: 2 S: 18 H: 1 LOB: 2 BB: 1 P: 27	R: 0 E: 0 K: 0 S: 11 H: 2 LOB: 2 BB: 0 P: 18	R: 0 E: 0 K: 2 S: 8 H: 0 LOB: 0 BB: 0 P: 13	R: 1 E: 0 K: 2 S: 13 H: 3 LOB: 2 BB: 0 P: 22	R: 1 E: 0 K: 1 S: 14 H: 3 LOB: 2 BB: 0 P: 16	R: 0 E: 0 K: 1 S: 7 H: 0 LOB: 0 BB: 0 P: 9	R: 0 E: 0 K: 1 S: 12 H: 0 LOB: 1 BB: 1 P: 19	R: 0 E: 0 K: 0 S: 7 H: 1 LOB: 0 BB: 0 P: 9	R: 1 E: 0 K: 1 S: 9 H: 2 LOB: 0 BB: 0 P: 15	1B: 10 2B: 3 3B: 0 HR: 0 SF: 0 SAC: 0 DP: 2 HBP: 0						

PITCHER		IP	WLS	BF	H	R	ER	SO	BB	IBB	HBP	BLK	WP	HR	S	P	ERA	WHIP
63 Justin Masterson, R ERA: 3.48	(1, 1)	6.1	W	30	9	2	2	8	2	0	0	0	0	0	76	115	2.84	1.737
27 Bryan Shaw, R ERA: 3.15	(7, 1)	1.2	H	5	1	0	0	1	0	0	0	0	0	0	14	18	0.00	0.600
38 Joe Smith, R ERA: 1.78	(9, 1)	1.0		4	2	1	1	1	0	0	0	0	0	0	9	15	9.00	2.000

PITCHER	IP	WLS	BF	H	R	ER	SO	BB	IBB	HBP	BLK	WP	HR	S	P	ERA	WHIP

TOP

Kansas City Royals @ Cleveland Indians

Progressive Field, Cleveland, OH

Wed Jun 19 2013, 7:08 PM - 9:55 PM EDT

Att. 17,349 - Clear - 66 F

livebaseballscorecards.com

AB	37
R	3
H	12
RBI	3
BB	2
SO	10
LOB	22

WP: 0 PA: 39
PB: 0
SB: 3
CS: 0

BOTTOM

Kansas City Royals @ Cleveland Indians

Progressive Field, Cleveland, OH

Wed Jun 19 2013, 7:08 PM - 9:55 PM EDT

Att. 17,349 - Clear - 66 F

livebaseballscorecards.com

Batter	1	2	3	4	5	6	7	8	9	AB	R	H	RBI	BB	SO	LOB
24 Michael Bourn, L (1, 8) OBP: 0.341, SLG: 0.389	C SI 90 C SI 92 B SL 84 X SL 84 1-2 ① G4-3		X SI 93 0-0 ③ G6-3			1 SAFE B SI 91 B FF 91 1 SAFE B SI 91 B FF 91 4-0 22 1B 4 1B 41 BB 1-2 BB	F FF 99 B CH 88 B SI 98 X FF 99 2-1 4 S 4 SF9 2B			3	2	1	0	1	0	0
4 Mike Aviles, R (1, 6) OBP: 0.300, SLG: 0.405	C FF 94 F SL 84 X SL 84 0-2 ② F7			C FF 91 C FF 92 F SL 83 B SL 84 B SL 84 F FF 94 F SL 84 B FF 94 X SL 85 3-2 ① G5-3		B FF 90 X FF 91 1-0 41 BB 22 1B 23 SF7 1-2 2-H 1B	F CH 89 C CH 88 X FF 99 0-2 ② SF9 2-H			3	1	1	2	0	0	0
22 Jason Kipnis, L (1, 4) OBP: 0.344, SLG: 0.458	B SI 91 F SI 93 B FF 92 F SI 93 B CH 82 B SI 94 4-2 BB			B FF 94 C FF 92 B CH 85 L FF 94 B SL 84 F SL 83 X SL 85 3-2 ② L4		X FF 92 0-0 12 1B 41 BB 1-2 2-3 1B	B FF 99 C FF 99 B CH 88 F FF 100 B FF 99 B SI 100 4-2 41 S BB			2	0	1	0	2	0	0
41 Carlos Santana, S (1, 2) OBP: 0.388, SLG: 0.489	X SI 94 0-0 ③ G3			B FF 93 F SL 84 B CH 83 S SL 85 B FF 94 F SL 84 S SL 83 3-3 ③ K		B SL 84 D SL 84 D SL 83 B FF 92 4-0 12 1B 1-2 2-3 3-H BB	B FF 98 B CH 89 S FF 99 S FF 99 T FF 100 2-2 ③ K 1-2			3	0	0	1	1	2	2
23 Michael Brantley, L (1, 7) OBP: 0.331, SLG: 0.369		C SI 91 B SI 92 B SL 83 B SI 93 F FF 93 X FF 92 3-2 ① G4-3			B SI 91 F SL 82 B SL 84 F SI 93 X SL 83 2-2 HR	B CH 83 B FF 94 X FF 93 2-0 ① SF7 3-H		X FF 94 0-0 HR		3	2	2	3	0	0	0
12 Mark Reynolds, R (1, 3) OBP: 0.307, SLG: 0.432		X FF 92 0-0 ② P4			C SL 83 B SL 83 B FF 92 F SL 84 X SL 85 2-2 ① F9	C CU 75 B CH 81 X FF 94 1-1 1-2 2-3 1B		C FC 89 B KC 79 B FC 91 B FF 96 F FF 95 T FC 91 3-2 ① K		4	0	1	0	0	1	0
25 Jason Giambi, L (1, 10) OBP: 0.286, SLG: 0.427 9 Ryan Raburn, R (6, PH) OBP: 0.357, SLG: 0.537 (7, 10)		C FF 92 B CH 83 F SI 93 B SL 83 S SL 83 2-3 ③ K2-3			B SL 80 B SI 91 B FF 91 C SI 92 X FF 92 3-1 ② F7	B FF 92 C CH 84 C CU 75 C CH 82 1-3 ② K		S FF 95 X KC 79 0-1 ② L8		2 2	0 0	0 0	0 0	0 0	1 1	0 3
8 Lonnie Chisenhall, L (1, 5) OBP: 0.236, SLG: 0.327 7 John McDonald, R (9, 5) OBP: 0.167, SLG: 0.081			X SI 92 0-0 ① G3-4-1		X SI 92 0-0 ③ G4-3	B FF 94 C FF 93 X CH 84 1-1 ③ G3-1		C KC 79 B CH 86 F FF 95 X FC 91 1-2 E4		4 0	0 0	0 0	0 0	0 0	0 0	3 0
11 Drew Stubbs, R (1, 9) OBP: 0.286, SLG: 0.373			C SI 93 C SL 84 S SL 84 0-3 ② K			B FF 92 X SI 91 1-0 24 BB 4 1B 1B	C FF 99 S FF 100 S CH 86 0-3 ① K	C FC 90 C FF 95 B FC 91 X FC 90 1-2 ③ L7		4	1	1	0	0	2	1
Inning Stats	R: 0 E: 0 K: 0 S: 9 H: 0 LOB: 1 BB: 1 P: 14	R: 0 E: 0 K: 1 S: 7 H: 0 LOB: 0 BB: 0 P: 12	R: 0 E: 0 K: 1 S: 5 H: 0 LOB: 0 BB: 0 P: 5	R: 0 E: 0 K: 1 S: 14 H: 0 LOB: 0 BB: 0 P: 23	R: 1 E: 0 K: 0 S: 9 H: 1 LOB: 0 BB: 0 P: 16	R: 3 E: 0 K: 1 S: 11 H: 4 LOB: 3 BB: 2 P: 26	R: 1 E: 0 K: 2 S: 13 H: 1 LOB: 1 BB: 1 P: 21	R: 1 E: 1 K: 1 S: 12 H: 1 LOB: 1 BB: 0 P: 17		1B: 4 2B: 1 3B: 0 HR: 2 SF: 2 SAC: 0 DP: 0 HBP: 0			WP: 0 PB: 0 SB: 2 CS: 0 PA: 36	

	AB	30
	R	6
	H	7
	RBI	6
	BB	4
	SO	7
	LOB	9

PITCHER		IP	WLS	BF	H	R	ER	SO	BB	IBB	HBP	BLK	WP	HR	S	P	ERA	WHIP
39 Luis Mendoza, R ERA: 4.3	(1, 1)	5.0	L	22	4	4	4	3	3	0	0	0	0	1	47	83	7.20	1.400
55 Tim Collins, L ERA: 2.1	(6, 1)	1.0		4	1	0	0	1	0	0	0	0	0	0	8	13	0.00	1.000
40 Kelvin Herrera, R ERA: 5.19	(7, 1)	1.0		5	1	1	1	2	1	0	0	0	0	0	13	21	9.00	2.000
44 Luke Hochevar, R ERA: 2.77	(8, 1)	1.0		5	1	1	1	1	0	0	0	0	0	1	12	17	9.00	1.000

PITCHER	IP	WLS	BF	H	R	ER	SO	BB	IBB	HBP	BLK	WP	HR	S	P	ERA	WHIP

Minnesota Twins @ Cleveland Indians

Progressive Field, Cleveland, OH

Fri Jun 21 2013, 7:08 PM - 9:40 PM EDT

Att. 26,442 - Cloudy - 77 F

TOP

livebaseballscorecards.com

Batter	1	2	3	4	5	6	7	8	9	AB	R	H	RBI	BB	SO	LOB
2 Brian Dozier, R (1, 4) OBP: 0.296, SLG: 0.385	C SI 90 B SI 90 X SI 91 1-1 ① F9		C CH 81 B SI 90 B CH 80 C SI 91 X SI 92 2-2 ② F8 2-3			B SI 89 X SI 90 1-0 HR		C SI 89 F SI 89 B SL 82 B FF 90 X SI 89 2-2 ② G5-3		4	1	1	1	0	0	1
7 Joe Mauer, L (1, 2) OBP: 0.410, SLG: 0.493	C SI 91 X SI 92 0-1 2B		B SI 92 B SL 86 C SI 92 B CU 78 X SI 93 3-1 ③ L7			F SI 90 C CU 77 S SL 83 0-3 ① K		B SI 90 C SL 80 C SL 82 F FF 91 X SL 82 1-2 ③ G3		4	0	1	0	0	1	1
9 Ryan Doumit, S (1, 10) OBP: 0.306, SLG: 0.420	C SI 90 X SI 90 0-1 ② G6-3			C SI 87 B SL 82 C SI 88 X SI 91 1-2 ① G6-3		C CH 78 X CU 78 0-1 ② G6-3			C FF 91 S SL 80 B SL 79 X FF 91 1-2 ① G4-3	4	0	0	0	0	0	1
16 Josh Willingham, R (1, 7) OBP: 0.353, SLG: 0.400	C SI 90 B SI 92 F CH 80 B SI 92 F SI 91 C SI 92 2-3 ③ K			X SI 90 0-0 ② P6		C SI 91 B CH 80 F SI 92 C SI 94 1-3 ③ K			C FF 91 X FF 92 0-1 ② L6	4	0	0	0	0	2	1
33 Justin Morneau, L (1, 3) OBP: 0.335, SLG: 0.385		X SI 88 0-0 ① F8		C SI 93 X SI 93 0-1 ③ G6-3			B SL 83 B CU 76 B SI 92 C SI 92 F SI 91 C SI 94 3-3 ① K		B SL 79 C FF 91 S SL 80 F SL 80 X FF 92 1-2 ③ G1-3	4	0	0	0	0	1	0
24 Trevor Plouffe, R (1, 5) OBP: 0.341, SLG: 0.449		C SI 88 X CH 79 0-1 31 G4-6-3 1B			B SI 91 C SI 89 B SI 90 F SI 90 X CU 77 2-2 ① G5-3		S SI 92 F SI 92 B SL 84 B SI 93 B SL 84 X SI 92 3-2 2B			3	0	2	0	0	0	0
31 Oswaldo Arcia, L (1, 9) OBP: 0.333, SLG: 0.466		B SL 88 X SI 90 1-0 ② ③ G4-6-3 1-2f			X SI 90 0-0 ② F7		B CU 76 B SI 91 S SL 84 B SI 93 C SL 84 C SI 93 3-3 ② K			3	0	0	0	0	1	2
11 Clete Thomas, L (1, 8) OBP: 0.313, SLG: 0.378			C SI 88 C CU 75 B SI 92 F SI 91 S SL 82 1-3 ① K		C SI 91 F SI 91 F SI 94 X SL 83 0-2 E4		S SL 84 B SI 94 S SL 84 C SI 94 1-3 ③ K			3	0	0	0	0	2	1
8 Jamey Carroll, R (1, 6) OBP: 0.271, SLG: 0.240 27 Chris Parmelee, L (8, PH) OBP: 0.300, SLG: 0.344 25 Pedro Florimón, S (8, 6) OBP: 0.298, SLG: 0.327			C SI 89 B SI 91 F SI 91 F SI 92 B CU 79 X SI 90 2-2 2 F8 2B		B SI 90 B SI 91 C SI 90 F SI 91 1 SAFE B SI 93 X SI 90 3-2 ③ G5-3			B SI 90 C SI 89 C SL 81 S FF 90 1-3 ① K		2 1 0	0 0 0	1 0 0	0 0 0	0 1 0	0 0 0	1 0 0
Inning Stats	R: 0 E: 0 K: 1 S: 10 H: 1 LOB: 1 BB: 0 P: 13	R: 0 E: 0 K: 0 S: 4 H: 1 LOB: 0 BB: 0 P: 5	R: 0 E: 0 K: 1 S: 13 H: 1 LOB: 1 BB: 0 P: 21	R: 0 E: 0 K: 0 S: 6 H: 0 LOB: 0 BB: 0 P: 7	R: 0 E: 1 K: 0 S: 11 H: 0 LOB: 1 BB: 0 P: 16	R: 1 E: 0 K: 2 S: 9 H: 1 LOB: 0 BB: 0 P: 11	R: 0 E: 0 K: 3 S: 12 H: 1 LOB: 1 BB: 0 P: 22	R: 0 E: 0 K: 1 S: 10 H: 0 LOB: 0 BB: 0 P: 14	R: 0 E: 0 K: 0 S: 9 H: 0 LOB: 0 BB: 0 P: 11	1B: 1 2B: 3 3B: 0 HR: 1	SF: 0 SAC: 0 DP: 1 HBP: 0			WP: 0 PB: 0 SB: 0 CS: 0	PA: 32		

	AB	32
	R	1
	H	5
	RBI	1
	BB	0
	SO	8
	LOB	8

PITCHER		IP	WLS	BF	H	R	ER	SO	BB	IBB	HBP	BLK	WP	HR	S	P	ERA	WHIP
26 Scott Kazmir, L ERA: 5.37	(1, 1)	7.0	W	26	5	1	1	7	0	0	0	0	0	1	65	95	1.29	0.714
38 Joe Smith, R ERA: 1.71	(8, 1)	1.0		3	0	0	0	1	0	0	0	0	0	0	10	14	0.00	0.000
52 Vinnie Pestano, R ERA: 3.86	(9, 1)	1.0		3	0	0	0	0	0	0	0	0	0	0	9	11	0.00	0.000

PITCHER	IP	WLS	BF	H	R	ER	SO	BB	IBB	HBP	BLK	WP	HR	S	P	ERA	WHIP

Minnesota Twins @ Cleveland Indians

Progressive Field, Cleveland, OH

Fri Jun 21 2013, 7:08 PM - 9:40 PM EDT

Att. 26,442 - Cloudy - 77 F

BOTTOM

livebaseballscorecards.com

Batter	1	2	3	4	5	6	7	8	9	AB	R	H	RBI	BB	SO	LOB
24 Michael Bourn, L (1, 8) OBP: 0.344, SLG: 0.392	C FC 90 B FF 91 F FC 89 S CU 80 1-3 ① K		B FC 90 X FF 90 1-0 4 G5-3 1-3 1B		C FF 91 B CH 84 B FF 91 X FF 89 2-1 1B		X SI 93 0-0 ② FC4-6 4 BB 22 1B 1-2f 2-3			4	1	2	0	0	1	2
4 Mike Aviles, R (1, 6) OBP: 0.299, SLG: 0.398	B FC 91 B FC 92 F FC 89 X FF 91 2-1 ② G4-3		S FF 92 X FC 91 0-1 ① G5-3 1-2		C FC 88 X FC 91 0-1 ③ G4-3		B SI 93 1 SAFE B SI 94 B CH 84 B SI 94 4-0 22 1B BB 1-2			3	0	0	0	1	0	3
22 Jason Kipnis, L (1, 4) OBP: 0.343, SLG: 0.457	B FF 92 C CH 84 B FC 90 B CH 85 C FC 89 S FC 90 3-3 ③ K		B CU 80 X FC 91 1-0 ② SF4 3-H			B CU 81 C CU 79 C FF 91 S CU 82 1-3 ① K	B SI 93 S SL 84 B SI 94 X SI 93 2-1 1B 1-3 2-H 3-H			3	0	1	3	0	2	0
41 Carlos Santana, S (1, 10) OBP: 0.383, SLG: 0.481		C FF 93 F FF 87 B FF 92 B CU 80 X CU 82 2-2 ① F8	C FC 93 X FC 92 0-1 ③ G3-1			B FC 92 F FF 90 C FC 90 B CU 81 B FC 87 X CU 81 3-2 ② F8	S SL 84 X SI 93 0-1 ③ L4			4	0	0	0	0	0	4
23 Michael Brantley, L (1, 7) OBP: 0.330, SLG: 0.372		B FF 92 F CH 83 F FF 87 X CU 82 1-2 12 1B 2B		C CU 79 F FC 90 X FC 89 0-2 ① G6-3		B CU 79 F FC 91 F FC 92 B FF 93 C CU 81 2-3 ③ K		B SL 77 C FF 88 B SI 87 F FF 89 F CU 70 S FF 92 2-3 ① K		4	1	1	0	0	2	0
12 Mark Reynolds, R (1, 3) OBP: 0.313, SLG: 0.435		D FF 91 B CU 81 X CU 81 2-0 ② 2-H 1B		C FC 92 S FC 91 S CU 82 0-3 ② K			B CU 78 B FC 89 F FC 89 C FC 89 X CU 82 2-2 10 F8 8 BB 11 1B 1B	B FF 88 S FF 88 B SI 88 B SI 88 F SI 87 B CU 70 4-2 7 FC5-4 BB		3	1	2	1	1	1	0
8 Lonnie Chisenhall, L (1, 5) OBP: 0.248, SLG: 0.330 7 John McDonald, R (7, PR) OBP: 0.163, SLG: 0.079 (8, 5)		B FF 92 B CH 84 F FC 90 X CH 84 2-1 1B		C CU 80 B CU 81 B FC 91 X FC 90 2-1 ③ G4-3			B FF 91 B FF 90 F FF 91 B FF 90 F FF 90 B FF 91 4-2 24 FC4-6 11 1B 22 1B BB 1-2	X SI 88	0-0 ② FC5-4 1-2f	2 1	0 1	1 0	0 0	1 0	0 0	0 1
10 Yan Gomes, R (1, 2) OBP: 0.278, SLG: 0.515		B FC 89 B FC 89 S FC 91 F FF 90 C FC 92 2-3 ③ K			B CU 81 F FC 90 F FF 89 X CU 81 1-2 ① G5-3		C FF 90 F FF 91 B FF 93 X FF 93 1-2 ① F8 2-3	B SI 90 B CH 81 X SI 88 2-0 ③ F9		4	0	0	0	0	1	4
11 Drew Stubbs, R (1, 9) OBP: 0.291, SLG: 0.374			B FC 90 C FC 90 C FC 90 B CU 82 F FC 90 B CU 80 F FC 92 F FC 91 B FC 90 4-2 24 1B 22 SF4 BB		C CU 80 B FC 91 F FC 91 B CU 83 X CU 80 2-2 ② G6-3		C FF 92 B FF 92 C FF 94 B SL 84 X FF 94 2-2 24 FC4-6 1B 1-2 3-H			2	1	1	1	1	0	0

Inning Stats	R: 0 E: 0 K: 2 S: 8	H: 0 LOB: 0 BB: 0 P: 14	R: 1 E: 0 K: 1 S: 12	H: 3 LOB: 1 BB: 0 P: 21	R: 1 E: 0 K: 0 S: 11	H: 1 LOB: 1 BB: 1 P: 17	R: 0 E: 0 K: 1 S: 8	H: 0 LOB: 0 BB: 0 P: 10	R: 0 E: 0 K: 0 S: 10	H: 1 LOB: 1 BB: 0 P: 15
	R: 0 E: 0 K: 2 S: 9	H: 0 LOB: 0 BB: 0 P: 15	R: 3 E: 0 K: 0 S: 16	H: 3 LOB: 3 BB: 2 P: 31	R: 0 E: 0 K: 1 S: 8	H: 0 LOB: 1 BB: 1 P: 16	1B: 7 2B: 1 3B: 0 HR: 0	SF: 1 SAC: 0 DP: 0 HBP: 0	WP: 0 PB: 0 SB: 0 CS: 0	PA: 35

PITCHER		IP	WLS	BF	H	R	ER	SO	BB	IBB	HBP	BLK	WP	HR	S	P	ERA	WHIP
21 Samuel Deduno, R ERA: 3.72	(1, 1)	6.0	L	25	6	4	4	6	2	0	0	0	0	0	63	103	6.00	1.333
20 Josh Roenicke, R ERA: 3.06	(7, 1)	0.1		2	1	0	0	0	0	0	0	0	0	0	6	9	0.00	3.000
52 Brian Duensing, L ERA: 3.76	(7, 1)	0.2		4	1	1	1	0	1	0	0	0	0	0	5	11	13.50	3.000
56 Caleb Thielbar, L ERA:	(8, 1)	1.0		4	0	0	0	1	1	0	0	0	0	0	8	16	0.00	1.000

PITCHER	IP	WLS	BF	H	R	ER	SO	BB	IBB	HBP	BLK	WP	HR	S	P	ERA	WHIP

Minnesota Twins @ Cleveland Indians

Progressive Field, Cleveland, OH

Sat Jun 22 2013, 7:21 PM - 11:05 PM EDT

Att. 21,417 - Cloudy - 89 F

TOP

livebaseballscorecards.com

Batter	1	2	3	4	5	6	7	8	9	AB	R	H	RBI	BB	SO	LOB
11 Clete Thomas, L (1, 8) OBP: 0.340, SLG: 0.408	7 HR 1B	K		K			33 FC3-6 24 1B 2B	1-2 BB		4	2	2	0	1	2	3
7 Joe Mauer, L (1, 2) OBP: 0.410, SLG: 0.500	1-H HR	L8		G4-3			33 FC3-6 BB	K		4	1	1	2	1	1	4
9 Ryan Doumit, S (1, 10) OBP: 0.300, SLG: 0.411	G6-3	G1-3			G3		L8	K2-3		5	0	0	0	0	1	4
33 Justin Morneau, L (1, 3) OBP: 0.336, SLG: 0.389	P6	1B			G3-1		FC3-6 24 1B 1-2f 2-3		24 F8 31 G6-3 2B	5	1	2	0	0	0	2
24 Trevor Plouffe, R (1, 5) OBP: 0.343, SLG: 0.447	1B	K			F9		1-2 3-H 1B		F8 2-3	5	0	2	1	0	1	2
31 Oswaldo Arcia, L (1, 7) OBP: 0.329, SLG: 0.478	G5-3			HR	K	K	K		G6-3 3-H	5	1	1	2	0	2	3
27 Chris Parmelee, L (1, 9) OBP: 0.308, SLG: 0.389		L8		G3		2B		HR	HR	5	2	3	2	0	0	0
2 Brian Dozier, R (1, 4) OBP: 0.303, SLG: 0.382		L7		25 1B BB		L5		11 BB BB	BB	2	0	0	0	3	0	1
25 Pedro Florimón, S (1, 6) OBP: 0.303, SLG: 0.337		2B		1-3 1B		K		F9	K	4	0	2	0	0	1	2
16 Josh Willingham, R (9, PH) OBP: 0.351, SLG: 0.398										1	0	0	0	0	1	1
Inning Stats	R: 2 E: 0 K: 0 S: 14 H: 3 LOB: 1 BB: 0 P: 20	R: 0 E: 0 K: 1 S: 10 H: 1 LOB: 1 BB: 0 P: 16	R: 0 E: 0 K: 1 S: 9 H: 1 LOB: 1 BB: 0 P: 14	R: 1 E: 0 K: 1 S: 11 H: 2 LOB: 2 BB: 1 P: 19	R: 0 E: 0 K: 0 S: 5 H: 0 LOB: 0 BB: 0 P: 12	R: 0 E: 0 K: 2 S: 17 H: 1 LOB: 1 BB: 0 P: 22	R: 1 E: 0 K: 1 S: 16 H: 2 LOB: 2 BB: 1 P: 29	R: 1 E: 0 K: 2 S: 19 H: 1 LOB: 2 BB: 2 P: 33	R: 2 E: 0 K: 1 S: 18 H: 2 LOB: 1 BB: 1 P: 34	1B: 5 2B: 4 3B: 0 HR: 4	SF: 0 SAC: 0 DP: 0 HBP: 0					

AB	40
R	7
H	13
RBI	7
BB	5
SO	9
LOB	22

WP: 0 PB: 0 SB: 0 CS: 0 PA: 45

PITCHER		IP	WLS	BF	H	R	ER	SO	BB	IBB	HBP	BLK	WP	HR	S	P	ERA	WHIP
28 Corey Kluber, R ERA: 3.68	(1, 1)	5.2	W	26	8	3	3	4	1	0	0	0	0	2	63	100	4.76	1.588
50 Nick Hagadone, L ERA: 5.91	(6, 1)	1.0		5	1	1	1	1	1	0	0	0	0	0	13	22	9.00	2.000
37 Cody Allen, R ERA: 2.01	(7, 1)	0.1		2	1	0	0	1	0	0	0	0	0	0	6	10	0.00	3.000
27 Bryan Shaw, R ERA: 3.38	(8, 1)	0.1		4	1	1	1	0	2	0	0	0	0	1	12	22	27.00	9.000
53 Rich Hill, L ERA: 7.5	(8, 1)	0.2	H	2	0	0	0	2	0	0	0	0	0	0	7	11	0.00	0.000

PITCHER		IP	WLS	BF	H	R	ER	SO	BB	IBB	HBP	BLK	WP	HR	S	P	ERA	WHIP
52 Vinnie Pestano, R ERA: 4.5	(9, 1)	1.0	S	6	2	2	2	1	1	0	0	0	0	1	18	34	18.00	3.000

BOTTOM

Minnesota Twins @ Cleveland Indians

Progressive Field, Cleveland, OH

Sat Jun 22 2013, 7:21 PM - 11:05 PM EDT

Att. 21,417 - Cloudy - 89 F

livebaseballscorecards.com

Batter	1	2	3	4	5	6	7	8	9	AB	R	H	RBI	BB	SO	LOB
24 Michael Bourn, L (1, 8) OBP: 0.355, SLG: 0.399	4 HBP 22 2B BB 1-3 2-H 3-H 1B		L5-3 1-1		4 G6-4-3 1-2 3-H 1B		4 G4-6-3 1B			4	1	3	3	1	0	1
4 Mike Aviles, R (1, 6) OBP: 0.296, SLG: 0.388	22 2B 1-2 HBP G3			F7 1-1	G6-4-3 1-2f 2-3		G4-6-3 1-2f			4	1	0	0	0	0	5
22 Jason Kipnis, L (1, 4) OBP: 0.351, SLG: 0.474	12 BB 25 BB 1-H 2-H 2B	23 FC5-4 1B		F CH 85 X SL 80 0-1 3B	B FF 92 B CU 81 4-2 23 S BB			C FF 89 B CU 71 B FF 91 S SL 76 X SL 77 2-2 G4-3		4	1	3	2	1	0	0
23 Michael Brantley, L (1, 7) OBP: 0.324, SLG: 0.364	F8 2-0	FC5-4 41 1B 1-1 1-2f		B FF 92 B SI 93 F SI 90 X SI 94 F7 2-1	B CU 81 B FF 93 C FF 94 X FF 93 G4-3 2-1 1-2			B FF 90 X FF 90 F8 1-0		5	0	0	0	0	0	5
41 Carlos Santana, S (1, 2) OBP: 0.390, SLG: 0.483	25 BB 12 BB 11 BB BB	1B 3-2 1-3		BB 4-1	1B 2-2			B CH 82 B FF 90 C SL 77 X FF 90 L8 2-1		3	1	2	0	2	0	0
12 Mark Reynolds, R (1, 3) OBP: 0.312, SLG: 0.430	11 BB 25 BB 24 1B 1-2 2-3 BB	K 0-3		D SL 82 F SI 92 S SL 85 B FF 94 C SI 92 K 2-3	B SL 86 X FF 92 F8 1-0					3	1	0	0	1	2	4
25 Jason Giambi, L (1, 10) OBP: 0.303, SLG: 0.429	11 BB 24 1B 1-2 2-3 3-H BB	F8 2-2			8 2B 11 1B BB		8 WP 0-0 1B			2	2	1	1	2	0	2
8 Lonnie Chisenhall, L (1, 5) OBP: 0.257, SLG: 0.346	F9 1-1		11 FC6-4 1B 1-2		11 1B 24 1B 1-3 2B		F8 2-1 1-2			4	1	2	0	0	0	4
11 Drew Stubbs, R (1, 9) OBP: 0.295, SLG: 0.374	24 1B 1-2 2-3 3-H BB		FC6-4 24 L5-3 2-1 1-2f		4 G6-4-3 24 1B 2-3 3-H 1B		G3-1 0-1			3	0	1	2	1	0	1
Inning Stats	R: 6 E: 0 K: 0 S: 22 H: 2 LOB: 2 BB: 5 P: 52	R: 0 E: 0 K: 1 S: 21 H: 2 LOB: 2 BB: 0 P: 29	R: 0 E: 0 K: 0 S: 8 H: 1 LOB: 0 BB: 0 P: 13	R: 0 E: 0 K: 1 S: 10 H: 1 LOB: 2 BB: 1 P: 19	R: 2 E: 0 K: 0 S: 11 H: 3 LOB: 2 BB: 2 P: 25	R: 0 E: 0 K: 0 S: 7 H: 2 LOB: 1 BB: 0 P: 12	R: 0 E: 0 K: 0 S: 5 H: 1 LOB: 0 BB: 0 P: 6	R: 0 E: 0 K: 0 S: 6 H: 0 LOB: 0 BB: 0 P: 11		1B: 9 2B: 3 3B: 1 HR: 0 SF: 0 SAC: 0 DP: 3 HBP: 1						

AB	32
R	8
H	12
RBI	8
BB	8
SO	2
LOB	22

WP: 1 PA: 41
PB: 0
SB: 1
CS: 0

PITCHER		IP	WLS	BF	H	R	ER	SO	BB	IBB	HBP	BLK	WP	HR	S	P	ERA	WHIP
39 P.J. Walters, R ERA: 4.88	(1, 1)	0.2	L	9	1	6	6	0	5	0	1	0	0	0	18	46	81.00	9.000
51 Anthony Swarzak, R ERA: 2.77	(1, 1)	3.1		15	5	0	0	2	1	0	0	0	0	0	43	67	0.00	1.800
57 Ryan Pressly, R ERA: 2.12	(5, 1)	3.0		14	6	2	2	0	2	0	0	0	1	0	23	43	6.00	2.667
56 Caleb Thielbar, L ERA:	(8, 1)	1.0		3	0	0	0	0	0	0	0	0	0	0	6	11	0.00	0.000

PITCHER		IP	WLS	BF	H	R	ER	SO	BB	IBB	HBP	BLK	WP	HR	S	P	ERA	WHIP

Minnesota Twins @ Cleveland Indians

Progressive Field, Cleveland, OH

Sun Jun 23 2013, 1:07 PM - 4:46 PM EDT

Att. 17,143 - Sunny - 88 F

livebaseballscorecards.com

Batter	1	2	3	4	5	6	7	8	9	AB	R	H	RBI	BB	SO	LOB
11 Clete Thomas, L (1, 8) OBP: 0.328, SLG: 0.389	C FF 95 F SI 95 X CH 88 0-2 ① F9	B CH 87 F SI 94 C CU 78 F SL 88 D CH 88 X SI 95 2-2 ② FC3-6 1-2f 2-3			C FF 93 B CU 80 X FF 94 1-1 7 BB 31 1B 1B	B SL 82 B FF 94 X FF 94 2-0 ③ P3		1 SAFE B CU 76 C FF 90 S CU 75 X CU 75 1-2 ③ G4-3 1-2		5	1	1	0	0	0	3
7 Joe Mauer, L (1, 10) (9, 2) OBP: 0.413, SLG: 0.504	B FF 97 B FF 97 X FF 94 2-0 9 WP 16 1B 2B	C CU 80 1 SAFE F SI 96 B FF 94 X SL 87 1-2 ③ G4-3			B FF 95 B CH 85 B FF 93 B FF 94 4-0 31 1B 24 1B 1-2 BB		B FF 93 C SL 82 S SL 83 F FF 94 F SL 83 B FF 94 X FF 95 2-2 9 1B 9 WP 16 1B 1B		C FF 90 B CU 74 S CU 75 B SL 83 S CU 75 2-3 ① K2-3	4	3	2	0	1	1	2
9 Ryan Doumit, S (1, 2) OBP: 0.305, SLG: 0.413 15 Glen Perkins, L (9, 1)	C FF 95 B CH 88 B FF 95 S CH 88 B CU 82 F FF 96 B CH 88 4-2 31 F8 16 1B 2-3 BB	C FF 92 B CU 79 B SI 94 B CH 86 X SI 94 3-1 ① G6-3			B FF 95 X FF 93 1-0 ① L8		B FF 95 B FF 96 F FF 94 X FF 95 2-1 16 1B 1-3 1B		S FF 90 F SL 84 B FF 91 X CU 74 1-2 31 2B 1B	4 0	1 0	2 0	0 0	1 0	0 0	2 0
16 Josh Willingham, R (1, 7) OBP: 0.352, SLG: 0.398	B FF 97 F FF 95 X CH 89 1-1 1-2 3-H 1B	C CU 78 C CU 80 C SL 85 0-3 ② K			C FF 96 X CU 80 0-1 ② F7		C SI 94 B SI 94 X SI 94 1-1 24 G4-6-3 1-2 3-H 1B		B FF 94 C KC 83 X FF 95 1-1 ② F8	5	0	2	2	0	1	3
31 Oswaldo Arcia, L (1, 9) OBP: 0.338, SLG: 0.486	B FF 96 B CH 89 F FF 96 F CH 89 B FF 96 F CH 88 X SI 97 3-2 ② F8 2-3	T CH 88 F SI 95 B CU 81 B CH 88 F FF 96 F CU 82 F FF 95 B CH 88 B FF 96 4-2 BB			S CH 88 S CU 80 S CU 81 B FF 96 B CH 90 X CU 81 3-2 24 1B 1-3 2-H 1B		C SI 94 S CU 83 D CU 82 B SI 95 F FF 95 F SI 95 B CU 81 X FF 96 3-2 ① L9		B FF 96 X FF 95 1-0 24 WP 1-H 2B	4	0	2	2	1	0	4
24 Trevor Plouffe, R (1, 5) OBP: 0.339, SLG: 0.440	C FF 96 C SL 88 1 SAFE S SL 86 0-3 ③ K	S FF 96 B CU 78 F FF 93 X SL 85 1-2 ③ F7			X FF 96 0-0 1-2 3-H 1B		C CU 82 C SI 96 F CU 82 X SI 94 0-2 ② ③ G4-6-3 1-2f		B KC 83 C FF 95 C KC 85 D KC 85 B FF 96 X KC 84 3-2 ③ G5-3 2-3	5	0	1	1	0	1	6
27 Chris Parmelee, L (1, 3) OBP: 0.311, SLG: 0.392		B FF 93 C FF 93 B SI 95 F CH 88 X FF 96 2-2 11 FC3-6 25 BB 1B		B FF 93 C CH 85 X FF 94 1-1 ① P6	S FF 95 C FF 95 C SL 83 0-3 ③ K			X SI 93 0-0 2 FC6-4 1B		4	0	2	0	0	1	2
2 Brian Dozier, R (1, 4) OBP: 0.302, SLG: 0.376		B SI 95 B FF 95 1 SAFE C FF 94 C SL 88 X CU 78 2-2 ① L7		C FF 95 L CU 78 S SL 86 0-3 ② K		B FF 94 S FF 95 C FF 95 B FF 96 F FF 93 B SL 82 F FF 95 F FF 93 B FF 94 4-2 25 CS BB		F SI 93 X SI 93 0-1 ① FC6-4 11 WP 1-2f		3	0	0	0	1	1	2
25 Pedro Florimón, S (1, 6) OBP: 0.302, SLG: 0.331		C FF 95 B SI 95 F CH 88 D CH 88 B FF 96 B SI 95 4-2 11 FC3-6 1-2 BB		M FF 95 B CU 79 F FF 94 B CU 81 F FF 96 B CU 81 X FF 96 3-2 ③ G3-1		C FF 92 F FF 95 1 SAFE F SL 84 C FF 95 0-3 ① ② K 1-2		B FF 91 X FF 91 1-0 ② F7		3	0	0	0	1	1	2
Inning Stats	R: 1 E: 0 K: 1 S: 16 H: 2 LOB: 2 BB: 1 P: 26	R: 0 E: 0 K: 0 S: 15 H: 1 LOB: 2 BB: 1 P: 26	R: 0 E: 0 K: 1 S: 13 H: 0 LOB: 1 BB: 1 P: 21	R: 0 E: 0 K: 1 S: 9 H: 0 LOB: 0 BB: 0 P: 13	R: 2 E: 0 K: 1 S: 12 H: 3 LOB: 2 BB: 1 P: 21	R: 0 E: 0 K: 1 S: 10 H: 0 LOB: 0 BB: 1 P: 16	R: 1 E: 0 K: 0 S: 18 H: 3 LOB: 1 BB: 0 P: 26	R: 0 E: 0 K: 0 S: 7 H: 1 LOB: 1 BB: 0 P: 9	R: 1 E: 0 K: 1 S: 12 H: 2 LOB: 1 BB: 0 P: 20	1B: 10 2B: 2 3B: 0 HR: 0 SF: 0 SAC: 0 DP: 1 HBP: 0						

PITCHER	IP	WLS	BF	H	R	ER	SO	BB	IBB	HBP	BLK	WP	HR	S	P	ERA	WHIP
59 Carlos Carrasco, R (1, 1) ERA: 7.78	4.2	L	24	6	3	3	3	4	0	0	0	1	0	62	104	5.79	2.143
50 Nick Hagadone, L (5, 1) ERA: 5.96	1.1		6	2	1	1	2	1	0	0	0	1	0	20	30	6.75	2.250
32 Matt Albers, R (7, 1) ERA: 2.59	1.1		5	2	0	0	0	0	0	0	0	0	0	14	18	0.00	1.500
53 Rich Hill, L (8, 1) ERA: 7.58	1.0		4	1	1	1	1	0	0	0	0	1	0	10	15	9.00	1.000
37 Cody Allen, R (9, 1) ERA: 1.97	0.2		3	1	0	0	0	0	0	0	0	1	0	6	11	0.00	1.500

PITCHER	IP	WLS	BF	H	R	ER	SO	BB	IBB	HBP	BLK	WP	HR	S	P	ERA	WHIP

TOP

AB	37
R	5
H	12
RBI	5
BB	5
SO	6
LOB	26

WP: 4 PA: 42
PB: 0
SB: 0
CS: 1

BOTTOM

Minnesota Twins @ Cleveland Indians

Progressive Field, Cleveland, OH

Sun Jun 23 2013, 1:07 PM - 4:46 PM EDT

Att. 17,143 - Sunny - 88 F

livebaseballscorecards.com

Batter	1	2	3	4	5	6	7	8	9	AB	R	H	RBI	BB	SO	LOB
24 Michael Bourn, L (1, 8) OBP: 0.361, SLG: 0.404	B FF 88 F FF 86 X FF 87 1-1 4 CS 1B	B SL 85 X FF 90 1-0 ③ F7		C SL 83 B CU 76 X FF 88 1-1 1B			C FF 91 C SL 86 F SL 87 B FF 92 B FF 92 B FF 92 S FF 92 3-3 ① K		B FF 96 B FF 94 C SI 93 X SI 94 2-1 4 G6-4-3 1B	5	0	3	0	0	1	2
4 Mike Aviles, R (1, 6) OBP: 0.293, SLG: 0.379	B FC 89 B CH 82 1 SAFE X FF 88 2-0 ①② G3 1-2		B FF 87 B FF 88 B FC 86 B FF 87 4-0 22 2B BB	1 SAFE B SI 84 X SI 88 1-0 ③ G6-3			B CU 79 S FF 92 S FF 92 X FF 92 1-2 ② P5		B SI 94 X SI 94 1-0 ①② G6-4-3 1-2f	4	1	0	0	1	0	3
22 Jason Kipnis, L (1, 4) OBP: 0.359, SLG: 0.486	B FF 90 B SL 85 B FF 88 C FF 87 B FF 90 4-1 BB		C SL 82 X FF 87 0-1 41 G5-3 1-H 2B		B FF 88 C SL 83 C FC 86 X SL 84 1-2 ① G4-3		C SL 88 X SL 87 0-1 1B		B SL 84 S FF 96 S FF 96 X FF 97 1-2 2B	4	0	3	1	1	0	0
33 Nick Swisher, S (1, 3) OBP: 0.331, SLG: 0.393	D CU 75 B FF 89 X FF 88 2-0 ③ G1-3		B CH 82 X CH 83 1-0 ① P2		C CU 77 B FC 90 X CU 75 1-1 ② F8		S FF 91 1 SAFE B SL 88 C SL 88 1 SAFE B FF 92 C FF 92 2-3 ③ K		S SL 84 B FF 96 X FF 96 1-1 ③ G5-3	5	0	0	0	0	1	4
12 Mark Reynolds, R (1, 5) OBP: 0.315, SLG: 0.426		B FC 87 C CH 83 B SI 91 B CU 75 B FF 90 4-1 9 BB 41 BB 10 SF7 BB	C FF 88 B CH 85 C FF 90 D FC 88 B FF 90 B CH 82 4-2 41 G5-3 BB		B FF 87 B CU 74 C FF 86 F CH 83 S FF 92 2-3 ③ K			X FF 93 0-0 ① F7		2	1	0	0	2	1	0
41 Carlos Santana, S (1, 10) OBP: 0.388, SLG: 0.477		B CH 82 F FF 90 B CH 84 1 SAFE B CH 84 D FF 89 4-1 9 BB 1-2 BB	C CU 75 X CU 79 0-1 ② G5-3 1-2 2-3			B SL 86 B SL 86 T FF 91 F FF 91 F SL 87 B SL 86 S SL 86 3-3 ① K		B SI 93 X CH 89 1-0 ② F8		3	0	0	0	1	1	2
9 Ryan Raburn, R (1, 7) OBP: 0.357, SLG: 0.528 23 Michael Brantley, L (8, PH) OBP: 0.326, SLG: 0.367 (9, 7)	C FF 91 C SI 86 D FC 87 B FF 91 D SI 87 D FF 89 4-2 1-2 2-3 BB	B SI 85 B FC 88 F FF 91 X SI 85 2-1 ③ F8				B CU 78 S FF 92 B SL 85 B SL 86 C SL 85 X SL 86 3-2 ② G5-3		C CH 88 B SI 94 X FF 94 1-1 11 S 10 S 1B	2 0 0 0 1 0 2 1 0 1 0 0 0 0						
10 Yan Gomes, R (1, 2) OBP: 0.277, SLG: 0.505	F FF 91 F FF 92 B FC 90 B FF 92 B CH 84 X FF 91 3-2 ① SF7 3-H			B FF 86 F CH 82 S FF 89 X FF 92 1-2 ① G6-3		B FF 92 B FF 92 C FF 93 B SL 87 T FF 92 S FF 93 3-3 ③ K		T FF 94 P PO 89 B SL 87 S CH 88 F CH 88 B CH 89 B CH 88 4-2 11 S 1-2 BB	2	0	0	1	1	1	0
11 Drew Stubbs, R (1, 9) OBP: 0.294, SLG: 0.385	C FF 90 F CU 76 B FF 92 S CH 84 1-3 ② K			B CU 76 X CU 75 1-0 ② F7			B SL 85 S SL 84 X SL 84 1-1 HR	B FF 94 D CH 89 C FF 93 S CH 89 F FF 95 B SI 90 X FF 94 3-2 ③ G1 1-2 2-3		4	1	1	1	0	1	4

Inning Stats	1	2	3	4	5	6	7	8	9
	R: 0 E: 0 K: 0 S: 5 H: 1 LOB: 1 BB: 1 P: 14	R: 1 E: 0 K: 1 S: 11 H: 0 LOB: 2 BB: 3 P: 28	R: 1 E: 0 K: 0 S: 9 H: 1 LOB: 2 BB: 2 P: 20	R: 0 E: 0 K: 0 S: 7 H: 1 LOB: 1 BB: 0 P: 11	R: 0 E: 0 K: 1 S: 8 H: 0 LOB: 0 BB: 0 P: 12	R: 0 E: 0 K: 2 S: 10 H: 0 LOB: 0 BB: 0 P: 19	R: 1 E: 0 K: 2 S: 14 H: 2 LOB: 1 BB: 0 P: 21	R: 0 E: 0 K: 0 S: 12 H: 1 LOB: 2 BB: 1 P: 20	R: 0 E: 0 K: 0 S: 8 H: 2 LOB: 1 BB: 0 P: 13

1B: 5	SF: 1
2B: 2	SAC: 0
3B: 0	DP: 1
HR: 1	HBP: 0
WP: 0	PA: 40
PB: 0	
SB: 3	
CS: 1	

AB	32
R	3
H	8
RBI	3
BB	7
SO	6
LOB	17

PITCHER	IP	WLS	BF	H	R	ER	SO	BB	IBB	HBP	BLK	WP	HR	S	P	ERA	WHIP
60 Pedro Hernandez, L (1, 1) ERA: 5.54	5.0	W	23	3	2	2	2	6	0	0	0	0	0	40	85	3.60	1.800
50 Casey Fien, R (6, 1) ERA: 3.82	2.0	H	8	2	1	1	4	0	0	0	0	0	1	24	40	4.50	1.000
61 Jared Burton, R (8, 1) ERA: 3.51	1.0	H	5	1	0	0	0	1	0	0	0	0	0	12	20	0.00	2.000
15 Glen Perkins, L (9, 1) ERA: 2.2	1.0	S	4	2	0	0	0	0	0	0	0	0	0	8	13	0.00	2.000

PITCHER	IP	WLS	BF	H	R	ER	SO	BB	IBB	HBP	BLK	WP	HR	S	P	ERA	WHIP

Cleveland Indians @ Baltimore Orioles

Oriole Park at Camden Yards, Baltimore, MD

Mon Jun 24 2013, 7:08 PM - 10:22 PM EDT

Att. 18,544 - Overcast - 85 F

livebaseballscorecards.com

Batter	1	2	3	4	5	6	7	8	9	AB	R	H	RBI	BB	SO	LOB
24 Michael Bourn, L (1, 8) OBP: 0.353, SLG: 0.394	C FF 90 S SI 90 B SI 92 C SI 91 1-3 ① K		C FF 90 B SI 90 F SI 90 F SI 91 S SL 80 1-3 ① K		1 SAFE B FF 91 X FF 91 1-0 ② P6	X FF 97 0-0 ③ L8		B FF 91 F FF 91 S SL 84 F FF 92 S SL 83 1-3 ② K		5	0	0	0	0	3	5
4 Mike Aviles, R (1, 6) OBP: 0.286, SLG: 0.368	B FF 91 X SI 90 1-0 ② L9		B SI 91 D SI 91 B CH 84 C FF 92 S SI 92 S SL 80 3-3 ② K 1-2		1 SAFE 1 SAFE B SI 91 F CH 84 F SI 90 B SI 92 1 SAFE B SL 79 X SL 79 3-2 ③ G5-3		B FC 93 X FC 90 1-0 ① G6-3	F CU 77 F FF 91 1 SAFE B FF 91 B SI 91 F SL 84 F SL 83 C FF 92 2-3 ③ K		5	0	0	0	0	2	3
22 Jason Kipnis, L (1, 4) OBP: 0.360, SLG: 0.486	C FF 91 C SL 78 H SI 92 1-2 33 1B HBP		F FF 92 X SI 92 0-1 ③ G2-3		B SL 74 B FF 89 X FF 88 2-0 33 1B 2B	B CU 80 B FC 93 C FF 96 C CU 82 F FF 97 X FC 92 2-2 ② F7			B SI 92 C SI 92 F CH 86 B SI 93 B SI 93 F CH 88 F SI 95 S FF 94 3-3 ① K	4	1	1	0	0	1	1
33 Nick Swisher, S (1, 3) OBP: 0.336, SLG: 0.395	X FF 91 0-0 1-2 1B			C SL 75 B CH 82 X SI 89 1-1 ① G5-3		C SI 90 X SI 90 0-1 41 2B 23 1B 2-H 1B	B FF 96 B CU 81 B CU 80 B FF 96 4-0 BB		S CH 87 B SI 94 B SI 94 C CH 86 B SI 94 F SI 93 X FF 94 3-2 ② F7	4	1	2	1	1	0	0
41 Carlos Santana, S (1, 2) OBP: 0.385, SLG: 0.476	C SL 78 B FF 91 C SI 91 F SL 80 D SL 82 B SI 91 F SL 79 X SI 91 3-2 ③ F8			C CH 83 B SI 90 B CH 84 X SI 90 2-1 ② G5-3		B SL 78 X CH 84 1-0 1-3 23 1B 2B	B FF 95 B FF 96 S FF 96 X FC 92 2-1 ③ F8		C CU 78 S CU 79 F CH 86 B SI 94 B CU 80 F SI 93 F CH 87 C SI 93 2-3 ③ K	5	1	1	0	0	1	3
12 Mark Reynolds, R (1, 5) OBP: 0.321, SLG: 0.427 7 John McDonald, R (8, PR) OBP: 0.163, SLG: 0.079 (8, 5)		C SL 77 B FF 90 F SI 91 X SI 91 1-2 ① F9		B CH 82 B FF 91 C SL 76 F SI 90 B SL 80 F SI 90 B SI 91 4-2 BB		D FF 90 D FF 90 B FF 91 I IN 71 4-0 23 1B IBB		C SL 80 S SL 80 B SL 80 B FF 87 B FF 88 F SL 80 X SL 79 3-2 23 HR 1B		2 0	0 1	1 0	0 0	2 0	0 0	0 0
23 Michael Brantley, L (1, 7) OBP: 0.329, SLG: 0.380		B FF 91 C SL 77 C SI 92 F SI 91 C SL 78 1-3 ② K		X FF 91 0-0 ③ G3		B FF 90 X SL 78 1-0 1-2 2-H 3-H 1B		C SL 80 B FF 87 1 SAFE 1 SAFE S SI 86 B SL 80 F SL 79 F SI 86 X SI 88 2-2 1-H HR		4	1	2	4	0	1	1
9 Ryan Raburn, R (1, 10) OBP: 0.349, SLG: 0.516 25 Jason Giambi, L (8, PH) OBP: 0.300, SLG: 0.424 (8, 10)		C SL 77 C FF 91 B CH 85 C SI 91 1-3 ③ K			C SL 77 B SI 90 C CH 84 X SI 90 1-2 ① F9	C FF 98 C FF 97 B FC 93 S FF 98 1-3 ① K		C SL 85 X SL 85 0-1 ① G1-3		3 1	0 0	0 0	0 0	0 0	2 0	2 1
11 Drew Stubbs, R (1, 9) OBP: 0.301, SLG: 0.389			B FF 89 B SL 76 C FF 89 F CH 82 B SI 90 X SI 91 3-2 4 S 1B	B SI 91 C SL 76 S SL 78 B SI 90 B CH 84 D FF 90 4-2 BB		C CU 82 B FF 98 X FC 93 1-1 ② F7		C CU 77 F FF 91 B CH 84 B CH 85 X FF 92 2-2 1B		3	0	2	0	1	0	2

TOP	
AB	36
R	5
H	9
RBI	5
BB	4
SO	10
LOB	18

Inning Stats	1	2	3	4	5	6	7	8	9	1B: 6	SF: 0	WP: 0	PA: 41
	R: 0 E: 0 K: 1 S: 12 H: 1 LOB: 2 BB: 0 P: 18	R: 0 E: 0 K: 2 S: 10 H: 0 LOB: 0 BB: 0 P: 13	R: 0 E: 0 K: 2 S: 12 H: 1 LOB: 1 BB: 0 P: 19	R: 0 E: 0 K: 0 S: 8 H: 0 LOB: 1 BB: 1 P: 15	R: 0 E: 0 K: 0 S: 9 H: 0 LOB: 1 BB: 1 P: 18	R: 3 E: 0 K: 1 S: 11 H: 4 LOB: 2 BB: 1 P: 21	R: 0 E: 0 K: 0 S: 7 H: 0 LOB: 1 BB: 1 P: 16	R: 2 E: 0 K: 2 S: 23 H: 3 LOB: 1 BB: 0 P: 33	R: 0 E: 0 K: 2 S: 15 H: 0 LOB: 0 BB: 0 P: 23	2B: 2 3B: 0 HR: 1	SAC: 0 DP: 0 HBP: 1	PB: 0 SB: 1 CS: 0	

PITCHER		IP	WLS	BF	H	R	ER	SO	BB	IBB	HBP	BLK	WP	HR	S	P	ERA	WHIP
53 Zack Britton, L ERA: 5.51	(1, 1)	5.0	L	25	6	3	3	5	2	1	1	0	0	0	56	96	5.40	1.600
29 Tommy Hunter, R ERA: 2.13	(6, 1)	2.0		7	0	0	0	1	1	0	0	0	0	0	13	24	0.00	0.500
56 Darren O'Day, R ERA: 2.38	(8, 1)	0.0		2	2	2	2	0	0	0	0	0	0	1	9	14	∞	∞
17 Brian Matusz, L ERA: 4.06	(8, 1)	1.0		4	1	0	0	2	0	0	0	0	0	0	14	19	0.00	1.000
43 Jim Johnson, R ERA: 3.72	(9, 1)	1.0		3	0	0	0	2	0	0	0	0	0	0	15	23	0.00	0.000

PITCHER	IP	WLS	BF	H	R	ER	SO	BB	IBB	HBP	BLK	WP	HR	S	P	ERA	WHIP

Cleveland Indians @ Baltimore Orioles

Oriole Park at Camden Yards, Baltimore, MD

Mon Jun 24 2013, 7:08 PM - 10:22 PM EDT

Att. 18,544 - Overcast - 85 F

livebaseballscorecards.com

BOTTOM

Batter	1	2	3	4	5	6	7	8	9	AB	R	H	RBI	BB	SO	LOB
9 Nate McLouth, L (1, 7) OBP: 0.366, SLG: 0.402	C FF 89 F SI 89 B FF 92 B FS 83 C SL 85 2-3 ① K	F CU 77 B FF 94 C FF 93 X FF 94 1-2 ③ P5		C SL 84 C SI 89 S FF 92 0-3 ② K			C CU 74 B FF 90 C FF 92 F SL 83 F FF 92 B CU 75 X SL 82 2-2 ① G3		C FF 92 B SL 79 X FF 92 1-1 1-2 1B	5	0	1	0	0	2	4
13 Manny Machado, R (1, 5) OBP: 0.349, SLG: 0.476	C FF 91 B SL 84 X SL 84 1-1 ② F9		X FF 89 0-0 ① F8	B SL 85 X SL 85 1-0 ③ FC6-4 1-2f			F FC 93 B FC 93 C SL 79 S SL 82 1-3 ② K		X SL 79 0-0 ③ L6	5	0	0	0	0	1	3
21 Nick Markakis, L (1, 9) OBP: 0.343, SLG: 0.425	C FS 81 B CU 74 X SI 93 1-1 HR		B SI 91 C FS 82 F FF 93 X FS 85 1-2 10 1B		F SL 84 C SL 82 B FF 91 X FF 92 1-2 ① G3-1		B FC 93 X SL 80 1-0 ③ G3			4	1	2	1	0	0	0
10 Adam Jones, R (1, 8) OBP: 0.322, SLG: 0.508	B SI 91 X SL 83 1-0 ③ F9		C SL 84 B FF 92 B SI 92 1 SAFE F FS 86 F FF 93 X CU 79 2-2 1-2 1B		B SL 84 C SL 81 F FF 90 X FF 92 1-2 2 CS 1B			B SI 89 B SL 80 C SI 89 X SI 89 2-1 ① G4-3		4	0	2	0	0	0	0
19 Chris Davis, L (1, 3) OBP: 0.411, SLG: 0.712		B FS 83 F SL 84 B SI 92 F FS 84 C SI 93 2-3 ① K	F SL 84 D FS 86 X FF 89 1-1 ② F8		S SL 83 1 SAFE F FF 88 S FF 92 0-3 ② K			B SL 80 S SL 81 X FF 90 1-1 ② G4-3		4	0	0	0	0	2	3
2 J.J. Hardy, R (1, 6) OBP: 0.305, SLG: 0.466		C FF 92 B SI 94 X FS 84 1-1 ② F8	C SL 84 S FS 86 B FF 90 B SI 92 F FS 84 S SL 84 2-3 ③ K2-3		B SL 84 1 SAFE B FF 91 2-0 ③ CS 1-2	C SL 81 X SI 88 0-1 1B		B SI 90 C SI 88 X SI 90 1-1 ③ G4-3		4	0	1	0	0	1	2
32 Matt Wieters, S (1, 2) OBP: 0.287, SLG: 0.409		B SL 84 B FF 92 C SL 83 B SI 93 B SI 92 4-1 3 1B 45 BB BB		C FS 80 S SL 83 F FF 92 X FS 81 0-2 HR		C SL 83 F SL 83 F FF 91 B FF 89 B SI 90 X SL 81 2-2 ① F9			B SL 77 C FF 92 S SL 80 S SL 80 1-3 ① K	3	1	1	1	1	1	1
45 Travis Ishikawa, L (1, 10) OBP: 0.214, SLG: 0.154 35 Danny Valencia, R (6, PH) OBP: 0.321, SLG: 0.596 (7, 10) 36 Chris Dickerson, L (9, PH) OBP: 0.279, SLG: 0.452		F FF 91 B SL 83 B FS 84 B SI 89 F FF 92 F SL 83 F FS 85 B SI 93 4-2 3 1B 1-2 BB	C FF 91 B SI 91 F FS 82 B SL 83 F SI 91 S SL 83 2-3 ① K		1 SAFE C CU 74 C CU 75 1 SAFE B FF 89 B FF 91 1 SAFE D CU 75 C CU 75 3-3 ② K			X FF 92 0-0 ② F7	1 1 1	0 0 0	0 0 0	0 0 0	1 0 0	1 1 0	0 1 0
3 Ryan Flaherty, L (1, 4) OBP: 0.267, SLG: 0.327		B SL 83 F FF 92 B FS 85 X SL 84 2-1 1-2 2-3 1B		X SL 86 0-0 13 FC6-4 1B		1 SAFE C SL 83 B FF 92 B FF 90 S SL 84 1 SAFE 1 SAFE B CU 76 X SL 84 3-2 ③ P6			C FF 91 B FF 92 S SL 81 B SL 80 B FF 91 B FF 92 4-2 9 1B BB	3	0	2	0	1	0	1
Inning Stats	R: 1 E: 0 K: 1 S: 8 H: 1 LOB: 0 BB: 0 P: 13	R: 0 E: 0 K: 1 S: 15 H: 1 LOB: 3 BB: 2 P: 29	R: 0 E: 0 K: 1 S: 14 H: 2 LOB: 2 BB: 0 P: 20	R: 1 E: 0 K: 2 S: 13 H: 2 LOB: 1 BB: 0 P: 16	R: 0 E: 0 K: 1 S: 9 H: 1 LOB: 0 BB: 0 P: 13	R: 0 E: 0 K: 1 S: 12 H: 1 LOB: 1 BB: 0 P: 20	R: 0 E: 0 K: 1 S: 9 H: 0 LOB: 0 BB: 0 P: 13	R: 0 E: 0 K: 0 S: 6 H: 0 LOB: 0 BB: 0 P: 10	R: 0 E: 0 K: 1 S: 9 H: 1 LOB: 2 BB: 1 P: 15	1B: 7 2B: 0 3B: 0 HR: 2 SF: 0 SAC: 0 DP: 0 HBP: 0						

	AB	35
	R	2
	H	9
	RBI	2
	BB	3
	SO	9
	LOB	15

WP: 0 PB: 0 SB: 0 CS: 1 PA: 39

PITCHER		IP	WLS	BF	H	R	ER	SO	BB	IBB	HBP	BLK	WP	HR	S	P	ERA	WHIP
30 Ubaldo Jiménez, R ERA: 4.58	(1, 1)	5.1	W	25	8	2	2	6	2	0	0	0	0	2	65	99	3.38	1.875
53 Rich Hill, L ERA: 7.2	(6, 1)	1.0	H	3	0	0	0	1	0	0	0	0	0	0	11	19	0.00	0.000
27 Bryan Shaw, R ERA: 3.31	(7, 1)	0.2	H	2	0	0	0	1	0	0	0	0	0	0	4	6	0.00	0.000
38 Joe Smith, R ERA: 1.65	(8, 1)	1.0	H	3	0	0	0	0	0	0	0	0	0	0	6	10	0.00	0.000
52 Vinnie Pestano, R ERA: 4.3	(9, 1)	1.0	S	5	1	0	0	1	1	0	0	0	0	0	9	15	0.00	2.000

PITCHER	IP	WLS	BF	H	R	ER	SO	BB	IBB	HBP	BLK	WP	HR	S	P	ERA	WHIP

Cleveland Indians @ Baltimore Orioles

Oriole Park at Camden Yards, Baltimore, MD

Tue Jun 25 2013, 7:07 PM - 9:30 PM EDT

Att. 20,924 - Partly Cloudy - 91 F

livebaseballscorecards.com

Batter	1	2	3	4	5	6	7	8	9	AB	R	H	RBI	BB	SO	LOB
24 Michael Bourn, L (1, 8) OBP: 0.349, SLG: 0.394	L8	K			4 SH1-3 22 HR 2B		F9		K 1-2	5	1	1	0	0	2	4
4 Mike Aviles, R (1, 6) OBP: 0.286, SLG: 0.367	33 BB 22 BB 23 SF7 1B	G4-3			SH1-3 2-3		F9			3	1	1	0	0	0	2
22 Jason Kipnis, L (1, 4) OBP: 0.368, SLG: 0.502	33 BB BB	BB			3-H HR			23 L3 1B		2	1	2	2	2	0	0
33 Nick Swisher, S (1, 3) OBP: 0.335, SLG: 0.390	BB	K			G6-3			K		3	0	0	0	1	2	2
23 Michael Brantley, L (1, 7) OBP: 0.324, SLG: 0.376	SF7 3-H	L8			G4-3			L3 1-1		3	0	0	1	0	0	2
41 Carlos Santana, S (1, 2) OBP: 0.383, SLG: 0.470	P5	L3				G3-1			8 12 G4-6-3 1B BB	3	0	0	0	1	0	3
12 Mark Reynolds, R (1, 10) OBP: 0.323, SLG: 0.426		8 1B 11 FC5-2 BB		K		K			0-0 8 G4-6-3 1-2 1B	3	0	1	0	1	2	0
8 Lonnie Chisenhall, L (1, 5) OBP: 0.256, SLG: 0.342		11 FC5-2 1-3 1B		K	L8				G4-6-3 1-2f 2-3	4	0	1	0	0	1	2
11 Drew Stubbs, R (1, 9) OBP: 0.298, SLG: 0.384 25 Jason Giambi, L (9, PH) OBP: 0.306, SLG: 0.424 9 Ryan Raburn, R (9, PR) OBP: 0.349, SLG: 0.516		FC5-2 1-2 3-H		G4-3			K		24 DI BB	3 0 0	0 0 0	0 0 0	0 0 0	0 1 0	1 0 0	2 0 0

| Inning Stats | | | |

Batter	1	2	3	4	5	6	7	8	9	AB	R	H	RBI	BB	SO	LOB
9 Nate McLouth, L (1, 7) OBP: 0.365, SLG: 0.398	X SI 88 0-0 ① G3			C SI 88 B SL 81 X FF 92 1-1 ① L7		C SL 78 B SI 91 C SI 88 T FF 94 1-2 ② K	B FF 93 C FF 91 B FF 92 B FF 92 B FF 93 4-1 13 G3-6 BB			3	0	0	0	1	1	0
13 Manny Machado, R (1, 5) OBP: 0.347, SLG: 0.476	B FF 93 B SI 91 F FF 92 T SI 89 S SL 83 2-3 ② K			B SI 91 S SI 89 B SI 92 B SL 80 F SI 87 F SI 90 F SL 81 X SI 88 3-2 ② P5		C SL 80 B SL 83 B SI 90 X FF 92 2-1 2B	C FF 93 X FF 95 0-1 ②③ G3-6 1-2f			4	0	1	0	0	1	1
21 Nick Markakis, L (1, 9) OBP: 0.339, SLG: 0.420	B SI 89 C FF 94 S SL 83 X FF 95 1-2 ③ G5-3			F SL 82 C SL 83 B SI 96 B FF 94 X SL 86 2-2 ③ G6-3		B SI 90 B SI 86 F SL 79 F SL 81 X FF 93 2-2 ③ P5		B FF 93 T FF 92 F FF 93 F SL 82 B SL 83 S FF 94 2-3 ① K		4	0	0	0	0	1	1
10 Adam Jones, R (1, 8) OBP: 0.324, SLG: 0.506		C SI 90 C SL 82 X SI 92 0-2 ① G6-3			X SI 91 0-0 19 1B 2 FC6-4 1B		H SL 80 1-0 19 HR HBP	B SI 93 B SI 95 X SI 94 2-0 ② P4		3	2	1	0	0	0	0
19 Chris Davis, L (1, 3) OBP: 0.412, SLG: 0.720		B SL 82 S FF 93 B FF 95 B FF 96 C SI 89 S SL 81 3-3 ② K			F FF 93 B FF 92 X FF 92 1-1 2 FC6-4 1-3 1B		X SI 89 0-0 1-H HR	B CU 81 B SI 92 X FF 94 2-0 ③ F7		4	1	2	2	0	1	0
32 Matt Wieters, S (1, 2) OBP: 0.287, SLG: 0.406		C SI 90 B SI 93 B SL 82 X SI 91 2-1 ③ G4-3			C SL 81 F SI 91 1 SAFE S SL 83 0-3 ① K		B SL 79 B SL 79 B SI 88 D CH 85 4-0 12 WP 36 1B 12 HR BB			2	1	0	0	1	1	2
2 J.J. Hardy, R (1, 6) OBP: 0.302, SLG: 0.462			C SI 91 F SI 93 X SL 84 0-2 ① F8		B SI 91 X SI 89 1-0 ② FC6-4 1-2f 3-H		X SI 88 0-0 ① L6			3	0	0	1	0	0	2
36 Chris Dickerson, L (1, 10) OBP: 0.281, SLG: 0.448			B FF 94 X SI 92 1-0 ② G4-3		C FF 92 B SI 91 F SL 83 B SL 83 S SI 88 2-3 ③ K		S SI 87 F SI 90 F SL 84 B FF 91 X SL 83 1-2 12 WP 12 HR 1-2 1B			3	1	1	0	0	1	1
12 Alexi Casilla, S (1, 4) OBP: 0.268, SLG: 0.324			C SI 91 B SI 93 B SI 92 C FF 93 S SL 84 2-3 ③ K			B SI 90 F SI 89 B SL 80 C SI 87 F FF 94 C SL 80 2-3 ① K	F SI 88 B SI 90 X SL 82 1-1 1-H 2-H HR			3	1	1	3	0	2	0
Inning Stats	R: 0 E: 0 K: 1 S: 7 H: 0 LOB: 0 BB: 0 P: 10	R: 0 E: 0 K: 1 S: 8 H: 0 LOB: 0 BB: 0 P: 13	R: 0 E: 0 K: 1 S: 7 H: 0 LOB: 0 BB: 0 P: 10	R: 0 E: 0 K: 0 S: 10 H: 0 LOB: 0 BB: 0 P: 16	R: 1 E: 0 K: 2 S: 10 H: 2 LOB: 1 BB: 0 P: 14	R: 0 E: 0 K: 2 S: 12 H: 1 LOB: 1 BB: 0 P: 19	R: 5 E: 0 K: 0 S: 11 H: 3 LOB: 0 BB: 2 P: 22	R: 0 E: 0 K: 1 S: 6 H: 0 LOB: 0 BB: 0 P: 12		1B: 3 2B: 1 3B: 0 HR: 2 SF: 0 SAC: 0 DP: 1 HBP: 1						

BOTTOM

Cleveland Indians @ Baltimore Orioles

Oriole Park at Camden Yards, Baltimore, MD

Tue Jun 25 2013, 7:07 PM - 9:30 PM EDT

Att. 20,924 - Partly Cloudy - 91 F

livebaseballscorecards.com

AB	29
R	6
H	6
RBI	6
BB	2
SO	8
LOB	7

PITCHER		IP	WLS	BF	H	R	ER	SO	BB	IBB	HBP	BLK	WP	HR	S	P	ERA	WHIP
63 Justin Masterson, R ERA: 3.76	(1, 1)	6.1	L	27	6	6	6	7	1	0	1	0	1	2	62	97	8.53	1.105
50 Nick Hagadone, L ERA: 5.7	(7, 1)	1.0		3	0	0	0	1	1	0	0	0	0	0	7	13	0.00	1.000
32 Matt Albers, R ERA: 2.52	(8, 1)	0.2		2	0	0	0	0	0	0	0	0	0	0	2	6	0.00	0.000

PITCHER	IP	WLS	BF	H	R	ER	SO	BB	IBB	HBP	BLK	WP	HR	S	P	ERA	WHIP

Cleveland Indians @ Baltimore Orioles

Oriole Park at Camden Yards, Baltimore, MD

Wed Jun 26 2013, 8:11 PM - 10:51 PM EDT

Att. 18,082 - Cloudy - 76 F

livebaseballscorecards.com

Batter	1	2	3	4	5	6	7	8	9	AB	R	H	RBI	BB	SO	LOB
24 Michael Bourn, L (1, 8) OBP: 0.342, SLG: 0.385	G1-3			G4-3	G6-3			K	K	5	0	0	0	0	2	4
13 Asdrúbal Cabrera, S (1, 6) OBP: 0.314, SLG: 0.433	G6-3			22 HR HBP		K		22 BB 1B		3	1	1	0	0	1	0
22 Jason Kipnis, L (1, 4) OBP: 0.370, SLG: 0.512	F7			HR		G3		33 G1-4-3 BB		3	1	1	2	1	0	0
33 Nick Swisher, S (1, 3) OBP: 0.330, SLG: 0.383		F8		F8		K		G1-4-3		4	0	0	0	0	1	2
23 Michael Brantley, L (1, 7) OBP: 0.323, SLG: 0.372		K		G4-3			F9		25 2B 8 FC4-6 BB	3	1	0	0	1	1	0
25 Jason Giambi, L (1, 10) OBP: 0.322, SLG: 0.442 4 Mike Aviles, R (9, PR) OBP: 0.286, SLG: 0.367 (9, 10)		K			10 G5-4-3 BB		8 G3 10 BB 1B		8 FC4-6 11 FC5-4 2B	3	0	2	0	1	1	0
										0	1	0	0	0	0	0
10 Yan Gomes, R (1, 2) OBP: 0.278, SLG: 0.495 41 Carlos Santana, S (9, PH) OBP: 0.385, SLG: 0.470 (9, 2)			F9	G5-4-3			8 G3 BB		8 FC4-6 IBB	2	0	0	0	1	0	1
										0	0	0	0	1	0	0
8 Lonnie Chisenhall, L (1, 5) OBP: 0.256, SLG: 0.339		G6-3		11 1B 1B			G3		FC4-6 11 FC5-4	4	0	1	1	0	0	4
11 Drew Stubbs, R (1, 9) OBP: 0.297, SLG: 0.381		G6-3			1-3 1B		K		FC5-4	4	0	1	1	0	1	4

	AB	31
	R	4
	H	6
	RBI	4
	BB	5
	SO	7
	LOB	15

Inning Stats										
	R: 0 E: 0 K: 0 S: 5	H: 0 LOB: 0 BB: 0 P: 8	R: 0 E: 0 K: 2 S: 9	H: 0 LOB: 0 BB: 0 P: 15	R: 0 E: 0 K: 0 S: 8	H: 0 LOB: 0 BB: 0 P: 13	R: 2 E: 0 K: 0 S: 8	H: 1 LOB: 0 BB: 0 P: 15	R: 0 E: 0 K: 0 S: 10	H: 2 LOB: 2 BB: 1 P: 20
	R: 0 E: 0 K: 2 S: 11	H: 0 LOB: 0 BB: 0 P: 16	R: 0 E: 0 K: 1 S: 12	H: 1 LOB: 2 BB: 1 P: 21	R: 0 E: 0 K: 1 S: 10	H: 1 LOB: 1 BB: 1 P: 20	R: 2 E: 0 K: 1 S: 10	H: 1 LOB: 2 BB: 2 P: 22	1B: 4 2B: 1 3B: 0 HR: 1	SF: 0 SAC: 0 DP: 2 HBP: 1
	WP: 0 PB: 0 SB: 0 CS: 0	PA: 37								

PITCHER		IP	WLS	BF	H	R	ER	SO	BB	IBB	HBP	BLK	WP	HR	S	P	ERA	WHIP
39 Jason Hammel, R ERA: 5.09	(1, 1)	7.0		27	4	2	2	5	2	0	1	0	0	1	63	108	2.57	0.857
17 Brian Matusz, L ERA: 3.94	(8, 1)	1.0		4	1	0	0	1	1	0	0	0	0	0	10	20	0.00	2.000
43 Jim Johnson, R ERA: 4.03	(9, 1)	0.2	L	5	1	2	2	0	1	1	0	0	0	0	7	18	27.00	3.000
40 Troy Patton, L ERA: 3.93	(9, 1)	0.1		1	0	0	0	1	0	0	0	0	0	0	3	4	0.00	0.000

PITCHER		IP	WLS	BF	H	R	ER	SO	BB	IBB	HBP	BLK	WP	HR	S	P	ERA	WHIP

Cleveland Indians @ Baltimore Orioles

Oriole Park at Camden Yards, Baltimore, MD

Wed Jun 26 2013, 8:11 PM - 10:51 PM EDT

Att. 18,082 - Cloudy - 76 F

BOTTOM

Batter	1	2	3	4	5	6	7	8	9	AB	R	H	RBI	BB	SO	LOB
21 Nick Markakis, L (1, 9) OBP: 0.335, SLG: 0.415	C SI 91 B SI 91 C SI 91 X SL 84 1-2 ① F7			S SL 83 S SI 93 B SI 93 S SL 85 1-3 ① K		C SI 94 B SI 95 B SL 87 S SI 94 S SI 94 2-3 ③ K		B SL 81 X SI 88 1-0 ② FC4-6 13 1B 1-2f 2-3 3-H		4	0	0	1	0	2	2
13 Manny Machado, R (1, 5) OBP: 0.349, SLG: 0.480	F SI 91 X SI 93 0-1 ② P4			F SI 93 X SI 92 0-1 ② G3-1			B SI 93 S CH 80 X SI 91 1-1 19 E 19 SF7 2B	B SI 88 C SL 81 B SI 88 X SI 89 2-1 1-3 3-H 1B		4	1	2	1	0	0	0
10 Adam Jones, R (1, 8) OBP: 0.321, SLG: 0.500	F SI 92 C SI 93 F SI 93 B SI 93 S SI 94 1-3 ③ K			X CH 80 0-0 ③ G1-3			S SI 91 F SI 93 X CH 81 0-2 ① P6	1 SAFE X FF 88 0-0 ③ P4		4	0	0	0	0	1	3
19 Chris Davis, L (1, 3) OBP: 0.407, SLG: 0.712		X SL 84 0-0 ① G1-6-3			B SI 90 C SI 92 S SI 94 C SI 94 1-3 ① K		S SL 86 2 SAFE S SI 95 X SL 87 0-2 ② SF7 2-H		B SL 81 S SL 81 B FF 92 S SL 81 F SL 80 B FF 93 S SL 80 3-3 ① K	3	0	0	1	0	2	0
32 Matt Wieters, S (1, 2) OBP: 0.287, SLG: 0.401		C SI 92 X CH 82 0-1 ② G6-3			B SI 93 B CH 83 B SI 92 B SI 92 4-0 BB		C SI 94 B SI 95 S SI 94 F SI 94 B CH 83 X SI 94 2-2 ③ F7		B FF 92 B FF 92 C FF 92 S SL 82 X FF 91 2-2 ② L4	3	0	0	0	1	0	0
2 J.J. Hardy, R (1, 6) OBP: 0.301, SLG: 0.459		C SI 94 B SI 93 B SI 92 F CH 80 B SI 94 F SI 92 F SI 92 F SI 93 X CH 81 3-2 ③ G4-3			C CH 81 S SI 92 X CH 79 0-2 ② P2			C SI 88 C SL 80 X FF 90 0-2 12 1B 36 BB 21 FC4-6 1B	B FF 92 C FF 91 B SL 81 B FF 92 C FF 91 S FF 91 3-3 ③ K	4	1	1	0	0	1	1
9 Nate McLouth, L (1, 7) OBP: 0.361, SLG: 0.393			B SI 91 X SI 91 1-0 ① G4-3		C SI 92 D SL 85 S SL 86 1 SAFE X SI 94 1-2 ③ L8			B SI 88 X FF 88 1-0 ① P6		3	0	0	0	0	0	2
35 Danny Valencia, R (1, 10) OBP: 0.310, SLG: 0.574 36 Chris Dickerson, L (8, PH) OBP: 0.289, SLG: 0.448 (9, 10)			C SI 91 X CH 82 0-1 ② G6-3			B SI 92 C SI 91 B CH 80 B SI 91 X SI 92 3-1 ① F9		B SL 80 B FF 89 B SI 88 C SI 88 B SI 90 4-1 21 FC4-6 12 1B 13 1B 1-2 BB		2 0	0 1	0 0	0 0	0 1	0 0	0 0
12 Alexi Casilla, S (1, 4) OBP: 0.271, SLG: 0.325			B SI 91 C SI 91 X SI 92 1-1 ③ G6-3			X SI 92 0-0 ② G6-3		F SI 88 C SI 87 F SL 81 X FF 89 0-2 21 FC4-6 1-2 2-3 1B		3	0	1	0	0	0	0
Inning Stats	R: 0 E: 0 K: 1 S: 9 H: 0 LOB: 0 BB: 0 P: 11	R: 0 E: 0 K: 0 S: 9 H: 0 LOB: 0 BB: 0 P: 12	R: 0 E: 0 K: 0 S: 5 H: 0 LOB: 0 BB: 0 P: 7	R: 0 E: 0 K: 1 S: 6 H: 0 LOB: 0 BB: 0 P: 7	R: 0 E: 0 K: 1 S: 9 H: 0 LOB: 1 BB: 1 P: 15	R: 0 E: 0 K: 1 S: 6 H: 0 LOB: 0 BB: 0 P: 11	R: 1 E: 1 K: 0 S: 12 H: 1 LOB: 0 BB: 0 P: 15	R: 2 E: 0 K: 0 S: 13 H: 3 LOB: 2 BB: 1 P: 21	R: 0 E: 0 K: 2 S: 10 H: 0 LOB: 0 BB: 0 P: 18	1B: 3 2B: 1 3B: 0 HR: 0	SF: 1 SAC: 0 DP: 0 HBP: 0		WP: 0 PB: 0 SB: 0 CS: 0	PA: 33			

livebaseballscorecards.com

	AB	R	H	RBI	BB	SO	LOB
	30	3	4	3	2	6	8

PITCHER		IP	WLS	BF	H	R	ER	SO	BB	IBB	HBP	BLK	WP	HR	S	P	ERA	WHIP
26 Scott Kazmir, L ERA: 4.83	(1, 1)	7.0		23	1	1	0	4	1	0	0	0	0	0	56	78	0.00	0.286
38 Joe Smith, R ERA: 2.22	(8, 1)	1.0	W	7	3	2	2	0	1	0	0	0	0	0	13	21	18.00	4.000
52 Vinnie Pestano, R ERA: 4.13	(9, 1)	1.0	S	3	0	0	0	2	0	0	0	0	0	0	10	18	0.00	0.000

PITCHER	IP	WLS	BF	H	R	ER	SO	BB	IBB	HBP	BLK	WP	HR	S	P	ERA	WHIP

Batter	1	2	3	4	5	6	7	8	9	AB	R	H	RBI	BB	SO	LOB
24 Michael Bourn, L (1, 8) OBP: 0.343, SLG: 0.386	B FF 90 B SI 90 C SI 91 C CU 76 X CH 83 2-2 22 1B 1B	C SI 89 1 SAFE B FF 90 F SI 90 B FF 92 S CH 80 2-3 ③ K		F CU 77 X FF 91 0-1 ③ F9			B CH 83 X SI 91 1-0 1B		B SL 79 C SL 79 F SL 79 F FF 88 F FF 87 X SL 80 1-2 ③ G3	5	0	2	0	0	1	3
4 Mike Aviles, R (1, 6) OBP: 0.286, SLG: 0.381	B FF 91 B FF 91 F FF 92 1 SAFE C SL 84 S FF 91 2-3 ① K		C FF 90 B CU 77 S CH 82 X FF 91 1-2 ① G6-3		B SL 83 X SL 82 1-0 HR		F FF 91 S CH 83 C CH 82 0-3 ② K			4	1	1	1	0	2	2
22 Jason Kipnis, L (1, 4) OBP: 0.368, SLG: 0.508	B SI 90 X FF 91 1-0 1-3 1B		C CH 84 F FF 91 S FF 91 0-3 ② K		B CU 75 B FF 91 B SI 91 C SI 90 F CH 82 F FF 92 F CU 75 T CH 84 3-2 ① K		B FF 91 C SL 85 B FF 90 X FF 90 2-1 ③ P4			4	0	1	0	0	2	1
25 Jason Giambi, L (1, 10) OBP: 0.322, SLG: 0.439 9 Ryan Raburn, R (8, PH) OBP: 0.347, SLG: 0.512 (8, 10)	C CH 82 F SI 90 B FF 92 F FF 91 F FF 91 S CH 85 1-3 ② K	B CH 84 S CH 84 X FF 92 1-1 1B	C SI 92 X SI 91 0-1 ② L7			X SL 80 0-0 ① G5-3			3 1	0 0	1 0	0 0	0 0	1 0	2 0
41 Carlos Santana, S (1, 2) OBP: 0.380, SLG: 0.462	B FF 91 B CH 84 F CH 84 X SI 92 2-1 ③ F7	X SI 90 0-0 ③ F7	C CU 77 F CH 83 S FF 90 0-3 ③ K			B SI 87 F SL 80 B SI 88 B SL 81 F SL 81 X SL 81 3-2 ② G5-3			4	0	0	0	0	1	3
23 Michael Brantley, L (1, 7) OBP: 0.322, SLG: 0.374		C SI 91 B SI 91 X CU 78 1-1 ① G4-3		B CH 82 X SI 91 1-0 8 2B 2B	C CU 75 C SI 89 B SI 90 B FF 90 X SI 91 2-2 ① F8			B SI 88 X SI 87 1-0 ③ F7		4	1	1	0	0	0	0
12 Mark Reynolds, R (1, 3) OBP: 0.319, SLG: 0.419		B FF 92 F SL 86 F SI 91 B FF 92 T CH 83 2-2 ② K		X FF 91 0-0 ① G5-3	C CU 76 C FF 91 B SL 86 F CH 85 X FF 92 1-2 ② F8				C SL 79 B FF 87 C SI 86 F FF 88 F FF 87 X SL 79 1-2 ① F7	4	0	0	0	0	1	1
8 Lonnie Chisenhall, L (1, 5) OBP: 0.272, SLG: 0.387		C CU 77 C FF 92 B FF 92 B SL 84 X FF 92 2-2 HR		B SI 92 B SI 91 X SL 86 2-0 11 F9 2-H 2B	X SI 92 0-0 ③ F9				X SI 87 0-0 1B	4	1	3	2	0	0	0
11 Drew Stubbs, R (1, 9) OBP: 0.296, SLG: 0.379		C SL 84 F SL 85 B FF 92 F CU 79 F CH 83 F SI 92 F FF 92 F CH 83 F FF 92 1-2 X SL 82 1B		C SL 85 F FF 91 X SI 92 0-2 ② F9 2-3			S CH 82 F FF 91 C CH 82 0-3 ① K		C SL 80 F SL 80 B SI 86 B SI 86 S SL 79 2-3 ② K	4	0	1	0	0	2	2
Inning Stats	R: 0 E: 0 K: 2 S: 14 H: 2 LOB: 2 BB: 0 P: 22	R: 1 E: 0 K: 2 S: 20 H: 2 LOB: 1 BB: 0 P: 28	R: 0 E: 0 K: 1 S: 9 H: 1 LOB: 1 BB: 0 P: 11	R: 1 E: 0 K: 0 S: 8 H: 2 LOB: 1 BB: 0 P: 11	R: 1 E: 0 K: 2 S: 11 H: 1 LOB: 0 BB: 0 P: 15	R: 0 E: 0 K: 0 S: 8 H: 0 LOB: 0 BB: 0 P: 11	R: 0 E: 0 K: 2 S: 9 H: 1 LOB: 1 BB: 0 P: 12	R: 0 E: 0 K: 0 S: 5 H: 0 LOB: 0 BB: 0 P: 9	R: 0 E: 0 K: 1 S: 14 H: 1 LOB: 1 BB: 0 P: 18	1B: 6 2B: 2 3B: 0 HR: 2 SF: 0 SAC: 0 DP: 0 HBP: 0						

PITCHER	IP	WLS	BF	H	R	ER	SO	BB	IBB	HBP	BLK	WP	HR	S	P	ERA	WHIP
50 Miguel González, R (1, 1) ERA: 3.77	6.2	W	29	9	3	3	9	0	0	0	0	0	2	77	106	4.05	1.350
17 Brian Matusz, L (7, 1) ERA: 3.9	0.1		1	0	0	0	0	0	0	0	0	0	0	2	4	0.00	0.000
40 Troy Patton, L (8, 1) ERA: 3.82	1.0		3	0	0	0	0	0	0	0	0	0	0	5	9	0.00	0.000
56 Darren O'Day, R (9, 1) ERA: 2.31	1.0		4	1	0	0	1	0	0	0	0	0	0	14	18	0.00	1.000

PITCHER	IP	WLS	BF	H	R	ER	SO	BB	IBB	HBP	BLK	WP	HR	S	P	ERA	WHIP

TOP

Cleveland Indians @ Baltimore Orioles

Oriole Park at Camden Yards, Baltimore, MD

Thu Jun 27 2013, 7:07 PM - 11:18 PM EDT

Att. 33,036 - Cloudy - 79 F

livebaseballscorecards.com

AB	37
R	3
H	10
RBI	3
BB	0
SO	10
LOB	14

Cleveland Indians @ Baltimore Orioles

Oriole Park at Camden Yards, Baltimore, MD

Thu Jun 27 2013, 7:07 PM - 11:18 PM EDT

Att. 33,036 - Cloudy - 79 F

livebaseballscorecards.com

BOTTOM

Batter	1	2	3	4	5	6	7	8	9	AB	R	H	RBI	BB	SO	LOB
9 Nate McLouth, L (1, 7) OBP: 0.363, SLG: 0.395	C SI 90 B CH 83 X SI 92 1-1 21 13 G1-6-3 1B 1B	1 SAFE B SL 88 C SI 91 C SI 91 F CU 82 1 SAFE X CU 80 1-2 ③ G3			B CH 81 S SL 86 B SI 90 C SL 85 B SL 88 F SL 86 1 SAFE F SL 86 F CU 82 3-2 X SI 92 10 21 1B 1B 19 E 1-3 1B	C FF 95 B FF 94 F FF 93 C SL 83 1-3 ② K				4	1	2	0	0	1	1
13 Manny Machado, R (1, 5) OBP: 0.349, SLG: 0.478 12 Alexi Casilla, S (6, 4) OBP: 0.267, SLG: 0.321	X SL 86 0-0 21 G1-6-3 1-2 1B	C CU 80 C SI 93 F CU 81 B SI 94 S CU 82 1-3 ① K			S CU 82 D CU 83 1 SAFE S SL 88 S CU 82 1-3 ① K	F FF 93 C SL 82 F FF 96 B FF 93 B SL 83 X FF 94 2-2 ③ F8				3 1	0 0	1 0	0 0	0 0	2 0	2 0
21 Nick Markakis, L (1, 9) OBP: 0.334, SLG: 0.413	C SI 91 X SL 88 0-1 ① ② G1-6-3 1-2f 2-3	B SI 93 X CH 85 1-0 ② G1-3			T SL 86 X SI 91 0-1 19 10 E 1B 32 2B 1-2 3-H 1B		B FF 93 C FF 93 B FF 93 X FF 92 2-1 ① G6-3			4	1	1	1	0	0	2
10 Adam Jones, R (1, 8) OBP: 0.320, SLG: 0.497	C CU 82 B SI 94 F SL 90 X SI 94 1-2 ③ L5	X SL 89 0-0 ③ F9			X SL 88 0-0 19 E6 1-2 2-3 1B		B SI 92 F CU 81 B SI 93 C SI 93 X SI 94 2-2 ② G1-4-3			4	0	1	0	0	0	1
19 Chris Davis, L (1, 10) OBP: 0.408, SLG: 0.712		B SL 88 B SL 89 S CH 84 C SI 92 F CU 84 B SI 94 B SL 92 4-2 2 32 SH1-3 1B 3 1B BB	X CH 84 0-0 2B		B CU 81 B SI 94 S SL 90 X SL 89 2-1 ② E6 32 2B 32 E 1-2 2-3 3-H		C FF 93 S CU 79 B FF 94 F CU 80 X CU 79 1-2 ③ F7			3	2	1	1	1	0	2
32 Matt Wieters, S (1, 2) OBP: 0.290, SLG: 0.406		C SI 92 B SL 88 B SI 92 B CH 84 X SL 88 3-1 2 SH1-3 3 1B 1-2 1B	B SI 90 C SI 91 F CU 81 S CU 81 1-3 ① K	S CU 81 X CU 80 0-1 E9 2 1B 1-H 3-H 2B				B FC 93 C FC 93 F SL 80 B FC 92 F FC 94 X SL 81 2-2 ① G4-3		4	2	2	1	0	1	1
2 J.J. Hardy, R (1, 6) OBP: 0.302, SLG: 0.458		X SI 93 0-0 ① SH1-3 1-2 2-3	B SL 87 B SI 92 C CU 81 F SI 92 X CU 81 2-2 ② G6-3		B SI 92 C SI 90 B SL 87 F SI 92 B SI 92 X SL 89 3-2 3-H 1B			B FC 94 B FC 94 B FC 94 C FC 93 X FC 93 3-1 ② G3		3	0	1	1	0	0	1
45 Travis Ishikawa, L (1, 3) OBP: 0.167, SLG: 0.118		S CH 83 D CH 83 B SI 93 S SL 89 C CU 83 2-3 ② K	B CH 82 B SI 92 F SL 88 S CH 85 X SL 90 2-2 ③ G5-3		1 SAFE 1 SAFE C FF 95 S FF 95 B FF 96 S FF 94 1-3 ③ K			C FC 94 B FC 93 F SL 82 B FC 93 B SL 81 X FC 94 3-2 ③ G4-3		4	0	0	0	0	2	4
3 Ryan Flaherty, L (1, 4) OBP: 0.273, SLG: 0.333 (6, 5)		B CH 82 D SL 89 B SI 92 C SI 92 X SI 92 3-1 2-H 3-H 1B			C SI 89 F CH 83 B SI 91 B SI 92 X CU 81 2-2 9 1B 21 1B 1B	X FF 94 0-0 ① G4-3				3	1	2	2	0	0	0

Inning Stats	1	2	3	4	5	6	7	8	9
	R: 0 E: 0 K: 0 S: 8 H: 2 LOB: 1 BB: 0 P: 10	R: 2 E: 0 K: 1 S: 15 H: 2 LOB: 1 BB: 1 P: 28	R: 0 E: 0 K: 1 S: 6 H: 0 LOB: 0 BB: 0 P: 8	R: 0 E: 0 K: 1 S: 10 H: 1 LOB: 1 BB: 0 P: 15	R: 5 E: 2 K: 2 S: 25 H: 6 LOB: 1 BB: 0 P: 37	R: 0 E: 0 K: 0 S: 8 H: 0 LOB: 0 BB: 0 P: 11	R: 0 E: 0 K: 0 S: 9 H: 0 LOB: 0 BB: 0 P: 14	R: 0 E: 0 K: 0 S: 9 H: 0 LOB: 0 BB: 0 P: 17	

	AB	33
	R	7
	H	11
	RBI	6
	BB	1
	SO	6
	LOB	14

1B: 9 SF: 0 PA: 35
2B: 2 SAC: 1
3B: 0 DP: 1
HR: 0 HBP: 0

WP: 0
PB: 0
SB: 0
CS: 0

PITCHER		IP	WLS	BF	H	R	ER	SO	BB	IBB	HBP	BLK	WP	HR	S	P	ERA	WHIP
28 Corey Kluber, R ERA: 4.16	(1, 1)	4.2	L	25	11	7	6	4	1	0	0	0	0	0	61	94	11.57	2.571
50 Nick Hagadone, L ERA: 5.4	(5, 1)	1.1		4	0	0	0	2	0	0	0	0	0	0	11	15	0.00	0.000
32 Matt Albers, R ERA: 2.42	(7, 1)	1.0		3	0	0	0	0	0	0	0	0	0	0	9	14	0.00	0.000
27 Bryan Shaw, R ERA: 3.22	(8, 1)	1.0		3	0	0	0	0	0	0	0	0	0	0	9	17	0.00	0.000

PITCHER	IP	WLS	BF	H	R	ER	SO	BB	IBB	HBP	BLK	WP	HR	S	P	ERA	WHIP

Batter	1	2	3	4	5	6	7	8	9	AB	R	H	RBI	BB	SO	LOB
11 Drew Stubbs, R (1, 8) OBP: 0.300, SLG: 0.386	C SI 91 C SI 92 B SI 91 F CH 84 B CU 75 S SI 92 2-3 K	F FF 93 X CH 83 0-1 13 1B 22 2B 2-H 3-H 1B	B CU 78 F FF 94 B CU 78 X FF 92 2-1 G5-3 2-3f	B SL 81 C FF 94 S FF 94 F FF 94 B FF 94 X FF 94 2-2 1-H 3B		C SI 92 F SI 94 X CU 78 0-2 G5-3		B SI 92 B SL 82 C SI 92 F SI 92 B SL 83 X SI 92 3-2 P3	B SL 86 F FC 91 B FF 93 B FF 92 B FF 91 4-1 BB	6	1	2	3	1	1	3
13 Asdrúbal Cabrera, S (1, 6) OBP: 0.318, SLG: 0.433	C SI 91 F FC 88 B SI 91 S SI 93 1-3 K	B SI 92 B SI 92 F SI 92 B SI 91 X SI 90 3-1 22 2B 1-2 1B		B FF 94 1-0 X FF 93 12 BB 22 BB 9 1B 1B B FF 93 0-1 X CH 87 G4-3		B SI 94 C CU 77 X SI 94 1-1 F8		X SI 93 0-0 22 2B 12 1B 1B	B FF 91 C FC 89 S FF 91 S SL 84 1-3 K	7	3	3	0	0	2	2
22 Jason Kipnis, L (1, 4) OBP: 0.379, SLG: 0.522	B SI 91 B SI 91 F SI 92 B SI 89 C SI 91 B SI 94 4-2 33 BB	B CU 72 C CH 82 X CU 75 1-1 33 1B 1-H 2-H 2B	C CH 85 X CH 84 0-1 33 2B	C CU 74 B SL 83 B FF 94 B FF 95 F FF 95 1 SAFE F FF 96 F CH 86 1 SAFE 4-2 F SL 82 B FF 94 12 BB 9 1B 1-2 BB		B SI 95 B CU 78 C SI 93 F SI 94 B SI 95 F SI 95 F SI 95 B SI 94 4-2 33 S BB		F SI 92 D SI 92 B CU 78 X SI 93 2-1 12 1B 12 E 1-3 2B	B FF 92 C FF 90 D CU 85 B FF 91 C FF 90 X FF 91 3-2 F7	4	4	3	2	3	0	1
33 Nick Swisher, S (1, 10) OBP: 0.337, SLG: 0.389	B CH 82 B SI 91 C CH 83 1 SAFE C CH 80 B FF 92 F CH 82 B FF 93 4-2 1-2 BB	B SI 93 X CH 84 1-0 12 FC5-4 2-H 1B	C CH 85 X FF 93 0-1 10 2B 2-H 2B	B CU 74 F FF 92 S CU 80 C SL 83 1-3 K		S CU 78 1 SAFE T SI 94 B FF 93 B SI 95 F CU 78 D CU 79 X CU 78 3-2 F8 1-2		B SI 92 D CU 78 S SL 85 B SI 94 C SL 84 B CU 79 4-2 12 E 10 1B BB		4	2	2	2	2	1	3
12 Mark Reynolds, R (1, 3) OBP: 0.322, SLG: 0.417	C CH 82 B SI 93 S SI 91 F SI 93 F SC 76 B FF 94 S CH 83 2-3 K	X CU 75 0-0 FC5-4 1-2f		S FF 95 B SL 83 S CU 75 F CU 76 B FF 96 B FF 96 B CU 80 4-2 9 1B 8 2B 1-2 2-3 BB	F FF 94 F FF 94 X CH 84 0-2 L5	S SL 84 B CU 79 B CU 78 B SL 82 B SI 92 4-1 9 HR BB		X SI 97 0-0 E6 10 1B 1-3 2-H 3-H 1B		4	2	1	1	2	1	4
9 Ryan Raburn, R (1, 9) OBP: 0.353, SLG: 0.530		C SI 88 B FF 90 B CH 81 S SI 90 C FF 93 2-3 K	F SI 91 S SI 92 H FF 93 1-2 4 1B 10 BB HBP	B SL 81 F FF 95 F FF 94 D CU 76 B FF 95 X FF 94 3-2 8 2B 4 1B 1-3 2-H 3-H 1B	X FF 93 0-0 F8	B SI 93 F SL 83 1 SAFE X SL 82 1-1 1-H HR		B SI 97 C SI 95 F SL 86 D SL 85 S SL 87 2-3 K		5	2	2	4	0	2	3
10 Yan Gomes, R (1, 2) OBP: 0.298, SLG: 0.509		B SI 91 B FF 92 C SI 92 B FF 92 F SI 92 X CH 84 3-2 4 2B 11 1B 1B	C CH 84 B CH 82 1 SAFE B SI 90 B SI 91 B CH 83 4-1 11 G5-3 4 1B 1-2 BB	C FF 94 S FF 94 C SL 83 0-3 K	C FF 93 X FF 93 0-1 8 2B 2-H 2B	B SI 94 F SL 85 X SL 84 1-1 G1-3		C SL 86 B SL 85 F SI 96 X SL 87 1-2 2-3 3-H 1B		5	2	3	2	1	1	2
8 Lonnie Chisenhall, L (1, 5) OBP: 0.275, SLG: 0.400		B SI 91 B SI 91 C SI 91 X FF 92 2-1 F7	C CU 76 S SI 92 S CU 73 0-3 K	1 SAFE F FF 94 B CU 75 X FF 93 1-1 4 1B 1-3 3-H 2B	B CH 86 S CH 86 F CH 85 X FF 93 1-2 2-H 2B	S CU 77 C CU 79 S FF 92 0-3 K		C SI 96 S SL 86 F SL 84 B SI 96 X SI 95 1-2 P4		6	1	2	2	0	2	5
4 Mike Aviles, R (1, 7) OBP: 0.292, SLG: 0.390		X SI 93 0-0 11 1B 1-3 2B	C CH 84 B SI 91 X CH 83 1-1 1-2 2-3 1B	F SL 81 B SL 81 B FF 94 C FF 92 X FF 92 2-2 11 S 11 3B 2-H 3-H 1B	C SI 94 F SI 94 B CU 78 X SL 84 1-2 L7	C SL 83 C CU 78 B FF 89 B CU 78 S SL 81 2-3 K			X FF 90 0-0 P4	6	2	3	2	0	1	1
Inning Stats	R: 0 E: 0 K: 3 S: 17 H: 0 LOB: 2 BB: 2 P: 30	R: 5 E: 0 K: 1 S: 17 H: 6 LOB: 1 BB: 0 P: 29	R: 0 E: 0 K: 1 S: 10 H: 1 LOB: 2 BB: 1 P: 18	R: 6 E: 0 K: 2 S: 29 H: 5 LOB: 1 BB: 2 P: 47	R: 3 E: 0 K: 0 S: 16 H: 4 LOB: 1 BB: 0 P: 18	R: 0 E: 0 K: 0 S: 13 H: 0 LOB: 1 BB: 1 P: 21	R: 2 E: 0 K: 2 S: 11 H: 1 LOB: 0 BB: 1 P: 19	R: 3 E: 1 K: 1 S: 19 H: 4 LOB: 2 BB: 1 P: 32	R: 0 E: 0 K: 1 S: 8 H: 0 LOB: 1 BB: 1 P: 16	1B: 11 2B: 8 3B: 1 HR: 1 SF: 0 SAC: 0 DP: 1 HBP: 1	WP: 0 PB: 0 SB: 2 CS: 0 PA: 57					

TOP

Cleveland Indians @ Chicago White Sox

U.S. Cellular Field, Chicago, IL

Fri Jun 28 2013, 5:11 PM - 9:12 PM EDT

Cloudy - 75 F

livebaseballscorecards.com

AB	47
R	19
H	21
RBI	18
BB	9
SO	11
LOB	24

PITCHER		IP	WLS	BF	H	R	ER	SO	BB	IBB	HBP	BLK	WP	HR	S	P	ERA	WHIP
53 Héctor Santiago, L ERA: 3.59	(1, 1)	2.1		18	7	5	5	5	3	0	1	0	0	0	42	73	19.29	4.286
48 Brian Omogrosso, R ERA: 9.37	(3, 1)	2.1	L	17	9	9	9	2	2	0	0	0	0	0	44	65	34.71	4.714
40 Ramon Troncoso, R ERA: 7.27	(5, 1)	2.2		14	3	5	4	2	3	0	0	0	0	1	35	61	13.50	2.250
27 Matt Lindstrom, R ERA: 2.53	(8, 1)	0.2		4	2	0	0	1	0	0	0	0	0	0	11	15	0.00	3.000
39 Casper Wells, R ERA:	(9, 1)	1.0		4	0	0	0	1	1	0	0	0	0	0	8	16	0.00	1.000

PITCHER	IP	WLS	BF	H	R	ER	SO	BB	IBB	HBP	BLK	WP	HR	S	P	ERA	WHIP

BOTTOM

Cleveland Indians @ Chicago White Sox

U.S. Cellular Field, Chicago, IL

Fri Jun 28 2013, 5:11 PM - 9:12 PM EDT

Cloudy - 75 F

livebaseballscorecards.com

Batter	1	2	3	4	5	6	7	8	9	AB	R	H	RBI	BB	SO	LOB
30 Alejandro De Aza, L (1, 8) (9, 7) OBP: 0.309, SLG: 0.414	2B BB			G1-3 BB	BB	BB				2	1	1	0	3	0	0
10 Alexei Ramirez, R (1, 6) OBP: 0.306, SLG: 0.342	1B G4-3			K	F9	G3				5	1	1	0	0	1	5
51 Alex Rios, R (1, 9) OBP: 0.330, SLG: 0.452	SF9 G5-3			P6	G6-3			K		4	0	0	1	0	1	0
44 Adam Dunn, L (1, 3) OBP: 0.308, SLG: 0.473 12 Conor Gillaspie, L (9, 3) OBP: 0.306, SLG: 0.374	HR 1B				BB E4			G6-3		4 0	2 0	2 0	2 0	1 0	0 0	0 0
24 Dayan Viciedo, R (1, 7) OBP: 0.263, SLG: 0.365 20 Jordan Danks, L (9, 8) OBP: 0.226, SLG: 0.222	L1 FC1-6				FC4-6 1B	L4		2B		5 0	1 0	1 0	0 0	0 0	0 0	3 0
7 Jeff Keppinger, R (1, 10) OBP: 0.258, SLG: 0.281	HR G5-3				1B BB	1B		1B		4	2	3	2	1	0	1
22 Brent Morel, R (1, 5) OBP: 0.250, SLG: 0.250	1B K				K P6				G6-3	5	1	1	0	0	2	3
15 Gordon Beckham, R (1, 4) OBP: 0.352, SLG: 0.404	2B 1B				1B G4-3				G6-3	5	1	3	2	0	0	0
21 Tyler Flowers, R (1, 2) OBP: 0.271, SLG: 0.387	HBP G5-4-3				HR K				K	4	1	1	3	0	2	1
Inning Stats	R: 5 E: 0 K: 0 S: 30 H: 6 LOB: 3 BB: 1 P: 53	R: 0 E: 0 K: 0 S: 9 H: 1 LOB: 1 BB: 0 P: 12	R: 0 E: 0 K: 1 S: 8 H: 1 LOB: 0 BB: 1 P: 11	R: 0 E: 0 K: 1 S: 8 H: 0 LOB: 0 BB: 0 P: 12	R: 4 E: 0 K: 1 S: 14 H: 2 LOB: 1 BB: 3 P: 32	R: 1 E: 1 K: 0 S: 13 H: 1 LOB: 1 BB: 0 P: 19	R: 0 E: 0 K: 1 S: 9 H: 0 LOB: 1 BB: 1 P: 16	R: 0 E: 0 K: 1 S: 8 H: 2 LOB: 2 BB: 0 P: 10	R: 0 E: 0 K: 1 S: 7 H: 0 LOB: 0 BB: 0 P: 11	1B: 7 2B: 3 3B: 0 HR: 3 SF: 1 SAC: 0 DP: 1 HBP: 1						

	AB	38
	R	10
	H	13
	RBI	10
	BB	5
	SO	6
	LOB	13

WP: 2 PB: 0 SB: 1 CS: 0 PA: 45

PITCHER		IP	WLS	BF	H	R	ER	SO	BB	IBB	HBP	BLK	WP	HR	S	P	ERA	WHIP
47 Trevor Bauer, R ERA: 5.29	(1, 1)	0.2		10	6	5	5	0	1	0	1	0	1	2	27	49	67.50	10.500
32 Matt Albers, R ERA: 2.22	(1, 1)	2.1	W	8	2	0	0	1	0	0	0	0	0	0	20	27	0.00	0.857
27 Bryan Shaw, R ERA: 3.79	(4, 1)	1.2		8	1	3	3	2	2	0	0	0	0	0	18	35	16.20	1.800
37 Cody Allen, R ERA: 2.16	(5, 1)	1.1		8	2	2	1	0	1	0	0	0	1	1	17	28	6.75	2.250
38 Joe Smith, R ERA: 2.15	(7, 1)	1.0		4	0	0	0	1	1	0	0	0	0	0	9	16	0.00	1.000

PITCHER		IP	WLS	BF	H	R	ER	SO	BB	IBB	HBP	BLK	WP	HR	S	P	ERA	WHIP
52 Vinnie Pestano, R ERA: 3.96	(8, 1)	1.0		4	2	0	0	1	0	0	0	0	0	0	8	10	0.00	2.000
54 Chris Perez, R ERA: 4.08	(9, 1)	1.0		3	0	0	0	1	0	0	0	0	0	0	7	11	0.00	0.000

Cleveland Indians @ Chicago White Sox

U.S. Cellular Field, Chicago, IL

Fri Jun 28 2013, 10:16 PM - 2:06 AM EDT

Att. 28,628 - Overcast - 70 F

livebaseballscorecards.com

Batter	1	2	3	4	5	6	7	8	9	AB	R	H	RBI	BB	SO	LOB
24 Michael Bourn, L (1, 8) OBP: 0.348, SLG: 0.390	X FF 94 0-0 4 1B 22 1B 1B	B CU 80 S FF 92 B SI 92 X SI 92 2-1 4 FC6-4 1B		B SI 91 F SI 90 X CH 84 1-1 ③ G3			C SI 98 B SL 87 S SL 88 S SI 99 1-3 ② K		B FF 94 X FF 92 1-0 25 F8 25 WP 22 SF8 1-3 3-H 1B	5	2	3	1	0	1	0
4 Mike Aviles, R (1, 6) OBP: 0.296, SLG: 0.393 25 Jason Giambi, L (9, PH) OBP: 0.319, SLG: 0.434 8 Lonnie Chisenhall, L (9, 5) OBP: 0.275, SLG: 0.400	1 SAFE L FF 93 F FF 91 1 SAFE B FF 94 F FF 94 1 SAFE B FF 94 X FF 92 2-2 22 1B 41 BB 1-2 1B	1 SAFE X FF 92 0-0 ② FC6-4 22 BB 1-2f			B CH 82 B FF 90 X FF 89 2-0 ① P4		S SL 88 B SI 98 X SL 88 1-1 1B		F FF 94 1 SAFE F FF 93 P PO 84 B SL 85 F FF 93 X FF 93 2-2 ① F8 1-3 3-H	4 1 0	1 0 0	2 0 0	0 0 0	0 0 0	0 0 0	1 1 0
22 Jason Kipnis, L (1, 4) OBP: 0.380, SLG: 0.520	L FF 93 B FF 94 X SI 94 1-1 41 BB 33 BB 23 PB 1-3 2-H 1B	B FF 92 B CH 84 C FF 93 C FF 93 B CU 81 B SI 92 4-2 1-2 BB			C FF 90 B CU 80 X SI 91 1-1 ② G4-3		C SL 88 B SL 86 F SI 98 F SL 88 1 SAFE B SI 98 F SL 88 X SI 100 2-2 ③ G4-3		B SL 83 D CH 83 S SL 85 F FF 93 X FF 95 2-2 ② SF8 3-H	3	1	1	2	1	0	1
33 Nick Swisher, S (1, 3) OBP: 0.338, SLG: 0.399 (9, 9)	C FF 95 D FF 94 B FF 90 B FF 91 F FF 93 1 SAFE D FF 92 4-2 23 PB 41 BB 23 SF7 1-2 BB	C FF 93 F FF 93 D CU 79 B FF 93 X SI 92 2-2 F7			C CU 79 B CH 85 B FF 91 C FF 91 X CU 78 2-2 ③ G1-3			X SL 84 0-0 ① G4-3	B SL 86 F FF 92 S SI 94 B SL 83 B FF 93 X FF 93 3-2 HR	4	2	1	1	1	0	2
12 Mark Reynolds, R (1, 5) OBP: 0.324, SLG: 0.428 (9, 3)	F CH 87 C FF 92 S FF 94 0-3 ① K		S CH 84 B FF 91 S CU 80 B CU 79 F FF 92 B FF 92 S FF 92 3-3 ① K			X FF 89 0-0 HR		C FF 96 C CU 73 F FF 96 B SL 83 B SL 84 X FF 96 2-2 41 1B 1B	C SL 82 B FF 93 B SL 87 S SL 84 C FF 93 2-3 ③ K	5	1	2	1	0	3	3
41 Carlos Santana, S (1, 2) OBP: 0.382, SLG: 0.461	B CH 88 B FF 94 C FF 95 B FF 92 F SI 95 B CU 82 4-2 23 PB 1-2 2-3 3-H BB		X CH 86 0-0 ② G5-3			C CU 79 B SI 91 X FF 91 1-1 ① G4-3		C SL 83 B CU 72 B FF 95 B SL 83 S SL 85 1 SAFE 1 SAFE X FF 96 3-2 ② 1-2 1B		3	0	1	1	1	0	0
23 Michael Brantley, L (1, 7) OBP: 0.318, SLG: 0.370	B CU 81 S FF 94 F FF 94 B FF 92 B SL 85 F FF 94 X FF 94 3-2 ② SF7 1-2 2-H 3-H		B FF 92 F FF 92 B FF 91 X FF 91 2-1 ③ G4-3			C CU 79 B FF 91 B SL 88 X FF 91 2-1 ② G3-1		B SL 83 F FF 95 C CU 73 B SL 83 B SL 86 X SL 84 3-2 ③ P6		3	0	0	1	0	0	1
9 Ryan Raburn, R (1, 10) OBP: 0.350, SLG: 0.522	C FF 94 B FF 93 F SI 93 C FF 94 1-3 ③ K		B SL 89 F FF 90 B CH 86 B CH 84 S FF 90 X FF 89 3-2 ① G6-3			C FF 93 B CH 86 X CU 78 1-1 ③ G5-3			B FF 94 B FF 94 C FF 94 F FF 93 X SL 87 2-2 13 1B 24 1B 1B	4	1	1	0	0	1	1
11 Drew Stubbs, R (1, 9) OBP: 0.296, SLG: 0.382 13 Asdrúbal Cabrera, S (9, PH) OBP: 0.321, SLG: 0.435 (9, 6)		C FF 90 C FF 91 X FF 92 0-2 ① G4-3		C CU 77 F CH 85 B FF 92 F CU 79 X FF 91 1-2 ② G5-3			C SL 87 S SL 89 B SL 89 S SL 89 1-3 ① K		S FF 94 X SL 86 0-1 24 1B 25 WP 1-3 1B	3 1	0 1	0 1	0 0	0 0	1 0	0 0

Inning Stats																																			
	R: 4	E: 0	K: 2	S: 21	H: 3	LOB: 1	BB: 2	P: 36	R: 0	E: 0	K: 0	S: 11	H: 1	LOB: 2	BB: 1	P: 19	R: 0	E: 0	K: 1	S: 7	H: 0	LOB: 0	BB: 0	P: 12	R: 0	E: 0	K: 0	S: 9	H: 0	LOB: 0	BB: 0	P: 14	R: 0	E: 0	K: 0	S: 6	H: 0	LOB: 0	BB: 0	P: 11
	R: 1	E: 0	K: 0	S: 7	H: 1	LOB: 0	BB: 0	P: 11	R: 0	E: 0	K: 2	S: 13	H: 1	LOB: 1	BB: 0	P: 18	R: 0	E: 0	K: 0	S: 11	H: 2	LOB: 1	BB: 0	P: 19	R: 4	E: 0	K: 1	S: 20	H: 4	LOB: 0	BB: 0	P: 31	1B: 10	2B: 0	3B: 0	HR: 2	SF: 2	SAC: 0	DP: 0	HBP: 0	WP: 1	PB: 1	SB: 0	CS: 0	PA: 41

PITCHER	IP	WLS	BF	H	R	ER	SO	BB	IBB	HBP	BLK	WP	HR	S	P	ERA	WHIP
62 Jose Quintana, L (1, 1) ERA: 3.97	6.0		26	5	5	4	3	3	0	0	0	0	1	61	103	6.00	1.333
65 Nate Jones, R (7, 1) ERA: 4.5	1.0	H	4	1	0	0	2	0	0	0	0	0	0	13	18	0.00	1.000
26 Jesse Crain, R (8, 1) ERA: 0.5	1.0	H	4	2	0	0	0	0	0	0	0	0	0	11	19	0.00	2.000
43 Addison Reed, R (9, 1) ERA: 4.0	1.0	L	7	4	4	4	1	0	0	0	0	1	1	20	31	36.00	4.000

PITCHER	IP	WLS	BF	H	R	ER	SO	BB	IBB	HBP	BLK	WP	HR	S	P	ERA	WHIP

AB	36
R	9
H	12
RBI	7
BB	3
SO	6
LOB	10

Batter	1	2	3	4	5	6	7	8	9	AB	R	H	RBI	BB	SO	LOB
30 Alejandro De Aza, L (1, 7) OBP: 0.316, SLG: 0.420	C FF 93 X FF 95 0-1 7 1B 10 S 12 SF8 1B		C SI 94 B CH 86 X CH 86 1-1 ① G4-3		C SI 94 F CU 80 F FF 95 B FF 96 X CU 83 1-2 10 1B 7 1B 1B	B SI 94 B SI 94 F SI 94 S CH 88 X CH 90 2-2 1-3 2-H 3-H 44 1B 2B		B FF 90 F FF 89 B CH 83 F FF 89 B CU 77 B FF 90 4-2 10 S 10 2B BB	B SL 78 B SI 92 C FF 92 C SL 80 C SL 80 2-3 ③ K	5	4	3	2	1	1	1
10 Alexei Ramirez, R (1, 6) OBP: 0.307, SLG: 0.346	B SI 94 C SI 95 F CH 88 F FF 96 X CU 79 1-2 ① F7 1-2		X SI 95 0-0 ② G6-3		C SI 94 1 SAFE X SL 88 0-1 7 1B 1-2 1B	C CU 79 F SI 94 F CU 80 X CU 79 0-2 ② G1-3		B FF 92 F FF 91 C FF 91 1 SAFE F CU 76 B FF 90 X SL 84 2-2 1-H 7 3B 2B		5	1	2	1	0	0	3
44 Adam Dunn, L (1, 10) OBP: 0.309, SLG: 0.469	C SI 97 F FF 96 B FF 94 F CU 80 B CH 89 B CU 82 B CH 90 4-2 7 1B BB		C SI 94 C CU 81 X SL 87 0-2 ③ G6-3		B CH 87 2 SAFE B FF 94 F CH 88 F CH 88 C FF 96 2-3 ② K	S CU 75 S CU 76 X CU 76 0-2 22 BB 7 WP 2-H 3-H 1B		F FF 90 C CU 74 B FF 91 B FF 90 S CU 74 2-3 ① K		4	0	1	2	1	2	3
7 Jeff Keppinger, R (1, 3) OBP: 0.269, SLG: 0.298	B FF 95 C FF 95 X SI 95 1-1 1-2 2-3 1B			X FF 93 0-0 ① G6-3	D CU 81 B CH 88 B FF 95 X FF 94 3-0 1-2 2-H 1B	B FF 91 B FF 92 I IN 86 I IN 86 4-0 1-2 22 BB IBB		C CU 74 X FF 90 0-1 2-H 3B		4	0	3	2	1	0	0
12 Conor Gillaspie, L (1, 5) OBP: 0.306, SLG: 0.376 22 Brent Morel, R (6, PH) OBP: 0.300, SLG: 0.222 (7, 5)	B CH 88 X SI 96 1-0 ② SF8 3-H			C FF 94 F CH 85 X SL 88 0-2 20 2B 1B	B CH 88 X CH 88 1-0 ③ G3-1	B CU 75 B FF 92 B FF 91 B FF 93 4-0 1-2 2-3 BB		C CU 75 B CU 75 S FF 91 B FF 91 B CU 78 X SI 91 3-2 ② G6-3		2 1	0 0	1 0	1 0	0 1	0 0	2 1
15 Gordon Beckham, R (1, 4) OBP: 0.345, SLG: 0.394	F FF 96 B SI 94 2 SAFE S CH 89 B FF 97 X CH 90 2-2 ③ G4-3			B FF 94 F FF 94 F SL 87 F SI 93 X CH 87 1-2 ② F9		B FF 90 F FF 90 F FF 90 X FF 90 2-2 38 BB 39 1B 30 2B 1B B FF 90 F CU 78 X SL 88 2-2 ③ F8		B FF 91 C FF 91 S CU 76 B FF 92 B CU 78 F FF 90 F FF 90 X FF 90 3-2 ③ F8		5	1	1	0	0	0	7
20 Jordan Danks, L (1, 8) OBP: 0.222, SLG: 0.250		C SI 94 F FF 94 B FF 95 B CH 87 B SI 95 F SI 95 F SI 95 C FF 96 3-3 ① K		1 SAFE X SI 92 0-0 1-3 2B		F FF 94 F FF 94 C CU 80 0-3 ① K C FF 91 B FF 90 F SL 83 F CU 73 C FF 92 1-3 ① K			F FF 92 C SL 80 S SL 81 0-3 ① K	5	0	1	0	0	4	1
39 Casper Wells, R (1, 9) OBP: 0.238, SLG: 0.205		B FF 96 B FF 95 C FF 95 X FF 96 2-1 ② F9		S SL 88 X CH 90 0-1 ③ G6-3		T SL 88 S FF 95 F FF 95 X SL 88 0-2 38 BB 30 2B 1-2 1B F FF 91 B FF 92 C CU 73 F FF 91 S SL 84 1-3 ② K			B FF 92 B SL 79 B SI 91 B SI 92 4-0 BB	4	1	1	0	1	1	2
38 Hector Gimenez, S (1, 2) OBP: 0.275, SLG: 0.338		C FF 96 X FF 96 0-1 ③ G5-3			B CU 79 X FF 94 1-0 ① F9	S CH 88 B CH 89 B SI 95 B SI 95 F FF 93 F CH 88 F SI 94 F CH 88 F SI 92 4-2 F CH 89 B FF 94 30 2B 44 1B 1-2 2-3 BB	B FF 90 B FF 91 C SL 84 F SL 83 B CU 74 C CU 74 3-3 ③ K		B FF 92 F SI 92 C SL 80 D SL 80 S SL 79 2-3 ② K	4	1	0	0	1	2	1
Inning Stats	R: 1 E: 0 K: 0 S: 15 H: 2 LOB: 2 BB: 1 P: 24	R: 0 E: 0 K: 1 S: 9 H: 0 LOB: 0 BB: 0 P: 14	R: 0 E: 0 K: 0 S: 6 H: 0 LOB: 0 BB: 0 P: 7	R: 0 E: 0 K: 0 S: 11 H: 2 LOB: 2 BB: 0 P: 12	R: 1 E: 0 K: 1 S: 12 H: 3 LOB: 2 BB: 0 P: 20	R: 4 E: 0 K: 1 S: 33 H: 4 LOB: 3 BB: 3 P: 51	R: 0 E: 0 K: 3 S: 11 H: 0 LOB: 0 BB: 0 P: 16	R: 2 E: 0 K: 1 S: 19 H: 2 LOB: 1 BB: 1 P: 33	R: 0 E: 0 K: 3 S: 9 H: 0 LOB: 1 BB: 1 P: 17	1B: 9 2B: 3 3B: 1 HR: 0 SF: 1 SAC: 0 DP: 0 HBP: 0						

PITCHER		IP	WLS	BF	H	R	ER	SO	BB	IBB	HBP	BLK	WP	HR	S	P	ERA	WHIP
59 Carlos Carrasco, R ERA: 8.17	(1, 1)	5.2		29	10	6	6	3	2	0	0	0	0	0	77	109	9.53	2.118
53 Rich Hill, L ERA: 6.75	(6, 1)	1.1	B	7	1	0	0	3	1	1	0	0	1	0	20	35	0.00	1.500
55 Matt Langwell, R ERA: 5.06	(8, 1)	1.0	W	6	2	2	2	1	1	0	0	0	0	0	19	33	18.00	3.000
52 Vinnie Pestano, R ERA: 3.81	(9, 1)	1.0	S	4	0	0	0	3	1	0	0	0	0	0	9	17	0.00	1.000

PITCHER	IP	WLS	BF	H	R	ER	SO	BB	IBB	HBP	BLK	WP	HR	S	P	ERA	WHIP

BOTTOM

Cleveland Indians @ Chicago White Sox

U.S. Cellular Field, Chicago, IL

Fri Jun 28 2013, 10:16 PM - 2:06 AM EDT

Att. 28,628 - Overcast - 70 F

livebaseballscorecards.com

AB	39
R	8
H	13
RBI	8
BB	6
SO	10
LOB	21

WP: 1	PA: 46		
PB: 0			
SB: 2			
CS: 0			

Cleveland Indians @ Chicago White Sox

U.S. Cellular Field, Chicago, IL

Sat Jun 29 2013, 4:12 PM - 7:17 PM EDT

Att. 26,289 - Cloudy - 66 F

TOP

livebaseballscorecards.com

Batter	1	2	3	4	5	6	7	8	9	AB	R	H	RBI	BB	SO	LOB
24 Michael Bourn, L (1, 8) OBP: 0.347, SLG: 0.385	C SI 88 B CH 81 X CH 80 1-1 G4-3 ①		B SI 88 C CH 83 X CH 81 1-1 L7 ③			S CH 79 B CU 68 B CH 79 B SL 82 B SI 87 4-1 22 HR BB		B FF 95 C SL 84 X CH 84 1-1 L8 ①		3	1	0	0	1	0	0
13 Asdrúbal Cabrera, S (1, 6) OBP: 0.324, SLG: 0.450	C SI 88 C CU 69 B FF 90 F CH 80 B CU 71 F CH 83 X SI 91 2-2 F7 ②			S CU 68 B CH 79 F CH 80 B CU 68 F SI 87 B CH 83 X CH 81 3-2 HR		1 SAFE C SL 80 X SI 86 0-1 F8 ①		S CU 72 S CU 73 B CU 73 X SL 86 1-2 22 1B 33 1B 1B		4	2	2	1	0	0	1
22 Jason Kipnis, L (1, 4) OBP: 0.384, SLG: 0.533	B SI 89 C SL 84 B CU 72 F CH 82 B SI 91 F SI 90 F SL 84 F CH 82 B FF 88 4-2 33 S BB			C CU 68 B CU 67 F SL 83 B SL 82 X CH 79 2-2 F8 ①		X SL 79 0-0 1-H HR		B FF 94 B CU 71 X FF 95 2-0 23 L4-6 33 1B 1-2 1B		3	1	2	2	1	0	0
33 Nick Swisher, S (1, 3) OBP: 0.340, SLG: 0.398	B CH 81 S SL 82 C CU 69 X SL 83 1-2 L7 ③ 1-2			B FF 89 C SI 86 B SI 87 B FF 87 S SL 82 B CH 83 4-2 23 G4-6-3 BB		S SL 81 B CU 69 S SL 84 B SL 80 X CH 80 2-2 G3 ②		C CU 72 F SL 84 X CU 74 0-2 1-2 2-H 1B		3	0	1	1	1	0	1
23 Michael Brantley, L (1, 7) OBP: 0.320, SLG: 0.371		B SI 87 C SL 82 F CH 79 B CU 71 F FF 88 X CH 81 2-2 25 G3-6-3 1B		B SL 82 X SI 89 1-0 G4-6-3 ②③ 1-2f		F SL 83 F CU 70 F FF 89 B SL 80 B CH 80 X SI 90 2-2 41 S 1B		F FF 96 B FF 95 2 SAFE C SL 85 B CH 84 X SL 84 2-2 L4-6 ②③ 2-2		4	0	2	0	0	0	3
41 Carlos Santana, S (1, 2) OBP: 0.380, SLG: 0.462		1 SAFE 1 SAFE C FF 88 B SL 82 B CU 69 B CH 82 1 SAFE F SI 88 F SL 84 3-2 X CH 82 F9 ①			B CU 68 F SI 87 B CH 80 C CH 79 X FF 90 2-2 25 G6-3 2B	B CU 70 B SL 83 X CH 79 2-0 F9 ③ 1-2			B SL 89 F SL 89 C SL 88 F SI 99 F SL 89 B SI 99 F SI 99 X SL 90 2-2 G6-3 ①	4	0	1	0	0	0	2
25 Jason Giambi, L (1, 10) OBP: 0.314, SLG: 0.426 12 Mark Reynolds, R (7, PH) OBP: 0.325, SLG: 0.428 (7, 10)		1 SAFE 1 SAFE D SL 82 C CH 81 1 SAFE C SL 81 X SI 89 1-2 G3-6-3 ②③ 1-2f			S SL 81 F SL 83 B CH 79 X SL 82 1-2 G6-3 ① 2-3		S SL 82 B SL 84 S SL 82 B SL 83 X SL 83 2-2 G5-3 ①		S SL 89 S SL 89 B SL 90 X SL 89 1-2 4 G6-4-3 1B	2 2	0 0	0 1	0 0	0 0	0 0	2 0
8 Lonnie Chisenhall, L (1, 5) OBP: 0.271, SLG: 0.394 4 Mike Aviles, R (7, PH) OBP: 0.293, SLG: 0.389 (7, 5)			C CU 67 C SL 84 B SI 89 F SI 88 S CH 81 1-3 K ①		B SL 82 B CU 70 S SL 82 S SL 81 S SL 81 2-3 K ②		C FF 96 F SL 83 B SL 81 X FF 96 1-2 G6-3 ②		C SI 98 B SL 89 C SI 98 F SI 100 X SL 88 1-2 G6-4-3 ②③ 1-2f	2 2	0 0	0 0	0 0	0 0	2 0	1 1
11 Drew Stubbs, R (1, 9) OBP: 0.293, SLG: 0.377			S FF 89 C CU 69 B FF 89 F SL 83 B FF 87 S CH 79 2-3 K ②		X SL 82 0-0 G6-3 ③		B SL 82 C FF 96 C FF 96 B SL 83 S FF 95 2-3 K ③			3	0	0	0	0	2	1

Inning Stats	1	2	3	4	5	6	7	8	9
	R: 0 E: 0 K: 0 S: 15	H: 0 LOB: 1 BB: 1 P: 23	R: 0 E: 0 K: 0 S: 11	H: 1 LOB: 0 BB: 0 P: 17	R: 0 E: 0 K: 2 S: 10	H: 0 LOB: 0 BB: 0 P: 14	R: 1 E: 0 K: 0 S: 10	H: 1 LOB: 0 BB: 1 P: 20	R: 0 E: 0 K: 1 S: 10	H: 1 LOB: 1 BB: 0 P: 15	R: 2 E: 0 K: 0 S: 12	H: 2 LOB: 1 BB: 1 P: 22	R: 0 E: 0 K: 1 S: 9	H: 0 LOB: 0 BB: 0 P: 14	R: 1 E: 0 K: 0 S: 12	H: 3 LOB: 1 BB: 0 P: 18	R: 0 E: 0 K: 0 S: 13	H: 1 LOB: 0 BB: 0 P: 17

| | | |

Batter	1	2	3	4	5	6	7	8	9	AB	R	H	RBI	BB	SO	LOB
30 Alejandro De Aza, L (1, 8) OBP: 0.314, SLG: 0.417 38 Hector Gimenez, S (9, 2) OBP: 0.275, SLG: 0.338	C FS 86 B SI 90 F SL 84 S FF 92 1-3 ① K	X SL 88 0-0 ② P5		L FS 81 F SI 93 B FF 93 B SL 84 S FS 84 2-3 ③ K		B SI 89 C SI 90 C CH 79 B CU 82 F SI 90 X CU 82 2-2 1B		X SI 88 0-0 ② G3-1		5 0	0 0	1 0	0 0	0 0	2 0	2 0
10 Alexei Ramirez, R (1, 6) OBP: 0.306, SLG: 0.344	B FF 90 F FF 89 B SI 92 X SL 83 2-1 51 BB 1B	C SI 95 C FF 91 B FF 91 S FF 94 1-3 ③ K			X FF 88 0-0 ① F9	1 SAFE B SI 90 X SI 89 1-0 ① F9		C FF 90 M SL 83 X FF 91 0-2 ③ G1-3		5	0	1	0	0	1	3
51 Alex Rios, R (1, 9) OBP: 0.331, SLG: 0.450	B FF 92 C SI 92 B SI 93 B SL 85 B SI 91 4-1 **1-2** BB		C SI 90 X FS 84 0-1 ① F9		C FS 87 X FS 85 0-1 44 G4-3 44 S 12 1B 1B	B SI 90 1 SAFE F SI 91 X SI 91 1-1 ② P3			B FF 92 F FF 92 S SL 82 X SL 82 1-2 ① G4-3	4	1	1	0	1	0	1
44 Adam Dunn, L (1, 10) OBP: 0.304, SLG: 0.460	D FS 85 S FS 85 F SL 85 C FF 95 1-3 ② K		C FS 83 B FF 89 B SL 84 F SI 90 C CU 78 2-3 ② K		B SI 91 B FS 82 X SL 84 2-0 ② G4-3 **1-3**	1 SAFE S SI 90 1 SAFE S SI 91 B SI 91 S CU 82 1-3 ③ K			B FF 92 B FF 93 C FF 92 X FF 92 2-1 ② L7	5	0	0	0	0	3	4
7 Jeff Keppinger, R (1, 3) OBP: 0.272, SLG: 0.297	C SL 86 F SI 93 B FF 95 C SI 95 1-3 ③ K		B FS 84 X SI 93 1-0 12 BB 1B		D CU 77 D FS 85 B SL 86 C SL 84 B FS 86 4-1 12 1B 24 1B BB		B SI 87 X SI 90 1-0 ① F8		C SL 82 B FF 92 X SI 92 2-0 ③ F7	4	1	1	0	1	1	2
12 Conor Gillaspie, L (1, 5) OBP: 0.314, SLG: 0.380		B FF 89 B FS 80 F SI 90 X SI 90 2-1 15 FC6-4 24 1B 21 2B 1B	B SL 86 B SL 85 B SI 92 B SI 89 4-0 **1-2** BB		C FS 85 D FS 86 X FF 92 1-1 24 1B **1-2** **3-H** 1B		C CU 81 B FF 89 F SI 91 B CH 79 B CU 82 F SI 90 X SI 92 3-2 ② L4			3	1	2	1	1	0	0
24 Dayan Viciedo, R (1, 7) OBP: 0.271, SLG: 0.377		F FS 84 C SI 93 F FF 93 F FF 92 B FF 94 D FS 84 B SL 87 X SL 85 3-2 15 FC6-4 **1-2** 1B	B FF 94 B SL 85 X SL 84 2-0 ③ G5-3		D SL 87 B SI 94 S CU 78 B SI 94 C SL 80 X FS 85 3-2 15 BB **1-3** **2-H** 1B		X FF 88 0-0 2B			4	0	3	1	0	0	2
15 Gordon Beckham, R (1, 4) OBP: 0.351, SLG: 0.393		C SI 94 B SI 92 S FF 87 F SI 95 F SL 87 X FS 86 1-2 ① FC6-4 21 2B **1-2f** **2-3**		X SI 89 0-0 ① 1B	B SL 87 B SI 90 B SL 84 F FF 90 1 SAFE B FC 89 4-1 **1-2** BB		D CU 82 F CU 82 C SI 91 D CU 83 X CU 84 2-2 ③ F8			3	0	1	0	1	0	3
21 Tyler Flowers, R (1, 2) OBP: 0.271, SLG: 0.392 20 Jordan Danks, L (8, PH) OBP: 0.216, SLG: 0.242 (9, 8)		B SL 87 1 SAFE C SL 87 S FF 92 B FF 94 1 SAFE X FS 85 2-2 **1-3** **3-H** 2B		F FF 90 B SL 85 B SL 84 C SI 91 B FF 93 F SI 92 F FF 93 S FF 93 3-3 ② K	S SL 87 C FF 90 B SI 95 F FC 93 B FF 94 F SL 80 B FF 93 C SL 84 3-3 ③ K			B SL 82 B FF 89 S SL 82 C SL 82 B FF 91 X SL 82 3-2 ① G3		3 1	0 0	1 0	1 0	0 0	2 0	3 0
Inning Stats	R: 0 E: 0 K: 3 S: 12 H: 1 LOB: 2 BB: 1 P: 21	R: 1 E: 0 K: 1 S: 19 H: 3 LOB: 2 BB: 0 P: 28	R: 0 E: 0 K: 1 S: 7 H: 1 LOB: 2 BB: 1 P: 16	R: 0 E: 0 K: 2 S: 9 H: 1 LOB: 0 BB: 0 P: 14	R: 2 E: 0 K: 1 S: 16 H: 3 LOB: 3 BB: 2 P: 33	R: 0 E: 0 K: 1 S: 10 H: 1 LOB: 1 BB: 0 P: 15	R: 0 E: 0 K: 0 S: 9 H: 1 LOB: 1 BB: 0 P: 15	R: 0 E: 0 K: 0 S: 7 H: 0 LOB: 0 BB: 0 P: 10	R: 0 E: 0 K: 0 S: 6 H: 0 LOB: 0 BB: 0 P: 11	1B: 9 2B: 2 3B: 0 HR: 0	SF: 0 SAC: 0 DP: 0 HBP: 0			WP: 0 PB: 0 SB: 1 CS: 0	PA: 41		

PITCHER	IP	WLS	BF	H	R	ER	SO	BB	IBB	HBP	BLK	WP	HR	S	P	ERA	WHIP
30 Ubaldo Jiménez, R (1, 1) ERA: 4.63	5.0		27	9	3	3	8	4	0	0	0	0	0	63	112	5.40	2.600
57 Joe Martinez, R (6, 1) ERA:	2.0	W	8	2	0	0	1	0	0	0	0	0	0	19	30	0.00	1.000
38 Joe Smith, R (8, 1) ERA: 2.08	1.0	H	3	0	0	0	0	0	0	0	0	0	0	7	10	0.00	0.000
54 Chris Perez, R (9, 1) ERA: 3.86	1.0	S	3	0	0	0	0	0	0	0	0	0	0	6	11	0.00	0.000

PITCHER	IP	WLS	BF	H	R	ER	SO	BB	IBB	HBP	BLK	WP	HR	S	P	ERA	WHIP

BOTTOM

Cleveland Indians @ Chicago White Sox

U.S. Cellular Field, Chicago, IL

Sat Jun 29 2013, 4:12 PM - 7:17 PM EDT

Att. 26,289 - Cloudy - 66 F

livebaseballscorecards.com

AB	37
R	3
H	11
RBI	3
BB	4
SO	9
LOB	20

Cleveland Indians @ Chicago White Sox

U.S. Cellular Field, Chicago, IL

Sun Jun 30 2013, 2:11 PM - 4:39 PM EDT

Att. 27,037 - Partly Cloudy - 69 F

livebaseballscorecards.com

TOP

Batter	1	2	3	4	5	6	7	8	9	AB	R	H	RBI	BB	SO	LOB
11 Drew Stubbs, R (1, 8) OBP: 0.295, SLG: 0.381	C SI 94 S CH 84 F SI 95 S SI 96 0-3 ① K			C SL 79 X CH 83 0-1 13 G5-3 9 2B 1B	S SI 93 S SI 94 T SI 94 0-2 ② K		C CH 81 S SI 95 S SI 96 0-3 ③ K		X SL 87 0-0 1-3 3-H 2B	5	1	2	1	0	3	2
4 Mike Aviles, R (1, 4) OBP: 0.286, SLG: 0.379	C SI 96 B SI 97 X CH 87 1-1 ② G3-1			1 SAFE C SI 95 1 SAFE B CH 84 X CH 83 1-1 ① L4	C CH 81 C SL 74 F CH 81 B SI 93 X SI 93 1-2 ③ F9			B SI 92 X CH 81 1-0 ① P3	X SI 98 0-0 ③ G2-3	5	0	0	0	0	0	4
13 Asdrúbal Cabrera, S (1, 6) OBP: 0.322, SLG: 0.451	S SI 95 F SI 97 S SL 81 0-3 ③ K			1 SAFE C CH 83 X SI 93 0-1 ② G5-3 1-2		S SL 75 B SI 93 S SI 92 X SL 77 1-2 ① G6-3		B SI 92 B SI 93 F SI 93 F SI 92 B SL 78 X SI 93 3-2 9 WP 2B		4	0	1	0	0	1	1
9 Ryan Raburn, R (1, 9) OBP: 0.354, SLG: 0.525		C SI 95 F SI 95 B SI 96 B SL 81 B SI 97 F CH 86 T CH 85 3-2 ① K		C SL 77 X SI 95 0-1 41 1B 2-H 2B		C SL 73 B CH 79 B SL 76 S CH 80 B SL 74 B CH 80 4-2 41 F8 41 WP BB		F CH 81 C CH 82 B SL 76 F SL 79 B SL 79 B SI 94 S SL 74 3-3 ② K 2-3		3	1	1	1	1	2	1
41 Carlos Santana, S (1, 10) OBP: 0.378, SLG: 0.458		B SL 79 X SI 96 1-0 ② P4		C SI 96 X SI 96 0-1 2-H 1B		1 SAFE B SI 92 C CH 80 B CH 80 B SL 75 X SI 93 3-1 ② F8 1-3		B CH 82 B CH 85 B SI 94 C SI 92 C CH 83 X SI 94 3-2 ③ F9		4	0	1	1	0	0	2
12 Mark Reynolds, R (1, 3) OBP: 0.321, SLG: 0.422		C SL 78 B SL 78 F SL 79 S SI 96 1-3 ③ K		C SL 79 B SI 96 B SL 77 C CH 84 X CH 84 2-2 ③ P2		F SI 94 X CH 82 0-1 ③ P4			C SL 85 B SI 94 S SL 86 X SL 86 1-2 ① L7	4	0	0	0	0	1	2
23 Michael Brantley, L (1, 7) OBP: 0.323, SLG: 0.373			B SL 78 B SI 95 F SI 97 T SI 93 B SL 81 C SL 82 3-3 ① K		B SI 94 X SI 94 1-0 10 2B 8 G4-3 1B		C SL 78 C SL 78 C SL 79 0-3 ① K		B SL 86 F SI 95 C SL 88 B CH 89 F SL 87 F SI 92 F SL 85 F SI 95 X SI 94 2-2 10 1B 11 2B 1B	4	2	2	0	0	2	0
10 Yan Gomes, R (1, 2) OBP: 0.312, SLG: 0.526			C SI 96 S SI 96 B SL 82 X SI 96 1-2 ② F9		1 SAFE C CH 81 F CH 78 B SL 78 B CH 80 1 SAFE X SI 94 2-2 8 G4-3 1-3 2B		B SI 95 B CH 83 X CH 84 2-0 1B		1 SAFE X SI 93 0-0 11 2B 1-3 1B	4	0	3	0	0	0	0
8 Lonnie Chisenhall, L (1, 5) OBP: 0.263, SLG: 0.382			B SI 93 B SI 95 C SI 97 B SI 97 X SI 95 3-1 ③ L8		B SL 77 B SI 92 X SI 93 2-0 ① G4-3 2-3 3-H		F SI 95 S SL 79 B SL 78 C SL 76 1-3 ② K		B FF 94 F SI 94 F SL 81 T FF 95 1-2 ② K	4	0	0	1	0	2	4
Inning Stats	R: 0 E: 0 K: 2 S: 9 H: 0 LOB: 0 BB: 0 P: 10	R: 0 E: 0 K: 2 S: 8 H: 0 LOB: 0 BB: 0 P: 13	R: 0 E: 0 K: 1 S: 8 H: 0 LOB: 0 BB: 0 P: 15	R: 2 E: 0 K: 0 S: 13 H: 3 LOB: 1 BB: 0 P: 16	R: 1 E: 0 K: 1 S: 12 H: 2 LOB: 1 BB: 0 P: 18	R: 0 E: 0 K: 0 S: 9 H: 0 LOB: 1 BB: 1 P: 17	R: 0 E: 0 K: 3 S: 10 H: 1 LOB: 1 BB: 0 P: 13	R: 0 E: 0 K: 1 S: 11 H: 1 LOB: 1 BB: 0 P: 21	R: 1 E: 0 K: 1 S: 16 H: 3 LOB: 2 BB: 0 P: 20	1B: 6 2B: 4 3B: 0 HR: 0 SF: 0 SAC: 0 DP: 0 HBP: 0					WP: 2 PB: 0 SB: 0 CS: 0	PA: 38	

	AB	37
	R	4
	H	10
	RBI	4
	BB	1
	SO	11
	LOB	16

PITCHER		IP	WLS	BF	H	R	ER	SO	BB	IBB	HBP	BLK	WP	HR	S	P	ERA	WHIP
49 Chris Sale, L ERA: 2.79	(1, 1)	8.0	L	32	7	3	3	10	1	0	0	0	2	0	80	123	3.38	1.000
27 Matt Lindstrom, R ERA: 2.78	(9, 1)	0.1		3	2	1	1	0	0	0	0	0	0	0	11	14	27.00	6.000
37 Matt Thornton, L ERA: 3.16	(9, 1)	0.1		1	0	0	0	1	0	0	0	0	0	0	3	4	0.00	0.000
65 Nate Jones, R ERA: 4.35	(9, 1)	0.1		2	1	0	0	0	0	0	0	0	0	0	2	2	0.00	3.000

PITCHER		IP	WLS	BF	H	R	ER	SO	BB	IBB	HBP	BLK	WP	HR	S	P	ERA	WHIP

BOTTOM

Cleveland Indians @ Chicago White Sox

U.S. Cellular Field, Chicago, IL

Sun Jun 30 2013, 2:11 PM - 4:39 PM EDT

Att. 27,037 - Partly Cloudy - 69 F

livebaseballscorecards.com

Batter	1	2	3	4	5	6	7	8	9	AB	R	H	RBI	BB	SO	LOB
30 Alejandro De Aza, L (1, 7) OBP: 0.319, SLG: 0.419	B FF 91 B FF 94 C SI 87 X SI 88 2-1 ① G4-3			B SI 91 B SI 90 B FF 93 C FF 89 F SI 87 X SI 89 3-2 10 F7 1B			C SI 90 B SL 85 B SL 81 B SI 90 C FF 91 B SI 88 4-2 51 G5-4-3 10 1B BB		C FF 91 B SI 92 C SL 83 F SI 92 X FF 96 1-2 10 HBP 1B	3	0	2	0	1	0	0
10 Alexei Ramirez, R (1, 6) OBP: 0.308, SLG: 0.344	B FF 94 F SI 92 F SL 84 F SI 94 X SL 87 1-2 ② G4-3			C FF 92 B SL 84 1 SAFE B SL 86 X SI 89 2-1 ①② F7 1-2			1 SAFE X SI 90 0-0 51 G5-4-3 1-2 1B		B SL 80 B SI 88 H FF 93 3-0 1-2 HBP	3	0	1	0	0	0	1
51 Alex Rios, R (1, 9) OBP: 0.327, SLG: 0.444	S FF 95 X SI 94 0-1 ③ G6-3			C SI 92 S SI 93 S SL 86 0-3 ③ K			B SL 82 B SI 90 S SI 90 B FF 93 X CH 85 3-1 ①② G5-4-3 1-2f 2-3		B SI 88 C FF 93 F SI 88 B SL 85 C SI 91 2-3 ③ K	4	0	0	0	0	2	4
44 Adam Dunn, L (1, 3) OBP: 0.304, SLG: 0.459		B SI 94 X SI 92 1-0 12 G4-6-3 1B			C FF 91 X SL 84 0-1 ① G3		B FF 93 S SL 86 B FF 95 C SL 88 B SL 86 F SL 85 F SI 95 S SL 85 3-3 ③ K			3	0	1	0	0	1	1
7 Jeff Keppinger, R (1, 10) OBP: 0.273, SLG: 0.298		B SI 89 F SI 91 S SL 86 X SL 86 1-2 ① F8			C FF 93 C SL 83 F SL 85 F SI 92 F FF 95 B SL 86 X SL 85 1-2 ② L6			X SI 88 0-0 15 G6-4-3 1B		3	0	1	0	0	0	1
12 Conor Gillaspie, L (1, 5) OBP: 0.310, SLG: 0.374		B FF 95 B FF 95 X SI 90 2-0 ②③ G4-6-3 1-2f			X SI 92 0-0 ③ G3			C SL 83 F SI 91 B FF 95 B SL 84 C SL 84 2-3 ① K		3	0	0	0	0	1	2
15 Gordon Beckham, R (1, 4) OBP: 0.342, SLG: 0.382			C FF 93 S SI 92 F FF 92 F SL 84 S SL 85 0-3 ① K			B SI 88 X SI 88 1-0 ① F8		C SL 83 B SI 90 X SI 91 1-1 ②③ G6-4-3 1-2f		3	0	0	0	0	1	1
20 Jordan Danks, L (1, 8) OBP: 0.225, SLG: 0.250			F SI 91 B SI 93 B SL 82 X SI 91 2-1 ② G3-1			X FF 92 0-0 21 G5-4-3 1B			B SI 88 C SL 80 C SI 90 C SI 86 1-3 ① K	3	0	1	0	0	1	0
21 Tyler Flowers, R (1, 2) OBP: 0.268, SLG: 0.386			C SI 91 F SL 84 F CH 81 B SL 86 S SL 84 1-3 ③ K			B SL 80 X SI 91 1-0 ②③ G5-4-3 1-2f			B SI 89 C SL 80 F SL 83 S SL 85 1-3 ② K	3	0	0	0	0	2	1
Inning Stats	R: 0 E: 0 K: 0 S: 8 H: 0 LOB: 0 BB: 0 P: 11	R: 0 E: 0 K: 0 S: 5 H: 1 LOB: 0 BB: 0 P: 9	R: 0 E: 0 K: 2 S: 11 H: 0 LOB: 0 BB: 0 P: 14	R: 0 E: 0 K: 1 S: 8 H: 1 LOB: 0 BB: 0 P: 13	R: 0 E: 0 K: 0 S: 9 H: 0 LOB: 0 BB: 0 P: 10	R: 0 E: 0 K: 0 S: 3 H: 1 LOB: 0 BB: 0 P: 5	R: 0 E: 0 K: 1 S: 10 H: 1 LOB: 1 BB: 1 P: 20	R: 0 E: 0 K: 1 S: 6 H: 1 LOB: 0 BB: 0 P: 9	R: 0 E: 0 K: 3 S: 13 H: 1 LOB: 2 BB: 0 P: 21	1B: 6 2B: 0 3B: 0 HR: 0 SF: 0 SAC: 0 DP: 4 HBP: 1						

	AB	28
	R	0
	H	6
	RBI	0
	BB	1
	SO	8
	LOB	11

PITCHER	IP	WLS	BF	H	R	ER	SO	BB	IBB	HBP	BLK	WP	HR	S	P	ERA	WHIP
63 Justin Masterson, R (1, 1) ERA: 3.48	9.0	W	30	6	0	0	8	1	0	1	0	0	0	73	112	0.00	0.778

PITCHER	IP	WLS	BF	H	R	ER	SO	BB	IBB	HBP	BLK	WP	HR	S	P	ERA	WHIP

WP: 0 PA: 30
PB: 0
SB: 0
CS: 0

Batter	1	2	3	4	5	6	7	8	9	AB	R	H	RBI	BB	SO	LOB
23 Michael Brantley, L (1, 7) OBP: 0.327, SLG: 0.373	C SI 89 B SI 91 B SI 90 B SI 92 B SI 92 4-1 33 1B 22 1B 41 BB BB	C SI 93 B CH 85 B SI 94 X SI 93 2-1 ③ G3		B SI 93 B SI 93 F SI 93 B SI 92 D SI 92 4-1 13 1B 1-2 2-3 BB		B FF 96 B FC 91 F FF 96 C FC 91 S FC 91 2-3 ③ K		C SI 83 F SL 80 F EP 68 X SL 80 0-2 13 G5-4-3 1B		3	1	1	0	2	1	0
13 Asdrúbal Cabrera, S (1, 6) OBP: 0.324, SLG: 0.447	F SI 92 F SI 92 X SL 82 0-2 ① P4		B SI 90 B SI 91 F SI 91 X SI 92 2-1 ① L6	F SI 92 X CH 85 0-1 22 G5-4-3 1-3 2-H 3-H 1B			B FF 94 C CH 84 B CU 76 B FF 93 F FF 92 F FF 94 B CH 84 4-2 33 BB 22 BB 41 SF8 BB	X SL 80 0-0 ②③ G5-4-3 1-2f		4	1	1	2	1	0	2
22 Jason Kipnis, L (1, 4) OBP: 0.385, SLG: 0.529	1 SAFE B SI 91 B SI 92 C SI 92 X SI 92 2-1 41 BB 33 1B 12 HBP 1-2 1B		C SI 92 F CH 84 B FF 93 S SL 84 1-3 ② K	B SI 93 S SL 84 B SI 92 X SI 92 2-1 ②③ G5-4-3 1-2f			B FF 94 B CH 84 B FF 94 B FF 94 4-0 41 SF8 33 BB 25 2B 1-2 BB		C SI 83 B SL 82 S SL 82 B EP 68 F SL 81 F SI 84 B SI 87 S SI 84 3-3 ① K	4	2	1	0	1	2	2
33 Nick Swisher, S (1, 9) OBP: 0.348, SLG: 0.408 (7, 3)	F SI 91 X SL 84 0-1 12 HBP 41 BB 1-2 2-3 1B		F SL 80 C SI 92 F SI 93 B SL 84 B CH 84 X SI 93 2-2 2B		X SI 94 0-0 ① F7		B SI 94 C SI 94 B SL 83 B SI 93 B SI 93 4-1 25 2B 1-2 2-3 BB		C SL 84 C CH 77 F FF 88 X CU 74 0-2 41 G5-4-3 1B	4	0	3	0	1	0	0
41 Carlos Santana, S (1, 2) OBP: 0.382, SLG: 0.457	F SI 93 C SL 83 B FF 93 D SL 84 F FF 94 D SL 85 D SL 84 4-2 12 HBP 1-2 2-3 3-H BB		C SI 92 B SL 84 B SL 84 S CH 85 D SL 83 F FF 94 F FF 94 D SL 84 4-2 BB		C FF 95 B FC 89 B KC 79 B FC 90 B SI 95 4-1 BB		B SI 94 B SI 93 C SI 94 X SI 93 2-1 ① SF8 2-3 3-H		X SL 82 0-0 ②③ G5-4-3 1-2f	1	0	0	2	3	0	1
12 Mark Reynolds, R (1, 3) OBP: 0.320, SLG: 0.417 9 Ryan Raburn, R (7, 9) OBP: 0.354, SLG: 0.525	F SI 93 H SI 92 1-1 25 G4-6-3 1-2 2-3 3-H HBP		B SL 83 X SI 91 1-0 ③ G6-3		F FF 95 S FC 89 F FC 90 S FC 89 0-3 ② K		S SL 88 D SL 87 F SL 88 S FF 96 1-3 ② K			3	0	0	1	0	2	5
										0	0	0	0	0	0	0
25 Jason Giambi, L (1, 10) OBP: 0.320, SLG: 0.438	B SI 91 D CH 85 X SI 92 2-0 ②③ G4-6-3 1-2f			F SI 90 B SI 91 S SI 91 B SL 83 F SI 92 X SI 92 2-2 23 BB 8 1B 13 1B 1B	B SI 94 B FF 96 C FF 95 F SI 95 F FC 89 D KC 81 S FC 90 3-3 ③ K		F SI 94 X SL 87 0-1 1-3 3-H 2B			4	1	2	1	0	1	4
8 Lonnie Chisenhall, L (1, 5) OBP: 0.262, SLG: 0.378		B SI 90 B SI 91 B FF 92 C FF 92 X FF 93 3-1 ① G1-3	F SL 82 X SI 92 0-1 23 BB 13 1B 1-2 1B		X FF 94 0-0 ① F8	C SL 85 S SI 95 X SL 84 0-2 ③ G6-3				4	1	1	0	0	0	2
11 Drew Stubbs, R (1, 8) OBP: 0.291, SLG: 0.375		B FF 92 C SI 92 F SI 92 C SL 84 1-3 ② K	F SI 91 L SI 92 B SL 85 X SL 84 1-2 ① F8		C FF 95 S KC 80 S FF 96 0-3 ② K			S SI 82 F SI 84 B SI 84 B EP 71 F SI 84 T SI 85 2-2 ① K		4	0	0	0	0	3	2
Inning Stats	R: 2 E: 0 K: 0 S: 13 H: 2 LOB: 2 BB: 2 P: 26	R: 0 E: 0 K: 1 S: 7 H: 0 LOB: 0 BB: 0 P: 13	R: 0 E: 0 K: 1 S: 14 H: 1 LOB: 2 BB: 1 P: 24	R: 2 E: 0 K: 0 S: 14 H: 3 LOB: 1 BB: 1 P: 23	R: 0 E: 0 K: 2 S: 10 H: 0 LOB: 1 BB: 1 P: 17	R: 0 E: 0 K: 2 S: 7 H: 0 LOB: 0 BB: 0 P: 9	R: 2 E: 0 K: 1 S: 14 H: 1 LOB: 2 BB: 3 P: 29	R: 0 E: 0 K: 1 S: 9 H: 1 LOB: 0 BB: 0 P: 11	R: 0 E: 0 K: 1 S: 10 H: 1 LOB: 0 BB: 0 P: 13	1B: 7 2B: 2 3B: 0 HR: 0 SF: 1 SAC: 0 DP: 4 HBP: 1						

TOP

Cleveland Indians @ Kansas City Royals

Kauffman Stadium, Kansas City, MO

Tue Jul 02 2013, 7:11 PM - 10:19 PM CDT

Att. 15,623 - Partly Cloudy - 82 F

livebaseballscorecards.com

AB	31
R	6
H	9
RBI	6
BB	8
SO	9
LOB	18

WP: 0 PB: 0 SB: 0 CS: 0 PA: 41

PITCHER		IP	WLS	BF	H	R	ER	SO	BB	IBB	HBP	BLK	WP	HR	S	P	ERA	WHIP
39 Luis Mendoza, R ERA: 4.41	(1, 1)	4.0		21	6	4	4	2	4	0	1	0	0	0	48	86	9.00	2.500
44 Luke Hochevar, R ERA: 2.23	(5, 1)	2.0		7	0	0	0	4	1	0	0	0	0	0	17	26	0.00	0.500
55 Tim Collins, L ERA: 4.03	(7, 1)	0.0	L	2	0	2	2	0	2	0	0	0	0	0	3	11	∞	∞
43 Aaron Crow, R ERA: 3.55	(7, 1)	1.0		5	1	0	0	1	1	0	0	0	0	0	11	18	0.00	2.000
52 Bruce Chen, L ERA: 2.08	(8, 1)	2.0		6	2	0	0	2	0	0	0	0	0	0	19	24	0.00	1.000

PITCHER	IP	WLS	BF	H	R	ER	SO	BB	IBB	HBP	BLK	WP	HR	S	P	ERA	WHIP

BOTTOM

Cleveland Indians @ Kansas City Royals

Kauffman Stadium, Kansas City, MO

Tue Jul 02 2013, 7:11 PM - 10:19 PM CDT

Att. 15,623 - Partly Cloudy - 82 F

livebaseballscorecards.com

Batter	1	2	3	4	5	6	7	8	9	AB	R	H	RBI	BB	SO	LOB
4 Alex Gordon, L (1, 7) OBP: 0.349, SLG: 0.421	C SI 91 C SI 92 F CU 84 F SI 94 X SI 95 0-2 F7 ①		C CU 83 B SI 95 F SI 94 F SL 92 B SI 95 B CU 82 H SI 95 4-2 HBP		B CU 80 B SI 93 B SI 92 X SI 93 3-0 1-H 2-H 3-H HR		C SL 80 F SL 82 S FF 92 0-3 K ②		1 SAFE X FF 91 0-0 35 FC6-4 1-2 1B	4	1	2	4	0	1	0
2 Alcides Escobar, R (1, 6) OBP: 0.280, SLG: 0.328	C SI 94 B SI 94 S SI 94 B SI 96 F SI 95 B CU 85 S SI 94 3-3 K ②		B SI 93 S SI 93 X SI 94 1-1 F8 ③		C SL 92 S CU 83 F SI 95 B CU 84 X SI 95 1-2 G3 ②		C FF 90 B SL 82 S SI 90 F SL 82 B SI 90 B FF 91 X FF 91 3-2 P4 ③		C SL 81 C SL 80 S FF 92 0-3 K ②	5	0	0	0	0	2	3
35 Eric Hosmer, L (1, 3) OBP: 0.328, SLG: 0.408	X SI 95 0-0 G4-3 ③			B SI 92 B CH 84 X SI 94 2-0 G4-3 ①	X SI 94 0-0 F7 ③			C FF 91 B SL 80 X SL 80 1-1 16 2B 1B	C SL 80 B FF 91 B SL 79 F SL 81 X FF 91 2-2 FC6-4 ③ 1-2f	5	1	1	0	0	0	2
16 Billy Butler, R (1, 10) OBP: 0.385, SLG: 0.410 23 Elliot Johnson, S (8, PR) OBP: 0.248, SLG: 0.297 (9, 10)		C SI 94 C CU 84 B SI 94 T SI 94 1-2 K ①		C CU 82 B SI 94 F SI 94 S SI 96 1-3 K ②		C SI 94 B SI 95 T CU 84 B SL 89 X SL 92 2-2 F9 ①		F FF 92 C SL 80 F SL 80 X SI 92 0-2 13 G3 1-H 2B		4 0	0 0	1 0	1 0	0 0	2 0	0 0
13 Salvador Perez, R (1, 2) OBP: 0.327, SLG: 0.422		X SL 91 0-0 2B		B SI 95 F SI 95 F SL 85 B CU 83 B SI 95 X SL 89 3-2 P3 ③		B CU 84 B SI 94 B CU 83 B SI 94 4-0 8 BB BB		C SL 80 X FF 92 0-1 G3 ① 2-3		3	0	1	0	1	0	1
8 Mike Moustakas, L (1, 5) OBP: 0.279, SLG: 0.326		B SI 93 B SI 92 C CH 84 X SI 94 2-1 G5-3 ②			C CH 84 X SI 93 0-1 9 BB 7 1B 4 HR 1B	B FF 93 B FF 92 B FF 94 B FF 94 4-0 1-2 BB		D SL 80 B FF 92 B SL 80 B FF 91 4-0 7 G4-6-3 BB		2	1	1	0	2	0	1
7 David Lough, L (1, 9) OBP: 0.333, SLG: 0.464		B SI 92 X SI 92 1-0 G1-3 ③			C SI 92 B SI 93 C CU 81 X SI 94 1-2 9 BB 4 HR 1-2 1B	C FF 94 C FF 93 F SL 84 B SL 82 S FF 94 1-3 K ②		F SL 80 B FF 91 S SL 81 F SL 81 X SL 81 1-2 G4-6-3 ②③ 1-2f		4	1	1	0	0	1	6
9 Johnny Giavotella, R (1, 4) OBP: 0.500, SLG: 0.571			B SI 93 C SI 93 X SI 93 1-1 G5-3 ①		B CU 81 B SI 92 B SI 93 C SI 93 B SI 93 4-1 4 HR 1-2 2-3 BB	F FF 95 D KC 85 X FF 96 1-1 G1-3 ③			C FF 92 B SL 80 X FF 93 1-1 F8 ①	3	1	0	0	1	0	2
1 Jarrod Dyson, L (1, 8) OBP: 0.300, SLG: 0.526			C SI 93 X CH 85 0-1 B1-3 ②		B SL 89 X SI 93 1-0 L7 ①		B SI 89 C SI 88 B SL 81 X FF 90 2-1 F7 ①		B FF 92 B FF 91 C FF 92 B FF 92 C FF 91 B FF 93 4-2 4 1B BB	3	0	0	0	1	0	3
Inning Stats	R: 0 E: 0 K: 1 S: 10 H: 0 LOB: 0 BB: 0 P: 13	R: 0 E: 0 K: 1 S: 7 H: 1 LOB: 1 BB: 0 P: 11	R: 0 E: 0 K: 0 S: 9 H: 0 LOB: 0 BB: 0 P: 15	R: 0 E: 0 K: 1 S: 7 H: 0 LOB: 0 BB: 0 P: 13	R: 4 E: 0 K: 0 S: 13 H: 3 LOB: 0 BB: 1 P: 23	R: 0 E: 0 K: 1 S: 9 H: 0 LOB: 2 BB: 2 P: 21	R: 0 E: 0 K: 1 S: 9 H: 0 LOB: 0 BB: 0 P: 14	R: 1 E: 0 K: 0 S: 12 H: 2 LOB: 2 BB: 1 P: 18	R: 0 E: 0 K: 1 S: 11 H: 1 LOB: 2 BB: 1 P: 18	1B: 4 2B: 2 3B: 0 HR: 1 SF: 0 SAC: 0 DP: 1 HBP: 1						

AB	33
R	5
H	7
RBI	5
BB	5
SO	6
LOB	18

WP: 0 PA: 39
PB: 0
SB: 0
CS: 0

PITCHER		IP	WLS	BF	H	R	ER	SO	BB	IBB	HBP	BLK	WP	HR	S	P	ERA	WHIP
28 Corey Kluber, R ERA: 4.33	(1, 1)	5.1		23	4	4	4	3	2	0	1	0	0	1	49	84	6.75	1.125
50 Nick Hagadone, L ERA: 5.33	(6, 1)	0.1		2	0	0	0	1	1	0	0	0	0	0	4	9	0.00	3.000
37 Cody Allen, R ERA: 2.14	(6, 1)	0.1	W	1	0	0	0	0	0	0	0	0	0	0	2	3	0.00	0.000
38 Joe Smith, R ERA: 2.01	(7, 1)	1.0	H	3	0	0	0	1	0	0	0	0	0	0	9	14	0.00	0.000
52 Vinnie Pestano, R ERA: 4.0	(8, 1)	1.0	H	5	2	1	1	0	1	0	0	0	0	0	12	18	9.00	3.000

PITCHER		IP	WLS	BF	H	R	ER	SO	BB	IBB	HBP	BLK	WP	HR	S	P	ERA	WHIP
54 Chris Perez, R ERA: 3.66	(9, 1)	1.0	S	5	1	0	0	1	1	0	0	0	0	0	11	18	0.00	2.000

Cleveland Indians @ Kansas City Royals

Kauffman Stadium, Kansas City, MO

Wed Jul 03 2013, 9:48 PM - 1:06 AM CDT

Att. 28,534 - Cloudy - 64 F

livebaseballscorecards.com

Batter	1	2	3	4	5	6	7	8	9	AB	R	H	RBI	BB	SO	LOB
24 Michael Bourn, L (1, 8) OBP: 0.348, SLG: 0.386	C FF 90 S CH 83 B FF 94 X SL 83 1-2 G4-3 ①		C CH 87 B CU 76 B FF 93 X CH 88 2-1 G1 ①			X CU 74 0-0 13 1B 22 IHR 1B	F FF 92 B SL 82 B FF 94 X FF 92 2-1 22 S 1-3 2-H 1B		C FF 96 S SL 89 S SL 86 0-3 K ③	5	1	2	1	0	1	1
13 Asdrúbal Cabrera, S (1, 6) OBP: 0.323, SLG: 0.446	B FF 94 X FF 89 1-0 F8 ②		X CH 85 0-0 F8 ②			B CH 85 C FF 93 X CH 86 1-1 22 IHR 1-3 1B	B SI 90 F SI 90 X SI 91 1-1 SF8 ② 3-H			3	1	1	1	0	0	0
22 Jason Kipnis, L (1, 4) OBP: 0.386, SLG: 0.539	B FF 93 B FF 89 X CH 88 2-0 1B		C CH 87 C CU 73 S FF 94 0-3 K ③			D CU 77 B FF 90 F CH 86 X FF 94 2-1 1-H 3-H IHR	C FF 94 1 SAFE B SL 81 B SL 84 C FF 93 D SL 82 X FF 94 3-2 L7 ③ 1-2			4	1	2	3	0	1	1
33 Nick Swisher, S (1, 3) OBP: 0.343, SLG: 0.402	C CH 88 B CH 88 B CH 84 F CH 87 B FF 94 S FF 94 3-3 K ③			B CH 87 F CH 87 X CH 87 1-1 F7 ①		B FF 93 S CH 84 X FF 93 1-1 L7 ①		C SI 89 C SI 90 B SI 91 B SI 90 X SI 89 2-2 L4 ①		4	0	0	0	0	1	1
23 Michael Brantley, L (1, 7) OBP: 0.323, SLG: 0.368		B FF 93 X CH 87 1-0 L3 ①		B CH 87 B CH 82 B CH 86 C FF 91 X FF 93 3-1 G4-3 ②		B CH 88 C CH 88 B CH 85 X FF 94 2-1 G3-1 ②		C FF 93 B SL 81 C SI 89 B SL 82 X SI 90 2-2 G4-3 ②		4	0	0	0	0	0	0
41 Carlos Santana, S (1, 10) OBP: 0.377, SLG: 0.450		C FF 94 C CH 86 X SL 82 0-2 F7 ②		C CU 76 B FF 95 B CH 84 X CH 88 2-1 P5 ③		C CU 75 X CH 84 0-1 G3-1 ③		X SI 91 0-0 F8 ③		4	0	0	0	0	0	0
12 Mark Reynolds, R (1, 5) OBP: 0.319, SLG: 0.413		C CU 76 B SL 85 B FF 96 F SL 84 B FF 95 F FF 96 B FF 96 4-2 9 1B BB	S CU 75 B SL 84 B FF 94 X FF 89 2-1 F9 ①			B FF 92 F FF 93 S FF 94 S FF 95 1-3 K ①			B FF 96 B FF 96 B FF 96 C FF 94 F FF 95 T FF 95 3-2 K ①	3	0	0	0	1	2	0
9 Ryan Raburn, R (1, 9) OBP: 0.358, SLG: 0.521 11 Drew Stubbs, R (9, PR) OBP: 0.291, SLG: 0.375		C CH 88 X FF 93 0-1 1-3 1B	C FF 95 B FF 90 F FF 94 B FF 94 F CU 76 X FF 95 2-2 G5-3 ②			B FF 94 B FF 93 C FF 94 F FF 95 B SL 84 B SL 81 4-2 10 BB 24 1B BB		B FF 96 C FF 96 X SL 87 1-1 E6		3 0	1 0	1 0	0 0	1 0	0 0	0 0
10 Yan Gomes, R (1, 2) OBP: 0.313, SLG: 0.517 25 Jason Giambi, L (9, PH) OBP: 0.317, SLG: 0.434		C SL 84 T SI 92 B SL 83 F SL 84 X FF 95 1-2 G4-3 ③	C SL 84 C FF 95 B SL 85 F EP 61 B SL 86 X FF 96 2-2 G1-3 ③			B CH 86 B FF 92 C FF 93 F SI 93 B FF 94 B FF 93 4-2 24 1B 13 SF8 1-2 BB		C FF 97 B FF 98 F FF 98 B SL 87 X FF 98 2-2 F7 ②		2 1	1 0	0 0	0 0	1 0	0 0	2 1
Inning Stats	R: 0 E: 0 K: 1 S: 8 H: 1 LOB: 1 BB: 0 P: 15	R: 0 E: 0 K: 0 S: 13 H: 1 LOB: 2 BB: 1 P: 19	R: 0 E: 0 K: 1 S: 6 H: 0 LOB: 0 BB: 0 P: 8	R: 0 E: 0 K: 0 S: 6 H: 0 LOB: 0 BB: 0 P: 12	R: 0 E: 0 K: 0 S: 10 H: 0 LOB: 0 BB: 0 P: 16	R: 3 E: 0 K: 0 S: 11 H: 3 LOB: 0 BB: 0 P: 17	R: 2 E: 0 K: 1 S: 14 H: 1 LOB: 1 BB: 2 P: 29	R: 0 E: 0 K: 0 S: 7 H: 0 LOB: 0 BB: 0 P: 11	R: 0 E: 1 K: 2 S: 11 H: 0 LOB: 1 BB: 0 P: 17	1B: 5 2B: 0 3B: 0 HR: 1 SF: 1 SAC: 0 DP: 0 HBP: 0						

PITCHER		IP	WLS	BF	H	R	ER	SO	BB	IBB	HBP	BLK	WP	HR	S	P	ERA	WHIP
11 Jeremy Guthrie, R ERA: 4.29	(1, 1)	6.1		27	5	5	5	3	3	0	0	0	0	0	61	103	7.11	1.263
53 Will Smith, L ERA: 2.7	(7, 1)	1.2	W	6	1	0	0	0	0	0	0	0	0	0	14	24	0.00	0.600
56 Greg Holland, R ERA: 2.03	(9, 1)	1.0	S	4	0	0	0	2	0	0	0	0	0	0	11	17	0.00	0.000

AB	33
R	5
H	6
RBI	5
BB	3
SO	5
LOB	6

WP: 0 PB: 0 SB: 1 CS: 0 PA: 37

Batter	1	2	3	4	5	6	7	8	9	AB	R	H	RBI	BB	SO	LOB
4 Alex Gordon, L (1, 7) OBP: 0.351, SLG: 0.426	C SI 91 X SI 90 0-1 2 SH1-3 16 1B 2B	C SL 83 B SI 92 X SI 92 1-1 35 CS 1B	F SI 95 1 SAFE S SL 86 D SL 87 B SI 95 D SL 86 S SL 86 3-3 ③ K	B FF 90 C FF 90 X CU 74 1-1 ① G4-3	F FF 94 B FF 93 X SI 94 1-1 ③ G1-3	3	1	2	0	0	1	1
1 Jarrod Dyson, L (6, 8) OBP: 0.290, SLG: 0.508										2	0	0	0	0	0	3
2 Alcides Escobar, R (1, 6) OBP: 0.281, SLG: 0.328	L SI 91 X CH 81 0-1 ① SH1-3 2-3	1 SAFE F SI 91 F SL 84 B SI 94 1 SAFE B SI 94 F CH 82 1 SAFE F SL 80 2-2 ① L9	C SI 92 F SI 91 B SL 82 X SI 92 1-2 35 1B 13 1B 1B	C FF 95 C KC 85 S KC 85 0-3 ② K	3	1	1	0	0	1	1
35 Eric Hosmer, L (1, 3) OBP: 0.330, SLG: 0.419	B SI 93 B SI 92 F SI 93 S SL 85 X SI 94 2-2 ② L6	B SL 86 S SL 85 B SI 92 1 SAFE 1 SAFE B SI 93 S SI 86 S SL 86 3-3 ②③ K 1-2	B SI 95 B SL 87 C SI 95 C SI 94 D SL 87 F SI 96 1 SAFE X SI 96 3-2 13 1B 6 1B 1-2 1B	B FF 95 X FF 95 1-0 HR	4	2	2	1	0	1	2
16 Billy Butler, R (1, 10) OBP: 0.383, SLG: 0.408	C SI 92 B SI 94 S CH 84 F SI 93 X CH 83 1-2 13 FC4 3-H 1B	C SI 91 F SI 92 B SL 80 B SI 92 X SI 93 2-2 ① G4-3	C FC 93 B FC 93 F SL 81 F FC 94 B SL 83 S FC 95 2-3 ① K	B KC 84 X FF 95 1-0 ③ L8	4	0	1	1	0	1	2
13 Salvador Perez, R (1, 2) OBP: 0.330, SLG: 0.423	C SI 94 X SI 94 0-1 ③ FC4 1-2f	C SL 79 X SI 94 0-1 ② G4-3	B SL 82 B FC 94 T FC 94 X FC 95 2-1 6 1B 24 1B 1-2 2-H 1B	F SI 91 X SI 92 0-1 24 SH 6 BB 9 FC6-2 1B	4	1	2	1	0	0	1
6 Lorenzo Cain, R (1, 8) OBP: 0.322, SLG: 0.375 (6, 9)	B SI 91 B SI 91 C SI 92 X SI 91 2-1 ① F8	B SI 94 B SI 93 C CH 82 B SI 92 X SI 93 3-1 ③ P3	C FC 94 X FC 95 0-1 24 1B 9 E 1-3 2-H 1B	B SI 91 B CU 82 B SI 93 B SI 92 4-0 9 FC6-2 24 SH 1-2 BB	3	1	1	1	1	0	0
24 Miguel Tejada, R (1, 5) OBP: 0.321, SLG: 0.403 8 Mike Moustakas, L (9, 5) OBP: 0.279, SLG: 0.326	B SI 92 X CH 81 1-0 1B	B CU 76 C SI 92 B CU 73 B CH 82 C SI 91 T SI 92 3-2 ① K	F SL 81 D SL 82 B FC 93 1 SAFE B FC 93 F FC 93 X FC 94 3-2 9 E 1-3 3-H 1B	X SI 92 0-0 SH 9 FC6-2 1-2 2-3	3 0	0 0	2 0	1 0	0 0	1 0	0 0
9 Johnny Giavotella, R (1, 4) OBP: 0.333, SLG: 0.364 23 Elliot Johnson, S (9, 4) OBP: 0.248, SLG: 0.297	B SI 92 X SI 92 1-0 ② F7	C SI 92 C SI 93 B SL 80 B SI 94 X SI 93 2-2 E4 7 FC3-6	1 SAFE C SL 80 F FC 93 X SL 80 0-2 ② F7 1-2 3-H	C CU 83 F SI 93 B SI 93 F CU 81 X SI 94 1-2 ① FC6-2 1-2 2-3 3-Hf	4 0	0 0	0 0	0 0	0 0	0 0	5 0
7 David Lough, L (1, 9) OBP: 0.323, SLG: 0.450 (6, 7)	C SI 92 D SL 85 1 SAFE X SL 84 1-1 ③ G4-3	X SI 92 0-0 ② FC3-6 1-2f	B CU 75 B FF 91 X FF 91 2-0 ③ G4-3	B SI 92 X SI 94 1-0 ② F7	4	0	0	0	0	0	6
Inning Stats	R: 1 E: 0 K: 0 S: 13 H: 2 LOB: 1 BB: 0 P: 16	R: 0 E: 0 K: 0 S: 6 H: 1 LOB: 1 BB: 0 P: 11	R: 0 E: 0 K: 1 S: 13 H: 1 LOB: 0 BB: 0 P: 19	R: 0 E: 0 K: 0 S: 7 H: 0 LOB: 0 BB: 0 P: 12	R: 0 E: 1 K: 2 S: 10 H: 0 LOB: 1 BB: 0 P: 18	R: 4 E: 1 K: 1 S: 22 H: 5 LOB: 1 BB: 0 P: 35	R: 1 E: 0 K: 1 S: 7 H: 1 LOB: 0 BB: 0 P: 10	R: 0 E: 1 K: 0 S: 10 H: 1 LOB: 3 BB: 1 P: 17		1B: 9 2B: 1 3B: 0 HR: 1 SF: 0 SAC: 2 DP: 0 HBP: 0		WP: 0 PB: 0 SB: 0 CS: 1 PA: 37		

PITCHER		IP	WLS	BF	H	R	ER	SO	BB	IBB	HBP	BLK	WP	HR	S	P	ERA	WHIP
26 Scott Kazmir, L ERA: 4.86	(1, 1)	5.0		21	6	3	3	3	0	0	0	0	0	0	56	87	5.40	1.200
27 Bryan Shaw, R ERA: 4.19	(6, 1)	0.2	B	5	3	2	2	1	0	0	0	0	0	0	14	21	27.00	4.500
53 Rich Hill, L ERA: 6.55	(6, 1)	0.2		2	0	0	0	0	0	0	0	0	0	0	3	6	0.00	0.000
37 Cody Allen, R ERA: 2.36	(7, 1)	0.2	L	3	1	1	1	1	0	0	0	0	0	1	5	7	13.50	1.500
32 Matt Albers, R ERA: 2.15	(8, 1)	1.0		6	1	0	0	0	1	0	0	0	0	0	10	17	0.00	2.000

PITCHER	IP	WLS	BF	H	R	ER	SO	BB	IBB	HBP	BLK	WP	HR	S	P	ERA	WHIP

BOTTOM

Cleveland Indians @ Kansas City Royals

Kauffman Stadium, Kansas City, MO

Wed Jul 03 2013, 9:48 PM - 1:06 AM CDT

Att. 28,534 - Cloudy - 64 F

livebaseballscorecards.com

AB	34
R	6
H	11
RBI	5
BB	1
SO	5
LOB	21

Batter	1	2	3	4	5	6	7	8	9	AB	R	H	RBI	BB	SO	LOB
24 Michael Bourn, L (1, 8) OBP: 0.345, SLG: 0.382	B FF 91 B FF 92 S FF 91 B FF 93 C FF 91 X FF 92 3-2 22 FC1-6 13 BB 23 1B 1B	C FF 94 B KC 81 B CH 84 B KC 76 C FF 93 F FF 93 F FF 92 X FF 92 3-2 F7 ②	B FF 92 X FF 91 1-0 F7 ③	F SI 94 C SI 94 B CU 84 X SI 95 1-2 FC4-6 ② 1-2f 2-3	C FF 96 B FC 92 C FC 90 B FF 96 X FC 90 2-2 L7 ②	5	1	1	0	0	0	2
13 Asdrúbal Cabrera, S (1, 10) OBP: 0.320, SLG: 0.438	B SI 93 B CH 84 B SI 93 B SI 91 4-0 22 FC1-6 1-2 BB	C CH 85 F KC 79 B FC 87 F FC 87 X SI 92 1-2 L9 ③	C FF 92 S KC 78 S KC 78 0-3 K ①	X FF 95 0-0 P5 ③	B FC 91 B FF 96 B FF 96 C FF 95 S FC 92 C FF 96 3-3 K ③	4	0	0	0	1	2	2
22 Jason Kipnis, L (1, 4) OBP: 0.386, SLG: 0.535	B SI 94 C CH 86 L CH 87 F CH 86 B CH 87 F SI 94 X CH 84 2-2 FC1-6 23 1B 1-2f 2-3 ①	C SI 92 F FC 85 B CH 84 X CH 85 1-2 12 F7 23 1B 1B	B KC 83 B SI 90 T FF 91 B FF 91 C FF 90 X FF 90 3-2 F9 ②	B SI 96 B SI 94 B SI 94 B SI 95 4-0 23 1B 41 2B BB	C FF 95 C FF 98 F SL 86 B SL 87 F SL 87 B FF 97 F FF 97 B FF 97 X FF 97 3-2 L9 ①	4	1	1	0	1	0	2
23 Michael Brantley, L (1, 7) OBP: 0.330, SLG: 0.375	B SI 94 S SI 93 C KC 78 F SI 94 X CH 85 1-2 1-2 3-H 1B	D KC 78 X FC 87 1-0 12 F7 1-2 1B	C KC 77 X KC 78 0-1 L6 ③	C SI 95 1 SAFE 1 SAFE X CU 82 0-1 41 2B 1-2 1B	C FF 97 S SL 88 B SL 87 X SL 87 1-2 1B	5	1	4	1	0	0	0
41 Carlos Santana, S (1, 2) OBP: 0.377, SLG: 0.453	C KC 78 B FC 88 B FF 93 C CH 85 F CH 85 B SI 93 X CH 86 3-2 L4 ②	C KC 78 2 SAFE B KC 79 B KC 77 F CH 85 F FC 86 C FF 93 2-3 K ①	S CH 84 B CH 85 X CH 84 1-1 8 BB 4 1B 11 1B 1B	X SI 95 0-0 1-H 2-H 2B	C FF 96 F FF 98 D SL 88 S SL 88 1-3 K ②	5	1	2	2	0	2	5
12 Mark Reynolds, R (1, 3) OBP: 0.314, SLG: 0.406	S FC 87 B FC 88 F CH 85 F CH 86 C FF 93 1-3 K ③	X FC 85 0-0 F7 1-2 2-3 ②	B FC 84 B CH 83 1 SAFE X KC 81 2-0 F8 ①	C SL 88 S SL 85 S SL 86 0-3 K ①	F FF 96 X SL 87 0-1 G5-3 ③	5	0	0	0	0	2	7
4 Mike Aviles, R (1, 6) OBP: 0.290, SLG: 0.386	B FF 92 B FF 91 T FF 91 F FF 93 X FC 85 2-2 8 F9 11 HR 2B	X KC 78 0-0 F7 ③	P PO 86 X FC 85 1-0 8 BB 11 1B 1-2 1B	C FF 97 X SL 87 0-1 G5-3 ②	4	2	2	0	0	0	3
8 Lonnie Chisenhall, L (1, 5) OBP: 0.262, SLG: 0.370	F SI 92 X CH 85 0-1 F9 ① 2-3	X FF 91 0-0 F7 ①	B KC 77 C CH 85 B FF 94 B CH 84 B CH 84 4-1 24 FC4-6 11 1B 1-2 2-3 BB	C SL 88 B FF 97 F SL 86 F FF 96 B FF 95 S SL 86 2-3 K ③	3	0	0	0	1	1	2
11 Drew Stubbs, R (1, 9) OBP: 0.294, SLG: 0.389	B KC 77 B SI 91 X CH 84 2-0 3-H HR	B FF 90 C FF 91 F FC 84 B FF 92 X FF 92 2-2 F9 ②	X KC 78 0-0 24 FC4-6 1-2 2-H 3-H 1B	C FF 95 C FC 91 B FC 91 X FF 97 1-2 L9 ①	4	1	2	4	0	0	0
Inning Stats	R: 1 E: 0 K: 1 S: 20 H: 2 LOB: 2 BB: 1 P: 34	R: 2 E: 0 K: 0 S: 15 H: 2 LOB: 0 BB: 0 P: 23	R: 0 E: 0 K: 1 S: 10 H: 2 LOB: 2 BB: 0 P: 14	R: 0 E: 0 K: 0 S: 5 H: 0 LOB: 0 BB: 0 P: 8	R: 0 E: 0 K: 1 S: 8 H: 0 LOB: 0 BB: 0 P: 11	R: 2 E: 0 K: 0 S: 11 H: 3 LOB: 2 BB: 1 P: 19	R: 2 E: 0 K: 2 S: 12 H: 2 LOB: 1 BB: 1 P: 18	R: 0 E: 0 K: 1 S: 9 H: 0 LOB: 0 BB: 0 P: 15	R: 0 E: 0 K: 1 S: 14 H: 1 LOB: 1 BB: 0 P: 19	1B: 9 2B: 2 3B: 0 HR: 1 SF: 0 SAC: 0 DP: 0 HBP: 0				WP: 0 PB: 0 SB: 0 CS: 0 PA: 42		

TOP

Cleveland Indians @ Kansas City Royals

Kauffman Stadium, Kansas City, MO

Thu Jul 04 2013, 1:12 PM - 4:18 PM CDT

Att. 16,791 - Sunny - 85 F

livebaseballscorecards.com

AB	39
R	7
H	12
RBI	7
BB	3
SO	7
LOB	23

PITCHER		IP	WLS	BF	H	R	ER	SO	BB	IBB	HBP	BLK	WP	HR	S	P	ERA	WHIP
33 James Shields, R ERA: 3.23	(1, 1)	5.1		27	9	5	5	3	2	0	0	0	0	1	65	104	8.44	2.062
27 Juan Gutierrez, R ERA: 3.55	(6, 1)	0.2		4	1	2	2	0	1	0	0	0	0	0	6	11	27.00	3.000
43 Aaron Crow, R ERA: 3.42	(7, 1)	1.0		4	1	0	0	2	0	0	0	0	0	0	10	12	0.00	1.000
44 Luke Hochevar, R ERA: 2.16	(8, 1)	1.0	W	3	0	0	0	1	0	0	0	0	0	0	9	15	0.00	0.000
56 Greg Holland, R ERA: 1.97	(9, 1)	1.0	S	4	1	0	0	1	0	0	0	0	0	0	14	19	0.00	1.000

PITCHER	IP	WLS	BF	H	R	ER	SO	BB	IBB	HBP	BLK	WP	HR	S	P	ERA	WHIP

Batter	1	2	3	4	5	6	7	8	9	AB	R	H	RBI	BB	SO	LOB
7 David Lough, L (1, 7) OBP: 0.314, SLG: 0.436 13 Salvador Perez, R (8, PH) OBP: 0.332, SLG: 0.429 (9, 2)	B FS 86 X FF 88 1-0 ① F8	C SL 86 X SL 85 0-1 ③ G6-3			X SI 90 0-0 ② G4-3	B FF 95 C KC 83 S KC 85 S KC 84 1-3 ③ K		B SI 94 X SI 95 1-0 1-H 2-H 3-H 2B		4 1	0 0	0 1	0 3	0 0	1 0	2 0
2 Alcides Escobar, R (1, 6) OBP: 0.279, SLG: 0.324	C FF 89 B SI 92 B FF 88 F SI 90 B FF 93 F FF 90 X FF 92 3-2 ② G6-3		C SL 82 F SI 92 S SL 84 0-3 ① K		C SI 91 B SL 85 B SL 83 X SI 90 2-1 ③ F8		M SI 88 B SI 88 B SI 89 B SI 89 B SI 88 4-1 35 HR BB	C SI 94 F CU 82 X CU 79 0-2 ① L7		4	1	0	0	1	1	2
35 Eric Hosmer, L (1, 3) OBP: 0.334, SLG: 0.430	B SL 82 B FF 90 S SL 88 F FF 90 X FS 85 2-2 16 BB 1B		C FS 81 T SL 84 B FF 92 B SI 92 X FF 91 2-2 ② G3			C SL 80 F FF 88 B FF 90 B SI 92 F SL 84 B SI 92 B SL 84 4-2 8 E 16 BB 6 HR BB	B SL 82 C SI 90 C SL 82 B FF 91 B FF 92 F SL 81 1 SAFE X FF 91 3-2 1-H HR	C SI 94 X CU 81 0-1 ② L4		4	2	2	2	1	0	2
16 Billy Butler, R (1, 10) OBP: 0.384, SLG: 0.404	D SI 91 C SI 90 D FF 92 F SL 85 1 SAFE B FF 92 B SL 85 4-2 1-2 BB		B SL 85 S SL 84 F FF 93 F SI 95 B FF 88 X FS 84 2-2 ③ G3			B SL 82 F FF 91 B FF 91 B SL 84 D FF 92 4-1 8 E 6 HR 1-2 BB	C SL 82 S SL 83 X SL 82 0-2 ① F9	B SI 96 C SI 94 X CU 83 1-1 ③ G4-3		3	1	0	0	2	0	2
8 Mike Moustakas, L (1, 5) OBP: 0.274, SLG: 0.321	C FS 86 C SL 85 X FF 94 0-2 ③ P2			F SL 82 B FS 83 X SI 90 1-1 ① F7		F SL 84 B SI 93 D SL 83 B SI 90 X SI 90 3-1 E1 6 HR 1-2 2-3	C SI 89 F SL 82 X SL 83 0-2 ② L5			4	1	0	0	0	0	4
6 Lorenzo Cain, R (1, 9) OBP: 0.324, SLG: 0.388		C FF 90 X FF 93 0-1 ① G4-3		C SI 91 F SL 84 X FF 93 0-2 1B		B SL 84 C SI 91 B SL 82 B FF 90 F SI 91 F FF 94 X SI 93 3-2 1-H 2-H 3-H HR	B SI 88 B SL 81 X SI 89 2-0 ③ G5-3			4	1	2	4	0	0	0
26 George Kottaras, L (1, 2) OBP: 0.317, SLG: 0.392 23 Elliot Johnson, S (8, PR) OBP: 0.248, SLG: 0.297 (9, 7)		B FF 89 B FF 91 B FF 90 B SI 89 4-0 1 BB BB		B SI 91 B FC 89 C SI 91 C SI 90 1 SAFE B SL 86 S FF 91 3-3 ② K		B FF 95 X FF 95 1-0 HR		B SL 82 S FC 94 C FC 95 B SL 82 B FC 95 B FC 95 4-2 1 PB 9 HBP 13 2B BB		2 0	1 1	1 0	1 0	2 0	1 0	1 0
9 Johnny Giavotella, R (1, 4) OBP: 0.313, SLG: 0.286		D SI 92 C SI 91 F SI 92 D SI 94 X SL 85 2-2 ② F9		C SL 83 F FF 91 X CU 79 0-2 ③ F8		B KC 84 B FF 96 X FF 96 2-0 ① F9		L FC 92 L FC 93 F FC 96 1 SAFE H FC 93 1-2 1 PB 13 2B HBP		3	1	0	0	0	0	2
1 Jarrod Dyson, L (1, 8) OBP: 0.303, SLG: 0.492		B FS 84 B SI 91 C SI 91 C SL 83 B FF 94 B SI 92 4-2 1-2 BB			C SL 82 F FS 82 B FF 92 C SI 92 1-3 ① K	B KC 82 C FF 96 C KC 83 C KC 84 1-3 ② K		B FF 89 B FF 90 I IN 85 I IN 88 4-0 13 2B 1-2 2-3 IBB		2	1	0	0	2	2	0
Inning Stats	R: 0 E: 0 K: 0 S: 13 H: 1 LOB: 2 BB: 1 P: 23	R: 0 E: 0 K: 0 S: 9 H: 0 LOB: 2 BB: 2 P: 19	R: 0 E: 0 K: 1 S: 10 H: 0 LOB: 0 BB: 0 P: 14	R: 0 E: 0 K: 1 S: 11 H: 1 LOB: 1 BB: 0 P: 15	R: 0 E: 0 K: 1 S: 6 H: 0 LOB: 0 BB: 0 P: 9	R: 5 E: 1 K: 2 S: 18 H: 2 LOB: 0 BB: 2 P: 37	R: 2 E: 0 K: 0 S: 12 H: 1 LOB: 0 BB: 1 P: 21	R: 3 E: 0 K: 0 S: 13 H: 1 LOB: 2 BB: 2 P: 24								

PITCHER	IP	WLS	BF	H	R	ER	SO	BB	IBB	HBP	BLK	WP	HR	S	P	ERA	WHIP
30 Ubaldo Jiménez, R (1, 1) ERA: 4.67	5.0		24	3	4	3	3	5	0	0	0	0	1	59	104	5.40	1.600
37 Cody Allen, R (6, 1) ERA: 2.55	1.0	B	4	1	1	1	2	0	0	0	0	0	1	8	13	9.00	1.000
38 Joe Smith, R (7, 1) ERA: 2.51	1.0	B	5	1	2	2	0	1	0	0	0	0	1	12	21	18.00	2.000
27 Bryan Shaw, R (8, 1) ERA: 4.66	0.0	L	2	0	2	2	0	1	0	1	0	0	0	5	10	∞	∞
53 Rich Hill, L (8, 1) ERA: 6.95	0.0		1	0	0	0	0	0	1	0	0	0	0	0	4	∞	∞

PITCHER	IP	WLS	BF	H	R	ER	SO	BB	IBB	HBP	BLK	WP	HR	S	P	ERA	WHIP
32 Matt Albers, R (8, 1) ERA: 2.08	1.0		4	1	1	1	0	0	0	0	0	0	0	8	10	9.00	1.000

BOTTOM

Cleveland Indians @ Kansas City Royals

Kauffman Stadium, Kansas City, MO

Thu Jul 04 2013, 1:12 PM - 4:18 PM CDT

Att. 16,791 - Sunny - 85 F

livebaseballscorecards.com

AB	31
R	10
H	6
RBI	10
BB	8
SO	5
LOB	15

1B: 2	SF: 0	WP: 0	PA: 40
2B: 1	SAC: 0	PB: 1	
3B: 0	DP: 0	SB: 0	
HR: 3	HBP: 1	CS: 0	

Batter	1	2	3	4	5	6	7	8	9	AB	R	H	RBI	BB	SO	LOB
14 Austin Jackson, R (1, 8) OBP: 0.369, SLG: 0.411	C SI 90 X SI 94 0-1 ① G4-3	C SI 90 F SL 84 B FF 94 S SI 92 1-3 ③ K			B SL 79 B SI 91 S SI 90 S SI 90 F SI 93 B SL 85 S SI 88 3-3 ① K	C FF 93 B CU 76 B FF 92 S SL 85 X CU 76 2-2 ③ G6-3			S FF 89 C CU 81 S CU 83 0-3 ① K	5	0	0	0	0	3	2
12 Andy Dirks, L (1, 7) OBP: 0.310, SLG: 0.355	C SI 90 B FF 95 C SL 84 F FF 94 B SL 86 F SI 94 B FF 95 C SI 92 3-3 ② K		X SI 90 0-0 24 1B 2B		C FF 94 B SL 83 C SL 83 B FF 94 B FF 94 B SI 87 4-2 24 WP 41 1B BB		B FF 90 X FF 89 1-0 28 G4-3 41 1B 2B		C CU 80 F FF 87 S CU 83 0-3 ② K2-3	4	3	2	0	1	2	0
24 Miguel Cabrera, R (1, 5) OBP: 0.451, SLG: 0.663	F SL 83 X SI 95 0-1 ③ G4-3		F SI 91 F SL 84 D SI 94 B FF 94 X SI 92 2-2 28 G1-6-3 2-H 1B		S SL 82 F SI 91 B SI 91 X SL 84 1-2 ② G5-3 1-2		B CU 82 X FF 90 1-0 ① L6		X FF 88 0-0 ③ F9	5	0	1	1	0	0	2
28 Prince Fielder, L (1, 3) OBP: 0.363, SLG: 0.459		F SI 93 B FF 94 C SL 84 B FF 95 B FF 96 F SI 91 F SL 83 X SI 92 3-2 ① G4-3	B FF 93 B SL 82 X SI 91 2-0 ① ② G1-6-3 1-2f		B SI 90 B SL 81 B FF 92 B SL 80 4-0 41 1B 27 2B BB		C CU 80 X CU 83 0-1 ② G4-3 2-3			3	1	0	0	1	0	2
41 Victor Martinez, S (1, 10) OBP: 0.297, SLG: 0.352		B SI 92 C SI 92 F FF 94 F SL 85 B SL 85 F SI 92 B SL 84 X SI 92 3-2 27 FC6 1B	B SL 82 B SL 81 B SI 88 B SI 92 4-0 BB		C SL 79 B SL 81 C SI 91 B SL 83 F FF 93 X SL 83 2-2 27 2B 1B 1-2 2-H		B CU 81 C CU 79 F CU 83 F FF 91 D CU 84 B CU 78 X CU 83 3-2 27 FC6-4 1B 3-H			3	1	3	2	1	0	0
27 Jhonny Peralta, R (1, 6) OBP: 0.364, SLG: 0.451		X SI 92 0-0 ② FC6 13 BB 32 1B 39 1B 1-2f	S SI 90 F SI 90 B SL 84 F SL 84 F SI 91 F SI 92 S FF 96 1-3 ③ K		B SI 86 X SI 88 1-0 2B 1-H 2-H		B FF 91 C FF 91 X CU 82 1-1 ③ FC6-4 1-2f			4	1	1	2	0	1	3
32 Don Kelly, L (1, 9) OBP: 0.336, SLG: 0.380		B SI 91 F SI 92 B SI 91 X FF 93 2-1 13 BB 39 1B 1-2 1B		C SI 91 B SL 83 B SI 93 B SI 89 X SI 91 3-1 ① G6-3	C FF 93 C FF 93 C FF 94 0-3 ③ K			B FF 89 F FF 90 B CU 79 F FF 89 X CU 81 2-2 ① F9		4	1	1	0	0	1	1
13 Alex Avila, L (1, 2) OBP: 0.270, SLG: 0.303		C SL 81 B FF 94 B FF 93 1 SAFE S SL 84 B SL 84 B SI 91 4-2 39 1B 1-2 2-3 BB		F FF 94 C SL 85 F FF 94 F SL 85 B SI 91 S SL 85 1-3 ② K		B FF 93 S FF 92 B SL 84 C CU 75 B FF 93 S CU 75 3-3 ① K		S CU 80 X FF 88 0-1 ② G3		3	0	0	0	1	2	0
39 Ramon Santiago, S (1, 4) OBP: 0.246, SLG: 0.270		X SI 90 0-0 1-2 2-H 3-H 1B		C FF 94 B FF 94 F SI 93 C SL 83 1-3 ③ K		F FF 93 C FF 93 F CU 76 F FF 93 F CU 76 B CU 76 X SL 83 1-2 ② G5-3		C FF 87 B CU 80 B FF 90 F FF 88 F CU 81 X FF 90 2-2 ③ F8		4	0	1	2	0	1	0
Inning Stats	R: 0 E: 0 K: 1 S: 9 H: 0 LOB: 0 BB: 0 P: 12	R: 2 E: 0 K: 1 S: 19 H: 3 LOB: 2 BB: 1 P: 32	R: 1 E: 0 K: 1 S: 11 H: 2 LOB: 1 BB: 1 P: 20	R: 0 E: 0 K: 2 S: 10 H: 0 LOB: 0 BB: 0 P: 15	R: 3 E: 0 K: 2 S: 17 H: 2 LOB: 1 BB: 2 P: 32	R: 0 E: 0 K: 1 S: 12 H: 0 LOB: 0 BB: 0 P: 18	R: 1 E: 0 K: 0 S: 10 H: 2 LOB: 1 BB: 0 P: 16	R: 0 E: 0 K: 0 S: 9 H: 0 LOB: 0 BB: 0 P: 13	R: 0 E: 0 K: 2 S: 7 H: 0 LOB: 0 BB: 0 P: 7	1B: 6 2B: 3 3B: 0 HR: 0 SF: 0 SAC: 0 DP: 1 HBP: 0						

PITCHER		IP	WLS	BF	H	R	ER	SO	BB	IBB	HBP	BLK	WP	HR	S	P	ERA	WHIP
63 Justin Masterson, R ERA: 3.78	(1, 1)	4.2	L	24	7	6	6	6	4	0	0	0	1	0	63	108	11.57	2.357
53 Rich Hill, L ERA: 6.56	(5, 1)	1.1		4	0	0	0	2	0	0	0	0	0	0	15	21	0.00	0.000
57 Joe Martinez, R ERA: 1.8	(7, 1)	3.0		11	2	1	1	2	0	0	0	0	0	0	26	36	3.00	0.667

PITCHER	IP	WLS	BF	H	R	ER	SO	BB	IBB	HBP	BLK	WP	HR	S	P	ERA	WHIP

TOP

Detroit Tigers @ Cleveland Indians

Progressive Field, Cleveland, OH

Fri Jul 05 2013, 7:06 PM - 10:05 PM EDT

Att. 40,167 - Partly Cloudy - 75 F

livebaseballscorecards.com

AB	35
R	7
H	9
RBI	7
BB	4
SO	10
LOB	10

Batter	1	2	3	4	5	6	7	8	9	AB	R	H	RBI	BB	SO	LOB
24 Michael Bourn, L (1, 8) OBP: 0.340, SLG: 0.376	B FF 90 B SI 91 C FF 91 F SL 84 F CU 80 S FF 96 2-3 ① **K**		B FF 91 B FF 93 X SI 92 2-0 ①② **L8-3** **1-1**		S CU 78 B CU 79 X FF 92 1-1 ③ **G4-3**			C SI 94 C SL 88 S SL 89 0-3 ① **K**		4	0	0	0	0	2	2
13 Asdrúbal Cabrera, S (1, 6) OBP: 0.319, SLG: 0.433	C FF 93 B CU 81 B FF 94 C SI 93 B FF 95 F SI 93 F FF 94 F CH 86 B FF 94 4-2 **BB**		X CH 83 0-0 ③ **L3**			C CH 78 X SI 90 0-1 ① **G5-3**		F SL 88 B FF 96 S SL 88 B FF 96 S SL 88 2-3 ② **K**		3	0	0	0	1	1	0
22 Jason Kipnis, L (1, 4) OBP: 0.385, SLG: 0.531	C SI 91 B SI 91 F CU 80 S FF 94 1-3 ② **K**			C CH 81 B SI 90 S FF 92 B CU 82 C FF 94 2-3 ① **K**		F CH 79 X CU 77 0-1 23 FC1-6 33 1B **1B**		S SI 96 B FF 97 S SL 90 S SL 89 1-3 ③ **K**		4	0	1	0	0	3	1
33 Nick Swisher, S (1, 3) OBP: 0.345, SLG: 0.401	C CU 79 B FF 94 X CU 79 1-1 ③ **L7**			B CU 79 F FF 94 C CU 79 B SI 92 B CH 82 B CH 83 4-2 23 FC4-6 **BB**		X CH 79 0-0 23 FC1-6 **1-2** **1B**			B FF 102 X FF 100 1-0 ① **F7**	3	0	1	0	1	0	1
23 Michael Brantley, L (1, 7) OBP: 0.329, SLG: 0.371		C FF 89 C SI 91 B SI 93 S CU 80 1-3 ① **K**		B CH 83 C SI 92 C SI 90 F FF 93 F SI 93 X CU 80 1-2 ② **FC4-6** **1-2f**		C CU 78 X SI 90 0-1 ② **FC1-6** **1-2f** **2-3**			B FF 102 F FF 102 B CH 91 B FF 100 B FF 100 4-1 41 1B **BB**	3	0	0	0	1	1	3
41 Carlos Santana, S (1, 2) OBP: 0.379, SLG: 0.453		C CH 83 B CU 78 B CU 80 T CH 83 B FF 94 X CH 83 3-2 **1B**		C FF 91 B CU 81 F CU 80 F SI 92 1 SAFE B FF 93 1 SAFE 1 SAFE X CU 80 2-2 ③ **G3**		X SI 92 0-0 ③ **F8**			B FF 101 B FF 101 C FF 100 X FF 101 2-1 12 DI **1-3** **1B**	4	0	2	0	0	0	3
12 Mark Reynolds, R (1, 10) OBP: 0.310, SLG: 0.400		B SI 92 C SI 92 B SI 93 S SI 93 S FF 94 2-3 ② **K**			F SL 88 B SI 90 C CU 76 B SI 92 S CU 79 2-3 ① **K**		T FF 90 X SI 90 0-1 ① **G6-3**		C SL 89 F SL 90 B FF 102 B FF 101 B SL 89 S SL 90 3-3 ② **K** **1-2**	4	0	0	0	0	3	3
8 Lonnie Chisenhall, L (1, 5) OBP: 0.262, SLG: 0.373		C CU 79 F FF 94 B FF 93 X CU 79 1-2 ③ **G6-3**			F CH 80 X CU 79 0-1 **2B**		B SI 90 X FF 90 1-0 ② **P4**		C FF 101 F CH 91 B SL 87 S SL 87 1-3 ③ **K**	4	0	1	0	0	1	3
11 Drew Stubbs, R (1, 9) OBP: 0.294, SLG: 0.388			C FF 89 B SL 86 X FF 91 1-1 24 L8-3 **1B**		C FF 92 B CU 79 B CU 77 F FF 92 X SI 92 2-2 ② **G1-3**		C FF 89 B SL 87 X CU 77 1-1 ③ **G5-3**			3	0	1	0	0	0	1
Inning Stats	R: 0 H: 0 E: 0 LOB: 1 K: 2 BB: 1 S: 14 P: 22	R: 0 H: 1 E: 0 LOB: 1 K: 2 BB: 0 S: 12 P: 19	R: 0 H: 1 E: 0 LOB: 0 K: 0 BB: 0 S: 4 P: 7	R: 0 H: 0 E: 0 LOB: 1 K: 1 BB: 1 S: 14 P: 23	R: 0 H: 1 E: 0 LOB: 1 K: 1 BB: 0 S: 10 P: 15	R: 0 H: 2 E: 0 LOB: 2 K: 0 BB: 0 S: 8 P: 8	R: 0 H: 0 E: 0 LOB: 0 K: 0 BB: 0 S: 5 P: 7	R: 0 H: 0 E: 0 LOB: 0 K: 3 BB: 0 S: 9 P: 12	R: 0 H: 1 E: 0 LOB: 2 K: 2 BB: 1 S: 10 P: 21	1B: 5 SF: 0 2B: 2 SAC: 0 3B: 0 DP: 1 HR: 0 HBP: 0						

BOTTOM

Detroit Tigers @ Cleveland Indians

Progressive Field, Cleveland, OH

Fri Jul 05 2013, 7:06 PM - 10:05 PM EDT

Att. 40,167 - Partly Cloudy - 75 F

livebaseballscorecards.com

AB	32
R	0
H	6
RBI	0
BB	3
SO	11
LOB	17

PITCHER		IP	WLS	BF	H	R	ER	SO	BB	IBB	HBP	BLK	WP	HR	S	P	ERA	WHIP
21 Rick Porcello, R ERA: 4.82	(1, 1)	7.0	W	27	5	0	0	6	2	0	0	0	0	0	67	101	0.00	1.000
62 Al Alburquerque, R ERA: 2.14	(8, 1)	1.0		3	0	0	0	3	0	0	0	0	0	0	9	12	0.00	0.000
43 Bruce Rondón, R ERA: 6.35	(9, 1)	1.0		5	1	0	0	2	1	0	0	0	0	0	10	21	0.00	2.000

PITCHER	IP	WLS	BF	H	R	ER	SO	BB	IBB	HBP	BLK	WP	HR	S	P	ERA	WHIP

Detroit Tigers @ Cleveland Indians

Progressive Field, Cleveland, OH

Sat Jul 06 2013, 4:06 PM - 7:22 PM EDT

Att. 28,054 - Cloudy - 75 F

TOP

livebaseballscorecards.com

Batter	1	2	3	4	5	6	7	8	9	AB	R	H	RBI	BB	SO	LOB
14 Austin Jackson, R (1, 8) OBP: 0.374, SLG: 0.419	C FF 96 F SI 96 B FF 97 B SL 86 C FF 96 2-3 K ①		B SL 85 X FF 93 1-0 24 HR 2B	S CU 76 B CH 87 X FF 92 1-1 SF9 ① 2-3 3-H		C SI 94 F SI 93 B SI 94 X CU 80 1-2 48 HR 1B		B FF 90 B FF 91 T FF 90 B FF 90 B FF 90 4-1 48 G1-3 BB		3	2	2	1	1	1	0
48 Torii Hunter, R (1, 9) OBP: 0.348, SLG: 0.435	B FF 97 B FF 96 X FF 96 2-0 3B		S SL 84 F CU 82 X FF 96 0-2 L8 ②	F SI 91 B SI 92 X FF 93 1-1 3-H 2B		1 SAFE X SI 93 0-0 1-H HR		B FF 91 X SL 78 1-0 G1-3 ① 1-2		5	1	3	3	0	0	2
24 Miguel Cabrera, R (1, 5) OBP: 0.450, SLG: 0.667 32 Don Kelly, L (8, 5) OBP: 0.336, SLG: 0.380	B SL 86 X FF 96 1-0 L9 ②		F CH 89 D SL 87 F CH 89 B FF 93 X SL 87 2-2 2-H HR	I IN 76 I IN 75 I IN 77 I IN 75 4-0 IBB		X SL 88 0-0 G6-3 ②		C FF 92 X SL 80 0-1 F8 ②		4 0	1 0	1 0	2 0	1 0	0 0	2 0
28 Prince Fielder, L (1, 3) OBP: 0.361, SLG: 0.464	C CH 89 B FF 97 D CH 88 F FF 96 X FF 98 2-2 G5-3 ③		C FF 94 X CU 81 0-1 HR	C FF 92 D SL 88 F CU 75 C FF 93 1-3 K ②		B CH 82 X SI 94 1-0 G1-6-3 ③		F FF 92 F SL 80 F SL 81 S FF 92 0-3 K ③		5	1	1	1	0	2	4
41 Victor Martinez, S (1, 10) OBP: 0.299, SLG: 0.354		B FF 95 F SI 94 B FF 96 C CH 86 F FF 96 F FF 95 X CH 87 2-2 G4-3 ①	X FF 92 0-0 27 1B 2B	C SL 84 C CU 76 F FF 91 S FF 93 0-3 K ③			B FC 93 B FC 93 B FC 93 C FC 93 B FC 93 4-1 13 BB BB		B FF 93 X FF 92 1-0 F8 ①	4	1	1	0	1	1	2
27 Jhonny Peralta, R (1, 6) OBP: 0.365, SLG: 0.450		S SL 87 B FF 95 B SL 86 X FF 96 2-1 12 G3 1B	C SL 82 B FF 94 F SI 92 X SI 93 1-2 2-H 1B ③		C SI 94 F SI 93 B CU 80 F SI 94 C SI 95 1-3 K ①		B FC 94 C FC 92 X FC 92 1-1 F9 ①		C SL 83 X SL 84 0-1 L5 ②	5	0	2	1	0	1	1
12 Andy Dirks, L (1, 7) OBP: 0.311, SLG: 0.356		F FF 96 S CH 89 B CH 88 B FF 95 D CH 87 X FF 96 3-2 G3 ② 1-2	C CH 89 B CH 90 F SI 91 B CU 78 X FF 93 2-2 39 SH 13 1B 39 E 1B	X SI 95 0-0 G4-3 ②		T FC 94 S FF 91 B FC 95 B FF 92 S SL 82 2-3 K ②		B FF 93 X FF 93 1-0 13 BB 1B	5	1	2	0	0	1	2
13 Alex Avila, L (1, 2) OBP: 0.278, SLG: 0.304		D CU 81 S FF 96 C FF 95 D CH 89 F CH 90 F FF 97 B FF 96 F CH 89 S SL 87 3-3 K ③	1 SAFE F FF 93 1 SAFE B CH 91 X CH 86 1-1 39 E 14 SF9 1-2 1B	C SI 94 B FF 95 X CU 80 1-1 F8 ③		F FC 94 B FC 94 S SL 82 F FC 94 F FC 93 B FF 92 B SL 80 B FC 93 4-2 1-2 BB		B FF 93 F FF 93 B SL 82 B FF 92 F FF 92 B SI 93 4-2 1-2 BB	3	1	1	0	2	1	1
39 Ramon Santiago, S (1, 4) OBP: 0.233, SLG: 0.254			B SI 92 B FF 92 C CH 91 X FF 92 2-1 G4-3 ①	X SI 92 0-0 SH 14 SF9 48 2B 1-3 2-H		F SI 93 F FF 95 X CU 80 0-2 F7 ①	C FC 92 X FC 92 0-1 G6-3 ③		B FF 91 F FF 92 B FF 93 F FF 92 X FF 93 2-2 G6-3 ③	4	1	0	0	0	0	4
Inning Stats	R: 0 E: 0 K: 1 S: 8 H: 1 LOB: 1 BB: 0 P: 15	R: 0 E: 0 K: 1 S: 16 H: 1 LOB: 1 BB: 0 P: 26	R: 4 E: 0 K: 0 S: 15 H: 5 LOB: 1 BB: 0 P: 21	R: 3 E: 1 K: 2 S: 17 H: 3 LOB: 2 BB: 1 P: 27	R: 0 E: 0 K: 1 S: 7 H: 0 LOB: 0 BB: 0 P: 9	R: 2 E: 0 K: 0 S: 9 H: 2 LOB: 0 BB: 0 P: 11	R: 0 E: 0 K: 1 S: 12 H: 0 LOB: 2 BB: 2 P: 23	R: 0 E: 0 K: 1 S: 8 H: 0 LOB: 1 BB: 1 P: 13	R: 0 E: 0 K: 0 S: 9 H: 1 LOB: 2 BB: 1 P: 17	1B: 6 2B: 3 3B: 1 HR: 3 SF: 1 SAC: 1 DP: 0 HBP: 0						

	AB	38
	R	9
	H	13
	RBI	8
	BB	5
	SO	7
	LOB	18

WP: 0 PB: 0 SB: 0 CS: 0 PA: 45

PITCHER		IP	WLS	BF	H	R	ER	SO	BB	IBB	HBP	BLK	WP	HR	S	P	ERA	WHIP
59 Carlos Carrasco, R ERA: 9.1	(1, 1)	3.1	L	21	10	7	6	2	0	1	0	0	0	2	49	81	16.20	3.000
53 Rich Hill, L ERA: 6.38	(4, 1)	0.2		2	0	0	0	2	0	0	0	0	0	0	7	8	0.00	0.000
32 Matt Albers, R ERA: 2.51	(5, 1)	2.0		8	2	2	2	1	0	0	0	0	0	1	16	20	9.00	1.000
27 Bryan Shaw, R ERA: 4.54	(7, 1)	1.0		5	0	0	0	1	2	0	0	0	0	0	12	23	0.00	2.000
52 Vinnie Pestano, R ERA: 3.86	(8, 1)	1.0		4	0	0	0	1	1	0	0	0	0	0	8	13	0.00	1.000

PITCHER		IP	WLS	BF	H	R	ER	SO	BB	IBB	HBP	BLK	WP	HR	S	P	ERA	WHIP
54 Chris Perez, R ERA: 3.48	(9, 1)	1.0		5	1	0	0	0	1	0	0	0	0	0	9	17	0.00	2.000

BOTTOM

Batter	1	2	3	4	5	6	7	8	9	AB	R	H	RBI	BB	SO	LOB
24 Michael Bourn, L (1, 8) OBP: 0.340, SLG: 0.375 9 Ryan Raburn, R (7, 9) OBP: 0.365, SLG: 0.545	S FF 93 B FF 96 X FS 89 1-1 F9 ①		B SL 90 1 SAFE 1 SAFE X SI 90 1-0 22 G3 1-2 3-H 1B		C FS 88 C CU 79 X SL 87 0-2 G5-3 ③		C FF 94 B KC 76 B FF 95 B FF 95 B FF 94 4-1 1-2 2-3 BB		C SI 91 B CH 85 D SI 91 B FC 84 X SI 91 3-1 2-H HR	3 0 1 1 0 0 0 1 1 1 2 1 0 0					
13 Asdrúbal Cabrera, S (1, 6) OBP: 0.316, SLG: 0.427 4 Mike Aviles, R (7, 6) OBP: 0.288, SLG: 0.382	C FF 94 B SI 95 B SI 96 S SI 91 S SI 91 2-3 K ②		B SI 95 C SI 91 1 SAFE F CH 82 B FF 96 B SI 95 X SL 89 3-2 F9 ① 2-3			F SI 94 X SI 95 0-1 G5-3 ①	B KC 78 C FF 95 F FF 95 F CH 84 D KC 77 D KC 78 X FF 95 3-2 G3 ③		C SI 91 S FC 85 X FC 85 0-2 L6 ③	3 0 0 0 0 1 2 2 0 0 0 0 0 3					
22 Jason Kipnis, L (1, 4) OBP: 0.380, SLG: 0.524	B FF 95 B FF 96 F FF 95 B SL 89 F SI 90 S SL 88 3-3 K ③		X SI 90 0-0 G3 ② 1-2			C FF 97 B SL 82 X SI 96 1-1 G3 ②		B SI 90 C SI 92 F FC 86 S FC 87 1-3 K ①		4 0 0 0 0 2 2						
33 Nick Swisher, S (1, 3) OBP: 0.350, SLG: 0.415		C FF 94 S FS 89 B SI 97 H SL 90 2-2 23 G3-1 HBP	B SL 88 B FS 86 S FF 95 S SL 88 B CH 78 S SL 90 3-3 K ③			B SI 96 X SI 95 1-0 HR		B SI 92 C SI 92 B FC 86 F SI 92 X KC 80 2-2 1B		3 1 2 1 0 1 2						
23 Michael Brantley, L (1, 7) OBP: 0.325, SLG: 0.366		C FF 94 B FF 95 D SI 96 X FS 90 2-1 G3-1 ① 1-2		B FF 92 X FF 92 1-0 F7 ①		C FF 97 F SL 81 F SL 80 B FF 95 S SI 97 1-3 K ③		X SI 92 0-0 P6 ②		4 0 0 0 0 1 2						
41 Carlos Santana, S (1, 2) OBP: 0.374, SLG: 0.447		C FS 89 B SI 96 F SL 82 S FF 97 1-3 K ②		X FF 93 0-0 P6 ②			X SI 94 0-0 E5 25 G4-6-3	C SI 93 F SI 93 F SI 94 D FC 87 X KC 80 1-2 P6 ③		4 0 0 0 0 1 2						
25 Jason Giambi, L (1, 10) OBP: 0.310, SLG: 0.422 12 Mark Reynolds, R (9, PH) OBP: 0.309, SLG: 0.399		C FF 96 C SI 97 X FF 97 0-2 G1-3 ③		C FF 94 X FS 88 0-1 P5 ③			F FF 95 X SI 95 0-1 G4-6-3 ①② 1-2f		C SI 88 B CH 85 B SI 91 S SI 90 B CH 85 F FC 86 S FC 85 3-3 K ①	3 0 0 0 0 0 2 1 0 0 0 0 1 0						
8 Lonnie Chisenhall, L (1, 5) OBP: 0.275, SLG: 0.386			B FF 93 C FF 92 F SL 88 F SI 90 B FF 96 B SL 89 X SI 95 3-2 11 1B 24 1B 1B		B FF 92 C FC 93 B FF 93 B CU 80 S FS 88 F SL 88 F SL 86 B FS 87 4-2 11 G3 BB		B SI 96 F SI 95 C SL 83 B SL 83 B SI 96 X FF 95 3-2 9 WP 2B		B SI 92 C SI 89 S FC 85 B FC 86 B CU 74 X SI 91 3-2 L4 ②	3 1 2 0 1 0 0						
11 Drew Stubbs, R (1, 9) OBP: 0.300, SLG: 0.395 (7, 8)			X FC 94 0-0 13 S 24 1B 1-3 1B		C SL 88 F FC 87 F FC 95 B SL 87 X CH 79 1-2 G3 ①② 1-2f		B FF 94 B FF 95 B FF 95 B FF 94 4-0 9 WP BB		B SI 90 X SI 91 1-0 9 WP 9 HR 2B	3 1 2 0 1 0 1						
Inning Stats	R: 0 E: 0 K: 2 S: 8 H: 0 LOB: 0 BB: 0 P: 14	R: 0 E: 0 K: 1 S: 10 H: 0 LOB: 1 BB: 0 P: 15	R: 1 E: 0 K: 1 S: 13 H: 3 LOB: 2 BB: 0 P: 23	R: 0 E: 0 K: 0 S: 4 H: 0 LOB: 0 BB: 0 P: 5	R: 0 E: 0 K: 0 S: 11 H: 0 LOB: 0 BB: 1 P: 16	R: 1 E: 0 K: 1 S: 9 H: 1 LOB: 0 BB: 0 P: 12	R: 0 E: 1 K: 0 S: 11 H: 1 LOB: 3 BB: 2 P: 25	R: 0 E: 0 K: 1 S: 11 H: 1 LOB: 1 BB: 0 P: 15	R: 2 E: 0 K: 1 S: 13 H: 2 LOB: 0 BB: 0 P: 23	1B: 4 2B: 2 3B: 0 HR: 2 SF: 0 SAC: 0 DP: 2 HBP: 1						

PITCHER		IP	WLS	BF	H	R	ER	SO	BB	IBB	HBP	BLK	WP	HR	S	P	ERA	WHIP
19 Aníbal Sánchez, R ERA: 2.7	(1, 1)	5.0	W	19	3	1	1	4	1	0	1	0	0	0	46	73	1.80	0.800
40 Phil Coke, L ERA: 6.0	(6, 1)	1.2		7	2	1	1	1	0	0	0	0	0	1	15	21	5.40	1.200
36 Luke Putkonen, R ERA: 2.84	(7, 1)	0.1		3	0	0	0	0	2	0	0	0	1	0	5	16	0.00	6.000
33 Drew Smyly, L ERA: 2.08	(8, 1)	1.0		4	1	0	0	1	0	0	0	0	0	0	11	15	0.00	1.000
38 Darin Downs, L ERA: 5.18	(9, 1)	1.0		5	2	2	2	1	0	0	0	0	1	1	13	23	18.00	2.000

PITCHER	IP	WLS	BF	H	R	ER	SO	BB	IBB	HBP	BLK	WP	HR	S	P	ERA	WHIP

Detroit Tigers @ Cleveland Indians

Progressive Field, Cleveland, OH

Sat Jul 06 2013, 4:06 PM - 7:22 PM EDT

Att. 28,054 - Cloudy - 75 F

livebaseballscorecards.com

AB	34
R	4
H	8
RBI	4
BB	3
SO	7
LOB	16

WP: 2 PA: 38
PB: 0
SB: 1
CS: 0

Batter	1	2	3	4	5	6	7	8	9	AB	R	H	RBI	BB	SO	LOB
14 Austin Jackson, R (1, 8) OBP: 0.370, SLG: 0.414	X SI 95 0-0 ① L8		C SI 94 B SL 90 X SI 94 1-1 ① G6-3		F SL 89 B CH 86 B SI 95 X SI 94 2-1 ② G6-3		B SL 80 B FF 88 B SI 89 C SI 89 C FF 90 X SI 91 3-2 48 1B 24 1B 1B 2-3	B FF 92 S FF 92 T FF 92 S FF 93 1-3 ② K		5	1	1	0	0	1	2
48 Torii Hunter, R (1, 9) OBP: 0.348, SLG: 0.443	F SI 94 B SI 96 F CH 88 F SL 87 F SI 96 B SI 97 X SI 97 2-2 ② G6-3		C SL 90 B CU 84 C SI 94 C SI 94 1-3 ② K		B CU 84 F SL 92 X SI 95 1-1 ③ G5-3		S SI 90 B SI 90 C FF 90 F SI 90 F SI 90 F FF 90 F FF 90 X SL 81 1-2 41 BB 24 1B 1B 1-3 3-H	B SL 80 C FF 92 B FF 92 X SL 80 2-1 1-H 3-H HR		5	1	2	4	0	1	0
24 Miguel Cabrera, R (1, 5) OBP: 0.457, SLG: 0.679	X SI 96 0-0 HR		B SL 92 T CU 83 C SI 97 F SI 97 B SI 90 B SI 97 D SL 88 4-2 BB			F SL 92 X SI 94 0-1 27 S 28 BB 1B	X FF 91 0-0 41 BB 1B 1-2 3-H	X FF 92 0-0 41 WP 28 1B 1B		4	1	4	2	1	0	0
28 Prince Fielder, L (1, 10) OBP: 0.361, SLG: 0.462	C SI 89 S SI 96 B FF 95 B SI 96 X SI 97 2-2 ③ G4-3		B SI 97 C SL 92 C SI 96 S SL 92 1-3 ③ K			B CH 83 C SL 89 B SI 94 D SL 91 B SI 93 4-1 27 S 1-2 BB	C SI 89 B SL 82 C SL 81 F SL 82 F SL 83 X FF 92 1-2 ② F5	F FF 93 F SL 81 X SL 80 0-2 41 WP 1-2 1B		4	0	1	0	1	1	3
41 Victor Martinez, S (1, 3) OBP: 0.300, SLG: 0.353		B SI 94 C CH 86 C SI 95 B CU 85 X CH 86 2-2 ① G1-3		C SL 89 X SI 94 0-1 1B		S SL 92 C CU 85 B FF 95 S SL 91 1-3 ① K	B SL 82 C SL 82 B FF 91 B FF 90 F SL 83 B SL 82 4-2 1-2 2-3 BB	C KC 83 B KC 85 B FF 95 F FF 96 B FF 96 S KC 86 3-3 ③ K 1-2 2-3		4	0	1	0	1	2	4
27 Jhonny Peralta, R (1, 6) OBP: 0.362, SLG: 0.446		C SI 96 S SL 92 B SI 96 F SI 96 S SL 86 1-3 ② K		F SI 94 B SI 94 S SL 92 S CU 82 1-3 ① K		B SL 92 F SL 92 F SI 94 F CU 85 B SI 95 B CU 84 S SI 95 3-3 ② K 1-2 2-3	X FF 90 0-0 ③ F9		B FF 92 B FF 92 B FF 91 C FF 92 X FF 92 3-1 13 G3-6-3 1B	5	0	1	0	0	3	6
12 Andy Dirks, L (1, 7) OBP: 0.313, SLG: 0.355		B SI 95 X SI 94 1-0 13 BB 1B		S CH 85 C SL 90 B CU 85 B SI 94 F CH 86 S SL 92 2-3 ② K		F SL 91 S CH 86 B CU 85 S CU 85 1-3 ③ K		B FF 90 B FF 91 B FF 91 C FF 92 B FF 93 4-1 39 FC4-6 48 HR 13 1B BB	B FF 92 C FF 91 T FF 91 C SL 81 1-3 ① K	4	1	1	0	1	3	4
13 Alex Avila, L (1, 2) OBP: 0.280, SLG: 0.303		B SL 91 B SI 95 B CU 83 B SI 95 4-0 1-2 BB		B SI 93 F SI 94 F CU 83 X SI 94 1-2 ③ F7			C SL 90 B SI 93 X SI 93 1-1 ① G6-3	C FF 91 S SL 81 B SL 80 X SL 80 1-2 39 FC4-6 1B 1-2	C FF 92 X SL 82 0-1 ② ③ G3-6-3 1-2f	4	0	1	0	1	0	2
39 Ramon Santiago, S (1, 4) OBP: 0.234, SLG: 0.268		B SI 94 S SL 89 C SL 91 C SI 96 1-3 ③ K			F SI 94 L SI 93 B CU 82 C SI 94 1-3 ① K		B SI 91 B SL 90 B SI 94 C SI 94 X SI 95 3-1 14 1B 48 1B 2B	B FF 92 X FF 91 1-0 ① FC4-6 48 HR 1-2f 2-3		4	2	1	0	0	2	4
Inning Stats	R: 1 H: 1 E: 0 LOB: 0 K: 0 BB: 0 S: 10 P: 14	R: 0 H: 1 E: 0 LOB: 2 K: 2 BB: 1 S: 11 P: 20	R: 0 H: 0 E: 0 LOB: 1 K: 2 BB: 1 S: 11 P: 18	R: 0 H: 1 E: 0 LOB: 1 K: 2 BB: 0 S: 12 P: 16	R: 0 H: 0 E: 0 LOB: 0 K: 1 BB: 0 S: 7 P: 11	R: 0 H: 1 E: 0 LOB: 2 K: 3 BB: 1 S: 13 P: 22	R: 2 H: 4 E: 0 LOB: 3 K: 0 BB: 1 S: 23 P: 36	R: 3 H: 4 E: 0 LOB: 2 K: 2 BB: 1 S: 17 P: 29	R: 0 H: 1 E: 0 LOB: 0 K: 1 BB: 0 S: 7 P: 11	1B: 10 SF: 0 2B: 1 SAC: 0 3B: 0 DP: 1 HR: 2 HBP: 0						

Detroit Tigers @ Cleveland Indians

Progressive Field, Cleveland, OH

Sun Jul 07 2013, 1:06 PM - 4:27 PM EDT

Att. 20,503 - Overcast - 77 F

TOP

livebaseballscorecards.com

AB	39
R	6
H	13
RBI	6
BB	5
SO	13
LOB	25

WP: 1 PA: 44
PB: 0
SB: 2
CS: 0

PITCHER		IP	WLS	BF	H	R	ER	SO	BB	IBB	HBP	BLK	WP	HR	S	P	ERA	WHIP
28 Corey Kluber, R ERA: 4.23	(1, 1)	6.1		27	5	2	2	10	3	0	0	0	0	1	68	109	2.84	1.263
38 Joe Smith, R ERA: 2.73	(7, 1)	0.2		6	3	1	1	0	1	0	0	0	0	0	19	28	13.50	6.000
52 Vinnie Pestano, R ERA: 4.71	(8, 1)	0.2	B	7	4	3	3	1	1	0	0	0	0	1	14	23	40.50	7.500
37 Cody Allen, R ERA: 2.52	(8, 1)	0.1	W	1	0	0	0	1	0	0	0	0	1	0	3	6	0.00	0.000
54 Chris Perez, R ERA: 3.32	(9, 1)	1.0	S	3	1	0	0	1	0	0	0	0	0	0	7	11	0.00	1.000

PITCHER	IP	WLS	BF	H	R	ER	SO	BB	IBB	HBP	BLK	WP	HR	S	P	ERA	WHIP

Detroit Tigers @ Cleveland Indians

Progressive Field, Cleveland, OH

Sun Jul 07 2013, 1:06 PM - 4:27 PM EDT

Att. 20,503 - Overcast - 77 F

livebaseballscorecards.com

BOTTOM

Batter	1	2	3	4	5	6	7	8	9	AB	R	H	RBI	BB	SO	LOB
24 Michael Bourn, L (1, 8) OBP: 0.333, SLG: 0.368	C SI 88 C FC 88 X CU 73 0-2 ① G5-3	B SI 90 1 SAFE F SI 89 C SI 89 S SI 89 1-3 ① K 1-2			S CH 79 B FF 87 X CH 81 1-1 ① G4-3		B FF 95 F FF 95 C SL 82 S SL 82 1-3 ① K	B FF 95 F FF 96 S KC 79 C KC 78 1-3 ③ K		5	0	0	0	0	3	3
13 Asdrúbal Cabrera, S (1, 6) OBP: 0.311, SLG: 0.420	B FC 88 C SI 88 F FC 88 B FF 88 S CU 74 2-3 ② K	F SI 91 X SI 91 0-1 ② G4-3 2-3			B CH 80 B SI 88 X CH 82 2-0 ② L3		B SL 80 B FF 96 X FF 96 2-0 ② G6-3			4	0	0	0	0	1	1
22 Jason Kipnis, L (1, 4) OBP: 0.382, SLG: 0.522	C SI 90 B CH 81 B SI 92 F SI 91 B FC 86 B SI 90 4-2 33 BB 23 2B BB	B CU 73 C SI 89 B FC 89 B SI 90 X SI 90 3-1 ③ F8			C CU 74 F CH 81 B CU 73 B SI 88 X CH 80 2-2 33 S 1B		L FF 97 F FF 96 F FF 98 B CH 88 X SL 83 1-2 ③ P6			3	1	1	0	1	0	1
33 Nick Swisher, S (1, 3) OBP: 0.352, SLG: 0.412	C CH 82 F FC 86 B FF 91 B CU 73 B SI 90 B SI 89 4-2 23 2B 1-2 BB	F SI 89 X SI 89 0-1 ① F7			S CU 72 B SI 88 F CH 79 F SI 88 F SI 91 S CU 74 1-3 ③ K 1-2			B SL 88 B SI 95 B SL 87 C FF 95 C FF 96 F SL 88 B SL 87 4-2 23 HR BB		2	2	0	0	2	1	1
23 Michael Brantley, L (1, 7) OBP: 0.330, SLG: 0.394	C SI 90 B FC 86 C SI 89 F CU 75 D CU 76 F SI 91 X FC 85 2-2 41 HR 1-H 2-H 2B	C CH 83 B CH 82 X SI 90 1-1 ② F7				F CH 80 F FC 86 B SI 87 X SI 88 1-2 HR		C SI 95 B SL 87 B SL 86 B FF 95 X SI 95 3-1 1-H HR		4	3	3	5	0	0	0
41 Carlos Santana, S (1, 2) OBP: 0.373, SLG: 0.455	C CH 82 X FC 87 0-1 2-H HR	S SI 91 C CH 79 B FF 88 X FF 89 1-2 ③ G3-1				C CH 81 C CU 74 S SI 91 0-3 ① K		B SL 87 F SL 88 B SL 88 C SL 87 C FF 96 2-3 ① K		4	1	1	2	0	2	0
12 Mark Reynolds, R (1, 10) OBP: 0.309, SLG: 0.395 4 Mike Aviles, R (8, PR) OBP: 0.288, SLG: 0.382 (9, 10)	B SI 90 F SI 90 B SI 90 C CU 75 B FF 90 X SI 90 3-2 ③ G5-3			B FF 88 B SI 89 B SI 88 X SI 87 3-0 ① L6		B FC 88 X SI 89 1-0 ② G6-3		B SL 87 B SL 86 B FF 95 B SI 94 4-0 8 1B 8 PB 11 SF8 BB		3 0	0 1	0 0	0 0	1 0	0 0	0 0
8 Lonnie Chisenhall, L (1, 5) OBP: 0.287, SLG: 0.412		B SI 89 T SI 90 C SI 88 B FF 89 X CU 74 2-2 HR		F SI 89 C CH 82 B SI 90 T CH 81 X SI 88 2-2 ② G4-3		F SI 90 B FC 89 B CH 82 C CH 80 B FF 91 B SI 91 4-2 11 FC5-4 BB		B FF 96 1 SAFE 1 SAFE F FF 95 F KC 76 B CH 85 D KC 78 X FF 94 3-2 11 SF8 11 S 1-3 1B		3	1	2	1	1	0	0
11 Drew Stubbs, R (1, 9) OBP: 0.300, SLG: 0.394		C SI 90 F SI 91 B FC 90 X SI 91 1-2 13 G4-3 24 S 1B		B CU 74 X SI 90 1-0 ③ G6-3		B CU 74 C SI 89 X SI 89 1-1 ③ FC5-4 1-2f		S KC 79 C KC 78 D KC 80 B FF 95 X FF 96 2-2 ② SF8 1-3 3-H		3	0	1	1	0	0	1
Inning Stats	R: 4 H: 2 E: 0 LOB: 0 K: 1 BB: 2 S: 20 P: 35	R: 1 H: 2 E: 0 LOB: 1 K: 1 BB: 0 S: 13 P: 20	R: 0 H: 0 E: 0 LOB: 0 K: 0 S: 7 BB: 0 P: 9	R: 0 H: 0 E: 0 LOB: 0 K: 0 BB: 0 S: 5 P: 11	R: 0 H: 1 E: 0 LOB: 1 K: 1 BB: 0 S: 11 P: 17	R: 1 H: 1 E: 0 LOB: 1 K: 1 BB: 1 S: 11 P: 18	R: 0 H: 0 E: 0 LOB: 0 K: 1 BB: 0 S: 8 P: 12	R: 3 H: 2 E: 0 LOB: 2 K: 2 BB: 2 S: 17 P: 36		1B: 3 SF: 1 2B: 1 SAC: 0 3B: 0 DP: 0 HR: 4 HBP: 0				WP: 0 PA: 37 PB: 1 SB: 3 CS: 0		

	AB	31
	R	9
	H	8
	RBI	9
	BB	5
	SO	7
	LOB	7

PITCHER		IP	WLS	BF	H	R	ER	SO	BB	IBB	HBP	BLK	WP	HR	S	P	ERA	WHIP
58 Doug Fister, R ERA: 4.07	(1, 1)	6.0		27	6	6	6	4	3	0	0	0	0	3	67	110	9.00	1.500
57 Evan Reed, R ERA: 2.38	(7, 1)	1.0		3	0	0	0	1	0	0	0	0	0	0	8	12	0.00	0.000
62 Al Alburquerque, R ERA: 3.38	(8, 1)	0.1	L	4	1	3	3	1	2	0	0	0	0	1	8	21	81.00	9.000
36 Luke Putkonen, R ERA: 2.75	(8, 1)	0.2		3	1	0	0	1	0	0	0	0	0	0	9	15	0.00	1.500

PITCHER	IP	WLS	BF	H	R	ER	SO	BB	IBB	HBP	BLK	WP	HR	S	P	ERA	WHIP

Batter	1	2	3	4	5	6	7	8	9	10	AB	R	H	RBI	BB	SO	LOB
14 Austin Jackson, R (1, 8) OBP: 0.367, SLG: 0.414	B SI 90 B SI 90 F SI 91 S SI 91 F SI 93 F SL 85 X SI 92 2-2 ① G3	F SI 94 B SL 85 F SI 94 S SI 95 1-3 ③ K			C CU 76 B SL 85 B CH 81 F SI 92 F SI 93 F SI 93 S CH 82 2-3 ① K2-3		B FC 93 B SL 83 B FC 92 C FC 92 X FC 92 3-1 2B			C SI 93 C SI 94 B CU 80 X SI 94 1-2 ① G6-3	5	0	1	0	0	2	3
48 Torii Hunter, R (1, 9) OBP: 0.344, SLG: 0.437	C SI 93 B SI 93 B CH 78 F SI 92 X SI 93 2-2 ② G5-3		B SI 89 F SI 90 F SI 90 X SI 92 1-2 ① G4-3		F SL 86 X SI 94 0-1 ② L3		B FF 94 B KC 82 F FF 96 F FF 95 S KC 84 2-3 ② K			C SL 89 B SI 95 S SI 93 B SI 94 S SL 89 2-3 ② K	5	0	0	0	0	2	1
24 Miguel Cabrera, R (1, 5) OBP: 0.457, SLG: 0.673	F SI 94 X SI 91 0-1 ③ G6-3		C SI 92 B CH 82 S SI 93 F CH 82 B SI 94 F SI 94 F SI 94 B SL 85 F SI 94 4-2 B CH 81 41 FC4-6 BB		X SL 89 0-0 ③ F8		X FF 96 0-0 ③ G6-3			S SL 89 B SI 94 B SI 94 B SL 88 B SI 95 4-1 28 BB 41 2B BB	3	1	0	0	2	0	1
28 Prince Fielder, L (1, 3) OBP: 0.362, SLG: 0.457		C SI 91 F SI 92 C SI 94 0-3 ① K	X SI 95 0-0 ② F7			X SL 84 0-0 ① G3		S FF 95 B FF 95 F FF 95 B FF 95 F KC 83 B FF 96 4-2 27 G6-4-3 BB		B SI 93 C CH 84 B SL 88 B SI 94 B SI 94 4-1 41 2B 1-2 BB	3	1	0	0	2	1	1
41 Victor Martinez, S (1, 10) OBP: 0.304, SLG: 0.361		C SI 92 B CH 83 X SI 92 1-1 27 2B 2B	C SI 94 B SI 95 X SI 95 1-1 ③ FC4-6 1-2f			B CU 77 F SI 92 B CH 82 B SL 87 B SI 92 4-1 12 1B BB		B FF 95 B KC 83 X FF 94 2-0 ① P3		C SI 93 X CU 82 0-1 1-H 2-H 2B	4	1	2	2	1	0	2
27 Jhonny Peralta, R (1, 6) OBP: 0.360, SLG: 0.445		B SI 92 C SI 92 D CH 82 D CH 83 X SI 92 3-1 55 1B 2-H 2B	B SI 90 C CU 72 B SI 91 C SI 91 F CH 80 B CH 79 S SI 93 3-3 ① K			X CH 82 0-0 ② F7		F SI 88 B SI 88 B SI 88 F SI 89 B SI 89 F SI 88 X SI 88 3-2 ②③ G6-4-3 1-2f		C SI 93 B SI 94 C SL 88 D SI 93 X SI 93 2-2 ③ G5-3	5	0	1	1	0	1	3
18 Matt Tuiasosopo, R (1, 7) OBP: 0.467, SLG: 0.603 12 Andy Dirks, L (6, PH) OBP: 0.314, SLG: 0.356 (6, 7)		C SI 92 C SL 84 S SI 94 0-3 ② K	C CU 75 B CH 81 F SI 93 B CU 79 B SI 94 X SI 94 3-2 HR			F FC 93 X FF 91 0-1 1-2 1B			B FF 92 X FF 91 1-0 ① G6-3		2	1	1	1	0	1	1
											2	0	1	0	0	0	0
55 Brayan Peña, S (1, 2) OBP: 0.319, SLG: 0.375		B SI 93 F SI 93 B CH 84 F SI 92 D SL 79 X SI 95 3-2 39 BB 2-3 1B	F SI 94 F SI 94 X SL 80 0-2 ② L9			B FC 93 B FC 92 X FC 93 2-0 ③ F7			B FF 92 C FF 92 F SL 83 S SL 83 1-3 ② K		4	0	1	0	0	1	2
39 Ramon Santiago, S (1, 4) OBP: 0.235, SLG: 0.257		B CH 81 B CU 76 1 SAFE B SI 93 C SI 92 B SI 93 4-1 1-2 BB	B SI 93 B CH 81 X SI 93 2-0 ③ L9				B FF 91 C FC 94 B FC 93 X FC 94 2-1 ① B1-3		X FF 92 0-0 ③ L8		3	0	0	0	1	0	0
Inning Stats	R: 0 H: 0 E: 0 LOB: 0 K: 0 BB: 0 S: 10 P: 14	R: 1 H: 3 E: 0 LOB: 3 K: 3 BB: 1 S: 17 P: 29	R: 0 H: 0 E: 0 LOB: 1 K: 0 BB: 1 S: 12 P: 18	R: 1 H: 1 E: 0 LOB: 0 K: 1 BB: 0 S: 11 P: 19	R: 0 H: 0 E: 0 LOB: 0 K: 1 BB: 0 S: 8 P: 10	R: 0 H: 1 E: 0 LOB: 2 K: 0 BB: 1 S: 6 P: 12	R: 0 H: 1 E: 0 LOB: 1 K: 1 BB: 0 S: 8 P: 15	R: 0 H: 0 E: 0 LOB: 0 K: 0 BB: 1 S: 9 P: 18	R: 0 H: 0 E: 0 LOB: 0 K: 1 BB: 0 S: 5 P: 7	R: 2 H: 1 E: 0 LOB: 1 K: 1 BB: 2 S: 13 P: 26	1B: 2 SF: 0 2B: 4 SAC: 0 3B: 0 DP: 1 HR: 1 HBP: 0						

PITCHER	IP	WLS	BF	H	R	ER	SO	BB	IBB	HBP	BLK	WP	HR	S	P	ERA	WHIP
26 Scott Kazmir, L (1, 1) ERA: 4.74	5.2		24	4	2	2	5	3	0	0	0	0	1	61	97	3.18	1.235
27 Bryan Shaw, R (6, 1) ERA: 4.46	0.2		4	2	0	0	0	0	0	0	0	0	0	7	14	0.00	3.000
37 Cody Allen, R (7, 1) ERA: 2.45	1.0		4	0	0	0	1	1	0	0	0	0	0	9	17	0.00	1.000
38 Joe Smith, R (8, 1) ERA: 2.67	0.2		1	0	0	0	0	0	0	0	0	0	0	4	7	0.00	0.000
54 Chris Perez, R (9, 1) ERA: 3.18	1.0		3	0	0	0	1	0	0	0	0	0	0	5	7	0.00	0.000

PITCHER	IP	WLS	BF	H	R	ER	SO	BB	IBB	HBP	BLK	WP	HR	S	P	ERA	WHIP
32 Matt Albers, R (10, 1) ERA: 2.97	1.0	L	6	1	2	2	1	2	0	0	0	0	0	13	26	18.00	3.000

TOP

Detroit Tigers @ Cleveland Indians

Progressive Field, Cleveland, OH

Mon Jul 08 2013, 7:08 PM - 11:06 PM EDT

Att. 23,640 - Overcast - 79 F

livebaseballscorecards.com

AB	36
R	4
H	7
RBI	4
BB	6
SO	8
LOB	14

WP: 0		PA:	42
PB: 0			
SB: 0			
CS: 0			

Batter	1	2	3	4	5	6	7	8	9	10	AB	R	H	RBI	BB	SO	LOB
24 Michael Bourn, L (1, 8) OBP: 0.331, SLG: 0.364	C FF 92 B FF 94 F FF 95 X CU 80 1-2 G5-3 ①		S CH 84 X FF 93 0-1 G4-3 ①	1 SAFE C FF 92 X FF 94 0-1 L7 ③			B CU 78 S CH 85 F FF 96 X FF 97 1-2 13 CS 1B		B SI 92 C SI 93 B FC 87 X SI 93 2-1 F7 ③		5	0	1	0	0	0	3
13 Asdrúbal Cabrera, S (1, 10) OBP: 0.309, SLG: 0.414	F FF 94 B CU 78 S FF 94 B CU 79 F FF 95 B CU 80 S CH 88 3-3 K ②		X CH 83 0-0 G3-1 ②		C FF 91 B CH 86 B CH 87 B CH 85 B CH 88 4-1 33 G3 22 WP BB		C FF 94 B FF 94 B CU 79 1 SAFE B CU 80 S FF 95 1-2 3-3 K ①②			C FF 95 F FF 94 B CH 86 S SI 95 1-3 K ①	4	0	0	0	1	3	1
22 Jason Kipnis, L (1, 4) OBP: 0.379, SLG: 0.517	B FF 94 S FF 95 B FF 95 B FF 94 S CH 87 F FF 97 F FF 96 X CH 86 3-2 P6 ③		B FF 92 C FF 93 X CH 87 1-1 23 BB 33 1B 1B		B CH 84 F FF 93 B FF 90 C CH 86 X FF 95 2-2 L7 ① 1-2		B FF 96 B FF 95 S CH 86 F FF 95 B FF 97 S FF 97 3-3 K ③			B FF 94 X FF 95 1-0 G4-3 ②	5	0	1	0	0	1	1
33 Nick Swisher, S (1, 9) OBP: 0.353, SLG: 0.412 (10, 3)		B CH 84 B CH 85 S CH 85 X FF 95 2-1 G6-3 ①	S FF 94 1 SAFE D CU 79 X CH 84 1-1 23 BB 1-2 1B		B CH 84 X FF 94 1-0 G3 ② 2-3			B FF 102 S CH 92 X FF 102 1-1 G2 ①		B FF 94 B FF 94 X FF 95 2-0 23 1B 23 DI 1B	5	0	2	0	0	0	1
23 Michael Brantley, L (1, 7) OBP: 0.337, SLG: 0.397		X FF 93 0-0 8 S 4 1B 8 1B 1B	B FF 94 B FF 94 B CH 84 C FF 96 B CH 85 4-1 1-2 2-3 BB		D CU 78 B CU 77 B CH 87 C FF 95 C FF 95 B CU 79 4-2 BB			B FF 101 B CH 91 X FF 101 2-0 F8 ②		B FF 94 X CH 84 1-0 1-3 1B	3	1	2	0	2	0	0
4 Mike Aviles, R (1, 6) OBP: 0.286, SLG: 0.378	C FF 93 1 SAFE B FF 94 X CH 86 1-1 8 S 8 1B 1-2 1B		C SL 87 F FF 95 F SL 86 X FF 97 0-2 G1-3 ③		X SL 83 0-0 P5 ③			B FF 101 X FF 102 1-0 G4-3 ③		B SL 90 C SI 95 S SI 94 S FF 96 1-3 K ③	5	1	1	0	0	1	7
12 Mark Reynolds, R (1, 3) OBP: 0.311, SLG: 0.396 11 Drew Stubbs, R (9, PR) OBP: 0.300, SLG: 0.394 (10, 9)	C FF 95 F FF 97 T FF 98 0-2 K ②			B SL 83 S SL 86 S FF 94 X SL 88 1-2 1B		S SL 82 B FF 93 B FF 94 S SL 85 F SL 87 X SL 86 2-2 P4 ①			B FF 100 B SL 89 C FF 101 S FF 101 B FF 101 X FF 101 3-2 8 PB 1B		4 0	0 0	2 0	0 0	1 0	2 0	2 0
8 Lonnie Chisenhall, L (1, 5) OBP: 0.286, SLG: 0.408	B CH 86 F FF 95 C FF 97 F FF 98 F FF 99 F FF 98 B FF 98 X CH 89 2-2 1-H 2-H 1B			X FF 93 0-0 P6 ①		C CH 85 F FF 95 B FF 97 B CU 78 B CU 79 S FF 95 3-3 K ②			1 SAFE B KC 78 B SI 91 F SI 92 D SI 92 X SI 92 3-1 F8 ① 1-2		4	0	1	2	0	1	2
10 Yan Gomes, R (1, 2) OBP: 0.303, SLG: 0.500	X FF 93 0-0 F9 ③			C SL 85 C SL 85 S FF 96 0-3 K ②		F FF 93 F SL 84 S SL 85 0-3 K ③			B SI 92 F SI 92 C KC 79 D FC 85 F SI 92 D KC 81 S KC 80 3-3 K ②		4	0	0	0	0	3	4
Inning Stats	R: 0 H: 0 E: 0 LOB: 0 K: 1 BB: 0 S: 12 P: 19	R: 2 H: 3 E: 0 LOB: 1 K: 1 BB: 0 S: 15 P: 20	R: 0 H: 2 E: 0 LOB: 3 K: 0 BB: 1 S: 12 P: 18	R: 0 H: 1 E: 0 LOB: 1 K: 1 BB: 0 S: 9 P: 10	R: 0 H: 0 E: 0 LOB: 2 K: 0 BB: 2 S: 8 P: 19	R: 0 H: 0 E: 0 LOB: 0 K: 2 BB: 0 S: 10 P: 15	R: 0 H: 1 E: 0 LOB: 0 K: 2 BB: 0 S: 9 P: 16	R: 0 H: 0 E: 0 LOB: 0 K: 0 BB: 0 S: 4 P: 8	R: 0 H: 1 E: 0 LOB: 2 K: 1 BB: 0 S: 11 P: 22	R: 0 H: 2 E: 0 LOB: 2 K: 2 BB: 0 S: 9 P: 15	1B: 10 SF: 0 2B: 0 SAC: 0 3B: 0 DP: 0 HR: 0 HBP: 0						

PITCHER		IP	WLS	BF	H	R	ER	SO	BB	IBB	HBP	BLK	WP	HR	S	P	ERA	WHIP
37 Max Scherzer, R ERA: 3.06	(1, 1)	7.0		30	7	2	2	7	3	0	0	0	1	0	75	117	2.57	1.429
43 Bruce Rondón, R ERA: 5.4	(8, 1)	1.0		4	1	0	0	0	0	0	0	0	0	0	7	14	0.00	1.000
33 Drew Smyly, L ERA: 2.04	(9, 1)	1.0	W	3	0	0	0	1	0	0	0	0	0	0	8	16	0.00	0.000
53 Joaquín Benoit, R ERA: 1.73	(10, 1)	1.0	S	5	2	0	0	2	0	0	0	0	0	0	9	15	0.00	2.000

PITCHER	IP	WLS	BF	H	R	ER	SO	BB	IBB	HBP	BLK	WP	HR	S	P	ERA	WHIP

BOTTOM

Detroit Tigers @ Cleveland Indians

Progressive Field, Cleveland, OH

Mon Jul 08 2013, 7:08 PM - 11:06 PM EDT

Att. 23,640 - Overcast - 79 F

livebaseballscorecards.com

AB	39
R	2
H	10
RBI	2
BB	3
SO	10
LOB	21

WP: 1 PA: 42
PB: 1
SB: 2
CS: 1

Toronto Blue Jays @ Cleveland Indians

Progressive Field, Cleveland, OH

Tue Jul 09 2013, 7:43 PM - 9:58 PM EDT

Att. 13,640 - Partly Cloudy - 77 F

TOP

livebaseballscorecards.com

Batter	1	2	3	4	5	6	7	8	9	AB	R	H	RBI	BB	SO	LOB
7 José Reyes, S (1, 6) OBP: 0.366, SLG: 0.484	C FF 90 F FF 92 B SL 85 B FF 93 X SL 86 2-2 G4-3		C SL 82 B SI 90 F FS 82 B FF 93 F FF 90 X FS 83 2-2 F7		B FS 87 C SL 81 B FS 86 X SI 90 2-1 10 G6-3 19 S 1B		X KC 84 0-0 L4-3 1-1			4	0	1	0	0	0	1
19 José Bautista, R (1, 9) OBP: 0.362, SLG: 0.513	B FF 95 B SL 84 C FF 93 X FF 94 2-1 F9		B FF 93 B SL 85 B FF 94 X FF 93 3-0 G6-3		B SL 84 1 SAFE B FF 91 C SL 83 B FS 86 X SI 93 3-1 F7 1-2			C SI 90 C SL 82 X SI 89 0-2 G2-3		4	0	0	0	0	0	1
10 Edwin Encarnación, R (1, 10) OBP: 0.361, SLG: 0.535	C FF 93 X FF 93 0-1 2B		B SL 84 B FS 86 C FF 92 B SL 84 F SI 93 D SL 89 4-2 BB		F SL 86 B FF 92 X FS 82 1-1 G6-3 2-3			B SI 90 B SI 89 C SI 89 B SI 89 B SI 89 4-1 26 G6-4-3 BB		2	0	1	0	2	0	1
26 Adam Lind, L (1, 3) OBP: 0.362, SLG: 0.510	C SL 86 B FF 93 F FS 86 B FF 94 B SI 93 X SL 86 3-2 F8		C FF 93 S FF 92 B FF 92 F SL 85 B FF 93 1 SAFE F FF 93 B FS 83 S SL 85 3-3 K		B SL 85 X FS 84 1-0 G4-3			C SL 81 B SI 90 S SI 90 B SL 83 X SI 90 2-2 G6-4-3 1-2f		4	0	0	0	0	1	4
28 Colby Rasmus, L (1, 8) OBP: 0.323, SLG: 0.476		L CU 75 X FS 82 0-1 L9		B CU 75 F SI 90 X FF 92 1-1 3 1B 2B		C SL 83 F CU 75 X FF 92 0-2 F7			C FF 92 B FF 91 C SL 82 F FF 93 F SL 83 X FF 92 1-2 G4-3	4	0	1	0	0	0	0
3 Maicer Izturis, S (1, 5) OBP: 0.287, SLG: 0.351		B FF 90 X SI 91 1-0 2B		X FF 92 0-0 11 FC1-6 2-3 1B		C SL 82 S FS 82 B FS 83 B FF 92 S SL 83 2-3 K			C FF 92 F SL 84 B FF 93 B FF 93 X FF 92 2-2 11 1B 1B	4	0	3	0	0	1	0
11 Rajai Davis, R (1, 7) OBP: 0.339, SLG: 0.391		C SL 85 B SL 86 B FF 92 C FF 93 D FS 87 X FF 95 3-2 G5-3		F SL 86 X FS 86 0-1 FC1-6 9 S 1-2f		C SL 83 B CU 76 B SI 91 X SL 83 2-1 P5			C SL 82 B SL 82 X FF 92 1-1 1-2 1B	4	0	1	0	0	0	3
9 J.P. Arencibia, R (1, 2) OBP: 0.252, SLG: 0.414		B SL 86 F SL 86 B FF 94 B FS 85 S SL 85 B FF 94 4-2 BB		1 SAFE C SL 87 B FF 91 D SI 88 F SL 87 F FF 96 C FF 94 2-3 K 1-2			F FF 95 B FF 96 X KC 83 1-1 7 L4-3 1B		C FF 93 F SL 82 S FF 92 0-3 K	3	0	1	0	1	2	4
1 Emilio Bonifácio, S (1, 4) OBP: 0.239, SLG: 0.307 22 Josh Thole, L (9, PH) OBP: 0.189, SLG: 0.118		B FF 93 B SL 85 S FF 93 B FF 94 F FF 92 F FF 93 F SL 86 S FF 92 3-3 K		B SL 86 X SL 85 1-0 F9			L FF 95 S FF 96 F FF 95 F FF 97 B FF 96 B FF 96 S FF 97 2-3 K		C SL 81 X SL 82 0-1 L6	3 1	0 0	0 0	0 0	0 0	2 0	5 2
Inning Stats	R: 0 H: 1 E: 0 LOB: 1 K: 0 BB: 0 S: 10 P: 17	R: 0 H: 1 E: 0 LOB: 2 K: 1 BB: 1 S: 13 P: 24	R: 0 H: 0 E: 0 LOB: 1 K: 1 BB: 1 S: 12 P: 24	R: 0 H: 2 E: 0 LOB: 2 K: 1 BB: 0 S: 10 P: 14	R: 0 H: 1 E: 0 LOB: 1 K: 0 BB: 0 S: 7 P: 14	R: 0 H: 0 E: 0 LOB: 0 K: 1 BB: 0 S: 8 P: 12	R: 0 H: 1 E: 0 LOB: 0 K: 1 BB: 0 S: 8 P: 11	R: 0 H: 0 E: 0 LOB: 0 K: 0 BB: 1 S: 7 P: 13	R: 0 H: 2 E: 0 LOB: 2 K: 1 BB: 0 S: 15 P: 19	1B: 5 SF: 0 2B: 4 SAC: 0 3B: 0 DP: 2 HR: 0 HBP: 0						WP: 0 PA: 36 PB: 0 SB: 2 CS: 0

	AB	33
	R	0
	H	8
	RBI	0
	BB	3
	SO	6
	LOB	21

PITCHER	IP	WLS	BF	H	R	ER	SO	BB	IBB	HBP	BLK	WP	HR	S	P	ERA	WHIP
30 Ubaldo Jiménez, R (1, 1) ERA: 4.37	6.0	W	25	5	0	0	4	2	0	0	0	0	0	60	105	0.00	1.167
37 Cody Allen, R (7, 1) ERA: 2.39	1.0	H	3	1	0	0	1	0	0	0	0	0	0	8	11	0.00	1.000
38 Joe Smith, R (8, 1) ERA: 2.6	1.0	H	3	0	0	0	0	1	0	0	0	0	0	7	13	0.00	1.000
54 Chris Perez, R (9, 1) ERA: 3.04	1.0	S	5	2	0	0	1	0	0	0	0	0	0	15	19	0.00	2.000

PITCHER	IP	WLS	BF	H	R	ER	SO	BB	IBB	HBP	BLK	WP	HR	S	P	ERA	WHIP

Batter	1	2	3	4	5	6	7	8	9	AB	R	H	RBI	BB	SO	LOB
24 Michael Bourn, L (1, 8) OBP: 0.327, SLG: 0.360	C FF 92 B SL 88 X FF 93 1-1 ① G4-3			B FF 93 C FF 93 C SL 89 S CU 81 1-3 ① K	C CU 81 B SL 90 X SL 89 1-1 ③ G4-3			X FF 95 0-0 ① SH5-4 2-3		3	0	0	0	0	1	0
13 Asdrúbal Cabrera, S (1, 6) OBP: 0.308, SLG: 0.410	B FF 94 C FF 94 L FF 94 B FF 93 B SL 88 S FF 95 3-3 ② K			B CU 79 B FF 93 B FF 95 C FF 94 F FF 94 B FF 95 4-2 22 1B 33 1B BB		B SI 93 B FF 93 F FF 91 X FF 93 2-1 ① F7		C FF 94 X FF 95 0-1 ② SF8 3-H		2	1	0	1	1	1	0
22 Jason Kipnis, L (1, 4) OBP: 0.377, SLG: 0.513	C FF 94 B CH 90 S CH 89 B SI 92 F CU 81 S FF 94 2-3 ③ K			X FF 93 0-0 33 1B 23 1B 1-2 1B		C FF 93 B CH 90 B CU 82 X SI 94 2-1 ② G3-1		M CH 88 X CH 88 0-1 ③ F7		4	1	1	0	0	1	0
33 Nick Swisher, S (1, 10) OBP: 0.356, SLG: 0.412		B FF 92 C FF 91 S SI 93 C FF 94 1-3 ① K		D SI 93 B CU 78 F FF 94 B FF 94 X FF 94 3-1 23 1B 1-3 2-H 1B		B SI 95 C SL 90 B SL 81 C FF 95 F SL 88 B SL 82 B FF 94 4-2 BB				2	0	1	1	1	1	0
23 Michael Brantley, L (1, 7) OBP: 0.337, SLG: 0.396		C FF 93 B CU 81 C FF 93 B SI 92 B FF 94 F FF 94 X FF 94 3-2 ② L1-3		C SL 83 X SL 81 0-1 1-2 3-H 1B		X SI 94 0-0 ③ G3				3	0	1	1	0	0	1
41 Carlos Santana, S (1, 2) OBP: 0.370, SLG: 0.450		C FF 94 B FF 93 X FF 93 1-1 ③ F9		F FF 93 B SL 88 B FF 94 X FF 94 2-1 ② F9			C SL 85 B SL 88 X SI 93 1-1 ① G4-3			3	0	0	0	0	0	2
12 Mark Reynolds, R (1, 3) OBP: 0.308, SLG: 0.392			C SL 86 B FF 93 B FF 92 F FF 94 X FF 95 2-2 ① F8	S SL 88 X SL 85 0-1 G4-3			F FF 94 B FF 94 B SL 88 B SL 84 F FF 94 S SL 87 3-3 ② K			3	0	0	0	0	1	2
8 Lonnie Chisenhall, L (1, 5) OBP: 0.280, SLG: 0.400			B FF 94 C FF 93 B FF 94 X FF 95 2-1 ② P5		B FF 92 F FF 91 B SL 89 C FF 92 X FF 94 2-2 ① L4		B SI 94 X SI 94 1-0 ③ G4-3			3	0	0	0	0	0	0
11 Drew Stubbs, R (1, 9) OBP: 0.300, SLG: 0.397			C SL 87 S SL 89 B SL 87 S CU 80 1-3 ③ K		C FF 95 S FF 95 X FF 95 0-2 ② G4-3			X FF 94 0-0 24 SH5-4 13 SF8 2B		3	1	1	0	0	1	0
Inning Stats	R: 0 E: 0 K: 2 S: 9 H: 0 LOB: 0 BB: 0 P: 15	R: 0 E: 0 K: 1 S: 9 H: 0 LOB: 0 BB: 0 P: 14	R: 0 E: 0 K: 1 S: 8 H: 0 LOB: 0 BB: 0 P: 13	R: 2 E: 0 K: 1 S: 14 H: 3 LOB: 2 BB: 1 P: 24	R: 0 E: 0 K: 0 S: 8 H: 0 LOB: 0 BB: 0 P: 11	R: 0 E: 0 K: 0 S: 8 H: 0 LOB: 1 BB: 1 P: 16	R: 0 E: 0 K: 1 S: 6 H: 0 LOB: 0 BB: 0 P: 11	R: 1 E: 0 K: 0 S: 6 H: 1 LOB: 0 BB: 0 P: 6		1B: 3 2B: 1 3B: 0 HR: 0 SF: 1 SAC: 1 DP: 0 HBP: 0						

PITCHER		IP	WLS	BF	H	R	ER	SO	BB	IBB	HBP	BLK	WP	HR	S	P	ERA	WHIP
55 Josh Johnson, R ERA: 4.62	(1, 1)	7.0	L	26	3	2	2	6	2	0	0	0	0	0	62	104	2.57	0.714
50 Steve Delabar, R ERA: 1.76	(8, 1)	1.0		4	1	1	1	0	0	0	0	0	0	0	6	6	9.00	1.000

PITCHER	IP	WLS	BF	H	R	ER	SO	BB	IBB	HBP	BLK	WP	HR	S	P	ERA	WHIP

BOTTOM

Toronto Blue Jays @ Cleveland Indians

Progressive Field, Cleveland, OH

Tue Jul 09 2013, 7:43 PM - 9:58 PM EDT

Att. 13,640 - Partly Cloudy - 77 F

livebaseballscorecards.com

AB	26
R	3
H	4
RBI	3
BB	2
SO	6
LOB	5

Toronto Blue Jays @ Cleveland Indians

Progressive Field, Cleveland, OH

Wed Jul 10 2013, 7:06 PM - 10:23 PM EDT

Att. 14,134 - Cloudy - 73 F

TOP

livebaseballscorecards.com

Batter	1	2	3	4	5	6	7	8	9	AB	R	H	RBI	BB	SO	LOB
7 José Reyes, S (1, 6) OBP: 0.368, SLG: 0.474	C SI 89 X FF 93 0-1 ① P4		1 SAFE B SI 90 C FF 93 B SL 82 1 SAFE X SI 90 2-1 ②③ G4-6-3 1-2f			B SL 80 F FF 93 X SI 91 1-1 ② 1B		X SL 83 0-0 ① G3-1	B FF 88 C FF 88 B SL 81 S FF 88 F SL 81 H FF 89 3-2 HBP	4	0	1	0	0	0	1
19 José Bautista, R (1, 9) OBP: 0.360, SLG: 0.506	B SI 92 F SI 93 F SI 93 C SL 85 1-3 ② K			C SL 83 B SI 92 B SI 92 B SI 90 B SI 89 4-1 10 G5-4-3 BB		C SL 82 B SL 84 B FF 95 B SI 90 C SI 90 S SL 81 3-3 ③ K		C FF 91 S SL 81 B FF 92 B FF 92 B FF 92 X FF 92 3-2 ② F8	C FC 95 B FC 96 F SL 83 B FC 96 B FC 95 F FC 96 X FC 96 3-2 ③ G6-3	4	0	0	0	1	2	2
10 Edwin Encarnación, R (1, 3) OBP: 0.357, SLG: 0.529	B SI 94 F SI 93 S SI 94 F SL 86 F FF 96 X SI 94 1-2 ③ G4-3			C SI 90 B SI 91 B SL 84 S SI 90 X SI 90 2-2 ①② G5-4-3 1-2f			C SL 80 F SI 92 B SL 86 S FF 95 1-3 ① K	C FF 92 F FF 92 X FF 93 0-2 ③ F9		4	0	0	0	0	1	1
26 Adam Lind, L (1, 10) OBP: 0.361, SLG: 0.510		C SI 89 B FF 94 B SI 93 B SI 90 X SI 89 3-1 ① G3		B SL 81 B SI 91 C SI 89 C FF 94 X SI 92 2-2 ③ G1-3			B SI 91 X FF 94 1-0 28 G4-3 1 1B 2B		C CU 74 S SL 81 C FF 92 0-3 ① K	4	1	1	0	0	1	0
28 Colby Rasmus, L (1, 8) OBP: 0.325, SLG: 0.478		B SI 90 S SL 82 F FF 95 B SL 85 C SI 94 2-3 ② K			B FF 93 X SI 91 1-0 3 G4-3 2B		B SL 80 C SI 92 B SL 83 F SL 81 X SI 92 2-2 ② G4-3 2-3		T CU 75 B SL 84 F CU 76 F FF 91 B FF 92 B CU 75 D CU 76 4-2 1 BB 9 1B 66 1B BB	3	1	1	0	1	1	1
3 Maicer Izturis, S (1, 5) OBP: 0.290, SLG: 0.349		B SI 90 B FF 92 B SI 89 B SI 88 4-0 BB			B SI 88 F SI 90 X SI 91 1-1 ① G4-3 2-3		D SL 82 B SL 78 D FF 92 B SI 90 4-0 22 BB 1 1B BB		B FF 92 1 SAFE 1 SAFE B FF 91 1 SAFE B FF 91 C FF 91 C CU 74 X CU 74 3-2 ② F9	2	1	0	0	2	0	2
22 Josh Thole, L (1, 2) OBP: 0.200, SLG: 0.111 9 J.P. Arencibia, R (9, PH) OBP: 0.254, SLG: 0.416 (9, 2)		C SI 90 C SL 81 F FF 94 S SI 92 0-3 ③ K			B SL 83 B SI 91 C SI 91 B FF 93 F SI 89 F SL 81 F FF 93 F SL 81 F FF 95 3-2 ② X SL 83 G4-3		C SL 79 B FF 92 F SI 90 1 SAFE F FF 93 F SI 91 B FF 94 B SL 84 B SL 84 4-2 1 E 1 1B 1-2 BB		X SL 81 0-0 1 BB 66 1B 1-2 1B	2 0 0 0 1 1 2 1 1 1 0 0 0 0						
1 Emilio Bonifácio, S (1, 7) OBP: 0.244, SLG: 0.308			C SI 90 C FF 94 B FF 93 X SL 84 1-2 ① G3		C SI 91 S SL 86 B SL 85 B SL 85 B FF 94 F SI 90 S SI 90 3-3 ③ K		B SI 88 B CH 85 C CH 86 X SI 86 2-1 E9 1-3 2-H 3-H 1B		B SI 88 C SL 81 B FF 89 B SI 88 B FF 89 4-1 66 1B 66 E 1-2 2-3 BB	3	1	1	2	1	1	1
66 Munenori Kawasaki, L (1, 4) OBP: 0.319, SLG: 0.301			B SI 90 B SI 93 B SI 89 B FF 92 4-0 7 G4-6-3 BB			B SI 87 C SI 89 C FF 92 B SL 84 X SI 89 2-2 ① G4-3	B FF 89 C FF 90 S SL 84 D SL 84 B FF 90 T SL 83 3-2 ③ K		B SL 80 C FF 88 3 SAFE F SL 81 X FF 90 1-2 E8 1-H 2-H 3-H 1B	3	0	1	2	1	1	2
Inning Stats	R: 0 E: 0 K: 1 S: 10 H: 0 LOB: 0 BB: 0 P: 12	R: 0 E: 0 K: 2 S: 9 H: 0 LOB: 1 BB: 1 P: 18	R: 0 E: 0 K: 0 S: 5 H: 0 LOB: 0 BB: 1 P: 12	R: 0 E: 0 K: 0 S: 7 H: 0 LOB: 0 BB: 1 P: 15	R: 0 E: 0 K: 1 S: 14 H: 1 LOB: 1 BB: 0 P: 22	R: 0 E: 0 K: 1 S: 8 H: 1 LOB: 0 BB: 0 P: 14	R: 2 E: 1 K: 2 S: 16 H: 2 LOB: 2 BB: 2 P: 33	R: 0 E: 0 K: 0 S: 7 H: 0 LOB: 0 BB: 0 P: 10	R: 3 E: 1 K: 1 S: 21 H: 2 LOB: 2 BB: 2 P: 39	1B: 4 2B: 2 3B: 0 HR: 0 SF: 0 SAC: 0 DP: 2 HBP: 1						

	AB	30
	R	5
	H	6
	RBI	4
	BB	7
	SO	8
	LOB	12

PITCHER		IP	WLS	BF	H	R	ER	SO	BB	IBB	HBP	BLK	WP	HR	S	P	ERA	WHIP
63 Justin Masterson, R ERA: 3.72	(1, 1)	6.2		26	4	2	2	6	5	0	0	0	0	0	66	120	2.70	1.350
36 Preston Guilmet, R ERA:	(7, 1)	0.2		2	0	0	0	1	0	0	0	0	0	0	4	7	0.00	0.000
52 Vinnie Pestano, R ERA: 4.6	(8, 1)	0.2		2	0	0	0	0	0	0	0	0	0	0	6	9	0.00	0.000
53 Rich Hill, L ERA: 6.57	(9, 1)	0.2	L	3	0	1	1	1	1	0	0	0	0	0	9	16	13.50	1.500
38 Joe Smith, R ERA: 2.86	(9, 1)	0.0		4	2	2	1	0	1	0	1	0	0	0	8	16	∞	∞

PITCHER		IP	WLS	BF	H	R	ER	SO	BB	IBB	HBP	BLK	WP	HR	S	P	ERA	WHIP
27 Bryan Shaw, R ERA: 4.43	(9, 1)	0.1		1	0	0	0	0	0	0	0	0	0	0	4	7	0.00	0.000

Batter	1	2	3	4	5	6	7	8	9	AB	R	H	RBI	BB	SO	LOB
24 Michael Bourn, L (1, 8) OBP: 0.332, SLG: 0.365	C FF 94 B CU 82 F FF 95 B CU 82 F FF 95 X SL 86 2-2 22 G4-6-3 13 1B 1B	B FF 94 C FF 94 B SI 93 X SI 93 2-1 ③ FC6-4 1-2f			C FF 95 X CU 82 0-1 ② F7			B FF 93 C CU 83 X SI 93 1-1 22 G4-3 13 S 23 1B 1B	C FF 90 X CU 75 0-1 13 DI 13 1B 1B	5	2	3	0	0	0	2
13 Asdrúbal Cabrera, S (1, 6) OBP: 0.313, SLG: 0.412	D SI 93 B SI 93 X SI 92 2-0 22 G4-6-3 1-2 1B		C CU 80 B SI 90 B CU 81 F SI 90 F SL 87 T FF 95 2-2 ① K		B CU 81 B CU 80 F SL 91 B CU 80 F SL 90 B SL 87 4-2 BB			S CU 84 S CU 83 D CU 84 B FF 93 C CU 83 2-3 ① K 1-2	C FF 89 C FC 89 B FC 91 X FC 89 1-2 22 DI 33 E 1-H 1B	4	1	2	1	1	2	1
22 Jason Kipnis, L (1, 4) OBP: 0.375, SLG: 0.506	B SI 94 X SI 92 1-0 ① ② G4-6-3 1-2f 2-3		B CU 81 C CU 80 F FF 94 C CU 83 1-3 ② K		C FF 93 1 SAFE B CU 81 B FF 93 S CU 80 X FF 94 2-2 ③ G6-3			B CH 87 X FF 94 1-0 ② G4-3 2-3	F FC 90 B FC 90 S FC 90 F CU 75 B FC 90 D CU 75 F FC 90 F FC 89 B FC 91 4-2 33 E 1-3 BB	4	0	0	0	1	1	4
33 Nick Swisher, S (1, 3) OBP: 0.357, SLG: 0.410 4 Mike Aviles, R (9, PR) OBP: 0.286, SLG: 0.378	B FF 95 C SI 93 S CH 88 D SL 87 B FF 95 S SL 86 3-3 ③ K		B CU 80 X FF 94 1-0 1B			B CU 79 C FF 93 S SL 90 S SL 88 1-3 ① K		B CU 83 F FF 94 B CH 86 T CU 83 B FF 94 B CU 84 4-2 41 1B 23 1B BB	S CU 75 B CU 75 B CU 75 B FC 90 F FC 90 X FC 89 3-2 E4 1-3 3-H	4 0	0 0	1 0	0 0	1 0	2 0	2 0
23 Michael Brantley, L (1, 7) OBP: 0.338, SLG: 0.394		B FF 93 B FF 94 C FF 94 B FF 95 B FF 94 4-1 41 BB 25 1B BB	B CU 82 F CU 81 B SI 91 X CU 80 2-1 ③ G4-3			C FF 94 B FF 94 B FF 94 C FF 94 X SL 87 2-2 ② L9		C FF 90 X CU 84 0-1 41 1B 1-2 3-H 1B	X FF 95 0-0 ③ F8	4	1	1	1	1	0	3
41 Carlos Santana, S (1, 2) OBP: 0.371, SLG: 0.449		B SI 93 B SI 91 1 SAFE B SI 91 C FF 94 B SI 92 4-1 25 1B 1-2 BB		B CU 78 C CU 80 C SI 91 S FF 94 1-3 ① K		F CU 82 X FF 95 0-1 ③ P6		C CH 88 X CU 83 0-1 1-2 2-3 1B		3	0	1	0	1	1	0
25 Jason Giambi, L (1, 10) OBP: 0.311, SLG: 0.420 9 Ryan Raburn, R (8, PH) OBP: 0.363, SLG: 0.541 (9, 10)		B SI 91 B SI 93 X SI 92 2-0 24 FC6-4 1-3 2-H 1B	C CU 80 X SL 91 0-1 ② G4-3			F FF 94 F CH 88 B FF 96 S SL 86 1-3 ① K		B FF 96 C FF 96 T FF 97 T FF 97 1-2 ③ K		3 1	0 0	1 0	1 0	0 0	1 1	0 3
8 Lonnie Chisenhall, L (1, 5) OBP: 0.280, SLG: 0.392		X FF 95 0-0 ① F9	C FF 94 F FF 94 F SL 91 F FC 90 B FF 95 F CU 81 X SL 91 1-2 ③ G3			B SI 96 C FF 96 B SL 84 B FF 95 B SI 96 4-1 11 G6-4-3 BB			C FF 89 B SI 90 X FC 88 1-1 ① G3-1	3	0	0	0	1	0	2
11 Drew Stubbs, R (1, 9) OBP: 0.296, SLG: 0.391		S SL 88 C SL 87 F FF 95 B SL 87 F SL 87 B FF 94 S SL 88 2-3 ② K			C SL 85 C FF 95 F FF 94 F SL 88 C SL 87 0-3 ① K			X SL 85 0-0 ② ③ G6-4-3 1-2f	C FF 90 X SL 85 0-1 ② G4-3	4	0	0	0	0	2	3
Inning Stats	R: 0 E: 0 K: 1 S: 9 H: 2 LOB: 1 BB: 0 P: 17	R: 1 E: 0 K: 1 S: 11 H: 1 LOB: 2 BB: 2 P: 25	R: 0 E: 0 K: 2 S: 10 H: 1 LOB: 1 BB: 0 P: 16	R: 0 E: 0 K: 1 S: 11 H: 0 LOB: 0 BB: 0 P: 13	R: 0 E: 0 K: 1 S: 12 H: 0 LOB: 1 BB: 1 P: 18	R: 0 E: 0 K: 1 S: 8 H: 0 LOB: 0 BB: 0 P: 11	R: 0 E: 0 K: 1 S: 5 H: 0 LOB: 0 BB: 1 P: 10	R: 1 E: 0 K: 2 S: 15 H: 3 LOB: 3 BB: 1 P: 24	R: 2 E: 1 K: 0 S: 18 H: 2 LOB: 2 BB: 1 P: 27	1B: 9 2B: 0 3B: 0 HR: 0 SF: 0 SAC: 0 DP: 2 HBP: 0						

PITCHER		IP	WLS	BF	H	R	ER	SO	BB	IBB	HBP	BLK	WP	HR	S	P	ERA	WHIP
32 Esmil Rogers, R ERA: 3.64	(1, 1)	6.0		24	4	1	1	7	3	0	0	0	0	0	61	100	1.50	1.167
29 Dustin McGowan, R ERA: 1.74	(7, 1)	1.0	H	3	0	0	0	1	1	0	0	0	0	0	5	10	0.00	1.000
27 Brett Cecil, L ERA: 1.99	(8, 1)	0.2	B	6	3	1	1	1	1	0	0	0	0	0	12	20	13.50	6.000
45 Neil Wagner, R ERA: 3.12	(8, 1)	0.1	W	1	0	0	0	1	0	0	0	0	0	0	3	4	0.00	0.000
44 Casey Janssen, R ERA: 2.83	(9, 1)	0.2	H	6	2	2	1	0	1	0	0	0	0	0	17	26	13.50	4.500

PITCHER		IP	WLS	BF	H	R	ER	SO	BB	IBB	HBP	BLK	WP	HR	S	P	ERA	WHIP
50 Steve Delabar, R ERA: 1.74	(9, 1)	0.1	S	1	0	0	0	0	0	0	0	0	0	0	1	1	0.00	0.000

BOTTOM

Toronto Blue Jays @ Cleveland Indians

Progressive Field, Cleveland, OH

Wed Jul 10 2013, 7:06 PM - 10:23 PM EDT

Att. 14,134 - Cloudy - 73 F

livebaseballscorecards.com

AB	35
R	4
H	9
RBI	3
BB	6
SO	10
LOB	20

Toronto Blue Jays @ Cleveland Indians

Progressive Field, Cleveland, OH

Thu Jul 11 2013, 12:06 PM - 2:43 PM EDT

Att. 20,641 - Sunny - 72 F

livebaseballscorecards.com

TOP

Batter	1	2	3	4	5	6	7	8	9	AB	R	H	RBI	BB	SO	LOB
7 José Reyes, S (1, 6) OBP: 0.355, SLG: 0.455	C FF 92 B FF 93 F FF 95 B FF 96 S CH 85 2-3 K		C SI 93 D CH 85 B FF 94 X FF 93 2-1 G5-3			F CH 84 X CH 88 0-1 L4		B FF 97 C FF 97 1 SAFE S KC 86 F KC 86 B FF 96 S KC 86 2-3 K 1-2		4	0	0	0	0	2	3
19 José Bautista, R (1, 9) OBP: 0.359, SLG: 0.506	C FF 95 B SI 96 C FF 97 X CH 86 1-2 G5-3			C FF 94 B SL 86 T FF 95 B FF 99 X CH 86 2-2 P3		C FF 97 C SL 88 F FF 98 B CH 87 X FF 97 1-2 2-H 2B			S FF 92 B SL 83 X SL 82 1-1 P5	4	0	1	1	0	0	0
10 Edwin Encarnación, R (1, 10) OBP: 0.353, SLG: 0.522	F FF 97 X FF 97 0-1 G6-3			F FF 96 B FF 99 F FF 97 S CH 87 1-3 K		X FF 95 0-0 G3			C FF 93 X FF 92 0-1 P4	4	0	0	0	0	1	1
26 Adam Lind, L (1, 3) OBP: 0.359, SLG: 0.510		B SI 92 C FF 92 C SI 92 S CH 84 1-3 K		F SI 93 S FF 98 X CH 89 0-2 G3			C FF 92 B FF 93 S CU 75 X CU 76 1-2 G3		C FF 92 X FF 92 0-1 28 1B 2B	4	1	1	0	0	1	0
28 Colby Rasmus, L (1, 8) OBP: 0.324, SLG: 0.475		S FF 94 B FF 94 S CH 85 F FF 97 B SI 96 S CH 86 2-3 K			X CH 84 0-0 G3		B FF 94 B CU 75 C CU 75 F SL 84 F CU 76 B SL 84 X CU 76 3-2 G1-3		B FF 92 F FF 91 B SL 82 B FF 91 X FF 91 3-1 9 PB 2-H 1B	4	0	1	1	0	1	0
3 Maicer Izturis, S (1, 5) OBP: 0.287, SLG: 0.345 9 J.P. Arencibia, R (9, PH) OBP: 0.256, SLG: 0.416		B FF 95 S FF 94 S FF 96 S FF 97 1-3 K			B FF 96 C FF 95 C CH 86 S FF 98 1-3 K		F CU 76 X FF 94 0-1 G3		B SI 92 F FF 92 B SL 83 B FF 92 B SL 80 4-1 1-2 BB	3 0	0 0	0 0	0 0	0 1	2 0	0 0
11 Rajai Davis, R (1, 7) OBP: 0.337, SLG: 0.384			B FF 92 F FF 92 S FF 96 F SL 86 F FF 98 F CH 86 B CH 88 B CH 86 D CH 86 4-2 22 S BB		B SL 89 C FF 97 F CH 89 B FF 99 F FF 99 F CH 90 F CH 87 F FF 98 F CH 89 2-2 F FF 88 X SL 88 F7			B FF 97 C FF 97 B FF 97 S KC 86 C KC 84 2-3 K	B FF 91 B FF 92 X FF 92 2-0 F7	3	0	0	0	1	1	2
22 Josh Thole, L (1, 2) OBP: 0.209, SLG: 0.128			B FF 96 1 SAFE F FF 95 S FF 96 1 SAFE 1 SAFE D CH 85 S FF 96 2-3 K 1-2			C FF 94 S CH 87 B CH 87 F FF 98 X CH 89 1-2 66 SH1-4 19 2B 1B		B KC 83 C FF 96 B FF 96 F FF 96 C KC 85 2-3 K		3	1	1	0	0	2	1
66 Munenori Kawasaki, L (1, 4) OBP: 0.320, SLG: 0.303			L FF 95 B FF 96 B FF 95 X FF 94 2-1 F7			X FF 94 0-0 SH1-4 1-2		X FF 97 0-0 7 WP 1B		2	0	1	0	0	0	1

	AB	31
	R	2
	H	5
	RBI	2
	BB	2
	SO	10
	LOB	8

Inning Stats	1	2	3	4	5	6	7	8	9
	R: 0 E: 0 K: 1 S: 8 H: 0 LOB: 0 BB: 0 P: 11	R: 0 E: 0 K: 3 S: 10 H: 0 LOB: 0 BB: 0 P: 14	R: 0 E: 0 K: 1 S: 12 H: 0 LOB: 1 BB: 1 P: 22	R: 0 E: 0 K: 1 S: 9 H: 0 LOB: 0 BB: 0 P: 12	R: 0 E: 0 K: 1 S: 13 H: 0 LOB: 0 BB: 0 P: 16	R: 1 E: 0 K: 0 S: 12 H: 2 LOB: 1 BB: 0 P: 14	R: 0 E: 0 K: 0 S: 9 H: 0 LOB: 0 BB: 0 P: 13	R: 0 E: 0 K: 3 S: 11 H: 1 LOB: 1 BB: 0 P: 17	R: 1 E: 0 K: 0 S: 10 H: 2 LOB: 2 BB: 1 P: 20

1B: 3	SF: 0	WP: 1	PA: 34
2B: 2	SAC: 1	PB: 1	
3B: 0	DP: 0	SB: 1	
HR: 0	HBP: 0	CS: 0	

PITCHER		IP	WLS	BF	H	R	ER	SO	BB	IBB	HBP	BLK	WP	HR	S	P	ERA	WHIP
31 Danny Salazar, R ERA: 1.5	(1, 1)	6.0	W	21	2	1	1	7	1	0	0	0	0	0	64	89	1.50	0.500
53 Rich Hill, L ERA: 6.31	(7, 1)	1.0	H	3	0	0	0	0	0	0	0	0	0	0	9	13	0.00	0.000
37 Cody Allen, R ERA: 2.33	(8, 1)	1.0	H	4	1	0	0	3	0	0	0	0	1	0	11	17	0.00	1.000
54 Chris Perez, R ERA: 3.28	(9, 1)	1.0	S	6	2	1	1	0	1	0	0	0	0	0	10	20	9.00	3.000

PITCHER	IP	WLS	BF	H	R	ER	SO	BB	IBB	HBP	BLK	WP	HR	S	P	ERA	WHIP

BOTTOM

Toronto Blue Jays @ Cleveland Indians

Progressive Field, Cleveland, OH

Thu Jul 11 2013, 12:06 PM - 2:43 PM EDT

Att. 20,641 - Sunny - 72 F

livebaseballscorecards.com

Batter	1	2	3	4	5	6	7	8	9	AB	R	H	RBI	BB	SO	LOB
24 Michael Bourn, L (1, 8) OBP: 0.328, SLG: 0.359	C KN 72 B KN 78 B KN 76 X KN 72 2-1 ① G4-3	B KN 78 X KN 76 1-0 ② G4-3 1-2 2-3			C EP 68 B KN 79 X EP 67 1-1 ① F8	C KN 77 B KN 71 B KN 79 S KN 74 T KN 68 2-2 ③ K				4	0	0	0	0	1	4
4 Mike Aviles, R (1, 4) OBP: 0.294, SLG: 0.379	C KN 76 F KN 78 F KN 79 F EP 63 F KN 78 F KN 79 F KN 79 F KN 79 S KN 80 0-3 ② K	F KN 78 S KN 78 B KN 79 B KN 79 B KN 78 F KN 72 B KN 76 4-2 BB			S KN 75 S KN 76 F KN 79 H KN 78 1-2 13 CS HBP		B SI 91 X SI 92 1-0 13 CS 1B			2	0	1	0	1	1	0
13 Asdrúbal Cabrera, S (1, 6) OBP: 0.312, SLG: 0.421	C EP 61 S KN 78 F KN 79 X KN 78 0-2 HR	B KN 78 C KN 75 F KN 78 F FF 79 F KN 80 F KN 79 F KN 79 X KN 80 1-2 ③ F9			F KN 69 B FF 83 F KN 71 X FF 85 1-2 ②③ G4-3 1-2		B SI 92 1 SAFE C SI 93 D CH 79 B SI 94 F SI 91 1 SAFE 1 SAFE X SI 93 3-2 ①② F8 1-2			4	1	1	1	0	0	5
23 Michael Brantley, L (1, 7) OBP: 0.340, SLG: 0.394	B KN 77 B KN 74 X FF 81 2-0 9 2B 1B		C EP 68 X KN 68 0-1 ① G3-1			B KN 70 H KN 75 2-0 12 S 9 BB 8 1B HBP	B SL 78 B SI 93 X SI 92 2-0 ③ G4-3			3	1	1	0	0	0	0
9 Ryan Raburn, R (1, 9) OBP: 0.372, SLG: 0.547 11 Drew Stubbs, R (8, PR) OBP: 0.296, SLG: 0.391 (9, 9)	C KN 74 X KN 78 0-1 1-3 2B		X FF 82 0-0 ② P4			B KN 75 F FF 83 B KN 77 B KN 72 1 SAFE 1 SAFE F FF 82 1 SAFE F KN 74 4-2 1 SAFE B FF 81 8 1B 12 BB 8 E 1-2 BB		B SL 75 B SI 89 B SI 88 C FF 87 B FF 87 4-1 41 3B BB		2 0	1 1	1 0	0 0	2 0	0 0
41 Carlos Santana, S (1, 10) OBP: 0.370, SLG: 0.453	C KN 78 X KN 78 0-1 ③ F8		C KN 74 B EP 67 F KN 77 F KN 79 T KN 71 1-2 ③ K			C KN 74 B KN 76 B KN 74 B KN 72 C FF 81 F FF 82 F KN 75 S KN 72 3-3 ① K		B SL 76 1 SAFE X FF 88 1-0 1-H 3B		4	0	1	1	0	2	4
12 Mark Reynolds, R (1, 3) OBP: 0.307, SLG: 0.388		B KN 76 X KN 76 1-0 ① G1-3	C KN 71 B KN 78 S KN 78 B KN 79 B KN 74 F KN 74 F KN 73 S FF 84 3-3 ① K			B KN 77 2 SAFE B KN 77 B KN 79 D KN 74 4-0 8 E 1-2 2-3 BB		C SI 88 F SL 77 B FF 87 D SL 76 C FF 88 2-3 ① K		3	0	0	0	1	2	2
8 Lonnie Chisenhall, L (1, 5) OBP: 0.279, SLG: 0.389		C FF 81 F KN 78 X KN 79 0-2 E3 24 G4-3 10 1B	C EP 67 X KN 70 0-1 ② F7			F KN 77 C KN 70 X KN 80 0-2 E7 1-3 2-H 3-H 1B		B SI 90 S SL 76 B FF 88 X SL 75 2-1 ② G1-3		4	0	1	1	0	0	2
10 Yan Gomes, R (1, 2) OBP: 0.301, SLG: 0.492		1 SAFE B KN 74 B KN 75 S KN 73 X KN 74 2-1 24 G4-3 1-2 1B	B KN 74 F KN 71 B EP 67 C FF 85 S KN 80 2-3 ③ K			S KN 78 F KN 79 S KN 79 0-3 ② K		B CH 83 S CH 83 B FF 87 D CH 83 F CH 84 X FF 88 3-2 ③ G5-3		4	0	1	0	0	2	4
Inning Stats	R: 1 E: 0 K: 1 S: 20 H: 3 LOB: 2 BB: 0 P: 24	R: 0 E: 1 K: 0 S: 17 H: 1 LOB: 3 BB: 1 P: 26	R: 0 E: 0 K: 1 S: 7 H: 0 LOB: 0 BB: 0 P: 8	R: 0 E: 0 K: 2 S: 10 H: 0 LOB: 0 BB: 0 P: 15	R: 0 E: 0 K: 0 S: 8 H: 0 LOB: 0 BB: 0 P: 11	R: 2 E: 1 K: 3 S: 17 H: 1 LOB: 2 BB: 2 P: 32	R: 0 E: 0 K: 0 S: 5 H: 1 LOB: 0 BB: 0 P: 11	R: 1 E: 0 K: 1 S: 10 H: 1 LOB: 2 BB: 1 P: 22		1B: 4 2B: 1 3B: 1 HR: 1		SF: 0 SAC: 0 DP: 0 HBP: 2		WP: 0 PB: 0 SB: 1 CS: 2	PA: 36	

	AB	30
	R	4
	H	7
	RBI	3
	BB	4
	SO	8
	LOB	21

PITCHER		IP	WLS	BF	H	R	ER	SO	BB	IBB	HBP	BLK	WP	HR	S	P	ERA	WHIP
43 R.A. Dickey, R ERA: 4.69	(1, 1)	6.0	L	28	5	3	2	7	3	0	2	0	0	1	79	116	3.00	1.333
62 Aaron Loup, L ERA: 2.0	(7, 1)	1.0		3	1	0	0	0	0	0	0	0	0	0	5	11	0.00	1.000
38 Darren Oliver, L ERA: 3.33	(8, 1)	1.0		5	1	1	1	1	1	0	0	0	0	0	10	22	9.00	2.000

PITCHER	IP	WLS	BF	H	R	ER	SO	BB	IBB	HBP	BLK	WP	HR	S	P	ERA	WHIP

Batter	1	2	3	4	5	6	7	8	9	AB	R	H	RBI	BB	SO	LOB
4 Alex Gordon, L (1, 7) OBP: 0.357, SLG: 0.422	X SI 95 0-0 ① L7		B SI 94 C SL 90 B FF 94 F CH 86 B CU 85 C SL 91 3-3 ③ K		C SL 92 F SL 85 D CH 87 B CH 87 B SL 94 S CU 84 3-3 ② K			B SL 89 B SI 93 C SI 93 B SL 91 F SI 95 B SI 95 4-2 BB		3	0	0	0	1	2	3
35 Eric Hosmer, L (1, 3) OBP: 0.332, SLG: 0.427	C SI 95 B SI 95 B SI 95 S CH 87 X SI 94 2-2 ② G3-1			B CH 83 C SL 89 T SI 93 S CH 86 1-3 ① K	C CH 87 B CU 85 B SL 92 F CH 85 X CU 86 2-2 ③ G1			C SL 90 C CU 83 F SI 93 F SI 94 B SI 94 F SL 90 F CH 85 T CU 83 1-2 ② K		4	0	0	0	0	2	4
16 Billy Butler, R (1, 10) OBP: 0.366, SLG: 0.394	C SI 95 F SI 95 B SL 87 F FF 94 S SL 92 1-3 ③ K			B CU 83 C SI 94 C SL 90 X CH 86 1-2 ② G6-3		B SI 91 X SI 93 1-0 ① G3		X SI 89 0-0 ③ G4-3		4	0	0	0	0	1	1
13 Salvador Perez, R (1, 2) OBP: 0.314, SLG: 0.405		B SI 93 X SI 93 1-0 ① G6-3		C CU 84 X SI 94 0-1 1B		C SL 90 C CU 83 B SI 92 F SI 93 S CU 84 1-3 ② K			C FF 96 S KC 85 F KC 85 B FF 96 B KC 86 F FF 96 B FF 97 S FF 97 3-3 ① K	4	0	1	0	0	2	0
8 Mike Moustakas, L (1, 5) OBP: 0.275, SLG: 0.333		B SI 93 S CH 86 F SI 93 X CU 84 1-2 1B		X SI 94 0-0 ③ F7		B CH 84 S SL 90 X SI 94 1-1 ③ G6-3			C FF 97 B FF 96 B KC 86 T FF 96 X FF 96 2-2 2 1B 1B	4	0	2	0	0	0	1
7 David Lough, L (1, 9) OBP: 0.313, SLG: 0.457		B SI 92 X SI 93 1-0 ② F7			C SI 93 B CU 83 S CH 85 B SI 95 B SL 91 F SI 95 X SI 94 3-2 3B		X SI 91 0-0 ① F8		B FF 96 C FF 96 C FF 96 F KC 84 C KC 85 1-3 ② K	4	0	1	0	0	1	2
2 Alcides Escobar, R (1, 6) OBP: 0.279, SLG: 0.330		C SI 93 F SI 93 F FF 94 1 SAFE B SL 89 B CU 83 F SL 90 X SI 94 2-2 ③ G6-3			B SI 94 X SL 91 1-0 ① G4-3		C SI 92 S CU 82 S SL 90 0-3 ② K		C FF 96 F FF 96 X KC 85 0-2 26 DI 1-3 1B	4	0	1	0	0	1	2
23 Elliot Johnson, S (1, 4) OBP: 0.248, SLG: 0.283 26 George Kottaras, L (9, PH) OBP: 0.352, SLG: 0.446			C SI 92 S CH 84 S CH 86 0-3 ① K		B SI 94 B SL 89 D CH 85 B FF 94 4-0 1 S BB		C SI 93 B CH 85 X SL 88 1-1 ③ G3-1		B KC 85 B KC 85 C FF 97 F KC 84 D KC 87 F KC 85 B KC 84 4-2 1-2 BB	2 0	0 0	0 0	0 0	1 1	1 0	0 0
1 Jarrod Dyson, L (1, 8) OBP: 0.310, SLG: 0.455			L SL 90 B SI 94 C SI 93 F CH 87 X SI 94 1-2 ② L5		D SI 94 1 SAFE D SI 92 B SL 92 B SI 94 4-0 1-2 BB			C SI 91 X CH 84 0-1 ① G3	C FF 96 B KC 85 C FF 96 B FF 96 C FF 96 2-3 ③ K	3	0	0	0	1	1	3
Inning Stats	R: 0 E: 0 K: 1 S: 8 H: 0 LOB: 0 BB: 0 P: 11	R: 0 E: 0 K: 0 S: 10 H: 1 LOB: 1 BB: 0 P: 15	R: 0 E: 0 K: 2 S: 10 H: 0 LOB: 0 BB: 0 P: 14	R: 0 E: 0 K: 1 S: 9 H: 1 LOB: 1 BB: 0 P: 11	R: 0 E: 0 K: 1 S: 11 H: 1 LOB: 3 BB: 2 P: 28	R: 0 E: 0 K: 1 S: 7 H: 0 LOB: 0 BB: 0 P: 10	R: 0 E: 0 K: 1 S: 6 H: 0 LOB: 0 BB: 0 P: 7	R: 0 E: 0 K: 1 S: 12 H: 0 LOB: 1 BB: 1 P: 17	R: 0 E: 0 K: 3 S: 21 H: 2 LOB: 3 BB: 1 P: 33	1B: 4 2B: 0 3B: 1 HR: 0 SF: 0 SAC: 0 DP: 0 HBP: 0						

PITCHER		IP	WLS	BF	H	R	ER	SO	BB	IBB	HBP	BLK	WP	HR	S	P	ERA	WHIP
28 Corey Kluber, R ERA: 3.88	(1, 1)	7.2	W	29	3	0	0	8	3	0	0	0	0	0	72	112	0.00	0.783
38 Joe Smith, R ERA: 2.83	(8, 1)	0.1	H	1	0	0	0	0	0	0	0	0	0	0	1	1	0.00	0.000
37 Cody Allen, R ERA: 2.27	(9, 1)	1.0	S	6	2	0	0	3	1	0	0	0	0	0	21	33	0.00	3.000

PITCHER	IP	WLS	BF	H	R	ER	SO	BB	IBB	HBP	BLK	WP	HR	S	P	ERA	WHIP

Kansas City Royals @ Cleveland Indians

Progressive Field, Cleveland, OH

Fri Jul 12 2013, 7:07 PM - 10:02 PM EDT

Att. 24,077 - Partly Cloudy - 74 F

TOP

livebaseballscorecards.com

AB	32
R	0
H	5
RBI	0
BB	4
SO	11
LOB	16

Batter	1	2	3	4	5	6	7	8	9	AB	R	H	RBI	BB	SO	LOB
23 Michael Brantley, L (1, 7) OBP: 0.336, SLG: 0.389	C SI 83 F SI 84 B SI 83 X SL 83 1-2 ① F7		C SI 82 B SI 86 F SI 85 1 SAFE X SI 84 1-2 ③ L9			C CU 72 B SL 82 F SL 81 F SI 86 B EP 70 X SL 81 2-2 ② P6	B SL 85 F FF 92 C FF 86 B SL 85 X SL 85 2-2 ③ F9			4	0	0	0	0	0	3
13 Asdrúbal Cabrera, S (1, 6) OBP: 0.308, SLG: 0.414	B SI 85 S SI 85 F SL 83 B SL 82 F SI 87 X CU 76 2-2 ② L4			X CU 76 0-0 ① G6-3		B CU 76 B CH 77 F SI 87 X SL 82 2-1 ③ P5		F SI 90 B SL 86 X SI 92 1-1 ① L8		4	0	0	0	0	0	0
22 Jason Kipnis, L (1, 4) OBP: 0.374, SLG: 0.503	B SI 85 F CH 77 S SI 85 B SI 87 X SL 82 2-2 ③ G4-3			B SI 83 B SL 78 F SI 84 B SI 81 S SI 83 X SL 80 3-2 ② G3-1			F FF 94 B CU 74 X FF 94 1-1 33 1B 41 1B 1B	C SI 93 S SL 86 C SL 85 0-3 ② K		4	1	1	0	0	1	0
33 Nick Swisher, S (1, 3) OBP: 0.358, SLG: 0.409		C SI 83 T SL 83 B FF 88 F FF 88 F FF 89 B CH 79 F SL 83 S SL 84 2-3 ① K		C CU 75 B CH 77 X CH 76 1-1 ③ L8			1 SAFE F FF 94 B FF 94 X CH 85 1-1 12 1B 41 1B 24 2B 1-2 1B	F SI 93 B FF 93 B SI 93 F SL 84 B SL 85 B SL 86 4-2 41 BB BB		3	1	1	0	1	1	0
41 Carlos Santana, S (1, 2) OBP: 0.374, SLG: 0.458		C FF 87 B SL 84 B SL 84 B SL 84 X SL 83 3-1 ② G5-3			B CU 74 C CU 74 C SL 83 B FF 87 B SL 83 F SL 81 F SL 81 X SL 81 3-2 2B		B SL 85 S SL 86 B SL 86 B SL 85 X SI 96 3-1 12 1B 24 2B 1-2 2-H 1B	B SI 92 B SI 92 B SI 92 C SI 91 C SI 92 B SI 92 4-2 1-2 BB		3	1	2	1	1	0	0
12 Mark Reynolds, R (1, 10) OBP: 0.307, SLG: 0.386		B FF 88 S FF 87 B SI 87 C SL 83 F FF 88 S SL 83 2-3 ③ K			D CU 77 B SL 82 D CH 77 C SL 82 S FF 87 S FF 88 3-3 ① K		X SL 85 0-0 24 2B 1-2 2-3 1B	D KC 80 B FC 91 S FF 96 S FF 97 F FF 98 F FC 92 S FC 91 2-3 ③ K		4	0	1	0	0	3	3
9 Ryan Raburn, R (1, 9) OBP: 0.368, SLG: 0.540 24 Michael Bourn, L (7, PH) OBP: 0.330, SLG: 0.365 (8, 8)			C SI 85 B SI 86 F SL 84 F SL 81 B FF 87 F SI 85 X CU 76 2-2 ① L8		F FF 88 B SL 84 B SL 83 X SL 82 2-1 ② F9		B SI 97 B SI 96 F SI 95 B SI 95 X FF 95 3-1 1-3 2-H 3-H 2B			2 1	0 0	0 1	0 2	0 0	0 0	1 0
4 Mike Aviles, R (1, 5) OBP: 0.294, SLG: 0.376			B SI 86 B SL 83 B CH 76 B SI 83 4-0 BB		B CU 74 C CU 76 X CH 78 1-1 ③ L9		F SL 86 X SL 86 0-1 ① P6			2	0	0	0	1	0	3
11 Drew Stubbs, R (1, 8) OBP: 0.293, SLG: 0.387 (8, 9)			C SI 83 S CH 77 F SI 86 S SI 87 0-3 ② K			B CU 75 F CU 74 X SI 85 1-1 ① P4	C FF 96 S SL 88 S SL 86 0-3 ② K			3	0	0	0	0	2	3
Inning Stats	R: 0 E: 0 K: 0 S: 10 H: 0 LOB: 0 BB: 0 P: 15	R: 0 E: 0 K: 2 S: 12 H: 0 LOB: 0 BB: 0 P: 19	R: 0 E: 0 K: 1 S: 12 H: 0 LOB: 1 BB: 1 P: 19	R: 0 E: 0 K: 0 S: 6 H: 0 LOB: 0 BB: 0 P: 10	R: 0 E: 0 K: 1 S: 12 H: 1 LOB: 1 BB: 0 P: 21	R: 0 E: 0 K: 0 S: 8 H: 0 LOB: 0 BB: 0 P: 13	R: 3 E: 0 K: 1 S: 17 H: 5 LOB: 2 BB: 0 P: 27	R: 0 E: 0 K: 2 S: 14 H: 0 LOB: 2 BB: 2 P: 25		1B: 4 2B: 2 3B: 0 HR: 0	SF: 0 SAC: 0 DP: 0 HBP: 0		WP: 0 PB: 0 SB: 0 CS: 0	PA: 33		

PITCHER		IP	WLS	BF	H	R	ER	SO	BB	IBB	HBP	BLK	WP	HR	S	P	ERA	WHIP
52 Bruce Chen, L ERA: 2.04	(1, 1)	6.0		20	1	0	0	4	1	0	0	0	0	0	60	97	0.00	0.333
55 Tim Collins, L ERA: 4.09	(7, 1)	0.0	L	2	2	2	2	0	0	0	0	0	0	0	4	6	∞	∞
43 Aaron Crow, R ERA: 3.49	(7, 1)	0.2		5	3	1	1	1	0	0	0	0	0	0	10	16	13.50	4.500
49 Donnie Joseph, L ERA:	(7, 1)	1.0		5	0	0	0	1	2	0	0	0	0	0	12	23	0.00	2.000
44 Luke Hochevar, R ERA: 2.14	(8, 1)	0.1		1	0	0	0	1	0	0	0	0	0	0	5	7	0.00	0.000

PITCHER	IP	WLS	BF	H	R	ER	SO	BB	IBB	HBP	BLK	WP	HR	S	P	ERA	WHIP

BOTTOM

Kansas City Royals @ Cleveland Indians

Progressive Field, Cleveland, OH

Fri Jul 12 2013, 7:07 PM - 10:02 PM EDT

Att. 24,077 - Partly Cloudy - 74 F

livebaseballscorecards.com

AB	30
R	3
H	6
RBI	3
BB	3
SO	7
LOB	13

Kansas City Royals @ Cleveland Indians

Progressive Field, Cleveland, OH

Sat Jul 13 2013, 7:08 PM - 9:56 PM EDT

Att. 29,740 - Clear - 76 F

TOP

livebaseballscorecards.com

Batter	1	2	3	4	5	6	7	8	9	AB	R	H	RBI	BB	SO	LOB
4 Alex Gordon, L (1, 7) OBP: 0.355, SLG: 0.417	C SI 91 C SI 92 B SL 85 F SL 84 F SI 93 B SI 92 S SL 83 2-3 K ①		C SI 90 B SI 92 F SI 92 X SI 94 1-2 G6-3 ②			F SL 82 C SI 92 F SI 94 B SI 95 B SL 84 B SL 85 T SI 95 3-2 K ①	B SI 94 B CH 85 B FF 95 I IN 62 4-0 2 1B IBB		B FF 93 C FF 91 X FF 92 1-1 F8 ②	4	0	0	0	1	2	0
2 Alcides Escobar, R (1, 6) OBP: 0.278, SLG: 0.328	X SI 91 0-0 G4-3 ②		C SI 90 S SL 88 F SI 95 F SI 94 X CH 80 0-2 P3 ③			B CH 82 S SI 92 F SI 90 F SL 85 S CH 80 1-3 K ②	B SI 96 F SI 94 C SI 94 B SL 90 B SI 96 X SI 95 3-2 1-2 2-H 3-H 1B		C FF 92 S SL 84 B SL 83 B SL 83 B FF 93 C FF 92 3-3 K ③	5	0	1	2	0	2	0
35 Eric Hosmer, L (1, 3) OBP: 0.334, SLG: 0.428	B SI 92 X SI 91 1-0 G4-3 ③			F SI 90 S SL 82 B SL 84 F SL 84 X SL 84 1-2 13 G5-4-3 16 1B 1B		B SL 84 C SI 95 B SI 96 X SI 94 2-1 16 FC6-4 1B	C FF 93 S CU 76 C FF 94 0-3 K ③			4	0	2	0	0	1	2
16 Billy Butler, R (1, 10) OBP: 0.368, SLG: 0.396		B SI 87 X SI 88 1-0 F7 ①		C SI 92 B SL 89 1 SAFE X SI 92 1-1 13 G5-4-3 1-2 1B		B SI 94 F SL 90 1 SAFE 1 SAFE F SI 93 F SI 95 X CH 81 1-2 FC6-4 ③ 1-2f		B FF 91 C FF 92 X FF 91 1-1 6 1B 1B		4	0	2	0	0	0	1
13 Salvador Perez, R (1, 2) OBP: 0.316, SLG: 0.402		B SI 88 B SL 85 F SI 90 F SL 88 B SI 93 B SI 92 4-2 8 1B BB		B SI 91 B SI 93 X CH 80 2-0 G5-4-3 ①② 1-2f 2-3			B SI 90 B SL 88 B SI 88 C SI 90 S SL 88 B SI 92 4-2 6 BB 24 1B BB	F FF 92 S FF 92 F FF 92 F FF 92 1 SAFE B SL 81 F FF 93 S SL 80 1-3 K ①		2	1	0	0	2	1	3
6 Lorenzo Cain, R (1, 8) OBP: 0.317, SLG: 0.375		C SI 91 F SL 88 C SI 94 0-3 K ②		C SI 94 B SI 90 X SI 94 1-1 G4-3 ③			B SL 88 B CH 80 C SI 91 B CH 80 F SL 89 F SI 93 F SI 92 B CH 80 4-2 7 G3 24 1B 2 1B 1-2 BB	X FF 91 0-0 1-2 1B		3	1	1	0	1	1	2
8 Mike Moustakas, L (1, 5) OBP: 0.275, SLG: 0.332		B SL 83 X SI 92 1-0 24 FC6-4 1-2 1B			C SI 91 F SI 91 S SI 95 0-3 K ①		C SI 93 F SI 94 D SL 86 F SL 83 F SI 95 F SI 95 D SL 85 F SI 95 B SI 95 3-2 X SI 95 P2 ① 1B	B FF 91 X FF 91 1-0 P4 ②		4	0	1	0	0	1	4
24 Miguel Tejada, R (1, 4) OBP: 0.307, SLG: 0.371		B SL 86 F SI 92 X SI 92 1-1 FC6-4 ③ 1-2f			F SL 90 B SI 94 F CH 80 S SL 88 1-3 K ②		B SL 89 C SL 88 F SI 94 F SI 93 B SL 89 F SI 96 X SI 93 2-2 7 G3 2 1B 1-2 2-H 1B	B FF 91 C FF 90 F FF 91 X FF 92 1-2 L3 ③		4	1	1	1	0	1	4
7 David Lough, L (1, 9) OBP: 0.306, SLG: 0.446			B SI 90 X SI 90 1-0 G4-3 ①		T SI 94 B SL 86 F SL 83 F SI 94 X CH 85 1-2 F8 ③		C SI 95 B SI 95 C SI 95 X SI 94 1-2 G3 ② 1-2 2-3		C FF 92 S SL 84 X SL 83 0-2 G1-3 ①	4	0	0	0	0	0	2
Inning Stats	R: 0 E: 0 K: 1 S: 7 H: 0 LOB: 0 BB: 0 P: 10	R: 0 E: 0 K: 1 S: 9 H: 1 LOB: 2 BB: 1 P: 16	R: 0 E: 0 K: 0 S: 9 H: 0 LOB: 0 BB: 0 P: 11	R: 0 E: 0 K: 0 S: 9 H: 2 LOB: 1 BB: 0 P: 14	R: 0 E: 0 K: 2 S: 10 H: 0 LOB: 0 BB: 0 P: 12	R: 0 E: 0 K: 2 S: 14 H: 1 LOB: 1 BB: 0 P: 21	R: 3 E: 0 K: 1 S: 27 H: 2 LOB: 2 BB: 3 P: 48	R: 0 E: 0 K: 1 S: 13 H: 2 LOB: 2 BB: 0 P: 17	R: 0 E: 0 K: 1 S: 8 H: 0 LOB: 0 BB: 0 P: 12	1B: 8 2B: 0 3B: 0 HR: 0 SF: 0 SAC: 0 DP: 1 HBP: 0						

	AB	34
	R	3
	H	8
	RBI	3
	BB	4
	SO	9
	LOB	18

WP: 0 PA: 38
PB: 0
SB: 0
CS: 0

PITCHER		IP	WLS	BF	H	R	ER	SO	BB	IBB	HBP	BLK	WP	HR	S	P	ERA	WHIP
26 Scott Kazmir, L ERA: 4.6	(1, 1)	6.1	W	25	4	2	2	6	3	0	0	0	0	0	71	108	2.84	1.105
32 Matt Albers, R ERA: 3.21	(7, 1)	0.1		4	2	1	1	0	0	1	0	0	0	0	11	21	27.00	6.000
53 Rich Hill, L ERA: 6.23	(7, 1)	0.1	H	1	0	0	0	1	0	0	0	0	0	0	3	3	0.00	0.000
52 Vinnie Pestano, R ERA: 4.45	(8, 1)	1.0	H	5	2	0	0	1	0	0	0	0	0	0	13	17	0.00	2.000
54 Chris Perez, R ERA: 3.16	(9, 1)	1.0	S	3	0	0	0	1	0	0	0	0	0	0	8	12	0.00	0.000

PITCHER	IP	WLS	BF	H	R	ER	SO	BB	IBB	HBP	BLK	WP	HR	S	P	ERA	WHIP

Batter	1	2	3	4	5	6	7	8	9	AB	R	H	RBI	BB	SO	LOB
24 Michael Bourn, L (1, 8) OBP: 0.329, SLG: 0.364	X CH 87 0-0 ① G4-3		C FF 91 S SL 83 B SL 83 X CH 85 1-2 13 1B 22 SF7 1B		C FF 95 B CU 72 X SL 84 1-1 ② G3		C CH 85 C CH 86 X SL 82 0-2 ① F7			4	1	1	0	0	0	0
13 Asdrúbal Cabrera, S (1, 6) OBP: 0.311, SLG: 0.414	B FF 91 C CH 88 C CU 76 F CH 88 F FF 96 B FF 91 B FF 95 4-2 22 1B BB		S CU 75 B FF 95 1 SAFE B CU 74 B SL 83 X FF 93 3-1 33 G6-3 22 WP 1-3 1B		C CU 74 F FF 94 B FF 95 B FF 93 X SL 85 2-2 ③ G3-1		C SL 81 B FF 90 B SL 82 B SL 80 F CH 85 X FF 91 3-2 ② F8			3	0	1	0	1	0	0
22 Jason Kipnis, L (1, 4) OBP: 0.378, SLG: 0.508	B CH 89 X SI 89 1-0 1-2 1B		B CU 77 C SL 84 X FF 91 1-1 ① SF7 1-2 3-H			B CU 72 B CU 74 B FF 91 C FF 91 X FF 92 3-1 23 2B 8 HR 1B	B FF 91 B CH 81 B CH 85 C FF 89 X FF 91 3-1 33 S 1B			3	1	3	1	0	0	0
33 Nick Swisher, S (1, 9) OBP: 0.357, SLG: 0.405 (9, 3)	C FF 93 X FF 89 0-1 ② F7		C FF 95 2 SAFE B FF 95 X SL 85 1-1 ② G6-3 2-3			B CH 87 1 SAFE B CU 74 F CH 87 C CH 87 F FF 93 1 SAFE S SL 84 2-3 ① K	B CU 73 S CH 87 F SL 82 F FF 94 B SL 84 B CH 82 D SL 83 4-2 1-2 BB			3	0	0	0	1	1	4
23 Michael Brantley, L (1, 7) OBP: 0.335, SLG: 0.390	B FF 94 X CH 85 1-0 ③ G3		C FF 95 F SL 87 X FF 96 0-2 ③ G6-3			1 SAFE X CH 88 0-0 1-3 8 HR 2B	X SL 82 0-0 ③ L4			4	1	1	0	0	0	5
41 Carlos Santana, S (1, 3) OBP: 0.375, SLG: 0.457 11 Drew Stubbs, R (9, 9) OBP: 0.293, SLG: 0.387		B FF 93 C CH 84 X CU 74 1-1 25 WP 1B		C CU 75 X CU 70 0-1 ① G4-3	I I I 3 SAFE I 4-0 8 HR IBB			F FF 96 B FC 92 B KC 81 X FC 91 2-1 ① G4-3		3 0	1 0	1 0	0 0	1 0	0 0	0 0
25 Jason Giambi, L (1, 10) OBP: 0.309, SLG: 0.409		C CH 88 C FF 94 B FF 94 F SL 84 B FF 91 F FF 94 F SL 84 H FF 94 3-2 1-2 10 G6-4-3 HBP		X FF 94 0-0 ② F7	B SL 83 C CH 88 B SL 81 B FF 93 F FF 93 F FF 93 S FF 94 3-3 ② K			X FF 97 0-0 ② F7		3	0	0	0	0	1	3
8 Lonnie Chisenhall, L (1, 5) OBP: 0.284, SLG: 0.416		S FF 89 F FF 91 X FF 96 0-2 ① F8		C FF 91 B CU 71 C CU 76 C FF 95 1-3 ③ K		X CU 72 0-0 1-H 2-H 3-H HR		F FF 97 B FC 91 F FC 92 X FC 92 1-2 2B		4	1	2	4	0	1	2
10 Yan Gomes, R (1, 2) OBP: 0.293, SLG: 0.477		C FF 90 X SL 84 0-1 ② ③ G6-4-3 1-2f			B SL 83 C CH 88 X FF 93 1-1 ① F9	B SL 82 X FF 92 1-0 ③ F9		C FF 97 X FC 91 0-1 ③ L1		4	0	0	0	0	0	3
Inning Stats	R: 0 E: 0 K: 0 S: 8 H: 1 LOB: 2 BB: 1 P: 14	R: 0 E: 0 K: 0 S: 12 H: 1 LOB: 1 BB: 0 P: 16	R: 1 E: 0 K: 0 S: 12 H: 2 LOB: 1 BB: 0 P: 18	R: 0 E: 0 K: 1 S: 6 H: 0 LOB: 0 BB: 0 P: 7	R: 0 E: 0 K: 0 S: 7 H: 0 LOB: 0 BB: 0 P: 11	R: 4 E: 0 K: 2 S: 13 H: 3 LOB: 0 BB: 1 P: 26	R: 0 E: 0 K: 0 S: 12 H: 1 LOB: 2 BB: 1 P: 22	R: 0 E: 0 K: 0 S: 8 H: 1 LOB: 1 BB: 0 P: 11		1B: 6 2B: 2 3B: 0 HR: 1 SF: 1 SAC: 0 DP: 1 HBP: 1				WP: 2 PB: 0 SB: 1 CS: 0 PA: 36		

PITCHER	IP	WLS	BF	H	R	ER	SO	BB	IBB	HBP	BLK	WP	HR	S	P	ERA	WHIP
11 Jeremy Guthrie, R (1, 1) ERA: 4.25	7.0	L	32	8	5	5	3	2	1	1	0	2	1	70	114	6.43	1.429
44 Luke Hochevar, R (8, 1) ERA: 2.08	1.0		4	1	0	0	0	0	0	0	0	0	0	8	11	0.00	1.000

PITCHER	IP	WLS	BF	H	R	ER	SO	BB	IBB	HBP	BLK	WP	HR	S	P	ERA	WHIP

BOTTOM

Kansas City Royals @ Cleveland Indians

Progressive Field, Cleveland, OH

Sat Jul 13 2013, 7:08 PM - 9:56 PM EDT

Att. 29,740 - Clear - 76 F

livebaseballscorecards.com

AB	31
R	5
H	9
RBI	5
BB	3
SO	3
LOB	17

Kansas City Royals @ Cleveland Indians

Progressive Field, Cleveland, OH

Sun Jul 14 2013, 1:06 PM - 4:18 PM EDT

Att. 15,432 - Cloudy - 78 F

livebaseballscorecards.com

TOP

Batter	1	2	3	4	5	6	7	8	9	AB	R	H	RBI	BB	SO	LOB
4 Alex Gordon, L (1, 7) OBP: 0.355, SLG: 0.417	C FF 90 L FF 91 X FF 93 0-2 35 G3-6-1 1B	X FS 84 0-0 1-2 3-H 1B		B FF 91 1 SAFE 1 SAFE F FF 89 C SL 83 1 SAFE B SL 84 T SL 83 2-2 ② K		C FF 93 C FF 94 B FF 94 B FF 93 1 SAFE C CU 76 2-3 ② K			B FF 92 C FF 92 S FF 92 S SL 83 1-3 ① K	5	0	2	1	0	3	2
35 Eric Hosmer, L (1, 3) OBP: 0.332, SLG: 0.427	B FF 89 B FS 82 B FF 90 C FF 90 X FF 91 3-1 ①② G3-6-1 1-2f	B FC 91 C SL 86 S SL 86 F FF 94 B FF 92 X SL 87 2-2 ③ G1-3		X SL 85 0-0 ③ G3		C CU 76 S FF 93 1 SAFE F FF 94 X CU 77 0-2 ③ G3			B FF 93 B FF 92 C FF 92 X FF 93 2-1 2B	5	0	1	0	0	0	5
16 Billy Butler, R (1, 10) OBP: 0.371, SLG: 0.402	C FF 91 S SL 84 F FF 93 F SL 84 X FF 92 0-2 1B	B SL 82 C FF 90 B SI 90 F SL 83 F FF 92 X FS 83 2-2 ① L9			C SI 88 X FS 80 0-1 13 BB 1B		C FC 93 B FC 94 X FC 94 1-1 8 G3-1 2B		C SL 82 F SL 83 C FF 93 0-3 ② K	5	0	3	0	0	1	1
13 Salvador Perez, R (1, 2) OBP: 0.314, SLG: 0.396	B FF 93 F SL 82 B SL 85 B FF 93 X FF 92 3-1 ③ G5-3		B SI 91 X SL 84 1-0 ② G6-3		B FF 93 B SI 93 F FF 92 F FF 93 B CU 83 B SI 93 4-2 1-2 BB		B FC 94 X FC 94 1-0 ① G5-3		X FF 92 0-0 ③ G6-3	4	0	0	0	1	0	3
8 Mike Moustakas, L (1, 5) OBP: 0.271, SLG: 0.327		F FF 89 S FS 81 F FF 92 F SL 84 X FS 82 0-2 ① G3	S FS 79 B FF 91 F FF 91 S SL 84 1-3 ③ K		B SI 92 X SI 92 1-0 ① F8		F FC 94 B FC 93 F SL 82 X FF 92 1-2 ② 2-3 G3-1			4	0	0	0	0	1	3
6 Lorenzo Cain, R (1, 8) OBP: 0.320, SLG: 0.374		B FF 91 X SI 93 1-0 9 BB 7 1B 2 SF8 1B		B FS 88 B SI 90 C FS 88 B SI 92 B FF 90 4-1 7 E 7 S 9 G6-3 BB	C SI 94 X SI 94 0-1 ② F6		C FC 94 F SL 83 B FC 95 B FC 94 S SL 83 2-3 ③ K			3	2	1	0	1	1	3
7 David Lough, L (1, 9) OBP: 0.310, SLG: 0.447		1 SAFE B FS 84 S FS 83 1 SAFE X FF 91 1-1 2 SF8 9 BB 4 1B 1-2 1B		B SL 84 C SL 86 X FS 83 1-1 9 S 2 1B 1-3 1B	B SI 95 B SI 93 X SI 93 2-0 ③ F8			C FF 90 B SI 89 B SI 89 B SL 83 F SL 83 X FF 90 2-2 ① P5		4	2	2	0	0	0	2
9 Johnny Giavotella, R (1, 4) OBP: 0.289, SLG: 0.265		C SL 85 B SL 85 B FS 85 B FF 93 B FF 94 4-1 4 1B 1-2 2-3 BB		1 SAFE B SL 86 B SL 88 C FF 94 S SL 84 X FF 94 2-2 ① G6-3 1-2 3-H		H SI 92 1-0 HBP		C SI 90 X SI 90 0-1 ② G5-3		2	0	0	1	1	0	1
2 Alcides Escobar, R (1, 6) OBP: 0.277, SLG: 0.328		X FC 89 0-0 SF8 2-3 3-H		B SL 84 X FC 89 1-0 2-H 1B		1 SAFE B SI 90 B SI 90 L SI 90 1 SAFE X SI 91 2-1 ① B2		C SI 90 F SI 90 X FF 91 0-2 ③ L4		3	0	1	2	0	0	1
Inning Stats	R: 0 E: 0 K: 0 S: 12 H: 2 LOB: 1 BB: 0 P: 18	R: 2 E: 0 K: 0 S: 15 H: 3 LOB: 2 BB: 1 P: 23	R: 0 E: 0 K: 1 S: 8 H: 0 LOB: 0 BB: 0 P: 12	R: 2 E: 0 K: 1 S: 11 H: 2 LOB: 1 BB: 1 P: 21	R: 0 E: 0 K: 0 S: 8 H: 1 LOB: 2 BB: 1 P: 15	R: 0 E: 0 K: 1 S: 9 H: 0 LOB: 1 BB: 0 P: 14	R: 0 E: 0 K: 1 S: 9 H: 1 LOB: 1 BB: 0 P: 14	R: 0 E: 0 K: 0 S: 9 H: 0 LOB: 0 BB: 0 P: 11	R: 0 E: 0 K: 2 S: 9 H: 1 LOB: 1 BB: 0 P: 12	1B: 8 2B: 2 3B: 0 HR: 0 SF: 1 SAC: 0 DP: 1 HBP: 1						

	AB	35
	R	4
	H	10
	RBI	4
	BB	3
	SO	6
	LOB	21

WP: 0 PB: 0 SB: 2 CS: 0 PA: 40

PITCHER	IP	WLS	BF	H	R	ER	SO	BB	IBB	HBP	BLK	WP	HR	S	P	ERA	WHIP
30 Ubaldo Jiménez, R (1, 1) ERA: 4.56	4.0		21	8	4	4	2	2	0	0	0	0	0	48	76	9.00	2.500
20 C.C. Lee, R (5, 1) ERA:	1.1		6	0	0	0	0	1	0	1	0	0	0	8	18	0.00	0.750
53 Rich Hill, L (6, 1) ERA: 6.08	0.2	W	2	0	0	0	1	0	0	0	0	0	0	7	9	0.00	0.000
27 Bryan Shaw, R (7, 1) ERA: 4.32	1.0	H	4	1	0	0	1	0	0	0	0	0	0	9	14	0.00	1.000
38 Joe Smith, R (8, 1) ERA: 2.75	1.0	H	3	0	0	0	0	0	0	0	0	0	0	9	11	0.00	0.000

PITCHER	IP	WLS	BF	H	R	ER	SO	BB	IBB	HBP	BLK	WP	HR	S	P	ERA	WHIP
54 Chris Perez, R (9, 1) ERA: 3.04	1.0	S	4	1	0	0	2	0	0	0	0	0	0	9	12	0.00	1.000

BOTTOM

Kansas City Royals @ Cleveland Indians

Progressive Field, Cleveland, OH

Sun Jul 14 2013, 1:06 PM - 4:18 PM EDT

Att. 15,432 - Cloudy - 78 F

livebaseballscorecards.com

Batter	1	2	3	4	5	6	7	8	9	AB	R	H	RBI	BB	SO	LOB
24 Michael Bourn, L (1, 8) OBP: 0.331, SLG: 0.366	B FF 91 F FF 90 C FF 91 X CH 85 1-2 13 1B 22 SF7 1B	C FF 94 B FF 94 S FF 94 F FF 95 S FF 95 1-3 ③ K		C FF 92 B KC 78 F FF 93 X FF 91 1-2 1B		D FF 94 X FF 93 1-0 ① SH1-4 1-2 2-3	C SI 89 F FF 91 S SL 82 0-3 ③ K			4	1	2	0	0	2	4
13 Asdrúbal Cabrera, S (1, 10) OBP: 0.315, SLG: 0.421	F SI 93 X CH 85 0-1 1-3 1B		B KC 76 B FF 94 X FF 92 2-0 ① F7	B FF 92 X CH 85 1-0 ③ G3		B CH 84 X CH 84 1-0 22 1B 2-H 3-H 2B		F SI 94 B SI 94 F SI 94 B SL 86 F SI 96 X SI 96 2-2 22 CS 1B		5	1	3	2	0	0	1
22 Jason Kipnis, L (1, 4) OBP: 0.383, SLG: 0.514	B FF 93 B FC 87 X FF 93 2-0 ① SF7 3-H		B FF 92 C FF 93 F CH 85 B FC 88 B CH 84 B FF 92 4-2 33 G3 23 1B BB		B FC 84 B FF 91 C FF 90 B FC 85 F FF 90 B FF 92 4-2 4 FC5 33 G4-3 BB	C SL 89 D CU 80 B CU 77 S SL 88 F FF 92 B CU 83 X SL 89 3-2 2-H 1B		F SI 96 B SL 84 X SL 87 1-1 ① 1-2 2B		2	1	2	2	2	0	0
33 Nick Swisher, S (1, 3) OBP: 0.352, SLG: 0.398	C FF 94 B FF 94 S CH 86 B CH 85 X CH 86 2-2 ② F7		C CH 84 S FF 93 1 SAFE B FF 93 F CH 85 B FC 87 B FF 94 X CH 85 3-2 ② G3 1-2		B CH 84 X SI 90 1-0 ① G4-3 1-2	1 SAFE X CU 78 0-0 ② F7		S SI 96 F SI 96 S SL 84 0-3 ② K		5	0	0	0	0	1	5
23 Michael Brantley, L (1, 7) OBP: 0.333, SLG: 0.387	C FF 93 F FC 89 F FF 94 C FF 93 0-3 ③ K		C FF 93 F FF 94 B FF 94 X CH 86 1-2 41 2B 2-H 1B		F SI 92 B FF 92 C FF 93 S FC 85 1-3 ② K	B FF 92 1 SAFE B FF 93 1 SAFE C FF 92 B FF 93 1 SAFE X FF 92 3-1 ③ F9		B SL 85 X SI 95 1-0 ③ G6-3		5	1	1	1	0	2	4
41 Carlos Santana, S (1, 2) OBP: 0.382, SLG: 0.466		B FF 92 S CH 84 X FC 85 1-1 4 1B 1B	B KC 77 D CH 84 D CH 86 C FF 91 1 SAFE F FF 92 F CH 86 X CH 86 3-2 1-H 2B		B FF 93 B SI 93 B CH 84 C CH 85 F FC 84 B FF 93 4-2 4 FC5 BB		C SI 90 B FF 91 X SL 82 1-1 4 SH5-3 1B			3	0	3	1	1	0	0
4 Mike Aviles, R (1, 6) OBP: 0.295, SLG: 0.375		C FF 92 F FF 91 X FC 84 0-2 1-2 1B	F FF 91 X FF 93 0-1 ③ L9		C KC 83 F FF 94 F FF 94 X FC 85 0-2 ③ FC5 1-2 2-3f		X FF 92 0-0 ① SH5-3 1-2			3	0	1	0	0	0	3
8 Lonnie Chisenhall, L (1, 5) OBP: 0.283, SLG: 0.408		C SI 93 S CH 85 F FC 88 F CH 85 B FF 95 B FF 95 F FF 94 D CH 86 F CH 86 3-3 S FF 94 K		C FF 90 T FF 91 X FC 84 0-2 ① F8		B FF 93 F FF 93 B FF 93 F FF 93 F FF 93 B CH 84 F FF 93 B FF 93 4-2 24 SH1-4 11 1B 13 2B BB	B SI 90 X SI 90 1-0 ② F7			3	1	0	0	1	1	3
11 Drew Stubbs, R (1, 9) OBP: 0.296, SLG: 0.387		B FF 93 B FF 93 B FC 86 C FF 92 X FF 94 3-1 ② P3		S FC 84 F KC 82 B KC 83 B FF 94 B KC 83 F FF 91 F FF 92 F FF 92 X FF 91 3-2 ② G5-3		X FF 93 0-0 24 SH1-4 13 2B 1-2 1B	C SL 83 F SI 91 B SL 81 F SL 83 H FF 90 2-2 HBP			3	1	1	0	0	0	2
Inning Stats	R: 1 E: 0 K: 1 S: 13 H: 2 LOB: 1 BB: 0 P: 18	R: 0 E: 0 K: 2 S: 18 H: 2 LOB: 2 BB: 0 P: 26	R: 2 E: 0 K: 0 S: 16 H: 2 LOB: 1 BB: 1 P: 29	R: 0 E: 0 K: 0 S: 13 H: 1 LOB: 1 BB: 0 P: 18	R: 0 E: 0 K: 1 S: 12 H: 0 LOB: 2 BB: 2 P: 22	R: 3 E: 0 K: 0 S: 14 H: 3 LOB: 1 BB: 1 P: 26	R: 0 E: 0 K: 1 S: 10 H: 1 LOB: 2 BB: 0 P: 14	R: 0 E: 0 K: 1 S: 10 H: 2 LOB: 1 BB: 0 P: 14		1B: 10 2B: 3 3B: 0 HR: 0 SF: 1 SAC: 2 DP: 0 HBP: 1				WP: 0 PB: 0 SB: 0 CS: 1 PA: 41		

	AB	33
	R	6
	H	13
	RBI	6
	BB	4
	SO	6
	LOB	22

PITCHER		IP	WLS	BF	H	R	ER	SO	BB	IBB	HBP	BLK	WP	HR	S	P	ERA	WHIP
33 James Shields, R ERA: 3.21	(1, 1)	5.0		25	7	3	3	4	3	0	0	0	0	0	72	113	5.40	2.000
55 Tim Collins, L ERA: 4.86	(6, 1)	0.1	L	4	2	3	3	0	1	0	0	0	0	0	7	13	81.00	9.000
25 Everett Teaford, L ERA:	(6, 1)	0.2		3	1	0	0	0	0	0	0	0	0	0	7	13	0.00	1.500
31 Louis Coleman, R ERA:	(7, 1)	1.0		5	1	0	0	1	0	0	1	0	0	0	10	14	0.00	1.000
43 Aaron Crow, R ERA: 3.38	(8, 1)	1.0		4	2	0	0	1	0	0	0	0	0	0	10	14	0.00	2.000

PITCHER	IP	WLS	BF	H	R	ER	SO	BB	IBB	HBP	BLK	WP	HR	S	P	ERA	WHIP

Cleveland Indians @ Minnesota Twins

Target Field, Minneapolis, MN

Fri Jul 19 2013, 7:12 PM - 10:10 PM CDT

Att. 36,280 - Partly Cloudy - 84 F

TOP

livebaseballscorecards.com

Batter	1	2	3	4	5	6	7	8	9	AB	R	H	RBI	BB	SO	LOB
24 Michael Bourn, L (1, 8) OBP: 0.333, SLG: 0.371	C SI 92 F SI 92 F SI 93 X SL 88 0-2 ① G3		B FF 92 B SI 91 F FF 93 C SI 91 B CU 77 X SI 94 3-2 13 L4-6 2B 1-H 2-H		1 SAFE C SI 90 B SI 90 1 SAFE B SI 90 X SI 90 2-1 1-2 1B		B SL 84 B SI 94 C SI 92 C SL 86 F CH 89 S SL 84 2-3 ③ K			4	0	2	2	0	1	0
13 Asdrúbal Cabrera, S (1, 6) OBP: 0.311, SLG: 0.415	F SI 92 C SI 93 B CU 77 F CU 78 F SI 93 B SL 87 F SI 94 X SI 95 2-2 ② L6		F SI 91 B SL 87 X FS 85 1-1 ②③ L4-6 2-2		B FF 88 B SI 91 F SL 86 F SI 92 F SI 93 S SI 92 2-3 ③ K			B FF 91 C FF 90 F SL 85 B SL 87 C FF 92 2-3 ① K		4	0	0	0	0	2	3
22 Jason Kipnis, L (1, 4) OBP: 0.382, SLG: 0.509	C FF 93 F FS 86 B SI 93 X CU 77 1-2 ③ F8			C CU 75 X FS 85 0-1 ① G6-3		B SI 92 F SI 92 B SI 92 X SL 86 2-1 ① F7		B SL 86 B FF 92 B SL 86 C FF 90 F SL 86 B SL 86 4-2 33 CS BB		3	0	0	0	1	0	0
33 Nick Swisher, S (1, 3) OBP: 0.348, SLG: 0.392		F CU 75 C SI 92 C SI 92 0-3 ① K		C FS 86 B SI 92 B SI 92 X SI 93 2-1 ② F8		C SL 86 F FS 87 B CU 78 B SL 86 S SI 94 2-3 ② K		C FF 90 B FF 91 1 SAFE B FF 91 F SL 86 B FF 93 S FF 92 3-3 ②③ K 1-2		4	0	0	0	0	3	1
23 Michael Brantley, L (1, 7) OBP: 0.335, SLG: 0.387		F SI 92 B SI 93 B FS 85 X SI 94 2-1 ② F7		F FS 85 C SI 93 B SI 94 B FS 88 B SI 93 F SI 94 F SI 92 B SI 93 4-2 BB		C SL 87 B SI 92 B SI 93 X SI 93 2-1 41 BB 1B			C SI 95 X SI 94 0-1 ① L6	3	0	1	0	1	0	0
41 Carlos Santana, S (1, 10) OBP: 0.381, SLG: 0.461		C FF 94 C SI 92 B SI 94 T CU 78 1-2 ③ K		B SI 91 B FF 90 1 SAFE B SI 90 C SI 91 1 SAFE X SI 90 3-1 ③ F7		B SI 90 S FF 90 1 SAFE B FS 84 B SI 91 B FS 86 4-1 1-2 BB			B SI 95 C SI 96 X FF 97 1-1 ② L4	3	0	0	0	1	1	1
8 Lonnie Chisenhall, L (1, 5) OBP: 0.284, SLG: 0.413 12 Mark Reynolds, R (9, PH) OBP: 0.306, SLG: 0.385			B CU 76 F SI 93 B SI 92 X FS 86 2-1 24 2B 2B		C FS 86 B CU 75 F SI 92 B SI 93 B SI 93 F SI 93 X SI 93 3-2 ① G4-3	B SI 94 B SI 92 X SI 92 2-0 ③ L1			C FF 96 C SL 84 F FF 96 S SL 83 0-3 ③ K	3 1	1 0	1 0	0 0	0 0	0 1	2 0
10 Yan Gomes, R (1, 2) OBP: 0.287, SLG: 0.466			C SI 93 F SI 92 F SL 88 S SL 87 0-3 ① K		B CU 78 C CU 76 X SI 92 1-1 ② G5-3		C SL 86 S CH 89 B FF 94 S FF 94 1-3 ① K			3	0	0	0	0	2	1
11 Drew Stubbs, R (1, 9) OBP: 0.299, SLG: 0.385			C SL 88 B FF 92 C SI 92 B SL 88 H SI 93 3-2 24 2B HBP		B SI 93 B SI 93 C SI 93 B SI 92 C SI 94 F SI 93 B SI 93 4-2 24 1B BB		C FF 93 B FF 93 F SI 94 S FF 94 1-3 ② K			1	1	0	0	1	1	0

	AB	29
	R	2
	H	4
	RBI	2
	BB	4
	SO	11
	LOB	8

Inning Stats																		
	R: 0 E: 0 K: 0 S: 13	H: 0 LOB: 0 BB: 0 P: 16	R: 0 E: 0 K: 2 S: 8	H: 0 LOB: 0 BB: 0 P: 11	R: 2 E: 0 K: 1 S: 13	H: 2 LOB: 0 BB: 0 P: 22	R: 0 E: 0 K: 0 S: 10	H: 0 LOB: 1 BB: 1 P: 19	R: 0 E: 0 K: 1 S: 15	H: 1 LOB: 2 BB: 1 P: 27	R: 0 E: 0 K: 1 S: 9	H: 1 LOB: 2 BB: 1 P: 21	R: 0 E: 0 K: 3 S: 10	H: 0 LOB: 0 BB: 0 P: 14	R: 0 E: 0 K: 2 S: 8	H: 0 LOB: 1 BB: 1 P: 17	R: 0 E: 0 K: 1 S: 8	H: 0 LOB: 0 BB: 0 P: 9	1B: 2 2B: 4 3B: 0 HR: 0	SF: 0 SAC: 0 DP: 2 HBP: 1	WP: 0 PB: 0 SB: 0 CS: 1	PA: 34

PITCHER		IP	WLS	BF	H	R	ER	SO	BB	IBB	HBP	BLK	WP	HR	S	P	ERA	WHIP
37 Mike Pelfrey, R ERA: 5.4	(1, 1)	5.2		24	4	2	2	5	3	0	1	0	0	0	67	113	3.18	1.235
52 Brian Duensing, L ERA: 4.63	(6, 1)	0.1		1	0	0	0	0	0	0	0	0	0	0	1	3	0.00	0.000
61 Jared Burton, R ERA: 3.59	(7, 1)	1.0		3	0	0	0	3	0	0	0	0	0	0	10	14	0.00	0.000
50 Casey Fien, R ERA: 2.95	(8, 1)	1.0	W	3	0	0	0	2	1	0	0	0	0	0	8	17	0.00	1.000
15 Glen Perkins, L ERA: 1.77	(9, 1)	1.0	S	3	0	0	0	1	0	0	0	0	0	0	8	9	0.00	0.000

PITCHER	IP	WLS	BF	H	R	ER	SO	BB	IBB	HBP	BLK	WP	HR	S	P	ERA	WHIP

Batter	1	2	3	4	5	6	7	8	9	AB	R	H	RBI	BB	SO	LOB
2 Brian Dozier, R (1, 4) OBP: 0.307, SLG: 0.381	C SI 90 B SI 91 B SI 91 X SI 90 2-1 F8 ①		C SI 93 0-1 CS ③ 1-2	B SL 87 B SI 91 C SL 86 L SI 92 F SI 94 X CH 81 2-2 P3 ①		B SI 91 C SI 92 X SI 92 1-1 E5 24 1B 1-3		1 SAFE L SI 88 1 SAFE 1 SAFE X SI 89 0-1 E3 24 G4-6-3 1-2		4	1	0	0	0	0	2
24 Trevor Plouffe, R (1, 5) OBP: 0.326, SLG: 0.444	C SI 91 C SI 92 B SI 93 F SI 93 F SI 93 S CH 80 1-3 K ②			B SL 88 B SI 92 B CH 79 C SI 92 S SI 93 B SI 94 4-2 7 G4-6-3 BB		C SI 94 D CH 81 F SI 94 X SI 94 1-2 2-H 3-H 1B		C SI 89 X SI 88 0-1 G4-6-3 ①② 1-2f 2-3		3	0	1	2	1	1	2
7 Joe Mauer, L (1, 2) OBP: 0.403, SLG: 0.472	C SI 93 B SI 94 S SI 94 B SI 95 B SL 85 F SI 95 X SI 95 3-2 G4-3 ③			B SI 94 B SI 92 B SI 94 C SI 91 X SI 92 3-1 G4-6-3 ②③ 1-2f		B SL 85 B SI 95 F SI 95 B SI 94 B SL 84 4-1 BB		B SL 81 C FF 90 C SL 82 B FF 91 X SL 82 2-2 33 2B 3-H 1B		3	0	1	1	1	0	1
33 Justin Morneau, L (1, 3) OBP: 0.330, SLG: 0.407		B SI 92 B SL 82 F SI 93 F SI 93 F SI 94 X SL 84 2-2 G6-3 ①			B SL 82 C SI 92 F SI 92 F SI 94 B SI 92 B SL 83 F SL 84 C SI 95 3-3 K ①	2 SAFE B SI 94 F SI 94 F SI 94 X SL 85 1-2 G6-3 ③		X SI 89 0-0 1-3 2B		4	0	1	0	0	1	2
9 Ryan Doumit, S (1, 9) OBP: 0.298, SLG: 0.393		B SI 92 X CH 79 1-0 P4 ②			C SI 94 F SI 93 B SI 94 X SL 83 1-2 G5-3 ②		B KC 82 B FF 95 F FF 94 S FF 94 X FF 96 2-2 32 G5-3 55 WP 1B	I IN 83 I IN 83 I IN 81 I IN 82 4-0 IBB		3	0	1	0	1	0	0
55 Chris Colabello, R (1, 10) OBP: 0.100, SLG: 0.100		B SI 92 F SI 92 C SI 94 B SI 94 X SI 94 2-2 G4-3 ③			C CH 78 X SI 93 0-1 G5-3 ③		F FF 96 C KC 84 D KC 85 B KC 84 C FF 95 2-3 K ① 1-2	C SL 82 S SI 89 X SI 89 0-2 G3 ③		4	0	0	0	0	1	4
32 Aaron Hicks, S (1, 8) OBP: 0.261, SLG: 0.361			C SI 90 F SI 93 B SI 93 F SL 82 X SI 94 1-2 L9 ①			B SL 86 X SI 91 1-0 P4 ①	B FF 95 C FF 94 F FF 95 X FF 95 1-2 G5-3 ② 2-3			3	0	0	0	0	0	1
11 Clete Thomas, L (1, 7) OBP: 0.310, SLG: 0.351			F SI 94 C SI 94 B SL 85 X SI 95 1-2 25 FC6-4 1B			C SI 90 C SI 93 B SI 94 F SL 83 S SL 83 1-3 K ②	B KC 83 S FF 95 B FF 94 T FF 94 C FF 94 2-3 K ③			3	0	1	0	0	2	1
25 Pedro Florimón, S (1, 6) OBP: 0.299, SLG: 0.343			B SL 88 C CH 81 1 SAFE B SL 89 F SI 93 X CH 81 2-2 FC6-4 2 CS 1-2f ②			C SI 93 B CH 78 C SI 90 B SL 82 B SI 93 F SI 92 B CH 80 4-2 2 E 24 1B BB		C SI 88 B SL 82 B FF 90 B SI 90 F SI 89 F SI 89 X SI 90 3-2 24 G4-6-3 7 1B 2 E 1B		2	2	1	0	1	0	1
Inning Stats	R: 0 E: 0 K: 1 S: 11 H: 0 LOB: 0 BB: 0 P: 17	R: 0 E: 0 K: 0 S: 8 H: 0 LOB: 0 BB: 0 P: 13	R: 0 E: 0 K: 0 S: 11 H: 1 LOB: 0 BB: 0 P: 15	R: 0 E: 0 K: 0 S: 8 H: 0 LOB: 0 BB: 1 P: 17	R: 0 E: 0 K: 1 S: 10 H: 0 LOB: 0 BB: 0 P: 14	R: 2 E: 1 K: 1 S: 17 H: 1 LOB: 2 BB: 2 P: 30	R: 0 E: 0 K: 2 S: 12 H: 1 LOB: 1 BB: 0 P: 19	R: 1 E: 1 K: 0 S: 15 H: 3 LOB: 3 BB: 1 P: 24		1B: 5 2B: 1 3B: 0 HR: 0 SF: 0 SAC: 0 DP: 2 HBP: 0						

PITCHER		IP	WLS	BF	H	R	ER	SO	BB	IBB	HBP	BLK	WP	HR	S	P	ERA	WHIP
26 Scott Kazmir, L ERA: 4.3	(1, 1)	6.0		22	2	2	0	3	3	0	0	0	0	0	65	106	0.00	0.833
37 Cody Allen, R ERA: 2.21	(7, 1)	1.0		4	1	0	0	2	0	0	0	0	1	0	12	19	0.00	1.000
38 Joe Smith, R ERA: 2.92	(8, 1)	1.0	L	7	3	1	1	0	0	1	0	0	0	0	15	24	9.00	3.000

PITCHER	IP	WLS	BF	H	R	ER	SO	BB	IBB	HBP	BLK	WP	HR	S	P	ERA	WHIP

BOTTOM

Cleveland Indians @ Minnesota Twins

Target Field, Minneapolis, MN

Fri Jul 19 2013, 7:12 PM - 10:10 PM CDT

Att. 36,280 - Partly Cloudy - 84 F

livebaseballscorecards.com

AB	29
R	3
H	6
RBI	3
BB	4
SO	5
LOB	14

WP: 1 PA: 34
PB: 0
SB: 0
CS: 1

Cleveland Indians @ Minnesota Twins

Target Field, Minneapolis, MN

Sat Jul 20 2013, 6:12 PM - 9:07 PM CDT

Att. 38,626 - Clear - 79 F

livebaseballscorecards.com

TOP

Batter	1	2	3	4	5	6	7	8	9	AB	R	H	RBI	BB	SO	LOB
24 Michael Bourn, L (1, 8) OBP: 0.332, SLG: 0.367	G4-3			22 1B BB		FC4-6 22 HR 1-2f		L7		3	1	0	0	1	0	1
13 Asdrúbal Cabrera, S (1, 6) OBP: 0.310, SLG: 0.412	P2			F9		F7		1B		4	0	1	0	0	0	2
22 Jason Kipnis, L (1, 4) OBP: 0.383, SLG: 0.518	F7			1B 1-2		HR 1-H		F8		4	1	2	2	0	0	0
33 Nick Swisher, S (1, 9) OBP: 0.347, SLG: 0.391 11 Drew Stubbs, R (9, PR) OBP: 0.299, SLG: 0.385		G4-3		K		F7			1B 23 SH1-3	4 0	0 0	1 0	0 0	0 0	1 0	2 0
23 Michael Brantley, L (1, 7) OBP: 0.332, SLG: 0.383		G3		F7			G1-3		SH1-3 1-2	3	0	0	0	0	0	2
41 Carlos Santana, S (1, 2) OBP: 0.379, SLG: 0.457		F8			K		HBP 9 BB 1-1		K	3	0	0	0	0	2	2
25 Jason Giambi, L (1, 10) OBP: 0.304, SLG: 0.402 9 Ryan Raburn, R (7, PH) OBP: 0.369, SLG: 0.536 (7, 10)			L7		K		BB 1-2		P3	2 1	0 0	0 0	0 0	0 1	1 0	0 2
12 Mark Reynolds, R (1, 3) OBP: 0.303, SLG: 0.381			G4-3		F8		P5			3	0	0	0	0	0	2
8 Lonnie Chisenhall, L (1, 5) OBP: 0.285, SLG: 0.411			P6			1B 24 FC4-6	F9			3	0	1	0	0	0	2

	AB	30
	R	2
	H	5
	RBI	2
	BB	2
	SO	4
	LOB	15

Inning Stats																																		
	R: 0	E: 0	K: 0	S: 8	H: 0	LOB: 0	BB: 0	P: 12	R: 0	E: 0	K: 0	S: 8	H: 0	LOB: 0	BB: 0	P: 14	R: 0	E: 0	K: 0	S: 7	H: 0	LOB: 0	BB: 0	P: 12	R: 0	E: 0	K: 1	S: 14	H: 1	LOB: 2	BB: 1	P: 26	R: 0	E: 0	K: 2	S: 8	H: 0	LOB: 0	BB: 0	P: 16
	R: 2	E: 0	K: 0	S: 10	H: 2	LOB: 0	BB: 0	P: 13	R: 0	E: 0	K: 0	S: 11	H: 0	LOB: 2	BB: 1	P: 21	R: 0	E: 0	K: 0	S: 8	H: 1	LOB: 0	BB: 0	P: 10	R: 0	E: 0	K: 1	S: 10	H: 1	LOB: 2	BB: 0	P: 17	1B: 4	2B: 0	3B: 0	HR: 1	SF: 0	SAC: 1	DP: 0	HBP: 1	WP: 0	PB: 0	SB: 0	CS: 0	PA: 34

PITCHER		IP	WLS	BF	H	R	ER	SO	BB	IBB	HBP	BLK	WP	HR	S	P	ERA	WHIP
30 Kevin Correia, R ERA: 4.17	(1, 1)	6.0	W	22	3	2	2	3	1	0	0	0	0	1	55	93	3.00	0.667
52 Brian Duensing, L ERA: 4.58	(7, 1)	0.1	H	3	0	0	0	0	1	0	1	0	0	0	6	11	0.00	3.000
61 Jared Burton, R ERA: 3.53	(7, 1)	0.2	H	2	0	0	0	0	0	0	0	0	0	0	5	10	0.00	0.000
50 Casey Fien, R ERA: 2.88	(8, 1)	1.0	H	3	1	0	0	0	0	0	0	0	0	0	8	10	0.00	1.000
15 Glen Perkins, L ERA: 1.72	(9, 1)	1.0	S	4	1	0	0	1	0	0	0	0	0	0	10	17	0.00	1.000

PITCHER	IP	WLS	BF	H	R	ER	SO	BB	IBB	HBP	BLK	WP	HR	S	P	ERA	WHIP

Batter	1	2	3	4	5	6	7	8	9	AB	R	H	RBI	BB	SO	LOB
2 Brian Dozier, R (1, 4) OBP: 0.303, SLG: 0.375	B SI 91 X SI 92 1-0 ① F9		B SI 90 C SL 87 C SI 92 F CU 82 B SI 92 F CH 86 X SI 92 2-2 ① P6		B SI 91 C SL 89 B CU 81 C SI 92 F CU 82 C CU 81 2-3 ② K		C FF 90 B FF 91 F FF 90 X SL 78 1-2 ① P3			4	0	0	0	0	1	0
24 Trevor Plouffe, R (1, 5) OBP: 0.321, SLG: 0.437	C SI 91 C SI 92 B CU 84 C SI 94 1-3 ② K		F SL 89 F CU 81 B SI 92 B SI 92 F SL 88 S CU 82 2-3 ② K		B CU 84 B SI 91 F SL 88 S SL 88 B CU 82 C CU 82 3-3 ③ K		C FF 91 F SL 79 S FF 91 0-3 ② K			4	0	0	0	0	4	0
7 Joe Mauer, L (1, 2) OBP: 0.406, SLG: 0.476	C SI 92 S CH 86 X FF 92 0-2 2B		B SL 86 B SL 88 B SI 93 C SI 93 C SI 92 X SL 89 3-2 33 1B			B FF 92 B SL 82 B FF 92 B FF 91 4-0 33 1B 9 FC5 BB	B FF 91 C FF 92 C SL 79 B SL 80 X FF 91 2-2 ③ G4-3			3	1	2	0	1	0	0
33 Justin Morneau, L (1, 3) OBP: 0.334, SLG: 0.409	F SL 88 S CH 84 D CH 85 B SI 92 B SI 93 D CH 85 4-2 BB		B SI 92 X CH 84 1-0 1-2 1B			C CU 75 C CU 75 B FF 92 B FF 92 X CU 75 2-2 9 E 9 FC5 55 1B 1-3 1B		B SI 92 X SI 92 1-0 ① G4-3		3	1	2	0	1	0	0
9 Ryan Doumit, S (1, 9) OBP: 0.297, SLG: 0.391	B SL 88 B SI 92 S SL 90 C SI 93 F CU 82 B CH 84 F SL 90 S SI 94 3-3 ③ K		B SI 92 S CH 83 B CH 84 X SI 92 2-1 ③ G4-3			C FF 92 X SL 82 0-1 FC5 55 1B 11 FC4-6 1-3 3-H		C SI 92 X CH 82 0-1 32 WP 1B		4	1	1	1	0	1	5
55 Chris Colabello, R (1, 10) OBP: 0.125, SLG: 0.125		X SI 92 0-0 ① F9		B SI 89 C SL 86 F SI 92 X CU 81 1-2 ① G6-3		F SL 80 B FC 93 X SL 81 1-1 11 FC4-6 2-3 3-H 1B		S SI 92 F SI 93 B SI 92 F SI 94 D SL 89 C SI 93 2-3 ② K		4	0	1	1	0	1	1
32 Aaron Hicks, S (1, 8) OBP: 0.257, SLG: 0.355		C SI 92 B SI 91 X SL 89 1-1 ② L9		B SI 91 B SI 91 F SI 90 B SI 91 C SI 91 T SI 93 3-2 ② K		B FC 93 F FC 93 B FC 94 S SL 81 S FC 94 2-3 ① K		S SI 93 B SI 93 F SI 93 1 SAFE B CU 79 X SI 93 2-2 ③ L8 1-2		4	0	0	0	0	2	3
11 Clete Thomas, L (1, 7) OBP: 0.310, SLG: 0.345		B SI 91 B SI 90 B SI 92 B SI 91 4-0 BB		C SI 91 C SI 91 X CH 85 0-2 ③ G3		S SL 81 X FC 92 0-1 ② FC4-6 1-2f 3-H				2	0	0	1	1	0	1
25 Pedro Florimón, S (1, 6) OBP: 0.295, SLG: 0.339		B SL 89 B SI 92 C SI 91 C SI 92 F SL 88 1 SAFE B SI 92 F SL 88 S SL 88 3-3 ③ K			C SL 86 B SI 90 B CH 82 X SI 91 2-1 ① F7	1 SAFE X FC 91 0-0 ③ G4-3				3	0	0	0	0	1	2
Inning Stats	R: 0 E: 0 K: 2 S: 14 H: 1 LOB: 2 BB: 1 P: 23	R: 0 E: 0 K: 1 S: 8 H: 0 LOB: 1 BB: 1 P: 16	R: 0 E: 0 K: 1 S: 15 H: 2 LOB: 2 BB: 0 P: 25	R: 0 E: 0 K: 1 S: 9 H: 0 LOB: 0 BB: 0 P: 13	R: 0 E: 0 K: 2 S: 9 H: 0 LOB: 0 BB: 0 P: 16	R: 3 E: 1 K: 1 S: 13 H: 2 LOB: 1 BB: 1 P: 22	R: 0 E: 0 K: 1 S: 9 H: 0 LOB: 0 BB: 0 P: 12	R: 0 E: 0 K: 1 S: 10 H: 1 LOB: 1 BB: 0 P: 15		1B: 5 2B: 1 3B: 0 HR: 0 SF: 0 SAC: 0 DP: 0 HBP: 0				WP: 1 PB: 0 SB: 0 CS: 0 PA: 34	

PITCHER		IP	WLS	BF	H	R	ER	SO	BB	IBB	HBP	BLK	WP	HR	S	P	ERA	WHIP
28 Corey Kluber, R ERA: 3.69	(1, 1)	5.0		20	3	0	0	7	2	0	0	0	0	0	55	93	0.00	1.000
53 Rich Hill, L ERA: 6.75	(6, 1)	0.0	L	3	1	3	2	0	1	0	0	0	0	0	5	11	∞	∞
27 Bryan Shaw, R ERA: 4.22	(6, 1)	1.0	B	4	1	0	0	1	0	0	0	0	0	0	8	11	0.00	1.000
52 Vinnie Pestano, R ERA: 4.31	(7, 1)	1.0		3	0	0	0	1	0	0	0	0	0	0	9	12	0.00	0.000
32 Matt Albers, R ERA: 3.12	(8, 1)	1.0		4	1	0	0	1	0	0	0	0	1	0	10	15	0.00	1.000

PITCHER	IP	WLS	BF	H	R	ER	SO	BB	IBB	HBP	BLK	WP	HR	S	P	ERA	WHIP

BOTTOM

Cleveland Indians @ Minnesota Twins

Target Field, Minneapolis, MN

Sat Jul 20 2013, 6:12 PM - 9:07 PM CDT

Att. 38,626 - Clear - 79 F

livebaseballscorecards.com

AB	31
R	3
H	6
RBI	3
BB	3
SO	10
LOB	12

Cleveland Indians @ Minnesota Twins

Target Field, Minneapolis, MN

Sun Jul 21 2013, 1:15 PM - 3:52 PM CDT

Att. 31,753 - Partly Cloudy - 75 F

livebaseballscorecards.com

Batter	1	2	3	4	5	6	7	8	9	AB	R	H	RBI	BB	SO	LOB
11 Drew Stubbs, R (1, 8) OBP: 0.301, SLG: 0.384	C FF 88 B FF 88 X FF 87 1-1 1B	S CU 82 B FF 89 C FF 89 D CU 82 B CH 84 F FF 89 X FF 90 3-2 ③ G1-3		B CH 84 S FF 88 C CU 82 X CU 81 1-2 ③ L8		F FF 94 B SL 84 S SL 84 X SL 84 1-2 ② G6-3			B FF 94 B FF 93 C FF 92 C FF 91 D CU 82 F FF 92 B FF 92 4-2 13 FC6-4 1-2 BB	4	0	1	0	1	0	3
13 Asdrúbal Cabrera, S (1, 6) OBP: 0.305, SLG: 0.405	F FF 89 1 SAFE B FF 88 F CH 84 F FF 89 X FF 90 1-2 ① F9		B FF 87 X FF 88 1-0 E5 22 HR		F CU 80 B CH 84 B FF 88 F FF 88 F CU 81 F FF 88 X CH 88 2-2 ① F7	C FF 94 B FF 96 B FF 94 X FF 94 2-1 ③ F7			F FF 92 F FF 92 X FF 93 0-2 ① FC6-4 22 1B 1-2f 2-3	5	1	0	0	0	0	3
22 Jason Kipnis, L (1, 4) OBP: 0.386, SLG: 0.527	C FF 90 1 SAFE F FF 88 B FF 89 1 SAFE D CU 82 F FF 89 X CU 82 2-2 ② F7		C CU 80 F CH 88 B FF 88 1 SAFE F CU 82 X FF 89 1-2 1-H HR		B CU 81 B FF 88 B FF 89 B FF 88 4-0 41 1B 33 1B 23 3B BB		C SI 89 B SI 86 X SL 78 1-1 ① F7		B FF 93 F FF 92 X CU 81 1-1 33 G4-6-3 1-2 3-H 1B	4	2	2	3	1	0	1
33 Nick Swisher, S (1, 10) OBP: 0.345, SLG: 0.387	C FF 89 X CH 85 0-1 ③ L4		X FF 89 0-0 ① F7		D CH 83 1 SAFE C CH 88 1 SAFE B CU 80 X FF 88 2-1 41 1B 23 3B 1-2 1B		B SI 88 S SI 87 B CU 70 X SI 87 2-1 ② P4		B FF 95 X FF 93 1-0 ② ③ G4-6-3 1-2f	5	1	1	0	0	0	3
41 Carlos Santana, S (1, 2) OBP: 0.381, SLG: 0.455		B FF 87 C FF 87 F CU 81 X CU 80 1-2 ① G6-3	B FF 88 B FF 88 B FF 88 B FF 88 4-0 12 G6-4-3 BB		X CU 81 0-0 23 3B 1-2 2-3 1B		B SI 87 C SI 87 B SI 87 F SI 88 B CU 69 X SI 90 3-2 ③ L8			3	1	1	0	1	0	0
12 Mark Reynolds, R (1, 3) OBP: 0.303, SLG: 0.378		B FF 89 C CH 84 B FF 89 C CU 81 B FF 88 D FF 89 4-2 9 1B 23 FC6 4 SF9 BB	B FF 89 X FF 89 1-0 ② ③ G6-4-3 1-2f		X FF 89 0-0 ② P3			S FF 91 C SL 83 F FF 93 F CU 78 F FF 93 S SL 84 0-3 ① K		3	1	0	0	1	1	4
23 Michael Brantley, L (1, 7) OBP: 0.332, SLG: 0.388		C FF 89 B CH 88 B FF 88 X FF 88 2-1 FC6 9 1B 1-2		B FF 87 X FF 87 1-0 ① L7	S CU 82 X CU 82 0-1 1-H 2-H 3-H 3B			B FF 92 C FF 91 X FF 92 1-1 ② G3		4	0	1	3	0	0	1
9 Ryan Raburn, R (1, 9) OBP: 0.372, SLG: 0.542		C FF 88 X FF 88 0-1 1-2 2-3 1B		C FF 87 C CH 84 B CH 83 F CU 81 F FF 90 B CU 81 B CH 85 X FF 89 3-2 2B	X FF 92 0-0 ③ F9			B SL 82 F FF 90 S CU 77 C FF 92 1-3 ③ K		4	0	2	0	0	1	1
4 Mike Aviles, R (1, 5) OBP: 0.294, SLG: 0.374		B CU 83 C FF 90 X FF 89 1-1 ② SF9 3-H		B CH 84 X CU 81 1-0 ② F7		C SI 92 C SI 92 B SL 83 X SL 84 1-2 ① G5-3			F FF 91 X FF 93 0-1 13 FC6-4 11 BB 22 1B 1B	3	1	1	1	0	0	1
Inning Stats	R: 0 E: 0 K: 0 S: 12 H: 1 LOB: 1 BB: 0 P: 16	R: 1 E: 0 K: 0 S: 15 H: 1 LOB: 2 BB: 1 P: 26	R: 2 E: 1 K: 0 S: 7 H: 1 LOB: 0 BB: 1 P: 14	R: 0 E: 0 K: 0 S: 10 H: 1 LOB: 1 BB: 0 P: 16	R: 3 E: 0 K: 0 S: 12 H: 3 LOB: 1 BB: 1 P: 20	R: 0 E: 0 K: 0 S: 8 H: 0 LOB: 0 BB: 0 P: 12	R: 0 E: 0 K: 0 S: 7 H: 0 LOB: 0 BB: 0 P: 13	R: 0 E: 0 K: 2 S: 11 H: 0 LOB: 0 BB: 0 P: 13	R: 1 E: 0 K: 0 S: 11 H: 2 LOB: 1 BB: 1 P: 17	1B: 6 2B: 1 3B: 1 HR: 1 SF: 1 SAC: 0 DP: 2 HBP: 0						

TOP

AB	35
R	7
H	9
RBI	7
BB	4
SO	2
LOB	17

WP: 0 PB: 0 SB: 0 CS: 0 PA: 40

PITCHER		IP	WLS	BF	H	R	ER	SO	BB	IBB	HBP	BLK	WP	HR	S	P	ERA	WHIP
58 Scott Diamond, L ERA: 5.53	(1, 1)	4.2	L	25	7	6	5	0	3	0	0	0	0	1	55	91	9.64	2.143
51 Anthony Swarzak, R ERA: 3.47	(5, 1)	1.1		4	0	0	0	0	0	0	0	0	0	0	9	13	0.00	0.000
56 Caleb Thielbar, L ERA: 0.79	(7, 1)	1.0		3	0	0	0	0	0	0	0	0	0	0	7	13	0.00	0.000
20 Josh Roenicke, R ERA: 3.66	(8, 1)	1.0		3	0	0	0	2	0	0	0	0	0	0	11	13	0.00	0.000
57 Ryan Pressly, R ERA: 3.22	(9, 1)	1.0		5	2	1	1	0	1	0	0	0	0	0	11	17	9.00	3.000

PITCHER	IP	WLS	BF	H	R	ER	SO	BB	IBB	HBP	BLK	WP	HR	S	P	ERA	WHIP

BOTTOM

Cleveland Indians @ Minnesota Twins

Target Field, Minneapolis, MN

Sun Jul 21 2013, 1:15 PM - 3:52 PM CDT

Att. 31,753 - Partly Cloudy - 75 F

livebaseballscorecards.com

Batter	1	2	3	4	5	6	7	8	9	AB	R	H	RBI	BB	SO	LOB
2 Brian Dozier, R (1, 4) OBP: 0.305, SLG: 0.384	C SI 92 B SI 93 F SI 94 X SL 84 1-2 ① G6-3			C SI 91 C SL 82 F FF 95 F SI 92 S SI 94 0-3 ① K			X SI 91 0-0 ① 12 G3 7 E 2B		C FF 92 B FF 92 B FF 92 F FF 91 B SL 80 X FF 92 3-2 12 G4-3 2B	4	1	2	0	0	1	0
12 Chris Herrmann, L (1, 2) OBP: 0.421, SLG: 0.588	C SI 93 B FF 96 B SI 93 C SI 93 F FF 95 B SL 83 F FF 96 F SI 92 X FF 95 3-2 ② F8			B SL 82 F SI 92 S FF 92 B FF 95 S SL 83 2-3 ② K			B SI 90 X SI 90 1-0 ① G3 2-3		C FF 92 X FF 91 0-1 ① G4-3 2-3	4	0	0	0	0	1	2
7 Joe Mauer, L (1, 10) OBP: 0.402, SLG: 0.471	C SI 93 F SI 95 B FF 96 S FF 97 1-3 ③ K			B SI 93 B FF 95 S SI 90 F SI 90 B FF 95 X SI 89 3-2 ③ G6-3			C FF 93 B SL 83 B SL 82 X SI 91 2-1 E4 33 L3-1 3-H		C FF 93 C SL 81 S FF 92 0-3 ② K	4	0	0	1	0	2	1
33 Justin Morneau, L (1, 3) OBP: 0.331, SLG: 0.405		C FF 93 X FF 94 0-1 ① P6			X SI 90 0-0 ① G1-3		X SI 93 0-0 ② L3-1 1-2		X SI 82 0-0 ③ G3	4	0	0	0	0	0	2
9 Ryan Doumit, S (1, 9) OBP: 0.295, SLG: 0.387		C SI 93 B SL 81 F FF 94 B SL 85 F FF 95 F SL 82 F SI 92 F FF 96 S SI 93 2-3 ② K			C SI 90 T SL 83 S SL 85 0-3 ② K		F SL 80 B FF 94 B SI 92 B SI 92 F SI 92 X SL 81 3-2 ③ P6			3	0	0	0	0	2	1
24 Trevor Plouffe, R (1, 5) OBP: 0.319, SLG: 0.433 17 Doug Bernier, R (8, 5)		B SI 94 S SI 93 F SI 93 F FF 96 S SI 94 1-3 ③ K			C SI 91 F SI 93 F SL 83 S SL 85 0-3 ③ K			B SI 93 B SI 93 B FF 92 B SI 91 4-0 32 BB BB		2 0	0 0	0 0	0 0	2 1	0 0	0 0
11 Clete Thomas, L (1, 7) OBP: 0.303, SLG: 0.336			C SI 92 F FF 95 X SL 84 0-2 ① G1-3			B SI 91 X SI 90 1-0 ① G4-3		C SI 92 C CU 81 S SI 93 0-3 ① K		3	0	0	0	0	1	1
32 Aaron Hicks, S (1, 8) OBP: 0.262, SLG: 0.354			C SI 92 H FF 96 1-1 25 CS HBP			B SL 79 F SI 91 S FF 94 B SL 84 X FF 93 2-2 ② G5-3		B SI 91 B SI 92 F SI 91 B SI 91 B SI 91 4-1 25 G6-3 BB 1-2		1	0	0	0	1	0	0
25 Pedro Florimón, S (1, 6) OBP: 0.292, SLG: 0.335			B SI 90 C FF 93 B FF 94 B SI 91 C SI 92 F SI 93 X SI 92 3-2 ②③ G4-3 1-2			C SI 92 S FF 94 C FF 94 0-3 ③ K		F FF 94 B FF 95 X FF 95 1-1 ②③ G6-3 1-2f		3	0	0	0	0	1	3
Inning Stats	R: 0 H: 0 E: 0 LOB: 0 K: 1 BB: 0 S: 12 P: 17	R: 0 H: 0 E: 0 LOB: 0 K: 2 BB: 0 S: 13 P: 16	R: 0 H: 0 E: 0 LOB: 0 K: 0 BB: 0 S: 8 P: 12	R: 0 H: 0 E: 0 LOB: 0 K: 2 BB: 0 S: 11 P: 16	R: 0 H: 0 E: 0 LOB: 0 K: 2 BB: 0 S: 8 P: 8	R: 0 H: 0 E: 0 LOB: 0 K: 1 BB: 0 S: 7 P: 10	R: 1 H: 1 E: 1 LOB: 1 K: 0 BB: 0 S: 8 P: 14	R: 0 H: 0 E: 0 LOB: 1 K: 1 BB: 2 S: 6 P: 15	R: 0 H: 1 E: 0 LOB: 1 K: 1 BB: 0 S: 9 P: 12	1B: 0 SF: 0 2B: 2 SAC: 0 3B: 0 DP: 1 HR: 0 HBP: 1						

AB	28
R	1
H	2
RBI	1
BB	2
SO	10
LOB	10

PITCHER		IP	WLS	BF	H	R	ER	SO	BB	IBB	HBP	BLK	WP	HR	S	P	ERA	WHIP
63 Justin Masterson, R ERA: 3.6	(1, 1)	7.0	W	23	1	1	1	8	0	0	1	0	0	0	67	93	1.29	0.143
20 C.C. Lee, R ERA:	(8, 1)	0.1		3	0	0	0	1	2	0	0	0	0	0	4	12	0.00	6.000
37 Cody Allen, R ERA: 2.18	(8, 1)	0.2		1	0	0	0	0	0	0	0	0	0	0	2	3	0.00	0.000
54 Chris Perez, R ERA: 2.93	(9, 1)	1.0		4	1	0	0	1	0	0	0	0	0	0	9	12	0.00	1.000

PITCHER	IP	WLS	BF	H	R	ER	SO	BB	IBB	HBP	BLK	WP	HR	S	P	ERA	WHIP

Cleveland Indians @ Seattle Mariners

Safeco Field, Seattle, WA

Mon Jul 22 2013, 7:11 PM - 9:45 PM PDT

Att. 18,009 - Clear - 73 F

TOP

livebaseballscorecards.com

Batter	1	2	3	4	5	6	7	8	9	AB	R	H	RBI	BB	SO	LOB
24 Michael Bourn, L (1, 8) OBP: 0.334, SLG: 0.367	C SI 91 B SI 91 F SL 81 F SL 82 X CU 75 1-2 ① L9		B FF 91 X FF 92 1-0 33 1B 1B		F SI 91 X CH 86 0-1 ① L7			H CU 78 1-0 22 CS HBP		3	0	1	0	0	0	1
33 Nick Swisher, S (1, 3) OBP: 0.346, SLG: 0.399	C SI 91 B SI 86 B SI 92 S CU 76 B SL 83 F SI 92 X SI 93 3-2 HR		B SL 83 S SI 93 C SI 86 X SI 92 1-2 1-3 1B		C CH 84 B CU 74 F SI 91 X CH 85 1-2 ② G4-3 1-2			B SI 90 C FF 92 1 SAFE S SL 81 C SI 92 1-3 ① K		4	1	2	1	0	1	2
22 Jason Kipnis, L (1, 4) OBP: 0.382, SLG: 0.521	B SI 92 X CU 76 1-0 ② P6		B C SI 93 F SI 86 S FF 93 1-3 ② K		B SI 91 X SI 91 1-0 ③ G6-3			B SI 93 1 SAFE C FF 93 B SL 82 X FF 93 2-1 ②③ G4-3 1-2		4	0	0	0	0	1	4
13 Asdrúbal Cabrera, S (1, 6) OBP: 0.305, SLG: 0.401	B SI 91 S SI 90 S CH 86 F SI 92 H SL 83 2-2 HBP		F SI 93 X SI 86 0-1 ③ G3			X SI 89 0-0 ① G6-3			B SI 97 X FF 96 1-0 ① F9	3	0	0	0	0	0	2
23 Michael Brantley, L (1, 7) OBP: 0.331, SLG: 0.389	C SI 91 F SI 92 F SI 92 X CU 77 0-2 ③ F7			C SI 89 B FF 89 X CH 85 1-1 ① F7		C SI 88 X CH 83 0-1 ② F7			C CH 89 B SI 98 S CH 90 B FF 96 F CH 91 B CU 79 F FF 96 X FF 96 3-2 41 G4-3 2B	4	0	1	0	0	0	1
41 Carlos Santana, S (1, 2) OBP: 0.379, SLG: 0.456		C SI 90 B CH 84 C CU 78 X SI 91 1-2 ① G3		C CU 75 F FF 90 B CH 85 F SI 86 F SI 92 F SL 82 X SI 87 1-2 25 WP 2B		B SI 90 X SI 89 1-0 ③ G4-3			C CH 88 D CU 78 B CH 89 B SI 96 X FF 97 3-1 ② G4-3 2-3	4	0	1	0	0	0	1
25 Jason Giambi, L (1, 10) OBP: 0.303, SLG: 0.392 4 Mike Aviles, R (9, PR) OBP: 0.294, SLG: 0.374		B CU 75 F SI 92 C CH 85 B FF 86 B CU 75 C SL 83 3-3 ② K		B SI 92 C CU 75 S SI 92 B FF 86 X SL 84 2-2 ② P6 2-3			B SI 88 X CH 84 1-0 ① G4-3		S CH 90 B SI 98 B CH 89 B FF 96 F CH 89 D SI 98 4-2 BB	3 0	0 0	0 0	0 0	1 0	1 0	1 0
8 Lonnie Chisenhall, L (1, 5) OBP: 0.279, SLG: 0.402		C SI 92 B FF 92 F SI 92 B SI 86 X SI 93 2-2 ③ G1-3		F SI 93 B SI 86 X SI 91 1-1 ③ G4-3			X SI 90 0-0 ② F7		B SI 96 X CH 89 1-0 ③ F9	4	0	0	0	0	0	3
11 Drew Stubbs, R (1, 9) OBP: 0.301, SLG: 0.381			B SI 90 C FF 91 B SL 80 S SL 82 B SL 83 X SL 83 3-2 ① G6-3		B FF 89 B FF 90 B FF 89 C FF 88 S SL 83 B SL 83 4-2 33 G4-3 BB		C SL 81 F SL 81 X SL 82 0-2 ③ P3			2	0	0	0	1	0	0

	AB	31
	R	1
	H	5
	RBI	1
	BB	2
	SO	3
	LOB	15

Inning Stats	1	2	3	4	5	6	7	8	9	1B: 2	SF: 0	WP: 1	PA: 35
	R: 1 E: 0 K: 0 S: 16	R: 0 E: 0 K: 1 S: 9	R: 0 E: 0 K: 1 S: 12	R: 0 E: 0 K: 0 S: 13	R: 0 E: 0 K: 0 S: 8	R: 0 E: 0 K: 0 S: 4	R: 0 E: 0 K: 0 S: 5	R: 0 E: 0 K: 1 S: 5	R: 0 E: 0 K: 0 S: 11	2B: 2 3B: 0 HR: 1	SAC: 0 DP: 0 HBP: 2	PB: 0 SB: 0 CS: 1	
	H: 1 LOB: 1 BB: 0 P: 23	H: 0 LOB: 0 BB: 0 P: 15	H: 2 LOB: 2 BB: 0 P: 18	H: 1 LOB: 1 BB: 0 P: 18	H: 0 LOB: 1 BB: 1 P: 14	H: 0 LOB: 0 BB: 0 P: 5	H: 0 LOB: 0 BB: 0 P: 6	H: 0 LOB: 0 BB: 0 P: 9	H: 1 LOB: 2 BB: 1 P: 23				

PITCHER	IP	WLS	BF	H	R	ER	SO	BB	IBB	HBP	BLK	WP	HR	S	P	ERA	WHIP
39 Aaron Harang, R (1, 1) ERA: 5.06	7.0	W	27	4	1	1	2	1	0	1	0	1	1	67	99	1.29	0.714
41 Charlie Furbush, L (8, 1) ERA: 3.35	1.0	H	3	0	0	0	1	0	0	1	0	0	0	5	9	0.00	0.000
54 Tom Wilhelmsen, R (9, 1) ERA: 3.86	1.0	S	5	1	0	0	0	1	0	0	0	0	0	11	23	0.00	2.000

PITCHER	IP	WLS	BF	H	R	ER	SO	BB	IBB	HBP	BLK	WP	HR	S	P	ERA	WHIP

Cleveland Indians @ Seattle Mariners

Safeco Field, Seattle, WA

Mon Jul 22 2013, 7:11 PM - 9:45 PM PDT

Att. 18,009 - Clear - 73 F

BOTTOM

livebaseballscorecards.com

Batter	1	2	3	4	5	6	7	8	9	AB	R	H	RBI	BB	SO	LOB
5 Brad Miller, L (1, 6) OBP: 0.341, SLG: 0.449	F8		G4-3		P5		G4-3			4	0	0	0	0	0	2
6 Nick Franklin, S (1, 4) OBP: 0.333, SLG: 0.456	K		BB		K		28 BLK 1B			3	0	1	0	1	2	1
28 Raul Ibanez, L (1, 7) OBP: 0.316, SLG: 0.562	8 WP BB		L3		BB		K			2	0	0	0	2	1	3
8 Kendrys Morales, S (1, 10) OBP: 0.339, SLG: 0.463	K			HR	K			G5-3		4	1	1	1	0	2	3
15 Kyle Seager, L (1, 5) OBP: 0.354, SLG: 0.482		17 F8-5-6 BB		F7		55 G4-3 1B		P4		3	0	1	0	1	0	0
17 Justin Smoak, S (1, 3) OBP: 0.366, SLG: 0.427		F8-5-6		L7		K		K		4	0	0	0	0	2	2
55 Michael Saunders, L (1, 9) OBP: 0.311, SLG: 0.366		K		G4-3		G4-3				3	0	0	0	0	1	1
3 Mike Zunino, R (1, 2) OBP: 0.305, SLG: 0.340			5 G4-3 2B		HR		G5-3			3	1	2	1	0	0	1
13 Dustin Ackley, L (1, 8) OBP: 0.280, SLG: 0.269			F7		28 BB 1B		K			3	0	1	0	0	1	1
Inning Stats	R: 0 E: 0 K: 2 S: 13 H: 0 LOB: 1 BB: 1 P: 23	R: 0 E: 0 K: 1 S: 8 H: 0 LOB: 0 BB: 1 P: 14	R: 0 E: 0 K: 0 S: 11 H: 1 LOB: 2 BB: 1 P: 18	R: 1 E: 0 K: 0 S: 7 H: 1 LOB: 0 BB: 0 P: 14	R: 1 E: 0 K: 2 S: 15 H: 2 LOB: 2 BB: 1 P: 24	R: 0 E: 0 K: 1 S: 14 H: 1 LOB: 1 BB: 0 P: 22	R: 0 E: 0 K: 2 S: 11 H: 1 LOB: 1 BB: 0 P: 17	R: 0 E: 0 K: 1 S: 8 H: 0 LOB: 0 BB: 0 P: 11		1B: 3 2B: 2 3B: 0 HR: 2	SF: 0 SAC: 0 DP: 1 HBP: 0						

	AB	29
	R	2
	H	6
	RBI	2
	BB	4
	SO	9
	LOB	14

WP: 1 PB: 0 SB: 0 CS: 0 PA: 33

PITCHER		IP	WLS	BF	H	R	ER	SO	BB	IBB	HBP	BLK	WP	HR	S	P	ERA	WHIP
30 Ubaldo Jiménez, R ERA: 4.49	(1, 1)	5.2	L	25	5	2	2	6	4	0	0	0	1	2	65	110	3.18	1.588
20 C.C. Lee, R ERA:	(6, 1)	0.1		1	0	0	0	0	0	0	0	0	0	0	3	5	0.00	0.000
53 Rich Hill, L ERA: 6.51	(7, 1)	1.0		4	1	0	0	2	0	0	0	1	0	0	11	17	0.00	1.000
27 Bryan Shaw, R ERA: 4.12	(8, 1)	1.0		3	0	0	0	1	0	0	0	0	0	0	8	11	0.00	0.000

PITCHER	IP	WLS	BF	H	R	ER	SO	BB	IBB	HBP	BLK	WP	HR	S	P	ERA	WHIP

Batter	1	2	3	4	5	6	7	8	9	AB	R	H	RBI	BB	SO	LOB
24 Michael Bourn, L (1, 8) OBP: 0.332, SLG: 0.364	B FF 91 B SI 91 F SI 91 B SI 91 C SI 91 X SI 91 3-2 ① L8	X 0-0 1B		B SL 86 F SI 94 B SI 94 B SI 91 X SI 90 3-1 ③ G3-1			C SI 93 C FF 92 F SI 93 B SI 93 D CU 85 F FF 93 X FF 93 2-2 ① F7		B FF 97 S CH 89 B FF 98 C SI 96 B CH 90 C FF 98 3-3 ③ K	5	0	1	0	0	1	2
33 Nick Swisher, S (1, 9) OBP: 0.345, SLG: 0.397	S SI 92 S CH 82 S CH 82 0-3 ② K	B CH 79 S CH 80 1 SAFE S SI 92 D CH 82 F SI 91 1 SAFE S SI 92 2-3 ③ K			C SI 92 X SL 86 0-1 22 G4-6-3 1B		S CH 87 F CH 88 B SI 92 C SI 93 1-3 ② K			4	0	1	0	0	3	2
22 Jason Kipnis, L (1, 4) OBP: 0.381, SLG: 0.521	B SI 93 F CH 80 X CU 79 1-1 13 1B 2B		C SL 84 B FF 92 B CH 80 C SI 91 X SI 91 2-2 ① F8		B SI 92 C SI 91 B CH 80 X SI 92 2-1 ①② G4-6-3 1-2f		X FF 92 0-0 ③ G4-3			4	1	1	0	0	0	2
13 Asdrúbal Cabrera, S (1, 6) OBP: 0.307, SLG: 0.402	F SI 93 X SI 94 0-1 2-H 1B		S CH 82 F SL 86 B CH 82 B FF 93 B SI 92 X SI 92 3-2 41 F7 23 BB 1B		B CH 81 S CH 79 B SI 93 C SI 92 F CH 81 X SI 94 2-2 ③ F7			B SI 93 X SI 92 1-0 ① G6-3		4	0	2	1	0	0	0
23 Michael Brantley, L (1, 7) OBP: 0.332, SLG: 0.389	F CH 81 F SI 93 F CH 83 F SI 94 D CH 82 S CH 80 1-3 ③ K		C SL 86 D CH 80 B FF 90 B CH 79 B SI 91 4-1 1-2 BB			B SI 92 C SI 90 B CH 78 X SI 91 2-1 41 G4-6-3 1B		C FF 94 X CH 87 0-1 ② G3		3	0	1	0	1	1	1
41 Carlos Santana, S (1, 10) OBP: 0.375, SLG: 0.450		F FF 91 F CH 82 F CH 83 S SI 93 0-3 ① K	X SI 92 0-0 ② F7 2-3			B CH 78 B SI 91 C SI 91 1 SAFE X SI 92 2-1 ①② G4-6-3 1-2f		B FF 92 B SI 92 C FF 92 X CH 86 2-1 ③ L8		4	0	0	0	0	1	3
12 Mark Reynolds, R (1, 3) OBP: 0.305, SLG: 0.377 11 Drew Stubbs, R (9, PR) OBP: 0.301, SLG: 0.381		C FF 93 B SI 93 B SL 85 F FF 93 F SL 86 X SI 93 2-2 ② G6-3	C SL 86 X SI 92 0-1 ③ G6-3			B SI 95 B SL 85 F FF 93 F SI 93 B SL 86 B SI 94 4-2 BB			X FF 97 0-0 8 1B 10 FC5-4-2-6 1B	3 0	0 0	1 0	0 0	1 0	0 0	2 0
8 Lonnie Chisenhall, L (1, 5) OBP: 0.284, SLG: 0.404 4 Mike Aviles, R (9, PR) OBP: 0.294, SLG: 0.374		X SI 94 0-0 10 HR 1B	B SL 84 C SI 92 X CH 80 1-1 ① G3			B FF 94 B FF 94 C SI 94 X SI 94 2-1 ③ P5			B CH 88 X SI 94 1-0 10 FC5-4-2-6 1-3 1B	4 0	1 0	2 0	0 0	0 0	0 0	1 0
10 Yan Gomes, R (1, 2) OBP: 0.293, SLG: 0.489		B SL 85 C SI 92 X SL 83 1-1 1-H HR	C SI 94 F SI 93 B SL 85 B SL 87 F SI 94 B SI 94 X SI 94 3-2 ② F7				B FF 93 S SI 93 S CU 84 X CU 84 1-2 1B		D CU 78 B FF 96 C FF 97 X CH 90 2-1 ①② FC5-4-2-6 1-2 3-H	4	1	2	2	0	0	2
Inning Stats	R: 1 H: 2 E: 0 LOB: 1 K: 2 BB: 0 S: 15 P: 20	R: 2 H: 3 E: 0 LOB: 1 K: 2 BB: 0 S: 16 P: 21	R: 0 H: 1 E: 0 LOB: 2 K: 0 BB: 1 S: 10 P: 19	R: 0 H: 0 E: 0 LOB: 0 K: 0 BB: 0 S: 8 P: 15	R: 0 H: 0 E: 0 LOB: 0 K: 0 BB: 0 S: 8 P: 12	R: 0 H: 1 E: 0 LOB: 1 K: 0 BB: 1 S: 8 P: 18	R: 0 H: 1 E: 0 LOB: 1 K: 1 BB: 0 S: 12 P: 16	R: 0 H: 0 E: 0 LOB: 0 K: 0 BB: 0 S: 5 P: 8	R: 0 H: 2 E: 0 LOB: 1 K: 1 BB: 0 S: 7 P: 13	1B: 9 2B: 2 3B: 0 HR: 1	SF: 0 SAC: 0 DP: 3 HBP: 0					

PITCHER	IP	WLS	BF	H	R	ER	SO	BB	IBB	HBP	BLK	WP	HR	S	P	ERA	WHIP
50 Erasmo Ramírez, R (1, 1) ERA: 8.71	5.2	W	25	8	3	3	4	2	0	0	0	0	1	63	101	4.76	1.765
31 Yoervis Medina, R (6, 1) ERA: 2.11	2.1	H	8	1	0	0	1	0	0	0	0	0	0	19	28	0.00	0.429
54 Tom Wilhelmsen, R (9, 1) ERA: 3.77	1.0	S	4	2	0	0	1	0	0	0	0	0	0	7	13	0.00	2.000

PITCHER	IP	WLS	BF	H	R	ER	SO	BB	IBB	HBP	BLK	WP	HR	S	P	ERA	WHIP

Cleveland Indians @ Seattle Mariners

Safeco Field, Seattle, WA

Tue Jul 23 2013, 7:12 PM - 9:54 PM PDT

Att. 16,308 - Clear - 80 F

TOP

livebaseballscorecards.com

AB	35
R	3
H	11
RBI	3
BB	2
SO	6
LOB	15

WP: 0	PA: 37		
PB: 0			
SB: 0			
CS: 0			

BOTTOM

Cleveland Indians @ Seattle Mariners

Safeco Field, Seattle, WA

Tue Jul 23 2013, 7:12 PM - 9:54 PM PDT

Att. 16,308 - Clear - 80 F

livebaseballscorecards.com

Batter	1	2	3	4	5	6	7	8	9	AB	R	H	RBI	BB	SO	LOB
5 Brad Miller, L (1, 6) OBP: 0.337, SLG: 0.432	F SI 90 X SI 91 0-1 ① P5	B SI 90 B FF 91 B SI 91 B SI 90 4-0 BB		B SI 87 C SI 89 X CH 79 1-1 ① F7		C SI 92 F SI 93 X CU 79 0-2 ② G1-3				3	0	0	0	1	0	0
6 Nick Franklin, S (1, 4) OBP: 0.332, SLG: 0.448	B SI 90 F SI 91 B SI 90 B SI 91 D CH 90 4-1 8 E 15 2B BB	F SI 90 X SI 92 0-1 ③ F7		C CU 72 X SI 89 0-1 ② L7		X SI 94 0-0 ③ G4-3				3	1	0	0	1	0	2
28 Raul Ibanez, L (1, 7) OBP: 0.315, SLG: 0.561 9 Endy Chavez, L (8, 7) OBP: 0.302, SLG: 0.345	C SI 88 B SI 89 S SI 91 B SI 92 1 SAFE X CH 81 2-2 ② P6		C CU 74 B CH 79 C SI 90 F FF 91 B SI 90 F CH 80 X FF 90 2-2 8 2B 2B	C SI 90 F CU 76 F SI 90 S SI 90 0-3 ③ K			C SI 92 B CH 81 F SI 94 B SL 86 X CH 83 2-2 ① F7		4 0	1 0	1 0	0 0	0 0	1 0	1 0
8 Kendrys Morales, S (1, 10) OBP: 0.341, SLG: 0.466	F SI 90 F SI 92 1 SAFE F SI 92 F SI 92 1 SAFE 1 SAFE X CH 83 0-2 E4 15 2B 1-2		S CH 82 B SI 91 D CH 81 C CH 80 X SI 91 2-2 15 1B 2-H 2B		C FF 87 F SI 88 B CH 83 X SI 89 1-2 ① G4-3		S CH 85 B SI 94 B SI 94 S CH 84 X SI 95 2-2 15 G4-6-3 1B			4	0	2	1	0	0	1
15 Kyle Seager, L (1, 5) OBP: 0.357, SLG: 0.487	F SI 92 X CH 82 0-1 1-3 2-H 2B		X SI 91 0-0 ① 55 2B 3 WP 2-H 1B		C SI 88 B CH 80 C SI 90 X CU 76 1-2 17 1B 1B		B SI 93 X SI 94 1-0 ② ③ G4-6-3 1-2f			4	1	3	1	0	0	1
17 Justin Smoak, S (1, 3) OBP: 0.364, SLG: 0.425	F SI 92 B SI 91 F SI 92 B SI 92 X SI 92 2-2 ③ P5		B SI 92 C SI 91 B SI 92 1 SAFE S CU 76 S CU 79 2-3 ② K		F CH 81 1 SAFE S CH 81 X CH 82 0-2 1-3 1B			C FF 96 C KC 85 S FF 96 0-3 ① K		4	0	1	0	0	2	3
55 Michael Saunders, L (1, 9) OBP: 0.310, SLG: 0.368		F SI 90 B SI 90 F FF 90 B FF 91 S FF 92 2-3 ① K	C SI 88 1 SAFE C CU 77 B SI 92 X CU 78 1-2 3 WP 3 1B 1-3 2B		B SI 91 C SI 91 B CH 90 1 SAFE F CH 80 B SI 91 S SI 90 3-3 ② K			C FF 96 B FF 96 S FF 95 B KC 85 B FF 96 F FF 96 X FF 96 3-2 ② G3		4	1	1	0	0	2	2
3 Mike Zunino, R (1, 2) OBP: 0.312, SLG: 0.340		T SI 92 B SI 93 B FF 92 S CU 77 F FF 92 F CU 78 F SI 93 B CH 80 B SI 93 4-2 13 E BB	B SI 94 C SI 93 B SL 88 T SI 93 X SI 93 2-2 2-H 3-H 1B		B SI 92 S CU 78 B CU 77 S SI 92 F SI 93 1 SAFE 1 SAFE S SI 93 2-3 ③ K			B FF 94 X FF 96 1-0 ③ G6-3		3	0	1	1	1	1	2
13 Dustin Ackley, L (1, 8) OBP: 0.277, SLG: 0.265		C SI 90 B SI 92 F SI 90 X CU 78 1-2 ② L5 1-2	C SI 90 X SI 91 0-1 ③ G4-3			X SI 93 0-0 ① G4-3				3	0	0	0	0	0	2

	AB	R	H	RBI	BB	SO	LOB
	32	4	9	3	3	6	14

Inning Stats	1	2	3	4	5	6	7	8	9
	R: 1 E: 1 K: 0 S: 16 H: 1 LOB: 2 BB: 1 P: 24	R: 0 E: 1 K: 1 S: 13 H: 0 LOB: 2 BB: 2 P: 24	R: 3 E: 0 K: 1 S: 20 H: 5 LOB: 1 BB: 0 P: 29	R: 0 E: 0 K: 1 S: 8 H: 0 LOB: 0 BB: 0 P: 9	R: 0 E: 0 K: 2 S: 16 H: 2 LOB: 2 BB: 0 P: 23	R: 0 E: 0 K: 0 S: 5 H: 0 LOB: 0 BB: 0 P: 5	R: 0 E: 0 K: 0 S: 7 H: 1 LOB: 0 BB: 0 P: 12	R: 0 E: 0 K: 1 S: 8 H: 0 LOB: 0 BB: 0 P: 12	

	1B	SF	WP	PA
	5	0	1	35
	2B	SAC	PB	
	4	0	0	
	3B	DP	SB	
	0	1	0	
	HR	HBP	CS	
	0	0	0	

PITCHER		IP	WLS	BF	H	R	ER	SO	BB	IBB	HBP	BLK	WP	HR	S	P	ERA	WHIP
34 Zach McAllister, R ERA: 3.57	(1, 1)	5.0	L	26	8	4	3	5	3	0	0	0	1	0	73	109	5.40	2.200
32 Matt Albers, R ERA: 2.95	(6, 1)	2.0		6	1	0	0	0	0	0	0	0	0	0	12	17	0.00	0.500
37 Cody Allen, R ERA: 2.13	(8, 1)	1.0		3	0	0	0	1	0	0	0	0	0	0	8	12	0.00	0.000

PITCHER	IP	WLS	BF	H	R	ER	SO	BB	IBB	HBP	BLK	WP	HR	S	P	ERA	WHIP

Cleveland Indians @ Seattle Mariners

Safeco Field, Seattle, WA

Wed Jul 24 2013, 12:41 PM - 3:30 PM PDT

Att. 25,707 - Sunny - 69 F

TOP

livebaseballscorecards.com

Batter	1	2	3	4	5	6	7	8	9	AB	R	H	RBI	BB	SO	LOB
24 Michael Bourn, L (1, 8) OBP: 0.336, SLG: 0.376	X FF 89 0-0 22 SH5-3 33 BB 13 2B 1B	B CU 76 B CU 78 B SI 89 C FF 88 S SL 82 B SL 82 4-2 33 G5-4-3 BB		L SI 87 C SL 81 B SL 82 S CU 76 1-3 ① K	F FF 95 B SI 95 B CH 88 S FF 96 F FF 94 B SL 82 X FF 96 3-2 1-H 2-H 3-H HR			C SL 85 S CU 76 B SL 85 F CU 75 F SI 93 B CU 76 X FF 92 2-2 ① G4-3		4	2	2	4	1	1	2
33 Nick Swisher, S (1, 3) OBP: 0.346, SLG: 0.395	B FF 88 F CH 80 C CU 73 B FF 90 B SL 82 F SL 82 B FF 89 4-2 22 SH5-3 13 2B 1-2 BB	T SI 91 F SI 91 B FF 91 B FF 92 B SL 84 F CH 82 X FF 92 3-2 ②③ G5-4-3 1-2f		C SI 91 F SI 90 X FF 91 0-2 13 FC6-4 1-2 2-3 1B	C CU 81 S FF 95 X FF 94 0-2 ③ F8			X SI 92 0-0 ② G5-3		4	1	1	0	1	0	2
22 Jason Kipnis, L (1, 4) OBP: 0.377, SLG: 0.515	X SI 89 0-0 ① SH5-3 1-2 2-3		C CU 74 B FF 88 B SI 89 C SL 81 X SI 90 2-2 ① G3-1	B SI 91 F SI 91 X SI 91 1-1 ② F7		B SI 93 B CH 87 C FF 94 S FF 94 T FF 95 2-2 ① K		X SL 84 0-0 ③ G4-3		4	0	0	0	0	1	3
13 Asdrúbal Cabrera, S (1, 6) OBP: 0.312, SLG: 0.417	F CH 80 B FF 92 B CU 74 X SL 82 2-1 41 2B 2-H 3-H 2B		B FF 90 B CU 74 X CH 82 2-0 E8 41 2B	B FF 92 B CH 83 B CH 84 C FF 89 X FF 92 3-1 ③ FC6-4 1-2f		B CU 80 B SL 83 B FF 94 C FF 94 X FF 94 3-1 HR			C SI 92 B CH 84 B SI 92 B CH 84 B SI 92 4-1 4 1B 41 1B 12 G6-4-3 BB	4	4	2	3	1	0	3
41 Carlos Santana, S (1, 10) OBP: 0.378, SLG: 0.459	X SI 90 0-0 4 G4-3 2-H 2B		C CH 82 C CU 77 B FF 90 X SL 80 1-2 4 G4-3 2-H 2B		C CU 73 B CH 80 C CU 76 B CU 74 C SL 82 2-3 ① K	F FF 94 S FF 94 X CH 89 0-2 ② F9			X CH 84 0-0 12 G6-4-3 4 1B 1-2 1B	5	0	3	2	0	1	0
4 Mike Aviles, R (1, 7) OBP: 0.292, SLG: 0.371	C CU 74 B FF 90 X CH 81 1-1 ② G4-3 2-3		X SI 90 0-0 ② G4-3 2-3		C CU 75 X CH 82 0-1 ② G1-3	C FF 95 B FF 95 B SL 89 X SL 88 2-1 ③ F7			C CH 84 B SI 89 B SL 85 X SI 92 2-1 12 G6-4-3 1-2 2-3 1B	5	0	1	0	0	0	2
12 Mark Reynolds, R (1, 5) OBP: 0.306, SLG: 0.376	B CH 82 C CH 82 S FF 91 B FF 89 C SL 83 2-3 ③ K	F CU 76 B FF 92 D CH 84 S CH 84 C FF 92 2-3 ③ K			B CH 82 B CH 83 C CH 83 B CU 78 X SI 91 3-1 11 BB 10 BB 24 HR 1B		B FF 93 B SL 88 B FF 94 C FF 94 B FF 94 4-1 10 G6-4-3 BB		C SI 92 X CH 85 0-1 ①② G6-4-3 1-2f 2-3 3-H	4	1	1	0	1	2	4
10 Yan Gomes, R (1, 2) OBP: 0.303, SLG: 0.496		B FF 89 B FF 90 S CH 82 X SI 91 2-1 2B		C CU 72 B FF 90 F FF 89 B SL 81 F SL 83 F SI 90 X CU 76 2-2 33 1B 11 1B 1B	C FF 91 B FF 91 B CH 84 F CH 84 F SI 92 F SL 82 B SI 92 B SL 84 4-2 11 BB 24 HR 1-2 BB		T FF 92 C SI 94 X SL 88 0-2 ①② G6-4-3 1-2f	F SI 92 B SI 86 X SI 92 1-1 ③ F8		4	1	2	0	1	0	2
11 Drew Stubbs, R (1, 9) OBP: 0.304, SLG: 0.380		C CU 73 B CH 82 F SI 91 C SL 83 1-3 ① K		X CH 81 0-0 33 1B 1-2 1B	B SL 88 B FF 94 B FF 95 C FF 96 B FF 96 4-1 24 HR 1-2 2-3 BB		C FF 95 C FF 94 B SL 89 X CU 81 1-2 ③ G6-3			3	1	1	0	1	1	1
Inning Stats	R: 3 E: 0 K: 1 S: 13 H: 3 LOB: 1 BB: 1 P: 22	R: 0 E: 0 K: 1 S: 11 H: 1 LOB: 1 BB: 1 P: 21	R: 1 E: 1 K: 1 S: 11 H: 1 LOB: 1 BB: 0 P: 18	R: 0 E: 0 K: 1 S: 16 H: 3 LOB: 3 BB: 0 P: 23	R: 4 E: 0 K: 1 S: 19 H: 2 LOB: 0 BB: 2 P: 35	R: 1 E: 0 K: 1 S: 10 H: 1 LOB: 0 BB: 0 P: 17	R: 0 E: 0 K: 0 S: 7 H: 0 LOB: 0 BB: 1 P: 12	R: 0 E: 0 K: 0 S: 7 H: 0 LOB: 0 BB: 0 P: 9	R: 1 E: 0 K: 0 S: 8 H: 2 LOB: 1 BB: 1 P: 15	1B: 7 2B: 4 3B: 0 HR: 2 SF: 0 SAC: 1 DP: 3 HBP: 0						

PITCHER		IP	WLS	BF	H	R	ER	SO	BB	IBB	HBP	BLK	WP	HR	S	P	ERA	WHIP
23 Joe Saunders, L ERA: 4.48	(1, 1)	4.2	L	26	9	6	5	5	3	0	0	0	0	0	62	104	9.64	2.571
45 Hector Noesí, R ERA: 5.64	(5, 1)	2.1		10	2	3	3	1	2	0	0	0	0	2	25	44	11.57	1.714
44 Lucas Luetge, L ERA: 5.51	(8, 1)	2.0		8	2	1	1	0	1	0	0	0	0	0	15	24	4.50	1.500

PITCHER	IP	WLS	BF	H	R	ER	SO	BB	IBB	HBP	BLK	WP	HR	S	P	ERA	WHIP

AB	37
R	10
H	13
RBI	9
BB	6
SO	6
LOB	19

BOTTOM

Cleveland Indians @ Seattle Mariners

Safeco Field, Seattle, WA

Wed Jul 24 2013, 12:41 PM - 3:30 PM PDT

Att. 25,707 - Sunny - 69 F

livebaseballscorecards.com

Batter	1	2	3	4	5	6	7	8	9	AB	R	H	RBI	BB	SO	LOB
5 Brad Miller, L (1, 6) (7, 5) OBP: 0.323, SLG: 0.412	X SI 93 B1		S SI 94 B SI 95 X SL 87 G3-1			X SL 82 L9		F SI 95 F SI 94 B SL 80 D SL 86 X SI 95 G5-3		4	0	0	0	0	0	1
6 Nick Franklin, S (1, 4) OBP: 0.335, SLG: 0.446	C SI 92 F SL 88 F SI 93 F SI 95 B SL 82 B SI 92 F CH 81 F SL 90 S CH 81 K		B SI 92 X CH 81 G5-3			B SI 91 C CH 78 B SL 89 C SI 93 B CH 80 B SI 93 15 FC4-6 BB			X FF 92 17 BB 26 BB 1B	3	0	1	0	1	1	0
15 Kyle Seager, L (1, 5) OBP: 0.355, SLG: 0.483 26 Brendan Ryan, R (7, 6) OBP: 0.257, SLG: 0.267	B SI 92 F SI 92 X SI 94 L8			C SL 84 C SI 94 S SL 85 K		D SL 84 X SI 95 FC4-6 1-2f			B FF 92 S FF 92 B FF 93 B FF 92 B FF 92 17 BB 1-2 BB	3 0	0 0	0 0	0 0	0 1	1 0	1 0
8 Kendrys Morales, S (1, 10) OBP: 0.340, SLG: 0.462		B SI 92 B SL 88 T SI 94 C SI 96 F SI 96 B CH 82 B SI 95 12 FC6-4 BB		C SI 93 B SL 89 B CH 83 F SI 94 F CH 79 B SL 88 C SL 84 K			C SI 93 S SL 90 X SI 95 G5-3		S FF 93 S SL 81 B FF 93 F SL 81 F FF 92 D SL 82 C SL 81 K	3	0	0	0	1	2	2
12 Jason Bay, R (1, 7) OBP: 0.303, SLG: 0.401		X SL 89 FC6-4 55 FC6 55 E 1-2f		C SI 94 X CH 80 G1-3			C SL 82 C FF 95 X FF 90 G5-3		B FF 90 F FF 91 C FF 92 F FF 90 B FF 92 F FF 93 F FF 92 X FF 93 F4	4	1	0	0	0	0	3
17 Justin Smoak, S (1, 3) OBP: 0.366, SLG: 0.424		F SI 93 B SL 90 F SL 80 F SI 95 S SL 89 K			B SL 85 B SI 92 B SI 92 C SI 90 X SL 87 9 G6-4-3 1B		C SI 90 B CH 80 C SI 94 B SL 89 F SI 95 S SI 94 K		B SL 79 B FF 90 B FF 91 C FF 91 B FF 91 1-2 2-3 BB	3	0	1	0	1	2	1
55 Michael Saunders, L (1, 8) OBP: 0.306, SLG: 0.363		B SI 94 X SI 93 FC6 1-H		S SI 94 F SI 92 D SL 85 C SI 96 K				S SI 94 X SI 95 F7	B FF 92 F FF 90 X FF 91 P6	4	0	0	0	0	1	4
9 Endy Chavez, L (1, 9) OBP: 0.298, SLG: 0.341		X SL 86 G6-3		B SL 84 C SI 95 B SL 85 X SI 95 G6-4-3 1-2f				S SI 94 B FC 86 F SI 96 X SI 95 E5		3	0	0	0	0	0	2
33 Henry Blanco, R (1, 2) OBP: 0.260, SLG: 0.250			B CU 77 C CH 78 F SI 92 B SI 91 X SL 79 G3			B CU 73 C SI 92 S SI 92 X SI 93 G6-3		C CH 78 S SI 95 S SI 94 K		3	0	0	0	0	1	1

	AB	30
	R	1
	H	2
	RBI	0
	BB	4
	SO	8
	LOB	15

Inning Stats	1	2	3	4	5	6	7	8	9
	R: 0 E: 0 K: 1 S: 10	H: 0 LOB: 0 BB: 0 P: 13	R: 1 E: 1 K: 1 S: 10	H: 0 LOB: 1 BB: 1 P: 16	R: 0 E: 0 K: 0 S: 6	H: 0 LOB: 0 BB: 0 P: 10	R: 0 E: 0 K: 2 S: 9	H: 0 LOB: 0 BB: 0 P: 12	R: 0 E: 0 K: 1 S: 7	H: 1 LOB: 0 BB: 0 P: 13	R: 0 E: 0 K: 0 S: 7	H: 0 LOB: 1 BB: 0 P: 13	R: 0 E: 0 K: 1 S: 10	H: 0 LOB: 0 BB: 0 P: 12	R: 0 E: 1 K: 1 S: 11	H: 0 LOB: 1 BB: 0 P: 14	R: 0 E: 0 K: 1 S: 16	H: 1 LOB: 3 BB: 2 P: 29

	1B: 2	SF: 0	WP: 0	PA: 34
	2B: 0	SAC: 0	PB: 0	
	3B: 0	DP: 1	SB: 0	
	HR: 0	HBP: 0	CS: 0	

PITCHER		IP	WLS	BF	H	R	ER	SO	BB	IBB	HBP	BLK	WP	HR	S	P	ERA	WHIP
26 Scott Kazmir, L ERA: 3.96	(1, 1)	8.0	W	28	1	1	0	7	2	0	0	0	0	0	70	103	0.00	0.375
52 Vinnie Pestano, R ERA: 4.18	(9, 1)	1.0		6	1	0	0	1	2	0	0	0	0	0	16	29	0.00	3.000

PITCHER	IP	WLS	BF	H	R	ER	SO	BB	IBB	HBP	BLK	WP	HR	S	P	ERA	WHIP

Texas Rangers @ Cleveland Indians

Progressive Field, Cleveland, OH

Fri Jul 26 2013, 7:08 PM - 10:59 PM EDT

Att. 27,419 - Partly Cloudy - 75 F

livebaseballscorecards.com

Batter	1	2	3	4	5	6	7	8	9	10	11	AB	R	H	RBI	BB	SO	LOB
5 Ian Kinsler, R (1, 4) OBP: 0.354, SLG: 0.430	L8		P4		G4-6-3		SF8				L8	5	0	2	4	0	0	2
43 Engel Beltre, L (1, 7) OBP: 0.280, SLG: 0.320	L5		L4		G4-6-3			G5-3			K	6	0	1	1	0	1	4
17 Nelson Cruz, R (1, 9) OBP: 0.329, SLG: 0.508	G4-3			G5-3		HR	BB		G3		P6	5	1	1	1	1	0	1
29 Adrian Beltré, R (1, 5) OBP: 0.353, SLG: 0.531		G5-3		15 1B		12 1B 15 G4-6-3			G5-3			5	1	3	0	0	0	0
12 A.J. Pierzynski, L (1, 2) OBP: 0.308, SLG: 0.434		K		L8		15 G4-6-3	L3		G4-3			5	0	1	0	0	1	3
15 Jeff Baker, R (1, 10) OBP: 0.392, SLG: 0.674		G6-3			G4-6-3			2 SH1-3 1 HBP 5 1B		G5-3		3	0	1	0	0	0	1
7 David Murphy, L (8, PH) OBP: 0.281, SLG: 0.380 (8, 10)												2	1	1	0	0	0	0
18 Mitch Moreland, L (1, 3) OBP: 0.303, SLG: 0.457			1 E 1 FC1 2 SF7 BB	F7		K		F7		K2-3		4	1	0	0	1	2	3
1 Elvis Andrus, R (1, 6) OBP: 0.310, SLG: 0.287			FC1 2 E 2 SF7		K		5 S 2 1B 5 SF8	2 SH1-3 5 1B HBP		G4-3		4	2	1	0	0	1	1
2 Leonys Martin, L (1, 8) OBP: 0.335, SLG: 0.420			SF7		5 1B		5 SF8 5 S 43 1B	SH1-3			43 WP	3	2	3	1	0	0	0
Inning Stats	R: 0 E: 0 K: 0 S: 11 H: 0 LOB: 0 BB: 0 P: 14	R: 0 E: 0 K: 1 S: 11 H: 0 LOB: 0 BB: 0 P: 14	R: 1 E: 2 K: 0 S: 12 H: 0 LOB: 1 BB: 1 P: 23	R: 0 E: 0 K: 0 S: 10 H: 2 LOB: 2 BB: 0 P: 12	R: 1 E: 0 K: 1 S: 10 H: 2 LOB: 0 BB: 0 P: 14	R: 2 E: 0 K: 1 S: 12 H: 3 LOB: 0 BB: 0 P: 18	R: 2 E: 0 K: 0 S: 11 H: 4 LOB: 2 BB: 1 P: 21	R: 2 E: 0 K: 0 S: 13 H: 2 LOB: 1 BB: 0 P: 18	R: 0 E: 0 K: 0 S: 4 H: 0 LOB: 0 BB: 0 P: 5	R: 0 E: 0 K: 1 S: 9 H: 0 LOB: 0 BB: 0 P: 13	R: 0 E: 0 K: 1 S: 8 H: 1 LOB: 1 BB: 0 P: 13	1B: 12 2B: 1 3B: 0 HR: 1	SF: 2 SAC: 1 DP: 2 HBP: 1					

TOP

AB	42
R	8
H	14
RBI	7
BB	2
SO	5
LOB	15

WP: 1 PB: 0 SB: 2 CS: 0 PA: 48

PITCHER		IP	WLS	BF	H	R	ER	SO	BB	IBB	HBP	BLK	WP	HR	S	P	ERA	WHIP
28 Corey Kluber, R ERA: 3.74	(1, 1)	6.0		25	7	4	3	3	1	0	0	0	0	1	66	95	4.50	1.333
37 Cody Allen, R ERA: 2.51	(7, 1)	0.2		6	4	2	2	0	1	0	0	0	0	0	10	18	27.00	7.500
53 Rich Hill, L ERA: 6.43	(7, 1)	0.1	H	1	0	0	0	0	0	0	0	0	0	0	1	3	0.00	0.000
38 Joe Smith, R ERA: 3.32	(8, 1)	1.0	B	6	2	2	2	0	0	0	1	0	0	0	13	18	18.00	2.000
54 Chris Perez, R ERA: 2.73	(9, 1)	2.0		6	0	0	0	1	0	0	0	0	0	0	13	18	0.00	0.000

PITCHER		IP	WLS	BF	H	R	ER	SO	BB	IBB	HBP	BLK	WP	HR	S	P	ERA	WHIP
27 Bryan Shaw, R ERA: 4.03	(11, 1)	1.0	W	4	1	0	0	1	0	0	0	0	1	0	8	13	0.00	1.000

Texas Rangers @ Cleveland Indians

Progressive Field, Cleveland, OH

Fri Jul 26 2013, 7:08 PM - 10:59 PM EDT

Att. 27,419 - Partly Cloudy - 75 F

livebaseballscorecards.com

Batter	1	2	3	4	5	6	7	8	9	10	11	AB	R	H	RBI	BB	SO	LOB
24 Michael Bourn, L (1, 8) OBP: 0.333, SLG: 0.372	C FF 94 B FF 93 X FF 94 1-1 ① L7	B CU 78 C SI 94 B FF 94 F FF 95 X SL 84 2-2 ② G4-3 1-2 3-H		B SL 84 S FF 93 B FF 93 B CH 84 X FF 95 3-1 33 CS 1B 2-H 3-H		B FF 88 C CH 85 X SL 80 1-1 ① G4-3	S FF 94 X FF 92 0-2 ③ G4-1			C SL 83 F CH 86 B CH 88 X CH 86 1-2 ① G4-3		6	0	1	3	0	0	2
33 Nick Swisher, S (1, 3) OBP: 0.346, SLG: 0.403	C FF 94 C FF 93 B SL 88 B SL 86 X FF 96 2-2 HR	B CU 79 B CH 86 C CH 86 F SI 95 F SI 97 S CH 88 2-3 ③ K		C SI 92 1 SAFE B FF 90 S CH 85 F CH 86 B FF 91 S CH 85 2-3 ① ② K 1-2		C FF 90 X SL 79 0-1 22 1B 13 1B 1B		B FF 92 C FF 93 S SL 87 X FF 94 1-2 ① G3-1		B SL 85 B FF 93 S CH 87 C FF 93 S CH 88 2-3 ② K		6	2	2	1	0	3	2
22 Jason Kipnis, L (1, 4) OBP: 0.376, SLG: 0.514	C FF 93 B SI 93 B SI 93 S FF 94 B FF 96 S CH 86 3-3 ② K		B SL 84 C FF 93 X CH 85 1-1 ① L8	B SL 80 S CH 86 B FF 91 X CH 86 2-1 E6 13 WP		C CH 86 C FF 91 B FF 91 X FF 91 1-2 13 E 13 1B 1-2 1B		B SL 87 X FF 94 1-0 9 FC5 2B		B FF 93 X CH 87 1-0 G4-3		6	0	2	0	0	1	0
13 Asdrúbal Cabrera, S (1, 6) OBP: 0.315, SLG: 0.422	B CU 80 B CH 86 C CH 87 B FF 96 X SI 94 3-1 2B		C FF 95 C SL 84 B SL 86 S SI 95 1-3 ② K	C FF 91 B FF 92 B FF 92 X CH 86 2-1 F8 2-3		B SI 92 B FF 92 X FF 92 2-0 E8 1-3 2-H 1B		S SL 78 C FC 90 D FF 91 T FF 93 1-2 ② K			C FF 93 C FF 92 B FF 93 F CH 86 X CH 86 1-2 41 1B 9 HR 1B	6	1	3	1	0	2	2
41 Carlos Santana, S (1, 2) OBP: 0.380, SLG: 0.456	B FF 95 B CH 85 X CH 84 2-0 ③ G5-3		C SI 94 F FF 94 X CU 79 0-2 ③ G4-3		C SL 80 B CH 86 B CH 86 C FF 90 F CH 86 F CH 87 B FF 92 B CH 86 4-2 9 G6-4-3 BB	C FF 91 B FF 91 F CH 85 B FF 92 B FF 92 F FF 92 X CH 87 3-2 ② G4-3		B FF 92 B FF 91 B FF 91 F FF 91 B FF 92 4-1 9 FC5 BB			1 SAFE X FF 94 0-0 9 HR 1B 1-2	4	1	1	0	2	0	3
9 Ryan Raburn, R (1, 10) OBP: 0.371, SLG: 0.553		B FF 93 C FF 93 C CU 79 X FF 94 1-2 ① G6-3		B CU 78 X FF 94 1-0 4 1B 23 BB 11 1B 1B	C FF 90 C FF 92 F FF 92 X CH 84 0-2 ① ② G6-4-3 1-2f	D SL 81 X CH 88 1-0 ③ L7		X SL 80 0-0 ③ FC5 1-2 2-3f			2 SAFE B FF 94 C FF 94 B FF 94 X SL 85 2-1 1-H 2-H HR	6	2	2	3	0	0	5
23 Michael Brantley, L (1, 7) OBP: 0.338, SLG: 0.393		B SI 93 X FF 93 1-0 4 1B 11 WP 1B		B FF 91 B FF 94 B FF 94 B FF 95 4-0 4 1B 11 1B 1-2 BB	X FF 90 0-0 4 1B 1B		C FF 92 X FF 92 0-1 11 FC4-6 1B		X FF 92 0-0 ① L3		4	2	3	0	1	0	0
4 Mike Aviles, R (1, 5) OBP: 0.298, SLG: 0.376		1 SAFE B CH 86 D SI 94 C CH 84 B FF 91 C SI 94 1 SAFE F CH 86 X CH 86 3-2 11 WP 24 G4-3 1B 1-2		B SI 96 X CH 87 1-0 11 E 24 1B 11 1B 1B 1-2 2-3	1 SAFE X FF 90 0-0 1-2 1B		1 SAFE C FF 92 1 SAFE S FF 92 F FF 93 1 SAFE F FF 92 S FF 93 0-3 ① K			B FF 93 X FF 93 1-0 ② L8	5	2	3	0	0	1	1
11 Drew Stubbs, R (1, 9) OBP: 0.305, SLG: 0.379		B SI 93 B FF 95 C FF 94 B FF 95 B SI 94 4-1 24 G4-3 1-3 2-H BB		X FF 94 0-0 E9 24 1B 1B 1-3 2-H 3-H	C FF 92 B CH 86 X CH 86 1-1 ③ F7		1 SAFE C FF 92 F FF 93 B FF 93 1 SAFE X FF 93 1-2 ② FC4-6 1-2f			B SL 88 B SL 88 B SL 86 C FF 94 X FF 93 3-1 ③ L7	4	1	1	2	1	0	3
Inning Stats	R: 1 E: 0 K: 1 S: 11 H: 2 LOB: 1 BB: 0 P: 22	R: 2 E: 0 K: 1 S: 16 H: 2 LOB: 1 BB: 1 P: 29	R: 0 E: 0 K: 1 S: 8 H: 0 LOB: 0 BB: 0 P: 10	R: 4 E: 2 K: 1 S: 13 H: 4 LOB: 1 BB: 1 P: 28	R: 0 E: 0 K: 0 S: 12 H: 2 LOB: 2 BB: 1 P: 17	R: 1 E: 1 K: 0 S: 13 H: 3 LOB: 2 BB: 0 P: 21	R: 0 E: 0 K: 1 S: 13 H: 1 LOB: 1 BB: 0 P: 14	R: 0 E: 0 K: 1 S: 9 H: 1 LOB: 2 BB: 1 P: 16	R: 0 E: 0 K: 0 S: 4 H: 0 LOB: 0 BB: 0 P: 8	R: 0 E: 0 K: 1 S: 7 H: 0 LOB: 0 BB: 0 P: 11	R: 3 E: 0 K: 0 S: 7 H: 3 LOB: 0 BB: 0 P: 10	1B: 14 2B: 2 3B: 0 HR: 2 SF: 0 SAC: 0 DP: 1 HBP: 0	WP: 3 PB: 0 SB: 0 CS: 1 PA: 51					

PITCHER		IP	WLS	BF	H	R	ER	SO	BB	IBB	HBP	BLK	WP	HR	S	P	ERA	WHIP
33 Martín Pérez, L ERA: 4.37	(1, 1)	3.0		19	8	7	6	3	2	0	0	0	1	1	40	75	18.00	3.333
55 Ross Wolf, R ERA: 3.63	(4, 1)	3.0		14	5	1	1	1	1	0	0	0	1	0	33	52	3.00	2.000
46 Robbie Ross Jr., L ERA: 2.4	(7, 1)	1.1		6	2	0	0	1	0	0	0	0	0	0	17	20	0.00	1.500
28 Joakim Soria, R ERA:	(8, 1)	0.2		3	0	0	0	1	1	0	0	0	0	0	5	10	0.00	1.500
44 Jason Frasor, R ERA: 3.26	(9, 1)	2.0	L	9	3	3	3	1	0	0	0	0	0	1	18	29	13.50	1.500

PITCHER	IP	WLS	BF	H	R	ER	SO	BB	IBB	HBP	BLK	WP	HR	S	P	ERA	WHIP

BOTTOM	
AB	47
R	11
H	18
RBI	10
BB	4
SO	7
LOB	18

Texas Rangers @ Cleveland Indians

Progressive Field, Cleveland, OH

Sat Jul 27 2013, 7:07 PM - 9:42 PM EDT

Att. 24,422 - Cloudy - 72 F

livebaseballscorecards.com

TOP

Batter	1	2	3	4	5	6	7	8	9	AB	R	H	RBI	BB	SO	LOB
5 Ian Kinsler, R (1, 4) OBP: 0.353, SLG: 0.426	B SI 93 C SI 91 C SI 93 B SL 86 F SI 94 S SL 85 2-3 ① **K**		C FF 94 F FF 94 B SL 86 X SL 86 1-2 ② **G4-3**		B SL 83 F SI 91 B SI 93 H SL 83 3-1 43 1B 1-2 **HBP**			B SI 89 C SI 90 C SI 90 X SI 92 1-2 ① **G1-3**		3	0	0	0	0	1	0
43 Engel Beltre, L (1, 7) OBP: 0.310, SLG: 0.345	B SI 94 B FF 92 C SI 91 X FF 95 2-1 17 G5-3 1B		B SI 92 X SI 92 1-0 ③ **G4-3**		B SI 91 C SI 91 X FF 91 1-1 17 FC6-4 1B 1-2 2-3			X SI 89 0-0 ② **B1-3**		4	0	2	0	0	0	0
17 Nelson Cruz, R (1, 9) OBP: 0.328, SLG: 0.505	B SI 94 B SI 94 B FF 93 C SI 92 1 SAFE C SI 93 X SI 91 3-2 ② **G5-3** 1-2			B SL 79 F SI 93 X FF 92 1-1 ① **G6-3**	B SI 94 B SL 82 F SI 90 C SL 84 X SL 84 2-2 ③ **FC6-4** 1-2f			B SI 79 C SL 81 X SI 92 1-1 **1B**		4	0	1	0	0	0	4
29 Adrian Beltré, R (1, 5) OBP: 0.352, SLG: 0.527	B SI 95 B FF 94 B SL 81 C FF 93 S SI 91 F SL 86 S SI 93 3-3 ③ **K**			F FF 94 B SL 84 B SL 83 B SI 91 B SI 88 4-1 **BB**		B SI 91 C SL 83 X SL 83 1-1 ① **L5**		C SI 89 B SI 90 X SI 89 1-1 ③ **L7**		3	0	0	0	1	1	2
12 A.J. Pierzynski, L (1, 10) OBP: 0.304, SLG: 0.428		X SI 91 0-0 ① **G4-3**		C SI 91 B SL 82 X FF 94 1-1 ② **P4**		B SI 93 F FF 92 S SL 81 B FF 96 F SL 82 S FF 95 2-3 ② **K**			X FF 93 0-0 ① **F8**	4	0	0	0	0	1	1
1 Elvis Andrus, R (1, 6) OBP: 0.309, SLG: 0.287		B SI 92 T SI 93 B SI 93 X FF 94 2-1 18 G4-3 1B		F FF 93 F SI 94 B SL 86 S SL 85 1-3 ③ **K**		C SI 90 B SI 93 B SI 93 S SI 89 S SL 84 2-3 ③ **K**			C FF 94 C FF 93 C FF 93 0-3 ② **K**	4	0	1	0	0	3	1
18 Mitch Moreland, L (1, 3) OBP: 0.299, SLG: 0.451		B FF 92 X SI 93 1-0 ② **G4-3** 1-2			C SI 90 F SI 92 B SL 83 X FF 97 1-2 ① **G5-3**		C SI 90 B SL 80 B SI 91 F SI 87 T SL 82 2-2 ① **K**		B SL 84 X FF 93 1-0 ③ **G4-3**	4	0	0	0	0	1	1
8 Geovany Soto, R (1, 2) OBP: 0.296, SLG: 0.356		C FF 92 X SI 92 0-1 ③ **G5-3**			B SI 91 X SI 92 1-0 43 5 1B HBP 1B		C SL 79 C SL 82 B FF 95 B FF 95 S SI 90 2-3 ② **K**			3	0	1	0	0	1	1
2 Leonys Martin, L (1, 8) OBP: 0.331, SLG: 0.415			C SI 91 B SL 83 F FF 96 B FF 96 F SL 83 F SI 94 S SL 86 2-3 ① **K**		C SL 80 X FF 94 0-1 ② **F7**		X SI 91 0-0 ③ **G3**			3	0	0	0	0	1	1
Inning Stats	R: 0 H: 1 E: 0 LOB: 1 K: 2 BB: 0 S: 13 P: 23	R: 0 H: 1 E: 0 LOB: 1 K: 0 BB: 0 S: 6 P: 9	R: 0 H: 0 E: 0 LOB: 0 K: 1 BB: 0 S: 9 P: 13	R: 0 H: 0 E: 0 LOB: 1 K: 1 BB: 1 S: 8 P: 15	R: 0 H: 2 E: 0 LOB: 3 K: 0 BB: 0 S: 12 P: 20	R: 0 H: 0 E: 0 LOB: 0 K: 2 BB: 0 S: 9 P: 14	R: 0 H: 0 E: 0 LOB: 0 K: 2 BB: 0 S: 7 P: 11	R: 0 H: 1 E: 0 LOB: 1 K: 0 BB: 0 S: 8 P: 11	R: 0 H: 0 E: 0 LOB: 0 K: 1 BB: 0 S: 5 P: 6	1B: 5 SF: 0 2B: 0 SAC: 0 3B: 0 DP: 0 HR: 0 HBP: 1						

AB	32
R	0
H	5
RBI	0
BB	1
SO	9
LOB	11

WP: 0 PA: 34
PB: 0
SB: 0
CS: 0

PITCHER		IP	WLS	BF	H	R	ER	SO	BB	IBB	HBP	BLK	WP	HR	S	P	ERA	WHIP
63 Justin Masterson, R ERA: 3.42	(1, 1)	7.2	W	30	5	0	0	8	1	0	1	0	0	0	70	113	0.00	0.783
38 Joe Smith, R ERA: 3.29	(8, 1)	0.1	H	1	0	0	0	0	0	0	0	0	0	0	2	3	0.00	0.000
54 Chris Perez, R ERA: 2.64	(9, 1)	1.0	S	3	0	0	0	1	0	0	0	0	0	0	5	6	0.00	0.000

PITCHER		IP	WLS	BF	H	R	ER	SO	BB	IBB	HBP	BLK	WP	HR	S	P	ERA	WHIP

Texas Rangers @ Cleveland Indians

Progressive Field, Cleveland, OH

Sat Jul 27 2013, 7:07 PM - 9:42 PM EDT

Att. 24,422 - Cloudy - 72 F

BOTTOM

Batter	1	2	3	4	5	6	7	8	9	AB	R	H	RBI	BB	SO	LOB
24 Michael Bourn, L (1, 8) OBP: 0.338, SLG: 0.382	B FF 89 X FF 89 1-0 HR		B FC 92 B FC 92 C FF 94 C FF 95 B ST 84 F ST 85 B FF 96 4-2 1-2 BB		C ST 81 B FS 88 B FF 96 B ST 82 F FF 94 F ST 80 B FF 95 4-2 BB		C SL 87 C FF 93 C FF 93 0-3 ③			2	1	1	1	2	1	0
33 Nick Swisher, S (1, 3) OBP: 0.342, SLG: 0.398	C FF 90 C ST 84 S ST 82 0-3 ① K2-3		C FF 96 S ST 79 B FF 96 B FF 96 B ST 85 S ST 84 3-3 ② K		1 SAFE B ST 81 F FF 92 1 SAFE B ST 81 C ST 80 F ST 79 S ST 81 2-3 ③ K			C FF 94 F SL 89 B SI 94 X FC 91 1-2 ① G4-3		4	0	0	0	0	3	3
22 Jason Kipnis, L (1, 4) OBP: 0.373, SLG: 0.509	C FC 90 S FF 95 B ST 83 C FF 96 1-3 ② K		X FF 96 0-0 ③ G3			F FC 87 B CU 67 X FC 89 1-1 ① F9		C SL 88 F FF 94 C FF 94 0-3 ② K		4	0	0	0	0	2	2
13 Asdrúbal Cabrera, S (1, 6) OBP: 0.314, SLG: 0.420	F FC 92 X FF 96 0-1 ③ F7			B FF 91 C FF 91 C CU 72 B FF 95 F FF 96 X FF 96 2-2 25 S 41 S 1B		B FC 87 C ST 80 B FF 95 F ST 81 B FC 92 X FC 89 3-2 ② G4-3		B FF 94 X SL 89 1-0 ③ G4-3		4	0	1	0	0	0	0
23 Michael Brantley, L (1, 7) OBP: 0.338, SLG: 0.395		C FC 90 B FS 87 C FC 93 B ST 86 F FF 96 S ST 85 2-3 ① K		1 SAFE C FF 93 B FF 94 B ST 82 F ST 83 F FF 95 X FF 94 2-2 ① L6		C FF 94 S ST 84 F FF 96 B FF 94 X ST 83 1-2 25 S 2B				3	0	1	0	0	1	1
41 Carlos Santana, S (1, 2) OBP: 0.380, SLG: 0.453		B FC 92 B FF 95 F FC 91 B FC 92 F FC 91 S ST 85 3-3 ② K		1 SAFE F FF 94 D FS 87 C FF 94 F FF 96 B FF 96 C FS 93 2-3 ② K 1-2		C ST 82 B ST 82 B FC 91 B ST 82 B ST 81 4-1 25 S BB				2	0	0	0	1	2	1
25 Jason Giambi, L (1, 10) OBP: 0.297, SLG: 0.382		B ST 84 B FF 95 C ST 82 F ST 82 S FF 97 2-3 ③ K		B ST 83 B FF 96 C ST 82 C ST 84 S FF 96 2-3 ③ K 2-3		B FF 94 F ST 81 B FF 96 C ST 81 F FF 96 X ST 80 2-2 ③ L8 1-2 2-3				3	0	0	0	0	2	3
8 Lonnie Chisenhall, L (1, 5) OBP: 0.286, SLG: 0.402 4 Mike Aviles, R (7, PH) OBP: 0.297, SLG: 0.374 (8, 5)			B FF 92 F FC 89 B ST 84 B FC 90 F FF 92 F ST 85 F ST 84 F FF 96 B ST 85 4-2 24 BB BB		B FF 91 C FF 91 F CU 73 X FS 93 1-2 ① G5-3		B SL 89 C FF 93 F SL 89 X FF 94 1-2 ① G4-3			1 1	0 0	0 0	0 0	1 0	0 0	0 0
11 Drew Stubbs, R (1, 9) OBP: 0.302, SLG: 0.375			S FF 92 S FF 95 1 SAFE C FF 96 0-3 ① K		B FF 91 F ST 79 F FF 93 C FF 95 1-3 ② K		B FF 92 X SL 88 1-0 ② B5-3			3	0	0	0	0	2	1
Inning Stats	R: 1 E: 0 K: 2 S: 9 H: 1 LOB: 0 BB: 0 P: 11	R: 0 E: 0 K: 3 S: 10 H: 0 LOB: 0 BB: 0 P: 17	R: 0 E: 0 K: 2 S: 15 H: 0 LOB: 2 BB: 2 P: 26	R: 0 E: 0 K: 2 S: 15 H: 1 LOB: 1 BB: 0 P: 23	R: 0 E: 0 K: 2 S: 13 H: 0 LOB: 1 BB: 1 P: 21	R: 0 E: 0 K: 0 S: 14 H: 1 LOB: 2 BB: 1 P: 25	R: 0 E: 0 K: 1 S: 7 H: 0 LOB: 0 BB: 0 P: 9	R: 0 E: 0 K: 1 S: 7 H: 0 LOB: 0 BB: 0 P: 9		1B: 1 2B: 1 3B: 0 HR: 1 SF: 0 SAC: 0 DP: 0 HBP: 0					WP: 0 PB: 0 SB: 4 CS: 0	PA: 31

PITCHER		IP	WLS	BF	H	R	ER	SO	BB	IBB	HBP	BLK	WP	HR	S	P	ERA	WHIP
11 Yu Darvish, R ERA: 2.8	(1, 1)	6.0	L	25	3	1	1	11	4	0	0	0	0	1	76	123	1.50	1.167
56 Neal Cotts, L ERA: 0.85	(7, 1)	2.0		6	0	0	0	2	0	0	0	0	0	0	14	18	0.00	0.000

PITCHER	IP	WLS	BF	H	R	ER	SO	BB	IBB	HBP	BLK	WP	HR	S	P	ERA	WHIP

livebaseballscorecards.com

AB	27
R	1
H	3
RBI	1
BB	4
SO	13
LOB	11

Texas Rangers @ Cleveland Indians

Progressive Field, Cleveland, OH

Sun Jul 28 2013, 1:07 PM - 3:48 PM EDT

Att. 19,673 - Cloudy - 67 F

TOP

livebaseballscorecards.com

Batter	1	2	3	4	5	6	7	8	9	AB	R	H	RBI	BB	SO	LOB
5 Ian Kinsler, R (1, 10) OBP: 0.351, SLG: 0.422	F FS 88 C FF 90 B FS 85 B FF 93 F SL 84 C FF 92 2-3 ① K		B SL 85 C SL 82 B FS 84 B SI 93 X SI 92 3-1 ③ F9			C SI 90 S FS 83 B FF 92 B SL 84 B FS 85 B SI 93 4-2 BB		C SL 83 B FS 85 X FS 88 1-1 ③ G6-3		3	0	0	0	1	1	0
1 Elvis Andrus, R (1, 6) OBP: 0.311, SLG: 0.290	B FF 90 X FF 91 1-0 2B			C FF 89 C FS 82 B FF 91 X SL 86 1-2 ① F8		B SL 84 D FF 90 1 SAFE 1 SAFE C FF 89 B FF 90 1 SAFE X FF 90 3-1 ① F8			C FF 90 B FF 90 B FF 90 B FF 90 B FF 91 4-1 17 G4-6-3 BB	3	0	1	0	1	0	1
17 Nelson Cruz, R (1, 9) OBP: 0.327, SLG: 0.501	D SL 85 S FS 82 F FF 92 F FF 92 B SL 84 D FS 84 F SL 85 F FF 92 D SL 80 4-2 29 G5-4-3 BB			B FF 92 X SL 84 1-0 ② F8		B FF 92 F C B 1 SAFE S 2-3 ② K			B FF 90 B FF 91 1 SAFE C FF 91 X FF 91 2-1 ① ② G4-6-3 1-2f	3	0	0	0	1	1	2
29 Adrián Beltré, R (1, 5) OBP: 0.349, SLG: 0.522	X SI 91 0-0 ② ③ G5-4-3 1-2f			B FF 92 C SI 90 S FS 81 B FS 85 B SL 84 S SI 93 3-3 ③ K		X 0-0 ③ F7			C FF 91 B SL 80 S FF 92 S FF 91 1-3 ③ K	4	0	0	0	0	2	3
12 A.J. Pierzynski, L (1, 2) OBP: 0.304, SLG: 0.427		B SL 80 C FF 89 X FS 82 1-1 ① G4-3			F FS 81 B SL 81 F FC 88 B FS 83 B SL 85 X FS 82 3-2 13 SH5-3 7 BB 1B		B SI 89 S FF 89 B SI 90 S SI 89 F FC 89 S FS 83 2-3 ① K			3	0	1	0	0	1	0
7 David Murphy, L (1, 7) OBP: 0.282, SLG: 0.377		B FF 89 C FF 90 C FS 84 F FF 92 S FS 84 1-3 ② K			B FF 90 B FS 82 F FS 88 B FF 90 B FF 91 4-1 13 SH5-3 1-2 BB		C SL 84 X SI 90 0-1 ② L7			2	0	0	0	1	1	0
13 Jurickson Profar, S (1, 4) OBP: 0.318, SLG: 0.342		B FF 90 C FS 82 C SL 86 B FS 83 B CU 76 X FS 82 3-2 ③ F9			X FS 82 0-0 ① SH5-3 1-2 2-3		X SI 89 0-0 ③ F8			2	0	0	0	0	0	0
18 Mitch Moreland, L (1, 3) OBP: 0.297, SLG: 0.446			C FF 91 C SI 91 T FF 92 0-2 ① K		X SL 85 0-0 ② P6			B FF 90 F SL 83 B FS 83 F FF 92 X FF 92 2-2 ① F9		3	0	0	0	0	1	2
2 Leonys Martin, L (1, 8) OBP: 0.327, SLG: 0.410			X FS 82 0-0 ② B1-3		B FC 91 D CU 77 C SL 85 S FS 84 B FF 93 X FS 86 3-2 ③ G3			C FS 81 B SL 84 B FF 90 X SI 90 2-1 ② F7		3	0	0	0	0	0	2
Inning Stats	R: 0 H: 1 E: 0 LOB: 1 K: 1 BB: 1 S: 11 P: 18	R: 0 H: 0 E: 0 LOB: 0 K: 1 BB: 0 S: 9 P: 14	R: 0 H: 0 E: 0 LOB: 0 K: 1 BB: 0 S: 6 P: 9	R: 0 H: 0 E: 0 LOB: 0 K: 1 BB: 0 S: 7 P: 12	R: 0 H: 1 E: 0 LOB: 2 K: 0 BB: 1 S: 9 P: 19	R: 0 H: 0 E: 0 LOB: 1 K: 1 BB: 1 S: 8 P: 17	R: 0 H: 0 E: 0 LOB: 0 K: 1 BB: 0 S: 7 P: 9	R: 0 H: 0 E: 0 LOB: 0 K: 0 BB: 0 S: 7 P: 12	R: 0 H: 0 E: 0 LOB: 0 K: 1 BB: 1 S: 6 P: 13	1B: 1 SF: 0 2B: 1 SAC: 1 3B: 0 DP: 2 HR: 0 HBP: 0						

	AB	26
	R	0
	H	2
	RBI	0
	BB	4
	SO	7
	LOB	10

WP: 0 PA: 31
PB: 0
SB: 0
CS: 0

PITCHER		IP	WLS	BF	H	R	ER	SO	BB	IBB	HBP	BLK	WP	HR	S	P	ERA	WHIP
30 Ubaldo Jiménez, R ERA: 4.17	(1, 1)	8.0	W	28	2	0	0	6	3	0	0	0	0	0	64	110	0.00	0.625
52 Vinnie Pestano, R ERA: 4.05	(9, 1)	1.0		3	0	0	0	1	1	0	0	0	0	0	6	13	0.00	1.000

PITCHER	IP	WLS	BF	H	R	ER	SO	BB	IBB	HBP	BLK	WP	HR	S	P	ERA	WHIP

Batter	1	2	3	4	5	6	7	8	9	AB	R	H	RBI	BB	SO	LOB
24 Michael Bourn, L (1, 8) OBP: 0.339, SLG: 0.384	C FF 93 B FF 95 X FF 94 1-1 ① F7		X CH 85 0-0 ① FC4-6 (22 F9, 33 1B) 1-2f		B SI 94 B FF 94 B FF 93 C FF 92 F FF 94 B FF 94 4-2 (33 1B, 22 1B) BB	C FF 94 S FF 93 F FF 93 D SL 85 X FF 94 1-2 1-H 2-H 2B		B CH 86 B FF 92 X FF 92 2-0 ② G6-3 2-3		4	1	1	2	1	0	2
33 Nick Swisher, S (1, 3) OBP: 0.346, SLG: 0.401	C FF 96 B FF 94 S FF 96 X FF 98 1-2 (13 FC4-6, 22 1B) 1B		1 SAFE S CH 85 1 SAFE F FF 92 B FF 95 X FF 96 1-2 1B		1 SAFE C CH 86 1 SAFE S SL 83 D SL 84 D SL 84 1 SAFE F CH 86 X CH 86 2-2 (22 1B) 1-3 1B	C FF 94 C SL 86 X FF 93 0-2 ③ G5-3		F CH 86 X CH 86 0-1 ③ G4-3		5	0	3	0	0	0	2
22 Jason Kipnis, L (1, 4) OBP: 0.374, SLG: 0.508	C SI 94 B CH 87 B CH 85 C FF 94 D SL 82 F SL 82 F SL 83 F FF 93 F FF 95 3-2 F FF 85 1 SAFE F SL 83 X SL 84 13 FC4-6 1-2 1B		C CH 86 B SL 82 X CH 85 1-1 ② F9 2-3		C SL 81 X FF 94 0-1 1-2 3-H 1B		C FF 96 B FF 97 F FF 96 B CU 84 F FF 97 X FF 97 2-2 ① F8			4	0	2	1	0	0	2
13 Asdrúbal Cabrera, S (1, 6) OBP: 0.311, SLG: 0.414	B FF 95 C SL 81 X SL 83 1-1 ② FC4-6 1-2f 2-3		F FF 96 X FF 96 0-1 ③ F8		C SL 85 B FF 94 F FF 93 S FF 93 1-3 ③ K		C CU 84 F FF 97 C CU 84 0-3 ② K			4	0	0	0	0	2	6
23 Michael Brantley, L (1, 7) OBP: 0.338, SLG: 0.393	B FF 96 X FF 96 1-0 ③ F7			C SL 79 X CH 84 0-1 ① G6-3		C FF 92 B SL 86 X FF 92 1-1 (9 F9, 41 1B, 10 1B) 1B	X FF 97 0-0 ③ G4-3			4	1	1	0	0	0	2
41 Carlos Santana, S (1, 10) OBP: 0.381, SLG: 0.454		C FF 94 B FF 95 B SL 82 B SL 82 F FF 95 F SL 83 X FF 96 3-2 ① P3		C CH 85 T SI 92 F FF 95 B CH 88 B CH 86 X SL 82 2-2 ② G3-1		C FF 93 D SL 88 1 SAFE B FF 93 X FF 94 3-1 (10 1B, 24 2B) 1-2 1B		C FF 90 B FF 92 X CH 86 1-1 (4 HR) 1B		4	2	2	0	0	0	0
9 Ryan Raburn, R (1, 9) OBP: 0.368, SLG: 0.543 11 Drew Stubbs, R (9, 9) OBP: 0.302, SLG: 0.375		B FF 96 B FF 96 C FF 95 B FF 95 B FF 95 4-1 (8 G4-6-3) BB		C SL 80 B SL 84 B SL 84 B FF 95 C SL 81 F FF 95 X CH 85 3-2 ③ F7		C FF 94 S FF 93 F FF 94 X SL 88 0-2 ① F9 2-3		C FF 91 F FF 91 C SI 91 0-3 ① K		3 0	0 0	0 0	0 0	1 0	1 0	3 0
8 Lonnie Chisenhall, L (1, 5) OBP: 0.283, SLG: 0.398 4 Mike Aviles, R (6, PH) OBP: 0.299, SLG: 0.388 (7, 5)		C FF 93 F CH 86 B FF 96 F SL 83 F FF 95 X FF 94 1-2 ② ③ G4-6-3 1-2f			C SL 79 S CH 85 C FF 96 0-3 ① K	B FF 94 X FF 93 1-0 ② P3		C FF 91 X FF 91 0-1 1-H HR		2 2	0 1	0 1	0 2	0 0	1 0	1 2
10 Yan Gomes, R (1, 2) OBP: 0.314, SLG: 0.510			X FF 94 0-0 (24 FC4-6) 1B		B SL 80 B SL 80 C SL 79 F FF 94 B SL 82 F SL 81 X FF 96 3-2 ② G6-3	B FF 94 B FF 94 F FF 94 C FF 94 X SL 86 2-2 1-2 3-H (24 2B) 1B		B SL 81 B SI 91 C FF 90 X CH 86 2-1 (24 G6-3) 2B		4	1	3	1	0	0	0
Inning Stats	R: 0 E: 0 K: 0 S: 17 H: 2 LOB: 2 BB: 0 P: 24	R: 0 E: 0 K: 0 S: 10 H: 0 LOB: 0 BB: 1 P: 18	R: 0 E: 0 K: 0 S: 9 H: 2 LOB: 2 BB: 0 P: 11	R: 0 E: 0 K: 0 S: 10 H: 0 LOB: 0 BB: 0 P: 15	R: 1 E: 0 K: 2 S: 18 H: 2 LOB: 2 BB: 1 P: 28	R: 3 E: 0 K: 0 S: 19 H: 4 LOB: 1 BB: 0 P: 27	R: 0 E: 0 K: 1 S: 8 H: 0 LOB: 0 BB: 0 P: 10	R: 2 E: 0 K: 1 S: 12 H: 3 LOB: 1 BB: 0 P: 17		1B: 10 2B: 2 3B: 0 HR: 1 SF: 0 SAC: 0 DP: 1 HBP: 0					

Texas Rangers @ Cleveland Indians

Progressive Field, Cleveland, OH

Sun Jul 28 2013, 1:07 PM - 3:48 PM EDT

Att. 19,673 - Cloudy - 67 F

BOTTOM

livebaseballscorecards.com

AB	36
R	6
H	13
RBI	6
BB	2
SO	4
LOB	20

PITCHER		IP	WLS	BF	H	R	ER	SO	BB	IBB	HBP	BLK	WP	HR	S	P	ERA	WHIP
41 Alexi Ogando, R ERA: 3.05	(1, 1)	4.2	L	21	6	1	1	1	2	0	0	0	0	0	61	92	1.93	1.714
46 Robbie Ross Jr., L ERA: 2.91	(5, 1)	1.1		8	4	3	3	1	0	0	0	0	0	0	22	31	20.25	3.000
52 Tanner Scheppers, R ERA: 1.7	(7, 1)	1.0		3	0	0	0	1	0	0	0	0	0	0	8	10	0.00	0.000
55 Ross Wolf, R ERA: 3.98	(8, 1)	1.0		6	3	2	2	1	0	0	0	0	0	1	12	17	18.00	3.000

PITCHER	IP	WLS	BF	H	R	ER	SO	BB	IBB	HBP	BLK	WP	HR	S	P	ERA	WHIP

Batter	1	2	3	4	5	6	7	8	9	AB	R	H	RBI	BB	SO	LOB
30 Alejandro De Aza, L (1, 8) OBP: 0.334, SLG: 0.430	C FF 89 F FF 91 F FF 92 B FF 93 X CH 83 1-2 ① G3-1		X FF 90 0-0 ②③ G3-6-3 1-2f			B FF 90 C FF 90 S CH 81 B FF 92 B CH 81 X FF 91 3-2 ① F8		B FF 96 B FF 96 C FF 96 B FF 96 C FF 96 F FF 97 S FF 97 3-3 ① K		4	0	0	0	0	1	1
10 Alexei Ramirez, R (1, 6) OBP: 0.307, SLG: 0.349	C FF 92 B SI 93 F CU 80 X SI 92 1-2 ② G6-3			X FF 91 0-0 51 S 1B		B SL 85 X SI 91 1-0 ② G4-3		X FF 97 0-0 E1 51 F9 51 S		4	0	1	0	0	0	0
51 Alex Rios, R (1, 9) OBP: 0.324, SLG: 0.428	B FF 93 C FF 92 B FF 93 X CU 79 2-1 ③ G6-3			B FF 91 C FF 91 B SL 88 F FF 92 F SI 93 F FF 93 C FF 91 2-3 ① K 1-2		B CU 78 F SL 85 X FF 92 1-1 44 2B 2B		C FF 96 B FF 97 X KC 86 1-1 ② F9 1-3		4	1	1	0	0	1	2
44 Adam Dunn, L (1, 3) OBP: 0.319, SLG: 0.459		B FF 90 S FF 91 B CU 77 S FF 92 F FF 92 B CH 82 C FF 91 3-3 ① K		C FF 93 F FF 93 X FF 93 0-2 ② P5		C FF 92 X CH 83 0-1 14 1B 2B 2-H		B FF 93 B FF 93 F CU 76 F FF 94 B FF 94 C FF 93 3-3 ③ K		4	1	1	1	0	2	2
14 Paul Konerko, R (1, 10) OBP: 0.308, SLG: 0.353		X FF 91 0-0 E5		C CU 80 D CU 80 F FF 92 X FF 94 1-2 ③ L3		X FF 93 0-0 2-H 1B			C SL 82 C SL 83 X FF 93 0-2 ① F9	4	0	1	1	0	0	1
12 Conor Gillaspie, L (1, 5) OBP: 0.308, SLG: 0.396		C FF 92 B CU 81 F FF 90 B FF 92 X FF 93 2-2 ② F8			C CH 80 X FF 91 0-1 ① F7	C FF 92 X FF 91 0-1 ③ F7			C FF 93 B SL 84 X FF 92 1-1 ② L6	4	0	0	0	0	0	2
24 Dayan Viciedo, R (1, 7) OBP: 0.301, SLG: 0.424		X FF 93 0-0 ③ L9			C FF 92 C FF 92 X SL 89 0-2 15 G4-3 2B		B CU 77 F SI 91 X FF 92 1-1 ① G3-1		B SL 84 X FF 92 1-0 3B	4	0	2	0	0	0	1
15 Gordon Beckham, R (1, 4) OBP: 0.333, SLG: 0.397			F FF 90 C FF 91 B CU 80 B FF 93 B FF 92 F FF 92 B CU 79 4-2 30 G3-6-3 BB		C FF 91 T FF 93 B FF 94 F FF 89 B FF 94 X FF 94 2-2 ② G4-3 2-3		X FF 90 0-0 ② F8		B FF 92 X FF 92 1-0 ③ L7	3	0	0	0	1	0	2
36 Josh Phegley, R (1, 2) OBP: 0.203, SLG: 0.414			B FF 90 F FF 90 X FF 91 1-1 ① F9		C FF 93 X CU 82 0-1 ③ F8		B FF 92 C SI 92 B CU 81 X FF 92 2-1 ③ P4			3	0	0	0	0	0	2
Inning Stats	R: 0 H: 0 E: 0 LOB: 0 K: 0 BB: 0 S: 9 P: 13	R: 0 H: 0 E: 1 LOB: 1 K: 1 BB: 0 S: 9 P: 14	R: 0 H: 0 E: 0 LOB: 0 K: 0 BB: 1 S: 6 P: 11	R: 0 H: 1 E: 0 LOB: 1 K: 1 BB: 0 S: 12 P: 15	R: 0 H: 1 E: 0 LOB: 1 K: 0 BB: 0 S: 11 P: 13	R: 2 H: 3 E: 0 LOB: 1 K: 0 BB: 0 S: 11 P: 16	R: 0 H: 0 E: 0 LOB: 0 K: 0 BB: 0 S: 5 P: 8	R: 0 H: 0 E: 1 LOB: 1 K: 2 BB: 0 S: 10 P: 17	R: 0 H: 1 E: 0 LOB: 1 K: 0 BB: 0 S: 7 P: 10	1B: 2 SF: 0 2B: 3 SAC: 0 3B: 1 DP: 1 HR: 0 HBP: 0						

TOP

Chicago White Sox @ Cleveland Indians

Progressive Field, Cleveland, OH

Mon Jul 29 2013, 7:07 PM - 9:47 PM EDT

Att. 14,868 - Cloudy - 70 F

livebaseballscorecards.com

AB	34
R	2
H	6
RBI	2
BB	1
SO	4
LOB	13

PITCHER		IP	WLS	BF	H	R	ER	SO	BB	IBB	HBP	BLK	WP	HR	S	P	ERA	WHIP
34 Zach McAllister, R ERA: 3.48	(1, 1)	7.0		27	5	2	2	2	1	0	0	0	0	0	63	90	2.57	0.857
37 Cody Allen, R ERA: 2.47	(8, 1)	0.2		3	0	0	0	1	0	0	0	0	0	0	7	11	0.00	0.000
53 Rich Hill, L ERA: 6.35	(8, 1)	0.1		1	0	0	0	1	0	0	0	0	0	0	3	6	0.00	0.000
54 Chris Perez, R ERA: 2.56	(9, 1)	1.0	W	4	1	0	0	0	0	0	0	0	0	0	7	10	0.00	1.000

PITCHER	IP	WLS	BF	H	R	ER	SO	BB	IBB	HBP	BLK	WP	HR	S	P	ERA	WHIP

BOTTOM

Chicago White Sox @ Cleveland Indians

Progressive Field, Cleveland, OH

Mon Jul 29 2013, 7:07 PM - 9:47 PM EDT

Att. 14,868 - Cloudy - 70 F

livebaseballscorecards.com

Batter	1	2	3	4	5	6	7	8	9	AB	R	H	RBI	BB	SO	LOB
24 Michael Bourn, L (1, 8) OBP: 0.341, SLG: 0.381	C SI 88 B SI 89 B SI 89 X SI 90 2-1 F7 ①		B SI 90 S FC 84 B FF 90 F FF 90 X FC 86 2-2 F8 ①			B FC 83 B CH 80 B FF 88 C SI 87 B FF 88 4-1 22 1B, 33 BB, 13 G6-4-3 BB	D CU 80 B SI 94 F FF 94 C CU 77 D CU 79 F CU 77 B SI 95 4-2 2-3 BB			2	1	0	0	2	0	0
33 Nick Swisher, S (1, 3) OBP: 0.345, SLG: 0.398	C SI 88 C CU 73 B SI 90 X CH 80 1-2 G5-3 ②		B SI 90 B FF 90 X FF 89 2-0 F8 ②			B CH 77 B SI 87 1 SAFE B FC 85 B SI 89 4-0 13 G6-4-3, 22 1B 1-2 BB	C CU 77 D CH 83 X CU 77 1-1 G5-3 ③			3	0	0	0	1	0	2
22 Jason Kipnis, L (1, 4) OBP: 0.375, SLG: 0.508	C SI 89 F SI 91 B FF 88 B FF 88 S CH 81 2-3 K ③		B SI 90 B CH 81 F SI 90 F FC 85 B SI 90 F CH 81 F CH 80 C SI 91 3-3 K ③			L FF 89 X SI 88 0-1 13 G6-4-3 1-2 2-3 1B		B SI 91 B CU 76 C SI 92 X SI 92 2-1 13 G3-1 1B		4	0	2	0	0	2	0
13 Asdrúbal Cabrera, S (1, 6) OBP: 0.307, SLG: 0.409		F SI 88 X CU 72 0-1 E5 9 2B, 41 SF7		C CH 80 S SI 89 X FC 86 0-2 F8 ①		F CH 80 X CU 72 0-1 G6-4-3 ① 1-2 2-3 3-H		1 SAFE C SI 93 S SI 93 B SI 94 1 SAFE X SL 86 1-2 G3-1 ① 1-2		4	1	0	1	0	0	3
9 Ryan Raburn, R (1, 7) OBP: 0.366, SLG: 0.542 (8, 9)		B FF 88 B CH 78 D SI 89 S FF 88 X FF 90 3-1 41 SF7, 2B 1-3		C SI 89 B FC 86 S SI 90 B CH 80 C CH 80 2-3 K ②		D CU 72 F SI 90 S SI 90 C CH 78 B CH 78 X SI 90 3-2 G1-3 ②		B SI 93 D SL 84 F SI 94 X SI 94 2-1 G5-3 ②		4	0	1	0	0	1	3
41 Carlos Santana, S (1, 2) OBP: 0.377, SLG: 0.450		C CU 74 B SI 91 F CH 78 B CH 79 D CH 81 X CH 80 3-2 SF7 ① 2-3 3-H		B CU 71 C CH 81 X FC 86 1-1 G4-3 ③		C SI 90 X FC 87 0-1 G6-3 ③		C CU 76 S SI 95 B FF 94 B FF 94 F CU 79 X SI 96 2-2 P6 ③		3	0	0	1	0	0	3
12 Mark Reynolds, R (1, 10) OBP: 0.309, SLG: 0.375 25 Jason Giambi, L (9, PH) OBP: 0.301, SLG: 0.411		B CU 72 B FC 86 S SI 91 B SI 90 B CH 81 4-1 BB			F FC 85 B FC 86 B CH 80 X SI 91 2-1 L9 ①		C CH 79 B FC 84 F SI 88 B SI 90 F SI 90 B CU 70 B CH 79 4-2 24 WP, 4 SH1-4 BB		F SI 93 B SL 86 X SL 85 1-1 HR	1 1	0 1	0 1	0 1	2 0	0 0	0 0
4 Mike Aviles, R (1, 5) OBP: 0.296, SLG: 0.385		X SI 89 0-0 L6 ②			C FC 85 C CU 72 B CH 80 X SI 89 1-2 F7 ②		1 SAFE 1 SAFE X SI 94 0-0 SH1-4 ① 1-2			2	0	0	0	0	0	2
11 Drew Stubbs, R (1, 9) OBP: 0.301, SLG: 0.373 23 Michael Brantley, L (7, PH) OBP: 0.337, SLG: 0.392 (8, 7)		B SI 90 X CH 81 1-0 F8 ③			B FC 86 S CU 73 B CH 80 X CH 80 2-1 P4 ③		C SI 93 D CU 76 C CU 77 D CU 79 S CU 78 2-3 K ②			2 1	0 0	0 0	0 0	0 0	0 1	2 1
Inning Stats	R: 0 E: 0 K: 1 S: 8 H: 0 LOB: 0 BB: 0 P: 13	R: 1 E: 1 K: 0 S: 10 H: 1 LOB: 2 BB: 1 P: 21	R: 0 E: 0 K: 1 S: 9 H: 0 LOB: 0 BB: 0 P: 16	R: 0 E: 0 K: 1 S: 8 H: 0 LOB: 0 BB: 0 P: 11	R: 0 E: 0 K: 0 S: 7 H: 0 LOB: 0 BB: 0 P: 12	R: 1 E: 0 K: 0 S: 10 H: 1 LOB: 2 BB: 2 P: 21	R: 0 E: 0 K: 1 S: 12 H: 0 LOB: 2 BB: 2 P: 23	R: 0 E: 0 K: 0 S: 11 H: 1 LOB: 1 BB: 0 P: 18	R: 1 E: 0 K: 0 S: 2 H: 1 LOB: 0 BB: 0 P: 3	1B: 2 2B: 1 3B: 0 HR: 1 SF: 1 SAC: 1 DP: 0 HBP: 0						

	AB	27
	R	3
	H	4
	RBI	3
	BB	5
	SO	4
	LOB	16

WP: 1 PA: 34
PB: 0
SB: 0
CS: 0

PITCHER		IP	WLS	BF	H	R	ER	SO	BB	IBB	HBP	BLK	WP	HR	S	P	ERA	WHIP
50 John Danks, L ERA: 4.57	(1, 1)	6.0		25	2	2	1	3	4	0	0	0	0	0	55	101	1.50	1.000
27 Matt Lindstrom, R ERA: 3.32	(7, 1)	0.1		1	0	0	0	0	0	0	0	0	0	0	1	1	0.00	0.000
46 Donnie Veal, L ERA: 6.59	(7, 1)	0.2		4	1	0	0	1	1	0	0	0	1	0	10	19	0.00	3.000
40 Ramon Troncoso, R ERA: 5.59	(8, 1)	1.0	L	4	1	1	1	0	0	0	0	0	0	1	11	17	9.00	1.000

PITCHER	IP	WLS	BF	H	R	ER	SO	BB	IBB	HBP	BLK	WP	HR	S	P	ERA	WHIP

Chicago White Sox @ Cleveland Indians

Progressive Field, Cleveland, OH

Tue Jul 30 2013, 7:09 PM - 9:55 PM EDT

Att. 16,437 - Partly Cloudy - 72 F

livebaseballscorecards.com

Batter	1	2	3	4	5	6	7	8	9	AB	R	H	RBI	BB	SO	LOB
30 Alejandro De Aza, L (1, 8) OBP: 0.335, SLG: 0.430	C SI 89 B SI 91 F SI 89 X SI 93 1-2 14 L9 51 1B 44 2B 1B	B SL 86 D SL 84 C SI 93 1 SAFE C SL 82 F SI 94 1 SAFE X SL 84 2-2 ② G3 1-2			B SI 91 C SL 82 B SL 83 F SI 91 X SL 84 2-2 10 G5-4-3 1B		F CU 82 X SI 94 0-1 ② L7		X FF 92 0-0 ③ G5-3	5	1	2	0	0	0	2
10 Alexei Ramirez, R (1, 6) OBP: 0.305, SLG: 0.345	D SI 90 1 SAFE X SI 91 1-0 ① F9	B SI 93 C SI 93 C SI 94 F SI 94 D SL 85 F CH 78 S SL 87 2-3 ③ K			X SL 89 0-0 ①② G5-4-3 1-2f		B SI 95 B SL 88 C SI 94 B SI 94 F SI 93 X SI 94 3-2 ③ G6-3			4	0	0	0	0	1	3
51 Alex Rios, R (1, 9) OBP: 0.324, SLG: 0.428 39 Casper Wells, R (8, PH) OBP: 0.227, SLG: 0.180 (8, 9)	B SI 90 C SL 88 F CH 79 F SI 92 1 SAFE X CH 80 1-2 44 2B 1B		F SL 87 F SL 86 B SI 93 F SL 82 C SI 94 1-3 ① K		C CH 79 F SI 92 B SL 84 X SL 86 1-2 ③ G5-3			B SL 87 F SI 92 B SI 93 C SL 86 B SI 93 F SI 93 X SI 94 3-2 ① G6-3		3	1	1	0	0	1	0
										1	0	0	0	0	0	0
14 Paul Konerko, R (1, 10) OBP: 0.310, SLG: 0.355	B SI 90 X SI 92 1-0 ② L9 2-3		C SI 91 B CH 80 F SL 88 X SI 94 1-2 1B			C SI 88 S CH 79 B SL 88 B SL 84 X CH 78 2-2 7 G5-4-3 44 1B 24 1B 1B		X SI 94 0-0 ② G6-3		4	1	2	0	0	0	2
44 Adam Dunn, L (1, 3) OBP: 0.323, SLG: 0.464	X SI 93 0-0 1-H 3-H 2B		B SL 86 F SI 94 X SI 95 1-1 ② F7			B SL 84 X SI 92 1-0 7 G5-4-3 1-2 1B		B CU 76 C CU 76 C SL 86 B FF 94 B CU 76 F CU 75 F SL 82 B FF 93 4-2 BB		3	0	2	2	1	0	1
7 Jeff Keppinger, R (1, 5) OBP: 0.259, SLG: 0.277	B SI 91 B CH 80 C SI 91 X SI 92 2-1 ③ F7		C SI 92 F SL 79 F SL 86 F SI 95 X SI 94 0-2 ③ P2			X SI 92 0-0 ①② G5-4-3 1-2f 2-3		B FC 94 C SL 81 X FC 94 1-1 ③ G1-3		4	0	0	0	0	0	5
24 Dayan Viciedo, R (1, 7) OBP: 0.301, SLG: 0.421		B SI 91 B SL 89 F SI 91 X SL 88 2-1 ① L8		B SL 86 X CH 79 1-0 ① G3		B SI 93 B SI 94 F SI 94 S SI 94 X SI 93 2-2 3-H 1B			C FF 93 X FF 92 0-1 ① G5-3	4	0	1	1	0	0	0
15 Gordon Beckham, R (1, 4) OBP: 0.337, SLG: 0.410		B SI 92 F SI 91 X CH 80 1-1 36 1B 2B		F SI 90 S SL 87 B SI 93 B SL 87 S SL 86 2-3 ② K		X SI 94 0-0 ③ G4-3			F FF 92 X SL 82 0-1 12 G1-3 2B	4	1	2	0	0	1	1
36 Josh Phegley, R (1, 2) OBP: 0.210, SLG: 0.410 12 Conor Gillaspie, L (9, PH) OBP: 0.307, SLG: 0.395		X SI 91 0-0 30 G3 2-H 1B		B CU 74 B SL 84 B SI 91 C SI 90 C SL 86 F SL 88 X SL 87 3-2 ③ P3			C SI 93 X SL 88 0-1 ① G2-3		C FF 93 X SL 83 0-1 ② G1-3 2-3	3	0	1	1	0	0	0
										1	0	0	0	0	0	1

Inning Stats																								
	R: 2	H: 3	R: 1	H: 2	R: 0	H: 1	R: 0	H: 0	R: 0	H: 1	R: 1	H: 3	R: 0	H: 0	R: 0	H: 0	R: 0	H: 1	1B: 8	SF: 0	WP: 0	PA: 37
	E: 0	LOB: 1	E: 0	LOB: 1	E: 0	LOB: 1	E: 0	LOB: 0	E: 0	LOB: 0	E: 0	LOB: 1	E: 0	LOB: 0	E: 0	LOB: 1	E: 0	LOB: 1	2B: 3	SAC: 0	PB: 0	
	K: 0	BB: 0	K: 1	BB: 0	K: 1	BB: 0	K: 1	BB: 0	K: 0	BB: 0	K: 0	BB: 0	K: 0	BB: 0	K: 0	BB: 1	K: 0	BB: 0	3B: 0	DP: 2	SB: 0	
	S: 12	P: 18	S: 14	P: 21	S: 14	P: 17	S: 8	P: 14	S: 7	P: 10	S: 9	P: 14	S: 7	P: 10	S: 11	P: 19	S: 7	P: 7	HR: 0	HBP: 0	CS: 0	

PITCHER		IP	WLS	BF	H	R	ER	SO	BB	IBB	HBP	BLK	WP	HR	S	P	ERA	WHIP
26 Scott Kazmir, L ERA: 4.11	(1, 1)	5.0		23	9	4	4	3	0	0	0	0	0	0	59	87	7.20	1.800
32 Matt Albers, R ERA: 2.75	(6, 1)	2.2		8	1	0	0	0	0	0	0	0	0	0	17	25	0.00	0.375
53 Rich Hill, L ERA: 6.35	(8, 1)	0.0		1	0	0	0	0	1	0	0	0	0	0	4	8	∞	∞
27 Bryan Shaw, R ERA: 4.0	(8, 1)	0.1	W	1	0	0	0	0	0	0	0	0	0	0	2	3	0.00	0.000
54 Chris Perez, R ERA: 2.48	(9, 1)	1.0	S	4	1	0	0	0	0	0	0	0	0	0	7	7	0.00	1.000

PITCHER		IP	WLS	BF	H	R	ER	SO	BB	IBB	HBP	BLK	WP	HR	S	P	ERA	WHIP

TOP	
AB	36
R	4
H	11
RBI	4
BB	1
SO	3
LOB	15

BOTTOM

Chicago White Sox @ Cleveland Indians

Progressive Field, Cleveland, OH

Tue Jul 30 2013, 7:09 PM - 9:55 PM EDT

Att. 16,437 - Partly Cloudy - 72 F

livebaseballscorecards.com

Batter	1	2	3	4	5	6	7	8	9	AB	R	H	RBI	BB	SO	LOB
24 Michael Bourn, L (1, 8) OBP: 0.336, SLG: 0.375	C FF 90 F FF 91 X CU 79 0-2 ① G1-3		C FF 91 1 SAFE B CU 78 X FC 89 1-1 ③ FC6-4 1-2f		X FC 88 0-0 ② FC3-6 33 2B 1-2f 2-H 3-H		C FF 91 B CU 78 X FF 90 1-1 ② G4-3	F SI 96 B SL 87 B SL 86 D SI 96 F SI 94 S SL 86 3-3 ③ K		5	0	0	1	0	1	4
33 Nick Swisher, S (1, 9) OBP: 0.344, SLG: 0.399 (9, 3)	B FF 91 B FF 86 X FF 89 2-0 ② G4-3			S CU 75 S CU 78 C FF 93 0-3 ① K	C FF 90 B FF 91 1 SAFE F FC 89 1 SAFE B FF 92 B CU 78 X FF 90 3-2 1-3 2B		B CU 77 B SI 90 B FF 86 T FF 89 X FC 87 3-1 ③ G4-3			4	0	1	0	0	1	0
22 Jason Kipnis, L (1, 4) OBP: 0.374, SLG: 0.504	C FF 92 F CU 79 B FF 93 X FF 92 1-2 ③ L7			C FF 91 B CU 76 C FF 91 B CU 78 S FC 88 2-3 ② K	C CU 77 B FC 88 B FF 92 B CU 76 B FC 88 4-1 BB			B SI 92 B SI 92 X SI 92 2-0 ① G4-3		3	0	0	0	1	1	0
13 Asdrúbal Cabrera, S (1, 6) OBP: 0.309, SLG: 0.410		B FF 90 B FC 87 C FF 90 X FC 87 2-1 23 L3 1B		C CU 73 C CU 79 S FF 92 0-3 ③ K	C FF 91 X FF 92 0-1 ③ F7			B CU 75 X SI 93 1-0 41 1B 9 1B 1B		4	1	2	0	0	1	3
23 Michael Brantley, L (1, 7) OBP: 0.336, SLG: 0.389		X SI 90 0-0 ① ② L3 1-1			C FF 90 B FF 90 C CU 73 B CU 78 B FC 88 F FC 87 B FF 92 4-2 8 1B 41 1B 10 BB BB	B CU 72 X FF 89 1-0 ① F7		1 SAFE X SI 92 0-0 ② F8		3	1	0	0	1	0	2
41 Carlos Santana, S (1, 3) OBP: 0.378, SLG: 0.451 11 Drew Stubbs, R (8, PR) OBP: 0.301, SLG: 0.373 (9, 9)		C CU 75 T FF 91 B CU 79 X FF 92 1-2 ③ F9			B CU 75 X FF 91 1-0 10 BB 8 1B 24 FC3-6 1-2 1B	C FC 85 S CU 76 C CU 77 0-3 ② K		B SI 93 B CH 82 B CU 77 C SI 93 F SI 94 X CU 80 3-2 9 S 9 1B 1-3 1B		4 0	1 1	2 0	0 0	1 0	0 0	0 0
25 Jason Giambi, L (1, 10) OBP: 0.302, SLG: 0.409 9 Ryan Raburn, R (8, PH) OBP: 0.369, SLG: 0.544 (9, 10)			C FF 91 S CU 76 F FF 92 X FF 91 0-2 ① F8		B FF 91 C FF 91 B CU 75 F FC 87 D CU 79 C FC 88 3-3 ① K	X FF 89 0-0 1B		F FF 96 B SL 84 X SL 85 1-1 8 1B 10 2B 1-H 3-H 1B		3 1	0 1	1 1	0 2	0 0	1 0	2 0
8 Lonnie Chisenhall, L (1, 5) OBP: 0.287, SLG: 0.400			B FF 90 B CH 83 F FC 87 C FF 92 B FC 90 X FC 88 3-2 ② F9		B FF 90 X FF 91 1-0 10 BB 24 FC3-6 1-2 2-3 1B	C FF 90 X CU 76 0-1 ③ F9		X SI 94 0-0 10 2B 1-2 1B		4	2	2	0	0	0	1
10 Yan Gomes, R (1, 2) OBP: 0.325, SLG: 0.520			X FC 89 0-0 24 FC6-4 1B		D CU 78 B FC 89 B FF 91 D FF 91 4-0 24 FC3-6 1-2 2-3 3-H BB		B FF 88 F FC 86 C FF 91 C CU 78 1-3 ① K	B SL 86 X SI 97 1-0 1-H 2-H 2B		3	0	2	3	1	1	0
Inning Stats	R: 0 E: 0 K: 0 S: 7 H: 0 LOB: 0 BB: 0 P: 10	R: 0 E: 0 K: 0 S: 6 H: 1 LOB: 0 BB: 0 P: 9	R: 0 E: 0 K: 0 S: 10 H: 1 LOB: 1 BB: 0 P: 14	R: 0 E: 0 K: 3 S: 9 H: 0 LOB: 0 BB: 0 P: 11	R: 3 E: 0 K: 1 S: 15 H: 3 LOB: 3 BB: 3 P: 35	R: 0 E: 0 K: 1 S: 7 H: 1 LOB: 1 BB: 0 P: 8	R: 0 E: 0 K: 1 S: 7 H: 0 LOB: 0 BB: 0 P: 12	R: 4 E: 0 K: 1 S: 13 H: 5 LOB: 2 BB: 0 P: 24		1B: 9 2B: 3 3B: 0 HR: 0 SF: 0 SAC: 0 DP: 1 HBP: 0						

	AB	34
	R	7
	H	11
	RBI	6
	BB	3
	SO	7
	LOB	12

WP: 0 PA: 37
PB: 0
SB: 1
CS: 0

PITCHER		IP	WLS	BF	H	R	ER	SO	BB	IBB	HBP	BLK	WP	HR	S	P	ERA	WHIP
64 André Rienzo, R ERA: 3.86	(1, 1)	7.0		29	6	3	3	6	3	0	0	0	0	0	61	99	3.86	1.286
46 Donnie Veal, L ERA: 7.53	(8, 1)	0.2	L	4	2	2	2	0	0	0	0	0	0	0	6	12	27.00	3.000
27 Matt Lindstrom, R ERA: 3.73	(8, 1)	0.1	B	4	3	2	2	1	0	0	0	0	0	0	7	12	54.00	9.000

PITCHER	IP	WLS	BF	H	R	ER	SO	BB	IBB	HBP	BLK	WP	HR	S	P	ERA	WHIP

Chicago White Sox @ Cleveland Indians

Progressive Field, Cleveland, OH

Wed Jul 31 2013, 7:07 PM - 10:28 PM EDT

Att. 22,258 - Cloudy - 77 F

livebaseballscorecards.com

TOP

Batter	1	2	3	4	5	6	7	8	9	10	AB	R	H	RBI	BB	SO	LOB
30 Alejandro De Aza, L (1, 8) (9, 7) OBP: 0.331, SLG: 0.425	C SI 94 F SI 94 C SI 96 0-3 ① K		B SI 93 X SL 90 1-0 ③ L7			B SI 91 F SL 88 B SI 93 X SI 93 2-1 ① G3 1-2		F SI 91 B CH 83 X CH 84 1-1 ① G4-3	C FF 96 C KC 84 D KC 86 B FF 96 F KC 85 S FF 96 2-3 ③ K		5	0	0	0	0	2	3
10 Alexei Ramirez, R (1, 6) OBP: 0.306, SLG: 0.351	C SI 95 X SI 96 0-1 2B	X CU 80 0-0 ① F7				B SL 90 X SL 89 1-0 51 1B 2-H 2B		X CU 83 0-0 ② P6		C SL 80 F FF 93 X SL 83 0-2 ① L7	5	1	2	1	0	0	0
51 Alex Rios, R (1, 9) OBP: 0.323, SLG: 0.425	C SI 93 X SL 92 0-1 ② P4	C SI 92 F SI 94 B CU 84 B CU 84 F SI 94 C SI 96 2-3 ② K				C SI 93 X SI 94 0-1 44 1B 2-H 1B		C SI 94 C CU 86 S CU 84 0-3 ③ K		X FF 94 0-0 ② L3	5	1	1	1	0	2	1
44 Adam Dunn, L (1, 3) OBP: 0.324, SLG: 0.462	B SI 94 B SI 93 C SI 90 F SI 95 S CU 84 2-3 ③ K	B SL 91 C SI 95 B SI 95 X SL 92 2-1 ③ F7				B SI 95 F SI 94 X SL 90 1-1 2-H 1B			C CU 83 X SI 93 0-1 ① F8	B FF 93 H SL 82 2-0 HBP	4	0	1	1	0	1	1
14 Paul Konerko, R (1, 10) OBP: 0.308, SLG: 0.353		C SI 93 C SL 89 X SL 92 0-2 ① F9			B SL 87 C SI 92 S CU 83 X SI 95 1-2 1B	T SI 94 S CU 83 D SL 87 X CU 83 1-2 ② L5			C CU 82 F CU 83 S CU 85 0-3 ② K	F FF 93 C FF 92 B FF 94 C FF 93 1-3 ③ K	5	0	1	0	0	2	2
12 Conor Gillaspie, L (1, 5) OBP: 0.307, SLG: 0.393		B SI 94 C SI 94 B CH 87 X SI 94 2-1 ② G4-3			L SI 90 S CH 81 C CU 82 0-3 ① K	X SI 93 0-0 ③ G3			B SI 95 B CH 85 X SI 95 2-0 24 7 1B 1B		4	1	1	0	0	1	2
24 Dayan Viciedo, R (1, 7) OBP: 0.300, SLG: 0.419 20 Jordan Danks, L (9, PR) OBP: 0.220, SLG: 0.243 (9, 8)	B SI 94 X SL 92 1-0 ③ G3		B SI 92 F SI 93 D SL 89 F SL 90 F CU 81 F SI 95 X CU 84 2-2 ② P3				C CU 81 B CU 81 F SI 94 B SI 93 X CU 84 2-2 ① G6-3		F FF 96 S FF 96 B FF 96 X KC 85 1-2 1-3 15 BB 7 1B 1B		4 0	0 1	1 0	0 0	0 0	1 0	1 0
15 Gordon Beckham, R (1, 4) OBP: 0.340, SLG: 0.409			C SI 92 F SL 90 X SI 94 0-2 36 G5-4-3 1B		X SI 92 0-0 ③ L8		B SI 93 X CU 84 1-0 ② L7		C FF 97 B FF 97 1 SAFE B FF 96 1 SAFE B FF 97 B FF 96 4-1 7 1B 1-2 BB		3	0	1	0	1	0	1
36 Josh Phegley, R (1, 2) OBP: 0.215, SLG: 0.406 7 Jeff Keppinger, R (9, PH) OBP: 0.262, SLG: 0.279 21 Tyler Flowers, R (9, 2) OBP: 0.249, SLG: 0.367			1 SAFE B SI 92 X SI 92 1-0 ① ② G5-4-3 1-2f			B SI 90 X SI 92 1-0 30 G3 10 2B 1B	X SL 88 0-0 ③ P6		B FF 96 B FF 96 B FF 96 C FF 96 C FF 97 X FF 97 3-2 1-3 2-H 3-H 1B		3 1 0	1 0 0	1 1 0	0 2 0	0 0 0	0 0 0	1 0 0
Inning Stats	R: 0 H: 1 E: 0 LOB: 1 K: 2 BB: 0 S: 10 P: 12	R: 0 H: 0 E: 0 LOB: 0 K: 0 BB: 0 S: 6 P: 9	R: 0 H: 1 E: 0 LOB: 0 K: 0 BB: 0 S: 5 P: 7	R: 0 H: 0 E: 0 LOB: 0 K: 1 BB: 0 S: 7 P: 11	R: 0 H: 1 E: 0 LOB: 1 K: 1 BB: 0 S: 12 P: 15	R: 3 H: 4 E: 0 LOB: 1 K: 0 BB: 0 S: 12 P: 18	R: 0 H: 0 E: 0 LOB: 0 K: 0 BB: 0 S: 5 P: 8	R: 0 H: 0 E: 0 LOB: 0 K: 1 BB: 0 S: 6 P: 7	R: 2 H: 3 E: 0 LOB: 2 K: 2 BB: 1 S: 17 P: 29	R: 0 H: 0 E: 0 LOB: 1 K: 1 BB: 0 S: 7 P: 10	1B: 8 2B: 2 3B: 0 HR: 0	SF: 0 SAC: 0 DP: 1 HBP: 1						

	AB	39
	R	5
	H	10
	RBI	5
	BB	1
	SO	8
	LOB	12

WP: 0 PA: 41
PB: 0
SB: 0
CS: 0

PITCHER		IP	WLS	BF	H	R	ER	SO	BB	IBB	HBP	BLK	WP	HR	S	P	ERA	WHIP
28 Corey Kluber, R ERA: 3.77	(1, 1)	8.2		33	8	4	4	6	0	0	0	0	0	0	69	95	4.15	0.923
37 Cody Allen, R ERA: 2.66	(9, 1)	0.1		4	2	1	1	1	1	0	0	0	0	0	11	21	27.00	9.000
54 Chris Perez, R ERA: 2.41	(10, 1)	1.0	W	4	0	0	0	1	0	0	1	0	0	0	7	10	0.00	0.000

PITCHER	IP	WLS	BF	H	R	ER	SO	BB	IBB	HBP	BLK	WP	HR	S	P	ERA	WHIP

Batter	1	2	3	4	5	6	7	8	9	10	AB	R	H	RBI	BB	SO	LOB
24 Michael Bourn, L (1, 8) OBP: 0.337, SLG: 0.378	B FF 90 S FF 92 X FF 89 1-1 33 1B 22 G4-3 2B		C CU 79 B SI 91 S CU 81 B CU 80 B FF 89 S CU 80 3-3 ① K		C FF 89 F CU 79 B FF 91 F CU 78 F FF 91 F FF 92 B CU 80 X CU 79 2-2 ① F8		B FF 93 F FF 93 B FF 94 B FF 92 C FF 92 B FF 93 4-2 22 G4-6-3 BB		B SL 84 F FF 94 F FF 95 F SL 85 B FF 93 X SL 85 2-2 ① SF8 1-2 2-3 3-H		3	1	1	1	1	1	0
33 Nick Swisher, S (1, 10) OBP: 0.349, SLG: 0.404	C SI 91 X CH 86 0-1 22 E 22 G4-3 2-3 1B		B CU 81 B CH 85 B FF 92 C FF 92 F CH 86 X CU 81 3-2 2B		B CU 79 C SI 90 F FF 91 B CU 78 B FF 89 B SI 92 4-2 13 FC1-4 22 BB 41 2B BB		1 SAFE C FF 94 F FF 94 C SL 84 0-3 ① K		I IN 72 I IN 74 I IN 77 I IN 75 4-0 13 DI IBB		3	1	2	0	2	1	1
22 Jason Kipnis, L (1, 4) OBP: 0.372, SLG: 0.500	X SI 92 0-0 ① G4-3 1-3 3-H		C FF 93 B CU 82 F SL 89 D CU 82 S FF 92 2-3 ② K		B FF 89 1 SAFE C FF 92 B CH 87 B FF 92 C SI 92 B FF 93 4-2 13 FC1-4 1-2 BB		1 SAFE C FF 95 D FF 93 B SL 82 S FF 92 B FF 94 X FF 92 3-2 ②③ G4-6-3 1-2f		B FF 94 C CH 83 B SL 83 S FF 92 X FF 94 2-2 ② SF9 2-3 3-H		3	0	0	2	1	1	3
13 Asdrúbal Cabrera, S (1, 6) OBP: 0.305, SLG: 0.404	S CU 83 X SI 90 0-1 ② G4-3		C FF 93 B FF 90 B FF 90 C SI 93 B FF 92 F CH 88 F CU 81 F FF 93 F FF 92 3-3 ③ K		B SI 92 S CU 82 X CH 84 1-1 ② FC1-4 41 2B 1-2f 2-3			B FF 94 B CH 86 X FF 92 2-0 ① P6	S CH 84 B CH 83 S SL 88 S CH 83 1-3 ③ K 1-2		5	0	0	0	0	2	6
41 Carlos Santana, S (1, 2) OBP: 0.379, SLG: 0.461 (10, 3)	C CU 82 B FF 93 B CH 87 F CU 82 S FF 92 2-3 ③ K			C SI 92 F SL 88 B CU 78 S FF 92 1-3 ① K	C CU 82 B CH 82 B FF 92 1 SAFE X CU 81 2-1 1-3 3-H 2B			B FF 93 F FF 93 B CH 87 X FF 93 2-1 ② F9		B CU 74 B FF 87 S FF 87 B CU 74 C FF 88 X FF 91 3-2 HR	5	1	2	2	0	2	1
4 Mike Aviles, R (1, 5) OBP: 0.296, SLG: 0.382		C FF 90 B FF 92 X CH 86 1-1 ① F7		B CH 84 C SI 91 X CH 88 1-1 23 2B 1B	F FF 92 F SI 91 F FF 91 B SL 87 X CU 79 1-2 ③ P4			C CU 74 B CH 86 X FF 94 1-1 ③ G4-3			4	1	1	0	0	0	2
23 Michael Brantley, L (1, 7) OBP: 0.340, SLG: 0.398		C FF 92 B SI 92 X SI 93 1-1 11 FC5-4 1B		B FF 92 B SL 89 B SI 92 C FF 92 F FF 92 1 SAFE F FF 93 X FF 90 3-2 1-H 2B		B SL 88 F SI 98 B SI 98 X SI 98 2-1 ① F7			C FF 93 B FF 93 B FF 94 X FF 94 2-1 11 1B 24 SF8 2B		4	1	3	1	0	0	0
12 Mark Reynolds, R (1, 3) OBP: 0.307, SLG: 0.371 25 Jason Giambi, L (9, PH) OBP: 0.307, SLG: 0.409 8 Lonnie Chisenhall, L (9, PR) OBP: 0.287, SLG: 0.400 10 Yan Gomes, R (10, 2) OBP: 0.325, SLG: 0.520		B SI 92 1 SAFE X FF 90 1-0 ② F7		D CU 82 C FF 92 C FF 92 B FF 90 F FF 92 S SI 92 2-3 ② K		C SI 98 S SL 88 S SL 89 0-3 ② K			F FF 94 B FF 95 F FF 94 H FF 94 2-2 24 SF8 11 1B 22 SF9 HBP		3 0 0 0	0 0 1 0	0 0 0 0	0 0 0 0	2 0 0 0	2 0 0 0	2 0 0 0
11 Drew Stubbs, R (1, 9) OBP: 0.300, SLG: 0.371		C FF 92 B SI 92 S CU 82 1 SAFE F FF 94 B CH 85 X FF 93 2-2 ③ FC5-4 1-2f		B FF 92 B CH 87 X FF 90 2-0 ③ F9		C SL 88 B SL 89 C SI 99 S SI 99 1-3 ③ K			X FF 92 0-0 22 SF9 24 SF8 1-2 2-3 1B		4	0	1	0	0	1	2
Inning Stats	R: 1 H: 2 E: 1 LOB: 1 K: 1 BB: 0 S: 10 P: 13	R: 0 H: 1 E: 0 LOB: 1 K: 0 BB: 0 S: 9 P: 14	R: 0 H: 1 E: 0 LOB: 1 K: 3 BB: 0 S: 16 P: 27	R: 1 H: 2 E: 0 LOB: 1 K: 2 BB: 0 S: 14 P: 23	R: 1 H: 1 E: 0 LOB: 2 K: 0 BB: 2 S: 18 P: 32	R: 0 H: 0 E: 0 LOB: 0 K: 2 BB: 0 S: 8 P: 11	R: 0 H: 0 E: 0 LOB: 0 K: 1 BB: 1 S: 8 P: 15	R: 0 H: 0 E: 0 LOB: 0 K: 0 BB: 0 S: 5 P: 10	R: 2 H: 2 E: 0 LOB: 3 K: 1 BB: 1 S: 15 P: 28	R: 1 H: 1 E: 0 LOB: 0 K: 0 BB: 0 S: 3 P: 6	1B: 4 SF: 2 2B: 5 SAC: 0 3B: 0 DP: 1 HR: 1 HBP: 1						

PITCHER		IP	WLS	BF	H	R	ER	SO	BB	IBB	HBP	BLK	WP	HR	S	P	ERA	WHIP
62 Jose Quintana, L ERA: 3.62	(1, 1)	5.0		24	7	3	3	6	2	0	0	0	0	0	67	109	5.40	1.800
65 Nate Jones, R ERA: 4.08	(6, 1)	1.0		3	0	0	0	2	0	0	0	0	0	0	8	11	0.00	0.000
41 David Purcey, L ERA: 2.25	(7, 1)	2.0		6	0	0	0	1	1	0	0	0	0	0	13	25	0.00	0.500
43 Addison Reed, R ERA: 3.91	(9, 1)	1.0	B	7	2	2	2	1	0	1	1	0	0	0	15	28	18.00	2.000
33 Dylan Axelrod, R ERA: 5.26	(10, 1)	0.0	L	1	1	1	1	0	0	0	0	0	0	1	3	6	∞	∞

PITCHER	IP	WLS	BF	H	R	ER	SO	BB	IBB	HBP	BLK	WP	HR	S	P	ERA	WHIP

BOTTOM

Chicago White Sox @ Cleveland Indians

Progressive Field, Cleveland, OH

Wed Jul 31 2013, 7:07 PM - 10:28 PM EDT

Att. 22,258 - Cloudy - 77 F

livebaseballscorecards.com

AB	34
R	6
H	10
RBI	6
BB	4
SO	10
LOB	17

WP: 0 PA: 41
PB: 0
SB: 0
CS: 0

Batter	1	2	3	4	5	6	7	8	9	AB	R	H	RBI	BB	SO	LOB
30 Alejandro De Aza, L (1, 8) OBP: 0.330, SLG: 0.430	B FF 90 C SI 87 F SI 89 X FF 94 1-2 G4-3		S FF 93 F SI 92 C FF 95 0-3 K			C FF 93 B SL 83 X SI 90 1-1 HR	B CU 76 C CU 76 D FF 93 X FF 94 2-1 FC4-6 1-2f			4	1	1	1	0	1	4
10 Alexei Ramirez, R (1, 6) OBP: 0.303, SLG: 0.347	X FF 92 0-0 F9			B FF 92 C SL 80 B SI 92 X FF 94 2-1 G3		C FF 93 X SI 92 0-1 G5-3		B FF 91 B FF 92 F FF 93 C CU 75 X CU 75 2-2 G4-3		4	0	0	0	0	0	0
44 Adam Dunn, L (1, 10) OBP: 0.321, SLG: 0.456	C FF 93 B FF 94 B SL 84 F FF 94 X SL 85 2-2 F8			C FF 93 C FF 93 B FF 93 X SL 84 1-2 L8		B FF 93 F FF 94 C SI 92 X FF 94 1-2 G5-3		B FF 92 B CU 76 C FF 93 S SL 84 S CU 75 2-3 K		4	0	0	0	0	1	0
24 Dayan Viciedo, R (1, 7) OBP: 0.296, SLG: 0.413		B SI 91 S SI 92 S SL 84 B SL 85 X SI 94 2-2 G6-3		B SL 82 X SI 92 1-0 G4-3		B SL 82 X SI 92 1-0 G4-3		C FF 92 S SL 83 F FF 93 B CU 76 F CU 75 B FF 94 S CU 75 2-3 K2-3		4	0	0	0	0	1	0
12 Conor Gillaspie, L (1, 5) OBP: 0.303, SLG: 0.387		C FF 94 B SI 92 B FF 94 B SI 90 C SI 90 S SI 91 3-3 K			C SI 89 B SL 82 X FF 92 1-1 G4-3		F SI 91 C FF 92 B SI 92 F SL 85 X SL 84 1-2 F8		C FF 88 B SL 81 C SI 90 X SI 90 1-2 F9	4	0	0	0	0	1	0
7 Jeff Keppinger, R (1, 3) OBP: 0.264, SLG: 0.279		F SI 91 B SI 92 C SL 81 S SL 85 1-3 K			B SI 91 B FF 94 B SI 88 B FF 92 4-0 15 BB BB		B SI 91 X FF 93 1-0 15 1B 20 1B 1B		C SI 88 F FF 89 B FF 91 X SL 80 1-2 F9	3	0	1	0	1	1	0
20 Jordan Danks, L (1, 9) OBP: 0.244, SLG: 0.268			B SI 89 B SI 89 F FF 92 F FF 92 X FF 94 2-2 21 CS 1B		B FF 92 F SI 88 F SI 92 S SL 85 1-3 K		X SI 91 0-0 15 1B 1-2 1B		C FF 90 B SL 82 X FF 90 1-1 G3	4	0	2	0	0	1	1
15 Gordon Beckham, R (1, 4) OBP: 0.345, SLG: 0.410			C SL 80 F SI 92 B SL 85 1 SAFE C SI 92 1-3 K		B SL 81 S SI 91 B SI 92 B SI 92 B SI 90 4-1 1-2 BB		B SI 90 B SI 90 F SI 88 X SI 88 2-1 30 FC4-6 1-2 2-3 1B			2	0	1	0	1	1	1
21 Tyler Flowers, R (1, 2) OBP: 0.250, SLG: 0.364			B SL 83 S SI 92 C SI 93 B SI 93 F FF 94 B SL 88 F SI 90 F SI 90 B SL 79 4-2 1-2 BB		F SI 91 S SL 85 S SL 85 0-3 K		S SL 82 F SL 85 B FF 96 B SI 92 F SI 92 S SL 85 2-3 K			2	0	0	0	1	2	5
Inning Stats	R: 0 E: 0 K: 0 S: 7 H: 0 LOB: 0 BB: 0 P: 10	R: 0 E: 0 K: 2 S: 9 H: 0 LOB: 0 BB: 0 P: 15	R: 0 E: 0 K: 2 S: 14 H: 1 LOB: 1 BB: 1 P: 21	R: 0 E: 0 K: 0 S: 6 H: 0 LOB: 0 BB: 0 P: 10	R: 0 E: 0 K: 2 S: 9 H: 0 LOB: 2 BB: 2 P: 19	R: 1 E: 0 K: 0 S: 8 H: 1 LOB: 0 BB: 0 P: 11	R: 0 E: 0 K: 1 S: 14 H: 3 LOB: 3 BB: 0 P: 22	R: 0 E: 0 K: 2 S: 11 H: 0 LOB: 0 BB: 0 P: 17	R: 0 E: 0 K: 0 S: 8 H: 0 LOB: 0 BB: 0 P: 11	1B: 4 2B: 0 3B: 0 HR: 1	SF: 0 SAC: 0 DP: 0 HBP: 0			WP: 0 PB: 0 SB: 0 CS: 1	PA: 34	

TOP

Chicago White Sox @ Cleveland Indians

Progressive Field, Cleveland, OH

Thu Aug 01 2013, 12:06 PM - 2:33 PM EDT

Att. 20,189 - Sunny - 73 F

livebaseballscorecards.com

AB	31
R	1
H	5
RBI	1
BB	3
SO	9
LOB	11

PITCHER		IP	WLS	BF	H	R	ER	SO	BB	IBB	HBP	BLK	WP	HR	S	P	ERA	WHIP
63 Justin Masterson, R ERA: 3.33	(1, 1)	6.2	W	27	5	1	1	7	3	0	0	0	0	1	65	104	1.35	1.200
53 Rich Hill, L ERA: 6.07	(7, 1)	1.1	H	4	0	0	0	2	0	0	0	0	0	0	13	21	0.00	0.000
38 Joe Smith, R ERA: 3.2	(9, 1)	1.0		3	0	0	0	0	0	0	0	0	0	0	8	11	0.00	0.000

PITCHER	IP	WLS	BF	H	R	ER	SO	BB	IBB	HBP	BLK	WP	HR	S	P	ERA	WHIP

Batter	1	2	3	4	5	6	7	8	9	AB	R	H	RBI	BB	SO	LOB
11 Drew Stubbs, R (1, 8) OBP: 0.307, SLG: 0.376	C SI 90 S SI 92 S CH 82 0-3 ① K		F CH 80 B SI 89 C SI 91 X CH 81 1-2 E5 9 HR 1B		X CH 79 0-0 33 1B 9 1B 1B	X SL 84 0-0 ① 33 F9-3 1-3 1B		B CU 76 S FF 91 B SI 85 B FF 90 S FF 91 B FF 91 4-2 BB		4	2	3	0	1	1	0
33 Nick Swisher, S (1, 3) OBP: 0.348, SLG: 0.401	B SI 92 C CH 83 C SL 78 X CH 82 1-2 ② G1-3		C SL 78 X CH 82 0-1 ① G5-3		1 SAFE B SI 91 X CH 81 1-0 9 1B 13 SF8 1-2 1B	1 SAFE X FF 90 0-0 ② ③ F9-3 1-1		S SI 85 B SI 91 B SI 91 C SI 84 B FF 88 F FF 85 X SI 85 3-2 ③ L7		5	1	1	0	0	0	3
9 Ryan Raburn, R (1, 9) OBP: 0.377, SLG: 0.584	C SI 91 C SI 94 F SI 92 S SL 81 0-3 ③ K		F SI 91 X SI 90 0-1 2-H HR		B SL 75 X CH 87 1-0 10 HBP 41 1B 1-3 2-H 1B		C CU 73 C FF 90 B CU 74 X FF 88 1-2 HR			4	2	3	4	0	1	0
13 Asdrúbal Cabrera, S (1, 6) OBP: 0.301, SLG: 0.400		C CH 80 F SI 91 X SI 92 0-2 ① G6-3	B CH 87 B CH 79 X CH 78 2-0 ② F7		C SI 90 D SI 90 X SI 90 1-1 ① SF8 3-H		C FF 87 X CH 83 0-1 ① F7			3	0	0	1	0	0	0
41 Carlos Santana, S (1, 10) OBP: 0.382, SLG: 0.465		C SI 91 B SL 78 F CH 83 X SL 78 1-2 10 1B 12 1B 1B	C CH 80 B SI 93 B SI 91 X CH 87 2-1 1B		C CH 86 S CH 80 B CH 80 F CH 79 B SL 77 X CH 79 2-2 10 HBP 1-2 1B		C CU 76 B SL 86 F SL 85 B CU 76 B SI 85 S SL 86 3-3 ② K			4	1	3	0	0	1	0
10 Yan Gomes, R (1, 2) OBP: 0.335, SLG: 0.523		B CH 82 X CH 82 1-0 12 1B 1-3 1B	C SL 76 X CH 81 0-1 ③ F9		C SI 88 H SI 90 1-1 1-2 2-3 HBP		F SL 84 C FF 91 F CU 76 X FF 90 0-2 1B			3	0	2	0	0	0	1
23 Michael Brantley, L (1, 7) OBP: 0.337, SLG: 0.394		B SI 95 C SI 95 C SI 94 D SL 80 C SI 94 2-3 ② K		C SI 88 F SL 78 S SL 78 0-3 ① K	C SL 77 S SL 76 S SL 79 0-3 ② K		B FF 87 C FF 90 F SI 85 X SL 83 1-2 ③ P6			4	0	0	0	0	3	6
12 Mark Reynolds, R (1, 5) OBP: 0.306, SLG: 0.370		B SI 93 B SI 89 X SI 93 2-0 1-2 3-H 1B		X SI 91 0-0 ② F8	B SL 76 C SI 91 C SI 89 F SL 78 S SL 78 1-3 ③ K			C SL 81 B CU 74 C FF 86 T FF 90 1-2 ① K		4	0	1	1	0	2	3
4 Mike Aviles, R (1, 4) OBP: 0.295, SLG: 0.380		C SL 74 B SL 74 F CH 81 X SL 79 1-2 ③ F7		C CH 81 X SL 77 0-1 ③ G3		C FF 89 X FF 88 0-1 11 1B 1B		C FF 91 S CH 83 B CU 76 X FF 91 1-2 ② G5-3		4	0	1	0	0	0	2
Inning Stats	R: 0 H: 0 E: 0 LOB: 0 K: 2 BB: 0 S: 10 P: 11	R: 1 H: 3 E: 0 LOB: 2 K: 1 BB: 0 S: 14 P: 21	R: 2 H: 3 E: 1 LOB: 1 K: 0 BB: 0 S: 12 P: 17	R: 0 H: 0 E: 0 LOB: 0 K: 1 BB: 0 S: 6 P: 6	R: 2 H: 4 E: 0 LOB: 3 K: 2 BB: 0 S: 17 P: 24	R: 0 H: 2 E: 0 LOB: 0 K: 0 BB: 0 S: 4 P: 4	R: 1 H: 2 E: 0 LOB: 1 K: 1 BB: 0 S: 15 P: 20	R: 0 H: 0 E: 0 LOB: 1 K: 1 BB: 1 S: 12 P: 21		1B: 12 SF: 1 2B: 1 SAC: 0 3B: 0 DP: 1 HR: 2 HBP: 1						

PITCHER		IP	WLS	BF	H	R	ER	SO	BB	IBB	HBP	BLK	WP	HR	S	P	ERA	WHIP
49 Chris Sale, L ERA: 2.92	(1, 1)	5.0	L	26	10	5	5	6	0	0	1	0	0	1	59	79	9.00	2.000
33 Dylan Axelrod, R ERA: 5.19	(6, 1)	3.0		12	4	1	1	2	1	0	0	0	0	1	31	45	3.00	1.667

PITCHER	IP	WLS	BF	H	R	ER	SO	BB	IBB	HBP	BLK	WP	HR	S	P	ERA	WHIP

BOTTOM

Chicago White Sox @ Cleveland Indians

Progressive Field, Cleveland, OH

Thu Aug 01 2013, 12:06 PM - 2:33 PM EDT

Att. 20,189 - Sunny - 73 F

livebaseballscorecards.com

AB	35
R	6
H	14
RBI	6
BB	1
SO	8
LOB	15

Cleveland Indians @ Miami Marlins

Marlins Park, Miami, FL

Fri Aug 02 2013, 7:11 PM - 9:44 PM EDT

Att. 17,731 - Roof Closed - 75 F

livebaseballscorecards.com

Batter	1	2	3	4	5	6	7	8	9	AB	R	H	RBI	BB	SO	LOB
24 Michael Bourn, L (1, 8) OBP: 0.333, SLG: 0.373	B FF 94 T FF 95 F FF 95 S CU 81 1-3 ① K		C FF 96 B CH 86 B FF 93 C FF 96 X CU 82 2-2 ② FC4-6 1-2f			F SI 94 B CH 88 X SI 94 1-1 ② G6-3		B FF 93 S CH 87 B CU 81 X FF 94 2-1 ③ F7		4	0	0	0	0	1	2
33 Nick Swisher, S (1, 3) OBP: 0.347, SLG: 0.399	B FF 96 X SI 93 1-0 1B		B FF 97 C CH 87 F CU 83 S FF 96 1-3 ③ K			C CU 81 C CU 83 F CU 85 S CH 90 0-3 ③ K			C FF 88 F CH 82 B SL 80 T FF 90 1-2 ① K	4	0	1	0	0	3	1
22 Jason Kipnis, L (1, 4) OBP: 0.368, SLG: 0.495	D CU 80 C CU 80 C FF 96 B CU 84 X CU 82 2-2 ② F7			B FF 96 F FF 96 F SI 94 S CU 83 1-3 ① K			C CU 81 B CH 90 B FF 95 B FF 95 X FF 95 3-1 ① G6-3		C FF 89 B CH 83 X CH 84 1-1 ② G3-1	4	0	0	0	0	1	1
13 Asdrúbal Cabrera, S (1, 6) OBP: 0.301, SLG: 0.401	C FF 97 C CU 84 B CU 84 S CU 84 1-3 ③ K			F FF 96 F CU 79 F FF 97 S CU 83 0-3 ② K			B SI 93 X SI 93 1-0 23 G4-3 2B		C FF 90 C FF 89 B CH 84 F CH 84 F FF 89 S FF 91 1-3 ③ K	4	0	1	0	0	3	1
23 Michael Brantley, L (1, 7) OBP: 0.334, SLG: 0.391		C FF 94 X CH 86 0-1 ① G3-1		B FF 96 X FF 95 1-0 ③ G6-3			D CU 82 C CH 89 B FF 97 C FF 97 F CU 84 F FF 97 X CU 83 2-2 ② G4-3 2-3			3	0	0	0	0	0	1
41 Carlos Santana, S (1, 2) OBP: 0.379, SLG: 0.461		C CU 81 X FF 96 0-1 ② G3-1			B FF 95 C CH 86 X CH 89 1-1 ① G3-1		B CH 90 B CU 84 C CU 83 T CH 90 C CU 86 2-3 ③ K			3	0	0	0	0	1	1
8 Lonnie Chisenhall, L (1, 5) OBP: 0.283, SLG: 0.394		B FF 97 F FF 95 F FF 94 S CU 83 1-3 ③ K			B FF 96 F FF 95 B CU 82 F CU 82 S CU 84 2-3 ② K			S FF 95 F FF 95 S CU 83 0-3 ① K		3	0	0	0	0	3	0
11 Drew Stubbs, R (1, 9) OBP: 0.305, SLG: 0.373 27 Bryan Shaw, S (5, 1) 35 Marc Rzepczynski, L (7, 1) 12 Mark Reynolds, R (8, PH) OBP: 0.305, SLG: 0.369 32 Matt Albers, L (8, 1)			C FF 95 C FF 97 B FF 98 S CU 83 1-3 ① K		F FF 97 C CU 81 S CU 84 0-3 ③ K			S CU 83 B CU 85 S FF 97 B FF 97 F CU 83 S CU 85 2-3 ② K		2 0 0 1 0	0 0 0 0 0	0 0 0 0 0	0 0 0 0 0	2 0 0 1 0	0 0 0 0 0	0 0 0 0 0
30 Ubaldo Jiménez, R (1, 1) 9 Ryan Raburn, R (5, 9) OBP: 0.378, SLG: 0.583			B FF 97 B FF 96 B FF 94 C FF 95 B FF 94 4-1 24 FC4-6 BB			C FF 96 F CU 80 S CU 85 0-3 ① K		S CU 85 S CU 85 B FF 97 X CU 84 1-2 1B		0 2	0 0	0 1	0 0	1 0	0 1	0 0
Inning Stats	R: 0 E: 0 K: 2 S: 10 H: 1 LOB: 1 BB: 0 P: 15	R: 0 E: 0 K: 1 S: 7 H: 0 LOB: 0 BB: 0 P: 8	R: 0 E: 0 K: 2 S: 10 H: 0 LOB: 1 BB: 1 P: 18	R: 0 E: 0 K: 2 S: 8 H: 0 LOB: 0 BB: 0 P: 10	R: 0 E: 0 K: 2 S: 8 H: 0 LOB: 0 BB: 0 P: 11	R: 0 E: 0 K: 2 S: 9 H: 0 LOB: 0 BB: 0 P: 10	R: 0 E: 0 K: 1 S: 11 H: 1 LOB: 1 BB: 0 P: 19	R: 0 E: 0 K: 2 S: 12 H: 1 LOB: 1 BB: 0 P: 17	R: 0 E: 0 K: 2 S: 10 H: 0 LOB: 0 BB: 0 P: 13	1B: 2 2B: 1 3B: 0 HR: 0 SF: 0 SAC: 0 DP: 0 HBP: 0						

PITCHER		IP	WLS	BF	H	R	ER	SO	BB	IBB	HBP	BLK	WP	HR	S	P	ERA	WHIP
16 José Fernández, R ERA: 2.54	(1, 1)	8.0	W	28	3	0	0	14	1	0	0	0	0	0	75	108	0.00	0.500
57 Steve Ames, R ERA:	(9, 1)	1.0		3	0	0	0	2	0	0	0	0	0	0	10	13	0.00	0.000

PITCHER		IP	WLS	BF	H	R	ER	SO	BB	IBB	HBP	BLK	WP	HR	S	P	ERA	WHIP

TOP

AB	30
R	0
H	3
RBI	0
BB	1
SO	16
LOB	7

WP: 0 PA: 31
PB: 0
SB: 0
CS: 0

Batter	1	2	3	4	5	6	7	8	9	AB	R	H	RBI	BB	SO	LOB
21 Christian Yelich, L (1, 7) OBP: 0.306, SLG: 0.348	C FF 89 B FF 91 X FS 81 1-1 ① G3	C FF 90 B FS 84 X SL 85 1-1 5 1B 3B	F SI 90 X SI 90 0-1 1B		B FC 93 S FC 92 S SL 80 S FC 93 1-3 ③ K			X SI 92 0-0 59 FC4-6 1-3 1B		5	1	3	0	0	1	0
59 Ed Lucas, R (1, 5) OBP: 0.323, SLG: 0.313	B FF 92 C SI 92 B SL 84 F FF 92 B FF 93 F FF 92 B FF 93 4-2 5 WP 27 E 5 2B BB	B SL 85 B SL 85 B SI 92 B SI 92 4-0 17 E 5 1B BB	B SI 91 1 SAFE C SL 82 1 SAFE S SL 82 F FF 90 1 SAFE B FF 91 X FS 82 2-2 ③ G4-3			C FC 92 F SL 79 S FC 93 0-3 ① K		B SI 92 X SI 93 1-0 ② FC4-6 27 1B 5 3B 1-2f 3-H	3	2	0	1	2	1	2
27 Giancarlo Stanton, R (1, 9) OBP: 0.370, SLG: 0.479	B SI 93 C SL 83 F FF 92 F FF 94 X SI 94 1-2 FC6 5 2B 5 WP 17 G4-3	F SL 85 F FF 92 B FF 94 B FF 92 D FS 85 1 SAFE X SL 80 3-2 ② P2		B FS 81 B SI 92 B SI 91 C SI 91 F SI 92 F FF 94 F SL 83 S FF 89 3-3 ① K		C SL 81 B SL 80 B FC 93 F FC 94 B SL 82 B FC 93 4-2 5 G4-6-3 BB		X SI 92 0-0 5 3B 1B 1-2		4	2	1	0	1	1	3
5 Logan Morrison, L (1, 3) OBP: 0.364, SLG: 0.455	B SL 86 S SL 84 C SL 84 D FS 87 B SL 88 X SL 86 3-2 17 G4-3 3 1B 2B 1-3 2-H	B FS 85 B SI 91 B SL 84 C SL 84 F FS 84 X FS 84 3-2 17 E 1B 1-2 3-H		X SI 91 0-0 17 FC5-4 1B		F FC 92 X FC 92 0-1 ② ③ G4-6-3 1-2f		B CH 83 B SI 94 X SI 93 2-0 17 1B 3B 1-H 2-H		5	2	4	4	0	0	1
17 Donovan Solano, R (1, 4) OBP: 0.311, SLG: 0.323	T SL 87 S SI 93 B SL 81 B FF 94 X SI 95 2-2 ② G4-3 2-3 3-H	C SI 91 X FF 91 0-1 FC6 1-2 2-3		B SI 91 X SI 90 1-0 ② FC5-4 3 2B 1-2f			B SI 92 C SI 92 X CH 85 1-1 ① F9	X SL 90 0-0 3 1B 23 1B 1B 3-H		5	1	1	2	0	0	4
3 Adeiny Hechavarría, R (1, 6) OBP: 0.279, SLG: 0.317	B SL 84 F SI 94 X SI 94 1-1 23 1B 1B 3-H	D SL 86 C FF 92 S FS 83 B FF 93 X FS 84 2-2 ③ G1-3		X SL 81 0-0 1-3 2B			C SI 93 B SL 85 B CH 86 F SI 92 X SL 86 2-2 ② G5-3	B SI 94 X SL 87 1-0 23 1B 1B 1-3		5	0	3	1	0	0	3
23 Jake Marisnick, R (1, 8) OBP: 0.286, SLG: 0.333	1 SAFE X SI 93 0-0 1-3 1B		F SI 89 B SI 90 X SI 89 1-1 16 S 16 SF9 2B	D FF 92 F SL 83 F FF 90 F FS 84 B FF 92 S FF 92 2-3 ③ K			B SI 93 S SI 92 F SI 93 B SL 84 B SI 93 X SI 93 3-2 ③ G6-3	B SI 94 X SI 93 1-0 1-2 3-H 1B		5	1	3	1	0	1	2
6 Jeff Mathis, R (1, 2) OBP: 0.272, SLG: 0.295	B SL 83 S SL 84 1 SAFE X FS 83 1-1 ③ B1-3		C SI 93 B SI 91 S SL 84 B FF 92 S SL 84 2-3 ① K		F FC 92 B FC 91 S SL 79 C FC 93 1-3 ① K			G5-3 L8		5	0	0	0	0	2	5
16 José Fernández, R (1, 1) OBP: 0.132, SLG: 0.162 9 Juan Pierre, L (8, PH) OBP: 0.288, SLG: 0.301 57 Steve Ames, R (9, 1)		C SI 91 B SL 85 B FF 92 C SI 91 B SL 83 F SI 92 F SI 91 C SI 93 3-3 ① K	B SL 83 F SL 84 B CU 79 D SI 94 C SI 92 X SI 92 3-2 ② SF9 2-H		C FC 91 F FC 91 S FC 92 0-3 ② K			C SI 93 F FF 93 X CU 78 0-2 21 1B 59 FC4-6 1B		2 1 0	0 1 0	0 1 0	1 0 0	0 0 0	2 0 0	0 0 0
Inning Stats	R: 3 E: 1 K: 0 S: 20 H: 3 LOB: 2 BB: 1 P: 33	R: 1 E: 1 K: 1 S: 18 H: 2 LOB: 3 BB: 1 P: 34	R: 1 E: 0 K: 1 S: 14 H: 2 LOB: 1 BB: 0 P: 22	R: 0 E: 0 K: 2 S: 12 H: 2 LOB: 2 BB: 0 P: 18	R: 0 E: 0 K: 3 S: 9 H: 0 LOB: 0 BB: 0 P: 11	R: 0 E: 0 K: 1 S: 7 H: 0 LOB: 0 BB: 1 P: 11	R: 0 E: 0 K: 0 S: 8 H: 0 LOB: 0 BB: 0 P: 14	R: 5 E: 0 K: 0 S: 16 H: 7 LOB: 2 BB: 0 P: 22		1B: 11 2B: 3 3B: 2 HR: 0 SF: 1 SAC: 0 DP: 1 HBP: 0						

PITCHER		IP	WLS	BF	H	R	ER	SO	BB	IBB	HBP	BLK	WP	HR	S	P	ERA	WHIP
30 Ubaldo Jiménez, R ERA: 4.18	(1, 1)	4.0	L	25	9	5	2	4	2	0	0	0	1	0	64	107	4.50	2.750
27 Bryan Shaw, R ERA: 3.83	(5, 1)	2.0		6	0	0	0	4	1	0	0	0	0	0	16	22	0.00	0.500
35 Marc Rzepczynski, L ERA: 7.15	(7, 1)	1.0		3	0	0	0	0	0	0	0	0	0	0	8	14	0.00	0.000
32 Matt Albers, R ERA: 3.79	(8, 1)	1.0		10	7	5	5	0	0	0	0	0	0	0	16	22	45.00	7.000

PITCHER	IP	WLS	BF	H	R	ER	SO	BB	IBB	HBP	BLK	WP	HR	S	P	ERA	WHIP

BOTTOM

Cleveland Indians @ Miami Marlins

Marlins Park, Miami, FL

Fri Aug 02 2013, 7:11 PM - 9:44 PM EDT
Att. 17,731 - Roof Closed - 75 F

livebaseballscorecards.com

AB	40
R	10
H	16
RBI	10
BB	3
SO	8
LOB	20

MIAMI

WP: 1 PA: 44
PB: 0
SB: 1
CS: 0

Cleveland Indians @ Miami Marlins

Marlins Park, Miami, FL

Sat Aug 03 2013, 7:11 PM - 10:30 PM EDT

Att. 22,997 - Roof Closed - 76 F

livebaseballscorecards.com

Batter	1	2	3	4	5	6	7	8	9	AB	R	H	RBI	BB	SO	LOB
24 Michael Bourn, L (1, 8) OBP: 0.337, SLG: 0.375	B SI 91 F FF 91 X FF 92 1-1 33 G3-4-1 33 S 22 1B 1B		B SI 93 C FF 90 F CU 77 F CU 80 B CU 79 X FF 94 2-2 22 S 22 WP 1B		C SI 90 S FF 90 X FF 91 0-2 ① G4-3		B FF 93 C FF 92 D SL 84 1 SAFE S SL 83 D SL 85 B SL 83 4-2 33 S 22 1B 1-2 BB		F FF 93 F FF 95 B SL 89 B SL 89 F FF 94 B FF 95 X FF 96 3-2 ① F8	4	3	2	0	1	0	0
33 Nick Swisher, S (1, 3) OBP: 0.345, SLG: 0.395	F SI 92 1 SAFE B CH 87 B CH 86 F FF 92 F FC 85 B FC 85 X SI 93 3-2 ① G3-4-1 1-3		1 SAFE 1 SAFE C SI 92 F FF 91 D FC 86 B CU 78 X CU 77 2-2 ① F8		X SI 92 0-0 ② G1		D FF 94 B FF 93 B FF 93 B FF 92 4-0 22 1B 1-2 2-3 BB		B SL 87 F FF 95 X FF 95 1-1 ② F9	4	0	0	0	1	0	2
22 Jason Kipnis, L (1, 4) OBP: 0.373, SLG: 0.497	C SI 93 B FC 86 X CH 88 1-1 3-H 1B		1 SAFE B SI 92 D SI 93 C CU 76 B CU 79 D SI 94 4-1 13 G4-3 13 WP 1-H BB		C SI 90 B FC 85 X CU 78 1-1 13 1B 13 1B 1B		B FF 93 C FF 92 C FF 93 F SL 83 X SL 83 1-2 1-2 2-H 3-H 1B		B FF 94 B FF 94 F FF 94 F FF 95 B FF 95 C SL 87 3-3 ③ K	4	0	3	3	1	1	0
13 Asdrúbal Cabrera, S (1, 6) OBP: 0.300, SLG: 0.399	B SI 93 X SI 92 1-0 ② F8		F SI 92 B CU 77 1 SAFE B FF 91 F CU 77 F FF 92 B FC 87 X SI 93 3-2 ② G4-3 1-3		B SI 91 1 SAFE X FF 90 1-0 ③ 1-H 1B		C SI 93 F SL 84 B SI 93 F SI 93 D SL 83 B CH 85 S SL 83 3-3 ② K			4	0	1	0	0	1	4
23 Michael Brantley, L (1, 7) OBP: 0.331, SLG: 0.387	B SI 92 B SI 92 B SI 92 C FF 91 F SI 92 S FF 92 3-3 ③ K		F SI 93 B CU 79 X SI 94 1-1 ③ L6			B SI 91 X SI 90 1-0 ① G3-1	B SI 94 F SI 93 B SI 93 B CH 86 X SI 93 3-1 ③ F7			4	0	0	0	0	1	4
41 Carlos Santana, S (1, 2) OBP: 0.376, SLG: 0.456		C SI 91 F FF 91 S CU 77 0-3 ① K		B CU 76 X SI 92 1-0 ① G4-3		C CU 76 B CH 86 F SI 91 S CU 78 1-3 ② K		C SI 92 B SI 91 F CH 85 F SL 83 X CH 84 1-2 ① G4-3		4	0	0	0	0	2	0
9 Ryan Raburn, R (1, 9) OBP: 0.382, SLG: 0.588 37 Cody Allen, R (6, 1) 25 Jason Giambi, L (8, PH) OBP: 0.305, SLG: 0.406 38 Joe Smith, R (8, 1) 54 Chris Perez, R (9, 1)		B FF 92 B FC 86 B FF 93 X FF 92 3-0 2B	B CU 77 B FF 92 C FF 92 F FF 93 B FF 93 B FF 93 4-2 BB			C FF 92 F CU 78 B CU 79 B FC 88 B FC 87 S SI 94 3-3 ③ K		X SI 92 0-0 ② G1-3	2 0 1 0 0	0 0 0 0 0	1 0 0 0 0	0 0 0 0 0	1 0 0 0 0	1 0 0 0 0	0 0 0 0 0
8 Lonnie Chisenhall, L (1, 5) OBP: 0.280, SLG: 0.390 4 Mike Aviles, R (7, PH) OBP: 0.297, SLG: 0.381 (7, 5)		F SI 92 F FF 91 T SI 93 0-2 ② K	B SI 92 F SI 92 X FC 85 1-1 ② F9				C FF 92 B SL 82 X SL 82 1-1 ① F7	C SL 81 C SI 92 F SL 82 B SI 94 B SI 93 F SL 82 X SL 82 2-2 11 S 1B		2 2	0 0	0 1	0 0	0 0	1 0	2 0
34 Zach McAllister, R (1, 1) 11 Drew Stubbs, R (6, 9) OBP: 0.307, SLG: 0.374		X FF 93 0-0 ③ G6-3	B FF 91 S FF 91 C SI 93 F FF 92 D FC 88 S SI 92 2-3 ③ K				C FF 93 X SL 84 0-1 33 S 24 S 22 1B 1B	B SI 93 1 SAFE F SL 81 B SI 93 B SI 93 C SI 92 F SL 82 X SI 93 3-2 ③ G4-3 1-2		2 2	0 1	0 1	0 0	0 0	1 0	2 1
Inning Stats	R: 1 H: 2 E: 0 LOB: 1 K: 1 BB: 0 S: 12 P: 21	R: 0 H: 1 E: 0 LOB: 1 K: 2 BB: 0 S: 8 P: 11	R: 1 H: 1 E: 0 LOB: 1 K: 0 BB: 1 S: 14 P: 26	R: 0 H: 0 E: 0 LOB: 1 K: 1 BB: 1 S: 9 P: 17	R: 0 H: 2 E: 0 LOB: 2 K: 0 BB: 0 S: 7 P: 9	R: 0 H: 0 E: 0 LOB: 0 K: 2 BB: 0 S: 7 P: 12	R: 2 H: 2 E: 0 LOB: 2 K: 1 BB: 2 S: 16 P: 32	R: 0 H: 1 E: 0 LOB: 1 K: 0 BB: 0 S: 14 P: 20	R: 0 H: 0 E: 0 LOB: 0 K: 1 BB: 0 S: 9 P: 16	1B: 8 2B: 1 3B: 0 HR: 0	SF: 0 SAC: 0 DP: 0 HBP: 0						

	AB	35
	R	4
	H	9
	RBI	3
	BB	4
	SO	8
	LOB	15

WP: 2 PA: 39
PB: 0
SB: 6
CS: 0

PITCHER		IP	WLS	BF	H	R	ER	SO	BB	IBB	HBP	BLK	WP	HR	S	P	ERA	WHIP
33 Jacob Turner, R ERA: 2.68	(1, 1)	6.0		25	6	2	2	6	2	0	0	0	2	0	57	96	3.00	1.333
43 Dan Jennings, L ERA: 3.7	(7, 1)	0.1	L	5	2	2	2	0	2	0	0	0	0	0	10	20	54.00	12.000
58 Ryan Webb, R ERA: 3.1	(7, 1)	1.2		6	1	0	0	1	0	0	0	0	0	0	20	32	0.00	0.600
40 Mike Dunn, L ERA: 2.87	(9, 1)	1.0		3	0	0	0	1	0	0	0	0	0	0	9	16	0.00	0.000

PITCHER	IP	WLS	BF	H	R	ER	SO	BB	IBB	HBP	BLK	WP	HR	S	P	ERA	WHIP

Cleveland Indians @ Miami Marlins

Marlins Park, Miami, FL

Sat Aug 03 2013, 7:11 PM - 10:30 PM EDT

Att. 22,997 - Roof Closed - 76 F

BOTTOM

Batter	1	2	3	4	5	6	7	8	9	AB	R	H	RBI	BB	SO	LOB
21 Christian Yelich, L (1, 7) OBP: 0.302, SLG: 0.360	G3-1			K		59 1B 2B		F7		4	1	1	1	0	1	0
59 Ed Lucas, R (1, 5) (7, 4) OBP: 0.322, SLG: 0.311	K			K		5 1B 1B		L4		4	0	1	1	0	2	0
27 Giancarlo Stanton, R (1, 9) OBP: 0.369, SLG: 0.473	K			BB		K		L5		3	0	0	0	1	2	1
5 Logan Morrison, L (1, 3) OBP: 0.368, SLG: 0.463		P5		K		17 BB 1B			29 1B 2B	4	1	2	0	0	1	1
17 Donovan Solano, R (1, 4) 58 Ryan Webb, R (7, 1) 40 Mike Dunn, L (9, 1) 29 Greg Dobbs, L (9, PH) OBP: 0.300, SLG: 0.297		K			F7		BB		23 SH1-4 3 SH 2-H 1B	2	0	0	0	1	1	0
										0	0	0	0	0	0	0
										0	0	0	0	0	0	0
										1	0	1	1	0	0	0
3 Adeiny Hechavarría, R (1, 6) OBP: 0.276, SLG: 0.314		P4			G3	L8			SH 23 SH1-4 1-2	3	0	0	0	0	0	3
23 Jake Marisnick, R (1, 8) OBP: 0.267, SLG: 0.310		P4			F7		G3		SH1-4 1-2 2-3	3	0	0	0	0	0	0
19 Rob Brantly, L (1, 2) OBP: 0.279, SLG: 0.289		G4-3				21 2B 1B	F9		G3	4	1	1	0	0	0	2
33 Jacob Turner, R (1, 1) 9 Juan Pierre, L (6, PH) 43 Dan Jennings, L (7, 1) 30 Placido Polanco, R (7, 5) OBP: 0.120, SLG: 0.200 OBP: 0.287, SLG: 0.300 OBP: 0.311, SLG: 0.299		K				P4	L9		L8	1	0	0	0	0	1	0
										1	0	0	0	0	0	1
										0	0	0	0	0	0	0
										2	0	0	0	0	0	2
Inning Stats	R: 0 E: 0 K: 2 S: 11 H: 0 LOB: 0 BB: 0 P: 18	R: 0 E: 0 K: 1 S: 10 H: 0 LOB: 0 BB: 0 P: 13	R: 0 E: 0 K: 1 S: 11 H: 0 LOB: 0 BB: 0 P: 12	R: 0 E: 0 K: 3 S: 14 H: 0 LOB: 1 BB: 1 P: 25	R: 0 E: 0 K: 0 S: 11 H: 0 LOB: 0 BB: 0 P: 15	R: 2 E: 0 K: 1 S: 17 H: 4 LOB: 3 BB: 1 P: 34	R: 0 E: 0 K: 0 S: 7 H: 0 LOB: 0 BB: 0 P: 9	R: 0 E: 0 K: 0 S: 7 H: 0 LOB: 0 BB: 0 P: 11	R: 1 E: 0 K: 0 S: 12 H: 2 LOB: 2 BB: 0 P: 20	1B: 4 2B: 2 3B: 0 HR: 0 SF: 0 SAC: 2 DP: 0 HBP: 0							

livebaseballscorecards.com

AB	32
R	3
H	6
RBI	3
BB	2
SO	8
LOB	10

WP: 0 PB: 0 SB: 0 CS: 0 PA: 36

PITCHER		IP	WLS	BF	H	R	ER	SO	BB	IBB	HBP	BLK	WP	HR	S	P	ERA	WHIP
34 Zach McAllister, R ERA: 3.47	(1, 1)	5.1		20	3	2	2	7	1	0	0	0	0	0	65	99	3.38	0.750
37 Cody Allen, R ERA: 2.56	(6, 1)	1.2	W	7	1	0	0	1	1	0	0	0	0	0	16	27	0.00	1.200
38 Joe Smith, R ERA: 3.12	(8, 1)	1.0	H	3	0	0	0	0	0	0	0	0	0	0	7	11	0.00	0.000
54 Chris Perez, R ERA: 2.6	(9, 1)	1.0	S	6	2	1	1	0	0	0	0	0	0	0	12	20	9.00	2.000

PITCHER	IP	WLS	BF	H	R	ER	SO	BB	IBB	HBP	BLK	WP	HR	S	P	ERA	WHIP

Cleveland Indians @ Miami Marlins

Marlins Park, Miami, FL

Sun Aug 04 2013, 1:21 PM - 4:15 PM EDT

Att. 25,077 - Roof Closed - 75 F

TOP

livebaseballscorecards.com

Batter	1	2	3	4	5	6	7	8	9	AB	R	H	RBI	BB	SO	LOB
24 Michael Bourn, L (1, 8) OBP: 0.335, SLG: 0.372	C FF 97 C FF 97 X FF 99 0-2 ① G6-3		X FF 96 0-0 ① G4-3		C FF 96 D CU 77 F FF 97 D SL 86 X FF 95 2-2 ③ G4-3		B SL 88 S FF 99 C FF 99 F FF 100 X FF 98 1-2 ③ L9		S CH 86 S CH 87 X SL 83 0-2 1B	5	0	1	0	0	0	3
4 Mike Aviles, R (1, 6) OBP: 0.295, SLG: 0.382	X FF 99 0-0 ② G1-3		B FF 97 B FF 96 C FF 96 X FF 96 2-1 ② L8			C FF 95 C SL 84 B SL 87 X SL 85 1-2 ① G1-3		S SI 95 C SI 96 B SL 86 X SL 88 1-2 22 SH1-3 23 1B 2B	B FF 94 T FF 94 C SL 82 1 SAFE 1 SAFE B SL 84 S FF 95 2-3 ③ K	5	1	1	0	0	1	1
22 Jason Kipnis, L (1, 4) OBP: 0.375, SLG: 0.497	B FF 99 C FF 98 B CU 80 F FF 99 B FF 100 X FF 99 3-2 1B		C FF 98 C CH 90 F FF 97 B SL 88 F FF 98 B SL 86 S FF 98 2-3 ③ K			B CU 79 B FF 96 B FF 98 B FF 97 4-0 BB		X SI 94 0-0 ① SH1-3 2-3		2	0	1	0	1	1	0
9 Ryan Raburn, R (1, 9) OBP: 0.375, SLG: 0.575 11 Drew Stubbs, R (8, 9) OBP: 0.307, SLG: 0.374	C FF 98 D SL 86 X FF 96 1-1 ③ G4-3			B SL 84 X FF 95 1-0 ① G5-3		1 SAFE B FF 97 C FF 96 X SL 87 1-1 ② L8		S SL 88 D SL 87 F SL 89 B SI 95 S SI 96 2-3 ② K		4 0	0 0	0 0	0 0	0 0	1 0	3 0
23 Michael Brantley, L (1, 7) OBP: 0.330, SLG: 0.385		C FF 96 B CH 89 F FF 96 X SL 87 1-2 ① G4-3		C FF 96 F FF 96 B SL 86 X FF 96 1-2 ② P5		1 SAFE C FF 96 X FF 96 0-1 ③ G4-3		S SL 88 B SL 89 B SI 95 F SL 88 F SL 88 B SI 96 X SI 94 3-2 10 1B 1B 3-H		4	0	1	1	0	0	1
10 Yan Gomes, R (1, 2) OBP: 0.345, SLG: 0.529		C FF 97 F FF 98 B FF 97 X CU 80 1-2 12 2B 8 1B 1B		B SL 87 S FF 98 X SL 86 1-1 ③ F9			B FF 94 F FF 97 B FF 96 F FF 97 B FF 97 F FF 96 F FF 96 X SL 84 3-2 8 SH5-3 12 1B 1B	X SI 95 0-0 1-2		4	1	3	0	0	0	0
12 Mark Reynolds, R (1, 3) OBP: 0.307, SLG: 0.373		C FF 96 S SL 85 1 SAFE F SL 86 X SL 86 0-2 8 1B 1-3 2B			F FF 96 C FF 97 C FF 97 0-3 ① K		C FF 95 B FF 96 X FF 94 1-1 8 SH5-3 1-2 1B	S SL 87 S SL 87 B SL 88 X SL 87 1-2 ③ G5-3		4	0	2	0	0	1	2
8 Lonnie Chisenhall, L (1, 5) OBP: 0.281, SLG: 0.389		B FF 96 C FF 97 F FF 97 F CU 79 X FF 97 1-2 26 G4-6-3 1B 2-3 3-H			C FF 97 F FF 98 F SL 86 B FF 97 F FF 97 F CU 79 X CU 79 1-2 ② G6-3		B FF 95 X FF 94 1-0 ① SH5-3 1-2 2-3		F FF 94 F CH 86 F CH 86 B SL 82 F CH 87 F FF 95 B CU 80 X CH 87 2-2 ① G4-3	3	0	1	1	0	0	0
26 Scott Kazmir, L (1, 1) OBP: 0.250, SLG: 0.250 25 Jason Giambi, L (7, PH) OBP: 0.303, SLG: 0.403 27 Bryan Shaw, S (7, 1) 38 Joe Smith, R (8, 1) 33 Nick Swisher, S (9, PH) OBP: 0.344, SLG: 0.394 54 Chris Perez, R (9, 1)		B FF 97 X FF 96 1-0 ② ③ G4-6-3 1-2f			B FF 97 S FF 97 X FF 98 1-1 1B		S FF 98 S FF 100 X FF 100 0-2 ② P5		C FF 95 F CH 86 X SL 83 0-2 ② G3	2 1 0 0 1 0	0 0 0 0 0 0	1 0 0 0 0 0	0 0 0 0 0 0	0 0 0 0 0 0	0 0 0 0 0 0	2 2 0 0 0 0
Inning Stats	R: 0 E: 0 K: 0 S: 9 H: 1 LOB: 1 BB: 0 P: 13	R: 1 E: 0 K: 0 S: 15 H: 3 LOB: 1 BB: 0 P: 19	R: 0 E: 0 K: 1 S: 8 H: 0 LOB: 0 BB: 0 P: 12	R: 0 E: 0 K: 0 S: 6 H: 0 LOB: 0 BB: 0 P: 9	R: 0 E: 0 K: 1 S: 14 H: 1 LOB: 1 BB: 0 P: 18	R: 0 E: 0 K: 0 S: 7 H: 0 LOB: 1 BB: 1 P: 13	R: 0 E: 0 K: 0 S: 15 H: 2 LOB: 2 BB: 0 P: 21	R: 1 E: 0 K: 1 S: 15 H: 3 LOB: 2 BB: 0 P: 22	R: 0 E: 0 K: 1 S: 15 H: 1 LOB: 1 BB: 0 P: 19	1B: 9 2B: 2 3B: 0 HR: 0 SF: 0 SAC: 2 DP: 1 HBP: 0						

	AB	35
	R	2
	H	11
	RBI	2
	BB	1
	SO	4
	LOB	14

WP: 0 PA: 38
PB: 0
SB: 0
CS: 0

PITCHER		IP	WLS	BF	H	R	ER	SO	BB	IBB	HBP	BLK	WP	HR	S	P	ERA	WHIP
24 Nathan Eovaldi, R ERA: 3.19	(1, 1)	7.0	L	28	7	1	1	2	1	0	0	0	0	0	74	105	1.29	1.143
50 Chad Qualls, R ERA: 2.64	(8, 1)	1.0		6	3	1	1	1	0	0	0	0	0	0	15	22	9.00	3.000
44 AJ Ramos, R ERA: 3.09	(9, 1)	1.0		4	1	0	0	1	0	0	0	0	0	0	15	19	0.00	1.000

PITCHER	IP	WLS	BF	H	R	ER	SO	BB	IBB	HBP	BLK	WP	HR	S	P	ERA	WHIP

Batter	1	2	3	4	5	6	7	8	9	AB	R	H	RBI	BB	SO	LOB
21 Christian Yelich, L (1, 7) OBP: 0.298, SLG: 0.352	C SL 90 S SI 92 X SI 94 0-2 G6-3 ①		B SL 89 C SI 94 D SL 84 S SI 94 F SI 95 X SI 94 2-2 F7 ②			B CH 84 X SI 93 1-0 1B		F FF 90 B SL 80 C SL 79 F FF 90 X FF 90 1-2 F7 ②		4	0	1	0	0	0	1
59 Ed Lucas, R (1, 5) OBP: 0.325, SLG: 0.317	B SI 91 F SI 91 S CH 80 B SL 87 B SI 93 X SL 86 3-2 2B		C CH 80 F SI 94 F SI 95 X SL 89 0-2 L4 ③			B SI 92 B CH 77 1 SAFE D CH 79 C SI 92 C SI 91 S CH 78 3-3 K ②		B SL 81 B SI 88 B SI 88 C FF 89 C SI 88 B SI 88 4-2 BB		3	0	1	0	1	1	2
27 Giancarlo Stanton, R (1, 9) OBP: 0.364, SLG: 0.466	S SI 94 D SL 88 B SI 93 S SL 87 X SI 95 2-2 P6 ②			X SI 93 0-0 G6-3 ①		B SI 92 D CH 77 B SI 93 C SI 93 S SI 94 F SI 95 F SI 95 S CH 79 3-3 K ③		B SL 81 C FF 89 B SI 89 S SI 88 S SL 83 2-3 K ③		4	0	0	0	0	2	3
5 Logan Morrison, L (1, 3) OBP: 0.365, SLG: 0.457	C SI 95 C SI 96 B SI 95 S SL 85 1-3 K ③			C SI 94 C SI 94 X SI 96 0-2 G4-3 ②			F FC 93 B CH 81 F FC 92 F SL 81 B SL 82 X FC 94 2-2 3 1B 1B		C FF 91 B SL 81 C FF 92 X FF 91 1-2 L8 ①	4	0	1	0	0	1	1
17 Donovan Solano, R (1, 4) OBP: 0.305, SLG: 0.312		C SI 92 F SI 92 B SL 89 F SI 94 X SL 89 1-2 P6 ①		C SI 92 S CH 79 S SI 94 0-3 K ③			S FC 92 S SL 81 B FC 92 S SL 81 1-3 K ①		B FF 92 C FF 92 X SL 81 1-1 L8 ②	4	0	0	0	0	2	1
3 Adeiny Hechavarría, R (1, 6) OBP: 0.276, SLG: 0.314		F SI 93 F SL 88 B SI 95 B CH 80 X SL 88 2-2 L6 ②			C CH 80 B SL 89 F SI 92 X CH 78 1-2 L8 ①		1 SAFE S FC 92 S FC 92 X FC 94 0-2 1-2 1B		B SL 81 B FF 92 C FF 91 F FF 91 X SL 81 2-2 G5-3 ③	4	0	1	0	0	0	0
23 Jake Marisnick, R (1, 8) OBP: 0.250, SLG: 0.289		F SI 94 F SI 94 B SI 93 B SI 91 T CH 80 2-2 K ③			B SL 88 F SI 92 B SI 93 S CH 80 F SI 94 B SL 87 F SI 93 X CH 80 3-2 F7 ②		S SL 80 C FC 92 T SL 81 0-2 K ②			3	0	0	0	0	2	2
6 Jeff Mathis, R (1, 2) OBP: 0.273, SLG: 0.291			F SI 92 B SI 93 B SL 88 B CH 80 B SI 92 4-1 24 BB BB		B SL 88 B SI 92 S SI 92 C SI 92 S CH 77 2-3 K ③		C FC 92 S SL 80 T SL 82 0-2 K ③			2	0	0	0	1	2	2
24 Nathan Eovaldi, R (1, 1) OBP: 0.118, SLG: 0.063 50 Chad Qualls, R (8, 1) 9 Juan Pierre, L (8, PH) OBP: 0.286, SLG: 0.299 44 AJ Ramos, R (9, 1)			C SI 93 M SI 94 1 SAFE B SI 95 B SI 93 F SI 93 F SI 94 B SL 87 F SI 92 4-2 B SI 92 1-2 BB ①			B SI 90 F SI 90 B SI 92 F SI 91 S CH 78 2-3 K ①		C S SI 89 C SL 81 0-3 K ①	1 0 1 0	0 0 0 0	0 0 0 0	0 0 0 0	1 0 0 0	1 0 1 0	0 0 0 0
Inning Stats	R: 0 E: 0 K: 1 S: 12 H: 1 LOB: 1 BB: 0 P: 18	R: 0 E: 0 K: 1 S: 10 H: 0 LOB: 0 BB: 0 P: 15	R: 0 E: 0 K: 0 S: 14 H: 0 LOB: 1 BB: 2 P: 24	R: 0 E: 0 K: 1 S: 7 H: 0 LOB: 0 BB: 0 P: 7	R: 0 E: 0 K: 1 S: 11 H: 0 LOB: 0 BB: 0 P: 17	R: 0 E: 0 K: 3 S: 12 H: 1 LOB: 1 BB: 0 P: 21	R: 0 E: 0 K: 3 S: 16 H: 2 LOB: 2 BB: 0 P: 19	R: 0 E: 0 K: 2 S: 12 H: 0 LOB: 1 BB: 1 P: 19	R: 0 E: 0 K: 0 S: 8 H: 0 LOB: 0 BB: 0 P: 12	1B: 3 2B: 1 3B: 0 HR: 0	SF: 0 SAC: 0 DP: 0 HBP: 0		WP: 0 PB: 0 SB: 0 CS: 0		PA: 33		

PITCHER		IP	WLS	BF	H	R	ER	SO	BB	IBB	HBP	BLK	WP	HR	S	P	ERA	WHIP
26 Scott Kazmir, L ERA: 3.89	(1, 1)	6.0	W	21	2	0	0	7	2	0	0	0	0	0	66	102	0.00	0.667
27 Bryan Shaw, R ERA: 3.75	(7, 1)	1.0	H	5	2	0	0	3	0	0	0	0	0	0	16	19	0.00	2.000
38 Joe Smith, R ERA: 3.05	(8, 1)	1.0	H	4	0	0	0	2	1	0	0	0	0	0	12	19	0.00	1.000
54 Chris Perez, R ERA: 2.52	(9, 1)	1.0	S	3	0	0	0	0	0	0	0	0	0	0	8	12	0.00	0.000

PITCHER	IP	WLS	BF	H	R	ER	SO	BB	IBB	HBP	BLK	WP	HR	S	P	ERA	WHIP

BOTTOM

Cleveland Indians @ Miami Marlins

Marlins Park, Miami, FL

Sun Aug 04 2013, 1:21 PM - 4:15 PM EDT
Att. 25,077 - Roof Closed - 75 F

livebaseballscorecards.com

AB	30
R	0
H	4
RBI	0
BB	3
SO	12
LOB	12

MIAMI

Batter	1	2	3	4	5	6	7	8	9	AB	R	H	RBI	BB	SO	LOB
14 Austin Jackson, R (1, 8) OBP: 0.332, SLG: 0.386	B SI 95 F SI 95 X SI 94 1-1 ① F9		X SL 90 0-0 ① B2		F SL 92 F SI 94 S CU 86 0-3 ③ K			C SI 90 F SI 91 B SL 83 X SI 91 1-2 48 1B 1-2 1B	F FF 96 F FF 96 F FF 95 S KC 86 0-3 K 24 WP 2-3	5	0	1	0	0	2	3
48 Torii Hunter, R (1, 9) OBP: 0.349, SLG: 0.483	F SI 94 X CU 84 0-1 ② 1B		B SI 95 L SI 95 S SI 94 B SI 96 S SI 96 2-3 ② K			B SL 90 C SL 91 F SI 93 S SL 87 1-3 ① K		F SI 90 F SI 90 X SI 90 0-2 ② 1-3 2-3 1B	D KC 86 1 SAFE F FF 95 F FF 95 S FF 95 1-3 ② K	5	0	2	0	0	3	2
24 Miguel Cabrera, R (1, 5) OBP: 0.454, SLG: 0.664 32 Don Kelly, L (9, PR) OBP: 0.335, SLG: 0.366 (9, 5)	B SI 95 F SI 95 F FF 96 B SI 96 B SI 96 X SI 98 3-2 E9 1B		C CU 85 S CU 84 B FF 94 F SI 97 X CU 84 1-2 ③ G1-3			B SI 94 F SL 90 X CU 85 2-1 ② G5-3		S SL 83 B SI 91 X SI 91 1-1 ③ G4-3	B KC 86 I IN 48 I IN 51 I IN 49 4-0 1-2 IBB	4	0	1	0	1	0	2
										0	0	0	0	0	0	0
28 Prince Fielder, L (1, 3) OBP: 0.353, SLG: 0.434	F CH 85 F SI 96 S FF 95 0-3 ③ K			C SI 93 B CH 85 X SL 91 1-1 ① L9		C SI 96 B CU 85 F CU 84 B SL 94 B SI 95 F SL 93 F CU 86 F SL 93 F SL 87 3-3 S SI 95 ③ K			41 1B 2B G4-3	5	1	1	0	0	2	4
41 Victor Martinez, S (1, 10) OBP: 0.329, SLG: 0.399 26 Hernán Pérez, R (9, PR) OBP: 0.289, SLG: 0.333 (9, 10)		C SI 94 C SL 90 B SI 94 F SI 95 B SI 94 B CH 86 X SL 92 3-2 1 FC6-4 12 BB 1B		C CU 82 F CH 85 X CU 84 0-2 12 G6-4-3 1B			C SL 89 F CH 85 F SL 92 B SL 92 X SI 95 1-2 ① L9		F FF 93 C SL 81 X SL 83 0-2 12 BB 13 HR 2-H 1B	4	0	3	1	0	0	0
										0	1	0	0	0	0	0
12 Andy Dirks, L (1, 7) OBP: 0.311, SLG: 0.350		C SL 88 B CH 83 B SI 94 B SI 93 B SI 94 4-1 1 FC6-4 1-2 BB		C SL 89 X SI 94 0-1 ②③ G6-4-3 1-2f			X SL 92 0-0 ② G4-3		B FF 93 1 SAFE F FF 92 D FF 91 B FF 93 1 SAFE B FF 91 4-1 13 HR 1-2 BB	2	1	0	0	2	0	1
13 Alex Avila, L (1, 2) OBP: 0.293, SLG: 0.349		C CU 82 X SI 94 0-1 ① F8			F SI 94 B SI 94 S CH 86 B CU 84 B CH 85 S SL 93 3-3 ① K		C CU 83 X SL 93 0-1 ③ F7		B FF 92 X FF 91 1-0 1-H 2-H HR	4	1	1	3	0	1	2
1 Jose Iglesias, R (1, 6) OBP: 0.365, SLG: 0.409		D SL 90 B SI 94 C SI 94 F SI 95 D CU 84 X SI 94 3-2 ② FC6-4 1-2f 2-3		C SI 95 B SI 95 F SL 89 B SI 95 B SI 95 X SI 96 3-2 ② G1-3				C SL 89 S CU 83 X SI 93 0-2 ① G4-3	F FF 95 F FF 95 F FF 95 X KC 85 0-2 14 WP 39 SH1-4 1B	4	0	1	0	0	0	2
39 Ramon Santiago, S (1, 4) OBP: 0.282, SLG: 0.288		C SI 94 X SL 90 0-1 ③ G3		X SI 95 0-0 1B				B SI 92 B SL 89 C SI 94 F SI 94 X SI 95 2-2 48 1B 14 1B 1B	1 SAFE B FF 94 1 SAFE L FF 95 B FF 95 X FF 95 2-1 ① SH1-4 1-2	3	0	2	0	0	0	2
Inning Stats	R: 0 E: 1 K: 1 S: 10 H: 2 LOB: 1 BB: 0 P: 14	R: 0 E: 0 K: 0 S: 12 H: 1 LOB: 2 BB: 1 P: 22	R: 0 E: 0 K: 1 S: 8 H: 0 LOB: 0 BB: 0 P: 11	R: 0 E: 0 K: 0 S: 7 H: 1 LOB: 0 BB: 0 P: 8	R: 0 E: 0 K: 2 S: 10 H: 1 LOB: 1 BB: 0 P: 16	R: 0 E: 0 K: 2 S: 12 H: 0 LOB: 0 BB: 0 P: 18	R: 0 E: 0 K: 0 S: 7 H: 0 LOB: 0 BB: 0 P: 8	R: 0 E: 0 K: 0 S: 14 H: 3 LOB: 2 BB: 0 P: 18	R: 4 E: 0 K: 2 S: 21 H: 4 LOB: 3 BB: 2 P: 36	1B: 10 2B: 1 3B: 0 HR: 1 SF: 0 SAC: 1 DP: 1 HBP: 0						

PITCHER		IP	WLS	BF	H	R	ER	SO	BB	IBB	HBP	BLK	WP	HR	S	P	ERA	WHIP
28 Corey Kluber, R ERA: 3.54	(1, 1)	7.1		27	6	0	0	6	1	0	0	0	0	0	72	105	0.00	0.955
38 Joe Smith, R ERA: 3.0	(8, 1)	0.2	H	3	2	0	0	0	0	0	0	0	0	0	8	10	0.00	3.000
54 Chris Perez, R ERA: 3.53	(9, 1)	0.0	L	4	3	4	4	0	1	0	0	0	0	1	6	13	∞	∞
37 Cody Allen, R ERA: 2.53	(9, 1)	0.2		5	1	0	0	2	0	1	0	0	2	0	13	20	0.00	1.500
35 Marc Rzepczynski, L ERA: 6.94	(9, 1)	0.1		1	0	0	0	0	0	0	0	0	0	0	2	3	0.00	0.000

PITCHER	IP	WLS	BF	H	R	ER	SO	BB	IBB	HBP	BLK	WP	HR	S	P	ERA	WHIP

TOP

Detroit Tigers @ Cleveland Indians

Progressive Field, Cleveland, OH

Mon Aug 05 2013, 7:08 PM - 10:12 PM EDT

Att. 24,381 - Cloudy - 68 F

livebaseballscorecards.com

AB	36
R	4
H	12
RBI	4
BB	3
SO	8
LOB	18

1B: 10 SF: 0
2B: 1 SAC: 1
3B: 0 DP: 1
HR: 1 HBP: 0

WP: 2 PA: 40
PB: 0
SB: 0
CS: 0

BOTTOM

Detroit Tigers @ Cleveland Indians

Progressive Field, Cleveland, OH

Mon Aug 05 2013, 7:08 PM - 10:12 PM EDT

Att. 24,381 - Cloudy - 68 F

livebaseballscorecards.com

Batter	1	2	3	4	5	6	7	8	9	AB	R	H	RBI	BB	SO	LOB
24 Michael Bourn, L (1, 8) OBP: 0.332, SLG: 0.368	B FF 92 X FS 87 1-0 B2-3 ①		B SL 83 F FS 90 C FF 95 B SL 87 S SL 87 2-3 K ②		B FF 96 C SL 87 L SL 89 B FF 96 S CH 78 2-3 K ③			X SL 88 0-0 G6-3 ②		4	0	0	0	0	2	0
33 Nick Swisher, S (1, 3) OBP: 0.343, SLG: 0.390	C FF 93 B CU 80 B SI 94 X SI 94 2-1 G3-1 ②		S SL 83 F SI 96 B CH 78 B SL 83 X SL 86 2-2 L9 ③			B FC 94 F FS 88 F CU 80 F SI 95 F SL 88 B CH 74 S FS 89 2-3 K ①		B FF 94 B CU 81 C FS 87 B SL 86 S FF 94 B SL 88 4-2 22 1B BB		3	0	0	0	1	1	0
22 Jason Kipnis, L (1, 4) OBP: 0.374, SLG: 0.495	B FF 95 C FC 94 S SL 86 B SI 96 X CU 80 2-2 G3 ③			B FF 93 S FS 89 S FS 89 S FS 89 1-3 K ①		B FF 95 C FF 95 B FC 95 B SL 88 X SL 87 3-1 G4-3 ②		1 SAFE 1 SAFE D SL 82 X SI 95 1-0 1-2 1B		4	0	1	0	0	1	0
13 Asdrúbal Cabrera, S (1, 6) OBP: 0.300, SLG: 0.396		B FS 88 C FS 86 B SL 87 B FS 89 X SI 94 3-1 F7 ①		S SL 88 C FC 95 S SI 90 0-3 K ②		C CU 82 B CH 75 B FF 96 S FF 90 B FF 96 B FF 97 4-2 BB		B SL 85 C SL 86 X FF 94 1-1 G4-3 ③		3	0	0	0	1	1	2
23 Michael Brantley, L (1, 7) OBP: 0.332, SLG: 0.387		B FF 94 X SI 94 1-0 41 S 25 1B 1B		F FC 96 C FC 96 B SI 96 X FS 88 1-2 41 2B 1B		F SI 91 X FF 95 0-1 F7 ③			C SI 94 B FF 95 C FF 95 B FF 96 X FF 96 2-2 F8 ①	4	2	2	0	0	0	1
41 Carlos Santana, S (1, 2) OBP: 0.375, SLG: 0.456		F SI 95 1 SAFE 1 SAFE B FC 94 1 SAFE C FS 86 F SL 88 B FF 96 D SL 87 3-3 C FF 86 K ② 1-2		D CU 82 1 SAFE 1 SAFE X FS 89 1-0 1-H 2B			B SL 87 S SL 88 B SL 87 X FF 94 2-1 G3 ①		C FF 95 B CH 86 S CH 85 F FF 95 B FF 96 X CH 86 2-2 G1-3 ②	4	0	1	1	0	1	1
25 Jason Giambi, L (1, 10) OBP: 0.301, SLG: 0.398		B FF 96 B FF 95 X SI 94 2-0 2-H 1B		C FF 95 S SL 87 F FF 96 F SL 89 F FS 83 S FC 95 0-3 K ③			F FS 89 X SL 85 0-1 G5-3 ②		B SI 95 X FF 96 1-0 F7 ③	4	0	1	1	0	1	1
8 Lonnie Chisenhall, L (1, 5) OBP: 0.277, SLG: 0.383		X FS 89 0-0 F8 ③			S SL 88 B SL 88 F SL 88 F SL 88 C FF 95 1-3 K ①		F FC 94 S FF 96 S FF 95 0-3 K ③			3	0	0	0	0	2	1
11 Drew Stubbs, R (1, 9) OBP: 0.304, SLG: 0.371			B FF 93 C SL 85 F SL 86 B FF 95 C FS 89 2-3 K ①		X SI 91 0-0 F7 ②			F SL 86 C FF 95 B FC 94 S SL 88 1-3 K ①		3	0	0	0	0	2	0

	AB	R	H	RBI	BB	SO	LOB
	32	2	5	2	2	11	6

Inning Stats	1	2	3	4	5	6	7	8	9
R:	0	1	0	1	0	0	0	0	0
E:	0	0	0	0	0	0	0	0	0
K:	0	1	2	3	2	1	1	1	2
S:	6	9	9	16	8	11	7	9	8
H:	0	2	0	2	0	0	0	1	0
LOB:	0	1	0	1	0	1	0	2	0
BB:	0	0	0	0	0	1	0	0	0
P:	11	18	15	19	11	20	9	16	13

	1B	2B	3B	HR	SF	SAC	DP	HBP	PA	WP	PB	SB	CS
	4	1	0	0	0	0	0	0	34	0	0	1	0

PITCHER		IP	WLS	BF	H	R	ER	SO	BB	IBB	HBP	BLK	WP	HR	S	P	ERA	WHIP
19 Aníbal Sánchez, R ERA: 2.58	(1, 1)	7.2		29	4	2	2	11	2	0	0	0	0	0	72	114	2.35	0.783
40 Phil Coke, L ERA: 5.29	(8, 1)	0.0		1	1	0	0	0	0	0	0	0	0	0	1	2	∞	∞
62 Al Alburquerque, R ERA: 4.85	(8, 1)	0.1	W	1	0	0	0	0	0	0	0	0	0	0	2	3	0.00	0.000
53 Joaquín Benoit, R ERA: 1.37	(9, 1)	1.0	S	3	0	0	0	0	0	0	0	0	0	0	8	13	0.00	0.000

PITCHER	IP	WLS	BF	H	R	ER	SO	BB	IBB	HBP	BLK	WP	HR	S	P	ERA	WHIP

Detroit Tigers @ Cleveland Indians

Progressive Field, Cleveland, OH

Tue Aug 06 2013, 7:07 PM - 9:38 PM EDT

Att. 24,676 - Cloudy - 79 F

TOP

livebaseballscorecards.com

Batter	1	2	3	4	5	6	7	8	9	AB	R	H	RBI	BB	SO	LOB
14 Austin Jackson, R (1, 8) OBP: 0.330, SLG: 0.383	G6-3		K		48 FC6-4 1B	K			G6-3	5	0	1	0	0	2	0
48 Torii Hunter, R (1, 9) OBP: 0.345, SLG: 0.477	G4-3		K		FC6-4 24 2B	G6-3			G4-3	5	1	0	1	0	1	1
24 Miguel Cabrera, R (1, 5) OBP: 0.455, SLG: 0.665 26 Hernán Pérez, R (9, 4) OBP: 0.289, SLG: 0.333	G5-3		28 FC6-4 1B		28 G3 32 HR 2B		K			4 0	1 0	2 0	1 0	0 0	1 0	0 0
28 Prince Fielder, L (1, 3) OBP: 0.352, SLG: 0.431		32 1B 41 BB BB	FC6-4		G3 2-3		L8			3	0	0	0	1	0	2
41 Victor Martinez, S (1, 10) OBP: 0.330, SLG: 0.397		32 1B BB		G3	32 HR HBP		G6-3			2	1	0	0	1	0	0
32 Don Kelly, L (1, 7) OBP: 0.346, SLG: 0.399		39 FC6-4 1B		1 FC6-4 1B	HR			G5-3		4	1	3	3	0	0	0
13 Alex Avila, L (1, 2) OBP: 0.293, SLG: 0.347		K		F7	1 FC6-4 1B			K		4	0	1	0	0	2	4
1 Jose Iglesias, R (1, 6) OBP: 0.360, SLG: 0.402		K		FC6-4	FC6-4			K		4	0	0	0	0	2	5
39 Ramon Santiago, S (1, 4) OBP: 0.281, SLG: 0.281 (9, 5)		FC6-4			14 1B 48 FC6-4 HBP	G4-3			G6-3	3	1	0	0	0	0	3
Inning Stats	R: 0 E: 0 K: 0 S: 7 H: 0 LOB: 0 BB: 0 P: 8	R: 0 E: 0 K: 2 S: 13 H: 1 LOB: 3 BB: 2 P: 26	R: 0 E: 0 K: 2 S: 10 H: 1 LOB: 1 BB: 0 P: 12	R: 0 E: 0 K: 0 S: 10 H: 1 LOB: 1 BB: 0 P: 13	R: 5 E: 0 K: 0 S: 11 H: 4 LOB: 1 BB: 0 P: 18	R: 0 E: 0 K: 1 S: 9 H: 0 LOB: 0 BB: 0 P: 12	R: 0 E: 0 K: 1 S: 8 H: 0 LOB: 0 BB: 0 P: 11	R: 0 E: 0 K: 2 S: 7 H: 0 LOB: 0 BB: 0 P: 10	R: 0 E: 0 K: 0 S: 9 H: 0 LOB: 0 BB: 0 P: 14	1B: 5 2B: 1 3B: 0 HR: 1	SF: 0 SAC: 0 DP: 0 HBP: 2			WP: 0 PB: 0 SB: 0 CS: 0	PA: 38		

	AB	34
	R	5
	H	7
	RBI	5
	BB	2
	SO	8
	LOB	15

PITCHER		IP	WLS	BF	H	R	ER	SO	BB	IBB	HBP	BLK	WP	HR	S	P	ERA	WHIP
63 Justin Masterson, R ERA: 3.46	(1, 1)	7.0	L	32	7	5	5	6	2	0	2	0	0	1	68	100	6.43	1.286
35 Marc Rzepczynski, L ERA: 6.39	(8, 1)	1.0		3	0	0	0	2	0	0	0	0	0	0	7	10	0.00	0.000
32 Matt Albers, R ERA: 3.7	(9, 1)	1.0		3	0	0	0	0	0	0	0	0	0	0	9	14	0.00	0.000

PITCHER	IP	WLS	BF	H	R	ER	SO	BB	IBB	HBP	BLK	WP	HR	S	P	ERA	WHIP

BOTTOM

Detroit Tigers @ Cleveland Indians

Progressive Field, Cleveland, OH

Tue Aug 06 2013, 7:07 PM - 9:38 PM EDT

Att. 24,676 - Cloudy - 79 F

livebaseballscorecards.com

Batter	1	2	3	4	5	6	7	8	9	AB	R	H	RBI	BB	SO	LOB
24 Michael Bourn, L (1, 8) OBP: 0.333, SLG: 0.370	B FF 93 B FF 93 F FF 92 C FF 94 X FF 97 2-2 22 G5-4-3 1B		C FF 94 X CU 78 0-1 ② G3-1			T FF 97 B CU 79 C CU 80 B CU 82 X CH 86 2-2 22 S 1-2 1B		C FF 97 X CU 82 0-1 ③ G4-3		4	0	2	0	0	0	0
33 Nick Swisher, S (1, 3) OBP: 0.340, SLG: 0.386	1 SAFE B FF 94 1 SAFE B CH 85 1 SAFE C FF 94 1 SAFE S FF 96 S FF 97 2-3 ① K		B FF 94 B FF 96 B FF 95 C FF 92 X FF 93 3-1 ③ G4-3			C CH 88 X CH 87 0-1 ① F9 2-3			X SI 94 0-0 ① F7	4	0	0	0	0	1	3
22 Jason Kipnis, L (1, 4) OBP: 0.371, SLG: 0.490	S CH 87 B CH 88 B CH 87 X FF 96 2-1 ②③ G5-4-3 1-2f			B FF 93 S FF 94 B FF 95 C FF 95 F FF 96 F FF 95 F FF 98 C FF 97 2-3 ① K		F FF 99 B SI 90 C SL 84 F FF 100 D SL 91 C SL 84 2-3 ② K 1-2			B SI 94 S FS 86 F FS 86 B CU 77 S CU 77 2-3 ② K	4	0	0	0	0	3	3
13 Asdrúbal Cabrera, S (1, 6) OBP: 0.299, SLG: 0.397		B FF 92 C FF 92 X FF 94 1-1 23 1B 41 FC3-5-2 2B		C CU 80 B FF 98 F FF 97 S FF 98 1-3 ② K		B CU 82 B FF 98 C FF 99 S FF 98 X FF 100 2-2 ③ G4-3			X SI 95 0-0 ③ G3	4	0	1	0	0	1	2
23 Michael Brantley, L (1, 7) OBP: 0.332, SLG: 0.386		C FF 95 X CU 81 0-1 ① 41 FC3-5-2 9 G4-3 2-3 1B		C CU 80 F SL 89 F FF 97 F FF 99 B FF 98 B SL 92 X CU 82 2-2 ③ G6-3			B CH 85 B FF 96 F FF 96 B FF 96 F FF 94 S FF 96 3-3 ① K			3	1	1	0	0	1	0
41 Carlos Santana, S (1, 10) OBP: 0.372, SLG: 0.452		B CH 87 F CH 87 T FF 97 F SL 83 D SL 91 X SL 90 2-2 ① FC3-5-2 9 G4-3 1-3 3-H			C FF 95 B FF 95 C FF 95 B CU 82 X CU 80 2-2 ① G1-3		C FF 98 X CU 82 0-1 ② G3-1			3	0	0	0	0	0	2
9 Ryan Raburn, R (1, 9) OBP: 0.370, SLG: 0.565		F FF 98 X SL 92 0-1 ② G4-3 2-3 3-H			B CU 82 C CU 81 B FF 98 S FF 98 S FF 99 2-3 ② K		C FF 96 B FF 96 F FF 97 B FF 98 C CU 82 2-3 ③ K			3	0	0	1	0	2	1
8 Lonnie Chisenhall, L (1, 5) OBP: 0.273, SLG: 0.377		X FF 98 0-0 ③ P2			B FF 98 F FF 98 B CH 87 S CH 85 B CU 82 F FF 98 X FF 98 3-2 ③ P5			C FF 96 F FF 97 X CU 82 0-2 ① F7		3	0	0	0	0	0	1
10 Yan Gomes, R (1, 2) OBP: 0.345, SLG: 0.522			B CU 79 X FF 94 1-0 ① P4			C SL 84 H CU 80 1-1 33 F9 24 1B HBP		X FF 97 0-0 ② P3		2	0	0	0	0	0	0
Inning Stats	R: 0 E: 0 K: 1 S: 8 H: 1 LOB: 0 BB: 0 P: 14	R: 1 E: 0 K: 0 S: 11 H: 2 LOB: 1 BB: 0 P: 14	R: 0 E: 0 K: 0 S: 5 H: 0 LOB: 0 BB: 0 P: 9	R: 0 E: 0 K: 2 S: 14 H: 0 LOB: 0 BB: 0 P: 19	R: 0 E: 0 K: 1 S: 10 H: 0 LOB: 0 BB: 0 P: 17	R: 0 E: 0 K: 1 S: 13 H: 1 LOB: 2 BB: 0 P: 20	R: 0 E: 0 K: 2 S: 8 H: 0 LOB: 0 BB: 0 P: 13	R: 0 E: 0 K: 0 S: 6 H: 0 LOB: 0 BB: 0 P: 6	R: 0 E: 0 K: 1 S: 5 H: 0 LOB: 0 BB: 0 P: 7	1B: 3 2B: 1 3B: 0 HR: 0 SF: 0 SAC: 0 DP: 1 HBP: 1						

	AB	30
	R	1
	H	4
	RBI	1
	BB	0
	SO	8
	LOB	12

PITCHER		IP	WLS	BF	H	R	ER	SO	BB	IBB	HBP	BLK	WP	HR	S	P	ERA	WHIP
35 Justin Verlander, R ERA: 3.5	(1, 1)	8.0	W	28	4	1	1	7	0	0	1	0	0	0	75	112	1.12	0.500
31 Jose Veras, R ERA: 2.66	(9, 1)	1.0		3	0	0	0	1	0	0	0	0	0	0	5	7	0.00	0.000

PITCHER	IP	WLS	BF	H	R	ER	SO	BB	IBB	HBP	BLK	WP	HR	S	P	ERA	WHIP

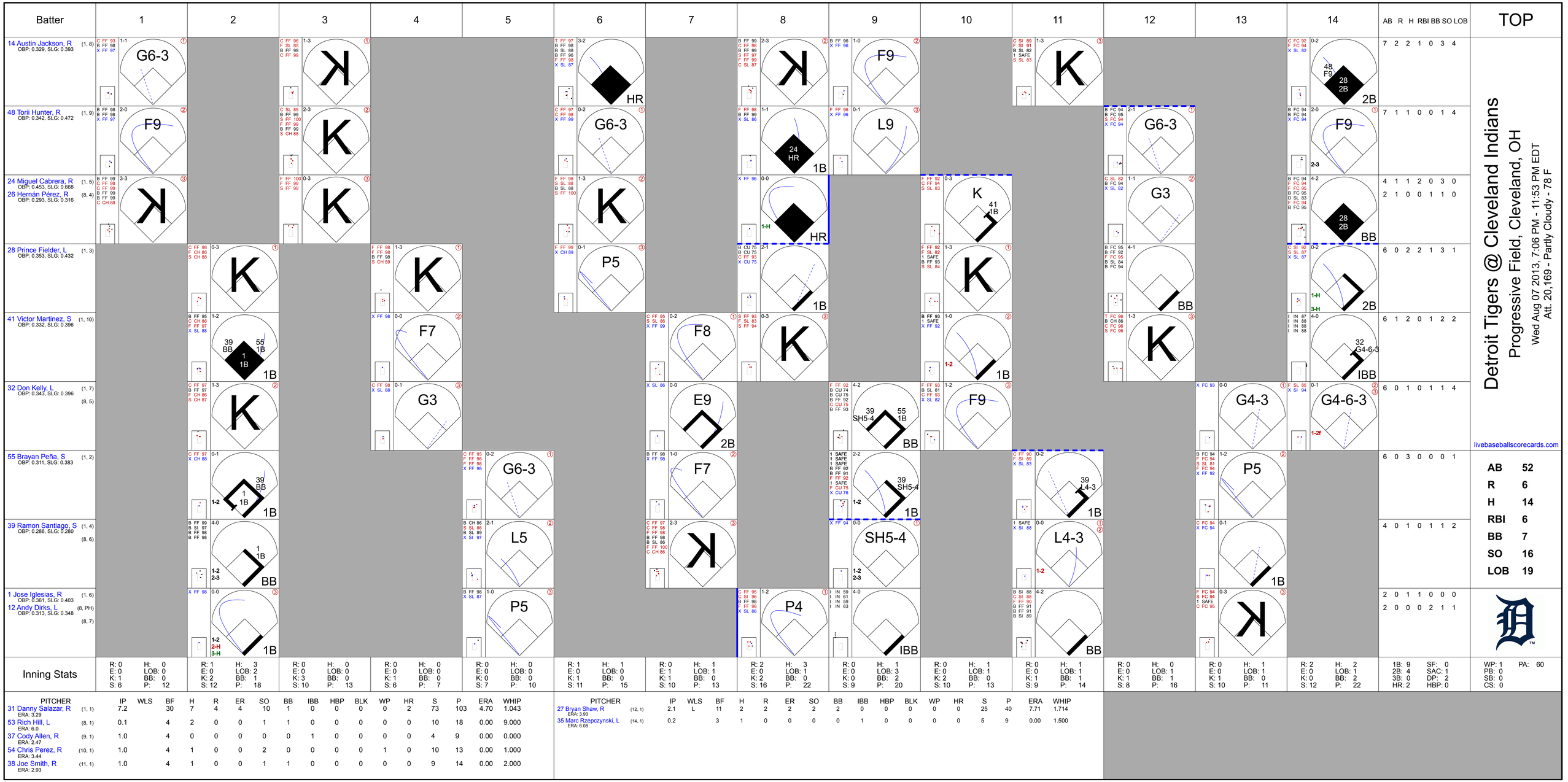
Batter
1
2
3
4
5
6
7
8
9
10
11
12
13
14
AB R H RBI BB SO LOB
TOP
14 Austin Jackson, R (1, 8) OBP: 0.329, SLG: 0.393
G6-3
F9
48 F9 28 2B 2B
7 2 2 1 0 3 4
48 Torii Hunter, R (1, 9) OBP: 0.342, SLG: 0.472
F9
G6-3
L9
G6-3
F9
2-3
7 1 1 0 0 1 4
24 Miguel Cabrera, R (1, 5) OBP: 0.453, SLG: 0.668
26 Hernán Pérez, R (8, 4) OBP: 0.293, SLG: 0.316
HR
1-H
K 41 1B
G3
28 2B BB
4 1 1 2 0 3 0
2 1 0 0 1 1 0
28 Prince Fielder, L (1, 3) OBP: 0.353, SLG: 0.432
P5
1B
BB
1-H 3-H 2B
6 0 2 2 1 3 1
41 Victor Martinez, S (1, 10) OBP: 0.332, SLG: 0.396
39 BB 55 1B 1 1B 1B
F7
F8
1-2
32 G4-6-3 IBB
6 1 2 0 1 2 2
32 Don Kelly, L (1, 7) (8, 5) OBP: 0.343, SLG: 0.396
E9
39 SH5-4 55 1B BB
G4-3
G4-6-3
1-2f
6 0 1 0 1 1 4
livebaseballscorecards.com
55 Brayan Peña, S (1, 2) OBP: 0.311, SLG: 0.383
G6-3
F7
39 BB 1 1B 1B
1-2
39 L4-3 1B
P5
6 0 3 0 0 0 1
AB 52
39 Ramon Santiago, S (1, 4) (8, 6) OBP: 0.286, SLG: 0.280
L5
SH5-4
L4-3
1B
4 0 1 0 1 1 2
R 6
1 Jose Iglesias, R (1, 6) OBP: 0.361, SLG: 0.403
12 Andy Dirks, L (8, PH) (8, 7) OBP: 0.313, SLG: 0.348
P5
P4
IBB
BB
2 0 1 1 0 0 0
2 0 0 0 2 1 1
H 14
RBI 6
BB 7
SO 16
LOB 19
Inning Stats
R: 0 H: 0 E: 0 LOB: 0 K: 1 BB: 0 S: 6 P: 12
R: 1 H: 3 E: 0 LOB: 2 K: 2 BB: 1 S: 12 P: 18
R: 0 H: 0 E: 0 LOB: 0 K: 3 BB: 0 S: 10 P: 13
R: 0 H: 0 E: 0 LOB: 0 K: 1 BB: 0 S: 6 P: 7
R: 0 H: 0 E: 0 LOB: 0 K: 0 BB: 0 S: 7 P: 10
R: 1 H: 1 E: 0 LOB: 0 K: 1 BB: 0 S: 11 P: 15
R: 0 H: 1 E: 1 LOB: 0 K: 1 BB: 0 S: 10 P: 13
R: 2 H: 3 E: 0 LOB: 1 K: 2 BB: 0 S: 16 P: 22
R: 0 H: 1 E: 0 LOB: 3 K: 0 BB: 2 S: 9 P: 20
R: 0 H: 1 E: 0 LOB: 1 K: 2 BB: 0 S: 10 P: 13
R: 0 H: 1 E: 0 LOB: 1 K: 1 BB: 1 S: 9 P: 14
R: 0 H: 0 E: 0 LOB: 1 K: 1 BB: 1 S: 8 P: 16
R: 0 H: 1 E: 0 LOB: 1 K: 1 BB: 0 S: 10 P: 11
R: 2 H: 2 E: 0 LOB: 1 K: 0 BB: 2 S: 12 P: 22
1B: 9 SF: 0 2B: 4 SAC: 1 3B: 0 DP: 2 HR: 2 HBP: 0
WP: 1 PA: 60 PB: 0 SB: 0 CS: 0
PITCHER IP WLS BF H R ER SO BB IBB HBP BLK WP HR S P ERA WHIP
31 Danny Salazar, R (1, 1) ERA: 3.29 7.2 30 7 4 4 10 1 0 0 0 0 2 73 103 4.70 1.043
53 Rich Hill, L (8, 1) ERA: 6.0 0.1 4 2 0 0 1 1 0 0 0 0 0 10 18 0.00 9.000
37 Cody Allen, R (9, 1) ERA: 2.47 1.0 4 0 0 0 0 0 1 0 0 0 0 4 9 0.00 0.000
54 Chris Perez, R (10, 1) ERA: 3.44 1.0 4 1 0 0 2 0 0 0 0 1 0 10 13 0.00 1.000
38 Joe Smith, R (11, 1) ERA: 2.93 1.0 4 1 0 0 1 1 0 0 0 0 0 9 14 0.00 2.000
PITCHER IP WLS BF H R ER SO BB IBB HBP BLK WP HR S P ERA WHIP
27 Bryan Shaw, R (12, 1) ERA: 3.93 2.1 L 11 2 2 2 2 2 0 0 0 0 0 25 40 7.71 1.714
35 Marc Rzepczynski, L (14, 1) ERA: 6.08 0.2 3 1 0 0 0 0 1 0 0 0 0 5 9 0.00 1.500
Detroit Tigers @ Cleveland Indians
Progressive Field, Cleveland, OH
Wed Aug 07 2013, 7:06 PM - 11:53 PM EDT
Att. 20,169 - Partly Cloudy - 78 F

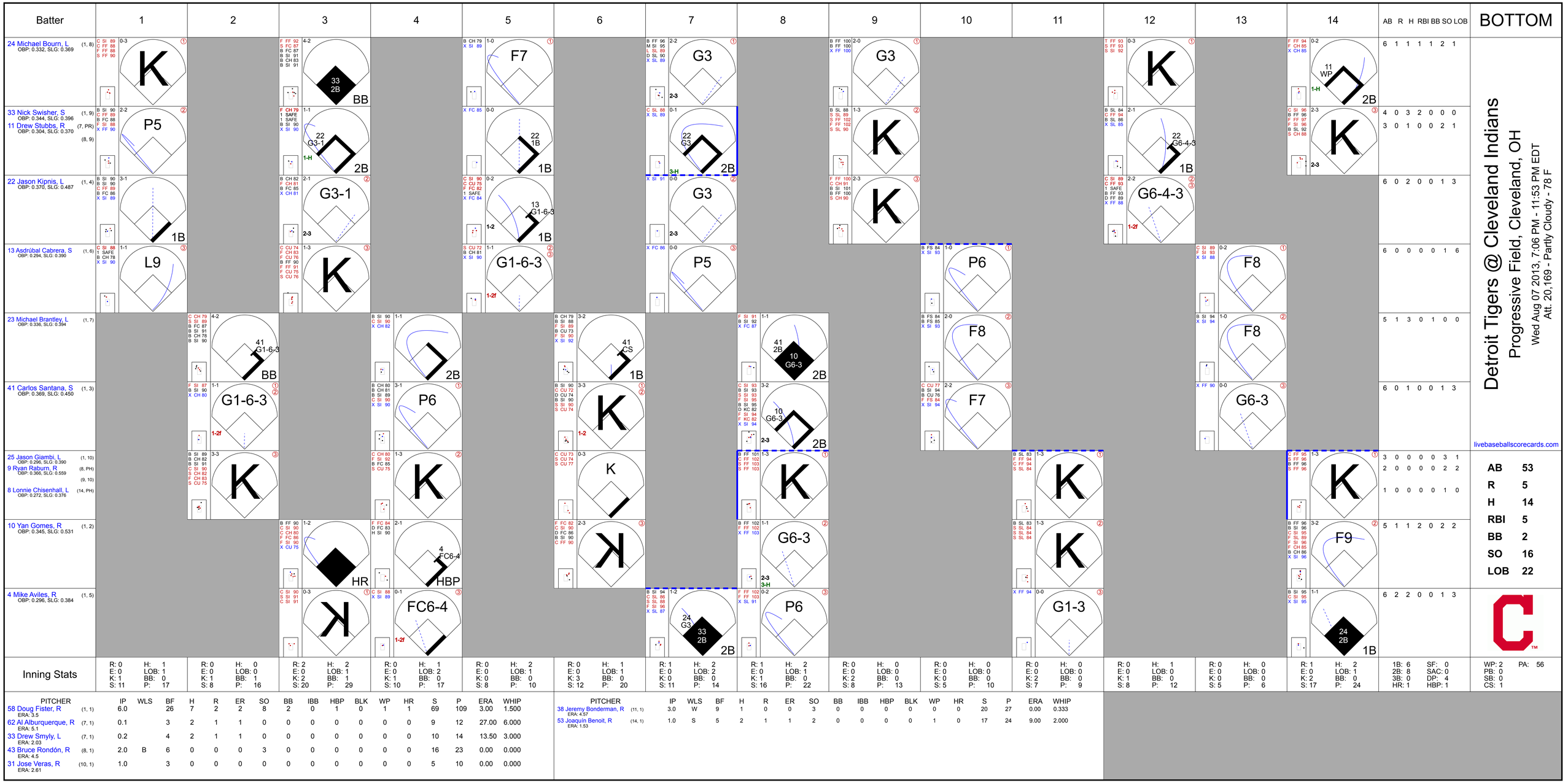
Batter
1
2
3
4
5
6
7
8
9
10
11
12
13
14
AB R H RBI BB SO LOB
BOTTOM
24 Michael Bourn, L (1, 8) OBP: 0.332, SLG: 0.369
33 Nick Swisher, S (1, 9) OBP: 0.344, SLG: 0.396
11 Drew Stubbs, R (7, PR) (8, 9) OBP: 0.304, SLG: 0.370
22 Jason Kipnis, L (1, 4) OBP: 0.370, SLG: 0.487
13 Asdrúbal Cabrera, S (1, 6) OBP: 0.294, SLG: 0.390
23 Michael Brantley, L (1, 7) OBP: 0.336, SLG: 0.394
41 Carlos Santana, S (1, 3) OBP: 0.369, SLG: 0.450
25 Jason Giambi, L (1, 10) OBP: 0.296, SLG: 0.390
9 Ryan Raburn, R (8, PH) (9, 10) OBP: 0.366, SLG: 0.559
8 Lonnie Chisenhall, L (14, PH) OBP: 0.272, SLG: 0.376
10 Yan Gomes, R (1, 2) OBP: 0.345, SLG: 0.531
4 Mike Aviles, R (1, 5) OBP: 0.296, SLG: 0.384
6 1 1 1 1 2 1
4 0 3 2 0 0 0
3 0 1 0 0 2 1
6 0 2 0 0 1 3
6 0 0 0 0 1 6
5 1 3 0 1 0 0
6 0 1 0 0 1 3
3 0 0 0 0 3 1
2 0 0 0 0 2 2
1 0 0 0 0 1 0
5 1 1 2 0 2 2
6 2 2 0 0 1 3
Detroit Tigers @ Cleveland Indians
Progressive Field, Cleveland, OH
Wed Aug 07 2013, 7:06 PM - 11:53 PM EDT
Att. 20,169 - Partly Cloudy - 78 F
livebaseballscorecards.com
AB 53
R 5
H 14
RBI 5
BB 2
SO 16
LOB 22
Inning Stats
1: R: 0 E: 0 K: 1 S: 11 | H: 1 LOB: 1 BB: 0 P: 17
2: R: 0 E: 0 K: 1 S: 8 | H: 0 LOB: 0 BB: 1 P: 16
3: R: 2 E: 0 K: 2 S: 20 | H: 2 LOB: 1 BB: 1 P: 29
4: R: 0 E: 0 K: 1 S: 10 | H: 1 LOB: 2 BB: 0 P: 17
5: R: 0 E: 0 K: 0 S: 8 | H: 2 LOB: 1 BB: 0 P: 10
6: R: 0 E: 0 K: 3 S: 12 | H: 1 LOB: 1 BB: 0 P: 20
7: R: 1 E: 0 K: 0 S: 11 | H: 2 LOB: 2 BB: 0 P: 14
8: R: 1 E: 0 K: 1 S: 16 | H: 2 LOB: 1 BB: 0 P: 22
9: R: 0 E: 0 K: 2 S: 8 | H: 0 LOB: 0 BB: 0 P: 13
10: R: 0 E: 0 K: 0 S: 5 | H: 0 LOB: 0 BB: 0 P: 10
11: R: 0 E: 0 K: 2 S: 7 | H: 0 LOB: 0 BB: 0 P: 9
12: R: 0 E: 0 K: 1 S: 8 | H: 1 LOB: 0 BB: 0 P: 12
13: R: 0 E: 0 K: 0 S: 5 | H: 0 LOB: 0 BB: 0 P: 6
14: R: 1 E: 0 K: 2 S: 17 | H: 2 LOB: 1 BB: 0 P: 24
1B: 6 2B: 8 3B: 0 HR: 1
SF: 0 SAC: 0 DP: 4 HBP: 1
WP: 2 PB: 0 SB: 0 CS: 1
PA: 56
PITCHER IP WLS BF H R ER SO BB IBB HBP BLK WP HR S P ERA WHIP
58 Doug Fister, R (1, 1) ERA: 3.5 6.0 26 7 2 2 8 2 0 1 0 1 1 69 109 3.00 1.500
62 Al Alburquerque, R (7, 1) ERA: 5.1 0.1 3 2 1 1 0 0 0 0 0 0 0 9 12 27.00 6.000
33 Drew Smyly, L (7, 1) ERA: 2.03 0.2 4 2 1 1 0 0 0 0 0 0 0 10 14 13.50 3.000
43 Bruce Rondón, R (8, 1) ERA: 4.5 2.0 B 6 0 0 0 3 0 0 0 0 0 0 16 23 0.00 0.000
31 Jose Veras, R (10, 1) ERA: 2.61 1.0 3 0 0 0 0 0 0 0 0 0 0 5 10 0.00 0.000
PITCHER IP WLS BF H R ER SO BB IBB HBP BLK WP HR S P ERA WHIP
38 Jeremy Bonderman, R (11, 1) ERA: 4.57 3.0 W 9 1 0 0 3 0 0 0 0 0 0 20 27 0.00 0.333
53 Joaquín Benoit, R (14, 1) ERA: 1.53 1.0 S 5 2 1 1 2 0 0 0 0 1 0 17 24 9.00 2.000

Detroit Tigers @ Cleveland Indians

Progressive Field, Cleveland, OH

Thu Aug 08 2013, 7:07 PM - 10:08 PM EDT

Att. 25,131 - Overcast - 73 F

TOP

livebaseballscorecards.com

Batter	1	2	3	4	5	6	7	8	9	AB	R	H	RBI	BB	SO	LOB
14 Austin Jackson, R (1, 8) OBP: 0.332, SLG: 0.399	K		BB	3B	P4		1B			4	2	2	0	1	1	2
12 Andy Dirks, L (1, 7) (9, 9) OBP: 0.314, SLG: 0.352	G3		K	2B	P6		1B			5	1	2	1	0	1	5
24 Miguel Cabrera, R (1, 5) OBP: 0.454, SLG: 0.666	P3		BB	BB	1B		L8			3	1	1	3	2	0	2
28 Prince Fielder, L (1, 3) OBP: 0.354, SLG: 0.436		G4-3 2B	2B	L9	L8			G4-3		5	1	2	2	0	0	3
41 Victor Martinez, S (1, 10) OBP: 0.333, SLG: 0.399		G4-3	2B	1B		F7		F7		5	1	2	3	0	0	1
32 Don Kelly, L (1, 9) (9, 4) OBP: 0.339, SLG: 0.385		G6-3	BB	FC4-6		P5		F7		4	0	0	0	1	0	3
13 Alex Avila, L (1, 2) OBP: 0.290, SLG: 0.343 55 Brayan Peña, S (5, 2) OBP: 0.307, SLG: 0.378	K	L9	F8			G3			G3-1	3 2	0 0	0 0	0 0	0 0	1 0	5 0
39 Ramon Santiago, S (1, 6) OBP: 0.292, SLG: 0.281 18 Matt Tuiasosopo, R (9, PH) OBP: 0.404, SLG: 0.531 (9, 7)		BB E4		1B			G3-1		K	3 1	2 0	1 0	0 0	1 0	0 1	1 0
26 Hernán Pérez, R (1, 4) OBP: 0.304, SLG: 0.326 (9, 6)		1B G6-3		1B			G6-3		G4-3	5	2	2	0	0	0	2
AB 40																
R 10																
H 12																
RBI 9																
BB 5																
SO 4																
LOB 24																

Inning Stats	1	2	3	4	5	6	7	8	9
	R: 0 E: 0 K: 1 S: 10	R: 0 E: 0 K: 1 S: 8	R: 6 E: 1 K: 1 S: 22	R: 2 E: 0 K: 0 S: 16	R: 2 E: 0 K: 0 S: 13	R: 0 E: 0 K: 0 S: 4	R: 0 E: 0 K: 0 S: 9	R: 0 E: 0 K: 0 S: 9	R: 0 E: 0 K: 1 S: 8
	H: 0 LOB: 0 BB: 0 P: 12	H: 1 LOB: 1 BB: 0 P: 13	H: 3 LOB: 2 BB: 4 P: 46	H: 3 LOB: 2 BB: 1 P: 25	H: 3 LOB: 1 BB: 0 P: 21	H: 0 LOB: 0 BB: 0 P: 7	H: 2 LOB: 2 BB: 0 P: 13	H: 0 LOB: 0 BB: 0 P: 17	H: 0 LOB: 0 BB: 0 P: 13

1B: 7 2B: 4 3B: 1 HR: 0 | SF: 0 SAC: 0 DP: 0 HBP: 0

WP: 0 PB: 0 SB: 0 CS: 0 | PA: 45

PITCHER		IP	WLS	BF	H	R	ER	SO	BB	IBB	HBP	BLK	WP	HR	S	P	ERA	WHIP
34 Zach McAllister, R ERA: 3.9	(1, 1)	2.1	L	15	4	6	5	3	4	0	0	0	0	0	32	61	19.29	3.429
36 Preston Guilmet, R ERA: 10.8	(3, 1)	2.2		16	6	4	4	0	1	0	0	0	0	0	37	56	13.50	2.625
32 Matt Albers, R ERA: 3.53	(6, 1)	2.0		8	2	0	0	0	0	0	0	0	0	0	13	20	0.00	1.000
35 Marc Rzepczynski, L ERA: 5.65	(8, 1)	1.0		3	0	0	0	0	0	0	0	0	0	0	9	17	0.00	0.000
9 Ryan Raburn, R ERA:	(9, 1)	1.0		3	0	0	0	1	0	0	0	0	0	0	8	13	0.00	0.000

PITCHER		IP	WLS	BF	H	R	ER	SO	BB	IBB	HBP	BLK	WP	HR	S	P	ERA	WHIP

Detroit Tigers @ Cleveland Indians

Progressive Field, Cleveland, OH

Thu Aug 08 2013, 7:07 PM - 10:08 PM EDT

Att. 25,131 - Overcast - 73 F

livebaseballscorecards.com

BOTTOM

Batter	1	2	3	4	5	6	7	8	9	AB	R	H	RBI	BB	SO	LOB
24 Michael Bourn, L (1, 8) OBP: 0.332, SLG: 0.368	C FF 90 B CU 78 C CU 78 B FF 93 B FF 94 X FF 94 3-2 ① F7			C FF 92 X CH 83 0-1 13 2B 1B		S CH 83 X FF 94 0-1 ① F9		F FF 95 F SI 96 C FF 97 0-3 ② K		4	1	1	0	0	1	0
33 Nick Swisher, S (1, 3) OBP: 0.340, SLG: 0.391	F FF 92 B CH 86 X FF 94 1-1 ② F8			F CH 84 B FF 93 F FF 96 F CU 78 B FF 95 C CH 84 2-3 ① K		B CH 84 C CH 85 X FF 94 1-1 ② G4-3		S SI 99 X SL 90 0-1 ③ G4-3		4	0	0	0	0	1	1
22 Jason Kipnis, L (1, 10) OBP: 0.371, SLG: 0.490	C FF 90 C CH 83 S CH 85 0-3 ③ K			C FF 91 X FF 93 0-1 ② L8		C CH 84 F FF 94 B SL 88 B FF 96 X FF 95 2-2 13 DI 13 2B 1B			B SI 95 B FF 95 X SI 94 2-0 13 F8 23 E 2B	4	2	2	0	0	1	1
13 Asdrúbal Cabrera, S (1, 6) OBP: 0.297, SLG: 0.397		B CU 77 X FF 94 1-0 ① L3		X CH 83 0-0 1-H 2B		C FF 95 T FF 96 F FF 96 B CH 84 B CH 87 F CH 88 F FF 97 X CH 88 2-2 1-H 2B			C SI 96 S FF 94 F FF 96 B CH 88 F CH 86 X FF 97 1-2 ① F8 2-3	4	0	2	2	0	0	1
23 Michael Brantley, L (1, 7) OBP: 0.336, SLG: 0.393		C FF 92 C FF 92 B CU 79 F CH 85 B FF 94 B CH 86 X FF 95 3-2 ② L3		C FF 95 D SL 81 B FF 96 S FF 88 F CH 85 F CH 87 X FF 96 2-2 ③ L8		F FF 94 F FF 96 F SL 81 B FF 96 F CU 80 F FF 96 X CH 88 1-2 ③ F7			C FF 96 F FF 96 B SL 84 F FF 96 X SI 96 1-2 3-H ① E1 1B	4	0	1	0	0	0	2
41 Carlos Santana, S (1, 2) OBP: 0.368, SLG: 0.447		B FF 92 F CH 84 B CU 79 B FF 93 S CH 85 X FF 96 3-2 ③ P6			B FF 93 C CH 84 B CH 85 B FF 93 B FF 93 4-1 4 G4-3 8 G1-3 BB		X FF 91 0-0 ① F7		X SI 96 0-0 ② L9	3	0	0	0	1	0	1
8 Lonnie Chisenhall, L (1, 5) OBP: 0.267, SLG: 0.368			C FF 91 B CH 84 F FF 92 X FF 93 1-2 ① F9		B CH 85 B FF 95 X FF 95 2-0 ① G1-3 1-2		C FF 90 X CH 83 0-1 ② G4-3		F FF 96 S FF 97 F FF 97 F SI 97 F SL 85 X SL 83 0-2 ③ F9	4	0	0	0	0	0	2
4 Mike Aviles, R (1, 4) OBP: 0.292, SLG: 0.380			C SL 84 F FF 94 S SL 86 0-3 ② K		C FF 96 F FF 96 B SL 87 X FF 97 1-2 ② G4-3 2-3		C SL 83 S SL 85 F FF 95 S SL 84 0-3 ③ K			3	0	0	0	0	2	1
11 Drew Stubbs, R (1, 9) OBP: 0.302, SLG: 0.367			C FF 91 C FF 93 C SL 86 0-3 ③ K		X SL 86 0-0 ③ G4-3			C SI 94 B FF 96 F SL 87 B SL 89 B SL 89 X SI 95 3-2 ① G6-3		3	0	0	0	0	1	1

AB	33
R	3
H	6
RBI	2
BB	1
SO	6
LOB	10

Inning Stats	1	2	3	4	5	6	7	8	9	1B: 3	SF: 0	WP: 0	PA: 34
	R: 0 E: 0 K: 1 S: 8 H: 0 LOB: 0 BB: 0 P: 12	R: 0 E: 0 K: 0 S: 8 H: 0 LOB: 0 BB: 0 P: 15	R: 0 E: 0 K: 2 S: 9 H: 0 LOB: 0 BB: 0 P: 10	R: 1 E: 0 K: 1 S: 14 H: 2 LOB: 1 BB: 0 P: 18	R: 0 E: 0 K: 0 S: 6 H: 0 LOB: 1 BB: 1 P: 13	R: 1 E: 0 K: 0 S: 19 H: 2 LOB: 1 BB: 0 P: 25	R: 0 E: 0 K: 1 S: 7 H: 0 LOB: 0 BB: 0 P: 7	R: 0 E: 0 K: 1 S: 8 H: 0 LOB: 0 BB: 0 P: 11	R: 1 E: 1 K: 0 S: 17 H: 2 LOB: 1 BB: 0 P: 21	2B: 3 3B: 0 HR: 0	SAC: 0 DP: 0 HBP: 0	PB: 0 SB: 0 CS: 0	

PITCHER		IP	WLS	BF	H	R	ER	SO	BB	IBB	HBP	BLK	WP	HR	S	P	ERA	WHIP
37 Max Scherzer, R ERA: 2.84	(1, 1)	7.0	W	26	4	2	2	5	1	0	0	0	0	0	71	100	2.57	0.714
62 Al Alburquerque, R ERA: 4.94	(8, 1)	1.0		3	0	0	0	1	0	0	0	0	0	0	8	11	0.00	0.000
40 Phil Coke, L ERA: 5.4	(9, 1)	1.0		5	2	1	1	0	0	0	0	0	0	0	17	21	9.00	2.000

PITCHER	IP	WLS	BF	H	R	ER	SO	BB	IBB	HBP	BLK	WP	HR	S	P	ERA	WHIP

Batter	1	2	3	4	5	6	7	8	9	AB	R	H	RBI	BB	SO	LOB
39 JB Shuck, L (1, 7) OBP: 0.333, SLG: 0.374	B SI 91 C SI 91 X SI 92 1-1 19 1B 44 1B 1B	B SI 91 C SI 91 B SI 92 F SI 90 X SL 85 2-2 ① G5-3		C SI 93 F CH 82 1 SAFE P PO 88 F FF 95 F SI 92 1 SAFE B FF 94 D SI 94 3-3 ③ S SI 94 K			B CH 87 X FF 96 1-0 ②③ G6-4-3 1-2f			4	1	1	0	0	1	2
56 Kole Calhoun, L (7, 9) OBP: 0.390, SLG: 0.595										0	0	0	0	0	0	0
19 Collin Cowgill, R (1, 9) OBP: 0.245, SLG: 0.364 (7, 7)	C SI 91 D CH 80 1 SAFE B SI 92 B SL 89 C SI 92 1 SAFE F SI 93 X SI 92 3-2 27 BB 44 1B 1-3 1B	B SI 91 C CH 80 B SI 92 C SI 91 F CH 80 S SI 90 2-3 ② K			C FF 96 B FF 95 C FF 97 S SL 88 1-3 ① K			X FF 97 0-0 ① G5-3		4	1	1	0	0	2	0
27 Mike Trout, R (1, 8) OBP: 0.425, SLG: 0.578	F SI 93 B SI 94 D SI 91 C SI 95 F SI 94 1 SAFE B CH 81 B SI 94 4-2 32 S 44 1B 32 HR 1-2 BB	C CH 81 F SI 93 C CU 76 0-3 ③ K			C FF 97 F SI 95 S SL 87 0-3 ② K			C FF 97 B CH 89 B FF 96 B CH 89 B FF 96 4-1 44 S BB		2	1	0	0	2	2	0
44 Mark Trumbo, R (1, 3) OBP: 0.307, SLG: 0.465	S CH 81 D SL 87 B SI 94 S SI 94 F SI 95 X SI 94 2-2 32 HR 1-2 2-H 3-H 1B	B SL 85 X SL 88 1-0 ① F8			F FF 97 F FF 97 B FF 98 X FF 98 1-2 ③ G4-3			1 SAFE C FF 95 F SL 85 B SI 97 S CH 89 1-3 ② K 1-2		4	1	1	2	0	1	1
8 Chris Nelson, R (1, 5) OBP: 0.281, SLG: 0.317	C SI 94 F SI 93 S SI 95 0-3 ① K	X SI 89 0-0 ② F7				C FF 95 S SL 85 X FF 97 0-2 ① G3		S SL 86 C FF 96 B SL 88 S CH 90 1-3 ③ K		4	0	0	0	0	2	3
32 Josh Hamilton, L (1, 10) OBP: 0.275, SLG: 0.404	F SI 95 B SI 95 S SL 87 D SL 85 X SI 95 2-2 1-H 2-H HR	C SI 93 B SL 84 B SL 84 S CH 83 X SI 95 2-2 ③ F8				B FF 96 S CH 88 C FF 96 B CH 90 B FF 97 F CH 89 F FF 97 B CU 81 4-2 2 G4-6-3 BB			C CH 86 S SL 84 B FF 96 B CH 89 B CH 89 F FF 95 B CH 89 4-2 2 G5-3 BB	2	1	1	3	2	0	0
2 Erick Aybar, S (1, 6) OBP: 0.317, SLG: 0.388	B SI 94 B SI 93 X SI 93 2-0 1B			X SI 87 0-0 17 CS 1B		F FF 96 X FF 96 0-1 ②③ G4-6-3 1-2f			X SI 95 0-0 ① G5-3 1-2	4	0	2	0	0	0	2
17 Chris Iannetta, R (1, 2) OBP: 0.355, SLG: 0.340	F SI 93 B CH 81 S SI 95 1 SAFE X CH 80 1-2 ② F8			1 SAFE B SI 93 B SI 92 X SI 94 2-0 ①② L9 1-2			B CU 79 X FF 96 1-0 39 G6-4-3 1B		F FF 95 D CH 89 X SI 94 1-1 ② P4	4	0	1	0	0	0	3
10 Grant Green, R (1, 4) OBP: 0.214, SLG: 0.125	B SI 93 X SL 88 1-0 ③ L9			B SI 94 C FF 93 F SI 93 B SL 88 B SI 94 F SI 93 F SI 94 F SI 93 B SI 94 4-2 BB			B SI 92 M FF 93 X FF 95 1-1 ① F9		X SI 95 0-0 ③ P3	3	0	0	0	1	0	3
Inning Stats	R: 5 E: 0 K: 1 S: 24 H: 5 LOB: 1 BB: 1 P: 40	R: 0 E: 0 K: 2 S: 10 H: 0 LOB: 0 BB: 0 P: 14	R: 0 E: 0 K: 0 S: 5 H: 0 LOB: 0 BB: 0 P: 8	R: 0 E: 0 K: 1 S: 13 H: 1 LOB: 1 BB: 1 P: 21	R: 0 E: 0 K: 2 S: 9 H: 0 LOB: 0 BB: 0 P: 11	R: 0 E: 0 K: 0 S: 9 H: 0 LOB: 0 BB: 1 P: 13	R: 0 E: 0 K: 0 S: 4 H: 1 LOB: 0 BB: 0 P: 7	R: 0 E: 0 K: 2 S: 8 H: 0 LOB: 1 BB: 1 P: 14	R: 0 E: 0 K: 0 S: 7 H: 0 LOB: 1 BB: 1 P: 12	1B: 6 2B: 0 3B: 0 HR: 1	SF: 0 SAC: 0 DP: 2 HBP: 0					

PITCHER		IP	WLS	BF	H	R	ER	SO	BB	IBB	HBP	BLK	WP	HR	S	P	ERA	WHIP
26 Scott Kazmir, L ERA: 4.18	(1, 1)	3.0	L	16	6	5	5	3	1	0	0	0	0	1	40	63	15.00	2.333
32 Matt Albers, R ERA: 3.45	(4, 1)	1.0		3	0	0	0	1	1	0	0	0	0	0	12	20	0.00	1.000
59 Carlos Carrasco, R ERA: 7.75	(5, 1)	5.0		17	1	0	0	4	3	0	0	0	0	0	37	57	0.00	0.800

PITCHER	IP	WLS	BF	H	R	ER	SO	BB	IBB	HBP	BLK	WP	HR	S	P	ERA	WHIP

TOP

Los Angeles Angels @ Cleveland Indians

Progressive Field, Cleveland, OH

Fri Aug 09 2013, 7:06 PM - 9:55 PM EDT

Att. 28,729 - Partly Cloudy - 73 F

livebaseballscorecards.com

AB	31
R	5
H	7
RBI	5
BB	5
SO	8
LOB	14

BOTTOM

Los Angeles Angels @ Cleveland Indians

Progressive Field, Cleveland, OH

Fri Aug 09 2013, 7:06 PM - 9:55 PM EDT

Att. 28,729 - Partly Cloudy - 73 F

livebaseballscorecards.com

Batter	1	2	3	4	5	6	7	8	9	AB	R	H	RBI	BB	SO	LOB
24 Michael Bourn, L (1, 8) OBP: 0.328, SLG: 0.363	C SI 87 B SI 87 S SI 84 F SI 87 B FF 90 F CU 71 B SI 90 F CH 82 C CU 72 3-3 ① K		C SI 86 B FF 87 B SI 88 B SI 83 F SI 86 X FF 87 3-2 ② F8		C CH 78 X CH 78 0-1 ③ G3			B SI 95 S SI 95 B CH 87 F SI 96 X SI 96 2-2 ① F7		4	0	0	0	0	1	2
33 Nick Swisher, S (1, 9) OBP: 0.340, SLG: 0.390	C FF 85 F CU 72 F SL 81 X SL 81 0-2 ② F8		C SI 87 B SI 87 F CH 81 X CU 74 1-2 1-3 1B			F CH 78 X SL 82 0-1 ① L8		C CU 81 B SI 96 D SI 95 S SI 97 X SI 97 2-2 ② F7		4	0	1	0	0	0	1
22 Jason Kipnis, L (1, 4) OBP: 0.370, SLG: 0.490	B FF 86 C SI 82 B CU 72 X FF 87 2-1 ③ F8		X CH 77 0-0 ③ G3			B CU 70 B CH 79 X CH 78 2-0 2B		X SI 96 0-0 ③ G5-3		4	0	1	0	0	0	3
13 Asdrúbal Cabrera, S (1, 6) OBP: 0.296, SLG: 0.404		C FF 87 B SI 83 F CU 73 B FF 91 X CH 78 2-2 ① L3		C CU 73 B SI 87 B CH 78 B FF 86 X SI 86 3-1 HR		X CH 79 0-0 ② L8			B FF 94 C FF 94 B FF 95 F FF 94 B FF 95 X FC 94 3-2 ① L7	4	1	1	1	0	0	1
23 Michael Brantley, L (1, 7) OBP: 0.335, SLG: 0.399		C SI 86 B SI 87 X SI 87 1-1 HR		B SI 85 C CU 71 C CU 70 B SL 80 S CH 78 2-3 ① K		B SI 86 X SI 86 1-0 ③ P6			B FF 96 C FC 94 C FS 88 B FF 98 X FS 86 2-2 ② G6-3	4	1	1	1	0	1	1
41 Carlos Santana, S (1, 3) OBP: 0.369, SLG: 0.446		B FF 87 B CU 72 C SI 83 X SI 84 2-1 ② G4-3		B CU 71 B CU 69 X SI 86 2-0 25 G5-6-3 1B			X SI 85 0-0 ① F8		B FF 96 F FC 95 C SL 82 F FC 97 F SL 82 B FF 97 B FS 87 F FF 96 B FC 94 4-2 25 DI BB	3	0	1	0	1	0	0
25 Jason Giambi, L (1, 10) OBP: 0.288, SLG: 0.379	C SI 87 T SI 89 B FF 88 B FF 90 F CU 72 F CH 78 B SI 89 F CU 73 X CH 81 3-2 ③ L9		B SI 86 D CH 78 C CH 81 X CU 72 2-1 ② ③ G5-6-3 1-2f			C CU 72 B FC 85 F FC 86 B SI 86 X CH 78 2-2 ② G4-1		C FF 96 X FF 96 0-1 ③ G3 1-2		4	0	0	0	0	0	2
8 Lonnie Chisenhall, L (1, 5) OBP: 0.268, SLG: 0.368		X SI 86 0-0 33 1B 1B			C CU 70 F FF 86 C FF 86 0-3 ① K		B CU 69 B CU 69 B CH 77 C FF 84 F CH 76 T SI 86 3-2 ③ K			3	0	1	0	0	2	0
10 Yan Gomes, R (1, 2) OBP: 0.344, SLG: 0.527			C FF 87 C FF 88 D FC 84 X SL 81 1-2 ① P3		C FC 86 F CU 72 B FF 87 B FF 90 X CH 78 2-2 ② G5-3			F FF 96 C CU 86 B CU 86 X FF 96 1-2 1B		3	0	1	0	0	0	1
Inning Stats	R: 0 E: 0 K: 1 S: 12 H: 0 LOB: 0 BB: 0 P: 17	R: 1 E: 0 K: 0 S: 13 H: 1 LOB: 0 BB: 0 P: 21	R: 0 E: 0 K: 0 S: 11 H: 2 LOB: 2 BB: 0 P: 16	R: 1 E: 0 K: 1 S: 8 H: 2 LOB: 0 BB: 0 P: 17	R: 0 E: 0 K: 1 S: 8 H: 0 LOB: 0 BB: 0 P: 10	R: 0 E: 0 K: 0 S: 5 H: 1 LOB: 1 BB: 0 P: 8	R: 0 E: 0 K: 1 S: 7 H: 0 LOB: 0 BB: 0 P: 12	R: 0 E: 0 K: 0 S: 10 H: 1 LOB: 1 BB: 0 P: 15	R: 0 E: 0 K: 0 S: 13 H: 0 LOB: 1 BB: 1 P: 22	1B: 4 2B: 1 3B: 0 HR: 2 SF: 0 SAC: 0 DP: 1 HBP: 0						

	AB	33
	R	2
	H	7
	RBI	2
	BB	1
	SO	4
	LOB	11

PITCHER	IP	WLS	BF	H	R	ER	SO	BB	IBB	HBP	BLK	WP	HR	S	P	ERA	WHIP
36 Jered Weaver, R (1, 1) ERA: 2.87	7.0	W	26	6	2	2	4	0	0	0	0	0	2	64	101	2.57	0.857
38 Juan Gutierrez, R (8, 1) ERA: 3.72	1.0	H	4	1	0	0	0	0	0	0	0	0	0	10	15	0.00	1.000
65 Dane De La Rosa, R (9, 1) ERA: 3.74	1.0	S	4	0	0	0	0	1	0	0	0	0	0	13	22	0.00	1.000

PITCHER	IP	WLS	BF	H	R	ER	SO	BB	IBB	HBP	BLK	WP	HR	S	P	ERA	WHIP

Batter	1	2	3	4	5	6	7	8	9	AB	R	H	RBI	BB	SO	LOB
39 JB Shuck, L (1, 7) OBP: 0.334, SLG: 0.380	C FF 89 B FF 90 X FS 82 1-1 G4-3		C SL 83 D FS 84 X FF 91 1-1 27 FC5-4 1-3 2B		D SL 85 X FF 90 1-0 SF9 2-3 3-H		C FF 92 C CU 76 F FF 93 1 SAFE B CU 78 F CU 75 X CU 77 1-2 1-2 1B	B FF 96 F FF 96 S KC 85 X FF 96 1-2 SF7 3-H		3	0	2	2	0	0	0
19 Collin Cowgill, R (8, 7) OBP: 0.245, SLG: 0.364										0	0	0	0	0	0	0
56 Kole Calhoun, L (1, 9) OBP: 0.370, SLG: 0.550	B FF 91 F FF 92 X FF 92 1-1 F7		D FS 84 B SL 85 B FS 84 C FF 92 B SI 92 4-1 27 FC5-4 BB		X FS 84 0-0 SF7 3-H		B CU 75 B FF 94 B FF 93 C FF 93 C CU 76 C CU 76 3-3 K	B FF 97 F FF 96 B KC 86 X FF 96 2-1 FC3-6 27 BB 1-2f 2-3		3	0	0	1	1	1	4
27 Mike Trout, R (1, 10) OBP: 0.423, SLG: 0.572	C FF 91 B SI 94 F FS 83 B FF 93 B FS 85 C FF 94 3-3 K		B FF 94 C SL 82 D FS 87 S SL 83 B SL 81 X FS 84 3-2 FC5-4 1-2f 2-3 3-H		C SL 83 F FS 83 F FF 94 C SL 81 0-3 K		B FC 94 C SL 81 B SL 81 C FC 94 B FC 94 F FC 94 S FC 93 3-3 K	B KC 86 1 SAFE F FF 96 B KC 85 C FF 95 B FF 96 F FF 96 B FF 96 4-2 1-2 BB		4	0	0	1	1	3	4
32 Josh Hamilton, L (1, 8) OBP: 0.276, SLG: 0.407		B SL 81 X SL 83 1-0 44 FC6-5 2B	X CU 76 0-0 G6-3			X FS 81 0-0 F8		C FC 94 F FC 93 X FC 94 1-2 2 WP 44 E 2 FC4 1B X FF 96 0-0 F7		5	1	2	0	0	0	5
44 Mark Trumbo, R (1, 3) OBP: 0.303, SLG: 0.460		X FF 91 0-0 FC6-5 2 FC3-6 2-3		C SL 80 X SL 83 0-1 P4		C FF 90 B FS 82 B SL 85 X SL 82 2-1 P4		X FC 93 0-0 FC6 2 WP 2 E 1-2	B SI 92 X SI 92 1-0 F9	5	1	0	0	0	0	2
2 Erick Aybar, S (1, 6) OBP: 0.319, SLG: 0.388		B SL 82 C SL 81 S FS 82 B SL 83 X FF 91 2-2 FC3-6 8 E 8 S 1-2f		X FF 90 0-0 G4-3		C FS 82 C FS 82 B SI 91 B SL 82 B FF 91 F FS 83 X FF 89 3-2 1B		C FC 93 F FC 90 F FC 93 F FC 93 B FF 92 F SL 82 B FC 94 X FC 93 2-2 FC4 8 1B 1-H 2-H	B SI 92 C SI 93 F SL 86 B SL 85 X SI 93 2-2 1B	5	1	2	1	0	0	1
8 Chris Nelson, R (1, 5) OBP: 0.278, SLG: 0.313		1 SAFE C FF 92 B SL 83 1 SAFE C FF 93 C FF 94 1-3 K 1-3		C FF 91 F CU 74 X SL 82 0-2 G3		1 SAFE 1 SAFE F SL 80 B SI 92 1 SAFE X FF 90 1-1 G5-3		X FF 96 0-0 10 1B 17 BB 39 SF7 2-H 1B	D SL 84 B SI 92 B SI 93 C SI 92 T SI 92 1 SAFE X SI 92 3-2 F8	5	1	1	1	0	1	3
17 Chris Iannetta, R (1, 2) OBP: 0.362, SLG: 0.342			F SI 90 B FF 92 B SL 83 B FF 92 F FF 90 X FF 92 3-2 39 2B 27 FC5-4 1B		C SL 81 B SL 82 B FF 92 B SL 80 F SI 90 F SI 93 B SI 93 4-2 10 E 10 1B 39 SF9 BB		F SL 80 S FS 82 B SI 92 B CU 78 B FF 92 B SL 81 4-2 39 1B BB	B KC 85 B FF 95 1 SAFE B FF 96 C FF 96 B FF 96 4-1 56 FC3-6 10 1B 1-2 BB	B SI 93 C SI 94 S SL 87 F SL 86 B SL 87 B SI 94 C SL 86 3-3 K2-3	2	2	1	0	3	1	1
10 Grant Green, R (1, 4) OBP: 0.250, SLG: 0.179			B FF 90 F FF 91 T SL 82 B FF 93 S FS 84 2-3 K		X SL 81 0-0 E1 39 SF9 56 SF7 1-3 1B		C FF 91 S FS 82 B FF 93 C FF 89 1-3 K	B FF 95 2 SAFE L FF 93 L FF 95 X KC 86 1-2 56 FC3-6 1-2 2-3 1B		4	1	2	0	0	2	2

Inning Stats																					
	R: 0 E: 0 K: 1 S: 7	H: 0 LOB: 0 BB: 0 P: 12	R: 0 E: 0 K: 1 S: 8	H: 1 LOB: 1 BB: 0 P: 12	R: 1 E: 0 K: 1 S: 13	H: 2 LOB: 2 BB: 1 P: 26	R: 0 E: 0 K: 0 S: 6	H: 0 LOB: 0 BB: 0 P: 6	R: 2 E: 1 K: 1 S: 10	H: 1 LOB: 0 BB: 1 P: 15	R: 0 E: 0 K: 0 S: 9	H: 1 LOB: 1 BB: 0 P: 15	R: 0 E: 0 K: 3 S: 17	H: 1 LOB: 2 BB: 1 P: 29	R: 4 E: 2 K: 0 S: 24	H: 3 LOB: 3 BB: 2 P: 38	R: 0 E: 0 K: 1 S: 11	H: 1 LOB: 1 BB: 0 P: 20	1B: 8 2B: 2 3B: 0 HR: 0	SF: 3 SAC: 0 DP: 0 HBP: 0	WP: 1 PB: 0 SB: 1 CS: 0	PA: 44

PITCHER		IP	WLS	BF	H	R	ER	SO	BB	IBB	HBP	BLK	WP	HR	S	P	ERA	WHIP
30 Ubaldo Jiménez, R ERA: 4.11	(1, 1)	6.1	L	27	5	3	2	5	3	0	0	0	0	0	58	96	2.84	1.263
53 Rich Hill, L ERA: 5.93	(7, 1)	0.1		2	1	0	0	1	0	0	0	0	0	0	8	12	0.00	3.000
27 Bryan Shaw, R ERA: 4.26	(7, 1)	0.1		4	1	3	2	1	0	0	0	0	1	0	14	19	54.00	3.000
37 Cody Allen, R ERA: 2.61	(8, 1)	1.0		7	2	1	1	0	2	0	0	0	0	0	14	26	9.00	4.000
35 Marc Rzepczynski, L ERA: 5.28	(9, 1)	1.0		4	1	0	0	1	0	0	0	0	0	0	11	20	0.00	1.000

PITCHER	IP	WLS	BF	H	R	ER	SO	BB	IBB	HBP	BLK	WP	HR	S	P	ERA	WHIP

TOP

Los Angeles Angels @ Cleveland Indians

Progressive Field, Cleveland, OH

Sat Aug 10 2013, 7:06 PM - 10:46 PM EDT

Att. 32,733 - Cloudy - 70 F

livebaseballscorecards.com

AB	36
R	7
H	10
RBI	6
BB	5
SO	8
LOB	22

BOTTOM

Los Angeles Angels @ Cleveland Indians

Progressive Field, Cleveland, OH

Sat Aug 10 2013, 7:06 PM - 10:46 PM EDT

Att. 32,733 - Cloudy - 70 F

livebaseballscorecards.com

Batter	1	2	3	4	5	6	7	8	9	AB	R	H	RBI	BB	SO	LOB
24 Michael Bourn, L (1, 8) OBP: 0.326, SLG: 0.361	C FF 91 F FF 92 B SL 84 B SI 91 F SL 84 B FF 93 S FF 91 3-3 ① K	B FF 91 X SI 91 1-0 ② FC4-6 33 BB 1-2f 2-3		B CU 78 B FC 90 F SI 91 F FF 90 X SI 89 2-2 ② F8		D CU 78 B FF 92 F SI 92 B SL 82 X FF 92 3-1 1-3 2-H 1B			C FF 94 C FF 94 B FF 94 S FF 95 1-3 ① K	5	0	1	1	0	2	2
33 Nick Swisher, S (1, 3) OBP: 0.343, SLG: 0.395	C SI 91 C CH 86 B SI 88 B SI 91 F SL 84 B FF 94 B SI 93 4-2 13 F9 22 BB BB	B FF 92 D CU 78 B SI 92 C SI 91 1 SAFE B SI 91 4-1 1-2 BB		B CH 85 C FF 92 B CU 78 C FC 88 X SL 86 2-2 3B		B FF 94 1 SAFE B FF 95 F FF 96 B FF 94 1 SAFE X FF 94 3-1 ② P4			X FF 94 0-0 ② F8	3	0	1	0	2	0	2
22 Jason Kipnis, L (1, 4) OBP: 0.369, SLG: 0.485	C SI 90 B CU 75 B SI 92 F FF 91 D SL 83 F SI 91 B SI 92 4-2 1-2 BB	C SI 92 C CU 77 F SL 82 B SI 93 X CU 78 1-2 ③ F7		B CU 78 C FF 92 X FF 92 1-1 ③ L5		B SI 92 C CU 80 C CU 83 S CU 84 1-3 ③ K			C FF 94 B SL 88 T FF 95 X FF 95 1-2 ③ G6-3	4	0	0	0	1	1	6
13 Asdrúbal Cabrera, S (1, 6) OBP: 0.293, SLG: 0.399	B FC 87 B SI 92 C CU 76 X FF 93 2-1 ② F9 2-3		X SI 90 0-0 ① L8		B SI 91 F FC 90 S CU 77 X SI 92 1-2 ① L6		C CU 80 F SI 95 B CU 87 X CU 86 1-2 ① G3			4	0	0	0	0	0	2
9 Ryan Raburn, R (1, 7) OBP: 0.364, SLG: 0.550	C CU 75 1 SAFE S CU 77 1 SAFE T CU 78 0-2 ③ K		C FC 90 B SI 91 B FF 91 B SI 91 B FF 91 4-1 10 HBP BB		C CU 78 B SL 81 X CH 86 1-1 ② G5-3		B CU 80 S FF 96 F CU 81 F CU 85 S FF 97 1-3 ② K			3	0	0	0	1	2	2
41 Carlos Santana, S (1, 10) OBP: 0.366, SLG: 0.441		B FC 90 C CU 76 S CU 78 B SL 80 C SI 92 2-3 ① K	C FF 90 C CH 86 S SI 90 0-3 ② K		C SI 90 B SI 92 B CH 86 X SI 92 2-1 ③ L4		B SI 96 B CU 80 C CH 86 X CH 84 2-1 ③ G2-3			4	0	0	0	0	2	1
10 Yan Gomes, R (1, 2) OBP: 0.353, SLG: 0.536		B FF 91 C CU 78 C CU 78 F SI 92 X SL 82 1-2 4 1B 11 1B 2B	C FF 90 H SI 90 1-1 4 FC6-4 1-2 HBP			X FF 91 0-0 11 1B 24 1B 1B		B FF 96 C FF 95 C FF 96 F CU 83 T FF 96 1-2 ① K		3	2	2	0	0	1	0
4 Mike Aviles, R (1, 5) OBP: 0.292, SLG: 0.378		B CH 85 B SI 91 B CU 76 C FF 91 X CU 77 3-1 24 FC4-6 11 1B 2-3 1B	B SI 91 C SI 89 X CU 77 1-1 ③ FC6-4 1-2f			C FC 87 C SI 91 D SL 83 F SI 92 F CU 78 S FC 90 1-3 ① K		B FF 97 C FF 96 B FC 91 F FF 96 B FC 90 S FF 96 3-3 ② K		4	0	1	0	0	2	3
11 Drew Stubbs, R (1, 9) OBP: 0.304, SLG: 0.369		C CU 76 X SI 91 0-1 24 FC4-6 1-2 3-H 1B		C SI 90 B CH 85 S SI 91 F SL 81 B SI 93 B CU 79 S SI 91 3-3 ① K		C SI 92 B CH 85 X CU 77 1-1 24 1B 1-2 1B		B FC 89 S FF 96 B FF 96 C FF 95 B FF 96 F FF 96 F FF 96 C FF 95 3-3 ③ K		4	0	2	1	0	2	0
Inning Stats	R: 0 E: 0 K: 2 S: 15 H: 0 LOB: 2 BB: 2 P: 28	R: 1 E: 0 K: 1 S: 17 H: 3 LOB: 3 BB: 1 P: 29	R: 0 E: 0 K: 1 S: 8 H: 0 LOB: 2 BB: 1 P: 14	R: 0 E: 0 K: 1 S: 12 H: 1 LOB: 1 BB: 0 P: 20	R: 0 E: 0 K: 0 S: 7 H: 0 LOB: 0 BB: 0 P: 11	R: 1 E: 0 K: 2 S: 15 H: 3 LOB: 2 BB: 0 P: 24	R: 0 E: 0 K: 1 S: 9 H: 0 LOB: 0 BB: 0 P: 13	R: 0 E: 0 K: 3 S: 12 H: 0 LOB: 0 BB: 0 P: 19	R: 0 E: 0 K: 1 S: 7 H: 0 LOB: 0 BB: 0 P: 9	1B: 5 2B: 1 3B: 1 HR: 0	SF: 0 SAC: 0 DP: 0 HBP: 1			WP: 0 PB: 0 SB: 0 CS: 0	PA: 39		

PITCHER		IP	WLS	BF	H	R	ER	SO	BB	IBB	HBP	BLK	WP	HR	S	P	ERA	WHIP
33 C.J. Wilson, L ERA: 3.49	(1, 1)	5.1	W	28	7	2	2	6	4	0	1	0	0	0	69	117	3.38	2.062
58 Michael Kohn, R ERA: 3.25	(6, 1)	0.1	H	1	0	0	0	0	0	0	0	0	0	0	2	5	0.00	0.000
54 Buddy Boshers, L ERA:	(6, 1)	0.1	H	1	0	0	0	1	0	0	0	0	0	0	3	4	0.00	0.000
38 Juan Gutierrez, R ERA: 3.62	(7, 1)	1.0	H	3	0	0	0	1	0	0	0	0	0	0	9	13	0.00	0.000
40 Kevin Jepsen, R ERA: 4.06	(8, 1)	1.0		3	0	0	0	3	0	0	0	0	0	0	12	19	0.00	0.000

PITCHER		IP	WLS	BF	H	R	ER	SO	BB	IBB	HBP	BLK	WP	HR	S	P	ERA	WHIP
49 Ernesto Frieri, R ERA: 4.69	(9, 1)	1.0		3	0	0	0	1	0	0	0	0	0	0	7	9	0.00	0.000

AB	34
R	2
H	7
RBI	2
BB	4
SO	12
LOB	18

Los Angeles Angels @ Cleveland Indians

Progressive Field, Cleveland, OH

Sun Aug 11 2013, 1:07 PM - 4:19 PM EDT

Att. 23,433 - Partly Cloudy - 76 F

livebaseballscorecards.com

TOP

Batter	1	2	3	4	5	6	7	8	9	AB	R	H	RBI	BB	SO	LOB
39 JB Shuck, L (1, 7) OBP: 0.329, SLG: 0.374	C SI 87 B SI 90 B SL 81 F SI 86 X FF 94 2-2 G1-3 ①	C FF 92 B SI 90 B SL 80 B FF 93 X SI 88 3-1 FC3-2 (56 BB; 27 1B) ② 2-3 3-H		X SI 87 0-0 G3 ① 2-3	B CU 75 B FF 93 C FF 93 X CU 75 2-1 G5-3 ③			B FF 90 B FF 89 C FF 89 B FF 90 X FF 89 3-1 L8 ①		5	1	0	0	0	0	6
56 Kole Calhoun, L (1, 9) OBP: 0.412, SLG: 0.548	B CH 85 B SI 91 F CH 85 B FF 92 B SI 86 4-1 (27 BB; 32 1B) BB	B SI 88 1 SAFE F SI 88 B FF 94 C SI 90 1 SAFE 1 SAFE B FF 93 B SL 82 4-2 (27 1B) 1-2 BB		F SL 81 C FF 93 B SL 84 X SL 84 1-2 1B 3-H		C FF 92 B FF 92 F CU 76 B FF 94 F SL 82 B CU 77 B CU 74 4-2 (32 WP) BB		C SI 88 B SL 81 C FF 90 S FF 91 1-3 K ②		2	1	1	1	3	1	0
27 Mike Trout, R (1, 8) OBP: 0.425, SLG: 0.572	C SI 89 B SL 84 B SI 89 B SI 90 B SI 88 4-1 (32 1B; 44 FC4-6) 1-2 BB	C SI 90 B SL 84 C SL 82 X SI 92 1-2 1-3 2-H 3-H 1B		B SI 87 B SI 88 C SI 86 1 SAFE X FF 88 2-1 L9 ②		B FF 92 1 SAFE 1 SAFE S FF 91 C CU 77 1 SAFE F FF 94 1 SAFE 1 SAFE 1-3 C FF 93 K ①		C SL 81 B SL 81 B SI 89 X SI 89 2-1 1B		4	1	2	2	1	1	2
32 Josh Hamilton, L (1, 10) OBP: 0.278, SLG: 0.405	B SL 80 C FF 94 2 SAFE X SI 90 1-1 (44 FC4-6) 1-3 2-H 1B	C FF 94 1 SAFE F FF 93 B FF 92 F SL 85 S SL 85 1-3 K ③		B SI 91 F SL 80 1 SAFE S SL 82 B FF 93 C FF 92 2-3 K ③		1 SAFE B FF 92 B CU 74 1 SAFE C FF 92 B CU 77 4-1 1-2 BB		C SL 82 1 SAFE C FF 91 B FF 91 F FF 91 F SL 83 1 SAFE F SL 82 F FF 91 1-3 1 SAFE 1 SAFE S SI 91 K ③		4	0	1	1	1	3	4
44 Mark Trumbo, R (1, 3) OBP: 0.300, SLG: 0.455	B SI 90 X SI 90 1-0 FC4-6 (2 S) 1-2f 3-H ②	B SI 88 C SI 87 B SI 88 S SL 78 C SL 84 2-3 K ①			C SL 79 X SI 89 0-1 G4-3 ①	C SI 94 F SI 94 D SL 88 B SI 95 B SL 90 X SI 95 3-2 L9 ②			S SL 83 B SL 83 C FF 94 B SL 84 B FF 94 S FF 94 3-3 K ①	5	0	0	1	0	2	3
2 Erick Aybar, S (1, 6) OBP: 0.317, SLG: 0.384	B SI 90 1 SAFE B SI 88 B SI 90 C SI 88 C SI 89 F SI 87 F SI 88 S SL 80 3-3 K ③ 1-2	B FF 91 S SI 86 X SI 88 1-1 G3 ②			B SI 87 B CH 85 B CH 85 C FF 89 B FF 87 4-1 (16 S; 8 HBP) BB	B CH 84 C SI 95 C FF 94 B SI 93 X FF 95 2-2 G4-3 ③			X FF 94 0-0 B5-3 ②	4	0	0	0	1	1	3
8 Chris Nelson, R (1, 5) OBP: 0.282, SLG: 0.312		C SI 88 B SI 92 S SI 90 T SL 84 1-2 K ①	B SL 76 B CH 84 B SI 86 C FF 87 X FF 89 3-1 1B	C SI 86 H SI 88 1-1 (16 S) 1-2 HBP			C SI 94 X SI 92 0-1 G1-3 ①		B SL 84 T FF 94 C FF 93 X SL 84 1-2 F8 ③	4	0	1	0	0	1	0
16 Hank Conger, L (1, 2) OBP: 0.291, SLG: 0.416		C SI 90 B FF 95 X SL 82 1-1 (10 1B; 39 FC3-2) 1B	C SI 87 X FF 90 0-1 F9 ③		B CU 74 C FF 93 C FF 92 S CU 77 1-3 K ② 1-2 2-3		C CU 80 X SI 94 0-1 F7 ②			4	0	1	0	0	1	3
10 Grant Green, R (1, 4) OBP: 0.306, SLG: 0.226		B FF 91 C FF 92 B SI 89 F FF 90 X SL 83 2-2 (39 FC3-2; 27 1B) 1-3 1B		C SI 87 F SI 88 X FF 93 0-2 E6 (39 G3; 56 1B) 1B	B CU 76 B FF 93 B FF 94 B FF 93 4-0 BB		B FF 94 F SI 92 B CU 80 C SI 94 B SI 95 X SI 94 3-2 G5-3 ③			3	2	2	0	1	0	0
Inning Stats	R: 2 E: 0 K: 1 S: 13 H: 1 LOB: 1 BB: 2 P: 28	R: 2 E: 0 K: 2 S: 19 H: 3 LOB: 2 BB: 1 P: 32	R: 0 E: 0 K: 1 S: 9 H: 1 LOB: 1 BB: 0 P: 15	R: 1 E: 1 K: 1 S: 12 H: 2 LOB: 1 BB: 0 P: 17	R: 0 E: 0 K: 1 S: 9 H: 0 LOB: 3 BB: 2 P: 21	R: 0 E: 0 K: 1 S: 14 H: 0 LOB: 2 BB: 2 P: 28	R: 0 E: 0 K: 0 S: 7 H: 0 LOB: 0 BB: 0 P: 10	R: 0 E: 0 K: 2 S: 14 H: 1 LOB: 1 BB: 0 P: 21	R: 0 E: 0 K: 1 S: 7 H: 0 LOB: 0 BB: 0 P: 11	1B: 8 2B: 0 3B: 0 HR: 0 SF: 0 SAC: 0 DP: 0 HBP: 1						

	AB	35
	R	5
	H	8
	RBI	5
	BB	7
	SO	10
	LOB	21

WP: 1 PA: 43
PB: 0
SB: 3
CS: 0

PITCHER		IP	WLS	BF	H	R	ER	SO	BB	IBB	HBP	BLK	WP	HR	S	P	ERA	WHIP
63 Justin Masterson, R ERA: 3.59	(1, 1)	4.1		25	7	5	4	5	4	0	1	0	0	0	57	101	8.31	2.538
53 Rich Hill, L ERA: 5.74	(5, 1)	1.0		6	0	0	0	2	3	0	0	0	1	0	13	29	0.00	3.000
32 Matt Albers, R ERA: 3.33	(6, 1)	1.2	W	5	0	0	0	0	0	0	0	0	0	0	13	21	0.00	0.000
38 Joe Smith, R ERA: 2.86	(8, 1)	1.0	H	4	1	0	0	2	0	0	0	0	0	0	14	21	0.00	1.000
54 Chris Perez, R ERA: 3.35	(9, 1)	1.0	S	3	0	0	0	1	0	0	0	0	0	0	7	11	0.00	0.000

PITCHER		IP	WLS	BF	H	R	ER	SO	BB	IBB	HBP	BLK	WP	HR	S	P	ERA	WHIP

Batter	1	2	3	4	5	6	7	8	9	AB	R	H	RBI	BB	SO	LOB
24 Michael Bourn, L (1, 8) OBP: 0.328, SLG: 0.363	B SI 91 B SI 92 C FF 91 S FF 92 X FF 93 2-2 ① F8		B CU 76 B SI 90 1 SAFE X FF 91 2-0 ③ F7			B SI 89 X SI 91 1-0 33 HR 1B	X FF 93 0-0 33 G3 1B 1-2 2-H			4	1	2	1	0	0	1
33 Nick Swisher, S (1, 3) OBP: 0.342, SLG: 0.401	B SI 93 B SI 92 X FF 93 2-0 ② G4-3			C FC 88 B SI 92 X CH 86 1-1 ① F9		F CH 83 X SI 90 0-1 1-H HR	B FF 94 X FF 96 1-0 ② G3 1-2 2-3			4	1	1	2	0	0	2
22 Jason Kipnis, L (1, 4) OBP: 0.370, SLG: 0.483	B SI 92 C FF 93 C CU 78 X FF 94 1-2 ③ L9			C CU 77 B FF 93 B CH 85 F CH 84 X FC 90 2-2 ② G4-3		B CU 76 S CH 83 B FC 90 B CU 78 B SI 91 4-1 4 HR BB	I IN 47 I IN 48 I IN 48 I 4-0 IBB			2	1	0	0	2	0	0
13 Asdrúbal Cabrera, S (1, 6) OBP: 0.292, SLG: 0.398 4 Mike Aviles, R (3, 6) OBP: 0.292, SLG: 0.389		B SI 91 C SI 92 B SI 92 C CU 76 S FC 91 2-3 ① K		C FF 93 X SI 94 0-1 ③ G5-3		C FC 85 X FF 92 0-1 1-H HR	B CU 81 B FF 96 F FF 95 T FF 97 D FC 91 X FF 96 3-2 ③ G5-3			1 3	0 1	0 1	0 2	0 0	1 0	0 3
23 Michael Brantley, L (1, 7) OBP: 0.334, SLG: 0.400		C SI 92 B FC 92 X FF 94 1-1 ② F7			C CH 84 B CH 84 B FF 92 C CU 76 C SI 92 2-3 ① K	B SI 94 F SI 93 X SI 94 1-1 ③ G4-3		X FF 94 0-0 41 L9 2B		4	0	1	0	0	1	0
41 Carlos Santana, S (1, 2) OBP: 0.365, SLG: 0.447		C SI 93 B CU 77 B FC 91 S CH 86 S CH 86 2-3 ③ K			F CH 84 C SI 93 B FC 88 S FC 90 1-3 ② K		B CU 80 X CH 88 1-0 HR	B SL 80 X FF 95 1-0 ① L9 2-3		4	1	1	1	0	2	1
25 Jason Giambi, L (1, 10) OBP: 0.281, SLG: 0.368			B SI 92 F SI 93 F FC 91 C FF 94 1-3 ① K		B SI 92 S SI 92 B FF 93 X CH 84 2-1 ③ G4-3		S SI 96 B SI 96 B SI 96 C CU 82 X SI 97 2-2 ① F8	F FF 94 B FF 96 F FF 95 B SL 80 F SL 82 S FF 95 2-3 ② K		4	0	0	0	0	2	1
8 Lonnie Chisenhall, L (1, 5) OBP: 0.272, SLG: 0.367			B SI 93 X CH 85 1-0 11 FC6-4 1B			F CH 87 F CU 74 S FF 90 0-3 ① K	F SI 96 B FF 96 B SI 96 F SI 95 B FF 96 F FF 97 D CU 82 4-2 11 1B 24 1B BB	X CH 88 0-0 ③ G1-3		3	1	1	0	1	1	1
11 Drew Stubbs, R (1, 9) OBP: 0.304, SLG: 0.368			X SI 91 0-0 ② FC6-4 1-2f			C FF 91 F CU 75 S FC 86 0-3 ② K	F FF 95 X FF 94 0-1 33 G3 24 1B 1B 1-2			3	0	1	0	0	1	1
Inning Stats	R: 0 E: 0 K: 0 S: 7 H: 0 LOB: 0 BB: 0 P: 12	R: 0 E: 0 K: 2 S: 8 H: 0 LOB: 0 BB: 0 P: 13	R: 0 E: 0 K: 1 S: 6 H: 1 LOB: 1 BB: 0 P: 10	R: 0 E: 0 K: 0 S: 7 H: 0 LOB: 0 BB: 0 P: 10	R: 0 E: 0 K: 2 S: 8 H: 0 LOB: 0 BB: 0 P: 13	R: 4 E: 0 K: 2 S: 14 H: 3 LOB: 0 BB: 1 P: 20	R: 2 E: 0 K: 0 S: 14 H: 3 LOB: 3 BB: 2 P: 29	R: 0 E: 0 K: 1 S: 7 H: 1 LOB: 1 BB: 0 P: 10		1B: 4 2B: 1 3B: 0 HR: 3	SF: 0 SAC: 0 DP: 0 HBP: 0		WP: 0 PB: 0 SB: 0 CS: 0	PA: 35	

PITCHER		IP	WLS	BF	H	R	ER	SO	BB	IBB	HBP	BLK	WP	HR	S	P	ERA	WHIP
57 Jerome Williams, R ERA: 4.85	(1, 1)	5.2		22	4	4	4	7	1	0	0	0	0	2	48	75	6.35	0.882
54 Buddy Boshers, L ERA:	(6, 1)	0.1	H	1	0	0	0	0	0	0	0	0	0	0	2	3	0.00	0.000
38 Juan Gutierrez, R ERA: 4.06	(7, 1)	0.1	L	4	2	2	2	0	1	0	0	0	0	1	9	16	54.00	9.000
63 Nick Maronde, L ERA: 5.06	(7, 1)	0.0		1	1	0	0	0	0	0	0	0	0	0	1	1	∞	∞
40 Kevin Jepsen, R ERA: 3.98	(7, 1)	0.2		3	0	0	0	0	0	1	0	0	0	0	4	12	0.00	0.000

PITCHER		IP	WLS	BF	H	R	ER	SO	BB	IBB	HBP	BLK	WP	HR	S	P	ERA	WHIP
58 Michael Kohn, R ERA: 3.16	(8, 1)	1.0		4	1	0	0	1	0	0	0	0	0	0	7	10	0.00	1.000

BOTTOM

Los Angeles Angels @ Cleveland Indians

Progressive Field, Cleveland, OH

Sun Aug 11 2013, 1:07 PM - 4:19 PM EDT

Att. 23,433 - Partly Cloudy - 76 F

livebaseballscorecards.com

AB	32
R	6
H	8
RBI	6
BB	3
SO	8
LOB	10

Batter	1	2	3	4	5	6	7	8	9	AB	R	H	RBI	BB	SO	LOB
24 Michael Bourn, L (1, 8) OBP: 0.325, SLG: 0.359	C SI 86 S SI 86 X SI 86 0-2 ① G4-3			C SI 83 F CU 73 X SL 78 0-2 ① G5-3		C SI 86 B SL 77 X SI 86 1-1 ③ L7			F SI 87 S SL 78 X SI 88 0-2 ② G4-3	4	0	0	0	0	0	0
33 Nick Swisher, S (1, 3) OBP: 0.339, SLG: 0.397	B SI 88 F SI 86 X CH 78 1-1 ② F9			C SI 85 B SI 87 F SL 78 X SI 87 1-2 ② G4-3			T SL 78 C SI 86 B CU 65 X SI 85 1-2 ① G6-3		X SI 88 0-0 ③ G6-3	4	0	0	0	0	0	0
22 Jason Kipnis, L (1, 4) OBP: 0.369, SLG: 0.482	C SI 86 F SI 86 B SI 86 B SI 86 X SI 85 2-2 ③ F8			X SI 86 0-0 1B			B SL 77 C SL 77 B SI 86 X SI 86 2-1 ② F8			3	0	1	0	0	0	0
13 Asdrúbal Cabrera, S (1, 6) OBP: 0.290, SLG: 0.395		C SI 86 S CH 77 C SI 86 0-3 ① K		F SL 81 1 SAFE B SI 86 F SI 87 1 SAFE F CU 68 1 SAFE F SI 86 X CH 77 1-2 ③ L8			B SI 86 X SL 78 1-0 ③ F9			3	0	0	0	0	1	1
41 Carlos Santana, S (1, 10) OBP: 0.363, SLG: 0.444		C SI 85 B CH 77 F SI 87 X SI 88 1-2 ② G1-3			B SL 77 C SI 85 F SI 85 X CH 76 1-2 ① P4			B SL 78 B SI 85 F SL 79 X SI 86 2-1 ① G6-3		3	0	0	0	0	0	0
10 Yan Gomes, R (1, 2) OBP: 0.353, SLG: 0.532		T SI 87 S SI 87 X SI 88 0-2 ③ F9			F SI 86 S SI 86 X SI 87 0-2 ② F7			X SL 79 0-0 1B		3	0	1	0	0	0	0
23 Michael Brantley, L (1, 7) OBP: 0.332, SLG: 0.397			C SI 83 C SI 84 B SI 86 B SI 86 X SI 85 2-2 ① F7		B SI 84 X SI 86 1-0 ③ G3			X SL 77 0-0 ② L9		3	0	0	0	0	0	1
4 Mike Aviles, R (1, 5) OBP: 0.289, SLG: 0.384			C SI 85 B SI 86 X SL 78 1-1 ② L8			C SI 84 B CH 76 X CH 76 1-1 ① F7		C SI 84 B SI 86 C SI 86 X CU 67 1-2 ③ P3		3	0	0	0	0	0	1
11 Drew Stubbs, R (1, 9) OBP: 0.302, SLG: 0.365			C SI 86 S CH 77 B SI 88 S SI 87 1-3 ③ K			F SL 78 C SI 86 B CH 77 F SI 88 B SL 79 F SI 87 B SI 87 F SI 86 F SI 86 3-2 ② F7			F SL 80 F SI 87 B SI 86 B CU 67 F SI 86 X SL 79 2-2 ① F8	3	0	0	0	0	1	0
Inning Stats	R: 0 E: 0 K: 0 S: 8 H: 0 LOB: 0 BB: 0 P: 11	R: 0 E: 0 K: 1 S: 9 H: 0 LOB: 0 BB: 0 P: 10	R: 0 E: 0 K: 1 S: 8 H: 0 LOB: 0 BB: 0 P: 12	R: 0 E: 0 K: 0 S: 12 H: 1 LOB: 1 BB: 0 P: 14	R: 0 E: 0 K: 0 S: 7 H: 0 LOB: 0 BB: 0 P: 9	R: 0 E: 0 K: 0 S: 11 H: 0 LOB: 0 BB: 0 P: 16	R: 0 E: 0 K: 0 S: 6 H: 0 LOB: 0 BB: 0 P: 10	R: 0 E: 0 K: 0 S: 7 H: 1 LOB: 1 BB: 0 P: 10	R: 0 E: 0 K: 0 S: 8 H: 0 LOB: 0 BB: 0 P: 10	1B: 2 2B: 0 3B: 0 HR: 0	SF: 0 SAC: 0 DP: 0 HBP: 0					

PITCHER	IP	WLS	BF	H	R	ER	SO	BB	IBB	HBP	BLK	WP	HR	S	P	ERA	WHIP
63 Andrew Albers, L (1, 1) ERA:	9.0	W	29	2	0	0	2	0	0	0	0	0	0	76	102	0.00	0.222

PITCHER	IP	WLS	BF	H	R	ER	SO	BB	IBB	HBP	BLK	WP	HR	S	P	ERA	WHIP

TOP

Cleveland Indians @ Minnesota Twins

Target Field, Minneapolis, MN

Mon Aug 12 2013, 7:12 PM - 9:32 PM CDT

Att. 30,922 - Cloudy - 77 F

livebaseballscorecards.com

AB	29
R	0
H	2
RBI	0
BB	0
SO	2
LOB	3

Cleveland Indians @ Minnesota Twins

Target Field, Minneapolis, MN

Mon Aug 12 2013, 7:12 PM - 9:32 PM CDT

Att. 30,922 - Cloudy - 77 F

livebaseballscorecards.com

Batter	1	2	3	4	5	6	7	8	9	AB	R	H	RBI	BB	SO	LOB
2 Brian Dozier, R (1, 4) OBP: 0.315, SLG: 0.428	C CH 90 X FF 92 0-1 HR		C FF 95 B SL 88 S SL 88 X FF 97 1-2 ① G6-3		C SI 90 B SI 92 B CH 86 B SI 91 F SI 90 F SI 91 F SL 85 X CH 86 3-2 ① G5-3		C FC 92 F SL 80 X SL 80 0-2 ② L6			4	1	1	1	0	0	0
7 Joe Mauer, L (1, 10) OBP: 0.399, SLG: 0.458	C FF 94 F SI 95 S FF 96 0-3 ① K		C FF 96 F CH 83 X CH 85 0-2 ② G6-3		C SI 91 B SI 91 X SI 91 1-1 ② G6-3		B FC 92 F FC 91 B SL 79 C FC 91 B FC 93 F FC 93 X SL 79 3-2 ③ F7			4	0	0	0	0	1	0
33 Justin Morneau, L (1, 3) OBP: 0.319, SLG: 0.425	C FF 96 B SI 95 S SL 84 X FF 96 1-2 ② G4-3		C FF 96 B SI 96 F SI 95 X CH 87 1-2 ③ G4-3		S SL 83 S SL 82 B SL 82 X SL 84 1-2 ③ L8			B FF 95 F FF 95 F KC 84 X FF 96 1-2 ① P6		4	0	0	0	0	0	0
16 Josh Willingham, R (1, 7) OBP: 0.349, SLG: 0.392	B FF 96 B SI 96 F FF 94 X FF 96 2-1 ③ G5-3			C FF 94 B SL 87 C SL 86 B CH 86 B CH 86 B FF 97 4-2 24 L9 31 BB BB	C SI 91 B CH 85 F CH 85 B SI 91 B SL 82 B SI 91 4-2 24 BB BB			X FF 95 0-0 ② G6-3		2	0	0	0	2	0	0
31 Oswaldo Arcia, L (1, 9) OBP: 0.321, SLG: 0.452		B SI 94 B CH 82 F FF 95 S FF 97 X FF 97 2-2 24 HR 1B		C CH 84 B FF 95 B SI 95 B CH 84 B FF 94 4-1 12 BB 1-2 BB	C SL 82 C SL 84 D SL 83 1 SAFE S SL 82 1-3 ① K			B FF 95 B FF 95 C FF 95 C KC 84 B FF 95 B FF 95 4-2 24 1B BB		2	1	1	0	2	1	1
24 Trevor Plouffe, R (1, 5) OBP: 0.303, SLG: 0.391		B FF 94 C FF 95 B SI 96 X FF 95 2-1 1-H HR		X FF 94 0-0 ① L9 2-3	B CH 85 B SI 92 F SI 91 D SL 83 B SI 92 4-1 1-2 BB			C KC 84 F FF 95 B KC 85 X FF 95 1-2 1-2 1B		3	1	2	2	1	0	2
12 Chris Herrmann, L (1, 2) OBP: 0.342, SLG: 0.403		C FF 97 S SL 85 B CH 87 S CH 85 1-3 ① K		B FF 94 1 SAFE B SI 93 F FF 94 C FF 95 1 SAFE D SL 84 B FF 96 4-2 25 FC4-6 1-2 BB	B SI 93 C SI 91 B SI 91 C SI 92 F SL 83 B SL 84 S SI 91 3-3 ② K			F FF 96 F FF 95 B FF 95 S KC 84 1-3 ③ K		3	0	0	0	1	3	4
11 Clete Thomas, L (1, 8) OBP: 0.298, SLG: 0.328		C FF 96 S SI 95 F CH 86 S CH 86 0-3 ② K		S FF 94 B CH 84 S FF 94 F CH 83 T FF 96 1-2 ② K	X SI 92 0-0 ③ F7					3	0	0	0	0	2	5
25 Pedro Florimón, S (1, 6) OBP: 0.276, SLG: 0.336		F FF 96 S CH 86 B FF 95 S CH 86 1-3 ③ K2-3		C CH 84 B FF 97 X CH 85 1-1 ③ FC4-6 1-2f			B FC 92 F FC 91 B FC 92 F FC 90 B SL 79 C FC 92 3-3 ① K			3	0	0	0	0	2	3
Inning Stats	R: 1 E: 0 K: 1 S: 10 H: 1 LOB: 0 BB: 0 P: 13	R: 2 E: 0 K: 3 S: 15 H: 2 LOB: 0 BB: 0 P: 21	R: 0 E: 0 K: 0 S: 9 H: 0 LOB: 0 BB: 0 P: 11	R: 0 E: 0 K: 1 S: 12 H: 0 LOB: 3 BB: 3 P: 26	R: 0 E: 0 K: 0 S: 10 H: 0 LOB: 0 BB: 0 P: 15	R: 0 E: 0 K: 2 S: 11 H: 0 LOB: 2 BB: 2 P: 23	R: 0 E: 0 K: 1 S: 10 H: 0 LOB: 0 BB: 0 P: 16	R: 0 E: 0 K: 1 S: 12 H: 1 LOB: 2 BB: 1 P: 19		1B: 2 2B: 0 3B: 0 HR: 2 SF: 0 SAC: 0 DP: 0 HBP: 0				WP: 0 PB: 0 SB: 0 CS: 0 PA: 34		

	AB	28
	R	3
	H	4
	RBI	3
	BB	6
	SO	9
	LOB	15

PITCHER		IP	WLS	BF	H	R	ER	SO	BB	IBB	HBP	BLK	WP	HR	S	P	ERA	WHIP
31 Danny Salazar, R ERA: 4.08	(1, 1)	4.0	L	18	3	3	3	5	3	0	0	0	0	2	46	71	6.75	1.500
35 Marc Rzepczynski, L	(5, 1)	2.0		8	0	0	0	2	2	0	0	0	0	0	21	38	0.00	1.000
27 Bryan Shaw, R ERA: 4.67	(7, 1)	1.0		3	0	0	0	1	0	0	0	0	0	0	10	16	0.00	0.000
37 Cody Allen, R ERA: 4.18	(8, 1)	1.0		5	1	0	0	1	1	0	0	0	0	0	12	19	0.00	2.000
41 Vinnie Pestano, R ERA: 2.55	(9, 1)	1.0		4	0	0	0	1	0	0	0	0	0	0	13	19	0.00	0.000

PITCHER		IP	WLS	BF	H	R	ER	SO	BB	IBB	HBP	BLK	WP	HR	S	P	ERA	WHIP
45 Scott Diamond, L ERA: 4.50	(1, 1)	5.0	W	22	4	2	2	3	1	0	0	0	0	1	57	79	3.60	1.000
49 Brian Duensing, L	(6, 1)	1.0		4	0	0	0	1	0	0	0	0	0	0	13	17	0.00	0.000
48 Jared Burton, R ERA: 3.86	(7, 1)	1.0		4	0	0	0	1	0	0	0	0	0	0	13	17	0.00	0.000
43 Glen Perkins, L ERA: 2.08	(8, 1)	1.0		4	0	0	0	1	0	0	0	0	0	0	13	17	0.00	0.000
47 Jared Burton, R ERA: 3.86	(9, 1)	1.0		4	0	0	0	1	0	0	0	0	0	0	13	17	0.00	0.000

Cleveland Indians @ Minnesota Twins

Target Field, Minneapolis, MN

Tue Aug 13 2013, 7:14 PM - 9:43 PM CDT

Att. 29,806 - Partly Cloudy - 74 F

livebaseballscorecards.com

TOP

Batter	1	2	3	4	5	6	7	8	9	AB	R	H	RBI	BB	SO	LOB
24 Michael Bourn, L (1, 8) OBP: 0.322, SLG: 0.355	C FC 89 F FF 90 F FF 92 B CU 84 B FF 92 B FF 90 S FF 91 3-3 ① **K**		X FF 92 0-0 ① **FC4-6** 33 L3 1-2f 2-3 3-H		B FF 91 B FF 88 S FF 88 X FF 92 2-1 ① **SH1-3** 2-3	S FF 90 F FF 90 B FF 92 C CU 79 1-3 ③ **K**			C SL 83 S SL 83 F SI 92 B SL 84 S SL 84 1-3 ② **K**	4	0	0	1	0	3	3
33 Nick Swisher, S (1, 3) OBP: 0.337, SLG: 0.393	B FC 90 B FC 89 C FF 89 C FF 90 S FC 92 2-3 ② **K**		S FF 92 F FF 92 F FF 86 X CU 82 0-2 ②③ **L3** 1-1		D FF 87 S FF 92 D CH 85 B FF 92 B FC 90 4-1 **22 G3** BB		S SI 92 X SI 94 0-1 ① **F9**		C CH 86 B SL 84 T SI 92 S SL 84 1-3 ③ **K**	4	0	0	0	1	2	2
22 Jason Kipnis, L (1, 4) OBP: 0.368, SLG: 0.479	C FF 91 F FF 90 S FF 88 0-3 ③ **K**			X FF 89 0-0 **13 WP 23 1B** 1B	B FF 92 F FC 91 X CU 82 1-1 ② **G3** 1-2 3-H		B FF 93 C SI 92 C SI 93 B FF 94 X FF 94 2-2 ② **P5**			4	1	1	1	0	1	1
13 Asdrúbal Cabrera, S (1, 6) OBP: 0.290, SLG: 0.392		X FF 89 0-0 ① **G4-3**		1 SAFE B FC 90 X FC 92 1-0 ① **G6-3** 1-2	S FF 90 B FF 90 X CU 78 1-1 ③ **P6**		B SL 83 B FF 94 F SI 93 B SI 93 F SI 92 F FF 94 B FF 95 4-2 **BB**			3	0	0	0	1	0	2
23 Michael Brantley, L (1, 7) OBP: 0.331, SLG: 0.395		C FF 88 X FC 91 0-1 ② **L7**		B CH 84 X FF 92 1-0 **9 E** 2-H 1B		F CH 83 B FC 91 B FC 90 X FC 90 2-1 ① **L7**	C FF 89 X SI 91 0-1 ③ **F7**			4	0	1	1	0	0	1
41 Carlos Santana, S (1, 10) OBP: 0.362, SLG: 0.440		F FC 91 X FC 92 0-1 ③ **G4-3**		B FF 91 X FF 92 1-0 ② **F8**		H CU 79 1-0 **9 HR** HBP		B CH 84 X SI 91 1-0 ① **F9**		3	1	0	0	0	0	1
9 Ryan Raburn, R (1, 9) OBP: 0.367, SLG: 0.563 11 Drew Stubbs, R (8, 9) OBP: 0.302, SLG: 0.365			C FC 89 B FC 89 B FC 89 B FC 90 B FC 89 4-1 **10 1B 8 E 24 FC4-6** BB	D CU 83 X FF 90 1-0 **E1** 1-2		X CU 80 0-0 1-H HR		C SL 83 C SI 93 B SL 84 F SI 92 X SI 93 1-2 ② **G5-3**		3 2 1 2 1 0 1 0 0 0 0 0 0 0					
8 Lonnie Chisenhall, L (1, 5) OBP: 0.272, SLG: 0.362			C FF 90 B FC 91 X FF 91 1-1 **E3 24 FC4-6 10 1B** 1-2	B CH 84 S CH 84 B FF 91 X FC 91 2-1 ③ **L4**		B FF 90 B FC 90 B FF 89 B FF 88 4-0 **BB**		B SI 92 B SI 92 X FF 93 2-0 ③ **F7**		3	0	0	0	1	0	3
10 Yan Gomes, R (1, 2) OBP: 0.356, SLG: 0.537			C FF 92 C CU 83 X CU 84 0-2 **24 FC4-6** 1-2 2-3 1B		X FC 91 0-0 **24 SH1-3 22 G3** 2B	C FF 89 X FC 89 0-1 ② **L5**			C SI 91 F CH 85 X SI 92 0-2 ① **P3**	4	1	2	0	0	0	1

	AB	32
	R	5
	H	5
	RBI	5
	BB	4
	SO	6
	LOB	15

Inning Stats																				
	R: 0 E: 0 K: 3 S: 10	H: 0 LOB: 0 BB: 0 P: 15	R: 0 E: 0 K: 0 S: 5	H: 0 LOB: 0 BB: 0 P: 5	R: 1 E: 1 K: 0 S: 11	H: 1 LOB: 1 BB: 1 P: 16	R: 1 E: 1 K: 0 S: 7	H: 2 LOB: 2 BB: 0 P: 13	R: 1 E: 0 K: 0 S: 8	H: 1 LOB: 1 BB: 1 P: 16	R: 2 E: 0 K: 1 S: 8	H: 1 LOB: 1 BB: 1 P: 16	R: 0 E: 0 K: 0 S: 10	H: 0 LOB: 1 BB: 1 P: 16	R: 0 E: 0 K: 0 S: 6	H: 0 LOB: 0 BB: 0 P: 10	R: 0 E: 0 K: 2 S: 10	H: 0 LOB: 0 BB: 0 P: 12	1B: 3 2B: 2 3B: 0 HR: 1	SF: 0 SAC: 1 DP: 1 HBP: 1	WP: 1 PB: 0 SB: 0 CS: 0	PA: 38

PITCHER	IP	WLS	BF	H	R	ER	SO	BB	IBB	HBP	BLK	WP	HR	S	P	ERA	WHIP
21 Samuel Deduno, R (1, 1) ERA: 3.54	6.0	L	28	5	5	4	4	3	0	1	0	1	1	49	81	6.00	1.333
51 Anthony Swarzak, R (7, 1) ERA: 2.92	2.0		7	0	0	0	0	1	0	0	0	0	0	16	26	0.00	0.500
52 Brian Duensing, L (9, 1) ERA: 4.11	1.0		3	0	0	0	2	0	0	0	0	0	0	10	12	0.00	0.000

PITCHER	IP	WLS	BF	H	R	ER	SO	BB	IBB	HBP	BLK	WP	HR	S	P	ERA	WHIP

Cleveland Indians @ Minnesota Twins

Target Field, Minneapolis, MN

Tue Aug 13 2013, 7:14 PM - 9:43 PM CDT

Att. 29,806 - Partly Cloudy - 74 F

livebaseballscorecards.com

BOTTOM

Batter	1	2	3	4	5	6	7	8	9	AB	R	H	RBI	BB	SO	LOB
2 Brian Dozier, R (1, 4) OBP: 0.312, SLG: 0.424	C FF 91 X FF 92 0-1 F9 ①		C FF 92 C FF 93 S FF 94 0-3 K ②			C FF 92 B SL 85 F FF 92 S CU 82 1-3 K2-3 ①		B SI 89 X SI 89 1-0 L5 ②		4	0	0	0	0	2	1
7 Joe Mauer, L (1, 3) OBP: 0.397, SLG: 0.456	C FF 91 C FF 92 X SL 86 0-2 G1-3 ②		B FF 92 F FF 93 X FC 87 1-1 F8 ③			C CU 78 B FF 91 C CU 79 B FF 92 B CU 81 X FF 92 3-2 33 1B 33 E 1B		C FF 89 B FF 90 B SL 80 X SI 88 2-1 G4-3 ③		4	1	1	0	0	0	1
33 Justin Morneau, L (1, 10) OBP: 0.318, SLG: 0.423	C FC 91 B FF 92 F FC 86 F FF 92 B CH 82 F FF 92 F SL 87 F SL 86 X FF 92 2-2 F8 ③			C FF 91 F FF 90 X CU 81 0-2 F7 ①		C FF 89 F FF 91 X FF 92 0-2 E8 1-H 1B			C FF 92 S SL 82 X SL 81 0-2 G4-3 ①	4	0	1	0	0	0	0
16 Josh Willingham, R (1, 7) OBP: 0.348, SLG: 0.401		C FF 92 B SL 86 B SL 84 B FF 92 F FF 92 X FF 92 3-2 HR		B FF 92 B CU 78 B FF 92 C FF 94 X SL 86 3-1 G3 ②		B SI 93 S FF 93 C FF 93 F FF 95 F CU 83 S FF 94 1-3 K ②			B FF 93 B FF 92 X FF 92 2-0 G5-3 ②	4	1	1	1	0	1	1
31 Oswaldo Arcia, L (1, 9) OBP: 0.324, SLG: 0.455		S FF 91 B FF 93 C CU 79 F FF 92 F FC 92 X FF 92 1-2 G5-3 ①		F FF 91 B FF 91 B CU 80 F FF 90 F FF 90 F FF 91 D CH 83 F FF 92 D SL 86 4-2 BB		C CU 79 B FF 93 T CU 80 S CU 83 1-3 K2-3 ③			B FF 92 C FF 92 X FF 92 1-1 2B	3	0	1	0	1	1	1
24 Trevor Plouffe, R (1, 5) OBP: 0.299, SLG: 0.386		C CU 77 B SL 86 F FF 92 X FF 92 1-2 P2 ②		X FF 92 0-0 F8 ③			B FF 95 C KC 84 X FF 95 1-1 G6-3 ①		C FF 91 B SL 82 S SL 81 B SL 81 X FF 92 2-2 P6 ③	4	0	0	0	0	0	2
12 Chris Herrmann, L (1, 2) OBP: 0.329, SLG: 0.386		B FF 90 F FF 90 B CH 82 F FF 91 S FF 91 2-3 K ③			F FF 90 T FF 90 B FF 90 X CH 80 1-2 G4-3 ①		S FF 95 B FF 96 C KC 84 F FF 96 S KC 85 1-3 K ②			3	0	0	0	0	2	0
11 Clete Thomas, L (1, 8) OBP: 0.299, SLG: 0.333			B FF 89 T FF 90 B FF 90 B CH 79 F FF 89 F FF 90 F CU 79 X FF 90 3-2 25 G3 2B		C CU 78 B CH 80 F FF 92 C FF 92 1-3 K ②		B FF 95 C FF 95 C FF 96 S KC 86 1-3 K ③			3	0	1	0	0	2	0
25 Pedro Florimón, S (1, 6) OBP: 0.273, SLG: 0.332			S FF 90 B FF 91 L FF 91 X CU 81 1-2 G3 ① 2-3		C FF 90 F CU 81 S FF 92 0-3 K ③			B FF 89 B SI 89 B FF 89 C FF 89 F SI 88 X SI 89 3-2 L3 ①		3	0	0	0	0	1	1
Inning Stats	R: 0 E: 0 K: 0 S: 12 H: 0 LOB: 0 BB: 0 P: 14	R: 1 E: 0 K: 1 S: 14 H: 1 LOB: 0 BB: 0 P: 21	R: 0 E: 0 K: 1 S: 13 H: 1 LOB: 1 BB: 0 P: 18	R: 0 E: 0 K: 0 S: 11 H: 0 LOB: 1 BB: 1 P: 18	R: 0 E: 0 K: 2 S: 9 H: 0 LOB: 0 BB: 0 P: 11	R: 1 E: 1 K: 3 S: 17 H: 2 LOB: 1 BB: 0 P: 23	R: 0 E: 0 K: 2 S: 9 H: 0 LOB: 0 BB: 0 P: 12	R: 0 E: 0 K: 0 S: 6 H: 0 LOB: 0 BB: 0 P: 12	R: 0 E: 0 K: 0 S: 9 H: 1 LOB: 1 BB: 0 P: 14	1B: 2 2B: 2 3B: 0 HR: 1 SF: 0 SAC: 0 DP: 0 HBP: 0						

	AB	32
	R	2
	H	5
	RBI	1
	BB	1
	SO	9
	LOB	7

PITCHER		IP	WLS	BF	H	R	ER	SO	BB	IBB	HBP	BLK	WP	HR	S	P	ERA	WHIP
34 Zach McAllister, R ERA: 3.74	(1, 1)	6.0	W	23	4	2	1	7	1	0	0	0	0	1	76	105	1.50	0.833
37 Cody Allen, R ERA: 2.5	(7, 1)	1.0	H	3	0	0	0	2	0	0	0	0	0	0	9	12	0.00	0.000
38 Joe Smith, R ERA: 2.8	(8, 1)	1.0	H	3	0	0	0	0	0	0	0	0	0	0	6	12	0.00	0.000
54 Chris Perez, R ERA: 3.26	(9, 1)	1.0	S	4	1	0	0	0	0	0	0	0	0	0	9	14	0.00	1.000

PITCHER	IP	WLS	BF	H	R	ER	SO	BB	IBB	HBP	BLK	WP	HR	S	P	ERA	WHIP

Cleveland Indians @ Minnesota Twins

Target Field, Minneapolis, MN

Wed Aug 14 2013, 12:11 PM - 4:31 PM CDT

Att. 35,133 - Partly Cloudy - 73 F

livebaseballscorecards.com

Batter	1	2	3	4	5	6	7	8	9	10	11	12	AB	R	H	RBI	BB	SO	LOB
24 Michael Bourn, L (1, 8) OBP: 0.319, SLG: 0.352	F FF 91 X SI 91 0-1 33 CS 1B		B CU 81 S CH 83 B SI 91 F CH 84 S SL 84 2-3 K ②		C SI 93 B CH 85 S CH 83 S CH 84 1-3 K ②		X SL 85 0-0 B1-3 ②		X FF 94 0-0 B1 ①		C SL 86 B CH 88 B FF 95 C FF 94 B SL 88 F FF 95 S CU 81 3-3 K ③		6	0	1	0	0	3	0
33 Nick Swisher, S (1, 3) OBP: 0.335, SLG: 0.389	S SI 91 F SI 91 D SL 86 1 SAFE B SI 91 D SI 92 S SI 90 3-3 K ① ② 1-2		C SL 83 B SL 83 B SI 92 X SI 92 2-1 F8 ③		F SI 92 B FF 92 T SL 83 X SI 92 1-2 F7 ③		T SI 92 F SI 93 B FF 92 B SI 93 C CH 88 2-3 K ③		C SI 96 C SL 86 F FF 97 F FF 96 B FF 96 S SL 86 1-3 K ②			B SL 85 X FF 92 1-0 41 F9 22 1B 23 SF8 1B	6	1	1	0	0	3	1
22 Jason Kipnis, L (1, 4) OBP: 0.372, SLG: 0.483	B SL 84 B SI 93 B SI 92 C FF 92 C SI 91 B FF 92 4-2 41 FC6 BB			C SL 83 F FF 91 X SL 85 0-2 F8 ①		B CU 78 X CH 82 1-0 23 1B 2B		C FF 90 B SL 86 X SL 86 1-1 41 E 41 FC3 23 1B 1B	C SL 84 F SL 87 B FF 97 F SL 84 B SL 84 C FF 96 2-3 K ③			B FF 93 F SI 93 F FF 94 X CU 80 1-2 10 BB 1B 1-2	5	2	3	0	1	1	0
41 Carlos Santana, S (1, 2) OBP: 0.361, SLG: 0.445	B SI 91 C SI 91 X SI 90 1-1 FC6 ③ 1-2f			H SI 92 1-0 25 1B 4 1B HBP		X SI 91 0-0 P5 ①		S FF 92 1 SAFE S SL 87 1 SAFE B FF 92 F SL 88 B CU 78 X CU 78 2-2 FC3 23 1B 25 HR 1-3		B SL 84 X FF 94 1-0 HR		L FF 94 S FF 94 X CU 80 0-2 F9 ① 2-3	5	3	1	1	0	0	5
23 Michael Brantley, L (1, 7) OBP: 0.331, SLG: 0.395		B SI 91 C CH 81 F CH 82 X SI 91 1-2 L8 ①		B SI 90 X SI 92 1-0 L7 ②		B CH 83 C SI 91 X CH 83 1-1 4 F8 25 BB 1B 2-H		F FF 92 B FF 91 F FF 92 X SL 86 1-2 25 HR 1B 3-H		C SI 94 X SL 86 0-1 F7 ①		C FF 96 F FF 95 X FF 95 0-2 SF8 ② 3-H	5	1	2	3	0	0	1
25 Jason Giambi, L (1, 10) OBP: 0.292, SLG: 0.395 10 Yan Gomes, R (10, PH) OBP: 0.358, SLG: 0.534 (10, 10)		F FF 92 B CH 84 X FF 92 1-1 G3-1 ②		B SI 90 X SI 91 1-0 4 WP 4 1B 1-3 1B		B SI 92 B SI 91 B SI 91 B SI 93 4-0 1-2 BB		X SL 86 0-0 1-H 2-H HR		B SL 85 C SL 84 F FF 95 S SL 85 1-3 K2-3 ②		1 SAFE B SI 94 B FF 94 B FF 96 C FF 95 B FF 94 4-1 1-2 BB	3	2	2	3	1	0	0
4 Mike Aviles, R (1, 6) OBP: 0.290, SLG: 0.383 (6, 5)		C SL 83 B SL 84 B FF 93 B FF 92 X SI 92 3-1 1B		C FF 92 C SI 91 B SL 86 F SL 85 X SL 84 1-2 1-H 3-H 1B		C SL 81 F FF 91 X FF 92 0-2 F8 ② 2-3		F SL 88 B FF 92 X SL 86 1-1 G6-3 ①		B FF 93 X FF 94 1-0 L9 ③		B FF 96 B SL 86 F FF 94 X FF 95 2-1 G4-3 ③	1	0	0	0	0	0	0
													6	0	2	2	0	0	4
8 Lonnie Chisenhall, L (1, 5) OBP: 0.269, SLG: 0.359 13 Asdrúbal Cabrera, S (6, PH) OBP: 0.288, SLG: 0.389 (6, 6)		B SI 92 X CH 84 1-0 G3 ③		B SI 91 B SI 92 B SI 93 C FF 93 X SI 90 3-1 G4-3 ③		B SI 89 C FF 90 F FF 91 S FF 92 1-3 K ③		F SI 90 X SI 92 0-1 F9 ②			B FF 93 B FF 92 C SI 92 F SI 94 S CU 81 2-3 K ①		2	0	0	0	0	0	2
													3	0	0	0	0	2	2
11 Drew Stubbs, R (1, 9) OBP: 0.298, SLG: 0.360			C FF 90 B CH 82 S SI 90 B SI 91 X SI 92 2-2 G5-3 ①		C CU 82 B CU 80 S SI 91 F FF 92 B SL 85 B SI 92 X SI 91 3-2 G5-3 ①		S FF 92 F FF 92 B FF 92 X CH 87 1-2 P6	C SL 81 F SI 90 B SL 83 F SI 93 S CH 83 1-3 K ③			B SL 86 X SL 85 1-0 F8 ②	5	0	0	0	0	1	0
Inning Stats	R: 0 E: 0 K: 1 S: 9 H: 1 LOB: 1 BB: 1 P: 17	R: 0 E: 0 K: 0 S: 8 H: 1 LOB: 1 BB: 0 P: 14	R: 0 E: 0 K: 1 S: 8 H: 0 LOB: 0 BB: 0 P: 14	R: 2 E: 0 K: 0 S: 11 H: 2 LOB: 1 BB: 0 P: 18	R: 0 E: 0 K: 1 S: 10 H: 0 LOB: 0 BB: 0 P: 15	R: 1 E: 0 K: 1 S: 10 H: 2 LOB: 2 BB: 1 P: 17	R: 0 E: 0 K: 1 S: 7 H: 0 LOB: 0 BB: 0 P: 10	R: 4 E: 1 K: 1 S: 18 H: 3 LOB: 0 BB: 0 P: 24	R: 0 E: 0 K: 2 S: 10 H: 0 LOB: 0 BB: 0 P: 13	R: 1 E: 0 K: 1 S: 7 H: 1 LOB: 0 BB: 0 P: 10	R: 0 E: 0 K: 2 S: 8 H: 0 LOB: 0 BB: 0 P: 14	R: 1 E: 0 K: 0 S: 13 H: 2 LOB: 2 BB: 1 P: 21	1B: 9 2B: 2 3B: 0 HR: 2 SF: 1 SAC: 0 DP: 1 HBP: 1						

PITCHER		IP	WLS	BF	H	R	ER	SO	BB	IBB	HBP	BLK	WP	HR	S	P	ERA	WHIP
44 Kyle Gibson, R ERA: 6.27	(1, 1)	5.1		24	6	3	3	3	2	0	1	0	1	0	50	88	5.06	1.500
20 Josh Roenicke, R ERA: 2.98	(6, 1)	0.1	H	1	0	0	0	0	0	0	0	0	0	0	3	3	0.00	0.000
56 Caleb Thielbar, L ERA: 0.88	(6, 1)	0.1	H	1	0	0	0	1	0	0	0	0	0	0	3	4	0.00	0.000
61 Jared Burton, R ERA: 2.94	(7, 1)	1.0	H	3	0	0	0	1	0	0	0	0	0	0	7	10	0.00	0.000
50 Casey Fien, R ERA: 3.44	(8, 1)	0.1		5	3	4	3	0	0	0	0	0	0	1	12	17	81.00	9.000
52 Brian Duensing, L ERA: 4.05	(8, 1)	0.2		2	0	0	0	1	0	0	0	0	0	0	6	7	0.00	0.000
15 Glen Perkins, L ERA: 2.45	(9, 1)	1.2		6	1	1	1	3	0	0	0	0	0	1	16	21	5.40	0.600
57 Ryan Pressly, R ERA: 4.06	(10, 1)	2.1	L	10	2	1	1	2	1	0	0	0	0	0	22	37	3.86	1.286

TOP

AB	47
R	9
H	12
RBI	9
BB	3
SO	11
LOB	15

WP: 1 PB: 0 SB: 0 CS: 1

PA: 52

Batter	1	2	3	4	5	6	7	8	9	10	11	12	AB	R	H	RBI	BB	SO	LOB
2 Brian Dozier, R (1, 4) OBP: 0.312, SLG: 0.420	B FF 93 F FF 92 B SI 93 X FF 95 2-1 F7 ①	X FF 94 0-0 7 1B 1-3 1B 3-H		C CU 81 S CH 88 S SL 84 0-3 K ③		C CU 73 B CU 77 B FF 90 B CU 72 B FF 92 4-1 7 1B 1-2 2-3 BB	C SL 80 X FC 93 0-1 F9 ③			B FF 92 X FF 91 1-0 F7 ①		C SL 81 C SL 80 X SI 89 0-2 G5-3 ②	6	0	1	1	1	4	
7 Joe Mauer, L (1, 2) OBP: 0.402, SLG: 0.467	B SI 95 S FF 95 F FF 96 X CH 87 1-2 33 2B 16 SF9 1B	1 SAFE F SI 95 F FF 95 F SL 84 X FF 94 0-2 ② 1-2 3-H 1B			C CU 82 X FF 95 0-1 33 1B 1B	B FF 90 C FF 91 D CU 76 X CU 74 2-1 33 G5-4-3 1-3 2-H 3-H 1B		B FC 92 B SL 78 B FC 92 C FC 93 T FC 93 X FC 93 3-2 G6-3 ①		B FF 92 B FF 92 X FF 92 2-0 HR		C SL 79 C SL 82 B SL 82 S SL 82 1-3 K ③	7	2	5	4	0	1	0
33 Justin Morneau, L (1, 3) OBP: 0.318, SLG: 0.424	F FF 94 F CH 86 F FF 95 B FF 95 F FF 94 X CH 87 1-2 16 SF9 31 2B 1-3 2B	X FF 94 0-0 F8 ③			B CH 88 C CU 82 S FF 95 B FF 95 B SL 83 1 SAFE F CH 87 X CH 87 3-2 1B 1-3 1B	B SI 91 F SI 92 F FF 93 1 SAFE X SI 93 1-2 G5-4-3 ②③ 1-2f		B FC 92 B FC 92 C FC 93 F FC 92 X SL 80 2-2 G4-3 ②		X SL 80 0-0 G4-3 ②			6	1	2	0	0	0	3
16 Josh Willingham, R (1, 10) OBP: 0.348, SLG: 0.399 12 Chris Herrmann, L (8, PR) OBP: 0.337, SLG: 0.394 (9, 10)	S FF 96 X FF 96 0-1 SF9 ② 2-3 3-H	C FF 95 B CU 81 S CH 86 X FF 96 1-2 G6-3 ①			C FF 96 F FF 96 S SL 84 0-3 K ①	C CU 73 F CU 76 C FF 93 0-3 K ②	B SI 93 B SI 93 B SI 92 B SI 90 4-0 55 1B 24 1B BB	C FC 93 B FC 93 B SL 80 H FC 92 3-1 HBP		C FF 92 S SL 81 B FF 92 B SL 81 X FF 92 2-2 1B			2 1	1 0	0 1	1 0	1 0	2 0	
31 Oswaldo Arcia, L (1, 7) OBP: 0.320, SLG: 0.452	B FF 96 X FF 93 1-0 3-H 2B	B CH 87 F FF 94 X CH 88 1-1 G3 ②			C CU 73 F CU 76 C FF 93 0-3 K ②		D SI 92 F SI 93 B CH 82 F FF 94 1 SAFE F SI 94 D CU 82 F SI 93 S SI 93 3-3 K ①	B KC 81 C KC 93 B FF 95 1 SAFE C FF 95 S FF 96 2-3 K ③		C SL 79 S SL 80 1 SAFE X FF 91 0-2 F7 ③			6	0	1	1	0	3	5
24 Trevor Plouffe, R (1, 5) OBP: 0.297, SLG: 0.382	2 SAFE C FF 94 F FF 94 C CU 82 0-3 K ③		S SL 84 X SI 94 0-1 G6-3 ③		B CU 74 C FF 93 1 SAFE C CU 76 F FF 93 1 SAFE X CU 78 1-2 L7 ③		1 SAFE C SL 89 B SI 94 X SI 94 1-1 25 BB 55 1B 1-2 1B		C KC 84 B FF 96 X FF 95 1-1 F9 ①		B SL 79 F FF 92 F FF 91 S SL 82 1-3 K ①		6	0	1	0	0	2	3
55 Chris Colabello, R (1, 9) OBP: 0.304, SLG: 0.386 22 Wilkin Ramirez, R (8, 9) OBP: 0.260, SLG: 0.298		X FF 95 0-0 G1-3 ①		X FF 95 0-0 1B		B CU 72 B CU 73 F FF 91 C FF 91 X CU 73 2-2 G4-3 ①	B SI 93 X SI 93 1-0 25 BB 1-2 2-H 1B		B KC 84 X FF 95 1-0 G5-3 ②		B SL 81 X FF 92 1-0 L9 ②		4 2	0 0	2 0	1 0	0 0	0 0	0 0
11 Clete Thomas, L (1, 8) OBP: 0.304, SLG: 0.343		C FF 95 F CU 79 F FF 95 X FF 95 0-2 25 1B 2 1B 2B		F FF 95 X FF 95 0-1 F8 ①		B FF 92 C FF 91 B CU 74 X FF 91 2-1 2 BB 25 HBP 7 1B 1B	C FC 92 B FC 92 B SL 79 B FC 94 X FC 92 3-1 F7 ②		C FF 96 B FF 95 C KC 86 B FF 96 X FF 95 2-2 1B		B FF 91 C FF 90 C SL 80 B SL 82 S FF 92 2-3 K ③		6	2	3	0	0	1	3
25 Pedro Florimón, S (1, 6) OBP: 0.277, SLG: 0.331	F FF 96 B FF 96 B CU 81 F FF 95 X CU 80 2-2 2 1B 7 1B 2-3 1B			S CH 88 F FF 95 F FF 96 F FF 95 F FF 95 B FF 94 1 SAFE S FF 94 1-3 K ②		C CU 74 H FF 91 1-1 2 BB 7 1B 1-2 HBP	B FC 92 B FC 92 C FC 92 2 SAFE S SL 81 B FC 93 B FC 92 4-2 1-2 2-3 BB		T FF 95 B FF 95 1 SAFE B KC 84 S FF 95 1 SAFE S FF 96 2-3 K ③			C SI 89 X FF 91 0-1 B2 ①	4	2	1	0	1	2	2
Inning Stats	R: 2 E: 0 K: 1 S: 16 H: 3 LOB: 1 BB: 0 P: 21	R: 2 E: 0 K: 0 S: 14 H: 4 LOB: 1 BB: 0 P: 16	R: 0 E: 0 K: 0 S: 7 H: 0 LOB: 0 BB: 0 P: 9	R: 0 E: 0 K: 2 S: 12 H: 1 LOB: 1 BB: 0 P: 13	R: 0 E: 0 K: 2 S: 16 H: 2 LOB: 2 BB: 0 P: 20	R: 2 E: 0 K: 0 S: 12 H: 2 LOB: 1 BB: 1 P: 24	R: 1 E: 0 K: 1 S: 14 H: 2 LOB: 3 BB: 2 P: 30	R: 0 E: 0 K: 1 S: 10 H: 0 LOB: 1 BB: 0 P: 20	R: 0 E: 0 K: 1 S: 9 H: 1 LOB: 1 BB: 1 P: 15	R: 1 E: 0 K: 0 S: 9 H: 2 LOB: 1 BB: 0 P: 14	R: 0 E: 0 K: 2 S: 7 H: 0 LOB: 0 BB: 0 P: 11	R: 0 E: 0 K: 1 S: 8 H: 0 LOB: 0 BB: 0 P: 9	1B: 13 2B: 3 3B: 0 HR: 1 SF: 1 SAC: 0 DP: 1 HBP: 2	WP: 0 PB: 0 SB: 0 CS: 0 PA: 56					

PITCHER		IP	WLS	BF	H	R	ER	SO	BB	IBB	HBP	BLK	WP	HR	S	P	ERA	WHIP
59 Carlos Carrasco, R ERA: 7.82	(1, 1)	4.1		22	10	4	4	4	0	0	0	0	0	0	58	71	8.31	2.308
53 Rich Hill, L ERA: 6.12	(5, 1)	1.0		7	2	2	2	1	1	0	1	0	0	0	16	28	18.00	3.000
32 Matt Albers, R ERA: 3.45	(6, 1)	1.0		5	2	1	1	1	1	0	0	0	0	0	11	21	9.00	3.000
27 Bryan Shaw, R ERA: 4.08	(7, 1)	1.1		6	0	0	0	0	1	0	1	0	0	0	13	28	0.00	0.750
37 Cody Allen, R ERA: 2.44	(8, 1)	1.1		5	1	0	0	2	0	0	0	0	0	0	12	20	0.00	0.750

PITCHER		IP	WLS	BF	H	R	ER	SO	BB	IBB	HBP	BLK	WP	HR	S	P	ERA	WHIP
54 Chris Perez, R ERA: 3.32	(10, 1)	2.0	W	8	2	1	1	2	0	0	0	0	0	1	16	25	4.50	1.000
38 Joe Smith, R ERA: 2.74	(12, 1)	1.0	S	3	0	0	0	1	0	0	0	0	0	0	8	9	0.00	0.000

Cleveland Indians @ Minnesota Twins

Target Field, Minneapolis, MN

Wed Aug 14 2013, 12:11 PM - 4:31 PM CDT

Att. 35,133 - Partly Cloudy - 73 F

BOTTOM

livebaseballscorecards.com

AB	50
R	8
H	17
RBI	8
BB	3
SO	11
LOB	22

Cleveland Indians @ Oakland Athletics

O.co Coliseum, Oakland, CA

Fri Aug 16 2013, 10:08 PM - 12:46 AM EDT

Att. 17,491 - Partly Cloudy - 65 F

TOP

livebaseballscorecards.com

Batter	1	2	3	4	5	6	7	8	9	AB	R	H	RBI	BB	SO	LOB
24 Michael Bourn, L (1, 8) OBP: 0.319, SLG: 0.349	B FF 91 F FF 90 B FF 91 B FF 91 C FF 91 T FF 91 3-2 ① **K**		B FF 88 C FF 88 B SL 83 X FF 89 2-1 ① F7		B FF 86 S FF 89 B CU 68 X FF 89 2-1 ② L9		X FF 94 0-0 ① SH1-4 2-3	B SI 95 F SI 94 B SI 95 B SI 95 B SI 96 4-1 BB		3	0	0	0	1	1	0
33 Nick Swisher, S (1, 3) OBP: 0.338, SLG: 0.390	B FF 91 C CH 83 B FF 92 C FF 90 C CU 70 2-3 ② **K**		F CH 82 X FF 89 0-1 41 1B / 41 E 1B		C CU 69 B CU 68 F FF 90 B SL 82 F CU 68 B FF 89 B CH 81 4-2 22 2B BB		X FF 94 0-0 23 BB 22 BB 1B 3-H	C SL 85 D SL 86 S FF 96 B FF 97 X CH 88 2-2 ③ G4-3		4	1	2	1	1	1	2
22 Jason Kipnis, L (1, 4) OBP: 0.374, SLG: 0.484	B CH 81 S FF 90 B SL 83 B CH 83 B FF 91 4-1 BB		C FF 88 B CU 68 X CH 81 1-1 ② L9		C CH 81 C CU 68 D CU 67 X FF 90 1-2 1-3 2B		B FF 94 B FF 93 B FF 93 B FF 94 4-0 23 BB 1-2 BB		C SL 85 X SI 93 0-1 ① P6	3	0	1	0	2	0	1
41 Carlos Santana, S (1, 10) OBP: 0.364, SLG: 0.444 4 Mike Aviles, R (9, PR) OBP: 0.290, SLG: 0.383	C FF 90 1 SAFE B FF 90 X CH 82 1-1 ③ P5		B CU 68 C FF 90 B FF 89 D CH 81 F FF 89 X FF 91 3-2 E9 1-H 1B		B FF 89 C CU 68 B FF 88 B FF 90 B CH 80 4-1 BB		C CU 80 X FF 92 0-1 ② F4		C SL 85 B SL 86 B FF 93 B FF 94 C FF 94 D FF 95 4-2 13 L5-4 23 1B BB	3 0	0 0	1 0	0 0	2 0	0 0	3 0
23 Michael Brantley, L (1, 7) OBP: 0.334, SLG: 0.396		C FF 90 B CH 83 S CH 82 F FF 92 F SL 83 B CU 70 X CH 83 2-2 10 G5-4-3 13 BB 1B	C CU 68 F FF 89 B FF 90 F CU 69 B FF 90 F FF 90 X FF 90 2-2 ③ P5		B FF 88 X FF 87 1-0 ③ L8		B FF 94 C FF 94 S CU 81 B FF 94 B FF 94 B FF 94 4-2 1-2 2-3 BB		C FF 93 B FF 93 F FF 92 X FF 94 1-2 1-2 1B	4	0	2	0	1	0	4
13 Asdrúbal Cabrera, S (1, 6) OBP: 0.286, SLG: 0.384		B FF 90 B FF 90 F CH 81 1 SAFE B FF 89 B FF 90 4-1 10 G5-4-3 1-2 BB		B FF 86 C FF 88 F CU 69 X CH 80 1-2 ① P6	B SI 90 X SI 89 1-0 ① L7		X CU 80 0-0 ③ F7		C SL 84 X SL 85 0-1 ② ③ L5-4 2-2	4	0	0	0	1	0	5
10 Yan Gomes, R (1, 2) OBP: 0.350, SLG: 0.522		B SL 82 B FF 89 X FF 89 2-0 ① ② G5-4-3 1-2f 2-3		B SL 82 S FF 88 B SL 83 X FF 89 2-1 ② F7	B FF 90 T FF 89 F SI 90 F SL 82 F SI 90 C SI 92 1-3 ② **K**			B SL 86 C FF 96 F FF 96 F FF 95 B SL 85 F SL 86 F FF 96 X FF 97 2-2 ① G6-3		4	0	0	0	0	1	2
8 Lonnie Chisenhall, L (1, 5) OBP: 0.269, SLG: 0.354		B FF 90 D CH 82 C FF 89 B FF 90 B FF 90 4-1 BB		F FF 88 F SL 80 B FF 90 F FF 90 F CU 68 X FF 90 1-2 ③ P6	F SI 91 B SI 92 X FF 91 1-1 ③ L6			S SI 94 B FF 93 X SI 95 1-1 ② G6-3		3	0	0	0	1	0	0
11 Drew Stubbs, R (1, 9) OBP: 0.300, SLG: 0.367		C SL 84 S SL 84 B SL 82 F FF 91 C CU 70 1-3 ③ **K**		C FF 87 X SL 80 0-1 ① G6-3			F FF 92 X FF 92 0-1 24 SH1-4 33 1B 2B	C FF 95 B SL 86 B SL 85 X FF 96 2-1 2B		4	1	2	0	0	1	2
Inning Stats	R: 0 E: 0 K: 2 S: 9 H: 0 LOB: 1 BB: 1 P: 19	R: 0 E: 0 K: 1 S: 12 H: 1 LOB: 2 BB: 2 P: 25	R: 1 E: 1 K: 0 S: 14 H: 2 LOB: 1 BB: 0 P: 22	R: 0 E: 0 K: 0 S: 10 H: 0 LOB: 0 BB: 0 P: 14	R: 0 E: 0 K: 0 S: 12 H: 1 LOB: 3 BB: 2 P: 24	R: 0 E: 0 K: 1 S: 8 H: 0 LOB: 0 BB: 0 P: 11	R: 1 E: 0 K: 0 S: 9 H: 2 LOB: 3 BB: 2 P: 17	R: 0 E: 0 K: 0 S: 14 H: 1 LOB: 2 BB: 1 P: 25	R: 0 E: 0 K: 0 S: 9 H: 1 LOB: 1 BB: 1 P: 14	1B: 5 2B: 4 3B: 0 HR: 0 SF: 0 SAC: 1 DP: 2 HBP: 0						

	AB	32
	R	2
	H	8
	RBI	1
	BB	9
	SO	4
	LOB	19

PITCHER		IP	WLS	BF	H	R	ER	SO	BB	IBB	HBP	BLK	WP	HR	S	P	ERA	WHIP
64 A.J. Griffin, R ERA: 3.76	(1, 1)	5.0		23	4	1	0	3	5	0	0	0	0	0	57	104	0.00	1.800
61 Dan Otero, R ERA: 1.52	(6, 1)	1.0	H	3	0	0	0	1	0	0	0	0	0	0	8	11	0.00	0.000
62 Sean Doolittle, L ERA: 3.04	(7, 1)	1.0	W	7	2	1	1	0	2	0	0	0	0	0	9	17	9.00	4.000
48 Ryan Cook, R ERA: 1.99	(8, 1)	1.0	H	5	1	0	0	0	1	0	0	0	0	0	14	25	0.00	2.000
50 Grant Balfour, R ERA: 1.88	(9, 1)	1.0	S	4	1	0	0	0	1	0	0	0	0	0	9	14	0.00	2.000

PITCHER	IP	WLS	BF	H	R	ER	SO	BB	IBB	HBP	BLK	WP	HR	S	P	ERA	WHIP

Batter	1	2	3	4	5	6	7	8	9	AB	R	H	RBI	BB	SO	LOB
18 Alberto Callaspo, S (1, 10) OBP: 0.323, SLG: 0.350	B FF 92 C SI 87 F FF 92 B SI 92 X SI 89 2-2 ① G4-3		B FF 91 B SI 87 B SI 88 C FF 89 X FF 89 3-1 ① G3		C SL 78 C SI 91 B FF 94 F SL 86 B SL 84 B FF 91 F SI 86 X SI 86 3-2 ② G4-3			C SI 88 X FF 90 0-1 ① L9		4	0	0	0	0	0	0
8 Jed Lowrie, S (1, 6) OBP: 0.347, SLG: 0.414	C FF 92 B SI 91 F FF 93 F SI 94 S SL 86 1-3 ② K		B SI 91 X FF 92 1-0 52 FC5-4 1B		B SI 89 C SL 82 F SI 89 X FF 94 1-2 ③ P5			B FF 91 B SI 86 X SI 90 2-0 ② L9		4	0	1	0	0	1	0
16 Josh Reddick, L (1, 9) OBP: 0.304, SLG: 0.379	F FF 94 X SI 93 0-1 52 HR 1B		C FF 93 F SL 82 S FF 95 0-3 ② K			S SI 90 B SI 90 X SL 80 1-1 ① F8		F SI 90 B FF 93 T SI 90 X FF 94 1-2 52 9S 1B		4	1	2	0	0	1	1
52 Yoenis Cespedes, R (1, 8) (9, 7) OBP: 0.295, SLG: 0.439	C FF 94 X SL 84 0-1 1-H HR		X FF 94 0-0 ③ FC5-4 1-2f			B SI 88 C FF 94 F SI 90 B SL 85 B SL 82 X SI 88 3-2 ② G4-3		C KC 82 B FF 93 F FF 92 B KC 84 B KC 83 X FF 94 3-2 ③ P3 1-2		4	1	1	2	0	0	2
37 Brandon Moss, L (1, 3) OBP: 0.313, SLG: 0.455	B FF 93 F FF 94 X SI 94 1-1 ③ G3-1			B SI 92 C SI 93 X SL 83 1-1 20 SH1-3 2B		C FF 92 S FF 94 C FF 92 0-3 ③ K				3	0	1	0	0	1	0
20 Josh Donaldson, R (1, 5) OBP: 0.375, SLG: 0.480		C FF 93 S FF 93 B SI 92 F SI 92 X SL 85 1-2 ① F9		M SI 91 X SL 83 0-1 ① SH1-3 2-3			B CH 86 S SL 77 B FF 91 X CH 83 2-1 ① G5-3			2	0	0	0	0	0	0
15 Seth Smith, L (1, 7) OBP: 0.314, SLG: 0.368 25 Chris Young, R (9, 8) OBP: 0.277, SLG: 0.375		C SI 90 F FF 95 B SI 93 S SL 85 1-3 ② K		C SI 93 B FF 94 F SI 92 X FF 95 1-2 ② G6-3			B SI 88 F FF 90 X SI 89 1-1 ② G4-3			3 0	0 0	0 0	0 0	0 0	1 0	1 0
21 Stephen Vogt, L (1, 2) OBP: 0.318, SLG: 0.390		B SI 90 F FF 94 F SI 94 B FF 94 B SI 86 B SI 90 4-2 BB		X SI 92 0-0 ③ P5			B SI 90 C SI 88 B FF 91 X SI 86 2-1 28 2B 1B			2	1	1	0	1	0	1
28 Eric Sogard, L (1, 4) OBP: 0.329, SLG: 0.384		C FF 92 C SL 83 D SI 92 X SL 83 1-2 ③ G1-3			C FF 89 S SI 90 B SI 92 X SL 83 1-2 ① G3-1		C SI 86 X SI 91 0-1 ③ 1-H 2B			3	0	1	1	0	0	1
Inning Stats	R: 2 E: 0 K: 1 S: 13 H: 2 LOB: 0 BB: 0 P: 17	R: 0 E: 0 K: 1 S: 12 H: 0 LOB: 1 BB: 1 P: 19	R: 0 E: 0 K: 1 S: 7 H: 1 LOB: 1 BB: 0 P: 11	R: 0 E: 0 K: 0 S: 8 H: 1 LOB: 1 BB: 0 P: 10	R: 0 E: 0 K: 0 S: 11 H: 0 LOB: 0 BB: 0 P: 16	R: 0 E: 0 K: 1 S: 8 H: 0 LOB: 0 BB: 0 P: 12	R: 1 E: 0 K: 0 S: 8 H: 2 LOB: 1 BB: 0 P: 13	R: 0 E: 0 K: 0 S: 9 H: 1 LOB: 1 BB: 0 P: 15		1B: 4 2B: 2 3B: 0 HR: 1	SF: 0 SAC: 1 DP: 0 HBP: 0			WP: 0 PB: 0 SB: 1 CS: 0	PA: 31	

PITCHER		IP	WLS	BF	H	R	ER	SO	BB	IBB	HBP	BLK	WP	HR	S	P	ERA	WHIP
63 Justin Masterson, R ERA: 3.59	(1, 1)	7.2	L	30	7	3	3	4	1	0	0	0	0	1	73	107	3.52	1.043
37 Cody Allen, R ERA: 2.42	(8, 1)	0.1		1	0	0	0	0	0	0	0	0	0	0	3	6	0.00	0.000

PITCHER	IP	WLS	BF	H	R	ER	SO	BB	IBB	HBP	BLK	WP	HR	S	P	ERA	WHIP

BOTTOM

Cleveland Indians @ Oakland Athletics

O.co Coliseum, Oakland, CA

Fri Aug 16 2013, 10:08 PM - 12:46 AM EDT

Att. 17,491 - Partly Cloudy - 65 F

livebaseballscorecards.com

AB	29
R	3
H	7
RBI	3
BB	1
SO	4
LOB	6

Cleveland Indians @ Oakland Athletics

O.co Coliseum, Oakland, CA

Sat Aug 17 2013, 9:07 PM - 12:16 AM EDT

Att. 35,067 - Partly Cloudy - 72 F

TOP

livebaseballscorecards.com

Batter	1	2	3	4	5	6	7	8	9	AB	R	H	RBI	BB	SO	LOB
24 Michael Bourn, L (1, 8) OBP: 0.320, SLG: 0.358	C FF 88 B SI 90 C SL 80 C SL 82 1-3 ① K	F FF 89 B CH 80 1 SAFE B FF 89 B FF 90 F FF 89 C FF 90 3-3 ②③ K 1-2			B SI 90 2 SAFE L FF 88 B FF 89 X FF 88 2-1 ①② L9-5 2-3		C SL 84 B CU 73 C CU 71 B SL 87 B SI 90 X SL 84 3-2 HR		C FC 87 B CH 84 S FC 88 1 SAFE B FC 90 X FC 90 2-2 33 1B 1-2 22 1B 1B	5	2	2	1	0	2	2
33 Nick Swisher, S (1, 3) OBP: 0.341, SLG: 0.399	X FF 90 0-0 HR		B CU 74 X SI 90 1-0 ① F7		C SL 82 S CH 81 B FF 90 B SL 83 B SL 84 B SI 90 4-2 22 FC6 BB		B CH 82 C CH 82 B SL 85 C SI 91 C SL 84 2-3 ② K		D CU 74 B FC 90 F FC 90 F CU 73 X FC 90 2-2 22 1B 1-3 2-H 1B	4	2	2	2	1	1	0
22 Jason Kipnis, L (1, 4) OBP: 0.373, SLG: 0.481	C FF 91 C CH 82 B SL 84 F FF 91 S SL 82 1-3 ② K		C FF 90 S SL 82 B SL 82 C SI 91 1-3 ② K		D CH 82 C SI 90 X SI 90 1-1 ③ FC6 1-2f		B SL 85 C SL 84 B CU 73 C SI 89 B SI 87 S CU 71 3-3 ③ K		B SL 80 B CH 68 F SL 79 F CH 68 X SI 89 2-2 2-H 3-H 1B	5	0	1	2	0	3	1
41 Carlos Santana, S (1, 2) OBP: 0.362, SLG: 0.440	B SI 91 C CH 82 B FF 90 B SL 83 B FF 91 4-1 23 BB 13 1B BB		X FF 91 0-0 ③ P6			B SI 88 C CU 73 C SL 81 B SI 89 X SI 89 2-2 ① G4-3		F FC 90 C FC 90 X CU 74 0-2 ① L6	C SL 78 F SI 90 B CH 72 B SL 84 S CH 67 2-3 ③ K	4	1	0	0	1	1	1
23 Michael Brantley, L (1, 7) OBP: 0.338, SLG: 0.403	C CU 74 F FF 90 B SL 81 B FF 90 B SL 81 F FF 90 B FF 90 4-2 13 1B 1-2 BB			X SI 88 0-0 25 G4-3 2B		C CU 75 B CU 74 C SI 88 X SL 81 1-2 13 2B 2B		X FC 88 0-0 ② P6		3	1	2	0	1	0	0
13 Asdrúbal Cabrera, S (1, 6) OBP: 0.289, SLG: 0.388	B FF 90 B FF 91 B FF 90 C FF 90 X FF 90 3-1 1-3 2-H 1B			X SI 90 0-0 ① P6		B FF 89 B SL 82 F CH 81 X FF 89 2-1 2-H 2B		F FC 89 B FC 90 B CH 84 C FC 89 X SI 93 2-2 ③ L6		4	0	2	2	0	0	1
25 Jason Giambi, L (1, 10) OBP: 0.286, SLG: 0.384	S SL 82 B FF 91 C SL 81 S FF 91 1-3 ③ K			B CH 81 B SI 90 C SL 81 2 SAFE C FF 90 X SL 82 2-2 ② G4-3 2-3		B SL 83 C FF 89 B FF 90 F SL 82 B FF 90 S SL 83 3-3 ② K			B FC 88 X FC 89 1-0 ① G3	4	0	0	0	0	2	4
8 Lonnie Chisenhall, L (1, 5) OBP: 0.267, SLG: 0.351 4 Mike Aviles, R (6, PH) OBP: 0.288, SLG: 0.380 (6, 5)		C FF 89 X SL 82 0-1 ① F9		B CH 81 C FF 90 S SL 83 F FF 90 B SL 84 F SL 82 B SI 90 C SL 82 3-3 ③ K		B SI 89 B SI 88 F SI 88 X SL 84 2-1 ③ G5-3			C CU 74 F FC 89 B CU 75 F FC 89 B SI 92 F CU 75 B FC 90 T FC 90 3-2 ② K	2	0	0	0	0	1	1
										2	0	0	0	0	1	1
11 Drew Stubbs, R (1, 9) OBP: 0.304, SLG: 0.372		B FF 90 C FF 90 B SL 83 B FF 89 B FF 91 4-1 24 CS BB			C FF 88 B SI 89 C SL 80 B SL 82 X FF 88 2-2 24 L9-5 2B		B SI 88 X SI 88 1-0 ① P4		B FC 90 C CU 76 S FC 90 F CU 77 X FC 89 1-2 24 1B 33 1B 1B	3	1	2	0	1	0	0

AB	36
R	7
H	11
RBI	7
BB	4
SO	11
LOB	11

Inning Stats	1	2	3	4	5	6	7	8	9	1B: 5	SF: 0	WP: 0	PA: 40
R	2	0	0	0	0	1	0	0	3	2B: 5	SAC: 0	PB: 0	
E	0	0	0	0	0	0	0	0	0	3B: 0	DP: 1	SB: 0	
K	3	1	1	1	0	1	2	0	2	HR: 2	HBP: 0	CS: 1	
S	17	6	5	10	9	13	10	7	22				
H	2	0	0	1	1	2	1	0	4				
LOB	2	1	0	1	1	1	0	0	1				
BB	2	1	0	0	1	0	0	0	0				
P	31	13	7	15	18	23	19	9	35				

PITCHER		IP	WLS	BF	H	R	ER	SO	BB	IBB	HBP	BLK	WP	HR	S	P	ERA	WHIP
67 Dan Straily, R ERA: 4.22	(1, 1)	5.2	L	25	6	3	3	7	4	0	0	0	0	1	58	103	4.76	1.765
13 Jerry Blevins, L ERA: 3.26	(6, 1)	1.1		5	1	1	1	2	0	0	0	0	0	1	12	23	6.75	0.750
60 Jesse Chavez, R ERA: 4.23	(8, 1)	1.2		8	3	3	3	1	0	0	0	0	0	0	23	34	16.20	1.800
47 Pat Neshek, R ERA: 3.03	(9, 1)	0.1		2	1	0	0	1	0	0	0	0	0	0	6	10	0.00	3.000

PITCHER		IP	WLS	BF	H	R	ER	SO	BB	IBB	HBP	BLK	WP	HR	S	P	ERA	WHIP

BOTTOM

Cleveland Indians @ Oakland Athletics

O.co Coliseum, Oakland, CA

Sat Aug 17 2013, 9:07 PM - 12:16 AM EDT

Att. 35,067 - Partly Cloudy - 72 F

livebaseballscorecards.com

Batter	1	2	3	4	5	6	7	8	9	AB	R	H	RBI	BB	SO	LOB
18 Alberto Callaspo, S (1, 4) OBP: 0.324, SLG: 0.346	C FF 90 B SI 90 B SI 91 X SI 90 2-1 P5 ①		B SL 83 B SI 90 B SI 91 C SI 90 B FF 91 4-1 1-2 BB		B SI 90 C SI 89 F SI 90 C SI 90 1-3 K ③		B FC 92 C FC 92 B FC 93 F FC 92 B SL 81 B FC 92 4-2 BB		B SI 92 C SI 92 F FF 92 B SI 93 X SI 92 2-2 F7 ③	3	0	0	0	2	1	0
8 Jed Lowrie, S (1, 10) OBP: 0.344, SLG: 0.410	C FF 92 C SI 93 B FF 91 X SI 91 1-2 P6 ②		C SL 83 D SL 85 B FS 84 B FF 93 F FF 92 F SL 82 F SI 93 X FS 85 3-2 P5 ③			C SL 81 B SI 90 B FS 83 F FS 81 X FF 91 2-2 L8 ①	X FC 92 0-0 G6-3 ③			4	0	0	0	0	0	3
16 Josh Reddick, L (1, 9) OBP: 0.303, SLG: 0.375	C SI 92 S SI 92 B FF 94 B FF 92 S SL 84 2-3 K ③			C CU 75 B FS 81 B FF 91 B SI 90 C SI 89 T FF 91 3-2 K ①		F FS 82 S SL 83 B FF 92 H SI 91 2-2 52 BB 20 1B HBP		B FF 89 X FF 89 1-0 F8 ①		3	1	0	0	0	2	0
52 Yoenis Cespedes, R (1, 8) OBP: 0.297, SLG: 0.438 (7, 7)		F SI 91 X FF 92 0-1 G6-3 ①		B CU 78 C SI 92 B SI 92 X SL 81 2-1 G5-3 ②		B SL 83 D SL 80 D SI 91 B SI 91 4-0 20 1B 1-2 BB		X SI 89 0-0 20 1B 1B		3	0	1	0	1	0	0
37 Brandon Moss, L (1, 3) OBP: 0.313, SLG: 0.451		B FS 81 S FS 82 F SI 92 F FS 83 B CU 77 B FF 93 S FS 84 3-3 K ②		B CU 73 F SI 90 F FF 89 B FF 92 B SI 91 B CU 74 4-2 20 BB BB		C SL 83 C CU 79 S FF 90 0-3 K ②		S SL 81 S SL 82 F SL 82 1 SAFE C SL 80 0-3 K ②		3	0	0	0	1	3	3
20 Josh Donaldson, R (1, 5) OBP: 0.378, SLG: 0.482		B SI 94 C SI 91 F CU 76 F FF 93 S CU 78 1-3 K ③		B SL 82 C SI 91 B SI 91 F FS 83 1 SAFE B FF 92 B SL 79 4-2 1-2 BB		X SL 82 0-0 1-2 2-H 1B		X SI 89 0-0 1-3 1B		3	0	2	1	1	1	0
15 Seth Smith, L (1, 7) OBP: 0.315, SLG: 0.367			B FS 82 F SI 91 B SL 83 B SL 88 B SI 92 4-1 18 BB BB	B FS 85 C SL 81 B SI 92 X SI 91 2-1 F7 ③		C CU 74 B FF 90 S CU 75 B FF 91 S CU 76 2-3 K ③		B FF 90 C SL 81 B FF 91 F FF 91 B SL 81 X SL 82 3-2 F7 ③		1	0	0	0	1	0	2
25 Chris Young, R (6, PH) OBP: 0.276, SLG: 0.374 (7, 8)										1	0	0	0	0	1	2
4 Coco Crisp, S (8, PH) OBP: 0.329, SLG: 0.382 (9, 8)										1	0	0	0	0	0	2
21 Stephen Vogt, L (1, 2) OBP: 0.309, SLG: 0.377			C SI 91 F FS 84 S FF 94 0-3 K ①		B SI 88 C FS 80 S SI 88 S FF 91 1-3 K ①		B FC 92 B FC 93 F FC 92 B FC 92 F FC 92 F FC 93 X FC 93 3-2 F8 ①		S SI 91 S SI 90 B SI 91 S SI 92 1-3 K ①	2	0	0	0	0	2	1
36 Derek Norris, R (7, PH) OBP: 0.331, SLG: 0.387 (8, 2)										2	0	0	0	0	1	0
28 Eric Sogard, L (1, 6) OBP: 0.325, SLG: 0.379			C SL 82 B SI 91 D FS 84 X FF 92 2-1 F8 ②		C FF 89 X FS 82 0-1 F8 ②		C FC 92 X FC 92 0-1 G4-3 ②		B SI 92 C SI 91 B FF 91 X SI 92 2-1 F7 ②	4	0	0	0	0	0	1
Inning Stats	R: 0 E: 0 K: 1 S: 8 H: 0 LOB: 0 BB: 0 P: 13	R: 0 E: 0 K: 2 S: 10 H: 0 LOB: 0 BB: 0 P: 14	R: 0 E: 0 K: 1 S: 12 H: 0 LOB: 2 BB: 2 P: 25	R: 0 E: 0 K: 1 S: 11 H: 0 LOB: 2 BB: 2 P: 26	R: 0 E: 0 K: 2 S: 8 H: 0 LOB: 0 BB: 0 P: 10	R: 1 E: 0 K: 2 S: 12 H: 1 LOB: 2 BB: 1 P: 22	R: 0 E: 0 K: 0 S: 9 H: 0 LOB: 1 BB: 1 P: 16	R: 0 E: 0 K: 1 S: 10 H: 2 LOB: 2 BB: 0 P: 14	R: 0 E: 0 K: 1 S: 8 H: 0 LOB: 0 BB: 0 P: 13	1B: 3 2B: 0 3B: 0 HR: 0 SF: 0 SAC: 0 DP: 0 HBP: 1						

	AB	30
	R	1
	H	3
	RBI	1
	BB	6
	SO	11
	LOB	14

WP: 0 PB: 0 SB: 0 CS: 0 PA: 37

PITCHER		IP	WLS	BF	H	R	ER	SO	BB	IBB	HBP	BLK	WP	HR	S	P	ERA	WHIP
30 Ubaldo Jiménez, R ERA: 4.0	(1, 1)	5.2	W	24	1	1	1	8	5	0	1	0	0	0	58	105	1.59	1.059
53 Rich Hill, L ERA: 6.06	(6, 1)	0.1	H	1	0	0	0	1	0	0	0	0	0	0	3	5	0.00	0.000
27 Bryan Shaw, R ERA: 4.0	(7, 1)	1.0	H	4	0	0	0	0	1	0	0	0	0	0	9	16	0.00	1.000
38 Joe Smith, R ERA: 2.68	(8, 1)	1.0	H	5	2	0	0	1	0	0	0	0	0	0	10	14	0.00	2.000
32 Matt Albers, R ERA: 3.38	(9, 1)	1.0		3	0	0	0	1	0	0	0	0	0	0	8	13	0.00	0.000

PITCHER	IP	WLS	BF	H	R	ER	SO	BB	IBB	HBP	BLK	WP	HR	S	P	ERA	WHIP

Batter	1	2	3	4	5	6	7	8	9	AB	R	H	RBI	BB	SO	LOB
11 Drew Stubbs, R (1, 8) (8, 9) OBP: 0.301, SLG: 0.367	C FF 86 B FC 85 S CH 81 B FF 87 F CH 82 X FF 88 2-2 ① F7		1 SAFE X CH 81 0-0 ② FC3-6 33 S 1-2f		C CH 82 B CH 81 C FF 86 B FF 86 F CU 79 X FC 88 2-2 E5 33 G4-3 22 1B		X SL 81 0-0 ① G6-3		B SL 87 C FF 93 F SL 86 B FF 93 F FF 94 B SL 85 C FF 93 3-3 ③ K	5	1	0	0	0	1	1
33 Nick Swisher, S (1, 3) OBP: 0.340, SLG: 0.398	B FF 86 C FF 87 X CU 77 1-1 ② G2-3		C FC 86 F FF 87 B FF 87 1 SAFE 1 SAFE B CH 80 F FC 86 B CH 81 S FF 86 3-3 ③ K 1-2		F CU 77 X CH 80 0-1 ② G4-3 2-3		F FF 93 B CH 83 X FF 94 1-1 ② 1B			4	0	1	0	0	1	2
22 Jason Kipnis, L (1, 4) OBP: 0.374, SLG: 0.481	C CU 78 C FF 88 B FC 86 T CU 76 1-2 ③ K			B FC 87 X FC 84 1-0 23 BB 41 1B 1B	B CU 78 B SI 86 C CH 82 X FF 87 2-1 41 S 41 2B 3-H 1B		B FF 94 B FF 94 X FF 94 2-0 ③ G3-1			4	1	2	1	0	1	0
41 Carlos Santana, S (1, 10) OBP: 0.363, SLG: 0.443		C FF 86 C FF 85 B FF 86 X FF 86 1-2 ① F9		1 SAFE B FF 85 B CH 81 C CH 81 F FC 86 X FF 86 2-2 23 BB 1-2 1B	1 SAFE B FC 86 X CH 81 1-0 1-H 2B			B SI 95 C SI 94 B SL 85 F SI 95 B SL 85 F FF 97 S CH 87 3-3 ① K		4	0	2	1	0	1	0
9 Ryan Raburn, R (1, 9) OBP: 0.366, SLG: 0.574 24 Michael Bourn, L (8, PH) OBP: 0.319, SLG: 0.357 (8, 8)		B FF 88 B FC 87 C FF 87 B CH 82 X FF 88 3-1 HR		C CU 77 S CH 82 X FF 87 0-2 ① F4	B SL 81 B SI 90 X SI 90 2-0 ③ G6-3			B FF 96 F SI 94 C SI 94 B SL 84 F SI 95 S FF 96 2-3 ② K		3	1	1	1	0	0	3
										1	0	0	0	0	1	0
13 Asdrúbal Cabrera, S (1, 6) OBP: 0.291, SLG: 0.389		S CU 78 F FC 87 B FF 87 F CH 80 C FF 88 1-3 ② K		B CH 80 B CH 81 C FC 86 S CH 81 D CU 76 F CH 81 S FF 86 3-3 ② K		L FF 90 C FF 90 F FF 91 B CH 84 X SI 91 1-2 10 G6-3 23 SH1-3 1B		C SL 83 B SI 96 S SL 84 X FF 95 1-2 1B		4	0	2	0	0	2	2
23 Michael Brantley, L (1, 7) OBP: 0.338, SLG: 0.401		B FC 86 B FF 87 X FF 88 2-0 ③ F9		S FF 86 B CH 81 F FF 86 D CU 77 B FF 86 B FC 86 4-2 1-2 2-3 BB		X SI 89 0-0 ① SH1-3 1-2		B SI 95 X SI 93 1-0 ③ L8		2	0	0	0	1	0	1
10 Yan Gomes, R (1, 2) OBP: 0.343, SLG: 0.511			C FC 84 B CU 75 S CH 82 B FF 87 X FF 86 2-2 ① F9	F CH 81 B FF 88 B FF 85 F CH 82 S FC 86 2-3 ③ K		F FF 92 B SL 82 F SI 91 B SI 93 X SI 92 2-2 ② G6-3 2-3			B SL 86 C SI 94 F FF 94 C FF 94 1-3 ① K	4	0	0	0	0	2	4
4 Mike Aviles, R (1, 5) OBP: 0.288, SLG: 0.379			C FF 88 C FC 86 X FF 87 0-2 11 FC3-6 1B		C CU 76 B FF 87 S CU 75 F CH 82 B CH 80 F FF 87 F CU 78 F FF 88 X FC 87 2-2 ① G6-3	S SL 84 X SI 93 0-1 ③ L9			B FF 94 F FF 94 F SL 84 X SL 84 1-2 ② F8	4	0	1	0	0	0	1
Inning Stats	R: 0 E: 0 K: 1 S: 9 H: 0 LOB: 0 BB: 0 P: 13	R: 1 E: 0 K: 1 S: 10 H: 1 LOB: 0 BB: 0 P: 17	R: 0 E: 0 K: 1 S: 11 H: 1 LOB: 0 BB: 0 P: 16	R: 0 E: 0 K: 2 S: 16 H: 2 LOB: 3 BB: 1 P: 28	R: 2 E: 1 K: 0 S: 17 H: 2 LOB: 1 BB: 0 P: 26	R: 0 E: 0 K: 0 S: 10 H: 1 LOB: 1 BB: 0 P: 13	R: 0 E: 0 K: 0 S: 4 H: 1 LOB: 0 BB: 0 P: 7	R: 0 E: 0 K: 2 S: 12 H: 1 LOB: 1 BB: 0 P: 19	R: 0 E: 0 K: 2 S: 10 H: 0 LOB: 0 BB: 0 P: 15	1B: 7 2B: 1 3B: 0 HR: 1 SF: 0 SAC: 1 DP: 0 HBP: 0	WP: 0 PB: 0 SB: 2 CS: 0 PA: 37					

PITCHER		IP	WLS	BF	H	R	ER	SO	BB	IBB	HBP	BLK	WP	HR	S	P	ERA	WHIP
57 Tommy Milone, L ERA: 4.3	(1, 1)	4.2		22	6	3	1	5	1	0	0	0	0	1	62	97	1.93	1.500
61 Dan Otero, R ERA: 1.42	(5, 1)	1.2	W	6	1	0	0	0	0	0	0	0	0	0	12	17	0.00	0.600
62 Sean Doolittle, L ERA: 3.0	(7, 1)	0.2	H	2	1	0	0	0	0	0	0	0	0	0	3	6	0.00	1.500
48 Ryan Cook, R ERA: 1.95	(8, 1)	1.0	H	4	1	0	0	2	0	0	0	0	0	0	12	19	0.00	1.000
50 Grant Balfour, R ERA: 1.84	(9, 1)	1.0		3	0	0	0	2	0	0	0	0	0	0	10	15	0.00	0.000

PITCHER	IP	WLS	BF	H	R	ER	SO	BB	IBB	HBP	BLK	WP	HR	S	P	ERA	WHIP

TOP

Cleveland Indians @ Oakland Athletics

O.co Coliseum, Oakland, CA

Sun Aug 18 2013, 4:08 PM - 7:27 PM EDT

Att. 21,114 - Cloudy - 73 F

livebaseballscorecards.com

AB	35
R	3
H	9
RBI	3
BB	1
SO	9
LOB	14

BOTTOM

Cleveland Indians @ Oakland Athletics

O.co Coliseum, Oakland, CA

Sun Aug 18 2013, 4:08 PM - 7:27 PM EDT

Att. 21,114 - Cloudy - 73 F

livebaseballscorecards.com

Batter	1	2	3	4	5	6	7	8	9	AB	R	H	RBI	BB	SO	LOB
8 Jed Lowrie, S (1, 6) OBP: 0.345, SLG: 0.412	B SI 90 B SI 89 X SI 90 2-0 36 2B 20 G6-3 1B	B SI 90 X CH 80 1-0 20 1B 2B		B SL 85 X SI 89 1-0 ① L9		F FF 95 F FF 94 X FF 95 0-2 ① P5		C FC 92 B FF 89 F FC 90 B FC 91 B CH 81 S FC 92 3-3 ② K		5	2	2	0	0	1	1
36 Derek Norris, R (1, 2) OBP: 0.336, SLG: 0.394	F SI 89 B SL 88 B SI 91 X SI 90 2-1 1-3 25 1B 2B	B SI 90 C CH 80 B SL 88 F CH 80 B SI 93 B SI 94 4-2 20 1B BB		F SI 88 B SI 88 F SL 86 X SI 93 1-2 1B		C FF 94 B KC 86 B KC 83 X FF 95 2-1 ② P3		B FC 92 B FC 91 F FC 91 S SL 79 D SL 80 F FC 92 X FC 94 3-2 E3 20 1B 2-H		4	2	2	0	1	0	0
20 Josh Donaldson, R (1, 10) OBP: 0.378, SLG: 0.481	F SL 89 B CH 77 X CH 80 1-1 ① G6-3 3-H	B SL 89 S SI 93 S SI 94 F SI 95 X CH 82 1-2 1-2 2-H 1B		B SI 90 F SL 88 S CH 81 X SI 92 1-2 ② F9		B KC 83 B FF 95 X FF 94 2-0 ③ P4		B FC 91 X SL 79 1-0 2-H 1B		5	0	2	3	0	0	2
52 Yoenis Cespedes, R (1, 7) OBP: 0.293, SLG: 0.433	C SI 94 S SI 94 S SI 94 0-3 ② K	S SI 94 S CH 80 F SI 94 S SI 95 0-3 ③ K		B CH 79 C CH 80 X SI 94 1-1 ③ F9			F FF 94 T FF 94 B KC 85 B KC 85 X FF 95 2-2 ① G4-3	T FC 92 1 SAFE X FC 91 0-1 ③ F9		5	0	0	0	0	2	5
7 Nate Freiman, R (1, 3) OBP: 0.325, SLG: 0.404 37 Brandon Moss, L (7, PH) OBP: 0.314, SLG: 0.451 (8, 3)	B SI 94 B CH 79 C SI 94 B SI 94 B SI 93 4-1 25 1B BB	X SI 90 0-0 ① F9	B CU 72 C SI 89 B SL 79 S SI 89 F CH 78 F SI 92 X CH 78 2-2 ① F7				C FF 95 B FF 94 B FF 94 B FF 94 F FF 95 B FF 94 4-2 BB			2 0	0 0	0 0	0 0	1 1	0 0	0 0
25 Chris Young, R (1, 8) OBP: 0.279, SLG: 0.387	X SI 95 0-0 1-2 2-H 1B	B CU 72 C SI 88 B CH 78 C CH 79 F SI 91 S CH 79 2-3 ② K	C SL 86 B SL 87 B CH 81 C CH 79 B SL 89 F CH 79 X SI 92 3-2 HR				B FF 94 S KC 84 C FF 94 1 SAFE F KC 83 T KC 84 1-2 ② K			4	1	2	2	0	2	1
16 Josh Reddick, L (1, 9) OBP: 0.303, SLG: 0.374	C CH 83 B SL 85 F SI 93 F SI 94 F SL 83 B SI 94 S SI 94 2-3 ③ K	B SL 82 B SI 93 S SL 82 F SI 92 F SI 94 X SL 82 2-2 18 1B 1B		X SI 94 0-0 ② P6			1 SAFE C SI 90 1 SAFE X SL 83 0-1 ③ G4-3			4	0	1	0	0	1	3
18 Alberto Callaspo, S (1, 5) OBP: 0.328, SLG: 0.360		B SI 90 C SI 90 F CH 80 X SI 92 1-2 ① F7	C SI 91 B SL 86 X CH 80 1-1 1-3 1B	C SI 94 X SI 94 0-1 HR				B SI 90 X SI 90 1-0 28 SH3-4 36 E 1B		4	2	3	1	0	0	0
28 Eric Sogard, L (1, 4) OBP: 0.322, SLG: 0.375		C SI 92 B SI 92 X SL 82 1-1 ② P3	F SI 91 X SI 92 0-1 ③ L7	B SI 95 C SI 94 B SL 86 X CH 81 2-1 ③ F8				X SI 90 0-0 ① SH3-4 1-2		3	0	0	0	0	0	2
Inning Stats	R: 2 E: 0 K: 2 S: 15 H: 3 LOB: 2 BB: 1 P: 26	R: 1 E: 0 K: 1 S: 16 H: 2 LOB: 2 BB: 1 P: 24	R: 0 E: 0 K: 1 S: 13 H: 2 LOB: 2 BB: 0 P: 18	R: 0 E: 0 K: 0 S: 9 H: 1 LOB: 1 BB: 0 P: 13	R: 2 E: 0 K: 0 S: 14 H: 2 LOB: 0 BB: 0 P: 21	R: 0 E: 0 K: 0 S: 6 H: 0 LOB: 0 BB: 0 P: 10	R: 0 E: 0 K: 1 S: 11 H: 0 LOB: 1 BB: 1 P: 18	R: 2 E: 1 K: 1 S: 12 H: 2 LOB: 1 BB: 0 P: 20		1B: 8 2B: 2 3B: 0 HR: 2 SF: 0 SAC: 1 DP: 0 HBP: 0					

	AB	36
	R	7
	H	12
	RBI	6
	BB	3
	SO	6
	LOB	14

WP: 0 PA: 40
PB: 0
SB: 0
CS: 0

PITCHER		IP	WLS	BF	H	R	ER	SO	BB	IBB	HBP	BLK	WP	HR	S	P	ERA	WHIP
26 Scott Kazmir, L ERA: 4.39	(1, 1)	5.0	L	27	10	5	5	4	2	0	0	0	0	2	67	102	9.00	2.400
37 Cody Allen, R ERA: 2.35	(6, 1)	1.2		6	0	0	0	1	1	0	0	0	0	0	15	26	0.00	0.600
35 Marc Rzepczynski, L ERA: 4.5	(7, 1)	0.2		3	1	1	0	0	0	0	0	0	0	0	4	5	0.00	1.500
27 Bryan Shaw, R ERA: 3.95	(8, 1)	0.2		4	1	1	0	1	0	0	0	0	0	0	10	17	0.00	1.500

PITCHER	IP	WLS	BF	H	R	ER	SO	BB	IBB	HBP	BLK	WP	HR	S	P	ERA	WHIP

Cleveland Indians @ Los Angeles Angels

Angel Stadium of Anaheim, Anaheim, CA

Mon Aug 19 2013, 7:10 PM - 10:12 PM PDT

Att. 36,574 - Partly Cloudy - 72 F

TOP

livebaseballscorecards.com

Batter	1	2	3	4	5	6	7	8	9	AB	R	H	RBI	BB	SO	LOB
24 Michael Bourn, L (1, 8) OBP: 0.318, SLG: 0.355	C SI 86 B FF 88 B FF 88 X CU 71 2-1 G4-3		C CU 70 B SI 88 S CH 80 B FF 88 S SI 89 2-3 K	S FF 86 X SI 87 0-1 1-2 1B		S CU 71 S CH 79 B FC 86 C SI 84 1-3 K		B CU 82 X SI 92 1-0 G4-3		5	0	1	0	0	2	3
33 Nick Swisher, S (1, 9) OBP: 0.340, SLG: 0.405 (7, 3)	B SI 87 X SI 89 1-0 22 FC4-6 1B		X SI 88 0-0 F8	C CU 72 B CH 80 X SI 86 1-1 L3			C FF 95 F CH 90 S FF 94 0-3 K		B SI 98 T SI 97 S SI 98 B SI 98 X SI 98 2-2 HR	5	1	2	1	0	1	2
22 Jason Kipnis, L (1, 4) OBP: 0.372, SLG: 0.477	B CU 72 S CH 81 C FF 86 F SI 88 B FF 90 X SI 89 2-2 FC4-6 1-2f			B SI 87 B CH 78 C CU 70 F SI 85 B FC 88 B SI 86 4-2 41 S 41 1B BB	B CU 70 B SI 84 X SI 86 2-0 F7		B FF 95 F FF 95 B FF 95 X CH 88 2-1 F8		B FF 97 C FF 97 F SI 96 X CU 85 1-2 G4-3	4	1	0	0	1	0	1
41 Carlos Santana, S (1, 3) OBP: 0.366, SLG: 0.443 11 Drew Stubbs, R (7, PR) OBP: 0.300, SLG: 0.366 (7, 9)	S SI 82 1 SAFE X FF 89 0-1 P5			C SI 86 B CH 80 S CH 78 X FF 89 1-2 13 2B 25 SF9 1-H 1B	B SI 84 B CU 70 C CU 71 B FF 85 C SI 84 D CH 79 4-2 23 G4-6-3 BB		B FF 96 B FF 95 F FF 95 S FF 96 B FF 95 B FF 96 4-2 23 BB BB		C SI 97 X CU 85 0-1 G6-3	2 1	1 0	1 0	1 0	2 0	0 0	1 0
23 Michael Brantley, L (1, 7) OBP: 0.336, SLG: 0.397		B CU 70 C CU 68 X SI 89 1-1 F7		C FF 87 S CU 72 X SL 81 0-2 P6	X SI 85 0-0 G4-6-3 1-2f		1 SAFE B FF 93 1 SAFE B FF 93 1 SAFE C FF 92 1 SAFE 1 SAFE F FF 93 4-2 B CH 86 B FF 93 1-2 BB		X SI 96 0-0 F7	4	0	0	0	1	0	2
13 Asdrúbal Cabrera, S (1, 6) OBP: 0.293, SLG: 0.392		C SI 85 H FF 87 1-1 HBP		F CH 79 X CH 78 0-1 25 SF9 8 HR 1-3 2B		C SI 84 B FF 85 F CU 71 F SI 82 C SI 85 1-3 K	C FF 94 C CH 89 2 SAFE X FF 94 0-2 L4			3	1	1	0	0	1	2
25 Jason Giambi, L (1, 10) OBP: 0.285, SLG: 0.390		B CU 71 C CH 81 X CU 71 1-1 F8		B SI 87 B CH 78 C CH 79 X SI 87 2-1 SF9 2-3 3-H		C CU 70 X SI 85 0-1 8 1B 10 FC5-2 2B		X SI 92 0-0 L8		3	0	1	1	0	0	1
8 Lonnie Chisenhall, L (1, 5) OBP: 0.272, SLG: 0.368 4 Mike Aviles, R (8, PH) OBP: 0.290, SLG: 0.381 (8, 5)		C CU 71 F FF 86 F FF 88 F FC 88 S CH 77 0-3 K		B CH 78 F CU 70 F SI 88 F SL 80 X CH 77 1-2 HR 3-H		F SI 86 F FF 85 D SL 79 F FF 84 X CU 70 1-2 10 FC5-2 2-3 1B		C CU 81 B CH 86 X SI 92 1-1 10 CS 1B		3 1	1 0	2 1	2 0	0 0	1 0	1 0
10 Yan Gomes, R (1, 2) OBP: 0.346, SLG: 0.508			S SL 81 F FF 88 S FF 87 0-3 K	S FC 89 C FC 90 F SI 89 B CU 73 F FF 90 B CH 79 B SL 82 X FF 89 3-2 24 1B 1B		X FC 86 0-0 FC5-2 1-2 3-H		B SI 93 1 SAFE B CU 82 B SI 92 B SI 92 4-0 1-2 BB		3	0	1	0	1	1	2

Inning Stats	1	2	3	4	5	6	7	8	9	1B: 6	SF: 1	WP: 0	PA: 41
	R: 0 E: 0 K: 0 S: 9 H: 1 LOB: 1 BB: 0 P: 14	R: 0 E: 0 K: 1 S: 10 H: 0 LOB: 1 BB: 0 P: 13	R: 0 E: 0 K: 2 S: 7 H: 0 LOB: 0 BB: 0 P: 9	R: 4 E: 0 K: 0 S: 25 H: 5 LOB: 2 BB: 1 P: 37	R: 0 E: 0 K: 0 S: 4 H: 0 LOB: 0 BB: 1 P: 10	R: 0 E: 0 K: 2 S: 14 H: 2 LOB: 2 BB: 0 P: 17	R: 0 E: 0 K: 1 S: 12 H: 0 LOB: 2 BB: 2 P: 22	R: 0 E: 0 K: 0 S: 4 H: 1 LOB: 1 BB: 1 P: 10	R: 1 E: 0 K: 0 S: 9 H: 1 LOB: 0 BB: 0 P: 12	2B: 2 3B: 0 HR: 2	SAC: 0 DP: 1 HBP: 1	PB: 0 SB: 1 CS: 1	

PITCHER	IP	WLS	BF	H	R	ER	SO	BB	IBB	HBP	BLK	WP	HR	S	P	ERA	WHIP
36 Jered Weaver, R (1, 1) ERA: 3.62	6.0	L	28	8	4	4	5	2	0	1	0	0	1	69	100	6.00	1.667
58 Michael Kohn, R (7, 1) ERA: 3.79	1.0		5	0	0	0	1	2	0	0	0	0	0	12	22	0.00	2.000
54 Buddy Boshers, L (8, 1) ERA: 4.15	1.0		4	1	0	0	0	1	0	0	0	0	0	4	10	0.00	2.000
40 Kevin Jepsen, R (9, 1) ERA: 4.63	1.0		4	1	1	1	0	0	0	0	0	0	1	9	12	9.00	1.000

PITCHER	IP	WLS	BF	H	R	ER	SO	BB	IBB	HBP	BLK	WP	HR	S	P	ERA	WHIP

AB	34
R	5
H	10
RBI	5
BB	5
SO	6
LOB	15

Batter	1	2	3	4	5	6	7	8	9	AB	R	H	RBI	BB	SO	LOB
39 JB Shuck, L (1, 10) OBP: 0.335, SLG: 0.372	C FF 91 B CH 82 F FF 92 B FF 92 X FF 92 2-2 2 G4-6-3 1B		C FF 92 B CH 83 F FF 91 B CU 81 S SI 93 2-3 ③ K			B FF 89 F FF 90 B FF 90 F CH 80 F FF 92 X FF 92 2-2 ① G6-3		B FF 91 B SI 89 C FF 90 C FF 90 F SL 81 B FF 90 B SI 89 4-2 BB		3	0	1	0	1	1	0
2 Erick Aybar, S (1, 6) OBP: 0.315, SLG: 0.381	B CH 88 F SI 88 X FF 90 1-1 ①② G4-6-3 1-2f			B FF 90 C FF 90 B CU 79 X FF 91 2-1 44 1B 2B		C CH 79 F CH 81 X SI 92 0-2 ② G4-3		B SI 89 S SI 89 B SI 89 1 SAFE F FF 90 S SL 82 2-3 ③ K		4	1	1	0	0	1	2
32 Josh Hamilton, L (1, 7) OBP: 0.282, SLG: 0.421	S FF 92 F CH 83 F FF 93 S SI 93 0-3 ③ K			S FF 92 F CH 82 F FF 94 D CU 83 B SI 93 X FF 93 2-2 ① P5		B FF 90 B CH 80 B FF 91 C FF 91 F FF 91 F FF 92 X CU 80 3-2 ③ F8			F FF 93 B FF 93 S SL 82 F SL 84 F FF 93 S SL 84 1-3 ① K	4	0	0	0	0	2	1
44 Mark Trumbo, R (1, 3) OBP: 0.304, SLG: 0.475		B FF 91 B FF 92 B SL 84 C FF 91 F FF 92 S FF 92 3-3 ① K		F CU 79 B CU 81 X FF 94 1-1 16 2B 8 F9-2 2-H 1B			B CU 79 B FF 89 F FF 93 X CU 78 2-1 ① P4		B FF 93 B FF 94 C FF 93 B SL 82 X FF 93 3-1 HR	4	1	2	2	0	1	0
16 Hank Conger, L (1, 2) OBP: 0.306, SLG: 0.430		B FF 92 B FF 92 B FF 91 B FF 90 4-0 BB		1 SAFE B FF 91 B FF 88 F FF 90 S FF 89 F FF 91 X FF 91 2-2 1-3 2B			C CH 80 F CU 79 B FF 91 B FF 91 F CU 82 F FF 92 B CH 78 B FF 92 4-2 BB		B FF 93 C FF 93 C FF 93 B FF 92 B FF 93 X FF 94 3-2 ② G4-3	2	0	1	0	2	0	0
8 Chris Nelson, R (1, 5) OBP: 0.286, SLG: 0.330		C FF 90 S FF 92 S FF 94 0-3 ② K		S FF 94 C FF 94 X FF 94 0-2 ②③ F9-2 3-H			B SL 80 C FC 92 1 SAFE F FC 93 T FC 94 1-2 ② K		C SL 82 S SL 82 B FF 92 S SL 83 1-3 ③ K	4	0	0	0	0	3	4
56 Kole Calhoun, L (1, 9) OBP: 0.307, SLG: 0.369		C FF 92 X FF 92 0-1 ③ F8			B SI 90 B FF 89 C FF 90 X FF 92 2-1 ① G3-1		C FC 92 B FC 93 X SL 80 1-1 ③ G3			3	0	0	0	0	0	2
10 Grant Green, R (1, 4) OBP: 0.317, SLG: 0.286			B FF 90 S SI 91 S FF 92 C FF 93 1-3 ① K		B FF 91 F FF 90 B FF 92 B CH 89 F FF 91 X FF 92 3-2 25 G6-4-3 1B			C SI 89 X SI 90 0-1 ① L8		3	0	1	0	0	1	0
25 Peter Bourjos, R (1, 8) OBP: 0.361, SLG: 0.418			B SI 91 F SL 86 F FF 92 X FF 94 1-2 ② P4		B CU 77 C FF 90 X FF 92 1-1 ②③ G6-4-3 1-2f			F SI 89 B SL 81 F SL 81 B SI 91 X SI 89 2-2 ② G6-3		3	0	0	0	0	0	1
Inning Stats	R: 0 E: 0 K: 1 S: 9 H: 1 LOB: 0 BB: 0 P: 12	R: 0 E: 0 K: 2 S: 8 H: 0 LOB: 1 BB: 1 P: 15	R: 0 E: 0 K: 2 S: 9 H: 0 LOB: 0 BB: 0 P: 13	R: 1 E: 0 K: 0 S: 15 H: 3 LOB: 1 BB: 0 P: 22	R: 0 E: 0 K: 0 S: 7 H: 1 LOB: 0 BB: 0 P: 13	R: 0 E: 0 K: 0 S: 11 H: 0 LOB: 0 BB: 0 P: 16	R: 0 E: 0 K: 1 S: 11 H: 0 LOB: 1 BB: 1 P: 19	R: 0 E: 0 K: 1 S: 11 H: 0 LOB: 1 BB: 1 P: 19	R: 1 E: 0 K: 2 S: 13 H: 1 LOB: 0 BB: 0 P: 21	1B: 3 2B: 3 3B: 0 HR: 1 SF: 0 SAC: 0 DP: 3 HBP: 0						WP: 0 PB: 0 SB: 0 CS: 0 PA: 33

PITCHER		IP	WLS	BF	H	R	ER	SO	BB	IBB	HBP	BLK	WP	HR	S	P	ERA	WHIP
34 Zach McAllister, R ERA: 3.59	(1, 1)	6.1	W	23	5	1	1	5	2	0	0	0	0	0	65	103	1.42	1.105
27 Bryan Shaw, R ERA: 3.9	(7, 1)	0.2	H	2	0	0	0	1	0	0	0	0	0	0	5	7	0.00	0.000
38 Joe Smith, R ERA: 2.63	(8, 1)	1.0	H	4	0	0	0	1	1	0	0	0	0	0	11	19	0.00	1.000
54 Chris Perez, R ERA: 3.46	(9, 1)	1.0		4	1	1	1	2	0	0	0	0	0	1	13	21	9.00	1.000

PITCHER	IP	WLS	BF	H	R	ER	SO	BB	IBB	HBP	BLK	WP	HR	S	P	ERA	WHIP

BOTTOM

Cleveland Indians @ Los Angeles Angels

Angel Stadium of Anaheim, Anaheim, CA

Mon Aug 19 2013, 7:10 PM - 10:12 PM PDT

Att. 36,574 - Partly Cloudy - 72 F

livebaseballscorecards.com

AB	30
R	2
H	6
RBI	2
BB	3
SO	9
LOB	10

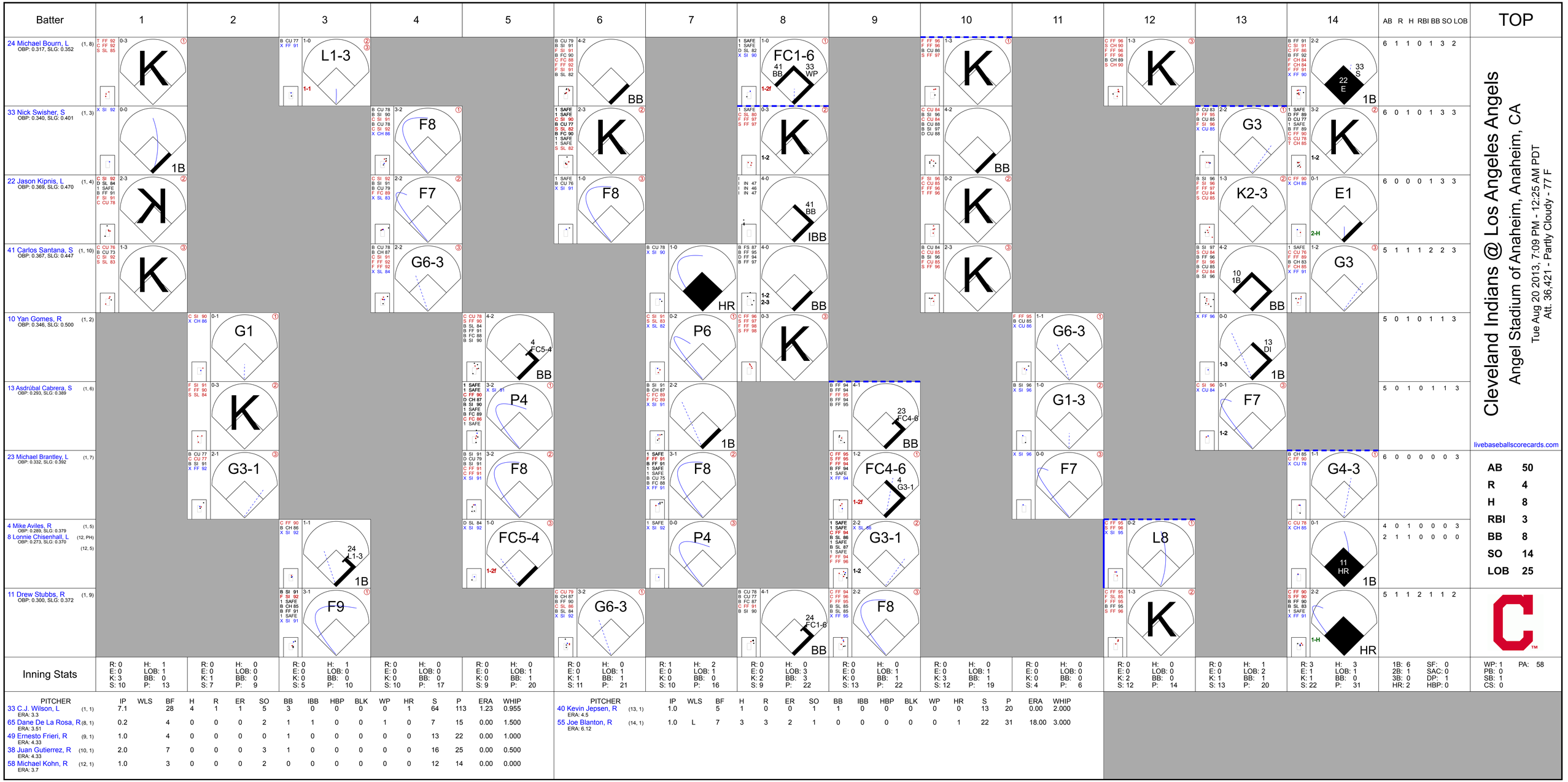
Batter
1
2
3
4
5
6
7
8
9
10
11
12
13
14
AB R H RBI BB SO LOB
TOP
24 Michael Bourn, L (1, 8) OBP: 0.317, SLG: 0.352
33 Nick Swisher, S (1, 3) OBP: 0.340, SLG: 0.401
22 Jason Kipnis, L (1, 4) OBP: 0.369, SLG: 0.470
41 Carlos Santana, S (1, 10) OBP: 0.367, SLG: 0.447
10 Yan Gomes, R (1, 2) OBP: 0.346, SLG: 0.500
13 Asdrúbal Cabrera, S (1, 6) OBP: 0.293, SLG: 0.389
23 Michael Brantley, L (1, 7) OBP: 0.332, SLG: 0.392
4 Mike Aviles, R (1, 5) OBP: 0.289, SLG: 0.379
8 Lonnie Chisenhall, L (12, PH) OBP: 0.273, SLG: 0.370
(12, 5)
11 Drew Stubbs, R (1, 9) OBP: 0.300, SLG: 0.372
Cleveland Indians @ Los Angeles Angels
Angel Stadium of Anaheim, Anaheim, CA
Tue Aug 20 2013, 7:09 PM - 12:25 AM PDT
Att. 36,421 - Partly Cloudy - 77 F
livebaseballscorecards.com
AB 50
R 4
H 8
RBI 3
BB 8
SO 14
LOB 25
Inning Stats
PITCHER IP WLS BF H R ER SO BB IBB HBP BLK WP HR S P ERA WHIP
33 C.J. Wilson, L (1, 1) ERA: 3.3
65 Dane De La Rosa, R (8, 1) ERA: 3.51
49 Ernesto Frieri, R (9, 1) ERA: 4.33
38 Juan Gutierrez, R (10, 1) ERA: 4.33
58 Michael Kohn, R (12, 1) ERA: 3.7
40 Kevin Jepsen, R (13, 1) ERA: 4.5
55 Joe Blanton, R (14, 1) ERA: 6.12

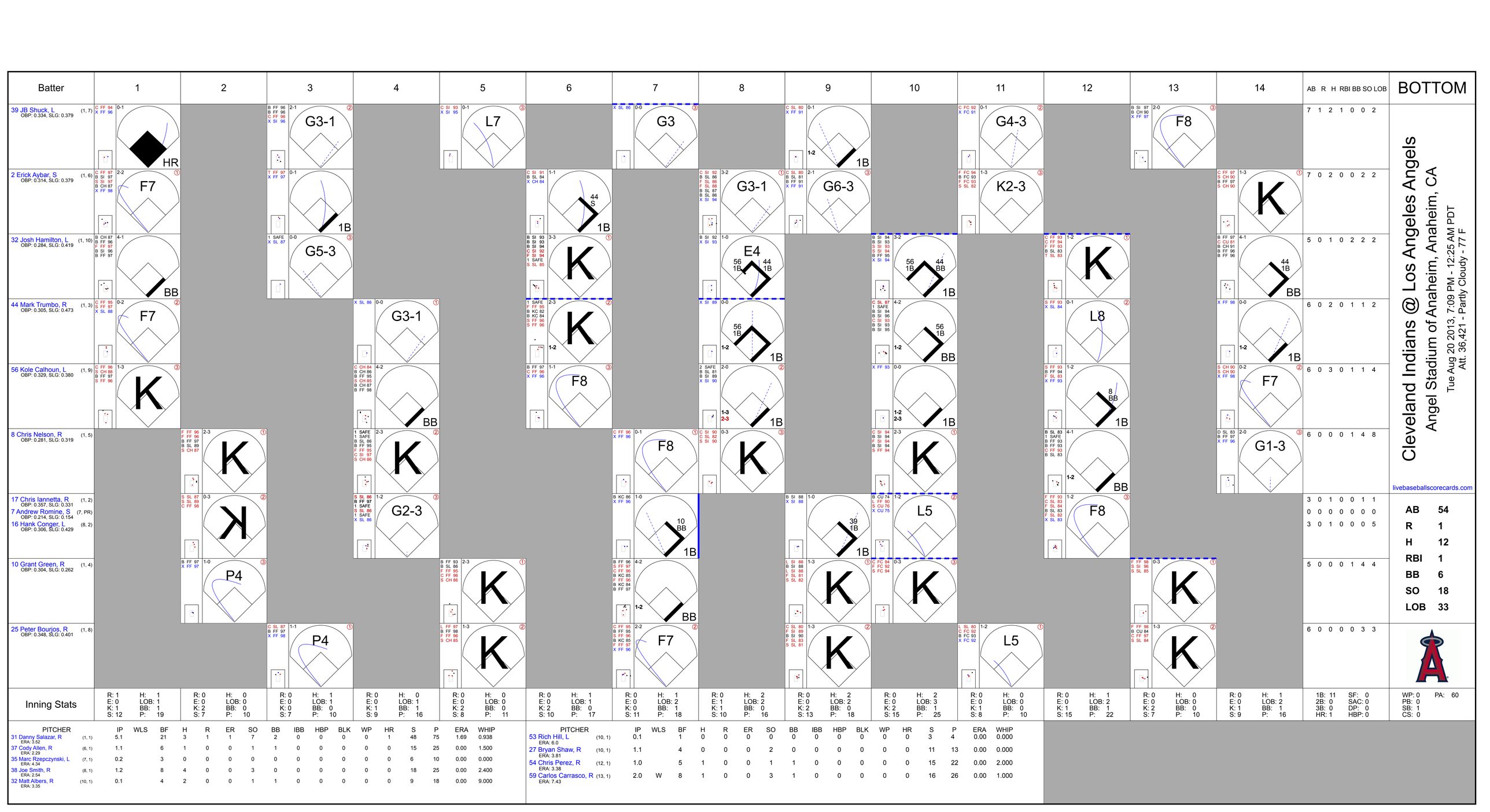
BOTTOM
Cleveland Indians @ Los Angeles Angels
Angel Stadium of Anaheim, Anaheim, CA
Tue Aug 20 2013, 7:09 PM - 12:25 AM PDT
Att. 36,421 - Partly Cloudy - 77 F
livebaseballscorecards.com
AB 54
R 1
H 12
RBI 1
BB 6
SO 18
LOB 33
39 JB Shuck, L (1, 7) OBP: 0.334, SLG: 0.379
2 Erick Aybar, S (1, 6) OBP: 0.314, SLG: 0.379
32 Josh Hamilton, L (1, 10) OBP: 0.284, SLG: 0.419
44 Mark Trumbo, R (1, 3) OBP: 0.305, SLG: 0.473
56 Kole Calhoun, L (1, 9) OBP: 0.329, SLG: 0.380
8 Chris Nelson, R (1, 5) OBP: 0.281, SLG: 0.319
17 Chris Iannetta, R (1, 2) OBP: 0.357, SLG: 0.331
7 Andrew Romine, S (7, PR) OBP: 0.214, SLG: 0.154
16 Hank Conger, L (8, 2) OBP: 0.306, SLG: 0.429
10 Grant Green, R (1, 4) OBP: 0.304, SLG: 0.262
25 Peter Bourjos, R (1, 8) OBP: 0.348, SLG: 0.401
Inning Stats
R: 1 E: 0 K: 1 S: 12 H: 1 LOB: 1 BB: 1 P: 19
R: 0 E: 0 K: 2 S: 7 H: 0 LOB: 0 BB: 0 P: 10
R: 0 E: 0 K: 0 S: 7 H: 1 LOB: 1 BB: 0 P: 10
R: 0 E: 0 K: 1 S: 9 H: 0 LOB: 1 BB: 1 P: 16
R: 0 E: 0 K: 2 S: 8 H: 0 LOB: 0 BB: 0 P: 11
R: 0 E: 0 K: 2 S: 10 H: 1 LOB: 1 BB: 0 P: 17
R: 0 E: 0 K: 0 S: 11 H: 1 LOB: 2 BB: 1 P: 18
R: 0 E: 1 K: 1 S: 10 H: 2 LOB: 2 BB: 0 P: 16
R: 0 E: 0 K: 2 S: 13 H: 2 LOB: 2 BB: 0 P: 18
R: 0 E: 0 K: 2 S: 15 H: 2 LOB: 3 BB: 1 P: 25
R: 0 E: 0 K: 1 S: 8 H: 0 LOB: 0 BB: 0 P: 10
R: 0 E: 0 K: 1 S: 15 H: 1 LOB: 2 BB: 1 P: 22
R: 0 E: 0 K: 2 S: 7 H: 0 LOB: 0 BB: 0 P: 10
R: 0 E: 0 K: 1 S: 9 H: 1 LOB: 2 BB: 1 P: 16
1B: 11 2B: 0 3B: 0 HR: 1 SF: 0 SAC: 0 DP: 0 HBP: 0
WP: 0 PB: 0 SB: 1 CS: 0 PA: 60
PITCHER IP WLS BF H R ER SO BB IBB HBP BLK WP HR S P ERA WHIP
31 Danny Salazar, R (1, 1) ERA: 3.52 5.1 21 3 1 1 7 2 0 0 0 0 1 48 75 1.69 0.938
37 Cody Allen, R (6, 1) ERA: 2.29 1.1 6 1 0 0 1 1 0 0 0 0 0 15 25 0.00 1.500
35 Marc Rzepczynski, L (7, 1) ERA: 4.34 0.2 3 0 0 0 0 0 0 0 0 0 0 6 10 0.00 0.000
38 Joe Smith, R (8, 1) ERA: 2.54 1.2 8 4 0 0 3 0 0 0 0 0 0 18 25 0.00 2.400
32 Matt Albers, R (10, 1) ERA: 3.35 0.1 4 2 0 0 1 1 0 0 0 0 0 9 18 0.00 9.000
PITCHER IP WLS BF H R ER SO BB IBB HBP BLK WP HR S P ERA WHIP
53 Rich Hill, L (10, 1) ERA: 6.0 0.1 1 0 0 0 0 0 0 0 0 0 0 3 4 0.00 0.000
27 Bryan Shaw, R (10, 1) ERA: 3.81 1.1 4 0 0 0 2 0 0 0 0 0 0 11 13 0.00 0.000
54 Chris Perez, R (12, 1) ERA: 3.38 1.0 5 1 0 0 1 1 0 0 0 0 0 15 22 0.00 2.000
59 Carlos Carrasco, R (13, 1) ERA: 7.43 2.0 W 8 1 0 0 3 1 0 0 0 0 0 16 26 0.00 1.000

Cleveland Indians @ Los Angeles Angels

Angel Stadium of Anaheim, Anaheim, CA

Wed Aug 21 2013, 4:09 PM - 7:07 PM PDT

Att. 35,810 - Sunny - 86 F

TOP

livebaseballscorecards.com

Batter	1	2	3	4	5	6	7	8	9	AB	R	H	RBI	BB	SO	LOB
24 Michael Bourn, L (1, 8) OBP: 0.323, SLG: 0.361	B FF 91 S SI 92 X FC 90 1-1 41 2B 1B		C FC 88 B SI 92 S CH 86 B SI 93 B CU 79 X SI 93 3-2 33 HR 3B		B SI 92 C SI 92 B SI 92 B SI 92 B SI 91 4-1 22 WP 33 G1-3 BB		C CU 80 S SI 92 D CU 83 S CU 80 1-3 ②		B SL 83 C FF 95 S FF 95 X FF 96 1-2 33 G3-6-1 1-3 3-H 1B	4	1	3	0	1	1	2
33 Nick Swisher, S (1, 3) OBP: 0.340, SLG: 0.407	C SI 89 1 SAFE F FC 88 S CH 84 0-3 ① K		S CH 85 B SI 92 C CH 85 B FC 90 X SI 93 2-2 3-H HR		F SI 91 1 SAFE X CU 79 0-1 ② G1-3 1-2		B CU 81 B CU 81 B CU 82 B SI 93 4-0 1-2 2-3 BB		X SL 80 0-0 ② ③ G3-6-1 1-2f	4	1	1	2	1	1	4
22 Jason Kipnis, L (1, 4) OBP: 0.366, SLG: 0.466	C FC 88 1 SAFE F CH 85 C SI 92 0-3 ② K		F SI 92 B CU 78 X SI 91 1-1 ① G4-3		S CU 78 B SI 91 F SI 90 B SI 91 X SL 80 2-2 ③ G4-3 2-3		C CU 81 B SI 92 F CU 82 B SI 93 X CU 81 2-2 ③ G1-4-3			4	0	0	0	0	1	5
41 Carlos Santana, S (1, 2) OBP: 0.366, SLG: 0.448	F FF 90 B FC 90 B CH 86 1 SAFE X CH 84 2-1 1-3 2B		B SI 92 T CH 86 C FF 93 F FC 91 B SL 81 S CH 85 2-3 ② K			M SI 90 B SI 91 C CU 79 X CH 87 1-2 ① F7		C SL 79 X SL 82 0-1 ① G3		4	0	1	0	0	1	0
23 Michael Brantley, L (1, 7) OBP: 0.329, SLG: 0.388	C CU 78 F SI 92 X CH 85 0-2 ③ L6		F SI 91 B SI 92 X SI 91 1-1 ③ G4-3			C SI 92 X SL 80 0-1 ② G4-3		X FF 96 0-0 ② G6-3		4	0	0	0	0	0	2
25 Jason Giambi, L (1, 10) OBP: 0.284, SLG: 0.392		B SI 91 B FC 90 X SI 90 2-0 8 G6-3 2B		B SI 92 C CU 78 B SI 92 F CH 85 B CH 85 F SI 92 F FC 89 C CU 76 3-3 ①		B SI 91 B CH 86 X SI 92 2-0 ③ G6-3		B FF 96 X FF 95 1-0 ③ P5		4	0	1	0	0	1	0
4 Mike Aviles, R (1, 6) OBP: 0.292, SLG: 0.381		M FC 90 X CU 79 0-1 ① P4		S FF 94 B FC 89 B SI 92 S CU 78 F FC 90 X CH 85 2-2 ② L6			C FC 90 X FC 89 0-1 33 BB 11 BB 1B		B FF 93 X FF 93 1-0 8 G4-3 24 WP 8 WP 1B	4	1	2	0	0	0	1
8 Lonnie Chisenhall, L (1, 5) OBP: 0.269, SLG: 0.363		X SI 92 0-0 ② G6-3 2-3		X SI 92 0-0 ③ G3-1			B SI 90 1 SAFE S CH 84 F CH 85 X SI 92 1-2 ① F9		F FF 94 B FF 94 1 SAFE C FF 94 B FS 88 F FF 96 X SL 82 2-2 ① G4-3 1-3	4	0	0	0	0	0	3
11 Drew Stubbs, R (1, 9) OBP: 0.302, SLG: 0.370		C SL 79 B FC 89 S SI 93 D SL 81 C FF 92 2-3 ③ K			S FC 87 S SI 90 B FC 88 S SL 80 1-3 ① K		B SI 91 1 SAFE C CU 79 B FC 87 B SI 91 F FC 87 B FC 88 4-2 33 BB 1-2 BB		3 SAFE B SL 83 C SL 84 C FF 95 D FF 97 D SL 83 B SL 82 4-2 24 1B 24 WP BB	2	0	0	0	2	2	1

Inning Stats																								
	R: 0	H: 2	R: 0	H: 1	R: 2	H: 2	R: 0	H: 0	R: 0	H: 0	R: 0	H: 0	R: 0	H: 1	R: 0	H: 0	R: 1	H: 2	1B: 4	SF: 0	WP: 3	PA: 38
	E: 0	LOB: 2	E: 0	LOB: 1	E: 0	LOB: 0	E: 0	LOB: 0	E: 0	LOB: 1	E: 0	LOB: 0	E: 0	LOB: 3	E: 0	LOB: 0	E: 0	LOB: 1	2B: 2	SAC: 0	PB: 0	
	K: 2	BB: 0	K: 1	BB: 0	K: 1	BB: 0	K: 1	BB: 0	K: 0	BB: 1	K: 0	BB: 0	K: 1	BB: 2	K: 0	BB: 0	K: 0	BB: 1	3B: 1	DP: 1	SB: 0	
	S: 13	P: 16	S: 7	P: 11	S: 14	P: 23	S: 10	P: 15	S: 9	P: 16	S: 6	P: 9	S: 13	P: 25	S: 4	P: 5	S: 11	P: 19	HR: 1	HBP: 0	CS: 0	

PITCHER	IP	WLS	BF	H	R	ER	SO	BB	IBB	HBP	BLK	WP	HR	S	P	ERA	WHIP
57 Jerome Williams, R (1, 1) ERA: 4.8	6.1	L	27	6	2	2	6	2	0	0	0	1	1	66	102	2.84	1.263
54 Buddy Boshers, L (7, 1) ERA: 3.6	0.2		3	0	0	0	1	1	0	0	0	0	0	6	13	0.00	1.500
65 Dane De La Rosa, R (8, 1) ERA: 3.55	2.0		8	2	1	1	0	1	0	0	0	2	0	15	24	4.50	1.500

PITCHER	IP	WLS	BF	H	R	ER	SO	BB	IBB	HBP	BLK	WP	HR	S	P	ERA	WHIP

AB	34
R	3
H	8
RBI	2
BB	4
SO	7
LOB	18

Cleveland Indians @ Los Angeles Angels

Angel Stadium of Anaheim, Anaheim, CA

Wed Aug 21 2013, 4:09 PM - 7:07 PM PDT

Att. 35,810 - Sunny - 86 F

livebaseballscorecards.com

Batter	1	2	3	4	5	6	7	8	9	AB	R	H	RBI	BB	SO	LOB
39 JB Shuck, L (1, 7) OBP: 0.330, SLG: 0.375	B FF 91 B SI 87 C SI 86 B SI 91 X CH 86 3-1 G4-3 ①		B SI 86 C SI 86 B SL 82 X SI 86 2-1 G6-3 ①		C SI 88 C SL 83 S FF 94 0-3 K ②		B SI 86 B SI 87 X CH 85 2-0 SH2-4 ① 1-2 2-3		C FF 93 F FF 93 F SL 82 B FF 93 S SL 83 1-3 K ②	4	0	0	0	0	2	1
2 Erick Aybar, S (1, 6) OBP: 0.313, SLG: 0.376	C SI 89 B FF 94 X SI 90 1-1 G6-3 ②		B FF 91 B SI 90 B CH 84 C SI 88 B SI 86 4-1 32 K2 BB		C SI 87 C SI 92 B FF 94 F FF 93 B FF 94 C SL 81 2-3 K ③		C SL 79 F FF 93 B SL 85 S SL 84 1-3 K ②		X FF 93 0-0 L9 ③	4	0	0	0	1	2	3
32 Josh Hamilton, L (1, 10) OBP: 0.286, SLG: 0.418	B FF 94 B FF 94 B SI 90 B SI 93 4-0 BB		B FF 92 S FF 93 B FF 94 B FF 91 F SI 90 S SL 83 3-3 K2 ②③ 1-1f			C SI 86 B SL 81 B FF 93 B SI 87 X SI 86 3-1 16 2B 1B	C T B X 1-2 G5-3 ③			3	1	1	0	1	1	3
44 Mark Trumbo, R (1, 3) OBP: 0.303, SLG: 0.469	B SL 80 C SI 91 T SI 93 1 SAFE B SI 92 S SL 84 2-3 K ③			F SI 87 B SL 85 B SI 92 X SI 89 2-1 G6-3 ①		C SL 81 X SI 89 0-1 L7 ①		C KC 86 B KC 85 B FF 96 S FF 97 F FF 97 S KC 86 2-3 K ①		4	0	0	0	0	2	2
16 Hank Conger, L (1, 2) OBP: 0.316, SLG: 0.439		X SI 90 0-0 7 1B 56 G3 1B		C SI 90 B FF 95 B SI 91 B SI 90 S SI 86 B SI 88 4-2 8 FC6-4 56 BB BB		X SI 89 0-0 1-H 2B		C KC 86 B KC 87 B FF 97 B FF 96 F FF 97 S FF 97 3-3 K ②		3	0	2	1	1	1	0
56 Kole Calhoun, L (1, 9) OBP: 0.337, SLG: 0.392		X SI 89 0-0 G3 ① 1-2		B SI 88 B SI 87 B CH 84 B SI 87 4-0 8 FC6-4 1-2 BB		C FF 92 S SL 84 F SL 83 X FF 92 0-2 L7 ②		X FF 96 0-0 2B		3	0	1	0	1	0	2
8 Chris Nelson, R (1, 5) OBP: 0.275, SLG: 0.313		B FF 92 C SI 90 B FF 91 F SI 90 X SL 85 2-2 F9 ②		B SI 86 B SL 77 X SI 87 2-0 FC6-4 ② 1-2f 2-3		C SL 82 D SL 82 F SI 91 S SL 84 1-3 K ③		D KC 86 F FF 96 F FF 96 C KC 85 1-3 K ③		4	0	0	0	0	2	5
7 Andrew Romine, S (1, 4) OBP: 0.250, SLG: 0.172		S FF 92 X FF 94 0-1 2-3 1B		S SI 88 B SI 92 S FF 92 B FF 95 B SI 92 F FF 91 X FF 92 3-2 L7 ③			B F FF 91 B FF 92 B CH 85 B CH 84 4-1 39 SH2-4 25 1B BB		S FF 92 B FF 91 F FF 92 S SL 83 1-3 K ①	3	0	1	0	1	1	2
25 Peter Bourjos, R (1, 8) OBP: 0.352, SLG: 0.404		1 SAFE C SI 91 B SI 91 F FF 91 1 SAFE S SL 85 1-3 K ③			X SI 87 0-0 B1-3 ①		B SI 87 1 SAFE F CH 86 X SI 86 1-1 39 SH2-4 1-2 1B		C FF 92 B SL 82 X FF 93 1-1 1B	4	0	2	0	0	1	2
Inning Stats	R: 0 E: 0 K: 1 S: 7 H: 0 LOB: 1 BB: 1 P: 17	R: 0 E: 0 K: 1 S: 10 H: 2 LOB: 2 BB: 0 P: 13	R: 0 E: 0 K: 1 S: 6 H: 0 LOB: 1 BB: 1 P: 15	R: 0 E: 0 K: 0 S: 9 H: 0 LOB: 2 BB: 2 P: 24	R: 0 E: 0 K: 2 S: 8 H: 0 LOB: 0 BB: 0 P: 10	R: 1 E: 0 K: 1 S: 12 H: 2 LOB: 1 BB: 0 P: 16	R: 0 E: 0 K: 1 S: 10 H: 1 LOB: 2 BB: 1 P: 19	R: 0 E: 0 K: 3 S: 11 H: 1 LOB: 1 BB: 0 P: 17	R: 0 E: 0 K: 2 S: 10 H: 1 LOB: 1 BB: 0 P: 13	1B: 5 2B: 3 3B: 0 HR: 0 SF: 0 SAC: 1 DP: 1 HBP: 0						WP: 0 PB: 0 SB: 0 CS: 0 PA: 38

PITCHER		IP	WLS	BF	H	R	ER	SO	BB	IBB	HBP	BLK	WP	HR	S	P	ERA	WHIP
63 Justin Masterson, R ERA: 3.5	(1, 1)	6.2	W	29	5	1	1	7	5	0	0	0	0	0	59	110	1.35	1.500
53 Rich Hill, L ERA: 5.94	(7, 1)	0.1	H	1	0	0	0	0	0	0	0	0	0	0	3	4	0.00	0.000
37 Cody Allen, R ERA: 2.25	(8, 1)	1.0	H	4	1	0	0	3	0	0	0	0	0	0	11	17	0.00	1.000
54 Chris Perez, R ERA: 3.3	(9, 1)	1.0	S	4	1	0	0	2	0	0	0	0	0	0	10	13	0.00	1.000

PITCHER	IP	WLS	BF	H	R	ER	SO	BB	IBB	HBP	BLK	WP	HR	S	P	ERA	WHIP

BOTTOM	
AB	32
R	1
H	7
RBI	1
BB	5
SO	12
LOB	20

TOP

Minnesota Twins @ Cleveland Indians

Progressive Field, Cleveland, OH

Fri Aug 23 2013, 7:08 PM - 10:07 PM EDT

Att. 23,218 - Clear - 75 F

livebaseballscorecards.com

Batter	1	2	3	4	5	6	7	8	9	AB	R	H	RBI	BB	SO	LOB
2 Brian Dozier, R (1, 4) OBP: 0.311, SLG: 0.412	B FF 91 B FF 90 C FF 91 C FF 92 B SL 84 F FF 94 B FF 94 4-2 12 2B BB	C FF 95 C SL 85 F SL 87 B FF 96 F SL 85 S FS 86 1-3 ② K 2-3			C SI 92 B SL 83 F SL 82 F FF 94 X FS 84 1-2 ① G5-3		B FC 92 1 SAFE B FC 92 1 SAFE B FC 93 B FC 92 4-0 12 G3-1 12 CS 16 E 1-2 BB		C SI 93 X SI 92 0-1 ① G5-3	3	1	0	0	2	1	1
12 Chris Herrmann, L (1, 2) OBP: 0.333, SLG: 0.411	X FF 93 0-0 1-3 2B	C SL 85 X FS 87 0-1 3-H 2B			F SL 84 C FF 94 B SI 95 S SL 84 1-3 ② K		L FF 92 M CU 75 2 SAFE X CU 75 0-2 ①② G3-1 1-3 2-3		B CH 82 S SI 93 X SI 93 1-1 ② G6-3	5	0	2	1	0	1	2
33 Justin Morneau, L (1, 3) OBP: 0.324, SLG: 0.428	B FS 86 S SL 87 B FF 96 B SL 86 B FF 95 4-1 BB	S FF 93 B FF 94 S FF 94 S FF 94 1-3 ③ K			F FS 84 C SL 83 B FF 92 F FF 93 S FS 84 1-3 ③ K		B SL 80 B SL 86 D CU 77 I IN 87 4-0 16 E IBB		C CU 81 X CH 82 0-1 ③ G6-3	3	1	0	0	2	2	1
16 Josh Willingham, R (1, 10) OBP: 0.351, SLG: 0.395	C FF 95 F SI 95 B FF 95 B FF 96 C SL 81 2-3 ① K		B FF 92 C FF 92 X FF 95 1-1 ① G4-3			B SL 84 C SL 84 S FS 87 F FF 94 B FS 84 X FF 95 2-2 ① G3	C FF 96 S KC 87 B FF 96 F FF 96 X KC 86 1-2 E9 1-H 3-H 2B			4	0	1	2	0	1	3
9 Ryan Doumit, S (1, 9) OBP: 0.308, SLG: 0.392	B FS 87 F FS 86 B FF 94 B FS 86 F FF 94 F FF 95 S SL 85 3-3 ② K		B FS 83 C FF 91 F FS 86 F FF 95 F FS 85 X SI 93 1-2 ② L8			B SL 83 F FS 84 X FF 94 1-1 24 G5-3 1B	C FF 97 C FF 96 B FF 96 X FF 95 1-2 ③ F9			4	0	1	0	0	1	4
24 Trevor Plouffe, R (1, 5) OBP: 0.292, SLG: 0.386	S SL 86 C FF 95 F SL 83 S FF 96 0-3 ③ K		F SL 84 S FF 94 S FF 94 0-3 ③ K			C SL 84 D SL 84 B FF 95 F SL 82 B FS 85 X SL 82 3-2 ② G5-3 1-2		C SI 93 X SL 87 0-1 11 1B 22 G6-4-3 2B		4	1	1	0	0	2	4
11 Clete Thomas, L (1, 8) OBP: 0.301, SLG: 0.340		B FF 90 B FF 91 X FF 91 2-0 25 2B 2B		B FF 92 X FS 84 1-0 ① P5		D CU 79 C SL 84 C FS 84 D FS 86 F SL 86 B FF 93 F FS 86 B SL 80 4-2 BB		C SI 93 X SI 93 0-1 22 G6-4-3 2-3 1B		3	1	2	0	1	0	0
22 Wilkin Ramirez, R (1, 7) OBP: 0.299, SLG: 0.361		B SL 83 F FF 94 F FF 93 D FS 87 B SL 86 S SL 84 3-3 ① K		C SL 82 X SI 95 0-1 ② G5-3		B FF 92 F SL 85 D SI 87 S SL 80 X FF 94 2-2 ③ F8		B SI 94 1 SAFE 1 SAFE B SI 92 C FF 94 X SL 89 2-1 ①② G6-4-3 1-2f 3-H		4	0	0	0	0	1	4
25 Pedro Florimón, S (1, 6) OBP: 0.279, SLG: 0.338		F FF 92 C FS 85 X FF 95 0-2 2 WP 12 2B 2-H 2B		C FF 92 F FS 85 S FS 84 0-3 ③ K			C FC 93 X FC 92 0-1 12 CS 2 BB 1B	B FF 93 C FF 94 X SI 94 1-1 ③ G1-3		4	1	2	1	0	1	0

Inning Stats	1	2	3	4	5	6	7	8	9
	R: 0 E: 0 K: 3 S: 16	R: 2 E: 0 K: 3 S: 17	R: 0 E: 0 K: 1 S: 10	R: 0 E: 0 K: 1 S: 6	R: 0 E: 0 K: 2 S: 11	R: 0 E: 0 K: 0 S: 16	R: 2 E: 1 K: 0 S: 12	R: 1 E: 0 K: 0 S: 8	R: 0 E: 0 K: 0 S: 6
	H: 1 LOB: 3 BB: 2 P: 29	H: 3 LOB: 1 BB: 0 P: 24	H: 0 LOB: 0 BB: 0 P: 12	H: 0 LOB: 0 BB: 0 P: 7	H: 0 LOB: 0 BB: 0 P: 14	H: 1 LOB: 2 BB: 1 P: 28	H: 2 LOB: 1 BB: 2 P: 22	H: 2 LOB: 0 BB: 0 P: 11	H: 0 LOB: 0 BB: 0 P: 7

	AB	34
	R	5
	H	9
	RBI	4
	BB	5
	SO	10
	LOB	19

	1B: 3	SF: 0	WP: 1	PA: 39
	2B: 6	SAC: 0	PB: 0	
	3B: 0	DP: 1	SB: 0	
	HR: 0	HBP: 0	CS: 2	

PITCHER		IP	WLS	BF	H	R	ER	SO	BB	IBB	HBP	BLK	WP	HR	S	P	ERA	WHIP
30 Ubaldo Jiménez, R ERA: 3.95	(1, 1)	6.0	L	26	5	2	2	10	3	0	0	0	1	0	76	114	3.00	1.333
27 Bryan Shaw, R ERA: 3.97	(7, 1)	0.0		2	1	2	2	0	1	0	0	0	0	0	2	6	∞	∞
53 Rich Hill, L ERA: 6.09	(7, 1)	0.2		2	0	0	0	0	0	1	0	0	0	0	3	7	0.00	0.000
37 Cody Allen, R ERA: 2.24	(7, 1)	0.1		2	1	0	0	0	0	0	0	0	0	0	7	9	0.00	3.000
32 Matt Albers, R ERA: 3.4	(8, 1)	2.0		7	2	1	1	0	0	0	0	0	0	0	14	18	4.50	1.000

PITCHER	IP	WLS	BF	H	R	ER	SO	BB	IBB	HBP	BLK	WP	HR	S	P	ERA	WHIP

Minnesota Twins @ Cleveland Indians

Progressive Field, Cleveland, OH

Fri Aug 23 2013, 7:08 PM - 10:07 PM EDT

Att. 23,218 - Clear - 75 F

livebaseballscorecards.com

BOTTOM

Batter	1	2	3	4	5	6	7	8	9	AB	R	H	RBI	BB	SO	LOB
24 Michael Bourn, L (1, 8) OBP: 0.324, SLG: 0.360	B FC 89 B FC 90 B FC 88 C FC 87 C FC 88 X FC 89 3-2 41 WP 41 1B 1B		B FF 92 C FF 92 S CU 82 S CU 85 1-3 ② K			C CU 79 B CU 81 B FF 91 S CU 80 F CU 82 B CU 82 B FC 91 4-2 41 CS 33 S BB		F SI 92 C SL 85 B SL 84 B SL 85 S SL 86 2-3 ① K		3	1	1	0	1	2	0
33 Nick Swisher, S (1, 3) OBP: 0.339, SLG: 0.404	B FC 90 X FF 88 1-0 ① F7		S FC 86 S FF 87 B FF 88 S CU 84 1-3 ③ K2-3			1 SAFE C FF 90 B FC 90 B FC 91 D CU 82 S FF 92 B FF 91 4-2 41 CS 1-2 BB		C SL 82 B FF 93 B SI 92 F SI 92 X FF 93 2-2 ② F8		3	0	0	0	1	1	1
22 Jason Kipnis, L (1, 4) OBP: 0.363, SLG: 0.462	B FC 90 1 SAFE B FC 90 F FC 90 1 SAFE C CU 81 X CU 83 2-2 ② F7			B FC 91 C FC 90 B FC 87 S CU 82 S CU 84 2-3 ① K		B FF 90 L FF 90 L CU 80 B FC 91 C FF 91 2-3 ① K		C SL 84 X SI 92 0-1 ③ G1-3		4	0	0	0	0	2	3
41 Carlos Santana, S (1, 2) OBP: 0.369, SLG: 0.449	B FF 92 S FC 90 B CH 84 B CU 82 X CU 81 3-1 23 WP 1-H 1B			C FF 87 X CH 87 0-1 23 BB 1B		B CU 82 B FC 92 B FF 91 B FF 91 4-0 ② 1-2 2-3 BB			C SI 91 B SI 91 F SI 92 B SL 85 F SI 93 F SL 85 S SI 94 2-3 ① K	3	0	2	1	1	1	0
23 Michael Brantley, L (1, 7) OBP: 0.329, SLG: 0.386	C FF 91 F FC 91 D FF 86 B CU 83 X CU 84 2-2 ③ G3-1 1-2			B FF 92 B FC 92 S FF 91 C FF 90 B CU 83 B CU 83 4-2 13 G1-6-3 1-2 BB		B FC 92 X FF 93 1-0 ③ G3			B SI 93 F SI 92 F FF 92 B SI 93 B SL 81 F FF 92 F SI 92 C SI 91 3-3 ② K	3	0	0	0	1	1	3
13 Asdrúbal Cabrera, S (1, 6) OBP: 0.293, SLG: 0.388		B FC 90 C FC 90 B FF 90 X FF 90 2-1 ① G4-3		B FF 90 X FF 91 1-0 ②③ G1-6-3 1-2f			X SI 93 0-0 ① L7		C SI 91 B SL 82 X SI 91 1-1 10 1B 1B	4	0	1	0	0	0	2
25 Jason Giambi, L (1, 10) OBP: 0.281, SLG: 0.388 10 Yan Gomes, R (7, PH) OBP: 0.347, SLG: 0.500 (8, 10)		S FF 91 X FF 93 0-1 ② G3-1			B CH 84 B FC 91 X FC 89 2-0 ① P4		C SI 93 F SI 93 B SI 94 F SL 84 S SL 84 1-3 ② K2-3		X FF 91 0-0 1-2 1B	2 2	0 0	0 1	0 0	0 1	0 0	0 0
8 Lonnie Chisenhall, L (1, 5) OBP: 0.267, SLG: 0.360 4 Mike Aviles, R (7, PH) OBP: 0.294, SLG: 0.381 (8, 5)		F FC 91 X FF 92 0-1 ③ G4-3			C CU 78 S CH 86 F CU 83 B FF 87 B CU 83 F CH 84 X FC 91 2-2 ② G6-3		B SI 91 B SI 92 X SI 93 2-0 1B		B SL 87 F FF 92 F FF 92 X FF 93 1-2 ③ G4-3	2 2	0 0	0 1	0 0	0 0	0 0	0 2
11 Drew Stubbs, R (1, 9) OBP: 0.300, SLG: 0.367			C FC 92 C FF 91 B CU 83 C CU 83 1-3 ① K		C CU 83 F FC 92 S CU 84 0-3 ③ K		B SI 93 B SL 83 X SI 93 2-0 ③ G5-3			3	0	0	0	0	2	1

	AB	31
	R	1
	H	6
	RBI	1
	BB	4
	SO	10
	LOB	12

Inning Stats																																		
	R: 1	E: 0	K: 0	S: 12	H: 2	LOB: 1	BB: 0	P: 23	R: 0	E: 0	K: 0	S: 6	H: 0	LOB: 0	BB: 0	P: 8	R: 0	E: 0	K: 3	S: 9	H: 0	LOB: 0	BB: 0	P: 12	R: 0	E: 0	K: 1	S: 8	H: 1	LOB: 1	BB: 1	P: 15	R: 0	E: 0	K: 1	S: 9	H: 0	LOB: 0	BB: 0	P: 13
	R: 0	E: 0	K: 1	S: 9	H: 0	LOB: 2	BB: 3	P: 24	R: 0	E: 0	K: 1	S: 7	H: 1	LOB: 1	BB: 0	P: 12	R: 0	E: 0	K: 1	S: 8	H: 0	LOB: 0	BB: 0	P: 12	R: 0	E: 0	K: 2	S: 16	H: 2	LOB: 2	BB: 0	P: 23	1B: 6	2B: 0	3B: 0	HR: 0	SF: 0	SAC: 0	DP: 1	HBP: 0	WP: 2	PB: 0	SB: 1	CS: 2	PA: 35

PITCHER		IP	WLS	BF	H	R	ER	SO	BB	IBB	HBP	BLK	WP	HR	S	P	ERA	WHIP
21 Samuel Deduno, R ERA: 3.69	(1, 1)	6.0	W	23	3	1	1	6	4	0	0	0	2	0	53	95	1.50	1.167
52 Brian Duensing, L ERA: 3.71	(7, 1)	2.2	H	10	2	0	0	4	0	0	0	0	0	0	27	42	0.00	0.750
50 Casey Fien, R ERA: 3.59	(9, 1)	0.1		2	1	0	0	0	0	0	0	0	0	0	4	5	0.00	3.000

PITCHER	IP	WLS	BF	H	R	ER	SO	BB	IBB	HBP	BLK	WP	HR	S	P	ERA	WHIP

Batter	1	2	3	4	5	6	7	8	9	AB	R	H	RBI	BB	SO	LOB
2 Brian Dozier, R (1, 4) OBP: 0.311, SLG: 0.418	C FF 93 X FF 94 0-1 G5-3		X FF 93 0-0 SF8 3-H		C FF 92 B CH 80 F FF 94 S CH 84 1-3 K 1-2			B FF 91 B FF 91 C FF 90 X FF 90 2-1 HR		3	1	1	2	0	1	1
12 Chris Herrmann, L (1, 2) OBP: 0.321, SLG: 0.394	C FF 91 B FF 93 F FF 93 S FF 94 1-3 K		1 SAFE B FF 91 C CH 80 1 SAFE X FF 91 1-1 F7		B FF 91 C FF 90 F CU 81 B FF 93 X CH 84 2-2 F7			F FF 90 X CH 81 0-1 F7		4	0	0	0	0	1	2
33 Justin Morneau, L (1, 3) OBP: 0.321, SLG: 0.425	X FF 92 0-0 G5-3			C FF 91 B FF 91 C FF 92 F FF 93 F CH 85 X FF 92 1-2 P6		X FF 89 0-0 F8		B FC 94 B FC 93 C FC 93 F FC 93 B SL 82 S FC 94 3-3 K		4	0	0	0	0	1	0
16 Josh Willingham, R (1, 10) OBP: 0.350, SLG: 0.393		C FF 93 B FC 91 X CU 81 1-1 F7		C FF 94 F FC 89 X SL 89 0-2 9 1B 1B		C FF 92 B FF 89 X FF 94 1-1 F8		C FC 94 X FC 94 0-1 L6		4	0	1	0	0	0	0
9 Ryan Doumit, S (1, 9) OBP: 0.308, SLG: 0.390		C FC 92 F FF 93 B FF 93 B SL 84 B FF 92 X FF 92 3-2 F8		F FF 92 F CH 81 X FF 93 0-2 1-2 1B		C FF 91 B FC 91 B FF 91 X FF 91 2-1 F8			B SI 91 X SI 91 1-0 G6-3	4	0	1	0	0	0	0
31 Oswaldo Arcia, L (1, 7) OBP: 0.309, SLG: 0.431		B FC 91 C FF 93 S CH 83 S CH 84 1-3 K		C CU 81 B FF 92 F FF 93 D SL 84 B FF 93 S FF 92 3-3 K			B CH 82 F FF 92 X FF 91 1-1 P5		C SL 82 F SL 86 B SL 86 S SL 83 1-3 K	4	0	0	0	0	3	2
24 Trevor Plouffe, R (1, 5) OBP: 0.294, SLG: 0.388			C FF 92 B FF 93 B CU 79 B FF 93 X FF 91 3-1 L8	C FF 94 F SL 87 X FF 95 0-2 F9			C CU 78 H FC 90 1-1 HBP		B SI 94 B CH 86 C SI 92 B CH 87 X SI 92 3-1 2B	3	0	1	0	0	0	2
11 Clete Thomas, L (1, 8) OBP: 0.305, SLG: 0.339 22 Wilkin Ramirez, R (9, PH) OBP: 0.295, SLG: 0.356			C FF 92 B FF 92 B CH 82 B FF 92 B FF 92 4-1 25 1B 2 SF8 BB		F FF 90 F CH 81 B FF 92 F FF 92 B CU 83 B FF 92 F CH 83 B FF 91 4-2 25 FC4-6 BB		B FF 89 B FF 91 B FF 90 C FF 90 X FF 91 3-1 P5		S SI 93 S CH 86 S SL 84 0-3 K	1 1	1 0	0 0	0 0	2 0	0 1	1 1
25 Pedro Florimón, S (1, 6) OBP: 0.280, SLG: 0.338			C FF 90 F FF 90 X CU 79 0-2 1-3 1B		C CH 80 X CH 80 0-1 FC4-6 2 WP 1-2f		C FF 91 B FF 92 F CH 80 F FF 94 S FF 93 1-3 K			3	0	1	0	0	1	2
Inning Stats	R: 0 E: 0 K: 1 S: 6 H: 0 LOB: 0 BB: 0 P: 7	R: 0 E: 0 K: 1 S: 8 H: 0 LOB: 0 BB: 0 P: 13	R: 1 E: 0 K: 0 S: 9 H: 1 LOB: 1 BB: 1 P: 17	R: 0 E: 0 K: 1 S: 17 H: 2 LOB: 2 BB: 0 P: 21	R: 0 E: 0 K: 1 S: 12 H: 0 LOB: 1 BB: 1 P: 19	R: 0 E: 0 K: 0 S: 5 H: 0 LOB: 0 BB: 0 P: 8	R: 0 E: 0 K: 1 S: 9 H: 0 LOB: 1 BB: 0 P: 15	R: 1 E: 0 K: 1 S: 9 H: 1 LOB: 0 BB: 0 P: 14	R: 0 E: 0 K: 2 S: 9 H: 1 LOB: 1 BB: 0 P: 14	1B: 3 2B: 1 3B: 0 HR: 1 SF: 1 SAC: 0 DP: 0 HBP: 1						

PITCHER		IP	WLS	BF	H	R	ER	SO	BB	IBB	HBP	BLK	WP	HR	S	P	ERA	WHIP
34 Zach McAllister, R ERA: 3.51	(1, 1)	7.1	W	29	4	2	2	5	2	0	1	0	1	1	70	106	2.46	0.818
27 Bryan Shaw, R ERA: 3.92	(8, 1)	0.2		2	0	0	0	1	0	0	0	0	0	0	5	8	0.00	0.000
35 Marc Rzepczynski, L ERA: 4.12	(9, 1)	1.0		4	1	0	0	2	0	0	0	0	0	0	9	14	0.00	1.000

PITCHER	IP	WLS	BF	H	R	ER	SO	BB	IBB	HBP	BLK	WP	HR	S	P	ERA	WHIP

TOP

Minnesota Twins @ Cleveland Indians

Progressive Field, Cleveland, OH

Sat Aug 24 2013, 7:06 PM - 9:49 PM EDT

Att. 26,870 - Clear - 74 F

livebaseballscorecards.com

AB	31
R	2
H	5
RBI	2
BB	2
SO	8
LOB	11

WP: 1 PA: 35
PB: 0
SB: 0
CS: 0

BOTTOM

Minnesota Twins @ Cleveland Indians

Progressive Field, Cleveland, OH

Sat Aug 24 2013, 7:06 PM - 9:49 PM EDT

Att. 26,870 - Clear - 74 F

livebaseballscorecards.com

Batter	1	2	3	4	5	6	7	8	9	AB	R	H	RBI	BB	SO	LOB
24 Michael Bourn, L (1, 8) OBP: 0.324, SLG: 0.358	C SI 88 B SI 89 C FF 89 F FF 90 B SI 90 X SI 89 2-2 G4-3 ①		C SI 91 C SI 91 F FF 91 D SL 83 1 SAFE X FF 92 1-2 P6 ①		F FF 88 B SI 90 1 SAFE B CH 90 1 SAFE B CH 89 1 SAFE B SI 89 4-1 33 2B 1-2 BB	C SI 94 F FF 95 F FF 96 F SI 96 B SL 86 B SL 87 B SI 95 X SI 94 3-2 G3-1 ③				3	1	0	0	1	0	1
33 Nick Swisher, S (1, 3) OBP: 0.339, SLG: 0.405	C SI 88 C SI 90 B FF 91 X SI 92 1-2 F8 ②		B SL 82 X SI 91 1-0 G3-1 ② 1-3		C SI 90 X SL 84 0-1 22 WP 23 1B 1-H 2-H 2B		C SI 93 C SI 95 X SI 95 0-2 F8 ①			4	1	1	2	0	0	1
22 Jason Kipnis, L (1, 4) OBP: 0.366, SLG: 0.470	C SI 89 F SI 90 B FF 91 X SI 90 1-2 41 HR 1B		B FF 91 X SL 82 1-0 3-H HR		B SL 81 C FF 91 X CU 75 1-1 L4 ① 2-3		C SI 93 B SI 95 F SI 94 F SL 87 B FF 94 B FF 94 B FF 94 4-2 BB			3	2	2	2	1	0	1
41 Carlos Santana, S (1, 10) OBP: 0.371, SLG: 0.455	C SI 90 B FF 91 X SI 90 1-1 1-H HR		B FF 91 X SL 85 1-0 F9 ③		B FF 92 B FF 91 B SI 92 F SI 93 D FF 95 4-2 13 G3-1 23 1B BB		B SI 93 B SI 92 F SI 91 X SL 83 2-1 F8 ②			3	1	1	2	1	0	1
23 Michael Brantley, L (1, 7) OBP: 0.328, SLG: 0.384	C SI 90 B CH 85 F FF 90 X CU 74 1-2 G6-3 ③			B SL 80 B SI 89 X SI 88 2-0 G6-3 ①	B SI 91 F FF 93 F SI 93 X SI 94 1-2 13 G3-1 1-2 3-H 1B		B FF 93 X SI 91 1-0 F7 ③			4	0	1	1	0	0	1
13 Asdrúbal Cabrera, S (1, 6) OBP: 0.292, SLG: 0.389		F SI 90 B CU 73 X FF 90 1-1 L9 ①		B FF 88 X SI 89 1-0 10 G1-3 2B	S SI 93 X SI 93 0-1 G3-1 ② 1-2 2-3			C FF 94 C CU 82 F FF 95 X FF 95 0-2 L6 ①		4	0	1	0	0	0	2
10 Yan Gomes, R (1, 2) OBP: 0.341, SLG: 0.490		C CH 89 B FF 90 X FF 90 1-1 L8 ②		B SL 83 B FF 92 F FF 91 S SL 83 X SI 91 2-2 G1-3 ② 2-3	S SL 85 D SL 85 F SL 83 X FF 94 1-2 G4-3 ③			F SI 94 F SL 87 X FF 95 0-2 F9 ②		4	0	0	0	0	0	3
8 Lonnie Chisenhall, L (1, 5) OBP: 0.267, SLG: 0.363		B SI 90 B SL 81 F SI 90 B FF 90 X SI 90 3-1 F8 ③		B SI 91 B CU 74 B SI 91 F SI 90 X FF 90 3-1 P6 ③		B FF 94 F FF 93 S SI 94 C FF 95 1-3 K ①		F SI 95 S CU 82 X SI 94 0-2 11 WP 2B		4	0	1	0	0	1	1
11 Drew Stubbs, R (1, 9) OBP: 0.302, SLG: 0.369			C FF 89 C FF 89 B SI 90 F SI 90 B SL 82 F FF 90 X FF 91 2-2 33 G3-1 33 S 22 HR 1B		B FF 87 S SL 80 X SI 87 1-1 24 BB 33 2B 1B	B SL 85 X SI 93 1-0 G1-3 ②		C FF 93 B CU 83 S FF 95 D CU 82 X CU 82 2-2 G5-3 ③ 2-3		4	2	2	0	0	0	1
Inning Stats	R: 2 H: 2 E: 0 LOB: 0 K: 0 BB: 0 S: 15 P: 21	R: 0 H: 0 E: 0 LOB: 0 K: 0 BB: 0 S: 6 P: 11	R: 2 H: 2 E: 0 LOB: 0 K: 0 BB: 0 S: 12 P: 18	R: 0 H: 1 E: 0 LOB: 1 K: 0 BB: 0 S: 7 P: 15	R: 3 H: 3 E: 0 LOB: 2 K: 0 BB: 2 S: 17 P: 29	R: 0 H: 0 E: 0 LOB: 0 K: 1 BB: 0 S: 9 P: 14	R: 0 H: 0 E: 0 LOB: 1 K: 0 BB: 1 S: 9 P: 16	R: 0 H: 1 E: 0 LOB: 1 K: 0 BB: 0 S: 13 P: 15		1B: 4 SF: 0 2B: 3 SAC: 0 3B: 0 DP: 0 HR: 2 HBP: 0					WP: 2 PA: 36 PB: 0 SB: 1 CS: 0	

	AB	33
	R	7
	H	9
	RBI	7
	BB	3
	SO	1
	LOB	12

PITCHER		IP	WLS	BF	H	R	ER	SO	BB	IBB	HBP	BLK	WP	HR	S	P	ERA	WHIP
62 Liam Hendriks, R ERA: 6.2	(1, 1)	4.1	L	21	7	7	7	0	1	0	0	0	1	2	47	78	14.54	1.846
51 Anthony Swarzak, R ERA: 2.78	(5, 1)	2.2		11	1	0	0	1	2	0	0	0	0	0	28	46	0.00	1.125
57 Ryan Pressly, R ERA: 3.79	(8, 1)	1.0		4	1	0	0	0	0	0	0	0	1	0	13	15	0.00	1.000

PITCHER	IP	WLS	BF	H	R	ER	SO	BB	IBB	HBP	BLK	WP	HR	S	P	ERA	WHIP

Batter	1	2	3	4	5	6	7	8	9	AB	R	H	RBI	BB	SO	LOB
2 Brian Dozier, R (1, 4) OBP: 0.312, SLG: 0.417	C SI 92 F SI 94 F CH 80 S SI 94 0-3 ① K		C SI 92 X SL 79 0-1 ② G1 2-3		B SI 94 C CH 78 B SI 93 F SI 92 X CU 78 2-2 ③ 16 E, 17 1B 2-3 1B		B FF 95 F FF 95 B KC 86 F FF 96 B FF 97 D FF 96 4-2 ③ 17 1B, 17 E BB	C SI 88 C SL 81 X SL 82 0-2 ③ P6		4	0	1	0	1	1	3
17 Doug Bernier, R (1, 5) OBP: 0.346, SLG: 0.289	C SI 92 F SI 94 F SI 91 F SI 95 X SI 94 0-2 ② F8		B SI 95 C CH 80 B SI 94 S SI 93 C SI 95 2-3 ③ K		1 SAFE 1 SAFE X SI 94 0-0 9 BB 1-2 3-H 1B		1 SAFE L FF 94 X FF 94 0-1 1-3 1B		C FF 93 C SL 83 F FF 93 X SL 83 0-2 ① F8	5	0	2	1	0	1	1
16 Josh Willingham, R (1, 7) OBP: 0.348, SLG: 0.393	C CU 74 B CH 80 S SI 93 F SI 94 S CH 80 1-3 ③ K			B CH 77 C SI 91 C SI 92 B SI 94 B CH 80 F CH 81 X SI 93 3-2 24 E 2B	S SI 94 2 SAFE F SI 93 S CH 80 0-3 ② K 2-3		S KC 84 F FF 96 D KC 86 1 SAFE B FF 95 X FF 96 2-2 ① P4		B FF 93 C FF 93 B FF 94 X FF 93 2-1 ② G5-3	5	0	1	0	0	2	4
9 Ryan Doumit, S (1, 2) OBP: 0.311, SLG: 0.390		C SI 91 F SI 93 X SI 93 0-2 1B		F CU 77 B SI 92 F CH 79 X SI 91 1-2 ① P4	B SI 94 B CH 82 D CH 79 C SI 93 F SI 94 B SI 95 4-2 1-2 BB		F FF 96 B FF 95 F KC 85 S KC 86 1-3 ② K		B SL 81 B FF 93 B FF 93 C FF 92 B FF 92 4-1 24 DI BB	3	0	1	0	2	1	3
24 Trevor Plouffe, R (1, 10) OBP: 0.290, SLG: 0.383		X SI 92 0-0 ① F8		B CH 80 T SI 93 X SI 89 1-1 ③ FC6 2-3	S SI 95 C SI 96 B SI 96 X CH 83 1-2 ③ L5		S KC 86 F FF 96 F FF 95 B FF 96 S KC 86 1-3 ③ K2-3		B FF 94 C FF 94 F SL 81 B SL 83 C SL 82 2-3 ③ K 1-2	5	0	0	0	0	2	8
22 Wilkin Ramirez, R (1, 9) OBP: 0.296, SLG: 0.368 12 Chris Herrmann, L (8, PH) OBP: 0.319, SLG: 0.390 (8, 9)		B CU 74 C SI 93 1 SAFE B SL 90 F SI 93 F CH 80 F SI 95 B SL 89 F SI 95 3-2 ② F9 1 SAFE X SI 95		B SI 93 X SI 93 1-0 ② F9		B SI 92 B SI 91 X SI 91 2-0 11 F8 2B		B FF 90 C FF 90 B SL 81 B FF 89 F FF 88 C FF 90 3-3 ① K		3 1	0 0	1 0	0 0	0 0	0 1	3 0
55 Chris Colabello, R (1, 3) OBP: 0.282, SLG: 0.344 33 Justin Morneau, L (8, PH) OBP: 0.321, SLG: 0.424 (8, 3)		1 SAFE F SI 94 C SI 95 F CH 78 1 SAFE B SI 95 S CH 80 1-3 ③ K		C SI 94 S SI 94 S SI 95 0-3 ③ K		S CH 81 F SI 93 X SI 94 0-2 ① L9		F SI 90 B SI 89 B SL 82 S FF 91 F FF 90 X FF 91 2-2 E4, 25 1B		3 1	0 0	0 0	0 0	0 0	2 0	4 0
11 Clete Thomas, L (1, 8) OBP: 0.305, SLG: 0.338			L SI 94 S SI 94 C SI 94 0-3 ① K		S SL 84 X SI 91 0-1 2, 25, 1B, SH3-4, 17, 1B	F SI 94 X SL 85 0-1 ② F8 2-3		B SI 90 B FF 91 X FF 90 2-0 ② F7		4	1	1	0	0	1	2
25 Pedro Florimón, S (1, 6) OBP: 0.283, SLG: 0.344			B SI 94 F SI 94 C SI 94 X CH 79 1-2 2, G1 2B		X SI 92 0-0 ① SH3-4 1-2	C SI 93 C SI 94 B SI 95 T SI 95 1-2 ③ K		C FF 90 C SL 81 F FF 90 B FF 91 B SL 82 F FF 90 F FF 92 X SL 82 2-2 1-2 1B		3	0	2	0	0	1	1
Inning Stats	R: 0 E: 0 K: 2 S: 13 H: 0 LOB: 0 BB: 0 P: 14	R: 0 E: 0 K: 1 S: 14 H: 1 LOB: 1 BB: 0 P: 18	R: 0 E: 0 K: 2 S: 11 H: 1 LOB: 0 BB: 0 P: 14	R: 0 E: 1 K: 1 S: 13 H: 1 LOB: 2 BB: 0 P: 19	R: 1 E: 1 K: 1 S: 15 H: 3 LOB: 3 BB: 1 P: 22	R: 0 E: 0 K: 1 S: 9 H: 1 LOB: 1 BB: 0 P: 12	R: 0 E: 1 K: 2 S: 14 H: 1 LOB: 2 BB: 1 P: 22	R: 0 E: 1 K: 1 S: 17 H: 1 LOB: 2 BB: 0 P: 26	R: 0 E: 0 K: 1 S: 10 H: 0 LOB: 1 BB: 1 P: 18	1B: 6 2B: 3 3B: 0 HR: 0 SF: 0 SAC: 1 DP: 0 HBP: 0						

PITCHER		IP	WLS	BF	H	R	ER	SO	BB	IBB	HBP	BLK	WP	HR	S	P	ERA	WHIP
26 Scott Kazmir, L ERA: 4.25	(1, 1)	6.0		27	7	1	1	8	1	0	0	0	0	0	75	99	1.50	1.333
37 Cody Allen, R ERA: 2.2	(7, 1)	1.0		5	1	0	0	2	1	0	0	0	0	0	14	22	0.00	2.000
38 Joe Smith, R ERA: 2.49	(8, 1)	1.0	W	5	1	0	0	1	0	0	0	0	0	0	17	26	0.00	1.000
54 Chris Perez, R ERA: 3.22	(9, 1)	1.0	S	4	0	0	0	1	1	0	0	0	0	0	10	18	0.00	1.000

PITCHER	IP	WLS	BF	H	R	ER	SO	BB	IBB	HBP	BLK	WP	HR	S	P	ERA	WHIP

TOP

Minnesota Twins @ Cleveland Indians

Progressive Field, Cleveland, OH

Sun Aug 25 2013, 1:06 PM - 4:34 PM EDT

Att. 21,042 - Sunny - 82 F

livebaseballscorecards.com

AB	37
R	1
H	9
RBI	1
BB	3
SO	12
LOB	29

WP: 0	PA: 41		
PB: 0			
SB: 0			
CS: 0			

BOTTOM

Minnesota Twins @ Cleveland Indians

Progressive Field, Cleveland, OH

Sun Aug 25 2013, 1:06 PM - 4:34 PM EDT

Att. 21,042 - Sunny - 82 F

livebaseballscorecards.com

Batter	1	2	3	4	5	6	7	8	9	AB	R	H	RBI	BB	SO	LOB
24 Michael Bourn, L (1, 8) OBP: 0.322, SLG: 0.358	B SI 94 F SI 94 B SI 93 C SI 94 T SI 93 2-2 ① **K**		C SI 92 X SI 91 0-1 ② **FC4-6** 33 BB 22 1B 1-2f		B SI 91 B FF 93 X FF 92 2-0 ① **L9**	S FF 93 B CU 75 B SL 84 X FF 92 2-1 ③ **G3**		B CH 88 C SI 93 F SL 88 B SI 93 X SI 90 2-2 **33 1B 2B**		5	2	1	0	0	1	4
33 Nick Swisher, S (1, 3) OBP: 0.343, SLG: 0.407	C SI 95 X SI 94 0-1 ② **F9**		C SI 92 1 SAFE B SI 94 B SI 93 C FS 86 B SI 93 B SI 93 4-2 **22 1B BB** 1-2		B CU 79 B SI 93 1 SAFE B SI 93 C SI 93 1 SAFE B FS 88 4-1 **22 FC3-6 BB** 1-2		C SL 83 C CU 75 B FF 92 B CU 76 F FF 91 B CU 74 X FF 93 3-2 ① **1B**	X CH 89 0-0 **1B** 2-H		3	0	2	1	2	0	0
22 Jason Kipnis, L (1, 4) OBP: 0.366, SLG: 0.468	C SI 94 C SI 94 C SI 94 0-3 ③ **K**		C SI 94 B SI 94 F FS 87 X SI 94 1-2 **1B** 1-2 2-H		B SI 93 F SI 94 S SI 94 F FS 88 F SI 95 B SI 94 D FS 88 X FS 88 3-2 ② **FC3-6** 41 BB 1-2f 2-3		B FF 91 C FF 90 F SL 82 B SI 93 B SL 81 F FF 92 F FF 90 B FF 92 4-2 **41 1B BB**	B SI 93 B SL 87 C SI 93 F SL 87 X FF 93 2-2 ③ **G6-3**		4	0	1	1	1	1	3
41 Carlos Santana, S (1, 10) OBP: 0.372, SLG: 0.455		C SI 94 B SI 94 B FS 87 C SI 94 F SI 95 F SI 95 C SI 94 2-3 ① **K**	B FS 88 F SI 93 X CU 77 1-1 ③ **G4-3**		B SI 94 B FS 88 B FS 86 B SI 94 4-0 **23 FC4-6 BB** 1-2		C CU 73 B FF 93 B FF 92 1 SAFE S SL 80 X FF 93 2-2 **1B** 1-2			3	0	1	0	1	1	2
23 Michael Brantley, L (1, 7) OBP: 0.325, SLG: 0.381		B SI 94 X SI 94 1-0 ② **G6-3**		B CU 75 B SI 94 X SI 93 2-0 ① **F8**	F SI 95 X SI 95 0-1 ③ **FC4-6** 1-2f		C SL 80 X FF 92 0-1 ② **F6**			4	0	0	0	0	0	5
13 Asdrúbal Cabrera, S (1, 6) OBP: 0.292, SLG: 0.388		B SI 94 S FS 87 X FS 87 1-1 **1B**		S CU 78 L SI 94 B SI 94 X CU 79 1-2 ② **G1-6-3**		B SL 82 F FF 90 S CU 76 F CU 76 S FF 92 1-3 ① **K** B CU 72 S SL 80 F FF 92 B FF 94 D SL 80 F SL 81 S FF 92 3-3 ③ **K**			4	0	1	0	0	2	2
10 Yan Gomes, R (1, 2) OBP: 0.339, SLG: 0.483		B FF 92 B SI 93 X SI 93 2-0 ③ **L8**		B FF 95 B SL 86 B SI 94 B SI 94 4-0 **BB**		C FF 92 B FF 92 X SL 84 1-1 ② **G5-3**		C FF 93 B FF 93 X CH 87 1-1 ① **G6-3**		3	0	0	0	1	0	1
8 Lonnie Chisenhall, L (1, 5) OBP: 0.264, SLG: 0.358 25 Jason Giambi, L (8, PH) OBP: 0.280, SLG: 0.385 4 Mike Aviles, R (9, 5) OBP: 0.294, SLG: 0.381			B SI 93 B SI 93 C SI 94 F SI 94 B SI 93 X SI 94 3-2 ① **P6**	F SI 92 X FS 86 0-1 ③ **P4**		B CU 74 B SI 91 C FF 92 F SL 84 S CU 76 2-3 **K 11 BB**		C SL 87 B FF 93 F CH 89 F CH 89 B FF 93 B FF 94 F CH 89 S SL 87 3-3 ② **K**		3 1 0	0 0 0	0 0 0	0 0 0	0 1 0	1 0 0	1 0 0
11 Drew Stubbs, R (1, 9) OBP: 0.309, SLG: 0.378			F FF 94 S SI 94 F SI 95 B SL 88 B SI 95 B SI 94 B SI 94 4-2 **24 FC4-6 BB**		B SL 86 C SI 92 B SI 93 F SI 93 B SI 95 B SI 95 4-2 **22 FC3-6 33 E BB**	S SL 83 B SL 85 C FF 93 D SL 84 B FF 92 D SL 84 4-2 **1-2 BB**		S SL 88 X FF 94 0-1 **HR**		1	1	1	1	3	0	0

Inning Stats	1	2	3	4	5	6	7	8	9
	R: 0 E: 0 K: 2 S: 8 H: 0 LOB: 0 BB: 0 P: 10	R: 0 E: 0 K: 1 S: 9 H: 1 LOB: 1 BB: 0 P: 15	R: 1 E: 0 K: 0 S: 15 H: 1 LOB: 2 BB: 2 P: 28	R: 0 E: 0 K: 0 S: 6 H: 0 LOB: 1 BB: 1 P: 13	R: 0 E: 1 K: 0 S: 11 H: 0 LOB: 3 BB: 3 P: 28	R: 0 E: 0 K: 2 S: 13 H: 0 LOB: 2 BB: 1 P: 23	R: 0 E: 0 K: 1 S: 17 H: 2 LOB: 2 BB: 1 P: 29	R: 2 E: 0 K: 1 S: 16 H: 3 LOB: 1 BB: 0 P: 24	

1B: 5 SF: 0
2B: 1 SAC: 0
3B: 0 DP: 0
HR: 1 HBP: 0

WP: 1 PA: 39
PB: 0
SB: 0
CS: 0

	AB	31
	R	3
	H	7
	RBI	3
	BB	8
	SO	7
	LOB	18

PITCHER		IP	WLS	BF	H	R	ER	SO	BB	IBB	HBP	BLK	WP	HR	S	P	ERA	WHIP
37 Mike Pelfrey, R ERA: 5.06	(1, 1)	5.0		23	2	1	1	3	6	0	0	0	0	0	49	94	1.80	1.600
20 Josh Roenicke, R ERA: 3.1	(6, 1)	1.1		6	1	0	0	2	1	0	0	0	1	0	17	30	0.00	1.500
56 Caleb Thielbar, L ERA: 0.85	(7, 1)	0.2		4	1	0	0	1	1	0	0	0	0	0	13	22	0.00	3.000
61 Jared Burton, R ERA: 3.16	(8, 1)	1.0	L	6	3	2	2	1	0	0	0	0	0	1	16	24	18.00	3.000

PITCHER	IP	WLS	BF	H	R	ER	SO	BB	IBB	HBP	BLK	WP	HR	S	P	ERA	WHIP

Cleveland Indians @ Atlanta Braves

Turner Field, Atlanta, GA

Tue Aug 27 2013, 7:12 PM - 9:51 PM EDT

Att. 21,400 - Partly Cloudy - 85 F

livebaseballscorecards.com

Batter	1	2	3	4	5	6	7	8	9	AB	R	H	RBI	BB	SO	LOB
24 Michael Bourn, L (1, 8) OBP: 0.321, SLG: 0.356	C SI 91 B CH 84 B CH 83 X SI 91 2-1 41 BB 1B		C SI 91 X SI 91 0-1 ① G6-3		B CH 83 B SI 90 F SI 90 C SI 90 F SI 91 S CH 84 2-3 ① K		C SI 86 B SI 87 C SI 88 F SI 88 S CU 73 1-3 ① K		B FF 99 B FF 98 X FF 98 2-0 ③ G1-3	5	0	1	0	0	2	0
33 Nick Swisher, S (1, 3) OBP: 0.341, SLG: 0.403	F SI 92 P PO 87 F SI 92 1 SAFE B SI 91 C KC 79 2-3 ① K		B SI 90 F CH 85 F SI 91 X SI 91 1-2 ② G1-3		B SI 90 C KC 75 B KC 77 B CH 83 X SI 90 3-1 ② F9		B SI 87 X SI 86 1-0 ② G3			4	0	0	0	0	1	1
22 Jason Kipnis, L (1, 4) OBP: 0.367, SLG: 0.469	B SI 92 B SI 91 X SI 92 2-0 ② L6		C KC 79 B CH 84 B SI 91 B SI 91 B SI 91 4-1 41 WP BB		X SI 90 0-0 2B		C SI 87 C CU 72 S SI 88 0-3 ③ K			3	0	1	0	1	1	1
41 Carlos Santana, S (1, 2) OBP: 0.373, SLG: 0.452	B SI 92 C KC 79 1 SAFE B SI 91 B SI 90 C SI 91 B SI 92 4-2 1-2 BB		F SI 91 C CH 85 F SI 92 B KC 77 F CH 84 B CH 84 B KC 77 4-2 4 FC6-4 1-2 BB		B CH 84 X SI 90 1-0 ③ G6-3			X SI 94 0-0 ① G6-3		2	0	0	0	2	0	1
4 Mike Aviles, R (1, 5) OBP: 0.290, SLG: 0.376	B KC 80 X CH 85 1-0 ③ P6		B SI 91 F CH 85 F SI 92 X SI 92 1-2 ③ FC6-4 1-2f			C CH 84 F KC 78 B KC 79 F SI 90 F SI 92 F KC 78 X SI 91 1-2 ① G6-3		C SI 95 B SI 94 X SI 94 1-1 ② G4-3		4	0	0	0	0	0	4
13 Asdrúbal Cabrera, S (1, 6) OBP: 0.296, SLG: 0.394		F SI 90 F SI 90 X CH 84 0-2 23 G6-4-3 1B		C CH 83 B SI 90 B SI 90 X SI 91 2-1 23 F9 2B		C CH 84 B SI 92 B SI 91 F CH 84 B SI 91 F SI 92 F SI 90 F SI 91 S CH 85 3-3 ② K		B SI 96 B SI 95 C SI 93 X SI 94 2-1 1B		4	0	3	0	0	1	0
23 Michael Brantley, L (1, 7) OBP: 0.325, SLG: 0.380		B SI 92 C SI 91 X SI 91 1-1 ①② G6-4-3 1-2f		B SI 90 X SI 91 1-0 ① F9 2-3		B SI 92 B CH 84 C SI 91 B SI 91 F SI 91 X SI 91 3-2 11 S 1B		S SI 93 S SI 93 X FF 95 0-2 ③ F8		4	0	1	0	0	0	3
11 Drew Stubbs, R (1, 9) OBP: 0.311, SLG: 0.376		C SI 90 B SI 92 B KC 80 F SI 91 B KC 77 B SI 92 4-2 BB		X SI 90 0-0 ② G1-3		B FF 89 B SI 90 S SI 91 B SI 90 B SI 90 4-1 1-2 BB			B FF 98 B FF 99 B FF 98 C FF 97 C FF 97 S FF 98 3-3 ① K	2	0	0	0	2	1	1
31 Danny Salazar, R (1, 1) 35 Marc Rzepczynski, L (5, 1) 25 Jason Giambi, L (6, PH) OBP: 0.278, SLG: 0.383 32 Matt Albers, L (6, 1) 59 Carlos Carrasco, R (7, 1) 8 Lonnie Chisenhall, L (9, PH) OBP: 0.263, SLG: 0.357		B SI 90 C SI 91 C SI 91 S SI 92 1-3 ③ K		F SI 90 F SI 91 S KC 78 0-3 ③ K		B SI 88 B SI 87 F SI 88 S SI 88 F SI 88 F SI 88 S SI 88 2-3 ③ K			B FF 99 X FF 97 1-0 ② G4-3	2 0 1 0 0 0	0 0 0 0 0 0	0 0 0 0 0 0	0 0 0 0 0 0	0 0 1 0 0 1	2 0 0 0 0 0	2 0 2 0 0 0
Inning Stats	R: 0 E: 0 K: 1 S: 10 H: 1 LOB: 2 BB: 1 P: 20	R: 0 E: 0 K: 1 S: 10 H: 1 LOB: 1 BB: 1 P: 16	R: 0 E: 0 K: 0 S: 13 H: 0 LOB: 2 BB: 2 P: 23	R: 0 E: 0 K: 1 S: 7 H: 1 LOB: 1 BB: 0 P: 10	R: 0 E: 0 K: 1 S: 8 H: 1 LOB: 1 BB: 0 P: 14	R: 0 E: 0 K: 2 S: 20 H: 1 LOB: 2 BB: 1 P: 33	R: 0 E: 0 K: 2 S: 8 H: 0 LOB: 0 BB: 0 P: 10	R: 0 E: 0 K: 0 S: 8 H: 1 LOB: 1 BB: 0 P: 11	R: 0 E: 0 K: 1 S: 5 H: 0 LOB: 0 BB: 0 P: 11	1B: 4 2B: 2 3B: 0 HR: 0 SF: 0 SAC: 0 DP: 1 HBP: 0						

PITCHER		IP	WLS	BF	H	R	ER	SO	BB	IBB	HBP	BLK	WP	HR	S	P	ERA	WHIP
58 Alex Wood, L ERA: 2.27	(1, 1)	5.2	W	25	5	0	0	5	4	0	0	0	1	0	63	105	0.00	1.588
20 Luis Ayala, R ERA: 3.18	(6, 1)	0.0		1	0	0	0	0	1	0	0	0	0	0	1	5	∞	∞
32 Scott Downs, L ERA: 1.59	(6, 1)	1.1	H	4	0	0	0	3	0	0	0	0	0	0	12	16	0.00	0.000
43 Luis Avilán, L ERA: 1.3	(8, 1)	1.0	H	4	1	0	0	0	0	0	0	0	0	0	8	11	0.00	1.000
46 Craig Kimbrel, R ERA: 1.01	(9, 1)	1.0	S	3	0	0	0	1	0	0	0	0	0	0	5	11	0.00	0.000

PITCHER	IP	WLS	BF	H	R	ER	SO	BB	IBB	HBP	BLK	WP	HR	S	P	ERA	WHIP

TOP	
AB	32
R	0
H	6
RBI	0
BB	5
SO	9
LOB	15

WP: 1 PA: 37
PB: 0
SB: 1
CS: 0

Cleveland Indians @ Atlanta Braves

Turner Field, Atlanta, GA

Tue Aug 27 2013, 7:12 PM - 9:51 PM EDT

Att. 21,400 - Partly Cloudy - 85 F

BOTTOM

Batter	1	2	3	4	5	6	7	8	9	AB	R	H	RBI	BB	SO	LOB
17 Jordan Schafer, L (1, 8) OBP: 0.346, SLG: 0.395	C FF 93 B SI 92 B CH 83 B FF 95 S FF 96 X FF 95 3-2 ① F7		B CH 90 B FF 92 C FF 94 F FF 94 X CH 83 2-2 ① L8		C SL 81 X SI 92 0-1 ③ G3			S FF 96 B FF 95 B FF 95 S CH 89 B FF 95 X FF 96 3-2 ③ G3-1		4	0	0	0	0	0	0
8 Justin Upton, R (1, 9) (8, 7) OBP: 0.356, SLG: 0.478	C FF 95 B FF 97 X FF 95 1-1 ② F8		C SL 83 B SL 84 B FF 95 F FF 95 F SL 84 F SI 96 C CH 85 2-3 ② K			C SI 92 B SI 93 C SI 93 X SI 92 1-2 ① G6-3				3	0	0	0	0	1	0
5 Freddie Freeman, L (1, 3) OBP: 0.387, SLG: 0.477	X FF 95 0-0 ③ F9		X FF 96 0-0 ③ F8			T FF 92 F FF 94 B SI 93 B SI 94 B SI 93 X SI 92 3-2 ② G3				3	0	0	0	0	0	0
23 Chris Johnson, R (1, 5) OBP: 0.366, SLG: 0.468 4 Paul Janish, R (9, 5) OBP: 0.206, SLG: 0.167		C FF 94 B SL 83 S SL 85 B FF 96 B FF 96 F FF 96 X FF 97 3-2 ① F9		B SL 85 C FF 95 F FF 94 F FF 97 F CH 86 F FF 96 X CH 86 1-2 16 WP 1B		C SL 88 C SI 93 B SI 94 F SI 92 S SI 94 1-3 ③ K				3 0	0 0	1 0	0 0	0 0	1 0	0 0
16 Brian McCann, L (1, 2) OBP: 0.345, SLG: 0.497		B FF 95 B FF 96 B FF 95 B FF 96 4-0 25 1B 30 3B BB		B FF 93 B SI 94 S FF 96 T FF 97 F CH 87 B FF 96 B CH 84 4-2 19 G6-3 **1-2** BB			F FF 95 F FF 95 B CU 82 B FF 96 F CH 87 F FF 95 S CH 89 2-3 ① K			1	1	0	0	2	1	0
25 Joey Terdoslavich, S (1, 7) OBP: 0.377, SLG: 0.350 43 Luis Avilán, L (8, 1) 46 Craig Kimbrel, R (9, 1)		S FF 95 F SI 93 B FF 95 F FF 97 F FF 98 B CH 86 X CH 85 2-2 30 3B **1-3** 1B		C FF 94 B FF 95 F FF 95 B FF 95 B SL 86 F SI 95 F SI 95 T FF 95 3-2 ① K			B FF 95 F CH 86 S FF 94 F CH 89 F FF 96 F SL 84 F FF 96 X FF 95 1-2 ② L7			3 0 0	1 0 0	1 0 0	0 0 0	0 0 0	1 0 0	2 0 0
19 Andrelton Simmons, R (1, 6) OBP: 0.293, SLG: 0.366		X SL 86 0-0 ② L6		B SL 85 C SL 88 X FF 97 1-1 ② ③ G6-3 **1-2f**			X FF 96 0-0 ③ P3			3	0	0	0	0	0	4
30 Elliot Johnson, S (1, 4) OBP: 0.223, SLG: 0.256		C FF 96 B FF 95 S FF 96 F FF 96 B FF 97 X FF 97 2-2 **1-H** **3-H** 3B			B SI 91 B SI 90 F SI 90 X SI 92 2-1 ① F9			L FF 93 X CH 88 0-1 ① G4-3		3	0	1	2	0	0	0
58 Alex Wood, R (1, 1) 20 Luis Ayala, R (6, 1) 32 Scott Downs, L (6, 1) 57 Todd Cunningham, S (8, 9) OBP: 0.250, SLG: 0.250		B FF 97 S FF 96 S FF 96 C FF 96 1-3 ③ K			C SI 91 S SI 91 B SI 91 C SL 82 1-3 ② K			C FF 95 B SL 84 F FF 96 C FF 96 1-3 ② K		2 0 0 1	0 0 0 0	0 0 0 0	0 0 0 0	0 0 0 1	2 0 0 0	1 0 0 0
Inning Stats	R: 0 E: 0 K: 0 S: 6 H: 0 LOB: 0 BB: 0 P: 10	R: 2 E: 0 K: 1 S: 17 H: 2 LOB: 1 BB: 1 P: 29	R: 0 E: 0 K: 1 S: 9 H: 0 LOB: 0 BB: 0 P: 13	R: 0 E: 0 K: 1 S: 16 H: 1 LOB: 1 BB: 1 P: 25	R: 0 E: 0 K: 1 S: 7 H: 0 LOB: 0 BB: 0 P: 10	R: 0 E: 0 K: 1 S: 10 H: 0 LOB: 0 BB: 0 P: 15	R: 0 E: 0 K: 1 S: 14 H: 0 LOB: 0 BB: 0 P: 17	R: 0 E: 0 K: 1 S: 8 H: 0 LOB: 0 BB: 0 P: 12		1B: 2 2B: 0 3B: 1 HR: 0 SF: 0 SAC: 0 DP: 1 HBP: 0						

livebaseballscorecards.com

AB	26
R	2
H	3
RBI	2
BB	2
SO	7
LOB	7

WP: 1 PA: 28
PB: 0
SB: 0
CS: 0

PITCHER		IP	WLS	BF	H	R	ER	SO	BB	IBB	HBP	BLK	WP	HR	S	P	ERA	WHIP
31 Danny Salazar, R ERA: 3.67	(1, 1)	4.0	L	16	3	2	2	3	2	0	0	0	1	0	48	77	4.50	1.250
35 Marc Rzepczynski, L ERA: 3.92	(5, 1)	1.0		3	0	0	0	1	0	0	0	0	0	0	7	10	0.00	0.000
32 Matt Albers, R ERA: 3.33	(6, 1)	1.0		3	0	0	0	1	0	0	0	0	0	0	10	15	0.00	0.000
59 Carlos Carrasco, R ERA: 7.07	(7, 1)	2.0		6	0	0	0	2	0	0	0	0	0	0	22	29	0.00	0.000

PITCHER	IP	WLS	BF	H	R	ER	SO	BB	IBB	HBP	BLK	WP	HR	S	P	ERA	WHIP

Cleveland Indians @ Atlanta Braves

Turner Field, Atlanta, GA

Wed Aug 28 2013, 7:11 PM - 10:14 PM EDT

Att. 20,804 - Partly Cloudy - 88 F

TOP

livebaseballscorecards.com

Batter	1	2	3	4	5	6	7	8	9	AB	R	H	RBI	BB	SO	LOB
24 Michael Bourn, L (1, 8) OBP: 0.320, SLG: 0.355	G3		33 G1-6-3 1B		G4-3		F7			4	0	1	0	0	0	1
33 Nick Swisher, S (1, 3) OBP: 0.342, SLG: 0.404	41 BB 1B		G1-6-3 1-2f 2-3		G6-3			13 BB 22 1B 4 SF9 1B		4	1	2	0	0	0	2
22 Jason Kipnis, L (1, 4) OBP: 0.367, SLG: 0.467	F8		G4-3		G6-3			4 SF9 13 BB 1-2 1B		4	0	1	0	0	0	2
41 Carlos Santana, S (1, 2) OBP: 0.374, SLG: 0.452	13 FC6-4 1-2 BB			L8		13 G6-4-3 1B		P3		3	0	1	0	1	0	2
13 Asdrúbal Cabrera, S (1, 6) OBP: 0.296, SLG: 0.391	FC6-4 1-2f			F9		G6-4-3 1-2f		23 CS BB 1-2 2-3		3	0	0	0	1	0	3
4 Mike Aviles, R (1, 5) OBP: 0.289, SLG: 0.386		G3		HR		F7		SF9 2-3 3-H		3	1	1	2	0	0	0
38 Joe Smith, R (8, 1)										0	0	0	0	0	0	0
23 Michael Brantley, L (1, 7) OBP: 0.326, SLG: 0.381		G6-3		11 S 1B				CS 1-2	L8	4	0	2	0	0	0	0
11 Drew Stubbs, R (1, 9) OBP: 0.310, SLG: 0.373		K		IBB 1-2				G4-3 1-2	G6-3	3	0	0	0	1	1	1
63 Justin Masterson, R (1, 1) OBP: 0.500, SLG: 0.500			33 G1-6-3 24 1B 1B	F9				K	K	2	0	1	0	0	0	2
7 Matt Carson, R (7, PH)										1	0	0	0	0	1	1
27 Bryan Shaw, S (7, 1)										0	0	0	0	0	0	0
53 Rich Hill, L (8, 1)										0	0	0	0	0	0	0
8 Lonnie Chisenhall, L (8, 5) OBP: 0.262, SLG: 0.355										1	0	0	0	0	1	0

	AB	32
	R	2
	H	9
	RBI	2
	BB	3
	SO	3
	LOB	14

Inning Stats	1	2	3	4	5	6	7	8	9
	R: 0 E: 0 K: 0 S: 11	H: 1 LOB: 2 BB: 1 P: 21	R: 0 E: 0 K: 1 S: 10	H: 0 LOB: 0 BB: 0 P: 15	R: 0 E: 0 K: 0 S: 7	H: 2 LOB: 1 BB: 0 P: 9	R: 1 E: 0 K: 0 S: 10	H: 2 LOB: 2 BB: 1 P: 20	R: 0 E: 0 K: 0 S: 8	H: 0 LOB: 0 BB: 0 P: 14	R: 0 E: 0 K: 0 S: 10	H: 1 LOB: 0 BB: 0 P: 13	R: 0 E: 0 K: 1 S: 9	H: 1 LOB: 1 BB: 0 P: 14	R: 1 E: 0 K: 0 S: 11	H: 2 LOB: 1 BB: 1 P: 17	R: 0 E: 0 K: 1 S: 6	H: 0 LOB: 0 BB: 0 P: 8

| | | | | | | | | | |

BOTTOM

Cleveland Indians @ Atlanta Braves

Turner Field, Atlanta, GA

Wed Aug 28 2013, 7:11 PM - 10:14 PM EDT

Att. 20,804 - Partly Cloudy - 88 F

Batter	1	2	3	4	5	6	7	8	9	AB	R	H	RBI	BB	SO	LOB
17 Jordan Schafer, L (1, 9) OBP: 0.358, SLG: 0.404	L SI 88 B FF 93 B SI 92 B CH 84 F FF 89 B FF 91 4-2 8 S BB	C SI 91 B SL 84 D SI 92 X SI 91 2-1 8 1B 1-2 2-H 3-H 1B		B FF 92 B FF 89 C FF 90 X FF 91 2-1 ② G3 2-3			C FC 94 B FC 94 X FC 94 1-1 5 CS 1B		B FF 90 B FF 90 F FF 90 B FF 90 X SI 90 3-1 8 S 23 1B 1B	4	1	3	2	1	0	1
8 Justin Upton, R (1, 7) OBP: 0.354, SLG: 0.475	1 SAFE C SI 90 2 SAFE X SI 91 0-1 ① G1-3 1-2	L SI 89 B FF 92 F FF 93 B SL 83 X SI 93 2-2 1-2 2-3 1B		B SL 80 B SI 89 B SI 90 C SI 87 F SI 87 C SL 81 3-3 ③ K			1 SAFE C FC 94 B FC 93 1 SAFE 1 SAFE S FC 93 S FC 93 1-3 ① K		B SI 90 B SI 90 F SI 90 X SI 90 2-1 ② F8 1-2	5	0	1	0	0	2	4
5 Freddie Freeman, L (1, 3) OBP: 0.386, SLG: 0.472	B SL 81 B SI 92 S FF 95 F FF 94 C SL 85 2-3 ② K	C SL 84 F FF 94 F SL 84 S SL 84 0-3 ③ K			S SL 80 B SL 81 X FF 92 1-1 ① G6-3		B FC 92 1 SAFE B FC 92 F FC 93 S SL 82 B SL 82 F SL 80 X FC 95 3-2 ②③ F7 1-2		I IN 78 I IN 77 I IN 77 I IN 80 4-0 23 1B IBB	4	0	0	0	1	2	5
23 Chris Johnson, R (1, 5) OBP: 0.364, SLG: 0.465	X SI 91 0-0 ③ G5-3		B SI 88 B SI 89 B CH 84 C FF 89 S SI 87 X SI 89 3-2 ① G6-3		X SI 87 0-0 ② G6-3			C SL 80 F FC 92 B FC 95 B FC 95 F SL 82 F FC 93 B FF 90 F FC 94 S FC 94 3-3 ① K	C SI 89 B SI 89 F FF 90 F SL 82 B SL 82 X FF 91 2-2 1-2 2-H 1B	5	0	1	1	0	1	1
16 Brian McCann, L (1, 2) OBP: 0.347, SLG: 0.497		B SI 87 X SI 89 1-0 19 2B 17 1B 1B	F FF 92 X FF 93 0-1 ② F8		B FF 93 X SL 78 1-0 1B			C CU 74 X SL 79 0-1 ② P5		4	1	2	0	0	0	0
26 Dan Uggla, R (1, 4) OBP: 0.308, SLG: 0.389		C SI 90 B SL 82 F SI 91 S SL 84 1-3 ① K	B SL 79 S SI 88 T SI 88 B SL 84 B SL 84 B SI 87 4-2 BB		C SI 88 C SL 82 S FF 93 0-3 ③ K			B SL 82 F SL 81 X FF 91 1-1 2 1B 1B		3	0	1	0	1	2	2
2 B.J. Upton, R (1, 8) OBP: 0.265, SLG: 0.291		B SI 92 B SI 91 X SI 88 2-0 ② P6	F SI 91 B SI 91 S SL 83 B SI 91 C SI 92 2-3 ③ K				B SI 87 C SI 87 H SL 80 2-1 30 L7 HBP	C SI 90 X SI 89 0-1 1-3 1B		3	0	1	0	0	1	2
19 Andrelton Simmons, R (1, 6) OBP: 0.295, SLG: 0.368		B SI 91 B SI 90 F SI 87 S SL 81 X SL 86 2-2 17 1B 1-3 2B		B CH 86 B SI 89 C FF 92 B FF 90 B FF 86 4-1 17 G3 28 SH1-4 BB			1 SAFE X FF 91 0-0 ① P6	B SI 89 C SL 81 X SI 90 1-1 ③ G5-3		3	1	1	0	1	0	3
28 Paul Maholm, L (1, 1) OBP: 0.152, SLG: 0.156 30 Elliot Johnson, S (6, PH) OBP: 0.222, SLG: 0.254 48 David Carpenter, R (7, 1) 32 Scott Downs, L (7, 1) 43 Luis Avilán, L (8, 1) 46 Craig Kimbrel, R (9, 1) 25 Joey Terdoslavich, S (9, PH) OBP: 0.371, SLG: 0.344		B CH 85 F FF 91 B FF 90 B FF 90 S FF 89 F FF 89 B FF 91 4-2 8 1B 17 1B BB		X FF 84 0-0 ① SH1-4 1-2			B FF 90 1 SAFE X FF 90 1-0 ②③ L7 1-2		F FF 90 S FF 90 C SL 81 0-3 ① K	0 1 0 0 0 0 0	0 0 0 0 0 0 0	0 0 0 0 0 0 0	0 0 0 0 0 0 0	1 0 0 0 0 0 0	0 0 0 0 0 0 0	0 1 0 0 0 0 0
Inning Stats	R: 0 E: 0 K: 1 S: 8 H: 0 LOB: 1 BB: 1 P: 14	R: 2 E: 0 K: 2 S: 20 H: 4 LOB: 3 BB: 1 P: 34	R: 0 E: 0 K: 1 S: 10 H: 0 LOB: 1 BB: 1 P: 19	R: 0 E: 0 K: 1 S: 7 H: 0 LOB: 1 BB: 1 P: 16	R: 0 E: 0 K: 1 S: 7 H: 1 LOB: 1 BB: 0 P: 9		R: 0 E: 0 K: 0 S: 3 H: 0 LOB: 0 BB: 0 P: 6	R: 0 E: 0 K: 1 S: 9 H: 1 LOB: 0 BB: 0 P: 14	R: 0 E: 0 K: 1 S: 14 H: 2 LOB: 2 BB: 0 P: 19	R: 1 E: 0 K: 1 S: 11 H: 2 LOB: 2 BB: 1 P: 22	1B: 9 2B: 1 3B: 0 HR: 0	SF: 0 SAC: 1 DP: 0 HBP: 1	WP: 0 PB: 0 SB: 2 CS: 1	PA: 40						

livebaseballscorecards.com

AB	33
R	3
H	10
RBI	3
BB	5
SO	9
LOB	19

PITCHER		IP	WLS	BF	H	R	ER	SO	BB	IBB	HBP	BLK	WP	HR	S	P	ERA	WHIP
63 Justin Masterson, R ERA: 3.49	(1, 1)	6.0		27	5	2	2	6	4	0	1	0	0	0	55	98	3.00	1.500
27 Bryan Shaw, R ERA: 3.84	(7, 1)	1.1		4	1	0	0	2	0	0	0	0	0	0	15	23	0.00	0.750
53 Rich Hill, L ERA: 6.03	(8, 1)	0.1		1	0	0	0	0	0	0	0	0	0	0	2	2	0.00	0.000
38 Joe Smith, R ERA: 2.61	(8, 1)	1.0	L	8	4	1	1	1	0	1	0	0	0	0	17	30	9.00	4.000

PITCHER		IP	WLS	BF	H	R	ER	SO	BB	IBB	HBP	BLK	WP	HR	S	P	ERA	WHIP

Batter	1	2	3	4	5	6	7	8	9	AB	R	H	RBI	BB	SO	LOB
24 Michael Bourn, L (1, 8) OBP: 0.320, SLG: 0.354	B FF 88 F SI 89 C CU 76 S CH 82 1-3 ① K		S CH 81 B CH 88 S CU 76 B CU 78 X CH 82 2-2 ① 33 S 1B			S FF 89 C CU 75 B CH 81 X CU 75 1-2 ① G3		B FF 95 B FF 96 B FF 95 C FF 94 S FF 94 X FF 95 3-2 ① F7		4	0	1	0	0	1	0
33 Nick Swisher, S (1, 9) OBP: 0.339, SLG: 0.400	C SI 90 F FF 89 B SI 90 X CH 82 1-2 ② G3		1 SAFE 1 SAFE S FF 90 1 SAFE B SI 90 D CU 77 B SI 91 F FF 90 S CH 84 3-3 ③ K 1-2			B FF 90 S CU 77 B FF 90 F FF 90 B SI 90 C FF 90 3-3 ② K		C SL 86 S SL 86 B FF 95 F SL 85 S FF 96 1-3 ② K		4	0	0	0	0	3	1
22 Jason Kipnis, L (1, 4) OBP: 0.368, SLG: 0.467	C SI 89 F CU 75 B FF 89 X CH 82 1-2 1B			B CH 88 C FF 90 B SI 89 F FF 89 X SI 91 2-2 ① L9		C SI 89 X SI 90 0-1 ③ P6		B FF 95 F SL 84 B FF 96 B FF 96 B FF 95 4-1 41 S BB		3	0	1	0	1	0	0
41 Carlos Santana, S (1, 3) OBP: 0.373, SLG: 0.450	X SI 88 0-0 ③ G1-3			C CH 89 C CU 76 B CU 77 S CH 83 1-3 ② K			C CH 80 B FF 90 B CU 75 S CH 82 X SI 90 2-2 10 1B 1B	B SL 84 F FF 96 C FF 96 B SL 87 X SL 85 2-2 ③ G6-3 1-2		4	0	1	0	0	1	2
23 Michael Brantley, L (1, 7) OBP: 0.326, SLG: 0.380		B CH 88 X CH 88 1-0 ① 1B		F FF 90 B CU 76 B CU 75 S CH 84 X FF 91 2-2 ③ F8			B CH 88 C SI 89 1 SAFE F CH 88 X FF 88 1-2 ① F7		B FF 97 B FF 98 C FF 96 B FF 98 C FF 97 X FF 98 3-2 ① G5-3	4	0	1	0	0	0	1
10 Yan Gomes, R (1, 2) OBP: 0.338, SLG: 0.478		B CH 88 X CH 89 1-0 ② F8			C CU 74 X CH 81 0-1 ① P3		D CU 75 B FF 89 B SI 90 C SI 88 S SI 89 1 SAFE X SI 90 3-2 1-2 1B		B KC 85 C KC 86 C KC 86 F FF 98 X KC 86 1-2 ② G5-3	4	0	1	0	0	0	0
13 Asdrúbal Cabrera, S (1, 6) OBP: 0.295, SLG: 0.389		B CH 88 C CU 76 B SI 89 X CH 82 2-1 ③ F9			F CH 82 F CU 74 F CH 83 B FF 90 X CU 76 1-2 1B		C SI 90 F SI 89 X SI 91 0-2 ② F8		F FF 98 S FF 97 X FF 98 0-2 ③ G3-1	4	0	1	0	0	0	2
4 Mike Aviles, R (1, 5) OBP: 0.287, SLG: 0.382			B FF 88 B CU 76 X SI 89 2-0 ① G5-3		S SI 88 1 SAFE X CH 82 0-1 ② F8		B FF 89 X FF 89 1-0 ③ L9			3	0	0	0	0	0	3
30 Ubaldo Jiménez, R (1, 1) 8 Lonnie Chisenhall, L (8, PH) OBP: 0.264, SLG: 0.370 53 Rich Hill, L (8, 1) 37 Cody Allen, R (8, 1)			C SI 89 S CH 89 C CU 76 0-3 ② K		C SI 89 C CU 74 S CU 75 0-3 ③ K			S FF 95 F FF 95 F SL 86 B FF 96 X SL 86 1-2 HR		2 1 0 0	0 1 0 0	0 1 0 0	0 1 0 0	2 0 0 0	0 0 0 0	1 0 0 0
Inning Stats	R: 0 H: 1 E: 0 LOB: 1 K: 1 BB: 0 S: 10 P: 13	R: 0 H: 1 E: 0 LOB: 0 K: 0 BB: 0 S: 4 P: 8	R: 0 H: 1 E: 0 LOB: 1 K: 2 BB: 0 S: 10 P: 17	R: 0 H: 0 E: 0 LOB: 0 K: 1 BB: 0 S: 9 P: 14	R: 0 H: 1 E: 0 LOB: 1 K: 1 BB: 0 S: 11 P: 12	R: 0 H: 0 E: 0 LOB: 0 K: 1 BB: 0 S: 8 P: 12	R: 0 H: 2 E: 0 LOB: 2 K: 0 BB: 0 S: 13 P: 20	R: 1 H: 1 E: 0 LOB: 1 K: 1 BB: 1 S: 15 P: 26	R: 0 H: 0 E: 0 LOB: 0 K: 0 BB: 0 S: 10 P: 14	1B: 6 2B: 0 3B: 0 HR: 1	SF: 0 SAC: 0 DP: 0 HBP: 0					

PITCHER	IP	WLS	BF	H	R	ER	SO	BB	IBB	HBP	BLK	WP	HR	S	P	ERA	WHIP
54 Kris Medlen, R (1, 1) ERA: 3.58	7.0	W	26	6	0	0	6	0	0	0	0	0	0	65	96	0.00	0.857
48 David Carpenter, R (8, 1) ERA: 2.09	1.0	H	5	1	1	1	1	1	0	0	0	0	1	15	26	9.00	2.000
46 Craig Kimbrel, R (9, 1) ERA: 0.97	1.0	S	3	0	0	0	0	0	0	0	0	0	0	10	14	0.00	0.000

PITCHER	IP	WLS	BF	H	R	ER	SO	BB	IBB	HBP	BLK	WP	HR	S	P	ERA	WHIP

Cleveland Indians @ Atlanta Braves

Turner Field, Atlanta, GA

Thu Aug 29 2013, 7:13 PM - 9:53 PM EDT

Att. 22,081 - Partly Cloudy - 88 F

TOP

livebaseballscorecards.com

AB	33
R	1
H	7
RBI	1
BB	1
SO	7
LOB	10

WP: 0 PA: 34
PB: 0
SB: 2
CS: 0

Cleveland Indians @ Atlanta Braves

Turner Field, Atlanta, GA

Thu Aug 29 2013, 7:13 PM - 9:53 PM EDT

Att. 22,081 - Partly Cloudy - 88 F

livebaseballscorecards.com

BOTTOM

Batter	1	2	3	4	5	6	7	8	9	AB	R	H	RBI	BB	SO	LOB
17 Jordan Schafer, L (1, 9) OBP: 0.350, SLG: 0.394	C FF 91 B FF 93 S FF 92 S FS 85 1-3 ① K		L SL 83 F FF 93 F FF 94 D SL 86 D SL 85 S FF 94 2-3 ② K		S FS 82 C FF 88 B FF 92 B FF 93 B SL 82 S FS 85 3-3 ② K		B CU 76 B FS 81 C SL 81 S FF 90 B SL 82 C SL 81 3-3 ③ K			4	0	0	0	0	4	2
8 Justin Upton, R (1, 7) OBP: 0.358, SLG: 0.477 5 Freddie Freeman, L (5, PR) OBP: 0.385, SLG: 0.471 (6, 3)	B FF 96 C SL 84 F FS 86 F FF 95 B FF 96 B SL 81 X SL 85 3-2 1B		S FF 93 X SI 94 0-1 16 HR 1-3 1B		C SL 83 H FF 92 1-1 HBP			X SL 81 0-0 ① F7		2 1	1 0	2 0	0 0	0 0	0 0	0 0
16 Brian McCann, L (1, 2) OBP: 0.348, SLG: 0.507	C SL 85 B FF 94 X FS 86 1-1 ② F7		C CU 78 D FS 86 X SL 84 1-1 1-H 3-H HR		C SI 91 B FF 90 X FS 83 1-1 ③ G3			B FF 90 C CU 74 X FF 92 1-1 1B		4	1	2	3	0	0	2
23 Chris Johnson, R (1, 5) OBP: 0.363, SLG: 0.465 4 Paul Janish, R (9, 5) OBP: 0.206, SLG: 0.167	B FF 95 1 SAFE S SL 84 X SI 94 1-1 ③ L9		C FF 94 F FF 92 F FS 82 X FF 93 0-2 2B			C SI 91 C CU 76 X FS 84 0-2 ① G6-3		S FF 96 C KC 84 F FF 95 B KC 84 B FF 95 B KC 84 F FF 96 X FF 95 3-2 ② F8		4 0	0 0	1 0	0 0	0 0	0 0	2 0
25 Joey Terdoslavich, S (1, 3) OBP: 0.356, SLG: 0.328 (6, 7) 30 Elliot Johnson, S (8, 7) OBP: 0.221, SLG: 0.253		C SI 92 B FS 84 C SL 84 S SI 95 1-3 ① K	C SL 84 S FS 84 B FF 92 X FS 84 1-2 ③ G6-3			F FS 84 S FS 84 S FS 83 0-3 ② K		F FF 95 C FF 96 S KC 86 0-3 ③ K2-3		3 1	0 0	0 0	0 0	0 0	2 1	1 1
26 Dan Uggla, R (1, 4) OBP: 0.306, SLG: 0.386		B SI 94 S SL 83 C FF 95 C SL 80 1-3 ② K		X SL 81 0-0 ① F7		C CU 79 S SI 92 S FF 94 0-3 ③ K				3	0	0	0	0	2	0
2 B.J. Upton, R (1, 8) OBP: 0.266, SLG: 0.292		F FF 94 B FF 93 B FS 84 S SI 94 S FF 96 2-3 ③ K		C FF 90 X SI 91 0-1 19 G5-4-3 1B			S SL 82 B SI 92 B FS 83 X SI 91 2-1 ① G5-3			3	0	1	0	0	1	0
19 Andrelton Simmons, R (1, 6) OBP: 0.297, SLG: 0.373			B SL 82 X SL 81 1-0 54 FC2-5 2B	1 SAFE B FF 92 1 SAFE B FF 92 X SL 80 2-0 ② ③ G5-4-3 1-2f			C SI 89 F FS 84 F SL 82 F FF 89 B FF 93 X SI 92 1-2 2B			3	0	2	0	0	0	1
54 Kris Medlen, S (1, 1) OBP: 0.245, SLG: 0.311 11 Gerald Laird, R (7, PH) OBP: 0.377, SLG: 0.396 48 David Carpenter, R (8, 1) 46 Craig Kimbrel, R (9, 1)			L FF 92 X FS 84 0-1 ① FC2-5 8 1B 16 HR 2-3		B FF 90 C FF 90 S SI 90 S CU 76 1-3 ① K		B SL 83 D SL 82 B FF 90 C FF 90 X SI 91 3-1 ② F8			2 1 0 0	1 0 0 0	0 0 0 0	0 0 0 0	1 0 0 0	1 0 0 0	1 1 0 0
Inning Stats	R: 0 E: 0 K: 1 S: 11 H: 1 LOB: 1 BB: 0 P: 17	R: 0 E: 0 K: 3 S: 9 H: 0 LOB: 0 BB: 0 P: 13	R: 3 E: 0 K: 1 S: 18 H: 4 LOB: 1 BB: 0 P: 23	R: 0 E: 0 K: 0 S: 4 H: 1 LOB: 0 BB: 0 P: 6	R: 0 E: 0 K: 2 S: 9 H: 0 LOB: 1 BB: 0 P: 15	R: 0 E: 0 K: 2 S: 9 H: 0 LOB: 0 BB: 0 P: 9	R: 0 E: 0 K: 1 S: 12 H: 1 LOB: 1 BB: 0 P: 21	R: 0 E: 0 K: 1 S: 11 H: 1 LOB: 1 BB: 0 P: 15		1B: 4 2B: 3 3B: 0 HR: 1 SF: 0 SAC: 0 DP: 1 HBP: 1					WP: 0 PB: 0 SB: 0 CS: 0	PA: 32

	AB	31
	R	3
	H	8
	RBI	3
	BB	0
	SO	11
	LOB	11

PITCHER		IP	WLS	BF	H	R	ER	SO	BB	IBB	HBP	BLK	WP	HR	S	P	ERA	WHIP
30 Ubaldo Jiménez, R ERA: 3.95	(1, 1)	7.0	L	28	7	3	3	10	0	0	1	0	0	1	72	104	3.86	1.000
53 Rich Hill, L ERA: 5.97	(8, 1)	0.1		2	1	0	0	0	0	0	0	0	0	0	3	4	0.00	3.000
37 Cody Allen, R ERA: 2.17	(8, 1)	0.2		2	0	0	0	1	0	0	0	0	0	0	8	11	0.00	0.000

PITCHER	IP	WLS	BF	H	R	ER	SO	BB	IBB	HBP	BLK	WP	HR	S	P	ERA	WHIP

Cleveland Indians @ Detroit Tigers

Comerica Park, Detroit, MI

Fri Aug 30 2013, 7:10 PM - 10:05 PM EDT

Att. 37,067 - Clear - 87 F

TOP

livebaseballscorecards.com

Batter	1	2	3	4	5	6	7	8	9	AB	R	H	RBI	BB	SO	LOB
24 Michael Bourn, L (1, 8) OBP: 0.319, SLG: 0.353	F FF 90 B FF 93 C CU 75 F CH 84 F FF 94 B SI 93 S CU 77 2-3 ① K		C FF 91 X CH 80 0-1 ② G4-3			B CU 73 B CH 80 B FF 89 C FF 88 X SI 89 3-1 ① G3	X FC 88 0-0 33 2B 1B			4	0	1	0	0	1	0
33 Nick Swisher, S (1, 3) OBP: 0.340, SLG: 0.406	F FF 92 F FF 93 F FF 94 S CU 78 0-3 ② K		F SI 90 B SL 87 B CH 82 S CH 83 X FF 93 2-2 ③ G3-1			C FF 90 B SL 87 F FF 92 F SL 83 X CU 76 1-2 23 BB 13 BB 2B	B FF 99 F FF 98 F FF 100 X FF 100 1-2 1-3 2B			4	1	2	0	0	1	0
22 Jason Kipnis, L (1, 4) OBP: 0.367, SLG: 0.464	C FF 92 B SL 87 S CU 78 X FF 94 1-2 ③ F8			B FF 87 F CH 79 C SL 84 F SI 91 B CU 76 C FF 93 2-3 ① K		B FF 92 D SI 88 C SI 89 C SL 84 B SI 91 F FF 92 B SL 84 4-2 13 BB 23 BB BB	X FF 101 0-0 ③ G4-3			3	0	0	0	1	1	2
41 Carlos Santana, S (1, 10) OBP: 0.372, SLG: 0.451		B FF 91 B CH 83 C SI 90 X CH 83 2-1 23 1B 13 G6-4-3 2B		S CH 83 F FF 93 B SL 85 F CU 77 F FF 92 X SI 92 1-2 ② F9		B SI 91 C SI 88 B SI 89 F FF 92 X SL 86 2-2 ② L8				3	1	1	0	0	0	2
23 Michael Brantley, L (1, 7) OBP: 0.328, SLG: 0.380		B FF 91 X CU 76 1-0 13 G6-4-3 2-3 1B		F FF 92 B CU 78 B FF 90 B FF 92 F SI 91 X SI 92 3-2 ③ F7		B SI 92 B FF 92 B CH 83 C FF 91 B SI 91 4-1 10 FC5 13 BB 1-2 2-3 BB				2	0	1	0	1	0	0
13 Asdrúbal Cabrera, S (1, 6) OBP: 0.296, SLG: 0.387		S SI 90 B SI 92 X CU 77 1-1 ① ② G6-4-3 1-2f 3-H			C FF 89 X FF 90 0-1 E4 10 G5-4-3	B SL 87 C SL 86 B SL 89 F SL 87 B SL 88 F SL 87 B SL 86 4-2 10 FC5 1-2 2-3 3-H BB				2	0	0	1	1	0	1
10 Yan Gomes, R (1, 2) OBP: 0.338, SLG: 0.481		C FF 91 B CU 78 B SL 85 F FF 91 X SI 92 2-2 2B			F FF 91 X SI 90 0-1 ① ② G5-4-3 1-2f	B SI 94 B SL 88 C SL 87 S SL 86 X SL 87 2-2 ③ FC5 1-2 2-3f				3	0	1	0	0	0	4
8 Lonnie Chisenhall, L (1, 5) 4 Mike Aviles, R (7, PH) OBP: 0.286, SLG: 0.381 (7, 5)		B SI 91 F FF 92 F FF 93 F FF 93 F CU 76 X FF 93 1-2 ③ P6			S FF 91 C FF 91 F CU 79 X FF 92 0-2 2B		C SI 90 B KC 78 B FC 86 X SI 92 2-1 ① G6-3			2 1	0 0	1 0	0 0	0 0	0 0	1 0
11 Drew Stubbs, R (1, 9) OBP: 0.308, SLG: 0.370			F FF 90 X SI 89 0-1 ① G4-3		B SI 91 B SI 90 X FF 92 2-0 ③ G4-3		B FC 88 F SI 92 C SI 93 B KC 82 X SI 92 2-2 ② G5-3			3	0	0	0	0	0	1
Inning Stats	R: 0 E: 0 K: 2 S: 12 H: 0 LOB: 0 BB: 0 P: 15	R: 1 E: 0 K: 0 S: 13 H: 3 LOB: 1 BB: 0 P: 20	R: 0 E: 0 K: 0 S: 7 H: 0 LOB: 0 BB: 0 P: 9	R: 0 E: 0 K: 1 S: 12 H: 0 LOB: 0 BB: 0 P: 18	R: 0 E: 1 K: 0 S: 9 H: 1 LOB: 1 BB: 0 P: 11	R: 1 E: 0 K: 0 S: 19 H: 1 LOB: 3 BB: 3 P: 39	R: 0 E: 0 K: 0 S: 10 H: 2 LOB: 2 BB: 0 P: 15			1B: 2 2B: 5 3B: 0 HR: 0 SF: 0 SAC: 0 DP: 2 HBP: 0				WP: 0 PB: 0 SB: 0 CS: 0 PA: 30		

	AB	27
	R	2
	H	7
	RBI	1
	BB	3
	SO	3
	LOB	11

PITCHER		IP	WLS	BF	H	R	ER	SO	BB	IBB	HBP	BLK	WP	HR	S	P	ERA	WHIP
21 Rick Porcello, R ERA: 4.44	(1, 1)	5.2	W	23	5	2	2	3	2	0	0	0	0	0	66	100	3.18	1.235
62 Al Alburquerque, R ERA: 4.85	(6, 1)	0.1	H	2	0	0	0	0	1	0	0	0	0	0	6	12	0.00	3.000
33 Drew Smyly, L ERA: 2.23	(7, 1)	0.2	H	3	1	0	0	0	0	0	0	0	0	0	6	10	0.00	1.500
43 Bruce Rondón, R ERA: 3.81	(7, 1)	0.1	S	2	1	0	0	0	0	0	0	0	0	0	4	5	0.00	3.000

PITCHER	IP	WLS	BF	H	R	ER	SO	BB	IBB	HBP	BLK	WP	HR	S	P	ERA	WHIP

Cleveland Indians @ Detroit Tigers

Comerica Park, Detroit, MI

Fri Aug 30 2013, 7:10 PM - 10:05 PM EDT

Att. 37,067 - Clear - 87 F

BOTTOM

livebaseballscorecards.com

Batter	1	2	3	4	5	6	7	8	9	AB	R	H	RBI	BB	SO	LOB
14 Austin Jackson, R (1, 8) OBP: 0.339, SLG: 0.410	B FF 91 X FF 89 1-0 G6-3 ①		X FF 89 0-0 28 BB 12 1B 41 2B 2-H 1B	B CU 78 B FF 92 F FF 89 B CH 80 C CH 91 T FF 92 3-2 K ②		B FF 95 X SI 93 1-0 FC2-6 48 G5-4-3 ① 1-2f				4	1	1	1	0	1	1
48 Torii Hunter, R (1, 9) OBP: 0.342, SLG: 0.478	C FF 91 B FF 91 C CH 81 F CH 82 X FF 89 1-2 P3 ②		1 SAFE F FF 92 1 SAFE X CH 81 0-1 P4 ①	C CH 81 S FF 93 X CH 83 0-2 28 HBP 12 BB 1B		1 SAFE C FF 96 X CH 88 0-1 G5-4-3 ②③ 1-2f				4	0	1	0	0	0	2
24 Miguel Cabrera, R (1, 5) OBP: 0.449, SLG: 0.681 12 Andy Dirks, L (3, 7) OBP: 0.323, SLG: 0.362	B FF 93 F FF 90 C CH 82 S CH 82 1-3 K ③		C FF 90 1 SAFE X CH 79 0-1 28 BB 41 2B 1-2 1B	F FF 88 B SI 93 B FF 89 B SI 89 B SI 91 4-1 28 HBP 1-2 BB			L FF 91 B SL 78 B SL 83 X FF 90 2-1 28 F9 13 WP 2B			1 2	0 2	0 2	0 0	0 1	1 0	0 0
28 Prince Fielder, L (1, 3) OBP: 0.356, SLG: 0.441		B FF 90 B CH 80 B FF 90 C SI 88 D CH 81 4-1 41 2B 32 SF8 BB	D CH 81 B SI 91 B CH 82 F FF 92 B FF 92 4-1 41 2B 13 FC5 1-2 2-3 BB	F SI 91 H SL 80 1-1 1-2 2-3 HBP			B CU 76 C FF 91 B CU 73 X CU 74 2-1 F9 ① 2-3			1	2	0	0	2	0	1
41 Victor Martinez, S (1, 10) OBP: 0.352, SLG: 0.422		B CH 89 C CH 89 X CH 88 1-1 1-3 2B	B CH 82 B FF 91 X FF 92 2-0 13 FC5 1-3 2-H 3-H 2B	B SI 91 C SI 92 S SL 82 X SI 92 1-2 G4-3 ③			I IN 83 I IN 85 I IN 86 I IN 86 4-0 13 WP 4 1B IBB			3	1	2	2	1	0	3
32 Don Kelly, L (1, 7) OBP: 0.332, SLG: 0.367 (3, 5)		F SI 92 F SI 92 X FF 93 0-2 SF8 ① 3-H	I IN 53 I IN 54 I IN 52 I IN 52 4-0 13 FC5 IBB	B SI 90 C SL 79 B SI 92 S SL 81 S SL 82 2-3 K ①			C CU 74 S CU 74 S CU 74 0-3 K ②			2	0	0	1	1	2	2
13 Alex Avila, L (1, 2) OBP: 0.288, SLG: 0.338		B FF 92 B CU 78 F FF 91 F FF 90 S FF 92 2-3 K ②	B FF 91 C FF 90 X FF 91 1-1 FC5 ② 1-2 2-3f 3-H	B SI 92 B SI 92 B SI 92 C SI 91 F SI 92 S SL 81 3-3 K ②			F CU 73 1 SAFE B CU 73 F SL 79 B FF 92 F CU 73 D CU 75 F CU 73 B CU 74 4-2 4 1B 1-2 3-H BB			3	0	0	1	1	2	3
4 Omar Infante, R (1, 4) OBP: 0.343, SLG: 0.437		B FF 92 B SL 83 B SI 91 C FF 92 X FF 91 3-1 F9 ③	F SL 86 B CU 81 B FF 88 X SI 93 2-1 G4-3 ③	C FF 96 B SL 84 X SI 94 1-1 F7 ③			X SI 91 0-0 1-3 2-H 1B ③			4	0	1	1	0	0	3
1 Jose Iglesias, R (1, 6) OBP: 0.363, SLG: 0.394			F FF 90 F FF 91 X FF 94 0-2 14 1B 2B	C CH 90 B CU 80 X CH 88 1-1 P5 ①		C FF 95 X CU 79 0-1 14 FC2-6 1B				3	1	2	0	0	0	0
Inning Stats	R: 0 E: 0 K: 1 S: 8 H: 0 LOB: 0 BB: 0 P: 11	R: 1 E: 0 K: 1 S: 11 H: 1 LOB: 1 BB: 1 P: 21	R: 4 E: 0 K: 0 S: 14 H: 4 LOB: 2 BB: 2 P: 27	R: 0 E: 0 K: 1 S: 13 H: 1 LOB: 3 BB: 1 P: 23	R: 0 E: 0 K: 2 S: 8 H: 0 LOB: 0 BB: 0 P: 14	R: 0 E: 0 K: 0 S: 5 H: 1 LOB: 0 BB: 0 P: 6	R: 2 E: 0 K: 1 S: 12 H: 2 LOB: 2 BB: 2 P: 24			1B: 5 2B: 4 3B: 0 HR: 0 SF: 1 SAC: 0 DP: 1 HBP: 1				WP: 1 PB: 0 SB: 0 CS: 0 PA: 35		

	AB	27
	R	7
	H	9
	RBI	6
	BB	6
	SO	6
	LOB	15

PITCHER		IP	WLS	BF	H	R	ER	SO	BB	IBB	HBP	BLK	WP	HR	S	P	ERA	WHIP
34 Zach McAllister, R ERA: 3.81	(1, 1)	3.2	L	21	6	5	5	3	3	1	0	0	0	0	42	76	12.27	2.455
35 Marc Rzepczynski, L ERA: 3.74	(4, 1)	1.0		4	0	0	0	2	0	0	1	0	0	0	10	17	0.00	0.000
59 Carlos Carrasco, R ERA: 6.85	(5, 1)	1.1		4	1	0	0	0	0	0	0	0	0	0	7	9	0.00	0.750
53 Rich Hill, L ERA: 6.37	(7, 1)	0.2		5	1	2	2	1	1	1	0	0	1	0	11	23	27.00	3.000
32 Matt Albers, R ERA: 3.31	(7, 1)	0.1		1	1	0	0	0	0	0	0	0	0	0	1	1	0.00	3.000

PITCHER		IP	WLS	BF	H	R	ER	SO	BB	IBB	HBP	BLK	WP	HR	S	P	ERA	WHIP

Cleveland Indians @ Detroit Tigers

Comerica Park, Detroit, MI

Sat Aug 31 2013, 7:10 PM - 10:31 PM EDT

Att. 41,272 - Cloudy - 79 F

livebaseballscorecards.com

Batter	1	2	3	4	5	6	7	8	9	AB	R	H	RBI	BB	SO	LOB
24 Michael Bourn, L (1, 8) OBP: 0.320, SLG: 0.353	B FF 91 S FS 86 C SL 87 B SL 86 B FS 88 B FS 87 4-2 22 G4-3 41 1B BB		C FF 94 X CU 80 0-1 ② B1-3		B FF 95 S CH 79 B CH 78 X SL 88 2-1 1-2 3-H 1B		B KC 77 C SI 90 B FC 86 F SI 91 X FC 86 2-2 ③ G1-3		C SI 95 X SI 95 0-1 ③ F7	4	1	1	1	1	0	0
33 Nick Swisher, S (1, 9) OBP: 0.338, SLG: 0.402	1 SAFE B FF 92 B FF 92 B SI 92 F FF 93 1 SAFE X FF 92 3-1 ① F8		F SL 88 B FF 95 C FF 95 F FS 89 S SL 88 1-3 ③ K		C SI 91 B FF 95 C CU 82 D CH 76 S FF 94 2-3 ③ K			B FS 84 S FS 84 X SI 93 1-1 ① G3		4	0	0	0	0	2	3
22 Jason Kipnis, L (1, 4) OBP: 0.366, SLG: 0.464	B FF 92 X FF 92 1-0 ② G4-3 1-2			C CU 78 F SL 87 X FS 86 0-2 ① G1-3		C FS 84 F FS 84 S SI 93 0-3 ① K		C SI 93 S FS 85 B CU 78 X CU 78 1-2 41 IHR 2B		4	1	1	0	0	1	1
41 Carlos Santana, S (1, 3) OBP: 0.373, SLG: 0.458	C FF 95 B FS 83 F FF 95 D SL 88 B SL 86 X FS 87 3-2 23 FC4-6 2-H 1B			B FF 95 S FF 95 B FS 89 C SL 88 B SI 96 X FF 95 3-2 ② P4		B FF 94 C CU 79 C FF 94 B CH 77 F SI 94 X SL 87 2-2 ② G3		S FS 87 B SI 94 B SI 95 X FS 86 2-1 2-H IHR		4	1	2	3	0	0	0
23 Michael Brantley, L (1, 7) OBP: 0.327, SLG: 0.383	C FF 94 X FF 94 0-1 ③ FC4-6 1-2f			B FF 95 F SI 95 X FF 96 1-1 ③ L8		B FF 93 C FF 93 C CU 79 B FF 94 X SI 93 2-2 3B		B SI 92 B SI 93 B SI 93 C SI 92 X SI 93 3-1 ② F8		4	0	1	0	0	0	1
13 Asdrúbal Cabrera, S (1, 6) OBP: 0.297, SLG: 0.388		B SL 85 C FF 92 F FF 93 X FS 88 1-2 ① P6			C FF 93 C SL 88 X FF 94 0-2 25 1B 24 1B 1B	B FF 94 C FS 88 X FF 94 1-1 ③ P2		F SI 94 B SI 94 B CU 77 F FS 86 B CU 77 X SI 94 3-2 1B		4	1	2	0	0	0	1
25 Jason Giambi, L (1, 10) OBP: 0.277, SLG: 0.380		B FF 94 F FS 88 B FF 94 S SL 88 F SL 88 F FF 95 B FF 94 X SL 87 3-2 ② P4			C FF 94 B FF 95 B FS 87 X CU 80 2-1 24 1B 1-3 1B		C FS 88 S FF 90 B FF 92 X SL 84 1-2 ① G4-3	S SI 93 B FS 85 B FS 83 F SI 93 X SI 94 2-2 ③ F8		4	0	1	0	0	0	1
8 Lonnie Chisenhall, L (1, 5) OBP: 0.262, SLG: 0.369		X FF 94 0-0 ③ G5-3			F FF 95 B FF 95 X SL 88 1-1 ① P3		X SL 84 0-0 ② F8		C SI 94 S SI 94 S FF 95 0-3 ① K	4	0	0	0	0	1	2
10 Yan Gomes, R (1, 2) OBP: 0.336, SLG: 0.491			C FF 92 S FF 94 T FF 94 0-2 ① K		F FF 96 B SL 89 S FF 96 B FF 96 S FS 89 2-3 ② K		B FF 92 B SL 85 F FF 93 X FS 87 2-1 HR		F FF 94 B SL 88 X FF 96 1-1 ② G1-3	4	1	1	1	0	2	2
Inning Stats	R: 1 E: 0 K: 0 S: 10 H: 1 LOB: 1 BB: 1 P: 21	R: 0 E: 0 K: 0 S: 9 H: 0 LOB: 0 BB: 0 P: 13	R: 0 E: 0 K: 2 S: 9 H: 0 LOB: 0 BB: 0 P: 10	R: 0 E: 0 K: 0 S: 8 H: 0 LOB: 0 BB: 0 P: 12	R: 1 E: 0 K: 2 S: 15 H: 3 LOB: 2 BB: 0 P: 24	R: 0 E: 0 K: 1 S: 12 H: 1 LOB: 1 BB: 0 P: 17	R: 1 E: 0 K: 0 S: 9 H: 1 LOB: 0 BB: 0 P: 14	R: 2 E: 0 K: 0 S: 15 H: 3 LOB: 1 BB: 0 P: 27	R: 0 E: 0 K: 1 S: 7 H: 0 LOB: 0 BB: 0 P: 8	1B: 5 2B: 1 3B: 1 HR: 2 SF: 0 SAC: 0 DP: 0 HBP: 0						

TOP	
AB	36
R	5
H	9
RBI	5
BB	1
SO	6
LOB	11

WP: 0 PA: 37
PB: 0
SB: 0
CS: 0

PITCHER		IP	WLS	BF	H	R	ER	SO	BB	IBB	HBP	BLK	WP	HR	S	P	ERA	WHIP
19 Aníbal Sánchez, R ERA: 2.68	(1, 1)	6.2	W	27	6	3	3	5	1	0	0	0	0	1	69	106	4.05	1.050
33 Drew Smyly, L ERA: 2.22	(7, 1)	0.1	H	1	0	0	0	0	0	0	0	0	0	0	3	5	0.00	0.000
31 Jose Veras, R ERA: 2.98	(8, 1)	1.0	H	6	3	2	2	0	0	0	0	0	0	0	15	27	18.00	3.000
53 Joaquín Benoit, R ERA: 1.48	(9, 1)	1.0		3	0	0	0	1	0	0	0	0	0	0	7	8	0.00	0.000

PITCHER	IP	WLS	BF	H	R	ER	SO	BB	IBB	HBP	BLK	WP	HR	S	P	ERA	WHIP

Batter	1	2	3	4	5	6	7	8	9	AB	R	H	RBI	BB	SO	LOB
14 Austin Jackson, R (1, 8) OBP: 0.344, SLG: 0.417	B SI 91 B SI 90 C SI 91 B SI 91 B SI 92 4-1 48 FC5-4 1 1B BB	B SI 94 1 SAFE S CH 82 B SI 89 1 SAFE X SI 93 2-1 48 1B 1-2 1B		C SL 87 S CH 78 F SI 93 F CH 77 F CU 79 B SL 88 F SI 94 F CH 81 B CH 79 2-3 F SI 94 S CH 80 K ③		C FC 92 F SL 80 F FC 92 F SL 84 H CH 84 1-2 1 BB HBP		X FF 94 0-0 1 SH 1-H 3-H 3B		3	1	2	2	1	1	0
1 Jose Iglesias, R (1, 6) OBP: 0.368, SLG: 0.397	C SI 91 B SL 88 X SI 92 1-1 48 FC5-4 1-2 1B	C SI 93 F SL 83 B SI 95 C SI 95 1-3 K ②			B CU 73 C SI 88 X CH 78 1-1 48 G4-6-3 1B	B FC 92 B SL 79 B FC 93 C FC 92 S FC 91 B FC 92 4-2 1-2 2-3 BB		P PO 90 S KC 86 X FF 94 1-1 SH 28 2B 3-H		3	1	2	1	1	1	2
48 Torii Hunter, R (1, 9) OBP: 0.341, SLG: 0.476	B SI 93 X CH 80 1-0 ① FC5-4 28 L6-3 1-2f 2-3	B SI 96 B SI 92 S CH 82 C SI 95 F SI 96 X SI 96 2-2 1-2 2-H 1B			B SI 92 1 SAFE S SL 80 F SI 91 1 SAFE F SL 80 X SI 94 1-2 ① ② G4-6-3 1-2f	B FC 93 F FC 92 B FC 91 X FC 93 2-1 ③ G5-3		C FF 94 F FF 94 B FF 94 S KC 85 1-3 ② K		5	0	1	1	0	1	8
28 Prince Fielder, L (1, 3) OBP: 0.356, SLG: 0.442	F SI 95 1 SAFE B SI 94 D SL 84 C SL 84 B SI 95 1 SAFE F SL 84 X SL 84 3-2 ② ③ L6-3 1-1	C SL 85 B SI 96 S SL 85 X SI 95 1-2 ③ G6-3			F SI 94 X SL 88 0-1 ③ G6-3		C FF 90 C FF 90 X FF 90 0-2 41 G4-6-3 1B	1 SAFE B SL 82 C SI 91 X SI 91 1-1 12 1B 1-H 2B		5	0	2	1	0	0	4
41 Victor Martinez, S (1, 10) OBP: 0.353, SLG: 0.421		C SI 92 C SL 84 B SL 81 X CH 80 1-2 18 BB 4 HR 1B C SI 89 X SI 90 0-1 ① L9				X FC 93 0-0 ① G4-3 B CU 74 C FF 90 B CU 77 C CU 73 X FF 89 2-2 ① ② G4-6-3 1-2f I IN 85 I IN 86 I IN 85 I IN 82 4-0 12 1B IBB				4	1	1	0	1	0	1
18 Matt Tuiasosopo, R (1, 7) OBP: 0.385, SLG: 0.472 12 Andy Dirks, L (6, PH) OBP: 0.325, SLG: 0.363 (7, 7)		B SI 90 C CH 79 B SI 94 F SI 94 B SL 82 B CH 81 4-2 4 HR 1-2 BB F SI 91 F SL 88 F SI 94 F CU 77 B SL 80 S CH 80 1-3 ② K				B FC 93 B FC 93 B FC 93 F FC 92 B FC 92 4-1 4 HR BB B CU 73 B FF 90 F FF 89 S CU 73 B CU 74 C FF 90 3-3 ③ K		S SL 81 F SL 82 X SL 83 0-2 4 FC6-4 1-2 2-3 1B		1 2	1 1	0 1	0 1	1 1	1 0	0 0
4 Omar Infante, R (1, 4) OBP: 0.344, SLG: 0.453		C SI 94 F SI 94 X SL 83 0-2 1-H 2-H HR B SL 87 C SI 92 S CH 80 X SI 93 1-2 ③ G4-3				B FC 93 F FC 93 X FC 92 1-1 1-H HR		B SI 92 C SI 92 X SI 92 G6-3 B SI 92 X SI 92 1-0 ③ FC6-4 1-2f		5	2	2	5	0	0	3
55 Brayan Peña, S (1, 2) OBP: 0.332, SLG: 0.418 26 Hernán Pérez, R (8, PR) OBP: 0.237, SLG: 0.250 13 Alex Avila, L (9, 2) OBP: 0.288, SLG: 0.338		C SI 94 C SI 94 F SI 96 T CH 84 0-2 ① K		B CH 76 X SI 91 1-0 ① G6-3		C FC 92 F FF 90 B SL 80 X FC 93 2-1 1 BB 2B		F SI 92 B CH 83 B SI 92 X SI 93 2-1 39 1B 14 3B 1B		4 0 0	0 1 0	2 0 0	0 0 0	0 0 0	1 0 0	0 0 0
39 Ramon Santiago, S (1, 5) OBP: 0.298, SLG: 0.305		B SI 91 C CH 82 B SI 94 F SI 94 B CH 81 F CH 82 X SI 94 3-2 14 1B 48 1B 1B		C SI 90 F SL 86 F CH 80 X CH 80 0-2 ② G6-3		F FC 92 B CH 83 C FC 93 B CH 84 F FC 92 B SL 79 X FC 92 3-2 ② F9		B SI 93 1 SAFE X SI 93 1-0 14 3B 1-3 1B		4	2	2	0	0	0	1
Inning Stats	R: 0 E: 0 K: 0 S: 8 H: 1 LOB: 1 BB: 1 P: 17	R: 4 E: 0 K: 2 S: 28 H: 5 LOB: 2 BB: 1 P: 42	R: 0 E: 0 K: 1 S: 10 H: 0 LOB: 0 BB: 0 P: 12	R: 0 E: 0 K: 1 S: 14 H: 0 LOB: 0 BB: 0 P: 17	R: 0 E: 0 K: 0 S: 8 H: 1 LOB: 0 BB: 0 P: 10	R: 2 E: 0 K: 0 S: 18 H: 2 LOB: 3 BB: 2 P: 35	R: 0 E: 0 K: 1 S: 9 H: 1 LOB: 0 BB: 0 P: 14	R: 4 E: 0 K: 1 S: 18 H: 5 LOB: 3 BB: 1 P: 30		1B: 10 2B: 3 3B: 1 HR: 2 SF: 0 SAC: 1 DP: 3 HBP: 1				WP: 0 PB: 0 SB: 0 CS: 0 PA: 43		

BOTTOM

Cleveland Indians @ Detroit Tigers

Comerica Park, Detroit, MI

Sat Aug 31 2013, 7:10 PM - 10:31 PM EDT

Att. 41,272 - Cloudy - 79 F

livebaseballscorecards.com

AB	36
R	10
H	15
RBI	10
BB	5
SO	6
LOB	19

PITCHER		IP	WLS	BF	H	R	ER	SO	BB	IBB	HBP	BLK	WP	HR	S	P	ERA	WHIP
26 Scott Kazmir, L ERA: 4.36	(1, 1)	5.0	L	22	7	4	4	4	2	0	0	0	0	1	68	98	7.20	1.800
27 Bryan Shaw, R ERA: 4.07	(6, 1)	1.0		8	2	2	2	0	2	0	1	0	0	1	18	35	18.00	4.000
53 Rich Hill, L ERA: 6.19	(7, 1)	1.0		3	1	0	0	1	0	0	0	0	0	0	9	14	0.00	1.000
32 Matt Albers, R ERA: 3.63	(8, 1)	0.1		3	2	2	2	0	0	0	0	0	0	0	5	10	54.00	6.000
37 Cody Allen, R ERA: 2.47	(8, 1)	0.1		3	1	1	1	1	0	0	0	0	0	0	7	8	27.00	3.000

PITCHER		IP	WLS	BF	H	R	ER	SO	BB	IBB	HBP	BLK	WP	HR	S	P	ERA	WHIP
35 Marc Rzepczynski, L ERA: 3.68	(8, 1)	0.1		4	2	1	1	0	0	1	0	0	0	0	6	12	27.00	6.000

Batter	1	2	3	4	5	6	7	8	9	AB	R	H	RBI	BB	SO	LOB
24 Michael Bourn, L (1, 8) OBP: 0.319, SLG: 0.349	C FF 89 C CH 83 B CH 85 B CU 76 F CH 82 F FF 92 B CU 77 F FF 92 F FF 92 4-2 B FF 82 22 S BB		B CH 81 F FF 91 C FF 90 B CU 76 X FF 92 2-2 ① G4-3		C CH 85 1 SAFE B FF 95 F CH 85 S CU 80 1-3 ②③ K 1-2			B CH 90 C FF 100 X FF 100 1-1 ② G4-3	B SI 96 S SL 88 B SI 97 B SL 88 F SI 96 S SL 89 3-3 ③ K	4	0	0	0	1	2	2
33 Nick Swisher, S (1, 3) OBP: 0.339, SLG: 0.402	1 SAFE B FF 92 1 SAFE F FF 91 B FF 91 C CH 83 F FF 91 B FF 93 F FF 94 3-2 ① F FF 94 X FF 93 P2		B FF 90 F FF 90 B CH 85 X FF 91 1-1 22 S 1B			C FF 94 B FF 95 B FF 95 F FF 96 X FF 95 2-2 ① P5		B SL 88 C FF 100 B CH 92 B FF 99 4-1 BB		3	0	1	0	1	0	1
22 Jason Kipnis, L (1, 4) OBP: 0.365, SLG: 0.461	1 SAFE B FF 90 C CH 84 B CH 85 B CH 83 S FF 92 B FF 93 4-2 1-2 BB		B FF 94 F FF 94 B CH 85 F FF 94 B FF 94 F FF 94 S FF 95 3-3 ② K 1-2			B FF 96 F CH 85 X FF 95 1-1 ② L7		B FF 97 C FF 98 X FF 97 1-1 ③ F7		3	0	0	0	1	1	2
41 Carlos Santana, S (1, 2) OBP: 0.372, SLG: 0.455 62 José Ramírez, S (9, PR) 10 Yan Gomes, R (9, 2) OBP: 0.336, SLG: 0.491	S CH 85 B CU 78 F FF 94 B FF 94 F FF 94 X FF 95 2-2 ② L9		C FF 94 X CU 80 0-1 ③ P6			C CU 77 X FF 96 0-1 ③ F8			B CH 81 B CH 82 F FF 94 B SI 94 B SI 94 4-1 13 SH1-4 23 BB 4 HR BB	3 0 0	0 1 0	0 0 0	0 0 0	1 0 0	0 0 0	3 0 0
23 Michael Brantley, L (1, 7) OBP: 0.328, SLG: 0.383	F FF 93 F FF 95 B CU 79 S FF 95 1-3 ③ K			C FF 91 B CU 75 B CU 76 B CH 84 X FF 93 3-1 ① F7			B FF 95 C FF 94 X FF 95 1-1 13 SH1-3 13 S 1B		B FF 92 C SI 91 1 SAFE F CH 83 B FF 94 B FF 94 F FF 93 F FF 94 B CH 84 4-2 1-2 13 SH1-4 4 HR BB	3	1	1	0	1	1	2
13 Asdrúbal Cabrera, S (1, 6) OBP: 0.296, SLG: 0.387		B FF 88 F FF 90 C CU 75 F CH 82 X FF 92 1-2 ① F7		S FF 93 F FF 94 B FF 96 F SL 87 F CU 80 S FF 95 1-3 ② K			S FF 96 X CU 80 0-1 ① SH1-3 1-3		L SI 93 X FF 94 0-1 ① SH1-4 1-2 2-3	2	0	0	0	0	1	0
12 Jason Kubel, L (1, 10) OBP: 0.292, SLG: 0.324 7 Matt Carson, R (9, PR) (9, 10)		C FF 90 C FF 90 B FF 92 F FF 92 X CU 76 1-2 4 FC6-4 1B		B FF 94 S CH 84 S CH 83 S FF 94 1-3 ③ K			B FF 97 B FF 97 S FF 97 S FF 98 S FF 99 2-3 ② K		I IN 47 I IN 51 I IN 61 I IN 60 4-0 4 HR IBB	3 0	0 1	1 0	0 0	1 0	2 0	1 0
4 Mike Aviles, R (1, 5) OBP: 0.285, SLG: 0.389		B SL 84 S SL 84 X SL 85 1-1 ② FC6-4 1-2f			F SL 83 X SL 84 0-1 ① P5		X SL 89 0-0 ③ G6-3		D CH 84 F FF 94 B SI 95 F FF 94 X SL 89 2-2 1-H 2-H 3-H HR	4	1	1	4	0	0	2
11 Drew Stubbs, R (1, 9) OBP: 0.307, SLG: 0.369		C FF 91 1 SAFE 1 SAFE B SL 83 F SL 86 X FF 93 1-2 ③ G3			C FF 94 B SL 83 S SL 85 B SL 87 X SL 86 2-2 24 K 1B			F FF 99 C SL 88 S SL 88 0-3 ① K	C SI 94 F SL 88 C SI 95 0-3 ② K	4	0	1	0	0	2	2
Inning Stats	R: 0 E: 0 K: 1 S: 21 H: 0 LOB: 2 BB: 2 P: 35	R: 0 E: 0 K: 0 S: 13 H: 1 LOB: 1 BB: 0 P: 17	R: 0 E: 0 K: 1 S: 11 H: 1 LOB: 1 BB: 0 P: 17	R: 0 E: 0 K: 2 S: 10 H: 0 LOB: 0 BB: 0 P: 15	R: 0 E: 0 K: 1 S: 8 H: 1 LOB: 0 BB: 0 P: 11	R: 0 E: 0 K: 0 S: 7 H: 0 LOB: 0 BB: 0 P: 10	R: 0 E: 0 K: 1 S: 8 H: 1 LOB: 1 BB: 0 P: 11	R: 0 E: 0 K: 1 S: 8 H: 0 LOB: 1 BB: 1 P: 14	R: 4 E: 0 K: 2 S: 16 H: 1 LOB: 1 BB: 3 P: 33	1B: 4 2B: 0 3B: 0 HR: 1 SF: 0 SAC: 2 DP: 0 HBP: 0						

PITCHER		IP	WLS	BF	H	R	ER	SO	BB	IBB	HBP	BLK	WP	HR	S	P	ERA	WHIP
35 Justin Verlander, R ERA: 3.59	(1, 1)	7.0		26	4	0	0	6	2	0	0	0	0	0	78	116	0.00	0.857
43 Bruce Rondón, R ERA: 3.67	(8, 1)	1.0		4	0	0	0	1	1	0	0	0	0	0	8	14	0.00	1.000
53 Joaquín Benoit, R ERA: 2.13	(9, 1)	0.1	L	5	1	4	4	0	2	1	0	0	0	1	10	24	108.00	9.000
62 Al Alburquerque, R ERA: 4.76	(9, 1)	0.2		2	0	0	0	2	0	0	0	0	0	0	6	9	0.00	0.000

PITCHER	IP	WLS	BF	H	R	ER	SO	BB	IBB	HBP	BLK	WP	HR	S	P	ERA	WHIP

TOP

Cleveland Indians @ Detroit Tigers

Comerica Park, Detroit, MI

Sun Sep 01 2013, 1:13 PM - 4:20 PM EDT

Att. 41,557 - Cloudy - 73 F

livebaseballscorecards.com

AB	29
R	4
H	5
RBI	4
BB	6
SO	9
LOB	15

WP: 0	PA: 37		
PB: 0			
SB: 3			
CS: 0			

Batter	1	2	3	4	5	6	7	8	9	AB	R	H	RBI	BB	SO	LOB
12 Andy Dirks, L (1, 7) (8, 8) OBP: 0.326, SLG: 0.366	C CH 88 X FF 92 0-1 P6		B FF 94 X FF 94 1-0 1 FC5-2 1-3 2B		C SL 87 X CH 87 0-1 1-3 1B		B KC 82 B KC 83 F FF 94 S KC 84 S KC 86 2-3 K		C FF 91 F SL 82 B SL 82 X FF 92 1-2 G4-3 1-2 2-3	5	0	2	0	0	1	4
1 Jose Iglesias, R (1, 6) OBP: 0.367, SLG: 0.395	B FF 93 B FF 93 B FF 93 C FF 92 C FF 95 S FF 95 3-3 K		C SL 87 F FF 96 F FF 97 F FF 96 X CH 87 0-2 FC5-2 2-3 3-H		C SI 96 B FF 97 1 SAFE S FF 96 F FF 96 1 SAFE X SL 87 1-2 P4			B SL 79 X SI 88 1-0 28 CS 1B		4	0	1	0	0	1	4
48 Torii Hunter, R (1, 9) OBP: 0.339, SLG: 0.472	B FF 94 B SL 82 X FF 94 2-0 G6-3		C SL 86 F FF 98 1 SAFE X FF 97 0-2 F9			C SL 84 F SI 96 B FF 98 B SL 88 B SL 87 S FF 97 3-3 K		C SI 89 X SL 79 0-1 F8		4	0	0	0	0	1	3
28 Prince Fielder, L (1, 3) OBP: 0.357, SLG: 0.442		B FF 91 C FF 93 B CH 82 F CH 82 F FF 97 F FF 97 S CH 85 2-3 K		B CH 82 X CH 85 1-0 G2-3		B FF 97 F CH 84 X FF 98 1-1 41 G3-6-1 1B		C SL 80 1 SAFE B SL 79 B SI 90 B SL 80 D SI 88 4-1 1-2 BB		3	0	1	0	1	1	0
41 Victor Martinez, S (1, 10) OBP: 0.352, SLG: 0.419		C FF 94 X SI 95 0-1 1B		B SL 85 C FF 94 X CH 84 1-1 L1-3		B SL 87 B FF 96 X FF 97 2-0 G3-6-1 1-2f		B FF 90 X FF 90 1-0 F9		4	0	1	0	0	0	2
32 Don Kelly, L (1, 8) OBP: 0.329, SLG: 0.363 30 Nick Castellanos, R (7, PH) (8, 7)		B FF 94 X FF 94 1-0 F8		C FF 97 F CH 87 S CH 85 0-3 K			B FF 94 X FF 94 1-0 F9		X FF 93 0-0 G6-3	2 2	0 0	0 0	0 0	0 0	1 0	1 0
4 Omar Infante, R (1, 4) OBP: 0.345, SLG: 0.456		C FF 95 F SL 86 F FF 97 X FF 96 0-2 F8			C SL 85 B SL 88 B SL 86 X FF 97 2-1 G6-3		B FF 96 C FF 92 X SL 83 1-1 39 FC4-6 13 BB 1B		B SI 91 B FF 91 C FF 92 F FF 92 B FF 91 X FF 92 3-2 13 1B 2B	4	0	2	0	0	0	1
13 Alex Avila, L (1, 2) OBP: 0.297, SLG: 0.346			B CH 78 X FF 92 1-0 12 2B 1 FC5-2 1B		C FF 97 X CH 87 0-1 12 1B 1B		D SL 82 F FF 94 1 SAFE B FF 95 B FF 94 C FF 95 1 SAFE B FF 95 4-2 39 FC4-6 1-2 BB		C FF 92 B FF 92 B SL 80 F FF 93 D SL 82 X FF 93 3-2 12 PB 39 1B 2-3 1B	3	0	3	0	1	0	0
39 Ramon Santiago, S (1, 5) OBP: 0.297, SLG: 0.304			X FF 94 0-0 F7		B FF 95 F FF 97 F FF 97 B FF 95 S SL 85 2-3 K		C KC 84 B FF 94 C KC 84 X KC 85 1-2 FC4-6 1-2f 2-3		B FF 91 C FF 92 D SL 82 X FF 92 2-1 12 PB 1-2 1B	4	0	1	0	0	1	4
Inning Stats	R: 0 E: 0 K: 1 S: 6 H: 0 LOB: 0 BB: 0 P: 11	R: 0 E: 0 K: 1 S: 12 H: 1 LOB: 1 BB: 0 P: 15	R: 0 E: 0 K: 0 S: 11 H: 2 LOB: 2 BB: 0 P: 13	R: 0 E: 0 K: 1 S: 6 H: 0 LOB: 0 BB: 0 P: 8	R: 0 E: 0 K: 1 S: 13 H: 2 LOB: 2 BB: 0 P: 18	R: 0 E: 0 K: 1 S: 6 H: 1 LOB: 0 BB: 0 P: 12	R: 0 E: 0 K: 1 S: 11 H: 1 LOB: 2 BB: 1 P: 20	R: 0 E: 0 K: 0 S: 5 H: 1 LOB: 1 BB: 1 P: 11	R: 0 E: 0 K: 0 S: 12 H: 3 LOB: 2 BB: 0 P: 21	1B: 9 2B: 2 3B: 0 HR: 0 SF: 0 SAC: 0 DP: 1 HBP: 0						WP: 0 PB: 1 SB: 0 CS: 1 PA: 37	

PITCHER		IP	WLS	BF	H	R	ER	SO	BB	IBB	HBP	BLK	WP	HR	S	P	ERA	WHIP
31 Danny Salazar, R ERA: 3.0	(1, 1)	6.0		23	6	0	0	5	0	0	0	0	0	0	54	77	0.00	1.000
50 Nick Hagadone, L ERA: 5.26	(7, 1)	0.1		3	1	0	0	0	1	0	0	0	0	0	5	11	0.00	6.000
37 Cody Allen, R ERA: 2.44	(7, 1)	0.2		2	0	0	0	1	0	0	0	0	0	0	6	9	0.00	0.000
38 Joe Smith, R ERA: 2.56	(8, 1)	1.0	W	4	1	0	0	0	1	0	0	0	0	0	5	11	0.00	2.000
54 Chris Perez, R ERA: 3.15	(9, 1)	1.0		5	3	0	0	0	0	0	0	0	0	0	12	21	0.00	3.000

PITCHER	IP	WLS	BF	H	R	ER	SO	BB	IBB	HBP	BLK	WP	HR	S	P	ERA	WHIP

BOTTOM

Cleveland Indians @ Detroit Tigers

Comerica Park, Detroit, MI

Sun Sep 01 2013, 1:13 PM - 4:20 PM EDT

Att. 41,557 - Cloudy - 73 F

livebaseballscorecards.com

AB	35
R	0
H	11
RBI	0
BB	2
SO	6
LOB	19

Batter	1	2	3	4	5	6	7	8	9	AB	R	H	RBI	BB	SO	LOB
1 Brian Roberts, S (1, 10) OBP: 0.321, SLG: 0.364	B SI 88 B SI 89 B FF 89 C FF 91 C FF 90 B FF 90 4-2 13 FC6-4 BB	C FF 90 C FC 90 X SL 83 0-2 1-H 2-H 2B		C FF 96 B FF 95 F FF 95 S SL 84 1-3 K ③		C FF 97 B FF 97 S FF 96 F FF 98 F FF 97 F FF 96 B FF 98 F FF 96 F SL 88 2-2 X FF 95 L9 ②		B SI 94 B CU 82 C SI 94 F FF 94 F FF 95 B CU 80 X SI 94 3-2 G3-1 ③		4	0	1	2	1	1	2
13 Manny Machado, R (1, 5) OBP: 0.327, SLG: 0.449	X SI 89 0-0 FC6-4 ① 10 FC6 1-2f	X SL 82 0-0 G6-3 ③			C SL 79 X SL 79 0-1 P5 ①	B SL 90 B FF 98 F FF 97 F FF 98 B FF 97 X FF 95 3-2 G6-3 ③			X CH 86 0-0 32 HR 1B	5	1	1	0	0	0	4
19 Chris Davis, L (1, 3) OBP: 0.381, SLG: 0.663	B FF 95 C SL 82 F SL 84 B FF 95 F FF 94 F SL 85 1 SAFE F SL 85 B FF 95 3-2 X SL 81 P5 ②		C FF 95 S FF 97 B FF 96 S FF 96 1-3 K ①		S FC 91 B FC 92 B CH 85 X FC 93 2-1 10 FC5-4 1B		B SI 87 B FF 86 B CH 86 B FF 85 4-0 32 1B 10 BB BB		X SI 92 0-0 F7 ①	4	0	1	0	1	1	2
10 Adam Jones, R (1, 8) OBP: 0.323, SLG: 0.503	B SI 91 C SL 81 X SI 93 1-1 FC6 ③ 1-2f		S SL 84 S SL 84 F FF 97 X SL 83 0-2 F7 ②		B FC 92 X SL 80 1-0 FC5-4 ② 32 1B 1-2f		B SI 86 B FF 84 1 SAFE B SI 85 C SI 84 B SI 84 4-1 32 1B 1-2 BB		S SI 93 S SL 86 D SL 84 1 SAFE D SL 84 1 SAFE B SI 92 X SL 84 3-2 F8 ②	4	0	0	0	1	0	3
32 Matt Wieters, S (1, 2) OBP: 0.288, SLG: 0.420		B FF 82 C FF 86 C SL 76 B SL 81 X SI 88 2-2 21 1B 9 FC1-4 1B	S FF 96 F FF 96 F SL 84 B FF 97 S FF 96 1-3 K ③		B FC 90 B FC 93 B FC 94 C FC 93 F FC 92 X FC 93 3-2 1-3 1B		B SI 83 B SI 83 C SI 84 F SI 84 F SL 78 F FF 84 X CH 77 2-2 2 G5-4-3 1-2 2-3 1B		B SI 93 B CH 87 B SI 92 F SI 92 X SI 93 3-1 1-H HR	5	2	4	2	0	1	0
21 Nick Markakis, L (1, 9) OBP: 0.327, SLG: 0.360		B FF 87 X FF 87 1-0 9 FC1-4 1-2 1B		F FF 94 B SL 83 F FF 94 F FF 96 X FF 95 1-2 F7 ①	C SL 81 S SL 80 C FC 95 0-3 K ③		B FF 85 X FF 84 1-0 P5 ①		X SI 94 0-0 G6-3 ③	5	0	1	0	0	1	5
2 J.J. Hardy, R (1, 6) OBP: 0.301, SLG: 0.441		B FF 89 F SL 80 B FC 90 F SL 82 B FF 90 X SL 82 3-2 F7 ①		C FF 96 C FF 96 X FF 96 0-2 9 HR 1B		C FF 98 F FF 98 B CH 89 B FF 96 B FF 94 4-2 12 BB BB	B SL 87 C SI 93 X SL 88 1-1 G5-4-3 ②③ 1-2f			3	1	1	0	1	0	5
9 Nate McLouth, L (1, 7) OBP: 0.337, SLG: 0.407		D SL 82 B FF 88 S FF 91 X FF 90 2-1 FC1-4 ② 1 2B 1-2f 2-H		C FF 95 B FF 96 1 SAFE B SL 84 1 SAFE X FF 95 2-1 1-H HR		B FF 95 B FF 97 C FF 96 X FF 97 2-1 F7 ①		C SI 93 B CU 80 X CH 83 1-1 12 L3 1B		4	2	2	3	0	0	2
12 Alexi Casilla, S (1, 4) OBP: 0.274, SLG: 0.302		B FC 89 F FF 89 S SL 83 F SL 83 D SL 83 B SL 82 F SL 83 B FC 90 4-2 1 2B BB		X FF 96 0-0 F9 ②		B FF 96 B FF 96 B FF 95 B FF 96 4-0 1-2 BB		X SI 93 0-0 L3 ①② 1-1		2	1	0	0	2	0	1
Inning Stats	R: 0 E: 0 K: 0 S: 11 H: 0 LOB: 1 BB: 1 P: 19	R: 3 E: 0 K: 0 S: 17 H: 3 LOB: 1 BB: 1 P: 29	R: 0 E: 0 K: 2 S: 11 H: 0 LOB: 0 BB: 0 P: 13	R: 2 E: 0 K: 1 S: 13 H: 2 LOB: 0 BB: 0 P: 17	R: 0 E: 0 K: 1 S: 11 H: 2 LOB: 2 BB: 0 P: 17	R: 0 E: 0 K: 0 S: 15 H: 0 LOB: 2 BB: 2 P: 30	R: 0 E: 0 K: 0 S: 9 H: 1 LOB: 2 BB: 2 P: 21	R: 0 E: 0 K: 0 S: 7 H: 1 LOB: 0 BB: 0 P: 11	R: 2 E: 0 K: 0 S: 8 H: 2 LOB: 0 BB: 0 P: 14	1B: 8 2B: 2 3B: 0 HR: 2 SF: 0 SAC: 0 DP: 2 HBP: 0						

TOP

Baltimore Orioles @ Cleveland Indians

Progressive Field, Cleveland, OH

Mon Sep 02 2013, 4:08 PM - 7:13 PM EDT

Att. 15,020 - Cloudy - 73 F

livebaseballscorecards.com

AB	36
R	7
H	11
RBI	7
BB	6
SO	4
LOB	24

PITCHER		IP	WLS	BF	H	R	ER	SO	BB	IBB	HBP	BLK	WP	HR	S	P	ERA	WHIP
63 Justin Masterson, R ERA: 3.52	(1, 1)	1.0	L	5	1	1	1	0	1	0	0	0	0	0	14	24	9.00	2.000
36 Preston Guilmet, R ERA: 12.46	(2, 1)	1.0		6	2	2	2	0	1	0	0	0	0	0	14	24	18.00	3.000
50 Nick Hagadone, L ERA: 5.53	(3, 1)	2.0		8	2	2	2	3	0	0	0	0	0	1	24	30	9.00	1.000
27 Bryan Shaw, R ERA: 4.01	(5, 1)	1.0		5	2	0	0	1	0	0	0	0	0	0	11	17	0.00	2.000
49 Blake Wood, R ERA:	(6, 1)	1.0		5	0	0	0	0	2	0	0	0	0	0	15	30	0.00	2.000

PITCHER		IP	WLS	BF	H	R	ER	SO	BB	IBB	HBP	BLK	WP	HR	S	P	ERA	WHIP
57 Clay Rapada, L ERA:	(7, 1)	0.1		4	1	0	0	0	2	0	0	0	0	0	7	18	0.00	9.000
32 Matt Albers, R ERA: 3.52	(7, 1)	1.2		4	1	0	0	0	0	0	0	0	0	0	9	14	0.00	0.600
35 Marc Rzepczynski, L ERA: 4.3	(9, 1)	1.0		5	2	2	2	0	0	0	0	0	0	1	8	14	18.00	2.000

WP: 0	PA: 42				
PB: 0					
SB: 0					
CS: 0					

Baltimore Orioles @ Cleveland Indians

Progressive Field, Cleveland, OH

Mon Sep 02 2013, 4:08 PM - 7:13 PM EDT

Att. 15,020 - Cloudy - 73 F

livebaseballscorecards.com

BOTTOM

Batter	1	2	3	4	5	6	7	8	9	AB	R	H	RBI	BB	SO	LOB
24 Michael Bourn, L (1, 8) OBP: 0.316, SLG: 0.346	B FF 92 F FF 92 B FF 92 F SL 83 S FF 94 2-3 ① K	C FF 91 C FF 93 F SL 83 B SL 84 S SL 81 1-3 ③ K			X SL 83 0-0 ② L9 2-3		C CU 84 B FF 96 B FF 96 B CU 83 C FF 96 X FF 97 3-2 ② G4-3		4	0	0	0	0	2	1
33 Nick Swisher, S (1, 3) OBP: 0.337, SLG: 0.398	F FF 92 C CH 84 C FF 93 0-3 ② K	X CH 83 0-0 ① G6-3			C FF 92 X FF 93 0-1 ③ F8		F FF 97 B CH 88 X FF 98 1-1 ③ F7		4	0	0	0	0	1	1
22 Jason Kipnis, L (1, 4) OBP: 0.364, SLG: 0.465	B FF 90 C FF 92 B FF 93 B CH 85 X FF 91 3-1 ③ P4	B FF 90 C FF 92 C FF 91 S SL 82 1-3 ② K			B CH 85 B FF 91 X FF 91 2-0 HR		B FF 91 B FF 92 X FF 91 2-0 ① F8		4	1	1	1	0	1	0
41 Carlos Santana, S (1, 2) OBP: 0.370, SLG: 0.451		B FF 90 F FF 91 C SL 82 X FF 92 1-2 ① G4-3		C FF 92 X SL 84 0-1 ③ G4-3			B SL 82 B FF 93 X FF 93 2-0 ① G3		C FF 92 B CH 84 B FF 91 C CU 77 B FF 92 S SL 89 3-3 ② K	4	0	0	0	0	1	0
23 Michael Brantley, L (1, 7) OBP: 0.331, SLG: 0.388		C FF 92 B FF 92 B SL 83 F CH 86 F FF 93 X SL 86 2-2 8 PO 13 BB 1B			C FF 90 B FF 91 X FC 93 1-1 ① G4-3		C FF 93 B CH 87 B FF 93 X FF 94 2-1 1B		B SL 88 X FF 92 1-0 2B	4	0	3	0	0	0	0
13 Asdrúbal Cabrera, S (1, 6) OBP: 0.296, SLG: 0.384		D SL 83 1 SAFE B CH 83 B FF 92 C FF 92 B CH 84 4-1 1-2 BB			B FF 92 C FF 93 F FF 94 B FF 94 B SL 83 T SL 84 3-2 ② K		F FF 92 B SI 92 1 SAFE F FF 92 S FF 93 1-3 ② K		B CU 77 B FF 92 F FF 93 B SL 85 S FF 92 S FF 92 3-3 ③ K	3	0	0	0	1	3	2
25 Jason Giambi, L (1, 10) OBP: 0.273, SLG: 0.373		C FF 93 C FF 92 F SL 84 S SL 84 0-3 ② K			C FF 92 C FF 93 F FF 94 B FF 94 S FF 93 1-3 ③ K		S FF 93 S FF 94 1 SAFE F FF 94 F SL 83 B FF 94 F SL 84 X FF 94 1-2 ③ G3			3	0	0	0	0	2	3
8 Lonnie Chisenhall, L (1, 5) OBP: 0.267, SLG: 0.388		B SL 83 B FF 93 2 SAFE 2-0 ③ PO 2-3	S SL 83 X FF 93 0-1 ① P5			C FF 90 X FF 92 0-1 24 L9 2B		F FF 97 B CH 87 F FF 98 B CU 86 X CU 85 2-2 HR		3	1	2	1	0	0	0
11 Drew Stubbs, R (1, 9) OBP: 0.306, SLG: 0.367 12 Jason Kubel, L (8, PH) (9, 9) OBP: 0.290, SLG: 0.322			C FF 92 X SL 84 0-1 ② G1-4-3			C SL 83 X FF 92 0-1 ① P3		F FF 99 F FC 94 F CU 84 F FF 98 B CH 89 F F SI 98 S CH 89 1-3 ① K		2 1	0 0	0 0	0 0	0 1	0 0	1 0
Inning Stats	R: 0 E: 0 K: 2 S: 8 H: 0 LOB: 0 BB: 0 P: 13	R: 0 E: 0 K: 1 S: 12 H: 1 LOB: 1 BB: 1 P: 21	R: 0 E: 0 K: 1 S: 8 H: 0 LOB: 0 BB: 0 P: 9	R: 0 E: 0 K: 1 S: 6 H: 0 LOB: 0 BB: 0 P: 7	R: 0 E: 0 K: 2 S: 9 H: 0 LOB: 0 BB: 0 P: 14	R: 0 E: 0 K: 0 S: 7 H: 1 LOB: 1 BB: 0 P: 7	R: 1 E: 0 K: 1 S: 13 H: 2 LOB: 1 BB: 0 P: 21	R: 1 E: 0 K: 1 S: 15 H: 1 LOB: 0 BB: 0 P: 22	R: 0 E: 0 K: 2 S: 8 H: 1 LOB: 1 BB: 0 P: 17	1B: 2 2B: 2 3B: 0 HR: 2 SF: 0 SAC: 0 DP: 0 HBP: 0						WP: 0 PB: 0 SB: 0 CS: 0 PA: 34	

PITCHER		IP	WLS	BF	H	R	ER	SO	BB	IBB	HBP	BLK	WP	HR	S	P	ERA	WHIP
25 Bud Norris, R ERA: 4.01	(1, 1)	7.0	W	25	4	1	1	8	1	0	0	0	0	1	63	92	1.29	0.714
29 Tommy Hunter, R ERA: 2.72	(8, 1)	1.0		4	1	1	1	1	0	0	0	0	0	1	15	22	9.00	1.000
17 Brian Matusz, L ERA: 3.47	(9, 1)	1.0		4	1	0	0	2	0	0	0	0	0	0	8	17	0.00	1.000

PITCHER	IP	WLS	BF	H	R	ER	SO	BB	IBB	HBP	BLK	WP	HR	S	P	ERA	WHIP

AB	32
R	2
H	6
RBI	2
BB	1
SO	11
LOB	8

Baltimore Orioles @ Cleveland Indians

Progressive Field, Cleveland, OH

Tue Sep 03 2013, 7:08 PM - 10:00 PM EDT

Att. 9,962 - Clear - 68 F

TOP

livebaseballscorecards.com

Batter	1	2	3	4	5	6	7	8	9	AB	R	H	RBI	BB	SO	LOB
1 Brian Roberts, S (1, 4) OBP: 0.313, SLG: 0.354	B FF 91 C FF 90 B FF 93 C SI 91 B FS 85 F SI 93 X SI 94 3-2 ① F7		C FS 83 C SI 93 B FF 94 B SL 85 S FS 86 2-3 ② K			B SL 82 F SI 92 X FC 89 1-1 ① L9	B FF 96 C FF 96 B FF 96 F FF 96 X FF 96 2-2 ② F9		C FF 92 B FF 93 C SL 83 B FF 93 S FF 93 2-3 ① K	5	0	0	0	0	2	2
13 Manny Machado, R (1, 5) OBP: 0.326, SLG: 0.447	F SL 84 L FF 95 X FS 86 0-2 E5 10 CS		F SL 84 B CU 77 B FS 87 B SI 95 X SI 94 3-1 ③ G5-3			B SI 93 X FS 85 1-0 10 FC6-4 19 BB 1B	F FF 96 S KC 86 D KC 87 X KC 86 1-2 ③ F7		C FF 93 C FF 93 B FF 93 S SL 85 1-3 ② K	5	0	1	0	0	1	2
19 Chris Davis, L (1, 3) OBP: 0.381, SLG: 0.659	B FF 94 F CU 77 S FF 94 B SL 82 S FF 94 2-3 ② K			X CU 76 0-0 ① P5		B FF 93 B FF 91 B SL 84 B FS 88 4-0 10 FC6-4 BB 1-2		C FF 91 B FF 91 B FF 91 T FF 91 B FF 90 4-2 10 WP BB	S SL 82 S SL 83 B FF 93 X SL 84 1-2 ③ G4-3	3	0	0	0	2	1	1
10 Adam Jones, R (1, 8) OBP: 0.322, SLG: 0.501	S SL 83 B FF 94 1-1 ③ CS 1-2	B SI 93 S SL 83 B FF 92 X SI 94 2-1 38 1B 1B		C FF 92 X CU 77 0-1 ② G5-3		S FF 95 B SL 86 F FF 92 X SL 86 1-2 ② FC6-4 32 BB 1-2f 2-3		B SI 90 B SL 81 S SI 89 F SI 90 S SL 81 2-3 ① K 1-2		4	0	1	0	0	1	3
32 Matt Wieters, S (1, 2) OBP: 0.287, SLG: 0.417		C SI 93 C FF 91 F FF 94 D FS 87 X SL 86 1-2 ① F7		C SI 93 F FF 91 F FF 94 B FF 94 C SL 85 1-3 ③ K		B FF 92 B SL 87 B SL 84 B SL 82 4-0 BB 1-2		F FF 90 C SL 80 B FF 91 C FF 91 1-3 ② K		3	0	0	0	1	2	2
38 Michael Morse, R (1, 10) OBP: 0.287, SLG: 0.410 24 Wilson Betemit, S (8, PH) (8, 10)		C SL 82 1 SAFE X FF 92 0-1 1-3 1B	X FF 92 0-0 ① F9			C SL 85 B SL 86 F FF 94 B FF 93 X SL 82 2-2 ③ G1-3		B SI 90 C SL 80 X FF 91 1-1 ③ F7		3 1	0 0	1 0	0 0	0 0	0 0	3 1
21 Nick Markakis, L (1, 9) OBP: 0.327, SLG: 0.360		C SL 85 B FF 94 C SL 85 X SI 94 1-2 ② P5	C FF 92 F SI 92 S FF 93 0-3 ② K				F FF 97 S KC 87 X KC 87 0-2 ① L8		C FF 92 B SL 82 X FF 92 1-1 2 1B 9 HR 1B	4	1	1	0	0	1	2
2 J.J. Hardy, R (1, 6) OBP: 0.305, SLG: 0.442		C FF 94 B FF 95 X SL 81 1-1 ③ F8	C FF 93 F FF 92 B FF 96 X FS 84 1-2 1B				C FF 96 B FF 96 B FF 97 B KC 88 B FF 96 4-1 9 1B BB		C FF 94 C FF 93 B FF 93 X SL 83 1-2 9 HR 1B 1-2	3	1	2	0	1	0	2
9 Nate McLouth, L (1, 7) OBP: 0.339, SLG: 0.414			B SL 81 B SI 92 X SI 90 2-0 ① F8	C SL 84 B SL 83 C FS 79 X FF 94 1-2 ③ F7			X FF 96 0-0 1-2 1B		B FF 94 C SL 82 B SL 83 S FF 93 F FF 93 B SL 81 X FF 92 3-2 1-H 2-H HR	4	1	2	3	0	0	1

Inning Stats																								
	R: 0	H: 0	R: 0	H: 2	R: 0	H: 0	R: 0	H: 0	R: 0	H: 1	R: 0	H: 1	R: 0	H: 1	R: 0	H: 0	R: 3	H: 3	1B: 7	SF: 0	WP: 1	PA: 40
	E: 1	LOB: 0	E: 0	LOB: 2	E: 0	LOB: 0	E: 0	LOB: 0	E: 0	LOB: 1	E: 0	LOB: 3	E: 0	LOB: 2	E: 0	LOB: 1	E: 0	LOB: 0	2B: 0	SAC: 0	PB: 0	
	K: 1	BB: 0	K: 0	BB: 0	K: 1	BB: 0	K: 1	BB: 0	K: 1	BB: 0	K: 0	BB: 2	K: 0	BB: 1	K: 2	BB: 1	K: 2	BB: 0	3B: 0	DP: 0	SB: 0	
	S: 11	P: 17	S: 13	P: 18	S: 6	P: 13	S: 7	P: 8	S: 10	P: 12	S: 9	P: 22	S: 11	P: 18	S: 10	P: 18	S: 18	P: 27	HR: 1	HBP: 0	CS: 1	

PITCHER		IP	WLS	BF	H	R	ER	SO	BB	IBB	HBP	BLK	WP	HR	S	P	ERA	WHIP
30 Ubaldo Jiménez, R ERA: 3.79	(1, 1)	6.0	W	24	4	0	0	4	2	0	0	0	0	0	56	90	0.00	1.000
37 Cody Allen, R ERA: 2.4	(7, 1)	1.0		5	1	0	0	0	1	0	0	0	0	0	11	18	0.00	2.000
38 Joe Smith, R ERA: 2.52	(8, 1)	1.0		4	0	0	0	2	1	0	0	0	1	0	10	18	0.00	1.000
54 Chris Perez, R ERA: 3.66	(9, 1)	1.0		6	3	3	3	2	0	0	0	0	0	1	18	27	27.00	3.000

PITCHER	IP	WLS	BF	H	R	ER	SO	BB	IBB	HBP	BLK	WP	HR	S	P	ERA	WHIP

AB	35
R	3
H	8
RBI	3
BB	4
SO	8
LOB	19

Baltimore Orioles @ Cleveland Indians

Progressive Field, Cleveland, OH

Tue Sep 03 2013, 7:08 PM - 10:00 PM EDT

Att. 9,962 - Clear - 68 F

BOTTOM

livebaseballscorecards.com

Batter	1	2	3	4	5	6	7	8	9	AB	R	H	RBI	BB	SO	LOB
24 Michael Bourn, L (1, 8) OBP: 0.315, SLG: 0.345	C FF 87 X KC 73 0-1 ① G1-3		C FF 92 B KC 77 F KC 77 B FF 93 B CH 83 F FF 93 C KC 77 3-3 ② K		B KC 76 X FF 91 1-0 1B	B SI 91 2 SAFE B SL 82 B SI 91 C SI 91 X SI 92 3-1 ③ G4-3				4	0	1	0	0	1	2
33 Nick Swisher, S (1, 3) OBP: 0.334, SLG: 0.395	X FC 88 0-0 ② G5-3		C FF 92 X FF 91 0-1 ③ G4-3		B KC 76 1 SAFE F CH 83 1 SAFE S FF 92 S FF 93 1-3 ② K		S SI 91 B CH 84 X SI 90 1-1 ① F8			4	0	0	0	0	1	1
22 Jason Kipnis, L (1, 4) OBP: 0.365, SLG: 0.467	C SL 88 B KC 75 F FF 89 X KC 75 1-2 2B			B FF 90 B KC 75 B FF 88 C FO 89 C FF 92 F FF 92 B FF 92 4-2 23 SH1-3 41 BB 13 SF8 BB	1 SAFE C FF 91 B FF 92 S FF 92 X FF 94 1-2 ③ F8		C SI 91 F SL 83 B SI 91 S SI 91 1-3 ② K			3	1	1	0	1	1	1
41 Carlos Santana, S (1, 10) OBP: 0.371, SLG: 0.449	C KC 75 B FF 88 C KC 75 B FF 91 B FF 91 X FF 91 3-2 ③ P6			B FF 92 B FF 92 1 SAFE F FF 92 B FF 92 B FF 92 4-1 13 SF8 23 SH1-3 1-2 BB		B KC 75 C KC 75 B FF 89 B KC 74 S CH 82 B FF 92 4-2 23 2B 13 SF7 BB	B SI 85 C CH 85 F SI 91 X SI 91 1-2 ③ F7			2	1	0	0	2	0	1
23 Michael Brantley, L (1, 7) OBP: 0.331, SLG: 0.390		B FF 88 C KC 74 X FF 89 1-1 ① G4-3		C FF 92 X FC 91 0-1 ① SH1-3 1-2 2-3		F CH 83 X FF 91 0-1 13 SF7 10 2B 1-3 2B		C SL 82 X SI 90 0-1 ① G4-3		3	1	1	0	0	0	0
13 Asdrúbal Cabrera, S (1, 6) OBP: 0.293, SLG: 0.382		B FF 89 C FF 90 B KC 74 C CH 81 F FF 91 X FF 90 2-2 ② F7		C FF 94 B FF 93 X KC 76 1-1 ② SF8 2-3 3-H		F CH 83 F FF 93 X FF 92 0-2 ① SF7 2-3 3-H		X FF 94 0-0 ② G4-3		2	0	0	2	0	0	0
12 Jason Kubel, L (1, 9) OBP: 0.298, SLG: 0.329 7 Matt Carson, R (6, PR) (7, 9) 62 José Ramírez, S (8, PH) 11 Drew Stubbs, R (9, 9) OBP: 0.306, SLG: 0.367		B KC 75 F FF 90 X FF 90 1-1 2B		B KC 77 B FF 92 I IN 76 I IN 79 4-0 IBB		I IN 75 I IN 76 I IN 77 I IN 76 4-0 10 2B IBB		B FF 94 B CU 80 F FF 94 F FF 94 F FF 95 B CU 80 X SI 94 3-2 ③ G4-3		1 0 1 0	0 1 0 0	1 0 0 0	0 0 0 0	2 0 0 0	0 0 0 0	0 0 0 0
10 Yan Gomes, R (1, 2) OBP: 0.336, SLG: 0.493		F FF 91 B FF 91 F FF 92 F KC 78 B CH 83 X CH 83 2-2 ③ P3		C KC 76 F FF 92 F FF 93 S FF 94 0-3 ③ K		1 SAFE X CH 83 0-0 1-H 3-H 2B				3	0	1	2	0	1	3
8 Lonnie Chisenhall, L (1, 5) OBP: 0.265, SLG: 0.385 4 Mike Aviles, R (6, PH) (7, 5) OBP: 0.284, SLG: 0.388			F FF 90 B FF 88 B KC 76 F CH 81 F FF 92 X FF 93 2-2 ① G6-3		B KC 74 S FC 90 F FF 91 F FF 91 X KC 76 1-2 ① G6-3	C SI 90 C SI 91 F SI 91 X SI 91 0-2 ② G1-3				2 1	0 0	0 0	0 0	0 0	0 0	0 2
Inning Stats	R: 0 E: 0 K: 0 S: 9 H: 1 LOB: 1 BB: 0 P: 13	R: 0 E: 0 K: 0 S: 12 H: 1 LOB: 1 BB: 0 P: 18	R: 0 E: 0 K: 1 S: 10 H: 0 LOB: 0 BB: 0 P: 15	R: 1 E: 0 K: 1 S: 12 H: 0 LOB: 2 BB: 3 P: 25	R: 0 E: 0 K: 1 S: 11 H: 1 LOB: 1 BB: 0 P: 15	R: 3 E: 0 K: 0 S: 14 H: 2 LOB: 2 BB: 2 P: 25	R: 0 E: 0 K: 1 S: 8 H: 0 LOB: 0 BB: 0 P: 11	R: 0 E: 0 K: 0 S: 7 H: 0 LOB: 0 BB: 0 P: 10		1B: 1 2B: 4 3B: 0 HR: 0 SF: 2 SAC: 1 DP: 0 HBP: 0		WP: 0 PB: 0 SB: 0 CS: 0 PA: 34		

PITCHER		IP	WLS	BF	H	R	ER	SO	BB	IBB	HBP	BLK	WP	HR	S	P	ERA	WHIP
30 Chris Tillman, R ERA: 3.71	(1, 1)	5.1	L	26	5	4	4	3	3	2	0	0	0	0	62	102	6.75	1.500
66 T.J. McFarland, L ERA: 4.59	(6, 1)	2.0		6	0	0	0	1	0	0	0	0	0	0	16	22	0.00	0.000
60 Josh Stinson, R ERA: 5.19	(8, 1)	0.2		2	0	0	0	0	0	0	0	0	0	0	5	8	0.00	0.000

PITCHER	IP	WLS	BF	H	R	ER	SO	BB	IBB	HBP	BLK	WP	HR	S	P	ERA	WHIP

AB	26
R	4
H	5
RBI	4
BB	5
SO	4
LOB	10

Baltimore Orioles @ Cleveland Indians

Progressive Field, Cleveland, OH

Wed Sep 04 2013, 7:07 PM - 10:10 PM EDT

Att. 11,522 - Clear - 77 F

TOP

livebaseballscorecards.com

Batter	1	2	3	4	5	6	7	8	9	AB	R	H	RBI	BB	SO	LOB
1 Brian Roberts, S (1, 10) OBP: 0.312, SLG: 0.348	B FF 90 B FF 90 C FF 90 F FF 91 X FF 93 2-2 ① F9		S FF 92 B FF 92 B CH 82 F FF 92 B FF 93 X FF 92 3-2 ② L9		C FF 92 B FF 93 B FF 92 B FF 92 B FF 90 4-1 13 WP 13 HR BB		B FF 96 C FF 96 C FF 96 B KC 88 C KC 87 2-3 ② K			3	1	0	0	1	1	1
13 Manny Machado, R (1, 5) OBP: 0.325, SLG: 0.451	X FF 92 0-0 ② G4-3		D SL 88 C FF 93 D FF 88 C FF 95 B FF 96 F FF 96 S FF 96 3-3 ③ K		C CU 82 F CU 83 F SL 84 B FF 97 B SL 85 X FF 96 2-2 1-H 2-H HR		B FF 96 C FF 96 B FF 96 S KC 87 B KC 86 F FF 96 X FF 96 3-2 ③ P2			4	1	1	3	0	1	1
19 Chris Davis, L (1, 3) OBP: 0.380, SLG: 0.656	B FF 92 C FF 92 B SL 84 F FF 93 S FF 95 2-3 ③ K			B FF 91 C FF 91 B CH 82 S FF 93 F FF 93 B FF 94 F FF 93 C CU 82 3-3 ① K	B FF 93 X FF 94 1-0 10 S 1B			F SI 90 B FF 91 B SL 82 B FF 90 F SI 90 S SL 82 3-3 ① K		4	0	1	0	0	3	0
10 Adam Jones, R (1, 8) OBP: 0.323, SLG: 0.505		C FF 92 F FF 92 H FF 92 1-2 21 G3 21 E HBP		B FF 94 S SL 87 X SL 86 1-1 HR	B FC 94 F SL 79 S FC 93 B FC 94 B FC 95 F SL 81 F FC 94 T FC 94 3-2 ③ K 1-2			C SI 90 B SI 90 X SI 91 1-1 ② G4-3		3	1	1	1	0	1	1
21 Nick Markakis, L (1, 9) OBP: 0.325, SLG: 0.357		C FF 90 D CH 81 C FF 91 1 SAFE F FF 94 F FF 95 B FF 94 B CH 85 X FF 94 3-2 ① G3 1-3		B CH 82 C FF 92 F FF 92 C SL 84 1-3 ② K		B FC 92 B FC 92 C FC 93 F FF 89 B FC 94 X FC 93 3-2 ① P5		C FF 91 X FF 91 0-1 ③ P6		4	0	0	0	0	1	1
32 Matt Wieters, S (1, 2) OBP: 0.285, SLG: 0.414		B CU 83 F FF 93 F FF 94 F FF 95 S SL 84 1-3 ② K		F FF 92 B FF 92 B CH 83 F FF 92 F FF 93 B CH 84 X FF 94 3-2 ③ L4	B FC 93 B SL 80 X FC 93 2-0 ② G4-3				C FF 93 C SL 82 S SL 83 0-3 ① K	4	0	0	0	0	2	1
9 Nate McLouth, L (1, 7) OBP: 0.338, SLG: 0.413		B FF 93 C CH 83 X FF 94 1-1 ③ L9			B FF 90 C FF 92 B CH 82 B FF 92 X FF 91 3-1 ① G3	C FC 93 X FC 92 0-1 1B			F FF 94 C FF 94 X FF 94 0-2 ② G4-3	4	0	1	0	0	0	1
2 J.J. Hardy, R (1, 6) OBP: 0.304, SLG: 0.443			C FF 93 B SL 88 C FF 94 X FF 94 1-2 ① F9		B CU 81 S FF 92 X FF 93 1-1 13 WP 13 HR 2B	C KC 84 1 SAFE B FF 95 1 SAFE X FF 95 1-1 ③ F8			B FF 93 F FF 94 C FF 94 B SL 84 F FF 94 B FF 93 X FF 95 3-2 ③ L8	4	1	1	0	0	0	1
3 Ryan Flaherty, L (1, 4) OBP: 0.281, SLG: 0.368			X FF 92 0-0 2B		C CU 82 B SL 85 S FF 92 B FF 93 S FF 93 2-3 ② K		C FF 96 C KC 86 S KC 85 0-3 ① K			3	0	1	0	0	2	1
Inning Stats	R: 0 E: 0 K: 1 S: 7 H: 0 LOB: 0 BB: 0 P: 11	R: 0 E: 1 K: 1 S: 13 H: 0 LOB: 1 BB: 0 P: 19	R: 0 E: 0 K: 1 S: 11 H: 1 LOB: 1 BB: 0 P: 18	R: 1 E: 0 K: 2 S: 14 H: 1 LOB: 0 BB: 0 P: 22	R: 3 E: 0 K: 2 S: 18 H: 3 LOB: 1 BB: 1 P: 34	R: 0 E: 0 K: 0 S: 8 H: 1 LOB: 1 BB: 0 P: 14	R: 0 E: 0 K: 2 S: 10 H: 0 LOB: 0 BB: 0 P: 15	R: 0 E: 0 K: 1 S: 7 H: 0 LOB: 0 BB: 0 P: 11	R: 0 E: 0 K: 1 S: 10 H: 0 LOB: 0 BB: 0 P: 13	1B: 2 2B: 2 3B: 0 HR: 2 SF: 0 SAC: 0 DP: 0 HBP: 1	WP: 1 PB: 0 SB: 1 CS: 0 PA: 35					

	AB	33
	R	4
	H	6
	RBI	4
	BB	1
	SO	11
	LOB	8

PITCHER		IP	WLS	BF	H	R	ER	SO	BB	IBB	HBP	BLK	WP	HR	S	P	ERA	WHIP
34 Zach McAllister, R ERA: 3.97	(1, 1)	4.2		21	5	4	4	6	1	0	1	0	1	2	58	96	7.71	1.286
27 Bryan Shaw, R ERA: 3.94	(5, 1)	1.0	W	4	1	0	0	1	0	0	0	0	0	0	11	19	0.00	1.000
37 Cody Allen, R ERA: 2.35	(6, 1)	1.1	H	4	0	0	0	2	0	0	0	0	0	0	12	18	0.00	0.000
38 Joe Smith, R ERA: 2.47	(8, 1)	1.0	H	3	0	0	0	1	0	0	0	0	0	0	7	11	0.00	0.000
54 Chris Perez, R ERA: 3.59	(9, 1)	1.0	S	3	0	0	0	1	0	0	0	0	0	0	10	13	0.00	0.000

PITCHER	IP	WLS	BF	H	R	ER	SO	BB	IBB	HBP	BLK	WP	HR	S	P	ERA	WHIP

Baltimore Orioles @ Cleveland Indians

Progressive Field, Cleveland, OH

Wed Sep 04 2013, 7:07 PM - 10:10 PM EDT

Att. 11,522 - Clear - 77 F

BOTTOM

Batter	1	2	3	4	5	6	7	8	9	AB	R	H	RBI	BB	SO	LOB
24 Michael Bourn, L (1, 8) OBP: 0.315, SLG: 0.344	B FF 92 F FF 91 B SI 91 L FF 93 X SI 92 2-2 22 1B 33 BB 10 1B 1B	C FF 94 F SI 93 C SI 92 0-3 ② K	B FF 97 C SL 83 B FS 84 C FF 96 B SL 87 S FF 97 3-3 ③ K	B CU 76 S CH 85 B CH 86 F CH 84 F FF 92 C CU 77 2-3 ② K						4	1	1	0	0	3	0
33 Nick Swisher, S (1, 3) OBP: 0.333, SLG: 0.392	B FF 94 1 SAFE D CH 86 B FF 94 C FF 93 B SI 92 4-1 10 1B 22 1B 13 FC5-2 1-2 BB	B CH 85 X FF 93 1-0 ③ G6-3			C CH 84 B FS 85 X FF 94 1-1 ① G5-3	B CH 88 F CH 86 F FF 92 B FF 92 C FF 93 2-3 ③ K				3	0	0	0	1	1	0
22 Jason Kipnis, L (1, 4) OBP: 0.368, SLG: 0.468	X FF 93 0-0 13 FC5-2 10 1B 9 2B 1-2 2-3 1B		B SL 78 B FF 92 B FF 91 C FF 92 B FF 92 4-1 10 1B BB		B FF 97 B FF 95 B FF 95 C FF 93 X FF 94 3-1 41 BB 10 2B 1B		B FF 93 L FF 92 B CH 86 B CU 76 X CH 84 3-1 ① G3-1			3	2	2	0	1	0	0
41 Carlos Santana, S (1, 10) OBP: 0.370, SLG: 0.446	B SL 80 S FF 93 B SI 94 C SL 82 F SI 94 S FF 95 2-3 ① K		1 SAFE C SL 80 B SI 93 F SI 93 F CH 86 F SI 93 1 SAFE 1 SAFE D SL 83 2-3 F SI 93 1 SAFE S SI 93 ① K		B FF 96 B FF 96 D SL 85 B FF 95 4-0 10 2B 9 WP 1-2 BB		C CH 86 X FF 93 0-1 ② B5-3			3	1	0	0	1	2	4
10 Yan Gomes, R (1, 2) OBP: 0.343, SLG: 0.502	C SI 93 X SI 94 0-1 13 FC5-2 9 2B 1-2 2-3 3-H 1B		F FF 93 S SL 83 X FF 94 0-2 1-2 1B		C FF 96 X FF 97 0-1 9 WP 1-3 2-H 2B		C CU 81 B FF 95 F SL 88 S FF 95 1-3 ③ K			4	1	3	2	0	1	0
13 Asdrúbal Cabrera, S (1, 6) OBP: 0.293, SLG: 0.379	S SL 81 X SI 93 0-1 ② FC5-2 9 2B 4 1B 1-2 2-3 3-Hf		B FF 96 C FF 94 S FF 97 D FF 98 B FS 87 C FS 91 3-3 ② K		I IN 72 I IN 73 I IN 75 I IN 73 4-0 9 WP IBB			C CU 78 B SI 95 F SI 95 C SI 95 1-3 ① K		3	1	0	0	1	2	5
9 Ryan Raburn, R (1, 7) OBP: 0.366, SLG: 0.576 7 Matt Carson, R (6, 7) OBP: 0.500, SLG: 0.500	B FF 94 B SI 93 C FF 94 X SI 93 2-1 4 1B 1-3 2-H 3-H 2B		F SL 85 S FF 98 S FF 99 0-3 ③ K		C FF 97 B SL 86 S FF 98 B FF 98 F FF 98 X FF 98 2-2 ② G5-3 1-2 2-3 3-H			C SI 95 F SI 94 B CU 80 B CU 80 B SI 95 X SI 95 3-2 4 G6-4-3 1B		3 1	0 0	1 1	2 0	0 0	1 0	4 0
4 Mike Aviles, R (1, 5) OBP: 0.287, SLG: 0.392	B FF 93 C FF 94 X FF 94 1-1 ③ 2-H 3-H 1B			B FF 95 F FF 96 X FS 85 1-1 11 B1-6 2B	X FF 97 0-0 ③ F9			C SI 94 X SI 94 0-1 ②③ G6-4-3 1-2f		4	0	2	1	0	0	3
11 Drew Stubbs, R (1, 9) OBP: 0.304, SLG: 0.364		B SL 79 C FF 91 C SL 80 B SI 92 C SL 80 2-3 ① K		B FF 96 T FF 97 B FF 98 X FF 97 2-1 ①② B1-6 2-2f		B CU 78 F CU 77 B CU 78 C CU 78 B FF 92 C FF 92 3-3 ① K				3	0	0	0	0	2	1
Inning Stats	R: 4 E: 0 K: 1 S: 17 H: 5 LOB: 2 BB: 1 P: 28	R: 0 E: 0 K: 2 S: 7 H: 0 LOB: 0 BB: 0 P: 10	R: 0 E: 0 K: 3 S: 16 H: 1 LOB: 2 BB: 1 P: 25	R: 0 E: 0 K: 1 S: 7 H: 1 LOB: 0 BB: 0 P: 13	R: 2 E: 0 K: 0 S: 11 H: 2 LOB: 2 BB: 2 P: 25	R: 0 E: 0 K: 3 S: 10 H: 0 LOB: 0 BB: 0 P: 17	R: 0 E: 0 K: 1 S: 7 H: 0 LOB: 0 BB: 0 P: 11	R: 0 E: 0 K: 1 S: 8 H: 1 LOB: 0 BB: 0 P: 12		1B: 7 2B: 4 3B: 0 HR: 0 SF: 0 SAC: 0 DP: 2 HBP: 0					WP: 1 PB: 0 SB: 0 CS: 0	PA: 35

livebaseballscorecards.com

	AB	31
	R	6
	H	10
	RBI	5
	BB	4
	SO	12
	LOB	17

PITCHER		IP	WLS	BF	H	R	ER	SO	BB	IBB	HBP	BLK	WP	HR	S	P	ERA	WHIP
53 Zack Britton, L ERA: 5.45	(1, 1)	2.1		14	6	4	4	4	2	0	0	0	0	0	34	54	15.43	3.429
39 Kevin Gausman, R ERA: 5.77	(3, 1)	2.2	L	12	3	2	2	3	1	1	0	0	1	0	24	47	6.75	1.500
57 Francisco Rodríguez, R ERA: 2.13	(6, 1)	1.2		5	0	0	0	3	0	0	0	0	0	0	14	24	0.00	0.000
60 Josh Stinson, R ERA: 5.0	(7, 1)	0.1		1	0	0	0	1	0	0	0	0	0	0	3	4	0.00	0.000
43 Jim Johnson, R ERA: 3.39	(8, 1)	1.0		3	1	0	0	1	0	0	0	0	0	0	8	12	0.00	1.000

PITCHER	IP	WLS	BF	H	R	ER	SO	BB	IBB	HBP	BLK	WP	HR	S	P	ERA	WHIP

Batter	1	2	3	4	5	6	7	8	9	AB	R	H	RBI	BB	SO	LOB
22 Eric Young Jr., S (1, 7) OBP: 0.318, SLG: 0.346	B SI 92 B SI 92 C SI 91 C SI 91 F SI 94 S SL 79 2-3 ① K		F SI 94 H SL 90 1-1 28 1B HBP		D SL 82 B SI 94 X SI 93 2-0 ③ G6-3			C SI 90 B SL 82 X SL 82 1-1 28 CS 1B		3	0	1	0	0	1	1
28 Daniel Murphy, L (1, 4) OBP: 0.314, SLG: 0.406	C SI 94 B SI 95 S SL 85 F SI 96 B SI 96 S SL 86 2-3 ② K2-3		F SI 94 F SI 93 F SL 85 1 SAFE X SL 85 0-2 1-2 1B			C SI 91 F SI 93 B SI 92 S SI 94 1-3 ① K		1 SAFE B SL 82 X FF 90 1-0 ①② P5 1-2		4	0	1	0	0	2	1
13 Josh Satin, R (1, 10) OBP: 0.394, SLG: 0.418	B SI 94 F SI 94 C SL 80 F SI 96 X SI 95 1-2 1B		B SL 81 F SI 94 T SI 93 D CH 79 S CH 80 2-3 ③ K			S SI 91 C SI 90 S SI 94 0-3 ② K		C FF 89 S SI 90 B SL 83 C SL 81 1-3 ③ K		4	0	1	0	0	3	2
30 Andrew Brown, R (1, 9) OBP: 0.302, SLG: 0.449	C SI 92 F CU 78 S SI 95 0-3 ③ K			B SI 92 B CH 81 S SI 92 F SI 92 S SI 95 2-3 ① K		B SL 80 S SI 93 S SI 94 S SI 95 1-3 ③ K			C SI 93 C SI 94 C SI 93 0-3 ① K	4	0	0	0	0	4	1
21 Lucas Duda, L (1, 3) OBP: 0.362, SLG: 0.450		C SI 93 B SL 85 B SL 84 X SI 94 2-1 ① L1		C SL 86 B SL 84 X SL 84 1-1 2 G4-6-3 1B			C FF 96 B FF 96 F FF 96 X KC 87 1-2 ① L7		C SI 94 X CU 81 0-1 ② G4-3	4	0	1	0	0	0	0
2 Justin Turner, R (1, 6) OBP: 0.306, SLG: 0.347		C SI 92 S CH 80 F SL 81 B SI 95 F SL 79 B SI 95 X CU 78 2-2 ② G5-3		C SI 94 S SL 83 D SL 84 F SI 95 X SL 82 1-2 ②③ G4-6-3 1-2f			B FF 96 X FF 96 1-0 HR		C SI 93 B SL 88 F SI 94 B SI 94 S SI 94 2-3 ③ K	4	1	1	1	0	1	1
12 Juan Lagares, R (1, 8) OBP: 0.308, SLG: 0.399		B SI 93 C SI 94 B CH 81 S CH 80 F SI 94 B CU 78 S CH 81 3-3 ③ K2-3			C SI 91 C SI 92 F SI 94 X CH 79 0-2 4 E 1B		B FF 96 B KC 88 C FF 96 X FF 95 2-1 2B			3	0	2	0	0	1	0
15 Travis d'Arnaud, R (1, 2) OBP: 0.250, SLG: 0.250			C SI 91 S SI 92 S SI 94 0-3 ① K		B SI 92 S SI 92 X SI 93 1-1 ① F8		C FF 95 X KC 86 0-1 ② F9			3	0	0	0	0	1	2
4 Wilmer Flores, R (1, 5) OBP: 0.266, SLG: 0.301			B CH 79 F SI 93 F SI 94 F CU 79 F SI 95 F SL 81 F CH 81 S SI 95 1-3 ② K		C SL 80 1 SAFE S SI 94 S SI 94 0-3 ② K 1-3		B KC 85 T FF 95 C KC 85 X FF 95 1-2 ③ L8			3	0	0	0	0	2	2
Inning Stats	R: 0 E: 0 K: 3 S: 15 H: 1 LOB: 1 BB: 0 P: 20	R: 0 E: 0 K: 1 S: 11 H: 0 LOB: 0 BB: 0 P: 18	R: 0 E: 0 K: 3 S: 18 H: 1 LOB: 2 BB: 0 P: 22	R: 0 E: 0 K: 1 S: 9 H: 1 LOB: 0 BB: 0 P: 13	R: 0 E: 1 K: 1 S: 10 H: 1 LOB: 1 BB: 0 P: 13	R: 0 E: 0 K: 3 S: 9 H: 0 LOB: 0 BB: 0 P: 11	R: 1 E: 0 K: 0 S: 11 H: 2 LOB: 1 BB: 0 P: 16	R: 0 E: 0 K: 1 S: 6 H: 1 LOB: 0 BB: 0 P: 9	R: 0 E: 0 K: 2 S: 8 H: 0 LOB: 0 BB: 0 P: 10	1B: 5 2B: 1 3B: 0 HR: 1 SF: 0 SAC: 0 DP: 1 HBP: 1						

PITCHER		IP	WLS	BF	H	R	ER	SO	BB	IBB	HBP	BLK	WP	HR	S	P	ERA	WHIP
26 Scott Kazmir, L ERA: 4.17	(1, 1)	6.0	W	22	4	0	0	12	0	0	1	0	0	0	72	97	0.00	0.667
37 Cody Allen, R ERA: 2.45	(7, 1)	1.0		5	2	1	1	0	0	0	0	0	0	1	11	16	9.00	2.000
38 Joe Smith, R ERA: 2.43	(8, 1)	1.0	H	3	1	0	0	1	0	0	0	0	0	0	6	9	0.00	1.000
32 Matt Albers, R ERA: 3.46	(9, 1)	1.0		3	0	0	0	2	0	0	0	0	0	0	8	10	0.00	0.000

PITCHER	IP	WLS	BF	H	R	ER	SO	BB	IBB	HBP	BLK	WP	HR	S	P	ERA	WHIP

TOP

New York Mets @ Cleveland Indians

Progressive Field, Cleveland, OH

Fri Sep 06 2013, 7:07 PM - 10:04 PM EDT

Att. 15,962 - Cloudy - 69 F

livebaseballscorecards.com

AB	32
R	1
H	7
RBI	1
BB	0
SO	15
LOB	10

WP: 0 PA: 33
PB: 0
SB: 0
CS: 1

Batter	1	2	3	4	5	6	7	8	9	AB	R	H	RBI	BB	SO	LOB
24 Michael Bourn, L (1, 8) OBP: 0.318, SLG: 0.345	C FF 95 B FF 95 B FF 94 F FF 94 X FF 96 2-2 22 BB 33 1B 41 SF8 1B	1 SAFE B FF 94 B SI 93 X FF 94 2-0 ② SF9 3-H			F FF 94 1 SAFE 1 SAFE B SI 94 C CU 78 B FF 96 1 SAFE F FF 94 B SI 95 4-2 B FF 95 12 BB 41 1B 1-2 BB	C SL 84 B FF 93 B SL 82 S SL 83 X FF 94 2-2 ③ F7		B SL 79 B SL 80 B SL 79 B SI 86 4-0 33 HR BB		2	2	1	1	2	0	0
33 Nick Swisher, S (1, 3) OBP: 0.334, SLG: 0.399	C FF 95 1 SAFE X FF 96 0-1 22 BB 1-2 1B	1 SAFE B FF 94 C FC 85 B FC 86 2-1 ③ CS 1-2	X FF 93 0-0 ① P2		B FC 88 X SI 95 1-0 ① F9 2-3		C FF 93 B FF 92 B FF 92 B SL 82 X FF 92 3-1 ① G4-3	B SI 88 C CH 79 S SL 82 F SI 88 F SI 88 X SL 81 1-2 1-H 2-H 3-H HR		5	1	2	4	0	0	2
22 Jason Kipnis, L (1, 4) OBP: 0.366, SLG: 0.464 4 Mike Aviles, R (9, 5) OBP: 0.287, SLG: 0.392	B CU 78 B FF 96 B FF 95 B FF 96 4-0 1-2 2-3 BB		B FF 93 C SI 93 B CU 78 F SI 94 B FC 88 C FC 87 3-3 ② K		D FC 88 1 SAFE F FF 94 B FF 93 S FF 95 1 SAFE S FF 96 2-3 ② K		C FF 92 X FF 92 0-1 ② F8	B SI 87 C SI 86 S SL 80 B SL 81 C SI 86 2-3 ② K		4 0	0 0	0 0	1 0	3 0	3 0	0 0
41 Carlos Santana, S (1, 10) OBP: 0.372, SLG: 0.447	B FF 97 C FF 96 S FF 96 X FF 96 1-2 ① SF8 3-H	B SI 93 B FF 94 B FF 94 B FF 94 4-0 12 FC5-6 BB			B FF 95 X SI 93 1-0 12 BB 1-2 3-H 1B		C FF 93 B SL 84 B FF 93 B SL 83 B SL 83 4-1 7 1B BB	C FF 86 B SI 86 S SL 78 F SI 86 F SI 87 F SI 80 X SI 87 1-2 ③ G6-3		2	0	1	2	2	0	1
12 Jason Kubel, L (1, 7) OBP: 0.299, SLG: 0.327 7 Matt Carson, R (5, PR) OBP: 0.667, SLG: 0.667 (6, 7)	C CU 78 B FF 95 T FF 95 B FF 94 B FC 88 S FF 96 3-3 ② K	X FF 94 0-0 ③ FC5-6 1-2f			B CU 78 C CU 78 F FF 94 B CU 78 F CU 78 F FF 93 B FC 86 B FC 87 4-2 1-2 2-3 BB		F FF 93 S SL 83 X FF 94 0-2 1-3 1B			2 1	0 0	0 1	0 0	1 0	1 0	3 0
13 Asdrúbal Cabrera, S (1, 6) OBP: 0.290, SLG: 0.376	C CU 79 C FF 94 X FF 94 0-2 ③ P5	B FF 94 F FF 94 F FF 94 B FC 86 F FC 88 F FF 95 X CU 79 2-2 ① G3	X FF 93 0-0 ③ F8				1 SAFE X FF 94 0-0 ③ G4-3			4	0	0	0	0	0	7
10 Yan Gomes, R (1, 2) OBP: 0.346, SLG: 0.507		X SI 95 0-0 ① G6-3	B FF 94 C FC 86 X FC 85 1-1 8 G3-6-1 1B			B FF 93 S FF 93 S SL 83 B FF 94 X SL 84 2-2 8 2B 2B		C FF 91 B SL 82 C SL 82 F FF 93 S SL 84 1-3 ① K		4	1	2	0	0	1	0
8 Lonnie Chisenhall, L (1, 5) OBP: 0.272, SLG: 0.390 62 José Ramírez, S (8, PR) (9, 4)		B SI 94 C SI 94 B CU 79 B FF 95 C FF 94 B FF 94 4-2 11 E 24 SF9 BB	1 SAFE X FF 94 0-0 ②③ G3-6-1 1-2f			F FF 94 S SL 84 X SL 84 0-2 ① 2-H 2B		S SL 81 F SL 83 B FF 93 B FF 93 F FF 92 F FF 93 B SL 83 F FF 91 B FF 91 4-2 11 2B 33 HR BB		2 0	1 1	1 0	1 0	2 0	0 0	1 0
11 Drew Stubbs, R (1, 9) OBP: 0.306, SLG: 0.368		B FF 96 S SI 94 B FF 94 X SI 94 2-1 E5 33 CS 1-3			B FF 92 C SI 93 X FF 94 1-1 33 F9 24 S 41 1B 1B	B FF 94 C FF 93 B SL 84 S SL 83 C FF 94 2-3 ② K		1 SAFE 1 SAFE B FF 91 X FF 91 1-0 1-3 33 HR 2B		4	2	2	0	0	1	1
Inning Stats	R: 1 E: 0 K: 1 S: 14 H: 2 LOB: 2 BB: 1 P: 24	R: 1 E: 1 K: 0 S: 7 H: 0 LOB: 0 BB: 1 P: 17	R: 0 E: 0 K: 1 S: 5 H: 0 LOB: 1 BB: 1 P: 12	R: 0 E: 0 K: 0 S: 8 H: 1 LOB: 0 BB: 0 P: 11	R: 1 E: 0 K: 1 S: 15 H: 2 LOB: 3 BB: 2 P: 28	R: 1 E: 0 K: 1 S: 12 H: 2 LOB: 0 BB: 0 P: 18	R: 0 E: 0 K: 0 S: 9 H: 1 LOB: 2 BB: 1 P: 16	R: 4 E: 0 K: 2 S: 24 H: 2 LOB: 1 BB: 2 P: 38		1B: 6 2B: 3 3B: 0 HR: 1 SF: 2 SAC: 0 DP: 1 HBP: 0						

PITCHER		IP	WLS	BF	H	R	ER	SO	BB	IBB	HBP	BLK	WP	HR	S	P	ERA	WHIP
45 Zack Wheeler, R ERA: 3.38	(1, 1)	5.0	L	24	5	3	2	3	5	0	0	0	0	0	49	92	3.60	2.000
71 Gonzalez Germen, R ERA: 4.44	(6, 1)	2.0		9	3	1	1	1	1	0	0	0	0	0	21	34	4.50	2.000
30 David Aardsma, R ERA: 4.96	(8, 1)	0.1		3	1	3	3	1	1	0	0	0	0	0	10	16	81.00	6.000
40 Tim Byrdak, L ERA: 9.0	(8, 1)	0.2		4	1	1	1	1	1	0	0	0	0	1	14	22	13.50	3.000

PITCHER	IP	WLS	BF	H	R	ER	SO	BB	IBB	HBP	BLK	WP	HR	S	P	ERA	WHIP

BOTTOM

New York Mets @ Cleveland Indians

Progressive Field, Cleveland, OH

Fri Sep 06 2013, 7:07 PM - 10:04 PM EDT

Att. 15,962 - Cloudy - 69 F

livebaseballscorecards.com

AB	30
R	8
H	10
RBI	8
BB	8
SO	6
LOB	18

New York Mets @ Cleveland Indians

Progressive Field, Cleveland, OH

Sat Sep 07 2013, 6:08 PM - 9:03 PM EDT

Att. 21,453 - Partly Cloudy - 82 F

TOP

livebaseballscorecards.com

Batter	1	2	3	4	5	6	7	8	9	AB	R	H	RBI	BB	SO	LOB
22 Eric Young Jr., S (1, 7) OBP: 0.320, SLG: 0.347	C SI 95 S SI 95 B FF 94 B SI 96 X SI 96 2-2 19 G4-6-3 1B		X SI 93 0-0 ① SH5-3 1-2			C CU 80 F CH 85 B SL 90 B SI 93 B CU 82 F SI 94 B SL 89 4-2 19 S 2 2B BB	F FC 96 X FC 94 0-1 ② FC4-6 1-2f			2	1	1	0	1	0	1
28 Daniel Murphy, L (1, 4) OBP: 0.312, SLG: 0.403	C SI 93 X SI 93 0-1 ① F9		C CU 82 B SI 94 X SI 94 1-1 ② F7			B CU 76 C FF 93 S CU 77 F CU 77 C FF 93 1-3 ① K	D SI 91 X SI 92 1-0 ③ G1-3			4	0	0	0	0	1	4
19 Zach Lutz, R (1, 10) OBP: 0.364, SLG: 0.333	F SI 94 1 SAFE X SL 90 0-1 ② ③ G4-6-3 1-2f		B SI 94 B CU 83 C SI 95 X SI 94 2-1 ③ G5-3			1 SAFE B FF 94 B CU 76 C FF 93 C CU 77 S CU 77 2-3 ② K 1-2		S SI 90 B SI 89 B SL 85 X SI 91 2-1 ① G6-3		4	0	0	0	0	1	3
21 Lucas Duda, L (1, 3) OBP: 0.361, SLG: 0.445		B SI 94 F SI 94 C SL 89 C SI 93 1-3 ① K	C SI 93 S CH 86 S CU 84 0-3 ① K			B CU 76 B FF 93 B FF 93 C FF 93 B CU 76 4-1 2 2B BB		S SI 92 C SL 82 S SL 86 0-3 ② K2-3		3	1	0	0	1	3	0
2 Justin Turner, R (1, 5) OBP: 0.311, SLG: 0.356		C SI 94 B SL 92 C SI 95 X CU 83 1-2 12 G1-3 6 1B 1B	C SI 94 C SI 94 S SI 95 0-3 ② K			C SL 79 S FF 91 B FF 91 F SL 80 X FF 92 1-2 1-H 2-H 12 1B 2B		C FF 95 B SL 84 B FF 96 X FF 95 2-1 ③ F7		4	2	2	2	0	1	0
12 Juan Lagares, R (1, 9) OBP: 0.308, SLG: 0.397		C SI 94 B SI 94 X SL 90 1-1 ② G1-3 1-2	F SL 90 C SI 96 F CU 85 S CU 84 0-3 ③ K2-3			B FF 90 C FF 91 X SL 80 1-1 2-H 1B			C FF 95 X FF 96 0-1 ① G4-3	4	0	1	1	0	1	1
6 Matthew den Dekker, L (1, 8) OBP: 0.304, SLG: 0.409		S SI 95 B SL 90 B SI 95 F SI 94 B SI 96 X SL 90 3-2 2-H 1B			X SI 91 0-0 3 G4-6-3 1B	S FF 96 C FF 96 1 SAFE B SL 84 S FF 96 1-3 ③ K			B CU 82 F FF 95 S FF 96 X CH 90 1-2 ② G3	4	0	2	1	0	1	1
15 Travis d'Arnaud, R (1, 2) OBP: 0.234, SLG: 0.232		C SI 94 B SI 94 B SL 91 S SI 95 B SI 96 X SI 95 3-2 ③ G2-3			C SI 93 S SL 87 B FF 94 S CU 84 1-3 ① K		C FC 94 F FC 94 B FC 95 F FC 95 X SL 80 1-2 ① G5-3		B FF 96 S FF 96 B FF 97 X FF 97 2-1 ③ F8	4	0	0	0	0	1	2
3 Omar Quintanilla, L (1, 6) OBP: 0.317, SLG: 0.297			X SI 93 0-0 22 SH5-3 1B		X SI 92 0-0 ② ③ G4-6-3 1-2f		B FC 95 S FC 95 B FC 96 S FC 94 X FC 96 2-2 22 FC4-6 1B			3	0	2	0	0	0	1
Inning Stats	R: 0 E: 0 K: 0 S: 7 H: 1 LOB: 0 BB: 0 P: 9	R: 1 E: 0 K: 1 S: 14 H: 2 LOB: 1 BB: 0 P: 23	R: 0 E: 0 K: 0 S: 6 H: 1 LOB: 1 BB: 0 P: 9	R: 0 E: 0 K: 3 S: 10 H: 0 LOB: 0 BB: 0 P: 10	R: 0 E: 0 K: 1 S: 5 H: 1 LOB: 0 BB: 0 P: 6	R: 3 E: 0 K: 3 S: 20 H: 2 LOB: 1 BB: 2 P: 34	R: 0 E: 0 K: 0 S: 10 H: 1 LOB: 1 BB: 0 P: 14	R: 0 E: 0 K: 1 S: 7 H: 0 LOB: 0 BB: 0 P: 11	R: 0 E: 0 K: 0 S: 7 H: 0 LOB: 0 BB: 0 P: 10	1B: 7 2B: 1 3B: 0 HR: 0	SF: 0 SAC: 1 DP: 2 HBP: 0		WP: 0 PB: 0 SB: 1 CS: 0	PA: 35			

	AB	32
	R	4
	H	8
	RBI	4
	BB	2
	SO	9
	LOB	13

PITCHER		IP	WLS	BF	H	R	ER	SO	BB	IBB	HBP	BLK	WP	HR	S	P	ERA	WHIP
28 Corey Kluber, R	(1, 1)	5.0	W	19	5	2	2	5	1	0	0	0	0	0	45	64	3.60	1.200
ERA: 3.54																		
53 Rich Hill, L	(6, 1)	0.2		3	0	0	0	2	1	0	0	0	0	0	8	15	0.00	1.500
ERA: 6.32																		
52 Vinnie Pestano, R	(6, 1)	0.0		2	2	2	2	0	0	0	0	0	0	0	6	8	∞	∞
ERA: 4.32																		
50 Nick Hagadone, L	(6, 1)	0.1	H	1	0	0	0	1	0	0	0	0	0	0	3	4	0.00	0.000
ERA: 5.46																		
27 Bryan Shaw, R	(7, 1)	0.2	H	3	1	0	0	0	0	0	0	0	0	0	9	12	0.00	1.500
ERA: 3.9																		

PITCHER		IP	WLS	BF	H	R	ER	SO	BB	IBB	HBP	BLK	WP	HR	S	P	ERA	WHIP
35 Marc Rzepczynski, L	(7, 1)	1.0	H	3	0	0	0	1	0	0	0	0	0	0	6	9	0.00	0.000
ERA: 4.13																		
59 Carlos Carrasco, R	(8, 1)	1.1		4	0	0	0	0	0	0	0	0	0	0	9	14	0.00	0.000
ERA: 6.65																		

Batter	1	2	3	4	5	6	7	8	9	AB	R	H	RBI	BB	SO	LOB
24 Michael Bourn, L (1, 8) OBP: 0.317, SLG: 0.344	C FC 90 B FF 89 F FF 89 B FF 93 F FF 91 B SI 93 X FF 93 3-2 33 S 33 2B 1B	C FF 90 F SI 91 X CU 78 0-2 ① P4		C FF 90 S FC 90 S CU 79 0-3 ② K		C FF 91 C FF 90 1 SAFE D CU 79 S FC 88 1-3 ③ K		B FF 89 B SL 85 F FF 91 F FF 91 X FF 92 2-2 ② F9		5	1	1	0	0	2	2
33 Nick Swisher, S (1, 3) OBP: 0.336, SLG: 0.408	C SI 92 F FF 91 B FF 92 B FF 92 X FF 92 2-2 22 SH 41 1B 1-H 2B	B CH 84 B CH 85 C SI 92 X SI 91 2-1 HR		B CU 78 S CU 78 B CU 77 F CU 78 C FF 90 2-3 ③ K			B FF 91 B FF 91 F FF 91 B FF 92 B FF 92 4-1 22 FC4-6 BB	C FF 92 C SL 82 S SL 83 0-3 ③ K		4	2	2	2	1	2	1
22 Jason Kipnis, L (1, 4) OBP: 0.366, SLG: 0.463 62 José Ramírez, S (9, 4)	X CU 78 0-0 SH 10 1B 41 1B 9 2B 2-3	C FF 92 X CU 79 0-1 ② G4-3			C SI 88 F FF 88 B FF 92 X CU 76 1-2 41 L6-3 1B		B FF 91 C SL 88 F SL 86 B SL 87 X SL 88 2-2 ① FC4-6 10 S 13 HR 1-2f			3 0	2 0	1 0	0 0	0 0	0 0	1 0
41 Carlos Santana, S (1, 10) OBP: 0.371, SLG: 0.445	1 SAFE B SI 92 C FF 91 C SI 93 F FF 91 1 SAFE B CU 81 F FC 86 F SI 93 2-2 X FF 82 10 1B 9 2B 1-2 3-H 1B	C SI 90 B SI 86 B SI 90 X FF 90 2-1 ③ G6-3			F FC 89 X SI 90 0-1 ①② L6-3 1-1		1 SAFE B FF 91 C SL 86 B SL 87 F SL 86 1 SAFE X FF 93 2-2 ② F8			4	1	1	1	0	0	2
10 Yan Gomes, R (1, 2) OBP: 0.352, SLG: 0.507	F SI 93 B FF 93 X CU 80 1-1 9 2B 1-2 2-3 1B		X SI 90 0-0 ① F7		B SI 91 B FF 90 B FF 90 C FF 90 F FF 90 B FC 90 4-2 BB		B SL 86 C SL 88 F FF 93 D CU 81 B FF 93 D SL 87 4-2 13 HR 1-3 BB			2	2	1	0	2	0	0
13 Asdrúbal Cabrera, S (1, 6) OBP: 0.290, SLG: 0.382	F SI 93 C FF 93 X FF 94 0-2 ① F9		B FF 90 F FF 91 S SI 89 F FF 92 F CU 78 B FF 92 F FC 91 F SI 92 B FF 86 3-2 ② X FF 81 G6-3		F SI 91 X FC 88 0-1 ③ F7		C FF 93 B SL 88 B SL 87 X FF 92 2-1 1-H 3-H HR			4	1	1	3	0	0	4
9 Ryan Raburn, R (1, 7) OBP: 0.370, SLG: 0.580 7 Matt Carson, R (6, PR) OBP: 0.750, SLG: 0.750 (7, 7)	B FF 94 B SI 85 C FF 92 X FF 94 2-1 4 1B 1-H 2-H 3-H 2B		C FC 85 C SI 91 S FF 90 0-3 ③ K			B CU 74 B CU 75 B SI 88 C FF 89 B FF 92 4-1 BB	X FF 91 0-0 4 S 1B			2 1	0 0	1 1	3 0	1 0	1 0	0 0
4 Mike Aviles, R (1, 5) OBP: 0.290, SLG: 0.397	B SI 93 B SI 92 C FC 91 X FF 91 2-1 11 L3 2-3 1B			X SI 88 0-0 11 G6-3 2B		L FC 88 1 SAFE X FF 90 0-1 ① L8	C SL 86 F FF 91 B CU 79 S SL 87 1-3 ③ K 1-2			4	0	2	0	0	1	2
11 Drew Stubbs, R (1, 9) OBP: 0.303, SLG: 0.365	F CU 78 B FC 91 B SI 92 X SI 92 2-1 ②③ L3 1-1			C CU 76 B SI 91 X SI 91 1-1 ① G6-3 2-3		C SI 90 B SI 90 1 SAFE B SI 91 S FC 90 C SI 92 2-3 ② K		C FF 91 S SL 83 B SL 83 S SL 82 1-3 ① K		4	0	0	0	0	2	4
Inning Stats	R: 5 E: 1 K: 0 S: 25 H: 6 LOB: 1 BB: 0 P: 39	R: 1 E: 0 K: 0 S: 9 H: 1 LOB: 0 BB: 0 P: 13	R: 0 E: 0 K: 1 S: 11 H: 0 LOB: 0 BB: 0 P: 14	R: 0 E: 0 K: 2 S: 9 H: 1 LOB: 1 BB: 0 P: 12	R: 0 E: 0 K: 0 S: 9 H: 1 LOB: 1 BB: 1 P: 14	R: 0 E: 0 K: 1 S: 9 H: 0 LOB: 1 BB: 1 P: 16	R: 3 E: 0 K: 1 S: 15 H: 2 LOB: 1 BB: 2 P: 30	R: 0 E: 0 K: 2 S: 9 H: 0 LOB: 0 BB: 0 P: 12		1B: 6 2B: 5 3B: 0 HR: 2	SF: 0 SAC: 1 DP: 2 HBP: 0					

BOTTOM

New York Mets @ Cleveland Indians

Progressive Field, Cleveland, OH

Sat Sep 07 2013, 6:08 PM - 9:03 PM EDT

Att. 21,453 - Partly Cloudy - 82 F

livebaseballscorecards.com

AB	33
R	9
H	11
RBI	9
BB	4
SO	8
LOB	16

WP: 0 PB: 0 SB: 4 CS: 0 PA: 38

PITCHER		IP	WLS	BF	H	R	ER	SO	BB	IBB	HBP	BLK	WP	HR	S	P	ERA	WHIP
49 Jonathon Niese, L ERA: 3.86	(1, 1)	6.0	L	28	9	6	5	5	2	0	0	0	0	1	72	108	7.50	1.833
50 Scott Atchison, R ERA: 4.62	(7, 1)	1.0		7	2	3	3	1	2	0	0	0	0	1	15	30	27.00	4.000
30 David Aardsma, R ERA: 4.81	(8, 1)	1.0		3	0	0	0	2	0	0	0	0	0	0	9	12	0.00	0.000

PITCHER	IP	WLS	BF	H	R	ER	SO	BB	IBB	HBP	BLK	WP	HR	S	P	ERA	WHIP

Batter	1	2	3	4	5	6	7	8	9	AB	R	H	RBI	BB	SO	LOB
22 Eric Young Jr., S (1, 7) OBP: 0.323, SLG: 0.350	C FF 95 T FF 97 X FF 97 0-2 ① F8		B FF 95 X FF 96 X CH 86 1-1 28 BB 1B		C FF 96 S FF 95 S FF 96 0-3 ② K			B FF 95 B FF 96 C FF 96 B FF 96 B FF 97 4-1 28 2B BB	B FF 94 B FF 94 X FF 94 2-0 2-H 2B	4	0	2	1	1	1	0
28 Daniel Murphy, L (1, 4) OBP: 0.318, SLG: 0.407	X FF 95 0-0 13 1B 1B		1 SAFE B FF 93 B FF 94 1 SAFE B FF 94 C FF 94 F FF 95 B FF 96 4-2 1-2 BB		C SL 83 B SL 82 B FF 96 B FF 95 F FF 96 B FF 96 4-2 BB			C FF 96 1 SAFE T FF 96 F FF 96 F FF 97 P PO 87 1 SAFE F FF 96 F FF 96 1-2 X KC 85 1-3 2B	I IN 76 I IN 80 I IN 80 I IN 81 4-0 13 FC6-4 IBB	2	0	2	0	3	0	0
13 Josh Satin, R (1, 10) OBP: 0.389, SLG: 0.411	T FF 94 B FF 96 X SL 84 1-1 ② 1-3 1B		C SL 84 B FF 96 F FF 94 S FF 97 1-3 ② K		1 SAFE X SI 92 0-0 ③ G5-3			B FF 96 C FF 97 F FF 97 X KC 87 1-2 ① G6-3	C SL 84 C SL 84 B SL 83 B SL 85 X FF 94 2-2 ③ 1-2f FC6-4	5	0	1	0	0	1	7
21 Lucas Duda, L (1, 3) OBP: 0.363, SLG: 0.441	B SL 85 B FF 96 B FF 95 C FF 96 B FF 97 4-1 BB		C SL 84 B SL 87 S FF 96 S FF 98 1-3 ③ K			X SI 93 0-0 ① G5-3		B CU 75 B CU 75 C CU 76 B CU 75 C CU 75 F CU 75 B CU 76 4-2 BB		2	0	0	0	2	1	2
2 Justin Turner, R (1, 5) OBP: 0.314, SLG: 0.376	S FF 95 S FF 97 F FF 97 F FF 96 F FF 95 F FF 97 F FF 98 F FF 97 S FF 98 0-3 ③ K			B SL 85 B FF 94 F FF 96 B FF 96 X FF 96 3-1 HR		B SI 93 X SI 94 1-0 6 CS 1B		C SI 90 C SL 83 F SI 89 F SL 83 B SI 89 F SL 82 B FF 91 F SI 90 F SI 89 2-3 ② S SL 83 K		4	1	2	1	0	2	5
12 Juan Lagares, R (1, 9) OBP: 0.304, SLG: 0.392		C FF 94 B FF 95 S FF 94 B FF 98 S FF 97 2-3 ① K		T FF 97 B FF 99 F FF 95 B FF 98 F FF 96 X SL 87 2-2 ① G5-3		C SI 94 L SL 88 F SI 94 S CU 80 0-3 ② K		C SL 82 B SI 91 F SI 90 B SL 83 B SL 83 X SI 91 3-2 ③ G3		4	0	0	0	0	2	4
6 Matthew den Dekker, L (1, 8) OBP: 0.296, SLG: 0.385		S B FF 96 S SL 86 B FF 98 B FF 98 S FF 98 3-3 ② K		S FF 96 X SL 85 0-1 ② F7		1 SAFE F FF 93 1 SAFE B SI 93 S FF 94 1 SAFE 1 SAFE B FF 95 2-2 ③ 1-2 CS	X SI 94 0-0 ① G6-3		X FF 94 0-0 20 SH3-4 22 2B 1B	4	1	1	0	0	1	0
20 Anthony Recker, R (1, 2) OBP: 0.262, SLG: 0.402		B FF 98 C FF 97 B SL 88 S FF 97 F FF 99 F SL 86 S FF 98 2-3 ③ K		S FF 96 S FF 98 F FF 98 B FF 97 C FF 97 1-3 ③ K			X SI 93 0-0 ② G5-3		X FF 92 0-0 ① SH3-4 1-2	3	0	0	0	0	2	0
3 Omar Quintanilla, L (1, 6) OBP: 0.313, SLG: 0.293			B FF 94 F FF 93 C SL 85 B FF 97 B FF 96 S FF 97 3-3 ① K		B FF 94 B FF 95 S FF 95 X FF 94 2-1 ① B1-3		B SI 94 B SI 94 X SI 93 2-0 ③ G6-3		B FF 95 S FF 92 B FF 94 S FF 93 T FF 93 2-2 ② K	4	0	0	0	0	2	1
Inning Stats	R: 0 E: 0 K: 1 S: 16 H: 2 LOB: 2 BB: 1 P: 21	R: 0 E: 0 K: 3 S: 11 H: 0 LOB: 0 BB: 0 P: 18	R: 0 E: 0 K: 3 S: 13 H: 1 LOB: 2 BB: 1 P: 23	R: 1 E: 0 K: 1 S: 12 H: 1 LOB: 0 BB: 0 P: 18	R: 0 E: 0 K: 1 S: 8 H: 0 LOB: 1 BB: 1 P: 14	R: 0 E: 0 K: 1 S: 8 H: 1 LOB: 0 BB: 0 P: 11	R: 0 E: 0 K: 0 S: 3 H: 0 LOB: 0 BB: 0 P: 5	R: 0 E: 0 K: 1 S: 26 H: 1 LOB: 3 BB: 2 P: 40	R: 1 E: 0 K: 1 S: 9 H: 2 LOB: 2 BB: 1 P: 19	1B: 5 2B: 2 3B: 0 HR: 1 SF: 0 SAC: 1 DP: 0 HBP: 0						

TOP

New York Mets @ Cleveland Indians

Progressive Field, Cleveland, OH

Sun Sep 08 2013, 1:07 PM - 4:49 PM EDT

Att. 13,317 - Partly Cloudy - 74 F

livebaseballscorecards.com

AB	32
R	2
H	8
RBI	2
BB	6
SO	12
LOB	19

PITCHER		IP	WLS	BF	H	R	ER	SO	BB	IBB	HBP	BLK	WP	HR	S	P	ERA	WHIP
31 Danny Salazar, R ERA: 2.92	(1, 1)	4.0		17	4	1	1	8	2	0	0	0	0	1	52	80	2.25	1.500
50 Nick Hagadone, L ERA: 5.34	(5, 1)	0.2		3	0	0	0	1	1	0	0	0	0	0	7	13	0.00	1.500
32 Matt Albers, R ERA: 3.32	(5, 1)	2.1		7	1	0	0	1	0	0	0	0	0	0	12	17	0.00	0.429
37 Cody Allen, R ERA: 2.44	(8, 1)	0.1		3	1	0	0	0	1	0	0	0	0	0	12	17	0.00	6.000
53 Rich Hill, L ERA: 6.32	(8, 1)	0.0		1	0	0	0	0	1	0	0	0	0	0	3	7	∞	∞
38 Joe Smith, R ERA: 2.4	(8, 1)	0.2		2	0	0	0	1	0	0	0	0	0	0	11	16	0.00	0.000
54 Chris Perez, R ERA: 3.7	(9, 1)	1.0	L	6	2	1	1	1	0	1	0	0	0	0	9	19	9.00	2.000

BOTTOM

New York Mets @ Cleveland Indians

Progressive Field, Cleveland, OH

Sun Sep 08 2013, 1:07 PM - 4:49 PM EDT

Att. 13,317 - Partly Cloudy - 74 F

livebaseballscorecards.com

Batter	1	2	3	4	5	6	7	8	9	AB	R	H	RBI	BB	SO	LOB
24 Michael Bourn, L (1, 8) OBP: 0.314, SLG: 0.341	B FC 87 C FF 87 B SI 88 F FC 87 C SL 78 2-3 K ①		C CU 73 X FC 89 0-1 F8 ③			F FF 86 F FS 82 B SL 78 F FS 81 F FC 88 B CU 74 F FC 88 X FC 90 2-2 F8 ①	F FF 95 B FF 96 B CU 82 F FF 95 B FF 95 F FF 97 F FF 97 F FF 98 X FF 96 3-2 F8 ③			4	0	0	0	0	1	1
33 Nick Swisher, S (1, 3) OBP: 0.338, SLG: 0.408 62 José Ramírez, S (8, PR) 7 Matt Carson, R (9, 7) OBP: 0.750, SLG: 0.750	B FF 89 B CU 73 S FF 89 F FC 88 S SL 77 2-3 K ②			C CU 73 C FF 90 B FF 89 X FF 91 1-2 22 BB 1B		B FS 79 X FF 89 1-0 F8 ②		B CU 83 B FF 95 B FF 95 B FF 96 4-0 10 BB 41 1B BB		3 0 0	0 0 0	1 0 0	0 0 0	1 0 0	1 0 0	0 0 0
22 Jason Kipnis, L (1, 4) OBP: 0.367, SLG: 0.462	C FF 90 X FF 90 0-1 F7 ③			F FC 87 B CU 72 B CU 72 F FC 89 B SL 79 F FC 89 1 SAFE B SI 90 4-2 1-2 BB		C FS 81 B FC 89 X FF 92 1-1 12 1B 41 BB 13 HBP 1B		1 SAFE C FF 84 F SI 84 1 SAFE S CU 74 0-3 K ①		3	1	1	0	1	1	1
41 Carlos Santana, S (1, 2) OBP: 0.372, SLG: 0.444 (9, 3)		C FF 86 C CU 71 B SL 79 X SI 89 1-2 G4-3 ①		C SL 79 F FC 89 F SL 80 X FF 92 0-2 F4 ①		1 SAFE B FC 88 1 SAFE B CU 71 B FS 81 C FF 88 1 SAFE B SL 78 4-1 13 HBP 12 1B 1-2 BB		C FF 85 S SI 85 B CH 73 1 SAFE X CH 74 1-2 10 BB 1-2 1B		3	0	1	0	1	0	2
12 Jason Kubel, L (1, 7) OBP: 0.299, SLG: 0.327 10 Yan Gomes, R (8, PH) OBP: 0.355, SLG: 0.507 (9, 2)		B CU 73 B FF 90 F FF 89 F FF 90 F FC 90 S SL 79 2-3 K ②		F FF 90 B CU 74 B FS 78 C SL 80 S FF 92 2-3 K ②		B FF 92 B FS 82 X FF 92 2-0 13 HBP 1-2 2-3 1B		B FF 94 B FS 84 F FF 93 B FF 92 B FS 84 4-1 13 G4-6-3 1-2 2-3 BB		3 0	0 0	1 0	0 0	0 1	2 0	2 0
13 Asdrúbal Cabrera, S (1, 6) OBP: 0.290, SLG: 0.379		F FF 90 B FC 90 X FC 89 1-1 G3 ③		D CU 75 C FF 91 F FF 91 X SL 79 1-2 F7 ③		B FF 97 H FF 96 2-0 1-2 2-3 3-H HBP		F FF 93 X FS 84 0-1 G4-6-3 ②③ 1-2f		3	0	0	1	0	0	5
25 Jason Giambi, L (1, 10) OBP: 0.278, SLG: 0.372 4 Mike Aviles, R (9, PR) OBP: 0.290, SLG: 0.397			C FF 88 F FC 87 B SI 89 B SL 78 B SL 76 F FC 90 F SL 80 B FF 91 4-2 BB		B FF 87 F FF 88 F FF 89 F SL 78 B FC 90 X SI 89 2-2 G4-3 ①	X FF 96 0-0 G4-3 ③		X FF 94 0-0 11 CS 1B		3 0	0 0	1 0	0 0	1 0	0 0	3 0
8 Lonnie Chisenhall, L (1, 5) OBP: 0.268, SLG: 0.384			B SI 89 B SL 76 X FF 90 2-0 P6 ①		B FC 90 C FF 90 F FF 89 B SL 79 X FF 91 2-2 L8 ②		B FF 96 X FF 96 1-0 G1-3 ①	1 SAFE S FF 94 X FF 94 0-1 F7 ①		4	0	0	0	0	0	2
11 Drew Stubbs, R (1, 9) OBP: 0.300, SLG: 0.361			F SI 89 B SL 78 F FC 89 S FC 91 1-3 K ②		M CU 72 B CU 73 S SL 79 B SL 79 C SL 80 2-3 K ③		C FF 97 B CU 83 C FF 96 B FF 96 B CU 84 S FF 95 3-3 K ②		B FF 95 C FF 95 C FF 96 S FF 96 1-3 K ②③ 1-2	4	0	0	0	0	4	2
Inning Stats	R: 0 H: 0 E: 0 LOB: 0 K: 2 BB: 0 S: 8 P: 12	R: 0 H: 0 E: 0 LOB: 0 K: 1 BB: 0 S: 9 P: 13	R: 0 H: 0 E: 0 LOB: 1 K: 1 BB: 1 S: 10 P: 17	R: 0 H: 1 E: 0 LOB: 2 K: 1 BB: 1 S: 16 P: 24	R: 0 H: 0 E: 0 LOB: 0 K: 1 BB: 0 S: 10 P: 16	R: 1 H: 2 E: 0 LOB: 3 K: 0 BB: 1 S: 12 P: 24	R: 0 H: 0 E: 0 LOB: 0 K: 1 BB: 0 S: 10 P: 17	R: 0 H: 1 E: 0 LOB: 3 K: 1 BB: 2 S: 9 P: 18	R: 0 H: 1 E: 0 LOB: 1 K: 1 BB: 0 S: 6 P: 7	1B: 5 SF: 0 2B: 0 SAC: 0 3B: 0 DP: 1 HR: 0 HBP: 1						

PITCHER	IP	WLS	BF	H	R	ER	SO	BB	IBB	HBP	BLK	WP	HR	S	P	ERA	WHIP
16 Daisuke Matsuzaka, R (1, 1) ERA: 8.0	5.2		23	3	1	1	6	3	0	0	0	0	0	64	103	1.59	1.059
38 Vic Black, R (6, 1) ERA: 3.86	1.1	B	6	0	0	0	1	1	0	1	0	0	0	11	24	0.00	0.750
55 Pedro Feliciano, L (8, 1) ERA: 4.7	0.1		2	1	0	0	1	0	0	0	0	0	0	6	7	0.00	3.000
48 Frank Francisco, R (8, 1) ERA:	0.2	W	2	0	0	0	0	1	0	0	0	0	0	3	7	0.00	1.500
32 LaTroy Hawkins, R (9, 1) ERA: 3.36	1.0	S	3	1	0	0	1	0	0	0	0	0	0	6	7	0.00	1.000

PITCHER	IP	WLS	BF	H	R	ER	SO	BB	IBB	HBP	BLK	WP	HR	S	P	ERA	WHIP

AB	30
R	1
H	5
RBI	1
BB	5
SO	9
LOB	18

1B: 5 SF: 0
2B: 0 SAC: 0
3B: 0 DP: 1
HR: 0 HBP: 1

WP: 0 PA: 36
PB: 0
SB: 0
CS: 1

Kansas City Royals @ Cleveland Indians

Progressive Field, Cleveland, OH

Mon Sep 09 2013, 7:08 PM - 9:46 PM EDT

Att. 9,794 - Partly Cloudy - 77 F

TOP

livebaseballscorecards.com

Batter	1	2	3	4	5	6	7	8	9	AB	R	H	RBI	BB	SO	LOB
4 Alex Gordon, L (1, 7) OBP: 0.330, SLG: 0.433	F7		FC3-2 64 S 3-H			E5 35 1B 1B		HR 2-H	F8	5	2	2	2	0	0	4
64 Emilio Bonifácio, S (1, 4) OBP: 0.289, SLG: 0.335	G6-3		K 1-2			G5-3		K		4	0	0	0	0	2	2
35 Eric Hosmer, L (1, 3) OBP: 0.357, SLG: 0.452	1B			K		1B 2-H		G4-3		4	0	2	1	0	1	0
16 Billy Butler, R (1, 10) OBP: 0.378, SLG: 0.419	L7			K		K		G1-3		4	0	0	0	0	2	2
13 Salvador Perez, R (1, 2) OBP: 0.320, SLG: 0.424 17 Chris Getz, L (9, PR) OBP: 0.291, SLG: 0.279		6 FC6-4 1B		G5-3			K		SH1-4 7 BB 8 1B	4 0	0 0	2 0	0 0	0 0	1 0	0 0
8 Mike Moustakas, L (1, 5) OBP: 0.284, SLG: 0.359 37 Pedro Ciriaco, R (9, PR) OBP: 0.289, SLG: 0.350		K			K		K		4-0 7 SH1-4 1-2 BB	3 0	0 0	0 0	0 0	1 0	3 0	1 0
6 Lorenzo Cain, R (1, 9) OBP: 0.319, SLG: 0.356 7 David Lough, L (9, PH) OBP: 0.306, SLG: 0.403	FC6-4 1 CS 1-2f			K		K	1B		SH1-4 1-2 2-3	3 0	0 0	1 0	0 0	0 0	1 0	1 0
1 Jarrod Dyson, L (1, 8) OBP: 0.327, SLG: 0.385 23 Carlos Pena, L (9, PH) OBP: 0.321, SLG: 0.346	CS 1-2		2 G1-3 4 FC3-2 2B		CS 2 1B		K		K	3 1	0 0	2 0	0 0	0 0	1 1	1 3
2 Alcides Escobar, R (1, 6) OBP: 0.258, SLG: 0.296 26 George Kottaras, L (9, PH) OBP: 0.355, SLG: 0.379			G1-3 2-3		CS 1-2	G1-3		4 HR 2B	BB	3 0	1 0	1 0	0 0	0 1	0 0	1 0
Inning Stats	R: 0 E: 0 K: 0 S: 9 H: 1 LOB: 1 BB: 0 P: 15	R: 0 E: 0 K: 1 S: 7 H: 1 LOB: 0 BB: 0 P: 11	R: 0 E: 0 K: 1 S: 9 H: 1 LOB: 1 BB: 0 P: 15	R: 0 E: 0 K: 2 S: 9 H: 0 LOB: 0 BB: 0 P: 12	R: 0 E: 0 K: 2 S: 7 H: 1 LOB: 0 BB: 0 P: 13	R: 1 E: 1 K: 1 S: 12 H: 2 LOB: 1 BB: 0 P: 17	R: 0 E: 0 K: 3 S: 11 H: 1 LOB: 1 BB: 0 P: 16	R: 2 E: 0 K: 1 S: 13 H: 2 LOB: 0 BB: 0 P: 23	R: 0 E: 0 K: 1 S: 14 H: 1 LOB: 3 BB: 2 P: 27	1B: 7 2B: 2 3B: 0 HR: 1 SF: 0 SAC: 1 DP: 0 HBP: 0						

	AB	34
	R	3
	H	10
	RBI	3
	BB	2
	SO	12
	LOB	15

WP: 0 PB: 0 SB: 1 CS: 2 PA: 39

PITCHER		IP	WLS	BF	H	R	ER	SO	BB	IBB	HBP	BLK	WP	HR	S	P	ERA	WHIP
30 Ubaldo Jiménez, R ERA: 3.62	(1, 1)	7.0	W	26	7	1	0	10	0	0	0	0	0	0	64	99	0.00	1.000
37 Cody Allen, R ERA: 2.71	(8, 1)	0.1	H	3	2	2	2	1	0	0	0	0	0	1	8	14	54.00	6.000
35 Marc Rzepczynski, L ERA: 4.07	(8, 1)	0.1	H	1	0	0	0	0	0	0	0	0	0	0	4	7	0.00	0.000
38 Joe Smith, R ERA: 2.38	(8, 1)	0.1	H	1	0	0	0	0	0	0	0	0	0	0	1	2	0.00	0.000
54 Chris Perez, R ERA: 3.62	(9, 1)	1.0	S	6	1	0	0	1	2	0	0	0	0	0	14	27	0.00	3.000

PITCHER	IP	WLS	BF	H	R	ER	SO	BB	IBB	HBP	BLK	WP	HR	S	P	ERA	WHIP

Batter	1	2	3	4	5	6	7	8	9	AB	R	H	RBI	BB	SO	LOB
24 Michael Bourn, L (1, 8) OBP: 0.312, SLG: 0.338	C FF 90 F FF 91 X FF 94 0-2 ① G6-3		C SL 82 C CH 86 S SL 83 0-3 ② K2-3			S SL 79 C CH 84 X FF 91 0-2 ① L7		B FF 96 B FF 96 X FF 96 2-0 ③ G3-1		4	0	0	0	0	1	0
33 Nick Swisher, S (1, 3) OBP: 0.336, SLG: 0.405	C FF 92 B FF 88 S SL 85 F FF 94 B SL 84 S FF 94 2-3 ② K		F FF 92 F CH 84 B CH 87 S SL 85 1-3 ③ K			C SL 85 B CH 87 X FF 93 1-1 ② G1				3	0	0	0	0	2	0
22 Jason Kipnis, L (1, 4) OBP: 0.365, SLG: 0.460	C FF 92 X FF 89 0-1 ③ G6-3			B FF 91 B FF 92 X FF 92 2-0 ① G4-3		C FF 92 S FF 88 B FF 94 B FF 94 F SL 85 C CH 86 2-3 ③ K				3	0	0	0	0	1	0
41 Carlos Santana, S (1, 10) OBP: 0.372, SLG: 0.450		B FF 94 C SL 83 C CH 88 B SL 87 B FF 94 X SL 84 3-2 ① F8		C SL 82 C CH 86 B FF 93 S SL 87 1-3 ② K2-3			C CH 82 B FF 92 B CH 84 X SL 82 2-1 HR			3	1	1	1	0	1	0
23 Michael Brantley, L (1, 7) OBP: 0.330, SLG: 0.388		B FF 93 X FF 92 1-0 ② L7		C FF 92 X CH 87 0-1 ③ G3-1			B FF 91 X CH 85 1-0 ① G6-3			3	0	0	0	0	0	0
13 Asdrúbal Cabrera, S (1, 6) OBP: 0.290, SLG: 0.385		S SL 84 B FF 93 B FF 89 S FF 94 X FF 94 2-2 HR			X FF 91 0-0 ① G4-3		B FF 92 X CH 86 1-0 ② F8			3	1	1	1	0	0	0
10 Yan Gomes, R (1, 2) OBP: 0.355, SLG: 0.518		C FF 94 S SL 85 B SL 86 S SL 86 1-3 ③ K			C FF 92 F SL 87 B SL 88 F FF 94 B SL 85 B SL 86 X FF 94 3-2 HR		C FF 93 F FF 94 F FF 95 S SL 84 0-3 ③ K			3	1	1	1	0	2	0
62 José Ramírez, S (1, 5) OBP: 0.500, SLG: 0.500 4 Mike Aviles, R (9, 5) OBP: 0.290, SLG: 0.397			C FF 90 B CH 84 X FF 91 1-1 11 G5-3 11 E 1B		B FF 93 C CH 85 B SL 82 F SL 84 F FF 94 X SL 85 2-2 ② F7			B KC 83 X FF 95 1-0 11 K 1B		3 0	1 0	2 0	0 0	0 0	0 0	0 0
11 Drew Stubbs, R (1, 9) OBP: 0.298, SLG: 0.358			1 SAFE S FF 91 C FF 92 1 SAFE 1 SAFE B SL 86 1 SAFE B SL 84 D FF 93 3-2 ① G5-3 F SL 85 F FF 93 F FF 94 1 SAFE X FF 94 1-H		C SL 85 B FF 94 X FF 93 1-1 ③ G4-3			1 SAFE B KC 85 C FF 96 M SI 94 1 SAFE B FF 97 S KC 86 2-3 ① ② K 1-2		3	0	0	0	0	1	1
Inning Stats	R: 0 E: 0 K: 1 S: 9 H: 0 LOB: 0 BB: 0 P: 11	R: 1 E: 0 K: 1 S: 10 H: 1 LOB: 0 BB: 0 P: 17	R: 1 E: 1 K: 2 S: 14 H: 1 LOB: 0 BB: 0 P: 19	R: 0 E: 0 K: 1 S: 6 H: 0 LOB: 0 BB: 0 P: 9	R: 1 E: 0 K: 0 S: 11 H: 1 LOB: 0 BB: 0 P: 17	R: 0 E: 0 K: 1 S: 9 H: 0 LOB: 0 BB: 0 P: 12	R: 1 E: 0 K: 1 S: 8 H: 1 LOB: 0 BB: 0 P: 12	R: 0 E: 0 K: 1 S: 5 H: 1 LOB: 0 BB: 0 P: 10		1B: 2 2B: 0 3B: 0 HR: 3 SF: 0 SAC: 0 DP: 0 HBP: 0				WP: 0 PB: 0 SB: 0 CS: 0 PA: 28		

PITCHER	IP	WLS	BF	H	R	ER	SO	BB	IBB	HBP	BLK	WP	HR	S	P	ERA	WHIP
54 Ervin Santana, R (1, 1) ERA: 3.39	7.0	L	25	4	4	4	7	0	0	0	0	0	3	67	97	5.14	0.571
17 Wade Davis, R (8, 1) ERA: 5.5	1.0		3	1	0	0	1	0	0	0	0	0	0	5	10	0.00	1.000

PITCHER	IP	WLS	BF	H	R	ER	SO	BB	IBB	HBP	BLK	WP	HR	S	P	ERA	WHIP

BOTTOM

Kansas City Royals @ Cleveland Indians

Progressive Field, Cleveland, OH

Mon Sep 09 2013, 7:08 PM - 9:46 PM EDT

Att. 9,794 - Partly Cloudy - 77 F

livebaseballscorecards.com

AB	28
R	4
H	5
RBI	3
BB	0
SO	8
LOB	1

Batter	1	2	3	4	5	6	7	8	9	AB	R	H	RBI	BB	SO	LOB
4 Alex Gordon, L (1, 7) OBP: 0.329, SLG: 0.431	B FF 90 X FF 90 1-0 F9 ①		C FF 89 D CH 79 1 SAFE X SI 90 1-1 F7 ②		C CU 78 1 SAFE B SI 90 1 SAFE 1 SAFE F CU 80 B FF 92 F FF 92 C CU 83 2-3 K ② 1-2		C SL 81 X FF 95 0-1 35 1B 64 G2-3 16 SF9 1B	C SL 84 1 SAFE 1 SAFE X SL 83 0-1 P6 ③		5	1	1	0	0	1	3
64 Emilio Bonifácio, S (1, 4) OBP: 0.288, SLG: 0.331	C FF 90 B FF 91 B FF 90 B FF 90 C FF 89 X FF 90 3-2 F9 ②		1 SAFE C CH 88 B FF 92 F FF 90 B CU 82 B FF 92 B FF 91 4-2 35 FC6 1-2 BB		B SI 89 X FC 90 1-0 L8 ③		F FF 95 F FF 97 1 SAFE F FF 96 1 SAFE F FF 96 X SL 84 0-2 G2-3 ① 1-2		M SI 92 F SI 92 S SL 84 0-3 K ①	4	0	0	0	1	1	2
35 Eric Hosmer, L (1, 3) OBP: 0.357, SLG: 0.450	X FF 92 0-0 F8 ③		B FC 89 B FC 91 X FF 91 2-0 FC6 ③ 1-2f			C FF 92 F CU 81 B SI 92 B FF 92 B CU 79 B FF 90 4-2 16 2B 8 2B BB	X FF 96 0-0 2-3 1B		B SI 93 B SL 83 B SI 93 C SI 93 F SI 93 S SL 87 3-3 K ②	4	1	1	0	1	1	2
16 Billy Butler, R (1, 10) OBP: 0.380, SLG: 0.423 17 Chris Getz, L (9, PR) OBP: 0.291, SLG: 0.279 (9, 10)		B FF 92 C FF 92 H FF 88 2-1 8 G3-6 HBP		X FC 92 0-0 G3 ①		X FC 90 0-0 8 2B 1-3 2B	B CU 81 S SI 92 X CU 82 1-1 SF9 ② 3-H		C FF 100 X FF 100 0-1 8 S 1B	3 0	1 0	2 0	1 0	0 0	0 0	0 0
8 Mike Moustakas, L (1, 5) OBP: 0.285, SLG: 0.360		F FF 91 X SI 91 0-1 G3-6 ①② 1-2f		B FF 89 C FF 90 C FF 89 F FF 92 S FF 93 1-3 K ②		B CH 78 F FC 92 B FF 91 X FF 91 2-1 13 1B 2B 2-H 3-H	X SI 93 0-0 L7 ③		1 SAFE P PO 93 D FF 98 F FF 95 B FF 99 S FF 99 B FF 99 4-2 1-3 BB	4	1	1	2	1	1	2
13 Salvador Perez, R (1, 2) OBP: 0.321, SLG: 0.424		X FF 92 0-0 1B		C FF 94 B CH 81 X CU 79 1-1 F7 ③		C CU 81 X CU 82 0-1 2-H 1B		S SI 93 C SI 94 B CU 83 F CU 83 B SI 94 B SI 95 X CU 84 3-2 G5-3 ① S FF 99 1 SAFE S FF 100 B FF 99 S FF 99 1-3 K ③	5	0	2	1	0	1	2
7 David Lough, L (1, 9) OBP: 0.305, SLG: 0.407 6 Lorenzo Cain, R (8, 9) OBP: 0.319, SLG: 0.356		C FC 91 X CH 81 0-1 G4-3 ③			B FF 90 X FF 89 1-0 P5 ① B FF 95 S FF 94 F SL 81 S FF 95 1-3 K ①			X SI 93 0-0 2 1B 3B		4 0	1 0	1 0	0 0	0 0	1 0	2 0
2 Alcides Escobar, R (1, 6) OBP: 0.260, SLG: 0.303			B FC 91 F FF 91 F SL 85 X FF 94 1-2 P4 ①		C FF 90 B SL 87 F FF 92 B FF 93 B CU 83 X FF 89 3-2 HR	C FF 94 S SL 83 F FF 97 X SL 83 0-2 F7 ②		B SI 94 L CU 83 F CU 84 X CU 84 1-2 1 FC4 3-H 1B	4	1	2	2	0	0	1
1 Jarrod Dyson, L (1, 8) OBP: 0.330, SLG: 0.384			B FF 90 B FF 91 C FF 88 B CH 79 C FF 90 B FF 91 4-2 64 BLK BB		X SI 89 0-0 4 E 1B	B FF 93 C FF 94 B FF 94 F FF 94 S FF 94 2-3 K ③		S SL 82 B SI 91 X SL 83 1-1 FC4 ② 1-2f	3	0	1	0	1	1	2
Inning Stats	R: 0 H: 0 E: 0 LOB: 0 K: 0 BB: 0 S: 5 P: 9	R: 0 H: 1 E: 0 LOB: 1 K: 0 BB: 0 S: 6 P: 8	R: 0 H: 0 E: 0 LOB: 2 K: 0 BB: 2 S: 10 P: 22	R: 0 H: 0 E: 0 LOB: 0 K: 1 BB: 0 S: 7 P: 9	R: 1 H: 2 E: 1 LOB: 1 K: 1 BB: 0 S: 10 P: 17	R: 3 H: 3 E: 0 LOB: 1 K: 2 BB: 1 S: 17 P: 26	R: 1 H: 2 E: 0 LOB: 1 K: 0 BB: 0 S: 11 P: 12	R: 1 H: 2 E: 0 LOB: 1 K: 0 BB: 0 S: 12 P: 17	R: 0 H: 1 E: 0 LOB: 2 K: 3 BB: 1 S: 14 P: 21	1B: 7 SF: 1 2B: 2 SAC: 0 3B: 1 DP: 1 HR: 1 HBP: 1						

PITCHER		IP	WLS	BF	H	R	ER	SO	BB	IBB	HBP	BLK	WP	HR	S	P	ERA	WHIP
34 Zach McAllister, R ERA: 4.11	(1, 1)	5.0	L	24	6	4	4	2	3	0	1	1	0	1	45	78	7.20	1.800
50 Nick Hagadone, L ERA: 5.4	(6, 1)	1.1		6	2	1	1	2	0	0	0	0	0	0	18	21	6.75	1.500
20 C.C. Lee, R ERA: 3.0	(7, 1)	1.0		5	2	1	1	0	0	0	0	0	0	0	11	16	9.00	2.000
35 Marc Rzepczynski, L ERA: 3.86	(8, 1)	1.1		4	0	0	0	2	0	0	0	0	0	0	10	14	0.00	0.000
49 Blake Wood, R ERA:	(9, 1)	0.1		3	1	0	0	1	1	0	0	0	0	0	8	12	0.00	6.000

PITCHER	IP	WLS	BF	H	R	ER	SO	BB	IBB	HBP	BLK	WP	HR	S	P	ERA	WHIP

TOP

Kansas City Royals @ Cleveland Indians

Progressive Field, Cleveland, OH

Tue Sep 10 2013, 7:07 PM - 10:31 PM EDT

Att. 12,615 - Clear - 94 F

livebaseballscorecards.com

AB	36
R	6
H	11
RBI	6
BB	4
SO	7
LOB	16

7 David Lough, L	4	1	1	0	0	1	2	.306	.407
6 Lorenzo Cain, R	0	0	0	0	0	0	0	.319	.356

4 Alex Gordon, L	5	1	1	0	0	1	3	.329	.431
64 Emilio Bonifácio, S	4	0	0	0	1	1	2	.288	.331
35 Eric Hosmer, L	4	1	1	0	1	1	2	.357	.450
16 Billy Butler, R	3	1	2	1	0	0	0	.380	.423
17 Chris Getz, L	0	0	0	0	0	0	0	.291	.279
8 Mike Moustakas, L	4	1	1	2	1	1	2	.285	.360
13 Salvador Perez, R	5	0	2	1	0	1	2	.321	.424
2 Alcides Escobar, R	4	1	2	2	0	0	1	.260	.303
1 Jarrod Dyson, L	3	0	1	0	1	1	2	.330	.384

1B: 7	SF: 1
2B: 2	SAC: 0
3B: 1	DP: 1
HR: 1	HBP: 1

WP: 0	PA: 42
PB: 0	
SB: 2	
CS: 0	

Kansas City Royals @ Cleveland Indians

Progressive Field, Cleveland, OH

Tue Sep 10 2013, 7:07 PM - 10:31 PM EDT

Att. 12,615 - Clear - 94 F

livebaseballscorecards.com

BOTTOM

Batter	1	2	3	4	5	6	7	8	9	AB	R	H	RBI	BB	SO	LOB
24 Michael Bourn, L (1, 8) OBP: 0.311, SLG: 0.339	X CH 86 / 0-0 G5-3 ①	B CU 75, F CH 88, B FF 93, F FF 94, X FF 94 / 2-2 F9 ③			B SL 83, F FF 93, X CH 86 / 1-1 L6 ①		B CH 89, X FF 99 / 1-0 1-H, 3-H, 2B			4	0	1	2	0	0	2
33 Nick Swisher, S (1, 3) OBP: 0.335, SLG: 0.404	C FF 89, B SI 92, B CH 83, X CH 86 / 2-1 G3 ②		F FF 90, X CU 75 / 0-1 41 1B ②		C CU 76, B CH 82, 1 SAFE, 1 SAFE, X CH 82 / 1-1 L9 ②		S FC 91, S KC 81, B FC 91, C FF 98 / 1-3 K ②			4	0	1	0	0	1	3
22 Jason Kipnis, L (1, 4) OBP: 0.364, SLG: 0.458	C FF 90, F FF 88, B FF 93, B FF 94, F FF 94, X CU 75 / 2-2 41 23 1B 1B		F CH 86, B FF 92, C CH 86, C SL 85, 1 SAFE, S SI 93 / 1-3 K ①		B CH 87, B FF 93, 1 SAFE, C FF 92, F FF 93, X SL 86 / 2-2 G4-3 ③		S FF 97, D FC 92, B KC 80, B FF 96, C FF 96, F FF 97, T FF 98 / 3-2 K ③			4	1	1	0	0	2	4
41 Carlos Santana, S (1, 10) OBP: 0.373, SLG: 0.450	1 SAFE, B CH 87, B FF 93, D SL 86, C FF 92, X FF 94 / 3-1 23 1B 1-2 1B		C FF 88, B FF 90, F CH 85, F SI 90, B FF 94, B CH 83, X FF 94 / 3-2 23 G4-6-3 1-3 1B			C FF 90, B FF 91, B CH 81, F CH 84, F SL 86, B FF 94, X SL 82 / 3-2 G3 ①		B FC 89, B FF 96, C FC 91, C FF 96, B FF 96, F FC 91, F FF 96, C FF 97 / 3-3 K ①		4	0	2	0	0	1	0
23 Michael Brantley, L (1, 7) OBP: 0.331, SLG: 0.389	B FF 92, X CH 88 / 1-0 1-2 2-H 1B		B CU 75, X FF 90 / 1-0 G4-6-3 ② ③ 1-2f			C CU 73, X CH 83 / 0-1 13 G4-6-3 1B		S FC 91, F KC 81, B FC 90, B FC 90, F FC 91, S FF 96 / 2-3 K ②		4	0	2	1	0	1	2
13 Asdrúbal Cabrera, S (1, 6) OBP: 0.290, SLG: 0.384	F FF 93, B FF 92, X CH 85 / 1-1 L8 ③			C FF 90, B FF 92, F FF 93, B SL 86, X FF 95 / 2-2 10 G6-4-3 1B		B SI 92, F CH 85, 1 SAFE, F FF 92, F FF 95, B SL 83, 1 SAFE, F SL 82, X SI 94 / 2-2 G4-6-3 ② ③ 1-2f		C KC 80, C KC 81, F FF 96, S FF 96 / 0-3 K ③		4	0	1	0	0	1	3
10 Yan Gomes, R (1, 2) OBP: 0.353, SLG: 0.513		C FF 91, C SL 83, B FF 92, B SL 82, S SL 83 / 2-3 K ①		X FF 93 / 0-0 G6-4-3 ① ② 1-2f			C FF 97, S CU 83, F CH 87, F FF 100, F FF 100, B CH 88, B CH 87, X CH 88 / 2-2 8 1B 24 2B 1B		X FF 97 / 0-0 F8 ①	4	1	1	0	0	1	1
12 Jason Kubel, L (1, 9) OBP: 0.295, SLG: 0.322		F FF 92, B CU 75, B CH 84, F FF 88, F FF 94, F SL 84, F FF 95, F FF 95, B CU 72 / 3-2 X FF 88 L4 ②		B FF 94, X FF 89 / 1-0 F9 ③			C FF 99, F SI 98, S FF 100 / 0-3 K ①		B FF 100, B FF 98, F FF 98, F FF 98, S SL 87 / 2-3 K ②	4	0	0	0	0	2	1
8 Lonnie Chisenhall, L (1, 5) OBP: 0.276, SLG: 0.395 62 José Ramírez, S (7, PR) (8, 5) OBP: 0.400, SLG: 0.400		C FF 94, X SL 82 / 0-1 2B			C FF 90, B FF 91, F CH 83, B FF 93, X FF 94 / 2-2 1B		B FF 99, C FF 99, B FF 99, F FF 100, F FF 100, F CH 87, X FF 100 / 2-2 1-3 24 2B 1B		B FF 98, B FF 98, C FF 97, F FF 98, X SL 86 / 2-2 F7 ③	3	0	3	0	0	0	0
										1	1	0	0	0	0	0

	AB	36
	R	3
	H	12
	RBI	3
	BB	0
	SO	9
	LOB	16

Inning Stats	1	2	3	4	5	6	7	8	9
	R: 1 E: 0 K: 0 S: 12	H: 3 LOB: 2 BB: 0 P: 21	R: 0 E: 0 K: 1 S: 15	H: 1 LOB: 1 BB: 0 P: 22	R: 0 E: 0 K: 1 S: 11	H: 2 LOB: 1 BB: 0 P: 16	R: 0 E: 0 K: 0 S: 5	H: 1 LOB: 0 BB: 0 P: 8	R: 0 E: 0 K: 0 S: 10	H: 1 LOB: 1 BB: 0 P: 16
	R: 0 E: 0 K: 0 S: 11	H: 1 LOB: 0 BB: 0 P: 16	R: 2 E: 0 K: 3 S: 22	H: 3 LOB: 2 BB: 0 P: 31	R: 0 E: 0 K: 3 S: 13	H: 0 LOB: 0 BB: 0 P: 18	R: 0 E: 0 K: 1 S: 7	H: 0 LOB: 0 BB: 0 P: 11		

	1B: 10	SF: 0	WP: 0	PA: 36
	2B: 2	SAC: 0	PB: 0	
	3B: 0	DP: 3	SB: 0	
	HR: 0	HBP: 0	CS: 0	

PITCHER		IP	WLS	BF	H	R	ER	SO	BB	IBB	HBP	BLK	WP	HR	S	P	ERA	WHIP
11 Jeremy Guthrie, R ERA: 4.11	(1, 1)	6.0	W	24	9	1	1	2	0	0	0	0	0	0	64	99	1.50	1.500
40 Kelvin Herrera, R ERA: 3.7	(7, 1)	0.1		4	3	2	2	1	0	0	0	0	0	0	15	20	54.00	9.000
44 Luke Hochevar, R ERA: 1.7	(7, 1)	1.2	H	5	0	0	0	5	0	0	0	0	0	0	20	29	0.00	0.000
56 Greg Holland, R ERA: 1.37	(9, 1)	1.0	S	3	0	0	0	1	0	0	0	0	0	0	7	11	0.00	0.000

PITCHER	IP	WLS	BF	H	R	ER	SO	BB	IBB	HBP	BLK	WP	HR	S	P	ERA	WHIP

Kansas City Royals @ Cleveland Indians

Progressive Field, Cleveland, OH

Wed Sep 11 2013, 12:07 PM - 3:05 PM EDT

Att. 12,085 - Cloudy - 87 F

TOP

livebaseballscorecards.com

Batter	1	2	3	4	5	6	7	8	9	AB	R	H	RBI	BB	SO	LOB
4 Alex Gordon, L (1, 7) OBP: 0.330, SLG: 0.435	X SL 90 0-0 HR	C SI 95 C SI 96 B SL 87 X SL 86 1-2 ② L6		S SL 86 D SL 86 S SI 96 S SL 86 1-3 ③ K			B FF 92 B FF 93 B FF 92 F FF 93 B FF 93 4-1 64 1B 35 E BB		C FF 86 S SL 78 F SL 78 F FF 86 B SL 76 X FF 87 1-2 ① L8	4	2	1	1	1	1	2
64 Emilio Bonifácio, S (1, 4) OBP: 0.292, SLG: 0.341	F SI 92 F SI 92 B SL 84 B SL 82 X SI 95 2-2 35 1B 3B	B SL 85 F SI 93 C SI 94 B SI 95 X SL 82 2-2 ③ P4			B SL 79 B SI 91 C SI 91 T SI 92 B SI 94 F SI 92 F SI 93 X SI 93 3-2 35 1B 35 E 16 G5-4-3 1B		X FF 93 0-0 35 F8 35 E 1-3 1B		B SI 85 X SI 86 1-0 ② F9	5	2	3	0	0	0	0
35 Eric Hosmer, L (1, 3) OBP: 0.357, SLG: 0.450	X SI 94 0-0 27 1B 6 1B 3-H 1B		B SL 83 B SL 82 B SI 95 C SI 94 C SI 95 X SL 85 3-2 ① F7		1 SAFE S SL 84 X SI 95 0-1 16 G5-4-3 1-3 1B		1 SAFE B FF 92 X CU 75 1-0 ② F8 1-3 3-H		B SL 78 X SI 84 1-0 ③ G4-3	5	1	2	1	0	0	1
16 Billy Butler, R (1, 10) OBP: 0.378, SLG: 0.420	C SL 81 T SI 90 F SI 94 F SI 91 S SL 79 0-3 ① K		C SI 94 S SL 89 B SL 83 S SL 80 1-3 ② K		X SL 80 0-0 ①② G5-4-3 1-2f 3-H		B SI 94 B SL 88 X SI 95 2-0 ③ G5-3			4	0	0	0	0	2	3
13 Salvador Perez, R (1, 2) OBP: 0.318, SLG: 0.420	B SL 83 X SI 93 1-0 ② F9		B SL 90 F SL 90 F SI 94 F SI 96 B SI 92 F SL 79 F SL 80 X SL 80 2-2 ③ F9		C FC 92 S SL 81 C FC 93 0-3 ③ K			B SI 93 B SI 95 X SI 93 2-0 ① L8		4	0	0	0	0	1	1
27 Justin Maxwell, R (1, 9) OBP: 0.333, SLG: 0.437 1 Jarrod Dyson, L (7, 8) OBP: 0.328, SLG: 0.382	1 SAFE S SI 92 S SI 94 F SI 95 1 SAFE B SI 96 B SI 96 F SL 80 F SI 96 2-2 X SL 82 21 S 6 1B 1-2 1B			S CU 79 F SI 91 B SI 96 F SL 81 F SL 84 S SI 96 1-3 ① K		C FC 91 S SL 80 B FC 92 B FC 94 F SL 80 S SL 81 2-3 ① K		B FF 94 X SI 94 1-0 ② G3	3 1	0 0	1 0	0 0	0 0	2 0	0 0
6 Lorenzo Cain, R (1, 8) (7, 9) OBP: 0.323, SLG: 0.359	B SI 93 X SI 94 1-0 21 S 1-2 2-H 1B			B SI 94 X SL 81 1-0 2 1B 21 G5-3 1B		C FC 92 F FC 92 S SL 81 0-3 ② K		C SI 94 B SI 93 F SI 94 F CU 80 B SI 95 B SI 95 F FF 95 B SI 95 4-2 8 S 8 1B BB		3	1	2	1	1	1	0
21 Jamey Carroll, R (1, 5) OBP: 0.266, SLG: 0.248 8 Mike Moustakas, L (7, 5) OBP: 0.286, SLG: 0.362	C SI 94 S SI 94 F SI 96 X SI 95 0-2 ③ P4 1-2 2-3			C SI 92 D CU 79 1 SAFE X SI 93 1-1 ② G5-3 1-2		B FC 93 X FC 93 1-0 ③ L3		1 SAFE B SI 94 F SI 94 S CH 83 F FF 95 F CH 82 B SI 95 F SI 94 X SI 96 2-2 1-H 1B		3 1	0 0	0 1	0 1	0 0	0 0	3 0
2 Alcides Escobar, R (1, 6) OBP: 0.259, SLG: 0.303		B SL 90 X SI 91 1-0 ① G5-3		C SI 93 2 SAFE B SI 94 D SL 80 F SI 94 X CU 76 2-2 2-3 1B			C FC 91 X SL 80 0-1 ① F9	C SI 94 D CU 81 X SI 94 1-1 ③ L9		4	0	1	0	0	0	1

	AB	R	H	RBI	BB	SO	LOB
	37	6	11	4	2	7	11

Inning Stats																														
	R: 3	H: 5	R: 0	H: 0	R: 0	H: 0	R: 0	H: 2	R: 1	H: 2	R: 0	H: 0	R: 1	H: 1	R: 1	H: 1	R: 0	H: 0	1B: 9	SF: 0	WP: 0	PA: 39
	E: 0	LOB: 2	E: 0	LOB: 0	E: 0	LOB: 0	E: 0	LOB: 2	E: 1	LOB: 0	E: 0	LOB: 0	E: 1	LOB: 1	E: 0	LOB: 1	E: 0	LOB: 0	2B: 0	SAC: 0	PB: 0	
	K: 1	BB: 2	K: 0	BB: 0	K: 1	BB: 0	K: 2	BB: 0	K: 1	BB: 0	K: 2	BB: 0	K: 0	BB: 1	K: 0	BB: 1	K: 0	BB: 0	3B: 1	DP: 1	SB: 3	
	S: 22	P: 28	S: 7	P: 11	S: 12	P: 18	S: 14	P: 20	S: 11	P: 14	S: 8	P: 11	S: 6	P: 13	S: 15	P: 25	S: 7	P: 10	HR: 1	HBP: 0	CS: 0	

PITCHER		IP	WLS	BF	H	R	ER	SO	BB	IBB	HBP	BLK	WP	HR	S	P	ERA	WHIP
26 Scott Kazmir, L ERA: 4.24	(1, 1)	4.0	L	21	9	4	3	4	0	0	0	0	0	1	62	87	6.75	2.250
27 Bryan Shaw, R ERA: 3.76	(5, 1)	2.1		6	0	0	0	3	0	0	0	0	0	0	14	17	0.00	0.000
53 Rich Hill, L ERA: 6.51	(7, 1)	0.1		3	1	1	1	0	1	0	0	0	0	0	3	8	27.00	6.000
32 Matt Albers, R ERA: 3.39	(7, 1)	1.1		6	1	1	1	0	1	0	0	0	0	0	16	28	6.75	1.500
57 Clay Rapada, L ERA:	(9, 1)	1.0		3	0	0	0	0	0	0	0	0	0	0	7	10	0.00	0.000

PITCHER		IP	WLS	BF	H	R	ER	SO	BB	IBB	HBP	BLK	WP	HR	S	P	ERA	WHIP

Batter	1	2	3	4	5	6	7	8	9	AB	R	H	RBI	BB	SO	LOB
24 Michael Bourn, L (1, 8) OBP: 0.311, SLG: 0.338	B FF 93 X FF 93 1-0 22 G4-3 4 HBP 23 1B 1B		C FF 93 F FC 89 B CH 85 C FF 94 1-3 ① K		F FC 89 X FF 94 0-1 ③ F7			B FF 92 C FC 87 X CH 86 1-1 ② G4-3		4	1	1	0	0	1	0
4 Mike Aviles, R (1, 6) OBP: 0.289, SLG: 0.393	C FF 93 H KC 77 1-1 22 G4-3 23 1B 1-2 HBP		X FC 87 0-0 ② F8			C FC 87 C FF 94 B FF 94 F FC 84 B CH 84 X CH 85 2-2 ① L8		B FF 92 F FC 89 X FF 93 1-1 ③ G1-3		3	1	0	0	0	0	0
22 Jason Kipnis, L (1, 4) OBP: 0.364, SLG: 0.456	C FF 95 F CH 87 D FF 96 X CH 86 1-2 ① G4-3 1-2 2-3		C FF 94 B FC 88 X FC 89 1-1 E1 41 E			C FF 94 X FC 89 0-1 ② L8			B FF 92 F FC 87 X CH 85 1-1 10 S 41 1B 1B	4	0	1	0	0	0	2
41 Carlos Santana, S (1, 3) OBP: 0.373, SLG: 0.450	B FF 95 C CH 86 D CH 87 B FF 95 X CH 87 3-1 ② P5		D SI 93 1 SAFE B CH 87 S CH 86 B FC 91 X CH 87 3-1 ③ G3-1 1-2			B KC 79 B FC 89 F FC 88 B CH 85 B FC 88 4-1 BB			F FC 89 C FC 90 X FF 92 0-2 10 S 1-2 1B	3	0	1	0	1	0	3
23 Michael Brantley, L (1, 7) OBP: 0.330, SLG: 0.387	C FF 95 X FF 95 0-1 2-H 3-H 1B			B SI 93 F FC 90 X CH 86 1-1 ① G3-1		S KC 80 X FC 89 0-1 ③ G4-3			B FF 98 C SL 87 F SL 86 B FF 98 S SL 87 2-3 ① K	4	0	1	2	0	1	3
10 Yan Gomes, R (1, 2) OBP: 0.347, SLG: 0.504	F FF 96 1 SAFE S FC 89 B FF 96 X FC 88 1-2 ③ F9			X FF 94 0-0 ② F9			C FC 87 B KC 77 B KC 79 B FC 86 F FF 91 F FC 87 F FF 92 F FF 93 S CH 86 3-3 ① K		B SL 86 C FF 98 D SL 87 F FF 96 S SL 87 2-3 ② K 1-2 2-3	4	0	0	0	0	2	3
12 Jason Kubel, L (1, 10) OBP: 0.292, SLG: 0.318 13 Asdrúbal Cabrera, S (9, PH) OBP: 0.289, SLG: 0.383		S FF 93 C CH 86 F CH 86 S CH 86 0-3 ① K		C FF 93 S CH 86 B CH 86 X CH 86 1-2 ③ L5			F FC 88 S FF 94 S FF 93 0-3 ② K		T FF 97 D SL 89 C SL 87 B FF 98 C SL 87 2-3 ③ K	3 1	0 0	0 0	0 0	0 0	2 1	0 2
8 Lonnie Chisenhall, L (1, 5) OBP: 0.273, SLG: 0.390		C FF 93 S FC 88 X SI 93 0-2 ② L3			C KC 77 F FC 88 S FC 84 0-3 ① K		S FC 87 X KC 78 0-1 ③ G4-3			3	0	0	0	0	1	0
11 Drew Stubbs, R (1, 9) OBP: 0.296, SLG: 0.356		S FF 93 B FC 90 X FC 89 1-1 ③ G6-3			T FC 88 C FF 93 B CH 86 F FF 93 B CH 86 S FC 87 2-3 ② K			B FC 87 S FC 86 B FC 87 B FC 89 C FF 92 S FF 92 3-3 ① K		3	0	0	0	0	2	0
Inning Stats	R: 2 E: 0 K: 0 S: 12 H: 2 LOB: 1 BB: 0 P: 19	R: 0 E: 0 K: 1 S: 9 H: 0 LOB: 0 BB: 0 P: 10	R: 0 E: 2 K: 1 S: 8 H: 0 LOB: 1 BB: 0 P: 13	R: 0 E: 0 K: 0 S: 6 H: 0 LOB: 0 BB: 0 P: 8	R: 0 E: 0 K: 2 S: 9 H: 0 LOB: 0 BB: 0 P: 11	R: 0 E: 0 K: 0 S: 9 H: 0 LOB: 1 BB: 1 P: 15	R: 0 E: 0 K: 2 S: 11 H: 0 LOB: 0 BB: 0 P: 14	R: 0 E: 0 K: 1 S: 7 H: 0 LOB: 0 BB: 0 P: 12	R: 0 E: 0 K: 3 S: 14 H: 2 LOB: 2 BB: 0 P: 21	1B: 4 2B: 0 3B: 0 HR: 0	SF: 0 SAC: 0 DP: 0 HBP: 1					

BOTTOM

Kansas City Royals @ Cleveland Indians

Progressive Field, Cleveland, OH

Wed Sep 11 2013, 12:07 PM - 3:05 PM EDT

Att. 12,085 - Cloudy - 87 F

livebaseballscorecards.com

AB	32
R	2
H	4
RBI	2
BB	1
SO	10
LOB	13

WP: 0 PA: 34
PB: 0
SB: 2
CS: 0

PITCHER		IP	WLS	BF	H	R	ER	SO	BB	IBB	HBP	BLK	WP	HR	S	P	ERA	WHIP
33 James Shields, R ERA: 3.38	(1, 1)	8.0	W	31	4	2	2	7	1	0	1	0	0	0	76	108	2.25	0.625
56 Greg Holland, R ERA: 1.35	(9, 1)	1.0	S	3	0	0	0	3	0	0	0	0	0	0	9	15	0.00	0.000

PITCHER	IP	WLS	BF	H	R	ER	SO	BB	IBB	HBP	BLK	WP	HR	S	P	ERA	WHIP

Batter	1	2	3	4	5	6	7	8	9	AB	R	H	RBI	BB	SO	LOB
24 Michael Bourn, L (1, 8) OBP: 0.312, SLG: 0.344	C FF 89 C FC 84 X FF 92 0-2 G4-3	B FC 86 F FF 88 C CU 74 X FC 86 1-2 G4-6-3 1-2f		C CU 70 B FF 90 B FF 89 S FC 82 X FF 90 2-2 22 SF9 3B	B FF 90 B FF 91 D CU 81 C FF 90 C FF 90 F FF 91 X FF 90 3-2 22 BB 33 1B 41 1B 1-2 2-3 3-H 1B	B CH 82 X FF 89 1-0 F9		B FF 90 C SI 89 C CU 76 X CU 75 1-2 G4-3		4	2	2	1	0	0	1
62 José Ramírez, S (5, 6) OBP: 0.286, SLG: 0.286 (6, 4)										2	0	0	0	0	0	2
33 Nick Swisher, S (1, 3) OBP: 0.335, SLG: 0.409	C FF 90 X FF 90 0-1 HR	B CU 74 B CH 80 C FF 91 T FC 87 B FC 88 X CH 81 3-2 E5 22 2B		B FC 87 B SI 90 X FF 90 2-0 F7	B FF 91 X FF 90 1-0 41 1B 22 BB 9 1B 1-2 2-H 3-H 1B	F SI 89 S SI 85 B FF 90 B FF 86 B SI 85 X CH 84 3-2 G4-3			B SI 87 X FF 86 1-0 E7 12 BB	6	3	2	3	0	0	2
22 Jason Kipnis, L (1, 4) OBP: 0.366, SLG: 0.460	B CU 72 B FF 91 X FF 90 2-0 41 BB 9 HR 1B	F FF 91 B FF 92 D CH 82 1 SAFE B CU 74 F FF 91 X FF 92 3-2 41 S 1-H 2B		D FC 86 F FC 86 X FC 86 1-1 SF9 3-H	D CU 80 B FF 90 B FF 90 B FF 90 4-0 41 1B 9 1B 1-2 2-3 BB		X FF 87 0-0 E3 41 F9		F CH 82 F SI 89 F FF 89 X SI 88 0-2 P6	2	2	2	2	1	0	0
8 Lonnie Chisenhall, L (6, 5) OBP: 0.271, SLG: 0.367										2	0	0	0	0	0	1
41 Carlos Santana, S (1, 10) OBP: 0.375, SLG: 0.448	F FF 90 C CH 79 B FC 88 1 SAFE B CH 78 F CH 80 D CU 71 1 SAFE B CH 77 4-2 9 HR 1-2 BB	B FC 87 B CH 81 C SI 91 S FC 88 X FF 89 2-2 P6 2-3		S FF 89 F FC 87 B FF 89 F CH 81 B FC 87 B CH 80 D CH 81 4-2 9 2B BB	B SI 89 S CH 83 B FF 88 C SI 89 F CH 83 X FF 90 2-2 9 1B 1-2 2-3 3-H 1B		B FF 89 X CH 84 1-0 F9 2-3		F FF 89 D CH 77 C CU 75 F SI 89 F CU 75 C FF 90 1-3 K	4	1	1	1	2	1	3
9 Ryan Raburn, R (1, 7) OBP: 0.380, SLG: 0.606	C CU 72 F FF 92 B CH 81 X FF 92 1-2 1-H 2-H HR		B FF 89 S CH 81 B FC 86 F FC 85 B CH 80 B FC 86 4-2 10 2B 4 SF9 BB	B FF 89 X CU 74 1-0 1-H 2B	C SI 90 F FF 87 D CU 75 X FF 87 1-2 10 G6-4-3 1-2 2-H 3-H 1B		X CU 75 0-0 G5-3		B CU 75 F FF 89 F SI 89 D CH 82 B CU 75 B FF 86 4-2 12 BB	3	2	3	5	1	0	0
7 Matt Carson, R (5, PR) OBP: 0.667, SLG: 0.600 (5, 9)										1	0	0	0	1	0	1
13 Asdrúbal Cabrera, S (1, 6) OBP: 0.289, SLG: 0.389	X FF 91 0-0 F8		B FF 88 F CH 80 C FF 90 X SI 92 1-2 F9		HR 3-3 K		C CU 75 X CH 83 0-1 G3		B FF 89 F CH 83 C CU 74 B CU 74 F FF 89 B FF 90 D SI 85 4-2 1-2 2-3 BB	4	1	1	1	0	1	3
12 Jason Kubel, L (5, 7) OBP: 0.293, SLG: 0.317										1	0	0	0	1	0	1
10 Yan Gomes, R (1, 2) OBP: 0.354, SLG: 0.515	C CU 74 S FC 87 F FF 91 B FF 92 X CH 81 1-2 2B		C CH 79 D FC 87 X FF 89 1-1 4 SF9 1-3 2B		11 BB 4 BB 24 1B BB 2-2 G6-4-3 1-2f			B FF 89 S SI 88 S CU 75 B CU 75 X SI 88 2-2 G6-3	S CU 74 S CU 76 B FF 92 S CU 76 1-3 K	3	1	2	0	1	0	2
40 Kelly Shoppach, R (6, 2) OBP: 0.288, SLG: 0.339										2	0	0	0	0	1	3
4 Mike Aviles, R (1, 5) OBP: 0.288, SLG: 0.389 (6, 6)	C FF 91 B FC 86 F FC 88 S FF 90 1-3 K		C FF 91 B FF 91 F CU 75 X FF 90 1-2 SF9 2-3 3-H		C FF 90 B CU 79 B FF 90 B CU 77 B FF 89 4-1 24 1B 11 BB 33 1B 1-2 BB	C SI 89 B FF 87 X FF 87 1-1 F7		C FF 89 B CH 82 F CU 76 B FF 90 B CU 76 X FF 87 3-2 F8		3	1	0	1	1	1	1
11 Drew Stubbs, R (1, 9) OBP: 0.302, SLG: 0.362 (5, 8)		B FF 89 X FC 90 1-0 24 G4-6-3 1B	C FC 87 B FF 91 X CH 82 1-1 G6-3		C FF 89 B CU 76 B FF 88 B FF 90 F FF 90 B FF 90 4-2 24 1B 33 1B 1-2 2-3 BB	X FF 86 0-0		B FF 89 B FF 89 F FF 90 X FF 90 2-1		4	1	3	0	1	0	1
Inning Stats	R: 4 E: 0 K: 1 S: 20 H: 4 LOB: 1 BB: 1 P: 29	R: 1 E: 1 K: 0 S: 13 H: 2 LOB: 1 BB: 0 P: 23	R: 1 E: 0 K: 0 S: 12 H: 1 LOB: 1 BB: 1 P: 20	R: 1 E: 0 K: 0 S: 10 H: 2 LOB: 2 BB: 1 P: 20	R: 7 E: 0 K: 1 S: 30 H: 5 LOB: 2 BB: 4 P: 59	R: 0 E: 0 K: 0 S: 7 H: 1 LOB: 1 BB: 0 P: 12	R: 0 E: 1 K: 0 S: 5 H: 0 LOB: 1 BB: 0 P: 6	R: 0 E: 0 K: 0 S: 11 H: 1 LOB: 1 BB: 0 P: 19	R: 0 E: 1 K: 2 S: 18 H: 0 LOB: 3 BB: 2 P: 29	1B: 7 2B: 5 3B: 1 HR: 3 SF: 2 SAC: 0 DP: 2 HBP: 0						

PITCHER		IP	WLS	BF	H	R	ER	SO	BB	IBB	HBP	BLK	WP	HR	S	P	ERA	WHIP
50 John Danks, L ERA: 4.73	(1, 1)	4.0	L	23	9	7	6	1	3	0	0	0	0	2	55	92	13.50	3.000
61 Charlie Leesman, L ERA: 7.15	(5, 1)	0.0		7	3	7	7	0	4	0	0	0	0	1	14	35	∞	∞
33 Dylan Axelrod, R ERA: 5.33	(5, 1)	5.0		22	4	0	0	3	2	0	0	0	0	0	57	90	0.00	1.200

PITCHER	IP	WLS	BF	H	R	ER	SO	BB	IBB	HBP	BLK	WP	HR	S	P	ERA	WHIP

TOP

Cleveland Indians @ Chicago White Sox

U.S. Cellular Field, Chicago, IL

Thu Sep 12 2013, 8:10 PM - 12:02 AM EDT

Att. 14,375 - Partly Cloudy - 65 F

livebaseballscorecards.com

AB	41
R	14
H	16
RBI	14
BB	9
SO	4
LOB	21

WP: 0	PA: 52		
PB: 0			
SB: 1			
CS: 0			

Batter	1	2	3	4	5	6	7	8	9	AB	R	H	RBI	BB	SO	LOB
30 Alejandro De Aza, L (1, 8) OBP: 0.320, SLG: 0.404	C SI 94 B SI 94 B SI 94 B SI 94 B SI 94 4-1 15 G6-4-3 BB		B SI 92 B CH 85 B SI 93 C SI 93 X SI 94 3-1 10 FC6-4 2-H 1B		C SI 93 B CH 84 C SI 94 F CU 82 B CU 82 F SI 96 X SL 92 2-2 ① G3-1		F CH 82 B FF 88 F FF 87 F CU 74 D CH 80 B FF 89 X FF 87 3-2 ① P5		X FF 88 0-0 ① F9	4	0	1	1	1	0	3
15 Gordon Beckham, R (1, 4) OBP: 0.325, SLG: 0.370	C SI 93 ① B FF 92 ② C SI 94 X SL 84 1-2 G6-4-3 1-2f		B SI 94 C SI 94 1 SAFE B SL 90 F SI 94 F SI 94 F SL 91 1 SAFE X SL 90 2-2 ① P4		C SI 94 X SI 93 0-1 ② G4-3		B FF 89 S FC 84 X FC 86 1-1 ② F7		B SL 83 X FF 89 1-0 ② F7	5	0	0	0	0	0	5
10 Alexei Ramirez, R (1, 6) OBP: 0.303, SLG: 0.365 28 Leury García, S (5, PH) OBP: 0.256, SLG: 0.220 (6, 6) 20 Jordan Danks, L (9, PH) OBP: 0.317, SLG: 0.377	B SI 94 C SI 95 F SL 93 S SI 95 1-3 ③ K		F SI 94 1 SAFE F SI 94 F CU 84 X CU 83 0-2 ② FC6-4 44 1B 1-2f		B SI 93 C SI 94 S SL 90 F SL 92 F SI 94 B CU 82 X SI 94 2-2 ③ G3-1		X FF 89 0-0 ③ P6		B FF 89 B FF 90 X FF 89 2-0 ③ F8	2 2 1	0 0 0	0 0 0	0 0 0	0 0 0	1 0 0	1 2 1
44 Adam Dunn, L (1, 10) OBP: 0.320, SLG: 0.439 7 Jeff Keppinger, R (6, PH) OBP: 0.273, SLG: 0.303 (7, 10)		C SI 93 B CU 82 B SI 94 F SI 94 X SL 92 2-2 ① L4	S CH 86 B SI 95 B CU 84 B SI 94 F SI 96 X SL 86 3-2 1-3 1B			F FF 91 S FC 87 B FC 88 F FF 92 F FF 92 1-2 CI 12 FC4-6		F FF 88 B SL 79 B SL 79 B FF 90 T FF 90 B FF 91 4-2 24 PB 12 1B 24 SF9 BB		2 0	0 1	1 0	0 0	0 1	0 0	0 0
14 Paul Konerko, R (1, 3) OBP: 0.319, SLG: 0.366 12 Conor Gillaspie, L (6, 3) OBP: 0.313, SLG: 0.396		B SI 95 B SL 91 F SI 94 C SI 94 F SI 96 B CU 84 X SI 96 3-2 HR	B SI 94 S SL 89 B CU 84 B SI 94 T SL 92 X SL 86 3-2 ③ F8			C FF 90 F CH 83 X CH 82 0-2 ① FC4-6 1-2f		X SI 91 0-0 24 SF9 24 PB 1-2 1B		2 2	1 0	1 1	1 0	0 0	0 0	2 1
26 Avisaíl García, R (1, 9) OBP: 0.316, SLG: 0.400		X SI 95 0-0 1B	B SL 90 X SI 92 1-0 1B			F FC 88 F FC 88 X FC 88 0-2 ② P4		B SL 79 B FF 90 S FF 89 S FF 89 F FF 90 F FF 90 F FF 89 B SL 79 S FF 89 3-3 ① K		4	0	2	0	0	1	3
24 Dayan Viciedo, R (1, 7) OBP: 0.300, SLG: 0.419		B SI 93 X SL 91 1-0 ② F8	S SI 92 F SI 92 S CU 83 0-3 ① K			B FF 91 F FF 91 X FC 88 1-1 ③ G6-3		B FF 87 X FF 90 1-0 ② SF9 1-3 2-H		3	0	0	1	0	1	3
36 Josh Phegley, R (1, 2) OBP: 0.228, SLG: 0.317 38 Miguel Gonzalez, R (6, 2) OBP: 0.333, SLG: 0.333		F SI 92 B SI 92 F SL 89 X SI 95 1-2 ③ G5-3	S SI 93 B SL 88 X SI 91 1-1 ② P5				B FF 90 F FF 90 C CU 73 B CU 75 F FF 90 F FC 85 X FC 86 2-2 5 1B 1B	B FF 90 B FF 89 F FF 89 S FF 89 S FF 89 2-3 ③ K		2 2	0 0	0 1	0 0	0 1	0 1	2 1
5 Marcus Semien, R (1, 5) OBP: 0.333, SLG: 0.357			X SI 93 0-0 30 1B 2B		C SL 89 X CU 82 0-1 ③ P5		C FC 86 B CU 74 S FF 90 X FC 85 1-2 1-2 1B		C FF 90 F SL 83 B FF 91 B SL 83 B SL 82 B FF 90 4-2 BB	3	1	2	0	1	0	1
Inning Stats	R: 0 E: 0 K: 1 S: 7 H: 0 LOB: 0 BB: 1 P: 13	R: 1 E: 0 K: 0 S: 12 H: 2 LOB: 1 BB: 0 P: 19	R: 1 E: 0 K: 0 S: 18 H: 3 LOB: 2 BB: 0 P: 29	R: 0 E: 0 K: 1 S: 8 H: 1 LOB: 1 BB: 0 P: 10	R: 0 E: 0 K: 0 S: 12 H: 0 LOB: 0 BB: 0 P: 16	R: 0 E: 1 K: 0 S: 12 H: 0 LOB: 1 BB: 0 P: 14	R: 0 E: 0 K: 0 S: 15 H: 2 LOB: 2 BB: 0 P: 22	R: 1 E: 0 K: 2 S: 13 H: 1 LOB: 1 BB: 1 P: 23	R: 0 E: 0 K: 0 S: 5 H: 0 LOB: 1 BB: 1 P: 12	1B: 7 2B: 1 3B: 0 HR: 1	SF: 1 SAC: 0 DP: 1 HBP: 0					

PITCHER	IP	WLS	BF	H	R	ER	SO	BB	IBB	HBP	BLK	WP	HR	S	P	ERA	WHIP
28 Corey Kluber, R (1, 1) ERA: 3.55	5.0	W	21	6	2	2	2	1	0	0	0	0	1	57	87	3.60	1.400
43 Josh Tomlin, R (6, 1) ERA:	2.0		9	2	0	0	0	0	0	0	0	0	0	27	36	0.00	1.000
52 Vinnie Pestano, R (8, 1) ERA: 4.19	1.0		5	1	1	0	2	1	0	0	0	0	0	13	23	0.00	2.000
36 Preston Guilmet, R (9, 1) ERA: 10.13	1.0		4	0	0	0	0	1	0	0	0	0	0	5	12	0.00	1.000

PITCHER	IP	WLS	BF	H	R	ER	SO	BB	IBB	HBP	BLK	WP	HR	S	P	ERA	WHIP

BOTTOM

Cleveland Indians @ Chicago White Sox

U.S. Cellular Field, Chicago, IL

Thu Sep 12 2013, 8:10 PM - 12:02 AM EDT

Att. 14,375 - Partly Cloudy - 65 F

livebaseballscorecards.com

AB	34
R	3
H	9
RBI	3
BB	3
SO	4
LOB	25

Cleveland Indians @ Chicago White Sox

U.S. Cellular Field, Chicago, IL

Fri Sep 13 2013, 2:12 PM - 5:38 PM EDT

Att. 15,533 - Partly Cloudy - 57 F

TOP

livebaseballscorecards.com

Batter	1	2	3	4	5	6	7	8	9	AB	R	H	RBI	BB	SO	LOB
24 Michael Bourn, L (1, 8) OBP: 0.311, SLG: 0.342	L FF 90 F FF 92 B SI 93 F SI 93 B SI 93 X SI 92 2-2 41 F9 33 BB 1B		B CU 74 B FF 89 S FF 90 F FF 90 X SI 91 2-2 ① G1-3	X FF 90 0-0 ③ FC4-6 1-2f		C FF 92 B FF 93 C FF 92 X SL 83 1-2 ② G4-3			C SI 98 1 SAFE X SI 98 0-1 ① FC4-6 22 CS 1-2f	5	0	1	0	0	0	2
33 Nick Swisher, S (1, 3) OBP: 0.337, SLG: 0.409	C SI 90 S CH 83 1 SAFE B CH 80 B FC 87 F FF 92 F CH 81 B CH 82 F CH 84 4-2 B FF 84 1-2 BB		C SI 91 S CH 84 B SI 94 B SC 77 X SI 92 2-2 41 1B 1B		B SI 89 B CH 83 B SI 90 C SI 89 B FF 91 4-1 22 1B 9 2B BB	C SL 82 X FF 93 0-1 ③ G5-3			B SI 98 S SI 98 F SI 98 S SL 91 1-3 ② K	3	1	1	0	2	1	1
22 Jason Kipnis, L (1, 4) OBP: 0.365, SLG: 0.459	C SI 91 B CU 76 F SI 90 B SI 93 C CH 82 2-3 ① K		C FF 91 B CH 82 C CH 82 F FF 93 B CH 79 F CH 81 T SI 94 2-2 ② K		X SI 89 0-0 9 2B 23 SF7 1-3 1B		B FF 90 S SL 81 C SL 82 B FF 93 S FF 92 2-3 ① K		T SI 97 S SI 98 0-2 ③ CS 1-2	4	1	1	0	0	3	3
41 Carlos Santana, S (1, 2) OBP: 0.374, SLG: 0.446	C CU 77 F CU 77 B SI 93 B CH 84 F CH 85 B FF 94 X CH 84 3-2 ② F9 2-3		C CH 83 B CH 82 F SI 86 X SI 94 1-2 1-3 1B		C SI 90 1 SAFE F SL 83 B SI 93 S SL 82 1-3 ① K		C SL 83 F FF 93 T SL 83 0-2 ② K			4	0	1	0	0	2	4
9 Ryan Raburn, R (1, 10) OBP: 0.380, SLG: 0.607 62 José Ramírez, S (5, PR) OBP: 0.250, SLG: 0.250 (5, 10)	C SI 92 C FF 94 B SI 94 X CH 84 1-2 ③ G1-3		X CH 83 0-0 ③ F7		B SL 82 X SL 84 1-0 1-3 3-H 2B		B FF 92 B CH 85 X FF 91 2-0 ③ G5-3			3 1	0 0	1 0	1 0	0 0	0 0	4 0
13 Asdrúbal Cabrera, S (1, 6) OBP: 0.292, SLG: 0.389		B FF 88 B FF 89 B FF 90 B FF 90 4-0 BB	S SI 88 B CH 81 B CH 83 F SI 90 F SI 91 X CH 84 2-2 4 F9 4 S 11 1B 1B		D SI 92 F SI 94 B SI 93 T SL 84 F SI 93 D SL 85 H SL 86 4-2 HBP			F FF 90 X CH 83 0-1 ① G3		2	1	1	0	1	0	0
23 Michael Brantley, L (1, 7) OBP: 0.328, SLG: 0.385		B CU 75 B FF 90 C FF 91 X FF 90 2-1 ① F9	X SI 88 0-0 ① P4		B SI 94 C CH 86 X SI 94 1-1 ② SF7 3-H			B FF 91 B SL 80 C FF 91 F FF 91 B FF 92 C FF 92 3-3 ② K		3	0	0	1	0	1	2
4 Mike Aviles, R (1, 5) OBP: 0.284, SLG: 0.385		B CH 84 1 SAFE B CH 84 F CH 85 C SI 92 B CH 81 F CH 83 S SI 92 3-3 ② K	1 SAFE B CH 85 C FF 87 X CH 82 1-1 ② F9 1-3		D SL 84 B SI 94 C SI 95 X SL 85 2-1 ③ P3			C FF 91 X CH 85 0-1 ③ G6-3		4	0	0	0	0	1	4
11 Drew Stubbs, R (1, 9) OBP: 0.303, SLG: 0.362		C SI 90 B FC 88 C CH 81 B SI 94 F SI 92 X CU 76 2-2 ③ G1-3	F FC 88 B FF 88 X FF 93 1-1 24 FC4-6 3-H 1B			F SI 92 B SI 94 B SI 92 C SL 84 F SI 94 X SI 93 2-2 ① G6-3			B SL 89 B SI 97 C SI 97 B SI 98 B SI 96 4-1 24 FC4-6 BB	3	0	1	1	1	0	1

	AB	32
	R	3
	H	7
	RBI	3
	BB	4
	SO	8
	LOB	21

Inning Stats																				
	R: 0	H: 1	R: 0	H: 0	R: 0	H: 2	R: 1	H: 2	R: 2	H: 2	R: 0	H: 0	R: 0	H: 0	R: 0	H: 0	R: 0	H: 0	1B: 6	SF: 1	WP: 0	PA: 39
	E: 0	LOB: 2	E: 0	LOB: 1	E: 0	LOB: 2	E: 0	LOB: 1	E: 0	LOB: 2	E: 0	LOB: 0	E: 0	LOB: 0	E: 0	LOB: 0	E: 0	LOB: 0	2B: 1	SAC: 0	PB: 0	
	K: 1	BB: 1	K: 1	BB: 1	K: 1	BB: 0	K: 0	BB: 0	K: 1	BB: 1	K: 0	BB: 0	K: 2	BB: 0	K: 1	BB: 0	K: 1	BB: 1	3B: 0	DP: 0	SB: 1	
	S: 19	P: 31	S: 10	P: 21	S: 15	P: 22	S: 10	P: 14	S: 13	P: 26	S: 9	P: 12	S: 7	P: 11	S: 7	P: 10	S: 8	P: 13	HR: 0	HBP: 1	CS: 1	

PITCHER		IP	WLS	BF	H	R	ER	SO	BB	IBB	HBP	BLK	WP	HR	S	P	ERA	WHIP
53 Héctor Santiago, L ERA: 3.53	(1, 1)	4.0	L	21	6	3	3	3	3	0	0	0	0	0	56	94	6.75	2.250
52 Jake Petricka, R ERA: 1.46	(5, 1)	1.1		6	1	0	0	1	0	0	1	0	0	0	15	26	0.00	0.750
41 David Purcey, L ERA: 1.14	(6, 1)	2.2		8	0	0	0	3	0	0	0	0	0	0	19	27	0.00	0.000
65 Nate Jones, R ERA: 3.75	(9, 1)	1.0		3	0	0	0	1	1	0	0	0	0	0	8	13	0.00	1.000

PITCHER	IP	WLS	BF	H	R	ER	SO	BB	IBB	HBP	BLK	WP	HR	S	P	ERA	WHIP

Batter	1	2	3	4	5	6	7	8	9	AB	R	H	RBI	BB	SO	LOB
20 Jordan Danks, L (1, 9) OBP: 0.328, SLG: 0.376	C FF 92 B FF 93 S FF 95 B CH 84 F FF 95 B FF 95 B FF 98 4-2 10 1B BB		C FF 96 F SI 96 S FF 98 0-3 ② K		B FF 96 F FF 96 B FF 96 B FF 96 B FF 95 4-1 5 FC5-4 BB		B KC 85 X FF 97 1-0 5 1B 5 S 1B		X FF 94 0-0 ① F8	3	0	1	0	2	1	0
5 Marcus Semien, R (1, 4) OBP: 0.350, SLG: 0.368	C FF 94 B FF 95 1 SAFE F FF 94 B FF 95 S FF 95 2-3 ① K		B SL 85 F SI 97 X CH 85 1-1 10 1B 1B		C FC 92 X SL 78 0-1 ① FC5-4 44 FC3-6 10 SH 14 1B 1-2f		S FF 96 F FF 96 B FF 97 X KC 86 1-2 44 S 1-3 1B		C FF 95 B FF 94 F FF 94 S FF 95 1-3 ② K	5	1	2	0	0	2	2
10 Alexei Ramirez, R (1, 6) OBP: 0.306, SLG: 0.368	1 SAFE B FF 95 F FF 94 B FF 97 F FF 96 X FF 98 2-2 1-2 1B		C FF 96 F FF 98 F FF 98 X FF 98 0-2 1-2 1B		B FC 90 B FC 91 X FC 92 2-0 SH 44 FC3-6 1-2		1 SAFE B FF 96 S FF 97 B FF 97 X FF 97 2-1 ① L6		X FF 94 0-0 44 BB 1B	4	0	3	0	0	0	2
44 Adam Dunn, L (1, 10) OBP: 0.319, SLG: 0.435 30 Alejandro De Aza, L (9, PR) OBP: 0.320, SLG: 0.404	C FF 95 F CH 85 B FF 97 S FF 97 1-3 ② K		C CH 84 B CH 84 S FF 96 B SI 97 S FF 98 2-3 ③ K		F FC 91 B FC 94 B SL 79 B FC 93 C FC 94 F FC 93 X FC 94 3-2 ② FC3-6 14 1B 1-2f 2-3		B SL 83 B SI 92 B SL 83 S SI 93 S SI 93 S SI 93 3-3 ② K 1-2		D SL 84 B FF 93 C SL 82 B FF 94 B FF 95 4-1 1-2 BB	4	0	0	0	1	3	8
										0	0	0	0	0	0	0
14 Paul Konerko, R (1, 3) OBP: 0.320, SLG: 0.365	C SL 85 B FF 96 B SL 87 F FF 96 F FF 98 X CH 85 2-2 ③ G5-3			B SL 81 F FF 94 F FF 98 B FF 98 F CH 85 F FF 98 F FF 98 B FF 98 B FF 98 4-2 24 1B BB	B SL 79 C FC 91 X FC 94 1-1 1-2 3-H 1B		B SL 88 B SL 89 C SI 94 B SI 93 C SL 88 X SI 95 3-2 ③ G5-3		B FF 94 C SL 82 C FF 94 F SL 83 X FF 94 1-2 ③ F8	4	0	1	1	1	0	6
26 Avisaíl García, R (1, 8) OBP: 0.310, SLG: 0.392		X FF 94 0-0 ① F9		S FF 96 B FF 97 B FF 97 S FF 96 S FF 97 2-3 ① K	X FC 93 0-0 ③ G4-3			B SI 90 S SI 90 X FF 90 1-1 ① G1-3		4	0	0	0	0	1	3
12 Conor Gillaspie, L (1, 5) OBP: 0.310, SLG: 0.391		C FF 93 C CH 82 S FF 97 0-3 ② K		B CH 82 B FF 94 S FF 96 F FF 97 B FF 97 S FF 98 3-3 ② K		C FC 90 X SL 79 0-1 ① G3		B FF 91 F FF 90 C SL 83 B FF 91 C SL 83 2-3 ② K		4	0	0	0	0	3	1
24 Dayan Viciedo, R (1, 7) OBP: 0.301, SLG: 0.420		B SL 85 S FF 96 F FF 98 F FF 97 S FF 98 1-3 ③ K		X FF 94 0-0 1-2 1B		C SL 79 F FC 90 F FC 93 X FC 92 0-2 ② G4-3		S SI 90 X SI 90 0-1 36 FC6 1B		4	0	2	0	0	1	0
39 Bryan Anderson, L (1, 2) 36 Josh Phegley, R (4, PH) OBP: 0.224, SLG: 0.312 (5, 2)			S FF 93 C FF 96 B FF 96 B CH 85 B SI 97 S FF 97 3-3 ① K	B FF 94 X FF 95 1-0 ③ G1-3		X FC 91 0-0 ③ F9		C SI 89 S SL 83 F SL 83 X SI 90 0-2 ③ FC6 1-2f		1	0	0	0	0	1	0
										3	0	0	0	0	0	3
Inning Stats	R: 0 E: 0 K: 2 S: 16 H: 1 LOB: 2 BB: 1 P: 27	R: 0 E: 0 K: 2 S: 8 H: 0 LOB: 0 BB: 0 P: 9	R: 0 E: 0 K: 3 S: 15 H: 2 LOB: 2 BB: 0 P: 21	R: 0 E: 0 K: 2 S: 13 H: 1 LOB: 2 BB: 1 P: 23	R: 1 E: 1 K: 0 S: 11 H: 1 LOB: 2 BB: 1 P: 21	R: 0 E: 0 K: 0 S: 7 H: 0 LOB: 0 BB: 0 P: 7	R: 0 E: 0 K: 1 S: 12 H: 2 LOB: 2 BB: 0 P: 22	R: 0 E: 0 K: 1 S: 11 H: 1 LOB: 1 BB: 0 P: 14	R: 0 E: 0 K: 1 S: 10 H: 1 LOB: 2 BB: 1 P: 16	1B: 9 2B: 0 3B: 0 HR: 0 SF: 0 SAC: 1 DP: 0 HBP: 0						

PITCHER		IP	WLS	BF	H	R	ER	SO	BB	IBB	HBP	BLK	WP	HR	S	P	ERA	WHIP
31 Danny Salazar, R ERA: 2.66	(1, 1)	3.2		17	4	0	0	9	2	0	0	0	0	0	51	78	0.00	1.636
50 Nick Hagadone, L ERA: 5.34	(4, 1)	0.1		2	0	1	0	0	1	0	0	0	0	0	2	7	0.00	3.000
27 Bryan Shaw, R ERA: 3.65	(5, 1)	2.0	W	8	1	0	0	0	0	0	0	0	0	0	17	23	0.00	0.500
37 Cody Allen, R ERA: 2.7	(7, 1)	0.1	H	3	2	0	0	0	0	0	0	0	0	0	6	10	0.00	6.000
35 Marc Rzepczynski, L ERA: 3.81	(7, 1)	0.1	H	1	0	0	0	1	0	0	0	0	0	0	3	6	0.00	0.000

PITCHER		IP	WLS	BF	H	R	ER	SO	BB	IBB	HBP	BLK	WP	HR	S	P	ERA	WHIP
32 Matt Albers, R ERA: 3.38	(7, 1)	0.1	H	1	0	0	0	0	0	0	0	0	0	0	3	6	0.00	0.000
38 Joe Smith, R ERA: 2.34	(8, 1)	1.0	H	4	1	0	0	1	0	0	0	0	0	0	11	14	0.00	1.000
54 Chris Perez, R ERA: 3.55	(9, 1)	1.0	S	5	1	0	0	1	1	0	0	0	0	0	10	16	0.00	2.000

BOTTOM

Cleveland Indians @ Chicago White Sox

U.S. Cellular Field, Chicago, IL

Fri Sep 13 2013, 2:12 PM - 5:38 PM EDT

Att. 15,533 - Partly Cloudy - 57 F

livebaseballscorecards.com

AB	36
R	1
H	9
RBI	1
BB	4
SO	12
LOB	25

Batter	1	2	3	4	5	6	7	8	9	AB	R	H	RBI	BB	SO	LOB
24 Michael Bourn, L (1, 8) OBP: 0.314, SLG: 0.342	C FF 93 B CU 80 F SI 93 C FF 92 1-3 ① K2-3		S FC 88 S CU 73 B FF 94 B CU 78 B FC 89 B FC 87 4-2 ① 33 G6-4-3 BB	B FF 93 B SI 88 C FC 86 S FC 83 F FF 93 B CU 79 F FC 85 X FF 93 3-2 1B		C FF 90 B CU 80 D CU 81 1 SAFE B FF 90 B FF 89 4-1 1-2 22 G4-3 41 1B BB		C SI 92 C SI 94 B CU 77 B CU 78 C FF 95 2-3 ① K		3	1	1	0	2	2	0
33 Nick Swisher, S (1, 9) OBP: 0.338, SLG: 0.407 7 Matt Carson, R (8, PR) OBP: 0.667, SLG: 0.600 (8, 9)	B FF 93 X FF 93 1-0 41 1B 22 BB 1B		1 SAFE B SI 92 C CH 85 X SI 92 1-1 ①② G6-4-3 1-2f	B FF 92 X SI 92 1-0 ② F8		B FF 88 B CH 83 C FF 91 F FF 91 X FF 91 2-2 ① L8		F FF 93 C CH 86 B CU 78 B CU 78 B CH 84 B FF 93 4-2 22 1B BB		4 0	0 0	1 0	0 0	1 0	0 0	4 0
22 Jason Kipnis, L (1, 4) OBP: 0.366, SLG: 0.457	B SI 92 B CH 86 D FC 88 D FF 92 4-0 41 1B 1-2 BB		B CU 75 C SI 92 C FF 92 B FF 93 X CU 78 2-2 ③ G3-1	B FC 83 B CH 86 X SI 92 2-0 ③ F8		C FF 92 F FF 92 X CU 80 0-2 ② G4-3 1-2 2-3		B FF 91 B FF 92 C FF 93 X FF 92 2-1 41 G6-4-3 1-2 1B		4	0	1	0	1	0	3
41 Carlos Santana, S (1, 3) OBP: 0.378, SLG: 0.449	B FF 92 B SI 92 D SI 94 F FF 93 F SI 93 F FF 93 X SI 87 3-2 1-2 2-3 1B			B CU 77 F FF 91 X SI 92 1-1 13 HR 1B	B FF 92 B FF 90 C SI 91 B FC 81 T FC 87 B FF 93 4-2 10 FC5 9 WP BB	C CU 78 X FF 91 0-1 2-H 3-H 1B		B CH 83 F FF 93 S FF 92 X FF 93 1-2 ②③ G6-4-3 1-2f		4	1	3	2	1	0	2
23 Michael Brantley, L (1, 7) OBP: 0.325, SLG: 0.381	C FF 91 F SI 93 D CU 81 B FF 93 F FC 88 B CU 77 S CH 86 3-3 ② K			X SI 90 0-0 ① L9	B FF 90 B FF 88 X FF 89 2-0 ① F8	C CU 78 C CU 78 S CU 79 0-3 ③ K			B FF 92 F FF 91 B SL 82 F FF 92 F FF 93 B FF 94 S SL 82 3-3 ① K	5	0	0	0	0	3	6
13 Asdrúbal Cabrera, S (1, 6) OBP: 0.292, SLG: 0.395 62 José Ramírez, S (9, PH) OBP: 0.333, SLG: 0.556 (9, 6)	C CU 79 X SI 93 0-1 ③ G3-1			D FC 89 X CH 85 1-0 1-H HR	C FF 89 B FF 90 F CH 82 B CU 76 F CU 76 S CU 78 2-3 ② K		F FF 95 S SL 86 C SL 85 0-3 ① K		B FF 94 T FF 93 S FF 93 F FF 95 F SL 81 F FF 94 F FF 95 F SL 85 B FF 93 2-2 F CH 85 X FF 94 9 SF7 3B	4 1	1 1	1 1	2 0	0 0	2 0	4 0
25 Jason Giambi, L (1, 10) OBP: 0.280, SLG: 0.370 9 Ryan Raburn, R (5, PH) OBP: 0.379, SLG: 0.604 (5, 10)		X FF 93 0-0 ① F9		B CU 75 B CH 85 B SI 92 B FF 93 4-0 10 1B 8 HR BB	C FF 90 B CU 79 C CU 78 B FF 91 B CU 77 B CU 78 4-2 10 FC5 1-2 BB		C FF 97 B FF 97 S FF 96 B SL 86 F SL 86 F FF 98 B SL 85 C FF 98 3-3 ② K		C FF 95 F FF 94 B FF 96 B FF 94 X SL 80 2-2 ② SF7 3-H	1 1	1 0	0 0	0 1	1 1	0 1	0 0
10 Yan Gomes, R (1, 2) OBP: 0.354, SLG: 0.510		C FF 90 B CU 80 F FF 94 B CU 82 X FC 85 2-2 ② G6-3		X FF 88 0-0 8 HR 1-2 1B	B FF 89 F FF 91 X CU 76 1-1 ③ FC5 1-2 2-3f		B SL 85 B FF 97 B FF 96 B FF 96 4-0 BB		C SL 81 B FF 94 S SL 83 S FF 93 1-3 ③ K	4	1	1	0	1	1	2
8 Lonnie Chisenhall, L (1, 5) OBP: 0.274, SLG: 0.400		C FF 94 X CH 85 0-1 ③ F8		C FC 89 B FF 90 F FF 92 X CU 80 1-2 1-H 2-H HR		B FF 88 B FF 90 S FF 90 X FF 90 2-1 22 G4-3 24 BB 41 1B 1B	S SI 97 X FF 95 0-1 ③ G4-3			4	2	2	3	0	0	1
Inning Stats	R: 0 E: 0 K: 2 S: 14 H: 2 LOB: 3 BB: 1 P: 26	R: 0 E: 0 K: 0 S: 6 H: 0 LOB: 0 BB: 0 P: 8	R: 0 E: 0 K: 0 S: 7 H: 0 LOB: 0 BB: 1 P: 14	R: 5 E: 0 K: 0 S: 15 H: 5 LOB: 1 BB: 1 P: 28	R: 0 E: 0 K: 1 S: 11 H: 0 LOB: 2 BB: 2 P: 24	R: 2 E: 0 K: 1 S: 14 H: 2 LOB: 1 BB: 1 P: 22	R: 0 E: 0 K: 2 S: 10 H: 0 LOB: 1 BB: 1 P: 17	R: 0 E: 0 K: 1 S: 10 H: 1 LOB: 2 BB: 1 P: 19	R: 1 E: 0 K: 2 S: 19 H: 1 LOB: 0 BB: 0 P: 27	1B: 8 2B: 0 3B: 1 HR: 2 SF: 1 SAC: 0 DP: 2 HBP: 0	WP: 1 PB: 0 SB: 0 CS: 0 PA: 44					

TOP

Cleveland Indians @ Chicago White Sox

U.S. Cellular Field, Chicago, IL

Sat Sep 14 2013, 7:11 PM - 10:10 PM EDT

Att. 28,024 - Partly Cloudy - 69 F

livebaseballscorecards.com

AB	35
R	8
H	11
RBI	8
BB	8
SO	9
LOB	22

PITCHER		IP	WLS	BF	H	R	ER	SO	BB	IBB	HBP	BLK	WP	HR	S	P	ERA	WHIP
64 André Rienzo, R ERA: 5.04	(1, 1)	4.0	L	22	7	5	5	2	4	0	0	0	0	2	44	82	11.25	2.750
61 Charlie Leesman, L ERA: 7.43	(5, 1)	2.0		10	2	2	2	2	2	0	0	0	1	0	23	40	9.00	2.000
40 Daniel Webb, R ERA: 6.75	(7, 1)	1.0		4	0	0	0	2	1	0	0	0	0	0	10	17	0.00	1.000
46 Donnie Veal, L ERA: 5.25	(8, 1)	1.0		4	1	0	0	1	1	0	0	0	0	0	10	19	0.00	2.000
43 Addison Reed, R ERA: 3.63	(9, 1)	1.0		4	1	1	1	2	0	0	0	0	0	0	19	27	9.00	1.000

PITCHER	IP	WLS	BF	H	R	ER	SO	BB	IBB	HBP	BLK	WP	HR	S	P	ERA	WHIP

Batter	1	2	3	4	5	6	7	8	9	AB	R	H	RBI	BB	SO	LOB
30 Alejandro De Aza, L (1, 8) OBP: 0.318, SLG: 0.401	C FF 91 F SI 92 S FS 85 0-3 ① K2-3		L SL 84 2 SAFE L FS 85 F FF 94 D FS 84 S SL 83 1-3 ① K		B FF 93 B SL 83 1 SAFE X FF 92 2-0 ② L8			B SL 81 X SI 91 1-0 ① P5		4	0	0	0	0	2	3
15 Gordon Beckham, R (1, 4) OBP: 0.321, SLG: 0.365	C FF 92 X FF 91 0-1 ② P4		X SL 82 0-0 ② F8		X FF 93 0-0 ③ L4			C FF 92 C FC 89 C FF 93 0-3 ② K		4	0	0	0	0	1	3
10 Alexei Ramirez, R (1, 6) OBP: 0.308, SLG: 0.368	C FF 91 X FF 92 0-1 1B		F SI 95 B SI 88 F SL 84 C FF 94 1-3 ③ K			B SI 91 B CU 78 B SI 93 B FF 91 4-0 14 G5-4-3 BB		X FF 89 0-0 ③ G4-3		3	0	1	0	1	1	2
14 Paul Konerko, R (1, 3) OBP: 0.317, SLG: 0.361	C FF 91 C SL 82 X FF 94 0-2 ③ L6			B SI 92 X SI 92 1-0 ① G6-3		D SL 82 C SL 84 X FF 92 1-1 ①② G5-4-3 1-2f			C FS 87 B FS 84 S FF 89 C SL 79 1-3 ① K	4	0	0	0	0	1	2
26 Avisaíl García, R (1, 9) OBP: 0.308, SLG: 0.389		B SL 82 X SL 83 1-0 ① G3		B FF 94 C SL 82 S FS 86 C FF 92 1-3 ② K		C SL 80 B SL 79 X SI 92 1-1 ③ G6-3			C FS 79 F SL 83 F SI 93 X CU 79 0-2 24 1B 12 1B 36 SF8 1B	4	1	1	0	0	1	0
12 Conor Gillaspie, L (1, 10) OBP: 0.312, SLG: 0.392		B FF 92 F SL 83 X FF 93 1-1 ② F7		C SI 92 B SL 83 X FS 84 1-1 1B			B SI 90 C SI 91 B FS 84 F SI 92 B SI 93 F SI 91 S FF 93 3-3 ① K		C SL 83 F FF 92 F FF 93 X FS 83 0-2 24 1B 1-2 1B	4	0	2	0	0	1	0
24 Dayan Viciedo, R (1, 7) OBP: 0.301, SLG: 0.418		C SL 84 X SL 84 0-1 ③ G3-1		X SI 93 0-0 ③ L4			C FF 92 C FF 90 B CU 78 S FF 91 1-3 ② K		B CU 81 C SI 92 B SI 92 X SI 92 2-1 1-2 2-3 1B	4	0	1	0	0	1	1
36 Josh Phegley, R (1, 2) OBP: 0.236, SLG: 0.329			B FF 92 F SI 93 F FF 92 F SL 80 B FF 92 F FS 85 B FF 95 X SI 94 3-2 5 1B 1B		X SL 82 0-0 1B		B SI 92 X SI 92 1-0 2B		B SI 93 B SI 91 C SI 92 F SI 91 F CU 82 X CU 82 2-2 ② SF8 3-H	3	0	3	1	0	0	0
5 Marcus Semien, R (1, 5) OBP: 0.333, SLG: 0.348			B SL 84 1 SAFE C SL 81 B FF 91 X FF 93 2-1 1-2 1B		B SI 92 B SL 83 C SI 93 X SL 84 2-1 ① F8		B SL 84 B SI 94 B SL 80 C SI 91 C SI 94 X SL 83 3-2 ③ F7		C SI 94 B CU 83 S CU 83 S CU 84 1-3 ③ K	4	0	1	0	0	1	4
Inning Stats	R: 0 E: 0 K: 1 S: 10 H: 1 LOB: 1 BB: 0 P: 10	R: 0 E: 0 K: 0 S: 5 H: 0 LOB: 0 BB: 0 P: 7	R: 0 E: 0 K: 2 S: 15 H: 2 LOB: 2 BB: 0 P: 22	R: 0 E: 0 K: 1 S: 7 H: 1 LOB: 1 BB: 0 P: 10	R: 0 E: 0 K: 0 S: 5 H: 1 LOB: 1 BB: 0 P: 9	R: 0 E: 0 K: 0 S: 4 H: 0 LOB: 0 BB: 1 P: 10	R: 0 E: 0 K: 2 S: 11 H: 1 LOB: 1 BB: 0 P: 19	R: 0 E: 0 K: 1 S: 5 H: 0 LOB: 0 BB: 0 P: 6	R: 1 E: 0 K: 2 S: 20 H: 3 LOB: 2 BB: 0 P: 26	1B: 8 2B: 1 3B: 0 HR: 0 SF: 1 SAC: 0 DP: 1 HBP: 0						WP: 0 PB: 0 SB: 0 CS: 0 PA: 36

PITCHER	IP	WLS	BF	H	R	ER	SO	BB	IBB	HBP	BLK	WP	HR	S	P	ERA	WHIP
30 Ubaldo Jiménez, R (1, 1) ERA: 3.49	8.1	W	33	8	1	1	8	1	0	0	0	0	0	73	105	1.08	1.080
20 C.C. Lee, R (9, 1) ERA: 2.45	0.2		3	1	0	0	1	0	0	0	0	0	0	9	14	0.00	1.500

PITCHER	IP	WLS	BF	H	R	ER	SO	BB	IBB	HBP	BLK	WP	HR	S	P	ERA	WHIP

BOTTOM

Cleveland Indians @ Chicago White Sox

U.S. Cellular Field, Chicago, IL

Sat Sep 14 2013, 7:11 PM - 10:10 PM EDT

Att. 28,024 - Partly Cloudy - 69 F

livebaseballscorecards.com

AB	34
R	1
H	9
RBI	1
BB	1
SO	9
LOB	15

Cleveland Indians @ Chicago White Sox

U.S. Cellular Field, Chicago, IL

Sun Sep 15 2013, 6:33 PM - 9:12 PM EDT

Att. 18,631 - Rain - 58 F

TOP

livebaseballscorecards.com

Batter	1	2	3	4	5	6	7	8	9	AB	R	H	RBI	BB	SO	LOB
11 Drew Stubbs, R (1, 8) OBP: 0.302, SLG: 0.358	C SI 93 S SI 93 B SI 94 B SL 79 C SL 79 2-3 ① K		B SI 92 F CH 84 F SL 78 B SI 94 C SL 79 2-3 ② K		B SI 94 1 SAFE B SI 94 C SI 95 C SL 79 S SI 94 2-3 ②③ K 1-2	B SI 91 B SI 92 C SI 92 D SI 92 B SI 93 4-1 1-2 2-3 BB		X SI 93 0-0 ③ FC4-6 1-2f		4	0	0	0	1	3	3
33 Nick Swisher, S (1, 3) OBP: 0.339, SLG: 0.419	B SI 94 C SI 92 C SL 78 B SI 96 S SL 79 2-3 ② K		C CH 85 X CH 84 0-1 ③ G3			X SI 92 0-0 HR C SI 92 F SL 94 S SI 96 0-3 ③ K			C SI 91 B SL 85 X SL 87 1-1 HR	5	2	2	2	0	2	3
9 Ryan Raburn, R (1, 7) OBP: 0.379, SLG: 0.600 23 Michael Brantley, L (7, PH) OBP: 0.324, SLG: 0.380 (7, 7)	C SI 93 C SL 79 B SI 95 F SL 79 B CH 84 S SL 80 2-3 ③ K			B SI 93 B CH 83 X SI 93 2-0 ① G3 B SI 94 B SL 79 B SI 95 B SI 91 4-0 BB		C SI 91 B SL 79 X CH 84 1-1 41 1B 13 HR 1B B SI 92 B SL 84 F SI 92 X SI 92 2-1 ① G4-3			C SI 92 X CU 79 0-1 ① G4-3	3 2	1 0	1 0	0 0	0 0	1 0	0 0
41 Carlos Santana, S (1, 10) OBP: 0.379, SLG: 0.449		C SI 92 B SI 92 C CH 82 X SI 93 1-2 4 WP 7 1B 1B				B SL 78 C SL 77 S SI 93 D SL 79 B SI 94 F SI 94 X CH 83 3-2 13 HR 1-2 1B B SI 92 B SI 93 F SI 91 X SI 93 2-1 ② F9			C SI 92 B CU 80 S SI 92 B FF 92 B CU 80 X SI 92 3-2 ② G3-1	4	2	2	0	1	0	0
10 Yan Gomes, R (1, 2) OBP: 0.348, SLG: 0.500		B SI 92 S CH 82 C SL 79 F SL 78 B SL 80 1 SAFE F SI 94 B SL 78 F SI 92 3-2 ① F9 X SL 78		X CH 83 0-0 ② P4		C CH 84 F SL 79 S SL 80 0-3 ① K	B SL 85 F SI 94 B SL 86 X SI 94 2-1 ③ G6-3		F SI 92 B SL 86 X SI 92 1-1 ③ L8	5	0	0	0	0	1	4
13 Asdrúbal Cabrera, S (1, 6) OBP: 0.292, SLG: 0.400		S SI 90 B SI 94 X CH 82 1-1 ② P3		S SI 94 S SI 95 X SI 94 0-2 ③ L7		B SL 76 X CH 83 1-0 1-H 2-H HR		X SI 91 0-0 ① G6-3		4	1	1	3	0	0	2
4 Mike Aviles, R (1, 5) OBP: 0.284, SLG: 0.381		B SI 92 B CH 81 C SI 93 S CH 85 B SL 80 B SL 78 4-2 7 1B 1-2 BB			C SI 92 C SL 77 X CH 82 0-2 ① L8	C SI 93 F SI 92 F SI 94 X SL 78 0-2 ② G6-3		B SI 89 C SI 91 C SI 92 X SI 92 1-2 ② G4-3		3	0	0	0	1	0	0
7 Matt Carson, R (1, 9) OBP: 0.800, SLG: 1.125		X SI 93 0-0 ③ 1-3 2-H 1B			B SL 76 F CH 83 B SL 77 S SI 94 B SL 80 X SI 95 3-2 HR	F SI 94 B SL 77 B SL 77 X CH 83 2-1 11 BB 62 BB 1B		B SL 84 B SL 84 H SI 92 3-0 62 S HBP		3	1	3	2	0	0	0
62 José Ramírez, S (1, 4) OBP: 0.462, SLG: 0.545			C SI 92 F SI 92 F SL 79 F SL 80 B SI 93 S CH 84 1-3 ① K		C SI 92 F CH 84 X SL 80 0-2 11 CS 1B	B SI 88 B SI 95 F SI 94 B CH 82 S SI 92 B SI 94 4-2 11 BB 1-2 BB		B FF 91 B SI 92 B SI 92 C SI 91 B SI 92 4-1 11 FC4-6 1-2 BB		2	0	1	0	2	1	0

Inning Stats	1	2	3	4	5	6	7	8	9
	R: 0 E: 0 K: 3 S: 10	H: 0 LOB: 0 BB: 0 P: 16	R: 1 E: 0 K: 0 S: 14	H: 2 LOB: 2 BB: 1 P: 23	R: 0 E: 0 K: 2 S: 10	H: 0 LOB: 0 BB: 0 P: 13	R: 0 E: 0 K: 0 S: 5	H: 0 LOB: 1 BB: 1 P: 11	R: 1 E: 0 K: 1 S: 12	H: 2 LOB: 0 BB: 0 P: 17	R: 4 E: 0 K: 2 S: 23	H: 5 LOB: 3 BB: 2 P: 38	R: 0 E: 0 K: 0 S: 6	H: 0 LOB: 0 BB: 0 P: 12	R: 0 E: 0 K: 0 S: 6	H: 0 LOB: 2 BB: 1 P: 14	R: 1 E: 0 K: 0 S: 9	H: 1 LOB: 0 BB: 0 P: 14

	AB	35
	R	7
	H	10
	RBI	7
	BB	5
	SO	8
	LOB	12

1B: 6	SF: 0	WP: 1	PA: 41
2B: 0	SAC: 0	PB: 0	
3B: 0	DP: 0	SB: 1	
HR: 4	HBP: 1	CS: 1	

PITCHER		IP	WLS	BF	H	R	ER	SO	BB	IBB	HBP	BLK	WP	HR	S	P	ERA	WHIP
49 Chris Sale, L ERA: 3.08	(1, 1)	5.2	L	27	9	6	6	7	3	0	0	0	1	3	70	110	9.53	2.118
52 Jake Petricka, R ERA: 1.32	(6, 1)	1.1		5	0	0	0	1	1	0	0	0	0	0	10	20	0.00	0.750
40 Ramon Troncoso, R ERA: 5.19	(8, 1)	2.0		9	1	1	1	0	1	0	1	0	0	1	15	28	4.50	1.000

PITCHER		IP	WLS	BF	H	R	ER	SO	BB	IBB	HBP	BLK	WP	HR	S	P	ERA	WHIP

Batter	1	2	3	4	5	6	7	8	9	AB	R	H	RBI	BB	SO	LOB
28 Leury García, S (1, 8) OBP: 0.255, SLG: 0.233	C FF 93 B FF 92 C FF 92 F FF 95 F FF 95 X SL 84 1-2 ① F8		C FF 92 0-1 ③ CS 1-2	F FF 92 X FF 92 0-1 ① G4-3		B CU 77 F FF 91 X FF 92 1-1 1-3 2B		B FC 92 X FC 92 1-0 ① G4-3		4	0	1	0	0	0	0
15 Gordon Beckham, R (1, 4) OBP: 0.318, SLG: 0.361	C FF 94 B SL 84 F FF 91 S FF 96 1-3 ② K			S FF 94 C SL 88 F FF 96 B SL 85 F FF 95 B CH 83 S FF 95 2-3 ② K		F FF 96 B FF 95 X FC 88 1-1 ② L8		B FC 92 S FC 92 B SL 80 S SL 80 F SL 80 X FC 92 2-2 ② P4		4	0	0	0	0	2	2
10 Alexei Ramirez, R (1, 6) OBP: 0.306, SLG: 0.365	B SL 86 S FF 94 X FF 94 1-1 ③ G4-3			B FF 89 C FF 94 X FF 94 1-1 ③ P3		F FF 95 F FF 96 B FF 96 S FF 95 1-3 ③ K		C FC 93 B SL 80 C SL 80 F SL 80 X FC 93 1-2 ③ L6		4	0	0	0	0	1	2
44 Adam Dunn, L (1, 3) OBP: 0.320, SLG: 0.435		C FF 92 C FF 93 B CH 84 F FF 94 B CH 83 B FF 94 S FF 93 3-3 ① K			C CH 82 B CH 84 B FF 93 B FF 93 S FF 92 F FF 93 F FF 93 B FF 94 4-2 24 G5-3 7 G1-3 BB		S FF 91 X FF 91 0-1 ① F7		B FF 94 C FF 94 B KC 84 B FF 94 S FF 95 X FF 95 3-2 7 DI 1B	3	0	1	0	1	1	0
7 Jeff Keppinger, R (1, 10) OBP: 0.273, SLG: 0.302		B SL 83 B FF 95 C FF 94 F SL 86 F FF 89 X CH 82 2-2 ② G5-3			S FF 94 B SL 86 F FF 92 X FF 95 1-2 ① G1-3 1-2		B FF 92 C FF 92 X CH 80 1-1 20 1B 36 1B 1B		B FF 95 C FF 95 B FF 94 F FF 95 B FF 95 F FF 95 X FF 94 3-2 ① F8 1-2	4	1	1	0	0	0	2
24 Dayan Viciedo, R (1, 7) OBP: 0.298, SLG: 0.414		X FF 95 0-0 ③ G3-1			C SL 87 F CH 82 B FF 96 D CH 83 F FF 95 X CU 82 2-2 ② G5-3 2-3		X CU 81 0-0 ② F7		C KC 85 S KC 85 B FF 94 T KC 86 1-2 ② K	4	0	0	0	0	1	3
20 Jordan Danks, L (1, 9) OBP: 0.326, SLG: 0.372			S FF 92 S FF 92 B FF 92 B CU 82 S FF 93 2-3 ① K		B CH 80 F FF 93 B FF 93 X FF 93 2-1 ③ F7		X FF 92 0-0 36 1B 1-2 1B		C KC 86 B FF 94 B KC 85 F FF 95 B KC 86 X FF 95 3-2 ③ F9	4	0	1	0	0	1	2
36 Josh Phegley, R (1, 2) OBP: 0.238, SLG: 0.330			X FF 93 0-0 ② P3			B FF 92 C FF 92 F FF 92 X CU 81 1-2 ① G4-3	X FF 93 0-0 1-3 2-H 1B			3	0	1	1	0	0	0
5 Marcus Semien, R (1, 5) OBP: 0.370, SLG: 0.385			C FF 94 X FF 89 0-1 28 CS 1B			B SI 92 S FF 94 B FF 94 X FF 92 2-1 28 2B 1B	B FC 90 C FC 92 F SL 79 X FC 92 1-2 ③ L7			3	0	2	0	0	0	2
Inning Stats	R: 0 E: 0 K: 1 S: 10 H: 0 LOB: 0 BB: 0 P: 13	R: 0 E: 0 K: 1 S: 9 H: 0 LOB: 0 BB: 0 P: 14	R: 0 E: 0 K: 1 S: 7 H: 1 LOB: 0 BB: 0 P: 9	R: 0 E: 0 K: 1 S: 9 H: 0 LOB: 0 BB: 0 P: 12	R: 0 E: 0 K: 0 S: 13 H: 0 LOB: 1 BB: 1 P: 22	R: 0 E: 0 K: 1 S: 12 H: 2 LOB: 2 BB: 0 P: 18	R: 1 E: 0 K: 0 S: 10 H: 3 LOB: 2 BB: 0 P: 12	R: 0 E: 0 K: 0 S: 9 H: 0 LOB: 0 BB: 0 P: 13	R: 0 E: 0 K: 1 S: 13 H: 1 LOB: 1 BB: 0 P: 23	1B: 6 2B: 1 3B: 0 HR: 0 SF: 0 SAC: 0 DP: 0 HBP: 0						WP: 0 PB: 0 SB: 0 CS: 1 PA: 35	

PITCHER		IP	WLS	BF	H	R	ER	SO	BB	IBB	HBP	BLK	WP	HR	S	P	ERA	WHIP
34 Zach McAllister, R ERA: 3.96	(1, 1)	6.2	W	26	6	1	1	5	1	0	0	0	0	0	67	96	1.35	1.050
27 Bryan Shaw, R ERA: 3.57	(7, 1)	1.1		4	0	0	0	0	0	0	0	0	0	0	12	17	0.00	0.000
37 Cody Allen, R ERA: 2.66	(9, 1)	1.0		4	1	0	0	1	0	0	0	0	0	0	13	23	0.00	1.000

PITCHER	IP	WLS	BF	H	R	ER	SO	BB	IBB	HBP	BLK	WP	HR	S	P	ERA	WHIP

BOTTOM

Cleveland Indians @ Chicago White Sox

U.S. Cellular Field, Chicago, IL

Sun Sep 15 2013, 6:33 PM - 9:12 PM EDT

Att. 18,631 - Rain - 58 F

livebaseballscorecards.com

AB	33
R	1
H	7
RBI	1
BB	1
SO	6
LOB	13

Cleveland Indians @ Kansas City Royals

Kauffman Stadium, Kansas City, MO

Mon Sep 16 2013, 7:11 PM - 10:38 PM CDT

Att. 15,413 - Overcast - 61 F

TOP

livebaseballscorecards.com

Batter	1	2	3	4	5	6	7	8	9	AB	R	H	RBI	BB	SO	LOB
24 Michael Bourn, L (1, 8) OBP: 0.313, SLG: 0.341	C FF 93 B FF 94 S CH 86 S CH 85 1-3 K ①		C FF 93 C KC 79 B FC 80 B CH 86 C CH 86 2-3 K ②		X FF 91 0-0 1B		B KC 84 C FF 95 C KC 85 S FF 97 1-3 K ②		B FF 94 C FF 94 C CU 74 X FF 94 1-2 F8 ③	5	0	1	0	0	3	0
33 Nick Swisher, S (1, 9) OBP: 0.341, SLG: 0.419	S FF 94 B FF 90 B CH 86 X FF 94 2-1 41 2B 1B		C KC 80 S CH 85 B FC 89 B CH 86 B CH 86 B FF 94 4-2 BB		C FC 88 1 SAFE B CH 87 S CH 85 S CH 85 1-3 K ①		B FC 93 B FF 95 B FF 95 C FF 95 F FC 93 B FF 96 4-2 BB			2	0	1	0	2	1	1
22 Jason Kipnis, L (1, 4) OBP: 0.363, SLG: 0.454	F FF 94 F FF 94 S CH 86 0-3 K ②		F FF 94 C FC 90 B CH 86 F CH 87 C FC 89 1-3 K ③		B FC 88 C FC 87 B CH 85 F FC 87 S CH 86 2-3 K ②		B KC 84 F FC 92 B FF 95 X FF 95 2-1 L8 ③			4	0	0	0	0	3	4
41 Carlos Santana, S (1, 3) OBP: 0.379, SLG: 0.450	B SI 94 B CH 86 X FC 91 2-0 1-3 2B			B SI 92 F FC 88 B KC 79 C CH 85 F CH 86 C CH 86 2-3 ①	B KC 78 1 SAFE 1 SAFE T FF 92 D CH 86 F FF 92 C FC 87 2-3 ③			B FF 95 B FC 91 F FF 96 B FF 95 F FF 95 F FC 91 S FC 91 3-3 K ①		4	0	1	0	0	3	1
23 Michael Brantley, L (1, 7) OBP: 0.325, SLG: 0.381	C FF 91 B CH 87 X CH 87 1-1 G3 ③			B KC 78 C FC 88 B KC 80 B CH 85 F FF 93 X CH 86 3-2 25 BB 1B		B KC 77 B FC 85 C FF 92 B CH 84 X FF 92 3-1 G4-3 ①		C FC 89 B KC 81 X FC 90 1-1 1B		4	0	2	0	0	0	2
13 Asdrúbal Cabrera, S (1, 6) OBP: 0.291, SLG: 0.401		B FC 88 C CH 85 C CH 85 X FF 93 1-2 P4 ①		D KC 80 D CH 86 F FC 89 1 SAFE C CH 85 F FC 87 X CH 86 2-2 F8 ②		B KC 77 F FF 92 B KC 78 X CH 84 2-1 25 L8 2B		C FF 95 B FC 90 B KC 78 F FF 95 C FC 91 2-3 K ②		4	0	1	0	0	1	2
25 Jason Giambi, L (1, 10) OBP: 0.279, SLG: 0.364		C FF 93 F FF 93 F CH 86 C FC 89 0-3 K ②		1 SAFE B FC 89 F CH 86 B KC 80 S FF 92 B FF 93 B FF 93 4-2 1-2 BB		B FF 93 C FF 93 X FF 92 1-1 L8 ② 2-3		F FC 90 F FF 95 S FF 96 0-3 K ③		3	0	0	0	1	2	2
10 Yan Gomes, R (1, 2) OBP: 0.343, SLG: 0.492		C FC 89 B KC 79 F CH 85 X CH 86 1-2 G5-3 ③		B FC 89 S FC 89 C FF 94 B FF 93 B FF 94 F FC 88 S FF 93 3-3 K ③		X FC 87 0-0 P4 ③			C FF 92 S CU 73 F FF 93 B CH 84 S CH 84 1-3 K ①	4	0	0	0	0	2	3
8 Lonnie Chisenhall, L (1, 5) OBP: 0.275, SLG: 0.410 62 José Ramírez, S (9, PH) OBP: 0.429, SLG: 0.500			X FF 93 0-0 F8 ①		B KC 78 X CH 85 1-0 HR		B FF 94 C FF 94 S FF 93 B FF 96 B KC 86 S FF 96 3-3 K ①		B FF 94 C FF 93 C CU 74 B CH 86 S FF 94 2-3 K ②	3 1	1 0	1 0	1 0	0 0	1 1	0 0

Inning Stats	1	2	3	4	5	6	7	8	9
	R: 0 E: 0 K: 2 S: 11	R: 0 E: 0 K: 1 S: 10	R: 0 E: 0 K: 2 S: 10	R: 0 E: 0 K: 2 S: 17	R: 1 E: 0 K: 3 S: 11	R: 0 E: 0 K: 0 S: 7	R: 0 E: 0 K: 2 S: 10	R: 0 E: 0 K: 3 S: 12	R: 0 E: 0 K: 2 S: 10
	H: 2 LOB: 2 BB: 0 P: 17	H: 0 LOB: 0 BB: 0 P: 12	H: 0 LOB: 1 BB: 1 P: 17	H: 1 LOB: 2 BB: 1 P: 31	H: 2 LOB: 1 BB: 0 P: 17	H: 1 LOB: 1 BB: 0 P: 13	H: 0 LOB: 1 BB: 1 P: 20	H: 1 LOB: 1 BB: 0 P: 18	H: 0 LOB: 0 BB: 0 P: 14

	AB	34
	R	1
	H	7
	RBI	1
	BB	3
	SO	17
	LOB	15

	1B: 4	SF: 0	WP: 0	PA: 37
	2B: 2	SAC: 0	PB: 0	
	3B: 0	DP: 0	SB: 0	
	HR: 1	HBP: 0	CS: 0	

PITCHER		IP	WLS	BF	H	R	ER	SO	BB	IBB	HBP	BLK	WP	HR	S	P	ERA	WHIP
33 James Shields, R ERA: 3.33	(1, 1)	6.0	W	26	6	1	1	10	2	0	0	0	0	1	66	107	1.50	1.333
17 Wade Davis, R ERA: 5.46	(7, 1)	1.0		4	0	0	0	2	1	0	0	0	0	0	10	20	0.00	1.000
44 Luke Hochevar, R ERA: 1.64	(8, 1)	1.0		4	1	0	0	3	0	0	0	0	0	0	12	18	0.00	1.000
55 Tim Collins, L ERA: 3.53	(9, 1)	1.0		3	0	0	0	2	0	0	0	0	0	0	10	14	0.00	0.000

PITCHER		IP	WLS	BF	H	R	ER	SO	BB	IBB	HBP	BLK	WP	HR	S	P	ERA	WHIP

Batter	1	2	3	4	5	6	7	8	9	AB	R	H	RBI	BB	SO	LOB
4 Alex Gordon, L (1, 7) OBP: 0.328, SLG: 0.435	C SL 80 F SI 94 X SL 82 0-2 ① G3		B SI 93 B SI 93 F SI 92 F SI 94 F SI 95 B SL 84 S SL 85 3-3 K 35 1B 13 1B	F SI 91 B SI 93 C SI 92 D SL 83 X SL 83 2-2 ③ L1		B FF 96 X FF 94 1-0 ② F9 1-2 2-3	C CU 74 C FF 92 B FF 92 F CU 74 S CU 75 1-3 ③ K		5	1	0	0	0	2	5
64 Emilio Bonifácio, S (1, 4) OBP: 0.298, SLG: 0.341	C SI 92 S SL 82 B SI 94 B SL 84 F CH 81 F SI 94 B SI 94 X SI 94 3-2 35 L8 35 S 16 1B 1B		1 SAFE B SI 91 C SI 92 F SI 92 F SI 94 1 SAFE S SL 83 1-3 ① K		B SI 86 C SI 88 F SI 90 F SI 92 X SL 81 1-2 ① G5-3	F FF 96 C SL 84 B FF 97 X FF 96 1-2 2-3 3-H 1B		X FF 90 0-0 35 G5-4-3 1B		5	1	3	1	0	1	1
35 Eric Hosmer, L (1, 3) OBP: 0.356, SLG: 0.448	B SI 95 D SL 82 1 SAFE B SI 93 C SI 94 C SL 85 F SI 94 X SL 81 3-2 ② L8 1-3		D SL 85 B SI 95 X SI 94 2-0 13 1B 1-3 1B		C SI 91 B SI 92 S SL 81 F SL 82 B SI 92 S SL 82 2-3 ② K	F FF 94 F FF 96 1 SAFE X FF 96 0-2 ③ G3		C SL 79 C FF 90 D SL 80 X FF 91 1-2 ① ② G5-4-3 1-2f		5	0	1	0	0	1	4
16 Billy Butler, R (1, 10) OBP: 0.377, SLG: 0.415	B SL 88 B SI 94 X SI 95 2-0 13 BB 1B 3-H		C SL 88 F CH 80 1 SAFE B SI 93 S SL 85 1-3 ② K		X SI 90 0-0 ③ G1-3		X FF 97 0-0 13 FC6-4 1B	B SL 79 B FF 92 B FF 91 C FF 91 B FF 92 4-1 13 1B BB		4	0	2	1	1	1	2
13 Salvador Perez, R (1, 2) OBP: 0.326, SLG: 0.428	B CH 81 B SI 94 B SI 95 B SI 93 4-0 6 FC6-4 1-2 BB		X SI 94 0-0 6 FC6-4 1-2 3-H 1B			C SL 88 B SL 84 X SI 89 1-1 6 3B 3B	X FF 95 0-0 ① FC6-4 7 1B 8 1B 1-2f	C FF 91 D SL 81 X SL 78 1-1 1-2 1B		4	2	3	1	1	0	1
6 Lorenzo Cain, R (1, 8) OBP: 0.316, SLG: 0.355	C SI 94 S SI 95 X SI 95 0-2 ③ FC6-4 1-2f		B SI 94 F SI 94 X SI 94 1-1 ③ FC6-4 1-2f			S SI 90 B SI 92 B SI 92 B SL 83 F SI 94 F SL 84 X SI 93 3-2 7 1B 3B 3-H	C FF 95 S SL 84 B FF 96 F SL 85 F FF 97 B CH 88 F FF 94 B CH 90 F FF 97 3-3 ② K F FF 96 C SL 85	B FF 91 C FF 92 B FF 91 S FF 91 B FF 92 S FF 92 3-3 ③ K		5	1	1	1	0	2	7
27 Justin Maxwell, R (1, 9) OBP: 0.330, SLG: 0.433 7 David Lough, L (6, PH) OBP: 0.306, SLG: 0.406 (7, 9)		C SI 92 S SL 84 B SI 94 B SL 84 B SI 94 S SI 94 3-3 ① K	T SI 88 X SI 88 0-1 ① P6			X SI 95 0-0 4 F9 2 E 64 1B 1B 3-H	C FF 96 B CH 90 X FF 95 1-1 8 1B 2 1B 1B 1-3			2	0	0	0	0	1	0
										2	2	2	1	0	0	0
21 Jamey Carroll, R (1, 5) OBP: 0.263, SLG: 0.246 8 Mike Moustakas, L (6, 5) OBP: 0.288, SLG: 0.362		X SI 92 0-0 ② P6	B SI 89 X SI 89 1-0 ② F9			B CU 81 B SI 94 1 SAFE B SI 94 X SI 93 3-0 ① F8	B FF 91 C FF 91 C CU 75 1 SAFE X CU 75 1-2 2 1B 1-3 3-H 1B			2	0	0	0	0	0	0
										2	0	1	1	0	0	1
2 Alcides Escobar, R (1, 6) OBP: 0.263, SLG: 0.307		C SI 93 F SI 94 B SL 85 B SL 84 B SI 94 F SI 93 S CH 80 3-3 ③ K	C SI 88 X CH 77 0-1 1B			X SI 94 0-0 E6 64 1B 4 F9 1-2	F FF 92 B SL 79 X FF 92 1-1 1-2 3-H 1B			4	0	2	1	0	1	1
Inning Stats	R: 1 E: 0 K: 0 S: 16 H: 2 LOB: 2 BB: 1 P: 28	R: 0 E: 0 K: 2 S: 8 H: 0 LOB: 0 BB: 0 P: 14	R: 1 E: 0 K: 3 S: 15 H: 2 LOB: 2 BB: 0 P: 23	R: 0 E: 0 K: 0 S: 8 H: 1 LOB: 1 BB: 0 P: 11	R: 0 E: 0 K: 1 S: 9 H: 0 LOB: 0 BB: 0 P: 12	R: 3 E: 1 K: 0 S: 16 H: 4 LOB: 2 BB: 0 P: 25	R: 2 E: 0 K: 2 S: 21 H: 4 LOB: 2 BB: 0 P: 28	R: 0 E: 0 K: 1 S: 10 H: 2 LOB: 2 BB: 1 P: 19		1B: 13 2B: 0 3B: 2 HR: 0 SF: 0 SAC: 0 DP: 1 HBP: 0						

PITCHER		IP	WLS	BF	H	R	ER	SO	BB	IBB	HBP	BLK	WP	HR	S	P	ERA	WHIP
26 Scott Kazmir, L ERA: 4.34	(1, 1)	5.0	L	24	7	4	4	6	1	0	0	0	1	0	62	98	7.20	1.600
32 Matt Albers, R ERA: 3.36	(6, 1)	0.1		3	1	0	0	0	0	0	0	0	0	0	3	6	0.00	3.000
50 Nick Hagadone, L ERA: 5.23	(6, 1)	0.2		3	1	1	0	0	0	0	0	0	0	0	7	9	0.00	1.500
59 Carlos Carrasco, R ERA: 6.95	(7, 1)	0.2		4	2	2	2	1	0	0	0	0	0	0	12	16	27.00	3.000
53 Rich Hill, L ERA: 6.45	(7, 1)	0.1		3	2	0	0	1	0	0	0	0	0	0	9	12	0.00	6.000

PITCHER		IP	WLS	BF	H	R	ER	SO	BB	IBB	HBP	BLK	WP	HR	S	P	ERA	WHIP
52 Vinnie Pestano, R ERA: 4.08	(8, 1)	1.0		5	2	0	0	1	1	0	0	0	0	0	10	19	0.00	3.000

BOTTOM

Cleveland Indians @ Kansas City Royals

Kauffman Stadium, Kansas City, MO

Mon Sep 16 2013, 7:11 PM - 10:38 PM CDT

Att. 15,413 - Overcast - 61 F

livebaseballscorecards.com

AB	40
R	7
H	15
RBI	7
BB	2
SO	9
LOB	22

WP: 1 PA: 42
PB: 0
SB: 1
CS: 0

Cleveland Indians @ Kansas City Royals

Kauffman Stadium, Kansas City, MO

Tue Sep 17 2013, 7:10 PM - 10:21 PM CDT

Att. 21,685 - Partly Cloudy - 71 F

TOP

livebaseballscorecards.com

Batter	1	2	3	4	5	6	7	8	9	AB	R	H	RBI	BB	SO	LOB
24 Michael Bourn, L (1, 8) OBP: 0.315, SLG: 0.352	B FF 96 B FF 96 B FF 94 B FF 95 4-0 33 G6-4-3 BB	S FF 97 D CU 82 X FF 98 1-1 ③ G3				X FF 98 0-0 ① P6	S CH 88 X FF 100 0-1 1-H 33 SF7 3B		C FF 95 B KC 80 F FC 90 F FC 91 X FF 96 1-2 HR	4	2	2	2	1	0	1
33 Nick Swisher, S (1, 3) OBP: 0.340, SLG: 0.418	C FF 96 B CH 86 X FF 98 1-1 ①② G6-4-3 1-2f			B FF 98 C FF 98 B CU 81 F FF 99 C FF 96 2-3 ① K		X FF 99 0-0 41 1B 23 1B 1B	B FF 100 B CH 88 B CH 89 X FF 98 3-0 ② SF7 3-H		B FC 90 F FF 96 C KC 81 S FC 91 1-3 ① K	4	1	1	1	0	2	1
22 Jason Kipnis, L (1, 4) OBP: 0.362, SLG: 0.450	C FF 98 B CU 81 F FF 98 T CU 84 1-2 ③ K			B CU 78 X FC 94 1-0 ② G4-3		B FF 98 C FF 93 F FF 95 F FF 99 C SI 94 1-3 ② K	B FF 99 B FF 99 C FF 100 B SI 98 X SI 98 3-1 ③ L9		B KC 81 B FC 92 S FF 96 B FC 91 F FF 96 B FF 96 4-2 25 G3-6-3 BB	4	0	0	0	1	2	1
41 Carlos Santana, S (1, 10) OBP: 0.381, SLG: 0.450 11 Drew Stubbs, R (8, PR) OBP: 0.302, SLG: 0.358 (8, 10) 25 Jason Giambi, L (9, PH) OBP: 0.278, SLG: 0.362 (9, 10)		C FF 98 B CH 86 B CH 88 B FF 98 B FF 97 4-1 23 G1-6-3 BB		B CU 80 B FF 94 B FF 97 C FF 97 X FF 94 3-1 E1		C CU 81 B FF 99 X SI 94 1-1 23 1B 1-3 1B		C KC 83 B KC 84 B FC 92 C KC 83 B FF 94 B KC 85 4-2 23 G3-1 13 2B BB	F FF 96 X KC 81 0-1 ②③ G3-6-3 1-2f	2 0 1	0 1 0	1 0 0	0 0 0	2 0 0	0 0 0	0 0 1
23 Michael Brantley, L (1, 7) OBP: 0.324, SLG: 0.380		C FF 98 F FF 99 D FF 101 D CU 83 F FF 100 X FF 99 2-2 ①② G1-6-3 1-2f		B FF 96 C SI 98 X FF 95 1-1 ③ G4-3		D FF 97 C FF 96 F FF 99 F SI 98 B CU 84 X FF 100 3-2 13 BB 1-3 3-H 1B		F FF 95 1 SAFE X FC 92 0-1 ① G3-1 1-2		4	0	1	1	0	0	3
13 Asdrúbal Cabrera, S (1, 6) OBP: 0.295, SLG: 0.405		T FF 99 B FF 100 B CH 87 X SI 97 2-1 ③ F8			C CU 80 B FF 96 X FF 94 1-1 1B	B SI 90 B SL 83 B SI 91 1 SAFE C FF 92 B FF 93 4-1 1-2 BB		B KC 85 B FC 92 X KC 84 2-0 9 FC6-5 2-H 2B		3	0	2	1	1	0	0
9 Ryan Raburn, R (1, 9) OBP: 0.372, SLG: 0.589 7 Matt Carson, R (8, PR) OBP: 0.800, SLG: 1.125 (8, 9)			B FF 97 C FF 96 X FF 98 1-1 ① G4-3		F SI 97 B CU 80 B FF 94 B SI 96 F FF 98 X FF 99 3-2 ① P4	S SL 81 B SL 84 F FF 90 D SL 81 D SL 82 S SL 83 3-3 ③ K		C FF 96 B FC 92 S FF 96 D FC 91 X FC 91 2-2 ② FC6-5 8 E 2-3		4 0	0 0	0 0	0 0	0 0	1 0	6 0
8 Lonnie Chisenhall, L (1, 5) OBP: 0.271, SLG: 0.404 4 Mike Aviles, R (8, PR) OBP: 0.284, SLG: 0.381 (8, 5)			C CU 79 B FF 98 X CH 88 1-1 ② F9		D CU 82 C FF 95 X CU 80 1-1 ② F9		F FF 98 F FF 100 C CH 90 0-3 ① K	B FC 92 X FF 96 1-0 E4 1-2		4 0	0 0	0 0	0 0	0 0	1 0	2 0
10 Yan Gomes, R (1, 2) OBP: 0.345, SLG: 0.490			B FF 99 S FF 98 C FF 98 X FF 102 1-2 1B		C FF 100 F CU 82 B FF 96 X CU 84 1-2 ③ F7		C FF 100 H CU 80 1-1 24 3B HBP	C FF 96 B FC 93 F FC 92 B FF 95 B FC 91 X FF 96 3-2 ③ G1-3		3	1	1	0	0	0	3
Inning Stats	R: 0 E: 0 K: 1 S: 5 H: 0 LOB: 0 BB: 1 P: 11	R: 0 E: 0 K: 0 S: 7 H: 0 LOB: 0 BB: 1 P: 15	R: 0 E: 0 K: 0 S: 9 H: 1 LOB: 1 BB: 0 P: 13	R: 0 E: 1 K: 1 S: 8 H: 0 LOB: 1 BB: 0 P: 15	R: 0 E: 0 K: 0 S: 10 H: 1 LOB: 1 BB: 0 P: 16	R: 1 E: 0 K: 2 S: 15 H: 3 LOB: 3 BB: 1 P: 27	R: 2 E: 0 K: 1 S: 9 H: 1 LOB: 0 BB: 0 P: 16	R: 1 E: 1 K: 0 S: 12 H: 1 LOB: 2 BB: 1 P: 24	R: 1 E: 0 K: 1 S: 11 H: 1 LOB: 0 BB: 1 P: 17	1B: 5 2B: 1 3B: 1 HR: 1 SF: 1 SAC: 0 DP: 3 HBP: 1						

	AB	33
	R	5
	H	8
	RBI	5
	BB	5
	SO	6
	LOB	18

WP: 0 PA: 40
PB: 0
SB: 0
CS: 0

PITCHER		IP	WLS	BF	H	R	ER	SO	BB	IBB	HBP	BLK	WP	HR	S	P	ERA	WHIP
30 Yordano Ventura, R ERA: 1.59	(1, 1)	5.2		23	5	1	1	3	2	0	0	0	0	0	50	86	1.59	1.235
53 Will Smith, L ERA: 2.73	(6, 1)	0.0		1	0	0	0	0	1	0	0	0	0	0	1	5	∞	∞
31 Louis Coleman, R ERA: 0.35	(6, 1)	0.1	H	1	0	0	0	1	0	0	0	0	0	0	3	6	0.00	0.000
40 Kelvin Herrera, R ERA: 3.95	(7, 1)	1.0	B	5	1	2	2	1	0	0	1	0	0	0	9	16	18.00	1.000
17 Wade Davis, R ERA: 5.48	(8, 1)	1.0	L	6	1	1	1	0	1	0	0	0	0	0	12	24	9.00	2.000

PITCHER		IP	WLS	BF	H	R	ER	SO	BB	IBB	HBP	BLK	WP	HR	S	P	ERA	WHIP
44 Luke Hochevar, R ERA: 1.76	(9, 1)	1.0		4	1	1	1	1	1	0	0	0	0	1	11	17	9.00	2.000

Cleveland Indians @ Kansas City Royals

Kauffman Stadium, Kansas City, MO

Tue Sep 17 2013, 7:10 PM - 10:21 PM CDT

Att. 21,685 - Partly Cloudy - 71 F

livebaseballscorecards.com

BOTTOM

Batter	1	2	3	4	5	6	7	8	9	AB	R	H	RBI	BB	SO	LOB
4 Alex Gordon, L (1, 7) OBP: 0.329, SLG: 0.433	C SI 94 F SI 95 B SI 94 X SL 91 1-2 ① G4-3		B SL 90 B SI 93 B SI 93 C SI 94 X SL 90 3-1 ① F8	S CH 86 B SL 90 B CU 84 F SI 94 X CH 85 2-2 1B		B SL 80 S SI 90 S SL 84 B SL 84 B SI 91 F SL 84 B SI 92 4-2 1-2 BB		1 SAFE 1 SAFE X FF 91 0-0 ③ F8		4	0	1	0	1	0	1
64 Emilio Bonifácio, S (1, 4) OBP: 0.299, SLG: 0.340	B SI 94 B SI 94 C SI 94 B SI 93 C SI 95 B SL 92 4-2 35 2B BB		B CH 86 B SI 94 T SI 93 F SI 94 X SL 92 2-2 16 BB 13 SF7 35 S 1B	C SI 92 X SI 91 0-1 ③ G3		X SI 93 0-0 ③ G4-3			C FF 95 B SL 83 B FF 94 C FF 94 F FF 95 X SL 82 2-2 ① G6-3	4	2	1	0	1	0	3
35 Eric Hosmer, L (1, 3) OBP: 0.356, SLG: 0.448	F SI 93 B SI 93 1 SAFE X SI 93 1-1 16 G4-3 1-H 2B		1 SAFE D CU 83 B FF 93 C SL 90 D CH 85 B SL 91 4-1 16 BB 8 2B 1-2 BB		B SI 91 B SI 92 X SI 92 2-0 ① P5		C SL 83 S SI 90 S SL 82 0-3 ① K2-3		C FF 95 F FF 94 C SL 84 0-3 ② K	4	1	1	1	1	2	0
16 Billy Butler, R (1, 10) OBP: 0.377, SLG: 0.414	B SI 94 X SL 90 1-0 ② G4-3 2-3		B SL 91 B SI 93 F SL 90 B SI 94 B SL 90 4-1 8 2B 1-2 2-3 BB		C SL 88 X SI 93 0-1 1B		B KC 84 X FF 96 1-0 ② F7		C SL 84 F SL 84 C FF 94 0-3 ③ K	4	0	1	0	1	1	1
13 Salvador Perez, R (1, 2) OBP: 0.325, SLG: 0.428	C CU 84 X SI 94 0-1 ③ P4		B CH 86 F SI 95 X CH 86 1-1 ② SF7 3-H		B CU 81 D SL 89 F SI 92 B SL 88 S FF 94 S SL 91 3-3 ② K		B KC 85 F FF 96 X KC 87 1-1 1B			3	0	1	1	0	1	2
8 Mike Moustakas, L (1, 5) OBP: 0.290, SLG: 0.368		X SI 92 0-0 7 SH1-3 2B	B SL 89 B SI 93 X SI 93 2-0 1-3 2-H 2B		B FF 91 F FF 91 F CU 76 X SL 80 1-2 ③ F9		B FF 96 F FF 96 F FF 96 T KC 86 1-2 ③ K			4	0	2	1	0	1	2
7 David Lough, L (1, 9) OBP: 0.305, SLG: 0.405 6 Lorenzo Cain, R (6, PH) (7, 9) OBP: 0.315, SLG: 0.353		X SI 91 0-0 ① SH1-3 2-3	F SI 93 C SI 93 X CU 82 0-2 ③ P6			C FC 94 C SL 81 B FC 95 F FC 95 X SL 82 1-2 ① P3		B SI 90 C SI 90 F SI 90 C SL 81 1-3 ① K		1 2	0 0	0 0	0 0	0 0	0 1	2 0
2 Alcides Escobar, R (1, 6) OBP: 0.261, SLG: 0.305		C SL 91 F CU 84 B SI 93 F SL 90 F CU 85 C CU 84 1-3 ② K		F SI 93 X CU 82 0-1 ① G4-1		C SL 81 F SL 81 B SL 82 B FC 95 B FC 93 X FC 94 3-2 ② G4-3		C SL 83 B SI 91 X SI 89 1-1 ② G1-3		4	0	0	0	0	1	1
1 Jarrod Dyson, L (1, 8) OBP: 0.324, SLG: 0.373		C CU 83 X CH 86 0-1 ③ G6-3		B SI 92 C SI 92 X CH 84 1-1 ② B1-3		B FF 91 B FC 94 C FC 93 X FC 94 2-1 4 S 1B		B FF 91 S FF 90 X FF 91 1-1 1B		4	0	2	0	0	0	1

Inning Stats	1	2	3	4	5	6	7	8	9
	R: 1 E: 0 K: 0 S: 10	R: 0 E: 0 K: 1 S: 9	R: 2 E: 0 K: 0 S: 13	R: 0 E: 0 K: 0 S: 9	R: 0 E: 0 K: 1 S: 9	R: 0 E: 0 K: 0 S: 13	R: 0 E: 0 K: 2 S: 9	R: 0 E: 0 K: 1 S: 8	R: 0 E: 0 K: 2 S: 10
	H: 1 LOB: 1 BB: 1 P: 17	H: 1 LOB: 1 BB: 0 P: 10	H: 2 LOB: 2 BB: 2 P: 29	H: 1 LOB: 1 BB: 0 P: 12	H: 1 LOB: 1 BB: 0 P: 15	H: 1 LOB: 2 BB: 1 P: 23	H: 1 LOB: 1 BB: 0 P: 12	H: 1 LOB: 1 BB: 0 P: 11	H: 0 LOB: 0 BB: 0 P: 12

	AB	34
	R	3
	H	9
	RBI	3
	BB	4
	SO	7
	LOB	13

	1B: 6	SF: 1	WP: 0	PA: 40
	2B: 3	SAC: 1	PB: 0	
	3B: 0	DP: 0	SB: 2	
	HR: 0	HBP: 0	CS: 0	

PITCHER		IP	WLS	BF	H	R	ER	SO	BB	IBB	HBP	BLK	WP	HR	S	P	ERA	WHIP
28 Corey Kluber, R ERA: 3.62	(1, 1)	4.2		23	6	3	3	2	3	0	0	0	0	0	47	79	5.79	1.929
53 Rich Hill, L ERA: 6.39	(5, 1)	0.1		1	0	0	0	0	0	0	0	0	0	0	3	4	0.00	0.000
27 Bryan Shaw, R ERA: 3.54	(6, 1)	0.2		3	1	0	0	0	0	0	0	0	0	0	9	15	0.00	1.500
35 Marc Rzepczynski, L ERA: 3.71	(6, 1)	0.2		3	0	0	0	1	1	0	0	0	0	0	7	11	0.00	1.500
37 Cody Allen, R ERA: 2.63	(7, 1)	0.2	W	3	1	0	0	1	0	0	0	0	0	0	6	9	0.00	1.500

PITCHER		IP	WLS	BF	H	R	ER	SO	BB	IBB	HBP	BLK	WP	HR	S	P	ERA	WHIP
38 Joe Smith, R ERA: 2.3	(8, 1)	1.0	H	4	1	0	0	1	0	0	0	0	0	0	8	11	0.00	1.000
54 Chris Perez, R ERA: 3.48	(9, 1)	1.0	S	3	0	0	0	2	0	0	0	0	0	0	10	12	0.00	0.000

Batter	1	2	3	4	5	6	7	8	9	AB	R	H	RBI	BB	SO	LOB
24 Michael Bourn, L (1, 8) OBP: 0.315, SLG: 0.352	X SI 82 0-0 B1-3		B SL 81 C SL 80 F SI 70 D EP 71 B SI 87 X SI 86 3-2 SF7 3-H			B SI 84 C SL 82 C CH 77 X EP 69 1-2 22 SH5-3 33 S 1B		F FF 93 B SL 83 X SL 83 1-1 G3		3	0	1	1	0	0	0
33 Nick Swisher, S (1, 3) OBP: 0.341, SLG: 0.418	B SI 82 B SI 83 C SI 83 X SI 83 2-1 P6		X SL 83 0-0 1B			C CU 75 S CH 76 F SI 88 1 SAFE B CH 74 D CH 75 1 SAFE B FF 89 B CH 77 4-2 22 SH5-3 1-2 BB		B SI 90 C SI 89 F SL 84 F SL 80 X FF 95 1-2 F7		3	0	1	0	1	0	0
22 Jason Kipnis, L (1, 4) OBP: 0.360, SLG: 0.448	C SI 84 B SL 83 B SL 81 X SI 80 2-1 F8		C SI 86 X CU 72 0-1 F7			B SL 78 X FF 88 1-0 SH5-3 1-2 2-3		C CU 77 S SL 82 B FF 94 D SL 84 C SL 85 2-3 K		3	0	0	0	0	1	1
41 Carlos Santana, S (1, 10) OBP: 0.379, SLG: 0.446		C SI 84 C SL 83 B SI 86 S CH 76 1-3 K		C CU 74 B CH 77 S FF 90 X CU 74 1-2 P3		X SI 90 0-0 G5-3			B FF 97 B FF 96 C FF 97 B FF 96 X FF 97 3-1 G3	4	0	0	0	0	1	2
9 Ryan Raburn, R (1, 9) OBP: 0.367, SLG: 0.578		C SL 83 X CH 78 0-1 G6-3		C SL 83 B FF 89 S FF 89 F FF 89 B SL 80 F FF 89 F CH 79 F SL 79 X SI 87 2-2 F8		B SL 83 B SL 83 S SL 83 X SL 83 2-1 F9			B FF 96 X FF 95 1-0 F9	4	0	0	0	0	0	2
13 Asdrúbal Cabrera, S (1, 6) OBP: 0.293, SLG: 0.401		B SI 84 C SI 84 X CH 77 1-1 F7		B FF 89 F CH 78 X SL 86 1-1 P3			C SI 89 F FF 92 B FF 91 S SL 82 1-3 K		X FF 96 0-0 F9	4	0	0	0	0	1	0
10 Yan Gomes, R (1, 2) OBP: 0.345, SLG: 0.488			B SL 81 F SI 84 S CU 74 B CH 78 X SL 83 2-2 23 2B 23 E 1B		S FF 88 B SL 84 X SL 84 1-1 F8		S SL 82 B SL 83 S SL 82 X SL 84 1-2 G5-3			3	1	1	0	0	0	0
23 Michael Brantley, L (1, 7) OBP: 0.326, SLG: 0.383			C SL 80 B SI 86 C SI 84 F CU 72 X FF 85 1-2 E8 4 SH1 24 SF7 1-H 2B		X FF 87 0-0 G6-3		B FF 92 B FF 92 F FF 92 X FF 92 2-1 4 FC5-4 1B			3	1	2	0	0	0	0
4 Mike Aviles, R (1, 5) OBP: 0.282, SLG: 0.379			X SL 82 0-0 SH1 2-3		C FF 87 X CH 78 0-1 F9		B FF 93 F CH 84 X CH 84 1-1 FC5-4 1-2f			2	0	0	0	0	0	1
Inning Stats	R: 0 E: 0 K: 0 S: 5 H: 0 LOB: 0 BB: 0 P: 9	R: 0 E: 0 K: 1 S: 7 H: 0 LOB: 0 BB: 0 P: 9	R: 2 E: 1 K: 0 S: 14 H: 3 LOB: 1 BB: 0 P: 20	R: 0 E: 0 K: 0 S: 12 H: 0 LOB: 0 BB: 0 P: 16	R: 0 E: 0 K: 0 S: 5 H: 0 LOB: 0 BB: 0 P: 6	R: 0 E: 0 K: 0 S: 10 H: 1 LOB: 2 BB: 1 P: 18	R: 0 E: 0 K: 1 S: 10 H: 1 LOB: 1 BB: 0 P: 15	R: 0 E: 0 K: 1 S: 9 H: 0 LOB: 0 BB: 0 P: 13	R: 0 E: 0 K: 0 S: 4 H: 0 LOB: 0 BB: 0 P: 8	1B: 4 2B: 1 3B: 0 HR: 0	SF: 1 SAC: 2 DP: 0 HBP: 0					

TOP

Cleveland Indians @ Kansas City Royals

Kauffman Stadium, Kansas City, MO

Wed Sep 18 2013, 7:10 PM - 9:59 PM CDT

Att. 21,198 - Clear - 85 F

livebaseballscorecards.com

AB	29
R	2
H	5
RBI	1
BB	1
SO	3
LOB	6

WP: 0 PB: 0 SB: 1 CS: 0 PA: 33

PITCHER		IP	WLS	BF	H	R	ER	SO	BB	IBB	HBP	BLK	WP	HR	S	P	ERA	WHIP
52 Bruce Chen, L ERA: 3.21	(1, 1)	5.0	W	20	4	2	2	1	1	0	0	0	0	0	49	71	3.60	1.000
67 Francisley Bueno, L ERA:	(6, 1)	0.2	H	2	0	0	0	0	0	0	0	0	0	0	2	3	0.00	0.000
31 Louis Coleman, R ERA: 0.33	(6, 1)	1.0	H	3	0	0	0	1	0	0	0	0	0	0	8	12	0.00	0.000
55 Tim Collins, L ERA: 3.51	(7, 1)	0.1	H	2	1	0	0	0	0	0	0	0	0	0	4	7	0.00	3.000
53 Will Smith, L ERA: 2.64	(8, 1)	1.0	H	3	0	0	0	1	0	0	0	0	0	0	9	13	0.00	0.000

PITCHER		IP	WLS	BF	H	R	ER	SO	BB	IBB	HBP	BLK	WP	HR	S	P	ERA	WHIP
56 Greg Holland, R ERA: 1.31	(9, 1)	1.0		3	0	0	0	0	0	0	0	0	0	0	4	8	0.00	0.000

BOTTOM

Cleveland Indians @ Kansas City Royals

Kauffman Stadium, Kansas City, MO

Wed Sep 18 2013, 7:10 PM - 9:59 PM CDT

Att. 21,198 - Clear - 85 F

livebaseballscorecards.com

Batter	1	2	3	4	5	6	7	8	9	AB	R	H	RBI	BB	SO	LOB
4 Alex Gordon, L (1, 7) OBP: 0.331, SLG: 0.434	C FF 95 F FF 96 F FF 98 X CH 86 0-2 ① G6-3		C CH 82 F SI 95 F CH 85 F FF 98 C CH 88 0-3 ① K		B FF 97 F CH 84 1 SAFE B SL 87 X CH 84 2-1 64 G6-3 64 S 1-3 1B		C SL 80 X SL 84 0-1 64 1B 1B	I IN 73 I IN 71 I IN 73 I IN 73 4-0 IBB		4	0	2	0	1	1	0
64 Emilio Bonifácio, S (1, 4) OBP: 0.298, SLG: 0.339	L FF 97 F FF 97 X FF 96 0-2 ② G6-3		B FF 97 X FF 96 1-0 ② B5-3		C FF 96 1 SAFE B FF 96 B FF 96 F FF 98 X SI 97 2-2 ② G6-3 1-3 3-H		X SI 90 0-0 1-2 1B	F FF 96 B CH 88 X FF 95 1-1 ② P5		5	0	1	0	0	0	4
35 Eric Hosmer, L (1, 3) OBP: 0.356, SLG: 0.450	C FF 100 F FF 98 B FF 98 X CH 88 1-2 16 BB 13 2B 1B		C SL 89 X FF 98 0-1 2B		C CH 86 B FF 96 X SI 97 1-1 ③ F7		B SI 92 C SL 84 F SI 92 D SL 83 D SI 93 F SL 85 S SL 84 3-3 ③ K	X SL 76 0-0 ③ G3-1		5	1	2	0	0	1	6
16 Billy Butler, R (1, 10) OBP: 0.380, SLG: 0.417 17 Chris Getz, L (8, PR) OBP: 0.293, SLG: 0.278 (9, 10)	B SL 87 1 SAFE B FF 96 B FF 96 F FF 96 B FF 96 4-1 13 2B 1-2 BB		F SL 89 S CH 86 X SL 89 0-2 ③ F9			X FF 95 0-0 8 WP 2B		C SI 92 B SI 94 C CU 82 F CU 84 X CU 83 1-2 8 SH5-4 13 E 1 BB 1B		3 0	1 1	2 0	0 0	1 0	0 0	1 0
13 Salvador Perez, R (1, 2) OBP: 0.324, SLG: 0.428	B SI 97 X FF 96 1-0 8 WP 1-H 2-H 2B			B SL 87 X SL 88 1-0 ① P6		S SL 84 X SL 87 0-1 ① G5-3		C SI 94 B SI 93 C CU 83 B CU 83 1 SAFE X SI 94 2-2 E9 1 BB 8 SH5-4 2 1B 1-2		4	2	1	2	0	0	2
8 Mike Moustakas, L (1, 5) OBP: 0.288, SLG: 0.366	S FF 96 B CH 88 X FF 98 1-1 ③ L3 3-H			C SL 86 S CH 84 F CH 85 F FF 99 S SL 88 0-3 ② K		B CH 83 F CH 84 B FF 96 X CH 84 2-1 ② P5 2-3		X FF 94 0-0 ① SH5-4 1-2 2-3		3	0	0	0	0	1	1
6 Lorenzo Cain, R (1, 9) OBP: 0.314, SLG: 0.350		C FF 94 X SL 85 0-1 ① F9		C FF 98 X FF 98 0-1 ③ F8		B FF 97 C CH 84 X FF 98 1-1 ③ F8		I IN 70 I IN 73 I IN 77 I IN 76 4-0 1 BB 2 1B IBB		3	1	0	0	1	0	1
1 Jarrod Dyson, L (1, 8) OBP: 0.323, SLG: 0.368		C FF 97 S SL 88 F FF 98 T CH 87 0-2 ② K			B FF 94 F FF 96 X CH 86 1-1 ① B5-3		X SI 93 0-0 ① G3	L FF 94 F FF 94 D SL 82 F FF 94 B FF 94 B FF 93 B FF 94 4-2 2 1B 1-2 2-3 3-H BB		3	0	0	1	1	1	0
2 Alcides Escobar, R (1, 6) OBP: 0.263, SLG: 0.306		B FF 98 B FF 97 B FF 98 C FF 96 X FF 98 3-1 ③ F7			C FF 96 B FF 99 F FF 98 X SL 91 1-2 4 1B 64 S 1B		C SI 92 S SL 89 X SI 92 0-2 ② L6	F CH 89 B FF 97 B CH 90 F FF 96 F SL 86 F FF 97 B SI 91 X FF 96 3-2 1-3 2-H 3-H 1B		4	1	2	2	0	0	0
Inning Stats	R: 3 H: 2 E: 0 LOB: 0 K: 0 BB: 1 S: 14 P: 21	R: 0 H: 0 E: 0 LOB: 0 K: 1 BB: 0 S: 8 P: 11	R: 0 H: 1 E: 0 LOB: 1 K: 1 BB: 0 S: 11 P: 12	R: 0 H: 0 E: 0 LOB: 0 K: 1 BB: 0 S: 8 P: 9	R: 1 H: 2 E: 0 LOB: 1 K: 0 BB: 0 S: 12 P: 19	R: 0 H: 1 E: 0 LOB: 1 K: 0 BB: 0 S: 7 P: 10	R: 0 H: 2 E: 0 LOB: 2 K: 1 BB: 0 S: 11 P: 14	R: 3 H: 2 E: 1 LOB: 3 K: 0 BB: 3 S: 19 P: 38		1B: 7 SF: 0 2B: 3 SAC: 1 3B: 0 DP: 0 HR: 0 HBP: 0						

AB	34
R	7
H	10
RBI	5
BB	4
SO	4
LOB	15

PITCHER		IP	WLS	BF	H	R	ER	SO	BB	IBB	HBP	BLK	WP	HR	S	P	ERA	WHIP
31 Danny Salazar, R ERA: 3.09	(1, 1)	6.0	L	25	6	4	4	3	1	0	0	0	2	0	60	82	6.00	1.167
32 Matt Albers, R ERA: 3.32	(7, 1)	0.2		2	0	0	0	0	0	0	0	0	0	0	4	4	0.00	0.000
35 Marc Rzepczynski, L ERA: 3.67	(7, 1)	0.1		3	2	0	0	1	0	0	0	0	0	0	7	10	0.00	6.000
20 C.C. Lee, R ERA: 4.91	(8, 1)	0.0		2	1	2	2	0	0	0	0	0	0	0	7	10	∞	∞
50 Nick Hagadone, L ERA: 5.46	(8, 1)	0.1		3	0	0	0	0	1	1	0	0	0	0	4	12	0.00	3.000

PITCHER		IP	WLS	BF	H	R	ER	SO	BB	IBB	HBP	BLK	WP	HR	S	P	ERA	WHIP
59 Carlos Carrasco, R ERA: 6.9	(8, 1)	0.1		3	1	1	0	0	0	1	0	0	0	0	7	15	0.00	3.000
57 Clay Rapada, L ERA:	(8, 1)	0.1		1	0	0	0	0	0	0	0	0	0	0	1	1	0.00	0.000

WP: 2 PA: 39
PB: 0
SB: 2
CS: 0

Batter	1	2	3	4	5	6	7	8	9	10	11	AB	R	H	RBI	BB	SO	LOB
6 Jonathan Villar, S (1, 6) OBP: 0.354, SLG: 0.358	C FF 91 F FF 93 B FS 84 C SL 87 1-3 ① K		B FS 83 C SL 86 B FF 94 F FF 93 B SI 95 C FF 94 3-3 ① K		B FF 95 S SL 83 2 SAFE D FS 85 F SI 93 F FF 91 C SL 85 2-3 ②③ K 2-3			X SL 82 0-0 ② FC6-4 1-2f		C KC 84 2 SAFE B FF 96 S KC 86 X KC 87 1-2 ①② G3 2-3		5	0	0	0	0	3	3
27 Jose Altuve, R (1, 4) OBP: 0.317, SLG: 0.368	B FF 93 F SI 93 C FF 94 X SL 82 1-2 ② F9		X FF 94 0-0 8 CS 1B			B SL 85 X FF 92 1-0 ① L3		1 SAFE S SI 88 1 SAFE X SL 82 0-1 ③ B2-3		C KC 87 X FF 96 0-1 ③ P4		5	0	1	0	0	0	2
8 Trevor Crowe, S (1, 8) OBP: 0.288, SLG: 0.317	C SI 93 C SL 85 F B FF 94 B SL 86 S SI 87 2-3 ③ K		C SL 85 S FF 94 S FF 94 0-3 ②③ K 1-2			F FF 88 X CU 77 0-1 ② F8			C FF 94 F FF 94 B FF 95 C SL 83 1-3 ① K		B FC 93 C FC 94 F FC 94 T FC 96 1-2 ① K	5	0	0	0	0	4	1
18 Marc Krauss, L (1, 7) OBP: 0.254, SLG: 0.373 38 Jimmy Paredes, S (9, PR) OBP: 0.240, SLG: 0.258 (9, 9)		B FF 93 C FF 93 B FS 84 X FF 93 2-1 23 1B 30 1B 28 SF9 1B		B SI 92 X FS 84 1-0 2B		B SL 85 S FF 93 B FF 90 C SL 84 F FS 87 X FS 84 2-2 ③ G1-3			B SL 84 C FF 95 F FF 95 X SL 84 1-2 23 BB 2B		S FC 95 B FC 96 F SL 82 X FC 97 1-2 ② G4-3	4 1	1 0	3 0	0 0	0 0	0 0	0 0
30 Matt Dominguez, R (1, 5) OBP: 0.289, SLG: 0.410 9 Marwin Gonzalez, S (9, PR) OBP: 0.254, SLG: 0.320 (9, 5)		C SL 86 X FF 93 0-1 28 SF9 23 1B 1-2 1B		C FF 95 C SL 88 D FS 86 B FF 95 S FF 93 2-3 ① K			B FC 89 B SI 93 C SL 81 F FF 94 X CU 78 2-2 ① G5-3		H FF 94 1-0 23 BB HBP		X FC 96 0-0 ③ G3	3 1	0 0	1 0	0 0	0 0	1 0	1 0
23 Chris Carter, R (1, 3) OBP: 0.319, SLG: 0.445		B FF 95 T SL 86 X SL 86 1-1 1-2 2-3 1B		B SL 87 X FF 93 1-0 ② G5-3			C FF 94 B SL 83 B FS 87 X SL 80 2-1 ② P4		B SL 81 B FF 92 S FF 94 C FF 93 B FF 95 B FF 96 4-2 1-2 2-3 BB			3	0	1	0	1	0	1
29 Brett Wallace, L (1, 10) OBP: 0.286, SLG: 0.432		F SL 87 S SI 88 C FF 96 0-3 ① K		F SL 87 B FF 95 S FC 90 B CU 78 S FF 88 2-3 ③ K			C CU 75 B FS 82 C SL 85 B FF 94 S FF 93 2-3 ③ K		B FF 94 F FF 94 S SL 83 S SL 84 1-3 ② K			4	0	0	0	0	4	7
28 L.J. Hoes, R (1, 9) OBP: 0.325, SLG: 0.364 (9, 7)		B SL 88 D SL 87 C FF 96 F SI 88 X SL 81 2-2 ② SF9 2-3 3-H			C FF 92 B CU 79 B SL 86 X FC 90 2-1 6 A-H 39 G4-3 1B			S SI 90 B SI 90 B SI 90 F SI 90 B SL 83 X SI 90 3-2 ① G1-3		C SL 82 B SL 84 F FF 94 S SL 85 1-3 ③ K		3	0	1	1	0	1	3
39 Cody Clark, R (1, 2) OBP: 0.118, SLG: 0.121 10 Jake Elmore, R (10, PR) OBP: 0.321, SLG: 0.333 22 Carlos Corporán, S (10, 2) OBP: 0.299, SLG: 0.388		F SL 88 X FF 96 0-1 ③ B1-3			1 SAFE C FF 93 B SL 83 1 SAFE 1 SAFE F SI 93 1 SAFE F FF 91 B FS 84 3-2 ① G4-3 B FF 93 X FF 91 1-2			X SI 90 0-0 6 FC6-4 1B		C FF 95 B KC 86 B FF 96 X FF 96 2-1 6 G3 2B	4 0 0	0 0 0	2 0 0	0 0 0	0 0 0	0 0 0	3 0 0
Inning Stats	R: 0 E: 0 K: 2 S: 10 H: 0 LOB: 0 BB: 0 P: 14	R: 1 E: 0 K: 1 S: 14 H: 3 LOB: 2 BB: 0 P: 19	R: 0 E: 0 K: 2 S: 7 H: 1 LOB: 0 BB: 0 P: 10	R: 0 E: 0 K: 2 S: 8 H: 1 LOB: 1 BB: 0 P: 14	R: 0 E: 0 K: 1 S: 10 H: 1 LOB: 1 BB: 0 P: 17	R: 0 E: 0 K: 0 S: 7 H: 0 LOB: 0 BB: 0 P: 10	R: 0 E: 0 K: 1 S: 8 H: 0 LOB: 0 BB: 0 P: 14	R: 0 E: 0 K: 0 S: 8 H: 1 LOB: 1 BB: 0 P: 11	R: 0 E: 0 K: 3 S: 14 H: 1 LOB: 3 BB: 1 P: 23	R: 0 E: 0 K: 0 S: 7 H: 1 LOB: 1 BB: 0 P: 10	R: 0 E: 0 K: 1 S: 7 H: 0 LOB: 0 BB: 0 P: 9	1B: 6 2B: 3 3B: 0 HR: 0 SF: 1 SAC: 0 DP: 0 HBP: 1	WP: 0 PB: 0 SB: 0 CS: 1 PA: 41					

PITCHER	IP	WLS	BF	H	R	ER	SO	BB	IBB	HBP	BLK	WP	HR	S	P	ERA	WHIP
30 Ubaldo Jiménez, R (1, 1) ERA: 3.39	7.0		25	6	1	1	9	0	0	0	0	0	0	64	98	1.29	0.857
38 Joe Smith, R (8, 1) ERA: 2.26	1.0		4	1	0	0	0	0	0	0	0	0	0	8	11	0.00	1.000
54 Chris Perez, R (9, 1) ERA: 3.42	1.0		6	1	0	0	3	1	0	1	0	0	0	14	23	0.00	2.000
37 Cody Allen, R (10, 1) ERA: 2.59	1.0		3	1	0	0	0	0	0	0	0	0	0	7	10	0.00	1.000
27 Bryan Shaw, R (11, 1) ERA: 3.49	1.0	W	3	0	0	0	1	0	0	0	0	0	0	7	9	0.00	0.000

TOP

Houston Astros @ Cleveland Indians

Progressive Field, Cleveland, OH

Thu Sep 19 2013, 7:09 PM - 10:46 PM EDT

Att. 12,607 - Partly Cloudy - 74 F

livebaseballscorecards.com

AB	38
R	1
H	9
RBI	1
BB	1
SO	13
LOB	21

Batter	1	2	3	4	5	6	7	8	9	10	11	AB	R	H	RBI	BB	SO	LOB
24 Michael Bourn, L (1, 8) OBP: 0.312, SLG: 0.349	C FF 86 C SL 80 B SL 81 B FF 89 F SL 81 B SI 92 X SI 90 3-2 G4-3	B SI 89 C SI 90 F SI 90 S SL 81 1-3 K	B CU 74 S SL 81 S SL 81 S SL 81 1-3 K	C SI 92 C SI 92 B SI 94 S SL 79 1-3 K	X FF 94 0-0 L4							5	0	0	0	0	3	0
33 Nick Swisher, S (1, 3) OBP: 0.346, SLG: 0.424 62 Jose Ramirez, S (8, PR) OBP: 0.429, SLG: 0.600 54 Chris Perez, R (9, 1) 37 Cody Allen, R (10, 1) 8 Lonnie Chisenhall, L (10, PH) OBP: 0.370, SLG: 0.403 27 Bryan Shaw, S (11, 1)	B FF 90 C CH 79 B CU 73 C CH 78 B SL 83 X CH 78 3-2 22 1B 2B	C CU 74 B FF 88 F FF 91 F SL 81 B FC 88 X SI 92 2-2 22 G6-4-3 1B	B CU 70 C SL 80 X SL 80 1-1 22 G4-6-3 1B	B SI 93 C SL 80 C SI 93 X SI 94 1-2 22 1B 1B	F FF 94 C FF 96 F CH 88 F CH 86 B FF 96 B FF 95 S FF 96 2-3 K						4 0 0 0 0 1 0	1 0 0 0 0 0 0	4 0 0 0 0 0 0	0 0 0 0 0 0 0	0 0 0 0 0 1 0	0 0 0 0 0 0 0	0 0 0 0 0 0 0
22 Jason Kipnis, L (1, 4) OBP: 0.361, SLG: 0.447	B SI 90 X SL 80 1-0 2-H 1B	B FF 91 C SI 90 C SI 91 B SI 92 X SI 91 2-2 G6-4-3 1-2f	D SL 81 X FF 90 1-0 G4-6-3 1-2f	C SI 93 B SI 92 X SL 80 1-1 1-2 1B	B SL 88 F FF 96 F FF 96 X FF 95 2-1 L7							5	0	2	1	0	0	2
41 Carlos Santana, S (1, 10) OBP: 0.377, SLG: 0.443 (9, 3)	B FF 90 X FF 91 1-0 F9	C FF 90 F FF 88 X SL 81 0-2 P5	B FF 89 F FF 90 B SL 82 B SL 82 B CH 77 4-1 BB	C SI 94 C SI 94 F SI 95 B SL 82 S SL 82 1-3 K	X FF 97 0-0 F9							4	0	0	0	1	1	3
10 Yan Gomes, R (1, 2) OBP: 0.346, SLG: 0.487	C FF 89 F FF 89 B FF 90 S SL 82 1-3 K	C CU 73 B FF 91 B FC 88 X CH 79 2-1 13 FC5-4 1B	C FF 90 B FF 90 C SL 80 B FF 90 B FF 90 1 SAFE F SL 79 F SL 81 S CH 76 3-3 K	C SL 82 D SI 94 S SI 94 S SI 95 1-3 K	C FF 97 B FF 96 C FF 97 B SI 96 F FF 96 B SL 85 F SI 97 X FF 97 3-2 4 BB 13 1B 7 1B 1B							5	1	2	0	0	3	4
13 Asdrúbal Cabrera, S (1, 6) OBP: 0.294, SLG: 0.401	C FF 87 B FF 90 C CH 77 B FF 90 X FF 91 2-2 1B	X CH 78 0-0 FC5-4 23 WP 1-2f	B FF 88 X CH 77 1-0 F8	B FF 96 C FF 95 F SL 87 B SL 88 B FF 96 S FF 95 3-3 K	B SI 97 S SI 96 F SI 96 X CH 88 1-2 7 1B 4 BB 1-2 1B							5	0	2	0	0	1	1
23 Michael Brantley, L (1, 7) OBP: 0.327, SLG: 0.382	C SI 91 C SI 91 D SL 83 D SL 82 S SL 81 2-3 K	C SL 80 F SL 81 B SL 82 D SL 82 X SL 81 2-2 G1-3 1-2	C SL 78 B FF 90 B SL 82 X SL 78 2-1 11 FC4 1B	C FF 97 F FF 96 B FF 96 B SL 88 F FF 97 B FF 97 B FF 95 4-2 4 CS BB	C FF 96 B SI 95 X FF 97 1-1 L8							4	0	1	0	1	1	4
4 Mike Aviles, R (1, 5) OBP: 0.284, SLG: 0.375	B CU 74 F CH 78 B FF 91 B FF 90 X CH 80 3-1 L6	C CU 72 B FF 89 T FF 89 F SL 81 S SL 81 1-3 K	C FF 90 B SI 89 X CH 78 1-1 L8	B SL 83 F FF 94 B SL 84 1 SAFE B FF 93 B FF 96 4-1 1-2 BB	C FF 95 B FF 96 B FF 96 B FF 96 B SL 84 4-1 7 1B 1-2 2-3 BB							3	0	0	0	2	1	2
11 Drew Stubbs, R (1, 9) OBP: 0.300, SLG: 0.356 25 Jason Giambi, L (9, PH) OBP: 0.277, SLG: 0.360 7 Matt Carson, R (10, 9) OBP: 0.818, SLG: 1.111	C FF 90 B FF 90 F CH 79 D SL 82 S CH 78 2-3 K	B FF 89 X CH 78 1-0 G6-3	1 SAFE B CH 76 S SL 80 B FF 89 B FF 90 X SI 89 3-1 FC4 1-2f	F FF 97 D SL 89 F SL 89 1 SAFE F FF 96 B FF 97 X SL 86 2-2 P4	F FF 96 X FF 97 0-1 1-2 2-3 3-H 1B							3 1 1	0 0 0	0 0 1	0 0 1	0 0 1	1 0 0	2 1 0
Inning Stats	R: 1 E: 0 K: 1 S: 12 H: 2 LOB: 1 BB: 0 P: 21	R: 0 E: 0 K: 2 S: 11 H: 1 LOB: 1 BB: 0 P: 20	R: 0 E: 0 K: 1 S: 10 H: 1 LOB: 0 BB: 0 P: 15	R: 0 E: 0 K: 0 S: 9 H: 1 LOB: 1 BB: 0 P: 13	R: 0 E: 0 K: 2 S: 8 H: 0 LOB: 0 BB: 0 P: 11	R: 0 E: 0 K: 1 S: 9 H: 1 LOB: 1 BB: 1 P: 18	R: 0 E: 0 K: 0 S: 7 H: 1 LOB: 1 BB: 0 P: 14	R: 0 E: 0 K: 3 S: 15 H: 2 LOB: 2 BB: 0 P: 20	R: 0 E: 0 K: 1 S: 11 H: 0 LOB: 1 BB: 2 P: 24	R: 0 E: 0 K: 1 S: 8 H: 0 LOB: 0 BB: 0 P: 12	R: 1 E: 0 K: 0 S: 14 H: 3 LOB: 3 BB: 1 P: 23	1B: 11 2B: 1 3B: 0 HR: 0 SF: 0 SAC: 0 DP: 2 HBP: 0	WP: 1 PB: 0 SB: 0 CS: 1 PA: 45						

PITCHER	IP	WLS	BF	H	R	ER	SO	BB	IBB	HBP	BLK	WP	HR	S	P	ERA	WHIP
60 Dallas Keuchel, L (1, 1) ERA: 4.99	7.0		27	7	1	1	7	1	0	0	0	1	0	66	112	1.29	1.143
66 Kevin Chapman, L (8, 1) ERA: 2.0	1.0		5	2	0	0	3	0	0	0	0	0	0	15	20	0.00	2.000
61 Josh Zeid, R (9, 1) ERA: 4.24	2.0		7	0	0	0	2	2	0	0	0	0	0	19	36	0.00	1.000
55 Rhiner Cruz, R (11, 1) ERA: 3.79	0.2	L	6	3	1	1	0	1	0	0	0	0	0	14	23	13.50	6.000

PITCHER	IP	WLS	BF	H	R	ER	SO	BB	IBB	HBP	BLK	WP	HR	S	P	ERA	WHIP

BOTTOM

Houston Astros @ Cleveland Indians

Progressive Field, Cleveland, OH

Thu Sep 19 2013, 7:09 PM - 10:46 PM EDT

Att. 12,607 - Partly Cloudy - 74 F

livebaseballscorecards.com

AB	41
R	2
H	12
RBI	2
BB	4
SO	12
LOB	19

Houston Astros @ Cleveland Indians

Progressive Field, Cleveland, OH

Fri Sep 20 2013, 7:06 PM - 9:11 PM EDT

Att. 17,310 - Partly Cloudy - 82 F

TOP

livebaseballscorecards.com

Batter	1	2	3	4	5	6	7	8	9	AB	R	H	RBI	BB	SO	LOB
6 Jonathan Villar, S (1, 6) OBP: 0.348, SLG: 0.352	B FF 91 X FF 91 1-0 ① F8		L CH 81 B CH 83 B CU 83 B FF 91 F SI 91 C FF 92 3-3 ③ K		B FF 93 X FF 91 1-0 ②③ G4-6-3 1-2f					3	0	0	0	0	1	3
27 Jose Altuve, R (1, 4) OBP: 0.317, SLG: 0.367	B FF 92 C FF 93 X FF 93 1-1 ② G3			X FF 91 0-0 ① F9		B FF 90 B FF 92 B FF 89 B FF 90 4-0 18 CS BB				2	0	0	0	1	0	0
18 Marc Krauss, L (1, 7) OBP: 0.248, SLG: 0.364	C FF 91 X SL 88 0-1 ③ L3			C FF 90 B FF 92 B CH 80 C FF 93 B FF 93 S FF 93 3-3 ② K		B SI 91 S SI 91 B SI 92 1 SAFE S SI 92 S SL 85 2-3 ①② K 1-2				3	0	0	0	0	2	1
23 Chris Carter, R (1, 3) OBP: 0.319, SLG: 0.449		C FF 93 B CU 82 B CU 82 C FF 93 B FF 95 X FF 93 3-2 ① L6		B FC 88 C CU 81 C FF 94 F FF 94 B CH 83 X FF 94 2-2 3B		B FC 94 B SL 81 C FC 95 S SL 82 B FC 96 F SL 82 S FC 93 3-3 ③ K				3	0	1	0	0	1	0
8 Trevor Crowe, S (1, 8) OBP: 0.283, SLG: 0.311		B FF 92 X FF 92 1-0 ② G3-1		C FF 92 X FC 88 0-1 ③ P6			B FC 94 C FC 93 B SL 80 S FC 94 F FC 95 C SL 82 2-3 ① K			3	0	0	0	0	1	1
4 Brandon Laird, R (1, 5) OBP: 0.268, SLG: 0.490		B FF 92 C FF 93 X CU 82 1-1 HR			B FF 92 S FF 92 X FF 92 1-1 ① G6-3		C FC 94 X FC 94 0-1 ② G5-3			3	1	1	1	0	0	0
14 J.D. Martinez, R (1, 10) OBP: 0.277, SLG: 0.387		C FF 93 B FF 94 B FF 93 C FF 93 B FF 95 S FF 93 3-3 ③ K			X SL 87 0-0 28 1B 22 BB 1B		C FC 94 C SL 81 S SL 84 0-3 ③ K			3	0	1	0	0	2	0
22 Carlos Corporán, S (1, 2) OBP: 0.302, SLG: 0.386			B FF 91 C FF 91 B FF 92 T FF 91 F FF 92 B FF 92 X FF 91 3-2 ① F8		B FF 90 B FF 91 B FF 90 B FF 92 4-0 28 1B BB 1-2					1	0	0	0	1	0	0
28 L.J. Hoes, R (1, 9) OBP: 0.327, SLG: 0.366			B FF 94 F FF 92 C FF 93 B FF 94 B FF 94 X FF 93 3-2 ② G6-3		B FF 93 B FF 93 C FF 91 X FF 92 2-1 6 G4-6-3 1-2 2-3 1B					2	0	1	0	0	0	0
Inning Stats	R: 0 E: 0 K: 0 S: 5 H: 0 LOB: 0 BB: 0 P: 7	R: 1 E: 0 K: 1 S: 9 H: 1 LOB: 0 BB: 0 P: 17	R: 0 E: 0 K: 1 S: 10 H: 0 LOB: 0 BB: 0 P: 19	R: 0 E: 0 K: 1 S: 10 H: 1 LOB: 1 BB: 0 P: 15	R: 0 E: 0 K: 0 S: 6 H: 2 LOB: 2 BB: 1 P: 14	R: 0 E: 0 K: 2 S: 7 H: 0 LOB: 0 BB: 1 P: 16	R: 0 E: 0 K: 2 S: 9 H: 0 LOB: 0 BB: 0 P: 11			1B: 2 2B: 0 3B: 1 HR: 1 SF: 0 SAC: 0 DP: 1 HBP: 0						

	AB	23
	R	1
	H	4
	RBI	1
	BB	2
	SO	7
	LOB	5

PITCHER		IP	WLS	BF	H	R	ER	SO	BB	IBB	HBP	BLK	WP	HR	S	P	ERA	WHIP
34 Zach McAllister, R ERA: 3.88	(1, 1)	5.0	W	20	4	1	1	3	2	0	0	0	0	1	40	76	1.80	1.200
35 Marc Rzepczynski, L ERA: 3.58	(6, 1)	0.2	H	1	0	0	0	1	0	0	0	0	0	0	3	5	0.00	0.000
27 Bryan Shaw, R ERA: 3.42	(6, 1)	1.1	S	4	0	0	0	3	0	0	0	0	0	0	13	18	0.00	0.000

PITCHER	IP	WLS	BF	H	R	ER	SO	BB	IBB	HBP	BLK	WP	HR	S	P	ERA	WHIP

Batter	1	2	3	4	5	6	7	8	9	AB	R	H	RBI	BB	SO	LOB
24 Michael Bourn, L (1, 8) OBP: 0.310, SLG: 0.347	L FF 89 B KC 79 F FF 90 B CH 81 F SI 92 X SI 91 2-2 ① G6-3		B KC 79 F SI 90 X SI 90 1-1 ① G4-3	B KC 81 B SI 91 X SI 91 2-0 ③ G4-3						3	0	0	0	0	0	3
33 Nick Swisher, S (1, 3) OBP: 0.344, SLG: 0.422	C SI 91 B CH 82 X CH 83 1-1 ② G6-3		B KC 79 S CH 82 F SI 91 B CH 81 X CH 82 2-2 ② G6-3		F KC 79 B CH 81 F CH 81 B FF 89 F SI 91 F FF 90 X SI 91 2-2 ① F9					3	0	0	0	0	0	0
22 Jason Kipnis, L (1, 4) OBP: 0.359, SLG: 0.445	C SI 92 B FF 92 B KC 80 X SI 92 2-1 ③ G6-3		C SI 90 X SI 92 0-1 ③ L7		X CH 82 0-0 ② F9					3	0	0	0	0	0	0
41 Carlos Santana, S (1, 2) OBP: 0.379, SLG: 0.443		C SI 90 B CH 81 C CH 82 B SI 91 B SI 90 X SI 91 3-2 23 1B, 13 E, 4 FC5 1B		C KC 79 S CH 83 B SI 91 B SI 91 S CH 82 2-3 ① K	B KC 80 S CH 82 B SI 90 B SI 90 B CH 82 4-1 9 FC5-4 BB					2	1	1	0	1	1	0
9 Ryan Raburn, R (1, 10) OBP: 0.366, SLG: 0.575		C SI 90 X SI 90 0-1 ① F9		S KC 80 B CH 82 F SI 90 F SI 91 B SI 91 X CH 82 2-2 23 FC3, 13 BB, 23 E 1B	X SI 90 0-0 ③ FC5-4 1-2f					3	1	1	0	0	0	2
13 Asdrúbal Cabrera, S (1, 6) OBP: 0.294, SLG: 0.400		X SI 90 0-0 FC5 4 FC5, 23 1B 1-2		C SI 90 B SI 90 1 SAFE B SI 90 F CH 82 B SI 91 F CH 82 1 SAFE B SI 90 4-2 23 E 1-2 BB		B SI 89 F SI 88 F SI 89 B FF 91 X SI 90 2-2 ① G5-3				2	0	0	0	1	0	1
23 Michael Brantley, L (1, 7) OBP: 0.327, SLG: 0.382		C KC 79 D KC 80 F SI 91 X SI 92 1-2 4 FC5 1-2 2-3 1B		B SI 90 C SI 91 C CH 81 B KC 79 X KC 80 2-2 FC3 1-3 2-H		X SI 90 0-0 ② G4-3				3	0	1	0	0	0	1
4 Mike Aviles, R (1, 5) OBP: 0.285, SLG: 0.378		C CH 82 X CH 82 0-1 ② FC5 1-2 2-3f 3-H		S SI 90 C FF 91 F SI 91 X CH 81 0-2 ② G1-3		B SI 90 B CH 82 X SI 89 2-0 2B				3	0	1	1	0	0	4
11 Drew Stubbs, R (1, 9) OBP: 0.300, SLG: 0.354		F SI 91 B SI 91 B CH 82 S CH 82 S FF 92 2-3 ③ K		F SI 90 B SI 90 B CH 82 S CH 82 B CH 82 B KC 80 4-2 BB		F KC 79 D KC 80 S CH 81 D CH 82 X SL 81 2-2 ③ G6-3				2	0	0	0	1	1	3
Inning Stats	R: 0 E: 0 K: 0 S: 8 H: 0 LOB: 0 BB: 0 P: 13	R: 1 E: 1 K: 1 S: 14 H: 2 LOB: 2 BB: 0 P: 20	R: 0 E: 0 K: 0 S: 7 H: 0 LOB: 0 BB: 0 P: 10	R: 1 E: 1 K: 1 S: 20 H: 1 LOB: 3 BB: 2 P: 36	R: 0 E: 0 K: 0 S: 8 H: 0 LOB: 1 BB: 1 P: 14	R: 0 E: 0 K: 0 S: 8 H: 1 LOB: 1 BB: 0 P: 14				1B: 3 2B: 1 3B: 0 HR: 0 SF: 0 SAC: 0 DP: 0 HBP: 0				WP: 0 PB: 0 SB: 0 CS: 0 PA: 27		

PITCHER	IP	WLS	BF	H	R	ER	SO	BB	IBB	HBP	BLK	WP	HR	S	P	ERA	WHIP
39 Brett Oberholtzer, L (1, 1) ERA: 2.71	6.0	L	27	4	2	0	2	3	0	0	0	0	0	65	107	0.00	1.167

PITCHER	IP	WLS	BF	H	R	ER	SO	BB	IBB	HBP	BLK	WP	HR	S	P	ERA	WHIP

BOTTOM

Houston Astros @ Cleveland Indians

Progressive Field, Cleveland, OH

Fri Sep 20 2013, 7:06 PM - 9:11 PM EDT

Att. 17,310 - Partly Cloudy - 82 F

livebaseballscorecards.com

AB	24
R	2
H	4
RBI	1
BB	3
SO	2
LOB	14

Batter	1	2	3	4	5	6	7	8	9	AB	R	H	RBI	BB	SO	LOB
6 Jonathan Villar, S (1, 6) OBP: 0.347, SLG: 0.350	B SI 92 X SI 92 1-0 27 G5-4-3 1B			C SI 91 C SL 86 F SI 93 X SI 92 0-2 ① P3		B CH 80 F SL 88 S SI 92 F SL 83 S SI 94 1-3 ② K		S KC 86 B FF 96 S KC 86 S KC 86 1-3 ③ K		4	0	1	0	0	2	1
27 Jose Altuve, R (1, 4) OBP: 0.315, SLG: 0.365	X SI 92 0-0 ① ② G5-4-3 1-2f			B SI 91 X SI 92 1-0 ② G6-3		C SI 92 F SL 89 F SI 94 S SL 84 0-3 ③ K2-3			F SI 89 X SI 89 0-1 ① G6-3	4	0	0	0	0	1	1
30 Matt Dominguez, R (1, 5) OBP: 0.287, SLG: 0.407	C SI 92 C SL 89 B SI 94 S CH 80 1-3 ③ K			F SL 89 F SI 93 B SI 94 C SI 94 1-3 ③ K			C SL 88 C CH 78 X CH 78 0-2 ① G6-3		B SL 82 X SI 89 1-0 ② G6-3	4	0	0	0	0	2	0
23 Chris Carter, R (1, 3) OBP: 0.323, SLG: 0.458		B SI 91 F SL 87 B SI 93 S SI 93 S SI 94 F CH 78 B CH 80 F CH 79 X SI 93 3-2 ① F8			B SL 87 C CH 77 X SI 91 1-1 14 G1-3 1B		X SI 92 0-0 1B		B SI 90 X FF 91 1-0 HR	4	1	3	1	0	0	0
4 Brandon Laird, R (1, 10) OBP: 0.254, SLG: 0.463 18 Marc Krauss, L (9, PH) OBP: 0.254, SLG: 0.364		B CU 76 B SI 93 F SL 90 S SI 94 F SI 94 S CH 78 2-3 ② K			B SL 86 B SI 91 F SI 92 S CH 81 B SI 93 X SI 93 3-2 ① F9		B SL 89 D CH 80 F SI 92 F SI 93 T SI 95 2-2 ② K		B FF 90 S SL 81 S SL 83 B SL 84 B SL 82 B FF 92 4-2 BB	3 0	0 0	0 0	0 0	0 1	2 0	2 0
14 J.D. Martinez, R (1, 7) OBP: 0.275, SLG: 0.383 8 Trevor Crowe, S (9, PH) OBP: 0.281, SLG: 0.309		C SI 93 S SI 94 F SI 94 X CH 80 0-2 ③ G6-3			S CH 81 F SI 92 X SI 94 0-2 ② G1-3 1-2		D SL 89 B SI 93 C SI 94 S CH 80 S CH 80 2-3 ③ K		C SI 91 B SL 83 F FF 91 X SL 84 1-2 ③ G3	3 1	0 0	0 0	0 0	0 0	1 0	2 1
28 L.J. Hoes, R (1, 9) OBP: 0.333, SLG: 0.374			C SI 91 C SI 92 B SI 93 F CH 79 C CH 79 1-3 ① K		B SI 92 B SI 92 S SI 93 T CH 80 B SI 94 D CH 80 4-2 BB			X SL 88 0-0 2B		2	0	1	0	1	1	0
2 Brandon Barnes, R (1, 8) OBP: 0.296, SLG: 0.355			F SL 87 B SI 94 F SL 90 S SI 93 1-3 ② K		C SI 94 F SL 89 X CH 80 0-2 ③ G3			F FF 95 B KC 84 B FF 96 F FF 96 X KC 85 2-2 ① G4-3		3	0	0	0	0	1	3
39 Cody Clark, R (1, 2) OBP: 0.111, SLG: 0.114 22 Carlos Corporán, S (8, PH) OBP: 0.300, SLG: 0.384 (8, 2)			B SI 93 F SI 93 B SI 94 X CH 82 2-1 ③ P6			C SI 89 C SL 86 C SI 93 0-3 ① K		B FF 96 F FF 96 S FF 96 S KC 87 1-3 ② K		2 1	0 0	0 0	0 0	0 0	1 1	0 1
Inning Stats	R: 0 E: 0 K: 1 S: 5 H: 1 LOB: 0 BB: 0 P: 7	R: 0 E: 0 K: 1 S: 14 H: 0 LOB: 0 BB: 0 P: 19	R: 0 E: 0 K: 2 S: 9 H: 0 LOB: 0 BB: 0 P: 13	R: 0 E: 0 K: 1 S: 8 H: 0 LOB: 0 BB: 0 P: 10	R: 0 E: 0 K: 0 S: 13 H: 1 LOB: 2 BB: 1 P: 21	R: 0 E: 0 K: 3 S: 11 H: 0 LOB: 0 BB: 0 P: 12	R: 0 E: 0 K: 2 S: 10 H: 1 LOB: 1 BB: 0 P: 14	R: 0 E: 0 K: 2 S: 10 H: 1 LOB: 1 BB: 0 P: 14	R: 1 E: 0 K: 0 S: 9 H: 1 LOB: 1 BB: 1 P: 16	1B: 3 2B: 1 3B: 0 HR: 1 SF: 0 SAC: 0 DP: 1 HBP: 0						

PITCHER		IP	WLS	BF	H	R	ER	SO	BB	IBB	HBP	BLK	WP	HR	S	P	ERA	WHIP
26 Scott Kazmir, L ERA: 4.14	(1, 1)	7.0	W	25	4	0	0	10	1	0	0	0	0	0	71	97	0.00	0.714
37 Cody Allen, R ERA: 2.55	(8, 1)	1.0		3	0	0	0	2	0	0	0	0	0	0	9	13	0.00	0.000
38 Joe Smith, R ERA: 2.37	(9, 1)	1.0		5	1	1	1	0	1	0	0	0	0	1	9	16	9.00	2.000

PITCHER	IP	WLS	BF	H	R	ER	SO	BB	IBB	HBP	BLK	WP	HR	S	P	ERA	WHIP

TOP

Houston Astros @ Cleveland Indians

Progressive Field, Cleveland, OH

Sat Sep 21 2013, 6:06 PM - 8:51 PM EDT

Att. 26,611 - Partly Cloudy - 65 F

livebaseballscorecards.com

AB	31
R	1
H	5
RBI	1
BB	2
SO	12
LOB	11

BOTTOM

Houston Astros @ Cleveland Indians

Progressive Field, Cleveland, OH

Sat Sep 21 2013, 6:06 PM - 8:51 PM EDT

Att. 26,611 - Partly Cloudy - 65 F

livebaseballscorecards.com

Batter	1	2	3	4	5	6	7	8	9	AB	R	H	RBI	BB	SO	LOB
24 Michael Bourn, L (1, 8) OBP: 0.313, SLG: 0.352	C FF 90 X FF 93 0-1 33 1B 22 SF8 2B	C FF 91 B CH 86 X CH 82 1-1 22 BB 2B		D CH 83 S FF 91 X CU 76 1-1 ① F8		C SI 90 X CU 79 0-1 ① G3		C SI 92 B CH 83 B SI 92 B SI 92 B SI 93 4-1 33 G3 BB		4	1	2	0	1	0	1
33 Nick Swisher, S (1, 9) (9, 3) OBP: 0.346, SLG: 0.421	B FF 92 X CH 85 1-0 23 HR 2-3 1B	B CH 84 B FF 92 B CH 83 B SI 91 4-0 22 BB BB		B CU 74 B SI 89 B FF 91 D FF 90 4-0 1-2 BB		B SI 92 B SI 92 F SI 92 X CH 84 2-1 ② G4-3		F SI 92 1 SAFE B SI 90 B FF 93 S SI 92 D CH 83 X SI 92 3-2 ① G3 1-2		3	1	1	0	2	0	1
22 Jason Kipnis, L (1, 4) OBP: 0.357, SLG: 0.442	B FF 93 B FF 91 F FF 92 S FF 94 D CU 79 X SI 91 3-2 ① SF8 3-H	C FF 91 B FF 92 F FF 91 B CU 78 B FF 93 F CH 83 B FF 92 4-2 1-2 2-3 BB		F FF 91 C CU 76 S CU 79 0-3 ② K		B SI 93 C SI 92 B FF 93 X SI 93 2-1 E1		C CH 83 B SI 92 B CU 82 C SI 93 1-3 ② K		3	0	0	1	1	2	3
41 Carlos Santana, S (1, 3) OBP: 0.375, SLG: 0.439 7 Matt Carson, R (9, 9) OBP: 0.818, SLG: 1.111	B SI 92 D CU 76 X FF 92 2-0 ② F8	B SI 92 S CH 84 F CH 85 F CU 77 X CU 78 1-2 ③ G3		F SI 90 D CU 76 B CH 84 B CH 84 X FF 92 3-1 ③ F9		C CH 83 B FF 92 1 SAFE S CH 82 B SI 93 1 SAFE X CH 82 2-2 ③ G4-3		D CU 81 F SI 92 F CH 83 X SI 92 1-2 ③ G3		5 0	0 0	0 0	0 0	0 0	0 0	8 0
23 Michael Brantley, L (1, 7) OBP: 0.326, SLG: 0.387	B FF 92 F FF 93 B FF 92 X FF 93 2-1 1-H HR	B FF 90 B CH 84 C FF 91 X CH 83 2-1 ① G4-3		C FF 90 C CH 83 B CU 75 S CH 87 1-3 ① K		B CH 81 F SI 91 C FF 92 X SI 93 1-2 ① G6-3				4	1	1	2	0	1	0
13 Asdrúbal Cabrera, S (1, 6) OBP: 0.297, SLG: 0.405	X SI 92 0-0 1B	X FF 90 0-0 ② L8		C FF 92 B CH 86 F CH 84 B CU 79 X CH 86 2-2 25 S 2B		X SI 93 0-0 10 1B 25 WP 8 G2-3 1B				4	0	3	0	0	0	0
25 Jason Giambi, L (1, 10) OBP: 0.276, SLG: 0.354 62 José Ramírez, S (7, PR) OBP: 0.429, SLG: 0.500 (8, 10)	C CH 84 B FF 93 F CH 84 C CU 79 1-3 ③ K	B SI 92 F FF 93 B CH 84 B SI 92 F CH 85 X CH 84 3-2 ③ G3		B CH 84 C CH 85 B FF 92 F SI 92 S CU 78 2-3 ② K 2-3		C CH 82 B FF 93 B CU 82 B CH 83 D CH 82 4-1 10 1B 1-2 BB				3 0	0 0	0 0	0 0	1 0	2 0	2 0
10 Yan Gomes, R (1, 2) OBP: 0.352, SLG: 0.492		X SI 92 0-0 ① G5-3		B FF 91 C SI 92 X FF 92 1-1 8 1B 2B		B CU 73 C CH 85 H SI 92 2-1 HBP		X SI 92 0-0 1-2 2-3 1B		3	1	2	0	0	0	0
8 Lonnie Chisenhall, L (1, 5) OBP: 0.270, SLG: 0.401		C FF 90 X CH 84 0-1 ② F9		X SI 90 0-0 33 BB 2-H 1B		D CH 82 B FF 92 X SI 92 2-0 ③ L7		B CH 82 X FF 92 1-0 ②③ G2-3 3-Hf		4	0	1	1	0	0	5
Inning Stats	R: 3 H: 4 E: 0 LOB: 1 K: 1 BB: 0 S: 13 P: 22	R: 0 H: 1 E: 0 LOB: 3 K: 0 BB: 2 S: 12 P: 22	R: 0 H: 0 E: 0 LOB: 0 K: 0 BB: 0 S: 6 P: 11	R: 1 H: 2 E: 0 LOB: 2 K: 1 BB: 1 S: 10 P: 19	R: 0 H: 1 E: 0 LOB: 2 K: 2 BB: 0 S: 11 P: 20	R: 0 H: 0 E: 1 LOB: 1 K: 0 BB: 0 S: 9 P: 15	R: 0 H: 2 E: 0 LOB: 2 K: 0 BB: 1 S: 7 P: 13	R: 0 H: 0 E: 0 LOB: 1 K: 1 BB: 1 S: 10 P: 19		1B: 5 SF: 1 2B: 4 SAC: 0 3B: 0 DP: 1 HR: 1 HBP: 1					WP: 1 PA: 40 PB: 0 SB: 1 CS: 0	

PITCHER		IP	WLS	BF	H	R	ER	SO	BB	IBB	HBP	BLK	WP	HR	S	P	ERA	WHIP
56 Paul Clemens, R ERA: 5.69	(1, 1)	4.2	L	26	8	4	4	4	3	0	1	0	0	1	51	91	7.71	2.357
64 Lucas Harrell, R ERA: 5.8	(5, 1)	3.1		14	2	0	0	1	2	0	0	0	1	0	27	50	0.00	1.200

PITCHER	IP	WLS	BF	H	R	ER	SO	BB	IBB	HBP	BLK	WP	HR	S	P	ERA	WHIP

AB	33
R	4
H	10
RBI	4
BB	5
SO	5
LOB	20

Houston Astros @ Cleveland Indians

Progressive Field, Cleveland, OH

Sun Sep 22 2013, 1:06 PM - 4:20 PM EDT

Att. 26,168 - Cloudy - 59 F

livebaseballscorecards.com

Batter	1	2	3	4	5	6	7	8	9	AB	R	H	RBI	BB	SO	LOB
6 Jonathan Villar, S (1, 6) OBP: 0.345, SLG: 0.348	B SI 93 B SI 93 C SI 93 C SI 92 X SL 91 2-2 27 CS 1B		M CH 87 C SI 94 C SL 85 0-3 ② K		B SI 93 C SI 92 B CH 85 F SL 91 X CH 88 2-2 ② FC4-6 27 PO 1-2f			C FF 93 B CH 83 F SI 93 C FF 94 1-3 ① K		4	0	1	0	0	2	1
27 Jose Altuve, R (1, 4) OBP: 0.315, SLG: 0.364	C SI 93 X SI 95 0-1 ①② G6-3 1-2		X SL 90 0-0 ③ G4-3		1 SAFE S SL 91 M SI 94 1 SAFE 0-2 ③ PO 1-2	B CU 82 C SI 93 F SL 90 B CH 87 X SI 94 2-2 ① G6-3		C SI 94 S SI 93 B SL 89 X SI 93 1-2 1B		4	0	1	0	0	0	1
18 Marc Krauss, L (1, 10) OBP: 0.261, SLG: 0.384	B SI 93 B SI 94 B SL 91 C SI 94 C SI 95 C SI 95 3-3 ③ K			B SI 92 X SI 94 1-0 30 1B 8 G4-6-3 2B		C SI 91 B SI 91 X SI 91 1-1 2B		B SL 75 X SI 84 1-0 ② F7		4	1	2	0	0	1	1
23 Chris Carter, R (1, 3) OBP: 0.324, SLG: 0.463		X SI 94 0-0 HR		B SL 91 B SI 94 B SL 90 D SI 93 4-0 8 G4-6-3 30 1B BB		C SL 80 F SL 79 S FC 94 0-3 ② K		F SI 93 F CU 83 D CU 83 S CU 83 1-3 ③ K		3	1	1	1	1	2	2
30 Matt Dominguez, R (1, 5) OBP: 0.288, SLG: 0.408		C SI 93 S SL 90 X CU 84 0-2 1B		F SI 94 X SL 92 0-1 8 G4-6-3 1-2 2-3 1B		X SL 79 0-0 ③ F9			S FF 96 B FF 96 X CH 88 1-1 ① G5-3	4	0	2	0	0	0	1
8 Trevor Crowe, S (1, 7) OBP: 0.274, SLG: 0.301		C SI 93 S CH 86 B FF 94 B SI 94 C SI 94 2-3 ① K		B SI 93 B SI 93 S SI 94 X SI 94 2-1 ①② G4-6-3 1-2f 2-3 3-H			B FC 92 F FC 92 X FC 93 1-1 ① L4		C CH 88 B FF 96 X FF 96 1-1 ② F8	4	0	0	0	0	1	3
28 L.J. Hoes, R (1, 9) OBP: 0.337, SLG: 0.373		S CU 84 1 SAFE B SI 94 F SL 90 B SI 94 B CU 82 F SI 94 X SL 92 3-2 ② F9		B SL 91 F SI 93 S CU 85 C SL 91 1-3 ③ K			B SL 81 C FC 92 B FC 93 B SL 79 B FC 93 4-1 BB		F FF 97 B CH 90 X FF 96 1-1 22 DI 1B	3	0	1	0	1	1	2
22 Carlos Corporán, S (1, 2) OBP: 0.299, SLG: 0.381		D SL 90 B SI 93 F SI 94 F SI 94 F SL 85 F CU 84 B SI 94 X SL 90 3-2 ③ G4-3			B SL 90 B SI 92 C SI 92 X SI 94 2-1 6 FC4-6 1B		1 SAFE B KC 85 B FF 95 F FF 95 F FF 95 S FF 95 2-3 ② K		S CH 88 S CH 89 S CH 90 0-3 ③ K 1-2	4	0	1	0	0	2	3
2 Brandon Barnes, R (1, 8) OBP: 0.294, SLG: 0.353			C SI 93 S SL 90 B FF 92 B SL 91 S SI 94 2-3 ① K		C SI 92 F CU 83 S SL 91 0-3 ① K		D KC 88 B FF 96 F FF 96 F FF 96 B FF 97 F FF 96 F FF 96 C KC 86 3-3 ③ K			3	0	0	0	0	3	2
Inning Stats	R: 0 E: 0 K: 1 S: 8 H: 1 LOB: 0 BB: 0 P: 13	R: 1 E: 0 K: 1 S: 16 H: 2 LOB: 1 BB: 0 P: 24	R: 0 E: 0 K: 2 S: 7 H: 0 LOB: 0 BB: 0 P: 9	R: 1 E: 0 K: 1 S: 8 H: 2 LOB: 1 BB: 1 P: 16	R: 0 E: 0 K: 1 S: 10 H: 1 LOB: 0 BB: 0 P: 14	R: 0 E: 0 K: 1 S: 9 H: 1 LOB: 1 BB: 0 P: 12	R: 0 E: 0 K: 2 S: 11 H: 0 LOB: 1 BB: 1 P: 21	R: 0 E: 0 K: 2 S: 10 H: 1 LOB: 1 BB: 0 P: 14	R: 0 E: 0 K: 1 S: 9 H: 1 LOB: 1 BB: 0 P: 12	1B: 6 2B: 2 3B: 0 HR: 1 SF: 0 SAC: 0 DP: 1 HBP: 0						

TOP

AB	33
R	2
H	9
RBI	1
BB	2
SO	12
LOB	16

WP: 0 PB: 0 SB: 0 CS: 1 PA: 36

PITCHER		IP	WLS	BF	H	R	ER	SO	BB	IBB	HBP	BLK	WP	HR	S	P	ERA	WHIP
28 Corey Kluber, R ERA: 3.61	(1, 1)	5.1	W	20	6	2	2	6	1	0	0	0	0	1	52	81	3.38	1.312
35 Marc Rzepczynski, L ERA: 3.58	(6, 1)	0.0		1	1	0	0	0	0	0	0	0	0	0	2	3	∞	∞
27 Bryan Shaw, R ERA: 3.38	(6, 1)	1.0	H	4	0	0	0	1	1	0	0	0	0	0	7	12	0.00	1.000
37 Cody Allen, R ERA: 2.53	(7, 1)	0.2		2	0	0	0	2	0	0	0	0	0	0	8	13	0.00	0.000
32 Matt Albers, R ERA: 3.3	(8, 1)	0.1		2	1	0	0	1	0	0	0	0	0	0	6	8	0.00	3.000

PITCHER		IP	WLS	BF	H	R	ER	SO	BB	IBB	HBP	BLK	WP	HR	S	P	ERA	WHIP
57 Clay Rapada, L ERA:	(8, 1)	0.1		1	0	0	0	0	0	0	0	0	0	0	1	2	0.00	0.000
20 C.C. Lee, R ERA: 4.5	(8, 1)	0.1		1	0	0	0	1	0	0	0	0	0	0	3	4	0.00	0.000
59 Carlos Carrasco, R ERA: 6.75	(9, 1)	1.0		4	1	0	0	1	0	0	0	0	0	0	9	12	0.00	1.000

BOTTOM

Houston Astros @ Cleveland Indians

Progressive Field, Cleveland, OH

Sun Sep 22 2013, 1:06 PM - 4:20 PM EDT

Att. 26,168 - Cloudy - 59 F

livebaseballscorecards.com

Batter	1	2	3	4	5	6	7	8	9	AB	R	H	RBI	BB	SO	LOB
24 Michael Bourn, L (1, 8) OBP: 0.314, SLG: 0.355	C FF 85 C FF 88 S FF 89 0-3 K ①		B FF 90 C SI 89 B SI 90 F CH 74 B CU 77 F CH 72 F SI 91 B SI 91 4-2 1-2 BB	C CU 76 B CU 77 C CH 77 B FF 89 T CU 77 2-2 K ③		S FF 91 F SL 83 B FF 93 X SL 85 1-2 33 SF8 2-H 3-H 3B	S FF 92 X FF 92 0-1 L4 ③		4	1	1	2	1	2	4
33 Nick Swisher, S (1, 3) OBP: 0.343, SLG: 0.418	C SI 87 B SI 89 S CH 74 B CH 73 C CH 72 2-3 K ②		C CH 74 X CH 75 0-1 F8 ③		C CU 74 B CH 72 F SI 88 S CH 72 1-3 K ①	B FF 93 X SI 92 1-0 SF8 ② 3-H		C FF 94 X FF 96 0-1 F7 ①		4	0	0	1	0	2	2
22 Jason Kipnis, L (1, 4) OBP: 0.359, SLG: 0.445 62 José Ramírez, S (9, 4) OBP: 0.429, SLG: 0.500	C CU 74 X CH 72 0-1 F8 ③			L FS 81 B CU 75 B CU 76 B CH 73 X SI 92 3-1 41 2B 1B	B CU 75 B CH 72 C FF 88 X SI 87 2-1 1B	C FF 87 C CU 80 X SI 88 0-2 2B		B FF 95 F FF 95 C FF 95 S FF 96 1-3 K ②		5 0	1 0	3 0	0 0	1 0	0 0	0 0
41 Carlos Santana, S (1, 10) OBP: 0.376, SLG: 0.446		C SI 86 F CU 73 S CH 73 0-3 K ①		X SI 91 0-0 1-H 23 1B 2B	B CH 75 B FF 90 C CH 78 B FF 90 F CH 76 X CH 75 3-2 F8 ②	X FF 93 0-0 F9 ③		B FF 96 X FF 96 1-0 HR		5	2	2	2	0	1	2
9 Ryan Raburn, R (1, 9) OBP: 0.364, SLG: 0.569 7 Matt Carson, R (7, PR) OBP: 0.750, SLG: 1.000 (8, 9)		C CU 72 X CH 74 0-1 F8 ②		C CU 75 S CU 77 X CU 76 0-2 G5-3 ①	X CH 78 0-0 F8 ③		C SL 82 X SL 84 0-1 13 BB 4 1B 1B	B FS 84 C FS 83 X FF 95 1-1 L5 ③		4 1	0 1	1 0	0 0	0 0	0 0	2 0
13 Asdrúbal Cabrera, S (1, 6) OBP: 0.301, SLG: 0.405		B SI 89 F FF 90 L SI 91 B CU 74 F SI 91 S CH 75 2-3 K ③		C CU 76 F CH 73 B SI 90 B CU 75 F CH 75 D CH 76 B SI 88 4-2 23 1B 4 1B BB		S CU 75 B CU 74 B FF 90 X CH 73 2-1 10 HBP 23 1B 1B	C FF 91 B SI 91 B FF 91 1 SAFE B SI 91 1 SAFE S FF 91 1 SAFE B FF 91 4-2 4 1B 1-2 BB			2	2	1	0	2	1	0
10 Yan Gomes, R (1, 2) OBP: 0.350, SLG: 0.487			B FF 89 B SI 90 B CH 75 C SI 84 F CH 78 S FF 92 3-3 K ①	C FF 91 S FF 90 T FF 90 0-2 K ②		B FF 88 T FF 88 S FS 75 F FF 90 H CH 74 2-2 4 SH3-4 23 1B 24 3B 1-2 HBP	B FF 91 C FF 92 F SI 92 S FF 92 1-3 K ①			3	1	0	0	0	3	4
23 Michael Brantley, L (1, 7) OBP: 0.329, SLG: 0.389			B FS 83 X FF 90 1-0 24 BB 1B	B CU 77 B CU 78 C CU 76 B FF 91 F CH 76 F CU 78 X SI 92 3-2 4 1B 1-2 2-H 1B		X SI 90 0-0 4 SH3-4 24 3B 1-2 2-H 1B	F SI 92 F FF 92 B FF 91 B CU 79 T FF 92 2-2 K ②			4	1	3	2	0	1	2
4 Mike Aviles, R (1, 5) OBP: 0.288, SLG: 0.381			B SI 90 F SI 91 X CH 73 1-1 F7 ② 1-3 2-H 1B	S SI 90 B SI 92 F FS 76 F CH 77 X SI 90 1-2		X SI 92 0-0 SH3-4 ① 1-2 2-3	X SI 91 0-0 1-2 2-H 1B			3	0	2	2	0	0	1
Inning Stats	R: 0 E: 0 K: 2 S: 8 H: 0 LOB: 0 BB: 0 P: 10	R: 0 E: 0 K: 2 S: 9 H: 0 LOB: 0 BB: 0 P: 11	R: 0 E: 0 K: 1 S: 12 H: 1 LOB: 2 BB: 1 P: 21	R: 3 E: 0 K: 2 S: 23 H: 4 LOB: 2 BB: 1 P: 36	R: 0 E: 0 K: 1 S: 9 H: 1 LOB: 1 BB: 0 P: 15	R: 4 E: 0 K: 0 S: 15 H: 4 LOB: 1 BB: 0 P: 21	R: 1 E: 0 K: 2 S: 13 H: 2 LOB: 2 BB: 1 P: 20	R: 1 E: 0 K: 1 S: 8 H: 1 LOB: 0 BB: 0 P: 11		1B: 9 2B: 2 3B: 1 HR: 1 SF: 1 SAC: 1 DP: 0 HBP: 1				WP: 0 PB: 0 SB: 0 CS: 0 PA: 41	

	AB	35
	R	9
	H	13
	RBI	9
	BB	3
	SO	11
	LOB	17

PITCHER		IP	WLS	BF	H	R	ER	SO	BB	IBB	HBP	BLK	WP	HR	S	P	ERA	WHIP
45 Erik Bedard, L ERA: 4.81	(1, 1)	5.0	L	26	8	6	6	8	2	0	1	0	0	0	67	103	10.80	2.000
21 Philip Humber, R ERA: 7.9	(6, 1)	2.0		11	4	2	2	2	1	0	0	0	0	0	22	31	9.00	2.500
67 Jorge De Leon, R ERA: 6.23	(8, 1)	1.0		4	1	1	1	1	0	0	0	0	0	1	8	11	9.00	1.000

PITCHER	IP	WLS	BF	H	R	ER	SO	BB	IBB	HBP	BLK	WP	HR	S	P	ERA	WHIP

Chicago White Sox @ Cleveland Indians

Progressive Field, Cleveland, OH

Tue Sep 24 2013, 7:08 PM - 10:12 PM EDT

Att. 21,083 - Clear - 62 F

TOP

livebaseballscorecards.com

Batter	1	2	3	4	5	6	7	8	9	AB	R	H	RBI	BB	SO	LOB
30 Alejandro De Aza, L (1, 8) (9, 7) OBP: 0.323, SLG: 0.409	C FF 91 X FF 91 0-1 ① L6		C SL 84 D FS 86 S FS 86 T SL 86 1-2 ② K 1-2		L FF 92 C FS 83 B FC 92 X SL 85 1-2 ② P6		B FF 96 B FF 97 X FF 96 2-0 1-2 2-H 1B		X FF 92 0-0 HR	5	1	2	2	0	1	1
10 Alexei Ramirez, R (1, 6) OBP: 0.309, SLG: 0.369	C FF 92 F FF 91 B SL 85 C FF 94 1-3 ② K		F SL 86 X FF 93 0-1 ③ G6-3		C FF 91 B SL 86 F FF 91 S FS 83 1-3 ③ K		X FF 97 0-0 ② F9 2-3		B SL 85 B FF 95 B FF 93 C FF 94 X FF 94 3-1 12 HBP 1B	5	0	1	0	0	2	3
12 Conor Gillaspie, L (1, 5) (8, 3) OBP: 0.311, SLG: 0.393	C FF 92 B FC 90 F SL 85 B FS 85 B CU 77 X FF 93 3-2 ③ F8			B CU 76 B FF 92 B SI 92 C FC 89 B FF 93 4-1 14 1B 26 SF8 BB		B FF 91 X FS 81 1-0 2B	B FF 96 C FF 96 C KC 85 S KC 86 1-3 ③ K2-3		1 SAFE B SI 90 B SL 84 1 SAFE H SI 90 3-0 1-2 HBP	3	1	1	0	1	1	2
14 Paul Konerko, R (1, 3) OBP: 0.317, SLG: 0.355 5 Marcus Semien, R (8, 5) OBP: 0.308, SLG: 0.420		X FF 92 0-0 ① G1-3		D SL 86 C FF 90 1 SAFE B FS 86 C SL 83 1 SAFE F FF 92 B FF 90 X FF 93 3-2 24 2B 1-3 1B		B SI 93 C SL 84 X FF 90 1-1 ① G5-3		B SI 89 B SI 90 S SI 90 F SI 90 B SI 90 F SI 89 F SI 89 S SI 89 3-3 ① K	B FC 94 B FC 94 X FC 95 2-0 ③ F9	4 1	0 0	1 0	0 0	0 0	1 0	1 2
44 Adam Dunn, L (1, 10) OBP: 0.318, SLG: 0.430		C FF 91 C SL 84 B FF 93 B SL 85 B FF 94 C SL 86 3-3 ② K		S FS 84 C SI 92 B SL 84 B FF 92 C FF 94 2-3 ① K		S SL 86 C FF 92 F FS 84 S FF 94 0-3 ② K		S FF 90 B SL 81 S FF 91 B FF 91 B SL 82 S FF 91 3-3 ② K		4	0	0	0	0	4	3
26 Avisaíl García, R (1, 9) OBP: 0.316, SLG: 0.427		X FF 94 0-0 1B		B SI 93 B SL 80 X FF 90 2-0 ② SF8 3-H		S FS 86 X SI 93 0-1 ③ G6-3		B SL 82 C SL 81 F SI 89 B FF 92 F SI 90 B SL 83 X SI 90 3-2 ③ G6-3		3	0	1	1	0	0	1
24 Dayan Viciedo, R (1, 7) OBP: 0.303, SLG: 0.429 39 Bryan Anderson, L (9, 2) OBP: 0.125, SLG: 0.133		C SL 84 F FF 92 C FF 93 0-3 ③ K		C FF 93 D FS 85 X SL 84 1-1 1-3 2B			C SI 92 B FF 90 B FF 92 B SL 80 X SI 92 3-1 ① G6-3		B SL 84 F FF 95 X FF 95 1-1 HR	4 0	1 0	2 0	1 0	0 0	1 0	1 0
15 Gordon Beckham, R (1, 4) OBP: 0.321, SLG: 0.369			C FF 92 F FF 92 F FF 93 X SL 82 0-2 ① F7	C SL 85 X FF 92 0-1 ③ G6-3			X FF 94 0-0 36 BB 30 1B 1B		F FF 95 S SL 85 S SL 85 0-3 ① K	4	1	1	0	0	1	2
36 Josh Phegley, R (1, 2) OBP: 0.234, SLG: 0.314 20 Jordan Danks, L (9, PH) (9, 8) OBP: 0.313, SLG: 0.363			B SL 84 B FF 92 B SI 93 B FF 91 4-0 30 S BB		F FF 90 X FS 83 0-1 ① G5-3		C SL 84 B SI 92 1 SAFE D SL 84 F FF 90 F FF 94 1 SAFE F FS 84 B CU 79 4-2 F FF 91 1 SAFE B SL 82 1-2 10 F9 30 1B BB		C SL 84 B FF 94 C FF 94 S SL 84 1-3 ② K	1 1	0 0	0 0	0 0	2 0	0 1	0 0
Inning Stats	R: 0 E: 0 K: 1 S: 8 H: 0 LOB: 0 BB: 0 P: 12	R: 0 E: 0 K: 2 S: 8 H: 1 LOB: 1 BB: 0 P: 11	R: 0 E: 0 K: 1 S: 9 H: 0 LOB: 1 BB: 1 P: 14	R: 1 E: 0 K: 1 S: 13 H: 2 LOB: 2 BB: 1 P: 25	R: 0 E: 0 K: 1 S: 8 H: 0 LOB: 0 BB: 0 P: 10	R: 0 E: 0 K: 1 S: 9 H: 1 LOB: 1 BB: 0 P: 11	R: 1 E: 0 K: 1 S: 13 H: 2 LOB: 2 BB: 1 P: 23	R: 0 E: 0 K: 2 S: 12 H: 0 LOB: 0 BB: 0 P: 21	R: 2 E: 0 K: 2 S: 12 H: 3 LOB: 2 BB: 0 P: 22	1B: 5 2B: 2 3B: 0 HR: 2 SF: 1 SAC: 0 DP: 0 HBP: 1						

AB	35
R	4
H	9
RBI	4
BB	3
SO	12
LOB	16

WP: 0 PB: 0 SB: 1 CS: 0 PA: 40

PITCHER		IP	WLS	BF	H	R	ER	SO	BB	IBB	HBP	BLK	WP	HR	S	P	ERA	WHIP
30 Ubaldo Jiménez, R ERA: 3.38	(1, 1)	6.1		27	5	2	2	7	3	0	0	0	0	0	63	98	2.84	1.263
37 Cody Allen, R ERA: 2.5	(7, 1)	0.2		3	1	0	0	1	0	0	0	0	0	0	5	8	0.00	1.500
38 Joe Smith, R ERA: 2.34	(8, 1)	1.0	H	3	0	0	0	2	0	0	0	0	0	0	12	21	0.00	0.000
54 Chris Perez, R ERA: 3.71	(9, 1)	0.2	B	5	3	2	2	2	0	0	0	0	0	2	11	16	27.00	4.500
35 Marc Rzepczynski, L ERA: 3.58	(9, 1)	0.0		1	0	0	0	0	0	0	1	0	0	0	0	3	∞	∞

PITCHER		IP	WLS	BF	H	R	ER	SO	BB	IBB	HBP	BLK	WP	HR	S	P	ERA	WHIP
27 Bryan Shaw, R ERA: 3.36	(9, 1)	0.1	W	1	0	0	0	0	0	0	0	0	0	0	1	3	0.00	0.000

BOTTOM

Batter	1	2	3	4	5	6	7	8	9	AB	R	H	RBI	BB	SO	LOB
24 Michael Bourn, L (1, 8) OBP: 0.314, SLG: 0.355	C SI 90 F FF 86 F SI 91 X CU 78 0-2 ① G4-3	C FF 86 B CU 74 B SI 90 B CH 80 X SI 90 3-1 ③ G3			B SI 89 X SI 88 1-0 E1 1B		1 SAFE X CH 85 0-0 ① SH1 1-2		S SL 81 B FF 92 X SL 80 1-1 1-H HR	3	0	1	0	0	0	2
7 Matt Carson, R (9, 9) OBP: 0.750, SLG: 1.000										0	0	0	0	0	0	0
25 Jason Giambi, L (9, PH) OBP: 0.280, SLG: 0.374										1	1	1	2	0	0	0
33 Nick Swisher, S (1, 3) OBP: 0.343, SLG: 0.416	B SI 90 B CH 82 C SI 92 C CH 84 F SI 92 B CU 78 B SI 93 4-2 BB	C SI 93 C SI 94 X SI 95 0-2 ① F8			B SI 90 B SI 89 X SI 91 2-0 ② P6		D SL 89 X SI 98 1-0 ② F8 2-3			3	0	0	0	1	0	2
22 Jason Kipnis, L (1, 4) OBP: 0.359, SLG: 0.444	C SI 91 B CH 85 F CH 82 F CU 78 C SI 91 1-3 ② K	B SI 96 C SI 95 C SI 95 X CU 80 1-2 ② G1-3			X SI 91 0-0 ③ F7		B SI 99 C SL 88 X SL 88 1-1 3-H 41 CS 1B			4	0	1	1	0	1	2
41 Carlos Santana, S (1, 10) OBP: 0.376, SLG: 0.447	1 SAFE B SI 91 C CH 82 X SI 89 1-1 ③ G4-3	B SI 96 C CH 86 B SI 95 B SI 94 B SI 94 4-1 BB			F SI 89 X SI 92 0-1 13 F9 2B	S SL 89 1 SAFE B SL 90 C SI 98 F SI 98 1-2 ③ CS 1-2	T SI 98 S SI 99 S SI 99 0-3 ① K			3	0	1	0	1	1	1
9 Ryan Raburn, R (1, 9) OBP: 0.363, SLG: 0.561	B SI 88 C SI 89 C CU 75 H CU 78 2-2 13 FC6-4 HBP	F SI 93 B SI 93 F SI 93 B SI 93 B CH 83 F SI 91 X CH 84 3-2 ③ P5			S CH 81 X SI 91 0-1 ① F7		B SL 88 X SI 98 1-0 ② G4-3			3	0	0	0	0	0	2
11 Drew Stubbs, R (9, 8) OBP: 0.300, SLG: 0.354										0	0	0	0	0	0	0
13 Asdrúbal Cabrera, S (1, 6) OBP: 0.299, SLG: 0.402	B SI 90 1 SAFE C SI 90 B FF 86 1 SAFE X SI 90 2-1 ① FC6-4 10 1B 23 1B 1-2f		B CH 84 C FF 89 F CU 74 X SI 91 1-2 ① F7		B CH 79 C SI 90 X SI 89 1-1 ② F9 2-3			S SI 99 B CH 90 C SL 89 S SL 91 1-3 ③ K		4	1	0	0	0	1	2
10 Yan Gomes, R (1, 2) OBP: 0.349, SLG: 0.484	C SI 90 F CU 76 B CH 81 B SI 90 X SC 76 2-2 23 1B 1-2 1B		B CH 81 F SI 90 F CH 83 X SI 93 1-2 ② F8		F CU 76 B CH 82 X CH 82 1-1 ③ G6-3				B FF 91 F FF 90 B SL 80 S FF 90 S SL 80 2-3 ① K	4	0	1	0	0	1	1
23 Michael Brantley, L (1, 7) OBP: 0.332, SLG: 0.398	C SI 88 F SI 89 B SI 91 B CU 75 F CU 75 X SI 91 2-2 1-2 2-H 1B		C SI 92 B FC 82 X SI 91 1-1 ③ G6-3				X SI 87 0-0 HR		B SL 80 C SL 77 F SL 76 B FF 93 F FF 92 X SL 79 2-2 25 S 25 HR 1B	4	2	3	2	0	0	0
4 Mike Aviles, R (1, 5) OBP: 0.287, SLG: 0.379	X FF 88 0-0 ② F4				C SI 90 F SI 91 X SI 91 0-2 ① P3		B SI 91 X CH 83 1-0 33 F8 24 SH1 22 1B 1B		F FF 91 S FF 91 1 SAFE 1 SAFE S FF 91 0-3 ② K	4	1	1	0	0	1	3

Inning Stats																								
	R: 0	H: 0	R: 1	H: 2	R: 0	H: 0	R: 0	H: 0	R: 0	H: 1	R: 0	H: 1	R: 2	H: 3	R: 0	H: 0	R: 2	H: 2	1B: 6	SF: 0	WP: 0	PA: 38
	E: 0	LOB: 1	E: 0	LOB: 2	E: 0	LOB: 1	K: 0	LOB: 0	E: 1	LOB: 1	E: 0	LOB: 1	E: 0	LOB: 0	E: 0	LOB: 0	E: 0	LOB: 0	2B: 1	SAC: 1	PB: 0	
	K: 1	BB: 1	K: 0	BB: 0	K: 0	BB: 1	S: 8	BB: 0	K: 0	BB: 0	K: 0	BB: 0	K: 0	BB: 0	K: 2	BB: 0	K: 2	BB: 0	3B: 0	DP: 0	SB: 1	
	S: 13	P: 19	S: 14	P: 25	S: 11	P: 19	S: 8	P: 11	S: 6	P: 9	S: 8	P: 10	S: 9	P: 13	S: 7	P: 9	S: 12	P: 17	HR: 2	HBP: 1	CS: 1	

PITCHER		IP	WLS	BF	H	R	ER	SO	BB	IBB	HBP	BLK	WP	HR	S	P	ERA	WHIP
53 Héctor Santiago, L ERA: 3.56	(1, 1)	6.1		28	6	3	3	1	2	0	1	0	0	1	63	97	4.26	1.263
65 Nate Jones, R ERA: 4.17	(7, 1)	1.2		5	1	0	0	2	0	0	0	0	0	0	13	18	0.00	0.600
43 Addison Reed, R ERA: 3.84	(9, 1)	0.2	L	4	2	2	2	2	0	0	0	0	0	1	12	17	27.00	3.000

PITCHER	IP	WLS	BF	H	R	ER	SO	BB	IBB	HBP	BLK	WP	HR	S	P	ERA	WHIP

Chicago White Sox @ Cleveland Indians

Progressive Field, Cleveland, OH

Tue Sep 24 2013, 7:08 PM - 10:12 PM EDT

Att. 21,083 - Clear - 62 F

livebaseballscorecards.com

AB	33
R	5
H	9
RBI	5
BB	2
SO	5
LOB	15

Batter	1	2	3	4	5	6	7	8	9	AB	R	H	RBI	BB	SO	LOB
30 Alejandro De Aza, L (1, 7) OBP: 0.322, SLG: 0.407	C FF 95 B FF 96 F FF 94 C CH 87 1-3 ① K		X SL 90 0-0 ② G3		B CH 86 B FF 96 1 SAFE B FF 96 F FF 96 B FF 96 4-1 1-2 BB		B FF 91 B FF 91 B FF 92 C FF 92 F FF 92 C CU 75 3-3 ② K			3	0	0	0	1	2	0
28 Leury García, S (1, 4) OBP: 0.257, SLG: 0.237	F FF 96 B SL 89 S FF 96 B FF 99 X CH 87 2-2 1B		C FF 96 X SL 90 0-1 ③ F7		C SL 87 C CH 86 B FF 98 F CH 87 F SL 87 B FF 98 S CH 87 2-3 ③ K		S FF 96 B KC 86 F FF 96 C KC 87 1-3 ③ K			4	0	1	0	0	2	2
10 Alexei Ramirez, R (1, 6) OBP: 0.310, SLG: 0.370	C FF 96 S SL 86 F FF 94 X FF 96 0-2 ② F7			S SL 87 B SL 88 F SL 88 F CH 88 X CH 86 1-2 12 FC6-4 1B		B FF 96 S FF 96 F FF 99 F SL 91 X FF 99 1-2 26 1B 24 1B		B SI 93 X SI 93 1-0 ① G5-3		4	1	2	0	0	0	1
12 Conor Gillaspie, L (1, 3) OBP: 0.308, SLG: 0.389	C FF 95 S CH 85 B FF 96 S CH 87 1-3 ③ K2-3			X FF 95 0-0 ① FC6-4 1-2f		D CH 84 S CH 85 B FF 97 X FF 97 2-1 ① L7		C SI 94 F CU 80 B FF 94 B SI 94 S SI 93 2-3 ② K		4	0	0	0	0	2	3
26 Avisaíl García, R (1, 9) OBP: 0.320, SLG: 0.441		X FF 94 0-0 HR		B FF 96 C SL 89 F SL 88 F FF 98 F FF 97 S CH 86 1-3 ② K		D SL 89 1 SAFE F FF 96 F FF 98 X CH 87 1-2 24 1B 1-2 1B		B SI 93 X SI 94 1-0 ③ G5-3		4	1	2	1	0	1	1
24 Dayan Viciedo, R (1, 10) OBP: 0.303, SLG: 0.427		C SL 86 S FF 98 B SL 88 S FF 98 1-3 ① K		F FF 97 S CH 86 B FF 98 S CH 87 1-3 ③ K2-3		S SL 80 S SL 82 B FC 95 X SL 81 1-2 1-2 2-H 1B			B SI 93 C SI 91 S SL 86 B SI 94 S SL 84 2-3 ① K	4	0	1	1	0	3	1
20 Jordan Danks, L (1, 8) OBP: 0.317, SLG: 0.367		C CH 87 X SL 90 0-1 ② L3			B SI 95 C CH 86 C FF 96 X SL 87 1-2 30 BB 1B	C FC 95 B FC 94 S FC 96 C SL 82 1-3 ② K			B SI 92 X FF 94 1-0 1B	4	0	2	0	0	1	2
5 Marcus Semien, R (1, 5) OBP: 0.286, SLG: 0.389		S FF 97 C SL 89 F FF 98 B FF 98 C CH 89 1-3 ③ K			B SL 86 X FF 97 1-0 ① F9	D SL 84 C FC 95 S FC 95 S FC 96 1-3 ③ K			B SI 91 C SI 91 S SL 84 F SL 86 S FF 94 1-3 ② K	4	0	0	0	0	3	4
36 Josh Phegley, R (1, 2) OBP: 0.229, SLG: 0.308			B FF 95 B FF 94 S FF 96 X FF 97 2-1 ① G4-3		1 SAFE F FF 94 S CH 85 F FF 97 1 SAFE F CH 86 F CH 86 S FF 98 0-3 ② K		B FC 93 S FC 91 C SL 80 S FC 94 1-3 ① K		B SI 91 S SI 90 B SI 92 B SI 90 X SI 89 3-1 ③ G5-3	4	0	0	0	0	2	2
Inning Stats	R: 0 E: 0 K: 2 S: 13 H: 1 LOB: 1 BB: 0 P: 17	R: 1 E: 0 K: 2 S: 10 H: 1 LOB: 0 BB: 0 P: 12	R: 0 E: 0 K: 0 S: 5 H: 0 LOB: 0 BB: 0 P: 7	R: 0 E: 0 K: 2 S: 13 H: 1 LOB: 1 BB: 0 P: 16	R: 0 E: 0 K: 2 S: 16 H: 1 LOB: 2 BB: 1 P: 24	R: 1 E: 0 K: 2 S: 18 H: 3 LOB: 2 BB: 0 P: 25	R: 0 E: 0 K: 3 S: 9 H: 0 LOB: 0 BB: 0 P: 14	R: 0 E: 0 K: 1 S: 5 H: 0 LOB: 0 BB: 0 P: 9	R: 0 E: 0 K: 2 S: 10 H: 1 LOB: 1 BB: 0 P: 17	1B: 7 2B: 0 3B: 0 HR: 1 SF: 0 SAC: 0 DP: 0 HBP: 0						

PITCHER		IP	WLS	BF	H	R	ER	SO	BB	IBB	HBP	BLK	WP	HR	S	P	ERA	WHIP
31 Danny Salazar, R ERA: 3.12	(1, 1)	5.1	W	23	6	2	2	8	1	0	0	0	0	1	66	89	3.38	1.312
27 Bryan Shaw, R ERA: 3.31	(6, 1)	1.0	H	4	1	0	0	3	0	0	0	0	0	0	12	16	0.00	1.000
53 Rich Hill, L ERA: 6.34	(7, 1)	0.1	H	1	0	0	0	1	0	0	0	0	0	0	3	6	0.00	0.000
37 Cody Allen, R ERA: 2.49	(7, 1)	0.1	H	1	0	0	0	1	0	0	0	0	0	0	3	4	0.00	0.000
32 Matt Albers, R ERA: 3.25	(8, 1)	1.0		3	0	0	0	1	0	0	0	0	0	0	5	9	0.00	0.000

PITCHER		IP	WLS	BF	H	R	ER	SO	BB	IBB	HBP	BLK	WP	HR	S	P	ERA	WHIP
63 Justin Masterson, R ERA: 3.5	(9, 1)	1.0		4	1	0	0	2	0	0	0	0	0	0	10	17	0.00	1.000

TOP

Chicago White Sox @ Cleveland Indians

Progressive Field, Cleveland, OH

Wed Sep 25 2013, 7:09 PM - 10:14 PM EDT

Att. 30,942 - Partly Cloudy - 66 F

livebaseballscorecards.com

AB	35
R	2
H	8
RBI	2
BB	1
SO	16
LOB	16

WP: 0 PA: 36
PB: 0
SB: 0
CS: 0

BOTTOM

Chicago White Sox @ Cleveland Indians

Progressive Field, Cleveland, OH

Wed Sep 25 2013, 7:09 PM - 10:14 PM EDT

Att. 30,942 - Partly Cloudy - 66 F

livebaseballscorecards.com

Batter	1	2	3	4	5	6	7	8	9	AB	R	H	RBI	BB	SO	LOB
23 Michael Brantley, L (1, 7) OBP: 0.334, SLG: 0.401	C SI 89 F CU 76 B FF 91 X CU 76 1-2: 22 1B, 1B	X CU 75 0-0: 33 S, 1B 2-H			B FF 90 X FF 88 1-0: 33 HR, 2B	B FF 91 F FF 91 B CU 79 B FF 91 X FF 91 3-1: G3 ③		B SI 94 X CH 85 1-0: F7 ③		5	1	3	1	0	0	2
33 Nick Swisher, S (1, 9) OBP: 0.342, SLG: 0.420 (8, 3)	B SI 89 C CH 82 1 SAFE F FF 88 1 SAFE B FF 89 B FF 88 X SL 86 3-2: F9 ①	S CH 82 P PO 86 X CH 83 1-1: G4-3 ③ 1-2			C CU 75 B SL 83 B FF 88 X CH 81 2-1: HR 2-H		C FF 90 B CU 79 C CU 80 S CU 80 1-3: K ①			4	1	1	2	0	1	2
22 Jason Kipnis, L (1, 4) OBP: 0.361, SLG: 0.444	B FF 87 X SL 86 1-0: 1B 1-2		B CH 83 B FF 89 B SI 89 B SI 87 4-0: 41 G3-6, BB		B SI 90 C SI 84 F SL 86 B FF 93 F SL 79 B FF 86 F FF 90 X FF 92 3-2: G3-1 ②		C FF 92 H CU 79 1-1: 41 E, 41 S, 13 1B, HBP			2	1	1	0	1	0	0
41 Carlos Santana, S (1, 3) OBP: 0.377, SLG: 0.447 7 Matt Carson, R (7, PR) OBP: 0.750, SLG: 1.000 (8, 9)	B CU 75 X FF 90 1-0: F7 ②		X SI 91 0-0: G3-6 ① ② 1-2f		B SL 85 X SI 89 1-0: 10 FC6-4, 1B		C CU 78 F FF 92 D FF 92 1 SAFE B CU 80 D CU 80 D CU 81 4-2: 10 S, 13 1B, BB 1-3			3 0	0 1	1 0	0 0	1 0	0 0	3 0
10 Yan Gomes, R (1, 2) OBP: 0.344, SLG: 0.477	C FF 91 F SL 86 D SL 86 D CU 77 D SL 87 S FF 91 3-3: K ③		B FF 87 C CU 76 F SL 86 X SI 90 1-2: G1-3 ③		X SI 89 0-0: FC6-4 ③ 1-2f		B SI 94 B SI 92 C SL 83 F SI 94 D SL 85 S SI 95 3-3: K ② 1-2			4	0	0	0	0	2	5
13 Asdrúbal Cabrera, S (1, 6) OBP: 0.300, SLG: 0.402		F SI 90 F FF 90 B FF 90 X FF 84 1-2: F7 ①		B CH 83 F SL 84 S CU 78 B FF 91 F FF 91 B CH 83 X SL 85 3-2: G3-1 ①		S SL 83 X CH 82 0-1: 4 SH5-4, 25 WP, 11 SF8, 1B	B SI 94 C SL 85 X SL 86 1-1: 9 FC6-4, 1B 2-H 3-H			4	1	2	2	0	0	0
25 Jason Giambi, L (1, 10) OBP: 0.285, SLG: 0.375 24 Michael Bourn, L (6, PR) OBP: 0.314, SLG: 0.355 (7, 10) 9 Ryan Raburn, R (7, PH) OBP: 0.361, SLG: 0.559 (8, 10)	F FF 91 B CU 77 X FF 91 1-1: 8 FC3-6, 1B		B CH 83 X FF 89 1-0: L9 ②			1 SAFE C CU 76 B SL 84 F FF 88 1 SAFE B CU 76 B FF 91 F SL 85 B FF 92 4-2: 4 SH5-4, BB 1-2	B SI 94 1 SAFE X SI 95	1-0: FC6-4 ③ 1-2f		2 0 1	0 0 0	1 0 0	0 0 0	1 0 0	0 0 1	0 0 0
8 Lonnie Chisenhall, L (1, 5) OBP: 0.268, SLG: 0.398 4 Mike Aviles, R (6, PH) OBP: 0.286, SLG: 0.378 (7, 5)	C CU 76 S CH 82 B SI 92 X FF 91 1-2: FC3-6 11 WP, 11 E ② 1-2f		X CH 84 0-0: P6 ③			L SL 82 X FF 90 0-1: SH5-4 ① 1-2 2-3		B SI 92 X SL 84 1-0: G5-3 ①		2 1	1 0	0 0	0 0	0 0	0 0	1 0
11 Drew Stubbs, R (1, 8) OBP: 0.298, SLG: 0.351	B FF 87 F FF 90 X SL 85 1-1: E5 23 1B 1-H				C FF 90 X SL 84 0-1: G6-3 ①	D CU 75 F FF 91 X SL 84 1-1: SF8 ② 3-H		C SI 96 B SI 95 F SI 94 B SI 90 X SI 89 2-2: F9 ②		3	1	0	1	0	0	0
Inning Stats	R: 0 H: 2 E: 0 LOB: 2 K: 1 BB: 0 S: 11 P: 20	R: 2 H: 2 E: 1 LOB: 1 K: 0 BB: 0 S: 14 P: 18	R: 0 H: 0 E: 0 LOB: 0 K: 0 BB: 1 S: 4 P: 9	R: 0 H: 0 E: 0 LOB: 0 K: 0 BB: 0 S: 6 P: 10	R: 2 H: 3 E: 0 LOB: 1 K: 0 BB: 0 S: 12 P: 19	R: 1 H: 1 E: 0 LOB: 2 K: 0 BB: 1 S: 11 P: 19	R: 2 H: 1 E: 0 LOB: 1 K: 2 BB: 1 S: 12 P: 23	R: 0 H: 0 E: 0 LOB: 0 K: 0 BB: 0 S: 5 P: 9		1B: 7 SF: 1 2B: 1 SAC: 1 3B: 0 DP: 1 HR: 1 HBP: 1						

AB	31
R	7
H	9
RBI	6
BB	3
SO	3
LOB	14

WP: 2 PA: 37
PB: 0
SB: 3
CS: 0

PITCHER		IP	WLS	BF	H	R	ER	SO	BB	IBB	HBP	BLK	WP	HR	S	P	ERA	WHIP
33 Dylan Axelrod, R ERA: 5.68	(1, 1)	5.2	L	27	8	5	3	1	2	0	0	0	2	1	56	90	4.76	1.765
61 Charlie Leesman, L ERA: 7.71	(6, 1)	0.2		4	0	2	1	1	1	0	1	0	0	0	8	17	13.50	1.500
52 Jake Petricka, R ERA: 2.7	(7, 1)	1.2		6	1	0	0	1	0	0	0	0	0	0	11	20	0.00	0.600

PITCHER	IP	WLS	BF	H	R	ER	SO	BB	IBB	HBP	BLK	WP	HR	S	P	ERA	WHIP

Cleveland Indians @ Minnesota Twins

Target Field, Minneapolis, MN

Thu Sep 26 2013, 7:12 PM - 10:38 PM CDT

Att. 24,929 - Clear - 79 F

TOP

livebaseballscorecards.com

Batter	1	2	3	4	5	6	7	8	9	AB	R	H	RBI	BB	SO	LOB
23 Michael Brantley, L (1, 7) OBP: 0.337, SLG: 0.403	L6		22 E; 33 BB; 1B	G3-6; 1-2f		1-2; 2-3; 3-H; 1B		1-2; 2-H; 1B		5	0	3	2	0	0	1
33 Nick Swisher, S (1, 3) OBP: 0.341, SLG: 0.417	G6-3		22 E; 1-2; BB		G6-3	K		K		4	0	0	0	1	2	5
22 Jason Kipnis, L (1, 4) OBP: 0.362, SLG: 0.445	41 FC5; 2B		FC4; 1-2; 2-3		G4-3		41 WP; 41 2B; BB	F8		4	1	1	0	1	0	4
41 Carlos Santana, S (1, 10) OBP: 0.376, SLG: 0.446	FC5; 2-3		F9		G6-3		9 G2-3; 1-H; 13 F9-2; 2B		K	5	0	1	1	0	1	4
9 Ryan Raburn, R (1, 9) OBP: 0.363, SLG: 0.558 7 Matt Carson, R (7, 9) OBP: 0.692, SLG: 0.909		K	13 BLK; 13 SH; 1B	G6-3		4 G6-3; 10 1B; 23 1B; 1B	G2-3; 2-3		G6-3	4	2	2	0	0	1	1
										1	0	0	0	0	0	0
13 Asdrúbal Cabrera, S (1, 6) OBP: 0.298, SLG: 0.399		G6-3	SH; 10 HR; 1-H			P4	F9-2; 3-H		G3	4	1	0	0	0	0	2
10 Yan Gomes, R (1, 2) OBP: 0.350, SLG: 0.491		F9	1 SAFE; HR; 1-H			23 1B; 4 G6-3; 1-2; 1B		4 G1-3; 23 1B; 1B		4	2	3	2	0	0	0
4 Mike Aviles, R (1, 5) OBP: 0.283, SLG: 0.374			G3-1	G4-3		G6-3; 1-2; 2-3		G1-3; 1-2		4	0	0	0	0	0	3
11 Drew Stubbs, R (1, 8) OBP: 0.302, SLG: 0.352			K	23 G3-6; 1B		23 1B; BB		23 1B; BB		2	0	1	0	2	1	0
Inning Stats	R: 0 E: 0 K: 0 S: 11 H: 1 LOB: 1 BB: 0 P: 15	R: 0 E: 0 K: 1 S: 9 H: 0 LOB: 0 BB: 0 P: 14	R: 0 E: 1 K: 1 S: 15 H: 1 LOB: 3 BB: 1 P: 24	R: 3 E: 1 K: 0 S: 9 H: 3 LOB: 0 BB: 0 P: 10	R: 0 E: 0 K: 0 S: 6 H: 0 LOB: 0 BB: 0 P: 12	R: 1 E: 0 K: 1 S: 20 H: 3 LOB: 3 BB: 1 P: 35	R: 1 E: 0 K: 0 S: 11 H: 1 LOB: 0 BB: 1 P: 22	R: 1 E: 0 K: 1 S: 16 H: 2 LOB: 2 BB: 1 P: 28	R: 0 E: 0 K: 1 S: 6 H: 0 LOB: 0 BB: 0 P: 6	1B: 8 2B: 3 3B: 0 HR: 1	SF: 0 SAC: 1 DP: 2 HBP: 0						

	AB	37
	R	6
	H	11
	RBI	5
	BB	4
	SO	5
	LOB	20

WP: 1 PB: 0 SB: 0 CS: 0 PA: 42

PITCHER		IP	WLS	BF	H	R	ER	SO	BB	IBB	HBP	BLK	WP	HR	S	P	ERA	WHIP
63 Andrew Albers, L ERA: 4.05	(1, 1)	5.2	L	27	7	4	3	2	2	0	0	1	0	1	65	102	4.76	1.588
57 Ryan Pressly, R ERA: 3.87	(6, 1)	1.1		6	2	1	1	1	1	0	0	0	1	0	16	30	6.75	2.250
20 Josh Roenicke, R ERA: 4.35	(8, 1)	0.1		4	2	1	1	0	1	0	0	0	0	0	9	18	27.00	9.000
59 Michael Tonkin, R ERA:	(8, 1)	1.2		5	0	0	0	2	0	0	0	0	0	0	13	16	0.00	0.000

PITCHER		IP	WLS	BF	H	R	ER	SO	BB	IBB	HBP	BLK	WP	HR	S	P	ERA	WHIP

Batter	1	2	3	4	5	6	7	8	9	AB	R	H	RBI	BB	SO	LOB
1 Alex Presley, L (1, 8) OBP: 0.308, SLG: 0.376	X SL 89 0-0 ① B5-3		X FF 89 0-0 2 G4-6-3 1-2 1B		B FF 90 B SL 84 B FF 88 B FF 91 4-0 2 1B BB		C SL 83 B SI 93 H SI 92 2-1 2 PB 9 1B HBP		B SL 84 C FF 93 X FF 94 1-1 2 G5-3 1-H 3B	3	2	2	1	1	0	0
2 Brian Dozier, R (1, 4) OBP: 0.314, SLG: 0.420	C FC 89 C FC 90 B CU 80 S FF 92 1-3 ② K		B CU 77 C FF 93 D CH 81 X FF 92 2-1 ① ② G4-6-3 1-2f 2-3		C FF 92 1 SAFE B FF 94 X CU 79 1-1 9 G4-6-3 1-2 1B		B FF 96 F FF 95 C KC 85 B KC 86 F FF 96 F FF 96 1 SAFE B KC 85 S FF 96 3-3 ② K 1-2		C FF 94 B SL 83 C SL 82 F SL 84 X SL 83 1-2 ① G5-3 3-H	5	0	1	1	0	2	3
9 Ryan Doumit, S (1, 9) OBP: 0.316, SLG: 0.400	C FF 90 B FF 90 X CH 81 1-1 1B		C FF 91 X FF 92 0-1 ③ G4-3		X FC 92 0-0 ② ③ G4-6-3 1-2f		B FF 96 F FF 96 X KC 85 1-1 2-H 1B		C FF 93 F SI 93 X SI 93 0-2 43 HR 1B	5	1	3	1	0	0	3
16 Josh Willingham, R (1, 10) OBP: 0.343, SLG: 0.369	C FF 89 X SL 84 0-1 ③ F8			C FF 91 B CH 80 S FF 93 B FF 94 X CU 79 2-2 ① G5-3		C FC 91 F FC 90 X FC 92 0-2 ① L7	B FF 96 X FF 96 1-0 ③ F8		B SL 84 X FF 93 1-0 ② F8	5	0	0	0	0	0	3
43 Josmil Pinto, R (1, 2) OBP: 0.383, SLG: 0.560		C FF 90 B SL 84 X FF 87 1-1 24 G6-3 1B		C FF 94 B SL 87 S CU 78 B FF 94 S FF 89 2-3 ② K		B FC 92 B FC 92 B FC 91 B FC 92 4-0 24 1B BB		C SI 92 F SI 92 B SI 92 C SI 94 1-3 ① K	B FF 93 X FF 92 1-0 1-H HR	4	1	2	2	1	2	0
24 Trevor Plouffe, R (1, 5) OBP: 0.306, SLG: 0.393 25 Pedro Florimón, S (9, PR) OBP: 0.285, SLG: 0.327		C FF 90 B FF 92 F SL 86 X CH 80 1-2 ① G6-3 1-2		B CU 83 B FF 91 B FF 92 B FF 89 4-0 55 2B BB		C SL 78 B SL 78 X FC 92 1-1 1-2 1B		B SI 93 X SI 93 1-0 ② F9	C SI 88 X SI 88 0-1 55 BB 1B	4 0	0 0	2 0	0 0	1 0	0 0	1 0
55 Chris Colabello, R (1, 3) OBP: 0.290, SLG: 0.348 17 Doug Bernier, R (9, PR) OBP: 0.339, SLG: 0.283		B FF 93 C FF 88 B FF 93 D CU 81 S FF 93 S FF 94 3-3 ② K		C FF 88 B FF 93 X FF 92 1-1 1-3 2B		B SL 79 F FC 92 C SL 79 B FC 93 F FC 92 S SL 80 2-3 ② K		B CU 80 B SI 93 B SI 93 C SI 92 B SI 93 4-1 BB	B SI 88 B SI 88 F SI 88 B SI 88 F SI 89 B FF 89 4-2 1-2 BB	3 0	0 0	1 0	0 0	2 0	2 0	3 0
19 Darin Mastroianni, R (1, 7) OBP: 0.222, SLG: 0.207 31 Oswaldo Arcia, L (9, PH) OBP: 0.307, SLG: 0.435		B FF 92 B FF 91 B FF 91 C FF 90 F FF 91 X FF 91 3-2 ③ P4		C FF 94 X CU 80 0-1 ③ F8		C FC 93 F SL 79 B FC 94 F SL 81 S SL 80 1-3 ③ K		C SI 94 B SI 94 B SI 94 C SI 94 B SI 94 X SI 93 3-2 ③ F8	C FF 89 C SL 81 S FF 90 0-3 ③ K	4 1	0 0	0 0	0 0	0 0	1 1	6 2
5 Eduardo Escobar, S (1, 6) OBP: 0.282, SLG: 0.345			B FC 88 F FF 88 X FF 89 1-1 2 1 G4-6-3 1B		B FF 89 C FF 88 X CH 78 1-1 ① F8		B SI 90 C SI 91 B SI 91 S SI 92 C SL 84 2-3 ① K		C FF 93 B FF 94 F FF 94 X SL 83 1-2 1 DI 1 3B 1B	4	1	2	0	0	1	0
Inning Stats	R: 0 E: 0 K: 1 S: 8 H: 1 LOB: 1 BB: 0 P: 10	R: 0 E: 0 K: 1 S: 11 H: 1 LOB: 1 BB: 0 P: 19	R: 0 E: 0 K: 0 S: 7 H: 2 LOB: 1 BB: 0 P: 10	R: 0 E: 0 K: 1 S: 10 H: 1 LOB: 2 BB: 1 P: 19	R: 0 E: 0 K: 0 S: 5 H: 1 LOB: 1 BB: 1 P: 11	R: 0 E: 0 K: 2 S: 13 H: 1 LOB: 2 BB: 1 P: 21	R: 1 E: 0 K: 2 S: 12 H: 1 LOB: 1 BB: 0 P: 21	R: 0 E: 0 K: 1 S: 8 H: 0 LOB: 1 BB: 1 P: 17	R: 4 E: 0 K: 1 S: 21 H: 5 LOB: 2 BB: 1 P: 30	1B: 10 2B: 1 3B: 1 HR: 1 SF: 0 SAC: 0 DP: 2 HBP: 1						

PITCHER		IP	WLS	BF	H	R	ER	SO	BB	IBB	HBP	BLK	WP	HR	S	P	ERA	WHIP
34 Zach McAllister, R ERA: 3.75	(1, 1)	4.1		20	6	0	0	3	2	0	0	0	0	0	40	68	0.00	1.846
27 Bryan Shaw, R ERA: 3.24	(5, 1)	1.2	W	6	1	0	0	2	1	0	0	0	0	0	14	22	0.00	1.200
35 Marc Rzepczynski, L ERA: 3.54	(7, 1)	0.1		2	0	1	0	1	0	0	1	0	0	0	4	8	0.00	0.000
37 Cody Allen, R ERA: 2.47	(7, 1)	0.2		3	1	0	0	1	0	0	0	0	0	0	8	13	0.00	1.500
32 Matt Albers, R ERA: 3.19	(8, 1)	1.0		4	0	0	0	1	1	0	0	0	0	0	8	17	0.00	1.000

PITCHER		IP	WLS	BF	H	R	ER	SO	BB	IBB	HBP	BLK	WP	HR	S	P	ERA	WHIP
54 Chris Perez, R ERA: 4.33	(9, 1)	0.2		6	4	4	4	0	0	0	0	0	0	1	14	19	54.00	6.000
38 Joe Smith, R ERA: 2.32	(9, 1)	0.1	S	3	1	0	0	1	1	0	0	0	0	0	7	11	0.00	6.000

BOTTOM

Cleveland Indians @ Minnesota Twins

Target Field, Minneapolis, MN

Thu Sep 26 2013, 7:12 PM - 10:38 PM CDT

Att. 24,929 - Clear - 79 F

livebaseballscorecards.com

AB	38
R	5
H	13
RBI	5
BB	5
SO	9
LOB	21

WP: 0 PA: 44
PB: 1
SB: 0
CS: 0

Cleveland Indians @ Minnesota Twins

Target Field, Minneapolis, MN

Fri Sep 27 2013, 7:15 PM - 10:45 PM CDT

Att. 24,074 - Overcast - 82 F

livebaseballscorecards.com

TOP

Batter	1	2	3	4	5	6	7	8	9	AB	R	H	RBI	BB	SO	LOB
23 Michael Brantley, L (1, 7) OBP: 0.337, SLG: 0.401	C FF 89 X SI 88 0-1 L4	X FC 87 0-0 33 G5-4-3 1-3 1B		C SL 78 F CH 80 B FF 91 B FF 90 X CH 81 2-2 G4-3		C SL 82 C FF 91 S FF 93 0-3 K		C FF 91 X FF 91 0-1 L7	S SL 83 B SI 92 B SI 92 F FF 93 B SI 93 B SL 82 4-2 33 FC6-4 BB	5	0	1	0	1	1	1
33 Nick Swisher, S (1, 3) OBP: 0.341, SLG: 0.418	B FF 89 C FF 90 B CH 81 X FF 90 2-1 22 3B 2B	B SI 89 B CH 83 F SI 89 B SI 87 1 SAFE X FF 88 3-1 G5-4-3 1-2f 3-H		C FF 90 B FF 90 B SL 83 X CH 82 2-1 G4-3		C SL 83 B SI 92 X SI 92 1-1 1B		C FF 92 B SI 92 C FF 93 T FF 93 1-2 K	B SI 93 X SI 93 1-0 FC6-4 1-2f	6	1	2	0	0	1	3
22 Jason Kipnis, L (1, 4) OBP: 0.363, SLG: 0.451	B SI 88 B FF 88 F FF 88 X SI 87 2-1 41 2B 2-H 3B	C CU 75 B CU 78 X FF 89 1-1 41 2B 9 1B 1B		B FF 91 C FF 90 X SL 83 1-1 G3-1		B FF 91 C SL 85 C SI 92 S FF 93 1-3 K		B SL 84 B SI 91 C FF 92 X SI 91 2-1 2-H 2B		5	2	3	2	0	1	1
41 Carlos Santana, S (1, 10) OBP: 0.379, SLG: 0.451	D CU 74 F SI 90 B CH 82 X CH 84 2-1 13 2B 3-H 2B	F FF 90 1 SAFE C FF 90 B FF 89 1 SAFE F CH 80 F FF 89 1 SAFE F CH 80 1-2 F SL 82 X CH 80 9 1B 1-3 2B			F SI 93 C FF 93 B FF 94 F FF 94 B CU 77 F FF 93 B SL 88 B SI 93 4-2 13 2B 4 1B BB	C FF 93 X SI 94 0-1 G3		I IN 71 I IN 73 I IN 73 I IN 76 4-0 IBB		3	3	2	1	2	0	1
9 Ryan Raburn, R (1, 9) OBP: 0.360, SLG: 0.550 7 Matt Carson, R (8, 9) OBP: 0.692, SLG: 0.909	F SI 87 F FF 90 B FF 91 B CU 74 B FF 91 C FF 89 3-3 K	S SL 82 C FF 90 D FF 91 X SL 82 1-2 2-H 3-H 1B			B FF 93 S SL 85 S FF 94 B FF 95 F SL 86 F SI 93 B FF 94 F FF 92 X FF 93 3-2 F7		B SL 85 C FF 91 B SL 85 F FF 92 S SI 92 2-3 K	S SL 85 B FF 92 X FF 91 1-1 F7		5	0	1	2	0	2	4
13 Asdrúbal Cabrera, S (1, 6) OBP: 0.301, SLG: 0.405	C SI 88 B CU 76 X SI 88 1-1 10 1B 2-H 2B	C FF 91 X CH 81 0-1 F7			B SI 92 C FF 92 C FF 93 F SI 94 B CU 77 F SI 92 F FF 93 X SI 92 2-2 4 1B 1-3 2B		X CH 85 0-0 1B		X SI 89 0-0 F8	5	2	3	1	0	0	1
10 Yan Gomes, R (1, 2) OBP: 0.347, SLG: 0.486	B CH 82 B CU 74 B FF 89 X FF 90 3-0 2-H 1B		C SL 82 X SL 82 0-1 F8		C SL 86 B FF 92 F FF 92 S FF 94 1-3 K		S FF 92 F SI 91 B FF 93 1 SAFE S FF 93 1-3 K		C FF 90 C FF 91 B FF 92 S CH 90 1-3 K	5	0	1	1	0	3	3
4 Mike Aviles, R (1, 5) OBP: 0.285, SLG: 0.374	F CH 81 X CH 84 0-1 P3		B FF 90 S SL 83 S FF 90 F FF 90 B SL 81 X FF 91 2-2 F8		B FF 93 B SL 86 F FF 92 X FF 93 2-1 2-H 3-H 1B		C SL 84 1 SAFE X FF 92 0-1 F9		B SI 91 F SL 85 B SI 90 B FF 91 X FF 91 3-1 11 HR 1B	5	1	2	2	0	0	2
11 Drew Stubbs, R (1, 8) OBP: 0.305, SLG: 0.360		B SI 87 B CH 82 C SI 87 B FF 90 B SI 88 4-1 23 1B 33 G5-4-3 BB	B FF 91 B CU 78 X FF 89 2-0 G5-3		C FF 92 T FF 93 B FF 94 S SL 86 1-3 K			B FF 92 S SL 84 X SL 82 1-1 33 S 22 2B 1B	B FF 90 1 SAFE C FF 90 C FF 91 1 SAFE D SL 85 F FF 92 F FF 93 B FF 93 3-2 X SL 84 1-H HR	4	3	2	2	1	1	1

Inning Stats	R: 4 E: 0 K: 1 S: 16	H: 5 LOB: 1 BB: 0 P: 29	R: 3 E: 0 K: 0 S: 18	H: 4 LOB: 1 BB: 1 P: 28	R: 0 E: 0 K: 0 S: 7	H: 0 LOB: 0 BB: 0 P: 11	R: 0 E: 0 K: 0 S: 7	H: 0 LOB: 0 BB: 0 P: 12	R: 2 E: 0 K: 2 S: 24	H: 2 LOB: 1 BB: 1 P: 37	R: 0 E: 0 K: 2 S: 10	H: 1 LOB: 1 BB: 0 P: 12	R: 0 E: 0 K: 2 S: 9	H: 1 LOB: 1 BB: 0 P: 12	R: 1 E: 0 K: 1 S: 11	H: 2 LOB: 2 BB: 1 P: 20	R: 2 E: 0 K: 1 S: 14	H: 2 LOB: 1 BB: 1 P: 26	1B: 9 2B: 6 3B: 1 HR: 1	SF: 0 SAC: 0 DP: 1 HBP: 0	WP: 0 PB: 0 SB: 1 CS: 0	PA: 47

PITCHER		IP	WLS	BF	H	R	ER	SO	BB	IBB	HBP	BLK	WP	HR	S	P	ERA	WHIP
60 Pedro Hernandez, L ERA: 6.83	(1, 1)	1.2	L	12	7	6	6	1	1	0	0	0	0	0	22	43	32.40	4.800
64 Shairon Martis, R ERA: 5.59	(2, 1)	2.1		9	2	1	1	0	0	0	0	0	0	0	26	37	3.86	0.857
62 Liam Hendriks, R ERA: 6.85	(5, 1)	4.2		24	8	5	5	8	1	1	0	0	0	1	65	99	9.64	1.929
52 Brian Duensing, L ERA: 4.05	(9, 1)	0.1		2	0	0	0	0	1	0	0	0	0	0	3	8	0.00	3.000

PITCHER	IP	WLS	BF	H	R	ER	SO	BB	IBB	HBP	BLK	WP	HR	S	P	ERA	WHIP

AB	43
R	12
H	17
RBI	11
BB	4
SO	9
LOB	17

Batter	1	2	3	4	5	6	7	8	9	AB	R	H	RBI	BB	SO	LOB
1 Alex Presley, L (1, 8) OBP: 0.310, SLG: 0.376	B SI 92 X SI 93 1-0 ① F7		B SI 94 F SI 95 C SI 94 S SL 93 1-3 ③ K		B CH 85 X SI 94 1-0 2 G5-4-3 1B	C CU 75 X CU 75 0-1 2-H 3-H 1B			C SI 93 X FF 92 0-1 ① G4-3	5	0	2	2	0	1	0
2 Brian Dozier, R (1, 4) OBP: 0.311, SLG: 0.417	B SI 94 X SI 94 1-0 ② P4			B SL 90 B SI 92 C SI 94 X SL 92 2-1 ① F8	D SL 91 X SI 92 1-0 ①② G5-4-3 1-2f	B SI 92 C SI 93 F SI 93 B SI 93 S CU 84 2-3 ③ K			B SI 93 B SI 93 B SI 92 C SI 91 F SI 92 X SI 93 3-2 ② P4	5	0	0	0	0	1	2
9 Ryan Doumit, S (1, 9) OBP: 0.317, SLG: 0.400	C SI 94 B SI 94 S CH 87 F CU 85 B FF 94 X SI 95 2-2 ③ G6-3			B CH 87 B SL 92 X SI 95 2-0 43 HBP 24 1B 1B	C SI 93 B SI 94 S SL 90 X CU 84 1-2 1B		C SI 91 F CH 85 F SI 91 C SL 81 0-3 ① K		C SI 92 S FF 93 F FF 94 B CU 81 B SI 94 X SI 92 2-2 ③ G2-3	5	1	2	0	0	1	0
31 Oswaldo Arcia, L (1, 10) OBP: 0.304, SLG: 0.430		B SI 93 T SI 93 B SI 93 S SI 94 F SI 94 F CU 83 S SI 95 2-3 ① K		C SI 92 D CU 82 C SI 94 B CU 82 S SL 91 2-3 ② K	S SI 94 S SI 94 S SL 91 0-3 ③ K		C SL 82 F SL 84 B SI 92 F SL 83 X SL 84 1-2 ② L3			4	0	0	0	0	3	2
43 Josmil Pinto, R (1, 2) OBP: 0.398, SLG: 0.566 12 Chris Herrmann, L (5, 2) OBP: 0.287, SLG: 0.327		B SI 93 F SI 95 X SL 91 1-1 24 1B 1B		B CU 83 F SI 94 F SI 93 H SI 94 2-2 24 1B 1-2 HBP	X SI 93 0-0 ① F8	B SI 92 C SL 82 X SI 93 1-1 ③ F7				1 2	0 0	1 0	0 0	0 0	0 0	0 0
24 Trevor Plouffe, R (1, 5) OBP: 0.312, SLG: 0.397		F SI 92 X SI 94 0-1 27 G6-4-3 1-2 1B		F SL 90 X SI 93 0-1 1-2 2-H 1B	C SI 94 C CU 83 F SL 91 X CU 84 0-2 19 1B 27 BB 25 G3-1 1B			C SI 88 B SI 94 F SI 92 B SL 85 B SL 83 F FF 93 B SI 88 4-2 BB		3	1	3	1	1	0	0
27 Chris Parmelee, L (1, 3) OBP: 0.314, SLG: 0.360		C SI 94 B SI 92 B CH 85 X SI 93 2-1 ②③ G6-4-3 1-2f		C SI 92 S SL 89 B SI 93 F CU 83 F CU 84 X SI 94 1-2 ③ G6-3	C SI 93 B SL 91 B SL 91 B SI 93 B SI 92 4-1 25 G3-1 19 1B 1 1B 1-2 BB			B SI 88 F FF 94 F SI 90 F SL 84 B FF 94 F SI 91 C FF 94 2-3 ① K		3	1	0	0	1	1	5
19 Darin Mastroianni, R (1, 7) OBP: 0.239, SLG: 0.226			C SI 92 B SI 94 S SL 92 S SL 92 1-3 ① K		C SI 92 X SI 92 0-1 25 HR 1B	F SL 91 S CU 82 B SL 91 B SI 94 X SI 95 2-2 25 G3-1 1 1B 1-2 2-3 1B			C SI 90 S SL 83 F SL 85 B FF 95 F SL 82 F SI 93 C SL 83 1-3 ② K	4	2	2	0	0	2	1
25 Pedro Florimón, S (1, 6) OBP: 0.284, SLG: 0.334			B SI 94 X SI 93 1-0 ② G4-3		B SI 91 B SI 92 X SI 91 2-0 1-H HR	S FF 92 B CU 76 B FF 92 B FF 91 X FF 93 3-1 ② G3-1 1-2 2-3 3-H			F FF 94 F SI 94 F FF 95 C SL 85 0-3 ③ K	4	1	1	3	0	1	3
Inning Stats	R: 0 E: 0 K: 0 S: 6 H: 0 LOB: 0 BB: 0 P: 10	R: 0 E: 0 K: 1 S: 11 H: 2 LOB: 1 BB: 0 P: 16	R: 0 E: 0 K: 2 S: 7 H: 0 LOB: 0 BB: 0 P: 10	R: 1 E: 0 K: 1 S: 15 H: 2 LOB: 2 BB: 0 P: 24	R: 2 E: 0 K: 1 S: 11 H: 4 LOB: 1 BB: 0 P: 16	R: 3 E: 0 K: 1 S: 16 H: 3 LOB: 1 BB: 1 P: 27	R: 0 E: 0 K: 1 S: 10 H: 0 LOB: 0 BB: 0 P: 12	R: 0 E: 0 K: 3 S: 18 H: 0 LOB: 1 BB: 1 P: 25	R: 0 E: 0 K: 0 S: 9 H: 0 LOB: 0 BB: 0 P: 14	1B: 10 2B: 0 3B: 0 HR: 1		SF: 0 SAC: 0 DP: 2 HBP: 1		WP: 0 PB: 0 SB: 0 CS: 0	PA: 39	

BOTTOM

Cleveland Indians @ Minnesota Twins

Target Field, Minneapolis, MN

Fri Sep 27 2013, 7:15 PM - 10:45 PM CDT

Att. 24,074 - Overcast - 82 F

livebaseballscorecards.com

AB	36
R	6
H	11
RBI	6
BB	2
SO	10
LOB	13

PITCHER		IP	WLS	BF	H	R	ER	SO	BB	IBB	HBP	BLK	WP	HR	S	P	ERA	WHIP
28 Corey Kluber, R ERA: 3.85	(1, 1)	5.1	W	26	10	6	6	5	1	0	1	0	0	1	59	91	10.12	2.062
53 Rich Hill, L ERA: 6.28	(6, 1)	0.1		2	1	0	0	0	0	0	0	0	0	0	4	7	0.00	3.000
20 C.C. Lee, R ERA: 4.15	(6, 1)	0.1	H	1	0	0	0	1	0	0	0	0	0	0	3	5	0.00	0.000
35 Marc Rzepczynski, L ERA: 3.41	(7, 1)	1.0	H	3	0	0	0	1	0	0	0	0	0	0	10	12	0.00	0.000
63 Justin Masterson, R ERA: 3.48	(8, 1)	1.0		4	0	0	0	3	1	0	0	0	0	0	18	25	0.00	1.000

PITCHER		IP	WLS	BF	H	R	ER	SO	BB	IBB	HBP	BLK	WP	HR	S	P	ERA	WHIP
32 Matt Albers, R ERA: 3.14	(9, 1)	1.0		3	0	0	0	0	0	0	0	0	0	0	9	14	0.00	0.000

Batter	1	2	3	4	5	6	7	8	9	AB	R	H	RBI	BB	SO	LOB
24 Michael Bourn, L (1, 8) OBP: 0.315, SLG: 0.360	B FF 89 B FF 89 C FF 89 F FF 89 X FF 89 2-2 ① G3			C FF 88 B CU 70 F FF 88 C FF 89 1-3 ① K	B FF 88 X FF 88 1-0 22 1B 1-H 2-H 3B		C FF 91 B FF 92 S FF 92 F SI 93 B FF 94 X SI 93 2-2 1B			4	1	2	2	0	1	0
33 Nick Swisher, S (1, 9) OBP: 0.340, SLG: 0.415 (8, 3)	B FF 89 C FF 89 C SL 81 B SI 89 S SL 82 2-3 ② K			C SL 80 F FF 88 F FF 90 C CU 72 0-3 ② K	B SL 79 B FF 88 C FF 88 S CH 82 D CH 83 B SL 80 4-2 22 1B BB		B SI 91 C SI 91 C SI 93 X FF 93 1-2 ② P5			3	0	0	0	1	2	1
22 Jason Kipnis, L (1, 4) OBP: 0.364, SLG: 0.452	C FF 89 B FF 88 C FF 88 X CU 72 1-2 ③ G3			B FF 89 C SL 80 B CU 71 C FF 89 B FF 89 X FF 89 3-2 41 HR 1B	F FF 88 F FF 88 D CU 72 X SL 80 1-2 1-3 3-H 1B		B FF 89 B SL 77 F FF 90 1 SAFE B SI 87 X FF 90 3-1 ③ F8			4	1	2	1	0	0	1
41 Carlos Santana, S (1, 3) OBP: 0.378, SLG: 0.455 7 Matt Carson, R (8, 9) OBP: 0.692, SLG: 0.909		C FF 89 F FF 88 B FF 89 F SL 82 B FF 90 S SL 81 2-3 ① K		C FF 88 B CH 82 1 SAFE X FF 88 1-1 1-H HR	1 SAFE S CH 81 X FF 88 0-1 ③ P5			B SI 89 C CH 79 S FF 91 B FF 91 B SL 79 X FF 92 3-2 ① P4		4 0	1 0	1 0	2 0	0 0	1 0	2 0
23 Michael Brantley, L (1, 7) OBP: 0.334, SLG: 0.399		F FF 89 B FF 89 C SL 80 B FF 89 T SL 80 2-2 ② K		B SL 79 F FF 89 X FF 89 1-1 ③ F8		X SI 92 0-0 ① F7		B SI 88 B FF 91 C SI 88 C SL 77 X FF 91 2-2 ② G3-1		4	0	0	0	0	1	0
13 Asdrúbal Cabrera, S (1, 6) OBP: 0.298, SLG: 0.402		C FF 89 F FF 89 B SL 82 F FF 90 B FF 90 B SL 81 S FF 90 3-3 ③ K			B FF 88 B FF 88 C FF 88 X SL 80 2-1 ① G4-3	C SI 94 C SI 94 F FF 88 B SI 94 S FF 94 1-3 ② K		S FF 89 F FF 91 B SI 93 F FF 92 B SL 79 X SI 92 2-2 ③ F8		4	0	0	0	0	2	0
25 Jason Giambi, L (1, 10) OBP: 0.282, SLG: 0.371 8 Lonnie Chisenhall, L (6, PH) OBP: 0.270, SLG: 0.398 (6, 10) 9 Ryan Raburn, R (9, PH) OBP: 0.359, SLG: 0.548 (9, 10)			B FF 88 F FF 89 S SL 80 B CU 71 F FF 89 S FF 89 2-3 ① K		B SI 87 S CH 81 B CH 83 B FF 89 C FF 88 X SL 80 3-2 ② F8	F SL 82 B SI 94 F FF 93 F FF 94 B SI 94 F SI 94 B CH 87 F FF 93 F FF 94 4-2 F SL 85 F FF 93 B SI 94 10 FC6-4 BB			B SI 94 F SI 92 S FF 94 F FF 94 S FF 95 1-3 ① K	2 0 1	0 0 0	0 0 0	0 0 0	0 1 0	1 0 1	0 0 0
10 Yan Gomes, R (1, 2) OBP: 0.346, SLG: 0.483			B CU 71 X FF 89 1-0 ② P2		F SL 81 F FF 88 X SL 79 0-2 4 1B 24 3B 1B	X FF 92 0-0 ③ FC6-4 1-2f			B FF 95 B SI 95 X SI 94 2-0 ② L6	4	1	1	0	0	0	1
4 Mike Aviles, R (1, 5) OBP: 0.285, SLG: 0.373			F FF 88 X FF 89 0-1 ③ P4		B FF 88 X FF 87 1-0 24 3B 1-2 1B		X SL 82 0-0 ① G5-3		B FF 95 F SI 93 X SI 94 1-1 ③ F8	4	1	1	0	0	0	0

Cleveland Indians @ Minnesota Twins

Target Field, Minneapolis, MN

Sat Sep 28 2013, 2:33 PM - 5:25 PM CDT

Att. 30,452 - Rain - 55 F

TOP

livebaseballscorecards.com

AB	34
R	5
H	7
RBI	5
BB	2
SO	9
LOB	5

Inning Stats	1	2	3	4	5	6	7	8	9
	R: 0 E: 0 K: 1 S: 9	H: 0 LOB: 0 BB: 0 P: 14	R: 0 E: 0 K: 3 S: 11	H: 0 LOB: 0 BB: 0 P: 18	R: 0 E: 0 K: 1 S: 7	H: 0 LOB: 0 BB: 0 P: 10	R: 2 E: 0 K: 2 S: 14	H: 2 LOB: 0 BB: 0 P: 20	R: 3 E: 0 K: 0 S: 17	H: 4 LOB: 2 BB: 1 P: 29	R: 0 E: 0 K: 1 S: 14	H: 0 LOB: 1 BB: 1 P: 19	R: 0 E: 0 K: 0 S: 10	H: 1 LOB: 1 BB: 0 P: 16	R: 0 E: 0 K: 0 S: 10	H: 0 LOB: 0 BB: 0 P: 17	R: 0 E: 0 K: 1 S: 7	H: 0 LOB: 0 BB: 0 P: 11

1B: 5	SF: 0
2B: 0	SAC: 0
3B: 1	DP: 0
HR: 1	HBP: 0

WP: 0	PA: 36
PB: 0	
SB: 0	
CS: 0	

PITCHER		IP	WLS	BF	H	R	ER	SO	BB	IBB	HBP	BLK	WP	HR	S	P	ERA	WHIP
38 Cole De Vries, R ERA: 10.8	(1, 1)	5.0	L	22	6	5	5	7	1	0	0	0	0	1	58	91	9.00	1.400
51 Anthony Swarzak, R ERA: 2.91	(6, 1)	1.2		7	1	0	0	1	1	0	0	0	0	0	22	30	0.00	1.200
56 Caleb Thielbar, L ERA: 1.76	(7, 1)	1.1		4	0	0	0	0	0	0	0	0	0	0	12	22	0.00	0.000
15 Glen Perkins, L ERA: 2.3	(9, 1)	1.0		3	0	0	0	1	0	0	0	0	0	0	7	11	0.00	0.000

PITCHER		IP	WLS	BF	H	R	ER	SO	BB	IBB	HBP	BLK	WP	HR	S	P	ERA	WHIP

Cleveland Indians @ Minnesota Twins

Target Field, Minneapolis, MN

Sat Sep 28 2013, 2:33 PM - 5:25 PM CDT

Att. 30,452 - Rain - 55 F

livebaseballscorecards.com

Batter	1	2	3	4	5	6	7	8	9	AB	R	H	RBI	BB	SO	LOB
1 Alex Presley, L (1, 8) OBP: 0.309, SLG: 0.374	C SI 89 B SL 80 B SI 91 X SI 91 2-1 ① P6		B SI 93 1 SAFE B SI 93 X SI 92 2-0 1-2 1B		B SI 91 C SI 91 F SL 81 B SL 84 X SL 83 2-2 ① P6		B SI 91 X SI 91 1-0 ②③ G6-3 1-2f			4	0	1	0	0	0	1
2 Brian Dozier, R (1, 4) OBP: 0.311, SLG: 0.414	B SI 90 C SL 84 C SI 91 C SI 91 1-3 ② K		B CH 78 B SI 92 C SI 92 D SL 89 X SI 93 3-1 ② F5		B SL 87 B SI 91 C SI 92 B SI 91 B SL 88 4-1 16 2-5 24 1B BB			B FF 96 F FF 96 S FF 95 X FF 95 1-2 ① F9		3	0	0	0	1	1	2
24 Trevor Plouffe, R (1, 5) OBP: 0.311, SLG: 0.395	C SI 90 F SI 91 C SI 91 0-3 ③ K		X SL 89 0-0 ③ F8		C SI 93 X SL 88 0-1 1-2 1B			B KC 83 C FF 95 C KC 85 B KC 86 F FF 95 S KC 86 2-3 ② K		4	0	1	0	0	2	2
9 Ryan Doumit, S (1, 10) OBP: 0.316, SLG: 0.399		F SI 90 B SI 90 F SL 86 B CH 76 F CH 76 S SL 88 2-3 ① K		C SI 90 X CH 79 0-1 16 1B 54 1B 1B	C SI 94 B SI 94 F SI 94 S CU 77 1-3 ② K			X FF 96 0-0 ③ P5		4	1	1	0	0	2	2
16 Josh Willingham, R (1, 7) OBP: 0.342, SLG: 0.368		C SI 90 B SI 91 B SL 87 F SI 94 X SL 88 2-2 ② F7		X SI 90 0-0 54 1B 1-2 1B	F SI 93 F SI 94 B CH 78 D CH 81 2-2 ③ 2-5 2-3	C CH 79 S CH 80 B SI 92 B CH 79 B SL 83 S SI 92 3-3 ① K			C SI 88 S SI 88 C SL 80 0-3 ① K	4	0	1	0	0	2	0
55 Chris Colabello, R (1, 3) OBP: 0.289, SLG: 0.346		X SI 91 0-0 1B		C SI 92 B SI 93 F SI 94 S CH 78 1-3 ① K		B CU 71 F SL 84 F SI 91 C SL 81 1-3 ② K			C SI 88 C SL 82 X SI 88 0-2 ② G1-3	4	0	1	0	0	2	2
19 Darin Mastroianni, R (1, 9) OBP: 0.229, SLG: 0.215 27 Chris Parmelee, L (9, PH) OBP: 0.313, SLG: 0.359		C SI 90 S CH 77 S SI 94 0-3 ③ K		S SI 94 B SI 94 B CH 77 B SI 95 S SI 94 S SI 94 3-3 ② K		C SI 89 B SI 90 B SI 91 C SL 80 B SI 92 S SI 92 3-3 ③ K			B SI 89 X SI 89 1-0 ③ F8	3 1	0 0	0 0	0 0	0 0	3 0	3 0
54 Eric Fryer, R (1, 2) OBP: 0.538, SLG: 0.800			B SI 89 B SI 90 F SI 91 B SI 92 B SI 92 4-1 1 1B BB	B SL 88 C SI 93 X SI 94 1-1 1-2 2-H 1B			C SI 89 B SI 90 S CH 84 B SL 84 B CH 85 B SI 91 4-2 1 G6-3 BB			1	0	1	1	2	0	0
25 Pedro Florimón, S (1, 6) OBP: 0.282, SLG: 0.332			F SI 92 B SI 92 C SL 88 F SI 93 S SL 84 1-3 ① K	B SI 94 C SI 94 S SL 90 F SI 96 F SI 94 F SL 85 X SL 83 1-2 ③ F7			B SI 90 B SI 91 X SI 91 2-0 ① L6			3	0	0	0	0	1	4
Inning Stats	R: 0 E: 0 K: 2 S: 8 H: 0 LOB: 0 BB: 0 P: 11	R: 0 E: 0 K: 2 S: 11 H: 1 LOB: 1 BB: 0 P: 15	R: 0 E: 0 K: 1 S: 9 H: 1 LOB: 2 BB: 1 P: 19	R: 1 E: 0 K: 2 S: 17 H: 3 LOB: 2 BB: 0 P: 23	R: 0 E: 0 K: 1 S: 11 H: 1 LOB: 2 BB: 1 P: 20	R: 0 E: 0 K: 3 S: 9 H: 0 LOB: 0 BB: 0 P: 16	R: 0 E: 0 K: 0 S: 4 H: 0 LOB: 0 BB: 1 P: 11	R: 0 E: 0 K: 1 S: 8 H: 0 LOB: 0 BB: 0 P: 11	R: 0 E: 0 K: 1 S: 7 H: 0 LOB: 0 BB: 0 P: 8	1B: 6 2B: 0 3B: 0 HR: 0	SF: 0 SAC: 0 DP: 1 HBP: 0					

BOTTOM

AB	31
R	1
H	6
RBI	1
BB	3
SO	13
LOB	16

WP: 0 PB: 0 SB: 0 CS: 0 PA: 34

PITCHER		IP	WLS	BF	H	R	ER	SO	BB	IBB	HBP	BLK	WP	HR	S	P	ERA	WHIP
26 Scott Kazmir, L ERA: 4.04	(1, 1)	6.0	W	26	6	1	1	11	2	0	0	0	0	0	65	104	1.50	1.333
35 Marc Rzepczynski, L ERA: 3.3	(7, 1)	1.0		3	0	0	0	0	1	0	0	0	0	0	4	11	0.00	1.000
37 Cody Allen, R ERA: 2.43	(8, 1)	1.0		3	0	0	0	1	0	0	0	0	0	0	8	11	0.00	0.000
38 Joe Smith, R ERA: 2.29	(9, 1)	1.0		3	0	0	0	1	0	0	0	0	0	0	7	8	0.00	0.000

PITCHER	IP	WLS	BF	H	R	ER	SO	BB	IBB	HBP	BLK	WP	HR	S	P	ERA	WHIP

Batter	1	2	3	4	5	6	7	8	9	AB	R	H	RBI	BB	SO	LOB
24 Michael Bourn, L (1, 8) OBP: 0.316, SLG: 0.360	C FF 88 X FF 89 0-1 33 HR 1B	B CU 81 C CU 82 B FF 89 F FF 89 X CU 83 2-2 ③ G4-3			C FF 89 L FF 89 X CU 84 0-2 ① P6	S CU 82 X FF 90 0-1 ③ F7			X FF 92 0-0 22 CS 1B	5	1	2	0	0	0	3
11 Drew Stubbs, R (9, 8) OBP: 0.305, SLG: 0.360										0	0	0	0	0	0	0
33 Nick Swisher, S (1, 3) OBP: 0.341, SLG: 0.423	B CH 88 F CH 89 C CH 83 1 SAFE F CH 82 B CU 82 X FF 88 2-2 1-H HR	C FF 88 B FF 88 X CU 82 1-1 22 G3 2B			B FF 90 B FF 89 S CH 83 D CU 82 X CH 84 3-2 ② G6-3	B SI 93 X SI 93 1-0 ① G4-3			C CH 86 F SI 93 X SL 86 0-2 ① F8	5	1	2	2	0	0	1
22 Jason Kipnis, L (1, 4) OBP: 0.366, SLG: 0.452	B FF 90 C CU 82 F FF 89 X CU 84 1-2 41 G5-3 1B	X FF 89 0-0 ① G3 2-3			C CU 82 B CH 82 S CH 82 B FF 89 B CU 82 S CU 83 3-3 ③ K	B SI 94 C SI 93 B SI 93 B SI 92 B SI 93 4-1 41 S 41 2B BB			1 SAFE B SI 93 C CU 74 S CU 74 B SL 84 F SI 93 X SI 92 2-2 ② 41 WP 1-2 1B	4	1	2	0	1	1	1
41 Carlos Santana, S (1, 10) OBP: 0.377, SLG: 0.455	S CH 83 X FF 89 0-1 ① G5-3 1-2	B CU 83 X CH 82 1-0 ② G5-3				B FF 89 C CH 81 C FF 89 B CU 82 B CH 81 X FF 89 3-2 E6 9 1B 13 SH	1 SAFE 1 SAFE B CH 85 C SI 94 B CH 87 F SI 93 X SI 95 2-2 1-H 2B		1 SAFE B CH 85 B CH 86 B SI 94 X SI 93 3-0 ③ G6-3 1-2	5	1	1	1	0	0	3
9 Ryan Raburn, R (1, 9) OBP: 0.357, SLG: 0.543	B FF 89 C FF 88 B CH 82 B CH 83 F FF 88 S CU 84 3-3 ② K	C CU 82 B FF 90 B CH 83 B CH 83 X CU 83 3-1 ③ G5-3				F CU 81 C CH 82 B FF 90 B FF 89 F CH 83 B FF 90 X FF 89 3-2 13 SH 10 SF7 1-2 1B	C SI 94 F SL 82 X SL 82 0-2 ② G5-3			4	1	1	0	0	1	3
7 Matt Carson, R (7, 9) OBP: 0.692, SLG: 0.909										0	0	0	0	0	0	0
13 Asdrúbal Cabrera, S (1, 6) OBP: 0.299, SLG: 0.402	X CH 83 0-0 ③ L7			F FF 89 B FF 89 X FF 89 1-1 1B		L FF 89 X FF 89 0-1 SH 4 E 1-3 2-H	B SI 94 C SL 82 X CH 87 1-1 ③ G4-3			3	0	1	0	0	0	2
23 Michael Brantley, L (1, 7) OBP: 0.332, SLG: 0.396		C FF 88 S CU 82 X CH 88 0-2 ① G4-3		B CU 82 B CU 83 1 SAFE X FF 89 2-0 ① L8		C FF 89 S CH 82 F FF 89 S CU 84 0-3 ① K		C SL 88 C FF 93 B CU 79 B FF 93 C FF 93 2-3 ① K		4	0	0	0	0	2	3
10 Yan Gomes, R (1, 2) OBP: 0.345, SLG: 0.481		C FF 89 X CH 83 0-1 1B		X FF 89 0-0 ② F9		1 SAFE B CH 82 X FF 89 1-0 ② SF7 3-H		B CU 78 B CU 78 S FF 93 S FF 93 S FF 94 2-3 ② K		3	0	1	1	0	1	1
4 Mike Aviles, R (1, 5) OBP: 0.282, SLG: 0.368		X FF 89 0-0 ② P3		B FF 89 1 SAFE F FF 89 X FF 89 1-1 ③ L6		F FF 90 X FF 89 0-1 E5 1-2		C FF 93 C SL 85 B SL 87 B FF 93 X FF 94 2-2 ③ F7		4	0	0	0	0	0	3
Inning Stats	R: 2 E: 0 K: 1 S: 15 H: 3 LOB: 1 BB: 0 P: 21	R: 0 E: 0 K: 0 S: 9 H: 1 LOB: 1 BB: 0 P: 11	R: 0 E: 0 K: 0 S: 6 H: 1 LOB: 1 BB: 0 P: 11	R: 0 E: 0 K: 0 S: 6 H: 1 LOB: 1 BB: 0 P: 10	R: 0 E: 0 K: 1 S: 9 H: 0 LOB: 0 BB: 0 P: 15	R: 2 E: 3 K: 1 S: 18 H: 1 LOB: 2 BB: 0 P: 25	R: 1 E: 0 K: 0 S: 10 H: 1 LOB: 1 BB: 1 P: 18	R: 0 E: 0 K: 2 S: 9 H: 0 LOB: 0 BB: 0 P: 15	R: 0 E: 0 K: 0 S: 9 H: 2 LOB: 1 BB: 0 P: 14	1B: 7 2B: 2 3B: 0 HR: 1 SF: 1 SAC: 1 DP: 0 HBP: 0						

PITCHER	IP	WLS	BF	H	R	ER	SO	BB	IBB	HBP	BLK	WP	HR	S	P	ERA	WHIP
58 Scott Diamond, L (1, 1) ERA: 5.43	6.0	L	28	7	4	2	3	0	0	0	0	0	1	63	93	3.00	1.167
59 Michael Tonkin, R (7, 1) ERA: 0.79	1.0		5	1	1	1	0	1	0	0	0	0	0	10	18	9.00	2.000
50 Casey Fien, R (8, 1) ERA: 3.92	1.0		3	0	0	0	2	0	0	0	0	0	0	9	15	0.00	0.000
52 Brian Duensing, L (9, 1) ERA: 3.98	1.0		4	2	0	0	0	0	0	0	0	1	0	9	14	0.00	2.000

PITCHER	IP	WLS	BF	H	R	ER	SO	BB	IBB	HBP	BLK	WP	HR	S	P	ERA	WHIP

TOP

Cleveland Indians @ Minnesota Twins

Target Field, Minneapolis, MN

Sun Sep 29 2013, 1:14 PM - 4:03 PM CDT

Att. 30,935 - Sunny - 68 F

livebaseballscorecards.com

AB	37
R	5
H	10
RBI	4
BB	1
SO	5
LOB	20

WP: 1 PA: 40
PB: 0
SB: 1
CS: 1

Cleveland Indians @ Minnesota Twins

Target Field, Minneapolis, MN

Sun Sep 29 2013, 1:14 PM - 4:03 PM CDT

Att. 30,935 - Sunny - 68 F

livebaseballscorecards.com

BOTTOM

Batter	1	2	3	4	5	6	7	8	9	AB	R	H	RBI	BB	SO	LOB
1 Alex Presley, L (1, 8) OBP: 0.313, SLG: 0.373	C FF 89 F FF 91 X FS 84 0-2 2 S 1B		C SI 93 F SL 84 B FF 93 B SL 86 S FS 85 2-3 ③ K2-3			C SI 90 B SL 86 F SL 84 B CU 75 F FC 91 B SL 83 F FF 92 B SI 91 4-2 2 1B BB		B SI 89 B SL 82 X SI 90 1-1 ① L7		3	0	1	0	1	1	0
2 Brian Dozier, R (1, 4) OBP: 0.312, SLG: 0.414	1 SAFE B FF 91 B SL 82 F FF 92 2 SAFE C SL 83 C FF 94 2-3 ① K 1-2			C SI 91 B SI 93 B FS 84 X SI 93 2-1 ① G6-3		X FF 92 0-0 1-2 1B		C FF 94 B SI 94 F FF 96 H SL 84 2-2 HBP		3	0	1	0	0	1	1
24 Trevor Plouffe, R (1, 5) OBP: 0.309, SLG: 0.392	B FF 94 X SL 85 1-0 ② G6-3			C FF 93 F SL 85 S FF 93 0-3 ② K		F SL 85 F FF 91 B SL 84 F FC 92 D FS 83 F FC 94 F FF 92 B CU 76 C SL 81 3-3 ③ K		B SI 87 X FF 92 1-0 ② F9		4	0	0	0	0	2	4
9 Ryan Doumit, S (1, 10) OBP: 0.314, SLG: 0.396	D SL 85 C SL 86 X FF 93 1-1 ③ P3			B SL 82 S SL 84 B FF 93 X SL 84 2-1 ③ F9			C SI 89 B SL 87 F SI 91 C FF 92 1-3 ① K	S SI 90 B FF 94 S SI 91 C SL 85 1-3 ③ K		4	0	0	0	0	2	2
27 Chris Parmelee, L (1, 3) OBP: 0.309, SLG: 0.354		C SI 92 B FC 90 F SL 85 B FF 94 C SI 93 2-3 ① K			C SI 92 B FS 83 S FF 92 B FF 93 S SL 84 2-3 ① K		B SI 89 S FS 82 S SL 84 S FF 92 1-3 ② K		B SI 89 C FF 93 C SI 88 B SL 84 B SI 92 C CH 84 3-3 ① K	4	0	0	0	0	4	0
12 Chris Herrmann, L (1, 9) OBP: 0.286, SLG: 0.325		B SL 85 C SL 86 F FF 95 B SI 94 S FS 83 2-3 ② K			C FS 82 C FF 92 S FF 93 0-3 ② K		B SL 81 F SI 91 C FS 82 B SI 91 X FF 92 2-2 11 1B 54 1B 1B		C SI 91 F SI 91 B SI 94 B SL 84 X SI 92 2-2 ② G3-1	4	1	1	0	0	2	0
11 Clete Thomas, L (1, 7) OBP: 0.290, SLG: 0.307		B SL 85 S SI 92 B FS 83 F SI 94 X SL 85 2-2 ③ F8			B SI 90 S SL 84 B SI 92 C FF 92 S FS 85 2-3 ③ K2-3		X SI 90 0-0 54 1B 1-2 1B		B SI 88 X SI 89 1-0 ③ G4-1	4	0	1	0	0	1	0
54 Eric Fryer, R (1, 2) OBP: 0.500, SLG: 0.692			C FF 92 X SI 92 0-1 ① G6-3			C SI 90 C SL 80 B CU 78 B FF 92 C SL 79 2-3 ① K	X SL 86 0-0 1-2 2-H 1B			3	0	1	1	0	1	0
25 Pedro Florimón, S (1, 6) OBP: 0.281, SLG: 0.330 55 Chris Colabello, R (7, PH) OBP: 0.287, SLG: 0.344 17 Doug Bernier, R (8, 6) OBP: 0.339, SLG: 0.283			F FC 88 C FF 93 X SI 93 0-2 ② G6-3			C SL 81 C SL 82 F FS 82 B FF 92 B SI 91 S SL 85 2-3 ② K	F SI 91 B SL 81 F SI 91 S SL 85 1-3 ③ K			2 1 0	0 0 0	0 0 0	0 0 0	0 1 0	1 2 0	0 2 0

Inning Stats	1	2	3	4	5	6	7	8	9
	R: 0 E: 0 K: 1 S: 9 H: 1 LOB: 1 BB: 0 P: 13	R: 0 E: 0 K: 2 S: 9 H: 0 LOB: 0 BB: 0 P: 15	R: 0 E: 0 K: 1 S: 8 H: 0 LOB: 0 BB: 0 P: 10	R: 0 E: 0 K: 1 S: 7 H: 0 LOB: 0 BB: 0 P: 11	R: 0 E: 0 K: 3 S: 9 H: 0 LOB: 0 BB: 0 P: 13	R: 0 E: 0 K: 3 S: 18 H: 1 LOB: 2 BB: 1 P: 29	R: 1 E: 0 K: 3 S: 14 H: 3 LOB: 2 BB: 0 P: 19	R: 0 E: 0 K: 1 S: 8 H: 0 LOB: 1 BB: 0 P: 13	R: 0 E: 0 K: 1 S: 7 H: 0 LOB: 0 BB: 0 P: 13

	AB	32
	R	1
	H	5
	RBI	1
	BB	1
	SO	16
	LOB	9

1B: 5 SF: 0 WP: 0 PA: 34
2B: 0 SAC: 0 PB: 0
3B: 0 DP: 0 SB: 1
HR: 0 HBP: 1 CS: 0

PITCHER		IP	WLS	BF	H	R	ER	SO	BB	IBB	HBP	BLK	WP	HR	S	P	ERA	WHIP
30 Ubaldo Jiménez, R ERA: 3.3	(1, 1)	6.2	W	26	5	1	1	13	1	0	0	0	0	0	71	106	1.35	0.900
35 Marc Rzepczynski, L ERA: 3.23	(7, 1)	0.2	H	2	0	0	0	1	0	0	0	0	0	0	5	7	0.00	0.000
63 Justin Masterson, R ERA: 3.45	(8, 1)	1.2		6	0	0	0	2	0	0	1	0	0	0	13	23	0.00	0.000

PITCHER	IP	WLS	BF	H	R	ER	SO	BB	IBB	HBP	BLK	WP	HR	S	P	ERA	WHIP

Tampa Bay Rays @ Cleveland Indians

Progressive Field, Cleveland, OH

Wed Oct 02 2013, 8:08 PM - 11:48 PM EDT

Att. 43,579 - Clear - 69 F

livebaseballscorecards.com

Batter	1	2	3	4	5	6	7	8	9	AB	R	H	RBI	BB	SO	LOB
7 David DeJesus, L (1, 7)	C FF 94 X FF 97 0-1 ① L8		C CH 86 S CH 86 B FF 99 F SL 87 F CH 86 B FF 100 B CH 88 F FF 98 X FF 98 3-2 ③ F9		1 SAFE F SI 92 M SL 83 D SL 87 B SI 93 B SI 94 F SI 93 S SL 85 3-3 ① K			F SI 88 C SI 92 H SL 85 1-2 21 G5-4-3 9 1B HBP	B FF 92 F FF 92 C SL 82 B FF 91 X FF 91 2-2 ③ F9	4	0	0	0	0	1	3
9 Wil Myers, R (1, 9) OBP: 0.250, SLG: 0.250 41 Kevin Kiermaier, L (8, 8)	B FF 95 B FF 96 C FF 95 C FF 98 S FF 98 2-3 ② K			C SL 84 B SL 87 C SI 95 F FF 97 B SL 89 F FF 98 C SI 96 2-3 ① K	F SL 80 B FC 92 C SL 81 S FC 94 1-3 ② K			B FF 94 C SI 87 F SI 91 1 SAFE B SL 84 X FF 93 2-2 21 G5-4-3 1-2 1B		4 0	0 0	1 0	0 0	0 0	3 0	1 0
21 James Loney, L (1, 3) OBP: 0.250, SLG: 0.250	C FF 98 C SL 86 S FF 100 0-3 ③ K			B CH 83 B FF 96 X FF 97 2-0 18 F9 3 1B 8 2B 1B	S FC 94 C SL 83 B FC 96 1-2 ③ CS 1-2	X SL 80 0-0 ① F7		C SI 92 F FF 93 X FF 94 0-2 ① ② G5-4-3 1-2f 2-3		4	1	1	0	0	1	2
3 Evan Longoria, R (1, 5) OBP: 0.250, SLG: 0.250		F FF 95 S FF 98 B FF 98 B CH 88 S CH 87 2-3 ① K2-3		B FF 97 B FF 97 X FF 96 2-0 8 2B 1-2 1B		C FC 94 C FC 94 B SL 83 S SL 83 1-3 ② K		C SL 82 B SI 93 B SI 91 B SL 80 X SI 88 3-1 ③ L5		4	1	1	0	0	2	1
18 Ben Zobrist, S (1, 4) OBP: 0.250, SLG: 0.250		F FF 98 F SL 88 X FF 100 0-2 ② P5		D CH 84 X FF 96 1-0 ② F9 2-3		B FC 95 B FC 95 F FC 93 C SL 82 B SL 82 X FC 94 3-2 ③ L3			B FF 96 B FF 97 X FF 97 2-0 15 E 15 FC5 11 1B 1B	4	1	1	0	0	0	2
8 Desmond Jennings, R (1, 8) OBP: 0.667, SLG: 1.000 5 Sam Fuld, L (7, PR) (7, 8) (8, 9)		S SL 88 X FF 98 0-1 ③ P5		B CH 85 X FF 97 1-0 1-H 3-H 2B			C FC 93 B SL 80 B FC 93 X FC 93 2-1 11 G1-3 1B		C KC 86 S KC 86 1 SAFE F KC 87 B FF 96 B FF 97 S KC 87 2-3 ① K	3 1	0 0	2 0	2 0	0 0	0 1	0 1
15 Delmon Young, R (1, 10) OBP: 0.500, SLG: 1.333			X FF 95 0-0 HR	I IN 71 I IN 72 I IN 74 I IN 75 4-0 IBB			F FF 93 S SL 83 S SL 83 0-3 ① K		B FF 90 F SI 90 1 SAFE S SL 83 X FF 90 1-2 FC5 11 1B 1-3	3	1	1	1	1	1	2
11 Yunel Escobar, R (1, 6) OBP: 0.250, SLG: 0.250			B FF 96 C FF 96 S SL 88 B FF 99 X CH 86 2-2 ① F8	X SL 85 0-0 ③ G6-3			1 SAFE X SI 91 0-0 ② G1-3 1-2		X SL 83 0-0 1-2 3-H 1B	4	0	1	1	0	0	3
28 José Molina, R (1, 2)			C SL 86 X FF 96 0-1 ② G4-3		F CH 87 F FF 92 B SI 93 B SL 88 F CH 84 F FF 97 B FF 97 D CH 86 4-2 21 CS BB		S SI 86 S SL 85 B SL 85 S FF 93 1-3 ③ K		C SI 89 C SL 82 B FF 90 B SL 83 S SL 81 2-3 ② K	3	0	0	0	1	2	4

	AB	34
	R	4
	H	8
	RBI	4
	BB	2
	SO	11
	LOB	19

Inning Stats																						
	R: 0	H: 0	R: 0	H: 0	R: 1	H: 1	R: 2	H: 3	R: 0	H: 0	R: 0	H: 0	R: 0	H: 1	R: 0	H: 1	R: 1	H: 2	1B: 6	SF: 0	WP: 0	PA: 38
	E: 0	LOB: 0	E: 0	LOB: 0	E: 0	LOB: 0	E: 0	LOB: 2	E: 0	LOB: 0	E: 0	LOB: 0	E: 0	LOB: 1	E: 0	LOB: 1	E: 1	LOB: 2	2B: 1	SAC: 0	PB: 0	
	K: 2	BB: 0	K: 1	BB: 0	K: 0	BB: 0	K: 1	BB: 1	K: 2	BB: 1	K: 1	BB: 0	K: 2	BB: 0	K: 0	BB: 0	K: 2	BB: 0	3B: 0	DP: 1	SB: 0	
	S: 8	P: 10	S: 8	P: 10	S: 12	P: 17	S: 10	P: 22	S: 13	P: 22	S: 7	P: 11	S: 9	P: 12	S: 10	P: 16	S: 15	P: 24	HR: 1	HBP: 1	CS: 1	

PITCHER		IP	WLS	BF	H	R	ER	SO	BB	IBB	HBP	BLK	WP	HR	S	P	ERA	WHIP
31 Danny Salazar, R ERA: 6.75	(1, 1)	4.0	L	18	4	3	3	4	1	1	0	0	0	1	42	67	6.75	1.250
35 Marc Rzepczynski, L ERA:	(5, 1)	0.1		1	0	0	0	1	0	0	0	0	0	0	4	7	0.00	0.000
27 Bryan Shaw, R ERA:	(5, 1)	1.2		5	1	0	0	2	0	0	0	0	0	0	14	22	0.00	0.600
63 Justin Masterson, R ERA:	(7, 1)	2.0		7	1	0	0	2	0	0	1	0	0	0	17	24	0.00	0.500
37 Cody Allen, R ERA:	(9, 1)	0.1		2	1	1	0	1	0	0	0	0	0	0	5	9	0.00	3.000

PITCHER		IP	WLS	BF	H	R	ER	SO	BB	IBB	HBP	BLK	WP	HR	S	P	ERA	WHIP
38 Joe Smith, R ERA:	(9, 1)	0.2		4	1	0	0	1	0	0	0	0	0	0	10	15	0.00	1.500

BOTTOM

Batter	1	2	3	4	5	6	7	8	9	AB	R	H	RBI	BB	SO	LOB
24 Michael Bourn, L (1, 8)	X FF 93 0-0 ① F9		1 SAFE C FF 92 B KC 81 1 SAFE C KC 81 S KC 82 1-3 ② K		C FF 93 S KC 81 B SI 93 S KC 82 1-3 ① K		B KC 81 B KC 79 X FF 92 2-0 ② F8			4	0	0	0	0	2	5
33 Nick Swisher, S (1, 3)	B KC 81 S FF 93 F CH 88 B KC 82 T CH 88 2-2 ② K		1 SAFE C KC 82 B FF 94 B KC 82 X CH 88 2-1 ③ G3		B KC 82 F KC 82 B SI 93 X CH 89 2-1 ② G3 1-2		S CU 81 S FF 86 S FF 93 0-3 ③ K			4	0	0	0	0	2	5
22 Jason Kipnis, L (1, 4)	C FF 94 X KC 81 0-1 ③ G1-3			C SI 93 C FF 93 F CH 88 F KC 81 B SI 93 B CH 89 X CH 88 2-2 ① G4-1	B FF 93 B KC 81 D KC 81 C SI 93 X CH 89 3-1 ③ G1-3			C CU 81 B CU 80 C FS 84 F FF 92 B FF 92 X FS 83 2-2 ① P6		4	0	0	0	0	0	2
41 Carlos Santana, S (1, 10) OBP: 0.500, SLG: 0.750		C KC 80 C KC 82 X CH 89 0-2 ① G5-3		B SI 92 C SI 92 B SI 93 X CH 88 2-1 23 1B 2B		B FF 92 S SI 94 B FF 93 F FF 93 B CH 88 F CH 88 S KC 82 3-3 ① K		C FF 92 B FF 92 C FF 92 X FF 92 1-2 1B		4	0	2	0	0	1	0
23 Michael Brantley, L (1, 7) OBP: 0.250, SLG: 0.250		C FF 94 X CH 89 0-1 ② L8		F FF 93 C KC 82 D KC 83 X CH 88 1-2 9 BB 2-3 1B		C KC 81 B KC 82 B FF 93 X KC 82 2-1 ② G5-3		F FS 83 B FF 91 X FS 80 1-1 ② F7		4	0	1	0	0	0	1
9 Ryan Raburn, R (1, 9) OBP: 0.500, SLG: 0.667		C FF 93 B KC 82 B CH 88 F CH 88 B SI 94 X CH 87 3-2 2B		B FF 93 1 SAFE F FF 93 1 SAFE 1 SAFE B KC 83 1 SAFE B SI 94 B SI 94 4-1 13 G3-6-1 1-2 BB		C FF 93 S FF 94 B FF 93 T CH 90 1-2 ③ K		B FF 98 S FF 97 C FF 98 F FF 99 C FF 99 1-3 ③ K		3	0	1	0	1	2	1
13 Asdrúbal Cabrera, S (1, 6)		C KC 80 F KC 82 B SI 93 X CH 88 1-2 ③ L8		B KC 82 X CH 87 1-0 ② ③ G3-6-1 1-2f			B KC 79 B FF 92 C FF 92 X CH 87 2-1 ① G4-3		C SI 96 B SI 99 F SI 98 B CH 85 B SI 99 S CH 86 3-3 ① K	4	0	0	0	0	1	4
10 Yan Gomes, R (1, 2) OBP: 0.500, SLG: 0.750			C FF 92 F FF 92 B FF 93 B CH 88 B KC 84 X CH 88 3-2 ① L7		B SI 93 X FF 92 1-0 8 1B 2B		F KC 79 B KC 82 X CH 88 1-1 8 1B		B CH 85 B SI 99 C SI 98 X SI 99 2-1 ② L6	4	0	2	0	0	0	0
8 Lonnie Chisenhall, L (1, 5) OBP: 0.750, SLG: 0.750			X KC 81 0-0 1B		B CH 88 C FF 92 X CH 88 1-1 33 G3 2-3 1B		C FF 94 B FF 94 B CH 88 X CH 89 2-1 1-2 1B		C SI 99 C SI 99 F FF 100 S CH 85 0-3 ③ K	4	0	3	0	0	1	0
Inning Stats	R: 0 E: 0 K: 1 S: 6 H: 0 LOB: 0 BB: 0 P: 8	R: 0 E: 0 K: 0 S: 11 H: 1 LOB: 1 BB: 0 P: 15	R: 0 E: 0 K: 1 S: 9 H: 1 LOB: 1 BB: 0 P: 15	R: 0 E: 0 K: 0 S: 12 H: 2 LOB: 2 BB: 1 P: 22	R: 0 E: 0 K: 1 S: 10 H: 2 LOB: 2 BB: 0 P: 18	R: 0 E: 0 K: 2 S: 9 H: 0 LOB: 0 BB: 0 P: 15	R: 0 E: 0 K: 1 S: 10 H: 2 LOB: 2 BB: 0 P: 17	R: 0 E: 0 K: 1 S: 13 H: 1 LOB: 1 BB: 0 P: 18	R: 0 E: 0 K: 2 S: 9 H: 0 LOB: 0 BB: 0 P: 14	1B: 6 2B: 3 3B: 0 HR: 0 SF: 0 SAC: 0 DP: 1 HBP: 0						

PITCHER	IP	WLS	BF	H	R	ER	SO	BB	IBB	HBP	BLK	WP	HR	S	P	ERA	WHIP
53 Alex Cobb, R (1, 1)	6.2	W	28	8	0	0	5	1	0	0	0	0	0	64	107	0.00	1.350
ERA:																	
62 Joel Peralta, R (7, 1)	1.0	H	4	1	0	0	1	0	0	0	0	0	0	12	16	0.00	1.000
ERA:																	
57 Jake McGee, L (8, 1)	0.1	H	1	0	0	0	1	0	0	0	0	0	0	4	5	0.00	0.000
ERA:																	
56 Fernando Rodney, R (9, 1)	1.0		3	0	0	0	2	0	0	0	0	0	0	9	14	0.00	0.000
ERA:																	

PITCHER	IP	WLS	BF	H	R	ER	SO	BB	IBB	HBP	BLK	WP	HR	S	P	ERA	WHIP

Tampa Bay Rays @ Cleveland Indians

Progressive Field, Cleveland, OH

Wed Oct 02 2013, 8:08 PM - 11:48 PM EDT

Att. 43,579 - Clear - 69 F

livebaseballscorecards.com

AB	35
R	0
H	9
RBI	0
BB	1
SO	9
LOB	18