Cleveland Indians - 2014

Cincinnati Reds @ Cleveland Indians

Goodyear Ballpark, Goodyear, AZ

Wed Feb 26 2014, 3:08 PM - 6:00 PM EST

Att. 3,267 - Partly Cloudy - 75 F

TOP

livebaseballscorecards.com

Batter	1	2	3	4	5	6	7	8	9	AB	R	H	RBI	BB	SO	LOB
6 Billy Hamilton, S (1, 8)	BBBB 4-0 4 E BB		x 0-0 ① G5-3 1-2		x 0-0 ① B3	SSS 0-3 ③ K		x 0-0 ② SF9 3-H		2	0	0	0	1	0	1
27 Chris Nelson, R (5, 5)										1	0	0	1	0	1	2
4 Brandon Phillips, R (1, 4)	BBBB 4-0 19 CS 1-3 BB		x 0-0 ② G6-3		x 0-0 ② P3		x 0-0 ① F9	x 0-0 1B		2	0	0	0	1	0	1
50 Neftali Soto, R (5, 3) OBP: 0.500, SLG: 0.500										2	0	1	0	0	0	0
19 Joey Votto, L (1, 3) OBP: 0.333, SLG: 0.333	CCS 0-3 ①② K 1-2		x 0-0 32 BB 48 1B 2-H 1B		SCC 0-3 ③ K		x 0-0 ② L9	x 0-0 ③ G5-3		3	1	1	1	0	2	2
70 Kristopher Negrón, R (5, 4)										2	0	0	0	0	0	1
32 Jay Bruce, L (1, 9)	x 0-0 ③ F7		BBBB 4-0 48 1B 1-2 BB			x 0-0 7 BB 15 1B 68 BB 1B	BBBB 4-0 28 HR BB		x 0-0 ① L7	1	0	0	0	1	0	1
25 Skip Schumaker, L (5, 8) OBP: 0.667, SLG: 0.500										2	2	1	0	1	0	0
48 Ryan Ludwick, R (1, 7) OBP: 0.500, SLG: 0.500		SSS 0-3 ① K	x 0-0 1-2 2-H 1B			x 0-0 ① F8	BBCX 2-1 1-H HR		x 0-0 2B	2	0	1	1	0	1	0
28 Chris Heisey, R (5, 9) OBP: 0.667, SLG: 2.000										3	1	2	2	0	0	1
21 Todd Frazier, R (1, 5)		x 0-0 ② P4	SSS 0-3 ③ K			x 0-0 68 BB 7 BB 23 G4-1 1-2 1B	SSS 0-3 ③ K		BBBB 4-0 BB	2	0	0	0	0	1	2
15 Roger Bernadina, L (5, 10) OBP: 0.667, SLG: 0.500										2	1	1	0	1	1	0
2 Zack Cozart, R (1, 6) OBP: 0.500, SLG: 0.500		x 0-0 1B	SSS 0-3 ① K			BBBB 4-0 23 G4-1 68 BB 1-2 2-3 BB	BBBB 4-0 68 S 23 3B BB	CCC 0-3 ② K		2	0	1	0	0	1	0
7 Ramon Santiago, S (5, 6)										1	1	0	0	2	1	2
39 Devin Mesoraco, R (1, 2)		x 0-0 ③ F7		x 0-0 ② G1-3		BBBB 4-0 23 G4-1 1-2 2-3 3-H BB	SSS 0-3 ① K 1-2	SSS 0-3 ③ K		2	0	0	0	0	0	1
68 Tucker Barnhart, L (5, 2)										2	0	0	1	1	2	3
29 Brayan Peña, S (1, 10) OBP: 0.500, SLG: 0.500			x 0-0 6 G5-3 19 1B 1B	x 0-0 ③ G6-3		x 0-0 ② G4-1 1-2 2-3 3-H		x 0-0 27 SF9 2-H 3B		2	1	1	0	0	0	0
23 Donald Lutz, L (5, 7) OBP: 0.500, SLG: 1.500										2	1	1	2	0	0	2
77 Yorman Rodriguez, R (9, 7)										0	0	0	0	0	0	0

	AB	R	H	RBI	BB	SO	LOB
AB	35						
R	8						
H	10						
RBI	8						
BB	8						
SO	10						
LOB	19						

Inning Stats	1	2	3	4	5	6	7	8	9	1B: 7	SF: 1	WP: 0	PA: 44
R:	0	0	2	0	0	2	2	2	0	2B: 2	SAC: 0	PB: 0	
E:	0	0	0	0	0	0	0	0	0	3B: 1	DP: 1	SB: 1	
K:	1	1	1	1	1	1	1	1	2	HR: 1	HBP: 0	CS: 1	
S:	4	6	8	5	5	7	7	7	8				
H:	0	1	3	0	0	2	1	2	1				
LOB:	1	1	2	0	0	2	0	1	2				
BB:	2	0	1	0	0	2	1	1	1				
P:	12	6	12	5	5	15	13	11	12				

PITCHER		IP	WLS	BF	H	R	ER	SO	BB	IBB	HBP	BLK	WP	HR	S	P	ERA	WHIP
47 Trevor Bauer, R	(1, 1)	1.0		4	0	0	0	1	2	0	0	0	0	0	4	12	0.00	2.000
ERA:																		
54 Aaron Harang, R	(2, 1)	1.0		4	1	0	0	1	0	0	0	0	0	0	6	6	0.00	1.000
ERA:																		
70 TJ House, L	(3, 1)	2.0		10	3	2	2	2	1	0	0	0	0	0	13	17	9.00	2.000
ERA: 9.0																		
50 Nick Hagadone, L	(5, 1)	1.0		3	0	0	0	1	0	0	0	0	0	0	5	5	0.00	0.000
ERA:																		
61 Colt Hynes, L	(6, 1)	0.2	L	6	2	2	2	0	2	0	0	0	0	0	4	12	27.00	6.000
ERA: 27.0																		

PITCHER		IP	WLS	BF	H	R	ER	SO	BB	IBB	HBP	BLK	WP	HR	S	P	ERA	WHIP
20 C.C. Lee, R	(6, 1)	1.0		5	1	2	2	1	1	0	0	0	0	1	7	13	18.00	2.000
ERA: 18.0																		
66 JC Ramírez, R	(7, 1)	1.1		7	2	2	2	2	1	0	0	0	0	0	10	14	13.50	2.250
ERA: 13.5																		
36 Preston Guilmet, R	(9, 1)	1.0		5	1	0	0	2	1	0	0	0	0	0	8	12	0.00	2.000
ERA:																		

Batter	1	2	3	4	5	6	7	8	9	AB	R	H	RBI	BB	SO	LOB
6 Nyjer Morgan, L (1, 8) 72 Tyler Naquin, L (6, 8)	F7			B5-3	P4			F8		3 1	0 0	0 0	0 0	0 0	0 0	1 0
13 Asdrúbal Cabrera, S (1, 6) 78 Erik González, R (5, 6) OBP: 0.500, SLG: 0.500	F8			F9		76 E 76 SF9 1B		F7		2 2	0 1	0 1	0 0	0 0	0 0	0 0
22 Jason Kipnis, L (1, 4) 80 Joey Wendle, L (5, 4)	G1			BB		P5		K2-3		1 2	0 0	0 0	0 0	1 0	0 1	0 1
8 Lonnie Chisenhall, L (1, 5) 76 Ryan Rohlinger, R (5, 5)		9 G5-4-3 BB		P6		SF9 1-H			K	1 1	0 0	0 0	0 1	1 0	0 1	1 0
9 Ryan Raburn, R (1, 7) OBP: 0.500, SLG: 1.000 26 Matt Carson, R (6, 7)	G5-4-3 1-2f				81 1B 2B	G6-3			E5 79 G6-4-3	2 2	1 0	1 0	0 0	0 0	0 0	1 0
10 Yan Gomes, R (1, 2) 81 Tony Wolters, L (4, 2) OBP: 1.000, SLG: 1.000 79 Roberto Pérez, R (7, 2)	G6-3				46 BB 11 BB 1 G6-4-3 2-H 1B		F9		G6-4-3 1-2f	1 1 2	0 1 0	0 1 0	0 1 0	0 0 0	0 0 0	0 0 1
11 Jeff Francoeur, R (1, 9) 75 Carlos Moncrief, L (6, 9)		K		1 G6-4-3 46 BB 1-2 BB			G4-3			1 1	0 0	0 0	0 0	1 0	1 0	0 0
46 David Cooper, L (1, 3) 74 Jesús Aguilar, R (6, 3)		F7			1 G6-4-3 1-2 2-3 BB		BB			1 0	0 0	0 0	0 0	1 1	0 0	0 0
1 David Adams, R (1, 10) 67 Francisco Lindor, S (7, PH) (8, 10)		G1-3			G6-4-3 1-2f 2-3 3-H		K2-3			2 1	0 0	0 0	0 0	0 0	0 1	2 1
Inning Stats	R: 0 E: 0 K: 0 S: 3 H: 0 LOB: 0 BB: 0 P: 3	R: 0 E: 0 K: 0 S: 2 H: 0 LOB: 0 BB: 1 P: 6	R: 0 E: 0 K: 1 S: 5 H: 0 LOB: 0 BB: 0 P: 5	R: 0 E: 0 K: 0 S: 3 H: 0 LOB: 1 BB: 1 P: 7	R: 2 E: 0 K: 0 S: 4 H: 2 LOB: 1 BB: 2 P: 12	R: 1 E: 0 K: 0 S: 4 H: 1 LOB: 0 BB: 0 P: 5	R: 0 E: 0 K: 1 S: 5 H: 0 LOB: 1 BB: 1 P: 9	R: 0 E: 0 K: 1 S: 5 H: 0 LOB: 0 BB: 0 P: 5	R: 0 E: 1 K: 1 S: 5 H: 0 LOB: 0 BB: 0 P: 5	1B: 2 2B: 1 3B: 0 HR: 0 SF: 1 SAC: 0 DP: 3 HBP: 0						

BOTTOM

Cincinnati Reds @ Cleveland Indians

Goodyear Ballpark, Goodyear, AZ

Wed Feb 26 2014, 3:08 PM - 6:00 PM EST

Att. 3,267 - Partly Cloudy - 75 F

livebaseballscorecards.com

AB	27
R	3
H	3
RBI	2
BB	5
SO	4
LOB	8

PITCHER		IP	WLS	BF	H	R	ER	SO	BB	IBB	HBP	BLK	WP	HR	S	P	ERA	WHIP
31 Alfredo Simon, R ERA:	(1, 1)	2.0		6	0	0	0	0	1	0	0	0	0	0	5	9	0.00	0.500
78 Chad Rogers, R ERA:	(3, 1)	2.0		7	0	0	0	1	1	0	0	0	0	0	8	12	0.00	0.500
83 Tim Crabbe, R ERA: 18.0	(5, 1)	1.0	W	6	2	2	2	0	2	0	0	0	0	0	4	12	18.00	4.000
46 Curtis Partch, R ERA:	(6, 1)	1.0	H	4	1	1	0	0	0	0	0	0	0	0	4	5	0.00	1.000
79 Lee Hyde, L ERA:	(7, 1)	1.0	H	4	0	0	0	1	1	0	0	0	0	0	5	9	0.00	1.000

PITCHER		IP	WLS	BF	H	R	ER	SO	BB	IBB	HBP	BLK	WP	HR	S	P	ERA	WHIP
53 Pedro Beato, R ERA:	(8, 1)	1.0		3	0	0	0	1	0	0	0	0	0	0	5	5	0.00	0.000
62 Trevor Bell, R ERA:	(9, 1)	1.0		3	0	0	0	1	0	0	0	0	0	0	5	5	0.00	0.000

Cleveland Indians @ Cincinnati Reds

Goodyear Ballpark, Goodyear, AZ

Thu Feb 27 2014, 3:06 PM - 6:17 PM EST

Att. 2,493 - Sunny - 73 F

TOP

livebaseballscorecards.com

Batter	1	2	3	4	5	6	7	8	9	AB	R	H	RBI	BB	SO	LOB
24 Michael Bourn, L (1, 8)	S S S 0-3 K ①		C C C 0-3 K ①	S S S 0-3 K ③	1 SAFE 0-0 PO ③ 1-2	S S S 0-3 K ①	B C C X 1-2 1-H HR		B B B B 4-0 BB	2	0	0	0	0	2	0
72 Tyler Naquin, L (3, 8) OBP: 0.400, SLG: 1.000										3	1	1	2	1	2	0
4 Mike Aviles, R (1, 6)	X 0-0 23 G3 2B		S S S 0-3 K ②		C C C 0-3 K ①	X 0-0 6 2B 1B	X 0-0 E5 6 1B		X 0-0 F7 ②	2	0	1	0	0	1	0
67 Francisco Lindor, S (3, 6) OBP: 0.200, SLG: 0.200										4	2	1	0	0	1	1
23 Michael Brantley, L (1, 7)	X 0-0 G3 ② 2-3		B B B B 4-0 41 1B BB		B B B B 4-0 1 BB 78 2B BB	X 0-0 78 FC4-6 75 WP 1-H 2B	X 0-0 ③ 2-H 1B		X 0-0 G3 ③	1	0	0	0	1	0	1
6 Nyjer Morgan, L (3, 7) OBP: 0.429, SLG: 0.500										3	2	2	2	1	0	1
41 Carlos Santana, S (1, 5) OBP: 0.500, SLG: 0.500	X 0-0 P5 ③		X 0-0 1-2 1B		B B B B 4-0 78 2B 68 HR 1-2 BB	B B B B 4-0 78 FC4-6 BB		X 0-0 78 BB 1B		2	0	1	0	0	0	1
1 David Adams, R (3, 5) OBP: 0.600, SLG: 0.333										1	1	1	0	2	0	0
25 Jason Giambi, L (1, 10)		B B B B 4-0 74 BB BB	X 0-0 F8 ③		X 0-0 68 HR 1-3 2-H 2B	X 0-0 FC4-6 75 WP ② 1-2f 2-3		B B B B 4-0 1-2 BB		1	0	0	0	1	0	2
78 Erik González, R (5, PH) OBP: 0.600, SLG: 0.750 (5, 10)										2	1	1	1	1	0	2
7 David Murphy, L (1, 9)		X 0-0 F8 ①		X 0-0 G1-3 ①	B B B B 4-0 68 HR BB	B X 1-0 G4-3 ③ 1-2 3-H		S S S 0-3 K ①		2	0	0	0	0	0	1
75 Carlos Moncrief, L (4, 9)										2	1	0	0	1	1	3
74 Jesús Aguilar, R (1, 3)		B B B B 4-0 1-2 BB		B B B B 4-0 30 HR BB	S S S 0-3 K ②		X 0-0 F9 ①	X 0-0 F8 ②		3	1	0	0	2	1	5
12 Matt Treanor, R (1, 2)		X 0-0 L6 ②		X 0-0 F7 ②	B X 1-0 1-H 2-H 3-H HR		X 0-0 72 HR 1B	X 0-0 G4-3 ③		2	0	0	0	0	0	3
68 Jake Lowery, L (4, 2) OBP: 1.000, SLG: 4.000										1	1	1	4	0	0	0
57 Luke Carlin, S (7, PH) OBP: 0.500, SLG: 0.500 (7, 2)										2	1	1	0	0	0	2
30 Elliot Johnson, S (1, 4) OBP: 0.500, SLG: 2.000		S S S 0-3 K ③		X 0-0 1-H HR	X 0-0 72 PO 1B		S S S 0-3 K ②		X 0-0 G3-1 ①	2	1	1	2	0	1	2
80 Joey Wendle, L (4, 4) OBP: 0.200, SLG: 0.200										3	0	1	0	0	1	1

	AB	38
	R	12
	H	12
	RBI	11
	BB	10
	SO	10
	LOB	25

Inning Stats																		
	R: 0	H: 1	R: 0	H: 0	R: 0	H: 1	R: 2	H: 1	R: 5	H: 3	R: 2	H: 2	R: 3	H: 3	R: 0	H: 1	R: 0	H: 0
	E: 0	LOB: 1	E: 0	LOB: 2	E: 0	LOB: 2	E: 0	LOB: 0	E: 0	LOB: 0	E: 0	LOB: 1	E: 1	LOB: 1	E: 0	LOB: 2	E: 0	LOB: 1
	K: 1	BB: 0	K: 1	BB: 2	K: 2	BB: 1	K: 1	BB: 1	K: 2	BB: 3	K: 1	BB: 1	K: 1	BB: 0	K: 1	BB: 1	K: 0	BB: 1
	S: 6	P: 6	S: 5	P: 13	S: 8	P: 12	S: 6	P: 10	S: 9	P: 22	S: 7	P: 12	S: 10	P: 11	S: 6	P: 10	S: 3	P: 7

	1B: 6	SF: 0	WP: 1	PA: 49
	2B: 3	SAC: 0	PB: 0	
	3B: 0	DP: 0	SB: 0	
	HR: 3	HBP: 0	CS: 0	

PITCHER		IP	WLS	BF	H	R	ER	SO	BB	IBB	HBP	BLK	WP	HR	S	P	ERA	WHIP
47 Johnny Cueto, R	(1, 1)	2.0		9	1	0	0	2	2	0	0	0	0	0	11	19	0.00	1.500
ERA:																		
64 David Holmberg, L	(3, 1)	2.0	B	10	2	2	2	3	2	0	0	0	0	1	14	22	9.00	2.000
ERA: 9.0																		
67 Daniel Corcino, R	(5, 1)	0.2	L	6	1	4	4	2	3	0	0	0	0	0	7	19	54.00	6.000
ERA: 54.0																		
74 Ismael Guillón, L	(5, 1)	1.1		8	4	3	3	1	1	0	0	0	1	1	9	15	20.25	3.750
ERA: 20.25																		
85 Michael Lorenzen, R	(7, 1)	1.0		6	3	3	2	1	0	0	0	0	0	1	10	11	18.00	3.000
ERA: 18.0																		

PITCHER		IP	WLS	BF	H	R	ER	SO	BB	IBB	HBP	BLK	WP	HR	S	P	ERA	WHIP
84 Drew Hayes, R	(8, 1)	1.0		5	1	0	0	1	1	0	0	0	0	0	6	10	0.00	2.000
ERA:																		
80 Jumbo Díaz, R	(9, 1)	1.0		4	0	0	0	0	1	0	0	0	0	0	3	7	0.00	1.000
ERA:																		

BOTTOM

Cleveland Indians @ Cincinnati Reds

Goodyear Ballpark, Goodyear, AZ

Thu Feb 27 2014, 3:06 PM - 6:17 PM EST

Att. 2,493 - Sunny - 73 F

livebaseballscorecards.com

Batter	1	2	3	4	5	6	7	8	9	AB	R	H	RBI	BB	SO	LOB
6 Billy Hamilton, S (1, 8) OBP: 0.400, SLG: 0.250 65 Ryan LaMarre, R (5, 8)	E6 1B		B1-3		K			G5-3		2 0 1 0 0 0 0 2 0 0 0 0 1 1						
25 Skip Schumaker, L (1, 7) OBP: 0.400, SLG: 0.250 15 Roger Bernadina, L (5, 7) OBP: 0.600, SLG: 1.000	K		K			G6-3		77 FC6-4 3B		2 0 0 0 0 2 1 2 1 1 0 0 0 0						
4 Brandon Phillips, R (1, 4) 81 Rey Navarro, S (5, 4) OBP: 1.000, SLG: 1.000	G1-3		F8			36 FC5 77 WP 1B		77 FC6-4 BB		2 0 0 0 0 0 1 1 0 1 0 1 0 0						
28 Chris Heisey, R (1, 9) OBP: 0.400, SLG: 1.200 77 Yorman Rodriguez, R (5, 9)	K			K		36 FC5 1-2		FC6-4 1-2f 3-H		2 0 0 0 0 2 1 1 0 0 1 1 0 1						
23 Donald Lutz, L (1, 10) OBP: 0.500, SLG: 1.000 69 Juan Duran, R (6, PH) (7, 10)		27 2B 2 2B HBP		G5-3	K			G5-3		1 1 0 0 0 0 0 2 0 0 0 0 1 3						
27 Chris Nelson, R (1, 5) OBP: 0.250, SLG: 0.667 36 Henry Alejandro Rodriguez, S (6, 5)		2 2B 1-3 2B		P6	FC5 1-2 2-3f				G6-3	2 1 1 0 0 0 0 2 0 0 0 0 0 2						
2 Zack Cozart, R (1, 6) OBP: 0.500, SLG: 0.750 76 Argenis Diaz, R (6, 6) OBP: 0.500, SLG: 1.000		2-H 3-H 2B			G4-3		F7		2B	2 0 1 2 0 0 0 2 0 1 0 0 0 0						
50 Neftali Soto, R (1, 3) OBP: 0.500, SLG: 0.500 71 Max Ramirez, R (6, 3)		G3			37 G5-3 1B		82 G6-4-3 BB		P4	2 0 1 0 0 0 0 1 0 0 0 1 0 1						
37 Corky Miller, R (1, 2) 82 Rossmel Perez, L (6, 2)		F9			G5-3 1-2		G6-4-3 1-2f		K	2 0 0 0 0 0 1 2 0 0 0 0 1 2						
Inning Stats	R: 0 H: 1 E: 1 LOB: 1 K: 2 BB: 0 S: 8 P: 8	R: 2 H: 2 E: 0 LOB: 0 K: 0 BB: 0 S: 4 P: 5	R: 0 H: 0 E: 0 LOB: 0 K: 1 BB: 0 S: 5 P: 5	R: 0 H: 0 E: 0 LOB: 0 K: 1 BB: 0 S: 5 P: 5	R: 0 H: 1 E: 0 LOB: 1 K: 1 BB: 0 S: 6 P: 6	R: 0 H: 1 E: 0 LOB: 2 K: 1 BB: 1 S: 6 P: 10	R: 0 H: 0 E: 0 LOB: 0 K: 0 BB: 1 S: 2 P: 6	R: 1 H: 1 E: 0 LOB: 1 K: 0 BB: 1 S: 4 P: 8	R: 0 H: 1 E: 0 LOB: 1 K: 1 BB: 0 S: 6 P: 6	1B: 3 SF: 0 2B: 3 SAC: 0 3B: 1 DP: 1 HR: 0 HBP: 1							WP: 1 PA: 36 PB: 0 SB: 0 CS: 0

AB	32
R	3
H	7
RBI	3
BB	3
SO	7
LOB	14

PITCHER		IP	WLS	BF	H	R	ER	SO	BB	IBB	HBP	BLK	WP	HR	S	P	ERA	WHIP
63 Justin Masterson, R ERA:	(1, 1)	1.0		4	1	0	0	2	0	0	0	0	0	0	8	8	0.00	1.000
28 Corey Kluber, R ERA: 18.0	(2, 1)	1.0		5	2	2	2	0	0	0	1	0	0	0	4	5	18.00	2.000
59 Carlos Carrasco, R ERA:	(3, 1)	2.0	W	6	0	0	0	2	0	0	0	0	0	0	10	10	0.00	0.000
53 David Aardsma, R ERA:	(5, 1)	1.0		4	1	0	0	1	0	0	0	0	0	0	6	6	0.00	1.000
88 Josh Outman, L ERA:	(6, 1)	1.0		5	1	0	0	1	1	0	0	0	1	0	6	10	0.00	2.000

PITCHER		IP	WLS	BF	H	R	ER	SO	BB	IBB	HBP	BLK	WP	HR	S	P	ERA	WHIP
49 Blake Wood, R ERA:	(7, 1)	1.0		3	0	0	0	0	1	0	0	0	0	0	2	6	0.00	1.000
58 Mike Zagurski, L ERA: 9.0	(8, 1)	1.0		5	1	1	1	0	1	0	0	0	0	0	4	8	9.00	2.000
65 Tyler Cloyd, R ERA:	(9, 1)	1.0		4	1	0	0	1	0	0	0	0	0	0	6	6	0.00	1.000

Batter	1	2	3	4	5	6	7	8	9	AB	R	H	RBI	BB	SO	LOB
77 Yorman Rodriguez, R (1, 8) 65 Ryan LaMarre, R (6, 8)	F9		K		K			G1-3		3 1	0 0	0 0	0 0	0 0	2 0	1 0
7 Ramon Santiago, S (1, 6) 76 Argenis Diaz, R (6, PH) OBP: 0.250, SLG: 0.500 (6, 6)	G5-3			F8		G6-3			F8	2 2	0 0	0 0	0 0	0 0	0 0	0 0
19 Joey Votto, L (1, 3) OBP: 0.200, SLG: 0.200 71 Max Ramirez, R (6, PH) OBP: 0.500, SLG: 0.667 (6, 3)	G4-3			G1-3		G6-3			23 WP 2B	2 2	0 0	0 1	0 0	0 0	0 0	0 0
32 Jay Bruce, L (1, 9) OBP: 0.750, SLG: 0.500 69 Juan Duran, R (6, PH) (6, 9)		48 G4-3 48 E BB		48 1B 1B		K			E6 23 WP	1 2	0 0	1 0	0 0	1 0	0 1	0 1
48 Ryan Ludwick, R (1, 7) OBP: 0.500, SLG: 0.500 23 Donald Lutz, L (6, 7) OBP: 0.500, SLG: 0.750		G4-3 1-3		1-3 1B			G4-3		1-2 2-3 BB	2 1	0 0	1 0	0 0	0 1	0 0	1 0
21 Todd Frazier, R (1, 5) 36 Henry Alejandro Rodriguez, S (6, 5)	K			P2			K		L6	2 2	0 0	0 0	0 0	0 0	1 1	3 3
29 Brayan Peña, S (1, 10) OBP: 0.250, SLG: 0.250 82 Rossmel Perez, L (7, PH) (7, 10)	G4-3		G6-3		K		F9			2 2	0 0	0 0	0 0	0 0	0 1	1 3
39 Devin Mesoraco, R (1, 2) 68 Tucker Barnhart, L (6, 2)		K		K		G4-3				2 1	0 0	0 0	0 0	0 0	2 0	0 0
70 Kristopher Negrón, R (1, 4) 81 Rey Navarro, S (6, 4) OBP: 0.667, SLG: 0.500		G6-3		BB				P6		1 1	0 0	0 0	0 0	1 0	0 0	0 0
Inning Stats	R: 0 E: 0 K: 0 S: 3 H: 0 LOB: 0 BB: 0 P: 4	R: 0 E: 1 K: 1 S: 5 H: 0 LOB: 1 BB: 1 P: 10	R: 0 E: 0 K: 2 S: 7 H: 0 LOB: 0 BB: 0 P: 7	R: 0 E: 0 K: 0 S: 5 H: 2 LOB: 2 BB: 0 P: 5	R: 0 E: 0 K: 2 S: 7 H: 0 LOB: 1 BB: 1 P: 11	R: 0 E: 0 K: 1 S: 5 H: 0 LOB: 0 BB: 0 P: 5	R: 0 E: 0 K: 2 S: 7 H: 0 LOB: 0 BB: 0 P: 7	R: 0 E: 0 K: 0 S: 3 H: 0 LOB: 0 BB: 0 P: 4	R: 0 E: 1 K: 0 S: 5 H: 1 LOB: 3 BB: 1 P: 9	1B: 2 2B: 1 3B: 0 HR: 0 SF: 0 SAC: 0 DP: 0 HBP: 0						

PITCHER	IP	WLS	BF	H	R	ER	SO	BB	IBB	HBP	BLK	WP	HR	S	P	ERA	WHIP
34 Zach McAllister, R (1, 1) ERA:	2.0	W	7	0	0	0	1	1	0	0	0	0	0	8	14	0.00	0.500
43 Josh Tomlin, R (3, 1) ERA:	2.0	H	8	2	0	0	2	0	0	0	0	0	0	12	12	0.00	1.000
44 John Axford, R (5, 1) ERA:	1.0	H	4	0	0	0	2	1	0	0	0	0	0	7	11	0.00	1.000
48 Scott Atchison, R (6, 1) ERA:	1.0	H	3	0	0	0	1	0	0	0	0	0	0	5	5	0.00	0.000
37 Cody Allen, R (7, 1) ERA:	1.0		3	0	0	0	2	0	0	0	0	0	0	7	7	0.00	0.000

PITCHER	IP	WLS	BF	H	R	ER	SO	BB	IBB	HBP	BLK	WP	HR	S	P	ERA	WHIP
35 Marc Rzepczynski, L (8, 1) ERA:	1.0		3	0	0	0	0	0	0	0	0	0	0	3	4	0.00	0.000
51 Scott Barnes, L (9, 1) ERA:	1.0		6	1	0	0	0	1	0	0	0	1	0	5	9	0.00	2.000

TOP

Cincinnati Reds @ Cleveland Indians

Goodyear Ballpark, Goodyear, AZ

Fri Feb 28 2014, 3:04 PM - 5:43 PM EST

Att. 3,066 - Partly Cloudy - 75 F

livebaseballscorecards.com

AB	31
R	0
H	3
RBI	0
BB	3
SO	8
LOB	13

WP: 1 PB: 0 SB: 0 CS: 0 PA: 34

Batter	1	2	3	4	5	6	7	8	9	AB	R	H	RBI	BB	SO	LOB
6 Nyjer Morgan, L (1, 8) OBP: 0.400, SLG: 0.375 72 Tyler Naquin, L (6, 8) OBP: 0.333, SLG: 0.800	F8		BB		K			K		2 0 0 0 1 1 0 1 0 0 0 0 1 0						
13 Asdrúbal Cabrera, S (1, 6) 78 Erik González, R (6, 6) OBP: 0.571, SLG: 0.667	G4-3		P4			F8		80 WP 1B		2 0 0 0 0 0 1 2 0 1 0 0 0 0						
22 Jason Kipnis, L (1, 4) 80 Joey Wendle, L (5, 4) OBP: 0.143, SLG: 0.143	G6-3		G4-3			F8		K 1-2		2 0 0 0 0 0 1 2 0 0 0 0 1 1						
10 Yan Gomes, R (1, 2) 81 Tony Wolters, L (6, 2) OBP: 0.667, SLG: 0.500 79 Roberto Pérez, R (9, 2)		G6-3		K		8 1B 75 1B BB		K		2 0 0 0 0 1 0 1 1 0 0 1 1 1 0 0 0 0 0 0 0						
8 Lonnie Chisenhall, L (1, 5) OBP: 0.600, SLG: 0.333 76 Ryan Rohlinger, R (7, 5)		9 HR BB		K		75 1B 75 E 1-2 1B				2 2 1 0 1 1 0 0 0 0 0 0 0 0						
9 Ryan Raburn, R (1, 9) OBP: 0.750, SLG: 2.000 75 Carlos Moncrief, L (5, 9) OBP: 0.400, SLG: 0.250	1-H HR		HBP			E9 11 PO 1-H 2-H 1B				1 1 1 2 0 0 0 1 0 1 1 0 0 0						
11 Jeff Francoeur, R (1, 10)	L3		P2			PO 2-3	P2			3 0 0 0 0 0 1						
46 David Cooper, L (1, 3) 74 Jesús Aguilar, R (5, PH) (6, 3)	G6-3				K		F9			1 0 0 0 0 0 0 2 0 0 0 0 1 0						
26 Matt Carson, R (1, 7)			G4-3		K		F8			3 0 0 0 0 1 0						
Inning Stats	R: 0 E: 0 K: 0 S: 3 H: 0 LOB: 0 BB: 0 P: 3	R: 2 E: 0 K: 0 S: 5 H: 1 LOB: 0 BB: 1 P: 12	R: 0 E: 0 K: 0 S: 3 H: 0 LOB: 1 BB: 1 P: 7	R: 0 E: 0 K: 2 S: 7 H: 0 LOB: 1 BB: 0 P: 9	R: 0 E: 0 K: 3 S: 9 H: 0 LOB: 0 BB: 0 P: 9	R: 2 E: 1 K: 0 S: 4 H: 2 LOB: 0 BB: 1 P: 9	R: 0 E: 0 K: 0 S: 3 H: 0 LOB: 0 BB: 0 P: 3	R: 0 E: 0 K: 3 S: 10 H: 1 LOB: 1 BB: 0 P: 11		1B: 3 2B: 0 3B: 0 HR: 1 SF: 0 SAC: 0 DP: 0 HBP: 1						

PITCHER		IP	WLS	BF	H	R	ER	SO	BB	IBB	HBP	BLK	WP	HR	S	P	ERA	WHIP
34 Homer Bailey, R ERA: 9.0	(1, 1)	2.0	L	8	1	2	2	0	1	0	0	0	0	1	8	15	9.00	1.000
26 Jeff Francis, L ERA:	(3, 1)	2.0		8	0	0	0	2	1	0	1	0	0	0	10	16	0.00	0.500
54 Aroldis Chapman, L ERA:	(5, 1)	1.0		3	0	0	0	3	0	0	0	0	0	0	9	9	0.00	0.000
86 Robert Stephenson, R ERA: 9.0	(6, 1)	1.0		5	2	2	1	0	1	0	0	0	0	0	4	9	9.00	3.000
73 Carlos Contreras, R ERA:	(7, 1)	1.0		3	0	0	0	0	0	0	0	0	0	0	3	3	0.00	0.000

PITCHER		IP	WLS	BF	H	R	ER	SO	BB	IBB	HBP	BLK	WP	HR	S	P	ERA	WHIP
Logan Ondrusek, R ERA:	(8, 1)	1.0		4	1	0	0	3	0	0	0	0	1	0	10	11	0.00	1.000

BOTTOM

Cincinnati Reds @ Cleveland Indians

Goodyear Ballpark, Goodyear, AZ

Fri Feb 28 2014, 3:04 PM - 5:43 PM EST

Att. 3,066 - Partly Cloudy - 75 F

livebaseballscorecards.com

AB	27
R	4
H	4
RBI	3
BB	3
SO	8
LOB	5

Batter	1	2	3	4	5	6	7	8	9	AB	R	H	RBI	BB	SO	LOB
Inning Stats																

Cleveland Indians @ Chicago White Sox

Camelback Ranch, Glendale, AZ

Sat Mar 01 2014, 3:05 PM EST

TOP

livebaseballscorecards.com

AB	0
R	0
H	0
RBI	0
BB	0
SO	0
LOB	0

1B: 0
2B: 0
3B: 0
HR: 0

SF: 0
SAC: 0
DP: 0
HBP: 0

WP: 0
PB: 0
SB: 0
CS: 0

PA: 0

PITCHER	IP	WLS	BF	H	R	ER	SO	BB	IBB	HBP	BLK	WP	HR	S	P	ERA	WHIP

PITCHER	IP	WLS	BF	H	R	ER	SO	BB	IBB	HBP	BLK	WP	HR	S	P	ERA	WHIP

Batter	1	2	3	4	5	6	7	8	9	AB	R	H	RBI	BB	SO	LOB
Inning Stats																

BOTTOM

Cleveland Indians @ Chicago White Sox

Camelback Ranch, Glendale, AZ

Sat Mar 01 2014, 3:05 PM EST

livebaseballscorecards.com

AB	**0**
R	**0**
H	**0**
RBI	**0**
BB	**0**
SO	**0**
LOB	**0**

1B: 0
2B: 0
3B: 0
HR: 0

SF: 0
SAC: 0
DP: 0
HBP: 0

WP: 0
PB: 0
SB: 0
CS: 0

PA: 0

PITCHER	IP	WLS	BF	H	R	ER	SO	BB	IBB	HBP	BLK	WP	HR	S	P	ERA	WHIP

PITCHER	IP	WLS	BF	H	R	ER	SO	BB	IBB	HBP	BLK	WP	HR	S	P	ERA	WHIP

Seattle Mariners @ Cleveland Indians

Goodyear Ballpark, Goodyear, AZ

Sun Mar 02 2014, 3:08 PM - 6:06 PM EST

Att. 4,199 - Sunny - 64 F

TOP

livebaseballscorecards.com

Batter	1	2	3	4	5	6	7	8	9	AB	R	H	RBI	BB	SO	LOB
36 Abraham Almonte, S (1, 8) OBP: 0.273, SLG: 0.222	1-0 6 F9 22 G4-3 2B		0-0 ② P4		0-0 ③ G6-3			0-0 ① P5		3	1	1	0	0	0	0
9 Endy Chavez, L (5, 8) OBP: 0.250, SLG: 0.250										1	0	0	0	0	0	1
6 Nick Franklin, S (1, 6) OBP: 0.333, SLG: 0.833	0-0 ① F9 2-3		0-0 ③ G3			0-0 ① F8		1-0 ② G5-3 1-2		3	0	0	0	0	0	1
74 Chris Taylor, R (6, 6)										1	0	0	0	0	0	1
22 Robinson Canó, L (1, 4) OBP: 0.571, SLG: 0.500	0-0 ② G4-3 3-H			0-0 ① G3		0-0 ② F8		0-0 ③ F7		2	0	0	1	0	0	0
66 Ji Man Choi, L (4, 3) OBP: 0.400, SLG: 0.400										2	0	0	0	0	0	1
27 Corey Hart, R (1, 10) OBP: 0.500, SLG: 0.600	0-0 E5			0-0 55 G4-1 13 HR 2B		0-3 ③ K			0-0 ① G4-3	3	1	1	0	0	1	0
39 Xavier Avery, L (9, PH) OBP: 0.444, SLG: 0.375										1	0	0	0	0	0	0
55 Michael Saunders, L (1, 9) OBP: 0.167, SLG: 0.333	0-0 ③ P2			0-0 ② G4-1 2-3			0-0 ① G6-3		0-0 ② P6	2	0	0	0	0	0	2
99 James Jones, L (6, 9) OBP: 0.250, SLG: 0.625										2	0	0	0	0	0	0
13 Dustin Ackley, L (1, 7) OBP: 0.625, SLG: 1.286		0-0 ① G3-1		3-1 HR 3-H			0-0 1B		0-0 ③ G5-3	3	1	2	2	0	0	0
16 Cole Gillespie, R (7, 7) OBP: 0.667, SLG: 0.600										1	0	0	0	0	0	0
75 Nate Tenbrink, L (1, 3) OBP: 0.375, SLG: 1.000		0-0 ② F9		0-3 ③ K			0-3 ② K			3	0	0	0	0	2	1
(4, 5)										0	0	0	0	0	0	0
69 Ty Kelly, S (7, 5)																
4 John Buck, R (1, 2) OBP: 0.250, SLG: 0.250		0-0 ③ G6-3			0-0 8 G6-4-3 1B		0-0 ③ F9			2	0	1	0	0	0	0
35 Humberto Quintero, R (5, 2) OBP: 0.333, SLG: 0.333										1	0	0	0	0	0	1
8 Willie Bloomquist, R (1, 5)			0-3 ① K		0-0 ①② G6-4-3 1-2f			0-0 74 WP 1B		2	0	0	0	0	1	1
(4, 4)																
72 Gabriel Noriega, R (5, 4) OBP: 0.500, SLG: 0.500										1	0	1	0	0	0	0

Inning Stats										
	R: 1 H: 1 E: 1 LOB: 1 K: 0 BB: 0 S: 5 P: 6	R: 0 H: 0 E: 0 LOB: 0 K: 0 BB: 0 S: 3 P: 3	R: 0 H: 0 E: 0 LOB: 0 K: 1 BB: 0 S: 5 P: 5	R: 2 H: 2 E: 0 LOB: 0 K: 1 BB: 0 S: 8 P: 11	R: 0 H: 1 E: 0 LOB: 0 K: 0 BB: 0 S: 3 P: 3	R: 0 H: 0 E: 0 LOB: 0 K: 1 BB: 0 S: 5 P: 5	R: 0 H: 1 E: 0 LOB: 1 K: 1 BB: 0 S: 6 P: 6	R: 0 H: 1 E: 0 LOB: 1 K: 0 BB: 0 S: 4 P: 5	R: 0 H: 0 E: 0 LOB: 0 K: 0 BB: 0 S: 3 P: 3	1B: 3 SF: 0 2B: 2 SAC: 0 3B: 0 DP: 1 HR: 1 HBP: 0	WP: 1 PA: 33 PB: 0 SB: 0 CS: 0

PITCHER		IP	WLS	BF	H	R	ER	SO	BB	IBB	HBP	BLK	WP	HR	S	P	ERA	WHIP
54 Aaron Harang, R ERA: 3.0	(1, 1)	2.0		8	1	1	1	0	0	0	0	0	0	0	8	9	4.50	0.500
47 Trevor Bauer, R ERA: 6.0	(3, 1)	2.0		8	2	2	2	2	0	0	0	0	0	1	13	16	9.00	1.000
27 Bryan Shaw, R ERA:	(5, 1)	1.0		3	1	0	0	0	0	0	0	0	0	0	3	3	0.00	1.000
50 Nick Hagadone, L ERA:	(6, 1)	1.0		3	0	0	0	1	0	0	0	0	0	0	5	5	0.00	0.000
61 Colt Hynes, L ERA: 10.8	(7, 1)	1.0	W	4	1	0	0	1	0	0	0	0	0	0	6	6	0.00	1.000

PITCHER		IP	WLS	BF	H	R	ER	SO	BB	IBB	HBP	BLK	WP	HR	S	P	ERA	WHIP
36 Preston Guilmet, R ERA:	(8, 1)	1.0	H	4	1	0	0	0	0	0	0	0	1	0	4	5	0.00	1.000
77 Travis Banwart, R ERA:	(9, 1)	1.0	S	3	0	0	0	0	0	0	0	0	0	0	3	3	0.00	0.000

AB	33
R	3
H	6
RBI	3
BB	0
SO	4
LOB	9

BOTTOM

Seattle Mariners @ Cleveland Indians

Goodyear Ballpark, Goodyear, AZ

Sun Mar 02 2014, 3:08 PM - 6:06 PM EST

Att. 4,199 - Sunny - 64 F

livebaseballscorecards.com

Batter	1	2	3	4	5	6	7	8	9	AB	R	H	RBI	BB	SO	LOB
24 Michael Bourn, L (1, 8) OBP: 0.200, SLG: 0.200	F7		G3		33 FC6-4 1B (1-3)	G1		K		3	0	1	0	0	0	0
6 Nyjer Morgan, L (6, 8) OBP: 0.333, SLG: 0.300										2	0	0	0	0	1	1
33 Nick Swisher, S (1, 3)	F8		L4		FC6-4 22 3B (1-2f, 3-H)		26 1B 67 HR 1B	G4-3		3	1	0	1	0	0	1
1 David Adams, R (6, 5) OBP: 0.571, SLG: 0.400										2	1	1	0	0	0	0
22 Jason Kipnis, L (1, 4) OBP: 0.429, SLG: 0.600	41 WP BB			G4-3	41 E 3B (1-H)		P5			2	1	1	1	1	0	0
30 Elliot Johnson, S (6, 4) OBP: 0.333, SLG: 1.333										1	0	0	0	0	0	1
41 Carlos Santana, S (1, 5) OBP: 0.200, SLG: 0.200	F8 (1-2)			G6-3	E4 23 1B (3-H)		K			3	0	0	0	0	0	1
74 Jesús Aguilar, R (6, 3)										1	0	0	0	0	1	1
23 Michael Brantley, L (1, 7) OBP: 0.800, SLG: 0.750		1B		13 S 1B	1B (1-2)		67 HR 1B (1-3)			3	0	3	0	0	0	0
26 Matt Carson, R (6, 7) OBP: 0.167, SLG: 0.167										1	1	1	0	0	0	0
13 Asdrúbal Cabrera, S (1, 6)		K		4-0 BB (1-2)	P6		2-1 HR (1-H, 3-H)			2	0	0	0	1	1	3
67 Francisco Lindor, S (6, 6) OBP: 0.333, SLG: 0.833										1	1	1	3	0	0	0
8 Lonnie Chisenhall, L (1, 10) OBP: 0.500, SLG: 0.333		L5		F8		1B	BB			3	0	1	0	0	0	3
72 Tyler Naquin, L (7, PH) OBP: 0.429, SLG: 0.800										0	0	0	0	1	0	0
(8, 10)																
10 Yan Gomes, R (1, 2)		G4-3			24 1B 33 FC6-4 BB	K	G6-3			1	1	0	0	1	0	1
12 Matt Treanor, R (6, 2)										2	0	0	0	0	1	2
7 David Murphy, L (1, 9)			L1		K	F9		G3-1		2	0	0	0	0	1	1
75 Carlos Moncrief, L (6, 9) OBP: 0.286, SLG: 0.167										2	0	0	0	0	0	1
Inning Stats	R: 0 E: 0 K: 0 S: 3 H: 0 LOB: 1 BB: 1 P: 8	R: 0 E: 0 K: 1 S: 6 H: 1 LOB: 1 BB: 0 P: 6	R: 0 E: 0 K: 0 S: 3 H: 0 LOB: 0 BB: 0 P: 3	R: 0 E: 0 K: 0 S: 4 H: 1 LOB: 2 BB: 1 P: 8	R: 3 E: 1 K: 1 S: 9 H: 3 LOB: 2 BB: 1 P: 13	R: 0 E: 0 K: 1 S: 6 H: 1 LOB: 1 BB: 0 P: 6	R: 3 E: 0 K: 1 S: 9 H: 3 LOB: 1 BB: 1 P: 15	R: 0 E: 0 K: 1 S: 5 H: 0 LOB: 0 BB: 0 P: 5		1B: 7 2B: 0 3B: 1 HR: 1	SF: 0 SAC: 0 DP: 0 HBP: 0						

	AB	34
	R	6
	H	9
	RBI	5
	BB	4
	SO	5
	LOB	16

WP: 1 PB: 0 SB: 1 CS: 0 PA: 38

PITCHER	IP	WLS	BF	H	R	ER	SO	BB	IBB	HBP	BLK	WP	HR	S	P	ERA	WHIP
28 Randy Wolf, L (1, 1) ERA:	2.0		8	1	0	0	1	1	0	0	0	1	0	9	14	0.00	1.000
78 Andrew Carraway, R (3, 1) ERA:	1.0	H	3	0	0	0	0	0	0	0	0	0	0	3	3	0.00	0.000
97 Joe Beimel, L (4, 1) ERA: 4.5	1.0	H	5	1	0	0	0	1	0	0	0	0	0	4	8	0.00	2.000
54 Tom Wilhelmsen, R (5, 1) ERA: 10.8	0.2	B	6	2	3	2	1	1	0	0	0	0	0	7	11	27.00	4.500
80 Jonathan Arias, R (5, 1) ERA:	0.1		2	1	0	0	0	0	0	0	0	0	0	2	2	0.00	3.000

PITCHER	IP	WLS	BF	H	R	ER	SO	BB	IBB	HBP	BLK	WP	HR	S	P	ERA	WHIP
44 Lucas Luetge, L (6, 1) ERA:	1.0		4	1	0	0	1	0	0	0	0	0	0	6	6	0.00	1.000
38 Logan Bawcom, R (7, 1) ERA: 40.5	0.2	L	6	3	3	3	1	1	0	0	0	0	1	8	14	40.50	6.000
71 Dominic Leone, R (7, 1) ERA:	0.1		1	0	0	0	0	0	0	0	0	0	0	1	1	0.00	0.000
40 Danny Farquhar, R (8, 1) ERA:	1.0		3	0	0	0	1	0	0	0	0	0	0	5	5	0.00	0.000

Cleveland Indians @ Texas Rangers

Surprise Stadium, Surprise, AZ

Mon Mar 03 2014, 3:08 PM - 6:16 PM EST

Att. 5,570 - Sunny - 73 F

TOP

livebaseballscorecards.com

Batter	1	2	3	4	5	6	7	8	9	AB	R	H	RBI	BB	SO	LOB
6 Nyjer Morgan, L (1, 8) OBP: 0.400, SLG: 0.273 72 Tyler Naquin, L (5, 8) OBP: 0.556, SLG: 0.833	BB	F8			BB	BB		1B		1 1	1 0	0 1	0 0	2 1	0 1	1 0
4 Mike Aviles, R (1, 4) OBP: 0.400, SLG: 0.600 80 Joey Wendle, L (5, 4) OBP: 0.111, SLG: 0.111	K	G5-3			1B	K		G3		3 2	0 0	1 0	0 0	0 0	1 1	2 4
8 Lonnie Chisenhall, L (1, 5) OBP: 0.455, SLG: 0.250 76 Ryan Rohlinger, R (5, 5) OBP: 0.250, SLG: 0.500	BB	G3-1			K	1B	SF8			2 1	1 0	0 1	0 1	1 0	1 0	2 0
9 Ryan Raburn, R (1, 9) OBP: 0.571, SLG: 1.167 75 Carlos Moncrief, L (5, 9) OBP: 0.333, SLG: 0.250	1B	L5			G6-3		P6			3 2	0 1	1 1	0 0	0 0	0 0	2 1
25 Jason Giambi, L (1, 10) 86 Tim Fedroff, L (6, PR) OBP: 1.000, SLG: 1.000 (6, 10) 74 Jesús Aguilar, R (9, PH) (9, 10)	F8	G4-3				BB			FC9	2 1 1	0 1 0	0 1 0	0 0 0	1 0 0	0 0 0	3 0 0
11 Jeff Francoeur, R (1, 7) OBP: 0.375, SLG: 0.286 26 Matt Carson, R (6, 7) OBP: 0.125, SLG: 0.125	1B	G4-3				1B	FC5-2		F8	3 2	1 0	2 0	2 0	0 0	0 0	0 3
1 David Adams, R (1, 3) OBP: 0.333, SLG: 0.200	F9			G6-3		K	G4-3		F7	5	0	0	1	0	1	6
30 Elliot Johnson, S (1, 6) OBP: 0.667, SLG: 1.500 78 Erik González, R (6, 6) OBP: 0.500, SLG: 0.571						3B	K2-3			3 1	0 0	3 0	2 0	0 0	0 1	0 2
57 Luke Carlin, S (1, 2) OBP: 0.200, SLG: 0.200 79 Roberto Pérez, R (6, 2)								BB		3 0	0 1	0 0	0 0	0 1	0 0	3 0
Inning Stats	R: 2 E: 0 K: 1 S: 18 H: 2 LOB: 2 BB: 2 P: 36	R: 0 E: 0 K: 0 S: 7 H: 1 LOB: 1 BB: 0 P: 11	R: 0 E: 0 K: 0 S: 8 H: 0 LOB: 0 BB: 0 P: 13	R: 0 E: 0 K: 0 S: 6 H: 1 LOB: 0 BB: 0 P: 10	R: 0 E: 0 K: 1 S: 13 H: 1 LOB: 2 BB: 1 P: 22	R: 2 E: 0 K: 2 S: 15 H: 2 LOB: 2 BB: 2 P: 32	R: 1 E: 0 K: 1 S: 12 H: 3 LOB: 2 BB: 0 P: 14	R: 1 E: 0 K: 0 S: 10 H: 1 LOB: 1 BB: 1 P: 18	R: 0 E: 0 K: 0 S: 6 H: 0 LOB: 0 BB: 0 P: 11	1B: 10 2B: 0 3B: 1 HR: 0 SF: 1 SAC: 0 DP: 0 HBP: 0						

AB	36
R	6
H	11
RBI	6
BB	6
SO	5
LOB	29

WP: 1 PB: 1 SB: 1 CS: 1 PA: 44

PITCHER		IP	WLS	BF	H	R	ER	SO	BB	IBB	HBP	BLK	WP	HR	S	P	ERA	WHIP
48 Colby Lewis, R ERA: 27.0	(1, 1)	0.2		6	2	2	2	1	2	0	0	0	0	0	15	32	27.00	6.000
83 Daniel McCutchen, R ERA:	(1, 1)	0.1		1	0	0	0	0	0	0	0	0	0	0	3	4	0.00	0.000
23 Nick Tepesch, R ERA:	(2, 1)	3.0		10	2	0	0	0	0	0	0	0	0	0	21	34	0.00	0.667
88 Jimmy Reyes, L ERA:	(5, 1)	1.0		5	1	0	0	1	1	0	0	0	0	0	13	22	0.00	2.000
77 Doug Mathis, R ERA: 54.0	(6, 1)	0.1		4	2	2	2	1	1	0	0	0	1	0	9	20	54.00	9.000

PITCHER		IP	WLS	BF	H	R	ER	SO	BB	IBB	HBP	BLK	WP	HR	S	P	ERA	WHIP
87 Randy Henry, R ERA:	(6, 1)	0.2		3	0	0	0	1	1	0	0	0	0	0	6	12	0.00	1.500
49 Aaron Poreda, L ERA: 3.86	(7, 1)	1.0	L	6	3	1	1	1	0	0	0	0	0	0	12	14	9.00	3.000
75 Matt West, R ERA: 4.5	(8, 1)	1.0		5	1	1	1	0	1	0	0	0	0	0	10	18	9.00	2.000
32 Pedro Figueroa, L ERA:	(9, 1)	1.0		3	0	0	0	0	0	0	0	0	0	0	6	11	0.00	0.000

Cleveland Indians @ Texas Rangers

Surprise Stadium, Surprise, AZ

Mon Mar 03 2014, 3:08 PM - 6:16 PM EST

Att. 5,570 - Sunny - 73 F

livebaseballscorecards.com

BOTTOM

Batter	1	2	3	4	5	6	7	8	9	AB	R	H	RBI	BB	SO	LOB
17 Shin-Soo Choo, L (1, 7) 64 Brad Snyder, L (6, 7) OBP: 0.273, SLG: 0.300	B SI 91 X SI 91 1-0 G4-3		C CH 87 B FF 96 B CH 88 C FF 96 B SL 88 F FF 96 B FA 91 4-2 BB		F FF 88 B SL 78 B FF 88 X FF 89 2-1 G6-3		C SL 81 S SL 83 S SL 82 0-3 K		S FF 92 C FF 91 B CU 82 B CU 81 F FF 92 B CU 82 S CU 81 3-3 K	2 0 0 0 1 0 0 2 0 0 0 0 2 0						
20 Brent Lillibridge, R (1, 6) OBP: 0.444, SLG: 0.778 3 Luis Sardinas, S (6, 6) OBP: 0.286, SLG: 0.286	B SI 92 X SI 91 1-0 G4-3		C FF 95 1 SAFE S FF 94 X FF 96 0-2 G4-3			C FF 89 B FF 89 F FF 90 F FS 84 F FS 84 S FF 90 1-3 K		C FF 93 B FF 97 X FF 95 1-1 6 BB 35 1B 13 FC6-4 1B		2 0 0 0 0 0 1 2 1 1 0 0 1 0						
84 Prince Fielder, L (1, 3) OBP: 0.333, SLG: 0.667 35 James Adduci, L (6, 3) OBP: 0.250, SLG: 0.250	F SI 92 X SL 89 0-1 G3-1			B FF 94 X CH 85 1-0 G3-1		C FF 88 S FS 83 B FF 90 F FF 90 F SL 82 F FF 90 X FS 84 1-2 G4-3		F FF 97 C FF 96 B FF 98 B CH 86 1 SAFE B FF 96 F FF 95 F FF 95 F FF 95 3-2 X FF 84 13 FC6-4 6 BB 1-2 1B		2 0 0 0 0 0 0 2 0 1 0 0 0 0						
29 Adrian Beltré, R (1, 5) OBP: 0.556, SLG: 0.625 6 Kevin Kouzmanoff, R (6, 5) OBP: 0.556, SLG: 0.857 9 Adam Rosales, R (8, PR) OBP: 0.333, SLG: 0.200 (9, 5)		B SI 91 F SI 91 X SL 88 1-1 G4-3		B FF 95 C FF 94 B FF 94 B CH 85 S FF 93 F SI 95 X FF 94 3-2 1B 18 FC4-6 1B		F FF 89 B SL 81 X SL 82 1-1 15 3B 1B		B FF 97 B FF 96 C FF 96 B FF 94 F FF 92 B FF 95 4-2 13 FC6-4 1-2 2-3 BB		2 1 1 0 0 0 0 1 1 1 0 1 0 0 0 0 0 0 0 0 0						
Alex Rios, R (1, 9) OBP: 0.375, SLG: 0.375 15 Michael Choice, R (6, 9) OBP: 0.400, SLG: 0.700		C SI 93 F CH 84 B CU 82 B SI 92 X SI 92 2-2 18 E 18 G1-3 1B		D SI 94 X SI 92 1-0 18 FC4-6 1-3 1B		1 SAFE B FF 90 S FF 89 X FF 90 1-1 1-H 13 1B 3B		S FF 96 S CH 91 S CH 91 0-3 FC		2 1 2 0 0 0 0 2 1 1 1 0 0 3						
18 Mitch Moreland, L (1, 10) OBP: 0.333, SLG: 0.250 13 Jurickson Profar, S (6, PH) OBP: 0.375, SLG: 0.467 (7, 10)		C SI 90 B FF 91 B SL 87 X CH 84 2-1 G1-3 1-H		B SI 94 X CH 87 1-0 FC4-6 1-2f 3-H 7 2B		B FF 89 D FS 83 X FF 89 2-0 3-H 1B		F FF 96 X CH 85 0-1 FC6-4 1-2f 2-3 3-H		2 0 0 2 0 0 1 2 0 1 2 0 0 2						
7 J.P. Arencibia, R (1, 2) OBP: 0.222, SLG: 0.444 61 Robinson Chirinos, R (6, 2) OBP: 0.200, SLG: 0.200 70 Brett Nicholas, L (8, PH) (9, 2)		C SI 92 B SI 92 F CU 80 C SI 92 1-3 K		S SL 85 S FF 95 X SL 84 0-2 1-H 2B		1 SAFE B FS 88 X FF 88 1-0 G4-3		D FF 95 F FF 94 X FF 94 1-1 G3		2 0 1 0 0 1 0 1 0 0 0 0 0 1 1 0 0 0 0 0 2						
73 Rougned Odor, L (1, 4) OBP: 0.333, SLG: 0.200 21 Alex Castellanos, R (6, 4) OBP: 0.333, SLG: 0.375			B FF 93 F FF 94 F FF 95 S CH 89 1-3 K		X FF 89 0-0 P6		X FF 90 0-0 F8		B SI 91 F FF 91 B SI 92 T FF 92 S FF 82 2-3 K	2 0 0 0 0 1 0 2 0 0 0 0 1 0						
2 Leonys Martin, L (1, 8) 43 Engel Beltre, L (6, 8) OBP: 0.357, SLG: 0.308			B SI 95 C CH 87 X FF 95 1-1 F7		C FF 89 X FF 89 0-1 G1-3		C FF 91 F SL 75 F FF 92 X SL 83 0-2 P4		S FF 92 X FF 92 0-1 G5-3	2 0 0 0 0 0 0 2 0 0 0 0 0 0						
Inning Stats	R: 0 E: 0 K: 0 S: 4 H: 0 LOB: 0 BB: 0 P: 6	R: 1 E: 0 K: 1 S: 10 H: 1 LOB: 0 BB: 0 P: 16	R: 0 E: 0 K: 1 S: 11 H: 0 LOB: 1 BB: 1 P: 17	R: 1 E: 0 K: 0 S: 10 H: 3 LOB: 2 BB: 0 P: 16	R: 0 E: 0 K: 0 S: 5 H: 0 LOB: 0 BB: 0 P: 7	R: 2 E: 0 K: 1 S: 17 H: 3 LOB: 1 BB: 0 P: 24	R: 0 E: 0 K: 1 S: 8 H: 0 LOB: 0 BB: 0 P: 8	R: 1 E: 0 K: 0 S: 17 H: 2 LOB: 2 BB: 1 P: 26	R: 0 E: 0 K: 2 S: 9 H: 0 LOB: 0 BB: 0 P: 14	1B: 7 2B: 1 3B: 1 HR: 0 SF: 0 SAC: 0 DP: 0 HBP: 0						

	AB	35
	R	5
	H	9
	RBI	5
	BB	2
	SO	6
	LOB	10

PITCHER		IP	WLS	BF	H	R	ER	SO	BB	IBB	HBP	BLK	WP	HR	S	P	ERA	WHIP
28 Corey Kluber, R ERA: 6.0	(1, 1)	2.0		7	1	1	0	1	0	0	0	0	0	0	14	22	0.00	0.500
59 Carlos Carrasco, R ERA: 2.25	(3, 1)	2.0	B	9	3	1	1	1	1	0	0	0	0	0	21	33	4.50	2.000
52 Vinnie Pestano, R ERA:	(5, 1)	1.0		3	0	0	0	0	0	0	0	0	0	0	5	7	0.00	0.000
53 David Aardsma, R ERA: 9.0	(6, 1)	1.0	W	6	3	2	2	1	0	0	0	0	0	0	17	24	18.00	3.000
88 Josh Outman, L ERA:	(7, 1)	1.0	H	3	0	0	0	1	0	0	0	0	0	0	8	8	0.00	0.000

PITCHER		IP	WLS	BF	H	R	ER	SO	BB	IBB	HBP	BLK	WP	HR	S	P	ERA	WHIP
49 Blake Wood, R ERA: 4.5	(8, 1)	1.0	H	6	2	1	1	1	1	0	0	0	0	0	17	26	9.00	3.000
20 C.C. Lee, R ERA: 9.0	(9, 1)	1.0	S	3	0	0	0	2	0	0	0	0	0	0	9	14	0.00	0.000

Batter	1	2	3	4	5	6	7	8	9	AB	R	H	RBI	BB	SO	LOB
1 Adam Eaton, L (1, 8) OBP: 0.500, SLG: 0.333	G4-3		10 G1-3 / 15 1B / 79 2B / 1B		K		F8 1-2			3	1	1	0	0	1	0
18 Blake Tekotte, L (5, 8)										1	0	0	0	0	0	1
15 Gordon Beckham, R (1, 4) OBP: 0.500, SLG: 0.571	2B		10 G1-3 / 79 2B / 1-2 / 1B		F9		K			3	1	2	0	0	0	0
83 Micah Johnson, L (5, 4) OBP: 0.333, SLG: 0.333										1	0	0	0	0	1	1
10 Alexei Ramirez, R (1, 6)	F7		G1-3 / 1-2 / 2-3		F7			HR		3	0	0	0	0	0	3
60 Alex Liddi, R (5, 6) OBP: 0.333, SLG: 1.333										1	1	1	1	0	0	0
79 José Abreu, R (1, 3) OBP: 0.250, SLG: 0.286	BB		2B / 2-H / 3-H			G4-3		G4-3		2	0	1	2	1	0	0
74 Mike McDade, S (6, 3) OBP: 0.571, SLG: 0.400										1	0	0	0	0	0	0
44 Adam Dunn, L (1, 10)	G1-3		F8			K		G5-3		3	0	0	0	0	1	3
7 Jeff Keppinger, R (8, PH) (8, 10)										1	0	0	0	0	0	0
24 Dayan Viciedo, R (1, 7) OBP: 0.375, SLG: 0.286		F9		BB / 21 G5-3		K		G6-3		2	0	0	0	1	1	0
82 Keenyn Walker, S (6, 7)										1	0	0	0	0	0	0
12 Conor Gillaspie, L (1, 5) OBP: 0.250, SLG: 0.750		G3		P5			HR		K	3	1	1	1	0	0	1
5 Marcus Semien, R (7, 5) OBP: 0.250, SLG: 0.143										1	0	0	0	0	1	0
21 Tyler Flowers, R (1, 2) OBP: 0.375, SLG: 0.714		K		G5-3 / 1-2			K		L6	3	0	0	0	0	2	1
17 Adrian Nieto, S (7, 2) OBP: 0.333, SLG: 0.333										1	0	0	0	0	0	0
29 Jared Mitchell, L (1, 9) OBP: 0.333, SLG: 0.333			K	G1-3			18 S / 1B		G3-1	3	0	1	0	0	1	1
20 Jordan Danks, L (7, 9) OBP: 0.500, SLG: 0.714										1	0	0	0	0	0	0
Inning Stats	R: 0 E: 0 K: 0 S: 4 H: 1 LOB: 2 BB: 1 P: 8	R: 0 E: 0 K: 1 S: 5 H: 0 LOB: 0 BB: 0 P: 5	R: 2 E: 0 K: 1 S: 8 H: 3 LOB: 1 BB: 0 P: 8	R: 0 E: 0 K: 0 S: 3 H: 0 LOB: 1 BB: 1 P: 7	R: 0 E: 0 K: 1 S: 5 H: 0 LOB: 0 BB: 0 P: 5	R: 0 E: 0 K: 2 S: 7 H: 0 LOB: 0 BB: 0 P: 7	R: 1 E: 0 K: 2 S: 9 H: 2 LOB: 1 BB: 0 P: 10	R: 1 E: 0 K: 0 S: 4 H: 1 LOB: 0 BB: 0 P: 4	R: 0 E: 0 K: 1 S: 5 H: 0 LOB: 0 BB: 0 P: 5	1B: 3 2B: 2 3B: 0 HR: 2	SF: 0 SAC: 0 DP: 0 HBP: 0						

TOP

Chicago White Sox @ Cleveland Indians

Goodyear Ballpark, Goodyear, AZ

Tue Mar 04 2014, 3:08 PM - 5:43 PM EST

Att. 2,121 - Sunny - 73 F

livebaseballscorecards.com

AB	34
R	4
H	7
RBI	4
BB	2
SO	8
LOB	11

WP: 0 PB: 0 SB: 1 CS: 0 PA: 36

PITCHER	IP	WLS	BF	H	R	ER	SO	BB	IBB	HBP	BLK	WP	HR	S	P	ERA	WHIP
34 Zach McAllister, R (1, 1) ERA:	2.0		8	1	0	0	1	1	0	0	0	0	0	9	13	0.00	1.000
43 Josh Tomlin, R (3, 1) ERA: 3.6	3.0	B	13	3	2	2	2	1	0	0	0	0	0	16	20	6.00	1.333
35 Marc Rzepczynski, L (6, 1) ERA:	1.0	H	3	0	0	0	2	0	0	0	0	0	0	7	7	0.00	0.000
44 John Axford, R (7, 1) ERA: 4.5	1.0	H	5	2	1	1	2	0	0	0	0	0	1	9	10	9.00	2.000
51 Scott Barnes, L (8, 1) ERA: 4.5	1.0	B	4	1	1	1	0	0	0	0	0	0	1	4	4	9.00	1.000
71 Bryan Price, R (9, 1) ERA:	1.0	W	3	0	0	0	1	0	0	0	0	0	0	5	5	0.00	0.000

BOTTOM

Chicago White Sox @ Cleveland Indians

Goodyear Ballpark, Goodyear, AZ

Tue Mar 04 2014, 3:08 PM - 5:43 PM EST

Att. 2,121 - Sunny - 73 F

livebaseballscorecards.com

Batter	1	2	3	4	5	6	7	8	9	AB	R	H	RBI	BB	SO	LOB
24 Michael Bourn, L (1, 8) OBP: 0.143, SLG: 0.143	K		SH1-3	L9		K			P6	2	0	0	0	0	1	1
26 Matt Carson, R (5, 8) OBP: 0.100, SLG: 0.100 (7, 7)			1-2							2	0	0	0	0	1	2
33 Nick Swisher, S (1, 3)	F9		22 FC3-6 BB		K		76 G6-4-3 BB		80 1B 1-2 BB	2	0	0	0	1	1	0
74 Jesús Aguilar, R (6, 3)										0	0	0	0	2	0	0
22 Jason Kipnis, L (1, 4) OBP: 0.400, SLG: 0.625	G4-3		FC3-6 1-2f 2-3		41 2B 2B		F8		1B 1-2 2-H	3	1	1	0	0	0	2
80 Joey Wendle, L (6, 4) OBP: 0.182, SLG: 0.182										2	0	1	1	0	0	1
41 Carlos Santana, S (1, 5) OBP: 0.250, SLG: 0.375		K	F7		23 G4-3 2-H 2B		G6-4-3 1-2f			3	0	1	1	0	1	2
76 Ryan Rohlinger, R (7, 5) OBP: 0.200, SLG: 0.333										1	0	0	0	0	0	1
23 Michael Brantley, L (1, 7) OBP: 0.500, SLG: 0.429		F7		G6-3	G4-3 2-3			G3		3	0	0	0	0	0	1
75 Carlos Moncrief, L (6, 7) OBP: 0.300, SLG: 0.222 (7, 9)										1	0	0	0	0	0	0
13 Asdrúbal Cabrera, S (1, 10) OBP: 0.300, SLG: 0.333		10 1B 2B		7 3B 1B	P5			K		3	2	2	0	0	0	1
1 David Adams, R (8, PH) OBP: 0.308, SLG: 0.182 (9, 10)										1	0	0	0	0	1	0
10 Yan Gomes, R (1, 2) OBP: 0.250, SLG: 0.143				F7		K		P5		3	0	1	1	0	1	1
68 Jake Lowery, L (7, 2) OBP: 0.500, SLG: 2.000		2-H 1B								1	0	0	0	0	0	0
7 David Murphy, L (1, 9) OBP: 0.286, SLG: 0.500		P5		4 2B 1-H 3B		67 G3 BB			74 BB 80 1B BB	2	1	1	1	1	0	1
72 Tyler Naquin, L (7, 8) OBP: 0.600, SLG: 0.833										0	1	0	0	1	0	0
4 Mike Aviles, R (1, 6) OBP: 0.571, SLG: 0.857			22 FC3-6 24 SH1-3 1B	3-H 2B		G3 1-2			F7	2	0	2	1	0	0	0
67 Francisco Lindor, S (5, 6) OBP: 0.250, SLG: 0.625										2	0	0	0	0	0	2

| | | | | | | | | | |

Cleveland Indians @ Seattle Mariners

Peoria Stadium, Peoria, AZ

Wed Mar 05 2014, 3:08 PM - 6:07 PM EST

Att. 4,704 - Cloudy - 74 F

TOP

livebaseballscorecards.com

Batter	1	2	3	4	5	6	7	8	9	AB	R	H	RBI	BB	SO	LOB
30 Elliot Johnson, S (1, 6) OBP: 0.500, SLG: 1.200 80 Joey Wendle, L (7, 4) OBP: 0.167, SLG: 0.167	B FF 93 C FF 93 S FF 93 X FF 95 1-2 ① F8		B CU 79 C FF 93 X CH 88 1-1 ② G6-3		X FF 90 0-0 ② F8		X SL 90 0-0 9 HR 2-H 3B		B FF 93 C FC 89 F FC 89 B CU 74 X CU 77 2-2 E9 67 2B	4 1	1 1	1 0	1 0	0 0	0 0	1 0
9 Ryan Raburn, R (1, 10) OBP: 0.636, SLG: 1.333 67 Francisco Lindor, S (9, PH) OBP: 0.333, SLG: 0.778 (9, 10)	C FF 93 B CU 79 B CU 80 C FF 94 B FF 94 F FF 95 F FF 95 X FF 95 3-2 1B		B CH 88 X FF 94 1-0 ③ G6-3		C CU 73 C SL 87 H CU 74 1-2 1-2 HBP		X SI 90 0-0 3-H HR		C FC 89 B SI 94 B FC 88 X SI 93 2-1 75 E 75 3B 2-H 2B	3 1	1 1	2 1	2 1	0 0	0 0	0 0
11 Jeff Francoeur, R (1, 9) OBP: 0.364, SLG: 0.400 75 Carlos Moncrief, L (5, 9) OBP: 0.333, SLG: 0.455	C FF 93 F CH 88 F FF 95 X CU 82 0-2 ② L4			C FF 91 B FF 95 F FF 94 B FF 96 B FF 96 X FF 95 3-2 8 1B 26 G6-4-3 2B	B FF 90 C SL 87 X SL 87 1-1 ③ G5-3		C SL 83 S SL 82 S SL 83 0-3 ② K		B FF 92 B FC 90 2 SAFE X FC 89 2-0 76 1B 2-H 3B	3 2	1 1	1 1	0 1	0 0	0 1	3 0
8 Lonnie Chisenhall, L (1, 5) OBP: 0.429, SLG: 0.273 76 Ryan Rohlinger, R (6, 5) OBP: 0.429, SLS: 0.500	C FF 95 B CH 88 X FF 95 1-1 ③ G5-3			F FF 94 S FF 93 X FF 96 0-2 26 G6-4-3 2-3 1B		B FF 91 F SI 90 X SL 85 1-1 ① G3	B SL 85 B SI 90 B FF 90 B SL 87 4-0 BB		B FF 92 C FF 92 S CU 75 X FF 95 1-2 74 G3-1 26 BB 3-H 1B	3 1	0 0	1 1	0 1	0 0	0 0	1 0
26 Matt Carson, R (1, 7) OBP: 0.200, SLG: 0.214		C FF 91 S FF 92 B FF 93 B CU 80 X FF 94 2-2 1 G5-3 2B		F FF 94 X FF 92 0-1 ①② G6-4-3 1-2f 3-H		B SI 92 B CH 84 B SI 89 C FF 90 F FF 90 F SL 86 F SL 91 S SL 86 3-3 ② K	X FF 90 0-0 ③ F9		B FC 88 F SI 92 S FC 89 D CU 75 B FC 89 B FC 87 4-2 74 G3-1 1-2 BB	4 0	0 1	1 0	0 1	1 1	1 2	2 2
74 Jesús Aguilar, R (1, 3)		C FF 93 B FA 89 C CH 87 S CU 81 1-3 ① K		S FF 95 B FF 94 B SL 89 B FF 95 C FF 92 F SL 89 B FF 96 4-2 1 FC6-4 BB		S SL 86 C FF 89 X CU 74 0-2 ③ P6		C FF 87 F FF 87 B CH 78 X CH 79 1-2 ① G6-3	B SI 88 C SL 80 X SL 78 1-1 ② G3-1 1-2 2-3	4 0	0 0	0 0	1 1	1 1	3 3	4 3
1 David Adams, R (1, 4) OBP: 0.313, SLG: 0.286 40 Justin Sellers, R (7, 6) OBP: 0.500, SLG: 0.500		F FF 93 X FF 94 0-1 ② G5-3 2-3		S FF 92 X FF 92 0-1 ③ FC6-4 1-2f			B SI 89 C FF 90 F SL 82 B FF 90 X SL 84 2-2 57 E 2B	C FF 86 S CH 80 X FF 88 0-2 72 SI 08 1B	S SL 79 C SL 78 D SL 76 F SI 90 F SL 76 T SL 77 1-2 ③ K	3 2	1 0	1 1	0 0	0 1	0 2	2 2
6 Nyjer Morgan, L (1, 8) OBP: 0.333, SLG: 0.214 72 Tyler Naquin, L (7, 8) OBP: 0.545, SLG: 0.714		S FF 94 S FA 89 D CU 83 B FF 96 F FF 95 X CU 82 2-2 ③ G4-3			X SI 89 0-0 ① B2-3		B SL 89 X SL 89 1-0 ① P5	1 SAFE B FF 89 C FF 87 S SL 78 B SL 79 B FF 89 F FF 89 F FF 87 F FF 86 3-3 ②③ C FF 88 K 1-2		3 1	0 0	0 0	0 0	0 1	0 1	2 1
12 Matt Treanor, R (1, 2) 57 Luke Carlin, S (6, 2) OBP: 0.143, SLG: 0.143			B FF 93 B FF 93 C FF 93 X FF 93 2-1 ① G5-3		C SI 89 S SL 87 H FF 94 1-2 9 HBP HBP		C FF 89 D SL 84 C SL 90 X SL 83 1-2 E5 30 3B 2-H		B SI 93 C FF 90 X FC 89 1-1 ① G6-3	1 2	0 1	0 0	0 0	0 0	0 0	0 0

Inning Stats	1	2	3	4	5	6	7	8	9
	R: 0 E: 0 K: 0 S: 14	H: 1 LOB: 1 BB: 0 P: 19	R: 0 E: 0 K: 1 S: 12	H: 1 LOB: 1 BB: 0 P: 17	R: 0 E: 0 K: 0 S: 5	H: 0 LOB: 0 BB: 0 P: 9	R: 1 E: 0 K: 0 S: 13	H: 2 LOB: 1 BB: 1 P: 20	R: 0 E: 0 K: 0 S: 8	H: 0 LOB: 2 BB: 0 P: 11	R: 0 E: 0 K: 1 S: 10	H: 0 LOB: 0 BB: 0 P: 14	R: 4 E: 1 K: 1 S: 13	H: 3 LOB: 1 BB: 1 P: 21	R: 0 E: 0 K: 1 S: 12	H: 1 LOB: 0 BB: 0 P: 16	R: 3 E: 2 K: 1 S: 20	H: 3 LOB: 2 BB: 1 P: 34

	AB	38
	R	8
	H	11
	RBI	6
	BB	3
	SO	5
	LOB	17

	1B: 4	SF: 0	WP: 0	PA: 43
	2B: 4	SAC: 0	PB: 0	
	3B: 2	DP: 1	SB: 0	
	HR: 1	HBP: 2	CS: 0	

PITCHER		IP	WLS	BF	H	R	ER	SO	BB	IBB	HBP	BLK	WP	HR	S	P	ERA	WHIP
65 James Paxton, L ERA:	(1, 1)	3.0		11	2	0	0	1	0	0	0	0	0	0	31	45	0.00	0.667
37 Brandon Maurer, R ERA: 4.5	(4, 1)	2.0		10	2	1	1	0	1	0	2	0	0	0	21	31	4.50	1.500
44 Lucas Luetge, L ERA: 7.36	(6, 1)	1.2	B	10	3	4	3	2	1	0	0	0	0	1	22	34	16.20	2.400
84 Stephen Shackleford, R ERA:	(7, 1)	0.1		1	0	0	0	0	0	0	0	0	0	0	1	1	0.00	0.000
97 Joe Beimel, L ERA: 3.0	(8, 1)	1.0		3	1	0	0	1	0	0	0	0	0	0	12	16	0.00	1.000

PITCHER		IP	WLS	BF	H	R	ER	SO	BB	IBB	HBP	BLK	WP	HR	S	P	ERA	WHIP
40 Danny Farquhar, R ERA: 7.71	(9, 1)	0.1	L	6	3	3	2	0	1	0	0	0	0	0	13	25	54.00	12.000
30 Bobby LaFromboise, L ERA:	(9, 1)	0.2		2	0	0	0	1	0	0	0	0	0	0	7	9	0.00	0.000

Cleveland Indians @ Seattle Mariners

Peoria Stadium, Peoria, AZ

Wed Mar 05 2014, 3:08 PM - 6:07 PM EST

Att. 4,704 - Cloudy - 74 F

livebaseballscorecards.com

BOTTOM

Batter	1	2	3	4	5	6	7	8	9	AB	R	H	RBI	BB	SO	LOB
36 Abraham Almonte, S (1, 8) OBP: 0.235, SLG: 0.400	HR			M CU 80 B FF 92 B SL 87 X SL 87 2-1 ③ G3			X FF 97 0-0 ① G4-3			3	1	1	1	0	0	3
99 James Jones, L (7, 8) OBP: 0.333, SLG: 0.533	X FF 93 0-0 ③ 1-2* FC6-4									1	0	0	0	0	0	0
15 Kyle Seager, L (1, 5) OBP: 0.200, SLG: 0.300	C FF 91 B FF 90 B CH 83 F FF 90 F FF 91 F CU 75 B FF 92 X FF 90	3-2 22 1B 55 BB 2B	C FF 92 B SL 78 B FF 92 C FF 93 X FF 94 2-2 ① F8		X FC 91 0-0 ① G4-3		C FF 95 C FF 97 B FF 97 F FF 97 B SL 86 B FF 96 F FF 94 S FF 94 3-3 ② K			3	1	1	0	0	0	0
69 Ty Kelly, S (6, 4)										1	0	0	0	0	1	0
22 Robinson Canó, L (1, 4) OBP: 0.538, SLG: 0.500	B CU 75 B FF 92 C FF 91 F FF 92 B CH 84 X SL 81	3-2 55 BB 6 1B 17 BB 2-3 1B	B FF 93 X FF 94 1-0 ② G6-3		C FC 91 X FF 89 0-1 ② G4-3		B FF 97 X FF 95 1-0 ③ L8			3	1	1	0	0	0	0
1 Carlos Triunfel, R (6, 5) OBP: 0.222, SLG: 0.143										1	0	0	0	0	0	0
17 Justin Smoak, S (1, 3) OBP: 0.429, SLG: 0.455	B FF 90 S FF 90 S CH 83 B FF 92 F CH 82 B CU 73 B FF 88	4-2 55 BB 6 1B 1-2 BB	C FF 92 B SL 78 B SL 79 B FF 94 S FF 92 S FF 92 3-3 ③ K		C FC 92 B FF 89 B FC 92 F FC 90 B CU 78 S FC 91 3-3 ③ K			B FF 96 B FF 96 X FF 95 2-0 ① G6-3		2	1	0	0	1	2	0
63 Jesus Montero, R (7, 3) OBP: 0.100, SLG: 0.100										1	0	0	0	0	0	0
20 Logan Morrison, L (1, 10) OBP: 0.313, SLG: 0.400	C FF 91 B CH 83 B SI 92 F FF 89 C FF 91 2-3 ① K		C FF 90 B SI 91 B SL 81 C FF 90 C SL 81 2-3 ① K			X FF 90 0-0 E9 55 G4-3		F FF 97 X FF 97 0-1 ② F7		3	1	0	0	0	2	3
66 Ji Man Choi, L (8, PH) OBP: 0.333, SLG: 0.444										1	0	0	0	0	0	0
(9, 10)																
13 Dustin Ackley, L (1, 7) OBP: 0.500, SLG: 0.923	F FF 92 F FF 90 B FF 91 B FF 92 D CU 75 F FF 90 S FF 90 3-3 ② K		B SL 81 B FF 91 B FF 91 C FF 91 X FF 90 3-1 ② G4-3			B FF 90 B FF 90 X FF 90 2-0 ① P6		S SL 83 X SL 83 0-1 ③ G6-3		3	0	0	0	0	1	4
7 Stefen Romero, R (7, 7)										1	0	0	0	0	0	0
55 Michael Saunders, L (1, 9) OBP: 0.333, SLG: 0.300	B FF 92 D FF 92 B FF 94 B FF 93 4-0 3 WP 6 1B 1-2 2-3 3-H BB		B FF 90 C SL 83 F FF 90 F SL 82 X SL 79 1-2 ③ G3-1			C FF 90 B FF 91 X FF 90 1-1 ② G4-3 3-H			B FF 92 B FF 92 C FF 91 F FF 91 C SL 82 2-3 ① K	2	0	0	2	1	0	0
39 Xavier Avery, L (7, 9) OBP: 0.385, SLG: 0.273										1	0	0	0	0	1	0
6 Nick Franklin, S (1, 6) OBP: 0.333, SLG: 0.667	B FF 93 F FF 95 B FF 94 X FF 92 2-1 ① 3 WP 1-2 2-H 3-H 1B			X SL 88 0-0 ① B1-3		B FF 90 X FF 90 1-0 E4 3 S			F FF 90 X FF 91 0-1 ② G6-3	3	0	1	2	0	0	0
74 Chris Taylor, R (7, 6) OBP: 0.200, SLG: 0.444										1	0	0	0	0	0	0
3 Mike Zunino, R (1, 2) OBP: 0.455, SLG: 0.778	B SL 80 C FF 94 B FF 94 B FF 93 C FF 94 F FF 94 B FF 94 4-2 36 FC6-4 1-2 2-3 BB			C SI 92 B FF 92 B FF 92 C SL 87 C CU 80 2-3 ② K		D FS 82 1 SAFE 1 SAFE B FF 91 B FF 91 X FF 89 3-0 ③ P3 1-2			B CH 80 X FF 90 1-0 ③ G6-3	2	0	0	0	1	1	1
35 Humberto Quintero, R (7, 2) OBP: 0.333, SLG: 0.333										1	0	0	0	0	0	0

Inning Stats																																
	R: 4 E: 0 K: 2 S: 25	H: 4 LOB: 3 BB: 3 P: 51		R: 0 E: 0 K: 1 S: 7	H: 0 LOB: 0 BB: 0 P: 13		R: 0 E: 0 K: 1 S: 10	H: 0 LOB: 0 BB: 0 P: 16		R: 0 E: 0 K: 1 S: 6	H: 0 LOB: 0 BB: 0 P: 10		R: 0 E: 0 K: 1 S: 6	H: 0 LOB: 0 BB: 0 P: 9		R: 1 E: 2 K: 0 S: 6	H: 0 LOB: 1 BB: 0 P: 13		R: 0 E: 0 K: 1 S: 7	H: 0 LOB: 0 BB: 0 P: 11		R: 0 E: 0 K: 0 S: 5	H: 0 LOB: 0 BB: 0 P: 7		R: 0 E: 0 K: 1 S: 6	H: 0 LOB: 0 BB: 0 P: 9	1B: 2 2B: 1 3B: 0 HR: 1	SF: 0 SAC: 0 DP: 0 HBP: 0	WP: 1 PB: 0 SB: 1 CS: 0	PA: 36

PITCHER		IP	WLS	BF	H	R	ER	SO	BB	IBB	HBP	BLK	WP	HR	S	P	ERA	WHIP
77 Travis Banwart, R	(1, 1)	0.2		6	3	4	4	2	1	0	0	0	0	1	19	35	54.00	6.000
ERA: 21.6																		
50 Nick Hagadone, L	(1, 1)	1.1		7	1	0	0	1	2	0	0	0	1	0	13	29	0.00	2.250
ERA:																		
61 Colt Hynes, L	(3, 1)	1.0		3	0	0	0	1	0	0	0	0	0	0	10	16	0.00	0.000
ERA: 6.75																		
48 Scott Atchison, R	(4, 1)	1.0		3	0	0	0	1	0	0	0	0	0	0	6	10	0.00	0.000
ERA:																		
27 Bryan Shaw, R	(5, 1)	1.0		3	0	0	0	1	0	0	0	0	0	0	6	9	0.00	0.000
ERA:																		

PITCHER		IP	WLS	BF	H	R	ER	SO	BB	IBB	HBP	BLK	WP	HR	S	P	ERA	WHIP
53 David Aardsma, R	(6, 1)	1.0		5	0	1	0	0	0	0	0	0	0	0	6	13	0.00	0.000
ERA: 6.0																		
49 Blake Wood, R	(7, 1)	1.0		3	0	0	0	1	0	0	0	0	0	0	7	11	0.00	0.000
ERA: 3.0																		
73 Austin Adams, R	(8, 1)	1.0	W	3	0	0	0	0	0	0	0	0	0	0	5	7	0.00	0.000
ERA:																		
88 Josh Outman, L	(9, 1)	1.0	S	3	0	0	0	1	0	0	0	0	0	0	6	9	0.00	0.000
ERA:																		

AB	33
R	5
H	4
RBI	5
BB	3
SO	8
LOB	11

Batter	1	2	3	4	5	6	7	8	9	AB	R	H	RBI	BB	SO	LOB
43 Emilio Bonifácio, S (1, 7) OBP: 0.250, SLG: 0.417 28 Chris Coghlan, L (7, 7) OBP: 0.111, SLG: 0.111	G3-1		8 FC5-4 1B		B2		77 S 1B		G3	4 1	0 0	2 0	0 0	0 0	0 0	2 0
8 Donnie Murphy, R (1, 5) OBP: 0.182, SLG: 0.273 77 Kris Bryant, R (6, 5) OBP: 0.200, SLG: 0.800	44 1B 2B		FC5-4 19 L9-3 1-2f		K		1-2 K		K	3 2	0 0	1 0	0 0	0 0	1 2	3 1
19 Nate Schierholtz, L (1, 9) OBP: 0.273, SLG: 0.300 38 John Baker, L (6, 2) OBP: 0.500, SLG: 0.667	44 1B BB		L9-3 1-1		F8		K			2 1	0 0	0 0	0 0	1 0	0 1	3 1
44 Anthony Rizzo, L (1, 10) OBP: 0.545, SLG: 0.700 68 Jorge Soler, R (8, PH) (8, 10)	1-2 2-3 1B			1B	K			27 CS BB		3 0	0 0	2 0	0 0	0 1	1 0	0 0
5 Welington Castillo, R (1, 2) OBP: 0.375, SLG: 0.333 7 Brett Jackson, L (6, PR) (6, 9)	K			F8	15 1B 30 1B BB			K		2 1	0 0	0 0	0 0	1 0	1 1	4 1
30 Mike Olt, R (1, 3) OBP: 0.333, SLG: 0.833 27 Josh Vitters, R (6, 3) OBP: 0.667, SLG: 0.500	F8			K	15 1B 1-2 1B			22 1B 1-2 BB		3 0	0 0	1 0	0 0	0 1	1 0	4 0
15 Darwin Barney, R (1, 6) OBP: 0.364, SLG: 0.727 22 Logan Watkins, L (6, 6) OBP: 0.167, SLG: 0.167		K		L8	78 G6-3 1-2 2-3 1B			1-2 1B		3 1	0 0	1 1	0 0	0 0	1 0	1 0
78 Albert Almora Jr., R (1, 8) OBP: 0.500, SLG: 0.667 72 Matt Szczur, R (7, 8)		K			75 BB 1B	G6-3 1-2f		G1-3		3 1	0 0	1 0	0 0	0 0	1 0	3 2
75 Arismendy Alcántara, S (1, 4) 4 Ryan Roberts, R (7, 4) OBP: 0.222, SLG: 0.333		G3			1-2 BB		K		F8	2 1	0 0	0 0	0 0	1 0	1 0	0 0
Inning Stats	R: 0 E: 0 K: 1 S: 7 H: 2 LOB: 3 BB: 1 P: 11	R: 0 E: 0 K: 2 S: 7 H: 0 LOB: 0 BB: 0 P: 7	R: 0 E: 0 K: 0 S: 3 H: 1 LOB: 0 BB: 0 P: 3	R: 0 E: 0 K: 1 S: 6 H: 1 LOB: 1 BB: 0 P: 6	R: 0 E: 0 K: 1 S: 6 H: 1 LOB: 2 BB: 1 P: 10	R: 0 E: 0 K: 1 S: 6 H: 2 LOB: 3 BB: 1 P: 10	R: 0 E: 0 K: 3 S: 10 H: 1 LOB: 1 BB: 0 P: 11	R: 0 E: 0 K: 1 S: 6 H: 1 LOB: 2 BB: 2 P: 14	R: 0 E: 0 K: 1 S: 5 H: 0 LOB: 0 BB: 0 P: 5	1B: 8 2B: 2 3B: 0 HR: 0	SF: 0 SAC: 0 DP: 2 HBP: 0				WP: 0 PB: 0 SB: 1 CS: 1	PA: 38	

PITCHER		IP	WLS	BF	H	R	ER	SO	BB	IBB	HBP	BLK	WP	HR	S	P	ERA	WHIP
63 Justin Masterson, R ERA:	(1, 1)	3.0		12	3	0	0	3	1	0	0	0	0	0	17	21	0.00	1.333
54 Aaron Harang, R ERA: 1.8	(4, 1)	2.0	W	9	2	0	0	2	1	0	0	0	0	0	12	16	0.00	1.500
47 Trevor Bauer, R ERA: 3.6	(6, 1)	2.0	H	9	3	0	0	4	1	0	0	0	0	0	16	21	0.00	2.000
20 C.C. Lee, R ERA: 6.0	(8, 1)	1.0	H	5	1	0	0	1	2	0	0	0	0	0	6	14	0.00	3.000
51 Scott Barnes, L ERA: 3.0	(9, 1)	1.0	S	3	0	0	0	1	0	0	0	0	0	0	5	5	0.00	0.000

PITCHER	IP	WLS	BF	H	R	ER	SO	BB	IBB	HBP	BLK	WP	HR	S	P	ERA	WHIP

TOP

Chicago Cubs @ Cleveland Indians

Goodyear Ballpark, Goodyear, AZ

Thu Mar 06 2014, 3:08 PM - 5:47 PM EST

Att. 3,303 - Cloudy - 77 F

livebaseballscorecards.com

AB	33
R	0
H	9
RBI	0
BB	5
SO	11
LOB	25

BOTTOM

Chicago Cubs @ Cleveland Indians

Goodyear Ballpark, Goodyear, AZ

Thu Mar 06 2014, 3:08 PM - 5:47 PM EST

Att. 3,303 - Cloudy - 77 F

Batter	1	2	3	4	5	6	7	8	9	AB	R	H	RBI	BB	SO	LOB
24 Michael Bourn, L (1, 8) OBP: 0.100, SLG: 0.100	G6-3		K		B5-3		K			3	0	0	0	0	1	0
72 Tyler Naquin, L (6, 8) OBP: 0.500, SLG: 0.625										1	0	0	0	0	1	1
33 Nick Swisher, S (1, 3) OBP: 0.333, SLG: 0.143	F8			41 G3 / 22 1B / 13 BB / 1B	BB			K		2	1	1	0	1	0	0
46 David Cooper, L (6, 3)										1	0	0	0	0	1	0
22 Jason Kipnis, L (1, 4) OBP: 0.385, SLG: 0.545	F8			13 BB / 41 G3 / 1-2 / 1B	F9			F8		3	0	1	0	0	0	1
62 José Ramírez, S (6, 4)										1	0	0	0	0	0	0
41 Carlos Santana, S (1, 5) OBP: 0.182, SLG: 0.273		F9		G3 1-2 2-3		P4		G6-3		3	0	0	0	0	0	2
76 Ryan Rohlinger, R (8, 5) OBP: 0.375, SLG: 0.400										1	0	0	0	0	0	0
23 Michael Brantley, L (1, 7) OBP: 0.545, SLG: 0.556		2B		13 BB / HBP		F7				2	0	1	0	0	0	0
26 Matt Carson, R (7, 7) OBP: 0.200, SLG: 0.214										0	0	0	0	0	0	0
13 Asdrúbal Cabrera, S (1, 6) OBP: 0.308, SLG: 0.273	K			1-2 / 2-3 / 3-H / BB		G4-3				2	0	0	1	1	1	1
78 Erik González, R (7, 6) OBP: 0.500, SLG: 0.571										0	0	0	0	0	0	0
10 Yan Gomes, R (1, 10) OBP: 0.182, SLG: 0.100	F8		K			F9				3	0	0	0	0	1	4
7 David Murphy, L (1, 9) OBP: 0.300, SLG: 0.444		F8	G4-3			1B				3	0	1	0	0	0	3
75 Carlos Moncrief, L (7, PR) OBP: 0.333, SLG: 0.455 (8, 9)										0	0	0	0	0	0	0
79 Roberto Pérez, R (1, 2)			K		K	P3				2	0	0	0	0	2	0
68 Jake Lowery, L (6, 2) OBP: 0.333, SLG: 1.333										1	0	0	0	0	0	1
Inning Stats	R: 0 E: 0 K: 0 S: 3 H: 0 LOB: 0 BB: 0 P: 3	R: 0 E: 0 K: 1 S: 6 H: 1 LOB: 1 BB: 0 P: 6	R: 0 E: 0 K: 2 S: 7 H: 0 LOB: 0 BB: 0 P: 7	R: 1 E: 0 K: 1 S: 7 H: 2 LOB: 3 BB: 1 P: 12	R: 0 E: 0 K: 1 S: 5 H: 0 LOB: 1 BB: 1 P: 9	R: 0 E: 0 K: 0 S: 3 H: 0 LOB: 0 BB: 0 P: 3	R: 0 E: 0 K: 1 S: 6 H: 1 LOB: 1 BB: 0 P: 6	R: 0 E: 0 K: 1 S: 5 H: 0 LOB: 0 BB: 0 P: 5		1B: 3 2B: 1 3B: 0 HR: 0 SF: 0 SAC: 0 DP: 0 HBP: 1						

livebaseballscorecards.com

AB	28
R	1
H	4
RBI	1
BB	2
SO	7
LOB	13

WP: 0 PB: 0 SB: 0 CS: 0 PA: 31

PITCHER	IP	WLS	BF	H	R	ER	SO	BB	IBB	HBP	BLK	WP	HR	S	P	ERA	WHIP
37 Travis Wood, L (1, 1) ERA:	3.0		10	1	0	0	3	0	0	0	0	0	0	16	16	0.00	0.333
52 Justin Grimm, R (4, 1) ERA: 4.5	1.0	L	7	2	1	1	1	1	0	1	0	0	0	7	12	9.00	3.000
56 Héctor Rondón, R (5, 1) ERA:	1.0		4	0	0	0	1	1	0	0	0	0	0	5	9	0.00	1.000
12 Chang-Yong Lim, R (6, 1) ERA:	1.0		3	0	0	0	0	0	0	0	0	0	0	3	3	0.00	0.000
73 Marcus Hatley, R (7, 1) ERA:	1.0		4	1	0	0	1	0	0	0	0	0	0	6	6	0.00	1.000

PITCHER	IP	WLS	BF	H	R	ER	SO	BB	IBB	HBP	BLK	WP	HR	S	P	ERA	WHIP
65 Tommy Hottovy, L (8, 1) ERA:	1.0		3	0	0	0	1	0	0	0	0	0	0	5	5	0.00	0.000

Cleveland Indians @ Chicago Cubs

Cubs Park, Mesa, AZ

Fri Mar 07 2014, 3:08 PM - 6:07 PM EST

Att. 13,440 - Sunny - 73 F

TOP

livebaseballscorecards.com

Batter	1	2	3	4	5	6	7	8	9	AB	R	H	RBI	BB	SO	LOB
6 Nyjer Morgan, L (1, 8) OBP: 0.381, SLG: 0.250	4 HR 1B		K		10 G6-4-3 8 HBP BB	F7			76 1B 40 BB 81 BB 1B	2	1	1	0	1	1	0
72 Tyler Naquin, L (5, 8) OBP: 0.500, SLG: 0.600										2	1	1	0	0	0	2
4 Mike Aviles, R (1, 6) OBP: 0.600, SLG: 1.111	HR		10 S 10 2B HBP		F7	G6-3			81 BB 76 1B 1 SF8 BB	2	2	1	2	0	0	1
40 Justin Sellers, R (5, 6) OBP: 0.500, SLG: 0.333										1	1	0	0	1	0	0
8 Lonnie Chisenhall, L (1, 5) OBP: 0.389, SLG: 0.214	F7		K		10 G6-4-3 HBP	L1			1 SF8 81 BB 1B	3	0	0	0	0	1	1
76 Ryan Rohlinger, R (7, 5) OBP: 0.444, SLG: 0.500										1	0	1	1	0	0	0
10 Yan Gomes, R (1, 2) OBP: 0.200, SLG: 0.214	F8		2B		G6-4-3	K			BB	4	0	1	1	0	1	2
81 Tony Wolters, L (7, 2) OBP: 0.750, SLG: 0.500										0	0	0	1	1	0	0
25 Jason Giambi, L (1, 10)	G3-1		HBP			11 FC6-4 75 1B 46 1B BB	K	SF8		1	0	0	0	0	0	0
1 David Adams, R (6, PH) OBP: 0.316, SLG: 0.267 (6, 10)										1	1	0	1	1	1	0
9 Ryan Raburn, R (1, 9) OBP: 0.667, SLG: 1.400		11 L8 2B	F8			11 FC6-4 1B	K	K	K	1	0	1	0	0	0	0
75 Carlos Moncrief, L (3, PH) OBP: 0.333, SLG: 0.429 (3, 9)										3	0	1	0	0	1	2
26 Matt Carson, R (9, PH) OBP: 0.188, SLG: 0.200 (9, 9)										1	0	0	0	0	1	2
11 Jeff Francoeur, R (1, 7) OBP: 0.286, SLG: 0.308		L8		G1-3		FC6-4 46 1B	G4-3			3	0	0	0	0	0	3
80 Joey Wendle, L (6, PR) OBP: 0.154, SLG: 0.154 (6, 4)										1	0	0	0	0	0	0
30 Elliot Johnson, S (1, 4) OBP: 0.385, SLG: 0.923		F8		K		K			K	3	0	0	0	0	2	3
74 Jesús Aguilar, R (6, 3)										1	0	0	0	0	1	0
46 David Cooper, L (1, 3) OBP: 0.286, SLG: 0.167		F7		G4-3					40 BB 72 1B 76 1B 1B	3	0	1	1	0	0	1
86 Tim Fedroff, L (6, 7) OBP: 1.000, SLG: 1.000						1B				1	1	1	0	0	0	0

AB	34
R	7
H	9
RBI	7
BB	4
SO	9
LOB	17

Inning Stats	1	2	3	4	5	6	7	8	9
	R: 2 E: 0 K: 0 S: 5	H: 2 LOB: 0 BB: 0 P: 7	R: 0 E: 0 K: 0 S: 4	H: 1 LOB: 1 BB: 0 P: 4	R: 1 E: 0 K: 2 S: 8	H: 1 LOB: 2 BB: 0 P: 11	R: 0 E: 0 K: 1 S: 5	H: 0 LOB: 0 BB: 0 P: 5	R: 0 E: 0 K: 0 S: 2	H: 0 LOB: 1 BB: 1 P: 7
	R: 1 E: 0 K: 1 S: 7	H: 2 LOB: 2 BB: 1 P: 11	R: 0 E: 0 K: 1 S: 5	H: 0 LOB: 0 BB: 0 P: 5	R: 0 E: 0 K: 2 S: 7	H: 0 LOB: 0 BB: 0 P: 7	R: 3 E: 0 K: 2 S: 10	H: 3 LOB: 2 BB: 2 P: 18	1B: 6 2B: 2 3B: 0 HR: 1	SF: 1 SAC: 0 DP: 1 HBP: 3

WP: 0	PA: 42
PB: 0	
SB: 1	
CS: 0	

PITCHER		IP	WLS	BF	H	R	ER	SO	BB	IBB	HBP	BLK	WP	HR	S	P	ERA	WHIP
36 Edwin Jackson, R ERA: 7.2	(1, 1)	3.0	L	15	4	3	3	2	0	0	2	0	0	1	17	22	9.00	1.333
33 Carlos Villanueva, R ERA: 7.71	(4, 1)	2.2		12	2	1	1	2	2	0	1	0	0	0	13	22	3.38	1.500
83 Yoanner Negrin, R ERA:	(6, 1)	0.1		1	0	0	0	0	0	0	0	0	0	0	1	1	0.00	0.000
53 Wesley Wright, L ERA: 12.0	(7, 1)	1.0		3	0	0	0	1	0	0	0	0	0	0	5	5	0.00	0.000
47 Arodys Vizcaíno, R ERA:	(8, 1)	1.0		3	0	0	0	2	0	0	0	0	0	0	7	7	0.00	0.000
50 Blake Parker, R ERA: 15.43	(9, 1)	0.1		2	0	0	0	1	0	0	0	0	0	0	4	4	0.00	0.000
90 Frank Batista, R ERA: 10.8	(9, 1)	0.2		6	3	3	3	1	2	0	0	0	0	0	6	14	81.00	15.000

Batter	1	2	3	4	5	6	7	8	9	AB	R	H	RBI	BB	SO	LOB
15 Darwin Barney, R (1, 10) OBP: 0.267, SLG: 0.533	G5-3		K			P3		L7		4	0	0	0	0	1	0
4 Ryan Roberts, R (1, 4) OBP: 0.333, SLG: 0.500 75 Arismendy Alcántara, S (6, PR) (7, 4)	K		44 CS 1B			2B			G3	3 1	0 0	2 0	0 0	0 0	1 0	0 0
44 Anthony Rizzo, L (1, 3) OBP: 0.500, SLG: 0.615 85 Daniel Vogelbach, L (7, 3)	1B		K 1-2			K			K	3 1	0 0	1 0	0 0	0 0	2 1	2 0
20 Justin Ruggiano, R (1, 9) OBP: 0.545, SLG: 0.889 54 Darnell McDonald, R (7, 9) OBP: 0.333, SLG: 0.143	K			G6-3		F9			K	3 1	0 0	0 0	0 0	0 0	1 1	2 0
6 Ryan Sweeney, L (1, 8) OBP: 0.091, SLG: 0.091 72 Matt Szczur, R (8, 8)		E7 9 E 77 HR		K			G3			3 0	1 0	0 0	0 0	0 0	1 0	0 0
70 Javier Báez, R (1, 6) OBP: 0.333, SLG: 0.800 76 Jeudy Valdez, R (8, 6) OBP: 0.200, SLG: 0.200		F7		G6-3			G6-3			3 0	0 0	0 0	0 0	0 0	0 0	1 0
9 George Kottaras, L (1, 2) OBP: 0.333, SLG: 0.800 32 Eli Whiteside, R (7, 2)		K 1-3			K		K			2 1	0 0	0 0	0 0	0 0	2 1	1 0
77 Kris Bryant, R (1, 5) OBP: 0.250, SLG: 1.000 94 Jeimer Candelario, S (9, 5)		3-H HR			K			K		3 0	1 0	1 0	2 0	0 0	2 0	0 0
48 Aaron Cunningham, R (1, 7) OBP: 0.200, SLG: 0.200 7 Brett Jackson, L (8, 7)		K			K			K		2 1	0 0	0 0	0 0	0 0	2 1	0 0
Inning Stats	R: 0 E: 0 K: 2 S: 8 H: 1 LOB: 1 BB: 0 P: 8	R: 2 E: 2 K: 2 S: 9 H: 1 LOB: 0 BB: 0 P: 11	R: 0 E: 0 K: 2 S: 7 H: 1 LOB: 0 BB: 0 P: 7	R: 0 E: 0 K: 1 S: 5 H: 0 LOB: 0 BB: 0 P: 5	R: 0 E: 0 K: 3 S: 9 H: 0 LOB: 0 BB: 0 P: 9	R: 0 E: 0 K: 1 S: 6 H: 1 LOB: 1 BB: 0 P: 6	R: 0 E: 0 K: 1 S: 5 H: 0 LOB: 0 BB: 0 P: 5	R: 0 E: 0 K: 2 S: 7 H: 0 LOB: 0 BB: 0 P: 7	R: 0 E: 0 K: 2 S: 7 H: 0 LOB: 0 BB: 0 P: 7	1B: 2 2B: 1 3B: 0 HR: 1	SF: 0 SAC: 0 DP: 0 HBP: 0			WP: 0 PB: 0 SB: 0 CS: 1	PA: 31		

PITCHER	IP	WLS	BF	H	R	ER	SO	BB	IBB	HBP	BLK	WP	HR	S	P	ERA	WHIP
59 Carlos Carrasco, R (1, 1) ERA: 1.29	3.0	W	12	3	2	0	6	0	0	0	0	0	1	24	26	0.00	1.000
28 Corey Kluber, R (4, 1) ERA: 3.0	3.0	H	10	1	0	0	5	0	0	0	0	0	0	20	20	0.00	0.333
52 Vinnie Pestano, R (7, 1) ERA:	1.0	H	3	0	0	0	1	0	0	0	0	0	0	5	5	0.00	0.000
49 Blake Wood, R (8, 1) ERA: 2.25	1.0	H	3	0	0	0	2	0	0	0	0	0	0	7	7	0.00	0.000
71 Bryan Price, R (9, 1) ERA:	1.0		3	0	0	0	2	0	0	0	0	0	0	7	7	0.00	0.000

PITCHER	IP	WLS	BF	H	R	ER	SO	BB	IBB	HBP	BLK	WP	HR	S	P	ERA	WHIP

BOTTOM

Cleveland Indians @ Chicago Cubs

Cubs Park, Mesa, AZ

Fri Mar 07 2014, 3:08 PM - 6:07 PM EST

Att. 13,440 - Sunny - 73 F

livebaseballscorecards.com

AB	31
R	2
H	4
RBI	2
BB	0
SO	16
LOB	6

Batter	1	2	3	4	5	6	7	8	9	10	AB	R	H	RBI	BB	SO	LOB
24 Michael Bourn, L (1, 8) OBP: 0.071, SLG: 0.071 75 Carlos Moncrief, L (7, 9) OBP: 0.313, SLG: 0.400	B SI 91 X SI 92 1-0 ① G2-3	B CH 87 X CH 88 1-0 ② G3		B FF 92 1 SAFE S FF 92 C FF 93 C FF 93 1-3 ② K			F FF 91 C CU 76 F FF 92 F FF 90 B CH 84 S CH 81 1-3 ① K		B SI 90 C SI 91 S SI 84 C FF 89 1-3 ③ K		4 0 0 0 0 2 2 1 0 0 0 0 1 0						
33 Nick Swisher, S (1, 3) OBP: 0.308, SLG: 0.182 74 Jesús Aguilar, R (7, 3)	B SI 92 S FF 92 B SI 93 X SI 94 2-1 22 1B 41 1B 1B	B SI 93 F FF 92 X SL 86 1-1 ③ F8		X FF 93 0-0 ③ L1-3			B CU 76 C FF 92 F CU 77 B SL 84 S FF 91 2-3 ② K			F FF 90 B SL 86 F FF 91 F SL 86 S FF 92 1-3 ① K	4 1 1 0 0 1 2 1 0 0 0 0 1 0						
22 Jason Kipnis, L (1, 4) OBP: 0.412, SLG: 0.533 1 David Adams, R (7, 4) OBP: 0.300, SLG: 0.250	C SI 93 X CH 86 0-1 41 1B 23 1B 1-2 1B		C SL 85 B CH 86 C SI 93 B CH 86 S SL 86 2-3 ① K		X FF 93 0-0 41 G4-6-3 1B		B FF 93 C FF 92 X FF 92 1-1 ③ G6-3			C FF 92 C SL 88 B SL 87 B SL 86 X FF 92 2-2 ② G6-3	4 1 2 0 0 1 0 1 0 0 0 0 0 0						
41 Carlos Santana, S (1, 5) OBP: 0.200, SLG: 0.267 40 Justin Sellers, R (8, 5) OBP: 0.400, SLG: 0.250	B CH 86 F SI 94 X FF 92 1-1 13 G3-1 7 WP 23 1B 1-2 2-H 1B		C SL 84 B FF 93 X SI 93 1-1 ② G3		X FF 93 0-0 ①② G4-6-3 1-2f			C SL 83 F SI 92 F SI 93 B CH 86 F SL 81 B SI 92 X FF 92 2-2 ① G4-3		C CU 72 X FF 92 0-1 ③ L9	4 1 1 1 0 0 1 1 0 0 0 0 0 0						
23 Michael Brantley, L (1, 7) OBP: 0.667, SLG: 0.846 72 Tyler Naquin, L (8, PR) OBP: 0.500, SLG: 0.600 (8, 8)	X SI 92 0-0 7 WP 13 G3-1 1-2 2-H 1B		C SI 93 B SL 85 X SI 93 1-1 1B		C FF 93 B FF 94 B FF 94 F FF 92 X FF 94 2-2 2B			X SI 92 0-0 13 2B 2B			4 0 4 1 0 0 0 0 1 0 0 0 0 0						
13 Asdrúbal Cabrera, S (1, 6) OBP: 0.294, SLG: 0.333 78 Erik González, R (8, PR) OBP: 0.500, SLG: 0.571 (8, 6)	X CH 86 0-0 ② G3-1 1-2 2-3		1 SAFE C SI 92 X SI 92 0-1 ③ F8		B FF 92 C SL 85 X SL 85 1-1 ③ G4-3			F SI 92 B CH 84 B SI 92 X SL 81 2-1 26 2-5 2-H 2B			4 0 1 1 0 0 4 0 0 0 0 0 0 0						
7 David Murphy, L (1, 10) OBP: 0.357, SLG: 0.364	B CH 86 B SI 92 B CH 85 F SI 93 C SI 93 B CH 88 4-2 2-3 3-H BB			C FF 93 C FF 92 B FF 91 B CH 85 B FF 92 F CH 83 B FF 92 4-2 12 FC6-4 30 1B BB		B FF 94 S FF 95 X FF 96 1-1 ① G1-3		B SI 92 B FF 92 C FF 92 X SI 91 2-1 ② P6			2 0 0 0 2 0 1						
30 Elliot Johnson, S (1, 9) OBP: 0.375, SLG: 0.813 26 Matt Carson, R (6, 9) OBP: 0.176, SLG: 0.188 (7, 8) (8, 7)	F SI 94 S SI 93 B SI 93 F CH 88 S CH 86 1-3 ③ K			B FF 91 B FF 92 X FF 92 2-0 12 FC6-4 1-2 1B		C FF 96 B SL 81 B CU 78 F FF 96 C FF 96 2-3 ② K		B SL 84 1-0 ③ 2-5 2-3	F SI 90 F SI 91 F FF 88 X FF 90 0-2 ① L7	3 0 1 0 0 2 2 1 0 0 0 0 0 0						
12 Matt Treanor, R (1, 2) 57 Luke Carlin, S (6, 2) OBP: 0.125, SLG: 0.125		C SI 91 F SI 92 S SL 87 0-3 ① K		C CH 82 X SL 85 0-1 ① FC6-4 1-2f 2-3		X FF 96 0-0 ③ F8			S SI 91 F FF 90 C SI 91 0-3 ② K	3 0 0 0 0 1 2 1 0 0 0 0 1 0						
Inning Stats	R: 3 H: 4 E: 0 LOB: 2 K: 1 BB: 1 S: 15 P: 24	R: 0 H: 0 E: 0 LOB: 0 K: 1 BB: 0 S: 6 P: 8	R: 0 H: 1 E: 0 LOB: 1 K: 1 BB: 0 S: 9 P: 13	R: 0 H: 1 E: 0 LOB: 2 K: 1 BB: 1 S: 10 P: 17	R: 0 H: 2 E: 0 LOB: 1 K: 0 BB: 0 S: 7 P: 10	R: 0 H: 0 E: 0 LOB: 0 K: 1 BB: 0 S: 6 P: 9	R: 0 H: 0 E: 0 LOB: 0 K: 2 BB: 0 S: 10 P: 14	R: 1 H: 2 E: 0 LOB: 1 K: 0 BB: 0 S: 10 P: 17	R: 0 H: 0 E: 0 LOB: 0 K: 2 BB: 0 S: 10 P: 11	R: 0 H: 0 E: 0 LOB: 0 K: 1 BB: 0 S: 9 P: 12	1B: 7 SF: 0 2B: 3 SAC: 0 3B: 0 DP: 1 HR: 0 HBP: 0						

PITCHER		IP	WLS	BF	H	R	ER	SO	BB	IBB	HBP	BLK	WP	HR	S	P	ERA	WHIP
55 Josh Johnson, R ERA: 5.4	(1, 1)	3.0		15	5	3	3	3	1	0	0	0	1	0	30	45	9.00	2.000
77 Leonel Campos, R ERA: 13.5	(4, 1)	1.0		5	1	0	0	1	1	0	0	0	0	0	10	17	0.00	2.000
59 Anthony Carter, R ERA: 2.08	(5, 1)	1.0		4	2	0	0	0	0	0	0	0	0	0	7	10	0.00	2.000
65 Adys Portillo, R ERA: 9.0	(6, 1)	1.0		3	0	0	0	1	0	0	0	0	0	0	6	9	0.00	0.000
71 Kevin Quackenbush, R ERA: 2.7	(7, 1)	1.0		3	0	0	0	2	0	0	0	0	0	0	10	14	0.00	0.000

PITCHER		IP	WLS	BF	H	R	ER	SO	BB	IBB	HBP	BLK	WP	HR	S	P	ERA	WHIP
33 Dale Thayer, R ERA: 3.0	(8, 1)	1.0		5	2	1	1	0	0	0	0	0	0	0	10	17	9.00	2.000
50 Nick Vincent, R ERA: 19.29	(9, 1)	1.0		3	0	0	0	2	0	0	0	0	0	0	10	11	0.00	0.000
58 Blaine Boyer, R ERA:	(10, 1)	1.0		3	0	0	0	1	0	0	0	0	0	0	9	12	0.00	0.000

TOP

Cleveland Indians @ San Diego Padres

Peoria Stadium, Peoria, AZ

Sat Mar 08 2014, 3:06 PM - 6:00 PM EST

Att. 5,635 - Partly Cloudy - 79 F

livebaseballscorecards.com

AB	38
R	4
H	10
RBI	3
BB	2
SO	10
LOB	14

WP: 1 PA: 40
PB: 0
SB: 0
CS: 0

Cleveland Indians @ San Diego Padres

Peoria Stadium, Peoria, AZ

Sat Mar 08 2014, 3:06 PM - 6:00 PM EST

Att. 5,635 - Partly Cloudy - 79 F

livebaseballscorecards.com

BOTTOM

Batter	1	2	3	4	5	6	7	8	9	10	AB	R	H	RBI	BB	SO	LOB
2 Everth Cabrera, S (1, 6) OBP: 0.389, SLG: 0.471 70 Austin Hedges, R (6, 2) OBP: 0.167, SLG: 0.091	B SI 88 C SI 89 B FF 88 X FF 89 2-1 23 1B 1B		C CU 79 B FF 91 B FF 91 S SL 88 S SI 92 2-3 ② K		B FF 94 D FF 94 X FF 93 2-0 ② G4-3 3-H		C SL 87 B FF 95 F SL 87 F FF 97 F FF 98 F FF 98 B FF 98 B SL 88 S FF 96 3-3 ② K		X FF 92 0-0 FC4 1-2		3 2	0 0	1 0	1 0	0 0	1 1	1 3
25 Will Venable, L (1, 8) OBP: 0.214, SLG: 0.154 67 Jonathan Galvez, R (6, 5) OBP: 0.455, SLG: 0.500	C FF 88 1 SAFE B SI 88 X SI 88 1-1 ① F9		B CU 79 B FF 92 X SI 92 2-0 ③ G5-3		C FF 94 B SL 80 B FF 93 C FF 92 B FF 94 S FF 94 3-3 ③ K		C SL 85 F FF 96 X 0-2 2-H 3-H 1B		B CH 86 C FF 92 D SI 84 X SL 84 2-1 ② F4		3 2	0 0	0 1	0 2	0 0	1 0	2 2
23 Yonder Alonso, L (1, 3) OBP: 0.333, SLG: 0.500 73 Cory Spangenberg, L (7, 4) OBP: 0.412, SLG: 0.286	C SI 88 B FF 87 1 SAFE 1 SAFE F FF 87 X SI 88 1-2 9 G6-4-3 1-2 1B			C FC 90 S CU 79 T FC 92 0-2 ① K		F FF 94 F FF 93 C SL 83 0-3 ① K	C SI 97 F CH 87 S CH 86 0-3 ③ K		S SL 87 F FC 88 F SL 81 F SL 88 B SL 88 F CH 85 X FF 92 1-2 ③ G4-3		3 2	0 0	1 0	0 0	0 0	2 1	0 3
9 Jedd Gyorko, R (1, 4) OBP: 0.278, SLG: 0.294 11 Alex Castellanos, R (7, 7) OBP: 0.333, SLG: 0.364	B CU 76 B SI 89 S FF 87 F FF 87 B SI 90 X FF 86 3-2 ② ③ G6-4-3 1-2f			X FC 92 0-0 12 1B 1B	B FF 93 B FF 93 B SL 80 C FF 92 C FF 92 S FF 92 3-3 ② K			C FF 96 S FF 95 C CU 83 0-3 ① K		F FF 90 B FF 90 X CH 83 1-1 ① F8	3 2	0 0	1 0	0 0	0 0	1 1	2 0
13 Chris Denorfia, R (1, 9) OBP: 0.167, SLG: 0.167 (6, 8) 27 Rey Fuentes, L (6, PR) OBP: 0.125, SLG: 0.067 (7, 8)		B FC 86 B SI 87 X SI 88 2-0 ① G5-3		B FC 91 B CU 78 S FC 90 F FC 92 S SL 82 2-3 ② K		X FF 93 0-0 E4		X FF 97 0-0 ② B1-3		B SL 84 C FF 90 F SL 86 F FF 92 S SL 86 1-3 ② K	3 2	0 0	0 0	0 0	0 0	1 1	1 0
12 Seth Smith, L (1, 7) OBP: 0.333, SLG: 0.231 71 Kevin Quackenbush, R (7, 1) 33 Dale Thayer, R (8, 1) 78 Alex Dickerson, L (8, PH) OBP: 0.263, SLG: 0.412 50 Nick Vincent, R (9, 1) 58 Blaine Boyer, R (10, 1) 64 Rymer Liriano, R (10, PH) OBP: 0.222, SLG: 0.278		B FF 89 B CH 82 F FF 89 B SI 87 F FF 86 X FF 86 3-2 ② L8		B FC 90 X FF 88 1-0 1-2 1B		B FF 93 X FF 93 1-0 ③ F7		X FF 96 0-0 ③ G3		C FF 92 B SL 85 X SL 85 1-1 2B	3 0 0 0 1 0 0 1	0 0 0 0 0 0 0 0	1 0 0 0 0 0 0 1	0 0 0 0 0 0 0 0	0 0 0 0 0 0 0 0	0 0 0 0 0 0 0 1	1 0 0 0 0 0 0 0
88 Kyle Blanks, R (1, 10) OBP: 0.389, SLG: 0.357 14 Tommy Medica, R (7, 3) OBP: 0.542, SLG: 0.870 68 Rico Noel, R (9, PR) OBP: 0.250, SLG: 0.533 79 Cody Decker, R (10, 3) OBP: 0.333, SLG: 1.000		B FF 89 B CH 81 X SI 89 2-0 ③ G6-3		C SL 79 B SL 79 B SL 78 S FC 92 B FC 92 X FC 91 3-2 ③ G6-3			X FF 96 0-0 E5 15 SH5-3 21 1B 67 1B		F FF 93 B FF 92 B FC 87 S FF 93 B SI 93 X FF 92 3-2 21 1B 15 SF7 1B	B FF 90 B FF 90 X FF 90 2-0 ③ G6-3	2 2 0 1	0 1 1 0	0 1 0 0	0 2 0 0	0 0 0 0	0 0 0 1	2 0 0 1
44 René Rivera, R (1, 2) OBP: 0.462, SLG: 0.538 21 Xavier Nady, R (6, 9) OBP: 0.389, SLG: 0.353 82 Daniel Robertson, R (9, PR) (10, 9)			B SL 87 B FF 92 X FF 91 2-0 1B		C FF 93 X FF 94 0-1 ① P6		B FF 96 X FF 95 1-0 15 SH5-3 67 1B 1-2 1B		B FF 92 B CH 84 X FF 91 2-0 70 E 1-3 1B		2 2 0	0 1 0	1 2 0	0 0 0	0 0 0	0 0 0	0 0 0
15 Ryan Jackson, R (1, 5) OBP: 0.211, SLG: 0.353 (6, 6)			C FF 91 B FF 92 F SL 88 B CU 80 S SL 86 2-3 ① K		C FF 94 B SL 81 C FF 94 B SL 81 X FF 94 2-2 2 G4-3 3B		X FF 96 0-0 ① SH5-3 1-2 2-3		C FF 92 F FC 87 X SL 80 0-2 ① SF7 3-H		2	1	1	1	0	1	1
Inning Stats	R: 0 E: 0 K: 0 S: 10 H: 2 LOB: 1 BB: 0 P: 17	R: 0 E: 0 K: 0 S: 5 H: 0 LOB: 0 BB: 0 P: 12	R: 0 E: 0 K: 2 S: 8 H: 1 LOB: 1 BB: 0 P: 16	R: 0 E: 0 K: 2 S: 11 H: 2 LOB: 2 BB: 0 P: 17	R: 1 E: 0 K: 1 S: 9 H: 1 LOB: 0 BB: 0 P: 16	R: 0 E: 1 K: 2 S: 8 H: 0 LOB: 1 BB: 0 P: 12	R: 2 E: 1 K: 2 S: 15 H: 2 LOB: 1 BB: 0 P: 19	R: 0 E: 0 K: 1 S: 5 H: 0 LOB: 0 BB: 0 P: 5	R: 1 E: 1 K: 0 S: 16 H: 2 LOB: 2 BB: 0 P: 24	R: 0 E: 0 K: 1 S: 9 H: 1 LOB: 1 BB: 0 P: 14	1B: 9 2B: 1 3B: 1 HR: 0 SF: 1 SAC: 1 DP: 1 HBP: 0						

AB	41
R	4
H	11
RBI	4
BB	0
SO	11
LOB	19

WP: 0 PB: 0 SB: 0 CS: 0 PA: 43

PITCHER		IP	WLS	BF	H	R	ER	SO	BB	IBB	HBP	BLK	WP	HR	S	P	ERA	WHIP
65 Tyler Cloyd, R ERA:	(1, 1)	2.0		7	2	0	0	0	0	0	0	0	0	0	15	29	0.00	1.000
48 Scott Atchison, R ERA:	(3, 1)	1.0	H	4	1	0	0	2	0	0	0	0	0	0	8	16	0.00	1.000
27 Bryan Shaw, R ERA:	(4, 1)	1.0	H	5	2	0	0	2	0	0	0	0	0	0	11	17	0.00	2.000
50 Nick Hagadone, L ERA: 2.08	(5, 1)	1.0	H	4	1	1	1	1	0	0	0	0	0	0	9	16	9.00	1.000
58 Mike Zagurski, L ERA: 4.5	(6, 1)	1.0	H	4	0	0	0	2	0	0	0	0	0	0	8	12	0.00	0.000

PITCHER		IP	WLS	BF	H	R	ER	SO	BB	IBB	HBP	BLK	WP	HR	S	P	ERA	WHIP
66 JC Ramírez, R ERA: 7.71	(7, 1)	1.0	B	6	2	2	0	2	0	0	0	0	0	0	15	19	0.00	2.000
73 Austin Adams, R ERA:	(8, 1)	1.0	H	3	0	0	0	1	0	0	0	0	0	0	5	5	0.00	0.000
70 TJ House, L ERA: 9.0	(9, 1)	1.0	B	6	2	1	1	0	0	0	0	0	0	0	16	24	9.00	2.000
51 Scott Barnes, L ERA: 2.25	(10, 1)	1.0		4	1	0	0	1	0	0	0	0	0	0	9	14	0.00	1.000

Batter	1	2	3	4	5	6	7	8	9	AB	R	H	RBI	BB	SO	LOB
9 Jean Segura, R (1, 6) OBP: 0.381, SLG: 0.368	G1-3		20 BLK 1B		K		K		G6-3 2-3 3-H	3	0	1	0	0	1	0
62 Héctor Gómez, R (6, 6) OBP: 0.571, SLG: 1.333										1	0	0	0	0	1	2
90 Hainley Statia, S (9, PH)										1	0	0	1	0	0	1
2 Scooter Gennett, L (1, 4) OBP: 0.200, SLG: 0.278	K		F9			G4-3		G5-3	K	3	0	0	0	0	1	1
67 Eugenio Velez, S (6, 4)										2	0	0	0	0	1	1
20 Jonathan Lucroy, R (1, 2) OBP: 0.261, SLG: 0.190	27 FC6-4 BB		F8 1-2			F8		65 2B BB	P3	2	0	0	0	1	0	1
66 Robinzon Diaz, R (7, 2) OBP: 0.444, SLG: 0.286										1	0	0	0	1	0	1
27 Carlos Gómez, R (1, 8) OBP: 0.500, SLG: 0.688	FC6-4 1-2f		F9			7 FC6-4 BB		F8		2	0	0	0	1	0	2
75 Mitch Haniger, R (6, 7) OBP: 0.583, SLG: 0.900										1	0	0	0	0	0	1
7 Mark Reynolds, R (1, 5) OBP: 0.455, SLG: 0.313		25 1B 1B		K		FC6-4 1-2f		1-3 2B		3	0	1	0	0	1	1
65 Irving Falu, S (6, 5) OBP: 0.438, SLG: 0.533										1	0	1	0	0	0	0
11 Sean Halton, R (1, 9) OBP: 0.364, SLG: 0.125		F8		K			F9	F9		3	0	0	0	0	1	1
96 Josh Prince, R (7, 9)										1	0	0	0	0	0	2
25 Hunter Morris, L (1, 10) OBP: 0.176, SLG: 0.250		1-2 1B		K			K		94 1B 3B	4	1	2	0	0	2	0
61 Jason Rogers, R (1, 3) OBP: 0.333, SLG: 0.222		F8			K		76 BB 1B		76 2B 90 G6-3 1B 3-H	3	0	1	0	0	1	2
94 Garrett Cooper, R (7, 3) OBP: 1.000, SLG: 1.000										1	1	1	1	0	0	0
76 Kevin Mattison, L (1, 7) OBP: 0.250, SLG: 0.357		K			F7		1-2 BB		90 G6-3 1-3 2B	3	0	1	0	1	1	2
(6, 8)																

TOP

Milwaukee Brewers @ Cleveland Indians

Goodyear Ballpark, Goodyear, AZ

Sun Mar 09 2014, 4:07 PM - 7:03 PM EDT

Att. 5,802 - Sunny - 75 F

livebaseballscorecards.com

	AB	35
	R	2
	H	8
	RBI	2
	BB	4
	SO	10
	LOB	18

Inning Stats	1	2	3	4	5	6	7	8	9	1B: 5	SF: 0	WP: 0	PA: 39
R	0	0	0	0	0	0	0	0	2	2B: 2	SAC: 0	PB: 0	
E	0	0	0	0	0	0	0	0	0	3B: 1	DP: 0	SB: 0	
K	1	1	0	3	2	0	2	1	1	HR: 0	HBP: 0	CS: 0	
S	5	7	5	9	7	3	8	4	8				
H	0	2	1	0	0	0	1	1	3				
LOB	1	2	1	0	0	1	2	2	1				
BB	1	0	0	0	0	1	1	1	0				
P	9	7	5	9	7	7	12	8	8				

PITCHER		IP	WLS	BF	H	R	ER	SO	BB	IBB	HBP	BLK	WP	HR	S	P	ERA	WHIP
43 Josh Tomlin, R ERA: 2.0	(1, 1)	4.0	W	16	3	0	0	5	1	0	0	1	0	0	26	30	0.00	1.000
20 C.C. Lee, R ERA: 4.5	(5, 1)	1.0	H	3	0	0	0	2	0	0	0	0	0	0	7	7	0.00	0.000
71 Bryan Price, R ERA:	(6, 1)	1.0	H	4	0	0	0	0	1	0	0	0	0	0	3	7	0.00	1.000
44 John Axford, R ERA: 3.0	(7, 1)	1.0		5	1	0	0	2	1	0	0	0	0	0	8	12	0.00	2.000
35 Marc Rzepczynski, L ERA:	(8, 1)	1.0		5	1	0	0	0	1	0	0	0	0	0	4	8	0.00	2.000

PITCHER		IP	WLS	BF	H	R	ER	SO	BB	IBB	HBP	BLK	WP	HR	S	P	ERA	WHIP
77 Travis Banwart, R ERA: 20.25	(9, 1)	1.0		6	3	2	2	1	0	0	0	0	0	0	8	8	18.00	3.000

BOTTOM

Milwaukee Brewers @ Cleveland Indians

Goodyear Ballpark, Goodyear, AZ

Sun Mar 09 2014, 4:07 PM - 7:03 PM EDT

Att. 5,802 - Sunny - 75 F

livebaseballscorecards.com

Batter	1	2	3	4	5	6	7	8	9	AB	R	H	RBI	BB	SO	LOB
13 Asdrúbal Cabrera, S (1, 6) OBP: 0.400, SLG: 0.471 67 Francisco Lindor, S (4, PR) (5, 6) OBP: 0.273, SLG: 0.636	7 G3 8 1B 2B	7 FC4-6 1-2 2-3 1B		BBBB 4-0 BB		F7 ②		G5-3 ③		2 2	1 0	2 0	0 0	1 0	0 0	0 1
7 David Murphy, L (1, 10) OBP: 0.278, SLG: 0.267	G3 ① 2-3	FC4-6 ② 1-2f 2-3 3-H		L4 ②		B X 1-0 E7 1-H				4	0	0	1	0	0	6
8 Lonnie Chisenhall, L (1, 5) OBP: 0.364, SLG: 0.222 76 Ryan Rohlinger, R (7, 5) OBP: 0.444, SLG: 0.500	3-H 1B	G4-3 ③		G3 ③		F9 ③				4 0	0 0	1 0	1 0	0 0	0 0	6 0
10 Yan Gomes, R (1, 2) OBP: 0.211, SLG: 0.278 68 Jake Lowery, L (8, 2) OBP: 0.333, SLG: 1.333	F8 ②		SSS 0-3 K ①		11 G4-6-3 2B		SSS 0-3 K ①			4 0	0 0	1 0	0 0	0 0	2 0	1 0
4 Mike Aviles, R (1, 7) OBP: 0.500, SLG: 0.846 Bryson Myles, R (8, 7)	F8 ③		F8 ②		11 G4-6-3 1B		F7 ②			4 0	0 0	1 0	0 0	0 0	0 0	1 0
11 Jeff Francoeur, R (1, 9) OBP: 0.294, SLG: 0.267 (5, 8) 75 Carlos Moncrief, L (6, 9) OBP: 0.353, SLG: 0.400	BBBB 4-0 46 CS BB	CCC 0-3 K ③			1-2f 2-3 G4-6-3 ①②	BBBB 4-0 BB				2 0	0 0	0 0	0 0	1 1	1 0	2 0
46 David Cooper, L (1, 3) OBP: 0.300, SLG: 0.125 74 Jesús Aguilar, R (6, 3)	BBBB 4-0 ① 26 HBP 40 1B 1-2 BB			G6-3 ①	F7 ③		SSS 0-3 K ③			2 1	1 0	0 0	0 0	1 1	0 1	1 1
26 Matt Carson, R (1, 8) OBP: 0.300, SLG: 0.235 (5, 9) (6, 8) 72 Tyler Naquin, L (7, 8) OBP: 0.467, SLG: 0.545	H 1-0 13 1B 40 1B 7 FC4-6 1-2 HBP			BBBB 4-0 40 2B BB		7 S 7 E 1B		G5-3 ①		1 1	2 0	1 0	0 0	1 0	0 0	0 0
40 Justin Sellers, R (1, 4) OBP: 0.500, SLG: 0.571 80 Joey Wendle, L (7, 4) OBP: 0.143, SLG: 0.143	7 FC4-6 13 1B 1-2 2-H 1B			1-3 2B		F9 ①		F8 ②		3 1	0 0	2 0	1 0	0 0	0 0	1 0
Inning Stats	R: 1 E: 0 K: 0 S: 5 H: 2 LOB: 1 BB: 0 P: 5	R: 2 E: 0 K: 0 S: 4 H: 2 LOB: 2 BB: 2 P: 13	R: 0 E: 0 K: 2 S: 7 H: 0 LOB: 0 BB: 0 P: 7	R: 0 E: 0 K: 0 S: 4 H: 1 LOB: 3 BB: 2 P: 12	R: 0 E: 0 K: 0 S: 4 H: 2 LOB: 1 BB: 0 P: 4	R: 1 E: 1 K: 0 S: 5 H: 1 LOB: 1 BB: 0 P: 6	R: 0 E: 0 K: 2 S: 7 H: 0 LOB: 1 BB: 1 P: 11	R: 0 E: 0 K: 0 S: 3 H: 0 LOB: 0 BB: 0 P: 3		1B: 5 2B: 3 3B: 0 HR: 0	SF: 0 SAC: 0 DP: 1 HBP: 1					

	AB	31
	R	4
	H	8
	RBI	3
	BB	5
	SO	4
	LOB	20

WP: 0 PB: 0 SB: 1 CS: 1 PA: 37

PITCHER		IP	WLS	BF	H	R	ER	SO	BB	IBB	HBP	BLK	WP	HR	S	P	ERA	WHIP
38 Wily Peralta, R ERA: 3.24	(1, 1)	3.1	L	16	4	3	3	2	2	0	1	0	0	0	17	26	8.10	1.800
70 Dustin Molleken, R ERA:	(4, 1)	0.2		5	1	0	0	0	2	0	0	0	0	0	3	11	0.00	4.500
51 Wei-Chung Wang, L ERA:	(5, 1)	2.0		9	3	1	0	0	0	0	0	0	0	0	9	10	0.00	1.500
58 Ariel Peña, R ERA:	(7, 1)	1.0		4	0	0	0	2	1	0	0	0	0	0	7	11	0.00	1.000
60 Kevin Shackelford, R ERA:	(8, 1)	1.0		3	0	0	0	0	0	0	0	0	0	0	3	3	0.00	0.000

PITCHER	IP	WLS	BF	H	R	ER	SO	BB	IBB	HBP	BLK	WP	HR	S	P	ERA	WHIP

Los Angeles Angels @ Cleveland Indians

Goodyear Ballpark, Goodyear, AZ

Mon Mar 10 2014, 4:10 PM - 7:25 PM EDT

Att. 4,263 - Sunny - 75 F

TOP

livebaseballscorecards.com

Batter	1	2	3	4	5	6	7	8	9	AB	R	H	RBI	BB	SO	LOB
7 Andrew Romine, S (1, 6) OBP: 0.421, SLG: 0.533 8 Yorvit Torrealba, R (6, 2) OBP: 0.111, SLG: 0.111	B B B B 4-0 10 S BB	B B B 4-0 1-2 2-3 3-H BB		B B B B 4-0 10 1B 28 E BB	X 0-0 ② G4-3 3-H		S X 0-1 ③ G6-3 2-3		X 0-0 ③ F7	1 2	1 0	0 0	2 0	3 0	0 0	0 2
10 Grant Green, R (1, 5) OBP: 0.429, SLG: 0.667 (5, 4) 79 Taylor Lindsey, L (7, 4)	C X 0-1 ① G5-3 1-2	X 0-0 ③ F8		X 0-0 ① 28 S 28 SF7 1-3 1B	X 0-0 2B			X 0-0 ① L3		4 1	1 0	2 0	0 0	0 0	0 0	4 0
28 Raul Ibanez, L (1, 7) OBP: 0.300, SLG: 0.471 13 Luis Jimenez, R (5, PH) OBP: 0.200, SLG: 0.267 (5, 5)	S S S 0-3 ② K		X 0-0 ① 77 G1-3 84 1B 2B	C X 0-1 ① SF7 1-H 3-H	C C C 0-3 ③ K			X 0-0 44 2B 2B		2 2	1 0	1 1	1 0	0 0	1 1	1 1
77 Carlos Pena, L (1, 10) OBP: 0.278, SLG: 0.250 44 Ian Stewart, L (6, PH) OBP: 0.316, SLG: 0.294 (6, 10)	X 0-0 ③ F7	X 0-0 ① G1-3 2-3	X 0-0 ② F8		S S S 0-3 ① K		X 0-0 2-3 2B		3 2	0 0	0 1	0 0	0 0	0 1	2 0	
17 Chris Iannetta, R (1, 2) OBP: 0.600, SLG: 0.909 19 Efren Navarro, L (6, PH) OBP: 0.083, SLG: 0.083 (6, 3)	X 0-0 87 2B 7 BB 1B	B B B 4-0 84 1B 87 1B BB	X 0-0 ③ L6		X 0-0 ② G1-3	C C C 0-3 ② K			2 2	2 0	1 0	0 0	1 0	0 1	0 2	
84 C.J. Cron, R (1, 3) OBP: 0.500, SLG: 0.818 74 Eric Stamets, R (6, 6)	X 0-0 ① F8	X 0-0 87 1B 1-3 3-H 1B			X 0-0 0 HR 1B	X 0-0 ③ G5-3		S S S 0-3 ③ K		4 1	1 0	2 0	1 0	0 0	0 1	1 2
0 Collin Cowgill, R (1, 8) OBP: 0.333, SLG: 0.636 81 Alex Yarbrough, S (7, PH) OBP: 0.400, SLG: 0.400 59 Kyle Hudson, L (7, 8) 71 Kaleb Cowart, S (9, PH) OBP: 0.250, SLG: 0.143 57 Andy Workman, R (9, 9) OBP: 1.000, SLG: 2.000	S S S 0-3 ② K	C C C 0-3 ② K		B X 1-0 1-H HR		X 0-0 8 WP 87 G4-3 1B	X 0-0 ① L6		3 1 0 1 0	1 0 0 0 0	1 1 0 0 0	2 0 0 0 0	0 0 0 0 0	2 0 0 0 0	3 0 0 0 0	
87 Matt Long, L (1, 9) OBP: 0.524, SLG: 0.750 (9, 8)	X 0-0 7 BB 1-3 2B	X 0-0 1-2 3-H 1B			X 0-0 7 G4-3 3B		X 0-0 ① G4-3 1-2		X 0-0 85 FC4-6 1B	5	1	4	1	0	0	1
18 John McDonald, R (1, 4) OBP: 0.462, SLG: 0.364 85 Shawn O'Malley, S (5, 7) OBP: 0.286, SLG: 0.167	B B B B 4-0 7 BB BB	X 0-0 ③ F8			X 0-0 ① G5-3		S S S 0-3 ② K		X 0-0 ② FC4-6 1-2f	2 2	0 0	0 0	0 0	1 0	0 1	3 2

	AB	40
	R	8
	H	14
	RBI	7
	BB	5
	SO	8
	LOB	24

Inning Stats	1	2	3	4	5	6	7	8	9
	R: 0 E: 0 K: 1 S: 6	R: 1 E: 0 K: 1 S: 7	R: 2 E: 0 K: 1 S: 8	R: 2 E: 0 K: 0 S: 5	R: 3 E: 0 K: 1 S: 9	R: 0 E: 0 K: 1 S: 5	R: 0 E: 0 K: 1 S: 7	R: 0 E: 0 K: 2 S: 9	R: 0 E: 0 K: 0 S: 4
	H: 0 LOB: 1 BB: 1 P: 10	H: 2 LOB: 3 BB: 2 P: 15	H: 3 LOB: 2 BB: 1 P: 12	H: 1 LOB: 0 BB: 1 P: 9	H: 4 LOB: 1 BB: 0 P: 10	H: 0 LOB: 0 BB: 0 P: 5	H: 1 LOB: 1 BB: 0 P: 7	H: 2 LOB: 2 BB: 0 P: 9	H: 1 LOB: 1 BB: 0 P: 4

1B: 7	SF: 1	WP: 1	PA: 46
2B: 5	SAC: 0	PB: 0	
3B: 1	DP: 0	SB: 3	
HR: 1	HBP: 0	CS: 0	

PITCHER		IP	WLS	BF	H	R	ER	SO	BB	IBB	HBP	BLK	WP	HR	S	P	ERA	WHIP
31 Danny Salazar, R ERA: 5.4	(1, 1)	1.2		9	2	1	1	2	2	0	0	0	0	0	12	20	5.40	2.400
50 Nick Hagadone, L ERA: 1.93	(2, 1)	0.1	H	2	0	0	0	0	1	0	0	0	0	0	1	5	0.00	3.000
47 Trevor Bauer, R ERA: 10.29	(3, 1)	2.0	L	15	7	7	6	1	2	0	0	0	0	1	16	25	27.00	4.500
58 Mike Zagurski, L ERA: 3.0	(5, 1)	1.0		4	1	0	0	1	0	0	0	0	0	0	6	6	0.00	1.000
52 Vinnie Pestano, R ERA:	(6, 1)	1.0		3	0	0	0	1	0	0	0	0	0	0	5	5	0.00	0.000
49 Blake Wood, R ERA: 1.8	(7, 1)	1.0		4	1	0	0	1	0	0	0	0	1	0	7	7	0.00	1.000
61 Colt Hynes, L ERA: 4.91	(8, 1)	1.0		5	2	0	0	2	0	0	0	0	0	0	9	9	0.00	2.000
36 Preston Guilmet, R ERA:	(9, 1)	1.0		4	1	0	0	0	0	0	0	0	0	0	4	4	0.00	1.000

BOTTOM

Batter	1	2	3	4	5	6	7	8	9	AB	R	H	RBI	BB	SO	LOB
24 Michael Bourn, L (1, 8) OBP: 0.176, SLG: 0.125	0-0 33 BB 22 1B 1B		BBB 4-0 22 1B 41 FC4-6 BB	SSS 0-3 ③ K			SSS 0-3 ① K		BBB 4-0 BB	2	2	1	0	1	1	1
72 Tyler Naquin, L (6, 8) OBP: 0.471, SLG: 0.500										1	0	0	0	1	1	0
33 Nick Swisher, S (1, 3) OBP: 0.294, SLG: 0.143	BBBB 4-0 22 1B 23 SF9 1-2 BB		0-0 ① F8		SSS 0-3 ① K		0-0 ② F7		0-0 ③ P3	3	1	0	0	1	1	1
1 David Adams, R (8, 3) OBP: 0.286, SLG: 0.235										1	0	0	0	0	0	1
22 Jason Kipnis, L (1, 4) OBP: 0.500, SLG: 0.611	0-0 23 SF9 41 G1-3 1-3 2-H 1B		0-0 41 FC4-6 1-3 1B		0-0 1B		BBBB 4-0 BB			3	0	3	1	0	0	0
62 José Ramírez, S (5, PR) (6, 4)										0	0	0	0	1	0	0
41 Carlos Santana, S (1, 5) OBP: 0.158, SLG: 0.211	0-0 ① G1-3 1-2		0-0 ② FC4-6 23 1B 1-2f 3-H		0-0 ② P5		0-0 ③ P3			4	0	0	1	0	0	5
30 Elliot Johnson, S (8, 5) OBP: 0.375, SLG: 0.813										0	0	0	0	0	0	0
23 Michael Brantley, L (1, 7) OBP: 0.611, SLG: 0.800	0-0 ② SF9 2-3 3-H		0-0 1-3 1B		0-0 ③ G5-3			0-0 ① F7		2	0	1	1	0	0	1
26 Matt Carson, R (6, 7) OBP: 0.286, SLG: 0.222										1	0	0	0	0	0	0
4 Mike Aviles, R (1, 9) OBP: 0.412, SLG: 0.688	SSS 0-3 ③ K		0-0 ③ G6-3			CCC 0-3 ① K		SSS 0-3 ② K		3	0	0	0	0	2	3
75 Carlos Moncrief, L (7, 9) OBP: 0.333, SLG: 0.375										1	0	0	0	0	1	0
6 Nyjer Morgan, L (1, 10) OBP: 0.333, SLG: 0.211		CCC 0-3 ① K		SSS 0-3 ① K		0-0 ② F9		0-0 ③ F7		3	0	0	0	0	2	0
74 Jesús Aguilar, R (8, PH) (9, 10)										1	0	0	0	0	0	0
78 Erik González, R (1, 6) OBP: 0.545, SLG: 0.800		0-0 ② P3		0-0 2B		0-0 12 FC5 2B			CCC 0-3 ① K	3	0	2	0	0	0	0
67 Francisco Lindor, S (9, PH) OBP: 0.250, SLG: 0.583										1	0	0	0	0	1	0
12 Matt Treanor, R (1, 2)		0-0 ③ P4		0-0 ② F7		0-0 ③ FC5 2-3			0-0 ② G6-3	3	0	0	0	0	0	2
81 Tony Wolters, L (7, 2) OBP: 0.600, SLG: 0.333										1	0	0	0	0	0	0
Inning Stats	R: 2 E: 0 K: 1 S: 7 H: 2 LOB: 1 BB: 1 P: 11	R: 0 E: 0 K: 1 S: 5 H: 0 LOB: 0 BB: 0 P: 5	R: 1 E: 0 K: 0 S: 5 H: 2 LOB: 2 BB: 1 P: 9	R: 0 E: 0 K: 2 S: 8 H: 1 LOB: 1 BB: 0 P: 8	R: 0 E: 0 K: 1 S: 6 H: 1 LOB: 1 BB: 0 P: 6	R: 0 E: 0 K: 1 S: 6 H: 1 LOB: 1 BB: 0 P: 6	R: 0 E: 0 K: 1 S: 5 H: 0 LOB: 1 BB: 1 P: 9	R: 0 E: 0 K: 1 S: 5 H: 0 LOB: 0 BB: 0 P: 5	R: 0 E: 0 K: 1 S: 5 H: 0 LOB: 1 BB: 1 P: 9	1B: 5 2B: 2 3B: 0 HR: 0	SF: 1 SAC: 0 DP: 0 HBP: 0			WP: 0 PB: 0 SB: 0 CS: 0	PA: 38		

PITCHER		IP	WLS	BF	H	R	ER	SO	BB	IBB	HBP	BLK	WP	HR	S	P	ERA	WHIP
36 Jered Weaver, R ERA: 3.18	(1, 1)	4.1	W	20	5	3	3	5	2	0	0	0	0	0	28	36	6.23	1.615
54 Buddy Boshers, L ERA:	(5, 1)	0.2		3	1	0	0	0	0	0	0	0	0	0	3	3	0.00	1.500
39 Robert Carson, L ERA:	(6, 1)	1.0		4	1	0	0	1	0	0	0	0	0	0	6	6	0.00	1.000
35 Josh Wall, R ERA: 9.0	(7, 1)	1.0		4	0	0	0	1	1	0	0	0	0	0	5	9	0.00	1.000
99 Brandon Lyon, R ERA:	(8, 1)	1.0		3	0	0	0	1	0	0	0	0	0	0	5	5	0.00	0.000

PITCHER		IP	WLS	BF	H	R	ER	SO	BB	IBB	HBP	BLK	WP	HR	S	P	ERA	WHIP
58 Michael Kohn, R ERA:	(9, 1)	1.0		4	0	0	0	1	1	0	0	0	0	0	5	9	0.00	1.000

Los Angeles Angels @ Cleveland Indians

Goodyear Ballpark, Goodyear, AZ

Mon Mar 10 2014, 4:10 PM - 7:25 PM EDT

Att. 4,263 - Sunny - 75 F

livebaseballscorecards.com

AB	33
R	3
H	7
RBI	3
BB	4
SO	9
LOB	14

Cleveland Indians @ Arizona Diamondbacks

Salt River Fields at Talking Stick, Scottsdale, AZ

Tue Mar 11 2014, 4:11 PM - 6:55 PM EDT

Att. 11,087 - Sunny - 72 F

livebaseballscorecards.com

TOP

Batter	1	2	3	4	5	6	7	8	9	AB	R	H	RBI	BB	SO	LOB
24 Michael Bourn, L (1, 8) OBP: 0.250, SLG: 0.211 72 Tyler Naquin, L (6, 8) OBP: 0.474, SLG: 0.462	0-0 22 G4-6-3 13 1B 1B		0-0 13 BB 1B		0-0 ① G4-3 1-2		0-0 ② G4-3		H 1-0 40 1B 87 2B HBP	3 0 2 0 0 0 1 1 1 0 0 0 0 0						
13 Asdrúbal Cabrera, S (1, 6) OBP: 0.478, SLG: 0.579 40 Justin Sellers, R (6, 6) OBP: 0.600, SLG: 0.625 (7, 4)	0-0 22 G4-6-3 1-2 1B		BBBB 4-0 22 G4-6-3 1-2 BB		0-0 22 G3-1 23 1B 2-H 2B		BBBB 4-0 BB		0-0 87 2B 1-2 1B	2 1 2 1 1 0 0 1 1 1 0 1 0 0						
22 Jason Kipnis, L (1, 4) OBP: 0.417, SLG: 0.500 87 Dorssys Paulino, R (7, 6) OBP: 1.000, SLG: 2.000	0-0 ①② G4-6-3 1-2f 2-3		0-0 ②③ G4-6-3 1-2f		0-0 ② G3-1 2-3		0-0 ③ G4-3		0-0 1-H 2-H 2B	4 0 0 0 0 0 6 1 0 1 2 0 0 0						
23 Michael Brantley, L (1, 7) OBP: 0.571, SLG: 0.722 26 Matt Carson, R (6, 9) OBP: 0.304, SLG: 0.250	0-0 ③ F7			0-0 ① L8	0-0 3-H 1B			0-0 57 G6-3 1B	CFS 0-3 ③ K	3 0 1 1 0 0 1 2 0 1 0 0 1 1						
10 Yan Gomes, R (1, 2) OBP: 0.273, SLG: 0.333 57 Luke Carlin, S (7, 2) OBP: 0.111, SLG: 0.111		0-0 11 1B 1 SF9-4-3 1B		0-0 8 HR 1B	0-0 ③ P6			0-0 ①② G6-3 1-2f		3 2 2 0 0 0 1 1 0 0 0 0 0 1						
8 Lonnie Chisenhall, L (1, 5) OBP: 0.385, SLG: 0.409 Gio Urshela, R (8, 5)		CCC 0-3 ① K		0-0 1-H HR		0-0 ① G4-3		0-0 1B		4 1 2 2 0 1 1 0 0 0 0 0 0 0						
11 Jeff Francoeur, R (1, 9) OBP: 0.300, SLG: 0.278 6 Nyjer Morgan, L (6, 7) OBP: 0.320, SLG: 0.200		0-0 1 SF9-4-3 1-3 1B		CST 0-2 ② K		0-0 ② P6		0-0 ③ F7		3 0 1 0 0 1 0 1 0 0 0 0 0 1						
1 David Adams, R (1, 3) OBP: 0.250, SLG: 0.211 46 David Cooper, L (9, PH) OBP: 0.273, SLG: 0.111 (9, 3)		0-0 ②③ SF9-4-3 1-1 3-H		0-0 ③ G6-3		0-0 ③ G5-3			0-0 ① G4-3	2 0 0 1 0 0 0 1 0 0 0 0 0 0						
67 Francisco Lindor, S (1, 10) OBP: 0.267, SLG: 0.533 92 Jordan Smith, L (9, PH) (9, 10)			0-0 ① G3-1		0-0 24 G4-3 13 2B 1B		0-0 ① G4-3		CFS 0-3 ② K	3 1 1 0 0 0 0 1 0 0 0 0 1 0						
Inning Stats	R: 0 H: 2 E: 0 LOB: 1 K: 0 BB: 0 S: 4 P: 4	R: 1 H: 2 E: 0 LOB: 0 K: 1 BB: 0 S: 6 P: 6	R: 0 H: 1 E: 0 LOB: 1 K: 0 BB: 1 S: 3 P: 7	R: 2 H: 2 E: 0 LOB: 0 K: 1 BB: 0 S: 7 P: 7	R: 2 H: 3 E: 0 LOB: 1 K: 0 BB: 0 S: 6 P: 6	R: 0 H: 0 E: 0 LOB: 0 K: 0 BB: 0 S: 3 P: 3	R: 0 H: 0 E: 0 LOB: 1 K: 0 BB: 1 S: 3 P: 7	R: 0 H: 2 E: 0 LOB: 1 K: 0 BB: 0 S: 4 P: 4	R: 2 H: 2 E: 0 LOB: 1 K: 2 BB: 0 S: 9 P: 10	1B: 11 SF: 1 2B: 3 SAC: 0 3B: 0 DP: 4 HR: 1 HBP: 1						

AB	36
R	7
H	14
RBI	7
BB	2
SO	4
LOB	13

PITCHER	IP	WLS	BF	H	R	ER	SO	BB	IBB	HBP	BLK	WP	HR	S	P	ERA	WHIP
35 Trevor Cahill, R (1, 1) ERA: 9.82	4.2	L	21	9	5	5	2	1	0	0	0	0	1	24	28	9.64	2.143
30 David Hernandez, R (5, 1) ERA: 1.42	1.1		5	1	0	0	0	0	0	0	0	0	0	5	5	0.00	0.750
40 J.J. Putz, R (7, 1) ERA: 5.4	1.0		4	0	0	0	0	1	0	0	0	0	0	3	7	0.00	1.000
55 Josh Collmenter, R (8, 1) ERA:	1.0		4	2	0	0	0	0	0	0	0	0	0	4	4	0.00	2.000
RJ Hively, R (9, 1) ERA: 8.1	1.0		6	2	2	2	2	0	0	1	0	0	0	9	10	18.00	2.000

PITCHER	IP	WLS	BF	H	R	ER	SO	BB	IBB	HBP	BLK	WP	HR	S	P	ERA	WHIP

WP: 0	PB: 0	SB: 0	CS: 0
PA: 40			

BOTTOM

Cleveland Indians @ Arizona Diamondbacks

Salt River Fields at Talking Stick, Scottsdale, AZ

Tue Mar 11 2014, 4:11 PM - 6:55 PM EDT

Att. 11,087 - Sunny - 72 F

livebaseballscorecards.com

Batter	1	2	3	4	5	6	7	8	9	AB	R	H	RBI	BB	SO	LOB
19 Tony Campana, L (1, 8) OBP: 0.276, SLG: 0.192	G4-3			BB 1 L9-3		K		F8 2-3		2	0	0	0	1	1	0
(7, 7)																
39 Jordan Parraz, R (8, PH)										1	0	0	0	0	0	2
(9, 9)																
1 Didi Gregorius, L (1, 6) OBP: 0.231, SLG: 0.250	G5-3			L9-3 1-1		1B		L6		2	0	0	0	0	0	1
16 Chris Owings, R (5, 6) OBP: 0.294, SLG: 0.313										2	0	1	0	0	0	2
44 Paul Goldschmidt, R (1, 3) OBP: 0.273, SLG: 0.250	F8			K		F8		FC5-4 1-2f		2	0	0	0	0	1	0
4 Cliff Pennington, S (6, 4) OBP: 0.259, SLG: 0.200										2	0	0	0	0	0	3
14 Martín Prado, R (1, 4) OBP: 0.536, SLG: 0.704		26 F9-4-6 15 G6-3 HBP			26 BB 27 1B 1B	G4-3			F9	1	1	1	0	0	0	0
21 Mike Jacobs, L (6, 3) OBP: 0.182, SLG: 0.238										2	0	0	0	0	0	1
15 Mark Trumbo, R (1, 10) OBP: 0.346, SLG: 0.500		G6-3 1-2			K		K		32 WP 2B	3	0	0	0	0	2	2
34 Rudy Flores, L (9, PH) OBP: 0.400, SLG: 0.800										1	0	1	0	0	0	0
26 Miguel Montero, L (1, 2) OBP: 0.269, SLG: 0.320		F9-4-6 2-2			27 1B BB 1-2		G6-3		K	1	0	0	0	1	0	1
9 Tuffy Gosewisch, R (6, 2) OBP: 0.222, SLG: 0.444										2	0	0	0	0	1	1
49 Shelley Duncan, R (1, 7) OBP: 0.286, SLG: 0.294			CS HBP		K		F9		K 2-3	1	0	0	0	0	1	2
32 Colin Bray, S (7, 8)										2	0	0	0	0	1	1
27 Matt Tuiasosopo, R (1, 5) OBP: 0.161, SLG: 0.143			F9		1B 1-2 2-H			39 F8 8 BB 1B		2	0	1	1	0	0	1
76 Andy Marte, R (6, 5) OBP: 0.353, SLG: 0.438										1	0	1	0	0	0	0
Evan Marzilli, L (1, 9) OBP: 0.143, SLG: 0.167			G6-3 1-2		K			4 FC5-4 BB 1-2		2	0	0	0	0	1	3
8 Chuck Taylor, S (8, PH)										0	0	0	0	1	0	0
(9, 7)																
Inning Stats	R: 0 E: 0 K: 0 S: 3 H: 0 LOB: 0 BB: 0 P: 3	R: 0 E: 0 K: 0 S: 2 H: 0 LOB: 0 BB: 0 P: 3	R: 0 E: 0 K: 0 S: 3 H: 0 LOB: 0 BB: 0 P: 4	R: 0 E: 0 K: 1 S: 4 H: 0 LOB: 0 BB: 1 P: 8	R: 1 E: 0 K: 3 S: 11 H: 2 LOB: 2 BB: 1 P: 15	R: 0 E: 0 K: 1 S: 6 H: 1 LOB: 1 BB: 0 P: 6	R: 0 E: 0 K: 1 S: 5 H: 0 LOB: 0 BB: 0 P: 5	R: 0 E: 0 K: 0 S: 4 H: 1 LOB: 2 BB: 1 P: 8	R: 0 E: 0 K: 2 S: 8 H: 1 LOB: 1 BB: 0 P: 9	1B: 4 2B: 3 3B: 0 HR: 0	SF: 0 SAC: 0 DP: 2 HBP: 2						

AB	29
R	1
H	5
RBI	1
BB	3
SO	8
LOB	20

WP: 1 PB: 0 SB: 0 CS: 1 PA: 34

PITCHER		IP	WLS	BF	H	R	ER	SO	BB	IBB	HBP	BLK	WP	HR	S	P	ERA	WHIP
63 Justin Masterson, R ERA:	(1, 1)	4.0	W	12	0	0	0	1	1	0	2	0	0	0	12	18	0.00	0.250
37 Cody Allen, R ERA: 4.5	(5, 1)	1.0		6	2	1	1	3	1	0	0	0	0	0	11	15	9.00	3.000
27 Bryan Shaw, R ERA:	(6, 1)	1.0		4	1	0	0	1	0	0	0	0	0	0	6	6	0.00	1.000
53 David Aardsma, R ERA: 4.5	(7, 1)	1.0		3	0	0	0	1	0	0	0	0	0	0	5	5	0.00	0.000
51 Scott Barnes, L ERA: 1.8	(8, 1)	1.0		5	1	0	0	0	1	0	0	0	0	0	4	8	0.00	2.000

PITCHER		IP	WLS	BF	H	R	ER	SO	BB	IBB	HBP	BLK	WP	HR	S	P	ERA	WHIP
73 Austin Adams, R ERA:	(9, 1)	1.0		4	1	0	0	2	0	0	0	0	1	0	8	9	0.00	1.000

San Diego Padres @ Cleveland Indians

Goodyear Ballpark, Goodyear, AZ

Wed Mar 12 2014, 4:08 PM - 7:22 PM EDT

Att. 3,265 - Sunny - 75 F

TOP

livebaseballscorecards.com

Batter	1	2	3	4	5	6	7	8	9	AB	R	H	RBI	BB	SO	LOB
13 Chris Denorfia, R (1, 9) OBP: 0.167, SLG: 0.167	0-0 1B		0-0 G5-3 1-2 ②		0-0 L9 ①		0-0 14 FC6-4 1B		0-0 F7 ②	3	0	1	0	0	0	1
79 Cody Decker, R (6, 3) OBP: 0.400, SLG: 0.778										2	0	1	0	0	0	1
27 Rey Fuentes, L (1, 8) OBP: 0.136, SLG: 0.143	0-0 F7 ①		0-0 L6 ③		0-0 G5-3 ②		0-0 F7 ②		0-0 1-H HR	4	0	0	0	0	0	3
64 Rymer Liriano, R (9, PH) OBP: 0.273, SLG: 0.500										1	1	1	2	0	0	0
14 Tommy Medica, R (1, 7) OBP: 0.472, SLG: 0.706	0-3 K ②			0-3 K ①	0-0 F8 ③		0-0 1-2f FC6-4 ③		0-0 74 2B 2B	5	1	1	0	0	2	2
21 Xavier Nady, R (1, 3) OBP: 0.391, SLG: 0.545	0-3 K ③			0-0 78 2B 2B		0-0 HR		0-0 G4-3 ①	0-0 2-H 2B	3	2	2	1	0	1	1
74 Jace Peterson, L (6, 6) OBP: 0.304, SLG: 0.250										2	0	1	1	0	0	0
78 Alex Dickerson, L (1, 10) OBP: 0.370, SLG: 0.652		0-0 F7 ①		0-0 11 1B 2-H 2B		B B B B 4-0 15 FC4-6 BB		4-0 BB	0-0 G4-3 ③	3	1	1	1	2	0	1
11 Alex Castellanos, R (1, 4) OBP: 0.318, SLG: 0.381 (6, 5)		0-0 G6-3 ②		0-0 44 WP 44 2B 2-H 1B		S S S 0-3 K ①		C C C 0-3 K ②		4	1	1	1	0	2	2
15 Ryan Jackson, R (1, 6) OBP: 0.280, SLG: 0.476		0-0 G6-3 ③		C C C 0-3 K ②		0-0 FC4-6 1-2f ②		S S S 0-3 K ③		3	0	0	0	0	1	2
73 Cory Spangenberg, L (6, 4) OBP: 0.348, SLG: 0.250										1	0	0	0	0	1	1
44 René Rivera, R (1, 2) OBP: 0.500, SLG: 0.667			0-0 3 FC4-6 1B	B X 1-0 2-H 2B		S S S 0-3 K ③			0-0 64 HR 1B	3	0	2	1	0	1	1
83 Rocky Gale, R (6, 2) OBP: 0.800, SLG: 1.000										1	1	1	0	0	0	0
3 Alberto Gonzalez, R (1, 5)			0-0 FC4-6 13 G5-3 1-2f ①	0-0 G5-3 ③			0-0 F9 ①		S S S 0-3 K ①	2	0	0	0	0	0	2
68 Rico Noel, R (6, 9) OBP: 0.182, SLG: 0.381										2	0	0	0	0	1	1

	AB	39
	R	7
	H	12
	RBI	7
	BB	2
	SO	9
	LOB	18

Inning Stats	1	2	3	4	5	6	7	8	9	1B: 5	SF: 0	WP: 1	PA: 41
R:	0	0	0	3	0	1	0	0	3	2B: 5	SAC: 0	PB: 0	
E:	0	0	0	0	0	0	0	0	0	3B: 0	DP: 0	SB: 0	
K:	2	0	0	2	0	2	0	2	1	HR: 2	HBP: 0	CS: 0	
S:	8	3	4	11	3	8	4	7	9				
H:	1	0	1	4	0	1	1	0	4				
LOB:	1	0	1	1	0	1	0	1	1				
BB:	0	0	0	0	0	1	0	1	0				
P:	8	3	4	12	3	12	4	11	9				

PITCHER		IP	WLS	BF	H	R	ER	SO	BB	IBB	HBP	BLK	WP	HR	S	P	ERA	WHIP
28 Corey Kluber, R ERA: 4.5	(1, 1)	4.0		18	6	3	3	4	0	0	0	0	1	0	26	27	6.75	1.500
44 John Axford, R ERA: 2.25	(5, 1)	1.0	H	3	0	0	0	0	0	0	0	0	0	0	3	3	0.00	0.000
35 Marc Rzepczynski, L ERA: 2.25	(6, 1)	1.0	B	5	1	1	1	2	1	0	0	0	0	1	8	12	9.00	2.000
88 Josh Outman, L ERA:	(7, 1)	1.0	W	4	1	0	0	0	0	0	0	0	0	0	4	4	0.00	1.000
20 C.C. Lee, R ERA: 3.6	(8, 1)	1.0	H	4	0	0	0	2	1	0	0	0	0	0	7	11	0.00	1.000

PITCHER		IP	WLS	BF	H	R	ER	SO	BB	IBB	HBP	BLK	WP	HR	S	P	ERA	WHIP
56 Frank Herrmann, R ERA: 27.0	(9, 1)	1.0		7	4	3	3	1	0	0	0	0	0	1	9	9	27.00	4.000

Batter	1	2	3	4	5	6	7	8	9	AB	R	H	RBI	BB	SO	LOB
30 Elliot Johnson, S (1, 4) OBP: 0.400, SLG: 0.737 86 Tyler Holt, R (7, 7) OBP: 0.500, SLG: 0.500	G4-3		41 BB / 13 1B 10 BB 1B	13 CS / 33 WP BB		G6-3		46 1B / 40 2B 1B G1-3		3 2	1 1	1 1	0 0	1 0	0 0	0 1
33 Nick Swisher, S (1, 3) OBP: 0.300, SLG: 0.125 46 David Cooper, L (5, 3) OBP: 0.308, SLG: 0.182	G3		K 1B	13 CS 1-2 2-H BB		F8		40 2B 84 1B 1-3 1B		2 2	0 1	0 1	0 0	1 0	1 0	1 0
13 Asdrúbal Cabrera, S (1, 6) OBP: 0.538, SLG: 0.600 40 Justin Sellers, R (4, PR) OBP: 0.667, SLG: 0.800 (5, 6)	41 S 41 HR BB		10 BB / 41 BB 1-2 1B	1-2 2-3 BB			41 FC4-6 1B	84 1B 57 2B 1-3 3-H 2B		1 2	1 1	1 2	0 1	2 0	0 0	0 0
41 Carlos Santana, S (1, 5) OBP: 0.217, SLG: 0.364 76 Ryan Rohlinger, R (7, PR) OBP: 0.500, SLG: 0.500 (8, 5)	1-H HR		10 BB 1-2 2-3 BB	K			FC4-6 57 G3 / 8 1B 26 1B 1-2f	84 1B 57 2B BB		3 0	1 2	1 0	2 0	1 1	1 0	3 0
8 Lonnie Chisenhall, L (1, 10) OBP: 0.400, SLG: 0.462 84 Luigi Rodriguez, L (8, PH) OBP: 1.000, SLG: 1.000 (9, 9)	G4-3		K		2B		26 1B / 57 G3 1-2 1B	57 2B 1-2 2-3 3-H 1B		4 1	0 1	2 1	0 1	0 0	1 0	3 0
10 Yan Gomes, R (1, 2) OBP: 0.280, SLG: 0.304 57 Luke Carlin, S (6, 2) OBP: 0.182, SLG: 0.273		G1-3	1-2 2-3 3-H BB	P6			G3 1-2 2-3	1 1B 1-H 2-H 3-H 2B		2 2	0 1	0 1	1 3	1 0	0 0	1 2
7 David Murphy, L (1, 9) OBP: 0.286, SLG: 0.278 26 Matt Carson, R (6, 9) OBP: 0.320, SLG: 0.273 (9, 8)		1B	P4	K			4 S 2-3 3-H 1B	K		3 2	0 0	1 1	0 1	0 0	1 1	4 1
4 Mike Aviles, R (1, 7) OBP: 0.333, SLG: 0.550 (7, 4) 1 David Adams, R (8, 4) OBP: 0.280, SLG: 0.250	F8			F8	P3		K 1-2	6 2B 2-H 1B		4 1	0 1	0 1	0 1	0 0	1 0	4 0
6 Nyjer Morgan, L (1, 8) OBP: 0.333, SLG: 0.280 Alex Lavisky, R (8, PR) 56 Frank Herrmann, L (9, 1)	G3			E5 33 E 1B		K	G5-3 1-H 2B			5 0 0	1 0 0	2 0 0	1 0 0	0 0 0	1 0 0	1 0 0
Inning Stats	R: 2 E: 0 K: 0 S: 6 H: 1 LOB: 0 BB: 1 P: 13	R: 0 E: 0 K: 0 S: 4 H: 1 LOB: 1 BB: 0 P: 4	R: 1 E: 0 K: 2 S: 9 H: 2 LOB: 3 BB: 2 P: 17	R: 1 E: 1 K: 1 S: 5 H: 1 LOB: 2 BB: 3 P: 17	R: 0 E: 0 K: 1 S: 6 H: 1 LOB: 1 BB: 0 P: 6	R: 0 E: 0 K: 1 S: 5 H: 0 LOB: 0 BB: 0 P: 5	R: 1 E: 0 K: 1 S: 8 H: 3 LOB: 3 BB: 0 P: 8	R: 7 E: 0 K: 1 S: 12 H: 7 LOB: 1 BB: 1 P: 16		1B: 11 2B: 4 3B: 0 HR: 1 SF: 0 SAC: 0 DP: 0 HBP: 0						

PITCHER		IP	WLS	BF	H	R	ER	SO	BB	IBB	HBP	BLK	WP	HR	S	P	ERA	WHIP
38 Tyson Ross, R ERA: 3.24	(1, 1)	3.1		17	4	3	3	2	3	0	0	0	0	1	20	35	8.10	2.100
77 Leonel Campos, R ERA: 11.57	(4, 1)	0.2		5	1	1	0	1	3	0	0	0	1	0	4	16	0.00	6.000
75 Matt Wisler, R ERA: 3.6	(5, 1)	1.0		4	1	0	0	1	0	0	0	0	0	0	6	6	0.00	1.000
50 Nick Vincent, R ERA: 13.5	(6, 1)	1.0		3	0	0	0	1	0	0	0	0	0	0	5	5	0.00	0.000
33 Dale Thayer, R ERA: 4.5	(7, 1)	1.0	L	6	3	1	1	1	0	0	0	0	0	0	8	8	9.00	3.000

PITCHER		IP	WLS	BF	H	R	ER	SO	BB	IBB	HBP	BLK	WP	HR	S	P	ERA	WHIP
59 Anthony Carter, R ERA: 13.5	(8, 1)	0.1		7	5	6	6	0	1	0	0	0	0	0	6	10	162.00	18.000
71 Kevin Quackenbush, R ERA: 4.5	(8, 1)	0.2		4	2	1	1	1	0	0	0	0	0	0	6	6	13.50	3.000

BOTTOM

San Diego Padres @ Cleveland Indians

Goodyear Ballpark, Goodyear, AZ

Wed Mar 12 2014, 4:08 PM - 7:22 PM EDT

Att. 3,265 - Sunny - 75 F

livebaseballscorecards.com

AB	39
R	12
H	16
RBI	11
BB	7
SO	7
LOB	21

1B: 11 SF: 0
2B: 4 SAC: 0
3B: 0 DP: 0
HR: 1 HBP: 0

WP: 1 PA: 46
PB: 0
SB: 2
CS: 2

Kansas City Royals @ Cleveland Indians

Goodyear Ballpark, Goodyear, AZ

Thu Mar 13 2014, 4:06 PM - 7:08 PM EDT

Att. 4,051 - Cloudy - 77 F

TOP

livebaseballscorecards.com

Batter	1	2	3	4	5	6	7	8	9	AB	R	H	RBI	BB	SO	LOB
23 Norichika Aoki, L (1, 8) OBP: 0.300, SLG: 0.333	G6-3	G4-3 2-3 3-H		F7		BBBB 4-0 50 WP 19 S 50 1B BB		0-0 50 S 9 G4-3 1-2 1B		3	0	0	1	0	0	2
1 Jarrod Dyson, L (6, PH) OBP: 0.500, SLG: 0.381 (6, 8)										1	1	1	0	1	0	0
14 Omar Infante, R (1, 4) OBP: 0.400, SLG: 0.444	0-0 35 G4-3 2B	SSS 0-3 K		0-0 FC5 2-3		0-0 F7		0-0 G4-3 1-2 2-3		3	0	1	0	0	1	2
9 Johnny Giavotella, R (6, PH) OBP: 0.308, SLG: 0.520 (6, 4)										2	0	0	0	0	0	3
35 Eric Hosmer, L (1, 3) OBP: 0.343, SLG: 0.606	G4-3 2-3	BBX 2-0 HR			0-0 7 1B 2B	BX 1-0 F7 1-2		0-0 G6-3 3-H		3	2	2	1	0	0	1
19 Danny Valencia, R (6, PH) OBP: 0.267, SLG: 0.296 (6, 3)										2	0	0	1	0	0	2
16 Billy Butler, R (1, 10) OBP: 0.432, SLG: 0.485	BBBB 4-0 7 BB BB	0-0 G5-3			BBBB 4-0 7 1B 8 SF9 BB	BX 1-0 2-H 1B		BBBB 4-0 2-3 BB		1	1	0	0	2	0	0
50 Ramon Hernandez, R (6, PH) OBP: 0.600, SLG: 0.500 (6, 10)										1	0	1	1	1	0	0
7 Carlos Peguero, L (1, 7) OBP: 0.435, SLG: 0.333	BBBB 4-0 13 FC6-4 1-2 BB	BBBB 4-0 13 G6-3 BB			0-0 6 S 1-3 2-H 1B	0-0 G4-3		0-0 G4-3		1	0	1	1	2	0	0
64 Jimmy Paredes, S (6, PH) OBP: 0.111, SLG: 0.059 (6, 7)										2	0	0	0	0	0	3
13 Salvador Perez, R (1, 2) OBP: 0.370, SLG: 0.680	0-0 FC6-4 1-2f	0-0 G6-3 1-2			SSS 0-3 K		SSS 0-3 K		0-0 F8	4	0	0	0	0	2	6
12 Brett Hayes, R (7, 2) OBP: 0.400, SLG: 0.333										1	0	0	0	0	0	0
8 Mike Moustakas, L (1, 5) OBP: 0.559, SLG: 1.036		0-0 45 SH1-4 6 1B 23 G4-3 1B	0-0 G3-1		0-0 SF9 3-H		0-0 G6-3		0-0 F9	2	1	1	1	0	0	1
37 Pedro Ciriaco, R (6, 5) OBP: 0.400, SLG: 0.640										2	0	0	0	0	0	0
6 Lorenzo Cain, R (1, 9) OBP: 0.429, SLG: 0.400	0-0 23 G4-3 45 SH1-4 1-2 1B		0-0 F9	BBBB 4-0 45 FC6-4 1-2 BB	CCC 0-3 K		0-0 F7		2	0	1	0	1	0	0
6 Brett Eibner, R (6, 9)										2	0	0	0	0	1	0
45 Jason Donald, R (1, 6) OBP: 0.429, SLG: 0.375	0-0 SH1-4 1-2 2-3		0-0 14 FC5 2B	0-0 FC6-4 1-2f		0-0 9 G4-3 1 1B 19 G6-3 1B				2	0	1	0	0	0	2
24 Christian Colón, R (6, 6) OBP: 0.357, SLG: 0.360										1	1	1	0	0	0	0

AB	35
R	6
H	10
RBI	6
BB	7
SO	4
LOB	22

Inning Stats	1	2	3	4	5	6	7	8	9
	R: 0 E: 0 K: 0 S: 4	H: 1 LOB: 3 BB: 2 P: 12	R: 1 E: 0 K: 1 S: 7	H: 2 LOB: 1 BB: 0 P: 7	R: 1 E: 0 K: 0 S: 4	H: 1 LOB: 1 BB: 0 P: 4	R: 2 E: 0 K: 1 S: 7	H: 2 LOB: 2 BB: 2 P: 15	R: 1 E: 0 K: 0 S: 4	H: 1 LOB: 1 BB: 1 P: 10	R: 0 E: 0 K: 2 S: 7	H: 0 LOB: 0 BB: 0 P: 7	R: 1 E: 0 K: 0 S: 5	H: 2 LOB: 2 BB: 1 P: 9	R: 0 E: 0 K: 0 S: 3	H: 0 LOB: 0 BB: 0 P: 3

1B: 6	SF: 1
2B: 3	SAC: 1
3B: 0	DP: 0
HR: 1	HBP: 0

WP: 1	PA: 44
PB: 0	
SB: 3	
CS: 0	

PITCHER		IP	WLS	BF	H	R	ER	SO	BB	IBB	HBP	BLK	WP	HR	S	P	ERA	WHIP
34 Zach McAllister, R ERA: 2.45	(1, 1)	3.1		17	4	2	2	1	3	0	0	0	0	1	16	30	5.40	2.100
71 Bryan Price, R ERA: 4.15	(4, 1)	1.1	B	9	3	2	2	1	2	0	0	0	0	0	9	17	13.50	3.750
Kyle Crockett, L ERA:	(5, 1)	0.1		1	0	0	0	0	0	0	0	0	0	0	1	1	0.00	0.000
52 Vinnie Pestano, R ERA: 2.25	(6, 1)	1.0		5	1	1	1	0	1	0	0	0	1	0	4	10	9.00	2.000
49 Blake Wood, R ERA: 1.5	(7, 1)	1.0	W	3	0	0	0	2	0	0	0	0	0	0	7	7	0.00	0.000

PITCHER		IP	WLS	BF	H	R	ER	SO	BB	IBB	HBP	BLK	WP	HR	S	P	ERA	WHIP
48 Scott Atchison, R ERA: 2.25	(8, 1)	1.0	H	6	2	1	1	0	1	0	0	0	0	0	5	9	9.00	3.000
36 Preston Guilmet, R ERA:	(9, 1)	1.0		3	0	0	0	0	0	0	0	0	0	0	3	3	0.00	0.000

Batter	1	2	3	4	5	6	7	8	9	AB	R	H	RBI	BB	SO	LOB
24 Michael Bourn, L (1, 8) OBP: 0.250, SLG: 0.182 Anthony Gallas, R (7, 9)	B B B B 4-0 33 1B 22 1B BB	S S S 0-3 ② K		X 0-0 ① B1-3		X 0-0 ③ G4-3		F8 0-0 ⑤ F8		3 2	1 0	0 0	0 0	1 0	1 0	3 2
33 Nick Swisher, S (1, 3) OBP: 0.304, SLG: 0.158 30 Elliot Johnson, S (7, 6) OBP: 0.455, SLG: 0.905	X 0-0 22 1B 41 E 1-2 1B	C C C 0-3 ③ K		X 0-0 ② F8			X 0-0 1 BB 76 1B 1B	B B B S S X 3-2 HR		3 2	1 2	1 2	1 1	0 0	1 0	2 0
22 Jason Kipnis, L (1, 4) OBP: 0.444, SLG: 0.500 1 David Adams, R (7, 4) OBP: 0.333, SLG: 0.286	X 0-0 41 E 1-3 2-H 1B		H 1-0 23 1B 11 1B HBP	S S S 0-3 ③ K			B B B B 4-0 76 1B 46 2B 1-2 BB	X 0-0 46 BB 76 BB 7 FC3-6 1B		2 1	1 2	1 1	1 0	0 1	1 0	0 0
41 Carlos Santana, S (1, 5) OBP: 0.192, SLG: 0.320 76 Ryan Rohlinger, R (7, 5) OBP: 0.583, SLG: 0.571	1 SAFE S S S 0-3 ① K 1-3 3-H		X 0-0 ① F8		X 0-0 ① G6-3		X 0-0 46 2B 1-3 2-H 1B	B B B B 4-0 46 BB 7 E 1-2 BB		3 1	0 2	0 1	0 1	0 1	1 0	2 0
23 Michael Brantley, L (1, 7) OBP: 0.542, SLG: 0.667 46 David Cooper, L (7, 3) OBP: 0.400, SLG: 0.333	X 0-0 ② G6-3		X 0-0 40 BB 11 1B 1-2 1B		X 0-0 ② F7		X 0-0 26 2B 1-H 3-H 2B	B B B B 4-0 7 FC3-6 1-2 2-3 BB		3 1	0 1	1 1	0 2	0 1	0 0	1 0
7 David Murphy, L (1, 10) OBP: 0.231, SLG: 0.217 84 Ordomar Valdez, S (8, PR) (9, 10)	X 0-0 ③ G3-1		X 0-0 ② F8		X 0-0 ③ F8		X 0-0 ① P4	X 0-0 ② FC3-6 26 HR 1-2f 2-H 3-H		5 0	0 1	0 0	1 0	0 0	0 0	5 0
11 Jeff Francoeur, R (1, 9) OBP: 0.304, SLG: 0.286 26 Matt Carson, R (7, 8) OBP: 0.370, SLG: 0.500		S C C C 0-3 ① K	X 0-0 40 BB 1-2 2-H 1B			X 0-0 ① P4	X 0-0 86 G5-3 2-H 2B	X 0-0 2-H HR		3 2	0 1	1 2	1 3	0 0	1 0	0 0
40 Justin Sellers, R (1, 6) OBP: 0.733, SLG: 0.909 86 Tyler Holt, R (7, 7) OBP: 0.500, SLG: 0.500		B B B B 4-0 12 1B BB	B B B 4-0 1-2 2-3 BB			X 0-0 2B	X 0-0 ② G5-3 2-3	X 0-0 57 E 1B		1 2	0 0	1 1	0 0	2 0	0 0	0 1
12 Matt Treanor, R (1, 2) OBP: 0.133, SLG: 0.071 57 Luke Carlin, S (7, 2) OBP: 0.154, SLG: 0.231		X 0-0 1-2 1B	C C C 0-3 ③ K			S S S 0-3 ② K	X 0-0 ③ G5-3	X 0-0 E5 1-2		3 2	0 0	1 0	0 0	0 0	2 0	4 3
Inning Stats	R: 2 E: 1 K: 1 S: 7 H: 2 LOB: 1 BB: 1 P: 11	R: 0 E: 0 K: 3 S: 10 H: 1 LOB: 2 BB: 1 P: 14	R: 1 E: 0 K: 1 S: 7 H: 2 LOB: 3 BB: 1 P: 12	R: 0 E: 0 K: 1 S: 5 H: 0 LOB: 0 BB: 0 P: 5	R: 0 E: 0 K: 0 S: 3 H: 0 LOB: 0 BB: 0 P: 3	R: 0 E: 0 K: 1 S: 6 H: 1 LOB: 1 BB: 0 P: 6	R: 4 E: 0 K: 0 S: 7 H: 4 LOB: 1 BB: 1 P: 11	R: 5 E: 2 K: 0 S: 10 H: 4 LOB: 2 BB: 2 P: 21		1B: 9 2B: 3 3B: 0 HR: 2 SF: 0 SAC: 0 DP: 0 HBP: 1						

PITCHER		IP	WLS	BF	H	R	ER	SO	BB	IBB	HBP	BLK	WP	HR	S	P	ERA	WHIP
11 Jeremy Guthrie, R ERA: 9.0	(1, 1)	3.0		18	5	3	2	5	3	0	1	0	0	0	24	37	6.00	2.667
46 Justin Marks, L ERA: 4.5	(4, 1)	2.0		6	0	0	0	1	0	0	0	0	0	0	8	8	0.00	0.000
39 P.J. Walters, R ERA: 9.82	(6, 1)	1.2	L	11	5	4	4	1	1	0	0	0	0	0	12	16	21.60	3.600
73 Scott Alexander, L ERA: 5.4	(7, 1)	0.1		1	0	0	0	0	0	0	0	0	0	0	1	1	0.00	0.000
25 Everett Teaford, L ERA: 15.0	(8, 1)	1.0		10	4	5	5	0	2	0	0	0	0	2	10	21	45.00	6.000

PITCHER	IP	WLS	BF	H	R	ER	SO	BB	IBB	HBP	BLK	WP	HR	S	P	ERA	WHIP

BOTTOM

Kansas City Royals @ Cleveland Indians

Goodyear Ballpark, Goodyear, AZ

Thu Mar 13 2014, 4:06 PM - 7:08 PM EDT

Att. 4,051 - Cloudy - 77 F

livebaseballscorecards.com

AB	39
R	12
H	14
RBI	10
BB	6
SO	7
LOB	23

WP: 0 PA: 46
PB: 0
SB: 0
CS: 0

Batter	1	2	3	4	5	6	7	8	9	AB	R	H	RBI	BB	SO	LOB
24 Michael Bourn, L (1, 8) OBP: 0.250, SLG: 0.192 87 Logan Vick, L (7, 7)	F7		G6-3		G6-3		26 HBP 1B 3-H		K	4 1	0 0	1 0	0 0	0 0	0 1	0 0
13 Asdrúbal Cabrera, S (1, 10) OBP: 0.552, SLG: 0.591 26 Matt Carson, R (7, PH) OBP: 0.393, SLG: 0.500 (7, 10) 86 Claudio Bautista, R (9, PH) (9, 10)	P5		22 WP BB		1B		1-2 HBP		L8	2 0 1	0 0 0	1 0 0	0 0 0	1 0 0	0 0 0	0 0 0
22 Jason Kipnis, L (1, 4) OBP: 0.433, SLG: 0.462 40 Justin Sellers, R (6, 4) OBP: 0.647, SLG: 0.769	G3-1		1-2 BB		K		K		K	2 2	0 0	0 0	0 0	1 0	1 2	1 2
23 Michael Brantley, L (1, 7) OBP: 0.481, SLG: 0.583 92 Jordan Smith, L (6, 7) (7, 8)	G3-1		L8			L7		K		3 1	0 0	0 0	0 0	0 0	0 1	2 0
8 Lonnie Chisenhall, L (1, 5) OBP: 0.364, SLG: 0.414 76 Ryan Rohlinger, R (6, 5) OBP: 0.615, SLG: 0.625	P4			K		G4-3		10 HBP 1B 46 SF9 1B		3 1	0 1	0 1	0 0	0 0	1 0	0 0
10 Yan Gomes, R (1, 2) OBP: 0.310, SLG: 0.308 57 Luke Carlin, S (8, 2) OBP: 0.154, SLG: 0.231	11 1B 1B			F8		G5-3		1-2 46 SF9 1B HBP		3 0	0 0	1 0	0 0	0 0	0 0	0 0
11 Jeff Francoeur, R (1, 9) OBP: 0.346, SLG: 0.304 Cody Ferrell, R (7, 9) OBP: 1.000, SLG: 1.000	1-3 1B			1 S BB			G4-3	1-2 2-3 1B		2 1	0 0	1 1	0 0	1 0	0 0	0 0
1 David Adams, R (1, 3) OBP: 0.310, SLG: 0.261 46 David Cooper, L (7, PH) OBP: 0.412, SLG: 0.462 (7, 3)	G4-3			1-2			30 G4-3 24 PB 2B	2-3 3-H SF9		2 1	0 1	0 1	0 1	0 0	0 0	3 0
30 Elliot Johnson, S (1, 6) OBP: 0.400, SLG: 0.792 84 Ronny Rodríguez, R (7, 6)			F7		L9		2-3 G4-3	G5-3		3 1	0 0	0 0	0 0	0 0	0 0	1 2
Inning Stats	R: 0 H: 0 E: 0 LOB: 0 K: 0 BB: 0 S: 3 P: 3	R: 0 H: 2 E: 0 LOB: 2 K: 0 BB: 0 S: 5 P: 5	R: 0 H: 0 E: 0 LOB: 2 K: 0 BB: 2 S: 3 P: 11	R: 0 H: 0 E: 0 LOB: 1 K: 1 BB: 1 S: 6 P: 10	R: 0 H: 1 E: 0 LOB: 1 K: 1 BB: 0 S: 6 P: 6	R: 0 H: 0 E: 0 LOB: 0 K: 0 BB: 0 S: 3 P: 3	R: 1 H: 2 E: 0 LOB: 2 K: 1 BB: 0 S: 7 P: 9	R: 1 H: 2 E: 0 LOB: 2 K: 1 BB: 0 S: 7 P: 8	R: 0 H: 0 E: 0 LOB: 0 K: 2 BB: 0 S: 7 P: 7	1B: 6 SF: 1 2B: 1 SAC: 0 3B: 0 DP: 0 HR: 0 HBP: 2						

TOP

Cleveland Indians @ Chicago White Sox

Camelback Ranch, Glendale, AZ

Fri Mar 14 2014, 4:09 PM - 6:55 PM EDT

Att. 5,786 - Partly Cloudy - 73 F

livebaseballscorecards.com

AB	33
R	2
H	7
RBI	1
BB	3
SO	6
LOB	11

WP: 1 PA: 39
PB: 1
SB: 1
CS: 0

PITCHER		IP	WLS	BF	H	R	ER	SO	BB	IBB	HBP	BLK	WP	HR	S	P	ERA	WHIP
33 Dylan Axelrod, R ERA: 1.13	(1, 1)	3.0		13	2	0	0	0	2	0	0	0	1	0	11	19	0.00	1.333
53 Eric Surkamp, L ERA: 7.5	(4, 1)	1.0		4	0	0	0	1	1	0	0	0	0	0	6	10	0.00	1.000
57 Zach Putnam, R ERA:	(5, 1)	1.0		4	1	0	0	1	0	0	0	0	0	0	6	6	0.00	1.000
86 Cody Winiarski, R ERA: 3.6	(6, 1)	1.0	H	3	0	0	0	0	0	0	0	0	0	0	3	3	0.00	0.000
52 Jake Petricka, R ERA: 4.26	(7, 1)	1.0	H	6	2	1	1	1	0	0	1	0	0	0	7	9	9.00	2.000
40 Daniel Webb, R ERA: 3.0	(8, 1)	1.0	B	6	2	1	1	1	0	0	1	0	0	0	7	8	9.00	2.000
90 Ryan Kussmaul, R ERA:	(9, 1)	1.0		3	0	0	0	2	0	0	0	0	0	0	7	7	0.00	0.000

Cleveland Indians @ Chicago White Sox

Camelback Ranch, Glendale, AZ

Fri Mar 14 2014, 4:09 PM - 6:55 PM EDT

Att. 5,786 - Partly Cloudy - 73 F

livebaseballscorecards.com

BOTTOM

Batter	1	2	3	4	5	6	7	8	9	AB	R	H	RBI	BB	SO	LOB
1 Adam Eaton, L (1, 8) OBP: 0.500, SLG: 0.478 18 Blake Tekotte, L (5, PR) OBP: 0.214, SLG: 0.385 (6, 8)	G4-3		G4-3		1B			P6		3 1	0 0	1 0	0 0	0 0	0 0	1 0
15 Gordon Beckham, R (1, 4) OBP: 0.194, SLG: 0.300 28 Leury García, S (6, 4) OBP: 0.368, SLG: 0.250	K			F8	F8			G4-3		3 1	0 0	0 0	0 0	0 0	1 0	1 0
79 José Abreu, R (1, 3) OBP: 0.310, SLG: 0.464 76 Andy Wilkins, L (7, 3) OBP: 0.688, SLG: 0.818	K			2B		G6-3		1B		3 1	0 0	1 1	0 0	0 0	1 0	0 0
26 Avisaíl García, R (1, 9) OBP: 0.250, SLG: 0.323 Alex Liddi, R (6, PR) OBP: 0.308, SLG: 0.769 (7, 9)		L3		G5-3		44 G5-6-3 1B		F8		3 1	0 0	1 0	0 0	0 0	0 0	1 1
44 Adam Dunn, L (1, 10) OBP: 0.217, SLG: 0.182		K		K		G5-6-3 1-2f			K	4	0	0	0	0	3	2
24 Dayan Viciedo, R (1, 7) OBP: 0.357, SLG: 0.444 83 Micah Johnson, L (7, PR) OBP: 0.533, SLG: 0.500 22 Matt Davidson, R (8, 5) OBP: 0.250, SLG: 0.435		G5-3			K		10 CS 1B		L4	3 0 1	0 0 0	1 0 0	0 0 0	0 0 0	1 0 0	0 0 0
10 Alexei Ramirez, R (1, 6) OBP: 0.226, SLG: 0.290 5 Marcus Semien, R (8, 6) OBP: 0.350, SLG: 0.294			F7		G5-3		P4 1-2		2B	3 1	0 0	0 1	0 0	0 0	0 0	1 0
12 Conor Gillaspie, L (1, 5) OBP: 0.321, SLG: 0.577 20 Jordan Danks, L (8, 7) OBP: 0.379, SLG: 0.630			P6		HR		BB		K	2 1	1 0	1 0	1 0	1 0	0 1	0 1
36 Josh Phegley, R (1, 2) OBP: 0.278, SLG: 0.611 38 Hector Gimenez, S (8, 2) OBP: 0.143, SLG: 0.286			2B		HR		F9			3 0	1 0	2 0	1 0	0 0	0 0	1 0
Inning Stats	R: 0 E: 0 K: 2 S: 7 H: 0 LOB: 0 BB: 0 P: 7	R: 0 E: 0 K: 1 S: 5 H: 0 LOB: 0 BB: 0 P: 5	R: 0 E: 0 K: 0 S: 4 H: 1 LOB: 1 BB: 0 P: 4	R: 0 E: 0 K: 1 S: 6 H: 1 LOB: 1 BB: 0 P: 6	R: 2 E: 0 K: 1 S: 9 H: 3 LOB: 1 BB: 0 P: 10	R: 0 E: 0 K: 0 S: 3 H: 1 LOB: 1 BB: 0 P: 3	R: 0 E: 0 K: 0 S: 3 H: 1 LOB: 1 BB: 1 P: 8	R: 0 E: 0 K: 0 S: 4 H: 1 LOB: 1 BB: 0 P: 4	R: 0 E: 0 K: 2 S: 8 H: 1 LOB: 1 BB: 0 P: 8	1B: 4 2B: 3 3B: 0 HR: 2 SF: 0 SAC: 0 DP: 1 HBP: 0						

	AB	34
	R	2
	H	9
	RBI	2
	BB	1
	SO	7
	LOB	9

WP: 0 PB: 0 SB: 0 CS: 1 PA: 35

PITCHER		IP	WLS	BF	H	R	ER	SO	BB	IBB	HBP	BLK	WP	HR	S	P	ERA	WHIP
43 Josh Tomlin, R ERA: 2.57	(1, 1)	5.0		20	5	2	2	5	0	0	0	0	0	2	31	32	3.60	1.000
27 Bryan Shaw, R ERA:	(6, 1)	1.0		3	1	0	0	0	0	0	0	0	0	0	3	3	0.00	1.000
37 Cody Allen, R ERA: 3.0	(7, 1)	1.0		4	1	0	0	0	1	0	0	0	0	0	3	8	0.00	2.000
53 David Aardsma, R ERA: 3.6	(8, 1)	1.0		4	1	0	0	0	0	0	0	0	0	0	4	4	0.00	1.000
Mike Zagurski, L ERA: 2.25	(9, 1)	1.0		4	1	0	0	2	0	0	0	0	0	0	8	8	0.00	1.000

PITCHER	IP	WLS	BF	H	R	ER	SO	BB	IBB	HBP	BLK	WP	HR	S	P	ERA	WHIP

TOP

Arizona Diamondbacks @ Cleveland Indians

Goodyear Ballpark, Goodyear, AZ

Sat Mar 15 2014, 4:09 PM - 6:52 PM EDT

Att. 8,808 - Sunny - 79 F

livebaseballscorecards.com

Batter	1	2	3	4	5	6	7	8	9	AB	R	H	RBI	BB	SO	LOB
8 Gerardo Parra, L (1, 9) OBP: 0.432, SLG: 0.429	0-0 16 F9 44 HR 2B	0-0 G3-1 ③		0-0 1-2 1B		0-0 F7 ②			0-0 F8 ①	4	1	2	0	0	0	2
21 Mike Jacobs, L (7, 3) OBP: 0.161, SLG: 0.172										1	0	0	0	0	0	0
16 Chris Owings, R (1, 6) OBP: 0.326, SLG: 0.372	0-0 F9 ① 2-3		0-0 44 2B 1B	0-0 G4-3 ③		S S S 0-3 K ③			0-0 F7 ②	4	1	1	0	0	1	5
76 Andy Marte, R (7, 5) OBP: 0.304, SLG: 0.500										1	0	0	0	0	0	0
44 Paul Goldschmidt, R (1, 3) OBP: 0.333, SLG: 0.390	B B B S X 3-1 3-H HR		0-0 14 G3 1-H 2B		B B B 4-0 14 S BB		S S S 0-3 K ①		0-0 F8 ③	3	1	2	3	1	1	0
49 Shelley Duncan, R (7, 7) OBP: 0.286, SLG: 0.292										1	0	0	0	0	0	0
14 Martín Prado, R (1, 5) OBP: 0.500, SLG: 0.703	B B B S S X 3-2 HR		0-0 G3 ① 2-3		B X 1-0 G6-3 ① 1-2		S S S 0-3 K ②			4	1	1	1	0	1	2
11 Tyler Bortnick, R (7, 4) OBP: 0.250, SLG: 0.250										0	0	0	0	0	0	0
12 Eric Chavez, L (1, 10) OBP: 0.207, SLG: 0.321	0-0 P6 ②		S S S 0-3 K ②		0-0 G5-3 ②		0-0 15 FC6-4 1B			4	0	1	0	0	1	2
15 Mark Trumbo, R (1, 7) OBP: 0.333, SLG: 0.485	0-0 26 S 1B		0-0 G1-3 ③		S S S 0-3 K ③		0-0 FC6-4 ③ 1-2f			4	0	1	0	0	1	3
27 Matt Tuiasosopo, R (7, 9) OBP: 0.189, SLG: 0.152										0	0	0	0	0	0	0
26 Miguel Montero, L (1, 2) OBP: 0.303, SLG: 0.419	B S S S 1-3 K ③ 1-2			0-0 G4-3 ①		0-0 11 SH1-3 1B		0-0 G4-3 ①		3	0	1	0	0	1	1
1 Didi Gregorius, L (7, 6) OBP: 0.263, SLG: 0.278										1	0	0	0	0	0	0
11 AJ Pollock, R (1, 8) OBP: 0.452, SLG: 0.737		0-0 P4 ①		0-0 P4 ②		0-0 SH1-3 ① 1-2		S S S 0-3 K ②		2	0	0	0	0	0	0
19 Tony Campana, L (7, 8) OBP: 0.282, SLG: 0.200										1	0	0	0	0	1	0
4 Cliff Pennington, S (1, 4) OBP: 0.333, SLG: 0.355		0-0 L5 ②		B B B 4-0 8 1B BB		B B B 4-0 BB		0-0 P5 ③		1	0	0	0	2	0	0
9 Tuffy Gosewisch, R (7, 2) OBP: 0.313, SLG: 0.625										1	0	0	0	0	0	0

Inning Stats	1	2	3	4	5	6	7	8	9
	R: 3 H: 4 E: 0 LOB: 1 K: 1 BB: 0 S: 12 P: 19	R: 0 H: 0 E: 0 LOB: 0 K: 0 BB: 0 S: 3 P: 3	R: 1 H: 2 E: 0 LOB: 1 K: 1 BB: 0 S: 7 P: 7	R: 0 H: 1 E: 0 LOB: 2 K: 0 BB: 1 S: 4 P: 8	R: 0 H: 0 E: 0 LOB: 1 K: 1 BB: 1 S: 5 P: 10	R: 0 H: 1 E: 0 LOB: 1 K: 1 BB: 1 S: 6 P: 10	R: 0 H: 1 E: 0 LOB: 1 K: 2 BB: 0 S: 8 P: 8	R: 0 H: 0 E: 0 LOB: 0 K: 1 BB: 0 S: 5 P: 5	R: 0 H: 0 E: 0 LOB: 0 K: 0 BB: 0 S: 3 P: 3

| | | | | | | | | | |

BOTTOM

Arizona Diamondbacks @ Cleveland Indians

Goodyear Ballpark, Goodyear, AZ

Sat Mar 15 2014, 4:09 PM - 6:52 PM EDT

Att. 8,808 - Sunny - 79 F

livebaseballscorecards.com

Batter	1	2	3	4	5	6	7	8	9	AB	R	H	RBI	BB	SO	LOB
13 Asdrúbal Cabrera, S (1, 6) OBP: 0.500, SLG: 0.520 1 David Adams, R (6, 4) OBP: 0.300, SLG: 0.250	F7	K			K		P4			3 1	0 0	0 0	0 0	0 0	2 0	3 1
33 Nick Swisher, S (1, 3) OBP: 0.269, SLG: 0.136 46 David Cooper, L (6, 3) OBP: 0.389, SLG: 0.429	K		F9		P4		F8			3 1	0 0	0 0	0 0	0 0	1 0	1 1
11 Jeff Francoeur, R (1, 10) OBP: 0.310, SLG: 0.269 Juan Romero, R (8, PH) (9, 10)	F9		F9			L6		G5-3		3 1	0 0	0 0	0 0	0 0	0 0	0 0
41 Carlos Santana, S (1, 5) OBP: 0.172, SLG: 0.286 76 Ryan Rohlinger, R (7, 5) OBP: 0.643, SLG: 0.667		E3 4 2B	K			K		G5-4-3 1B		3 1	1 0	0 1	0 0	0 0	2 0	0 0
4 Mike Aviles, R (1, 7) OBP: 0.417, SLG: 0.652 Bryson Myles, R (6, PR) (7, 7)		1-H 7 2B 2B		G3-6-3 7 1B		7 1B 1B		G5-4-3 1-2f		3 1	0 0	3 0	1 0	0 0	0 0	0 1
7 David Murphy, L (1, 9) OBP: 0.276, SLG: 0.308 Anthony Gallas, R (6, PR) (7, 9)		30 1B 57 1B 2-H 2B	G3-6-3 1-2f			1-3 1B			P2	3 1	1 0	2 0	0 0	0 0	0 0	1 0
30 Elliot Johnson, S (1, 8) OBP: 0.429, SLG: 0.778 Josh McAdams, R (7, 8)		57 1B 2-3 1B	40 CS 1B			K			K	3 1	0 0	2 0	0 0	0 0	1 1	2 0
40 Justin Sellers, R (1, 4) OBP: 0.600, SLG: 0.688 (6, 6) 85 Robel García, S (7, PR) (8, 6)	P3		CS 1-2		B2-3		1B		K	3 1	0 0	1 0	0 0	0 0	0 1	2 0
57 Luke Carlin, S (1, 2) OBP: 0.250, SLG: 0.313 84 Eric Haase, R (8, 2)	1-2 3-H 1B				1B		K			3 0	0 0	2 0	1 0	0 0	1 0	1 0
Inning Stats	R: 0 E: 0 K: 1 S: 5 H: 0 LOB: 0 BB: 0 P: 5	R: 2 E: 1 K: 1 S: 9 H: 4 LOB: 2 BB: 0 P: 9	R: 0 E: 0 K: 1 S: 5 H: 0 LOB: 0 BB: 0 P: 5	R: 0 E: 0 K: 0 S: 3 H: 2 LOB: 0 BB: 0 P: 4	R: 0 E: 0 K: 1 S: 6 H: 1 LOB: 1 BB: 0 P: 6	R: 0 E: 0 K: 2 S: 9 H: 2 LOB: 2 BB: 0 P: 9	R: 0 E: 0 K: 1 S: 8 H: 1 LOB: 1 BB: 0 P: 10	R: 0 E: 0 K: 0 S: 3 H: 1 LOB: 0 BB: 0 P: 3	R: 0 E: 0 K: 2 S: 7 H: 0 LOB: 0 BB: 0 P: 7	1B: 9 2B: 2 3B: 0 HR: 0 SF: 0 SAC: 0 DP: 2 HBP: 0						

	AB	35
	R	2
	H	11
	RBI	2
	BB	0
	SO	9
	LOB	13

WP: 0 PA: 36
PB: 0
SB: 0
CS: 1

PITCHER		IP	WLS	BF	H	R	ER	SO	BB	IBB	HBP	BLK	WP	HR	S	P	ERA	WHIP
46 Patrick Corbin, L ERA: 3.26	(1, 1)	6.1	W	27	10	2	0	7	0	0	0	0	0	0	41	42	0.00	1.579
59 Oliver Pérez, L ERA:	(7, 1)	0.2	H	2	0	0	0	0	0	0	0	0	0	0	4	6	0.00	0.000
54 Joe Thatcher, L ERA: 1.35	(8, 1)	1.0	H	3	1	0	0	0	0	0	0	0	0	0	3	3	0.00	1.000
50 Ryan Rowland-Smith, L ERA:	(9, 1)	0.2	H	2	0	0	0	1	0	0	0	0	0	0	4	4	0.00	0.000
47 Joe Paterson, L ERA: 4.26	(9, 1)	0.1	S	1	0	0	0	1	0	0	0	0	0	0	3	3	0.00	0.000

PITCHER	IP	WLS	BF	H	R	ER	SO	BB	IBB	HBP	BLK	WP	HR	S	P	ERA	WHIP

Batter	1	2	3	4	5	6	7	8	9	AB	R	H	RBI	BB	SO	LOB
13 Asdrúbal Cabrera, S (1, 10) OBP: 0.472, SLG: 0.483	41 2B / 11 2B 1B		CCC 0-3 ① K		x 0-0 ③ F9			x 0-0 ① F9		4	1	1	0	0	1	1
30 Elliot Johnson, S (1, 6) OBP: 0.387, SLG: 0.700 Francisco Lindor, S (6, 6) OBP: 0.313, SLG: 0.533	CCC 0-3 ① K		SSS 0-3 ② K			x 0-0 ① G3-1		BBBB 4-0 10 1B / 86 1B BB		3 0	0 0	0 0	0 0	0 1	2 0	1 0
41 Carlos Santana, S (1, 5) OBP: 0.212, SLG: 0.438 80 Joey Wendle, L (8, 4) OBP: 0.143, SLG: 0.143	x 0-0 11 2B / 1-3 2B		x 0-0 ③ F9			x 0-0 HR		x 0-0 ② L9		4 0	2 0	2 0	1 0	0 0	0 0	1 0
10 Yan Gomes, R (1, 2) OBP: 0.303, SLG: 0.300 Jake Lowery, L (8, 2) OBP: 0.333, SLG: 1.333	SSS 0-3 ② K			SSS 0-3 ① K		SSS 0-3 ② K		x 0-0 86 1B / 1-3 1B		4 0	0 0	1 0	0 0	0 0	3 0	2 0
11 Jeff Francoeur, R (1, 7) OBP: 0.313, SLG: 0.310 86 Tyler Holt, R (6, 7) OBP: 0.600, SLG: 0.600	x 0-0 2-H 3-H 2B			x 0-0 ② G5-3		x 0-0 ③ F7		x 0-0 ③ 1-3 3-H 1B		3 1	0 0	1 1	2 0	0 0	0 0	0 0
4 Mike Aviles, R (1, 8) OBP: 0.370, SLG: 0.577 87 Logan Vick, L (7, 9)	x 0-0 ③ G6-3			SSS 0-3 ③ K			x 0-0 ① P4		BBBB 4-0 1 G6-4-3 BB	3 0	0 0	0 0	0 0	0 1	1 0	1 0
92 Jordan Smith, L (1, 9) (7, 8)		SSS 0-3 ① K			CCC 0-3 ① K		x 0-0 ② G4-3		SSS 0-3 ① K	4	0	0	0	0	3	1
1 David Adams, R (1, 3) OBP: 0.324, SLG: 0.286		x 0-0 ② G4-3			x 0-0 1B		x 0-0 1B		x 0-0 ②③ G6-4-3 1-2f	4	0	2	0	0	0	1
76 Ryan Rohlinger, R (1, 4) OBP: 0.529, SLG: 0.500 (8, 5)		x 0-0 ③ G4-3			x 0-0 ② F8		x 0-0 ③ F9			3	0	0	0	0	0	2
Inning Stats	R: 2 E: 0 K: 2 S: 10 H: 3 LOB: 1 BB: 0 P: 10	R: 0 E: 0 K: 1 S: 5 H: 0 LOB: 0 BB: 0 P: 5	R: 0 E: 0 K: 2 S: 7 H: 0 LOB: 0 BB: 0 P: 7	R: 0 E: 0 K: 2 S: 7 H: 0 LOB: 0 BB: 0 P: 7	R: 0 E: 0 K: 1 S: 6 H: 1 LOB: 1 BB: 0 P: 6	R: 1 E: 0 K: 1 S: 6 H: 1 LOB: 0 BB: 0 P: 6	R: 0 E: 0 K: 0 S: 4 H: 1 LOB: 1 BB: 0 P: 4	R: 0 E: 0 K: 0 S: 4 H: 2 LOB: 2 BB: 1 P: 8	R: 0 E: 0 K: 1 S: 4 H: 0 LOB: 0 BB: 1 P: 8	1B: 5 2B: 2 3B: 0 HR: 1	SF: 0 SAC: 0 DP: 1 HBP: 0						

TOP

Cleveland Indians @ Chicago Cubs

Cubs Park, Mesa, AZ

Sun Mar 16 2014, 4:09 PM - 6:33 PM EDT

Att. 14,918 - Sunny - 75 F

livebaseballscorecards.com

AB	33
R	3
H	8
RBI	3
BB	2
SO	10
LOB	10

WP: 0 PB: 0 SB: 0 CS: 0 PA: 35

PITCHER		IP	WLS	BF	H	R	ER	SO	BB	IBB	HBP	BLK	WP	HR	S	P	ERA	WHIP
37 Travis Wood, L ERA: 5.91	(1, 1)	5.0	L	19	4	2	2	8	0	0	0	0	0	0	35	35	3.60	0.800
56 Héctor Rondón, R ERA: 11.81	(6, 1)	1.0		4	1	1	1	1	0	0	0	0	0	1	6	6	9.00	1.000
40 James Russell, L ERA: 4.5	(7, 1)	1.0		4	1	0	0	0	0	0	0	0	0	0	4	4	0.00	1.000
47 Arodys Vizcaíno, R ERA:	(8, 1)	1.0		5	2	0	0	0	1	0	0	0	0	0	4	8	0.00	3.000
57 Jonathan Sánchez, L ERA: 7.94	(9, 1)	1.0		3	0	0	0	1	1	0	0	0	0	0	4	8	0.00	1.000

PITCHER	IP	WLS	BF	H	R	ER	SO	BB	IBB	HBP	BLK	WP	HR	S	P	ERA	WHIP

Batter	1	2	3	4	5	6	7	8	9	AB	R	H	RBI	BB	SO	LOB
43 Emilio Bonifácio, S (1, 6) OBP: 0.241, SLG: 0.393	SSS 0-3 ① K		X 0-0 ② G3 2-3			SSS 0-3 ① K	X 0-0 ③ L8		X 0-0 ③ P4	3	0	0	0	0	2	1
Albert Almora Jr., R (7, 8) OBP: 0.462, SLG: 0.538										2	0	0	0	0	0	3
21 Junior Lake, R (1, 8) OBP: 0.185, SLG: 0.160	SSS 0-3 ② K		SSS 0-3 ③ K			X 0-0 24 2B 1B		CCC 0-3 ① K		3	1	1	0	0	2	1
92 Gioskar Amaya, R (7, 4)										1	0	0	0	0	1	0
24 Luis Valbuena, L (1, 4) OBP: 0.391, SLG: 0.632	X 0-0 ③ G4-3			X 0-0 38 G6-3 2B		X 0-0 1-H 2B		BBB 4-0 BB		3	0	2	1	0	0	0
74 Carlos Penalver, R (7, 6)										0	0	0	0	1	0	0
30 Mike Olt, R (1, 10) OBP: 0.241, SLG: 0.552		X 0-0 ① F9		SSS 0-3 ① K		X 0-0 ② P2		CCC 0-3 ② K		4	0	0	0	0	2	3
38 John Baker, L (1, 2) OBP: 0.353, SLG: 0.529		CCC 0-3 ② K		X 0-0 ② G6-3 2-3		X 0-0 ③ G6-3		X 0-0 ③ G4-3		3	0	0	0	0	1	2
83 Luis Flores, R (8, 2)										1	0	0	0	0	0	1
4 Ryan Roberts, R (1, 3) OBP: 0.348, SLG: 0.429		H 1-0 HBP		X 0-0 ③ P4			X 0-0 60 F8 2B		BBBB 4-0 94 E 61 1B 7 G6-4-3 BB	2	0	1	0	0	0	1
93 Dustin Geiger, R (8, 3)										0	1	0	0	1	0	0
60 Chris Valaika, R (1, 5) OBP: 0.200, SLG: 0.240		SSS 0-3 ③ K			X 0-0 ① G4-3		X 0-0 ① F8 2-3		X 0-0 7 G6-4-3 94 E 1-2 1B	3	0	0	0	0	1	2
61 Christian Villanueva, R (8, 5) OBP: 0.333, SLG: 0.316										1	0	1	0	0	0	0
27 Josh Vitters, R (1, 7) OBP: 0.316, SLG: 0.133			CCC 0-3 ① K		X 0-0 ② G6-3		BBBB 4-0 BB		X 0-0 FC6 7 G6-4-3 1-2 2-3	2	0	0	0	1	1	0
94 Rubi Silva, L (8, 7)										1	0	0	0	0	0	2
7 Brett Jackson, L (1, 9) OBP: 0.381, SLG: 0.471			X 0-0 43 G3 2B		SSS 0-3 ③ K		SSS 0-3 ② K		X 0-0 ① ② G6-4-3 1-2f 2-3 3-H	4	0	1	0	0	2	4
Inning Stats	R: 0 E: 0 K: 2 S: 7 H: 0 LOB: 0 BB: 0 P: 7	R: 0 E: 0 K: 2 S: 7 H: 0 LOB: 1 BB: 0 P: 8	R: 0 E: 0 K: 2 S: 8 H: 1 LOB: 1 BB: 0 P: 8	R: 0 E: 0 K: 1 S: 6 H: 1 LOB: 1 BB: 0 P: 6	R: 0 E: 0 K: 1 S: 5 H: 0 LOB: 0 BB: 0 P: 5	R: 1 E: 0 K: 1 S: 7 H: 2 LOB: 1 BB: 0 P: 7	R: 0 E: 0 K: 1 S: 6 H: 1 LOB: 2 BB: 1 P: 10	R: 0 E: 0 K: 2 S: 7 H: 0 LOB: 1 BB: 1 P: 11	R: 1 E: 1 K: 0 S: 4 H: 1 LOB: 1 BB: 1 P: 8	1B: 2 2B: 4 3B: 0 HR: 0	SF: 0 SAC: 0 DP: 1 HBP: 1						

PITCHER		IP	WLS	BF	H	R	ER	SO	BB	IBB	HBP	BLK	WP	HR	S	P	ERA	WHIP
63 Justin Masterson, R ERA:	(1, 1)	5.0	W	18	2	0	0	8	0	0	1	0	0	0	33	34	0.00	0.400
27 Bryan Shaw, R ERA: 1.5	(6, 1)	1.0	H	5	2	1	1	1	0	0	0	0	0	0	7	7	9.00	2.000
37 Cody Allen, R ERA: 2.25	(7, 1)	1.0	H	5	1	0	0	1	1	0	0	0	0	0	6	10	0.00	2.000
Kyle Crockett, L ERA:	(8, 1)	1.0	H	4	0	0	0	2	1	0	0	0	0	0	7	11	0.00	1.000
20 C.C. Lee, R ERA: 3.0	(9, 1)	1.0	S	5	1	1	0	0	1	0	0	0	0	0	4	8	0.00	2.000

PITCHER	IP	WLS	BF	H	R	ER	SO	BB	IBB	HBP	BLK	WP	HR	S	P	ERA	WHIP

BOTTOM

Cleveland Indians @ Chicago Cubs

Cubs Park, Mesa, AZ

Sun Mar 16 2014, 4:09 PM - 6:33 PM EDT

Att. 14,918 - Sunny - 75 F

livebaseballscorecards.com

AB	33
R	2
H	6
RBI	1
BB	3
SO	12
LOB	20

1B: 2 SF: 0
2B: 4 SAC: 0
3B: 0 DP: 1
HR: 0 HBP: 1

WP: 0 PA: 37
PB: 0
SB: 0
CS: 0

Batter	1	2	3	4	5	6	7	8	9	AB	R	H	RBI	BB	SO	LOB
24 Michael Bourn, L (1, 8) OBP: 0.267, SLG: 0.214	33 1B 8 BB 1B	G3-1		33 S 1B			K		K	2	1	1	0	0	0	0
Tyler Naquin, L (2, 8) OBP: 0.455, SLG: 0.438										3	0	1	0	0	2	0
33 Nick Swisher, S (1, 10) OBP: 0.333, SLG: 0.320	8 BB 23 G3 1-3 1B		HR	K 1-2			BB		G6-3	3	1	2	1	1	1	1
86 Tim Fedroff, L (9, PH) OBP: 0.667, SLG: 0.667										1	0	0	0	0	0	0
22 Jason Kipnis, L (1, 4) OBP: 0.412, SLG: 0.414	K		7 1B 23 BB 8 G4-6-3 BB		G3-1		K		K	3	1	0	0	1	2	3
James Roberts, R (7, 4)										1	0	0	0	0	1	0
23 Michael Brantley, L (1, 7) OBP: 0.467, SLG: 0.538	G3 1-2		8 G4-6-3 7 1B 1-2 BB		G4-3			8 3B 2B		2	0	0	0	1	0	2
Jorge Martinez, S (7, 7) OBP: 1.000, SLG: 2.000										1	1	1	0	0	0	0
7 David Murphy, L (1, 9) OBP: 0.303, SLG: 0.310	8 BB BB		8 G4-6-3 1-2 2-3 1B		K			G4-3		3	0	1	0	1	1	1
Cody Ferrell, R (8, 9) OBP: 1.000, SLG: 1.000										0	0	0	0	0	0	0
8 Lonnie Chisenhall, L (1, 5) OBP: 0.378, SLG: 0.469	1-2 2-3 3-H BB		G4-6-3 1-2f 2-3 3-H			F7		46 1B 2-H 3B		3	0	1	2	1	0	2
Gio Urshela, R (8, PR)										0	1	0	0	0	0	0
(8, 5)																
39 Bryan LaHair, L (1, 3)	K		P5			L1		84 FC4-6 3-H 1B		3	0	0	0	0	1	4
46 David Cooper, L (6, 3) OBP: 0.421, SLG: 0.467										1	0	1	1	0	0	0
40 Justin Sellers, R (1, 6) OBP: 0.571, SLG: 0.647		G6-3		L5		L7		FC4-6 57 WP 1-2f		1	0	0	0	0	0	0
84 Ronny Rodríguez, R (3, 6)										3	0	0	0	0	0	2
12 Matt Treanor, R (1, 2) OBP: 0.111, SLG: 0.059		G6-3		K			G5-3	K 1-2		3	0	0	0	0	1	0
57 Luke Carlin, S (7, 2) OBP: 0.235, SLG: 0.294										1	0	0	0	0	1	2

TOP

Cleveland Indians @ San Francisco Giants

Scottsdale Stadium, Scottsdale, AZ

Sun Mar 16 2014, 4:06 PM - 6:41 PM EDT

Att. 11,499 - Sunny - 75 F

livebaseballscorecards.com

AB	34
R	5
H	8
RBI	4
BB	5
SO	10
LOB	17

Inning Stats	1	2	3	4	5	6	7	8	9	1B: 5	SF: 0	WP: 1	PA: 39
R	1	0	2	0	0	0	0	2	0	2B: 1	SAC: 0	PB: 0	
E	0	0	0	0	0	0	0	0	0	3B: 1	DP: 1	SB: 1	
K	2	0	0	2	1	0	2	1	2	HR: 1	HBP: 0	CS: 0	
S	9	3	6	8	5	3	7	8	7				
H	2	0	2	1	0	0	0	3	0				
LOB	3	0	2	0	0	0	0	2	0				
BB	2	0	2	0	0	0	1	0	0				
P	17	3	17	9	5	3	11	9	7				

PITCHER		IP	WLS	BF	H	R	ER	SO	BB	IBB	HBP	BLK	WP	HR	S	P	ERA	WHIP
17 Tim Hudson, R ERA: 4.73	(1, 1)	4.2	L	22	5	3	3	4	4	0	0	0	0	1	28	48	5.79	1.929
45 Dan Runzler, L ERA: 2.7	(5, 1)	0.1		1	0	0	0	1	0	0	0	0	0	0	3	3	0.00	0.000
34 David Huff, L ERA: 2.25	(6, 1)	2.0		7	0	0	0	2	1	0	0	0	0	0	10	14	0.00	0.500
41 Jeremy Affeldt, L ERA: 5.4	(8, 1)	1.0		6	3	2	2	1	0	0	0	0	1	0	8	9	18.00	3.000
37 Heath Hembree, R ERA: 2.25	(9, 1)	1.0		3	0	0	0	2	0	0	0	0	0	0	7	7	0.00	0.000

PITCHER		IP	WLS	BF	H	R	ER	SO	BB	IBB	HBP	BLK	WP	HR	S	P	ERA	WHIP

BOTTOM

Cleveland Indians @ San Francisco Giants

Scottsdale Stadium, Scottsdale, AZ

Sun Mar 16 2014, 4:06 PM - 6:41 PM EDT

Att. 11,499 - Sunny - 75 F

livebaseballscorecards.com

Batter	1	2	3	4	5	6	7	8	9	AB	R	H	RBI	BB	SO	LOB
16 Ángel Pagán, S (1, 8) OBP: 0.240, SLG: 0.217	L8	G3-1 1-2 2-3			K			G3 1-2f		3	0	0	0	0	1	2
80 Ryan Lollis, L (6, 8) OBP: 0.125, SLG: 0.125										1	0	0	0	0	0	1
7 Grégor Blanco, L (1, 9) OBP: 0.257, SLG: 0.258	28 BB 1B	G4-3			P6			G4-3		3	0	1	0	0	0	2
86 Jarrett Parker, L (6, 9)										1	0	0	0	0	0	0
9 Brandon Belt, L (1, 3) OBP: 0.300, SLG: 0.379	K	K				K			F9	3	0	0	0	0	3	1
71 Mark Minicozzi, R (7, 3) OBP: 0.314, SLG: 0.419										1	0	0	0	0	0	0
28 Buster Posey, R (1, 10) OBP: 0.448, SLG: 0.538	1-2 BB	G5-3				G4-3			K	2	0	0	0	1	0	0
88 Tyler Colvin, L (9, PH) OBP: 0.143, SLG: 0.214										1	0	0	0	0	1	0
48 Pablo Sandoval, S (1, 5) OBP: 0.361, SLG: 0.387	P5	G4-3				K			G6-3	3	0	0	0	0	1	2
77 Juan Ciriaco, R (7, 5)										1	0	0	0	0	0	0
29 Héctor Sánchez, S (1, 2) OBP: 0.226, SLG: 0.258		G4-3		L4			G5-3			3	0	0	0	0	0	0
12 Guillermo Quiroz, R (8, 2) OBP: 0.308, SLG: 0.250										0	0	0	0	0	0	0
2 Juan Carlos Perez, R (1, 7) OBP: 0.413, SLG: 0.600	35 1B 3B			K			F9			2	1	1	0	0	1	0
78 Tyler Graham, R (5, 7) OBP: 0.500, SLG: 0.500										1	0	0	0	0	0	0
35 Brandon Crawford, L (1, 6) OBP: 0.188, SLG: 0.250	16 G3-1 14 1B 3-H 1B			L3			K			2	0	1	1	0	0	0
6 Ehire Adrianza, S (7, 6) OBP: 0.241, SLG: 0.536										1	0	0	0	0	1	0
14 Brandon Hicks, R (1, 4) OBP: 0.457, SLG: 0.690	16 G3-1 1-2 1B				G6-3			E6 80 G3		2	0	1	0	0	0	0
10 Tony Abreu, S (7, 4) OBP: 0.229, SLG: 0.182										1	0	0	0	0	0	0
Inning Stats	R: 0 E: 0 K: 1 S: 6 H: 1 LOB: 2 BB: 1 P: 10	R: 1 E: 0 K: 0 S: 6 H: 3 LOB: 2 BB: 0 P: 6	R: 0 E: 0 K: 1 S: 5 H: 0 LOB: 0 BB: 0 P: 5	R: 0 E: 0 K: 1 S: 5 H: 0 LOB: 0 BB: 0 P: 5	R: 0 E: 0 K: 1 S: 5 H: 0 LOB: 0 BB: 0 P: 5	R: 0 E: 0 K: 2 S: 7 H: 0 LOB: 0 BB: 0 P: 7	R: 0 E: 0 K: 1 S: 5 H: 0 LOB: 0 BB: 0 P: 5	R: 0 E: 1 K: 0 S: 3 H: 0 LOB: 0 BB: 0 P: 3	R: 0 E: 0 K: 1 S: 5 H: 0 LOB: 0 BB: 0 P: 5	1B: 3 2B: 0 3B: 1 HR: 0 SF: 0 SAC: 0 DP: 1 HBP: 0						

AB	31
R	1
H	4
RBI	1
BB	1
SO	8
LOB	8

WP: 0 PB: 0 SB: 0 CS: 0 PA: 32

PITCHER		IP	WLS	BF	H	R	ER	SO	BB	IBB	HBP	BLK	WP	HR	S	P	ERA	WHIP
54 Aaron Harang, R ERA: 2.0	(1, 1)	4.0	W	17	4	1	1	3	1	0	0	0	0	0	22	26	2.25	1.250
48 Scott Atchison, R ERA: 1.8	(5, 1)	1.0	H	3	0	0	0	1	0	0	0	0	0	0	5	5	0.00	0.000
53 David Aardsma, R ERA: 3.0	(6, 1)	1.0	H	3	0	0	0	2	0	0	0	0	0	0	7	7	0.00	0.000
61 Colt Hynes, L ERA: 3.86	(7, 1)	1.0	H	3	0	0	0	1	0	0	0	0	0	0	5	5	0.00	0.000
Mike Zagurski, L ERA: 1.8	(8, 1)	1.0		3	0	0	0	0	0	0	0	0	0	0	3	3	0.00	0.000

PITCHER		IP	WLS	BF	H	R	ER	SO	BB	IBB	HBP	BLK	WP	HR	S	P	ERA	WHIP
87 Kyle Davies, R ERA:	(9, 1)	1.0		3	0	0	0	1	0	0	0	0	0	0	5	5	0.00	0.000

Batter	1	2	3	4	5	6	7	8	9	AB	R	H	RBI	BB	SO	LOB
30 Elliot Johnson, S (1, 8) OBP: 0.382, SLG: 0.697 26 Matt Carson, R (6, 8) OBP: 0.367, SLG: 0.462	0-0 8 S 2B		CCC 0-3 ③ K			0-0 ② P3	0-0 ③ F7		SSS 0-3 ② K	3 0 1 0 0 1 0 2 0 0 0 0 1 5						
33 Nick Swisher, S (1, 10) OBP: 0.364, SLG: 0.444 Yandy Díaz, R (8, PH) (8, 10)	SSS 0-3 ① K			0-0 HR		BBBB 4-0 BB		0-0 ① G4-3	BBBB 4-0 1-2 BB	2 1 1 1 1 1 1 1 0 0 0 1 0 0						
7 David Murphy, L (1, 9) OBP: 0.297, SLG: 0.333 Bryson Myles, R (8, PR) (8, 9)	0-0 ② P6		CCC 0-3 ① K			0-0 ③ G4-3		0-0 2B	CCC 0-3 ③ K	4 0 1 0 0 1 2 1 0 0 0 0 1 3						
8 Lonnie Chisenhall, L (1, 5) OBP: 0.375, SLG: 0.514 76 Ryan Rohlinger, R (7, 5) OBP: 0.500, SLG: 0.462	BSSS 1-3 ③ K2-3 2-3		CCC 0-3 ② K				0-0 4 SF8 3B	0-0 ② F8		3 1 1 0 0 2 1 1 0 0 0 0 0 1						
4 Mike Aviles, R (1, 6) OBP: 0.367, SLG: 0.571 87 Dorssys Paulino, R (7, 6) OBP: 0.500, SLG: 1.000		0-0 46 G5-4-3 1B		0-0 ③ G5-3			0-0 ① SF8 3-H	0-0 ③ G6-3		2 0 1 1 0 0 0 1 0 0 0 0 0 1						
46 David Cooper, L (1, 3) OBP: 0.409, SLG: 0.444 85 Joe Sever, R (7, PR) (7, 3)		0-0 ①② G5-4-3 1-2f			0-0 ① F7		0-0 1 1B 86 2B 1B		BBBB 4-0 86 BB 1B BB	3 0 1 0 0 0 1 0 2 0 0 1 0 0						
1 David Adams, R (1, 4) OBP: 0.324, SLG: 0.290 86 Claudio Bautista, R (7, PR) (7, 4)		0-0 ③ F9			0-0 ② G6-3		0-0 86 2B 1-2 1B		CCC 0-3 ① K	3 0 1 0 0 0 0 1 0 0 0 0 1 1						
86 Tyler Holt, R (1, 7) OBP: 0.556, SLG: 0.625			0-0 ① G4-3		CSC 0-3 ③ K		0-0 1-3 2-H 2B		BBBB 4-0 1B 1-2 BB	3 0 1 1 1 1 0						
57 Luke Carlin, S (1, 2) OBP: 0.211, SLG: 0.263 Tony Wolters, L (6, 2) OBP: 0.571, SLG: 0.400			SSS 0-3 ② K			CCC 0-3 ① K	0-0 ② F8		0-0 BB 1-3 2-H 1B	2 0 0 0 0 2 0 2 0 1 1 0 0 3						
Inning Stats	R: 0 E: 0 K: 2 S: 8 H: 1 LOB: 1 BB: 0 P: 9	R: 0 E: 0 K: 0 S: 3 H: 1 LOB: 0 BB: 0 P: 3	R: 0 E: 0 K: 2 S: 7 H: 0 LOB: 0 BB: 0 P: 7	R: 1 E: 0 K: 2 S: 8 H: 1 LOB: 0 BB: 0 P: 8	R: 0 E: 0 K: 1 S: 5 H: 0 LOB: 0 BB: 0 P: 5	R: 0 E: 0 K: 1 S: 5 H: 0 LOB: 1 BB: 1 P: 9	R: 2 E: 0 K: 0 S: 7 H: 4 LOB: 3 BB: 0 P: 7	R: 0 E: 0 K: 0 S: 4 H: 1 LOB: 1 BB: 0 P: 4	R: 1 E: 0 K: 3 S: 10 H: 1 LOB: 3 BB: 3 P: 22	1B: 4 2B: 3 3B: 1 HR: 1 SF: 1 SAC: 0 DP: 1 HBP: 0				WP: 0 PB: 0 SB: 1 CS: 0	PA: 39	

PITCHER		IP	WLS	BF	H	R	ER	SO	BB	IBB	HBP	BLK	WP	HR	S	P	ERA	WHIP
44 Mike Leake, R ERA: 3.0	(1, 1)	4.0		14	3	1	1	6	0	0	0	0	0	1	26	27	2.25	0.750
51 Jonathan Broxton, R ERA:	(5, 1)	1.0	H	3	0	0	0	1	0	0	0	0	0	0	5	5	0.00	0.000
43 Manny Parra, L ERA: 1.5	(6, 1)	1.0	H	4	0	0	0	1	1	0	0	0	0	0	5	9	0.00	1.000
53 Pedro Beato, R ERA: 3.0	(7, 1)	1.0	B	7	4	2	2	0	0	0	0	0	0	0	7	7	18.00	4.000
62 Trevor Bell, R ERA:	(8, 1)	1.0		4	1	0	0	0	0	0	0	0	0	0	4	4	0.00	1.000

PITCHER		IP	WLS	BF	H	R	ER	SO	BB	IBB	HBP	BLK	WP	HR	S	P	ERA	WHIP
80 Jumbo Díaz, R ERA: 3.0	(9, 1)	1.0	W	7	1	1	1	3	3	0	0	0	0	0	10	22	9.00	4.000

TOP

Cleveland Indians @ Cincinnati Reds

Goodyear Ballpark, Goodyear, AZ

Mon Mar 17 2014, 4:07 PM - 7:13 PM EDT

Att. 5,205 - Sunny - 75 F

livebaseballscorecards.com

AB	34
R	4
H	9
RBI	4
BB	4
SO	11
LOB	19

Batter	1	2	3	4	5	6	7	8	9	AB	R	H	RBI	BB	SO	LOB
15 Roger Bernadina, L (1, 8) OBP: 0.588, SLG: 0.800 76 Argenis Diaz, R (8, 4) OBP: 0.190, SLG: 0.333	S S S 0-3 K	H 1-0 4 1B HBP			X 0-0 G3-1		X 0-0 1B		X 0-0 7 1B 2B 1B	3 0 1 0 0 1 0 1 1 1 0 0 0 0						
4 Brandon Phillips, R (1, 4) OBP: 0.263, SLG: 0.412 7 Ramon Santiago, S (8, 6) OBP: 0.257, SLG: 0.250	X 0-0 G6-3	X 0-0 1-2 2-3 1B			B B B 4-0 32 S 19 1B BB		S S S 0-3 K		X 0-0 1-2 2B 1B	3 0 1 0 1 1 1 1 1 1 0 0 0 0						
19 Joey Votto, L (1, 3) OBP: 0.333, SLG: 0.429 Steve Selsky, R (8, 9) OBP: 1.000, SLG: 2.000	X 0-0 32 PO 1B	C C C 0-3 K			X 0-0 32 BB 1-2 1B		X 0-0 G4-3		X 0-0 1-H 2-H 2B	4 0 2 0 0 1 4 1 0 1 2 0 0 0						
32 Jay Bruce, L (1, 9) OBP: 0.436, SLG: 0.548 30 Jason Bourgeois, R (8, 7) OBP: 0.278, SLG: 0.235	B 1 SAFE 1-0 PO 1-2	X 0-0 48 1B 21 3B 2B	X 0-0 B1-3		B B B B 4-0 48 G6-3 1-2 2-3 BB			X 0-0 G5-3		2 1 1 0 1 0 0 1 0 0 0 0 0 0						
48 Ryan Ludwick, R (1, 7) OBP: 0.212, SLG: 0.333 27 Chris Nelson, R (8, 5) OBP: 0.357, SLG: 0.560		X 0-0 21 3B 2-3 1B	S S S 0-3 K		X 0-0 G6-3 1-2f			X 0-0 70 S 50 E 1B		3 1 1 0 0 1 3 1 0 1 0 0 0 0						
21 Todd Frazier, R (1, 5) OBP: 0.361, SLG: 0.594 50 Neftali Soto, R (8, 3) OBP: 0.424, SLG: 0.758		X 0-0 2 SF8 1-H 3-H 3B	X 0-0 G5-3			S S S 0-3 K		X 0-0 FC3 70 S 1-2		3 1 1 2 0 1 0 1 0 0 0 0 0 1						
2 Zack Cozart, R (1, 6) OBP: 0.250, SLG: 0.314 70 Kristopher Negrón, R (8, 8) OBP: 0.333, SLG: 0.423		X 0-0 SF8 3-H		X 0-0 E6 39 G6-4-3		X 0-0 G3		B S S S 1-3 K 1-2 2-3		2 0 0 1 0 0 0 1 0 0 0 0 1 2						
39 Devin Mesoraco, R (1, 2) OBP: 0.290, SLG: 0.345 37 Corky Miller, R (5, 2)		X 0-0 4 1B 2B		X 0-0 G6-4-3 1-2f		X 0-0 L9		X 0-0 G6-3		2 0 1 0 0 0 1 2 0 0 0 0 0 2						
28 Chris Heisey, R (1, 10) OBP: 0.368, SLG: 0.895		S S S 0-3 K		S S S 0-3 K			X 0-0 F9		X 0-0 F7	4 0 0 0 0 2 1						
Inning Stats	R: 0 H: 1 E: 0 LOB: 0 K: 1 BB: 0 S: 5 P: 6	R: 3 H: 5 E: 0 LOB: 3 K: 2 BB: 0 S: 12 P: 13	R: 0 H: 0 E: 0 LOB: 0 K: 1 BB: 0 S: 5 P: 5	R: 0 H: 0 E: 1 LOB: 0 K: 1 BB: 0 S: 5 P: 5	R: 0 H: 1 E: 0 LOB: 2 K: 0 BB: 2 S: 3 P: 11	R: 0 H: 0 E: 0 LOB: 0 K: 1 BB: 0 S: 5 P: 5	R: 0 H: 1 E: 0 LOB: 1 K: 1 BB: 0 S: 6 P: 6	R: 0 H: 1 E: 1 LOB: 2 K: 1 BB: 0 S: 7 P: 8	R: 2 H: 3 E: 0 LOB: 1 K: 0 BB: 0 S: 4 P: 4	1B: 8 SF: 1 2B: 3 SAC: 0 3B: 1 DP: 2 HR: 0 HBP: 1						

PITCHER		IP	WLS	BF	H	R	ER	SO	BB	IBB	HBP	BLK	WP	HR	S	P	ERA	WHIP
28 Corey Kluber, R ERA: 5.02	(1, 1)	4.1		22	7	3	3	5	2	0	1	0	0	0	29	39	6.23	2.077
Francisco Valera, R ERA:	(5, 1)	0.2		1	0	0	0	0	0	0	0	0	0	0	1	1	0.00	0.000
44 John Axford, R ERA: 1.5	(6, 1)	1.0		3	0	0	0	1	0	0	0	0	0	0	5	5	0.00	0.000
35 Marc Rzepczynski, L ERA: 1.5	(7, 1)	1.0		4	1	0	0	1	0	0	0	0	0	0	6	6	0.00	1.000
88 Josh Outman, L ERA:	(8, 1)	1.0		5	1	0	0	1	0	0	0	0	0	0	7	8	0.00	1.000

PITCHER		IP	WLS	BF	H	R	ER	SO	BB	IBB	HBP	BLK	WP	HR	S	P	ERA	WHIP
36 Preston Guilmet, R ERA: 4.15	(9, 1)	0.1	L	4	3	2	2	0	0	0	0	0	0	0	4	4	54.00	9.000

BOTTOM

Cleveland Indians @ Cincinnati Reds

Goodyear Ballpark, Goodyear, AZ

Mon Mar 17 2014, 4:07 PM - 7:13 PM EDT

Att. 5,205 - Sunny - 75 F

livebaseballscorecards.com

AB	35
R	5
H	12
RBI	5
BB	2
SO	8
LOB	15

San Francisco Giants @ Cleveland Indians

Goodyear Ballpark, Goodyear, AZ

Tue Mar 18 2014, 10:06 PM - 1:35 AM EDT

Att. 7,744 - Clear - 75 F

TOP

livebaseballscorecards.com

Batter	1	2	3	4	5	6	7	8	9	AB	R	H	RBI	BB	SO	LOB
7 Grégor Blanco, L (1, 8) OBP: 0.300, SLG: 0.286	0-0 88 HR 1B	0-0 9 1B 1-2 1B	0-3 ② K	4-0 BB		0-3 ② K		0-3 ② K		4	1	2	0	1	2	5
(5, 9)																
84 Chuckie Jones, R (6, 9)										1	0	0	0	0	1	2
88 Tyler Colvin, L (1, 10) OBP: 0.158, SLG: 0.368	2-1 1-H HR	0-0 ①② L6-4 2-2	0-0 ③ FC6-4 1-2f	0-0 ③ L8		0-3 ③ K		1-0 ③ L4 1-2		5	1	1	2	0	1	8
82 Kelby Tomlinson, R (8, PH)										1	0	0	0	0	0	2
(8, 10)																
9 Brandon Belt, L (1, 3) OBP: 0.371, SLG: 0.424	4-0 8 2B BB	0-0 1-2 1B		0-0 8 2B 29 SF8 1B	0-3 ① K		0-0 10 S 1B		0-3 ① K	4	2	3	0	1	1	0
71 Mark Minicozzi, R (7, 3) OBP: 0.300, SLG: 0.389										1	0	0	0	0	1	0
8 Hunter Pence, R (1, 9) OBP: 0.357, SLG: 0.775	0-0 48 G3-1 1-H 29 1B 2B	0-3 ③ K		0-0 29 SF8 1-3 35 1B 2B	0-3 ② K		0-3 ① K 1-2		0-0 ② G3-1	4	2	2	1	0	2	2
10 Tony Abreu, S (5, 4) OBP: 0.200, SLG: 0.158										2	0	0	0	0	1	1
48 Pablo Sandoval, S (1, 5) OBP: 0.372, SLG: 0.459	0-0 ① G3-1 2-3	2-2 HR	0-0 ① P6	0-3 ③ K		0-3 ② K		0-0 ③ G4-3		4	1	1	1	0	1	3
79 Darren Ford, R (5, 8) OBP: 0.375, SLG: 0.167										2	0	0	0	0	1	1
29 Héctor Sánchez, S (1, 2) OBP: 0.278, SLG: 0.429	0-0 3-H 1B	2-1 HR	0-0 ② SF8 2-3 3-H	0-0 35 1B 2B		0-3 ③ K				4	1	3	3	0	1	1
12 Guillermo Quiroz, R (7, 2) OBP: 0.308, SLG: 0.250										0	0	0	0	0	0	0
2 Juan Carlos Perez, R (1, 7) OBP: 0.412, SLG: 0.591	0-3 ② K	0-0 2B	1-0 35 1B 14 HR HBP	0-0 ① G5-3		0-0 ① F9				4	1	1	0	0	1	2
35 Brandon Crawford, L (1, 6) OBP: 0.222, SLG: 0.278	0-0 ③ G4-3		0-3 ① K	0-0 14 HR 1-3 3-H 1B		0-0 14 WP 2-3 1B		0-0 E FC6 1B		4	1	2	1	0	1	2
77 Juan Ciriaco, R (6, 6) OBP: 0.250, SLG: 0.333										1	0	1	0	0	0	0
14 Brandon Hicks, R (1, 4) OBP: 0.525, SLG: 0.839		4-0 88 L6-4 7 1B BB	1-0 88 FC6-4 HBP	2-1 1-H 3-H HR		4-0 1-2 BB		0-0 FC6 82 S 1-3		1	1	1	3	2	0	0
(5, 5)																
Chris Dominguez, R (6, 5) OBP: 0.471, SLG: 0.385										1	0	0	0	0	0	1

	AB	43
	R	11
	H	17
	RBI	11
	BB	4
	SO	14
	LOB	30

Inning Stats																		
	R: 4	H: 4	R: 0	H: 2	R: 2	H: 3	R: 5	H: 4	R: 0	H: 0	R: 0	H: 2	R: 0	H: 1	R: 0	H: 1	R: 0	H: 0
	E: 0	LOB: 1	E: 0	LOB: 2	E: 0	LOB: 2	E: 0	LOB: 1	E: 0	LOB: 0	E: 0	LOB: 3	E: 0	LOB: 1	E: 1	LOB: 2	E: 0	LOB: 0
	K: 1	BB: 1	K: 1	BB: 1	K: 2	BB: 0	K: 0	BB: 1	K: 3	BB: 0	K: 2	BB: 1	K: 3	BB: 0	K: 1	BB: 0	K: 1	BB: 0
	S: 10	P: 16	S: 6	P: 10	S: 13	P: 18	S: 8	P: 15	S: 9	P: 9	S: 9	P: 13	S: 10	P: 10	S: 7	P: 8	S: 5	P: 5

	1B: 9	SF: 1
	2B: 5	SAC: 0
	3B: 0	DP: 1
	HR: 4	HBP: 2

	WP: 1	PA: 50
	PB: 0	
	SB: 2	
	CS: 0	

PITCHER		IP	WLS	BF	H	R	ER	SO	BB	IBB	HBP	BLK	WP	HR	S	P	ERA	WHIP
34 Zach McAllister, R ERA: 6.97	(1, 1)	3.0		20	9	6	6	4	2	0	1	0	0	3	29	44	18.00	3.667
61 Colt Hynes, L ERA: 11.12	(4, 1)	1.0	B	9	4	5	5	0	1	0	1	0	0	1	8	15	45.00	5.000
52 Vinnie Pestano, R ERA: 1.5	(5, 1)	1.0		3	0	0	0	3	0	0	0	0	0	0	9	9	0.00	0.000
49 Blake Wood, R ERA: 1.13	(6, 1)	1.0	W	6	2	0	0	2	1	0	0	0	1	0	9	13	0.00	3.000
20 C.C. Lee, R ERA: 2.57	(7, 1)	1.0	H	4	1	0	0	3	0	0	0	0	0	0	10	10	0.00	1.000
48 Scott Atchison, R ERA: 1.5	(8, 1)	1.0	H	5	1	0	0	1	0	0	0	0	0	0	7	8	0.00	1.000
Brett Brach, R ERA:	(9, 1)	1.0	S	3	0	0	0	1	0	0	0	0	0	0	5	5	0.00	0.000

BOTTOM

San Francisco Giants @ Cleveland Indians

Goodyear Ballpark, Goodyear, AZ

Tue Mar 18 2014, 10:06 PM - 1:35 AM EDT

Att. 7,744 - Clear - 75 F

livebaseballscorecards.com

Batter	1	2	3	4	5	6	7	8	9	AB	R	H	RBI	BB	SO	LOB
13 Asdrúbal Cabrera, S (1, 6) OBP: 0.475, SLG: 0.515 76 Ryan Rohlinger, R (6, 6) OBP: 0.474, SLG: 0.429 (7, 5)	33 1B / 22 G3 1B	G6-4-3 ②③ 1-2f	33 E / 22 1B 1-H 2B		G6-3 ①		F8 ①			4 1	2 0	2 0	1 0	0 0	0 0	2 0
33 Nick Swisher, S (1, 3) OBP: 0.351, SLG: 0.419 46 David Cooper, L (6, 3) OBP: 0.391, SLG: 0.421	22 G3 1-3 1B		K E6 22 1B 2-3		F8 ②		G4-3 ②			4 1	0 0	1 0	0 0	0 0	1 0	1 0
22 Jason Kipnis, L (1, 4) OBP: 0.421, SLG: 0.424 1 David Adams, R (6, 4) OBP: 0.342, SLG: 0.313	G3 ① 1-2 3-H		23 2B 1B 1B 1-3 3-H		G5-3 ③		84 1B 1B			4 1	1 0	2 1	2 0	0 0	0 0	1 0
41 Carlos Santana, S (1, 5) OBP: 0.189, SLG: 0.389 84 Ronny Rodríguez, R (7, 6) OBP: 0.200, SLG: 0.200	K ②		F8 ② F7 ③			L8 ①	1-2 1B			4 1	0 0	0 1	0 0	0 0	1 0	4 0
23 Michael Brantley, L (1, 7) OBP: 0.500, SLG: 0.667 Tyler Naquin, L (6, PR) OBP: 0.435, SLG: 0.412 (7, 8)	G5-3 ③		10 1B / 39 1B 1-H 2B	39 1B / 11 G5-3 2B		10 HR 2B	F7 ③			4 1	2 1	3 0	1 0	0 0	0 0	1 2
10 Yan Gomes, R (1, 2) OBP: 0.351, SLG: 0.529 Jake Lowery, L (7, 2) OBP: 0.500, SLG: 1.250		2-1 HR	39 1B / 11 HR 2-3 1B	K ①		2-0 2-H HR		85 G1-3 / 85 WP 1B		4 1	3 0	3 1	3 0	0 0	1 0	1 0
39 Bryan LaHair, L (1, 10) OBP: 0.429, SLG: 0.571 85 Robel García, S (8, PH) (9, 10)	K ①		11 HR 1-3 3-H 1B	11 G5-3 2-3 1B		2B	G1-3 ① 1-3			4 1	1 0	3 0	1 0	0 0	1 0	0 1
11 Jeff Francoeur, R (1, 9) OBP: 0.333, SLG: 0.424 86 Tim Fedroff, L (7, 7) OBP: 0.500, SLG: 0.500	6 HBP 1B		1-H 3-H HR	G5-3 ② 1-2 3-H		K ②	L7 ②			4 1	1 0	2 0	4 0	0 0	1 0	2 1
6 Nyjer Morgan, L (1, 8) OBP: 0.364, SLG: 0.296 26 Matt Carson, R (6, 8) OBP: 0.344, SLG: 0.429 (7, 9)	13 G6-4-3 1-2 HBP		13 2B 1B	G4-3 ③		K ③		K ③		2 2	1 0	1 0	0 0	0 0	0 2	1 2
Inning Stats	R: 1 H: 2 E: 0 LOB: 1 K: 1 BB: 0 S: 7 P: 7	R: 1 H: 2 E: 0 LOB: 1 K: 1 BB: 0 S: 7 P: 10	R: 7 H: 8 E: 1 LOB: 2 K: 1 BB: 0 S: 14 P: 14	R: 1 H: 2 E: 0 LOB: 1 K: 1 BB: 0 S: 7 P: 7	R: 0 H: 0 E: 0 LOB: 0 K: 0 BB: 0 S: 3 P: 3	R: 2 H: 3 E: 0 LOB: 1 K: 2 BB: 0 S: 10 P: 12	R: 0 H: 2 E: 0 LOB: 2 K: 0 BB: 0 S: 5 P: 5	R: 0 H: 1 E: 0 LOB: 1 K: 1 BB: 0 S: 6 P: 7		1B: 12 SF: 0 2B: 5 SAC: 0 3B: 0 DP: 1 HR: 3 HBP: 1						

	AB	44
	R	12
	H	20
	RBI	12
	BB	0
	SO	7
	LOB	19

WP: 1 PA: 45
PB: 0
SB: 0
CS: 0

PITCHER		IP	WLS	BF	H	R	ER	SO	BB	IBB	HBP	BLK	WP	HR	S	P	ERA	WHIP
32 Ryan Vogelsong, R ERA: 9.0	(1, 1)	2.2		20	11	9	8	3	0	0	1	0	0	2	26	29	27.00	4.125
Daryl Maday, R ERA:	(3, 1)	0.1		2	1	0	0	0	0	0	0	0	0	0	2	2	0.00	3.000
45 Dan Runzler, L ERA: 3.38	(4, 1)	2.0	H	8	2	1	1	1	0	0	0	0	0	0	10	10	4.50	1.000
46 Santiago Casilla, R ERA: 3.18	(6, 1)	1.2	L	9	4	2	2	2	0	0	0	0	0	1	13	15	10.80	2.400
41 Jeremy Affeldt, L ERA: 4.76	(7, 1)	0.2		4	2	0	0	0	0	0	0	0	1	0	4	5	0.00	3.000

PITCHER		IP	WLS	BF	H	R	ER	SO	BB	IBB	HBP	BLK	WP	HR	S	P	ERA	WHIP
54 Sergio Romo, R ERA: 21.21	(8, 1)	0.2		2	0	0	0	1	0	0	0	0	0	0	4	4	0.00	0.000

Oakland Athletics @ Cleveland Indians

Goodyear Ballpark, Goodyear, AZ

Wed Mar 19 2014, 4:08 PM - 7:20 PM EDT

Att. 4,758 - Partly Cloudy - 78 F

TOP

livebaseballscorecards.com

Batter	1	2	3	4	5	6	7	8	9	AB	R	H	RBI	BB	SO	LOB
29 Sam Fuld, L (1, 8) OBP: 0.373, SLG: 0.522	0-0 37 BB 1B	0-0 FC6-4 1-2f			4-0 10 2B 37 G3 BB	0-0 10 G3-1 5 1B 1-2 2-3 1B	0-0 86 1B 1-2 2-3 1B	4-0 BB		3	2	2	0	1	0	2
79 Billy McKinney, L (6, 7) OBP: 0.500, SLG: 0.545										1	0	1	0	1	0	0
10 Daric Barton, L (1, 3) OBP: 0.533, SLG: 0.545	0-0 F7		0-0 F9		0-0 37 G3 52 1B 1-3 2B	0-0 G3-1 1-2 2-3 3-H	0-2 K	0-0 F9		4	1	1	1	0	0	3
Daniel Robertson, R (6, 6) OBP: 0.211, SLG: 0.211										2	0	0	0	0	1	4
20 Josh Donaldson, R (1, 5) OBP: 0.341, SLG: 0.441	0-0 F8		0-0 1B		0-3 K	0-0 F9	0-0 1-2 2-H 3-H 1B		0-0 19 1B 35 1B PB 1B	4	0	1	0	0	1	5
86 Tyler Ladendorf, R (6, 5) OBP: 0.333, SLG: 0.333										2	1	2	2	0	0	0
37 Brandon Moss, L (1, 10) OBP: 0.514, SLG: 0.800	4-0 1-2 BB	0-0 P6			0-0 G3 2-3 3-H	0-0 52 FC6-4 2-H 3-H 1B	0-0 F8		1-0 P6 1-2	2	0	0	1	1	0	2
5 John Jaso, L (6, PH) OBP: 0.359, SLG: 0.455										2	0	1	2	0	0	2
(6, 10)																
Josh Whitaker, R (9, PH)										1	0	0	0	0	0	1
(9, 10)																
52 Yoenis Cespedes, R (1, 7) OBP: 0.174, SLG: 0.186	0-3 K	0-3 K			0-0 16 1B 3-H 1B	0-0 FC6-4 1-2f		4-0 35 WP 7 HR BB	0-0 P4	4	0	1	1	0	2	4
Hiroyuki Nakajima, R (6, 4) OBP: 0.600, SLG: 0.500										1	1	0	0	1	0	1
16 Josh Reddick, L (1, 9) OBP: 0.359, SLG: 0.500		0-0 P2		0-0 P4	0-0 1-3 1B		0-0 21 S 7 1B 1B	0-0 L5	0-0 35 1B 23 1B 2-3 1B	3	0	1	0	0	0	0
19 Billy Burns, S (6, 8) OBP: 0.371, SLG: 0.309										3	2	2	0	0	0	1
21 Stephen Vogt, L (1, 2) OBP: 0.459, SLG: 0.606	0-0 28 BB 1B			0-0 G4-3	0-0 L5		1-0 P4 1-2	4-0 7 HR 1-2 BB	0-0 23 1B 1-2 3-H 1B	4	0	1	0	0	0	3
35 Chris Gimenez, R (8, PH) OBP: 0.321, SLG: 0.250										1	1	1	1	1	0	0
(8, 2)																
15 Jake Elmore, R (1, 6) OBP: 0.400, SLG: 0.359	0-3 K			0-0 E5		0-0 E5 29 1B 28 1B 10 G3-1	4-0 79 1B 7 1B 86 1B BB	0-3 K	0-0 1-3 2-H 1B	3	1	0	0	0	1	1
23 Michael Taylor, R (6, 9) OBP: 0.404, SLG: 0.640										2	1	1	1	1	1	2
28 Eric Sogard, L (1, 4) OBP: 0.300, SLG: 0.250	4-0 29 FC6-4 1-2 BB			0-0 P3		0-0 10 G3-1 5 1B 29 1B 1-2 1B	0-0 79 1B 86 1B 1-2 2-H 1B	2-1 1-H 2-H HR	0-0 P2	2	1	1	0	1	0	1
7 Nate Freiman, R (6, 3) OBP: 0.341, SLG: 0.432										3	2	2	4	0	0	2

	AB	47
	R	13
	H	18
	RBI	13
	BB	7
	SO	6
	LOB	34

Inning Stats																																
	R: 0	H: 1	R: 0	H: 1	R: 0	H: 1	R: 0	H: 0	R: 2	H: 3	R: 3	H: 3	R: 3	H: 4	R: 3	H: 1	R: 2	H: 4	1B: 16	SF: 0	WP: 1	PA: 54
	E: 0	LOB: 2	E: 0	LOB: 2	E: 0	LOB: 1	E: 1	LOB: 1	E: 0	LOB: 2	E: 1	LOB: 1	E: 0	LOB: 2	E: 0	LOB: 1	E: 0	LOB: 2	2B: 1	SAC: 0	PB: 1	
	K: 1	BB: 1	K: 1	BB: 1	K: 1	BB: 0	K: 0	BB: 0	K: 1	BB: 1	K: 0	BB: 0	K: 1	BB: 1	K: 1	BB: 3	K: 0	BB: 0	3B: 0	DP: 0	SB: 1	
	S: 6	P: 10	S: 6	P: 10	S: 6	P: 6	S: 4	P: 4	S: 8	P: 12	S: 7	P: 7	S: 9	P: 14	S: 7	P: 21	S: 7	P: 8	HR: 1	HBP: 0	CS: 0	

PITCHER		IP	WLS	BF	H	R	ER	SO	BB	IBB	HBP	BLK	WP	HR	S	P	ERA	WHIP
31 Danny Salazar, R ERA: 1.69	(1, 1)	3.2		16	3	0	0	3	2	0	0	0	0	0	20	28	0.00	1.364
Giovanni Soto, L ERA:	(4, 1)	0.1	H	2	0	0	0	0	0	0	0	0	0	0	2	2	0.00	0.000
59 Carlos Carrasco, R ERA: 5.59	(5, 1)	2.2	L	20	9	8	5	2	2	0	0	0	0	0	22	31	16.88	4.125
Shawn Armstrong, R ERA: 27.0	(7, 1)	1.0		7	2	3	3	1	2	0	0	0	1	1	8	18	27.00	4.000
88 Toru Murata, R ERA: 13.5	(8, 1)	1.1		9	4	2	2	0	1	0	0	0	0	0	8	13	13.50	3.750

PITCHER	IP	WLS	BF	H	R	ER	SO	BB	IBB	HBP	BLK	WP	HR	S	P	ERA	WHIP

BOTTOM

Oakland Athletics @ Cleveland Indians

Goodyear Ballpark, Goodyear, AZ

Wed Mar 19 2014, 4:08 PM - 7:20 PM EDT

Att. 4,758 - Partly Cloudy - 78 F

livebaseballscorecards.com

Batter	1	2	3	4	5	6	7	8	9	AB	R	H	RBI	BB	SO	LOB
30 Elliot Johnson, S (1, 4) OBP: 0.368, SLG: 0.639 Todd Hankins, R (8, 4)	F8		G3 2-3	BB	K		L9		K	3 1	0 0	0 0	0 0	1 0	0 0	1 0
4 Mike Aviles, R (1, 8) OBP: 0.382, SLG: 0.563 92 Jordan Smith, L (7, PR) (8, 8)	P3		8 BB 1B 3-H	F8			1B			4 0	0 0	2 0	1 0	0 0	0 0	2 0
8 Lonnie Chisenhall, L (1, 5) OBP: 0.364, SLG: 0.474 76 Ryan Rohlinger, R (8, 5) OBP: 0.474, SLG: 0.429	F7		BB 1-2		K		K			3 0	0 0	0 0	0 0	1 0	2 0	1 0
41 Carlos Santana, S (1, 2) OBP: 0.175, SLG: 0.359 12 Matt Treanor, R (6, 2) OBP: 0.105, SLG: 0.056 Alex Lavisky, R (9, 2)		G4-3	G3		G5-3			E5 7 G4-6-3		3 1 0	0 0 0	0 0 0	0 0 0	0 0 0	0 0 0	2 0 0
7 David Murphy, L (1, 9) OBP: 0.293, SLG: 0.306 Anthony Gallas, R (9, 9)		9 S BB		K	K			G4-6-3 1-2f		3 0	0 0	0 0	0 0	1 0	2 0	1 0
9 Ryan Raburn, R (1, 10) OBP: 0.563, SLG: 1.071 84 Yhoxian Medina, R (8, PR) (9, 10)		K 1-2		K		F8		1B		4 0	0 0	1 0	0 0	0 0	2 0	1 0
39 Bryan LaHair, L (1, 3) OBP: 0.400, SLG: 0.600 46 David Cooper, L (7, 3) OBP: 0.375, SLG: 0.400		G1-6-3		26 1B 2B		G4-3		K		3 1	1 0	1 0	0 0	0 0	0 1	1 1
26 Matt Carson, R (1, 7) OBP: 0.333, SLG: 0.406			G5-3	S E 1B 2-H		G5-3			K	4	1	1	1	0	1	0
Francisco Lindor, S (1, 6) OBP: 0.350, SLG: 0.579			30 G3 4 1B 2B	E2 1-H 1B			F7		G4-3	4	1	2	1	0	0	0
Inning Stats	R: 0 E: 0 K: 0 S: 3 H: 0 LOB: 0 BB: 0 P: 3	R: 0 E: 0 K: 1 S: 5 H: 0 LOB: 1 BB: 1 P: 9	R: 1 E: 0 K: 0 S: 5 H: 2 LOB: 2 BB: 1 P: 9	R: 2 E: 1 K: 2 S: 11 H: 3 LOB: 2 BB: 1 P: 15	R: 0 E: 0 K: 2 S: 7 H: 0 LOB: 0 BB: 0 P: 7	R: 0 E: 0 K: 0 S: 3 H: 0 LOB: 0 BB: 0 P: 3	R: 0 E: 0 K: 1 S: 6 H: 1 LOB: 1 BB: 0 P: 6	R: 0 E: 1 K: 1 S: 6 H: 1 LOB: 1 BB: 0 P: 6	R: 0 E: 0 K: 2 S: 7 H: 0 LOB: 0 BB: 0 P: 7	1B: 5 2B: 2 3B: 0 HR: 0 SF: 0 SAC: 0 DP: 1 HBP: 0			WP: 0 PB: 0 SB: 2 CS: 0	PA: 37		

	AB	34
	R	3
	H	7
	RBI	3
	BB	3
	SO	9
	LOB	10

PITCHER		IP	WLS	BF	H	R	ER	SO	BB	IBB	HBP	BLK	WP	HR	S	P	ERA	WHIP
67 Dan Straily, R ERA: 4.73	(1, 1)	4.0		20	5	3	3	3	3	0	0	0	0	0	24	36	6.75	2.000
13 Drew Pomeranz, L ERA: 2.89	(5, 1)	3.0	W	10	1	0	0	3	0	0	0	0	0	0	16	16	0.00	0.333
56 Fernando Abad, L ERA: 4.0	(8, 1)	1.0		4	1	0	0	1	0	0	0	0	0	0	6	6	0.00	1.000
Jose Flores, R ERA: 8.1	(9, 1)	1.0		3	0	0	0	2	0	0	0	0	0	0	7	7	0.00	0.000

PITCHER	IP	WLS	BF	H	R	ER	SO	BB	IBB	HBP	BLK	WP	HR	S	P	ERA	WHIP

Cleveland Indians @ Colorado Rockies

Salt River Fields at Talking Stick, Scottsdale, AZ

Fri Mar 21 2014, 4:12 PM - 7:32 PM EDT

Att. 12,603 - Sunny - 80 F

livebaseballscorecards.com

TOP

Batter	1	2	3	4	5	6	7	8	9	AB	R	H	RBI	BB	SO	LOB
13 Asdrúbal Cabrera, S (1, 6) OBP: 0.477, SLG: 0.514 4 Mike Aviles, R (6, PR) OBP: 0.361, SLG: 0.529 (6, 6)	1-0 22 CS 1B	0-0 FC6-4 1-2f	0-0 G5-3			0-0 22 BB 33 HBP 41 BB 1B	0-0 G6-4-3 1-2f	0-0 P4		4 2	0 1	2 0	0 0	0 0	0 0	4 2
33 Nick Swisher, S (1, 3) OBP: 0.366, SLG: 0.412 39 Bryan LaHair, L (6, PR) OBP: 0.333, SLG: 0.500 (6, 3)	0-0 F9		0-0 41 1B 23 1B 1B	SSS 0-3 K		2-0 41 BB 22 BB 23 2B 1-2 HBP	SSS 0-3 K		0-0 L4	3 2	1 1	1 0	0 0	0 0	1 1	1 1
22 Jason Kipnis, L (1, 4) OBP: 0.452, SLG: 0.429 80 Joey Wendle, L (6, PR) OBP: 0.125, SLG: 0.125 (6, 4)	BIBB SAFE 4-0 41 FC4-6 1-2 BB	SSS 0-3 K	23 1B 8 WP 1B			BBBB 4-0 41 BB 23 2B 1-2 2-3 BB		0-0 F7	0-0 F7	2 2	1 1	1 0	0 0	2 0	1 0	1 0
41 Carlos Santana, S (1, 5) OBP: 0.205, SLG: 0.357 76 Ryan Rohlinger, R (6, PR) OBP: 0.476, SLG: 0.500 (6, 5)	0-0 FC4-6 1-2f		0-0 23 1B 8 1B 1-2 1B	0-0 F8		BBBB 4-0 23 2B 8 G5-3 1-2 2-3 3-H BB		0-0 46 BB 57 1B 2B	0-0 G4-3	3 2	1 2	1 1	1 0	1 0	0 0	2 0
23 Michael Brantley, L (1, 7) OBP: 0.526, SLG: 0.706 26 Matt Carson, R (6, PR) OBP: 0.351, SLG: 0.406 (6, 7) (7, 9)		0-0 G4-3	0-0 10 F9 8 1B 11 1B 1-2 2-H 1B	0-0 8 WP 1-3 1B		0-0 10 F8 1-3 2-H 3-H 2B		BH 2-0 57 1B 46 BB 6 2B HBP		4 0	1 1	3 0	3 0	0 0	0 0	0 0
8 Lonnie Chisenhall, L (1, 10) OBP: 0.375, SLG: 0.476 46 David Cooper, L (8, PH) OBP: 0.400, SLG: 0.400 (8, 10)		0-0 11 BB 30 1B 1B	0-0 11 1B 30 2B 1-2 2-H 1B	BX 1-0 L3 1-2 3-H		0-0 G5-3 3-H		BBBB 4-0 57 1B 6 2B 1-2 2-3 BB		4 0	2 1	2 0	2 0	0 1	0 0	3 0
10 Yan Gomes, R (1, 2) OBP: 0.317, SLG: 0.474 57 Luke Carlin, S (7, 2) OBP: 0.250, SLG: 0.300	0-0 P6	0-0 F9 2-3			0-0 F7	0-0 F8 2-3		0-0 6 2B 1-2 2-3 3-H 1B		4 1	0 1	0 1	0 1	0 0	0 0	5 0
11 Jeff Francoeur, R (1, 9) OBP: 0.359, SLG: 0.429 6 Nyjer Morgan, L (5, 8) OBP: 0.371, SLG: 0.345	BBB 4-0 30 1B 1-2 BB	0-0 30 2B 1-2 3-H 1B			SSS 0-3 K	0-0 G3-1		0-0 1-H 2-H 3-H 2B		2 2	0 0	1 1	1 3	1 0	1 0	0 3
30 Elliot Johnson, S (1, 8) OBP: 0.381, SLG: 0.650 (5, 9) Bryson Myles, R (7, PR) (7, 7)	0-0 13 FC6-4 1-2 2-H 1B	0-0 1-3 2-H 2B			0-0 L8		0-0 E4 4 G6-4-3	0-0 L9		4 1	0 0	2 0	2 0	0 0	0 0	0 1
Inning Stats	R: 0 E: 0 K: 0 S: 3 H: 1 LOB: 1 BB: 1 P: 8	R: 1 E: 0 K: 0 S: 5 H: 2 LOB: 2 BB: 1 P: 9	R: 4 E: 0 K: 1 S: 11 H: 6 LOB: 2 BB: 0 P: 11	R: 1 E: 0 K: 1 S: 7 H: 2 LOB: 1 BB: 0 P: 8	R: 0 E: 0 K: 1 S: 5 H: 0 LOB: 0 BB: 0 P: 5	R: 4 E: 0 K: 0 S: 5 H: 2 LOB: 3 BB: 2 P: 15	R: 0 E: 1 K: 1 S: 5 H: 0 LOB: 1 BB: 0 P: 5	R: 4 E: 0 K: 0 S: 6 H: 3 LOB: 1 BB: 1 P: 12	R: 0 E: 0 K: 0 S: 3 H: 0 LOB: 0 BB: 0 P: 3	1B: 12 2B: 4 3B: 0 HR: 0 SF: 0 SAC: 0 DP: 1 HBP: 2							

AB	42
R	14
H	16
RBI	13
BB	5
SO	4
LOB	23

WP: 1 PB: 0 SB: 0 CS: 1 PA: 49

PITCHER		IP	WLS	BF	H	R	ER	SO	BB	IBB	HBP	BLK	WP	HR	S	P	ERA	WHIP
29 Jorge De La Rosa, L ERA: 8.44	(1, 1)	3.0	L	19	9	5	5	1	2	0	0	0	0	0	19	28	15.00	3.667
37 Nick Masset, R ERA: 9.0	(4, 1)	1.0		5	2	1	1	1	0	0	0	0	1	0	7	8	9.00	2.000
54 Tommy Kahnle, R ERA: 1.17	(5, 1)	1.0		3	0	0	0	1	0	0	0	0	0	0	5	5	0.00	0.000
49 Rex Brothers, L ERA: 4.5	(6, 1)	1.0		8	2	4	4	0	2	0	1	0	0	0	5	15	36.00	4.000
35 Chad Bettis, R ERA:	(7, 1)	1.0		3	0	0	0	1	0	0	0	0	0	0	5	5	0.00	0.000

PITCHER		IP	WLS	BF	H	R	ER	SO	BB	IBB	HBP	BLK	WP	HR	S	P	ERA	WHIP
Mike McClendon, R ERA: 18.0	(8, 1)	1.0		8	3	4	4	0	1	0	1	0	0	0	6	12	36.00	4.000
82 Bruce Kern, R ERA:	(9, 1)	1.0		3	0	0	0	0	0	0	0	0	0	0	3	3	0.00	0.000

BOTTOM

Cleveland Indians @ Colorado Rockies

Salt River Fields at Talking Stick, Scottsdale, AZ

Fri Mar 21 2014, 4:12 PM - 7:32 PM EDT

Att. 12,603 - Sunny - 80 F

livebaseballscorecards.com

Batter	1	2	3	4	5	6	7	8	9	AB	R	H	RBI	BB	SO	LOB
19 Charlie Blackmon, L (1, 8) OBP: 0.273, SLG: 0.429	F7		K		G4-3 2-3		F8		2B 1-3	3	0	0	0	0	1	1
7 Matt McBride, R (7, 9) OBP: 0.432, SLG: 0.515										2	0	1	0	0	0	0
58 Jordan Pacheco, R (1, 10) OBP: 0.444, SLG: 0.429	1B 5 E		2B		BB 5 1B 3-H		G3-1		K	2	0	2	0	1	0	0
4 Ryan Wheeler, L (7, PH) (8, 10) OBP: 0.348, SLG: 0.523										2	0	0	0	0	1	2
5 Carlos González, L (1, 7) OBP: 0.471, SLG: 0.690	K 1-3		F7		1B 1-2			BB 36 G3-1 23 WP		3	0	1	0	0	1	2
26 Jason Pridie, L (6, 7) (8, 8) OBP: 0.462, SLG: 0.469										0	0	0	0	0	1	0
2 Troy Tulowitzki, R (1, 6) OBP: 0.296, SLG: 0.476	K		G6-3		G4-3			K 1-2		3	0	0	0	0	1	4
23 Charlie Culberson, R (6, 6) OBP: 0.268, SLG: 0.421										1	0	0	0	0	1	1
33 Justin Morneau, L (1, 3) OBP: 0.227, SLG: 0.318		2B 20 SH2-3 16 WP		G4-3		F7		G3-1 2-3		3	1	1	0	0	0	0
36 Ben Paulsen, L (7, 3) OBP: 0.268, SLG: 0.375										1	0	0	0	0	0	1
20 Wilin Rosario, R (1, 2) OBP: 0.310, SLG: 0.464		SH2-3 2-3		F8		K		K		1	0	0	0	0	0	0
8 Michael McKenry, R (6, 2) OBP: 0.261, SLG: 0.500										2	0	0	0	0	2	1
28 Nolan Arenado, R (1, 5) OBP: 0.357, SLG: 0.564		BB 16 WP		G4-3		G5-3			G6-3	2	0	0	0	1	0	0
10 Paul Janish, R (7, 5) OBP: 0.472, SLG: 0.559										1	0	0	0	0	0	0
16 Tim Wheeler, L (1, 9) (7, 8) (8, 7) OBP: 0.425, SLG: 0.743		K 1-2 3-H			P3		HR 1-2		1B 66 FC5-4	4	1	2	1	0	1	1
9 DJ LeMahieu, R (1, 4) OBP: 0.378, SLG: 0.364		K			2B 19 G4-3 58 WP		G5-3		FC5-4 7 2B 1-2f	2	1	1	0	0	1	1
66 Rafael Ynoa, S (7, 4) OBP: 0.286, SLG: 0.231										2	0	0	0	0	0	1
Inning Stats	R: 0 E: 1 K: 2 S: 8 H: 1 LOB: 1 BB: 0 P: 8	R: 1 E: 0 K: 2 S: 8 H: 1 LOB: 1 BB: 1 P: 12	R: 0 E: 0 K: 1 S: 6 H: 1 LOB: 1 BB: 0 P: 6	R: 0 E: 0 K: 0 S: 3 H: 0 LOB: 0 BB: 0 P: 3	R: 1 E: 0 K: 0 S: 5 H: 2 LOB: 2 BB: 1 P: 9	R: 0 E: 0 K: 1 S: 5 H: 0 LOB: 0 BB: 0 P: 5	R: 1 E: 0 K: 0 S: 6 H: 1 LOB: 0 BB: 0 P: 7	R: 0 E: 0 K: 2 S: 7 H: 0 LOB: 1 BB: 1 P: 12	R: 0 E: 0 K: 1 S: 7 H: 2 LOB: 2 BB: 0 P: 7	1B: 3 2B: 4 3B: 0 HR: 1 SF: 0 SAC: 1 DP: 0 HBP: 0	WP: 3 PB: 0 SB: 0 CS: 0 PA: 38					

PITCHER		IP	WLS	BF	H	R	ER	SO	BB	IBB	HBP	BLK	WP	HR	S	P	ERA	WHIP
63 Justin Masterson, R ERA: 0.95	(1, 1)	6.0	W	25	5	2	2	6	2	0	0	0	2	0	35	43	3.00	1.167
20 C.C. Lee, R ERA: 3.52	(7, 1)	0.2		3	1	1	1	0	0	0	0	0	0	1	5	6	13.50	1.500
37 Cody Allen, R ERA: 1.8	(7, 1)	1.0		4	0	0	0	1	1	0	0	0	1	0	5	10	0.00	1.000
49 Blake Wood, R ERA: 1.08	(8, 1)	0.1		1	0	0	0	1	0	0	0	0	0	0	3	3	0.00	0.000
84 Tyler Sturdevant, R ERA:	(9, 1)	1.0		5	2	0	0	1	0	0	0	0	0	0	7	7	0.00	2.000

PITCHER	IP	WLS	BF	H	R	ER	SO	BB	IBB	HBP	BLK	WP	HR	S	P	ERA	WHIP

Batter	1	2	3	4	5	6	7	8	9	AB	R	H	RBI	BB	SO	LOB
6 Corey Dickerson, L (1, 8) OBP: 0.360, SLG: 0.500	5 L4-6 · 13 G5-3 · 1B		G3		F7	G3-1		16 HR · 2-3 3-H · 1B	16 1B · 1-2 3-H · 1B	6	1	3	2	0	0	3
13 Drew Stubbs, R (1, 9) OBP: 0.415, SLG: 0.389 16 Tim Wheeler, L (6, 9) OBP: 0.465, SLG: 0.842	G5-3 · 1-2			G6-3	CS · 1-2	28 HBP · 5 1B · 33 1B · 1B	5 1B · 7 FC5-4 · 1B	1-H 3-H · HR	1-2 2-3 · 1B	3 3	1 2	1 3	0 3	0 0	0 0	1 0
5 Carlos González, L (1, 7) OBP: 0.474, SLG: 0.667 78 Max White, L (7, 7)	L4-6 · 2-2			F7		33 1B · 1-2 · 28 HBP · 1B	7 FC5-4 · 1-3 · 1B	K	K	4 2	1 0	2 0	0 0	0 0	0 2	1 3
28 Nolan Arenado, R (1, 5) OBP: 0.400, SLG: 0.634 Angelys Nina, R (6, PR) OBP: 0.125, SLG: 0.143 (6, 5)		14 G6-3 · 2B		2B	33 1B · 1-2 2-3 · 14 1B · HBP	K	1B			2 2	0 1	2 1	0 1	0 0	0 2	0 2
33 Justin Morneau, L (1, 3) OBP: 0.240, SLG: 0.320 7 Matt McBride, R (6, 3) OBP: 0.410, SLG: 0.486		F7		F8	58 G3-1 · 14 1B · 10 2B · 1-3 2-H 3-H · 1B	FC5-4 · 14 CS · 1-2f 3-H	F9			3 2	1 0	1 0	2 1	0 0	0 0	2 2
14 Josh Rutledge, R (1, 4) OBP: 0.344, SLG: 0.533 80 Jose Rivera, R (8, 4)		G6-3 · 2-3			K	58 G3-1 · 10 2B · 1-2 3-H · 1B	CS · 1-2	4 1B · 8 2B · BB	G6-3	3 1	2 0	1 0	1 0	1 0	1 0	1 0
4 Ryan Wheeler, L (1, 10) OBP: 0.373, SLG: 0.531		G3			58 HR · 1B	F7		8 2B · 1-3 · 6 1B · 1B	10 1B · 6 1B · 1B	5	3	3	0	0	0	3
58 Jordan Pacheco, R (1, 2) OBP: 0.429, SLG: 0.588 8 Michael McKenry, R (6, 2) OBP: 0.280, SLG: 0.542			G6-3		1-H · HR	G3-1 · 1-2 2-3		6 1B · 1-3 3-H · 16 HR · 2B	F8	3 2	1 1	1 1	2 1	0 0	0 0	2 1
10 Paul Janish, R (1, 6) OBP: 0.488, SLG: 0.590			G5-3		13 CS · 1B	2-H 3-H · 2B		K	16 1B · 6 1B · 1-3 · 1B	5	0	3	2	0	1	2
Inning Stats	R: 0 E: 0 K: 0 S: 3 · H: 1 LOB: 0 BB: 0 P: 3	R: 0 E: 0 K: 0 S: 4 · H: 1 LOB: 1 BB: 0 P: 4	R: 0 E: 0 K: 0 S: 3 · H: 0 LOB: 0 BB: 0 P: 3	R: 0 E: 0 K: 0 S: 4 · H: 1 LOB: 1 BB: 0 P: 4	R: 2 E: 0 K: 1 S: 9 · H: 3 LOB: 0 BB: 0 P: 11	R: 5 E: 0 K: 0 S: 8 · H: 5 LOB: 2 BB: 0 P: 9	R: 1 E: 0 K: 1 S: 6 · H: 2 LOB: 0 BB: 0 P: 7	R: 5 E: 0 K: 2 S: 14 · H: 5 LOB: 1 BB: 1 P: 18	R: 1 E: 0 K: 1 S: 9 · H: 4 LOB: 3 BB: 0 P: 9	1B: 16 2B: 5 3B: 0 HR: 2 · SF: 0 SAC: 0 DP: 1 HBP: 1						

TOP

Colorado Rockies @ Cleveland Indians

Goodyear Ballpark, Goodyear, AZ

Sat Mar 22 2014, 4:09 PM - 7:33 PM EDT

Att. 5,533 - Sunny - 77 F

livebaseballscorecards.com

AB	46
R	14
H	22
RBI	14
BB	1
SO	5
LOB	23

WP: 0 PB: 0 SB: 0 CS: 2 · PA: 50

PITCHER		IP	WLS	BF	H	R	ER	SO	BB	IBB	HBP	BLK	WP	HR	S	P	ERA	WHIP
28 Corey Kluber, R ERA: 6.64	(1, 1)	6.0	L	28	11	7	7	1	0	0	1	0	0	1	31	34	10.50	1.833
48 Scott Atchison, R ERA: 2.57	(7, 1)	1.0		4	2	1	1	1	0	0	0	0	0	0	6	7	9.00	2.000
52 Vinnie Pestano, R ERA: 7.11	(8, 1)	0.1		5	3	4	4	1	1	0	0	0	0	0	6	10	108.00	12.000
88 Josh Outman, L ERA: 1.35	(8, 1)	0.2		4	2	1	1	1	0	0	0	0	0	1	8	8	13.50	3.000
27 Bryan Shaw, R ERA: 2.57	(9, 1)	1.0		7	4	1	1	1	0	0	0	0	0	0	9	9	9.00	4.000

PITCHER	IP	WLS	BF	H	R	ER	SO	BB	IBB	HBP	BLK	WP	HR	S	P	ERA	WHIP

Batter	1	2	3	4	5	6	7	8	9	AB	R	H	RBI	BB	SO	LOB
13 Asdrúbal Cabrera, S (1, 6) OBP: 0.438, SLG: 0.463 46 David Cooper, L (7, 3) OBP: 0.423, SLG: 0.429	F9		F8		E3 33 2B 1-H	G4-3			E7 1B	4 1	1 0	0 1	1 0	0 0	0 0	0 0
33 Nick Swisher, S (1, 3) OBP: 0.378, SLG: 0.447 76 Ryan Rohlinger, R (6, PR) OBP: 0.455, SLG: 0.471 (7, 6) (8, 5)	F7			K	23 3B 2-H 2B	1B			G5-3	4 1	1 0	2 0	1 0	0 0	1 0	0 1
22 Jason Kipnis, L (1, 4) OBP: 0.435, SLG: 0.436 84 Paddy Matera, R (7, 4)	F8			41 WP 23 2B 2B	F7	K			F9	4 1	1 0	1 0	0 0	0 0	1 0	2 1
41 Carlos Santana, S (1, 10) OBP: 0.250, SLG: 0.364 6 Nyjer Morgan, L (9, PH) OBP: 0.361, SLG: 0.333		23 G4-6-3 1B		23 2B 2-3 BB	23 3B BB		G4-3		F7	2 1	1 0	1 0	0 0	2 0	0 0	0 1
23 Michael Brantley, L (1, 7) OBP: 0.524, SLG: 0.763 86 Tyler Holt, R (8, 7) OBP: 0.556, SLG: 0.625		G4-6-3 1-2f		1-3 3-H 2B	1-H 2-H 3B		F8			4 0	0 0	2 0	3 0	0 0	0 0	1 0
8 Lonnie Chisenhall, L (1, 5) OBP: 0.385, SLG: 0.467 90 Audy Ciriaco, R (8, 6)		10 FC5-4 1B		K	BB		K			3 0	0 0	1 0	0 0	1 0	2 0	2 0
10 Yan Gomes, R (1, 2) OBP: 0.295, SLG: 0.439 57 Luke Carlin, S (8, 2) OBP: 0.238, SLG: 0.286		FC5-4 1-2f		K	K			K		3 1	0 0	0 0	0 0	0 0	2 1	5 0
4 Mike Aviles, R (1, 8) OBP: 0.359, SLG: 0.595 Tyler Naquin, L (7, 8) OBP: 0.417, SLG: 0.389			G6-3		G5-3	0-1 HR		G4-3		3 1	1 0	1 0	1 0	0 0	0 0	0 0
30 Elliot Johnson, S (1, 9) OBP: 0.378, SLG: 0.619 26 Matt Carson, R (7, 9) OBP: 0.342, SLG: 0.394			F8		13 E 13 E BB	G4-3		L1		2 1	1 0	0 0	0 0	1 0	0 0	0 0
Inning Stats	R: 0 E: 0 K: 0 S: 3 H: 0 LOB: 0 BB: 0 P: 3	R: 0 E: 0 K: 0 S: 4 H: 2 LOB: 1 BB: 0 P: 4	R: 0 E: 0 K: 0 S: 3 H: 0 LOB: 0 BB: 0 P: 3	R: 1 E: 0 K: 3 S: 11 H: 2 LOB: 2 BB: 1 P: 15	R: 4 E: 1 K: 1 S: 8 H: 2 LOB: 2 BB: 3 P: 21	R: 1 E: 0 K: 1 S: 8 H: 2 LOB: 1 BB: 0 P: 8	R: 0 E: 0 K: 1 S: 5 H: 0 LOB: 0 BB: 0 P: 5	R: 0 E: 0 K: 1 S: 5 H: 0 LOB: 0 BB: 0 P: 5	R: 0 E: 1 K: 0 S: 4 H: 1 LOB: 1 BB: 0 P: 4	1B: 4 2B: 3 3B: 1 HR: 1	SF: 0 SAC: 0 DP: 1 HBP: 0				WP: 1 PB: 0 SB: 0 CS: 0	PA: 40	

PITCHER		IP	WLS	BF	H	R	ER	SO	BB	IBB	HBP	BLK	WP	HR	S	P	ERA	WHIP
24 Jordan Lyles, R ERA: 3.18	(1, 1)	4.2		22	5	5	2	3	3	0	0	0	1	0	25	38	3.86	1.714
95 Leuris Gomez, R ERA:	(5, 1)	0.1	W	3	1	0	0	1	1	0	0	0	0	0	4	8	0.00	6.000
0 Adam Ottavino, R ERA: 3.0	(6, 1)	1.0	H	5	2	1	1	1	0	0	0	0	0	1	8	8	9.00	2.000
47 Chris Martin, R ERA: 4.32	(7, 1)	2.0	H	6	0	0	0	2	0	0	0	0	0	0	10	10	0.00	0.000
60 Manny Corpas, R ERA: 1.35	(9, 1)	1.0		4	1	0	0	0	0	0	0	0	0	0	4	4	0.00	1.000

PITCHER	IP	WLS	BF	H	R	ER	SO	BB	IBB	HBP	BLK	WP	HR	S	P	ERA	WHIP

BOTTOM

Colorado Rockies @ Cleveland Indians

Goodyear Ballpark, Goodyear, AZ

Sat Mar 22 2014, 4:09 PM - 7:33 PM EDT

Att. 5,533 - Sunny - 77 F

livebaseballscorecards.com

AB	36
R	6
H	9
RBI	6
BB	4
SO	7
LOB	13

Cleveland Indians @ Los Angeles Angels

Tempe Diablo Stadium, Tempe, AZ

Sun Mar 23 2014, 4:11 PM - 6:50 PM EDT

Att. 9,569 - Partly Cloudy - 81 F

TOP

livebaseballscorecards.com

Batter	1	2	3	4	5	6	7	8	9	AB	R	H	RBI	BB	SO	LOB
7 David Murphy, L (1, 9) OBP: 0.273, SLG: 0.282 26 Matt Carson, R (7, 9) OBP: 0.333, SLG: 0.382 (8, 8)	G3-1		G5-3			F7		L8		3 1	0 0	0 0	0 0	0 0	0 0	1 1
33 Nick Swisher, S (1, 10) OBP: 0.375, SLG: 0.425 85 Joe Sever, R (8, PH) (8, 10)	G4-3			K		BB		G6-3 1-H		2 1	0 0	0 0	0 1	1 0	1 0	0 0
41 Carlos Santana, S (1, 2) OBP: 0.231, SLG: 0.333 Tony Wolters, L (8, 2) OBP: 0.571, SLG: 0.400	G4-3			G6-3		F9		K		4 0	0 0	0 0	0 0	0 0	1 0	1 0
9 Ryan Raburn, R (1, 7) OBP: 0.526, SLG: 0.938 92 Jordan Smith, L (7, PR) OBP: 0.143, SLG: 0.143 (7, 7)		F9		P2			BB		76 FC6 46 1B 1B	2 1	0 1	0 1	0 0	0 0	1 0	0 0
8 Lonnie Chisenhall, L (1, 5) OBP: 0.382, SLG: 0.458 76 Ryan Rohlinger, R (7, 5) OBP: 0.435, SLG: 0.444		G4-3			4 G6-4-3 1B		K		FC6 46 1B 1-2	3 1	0 0	1 0	0 0	0 0	1 0	1 1
4 Mike Aviles, R (1, 6) OBP: 0.357, SLG: 0.564 87 Dorssys Paulino, R (7, PR) OBP: 0.333, SLG: 0.667 (7, 6)		G5-3			G6-4-3 1-2f		39 G3-1 1-2 BB		K	2 1	0 0	0 0	0 0	1 0	0 1	1 2
39 Bryan LaHair, L (1, 3) OBP: 0.333, SLG: 0.467 46 David Cooper, L (7, 3) OBP: 0.444, SLG: 0.455			G4-3		1B		G3-1 1-2 2-3		1-2 2-H 1B	3 1	0 0	1 1	0 1	0 0	0 0	2 0
30 Elliot Johnson, S (1, 4) OBP: 0.375, SLG: 0.622 84 Ronny Rodríguez, R (7, 4) OBP: 0.167, SLG: 0.167			6 G4-3 2B		G4-3		K		F8	3 1	0 0	1 0	0 0	0 0	1 0	4 2
6 Nyjer Morgan, L (1, 8) OBP: 0.359, SLG: 0.313 Cody Ferrell, R (8, 9) OBP: 0.500, SLG: 0.500			G4-3 2-3			B2-3		85 E 85 G6-3 BB	K	2 1	1 0	0 0	0 0	1 0	0 1	1 2
Inning Stats	R: 0 E: 0 K: 0 S: 3 H: 0 LOB: 0 BB: 0 P: 3	R: 0 E: 0 K: 0 S: 3 H: 0 LOB: 0 BB: 0 P: 3	R: 0 E: 0 K: 0 S: 4 H: 1 LOB: 1 BB: 0 P: 4	R: 0 E: 0 K: 1 S: 5 H: 0 LOB: 0 BB: 0 P: 5	R: 0 E: 0 K: 0 S: 4 H: 2 LOB: 1 BB: 0 P: 4	R: 0 E: 0 K: 0 S: 3 H: 0 LOB: 1 BB: 1 P: 7	R: 0 E: 0 K: 2 S: 7 H: 0 LOB: 3 BB: 2 P: 15	R: 1 E: 0 K: 1 S: 5 H: 0 LOB: 0 BB: 1 P: 10	R: 1 E: 0 K: 2 S: 10 H: 2 LOB: 2 BB: 0 P: 10	1B: 4 2B: 1 3B: 0 HR: 0 SF: 0 SAC: 0 DP: 1 HBP: 0	WP: 1 PB: 0 SB: 0 CS: 0 PA: 36					

PITCHER		IP	WLS	BF	H	R	ER	SO	BB	IBB	HBP	BLK	WP	HR	S	P	ERA	WHIP
Garrett Richards, R ERA: 3.5	(1, 1)	6.1	W	24	3	0	0	2	3	0	0	0	1	0	25	37	0.00	0.947
58 Michael Kohn, R ERA: 6.75	(7, 1)	0.2	H	2	0	0	0	1	0	0	0	0	0	0	4	4	0.00	0.000
46 Cory Rasmus, R ERA: 1.59	(8, 1)	1.0	H	4	0	1	0	1	1	0	0	0	0	0	5	10	0.00	1.000
99 Brandon Lyon, R ERA: 2.7	(9, 1)	1.0		6	2	1	1	2	0	0	0	0	0	0	10	10	9.00	2.000

PITCHER	IP	WLS	BF	H	R	ER	SO	BB	IBB	HBP	BLK	WP	HR	S	P	ERA	WHIP

AB	32
R	2
H	5
RBI	2
BB	4
SO	6
LOB	19

Cleveland Indians @ Los Angeles Angels

Sun Mar 23 2014, 4:11 PM - 6:50 PM EDT
Tempe Diablo Stadium, Tempe, AZ
Att. 9,569 - Partly Cloudy - 81 F

livebaseballscorecards.com

Batter	1	2	3	4	5	6	7	8	9	AB	R	H	RBI	BB	SO	LOB
56 Kole Calhoun, L (1, 9) OBP: 0.400, SLG: 0.464	G3		G5-3		5 2B 32 SF8 1B		G4-3			3	1	1	0	0	0	0
3 JB Shuck, L (7, 9) OBP: 0.277, SLG: 0.477										1	0	0	0	0	0	0
(9, 7)																
27 Mike Trout, R (1, 8) OBP: 0.463, SLG: 0.837	5 3B BB		K		K		F8			2	1	0	0	1	2	1
0 Collin Cowgill, R (7, 8) OBP: 0.326, SLG: 0.537										1	0	0	0	0	0	0
5 Albert Pujols, R (1, 3) OBP: 0.400, SLG: 0.558	32 G5-3 3B 1-H		32 1B HBP		32 SF8 2B 1-3			HR		2	1	2	1	0	0	0
44 Ian Stewart, L (7, 3) OBP: 0.366, SLG: 0.472										1	1	1	1	0	0	0
32 Josh Hamilton, L (1, 7) OBP: 0.364, SLG: 0.500	G5-3 3-H		6 FC4-6 1B 1-2		SF8 2-3 3-H			87 G3 87 S 1B 1B		3	0	2	2	0	0	0
Drew Heid, L (8, PR)										0	1	0	0	0	0	0
(9, 9)																
6 David Freese, R (1, 5) OBP: 0.400, SLG: 0.268	1B		FC4-6 1-2f		F8			G3 1-3		3	0	1	0	0	0	3
87 Matt Long, L (7, 4) OBP: 0.468, SLG: 0.705										1	0	0	0	0	0	1
28 Raul Ibanez, L (1, 10) OBP: 0.234, SLG: 0.286	K		G6-3				F9	K		3	0	0	0	0	1	1
17 Chris Iannetta, R (8, PH) OBP: 0.486, SLG: 0.704										1	0	0	0	0	1	2
(9, 10)																
47 Howie Kendrick, R (1, 4) OBP: 0.412, SLG: 0.478		F9		1B			L9			3	0	1	0	0	0	0
Kaleb Cowart, S (7, 5) OBP: 0.300, SLG: 0.222								3-H 1B		1	0	1	1	0	0	0
16 Hank Conger, L (1, 2) OBP: 0.167, SLG: 0.125		G3-1		P2			F8	L5		4	0	0	0	0	0	2
41 Luis Martinez, R (9, 2) OBP: 0.375, SLG: 0.286										0	0	0	0	0	0	0
10 Grant Green, R (1, 6) OBP: 0.326, SLG: 0.450		F8		F9			B1-3			3	0	0	0	0	0	1

Inning Stats	1	2	3	4	5	6	7	8	9
	R: 2 E: 0 K: 1 S: 7	H: 2 LOB: 1 BB: 1 P: 11	R: 0 E: 0 K: 0 S: 3	H: 0 LOB: 0 BB: 0 P: 3	R: 0 E: 0 K: 1 S: 6	H: 1 LOB: 2 BB: 0 P: 7	R: 0 E: 0 K: 0 S: 4	H: 1 LOB: 1 BB: 0 P: 4	R: 1 E: 0 K: 1 S: 7	H: 2 LOB: 1 BB: 0 P: 7	R: 0 E: 0 K: 0 S: 3	H: 0 LOB: 0 BB: 0 P: 3	R: 0 E: 0 K: 0 S: 3	H: 0 LOB: 0 BB: 0 P: 3	R: 2 E: 0 K: 1 S: 8	H: 3 LOB: 1 BB: 0 P: 10

| | | | | | | | | | | | | | | | |

Batter	1	2	3	4	5	6	7	8	9	AB	R	H	RBI	BB	SO	LOB
23 Michael Brantley, L (1, 7) OBP: 0.522, SLG: 0.738 26 Matt Carson, R (6, PR) OBP: 0.325, SLG: 0.371 (6, 7) (8, 8)	G3-1		9 HR 1B K			22 HR 1B 1-2			G1-3	4 1	1 1	2 0	0 0	0 0	1 0	1 0
22 Jason Kipnis, L (1, 4) OBP: 0.420, SLG: 0.488 76 Ryan Rohlinger, R (6, 4) OBP: 0.458, SLG: 0.526 (8, 5)	G1-3		F8		9 SF8 E7	1-H 2-H HR			91 3B 2B	4 1	2 1	1 1	3 0	0 0	0 0	1 0
10 Yan Gomes, R (1, 2) OBP: 0.292, SLG: 0.422 57 Luke Carlin, S (7, 2) OBP: 0.227, SLG: 0.273	9 E 1B		K		K	K			K	4 1	0 0	1 0	0 0	0 0	3 1	3 1
9 Ryan Raburn, R (1, 3) OBP: 0.478, SLG: 1.000 91 Jerrud Sabourin, L (7, 3) OBP: 1.000, SLG: 3.000	E5 1-2		1-H HR		SF8 3-H		F9		2-H 3B	3 1	1 0	1 1	3 1	0 0	0 0	1 0
13 Asdrúbal Cabrera, S (1, 6) OBP: 0.442, SLG: 0.477 40 Justin Sellers, R (7, 6) OBP: 0.545, SLG: 0.611	G5-3		BB		2B		K		K	3 1	0 0	1 0	0 0	1 0	1 1	2 1
7 David Murphy, L (1, 9) OBP: 0.250, SLG: 0.256 86 Tim Fedroff, L (7, 9) OBP: 0.500, SLG: 0.500		G1-3	G1		G3		F7			4 0	0 0	0 0	0 0	0 0	0 0	2 0
8 Lonnie Chisenhall, L (1, 5) OBP: 0.390, SLG: 0.519 Francisco Lindor, S (8, 4) OBP: 0.350, SLG: 0.579		HR	G4-3		6 FC3-6 1B			G3-1		4 0	1 0	2 0	1 0	0 0	0 0	0 0
6 Nyjer Morgan, L (1, 8) OBP: 0.349, SLG: 0.333 Bryson Myles, R (8, 7)	G3-1		84 G6-3 2B		FC3-6 23 1B 22 HR 1-2f			K		4 0	1 0	1 0	0 0	0 0	1 0	1 0
84 Nick Hamilton, S (1, 10)	G4-3		G6-3 2-3		F7			F9		4	0	0	0	0	0	2
Inning Stats	R: 0 E: 1 K: 0 S: 5 H: 1 LOB: 2 BB: 0 P: 5	R: 1 E: 0 K: 0 S: 6 H: 1 LOB: 0 BB: 0 P: 8	R: 2 E: 0 K: 1 S: 8 H: 2 LOB: 1 BB: 1 P: 14	R: 0 E: 0 K: 1 S: 6 H: 1 LOB: 1 BB: 0 P: 6	R: 1 E: 1 K: 1 S: 7 H: 1 LOB: 1 BB: 0 P: 7	R: 3 E: 0 K: 1 S: 10 H: 3 LOB: 1 BB: 0 P: 13	R: 0 E: 0 K: 1 S: 5 H: 0 LOB: 0 BB: 0 P: 5	R: 0 E: 0 K: 1 S: 5 H: 0 LOB: 0 BB: 0 P: 5	R: 1 E: 0 K: 2 S: 9 H: 2 LOB: 1 BB: 0 P: 9	1B: 4 2B: 3 3B: 1 HR: 3	SF: 1 SAC: 0 DP: 0 HBP: 0						

PITCHER		IP	WLS	BF	H	R	ER	SO	BB	IBB	HBP	BLK	WP	HR	S	P	ERA	WHIP
31 Alfredo Simon, R ERA: 4.63	(1, 1)	5.0	L	24	6	4	3	3	1	0	0	0	0	2	32	40	5.40	1.400
60 J.J. Hoover, R ERA: 5.14	(6, 1)	1.0		6	3	3	3	1	0	0	0	0	0	1	10	13	27.00	3.000
70 Ryan Dennick, L ERA:	(7, 1)	1.0		3	0	0	0	1	0	0	0	0	0	0	5	5	0.00	0.000
Lee Hyde, L ERA: 2.25	(8, 1)	1.2		7	2	1	1	2	0	0	0	0	0	0	11	11	5.40	1.200
86 Kyle McMyne, R ERA:	(9, 1)	0.1		1	0	0	0	1	0	0	0	0	0	0	3	3	0.00	0.000

PITCHER	IP	WLS	BF	H	R	ER	SO	BB	IBB	HBP	BLK	WP	HR	S	P	ERA	WHIP

TOP

Cleveland Indians @ Cincinnati Reds

Goodyear Ballpark, Goodyear, AZ

Mon Mar 24 2014, 4:06 PM - 7:09 PM EDT

Att. 4,749 - Sunny - 82 F

livebaseballscorecards.com

AB	39
R	8
H	11
RBI	8
BB	1
SO	8
LOB	15

1B: 4 SF: 1 WP: 0 PA: 41
2B: 3 SAC: 0 PB: 0
3B: 1 DP: 0 SB: 0
HR: 3 HBP: 0 CS: 0

Batter	1	2	3	4	5	6	7	8	9	AB	R	H	RBI	BB	SO	LOB
28 Chris Heisey, R (1, 8) OBP: 0.333, SLG: 0.820	F8		K		F7		4 G6-4-3 BB		F7 1-2	4	0	0	0	1	1	3
4 Brandon Phillips, R (1, 4) OBP: 0.264, SLG: 0.468	G5-3			K	F8		G6-4-3 1-2f		K	5	0	0	0	0	2	3
19 Joey Votto, L (1, 3) OBP: 0.345, SLG: 0.388 Lee Hyde, R (8, 1) 86 Kyle McMyne, R (9, 1)	G4-1			32 1B 48 1B 1B		32 2B 1B	G3			4 0 0	2 0 0	2 0 0	0 0 0	0 0 0	0 0 0	0 0 0
32 Jay Bruce, L (1, 9) OBP: 0.421, SLG: 0.500		G6-3		48 1B 1-3 1B		1-H 2 2B 2B		K		4	1	2	1	0	1	0
48 Ryan Ludwick, R (1, 7) OBP: 0.275, SLG: 0.340 50 Neftali Soto, R (8, 3) OBP: 0.381, SLG: 0.714		F9		2 FC5-4 1-2 3-H 1B		2 2B 1B		21 WP 1B		3 1	0 0	2 1	1 0	0 0	0 0	0 0
21 Todd Frazier, R (1, 5) OBP: 0.326, SLG: 0.500		G5-3		P5		K		1-2 K		4	0	0	0	0	2	5
2 Zack Cozart, R (1, 6) OBP: 0.235, SLG: 0.300			L4	FC5-4 1-2f		1-3 2-H 2B		F9		4	0	1	1	0	0	3
29 Brayan Peña, S (1, 2) OBP: 0.279, SLG: 0.282			G4-3		G3-1	K			G4-3	4	0	0	0	0	1	2
31 Alfredo Simon, R (1, 1) 15 Roger Bernadina, L (5, PH) OBP: 0.643, SLG: 0.838 60 J.J. Hoover, R (6, 1) 27 Chris Nelson, R (6, PH) OBP: 0.368, SLG: 0.529 70 Ryan Dennick, L (7, 1) 7 Ramon Santiago, S (8, 7) OBP: 0.295, SLG: 0.275				1B		1B			28 WP 1B	1 1 0 1 0 1 0	0 0 0 0 0 0 1	1 1 0 0 0 1 0	0 0 0 0 0 0 0	0 0 0 0 0 0 0	0 0 0 0 1 0 0	0 0 0 0 2 0 0
Inning Stats	R: 0 E: 0 K: 0 S: 3 H: 0 LOB: 0 BB: 0 P: 3	R: 0 E: 0 K: 0 S: 3 H: 0 LOB: 0 BB: 0 P: 3	R: 0 E: 0 K: 1 S: 6 H: 1 LOB: 1 BB: 0 P: 6	R: 1 E: 0 K: 1 S: 8 H: 3 LOB: 2 BB: 0 P: 8	R: 0 E: 0 K: 0 S: 4 H: 1 LOB: 1 BB: 0 P: 4	R: 2 E: 0 K: 3 S: 13 H: 4 LOB: 2 BB: 0 P: 13	R: 0 E: 0 K: 0 S: 2 H: 0 LOB: 0 BB: 1 P: 6	R: 0 E: 0 K: 2 S: 8 H: 1 LOB: 1 BB: 0 P: 9	R: 0 E: 0 K: 1 S: 6 H: 1 LOB: 1 BB: 0 P: 7	1B: 9 2B: 2 3B: 0 HR: 0	SF: 0 SAC: 0 DP: 1 HBP: 0				WP: 2 PB: 0 SB: 0 CS: 0	PA: 38	

PITCHER		IP	WLS	BF	H	R	ER	SO	BB	IBB	HBP	BLK	WP	HR	S	P	ERA	WHIP
59 Carlos Carrasco, R ERA: 5.17	(1, 1)	6.0	W	27	9	3	3	5	0	0	0	0	0	0	37	37	4.50	1.500
49 Blake Wood, R ERA: 1.0	(7, 1)	0.2		2	0	0	0	0	1	0	0	0	0	0	1	5	0.00	1.500
35 Marc Rzepczynski, L ERA: 1.35	(7, 1)	0.2		2	0	0	0	1	0	0	0	0	0	0	4	4	0.00	0.000
37 Cody Allen, R ERA: 1.59	(8, 1)	0.2		3	1	0	0	1	0	0	0	0	1	0	5	6	0.00	1.500
48 Scott Atchison, R ERA: 2.25	(9, 1)	1.0		4	1	0	0	1	0	0	0	0	1	0	6	7	0.00	1.000

PITCHER	IP	WLS	BF	H	R	ER	SO	BB	IBB	HBP	BLK	WP	HR	S	P	ERA	WHIP

BOTTOM

Cleveland Indians @ Cincinnati Reds

Goodyear Ballpark, Goodyear, AZ

Mon Mar 24 2014, 4:06 PM - 7:09 PM EDT

Att. 4,749 - Sunny - 82 F

livebaseballscorecards.com

AB	37
R	3
H	11
RBI	3
BB	1
SO	8
LOB	18

Texas Rangers @ Cleveland Indians

Goodyear Ballpark, Goodyear, AZ

Tue Mar 25 2014, 4:07 PM - 6:36 PM EDT

Att. 3,819 - Sunny - 84 F

livebaseballscorecards.com

Batter	1	2	3	4	5	6	7	8	9	AB	R	H	RBI	BB	SO	LOB
17 Shin-Soo Choo, L (1, 7) OBP: 0.267, SLG: 0.288	1B		2B		L7		G6-3			4	1	2	0	0	0	1
1 Elvis Andrus, R (1, 10) OBP: 0.347, SLG: 0.333	1B		K		K		G5-3			4	1	1	0	0	2	2
84 Prince Fielder, L (1, 3) OBP: 0.290, SLG: 0.517	L7		G1			F9		K		4	0	0	0	0	1	3
29 Adrián Beltré, R (1, 5) OBP: 0.326, SLG: 0.289	1B		F7			G5-3		BB		3	0	1	2	1	0	1
18 Mitch Moreland, L (1, 9) OBP: 0.435, SLG: 0.353 35 James Adduci, L (7, 9) OBP: 0.340, SLG: 0.500	BB			G3		HR		G4-6-3		1 1	1 0	0 0	0 0	2 0	0 0	0 1
15 Michael Choice, R (1, 8) OBP: 0.387, SLG: 0.683	FC			FC8		HR			2B	4	2	2	2	0	0	1
7 J.P. Arencibia, R (1, 2) OBP: 0.240, SLG: 0.367		P4		G4-3		1B			F9	4	0	1	0	0	0	1
Kensuke Tanaka, L (1, 4) OBP: 0.321, SLG: 0.208 12 Josh Wilson, R (7, 4) OBP: 0.296, SLG: 0.340		G3			G4-3	K			F8	3 1	0 0	0 0	0 0	0 0	1 0	1 0
9 Adam Rosales, R (1, 6) OBP: 0.182, SLG: 0.150		K			1B		F8		P4	4	0	1	0	0	1	0
Inning Stats	R: 2 E: 0 K: 0 S: 7 H: 3 LOB: 1 BB: 1 P: 11	R: 0 E: 0 K: 1 S: 5 H: 0 LOB: 0 BB: 0 P: 5	R: 0 E: 0 K: 1 S: 6 H: 1 LOB: 1 BB: 0 P: 6	R: 0 E: 0 K: 0 S: 3 H: 0 LOB: 0 BB: 0 P: 3	R: 0 E: 0 K: 1 S: 6 H: 1 LOB: 1 BB: 0 P: 6	R: 2 E: 0 K: 1 S: 8 H: 2 LOB: 1 BB: 1 P: 14	R: 0 E: 0 K: 0 S: 3 H: 0 LOB: 0 BB: 0 P: 3	R: 0 E: 0 K: 1 S: 4 H: 0 LOB: 0 BB: 1 P: 8	R: 1 E: 0 K: 0 S: 4 H: 1 LOB: 0 BB: 0 P: 5	1B: 5 2B: 2 3B: 0 HR: 1 SF: 0 SAC: 0 DP: 1 HBP: 0						

TOP	
AB	33
R	5
H	8
RBI	4
BB	3
SO	5
LOB	11

WP: 1 PA: 36
PB: 0
SB: 0
CS: 0

PITCHER		IP	WLS	BF	H	R	ER	SO	BB	IBB	HBP	BLK	WP	HR	S	P	ERA	WHIP
43 Josh Tomlin, R ERA: 3.54	(1, 1)	6.1	L	27	7	4	4	5	2	0	0	0	0	1	36	46	5.68	1.421
Kyle Crockett, L ERA:	(7, 1)	1.0		3	0	0	0	1	0	0	0	0	0	0	5	5	0.00	0.000
49 Blake Wood, R ERA: 0.93	(8, 1)	0.2		2	0	0	0	0	1	0	0	0	0	0	1	5	0.00	1.500
37 Cody Allen, R ERA: 2.7	(9, 1)	1.0		4	1	1	1	0	0	0	0	0	1	0	4	5	9.00	1.000

PITCHER	IP	WLS	BF	H	R	ER	SO	BB	IBB	HBP	BLK	WP	HR	S	P	ERA	WHIP

Texas Rangers @ Cleveland Indians

Goodyear Ballpark, Goodyear, AZ

Tue Mar 25 2014, 4:07 PM - 6:36 PM EDT

Att. 3,819 - Sunny - 84 F

BOTTOM

Batter	1	2	3	4	5	6	7	8	9	AB	R	H	RBI	BB	SO	LOB
33 Nick Swisher, S (1, 3) OBP: 0.392, SLG: 0.465 Grant Fink, R (6, PR) (7, 3)	0-0 13 G4-3 2B		0-0 FC6-4 1-2f			0-0 13 FC5-4 1B		0-3 K		3	0	2	0	0	0	1
										1	0	0	0	0	1	1
13 Asdrúbal Cabrera, S (1, 6) OBP: 0.418, SLG: 0.447 40 Justin Sellers, R (6, PR) OBP: 0.522, SLG: 0.579 (7, 6)	0-0 G4-3 2-3			0-0 G5-3		0-0 FC5-4 1-2f		0-3 K		3	0	0	0	0	0	2
										1	0	0	0	0	1	1
22 Jason Kipnis, L (1, 4) OBP: 0.415, SLG: 0.467 76 Ryan Rohlinger, R (7, 4) OBP: 0.440, SLG: 0.500	0-3 K			4-0 41 BB BB		0-0 F7			0-3 K	2	0	0	0	1	1	2
										1	0	0	0	0	1	0
41 Carlos Santana, S (1, 5) OBP: 0.236, SLG: 0.320 90 Audy Ciriaco, R (7, 5) OBP: 1.000, SLG: 1.000	0-0 L6			4-0 1-2 BB		0-3 K			0-0 1B 1B	2	0	0	0	1	1	2
										1	0	1	0	0	0	0
23 Michael Brantley, L (1, 8) OBP: 0.531, SLG: 0.727 Tyler Naquin, L (7, PR) OBP: 0.440, SLG: 0.421 (8, 8)		0-0 9 G5-4-3 1B		0-0 L9			4-0 9 G6-4-3 BB		0-0 1-2 1B	2	0	1	0	1	0	2
										1	0	1	0	0	0	0
10 Yan Gomes, R (1, 2) OBP: 0.275, SLG: 0.396 Jake Lowery, L (8, 2) OBP: 0.400, SLG: 1.000		0-3 K		0-3 K			0-3 K		0-3 K	3	0	0	0	0	3	4
										1	0	0	0	0	1	2
9 Ryan Raburn, R (1, 10) OBP: 0.423, SLG: 0.864 6 Nyjer Morgan, L (9, PH) OBP: 0.341, SLG: 0.324		0-0 G5-4-3 1-2f			0-3 K		0-0 G6-4-3 1-2f		0-0 G4-3	3	0	0	0	0	1	2
										1	0	0	0	0	0	2
4 Mike Aviles, R (1, 7) OBP: 0.333, SLG: 0.524 Anthony Gallas, R (9, 7)			0-0 F9		0-3 K			0-0 G1-3		3	0	0	0	0	1	0
										0	0	0	0	0	0	0
30 Elliot Johnson, S (1, 9) OBP: 0.392, SLG: 0.646 26 Matt Carson, R (8, PR) OBP: 0.325, SLG: 0.371 (9, 9)			0-0 33 FC6-4 1B		0-3 K			0-0 2B		3	0	2	0	0	1	0
										0	0	0	0	0	0	0
Inning Stats	R: 0 E: 0 K: 1 S: 6 / H: 1 LOB: 1 BB: 0 P: 6	R: 0 E: 0 K: 1 S: 5 / H: 1 LOB: 0 BB: 0 P: 5	R: 0 E: 0 K: 0 S: 3 / H: 1 LOB: 1 BB: 0 P: 3	R: 0 E: 0 K: 1 S: 5 / H: 0 LOB: 2 BB: 2 P: 13	R: 0 E: 0 K: 3 S: 9 / H: 0 LOB: 0 BB: 0 P: 9	R: 0 E: 0 K: 1 S: 6 / H: 1 LOB: 1 BB: 0 P: 6	R: 0 E: 0 K: 1 S: 4 / H: 0 LOB: 1 BB: 1 P: 8	R: 0 E: 0 K: 2 S: 8 / H: 1 LOB: 1 BB: 0 P: 8	R: 0 E: 0 K: 2 S: 9 / H: 2 LOB: 2 BB: 0 P: 9	1B: 5 2B: 2 3B: 0 HR: 0	SF: 0 SAC: 0 DP: 2 HBP: 0						

livebaseballscorecards.com

AB	31
R	0
H	7
RBI	0
BB	3
SO	12
LOB	21

PITCHER		IP	WLS	BF	H	R	ER	SO	BB	IBB	HBP	BLK	WP	HR	S	P	ERA	WHIP
46 Robbie Ross Jr., L ERA: 1.27	(1, 1)	7.0	W	25	4	0	0	8	3	0	0	0	0	0	38	50	0.00	1.000
31 Nick Martinez, R ERA:	(8, 1)	2.0		9	3	0	0	4	0	0	0	0	0	0	17	17	0.00	1.500

PITCHER		IP	WLS	BF	H	R	ER	SO	BB	IBB	HBP	BLK	WP	HR	S	P	ERA	WHIP

Batter	1	2	3	4	5	6	7	8	9	AB	R	H	RBI	BB	SO	LOB
27 Carlos Gómez, R (1, 8) OBP: 0.373, SLG: 0.681	0-0 2 G3 1B		0-0 G5-4-3 1-2f		0-3 K			0-1 HR	0-0 1-3 2-H 1B	3	0	1	0	0	1	1
75 Mitch Haniger, R (5, 9) OBP: 0.579, SLG: 0.938										2	1	2	2	0	0	0
2 Scooter Gennett, L (1, 4) OBP: 0.250, SLG: 0.370	0-0 G3 1-2			0-0 20 FC5-4 1B		0-0 G3-1		0-3 K	0-0 F9	4	0	1	0	0	1	1
29 Jim Henderson, L (8, 1)										0	0	0	0	0	0	0
78 Lucas May, R (9, PH) OBP: 0.333, SLG: 0.333										1	0	0	0	0	0	2
20 Jonathan Lucroy, R (1, 2) OBP: 0.283, SLG: 0.345	0-0 F9			0-0 FC5-4 7 BB 24 1B 1-2f		0-0 L4		0-0 F8		4	1	0	0	0	0	2
18 Khris Davis, R (1, 7) OBP: 0.283, SLG: 0.500	0-3 K			0-0 P6		0-3 K2-3		0-0 1B		3	0	0	0	0	2	2
96 Nick Ramirez, L (7, 3) OBP: 0.333, SLG: 0.333										1	0	1	0	0	0	0
7 Mark Reynolds, R (1, 5) OBP: 0.351, SLG: 0.449		0-0 P4		4-0 24 1B 1-2 BB			0-0 E4 1 SH1-3 65 1B	0-0 L4		2	0	0	0	1	0	0
95 Michael Reed, R (7, 8)										1	0	0	0	0	0	1
24 Lyle Overbay, L (1, 3) OBP: 0.333, SLG: 0.256		0-0 G4-3		0-0 1-3 2-H 1B			0-3 K		0-0 75 1B 2B	3	0	1	1	0	1	1
94 Tyrone Taylor, R (7, 7) OBP: 0.200, SLG: 0.400										1	1	1	0	0	0	0
14 Jeff Bianchi, R (1, 6) OBP: 0.373, SLG: 0.449		0-0 F7		0-3 K			0-0 1 SH1-3 1-2 1B		0-0 F7	2	0	0	0	0	1	2
13 Will Smith, R (4, 1)										0	0	0	0	0	0	0
57 Francisco Rodríguez, R (6, 1)										0	0	0	0	0	0	0
65 Irving Falu, S (7, PH) OBP: 0.387, SLG: 0.433										2	0	1	0	0	0	1
(7, 5)																
1 Logan Schafer, L (1, 9) OBP: 0.421, SLG: 0.520			4-0 27 G5-4-3 BB		0-0 F8		0-0 SH1-3 1-2 2-3		0-3 K	1	0	0	0	1	0	0
(5, 8)										0	0	0	0	0	0	0
53 Brandon Kintzler, R (7, 1)										1	0	0	0	0	1	1
28 Pete Orr, L (8, 4) OBP: 0.500, SLG: 0.667																
49 Yovani Gallardo, R (1, 1) OBP: 0.400, SLG: 0.400			0-3 K		0-3 K		0-0 G6-3		4-0 75 1B BB	1	0	0	0	0	1	1
Jose De La Torre, R (3, 1)										0	0	0	0	0	0	0
Elian Herrera, S (4, 6) OBP: 0.306, SLG: 0.444										2	0	0	0	1	1	2
Inning Stats	R: 0 E: 0 K: 1 S: 6 H: 1 LOB: 1 BB: 0 P: 6	R: 0 E: 0 K: 0 S: 3 H: 0 LOB: 0 BB: 0 P: 3	R: 0 E: 0 K: 1 S: 4 H: 0 LOB: 0 BB: 1 P: 8	R: 1 E: 0 K: 1 S: 7 H: 2 LOB: 2 BB: 1 P: 11	R: 0 E: 0 K: 2 S: 7 H: 0 LOB: 0 BB: 0 P: 7	R: 0 E: 0 K: 1 S: 5 H: 0 LOB: 0 BB: 0 P: 5	R: 0 E: 1 K: 1 S: 7 H: 1 LOB: 2 BB: 0 P: 7	R: 1 E: 0 K: 1 S: 8 H: 2 LOB: 1 BB: 0 P: 8	R: 1 E: 0 K: 1 S: 7 H: 2 LOB: 2 BB: 1 P: 11	1B: 6 2B: 1 3B: 0 HR: 1 SF: 0 SAC: 1 DP: 1 HBP: 0	WP: 0 PB: 0 SB: 0 CS: 0 PA: 38					

PITCHER		IP	WLS	BF	H	R	ER	SO	BB	IBB	HBP	BLK	WP	HR	S	P	ERA	WHIP
63 Justin Masterson, R ERA: 1.09	(1, 1)	5.2	W	21	3	1	1	5	2	0	0	0	0	0	29	37	1.59	0.882
88 Josh Outman, L ERA: 3.24	(6, 1)	1.1		6	1	0	0	2	0	0	0	0	0	0	10	10	0.00	0.750
52 Vinnie Pestano, R ERA: 7.36	(8, 1)	1.0		5	2	1	1	1	0	0	0	0	0	1	8	8	9.00	2.000
27 Bryan Shaw, R ERA: 3.38	(9, 1)	1.0		6	2	1	1	1	1	0	0	0	0	0	7	11	9.00	3.000

PITCHER	IP	WLS	BF	H	R	ER	SO	BB	IBB	HBP	BLK	WP	HR	S	P	ERA	WHIP

TOP

Milwaukee Brewers @ Cleveland Indians

Goodyear Ballpark, Goodyear, AZ

Wed Mar 26 2014, 4:08 PM - 7:13 PM EDT

Att. 3,446 - Partly Cloudy - 75 F

livebaseballscorecards.com

AB	34
R	3
H	8
RBI	3
BB	3
SO	9
LOB	17

Batter	1	2	3	4	5	6	7	8	9	AB	R	H	RBI	BB	SO	LOB
9 Ryan Raburn, R (1, 7) OBP: 0.414, SLG: 0.800 6 Nyjer Morgan, L (4, PR) OBP: 0.326, SLG: 0.308 (5, 7)	S S S 0-3 ① K	x 0-0 ② F8		x 0-0 33 G3 22 2B 1-2 1B	S S S 0-3 ③ K		x 0-0 ② P5			3 0 1 0 0 1 1 2 1 0 0 0 1 3						
33 Nick Swisher, S (1, 3) OBP: 0.418, SLG: 0.543 40 Justin Sellers, R (7, 4) OBP: 0.542, SLG: 0.600	x 0-0 22 FC4-6 1B	B B B 4-0 22 1B 1-3 BB		x 0-0 ① G3 1-2 2-3		C F x 0-2 HR	x 0-0 30 1B 85 2B 1-3 3-H 1B			3 1 2 1 1 0 2 1 1 1 1 0 0 0						
22 Jason Kipnis, L (1, 4) OBP: 0.429, SLG: 0.500 30 Elliot Johnson, S (5, 4) OBP: 0.396, SLG: 0.640 (7, 5)	x 0-0 ② FC4-6 41 BB 23 3B 1-2f	x 0-0 ③ 1-2 1B		x 0-0 4 1B 2-H 3-H 2B		x 0-0 ① F8	x 0-0 85 2B 1-3 3-H 1B			3 1 2 2 0 0 1 2 0 1 1 0 0 0						
41 Carlos Santana, S (1, 5) OBP: 0.271, SLG: 0.327 85 Joe Sever, R (6, PR) OBP: 0.667, SLG: 1.000 (7, 3)	B B B B 4-0 23 3B 1-2 BB		B B B B 4-0 23 1B 13 1B BB	x 0-0 ② F9		x 0-0 26 FC5-4 1B	x 0-0 ③ 1-3 3-H 2B			2 2 1 0 2 0 2 1 0 1 1 0 0 0						
23 Michael Brantley, L (1, 8) OBP: 0.558, SLG: 0.783 26 Matt Carson, R (4, PR) OBP: 0.310, SLG: 0.351 (5, 8)	x 0-0 1-H 2-H 3B	x 0-0 13 1B 1-3 1B	B B B B 4-0 4 1B BB			x 0-0 ② FC5-4 1-2f	x 0-0 ③ L3			2 0 2 2 1 0 0 2 0 0 0 0 0 3						
13 Asdrúbal Cabrera, S (1, 6) OBP: 0.421, SLG: 0.449 4 Mike Aviles, R (4, PH) OBP: 0.333, SLG: 0.511 (5, 6) 87 Dorssys Paulino, R (9, 6) OBP: 0.333, SLG: 0.667	x 0-0 ③ F8	x 0-0 7 CS 1-3 3-H 1B	x 0-0 1-2 2-3 1B		S S S 0-3 ③ K			x 0-0 ① P6		2 0 1 1 0 0 1 3 0 1 0 0 1 1 0 0 0 0 0 0 0						
7 David Murphy, L (1, 9) OBP: 0.250, SLG: 0.277 92 Jordan Smith, L (7, PR) OBP: 0.125, SLG: 0.125 (8, 9)		x 0-0 ① L5	C x 0-1 ① ② P3 1-2	x 0-0 ③ G4-3			x 0-0 8 1B 40 1B 2B	x 0-0 ② P4		4 0 1 0 0 0 5 1 1 0 0 0 0 0						
8 Lonnie Chisenhall, L (1, 10) OBP: 0.397, SLG: 0.571 76 Ryan Rohlinger, R (8, PH) OBP: 0.423, SLG: 0.476 (9, 10)		C B C x 1-2 HR	x 0-0 ③ F7		x 0-0 ① G6-3		x 0-0 40 1B 30 1B 2-3 1B	x 0-0 ③ G4-3		4 2 2 1 0 0 1 1 0 0 0 0 0 0						
57 Luke Carlin, S (1, 2) OBP: 0.269, SLG: 0.280 84 Eric Haase, R (9, 2)		B B B B 4-0 33 WP BB		x 0-0 33 G3 9 1B 22 2B 1B	C C C 0-3 ② K		x 0-0 ① P2			3 1 1 0 1 1 3 0 0 0 0 0 0 0						
Inning Stats	R: 2 H: 2 E: 0 LOB: 1 K: 1 BB: 1 S: 7 P: 11	R: 1 H: 2 E: 0 LOB: 2 K: 0 BB: 2 S: 6 P: 15	R: 1 H: 2 E: 0 LOB: 1 K: 0 BB: 1 S: 5 P: 9	R: 2 H: 4 E: 0 LOB: 3 K: 0 BB: 1 S: 7 P: 11	R: 0 H: 0 E: 0 LOB: 0 K: 2 BB: 0 S: 7 P: 7	R: 1 H: 2 E: 0 LOB: 1 K: 1 BB: 0 S: 9 P: 9	R: 3 H: 5 E: 0 LOB: 2 K: 0 BB: 0 S: 8 P: 8	R: 0 H: 0 E: 0 LOB: 0 K: 0 BB: 0 S: 3 P: 3		1B: 11 SF: 0 2B: 3 SAC: 0 3B: 1 DP: 0 HR: 2 HBP: 0						

PITCHER		IP	WLS	BF	H	R	ER	SO	BB	IBB	HBP	BLK	WP	HR	S	P	ERA	WHIP
49 Yovani Gallardo, R ERA: 3.98	(1, 1)	2.0	L	15	6	4	4	1	4	0	0	0	1	1	15	32	18.00	5.000
Jose De La Torre, R ERA: 7.71	(3, 1)	1.2		7	3	2	2	0	0	0	0	0	0	0	8	8	10.80	1.800
13 Will Smith, L ERA: 2.25	(4, 1)	1.1		6	1	0	0	2	1	0	0	0	0	0	9	13	0.00	1.500
57 Francisco Rodríguez, R ERA: 5.4	(6, 1)	1.0		5	2	1	1	1	0	0	0	0	0	1	9	9	9.00	2.000
53 Brandon Kintzler, R ERA: 5.06	(7, 1)	1.0		8	5	3	3	0	0	0	0	0	0	0	8	8	27.00	5.000

PITCHER		IP	WLS	BF	H	R	ER	SO	BB	IBB	HBP	BLK	WP	HR	S	P	ERA	WHIP
29 Jim Henderson, R ERA: 6.75	(8, 1)	1.0		3	0	0	0	0	0	0	0	0	0	0	3	3	0.00	0.000

BOTTOM

Milwaukee Brewers @ Cleveland Indians

Goodyear Ballpark, Goodyear, AZ

Wed Mar 26 2014, 4:08 PM - 7:13 PM EDT

Att. 3,446 - Partly Cloudy - 75 F

livebaseballscorecards.com

AB	39
R	10
H	17
RBI	10
BB	5
SO	4
LOB	23

WP: 2 PA: 44
PB: 0
SB: 0
CS: 1

Cleveland Indians @ Arizona Diamondbacks

Salt River Fields at Talking Stick, Scottsdale, AZ

Thu Mar 27 2014, 4:13 PM - 6:34 PM EDT

Att. 11,929 - Sunny - 68 F

livebaseballscorecards.com

TOP

Batter	1	2	3	4	5	6	7	8	9	AB	R	H	RBI	BB	SO	LOB
30 Elliot Johnson, S (1, 6) OBP: 0.397, SLG: 0.611	SSS 0-3 ① K		X 0-0 33 BB 22 1B 1B	H 1-0 HBP			CCC 0-3 ① K		CCC 0-3 ③ K	4	1	1	0	0	3	2
33 Nick Swisher, S (1, 3) OBP: 0.414, SLG: 0.521	X 0-0 ② P3		BBBB 4-0 22 1B 1-2 BB	X 0-0 ③ P6			X 0-0 ② F8			2	0	0	0	1	0	1
91 Jerrud Sabourin, L (4, 3) OBP: 0.500, SLG: 1.500										1	0	0	0	0	0	1
22 Jason Kipnis, L (1, 4) OBP: 0.441, SLG: 0.510	X 0-0 41 WP 1B		X 0-0 1-2 2-H 1B		CCC 0-3 ① K		X 0-0 ③ F9			3	0	2	1	0	1	0
76 Ryan Rohlinger, R (5, 4) OBP: 0.407, SLG: 0.455										1	0	0	0	0	0	1
41 Carlos Santana, S (1, 5) OBP: 0.270, SLG: 0.321	BX 1-0 ③ G5-3 1-2		X 0-0 ① P2		X 0-0 ② G5-3			X 0-0 8 G3-6-3 1B		4	0	1	0	0	0	3
84 Ronny Rodríguez, R (8, PR) OBP: 0.167, SLG: 0.167 (8, 6)										0	0	0	0	0	0	0
9 Ryan Raburn, R (1, 10) OBP: 0.375, SLG: 0.714		X 0-0 ① G5-3	X 0-0 ② F9		SSS 0-3 ③ K			X 0-0 ①② G3-6-3 1-2f		3	0	0	0	0	1	2
8 Lonnie Chisenhall, L (8, PH) OBP: 0.391, SLG: 0.561 (8, 10)										1	0	0	0	0	0	1
26 Matt Carson, R (1, 7) OBP: 0.304, SLG: 0.366		X 0-0 10 G3 6 1B 2B	X 0-0 ③ F7			X 0-0 ① F8		X 0-0 ③ G5-3		4	1	1	0	0	0	3
10 Yan Gomes, R (1, 2) OBP: 0.259, SLG: 0.373		X 0-0 ② G3 2-3	X 0-0 ① F9			X 0-0 ② F7			BBBB 4-0 6 G1-3 BB	3	0	0	0	0	0	1
Tony Wolters, L (8, 2) OBP: 0.625, SLG: 0.400										0	0	0	0	1	0	0
6 Nyjer Morgan, L (1, 8) OBP: 0.340, SLG: 0.326		X 0-0 3-H 1B	X 0-0 7 2B 1B			X 0-0 ③ F8			X 0-0 ① G1-3 1-2	4	1	2	1	0	0	1
7 David Murphy, L (1, 9) OBP: 0.259, SLG: 0.306		X 0-0 ③ F8	X 0-0 ② 1-H 2B				BBBB 4-0 BB		SSS 0-3 ② K	2	0	1	1	0	0	1
86 Tyler Holt, R (4, 9) OBP: 0.545, SLG: 0.556										1	0	0	0	1	1	1
Inning Stats	R: 0 H: 1 E: 0 LOB: 1 K: 1 BB: 0 S: 6 P: 7	R: 1 H: 2 E: 0 LOB: 1 K: 0 BB: 0 S: 5 P: 5	R: 1 H: 2 E: 0 LOB: 2 K: 0 BB: 1 S: 5 P: 9	R: 1 H: 2 E: 0 LOB: 1 K: 0 BB: 0 S: 4 P: 5	R: 0 H: 0 E: 0 LOB: 0 K: 2 BB: 0 S: 7 P: 7	R: 0 H: 0 E: 0 LOB: 0 K: 0 BB: 0 S: 3 P: 3	R: 0 H: 0 E: 0 LOB: 1 K: 1 BB: 1 S: 5 P: 9	R: 0 H: 1 E: 0 LOB: 1 K: 0 BB: 0 S: 3 P: 3	R: 0 H: 0 E: 0 LOB: 1 K: 2 BB: 1 S: 7 P: 11	1B: 6 2B: 2 3B: 0 HR: 0	SF: 0 SAC: 0 DP: 1 HBP: 1						

	AB	33
	R	3
	H	8
	RBI	3
	BB	3
	SO	6
	LOB	18

WP: 1 PA: 37
PB: 0
SB: 0
CS: 0

PITCHER		IP	WLS	BF	H	R	ER	SO	BB	IBB	HBP	BLK	WP	HR	S	P	ERA	WHIP
36 Wade Miley, L	(1, 1)	4.2	L	22	7	3	3	2	1	0	1	0	1	0	24	30	5.79	1.714
ERA: 2.41																		
55 Josh Collmenter, R	(5, 1)	2.1		8	0	0	0	2	1	0	0	0	0	0	11	15	0.00	0.429
ERA:																		
29 Brad Ziegler, R	(8, 1)	1.0		3	1	0	0	0	0	0	0	0	0	0	3	3	0.00	1.000
ERA: 11.37																		
54 Joe Thatcher, L	(9, 1)	0.1		2	0	0	0	0	1	0	0	0	0	0	1	5	0.00	3.000
ERA: 1.29																		
43 Addison Reed, R	(9, 1)	0.2		2	0	0	0	2	0	0	0	0	0	0	6	6	0.00	0.000
ERA: 1.17																		

PITCHER	IP	WLS	BF	H	R	ER	SO	BB	IBB	HBP	BLK	WP	HR	S	P	ERA	WHIP

Cleveland Indians @ Arizona Diamondbacks

Salt River Fields at Talking Stick, Scottsdale, AZ

Thu Mar 27 2014, 4:13 PM - 6:34 PM EDT

Att. 11,929 - Sunny - 68 F

livebaseballscorecards.com

BOTTOM

Batter	1	2	3	4	5	6	7	8	9	AB	R	H	RBI	BB	SO	LOB
8 Gerardo Parra, L (1, 9) OBP: 0.404, SLG: 0.395	F8			G4-3		F8		G5-3		2	0	0	0	0	0	0
4 Cliff Pennington, S (6, 6) OBP: 0.349, SLG: 0.368										2	0	0	0	0	0	1
2 Aaron Hill, R (1, 4) OBP: 0.375, SLG: 0.489	L4			1B		L4		G1-3		2	0	1	0	0	0	0
19 Sócrates Brito, L (6, 9) OBP: 0.222, SLG: 0.222										2	0	0	0	0	0	1
44 Paul Goldschmidt, R (1, 3) OBP: 0.321, SLG: 0.388	K			K			3 2B BB		K	2	0	0	0	0	2	1
43 Ryan Court, R (6, 3)										1	0	0	0	1	1	0
14 Martín Prado, R (1, 5) OBP: 0.478, SLG: 0.667		F9		K			34 1B 1-H 2B		K2-3	2	0	0	0	0	1	1
3 Gerson Montilla, R (6, 5) OBP: 0.667, SLG: 1.000										2	1	1	0	0	1	0
12 Eric Chavez, L (1, 10) OBP: 0.194, SLG: 0.300	K				K		19 FC4-6 2-H 1B		G4-3	2	0	0	0	0	2	0
34 Rudy Flores, L (7, PH) OBP: 0.545, SLG: 1.364										2	0	1	1	0	0	0
(8, 10)																
15 Mark Trumbo, R (1, 7) OBP: 0.310, SLG: 0.513	F9				F8		FC4-6 S 1B 1-2f			1	0	0	0	0	0	0
19 Tony Campana, L (4, 7) OBP: 0.289, SLG: 0.220										2	1	0	0	0	0	1
(7, 8)																
16 Chris Owings, R (1, 6) OBP: 0.327, SLG: 0.449		L7			G5-3		1B 1-H			2	0	0	0	0	0	0
Sean Jamieson, R (6, 4) OBP: 0.400, SLG: 0.600										1	0	1	1	0	0	0
11 AJ Pollock, R (1, 8) OBP: 0.438, SLG: 0.698		K				G6-3	K			2	0	0	0	0	1	0
24 Henry Blanco, R (7, 2) OBP: 0.227, SLG: 0.273										1	0	0	0	0	1	1
9 Tuffy Gosewisch, R (1, 2) OBP: 0.333, SLG: 0.611		F8				1B		K		2	0	1	0	0	0	0
11 Tom Belza, L (7, 7)										1	0	0	0	0	1	0
Inning Stats	R: 0 E: 0 K: 1 S: 5 H: 0 LOB: 0 BB: 0 P: 5	R: 0 E: 0 K: 1 S: 5 H: 0 LOB: 0 BB: 0 P: 5	R: 0 E: 0 K: 1 S: 5 H: 0 LOB: 0 BB: 0 P: 5	R: 0 E: 0 K: 2 S: 8 H: 1 LOB: 1 BB: 0 P: 8	R: 0 E: 0 K: 1 S: 5 H: 0 LOB: 0 BB: 0 P: 5	R: 0 E: 0 K: 0 S: 4 H: 1 LOB: 1 BB: 0 P: 4	R: 2 E: 0 K: 1 S: 7 H: 3 LOB: 1 BB: 1 P: 12	R: 0 E: 0 K: 1 S: 5 H: 0 LOB: 0 BB: 0 P: 5	R: 0 E: 0 K: 2 S: 7 H: 0 LOB: 0 BB: 0 P: 7	1B: 4 2B: 1 3B: 0 HR: 0 SF: 0 SAC: 0 DP: 0 HBP: 0						

	AB	31
	R	2
	H	5
	RBI	2
	BB	1
	SO	10
	LOB	6

PITCHER		IP	WLS	BF	H	R	ER	SO	BB	IBB	HBP	BLK	WP	HR	S	P	ERA	WHIP
28 Corey Kluber, R ERA: 5.6	(1, 1)	7.0	W	26	5	2	2	7	1	0	0	0	0	0	39	44	2.57	0.857
35 Marc Rzepczynski, L ERA: 1.17	(8, 1)	1.0	H	3	0	0	0	1	0	0	0	0	0	0	5	5	0.00	0.000
48 Scott Atchison, R ERA: 2.0	(9, 1)	1.0	S	3	0	0	0	2	0	0	0	0	0	0	7	7	0.00	0.000

PITCHER	IP	WLS	BF	H	R	ER	SO	BB	IBB	HBP	BLK	WP	HR	S	P	ERA	WHIP

Cleveland Indians @ San Diego Padres

Fowler Park and Cunningham Field, San Diego, CA

Fri Mar 28 2014, 9:13 PM - 12:35 AM EDT

Att. 2,648 - Partly Cloudy - 66 F

TOP

livebaseballscorecards.com

Batter	1	2	3	4	5	6	7	8	9	AB	R	H	RBI	BB	SO	LOB
6 Nyjer Morgan, L (1, 8) OBP: 0.327, SLG: 0.298 86 Tim Fedroff, L (5, 7) OBP: 0.400, SLG: 0.400	BB G4-3	G4-3 1-2	L5		L3			P2		4 1	1 0	0 0	0 0	1 0	0 0	6 0
33 Nick Swisher, S (1, 3) OBP: 0.419, SLG: 0.519 91 Jerrud Sabourin, L (5, 3) OBP: 0.250, SLG: 0.750	E9 1-3 1B	F8		K		G3		K		4 2	2 0	2 0	0 0	0 0	1 1	1 0
22 Jason Kipnis, L (1, 4) OBP: 0.444, SLG: 0.500 30 Elliot Johnson, S (5, 4) OBP: 0.400, SLG: 0.607 James Roberts, R (8, PR) (8, 4)	2-3 3-H 1B	K	K	K		K		1B		3 2 0	2 0 0	1 1 0	1 0 0	1 0 0	2 1 0	1 0 0
41 Carlos Santana, S (1, 5) OBP: 0.294, SLG: 0.373 76 Ryan Rohlinger, R (7, 5) OBP: 0.393, SLG: 0.435	BB 1-2	BB 1-2 2-3	HR	G5-3		F7		F8		3 1	3 0	1 0	1 0	2 0	0 0	0 1
23 Michael Brantley, L (1, 7) OBP: 0.571, SLG: 0.771 26 Matt Carson, R (5, 8) OBP: 0.333, SLG: 0.381	HBP 1-2 2-3 3-H	1B 1-2 2-3 3-H	BB		K		1B		BB	2 1	3 0	1 1	2 0	1 1	1 0	0 0
9 Ryan Raburn, R (1, 10) OBP: 0.417, SLG: 0.719 8 Lonnie Chisenhall, L (7, PH) (7, 10)	1B 1-2 2-H 3-H	1B 1-3 2-H 3-H	K		G6-4-3 1-2		K		1B	4 2	2 0	3 1	4 0	0 0	1 1	1 1
13 Asdrúbal Cabrera, S (1, 6) OBP: 0.443, SLG: 0.528 84 Luigi Rodriguez, L (5, 6) OBP: 0.667, SLG: 1.000	HR 1-H 2-H	1B 1-3 3-H	1B 1-2		P6		2B 1-3		K	4 2	2 0	3 1	4 0	0 0	0 1	1 2
10 Yan Gomes, R (1, 2) OBP: 0.293, SLG: 0.455 Tony Wolters, L (5, 2) OBP: 0.500, SLG: 0.286	G5-3	HR 1-H 3-H	1B 1-2 2-3		1B 1-2		K	G6-4-3 1-2f		4 2	1 0	3 0	3 0	0 0	0 1	0 4
7 David Murphy, L (1, 9) OBP: 0.276, SLG: 0.327 86 Tyler Holt, R (5, 9) OBP: 0.500, SLG: 0.500	F7	1B 6 G4-3	SF9 2-3 3-H		1B 1-2 2-3		K			3 1	0 0	2 0	1 0	0 0	0 1	0 2
Inning Stats	R: 7 E: 1 K: 0 S: 7 H: 4 LOB: 0 BB: 2 P: 15	R: 7 E: 0 K: 1 S: 11 H: 6 LOB: 1 BB: 2 P: 19	R: 2 E: 0 K: 1 S: 8 H: 3 LOB: 2 BB: 1 P: 12	R: 0 E: 0 K: 2 S: 7 H: 0 LOB: 0 BB: 0 P: 7	R: 0 E: 0 K: 0 S: 8 H: 3 LOB: 3 BB: 0 P: 8	R: 0 E: 0 K: 1 S: 5 H: 0 LOB: 0 BB: 0 P: 5	R: 0 E: 0 K: 3 S: 11 H: 2 LOB: 2 BB: 0 P: 12	R: 0 E: 0 K: 1 S: 6 H: 1 LOB: 1 BB: 0 P: 6	R: 0 E: 0 K: 1 S: 5 H: 1 LOB: 1 BB: 1 P: 9	1B: 16 2B: 1 3B: 0 HR: 3 SF: 1 SAC: 0 DP: 1 HBP: 1	WP: 0 PB: 0 SB: 1 CS: 0 PA: 53					

PITCHER		IP	WLS	BF	H	R	ER	SO	BB	IBB	HBP	BLK	WP	HR	S	P	ERA	WHIP
75 Matt Wisler, R ERA: 11.91	(1, 1)	1.0	L	10	4	7	7	0	2	0	1	0	0	1	7	15	63.00	6.000
58 Blaine Boyer, R ERA: 10.95	(2, 1)	0.2		10	6	7	7	0	2	0	0	0	0	1	8	16	94.50	12.000
94 Trevor Gott, R ERA: 13.5	(2, 1)	1.1		8	3	2	2	2	1	0	0	0	0	1	11	15	13.50	3.000
46 Tim Stauffer, R ERA: 1.93	(4, 1)	1.0		3	0	0	0	2	0	0	0	0	0	0	7	7	0.00	0.000
33 Dale Thayer, R ERA: 2.08	(5, 1)	0.2		4	2	0	0	1	0	0	0	0	0	0	6	6	0.00	3.000

PITCHER		IP	WLS	BF	H	R	ER	SO	BB	IBB	HBP	BLK	WP	HR	S	P	ERA	WHIP
71 Kevin Quackenbush, R ERA: 4.5	(5, 1)	1.1		5	1	0	0	1	0	0	0	0	0	0	7	7	0.00	0.750
16 Huston Street, R ERA:	(7, 1)	0.2		4	2	0	0	2	0	0	0	0	0	0	8	9	0.00	3.000
99 Chris Nunn, L ERA:	(7, 1)	1.1		5	1	0	0	2	0	0	0	0	0	0	9	9	0.00	0.750
54 Alex Torres, L ERA: 7.88	(9, 1)	1.0		4	1	0	0	1	1	0	0	0	0	0	5	9	0.00	2.000

AB	45
R	16
H	20
RBI	16
BB	6
SO	11
LOB	20

BOTTOM

Batter	1	2	3	4	5	6	7	8	9	AB	R	H	RBI	BB	SO	LOB
2 Everth Cabrera, S (1, 6) OBP: 0.364, SLG: 0.379 Jace Peterson, L (5, PR) OBP: 0.265, SLG: 0.267 (6, 6)	CCS 0-3 ① K	SSS 0-3 ② K	X 0-0 12 WP; 12 1B 2B	CCC 0-3 ③ K	G4-3					3	0	1	0	0	2	0
										2	1	0	0	0	1	2
12 Seth Smith, L (1, 9) OBP: 0.400, SLG: 0.417 89 Alberth Martinez, R (5, PR) (6, 8)	CCS 0-3 ② K	X 0-0 ③ G6-3	X 0-0 13 BB; 23 1B 2-H 1B	SSS 0-3 ① K	G6-3			X 0-0 G6-3		3	0	1	1	0	1	0
										2	0	0	0	0	1	0
Chase Headley, S (1, 5) OBP: 0.190, SLG: 0.333 3 Alberto Gonzalez, R (6, 4) OBP: 0.200, SLG: 0.188	X 0-0 ③ F7		SSS 0-3 ① K	X 0-0 ① P5	SSS 0-3 ② K		X 0-0 ② P4		X 0-0 ② G4-3	3	0	0	0	0	1	2
										2	0	0	0	0	0	0
9 Jedd Gyorko, R (1, 4) OBP: 0.306, SLG: 0.448 92 Hunter Renfroe, R (6, 7)		SSS 0-3 ① K	X 0-0 13 FC6-4; 8 1B 2B	SSS 0-3 ② K			X 0-0 ③ G6-3		SSS 0-3 ③ K	3	1	1	0	0	2	2
										2	0	0	0	0	1	0
23 Yonder Alonso, L (1, 3) OBP: 0.471, SLG: 0.714 94 Gabriel Quintana, R (6, 5) OBP: 0.500, SLG: 0.750		X 0-0 HR	BBB 4-0 13 FC6-4 BB	X 0-0 13 BB 1-2 1B				X 0-0 4 2B; 88 G6-3 1B		2	1	2	1	1	0	0
										1	1	1	0	0	0	0
13 Chris Denorfia, R (1, 10) OBP: 0.242, SLG: 0.194 4 Nick Hundley, R (8, PH) OBP: 0.415, SLG: 0.622 (9, 10)	FFC 0-3 ② K	X 0-0 ② FC6-4; 8 1B; 14 BB 1-2f 2-3	BBBB 4-0 1-2 2-3 BB					X 0-0 88 G6-3 1-3 2B		2	0	0	0	1	1	2
										1	0	1	0	0	0	0
14 Tommy Medica, R (1, 7) OBP: 0.389, SLG: 0.561 88 Kyle Blanks, R (5, PH) OBP: 0.386, SLG: 0.489 (6, 3)	BBBB 4-0 BB	BBBB 4-0 8 1B 1-2 BB	CCS 0-3 ③ K					X 0-0 ① G6-3 2-3 3-H		0	0	0	0	2	0	0
										2	0	0	1	0	1	4
8 Yasmani Grandal, S (1, 2) OBP: 0.438, SLG: 0.400 44 René Rivera, R (8, 2) OBP: 0.351, SLG: 0.471	X 0-0 ③ P5	X 0-0 1-2 2-3 3-H 1B		X 0-0 21 G5-4-3 1B				X 0-0 ② G2		3	0	2	1	0	0	1
										1	0	0	0	0	0	1
5 Alexi Amarista, L (1, 8) OBP: 0.269, SLG: 0.360 21 Xavier Nady, R (6, 9) OBP: 0.360, SLG: 0.563		X 0-0 ① L8	X 0-0 ③ G3-1	X 0-0 ①② G5-4-3 1-2f				H 1-0 HBP		2	0	0	0	0	0	3
										1	0	0	0	0	0	1
Inning Stats	R: 0 E: 0 K: 2 S: 7 H: 0 LOB: 0 BB: 0 P: 7	R: 1 E: 0 K: 2 S: 8 H: 1 LOB: 1 BB: 1 P: 12	R: 0 E: 0 K: 1 S: 5 H: 0 LOB: 0 BB: 0 P: 5	R: 1 E: 0 K: 1 S: 7 H: 2 LOB: 3 BB: 2 P: 15	R: 1 E: 0 K: 2 S: 10 H: 3 LOB: 3 BB: 1 P: 14	R: 0 E: 0 K: 1 S: 5 H: 1 LOB: 0 BB: 0 P: 5	R: 0 E: 0 K: 1 S: 5 H: 0 LOB: 0 BB: 0 P: 5	R: 1 E: 0 K: 0 S: 5 H: 2 LOB: 2 BB: 0 P: 6	R: 0 E: 0 K: 1 S: 5 H: 0 LOB: 0 BB: 0 P: 5	1B: 5 2B: 3 3B: 0 HR: 1	SF: 0 SAC: 0 DP: 1 HBP: 1						

PITCHER		IP	WLS	BF	H	R	ER	SO	BB	IBB	HBP	BLK	WP	HR	S	P	ERA	WHIP
34 Zach McAllister, R ERA: 5.75	(1, 1)	4.0	W	18	3	2	2	6	3	0	0	0	0	1	27	39	4.50	1.500
49 Blake Wood, R ERA: 1.69	(5, 1)	1.0		7	3	1	1	2	1	0	0	0	1	0	10	14	9.00	4.000
27 Bryan Shaw, R ERA: 3.0	(6, 1)	1.0		3	1	0	0	1	0	0	0	0	0	0	5	5	0.00	1.000
44 John Axford, R ERA: 1.13	(7, 1)	1.0		3	0	0	0	1	0	0	0	0	0	0	5	5	0.00	0.000
Brett Brach, R ERA: 3.0	(8, 1)	2.0		9	2	1	1	1	0	0	1	0	0	0	10	11	4.50	1.000

PITCHER	IP	WLS	BF	H	R	ER	SO	BB	IBB	HBP	BLK	WP	HR	S	P	ERA	WHIP

Cleveland Indians @ San Diego Padres

Fowler Park and Cunningham Field, San Diego, CA

Fri Mar 28 2014, 9:13 PM - 12:35 AM EDT

Att. 2,648 - Partly Cloudy - 66 F

livebaseballscorecards.com

AB	35
R	4
H	9
RBI	4
BB	4
SO	11
LOB	18

Cleveland Indians @ San Diego Padres

Fowler Park and Cunningham Field, San Diego, CA

Sat Mar 29 2014, 4:12 PM - 6:54 PM EDT

Att. 2,648 - Sunny - 70 F

TOP

livebaseballscorecards.com

Batter	1	2	3	4	5	6	7	8	9	AB	R	H	RBI	BB	SO	LOB
13 Asdrúbal Cabrera, S (1, 6) OBP: 0.438, SLG: 0.518 84 Ronny Rodríguez, R (6, PR) OBP: 0.125, SLG: 0.125 (6, 6)	G1-3		F7			91 G4-6-3, 1-3, 1B	P6		G1-4-3	3 2	0 0	1 0	0 0	0 0	0 0	1 1
33 Nick Swisher, S (1, 3) OBP: 0.406, SLG: 0.500 91 Jerrud Sabourin, L (4, 3) OBP: 0.286, SLG: 0.571	G1-3			K		G4-6-3, 1-2f, 3-H		L7	1B	2 3	0 0	0 1	0 0	0 0	1 0	0 1
22 Jason Kipnis, L (1, 4) OBP: 0.446, SLG: 0.554 76 Ryan Rohlinger, R (4, 4) OBP: 0.387, SLG: 0.423	K			HR		41 BB, 26 HR, 1B		L5	K	2 3	1 1	1 1	1 0	0 0	1 1	0 1
41 Carlos Santana, S (1, 5) OBP: 0.324, SLG: 0.373 James Roberts, R (6, PR) OBP: 0.500, SLG: 0.500 (6, 5)		9 G4-6-3, BB		9 G6-3, BB		26 HR, 1-2, BB		26 HR, 1B		0 1	0 2	0 1	0 0	3 0	0 0	0 0
9 Ryan Raburn, R (1, 7) OBP: 0.395, SLG: 0.676 26 Matt Carson, R (4, 7) OBP: 0.360, SLG: 0.545		G4-6-3, 1-2f		G6-3, 1-2f		1-H, 2-H, HR		1-H, HR		2 2	0 2	0 2	0 5	0 0	0 0	2 0
23 Michael Brantley, L (1, 8) OBP: 0.552, SLG: 0.740 6 Nyjer Morgan, L (5, 8) OBP: 0.333, SLG: 0.292		G4-3			G3	F9		S, 1B, BB		2 1	0 1	0 0	0 0	0 1	0 0	0 1
10 Yan Gomes, R (1, 2) OBP: 0.300, SLG: 0.446 Tony Wolters, L (5, 2) OBP: 0.583, SLG: 0.556			7 G4-3, BB		F9		2B	1-H, 1B		1 2	0 0	0 2	0 1	1 0	0 0	0 0
7 David Murphy, L (1, 9) OBP: 0.267, SLG: 0.315 30 Elliot Johnson, S (5, 9) OBP: 0.387, SLG: 0.586			G4-3, 1-2		G3-1		K	F9		2 2	0 0	0 0	0 0	0 0	0 1	1 2
8 Lonnie Chisenhall, L (1, 10) OBP: 0.386, SLG: 0.532			L8			13 1B, 91 G4-6-3, BB	P4		F8	3	1	0	0	1	0	2

Inning Stats	1	2	3	4	5	6	7	8	9
	R: 0 E: 0 K: 1 S: 5	R: 0 E: 0 K: 0 S: 2	R: 0 E: 0 K: 0 S: 3	R: 1 E: 0 K: 1 S: 5	R: 0 E: 0 K: 0 S: 3	R: 4 E: 0 K: 0 S: 5	R: 0 E: 0 K: 1 S: 6	R: 3 E: 0 K: 0 S: 6	R: 0 E: 0 K: 1 S: 6
	H: 0 LOB: 0 BB: 0 P: 5	H: 0 LOB: 0 BB: 1 P: 6	H: 0 LOB: 1 BB: 1 P: 7	H: 1 LOB: 0 BB: 1 P: 9	H: 0 LOB: 0 BB: 0 P: 3	H: 3 LOB: 1 BB: 2 P: 13	H: 1 LOB: 1 BB: 0 P: 6	H: 3 LOB: 1 BB: 1 P: 11	H: 1 LOB: 1 BB: 0 P: 6

1B: 5	SF: 0	WP: 0
2B: 1	SAC: 0	PA: 39
3B: 0	DP: 3	PB: 0
HR: 3	HBP: 0	SB: 1
		CS: 0

AB	33
R	8
H	9
RBI	7
BB	6
SO	4
LOB	12

PITCHER		IP	WLS	BF	H	R	ER	SO	BB	IBB	HBP	BLK	WP	HR	S	P	ERA	WHIP
53 Eric Stults, L ERA: 4.71	(1, 1)	4.0	W	14	1	1	1	2	3	0	0	0	0	1	15	27	2.25	1.000
66 Joe Ross, R ERA: 7.5	(5, 1)	3.0	H	14	4	4	4	1	2	0	0	0	0	1	14	22	12.00	2.000
96 Jorge Reyes, R ERA: 40.5	(8, 1)	0.2		5	2	3	3	0	1	0	0	0	0	1	4	8	40.50	4.500
Anthony Carter, R ERA: 12.6	(8, 1)	0.1	H	2	1	0	0	0	0	0	0	0	0	0	2	3	0.00	3.000
Dennis O'Grady, R ERA: 6.35	(9, 1)	1.0	S	4	1	0	0	1	0	0	0	0	0	0	6	6	0.00	1.000

PITCHER	IP	WLS	BF	H	R	ER	SO	BB	IBB	HBP	BLK	WP	HR	S	P	ERA	WHIP

BOTTOM

Cleveland Indians @ San Diego Padres

Fowler Park and Cunningham Field, San Diego, CA

Sat Mar 29 2014, 4:12 PM - 6:54 PM EDT

Att. 2,648 - Sunny - 70 F

livebaseballscorecards.com

Batter	1	2	3	4	5	6	7	8	9	AB	R	H	RBI	BB	SO	LOB
2 Everth Cabrera, S (1, 6) OBP: 0.362, SLG: 0.377	G4-3		BB, 13 E, 23 2B, 1-2, 1B	F8		G4-3		G3, 1-2		3	1	1	0	0	0	0
5 Alexi Amarista, L (6, 8) OBP: 0.259, SLG: 0.346										2	0	0	0	0	0	1
13 Chris Denorfia, R (1, 8) OBP: 0.250, SLG: 0.206	1B		E3, BB, 23 2B, 1-2, 2-3	G4-3		K, CCS		BBBB, BB		3	1	1	0	0	0	2
Jace Peterson, L (6, 6) OBP: 0.278, SLG: 0.258										1	0	0	0	1	1	0
Chase Headley, S (1, 5) OBP: 0.250, SLG: 0.478	F7		BBBB, 23 2B, 1-2, 2-3, 3-H, BB		HR		8 1B, 3 1B, 92 G6-4-3, 1B	G1		2	2	1	2	1	0	1
94 Gabriel Quintana, R (6, 5) OBP: 0.500, SLG: 0.667										2	1	1	0	0	0	2
9 Jedd Gyorko, R (1, 4) OBP: 0.292, SLG: 0.426	P2		CSS, K		CCS, K		92 G6-4-3, 8 1B, 1-2, 1B			3	0	0	0	0	2	4
3 Alberto Gonzalez, R (6, 4) OBP: 0.222, SLG: 0.212										1	0	1	0	0	0	0
23 Yonder Alonso, L (1, 3) OBP: 0.463, SLG: 0.712		F8	21 1B, 1-H, 2-H, 3-H, 2B		G4-3		92 G6-4-3, 1-2, 2-3, 1B			3	1	1	3	0	0	0
8 Yasmani Grandal, S (7, 3) OBP: 0.471, SLG: 0.438										1	0	1	0	0	0	0
21 Xavier Nady, R (1, 9) OBP: 0.377, SLG: 0.588		K, 2B	K, 3-H, 1B		CFT, K		G6-4-3, 1-2f, 2-3, 3-H			3	0	2	1	0	1	0
92 Hunter Renfroe, R (7, PH) (8, 9)										1	0	0	0	0	0	2
14 Tommy Medica, R (1, 7) OBP: 0.387, SLG: 0.544	CSS, K	FFS, K				BBBB, 12 HR, BB	CFS, K			2	1	0	0	1	2	2
89 Alberth Martinez, R (7, 7)										1	0	0	0	0	1	1
12 Seth Smith, L (1, 10) OBP: 0.386, SLG: 0.475	G4-3	G4-3				1-H, HR		SCC, K		4	1	1	2	0	1	2
4 Nick Hundley, R (1, 2) OBP: 0.444, SLG: 0.625			BBBB, 13 E, 2 1B, BB, BB	1B		CSS, K		5 G3, 1B		3	1	2	0	1	1	0
Inning Stats	R: 0 E: 0 K: 0 S: 4 H: 1 LOB: 1 BB: 0 P: 4	R: 0 E: 0 K: 1 S: 6 H: 1 LOB: 1 BB: 0 P: 6	R: 5 E: 1 K: 2 S: 11 H: 3 LOB: 1 BB: 2 P: 19	R: 0 E: 0 K: 0 S: 3 H: 1 LOB: 0 BB: 0 P: 3	R: 1 E: 0 K: 2 S: 8 H: 1 LOB: 0 BB: 1 P: 12	R: 2 E: 0 K: 2 S: 8 H: 1 LOB: 0 BB: 1 P: 12	R: 1 E: 0 K: 1 S: 7 H: 3 LOB: 1 BB: 0 P: 7	R: 0 E: 0 K: 1 S: 6 H: 1 LOB: 2 BB: 1 P: 10		1B: 8 2B: 2 3B: 0 HR: 2	SF: 0 SAC: 0 DP: 1 HBP: 0					

AB	35
R	9
H	12
RBI	8
BB	4
SO	9
LOB	17

WP: 0 PB: 0 SB: 0 CS: 0 PA: 39

PITCHER		IP	WLS	BF	H	R	ER	SO	BB	IBB	HBP	BLK	WP	HR	S	P	ERA	WHIP
31 Danny Salazar, R ERA: 5.23	(1, 1)	5.0	L	24	7	6	5	5	2	0	0	0	0	1	32	40	9.00	1.800
52 Vinnie Pestano, R ERA: 9.0	(6, 1)	0.2		4	1	2	2	1	1	0	0	0	0	1	5	9	27.00	3.000
35 Marc Rzepczynski, L ERA: 1.13	(6, 1)	0.1		1	0	0	0	1	0	0	0	0	0	0	3	3	0.00	0.000
48 Scott Atchison, R ERA: 2.7	(7, 1)	1.0		5	3	1	1	1	0	0	0	0	0	0	7	7	9.00	3.000
37 Cody Allen, R ERA: 2.57	(8, 1)	0.1		2	1	0	0	1	0	0	0	0	0	0	4	4	0.00	3.000

PITCHER		IP	WLS	BF	H	R	ER	SO	BB	IBB	HBP	BLK	WP	HR	S	P	ERA	WHIP
88 Josh Outman, L ERA: 3.0	(8, 1)	0.2		3	0	0	0	0	1	0	0	0	0	0	2	6	0.00	1.500

Batter	1	2	3	4	5	6	7	8	9	AB	R	H	RBI	BB	SO	LOB
6 Nyjer Morgan, L (1, 8)	B FF 91 B FF 91 B FF 91 B FF 90 4-0 41 FC4-6 33 BB BB		B FF 90 B SI 89 C FF 90 X FF 90 2-1 ① G3		X SI 91 0-0 ① SH3-4 1-2		C SI 87 F SL 81 X SL 81 0-2 ② F8		X SI 94 0-0 ① SF8 2-3 3-H	2	0	0	1	1	0	0
33 Nick Swisher, S (1, 3) OBP: 0.400, SLG: 0.250	F CH 88 B CH 84 1 SAFE 1 SAFE B CH 89 S SL 83 B FF 91 B SL 83 4-2 41 FC4-6 1-2 BB		B CH 86 X FF 92 1-0 ② P1		B CH 85 S SI 91 S CU 80 C CU 79 1-3 ② K		C SI 87 S CH 77 S SL 81 0-3 ③ K		S CH 85 D CH 86 X SI 93 1-1 41 FC5 1-2 3-H 1B	4	0	1	1	1	2	1
22 Jason Kipnis, L (1, 4) OBP: 0.200, SLG: 0.200	B SI 91 C SL 83 C CU 78 B FF 91 F CU 78 F CU 78 S SI 91 2-3 ① K		C FF 92 B SL 86 F FF 91 F CU 80 S CU 81 1-3 ③ K		X CH 87 0-0 ③ G3-1			B CU 79 B FF 92 X FF 91 2-0 1B	C KC 75 B SI 93 S FF 93 F SI 92 F KC 78 S FF 94 1-3 ② K	5	0	1	0	0	3	5
41 Carlos Santana, S (1, 5)	B CU 78 C FF 91 B SL 84 C SL 84 F FF 91 D CU 79 X CH 84 3-2 ② FC4-6 1-2f 2-3			F SI 89 C SL 83 F SL 81 B FF 92 B CU 79 B SL 84 B SI 91 4-2 23 2B 13 FC1-5 BB		B FF 90 B FF 89 C FF 91 B FF 91 F FF 91 F FF 92 F FF 91 X FF 91 3-2 ① P3		C FF 92 B CU 81 C FF 93 B FF 92 F FF 93 F FF 93 X FF 93 2-2 ① F7	B SI 92 C CH 74 C SI 92 X SI 92 1-2 ③ FC5 1-2 2-3f	4	0	0	0	1	0	5
23 Michael Brantley, L (1, 7) OBP: 0.500, SLG: 1.000	D CU 80 B SI 91 B SL 83 C SI 90 X SI 90 3-1 ③ G6-3			X FF 92 0-0 13 FC1-5 1-3 2B		X SI 89 0-0 9 1B 13 FC1-2 2B		B CU 82 C FF 92 1 SAFE C FF 92 F FF 93 F FF 91 S FF 93 1-3 ② K		4	0	2	0	0	1	3
9 Ryan Raburn, R (1, 10) OBP: 0.250, SLG: 0.250		C FF 91 S SL 84 B SL 84 B CU 80 X SL 83 2-2 ① G4-3		B CU 77 S FF 92 B SI 90 C FF 92 F FC 90 B SL 85 S CU 79 3-3 ① K		B CU 78 X FF 91 1-0 13 FC1-2 2-3 1B		B FF 92 C CU 81 S FF 92 1 SAFE S FF 92 1-3 ③ K		4	0	1	0	0	2	3
13 Asdrúbal Cabrera, S (1, 6) OBP: 0.500, SLG: 0.333		F SI 90 B FF 91 B FF 90 X CH 90 2-1 1B		X CU 79 0-0 ② FC1-5 2-3 3-H		X SL 84 0-0 ② FC1-2 1-2 3-H			B SI 95 B SI 93 B SI 94 C SI 92 B SI 94 4-1 7 1B 6 SF8 BB	3	1	1	0	1	0	4
7 David Murphy, L (1, 9) OBP: 0.250, SLG: 0.250		C CH 88 B FF 91 1 SAFE S CH 85 C CH 86 1-3 ② K		C SL 83 S CU 80 F CU 80 X FF 92 0-2 ③ G4-3		C FC 91 S CU 80 S CU 80 0-3 ③ K			B SI 92 X CH 87 1-0 6 SF8 10 HBP 33 1B 1-3 1B	4	1	1	0	0	2	5
10 Yan Gomes, R (1, 2) OBP: 0.500, SLG: 0.333	1 SAFE C CU 78 B FF 91 C SI 91 D SL 85 B CU 79 S FF 90 3-3 ③ K			F CH 88 B SL 82 F FF 92 F FC 90 X CU 80 1-2 6 SH3-4 1B			C SL 80 S SL 80 S SL 81 0-3 ① K		F SI 94 S CU 81 F SI 92 B CU 81 B SI 93 H SI 94 3-2 41 FC5 33 1B 1-2 HBP	3	0	1	0	0	2	1
Inning Stats	R: 0 H: 0 E: 0 LOB: 2 K: 1 BB: 2 S: 13 P: 29	R: 0 H: 1 E: 0 LOB: 1 K: 2 BB: 0 S: 11 P: 19	R: 0 H: 0 E: 0 LOB: 0 K: 1 BB: 0 S: 7 P: 11	R: 0 H: 1 E: 0 LOB: 2 K: 1 BB: 1 S: 13 P: 20	R: 0 H: 1 E: 0 LOB: 1 K: 1 BB: 0 S: 9 P: 11	R: 0 H: 2 E: 0 LOB: 2 K: 1 BB: 0 S: 11 P: 15	R: 0 H: 0 E: 0 LOB: 0 K: 2 BB: 0 S: 9 P: 9	R: 0 H: 1 E: 0 LOB: 1 K: 2 BB: 0 S: 14 P: 20	R: 2 H: 2 E: 0 LOB: 2 K: 1 BB: 1 S: 16 P: 27	1B: 6 SF: 1 2B: 2 SAC: 1 3B: 0 DP: 0 HR: 0 HBP: 1						

PITCHER		IP	WLS	BF	H	R	ER	SO	BB	IBB	HBP	BLK	WP	HR	S	P	ERA	WHIP
54 Sonny Gray, R ERA:	(1, 1)	6.0		26	5	0	0	7	3	0	0	0	0	0	64	105	0.00	1.333
44 Luke Gregerson, R ERA:	(7, 1)	1.0		3	0	0	0	2	0	0	0	0	0	0	9	9	0.00	0.000
62 Sean Doolittle, L ERA:	(8, 1)	1.0		4	1	0	0	2	0	0	0	0	0	0	14	20	0.00	1.000
45 Jim Johnson, R ERA: 54.0	(9, 1)	0.1	L	5	2	2	2	0	1	0	1	0	0	0	8	17	54.00	9.000
56 Fernando Abad, L ERA:	(9, 1)	0.2		2	0	0	0	1	0	0	0	0	0	0	8	10	0.00	0.000

PITCHER	IP	WLS	BF	H	R	ER	SO	BB	IBB	HBP	BLK	WP	HR	S	P	ERA	WHIP

TOP

Cleveland Indians @ Oakland Athletics

O.co Coliseum, Oakland, CA

Mon Mar 31 2014, 10:10 PM - 1:24 AM EDT

Att. 36,067 - Cloudy - 49 F

livebaseballscorecards.com

AB	33
R	2
H	8
RBI	2
BB	4
SO	12
LOB	27

WP: 0 PA: 40
PB: 0
SB: 0
CS: 0

Cleveland Indians @ Oakland Athletics

O.co Coliseum, Oakland, CA

Mon Mar 31 2014, 10:10 PM - 1:24 AM EDT

Att. 36,067 - Cloudy - 49 F

livebaseballscorecards.com

BOTTOM

Batter	1	2	3	4	5	6	7	8	9	AB	R	H	RBI	BB	SO	LOB
4 Coco Crisp, S (1, 8) OBP: 0.667, SLG: 0.500	L3		20 FC6-4 1B			SH1-3		20 1B BB		2	0	1	0	1	0	0
20 Josh Donaldson, R (1, 5) OBP: 0.500, SLG: 0.500	G6-3		FC6-4			8 WP 1B		1-2 1B		4	0	2	0	0	0	1
8 Jed Lowrie, S (1, 6)	F8			G4-3		G1-3		K		4	0	0	0	0	1	5
37 Brandon Moss, L (1, 10)		G6-3		G6-3		F8		G3		4	0	0	0	0	0	5
52 Yoenis Cespedes, R (1, 7)		K		P4			L7		F8	4	0	0	0	0	1	0
5 John Jaso, L (1, 2) OBP: 0.500, SLG: 0.667		2B			K		K		10 DI BB	3	0	1	0	1	2	0
16 Josh Reddick, L (1, 9)		F7			G4-3		K		K	4	0	0	0	0	2	2
10 Daric Barton, L (1, 3) OBP: 0.500, SLG: 0.333			P5		F8			20 1B 4 WP 1B		3	0	1	0	1	0	0
28 Eric Sogard, L (1, 4) 1 Nick Punto, S (8, PH) (9, 4)			G3			20 1B 4 SH1-3 BB		F9	K	1 2	0 0	0 0	0 0	1 0	0 1	0 3

	AB	31
	R	0
	H	5
	RBI	0
	BB	4
	SO	7
	LOB	16

Inning Stats	1	2	3	4	5	6	7	8	9
	R: 0 H: 0 E: 0 LOB: 0 K: 0 BB: 0 S: 7 P: 9	R: 0 H: 1 E: 0 LOB: 1 K: 1 BB: 0 S: 8 P: 15	R: 0 H: 1 E: 0 LOB: 1 K: 0 BB: 0 S: 12 P: 17	R: 0 H: 0 E: 0 LOB: 0 K: 0 BB: 0 S: 5 P: 8	R: 0 H: 0 E: 0 LOB: 0 K: 1 BB: 0 S: 12 P: 15	R: 0 H: 1 E: 0 LOB: 2 K: 0 BB: 1 S: 8 P: 16	R: 0 H: 0 E: 0 LOB: 0 K: 2 BB: 0 S: 9 P: 12	R: 0 H: 2 E: 0 LOB: 3 K: 1 BB: 1 S: 15 P: 23	R: 0 H: 0 E: 0 LOB: 2 K: 2 BB: 2 S: 12 P: 26

	1B: 4	SF: 0	WP: 2	PA: 36
	2B: 1	SAC: 1	PB: 0	
	3B: 0	DP: 0	SB: 0	
	HR: 0	HBP: 0	CS: 0	

PITCHER		IP	WLS	BF	H	R	ER	SO	BB	IBB	HBP	BLK	WP	HR	S	P	ERA	WHIP
63 Justin Masterson, R ERA:	(1, 1)	7.0		25	3	0	0	4	1	0	0	0	1	0	61	92	0.00	0.571
35 Marc Rzepczynski, L ERA:	(8, 1)	0.1		2	1	0	0	0	0	0	0	0	0	0	2	3	0.00	3.000
37 Cody Allen, R ERA:	(8, 1)	0.2	W	4	1	0	0	1	1	0	0	0	1	0	13	20	0.00	3.000
44 John Axford, R ERA:	(9, 1)	1.0	S	5	0	0	0	2	2	0	0	0	0	0	12	26	0.00	2.000

PITCHER	IP	WLS	BF	H	R	ER	SO	BB	IBB	HBP	BLK	WP	HR	S	P	ERA	WHIP

Batter	1	2	3	4	5	6	7	8	9	AB	R	H	RBI	BB	SO	LOB
13 Asdrúbal Cabrera, S (1, 10) OBP: 0.250, SLG: 0.143	B SI 89 C SI 90 X CU 76 1-1 F8		B SI 89 F CH 78 C SI 91 B FF 91 S CH 77 2-3 K			C SI 90 S CH 76 X CH 76 0-2 L5			C FF 88 B CH 82 F SI 89 F SI 90 F SL 83 F FF 90 F CH 83 F SI 91 X SI 92 1-2 F9	4	0	0	0	0	1	0
33 Nick Swisher, S (1, 3) OBP: 0.222, SLG: 0.125	B SI 90 B SI 90 C SI 89 C SI 89 F SI 92 B CH 79 C CH 78 3-3 K			B SI 87 C SI 89 B CU 74 X SI 89 2-1 G4-3			C CU 74 F CH 77 X CH 75 0-2 E5 22 WP		B CU 76 S SI 90 B CU 76 X SI 89 2-1 L9	4	0	0	0	0	1	0
22 Jason Kipnis, L (1, 4) OBP: 0.333, SLG: 0.444	B CU 74 B SI 89 X SI 90 2-0 F8			C CU 78 B SI 91 S SL 80 F SI 92 X SI 91 1-2 41 G5-4-3 1B			B CH 80 F SI 90 B SL 80 X CU 79 2-1 F9 1-2		C FF 90 B CH 84 B CH 82 F FF 90 B FF 90 X SI 90 3-2 41 1B 2B	4	1	2	0	0	0	1
41 Carlos Santana, S (1, 5) OBP: 0.222, SLG: 0.125		B SI 88 X SI 90 1-0 P3		B SI 89 X SI 90 1-0 G5-4-3 1-2f			B SI 90 D CH 78 C SI 90 B SI 90 X SI 91 3-1 L5		F SI 91 D SL 83 C FF 90 F CU 78 B FF 91 F CU 76 F SI 91 X CU 77 2-2 2-H 1B	4	0	1	1	0	0	2
9 Ryan Raburn, R (1, 7) OBP: 0.125, SLG: 0.125		C SI 89 S SI 89 C SI 92 0-3 K			X SI 89 0-0 F9		S CH 79 S CH 78 C SI 92 0-3 K		B SI 89 X SI 88 1-0 G1-3	4	0	0	0	0	2	2
23 Michael Brantley, L (1, 8) OBP: 0.429, SLG: 0.714		C SI 90 F SI 91 B SL 81 B SI 90 F SL 81 X SL 83 2-2 4 WP 1B			B SI 90 C SI 90 C SI 90 X SL 80 1-2 G4-3			B SL 80 C SI 91 B SL 81 X SI 90 2-1 G4-3		3	0	1	0	0	0	0
4 Mike Aviles, R (1, 6) OBP: 0.333, SLG: 0.667		C SI 88 F SI 91 F FF 92 B CH 78 F CH 76 F FC 85 X SI 92 1-2 G4-3 1-2			C SI 90 F CH 77 S CH 76 0-3 K			C SI 89 B SI 90 B SI 90 C SI 89 F CH 78 X CH 76 2-2 10 G6-3 2B		3	0	1	0	0	1	1
10 Yan Gomes, R (1, 2) OBP: 0.286, SLG: 0.167			B SI 88 C SI 88 B CH 77 X SI 88 2-1 F9			S SI 88 X SI 90 0-1 G4-3		C FF 89 B FF 90 B SL 81 F SI 90 B SI 90 X SI 90 3-2 G6-3 2-3		3	0	0	0	0	0	1
30 Elliot Johnson, S (1, 9)			B SI 90 X SI 89 1-0 G4-3			C SI 89 C SI 90 X SI 92 0-2 L9		B FF 90 B SI 90 X SI 90 2-0 G4-3		3	0	0	0	0	0	1
Inning Stats	R: 0 E: 0 K: 1 S: 7 H: 0 LOB: 0 BB: 0 P: 13	R: 0 E: 0 K: 1 S: 14 H: 1 LOB: 1 BB: 0 P: 18	R: 0 E: 0 K: 1 S: 6 H: 0 LOB: 0 BB: 0 P: 11	R: 0 E: 0 K: 0 S: 7 H: 1 LOB: 0 BB: 0 P: 11	R: 0 E: 0 K: 1 S: 7 H: 0 LOB: 0 BB: 0 P: 8	R: 0 E: 0 K: 0 S: 8 H: 0 LOB: 0 BB: 0 P: 8	R: 0 E: 1 K: 1 S: 10 H: 0 LOB: 1 BB: 0 P: 15	R: 0 E: 0 K: 0 S: 10 H: 1 LOB: 1 BB: 0 P: 19	R: 1 E: 0 K: 0 S: 20 H: 2 LOB: 1 BB: 0 P: 29	1B: 3 2B: 2 3B: 0 HR: 0 SF: 0 SAC: 0 DP: 1 HBP: 0						

PITCHER		IP	WLS	BF	H	R	ER	SO	BB	IBB	HBP	BLK	WP	HR	S	P	ERA	WHIP
26 Scott Kazmir, L ERA:	(1, 1)	7.1	W	25	3	0	0	5	0	0	0	0	2	0	65	94	0.00	0.409
61 Dan Otero, R ERA: 5.4	(8, 1)	1.2		7	2	1	1	0	0	0	0	0	0	0	24	38	5.40	1.200

PITCHER	IP	WLS	BF	H	R	ER	SO	BB	IBB	HBP	BLK	WP	HR	S	P	ERA	WHIP

TOP

Cleveland Indians @ Oakland Athletics

O.co Coliseum, Oakland, CA

Wed Apr 02 2014, 3:39 PM - 6:43 PM EDT

Att. 15,134 - Partly Cloudy - 57 F

livebaseballscorecards.com

AB	32
R	1
H	5
RBI	1
BB	0
SO	5
LOB	8

Batter	1	2	3	4	5	6	7	8	9	AB	R	H	RBI	BB	SO	LOB
4 Coco Crisp, S (1, 8) OBP: 0.375, SLG: 0.333	B SI 92 C SI 93 X SL 90 1-1 8 F8 8 S 52 1B 1B	B SI 92 B SI 90 F SI 92 C SI 92 B SI 93 X SI 92 3-2 ① SF9 2-3 3-H	C SL 86 B CU 80 C SI 91 F CU 80 S SI 92 1-3 ③ K		X FF 91 0-0 ③ G4-3		F FF 97 B CH 84 F FF 95 D CH 84 B FF 97 X FF 96 3-2 ③ L9			4	1	1	1	0	1	2
20 Josh Donaldson, R (1, 10) OBP: 0.222, SLG: 0.222	B SI 93 C SI 91 F SI 92 B SL 88 C CU 81 2-3 ① K	B SI 93 X SL 88 1-0 ② FC5-2 8 1B 1-2 3-H		X CU 80 0-0 E5 37 1B 8 SH5-3		C FF 88 B FF 88 C SL 78 S FF 89 1-3 ① K		F SI 88 B FF 91 B FF 88 X SI 88 2-1 ① P4		5	0	0	0	0	2	3
8 Jed Lowrie, S (1, 6) OBP: 0.375, SLG: 0.429	C SI 91 B CH 84 S SI 92 B SI 93 1 SAFE B SL 88 X SI 94 3-2 ② F8 1-3	C SI 91 S CU 80 F CU 82 B SI 92 B SI 91 X CU 80 2-2 1-2 2-H 1B		X SI 90 0-0 ① SH5-3 1-2		B FF 88 F FF 88 F FF 89 B SL 79 F SL 77 F SL 79 X FF 89 2-2 37 2B 2B		B SI 89 C CH 78 B SI 90 S FF 89 B FF 91 F SI 89 B FF 91 4-2 52 1B BB		3	1	2	1	1	0	1
37 Brandon Moss, L (1, 3) OBP: 0.333, SLG: 0.375	C SI 92 B CU 81 B SI 92 F SL 88 F CU 82 D CH 84 F CU 82 B SI 93 4-2 52 1B BB	X CH 84 0-0 ③ F9		B SI 91 C SI 91 D CU 80 X SI 92 2-1 52 G1-3 2-3 1B		B FF 89 B FF 88 B FF 88 C FF 88 X FF 89 3-1 2-H 2B		C SL 80 S SL 80 B SI 88 S SL 81 1-3 ② K		4	0	2	1	1	1	3
52 Yoenis Cespedes, R (1, 7) OBP: 0.222, SLG: 0.222	C SL 89 X SI 94 0-1 1-3 3-H 1B	B SI 92 X SI 92 1-0 ① P6	C SL 86 C CU 77 B SL 86 F FF 91 X CU 78 1-2 ② G1-3 1-2			B SL 77 B FF 87 F FF 87 B SL 76 X FF 87 3-1 ② P3		B FF 88 C CH 80 F CH 78 B SL 80 B FF 91 X SI 89 3-2 1-3 1B		5	0	2	1	0	0	3
16 Josh Reddick, L (1, 9)	D SI 92 C SI 92 X SI 92 1-1 ③ G4-3	B SI 92 B CH 82 B SI 90 B SI 90 4-0 18 HR BB	F FF 91 D CU 78 B CH 84 C FF 91 D CU 80 B SL 85 4-2 BB			F FF 88 B SL 77 T SL 78 F SL 77 X SL 77 1-2 ③ G4-3		C SL 80 B SI 87 F SI 89 B SL 81 X SL 81 2-2 ③ G4-3		3	1	0	0	2	0	5
18 Alberto Callaspo, S (1, 5) OBP: 0.500, SLG: 1.250		B SI 90 B SI 91 F SI 91 B SL 88 F SI 92 X SI 94 3-2 28 BB 36 1B 4 SF9 1B	X SI 90 0-0 1-H HR	C FF 92 D CU 80 C FF 91 S FF 92 1-3 ③ K			C FF 96 B FF 97 F FF 96 X CH 85 1-2 ① G1-3			4	2	2	2	0	1	3
36 Derek Norris, R (1, 2) OBP: 0.750, SLG: 0.750		B SI 91 B SI 92 X SI 92 2-0 4 SF9 28 BB 20 FC5-2 1-2 1B	C SI 90 X SL 86 0-1 1B		C FF 89 B FF 90 X FF 91 1-1 ① G4-3		C FF 97 X FF 98 0-1 1B			4	0	3	0	0	0	0
28 Eric Sogard, L (1, 4)		B CU 79 B SI 90 D SI 92 B SI 91 4-0 20 FC5-2 8 1B 1-2 2-3 BB	C SI 90 X SL 87 0-1 ② B2		C FF 90 B CH 83 F SL 86 F CU 80 S FF 92 1-3 ② K		B FF 94 B FF 92 B FF 93 C FF 93 F FF 93 F FF 95 X FF 93 3-2 ② F7			3	1	0	0	1	1	2
Inning Stats	R: 1 E: 0 K: 1 S: 16 H: 2 LOB: 2 BB: 1 P: 27	R: 2 E: 0 K: 0 S: 13 H: 3 LOB: 2 BB: 1 P: 28	R: 2 E: 0 K: 1 S: 10 H: 2 LOB: 1 BB: 1 P: 16	R: 0 E: 1 K: 1 S: 13 H: 1 LOB: 3 BB: 1 P: 21	R: 0 E: 0 K: 1 S: 7 H: 0 LOB: 0 BB: 0 P: 9	R: 1 E: 0 K: 1 S: 16 H: 2 LOB: 1 BB: 0 P: 26	R: 0 E: 0 K: 0 S: 12 H: 1 LOB: 1 BB: 0 P: 19	R: 0 E: 0 K: 1 S: 14 H: 1 LOB: 2 BB: 1 P: 26		1B: 9 2B: 2 3B: 0 HR: 1 SF: 1 SAC: 1 DP: 0 HBP: 0						

PITCHER		IP	WLS	BF	H	R	ER	SO	BB	IBB	HBP	BLK	WP	HR	S	P	ERA	WHIP
28 Corey Kluber, R ERA: 13.5	(1, 1)	3.1	L	22	8	5	5	2	3	0	0	0	0	1	43	77	13.50	3.300
48 Scott Atchison, R ERA:	(4, 1)	1.2		6	0	0	0	2	1	0	0	0	0	0	16	24	0.00	0.600
52 Vinnie Pestano, R ERA: 9.0	(6, 1)	1.0		5	2	1	1	1	0	0	0	0	0	0	16	26	9.00	2.000
49 Blake Wood, R ERA:	(7, 1)	1.0		4	1	0	0	0	0	0	0	0	0	0	12	19	0.00	1.000
88 Josh Outman, L ERA:	(8, 1)	1.0		5	1	0	0	1	1	0	0	0	0	0	14	26	0.00	2.000

PITCHER	IP	WLS	BF	H	R	ER	SO	BB	IBB	HBP	BLK	WP	HR	S	P	ERA	WHIP

BOTTOM

Cleveland Indians @ Oakland Athletics

O.co Coliseum, Oakland, CA

Wed Apr 02 2014, 3:39 PM - 6:43 PM EDT

Att. 15,134 - Partly Cloudy - 57 F

livebaseballscorecards.com

AB	35
R	6
H	12
RBI	6
BB	5
SO	6
LOB	22

Cleveland Indians @ Oakland Athletics

O.co Coliseum, Oakland, CA

Wed Apr 02 2014, 9:08 PM - 12:41 AM EDT

Att. 12,198 - Partly Cloudy - 56 F

TOP

livebaseballscorecards.com

Batter	1	2	3	4	5	6	7	8	9	AB	R	H	RBI	BB	SO	LOB
6 Nyjer Morgan, L (1, 8) 9 Ryan Raburn, R (6, PH) OBP: 0.200, SLG: 0.200 (6, 7)	C SI 90 F CH 83 B SL 85 B SI 91 S SI 90 2-3 **K** ①		B SI 88 1 SAFE B SI 89 B FF 90 B SI 90 4-0 41 BB 1-2 BB	C SI 90 B SI 90 F FF 90 F CU 68 F FF 90 X FF 90 1-2 L5 ③		B SL 80 X SL 79 1-0 F7 ③		C SI 92 B SI 94 S SI 92 X SI 94 1-2 22 FC4-6 33 1B 23 E 1B	2 0 0 0 1 1 0 2 1 1 0 0 0 1						
33 Nick Swisher, S (1, 3) OBP: 0.214, SLG: 0.154	S SI 92 F CH 83 B CU 70 B CU 72 B SI 91 X CH 83 3-2 L8 ②		C CU 66 B CU 67 B SI 90 F CH 82 X SI 89 2-2 F7 ①		B CH 81 X SI 88 1-0 F7 ①		F SI 86 X CH 75 0-1 G4-3 ①		S SI 94 B CH 87 F CH 88 B SI 94 B SI 94 F SI 95 X SI 93 3-2 22 FC4-6 1-2 1B	5 0 1 0 0 0 2						
22 Jason Kipnis, L (1, 10) OBP: 0.286, SLG: 0.308	B SI 91 X CH 84 1-0 G3 ③		S CH 83 F CH 82 S SI 91 0-3 **K** ②		C SI 89 X SI 89 0-1 F8 ②		B SI 86 B SL 79 C SI 86 B SL 80 B SI 86 4-1 41 1B 41 S 23 G5-3 BB		L SI 95 L SI 94 F SI 94 F CH 88 D CH 88 X CH 88 1-2 FC4-6 ① 1-2f 41 S 2-3 23 E	4 2 0 0 1 1 4						
41 Carlos Santana, S (1, 2) OBP: 0.429, SLG: 0.364 10 Yan Gomes, R (9, 2) OBP: 0.286, SLG: 0.167		X SI 89 0-0 P5 ①	B CH 83 C SI 91 B SL 85 S CH 83 F FF 91 B SI 91 F FF 91 B CH 83 4-2 BB 1-2 2-3		X SI 89 0-0 2B		C SI 87 1 SAFE B SL 80 B SL 81 1 SAFE B SI 88 S SI 86 F SL 81 X SI 88 3-2 23 G5-3 1-3 1B		B SI 94 C SI 94 1 SAFE B CU 80 B SI 94 B SI 94 4-1 23 E 7 SF8 1-2 BB	3 1 2 0 2 0 0 0 0 0 0 0 0 0						
23 Michael Brantley, L (1, 7) OBP: 0.417, SLG: 0.545 (6, 8)		B SI 89 C SI 88 F FF 90 B SI 89 X SI 90 2-2 P5 ②	F CH 82 X FF 91 0-1 F8 ③		B KC 78 B FF 92 B FF 92 B FF 92 4-0 BB		F SI 87 F SL 80 F SL 81 D CH 76 B SL 80 X SL 80 2-2 G5-3 ② 1-2 3-H		X CH 89 0-0 E9 1-3 2-H 3-H 1B	4 0 1 3 1 0 4						
13 Asdrúbal Cabrera, S (1, 6) OBP: 0.385, SLG: 0.200		F SI 90 C CU 69 B SL 86 B FF 91 F SI 90 H CU 70 3-2 7 1B HBP		B SI 89 B CH 87 C SI 88 F CH 81 F SI 90 F FF 89 X SI 90 2-2 4 HR 1B	B KC 79 B FF 91 F SI 92 X FF 92 2-1 F9 ③		S FF 87 B SL 80 X SI 86 1-1 L8 ③		I IN 78 I IN 75 I IN 80 I IN 74 4-0 IBB	3 1 1 0 1 0 3						
7 David Murphy, L (1, 9) OBP: 0.222, SLG: 0.250		C SI 90 D CH 81 B FF 90 X CH 81 2-1 1-2 1B		B SI 88 X CH 81 1-0 F8 ①		S FF 92 X FF 91 0-1 G3 ①		B SI 93 B FF 92 S FF 92 S FF 93 F FF 93 X FF 93 2-2 G3 ① 3-H	B SI 93 X SI 92 1-0 SF8 ②	4 0 1 1 0 0 1						
4 Mike Aviles, R (1, 4) OBP: 0.375, SLG: 0.857		C CU 68 B SL 82 B FF 90 X FF 90 2-1 P3 ③		C SI 90 1 SAFE X SL 82 0-1 1-H HR	B SI 91 B SI 92 B SI 92 C FF 91 F FF 92 B FF 94 4-2 30 S BB		C FF 93 B FF 93 B FF 92 B FF 92 F FF 93 C FF 93 3-3 **K** ②		C CU 70 B CH 88 F CH 88 X CU 69 1-2 F8 ③	4 1 1 2 1 1 4						
8 Lonnie Chisenhall, L (1, 5) OBP: 0.500, SLG: 0.500 30 Elliot Johnson, S (6, PH) (6, 5)			C SI 90 X CH 82 0-1 41 BB 6 BB 1B	C SI 90 B SI 90 C SI 90 F FF 90 X CU 69 1-2 F8 ②		1 SAFE F FF 92 1 SAFE S FF 90 F FF 92 B KC 79 S KC 80 1-3 **K** ② 1-2		S FF 93 X FF 92 0-1 G4-3 ③		2 0 1 0 0 0 0 2 0 0 0 0 1 1						
Inning Stats	R: 0 E: 0 K: 1 S: 7 H: 0 LOB: 0 BB: 0 P: 13	R: 0 E: 0 K: 0 S: 11 H: 1 LOB: 2 BB: 0 P: 20	R: 0 E: 0 K: 1 S: 14 H: 1 LOB: 3 BB: 2 P: 24	R: 2 E: 0 K: 0 S: 17 H: 2 LOB: 0 BB: 0 P: 22	R: 0 E: 0 K: 0 S: 6 H: 1 LOB: 2 BB: 1 P: 13	R: 0 E: 0 K: 1 S: 9 H: 0 LOB: 1 BB: 1 P: 15	R: 1 E: 0 K: 0 S: 13 H: 1 LOB: 1 BB: 1 P: 23	R: 0 E: 0 K: 1 S: 9 H: 0 LOB: 0 BB: 0 P: 14	R: 3 E: 1 K: 0 S: 18 H: 3 LOB: 2 BB: 2 P: 33	1B: 7 2B: 1 3B: 0 HR: 1 SF: 1 SAC: 0 DP: 0 HBP: 1	WP: 0 PB: 0 SB: 3 CS: 0 PA: 44					

	AB	35
	R	6
	H	9
	RBI	6
	BB	7
	SO	4
	LOB	20

PITCHER		IP	WLS	BF	H	R	ER	SO	BB	IBB	HBP	BLK	WP	HR	S	P	ERA	WHIP
25 Josh Lindblom, R	(1, 1)	4.2		22	5	2	2	2	2	0	1	0	0	1	53	84	3.86	1.500
ERA: 3.86																		
13 Drew Pomeranz, L	(5, 1)	1.0		5	0	0	0	1	2	0	0	0	0	0	10	21	0.00	2.000
ERA:																		
44 Luke Gregerson, R	(6, 1)	1.1	B	6	1	1	1	0	1	0	0	0	0	0	14	25	6.75	1.500
ERA: 3.86																		
62 Sean Doolittle, L	(8, 1)	1.0	H	3	0	0	0	1	0	0	0	0	0	0	9	14	0.00	0.000
ERA:																		
45 Jim Johnson, R	(9, 1)	0.2	L	7	3	3	3	0	1	1	0	0	0	0	15	29	40.50	6.000
ERA: 45.0																		

PITCHER		IP	WLS	BF	H	R	ER	SO	BB	IBB	HBP	BLK	WP	HR	S	P	ERA	WHIP
58 Evan Scribner, R	(9, 1)	0.1		1	0	0	0	0	0	0	0	0	0	0	3	4	0.00	0.000
ERA:																		

BOTTOM

Cleveland Indians @ Oakland Athletics

O.co Coliseum, Oakland, CA

Wed Apr 02 2014, 9:08 PM - 12:41 AM EDT

Att. 12,198 - Partly Cloudy - 56 F

livebaseballscorecards.com

Batter	1	2	3	4	5	6	7	8	9	AB	R	H	RBI	BB	SO	LOB
29 Sam Fuld, L (1, 8) OBP: 0.600, SLG: 1.000	1-1: 8 1B 3B	4-2: BB		1-1: 20 S 1B			0-2: P6		1-3: K	4	1	2	1	1	1	0
20 Josh Donaldson, R (1, 5) OBP: 0.143, SLG: 0.143	3-3: K	0-0: F9		2-0: G6-3			1-0: E8 8 WP 37 1B		1-1: F8	5	1	0	0	0	1	4
8 Jed Lowrie, S (1, 6) OBP: 0.385, SLG: 0.364	2-0: 37 WP 52 2B 1B		2-3: K		4-1: 37 G3 BB		2-2: G4-3		2-1: F9	4	1	1	1	1	1	1
37 Brandon Moss, L (1, 10) OBP: 0.462, SLG: 0.455	4-2: 52 2B BB		0-0: 52 G6-4-3 1B		1-1: G3		3-2: 52 BB 1B			3	0	2	1	1	0	1
52 Yoenis Cespedes, R (1, 7) OBP: 0.385, SLG: 0.364	1-2: 2B		0-0: G6-4-3		4-0: 36 G4-3 IBB		4-2: BB			2	0	1	1	2	0	1
5 John Jaso, L (1, 2) OBP: 0.333, SLG: 0.400 36 Derek Norris, R (5, PH) OBP: 0.500, SLG: 0.500 (6, 2)	2-3: K			0-1: P4	0-0: G4-3		0-0: P3			2 2	0 0	0 0	0 0	0 0	1 0	2 4
16 Josh Reddick, L (1, 9) OBP: 0.231, SLG: 0.091	3-3: K			3-2: 10 F8 1 BB 29 1B 1B		1-2: G3		0-3: K2-3		4	1	1	0	0	2	2
1 Nick Punto, S (1, 4)		1-2: L8		4-2: 29 1B BB		3-3: K		1-1: F7		3	0	0	0	1	1	0
10 Daric Barton, L (1, 3) OBP: 0.250, SLG: 0.143		0-0: G6-3		1-0: F8		1-3: K		1-2: G4-3		4	0	0	0	0	1	2

	AB	R	H	RBI	BB	SO	LOB
	33	4	7	4	6	8	17

Inning Stats	1	2	3	4	5	6	7	8	9
R	2	0	0	1	0	0	1	0	0
E	0	0	0	0	0	0	1	0	0
K	3	0	1	0	0	0	0	0	0
S	20	11	5	11	4	12	17	8	8
H	3	0	1	2	0	0	1	0	0
LOB	2	1	0	2	1	0	2	0	0
BB	1	1	0	1	2	0	1	0	0
P	36	16	7	22	13	17	27	10	12

1B	5
2B	1
3B	1
HR	0
SF	0
SAC	0
DP	2
HBP	0
WP	2
PB	0
SB	1
CS	0
PA	39

PITCHER		IP	WLS	BF	H	R	ER	SO	BB	IBB	HBP	BLK	WP	HR	S	P	ERA	WHIP
34 Zach McAllister, R ERA: 6.75	(1, 1)	4.0		21	6	3	3	4	4	0	0	0	1	0	48	86	6.75	2.500
35 Marc Rzepczynski, L ERA:	(5, 1)	2.1		7	0	0	0	2	0	1	0	0	0	0	18	28	0.00	0.000
27 Bryan Shaw, R ERA:	(7, 1)	0.2		5	1	1	0	0	1	0	0	0	1	0	14	24	0.00	3.000
37 Cody Allen, R ERA:	(8, 1)	1.0	W	3	0	0	0	1	0	0	0	0	0	0	8	10	0.00	0.000
44 John Axford, R ERA:	(9, 1)	1.0	S	3	0	0	0	1	0	0	0	0	0	0	8	12	0.00	0.000

PITCHER	IP	WLS	BF	H	R	ER	SO	BB	IBB	HBP	BLK	WP	HR	S	P	ERA	WHIP

Minnesota Twins @ Cleveland Indians

Progressive Field, Cleveland, OH

Fri Apr 04 2014, 5:19 PM - 8:20 PM EDT

Att. 41,274 - Overcast - 46 F

livebaseballscorecards.com

TOP

Batter	1	2	3	4	5	6	7	8	9	AB	R	H	RBI	BB	SO	LOB
2 Brian Dozier, R (1, 4) OBP: 0.250, SLG: 0.222	B FF 94 B FF 93 C FF 94 X FF 96 2-1 7 F7 16 SF8 2B	B FF 92 B SI 95 X SI 94 2-0 ③ 1-2 2-H 1B			C FF 93 B FF 95 B CH 82 C SI 94 F CH 83 X SI 94 2-2 7 2B 1B		C SL 79 F FC 92 C FC 91 0-3 ② K		C FF 97 B SL 90 S SL 90 S CH 84 1-3 ③ K2-3	5	1	3	0	0	2	0
7 Joe Mauer, L (1, 3) OBP: 0.263, SLG: 0.188	C FF 93 B FF 94 2 SAFE X FF 95 1-1 ① F7 2-3		C FF 92 B SL 86 S CH 83 X FF 96 1-2 ① G6-3		C FF 90 1 SAFE 1 SAFE X FF 92 0-1 1-3 2B		C FC 92 B FF 89 F FC 91 F SL 81 F FC 92 S CH 86 1-3 ③ K			4	0	1	0	0	1	1
16 Josh Willingham, R (1, 7) OBP: 0.471, SLG: 0.333	B FF 95 F FF 96 B CH 82 X FF 95 2-1 ② SF8 3-H		B FF 96 B SL 87 F FF 95 F FF 96 X SL 84 2-2 ② P5		B CH 80 B FF 94 I IN 76 I IN 76 4-0 IBB			C FF 95 B KC 86 F FF 96 X FF 96 1-2 24 2B 1B		2	0	1	1	1	0	0
20 Chris Colabello, R (1, 10) OBP: 0.429, SLG: 0.857	C FF 96 B FF 94 B FF 97 C CH 83 F FF 98 X SL 86 2-2 HR		X FF 95 0-0 ③ G4-3		X FF 91 0-0 ② L4			B FF 94 F FF 95 F FF 95 S KC 83 1-3 ① K		4	1	1	1	0	1	4
24 Trevor Plouffe, R (1, 5) OBP: 0.474, SLG: 0.529	C FF 96 B FF 94 C FF 93 S CH 84 1-3 ③ K			X FF 90 0-0 ① L7	B CH 80 F FF 93 F FF 95 D CH 84 B CH 81 X FF 94 3-2 ③ G4-3			C KC 84 B KC 84 B FF 95 B FF 95 X FF 95 3-1 1-3 2B		4	0	1	0	0	1	3
31 Oswaldo Arcia, L (1, 9) OBP: 0.158, SLG: 0.222		B SI 91 C FF 92 F CH 81 T FF 94 1-2 ① K		X FF 95 0-0 ② F7		C CH 78 S CH 82 X CH 82 0-2 8 CS 1B		B FF 95 C FF 95 S FF 95 F KC 86 F FF 97 S FF 96 1-3 ② K		4	0	1	0	0	2	2
8 Kurt Suzuki, R (1, 2) OBP: 0.500, SLG: 0.500		B FF 92 B FF 92 B FF 93 B FF 92 4-0 25 1B 2 1B BB		B FF 93 B FF 93 B FF 94 C FF 93 C FF 93 B FF 95 4-2 BB		M CH 77 1 SAFE C CH 79 F SI 93 B FF 93 1 SAFE B CH 80 F SI 91 D CH 82 3-3 ① S FF 93 ② K 1-2		B FF 95 C FF 95 B KC 85 F FF 96 X FF 96 2-2 ③ F9		2	0	0	0	2	1	3
32 Aaron Hicks, S (1, 8) OBP: 0.353, SLG: 0.333	C CH 79 B FF 93 X FF 94 1-1 ② F9		B SL 81 B SI 93 X FF 92 2-0 ③ P6		B FF 92 X FF 89 1-0 ③ G5-3				B FF 97 C FF 94 C FF 98 F FF 98 T FF 98 1-2 ① K	4	0	0	0	0	1	2
25 Pedro Florimón, S (1, 6) OBP: 0.222, SLG: 0.125 13 Jason Kubel, L (9, PH) OBP: 0.250, SLG: 0.500	B FF 92 T FF 92 B CH 81 F FF 94 X FF 97 2-2 2 1B 1-2 1B				C FF 92 B FF 95 L CH 82 T CH 84 1-2 ① K		C SI 90 B FF 92 X SI 90 1-1 ① L9		C FF 97 B FF 98 B FF 97 B FF 97 F FF 95 S FF 96 3-3 ② K	3 1	0 0	1 0	0 0	0 0	1 1	0 0
Inning Stats	R: 2 E: 0 K: 1 S: 13 H: 2 LOB: 0 BB: 0 P: 21	R: 0 E: 0 K: 1 S: 9 H: 2 LOB: 2 BB: 1 P: 19	R: 0 E: 0 K: 0 S: 7 H: 0 LOB: 0 BB: 0 P: 10	R: 0 E: 0 K: 0 S: 5 H: 0 LOB: 1 BB: 1 P: 11	R: 0 E: 0 K: 1 S: 13 H: 2 LOB: 3 BB: 1 P: 23	R: 0 E: 0 K: 1 S: 9 H: 1 LOB: 0 BB: 0 P: 13	R: 0 E: 0 K: 2 S: 10 H: 0 LOB: 0 BB: 0 P: 12	R: 0 E: 0 K: 2 S: 16 H: 2 LOB: 2 BB: 0 P: 24	R: 0 E: 0 K: 3 S: 10 H: 0 LOB: 0 BB: 0 P: 15	1B: 5 2B: 4 3B: 0 HR: 1 SF: 1 SAC: 0 DP: 1 HBP: 0						WP: 0 PB: 0 SB: 0 CS: 1 PA: 37	

	AB	33
	R	2
	H	9
	RBI	2
	BB	3
	SO	11
	LOB	15

PITCHER		IP	WLS	BF	H	R	ER	SO	BB	IBB	HBP	BLK	WP	HR	S	P	ERA	WHIP
31 Danny Salazar, R ERA: 3.18	(1, 1)	5.2		25	7	2	2	4	2	1	0	0	0	1	55	95	3.18	1.588
88 Josh Outman, L ERA:	(6, 1)	0.2	W	2	0	0	0	0	0	0	0	0	0	0	3	5	0.00	0.000
27 Bryan Shaw, R ERA:	(7, 1)	0.2	H	2	0	0	0	2	0	0	0	0	0	0	8	9	0.00	0.000
37 Cody Allen, R ERA:	(8, 1)	1.0		5	2	0	0	2	0	0	0	0	0	0	16	24	0.00	2.000
49 Blake Wood, R ERA:	(9, 1)	1.0		3	0	0	0	3	0	0	0	0	0	0	10	15	0.00	0.000

PITCHER	IP	WLS	BF	H	R	ER	SO	BB	IBB	HBP	BLK	WP	HR	S	P	ERA	WHIP

BOTTOM

Batter	1	2	3	4	5	6	7	8	9	AB	R	H	RBI	BB	SO	LOB
6 Nyjer Morgan, L (1, 8) OBP: 0.364, SLG: 0.250	C FF 92 C FF 93 B SI 93 C SI 93 1-3 K ①			B SI 93 F SI 92 C FF 92 X FF 93 1-2 P5 ①		X SI 90 0-0 SH3-4 ① 1-2	B FF 92 F FF 92 B SL 89 X SL 88 2-1 33 2B 23 1B 2-3 3-H 1B	C FC 90 B FF 90 X FF 91 1-1 1-3 1B		4	1	2	1	0	1	0
33 Nick Swisher, S (1, 3) OBP: 0.263, SLG: 0.444	F FF 94 B FF 92 X SI 93 1-1 G4-3 ②			C SI 92 B SI 92 B FF 93 X SI 92 2-1 F8 ②		F SI 91 X FF 92 0-1 2-H HR	C CU 68 F FF 89 D SL 78 B SI 89 X SL 78 2-2 23 1B 1-3 3-H 2B	F FC 90 S CU 82 D CU 83 D CU 83 B FF 91 S FF 91 3-3 K ③		5	2	2	3	0	1	2
22 Jason Kipnis, L (1, 4) OBP: 0.278, SLG: 0.250	C FF 93 B FF 92 B SI 92 F SI 94 S SI 93 2-3 K ③			X SI 92 0-0 F8 ③		B FS 86 B FS 86 B SI 92 B FF 90 4-0 41 BB BB	S SL 78 F SI 90 B SL 80 C SL 77 1-3 K ②			3	0	0	0	1	2	2
41 Carlos Santana, S (1, 5) OBP: 0.500, SLG: 0.462		B SI 93 B SI 93 B SI 93 C FF 92 C SI 92 X SI 93 3-2 G4-3 ①			B SI 92 C SI 92 F FF 92 B SI 92 F SI 94 B SI 93 X SI 93 3-2 23 FC1-6-5 2B	B SI 90 1 SAFE B SI 90 B SI 90 B SI 90 4-0 1-2 BB	I IN 60 I IN 63 I IN 64 I IN 62 4-0 23 1B IBB			2	0	1	0	2	0	0
23 Michael Brantley, L (1, 7) OBP: 0.375, SLG: 0.467		X SI 94 0-0 L7 ②			X SI 92 0-0 FC1-6-5 ① 2-3	C CU 77 B SL 87 S SL 86 F SL 89 X SI 91 1-2 L8 ②	B SL 76 X SI 87 1-0 13 FC6-4 1-2 2-H 3-H 1B			4	0	1	2	0	0	3
13 Asdrúbal Cabrera, S (1, 6) OBP: 0.294, SLG: 0.143		X SI 92 0-0 L4 ③			C FF 92 C SI 93 F SI 92 F SI 92 B FS 85 B SI 92 B FF 92 X SI 92 3-2 F8 ②	S SL 87 X FF 91 0-1 G4-3 ③	X SI 88 0-0 FC6-4 ③ 1-2f			4	0	0	0	0	0	5
7 David Murphy, L (1, 9) OBP: 0.154, SLG: 0.167			C SI 92 X SI 92 0-1 G6-3 ①		B FS 86 B SI 93 F SI 92 F SI 92 S FS 85 2-3 K ③		B SI 90 C SL 86 B FF 91 X SL 88 2-1 P2 ① B FC 89 C FF 89 B FF 89 X FC 90 2-1 G4-3 ①			4	0	0	0	0	1	1
10 Yan Gomes, R (1, 2) OBP: 0.364, SLG: 0.600			B FF 94 X SI 91 1-0 G5-3 ②			B FF 92 B FF 92 C SI 92 C SI 92 F SI 92 B SI 92 X SI 92 3-2 HR	C SL 89 X CU 79 0-1 8 2B 6 1B 1B X FF 89 0-0 G5-3 ②			4	2	2	1	0	0	0
8 Lonnie Chisenhall, L (1, 10) OBP: 0.667, SLG: 0.800			C SI 92 B FF 92 X SI 92 1-1 G6-3 ③			B SI 93 S FF 92 S FF 91 B FF 91 B SI 93 B SI 92 4-2 6 SH3-4 33 HR BB	X SL 88 0-0 6 1B 33 2B 1-3 2B C FF 90 X CU 82 0-1 6 1B 1B			3	2	2	0	1	0	0
Inning Stats	R: 0 E: 0 K: 2 S: 8 H: 0 LOB: 0 BB: 0 P: 12	R: 0 E: 0 K: 0 S: 5 H: 0 LOB: 0 BB: 0 P: 8	R: 0 E: 0 K: 0 S: 5 H: 0 LOB: 0 BB: 0 P: 7	R: 0 E: 0 K: 0 S: 6 H: 0 LOB: 0 BB: 0 P: 9	R: 0 E: 0 K: 1 S: 13 H: 1 LOB: 1 BB: 0 P: 21	R: 3 E: 0 K: 0 S: 15 H: 2 LOB: 2 BB: 3 P: 31	R: 4 E: 0 K: 1 S: 15 H: 5 LOB: 2 BB: 1 P: 27	R: 0 E: 0 K: 1 S: 10 H: 2 LOB: 2 BB: 0 P: 16		1B: 5 2B: 3 3B: 0 HR: 2 SF: 0 SAC: 1 DP: 0 HBP: 0						

PITCHER		IP	WLS	BF	H	R	ER	SO	BB	IBB	HBP	BLK	WP	HR	S	P	ERA	WHIP
37 Mike Pelfrey, R ERA: 5.06	(1, 1)	5.1	L	22	3	3	3	3	3	0	0	0	0	2	46	81	5.06	1.125
50 Casey Fien, R ERA: 10.13	(6, 1)	1.0		6	3	3	3	0	0	0	0	0	0	0	13	18	27.00	3.000
56 Caleb Thielbar, L ERA: 9.0	(7, 1)	0.2		5	2	1	1	1	0	1	0	0	0	0	8	16	13.50	3.000
21 Samuel Deduno, R ERA: 5.4	(8, 1)	1.0		5	2	0	0	1	0	0	0	0	0	0	10	16	0.00	2.000

PITCHER	IP	WLS	BF	H	R	ER	SO	BB	IBB	HBP	BLK	WP	HR	S	P	ERA	WHIP

Minnesota Twins @ Cleveland Indians

Progressive Field, Cleveland, OH

Fri Apr 04 2014, 5:19 PM - 8:20 PM EDT

Att. 41,274 - Overcast - 46 F

livebaseballscorecards.com

AB	33
R	7
H	10
RBI	7
BB	4
SO	5
LOB	13

WP: 0 PA: 38
PB: 0
SB: 0
CS: 0

Minnesota Twins @ Cleveland Indians

Progressive Field, Cleveland, OH

Sat Apr 05 2014, 1:09 PM - 3:59 PM EDT

Att. 14,153 - Partly Cloudy - 36 F

livebaseballscorecards.com

Batter	1	2	3	4	5	6	7	8	9	AB	R	H	RBI	BB	SO	LOB
2 Brian Dozier, R (1, 4) OBP: 0.280, SLG: 0.364	C FF 91 X SI 92 0-1 HR	B FF 93 C CU 79 C CU 79 F CU 84 S CH 87 1-3 ② K		C CH 90 S CH 90 X CU 78 0-2 ① F9		B FF 92 H CU 76 2-0 HBP			C FF 89 S FF 90 S SL 79 0-3 ① K	4	1	1	1	0	2	0
7 Joe Mauer, L (1, 3) OBP: 0.292, SLG: 0.238	B FF 92 C FF 92 C CU 79 X CH 86 1-2 ① G2-3	B CU 79 C FF 92 X FF 92 1-1 1B		B FF 91 C CU 77 B CH 84 B FF 92 C CH 90 S CU 78 3-3 ② K		B FF 91 S SL 86 X FF 91 1-1 ③ G1-3			X FF 90 0-0 20 1B 24 WP 1B	5	1	2	0	0	1	1
16 Josh Willingham, R (1, 7) OBP: 0.409, SLG: 0.353	X FF 92 0-0 20 G6-3 13 1B 2B	S FF 94 B SI 91 S CU 80 D CH 88 B FF 94 C CU 80 3-3 ③ K		B CU 81 X FF 92 1-0 ③ F8			B SL 88 F SL 86 C CU 77 B SL 88 C FF 92 2-3 ① K		C SL 79 F FF 90 D SL 80 C SL 79 1-3 ② K	5	1	1	0	0	3	2
20 Chris Colabello, R (1, 10) OBP: 0.421, SLG: 0.722	C CU 78 F SI 91 X FF 91 0-2 ② G6-3 2-3		H SI 91 1-0 24 2B HBP		C CU 76 C CU 78 S CH 87 0-3 ① K		F FF 91 X FF 91 0-1 ② G6-3		B SL 79 X FF 89 1-0 24 WP 1-3 13 1B 1B	4	2	1	0	0	1	1
24 Trevor Plouffe, R (1, 5) OBP: 0.500, SLG: 0.550	B FF 93 B CU 79 B FF 94 B FF 95 4-0 13 1B 43 1B BB		B FF 92 C CH 90 1 SAFE B CU 79 C FF 92 D CU 80 F FF 93 X FF 95 3-2 43 PB 32 PB 1-H 2B		F FF 92 F CH 86 C CU 78 0-3 ② K		B CU 78 B SL 88 X SL 86 2-0 ③ G1-3		B FF 91 B SL 78 B SI 90 B FF 89 4-0 13 1B 1-2 3-H BB	3	2	1	1	2	1	0
13 Jason Kubel, L (1, 9) OBP: 0.385, SLG: 0.538	B FF 94 B FF 93 C FF 93 X FF 93 2-1 43 1B 1-3 3-H 1B		C FF 92 B CH 86 F FF 93 S CH 86 1-3 ① K		B FF 92 B CH 85 X FF 92 2-0 1B			S SL 80 S SL 81 S SL 81 0-3 ① K	C FF 89 B SL 79 X FF 88 1-1 ③ 1-3 2-H 1B	5	0	3	2	0	2	1
43 Josmil Pinto, R (1, 2) OBP: 0.222, SLG: 0.556	B CU 79 X FF 92 1-0 32 FC6-4 1-2 3-H 1B	B FF 93 S CU 78 S CU 82 X SL 83 1-2 ② G6-3 2-3		C FF 91 X CH 86 0-1 ③ G5-3				B SI 89 X CH 78 1-0 ② G5-3		4	0	1	1	0	0	2
32 Aaron Hicks, S (1, 8) OBP: 0.381, SLG: 0.294	B SI 93 X SI 92 1-0 ③ FC6-4 1-2f		B SI 93 B FF 92 C CH 90 F FF 91 B CU 81 B FF 93 4-2 3-H BB			B FF 92 B CH 85 C CH 90 X FF 91 2-1 ① L9		B CU 72 B SI 89 B FF 88 B FF 90 4-0 BB		2	0	0	0	2	0	2
25 Pedro Florimón, S (1, 6)		S FF 93 F FF 93 B SI 93 F CU 80 B CU 81 X FF 93 2-2 ① G3	1 SAFE 1 SAFE B FF 92 X FF 92 1-0 ③ G6-3			C CU 78 B CH 90 F CH 90 B CH 87 B CU 78 C FF 91 3-3 ② K		C SL 79 D SI 87 C SL 79 1 SAFE 1 SAFE S SL 81 1-3 ③ K		4	0	0	0	0	2	2
Inning Stats	R: 3 E: 0 K: 0 S: 13 H: 4 LOB: 2 BB: 1 P: 22	R: 0 E: 0 K: 2 S: 13 H: 1 LOB: 1 BB: 0 P: 20	R: 2 E: 0 K: 1 S: 13 H: 1 LOB: 1 BB: 1 P: 24	R: 0 E: 0 K: 1 S: 7 H: 0 LOB: 0 BB: 0 P: 11	R: 0 E: 0 K: 2 S: 9 H: 1 LOB: 1 BB: 0 P: 11	R: 0 E: 0 K: 1 S: 7 H: 0 LOB: 0 BB: 0 P: 15	R: 0 E: 0 K: 1 S: 6 H: 0 LOB: 0 BB: 0 P: 10	R: 0 E: 0 K: 2 S: 7 H: 0 LOB: 1 BB: 1 P: 13	R: 2 E: 0 K: 2 S: 10 H: 3 LOB: 2 BB: 1 P: 17	1B: 7 2B: 2 3B: 0 HR: 1 SF: 0 SAC: 0 DP: 0 HBP: 2						

TOP	
AB	36
R	7
H	10
RBI	5
BB	4
SO	12
LOB	11

WP: 1 PB: 2 SB: 0 CS: 0 PA: 42

PITCHER		IP	WLS	BF	H	R	ER	SO	BB	IBB	HBP	BLK	WP	HR	S	P	ERA	WHIP
59 Carlos Carrasco, R ERA: 6.35	(1, 1)	5.2	L	28	7	5	4	7	2	0	2	0	0	1	60	100	6.35	1.588
48 Scott Atchison, R ERA:	(6, 1)	1.1		4	0	0	0	1	0	0	0	0	0	0	8	13	0.00	0.000
88 Josh Outman, L ERA:	(8, 1)	1.0		4	0	0	0	2	1	0	0	0	0	0	7	13	0.00	1.000
52 Vinnie Pestano, R ERA: 13.5	(9, 1)	1.0		6	3	2	2	2	1	0	0	0	1	0	10	17	18.00	4.000

PITCHER	IP	WLS	BF	H	R	ER	SO	BB	IBB	HBP	BLK	WP	HR	S	P	ERA	WHIP

BOTTOM

Minnesota Twins @ Cleveland Indians

Progressive Field, Cleveland, OH

Sat Apr 05 2014, 1:09 PM - 3:59 PM EDT

Att. 14,153 - Partly Cloudy - 36 F

livebaseballscorecards.com

Batter	1	2	3	4	5	6	7	8	9	AB	R	H	RBI	BB	SO	LOB
6 Nyjer Morgan, L (1, 8) OBP: 0.533, SLG: 0.400	C SI 90 X SI 89 0-1 33 FC4-6 1B		B SI 90 B SI 89 B SI 90 B FF 91 4-0 33 G3-6-1 BB		C FF 91 B CH 83 S CU 81 B FF 92 X CH 83 2-2 1B			B FF 91 B FF 91 C SI 90 B CH 89 B SI 90 4-1 BB		2	0	2	0	2	0	0
33 Nick Swisher, S (1, 3) OBP: 0.217, SLG: 0.364	F FF 90 F SI 88 B FF 89 B FF 90 X SI 89 2-2 ① FC4-6 22 BB 1-2f		B SI 90 C SI 92 D CH 82 F SI 90 B SI 91 X SI 90 3-2 ①② G3-6-1 1-2f 2-3		B FF 91 B SI 87 X FF 92 2-0 ③ P5			X SI 90 0-0 ② P6		4	0	0	0	0	0	5
22 Jason Kipnis, L (1, 4) OBP: 0.364, SLG: 0.235	C FF 92 F SI 89 B FF 89 B SI 90 D SI 90 F SI 91 B SI 91 4-2 1-2 BB		C SI 93 D SL 85 B SI 92 F CU 81 B FF 92 B CH 83 4-2 3-H BB			B FF 90 C SI 89 B FF 90 B SI 89 F FF 89 B FF 91 4-2 41 G5-4-3 BB		F FF 90 B CH 85 X FF 91 1-1 ③ F9		1	0	0	0	3	0	1
41 Carlos Santana, S (1, 10) OBP: 0.455, SLG: 0.375	F SI 91 B FF 91 B CH 82 B SI 92 F SI 89 S CH 81 3-3 ② K		B CH 83 F SI 92 B SI 90 C CH 82 B SI 91 S FF 92 3-3 ③ K			B SI 90 C SI 89 C SI 90 X SL 82 1-2 ①② G5-4-3 1-2f		C SL 83 B SL 84 B FF 92 B FF 93 B FF 93 4-1 23 1B 13 2B BB		3	1	0	0	1	2	4
23 Michael Brantley, L (1, 7) OBP: 0.350, SLG: 0.421	B FF 92 C SI 90 X CH 83 1-1 ③ G3-1			C FF 89 C SI 87 B SL 83 B FF 91 X CH 81 2-2 ① G4-3		C SI 90 X SL 80 0-1 ③ G4-3			C FF 92 X SL 84 0-1 13 2B 1-3 10 SF8 1B	4	1	1	0	0	0	2
13 Asdrúbal Cabrera, S (1, 6) OBP: 0.286, SLG: 0.222		F SI 89 B SI 88 B FF 90 S CH 82 B SI 90 X SI 92 3-2 ① F8		C CU 80 B CH 82 S CH 82 F FF 92 F SL 83 X SL 82 1-2 ② P5			C FF 89 B SI 90 X FF 90 1-1 ① G5-3		X FF 91 0-0 4 FC5 1-3 3-H 2B	4	0	1	1	0	0	0
7 David Murphy, L (1, 9) OBP: 0.133, SLG: 0.143 9 Ryan Raburn, R (7, PH) OBP: 0.167, SLG: 0.167 (8, 9)	C FF 91 X SI 89 0-1 ② G3-1			S SI 91 F FF 91 X CU 82 0-2 ③ P4			C SI 90 X SI 90 0-1 ② F9		F FF 93 B FF 94 F FF 93 S SL 84 1-3 ① K	2 2	0 0	0 0	0 0	0 0	0 1	0 2
10 Yan Gomes, R (1, 2) OBP: 0.267, SLG: 0.462	C SI 91 X SI 91 0-1 ③ G4-3				B CU 80 C CU 81 B SI 89 S CH 81 B SL 84 X SL 81 3-2 ① F7		B FF 89 C FF 89 X CH 83 1-1 ③ G6-3		B SL 83 B SL 83 X FF 92 2-0 ② SF8 3-H	3	0	0	1	0	0	0
8 Lonnie Chisenhall, L (1, 5) OBP: 0.556, SLG: 0.750 4 Mike Aviles, R (9, PH) OBP: 0.333, SLG: 0.750			C CH 80 B CH 80 X CH 80 1-1 33 G3-6-1 22 WP 2B		C FF 91 B SI 88 B SI 90 F FF 91 S SL 83 2-3 ② K			B SI 90 B FF 90 C SI 90 X SI 90 2-1 ① L7	B FF 91 F FF 91 F SL 84 X SL 84 1-2 ③ FC5 2-3	3 1	1 0	1 0	0 0	0 0	1 0	0 1
Inning Stats	R: 0 E: 0 K: 1 S: 13 H: 1 LOB: 2 BB: 1 P: 23	R: 0 E: 0 K: 0 S: 7 H: 0 LOB: 0 BB: 0 P: 10	R: 1 E: 0 K: 1 S: 10 H: 1 LOB: 1 BB: 2 P: 25	R: 0 E: 0 K: 0 S: 11 H: 0 LOB: 0 BB: 0 P: 14	R: 0 E: 0 K: 1 S: 10 H: 1 LOB: 1 BB: 0 P: 19	R: 0 E: 0 K: 0 S: 7 H: 0 LOB: 0 BB: 1 P: 12	R: 0 E: 0 K: 0 S: 6 H: 0 LOB: 0 BB: 0 P: 8	R: 0 E: 0 K: 0 S: 6 H: 0 LOB: 1 BB: 1 P: 13	R: 2 E: 0 K: 1 S: 11 H: 2 LOB: 1 BB: 1 P: 19	1B: 3 2B: 2 3B: 0 HR: 0	SF: 1 SAC: 0 DP: 2 HBP: 0		WP: 1 PB: 0 SB: 0 CS: 0	PA: 36			

PITCHER		IP	WLS	BF	H	R	ER	SO	BB	IBB	HBP	BLK	WP	HR	S	P	ERA	WHIP
44 Kyle Gibson, R ERA: 1.8	(1, 1)	5.0	W	21	3	1	1	3	4	0	0	0	1	0	53	97	1.80	1.400
52 Brian Duensing, L ERA:	(6, 1)	2.0		5	0	0	0	0	0	0	0	0	0	0	11	14	0.00	0.000
61 Jared Burton, R ERA: 4.5	(8, 1)	1.0		4	0	0	0	0	1	0	0	0	0	0	6	13	0.00	1.000
15 Glen Perkins, L ERA: 12.0	(9, 1)	1.0		6	2	2	2	1	1	0	0	0	0	0	11	19	18.00	3.000

PITCHER	IP	WLS	BF	H	R	ER	SO	BB	IBB	HBP	BLK	WP	HR	S	P	ERA	WHIP

AB	29
R	3
H	5
RBI	2
BB	6
SO	4
LOB	15

TOP

Minnesota Twins @ Cleveland Indians

Progressive Field, Cleveland, OH

Sun Apr 06 2014, 1:10 PM - 5:03 PM EDT

Att. 13,104 - Sunny - 43 F

livebaseballscorecards.com

Batter	1	2	3	4	5	6	7	8	9	AB	R	H	RBI	BB	SO	LOB
2 Brian Dozier, R (1, 4) OBP: 0.333, SLG: 0.333	B FF 89 C SI 88 S SI 88 B SL 82 F SI 89 B SI 90 X SI 87 3-2 F8		C SI 85 B FF 90 B SI 90 B CH 84 B SI 86 4-1 7 1B 20 FC2 BB	B SI 86 B SI 86 B FF 86 C FF 88 B FF 86 4-1 11 S 20 1B BB		B FF 95 F FF 95 B FF 93 C FF 93 B SL 89 D SL 88 4-2 11 HBP 7 S 20 2B BB		C FC 90 B FC 89 X FC 91 1-1 G4-3		2	3	0	0	3	0	0
7 Joe Mauer, L (1, 3) OBP: 0.379, SLG: 0.360	C SI 88 X FF 92 0-1 16 HBP 1B		B SI 86 1 SAFE B SI 86 C SI 85 X SI 87 2-1 20 E 20 FC2 24 1B 1-3 1B	C SI 86 F SI 90 C SL 81 0-3 K		B FF 94 I IN 70 I IN 64 I IN 62 4-0 11 HBP 20 2B 1-2 IBB		B FC 91 S SL 79 F FC 90 X SL 80 1-2 2B		4	2	3	0	1	1	1
16 Josh Willingham, R (1, 7) OBP: 0.435, SLG: 0.353 11 Jason Bartlett, R (2, 7) 5 Eduardo Escobar, S (8, PH) (8, 7)	B SI 90 C SI 88 C SI 90 B SI 92 H SI 90 3-2 20 G5-4-3 1-2 HBP		C SI 88 B SL 81 S SI 87 B SL 82 S SI 88 2-3 K	B SI 89 S SI 86 S SL 81 F SI 90 C SL 81 1-3 K 1-2		F FF 93 H FF 93 1-1 20 2B 1-2 2-3 HBP		C FC 91 B FC 91 S FC 89 S FC 92 1-3 K		0 2 1	0 1 0	0 0 0	0 0 0	0 0 0	0 2 1	0 3 1
20 Chris Colabello, R (1, 10) OBP: 0.417, SLG: 0.696	S SI 87 C SI 88 X SI 91 0-2 G5-4-3 1-2f		X SL 80 0-0 FC2 24 1B 13 1B 1-3 3-H	B SI 89 B SI 86 X SI 87 2-0 24 FC6-4 2-H 1B		D FF 96 F FF 96 X FF 95 1-1 24 G6-3 1-H 2-H 3-H 2B		S SL 80 S FC 91 S FC 91 0-3 K		5	1	2	4	0	1	4
24 Trevor Plouffe, R (1, 5) OBP: 0.517, SLG: 0.522		C SI 86 B SL 81 B SI 89 B SI 85 C SI 86 H SI 88 4-2 13 2B 8 1B HBP	C SI 88 S SL 81 F SL 80 B SI 88 B SI 91 F SI 90 X SL 81 2-2 13 1B 1-2 3-H 1B	B SL 86 S FF 91 C CU 78 X SL 86 1-2 FC6-4 1-2f		B FF 95 C SL 88 C FF 95 X CH 81 1-2 G6-3 2-3			C FF 93 B FF 94 C CU 77 B FF 94 B FF 94 F FF 94 B FF 94 4-2 8 SH5-4 13 BB 32 SF9 BB	3	2	1	1	1	0	2
13 Jason Kubel, L (1, 9) OBP: 0.444, SLG: 0.588		C SI 87 B SI 89 B SL 77 F SI 87 B SL 80 X SI 87 3-2 8 1B 32 G4-6-3 1-3 2B	C FF 90 X SL 80 0-1 8 BB 1-3 2-H 1B	C FF 88 C CU 76 B FF 90 B CU 76 F SL 87 S CU 77 2-3 K	C SI 89 B SL 84 D SL 83 X SI 90 2-1 F8			F FF 93 1 SAFE C CU 77 D CU 78 B FF 93 F FF 93 B CU 76 F FF 94 B FF 92 4-2 32 SF9 8 SH5-4 1-2 BB	4	1	2	1	1	1	1
8 Kurt Suzuki, R (1, 2) OBP: 0.556, SLG: 0.500	X FF 89 0-0 32 G4-6-3 2-3 3-H 1B	C SI 87 B SI 89 D SL 80 B SI 87 B SI 87 4-1 1-2 BB	B FF 91 B SL 85 C FF 91 X SL 86 2-1 G1-3		B SI 89 B SI 90 B SI 88 B SI 89 4-0 32 G4-6-3 BB		B FF 92 L FF 92 D CU 77 X FF 91 2-1 SH5-4 1-2 2-3	2	0	1	1	2	0	0
32 Aaron Hicks, S (1, 8) OBP: 0.308, SLG: 0.238	B FF 89 F SI 90 B SI 91 F SI 88 B FF 91 X SI 90 3-2 G4-6-3 1-2f 3-H	B SI 88 B SI 89 B SI 85 C FF 85 F FF 86 C FF 87 3-3 K	B CU 77 C FF 90 B SL 86 F FF 90 B CU 78 X FF 91 3-2 F7		D SI 91 B SI 90 C SI 90 X SI 90 2-1 G4-6-3 1-2f		F FF 94 C CU 77 B FF 93 X CU 78 1-2 SF9 2-3 3-H	4	0	0	1	0	1	5
25 Pedro Florimón, S (1, 6) OBP: 0.111, SLG: 0.059	M SI 89 B SL 80 F SI 91 B SL 80 B SI 90 F SI 90 X SI 90 3-2 G4-3	B SI 88 S FF 86 X FF 88 1-1 G4-3				C FF 93 B FF 95 B FF 96 X FF 94 2-1 F8	X SI 91 0-0 G3		C SL 90 B FF 92 C CU 76 S SL 87 1-3 K	5	0	0	0	0	1	4

Inning Stats										
	R: 0 E: 0 K: 0 S: 11	H: 1 LOB: 1 BB: 0 P: 17	R: 2 E: 0 K: 0 S: 13	H: 2 LOB: 0 BB: 0 P: 26	R: 3 E: 1 K: 2 S: 20	H: 3 LOB: 3 BB: 2 P: 38	R: 1 E: 0 K: 2 S: 12	H: 1 LOB: 1 BB: 1 P: 20	R: 0 E: 0 K: 1 S: 9	H: 0 LOB: 0 BB: 0 P: 16
	R: 3 E: 0 K: 0 S: 12	H: 1 LOB: 1 BB: 2 P: 27	R: 0 E: 0 K: 0 S: 3	H: 0 LOB: 0 BB: 1 P: 9	R: 0 E: 0 K: 2 S: 11	H: 1 LOB: 1 BB: 0 P: 14	R: 1 E: 0 K: 1 S: 15	H: 0 LOB: 1 BB: 2 P: 27	1B: 6 2B: 3 3B: 0 HR: 0	SF: 1 SAC: 1 DP: 3 HBP: 3

	AB	32
	R	10
	H	9
	RBI	8
	BB	8
	SO	8
	LOB	21

WP: 0 PA: 45
PB: 0
SB: 2
CS: 0

PITCHER		IP	WLS	BF	H	R	ER	SO	BB	IBB	HBP	BLK	WP	HR	S	P	ERA	WHIP
63 Justin Masterson, R ERA: 4.22	(1, 1)	3.2		22	7	6	5	4	3	0	2	0	0	0	53	97	12.27	2.727
48 Scott Atchison, R ERA:	(4, 1)	1.1		4	0	0	0	1	0	0	0	0	0	0	12	20	0.00	0.000
49 Blake Wood, R ERA: 10.13	(6, 1)	0.2	L	6	1	3	3	0	1	1	1	0	0	0	10	23	40.50	3.000
35 Marc Rzepczynski, L ERA:	(6, 1)	1.1		4	0	0	0	0	1	0	0	0	0	0	5	13	0.00	0.750
27 Bryan Shaw, R ERA:	(8, 1)	1.0		4	1	0	0	2	0	0	0	0	0	0	11	14	0.00	1.000

PITCHER		IP	WLS	BF	H	R	ER	SO	BB	IBB	HBP	BLK	WP	HR	S	P	ERA	WHIP
44 John Axford, R ERA: 3.0	(9, 1)	1.0		5	0	1	1	1	2	0	0	0	0	0	15	27	9.00	2.000

BOTTOM

Batter	1	2	3	4	5	6	7	8	9	AB	R	H	RBI	BB	SO	LOB
6 Nyjer Morgan, L (1, 8) OBP: 0.500, SLG: 0.308 13 Asdrúbal Cabrera, S (9, PH) OBP: 0.273, SLG: 0.211	B SI 88 C SI 88 X FS 78 1-1 ① G4-3	C CU 73 C FF 90 F FS 81 D FS 81 F FF 91 F FF 90 X FS 81 1-2 ③ G3-1		B FF 90 B SI 89 B SI 89 B FF 88 4-0 33 BB, 22 2B, 1-2 BB	B FF 93 C FF 91 X FF 92 1-1 ③ P5		B FF 91 C SI 91 F FF 91 B FF 92 B FF 91 F FF 90 F SI 91 B SI 91 4-2 1-2 BB		F SI 91 F FF 93 B SL 84 T FF 92 1-2 ③ K	3 1 0 0 2 0 2 1 0 0 0 0 1 0					
33 Nick Swisher, S (1, 3) OBP: 0.286, SLG: 0.385	B SI 90 S FS 77 F FS 79 F FF 90 X CU 74 1-2 1B		C FF 88 B SI 89 X FS 79 1-1 41 BB, 1B	B FS 80 B FF 91 B FF 92 C FF 91 B SI 91 4-1 22 2B, 1-2 2-3 BB		B FF 92 B FF 90 X FF 91 2-0 ① F8	C CU 77 B FF 92 F FF 90 F SL 87 B FF 91 B CU 78 X SL 86 3-2 ② F6			4 1 2 0 1 0 2						
22 Jason Kipnis, L (1, 4) OBP: 0.370, SLG: 0.318	X SI 89 0-0 ② P5		C SI 89 T FF 89 F FF 90 B FS 78 B FS 79 X SL 80 2-2 ① F9	X FF 91 0-0 1-H 2-H 3-H 2B		C FF 90 B FF 92 C FF 92 B FF 93 F FF 92 F FF 93 X FF 92 2-2 41 1B, 23 1B, 1B	C CU 78 B SL 88 B SL 86 X SL 86 2-1 ③ P5			5 1 2 3 0 0 4						
41 Carlos Santana, S (1, 5) OBP: 0.519, SLG: 0.421	D CU 71 C FS 77 X FS 77 1-1 ③ G4-3		B FF 89 D FS 80 C SI 90 B FF 90 F SI 90 F SL 81 B SI 91 4-2 1-2 BB	B FS 81 B FF 90 F FS 80 B SI 91 B FF 91 4-1 BB		B FF 90 C FF 89 C FF 91 B FF 91 F SI 91 X FF 92 2-2 9 BB, 23 1B, 1-3 1B		C SL 83 B CH 86 B FF 90 B FF 90 C FF 91 X SI 90 3-2 9 G6-4-3, 23 1B, 1B		3 0 2 0 2 0 1						
23 Michael Brantley, L (1, 7) OBP: 0.400, SLG: 0.458		C SI 88 C CU 73 B FF 90 X FS 79 1-2 10 HR, 1B	C CU 73 F FS 81 B SL 81 B FF 91 B FS 80 C SI 90 3-3 ② K	C FS 80 F FF 91 D FS 80 B SL 80 F FF 91 X FS 80 2-2 ③ G3		C FF 90 X FF 92 0-1 9 BB, 1-2 3-H 1B		X FF 90 0-0 9 G6-4-3, 1-2 1B		5 1 3 1 0 1 4						
8 Lonnie Chisenhall, L (1, 10) OBP: 0.500, SLG: 0.727 9 Ryan Raburn, R (6, PH) OBP: 0.214, SLG: 0.154 (7, 10)		C SI 88 B FF 88 B FS 79 D FS 79 X SI 90 3-1 ① F8	B FS 81 X FS 80 1-0 ③ F8		B FF 91 B FF 92 C FF 91 F FF 92 B FF 92 X FF 92 3-2 7 2B, 2B	B SI 88 B SI 86 B SI 87 B SI 85 4-0 10 G6-4-3, 1-2 2-3 BB		F FF 90 B CH 84 T CH 84 D CH 85 B FF 90 X CH 85 3-2 ①② G6-4-3, 1-2f 2-3		3 1 1 0 0 0 3 1 0 0 0 1 0 2						
10 Yan Gomes, R (1, 2) OBP: 0.250, SLG: 0.556		1 SAFE 1 SAFE B SL 79 F SL 79 X SL 78 1-1 1-H HR		B SI 90 X SI 90 1-0 ① G5-3	C FF 92 F FF 92 B SL 83 C FF 93 1-3 ① K	C SL 77 B FF 88 B SI 87 F SL 76 F FF 89 X SL 78 2-2 ②③ G6-4-3, 1-2f		S CH 86 X CH 85 0-1 ③ G2-3		5 1 1 2 0 1 5						
7 David Murphy, L (1, 9) OBP: 0.300, SLG: 0.421		B SI 90 C CU 73 X FS 80 1-1 2B		C FF 89 B CU 74 F FS 80 X FS 80 1-2 4 FC4-6, 1B	C FF 92 C FF 90 B FF 92 X SI 93 1-2 2-H 2B		C SL 75 B SL 77 F FF 88 B SL 78 F FF 89 F FF 90 F SL 78 X FF 90 2-2 6 BB, 1B		X FF 91 0-0 ① F8	5 0 4 1 0 0 0						
4 Mike Aviles, R (1, 6) OBP: 0.214, SLG: 0.462		B SI 90 C SL 81 B FF 91 X SI 91 2-1 ② G5-3		C SI 89 1 SAFE X SI 89 0-1 ② FC4-6, 33 BB, 6 BB, 22 2B, 1-2f	B SL 82 F FF 91 X SL 82 1-1 ② G6-3		C SL 86 S FF 92 T FF 93 0-2 ① K		B SI 92 C FF 92 F FF 92 F FF 93 F FF 93 B SL 82 X SL 84 2-2 ② P2	5 1 0 0 0 1 4						
Inning Stats	R: 0 E: 0 K: 0 S: 9 H: 1 LOB: 1 BB: 0 P: 12	R: 2 E: 0 K: 0 S: 17 H: 3 LOB: 1 BB: 0 P: 26	R: 0 E: 0 K: 1 S: 13 H: 1 LOB: 2 BB: 1 P: 24	R: 3 E: 0 K: 0 S: 13 H: 2 LOB: 2 BB: 3 P: 29	R: 1 E: 0 K: 1 S: 13 H: 2 LOB: 1 BB: 0 P: 20	R: 1 E: 0 K: 0 S: 16 H: 3 LOB: 2 BB: 1 P: 28	R: 0 E: 0 K: 1 S: 19 H: 1 LOB: 2 BB: 1 P: 30	R: 0 E: 0 K: 0 S: 9 H: 2 LOB: 1 BB: 0 P: 15	R: 0 E: 0 K: 1 S: 9 H: 0 LOB: 0 BB: 0 P: 12	1B: 10 2B: 4 3B: 0 HR: 1 SF: 0 SAC: 0 DP: 2 HBP: 0						

PITCHER	IP	WLS	BF	H	R	ER	SO	BB	IBB	HBP	BLK	WP	HR	S	P	ERA	WHIP
47 Ricky Nolasco, R (1, 1) ERA: 9.0	4.0		23	7	5	5	1	4	0	0	0	0	1	52	91	11.25	2.750
51 Anthony Swarzak, R (5, 1) ERA: 20.25	1.1	W	9	5	2	2	1	0	0	0	0	0	0	25	38	13.50	3.750
56 Caleb Thielbar, L (6, 1) ERA: 6.75	0.2	H	3	1	0	0	0	1	0	0	0	0	0	10	18	0.00	3.000
50 Casey Fien, R (7, 1) ERA: 7.36	1.0	H	4	0	0	0	1	1	0	0	0	0	0	13	22	0.00	1.000
61 Jared Burton, R (8, 1) ERA: 3.0	1.0	H	4	2	0	0	0	0	0	0	0	0	0	9	15	0.00	2.000

PITCHER	IP	WLS	BF	H	R	ER	SO	BB	IBB	HBP	BLK	WP	HR	S	P	ERA	WHIP
15 Glen Perkins, L (9, 1) ERA: 9.0	1.0	S	3	0	0	0	1	0	0	0	0	0	0	9	12	0.00	0.000

Minnesota Twins @ Cleveland Indians

Progressive Field, Cleveland, OH

Sun Apr 06 2014, 1:10 PM - 5:03 PM EDT

Att. 13,104 - Sunny - 43 F

livebaseballscorecards.com

AB	40
R	7
H	15
RBI	7
BB	6
SO	4
LOB	27

Batter	1	2	3	4	5	6	7	8	9	AB	R	H	RBI	BB	SO	LOB
2 Everth Cabrera, S (1, 6) OBP: 0.345, SLG: 0.464	B SI 91 C SI 91 C SI 91 B CU 82 F SI 92 X SI 92 2-2 2B		B SI 90 1 SAFE B CU 79 2 SAFE B SI 90 C SI 90 F SI 91 X SL 86 3-2 ① 1-3 2B		B SI 90 S CH 82 C CU 79 F CH 83 S CU 81 1-3 ① K		C SI 90 B SL 84 X SI 92 1-1 2B		B FF 89 F FF 90 F FF 89 X SL 79 1-2 ① G1-3	5	0	3	0	0	1	0
12 Seth Smith, L (1, 7) OBP: 0.318, SLG: 0.526 13 Chris Denorfia, R (7, PH) OBP: 0.333, SLG: 0.412 (7, 9)	C SI 91 B SI 91 B SL 88 F SI 92 F SI 93 C SI 92 2-3 ① K		X SI 92 0-0 ② F7		B SI 90 B CU 79 F SI 90 B SI 90 X SI 92 3-1 ② L6		D CH 83 C SI 90 C SL 84 T SL 85 1-2 ② K		F FF 89 C SL 78 B SL 78 F FF 89 X FF 89 1-2 23 E 3B	3	0	0	0	0	1	2
										2	1	1	0	0	1	1
Chase Headley, S (1, 5) OBP: 0.138, SLG: 0.107	X SI 92 0-0 ② F8		B SI 92 B SL 86 C SI 92 C CU 80 X SI 94 2-2 ③ G3		B CH 84 X SI 90 1-0 ③ G6-3		B SI 88 F SL 83 B SI 92 X SI 91 2-1 ③ L9		B FF 90 B SI 89 C SL 77 F SL 78 F SL 79 S FF 89 2-3 ② K	5	0	0	0	0	1	4
23 Yonder Alonso, L (1, 3) OBP: 0.172, SLG: 0.250	B SI 91 C CU 80 X SL 86 1-1 ③ F7			B SI 91 X SI 92 1-0 8 2B 9 2B 1B		C SI 90 B CH 84 F CH 84 T CU 80 1-2 ① K		B SI 89 S SL 81 F SL 80 B FF 93 F SL 81 B SI 90 X SL 81 3-2 ① F9	B SI 89 C SL 78 B FF 89 X FF 88 2-1 E3 8 DI 8 1B 3-H	5	2	1	0	0	1	1
8 Yasmani Grandal, S (1, 2) OBP: 0.632, SLG: 0.571		B SI 91 B SI 91 C SL 87 B SI 90 S SI 92 X SI 92 3-2 1B		X SL 86 0-0 9 2B 1-3 2B		B CU 78 C SI 90 S CH 83 C CU 81 1-3 ② K		B FF 90 B SI 90 C SI 91 X SI 92 2-1 25 1B 1B	B SL 78 X SI 90 1-0 1-H 1B	5	1	4	1	0	1	0
25 Will Venable, L (1, 9) OBP: 0.259, SLG: 0.269 (7, 8)		B SI 91 S SL 87 B SI 91 S SI 92 F SL 88 F SI 92 B SI 93 T SL 88 3-2 ① K		S SI 91 F CH 84 B SL 91 X CU 81 1-2 ① P5		C SI 90 T SI 91 B CU 80 F CU 82 X CH 84 1-2 9 1B 2B		X SI 87 0-0 1-2 1B	B FF 94 X FF 94 1-0 ③ L8	5	1	2	0	0	1	4
9 Jedd Gyorko, R (1, 4) OBP: 0.250, SLG: 0.200		C SI 92 B SL 87 S SL 89 F SI 93 S CU 81 1-3 ② K		C CU 80 B SL 89 B SI 93 B CU 85 S SI 93 F SI 93 X SI 93 3-2 14 F9 2-H 3-H 2B		C SI 91 B CU 79 F SL 88 X SI 92 1-2 2-H 1B		C KC 84 F FF 95 B FF 94 S KC 85 1-3 ② K		4	0	2	3	0	2	3
14 Tommy Medica, R (1, 10) OBP: 0.214, SLG: 0.154		C SI 92 B SI 91 B CU 79 B SI 92 X SI 92 3-1 ③ P4		B SI 92 X SL 87 1-0 ② F9 2-3		F SI 90 B SI 91 S CU 79 S CU 83 1-3 ③ K		C KC 84 C FF 95 B FF 94 F KC 85 S FF 95 1-3 ③ K		4	0	0	0	0	2	5
5 Alexi Amarista, L (1, 8) OBP: 0.300, SLG: 0.556 21 Xavier Nady, R (7, PH) OBP: 0.143, SLG: 0.571 (7, 7)			X SI 90 0-0 2 CS 2 E 1B	C CU 78 C SI 91 S CU 81 0-3 ③ K2-3			C SL 83 B SI 90 S SL 84 B SL 85 F SL 84 X SI 92 2-2 ① G3-1		B FF 90 C FF 90 F FF 90 X SL 80 1-2 HR	2	0	1	0	0	1	1
										2	1	1	1	0	0	0

Inning Stats	1	2	3	4	5	6	7	8	9
	R: 0 E: 0 K: 1 S: 11 H: 1 LOB: 1 BB: 0 P: 16	R: 0 E: 0 K: 2 S: 14 H: 1 LOB: 1 BB: 0 P: 24	R: 0 E: 1 K: 0 S: 8 H: 2 LOB: 1 BB: 0 P: 13	R: 2 E: 0 K: 1 S: 13 H: 3 LOB: 1 BB: 0 P: 19	R: 0 E: 0 K: 1 S: 7 H: 0 LOB: 0 BB: 0 P: 12	R: 1 E: 0 K: 3 S: 16 H: 2 LOB: 1 BB: 0 P: 21	R: 0 E: 0 K: 1 S: 11 H: 1 LOB: 1 BB: 0 P: 17	R: 0 E: 0 K: 2 S: 14 H: 2 LOB: 2 BB: 0 P: 21	R: 3 E: 1 K: 1 S: 18 H: 3 LOB: 1 BB: 0 P: 27

1B: 7 SF: 0 WP: 0 PA: 42
2B: 6 SAC: 0 PB: 0
3B: 1 DP: 0 SB: 0
HR: 1 HBP: 0 CS: 1

PITCHER		IP	WLS	BF	H	R	ER	SO	BB	IBB	HBP	BLK	WP	HR	ERA	WHIP
28 Corey Kluber, R ERA: 7.71	(1, 1)	6.0	W	26	9	3	3	8	0	0	0	0	0	0	4.50	1.500
35 Marc Rzepczynski, L ERA:	(7, 1)	1.0		4	1	0	0	1	0	0	0	0	0	0	0.00	1.000
88 Josh Outman, L ERA:	(8, 1)	0.1		3	2	0	0	0	0	0	0	0	0	0	0.00	6.000
37 Cody Allen, R ERA:	(8, 1)	0.2		2	0	0	0	2	0	0	0	0	0	0	0.00	0.000
52 Vinnie Pestano, R ERA: 13.5	(9, 1)	0.2		6	3	3	1	1	0	0	0	0	0	1	13.50	4.500

PITCHER		IP	WLS	BF	H	R	ER	SO	BB	IBB	HBP	BLK	WP	HR	S	P	ERA	WHIP
44 John Axford, R ERA: 2.7	(9, 1)	0.1	S	1	0	0	0	0	0	0	0	0	0	0	1	2	0.00	0.000

TOP

San Diego Padres @ Cleveland Indians

Progressive Field, Cleveland, OH

Tue Apr 08 2014, 7:10 PM - 10:22 PM EDT

Att. 9,029 - Partly Cloudy - 45 F

livebaseballscorecards.com

AB	42
R	6
H	15
RBI	5
BB	0
SO	12
LOB	21

Batter	1	2	3	4	5	6	7	8	9	AB	R	H	RBI	BB	SO	LOB
6 Nyjer Morgan, L (1, 8) OBP: 0.520, SLG: 0.389	B FF 90 C FF 91 X FF 92 1-1 22 WP 33 S 1B		B SI 90 X SI 90 1-0 FC4 33 G3-1 22 SF7 1-3 2-H	F SI 92 C SL 85 B SL 85 B CH 84 X SI 92 2-2 1B		B SI 88 X SI 88 1-0 2-H 1B		B FF 91 S FF 90 C FF 89 S SI 91 1-3 ③ K		5	1	3	2	0	1	2
33 Nick Swisher, S (1, 3) OBP: 0.250, SLG: 0.333	1 SAFE 1 SAFE B SI 88 B SI 90 C FF 92 S SI 91 S SL 85 2-3 ① K 1-2		B SL 84 F SI 91 X SL 85 1-1 ① G3-1 2-3 3-H	X SI 89 0-0 ③ G4-3		B SI 88 X SL 84 1-0 ② P6				4	0	0	1	0	1	4
22 Jason Kipnis, L (1, 4) OBP: 0.387, SLG: 0.304	B FF 91 B FF 93 B SI 90 B FF 92 4-0 41 G3-6-3 2-3 BB		X FF 90 0-0 ② SF7 3-H		B SI 90 B FF 91 B SL 82 B SL 81 4-0 23 G1-4-3 41 S BB	X SI 88 0-0 ③ G4-3				1	0	0	1	2	0	1
41 Carlos Santana, S (1, 5) OBP: 0.484, SLG: 0.364	1 SAFE X SI 90 0-0 ② ③ G3-6-3 1-2f		C SI 92 M SL 84 X SI 92 0-2 ③ G3-1		1 SAFE C SI 89 B SL 83 B SI 91 B SL 85 B SI 91 4-1 23 G1-4-3 1-2 BB		B CH 78 S CH 78 B CU 71 C SI 88 F SL 84 S SL 85 2-3 ① K			3	0	0	0	1	1	2
23 Michael Brantley, L (1, 7) OBP: 0.345, SLG: 0.393		C SI 90 B SL 85 X SI 91 1-1 ① G4-3	B CH 83 B SI 89 B SL 83 C FF 92 X FF 91 3-1 ① F7	S SL 85 B SL 84 X SI 91 1-1 ① ② G1-4-3 1-2f 2-3		B CH 79 B CH 80 X SI 89 2-0 ② G3				4	0	0	0	0	0	2
13 Asdrúbal Cabrera, S (1, 6) OBP: 0.231, SLG: 0.174		B SI 91 X SI 90 1-0 ② G1-3	X SI 91 0-0 E1 10 WP 8 1B 7 HR	C SI 90 B SL 84 X SL 84 1-1 ③ L8		B CU 72 F SI 90 C CU 72 B FF 91 F SI 90 F CH 80 B FF 90 F SI 89 F SL 86 3-2 ③ X SI 80 G3				4	1	0	0	0	0	1
8 Lonnie Chisenhall, L (1, 10) OBP: 0.438, SLG: 0.600		C SL 84 B FF 91 B SI 90 C SL 83 F SL 85 F SL 86 B SL 83 X FF 91 3-2 ③ F8	1 SAFE B CH 87 X SI 91 1-0 10 WP 7 HR 1-2 1B			C CH 82 S CH 82 F CH 79 C SL 83 0-3 ① K		C FF 91 S FF 91 F SI 91 X FF 92 0-2 ① P5		4	1	1	0	0	1	0
10 Yan Gomes, R (1, 2) OBP: 0.333, SLG: 0.619			B FF 92 B SL 84 C FF 91 F SL 85 B SI 91 F FF 92 B SL 87 4-2 6 PB 7 BB 6 FC4 BB	B SL 84 F FF 91 X SL 85 1-1 ② G5-3 1-2 2-3		B CH 82 C SL 84 B SL 83 B FF 91 X SL 83 3-1 7 2B 2B		B FF 92 C SI 91 B SL 82 C SL 82 X FF 92 2-2 1B		3	2	2	0	1	0	2
7 David Murphy, L (1, 9) OBP: 0.375, SLG: 0.636			C FF 90 F SL 81 B FF 90 B SL 84 B SI 89 B FF 90 4-2 6 E 6 FC4 33 G3-1 1-2 BB	D SL 83 B SI 89 B SI 91 C SI 90 X SI 91 3-1 2-H 3-H HR		X SI 87 0-0 6 1B 2-H 2B		B FF 90 B SI 90 B SI 90 C SI 89 F SI 90 S FF 91 3-3 ② K		3	3	2	4	1	1	1
Inning Stats	R: 0 E: 0 K: 1 S: 6 H: 1 LOB: 1 BB: 1 P: 13	R: 0 E: 0 K: 0 S: 8 H: 0 LOB: 0 BB: 0 P: 13	R: 3 E: 1 K: 0 S: 12 H: 0 LOB: 0 BB: 2 P: 22	R: 3 E: 1 K: 0 S: 12 H: 3 LOB: 1 BB: 0 P: 22	R: 0 E: 0 K: 0 S: 5 H: 0 LOB: 1 BB: 2 P: 15	R: 2 E: 0 K: 1 S: 10 H: 3 LOB: 1 BB: 0 P: 15	R: 0 E: 0 K: 1 S: 12 H: 0 LOB: 0 BB: 0 P: 19	R: 0 E: 0 K: 2 S: 13 H: 1 LOB: 1 BB: 0 P: 19		1B: 5 2B: 2 3B: 0 HR: 1	SF: 1 SAC: 0 DP: 2 HBP: 0			WP: 2 PB: 1 SB: 2 CS: 0	PA: 37	

PITCHER		IP	WLS	BF	H	R	ER	SO	BB	IBB	HBP	BLK	WP	HR	S	P	ERA	WHIP
38 Tyson Ross, R ERA: 4.35	(1, 1)	5.1	L	26	5	7	2	2	5	0	0	0	2	1	49	94	3.38	1.875
46 Tim Stauffer, R ERA: 1.93	(6, 1)	1.2		7	2	1	1	1	0	0	0	0	0	0	16	25	5.40	1.200
33 Dale Thayer, R ERA: 2.08	(8, 1)	1.0		4	1	0	0	2	0	0	0	0	0	0	13	19	0.00	1.000

PITCHER	IP	WLS	BF	H	R	ER	SO	BB	IBB	HBP	BLK	WP	HR	S	P	ERA	WHIP

BOTTOM

San Diego Padres @ Cleveland Indians

Progressive Field, Cleveland, OH

Tue Apr 08 2014, 7:10 PM - 10:22 PM EDT

Att. 9,029 - Partly Cloudy - 45 F

livebaseballscorecards.com

AB	31
R	8
H	8
RBI	8
BB	5
SO	5
LOB	15

San Diego Padres @ Cleveland Indians

Progressive Field, Cleveland, OH

Wed Apr 09 2014, 12:07 PM - 2:42 PM EDT

Sunny - 40 F

TOP

livebaseballscorecards.com

Batter	1	2	3	4	5	6	7	8	9	AB	R	H	RBI	BB	SO	LOB
2 Everth Cabrera, S (1, 6) OBP: 0.333, SLG: 0.438	C FF 89 C SI 91 S FF 92 0-3 ① K		C CH 80 S CH 81 B CH 82 F CU 76 T FF 92 1-2 ② K			F FF 89 B CH 78 F SI 92 T CU 76 1-2 ① K		B CU 74 F FF 90 X FF 91 1-1 1-2 1B		4	0	1	0	0	3	1
12 Seth Smith, L (1, 7) OBP: 0.308, SLG: 0.522	X FF 91 0-0 2B		S FF 90 X CH 81 0-1 ③ G3-1			X CH 80 0-0 ② G3-1		F FF 94 S KC 85 C KC 84 0-3 ③ K		4	0	1	0	0	1	3
23 Yonder Alonso, L (1, 3) OBP: 0.182, SLG: 0.250	B FF 90 X SI 91 1-0 ② F7			C SI 91 C CU 77 B CU 77 B CH 81 X CH 81 2-2 ① G4-3		B FF 90 B CH 81 F SI 91 S FF 92 X SI 92 2-2 ③ P6			B FF 93 C FF 92 C FF 93 X FF 94 1-2 25 WP 9 BB 1B	4	0	1	0	0	0	1
8 Yasmani Grandal, S (1, 10) OBP: 0.522, SLG: 0.444	T FF 91 C CH 82 F FF 93 S CH 82 0-3 ③ K			C FF 91 S FF 92 F SI 93 B CU 79 X SI 92 1-2 ② F8			C CH 79 F FF 90 B SI 92 X CH 79 1-2 ① F7		C FF 92 B FF 94 S CU 76 S CU 78 1-3 ① K	4	0	0	0	0	2	2
9 Jedd Gyorko, R (1, 4) OBP: 0.250, SLG: 0.179		F FF 91 B SL 83 B SI 92 B CU 76 X FF 90 3-1 ① L5		X FF 90 0-0 ③ F9			B CU 76 B FF 92 B SI 90 C SI 90 X CH 90 3-1 ② F8		B FF 93 D SL 87 B FF 94 C FF 94 B FF 94 4-1 25 WP 1-2 BB	3	0	0	0	1	0	0
25 Will Venable, L (1, 8) OBP: 0.226, SLG: 0.233		T SI 90 X SI 91 0-1 ② G4-3			B CU 76 B SI 89 F SI 88 C SI 91 S FF 91 2-3 ① K		F CH 80 F CH 81 F SI 93 B CH 80 C FF 92 1-3 ③ K		S FF 93 S CU 78 B FF 95 S CU 78 1-3 ② K 1-2 2-3	4	0	0	0	0	3	2
21 Xavier Nady, R (1, 9) OBP: 0.091, SLG: 0.364		B SI 90 X FF 91 1-0 ③ G1-3		C FF 92 S CU 76 X SI 94 0-2 ② G4-3				C FF 90 B FF 91 F SI 92 B FF 93 F CU 76 S CU 76 2-3 ① K	X SL 86 0-0 ③ F9	4	0	0	0	0	1	2
4 Nick Hundley, R (1, 2) OBP: 0.444, SLG: 0.667			X SI 91 0-0 ① F8	B FF 92 B CU 76 F FF 91 X FF 91 2-1 2B				S FF 90 F FF 91 X CU 78 0-2 ② P5		3	0	1	0	0	0	0
5 Alexi Amarista, L (1, 5) OBP: 0.385, SLG: 0.667			C SI 89 B CH 82 B SI 92 F SI 89 X FF 92 2-2 2B	T SI 92 C SI 93 X SL 84 0-2 ③ F9				B CH 80 C SI 91 B SI 91 B CH 78 X SI 89 3-1 2 1B 1B		3	0	2	0	0	0	1
Inning Stats	R: 0 E: 0 K: 2 S: 9 H: 1 LOB: 1 BB: 0 P: 10	R: 0 E: 0 K: 0 S: 5 H: 0 LOB: 0 BB: 0 P: 9	R: 0 E: 0 K: 1 S: 10 H: 1 LOB: 1 BB: 0 P: 13	R: 0 E: 0 K: 0 S: 8 H: 0 LOB: 0 BB: 0 P: 11	R: 0 E: 0 K: 1 S: 11 H: 1 LOB: 1 BB: 0 P: 15	R: 0 E: 0 K: 1 S: 7 H: 0 LOB: 0 BB: 0 P: 10	R: 0 E: 0 K: 1 S: 9 H: 0 LOB: 0 BB: 0 P: 14	R: 0 E: 0 K: 2 S: 14 H: 2 LOB: 2 BB: 0 P: 20	R: 0 E: 0 K: 2 S: 11 H: 1 LOB: 2 BB: 1 P: 18	1B: 3 2B: 3 3B: 0 HR: 0 SF: 0 SAC: 0 DP: 0 HBP: 0						

	AB	33
	R	0
	H	6
	RBI	0
	BB	1
	SO	10
	LOB	12

PITCHER		IP	WLS	BF	H	R	ER	SO	BB	IBB	HBP	BLK	WP	HR	S	P	ERA	WHIP
34 Zach McAllister, R ERA: 2.31	(1, 1)	7.2	W	28	5	0	0	7	0	0	0	0	0	0	70	99	0.00	0.652
37 Cody Allen, R ERA:	(8, 1)	0.1	H	1	0	0	0	1	0	0	0	0	0	0	3	3	0.00	0.000
44 John Axford, R ERA: 2.08	(9, 1)	1.0	S	5	1	0	0	2	1	0	0	0	1	0	11	18	0.00	2.000

PITCHER	IP	WLS	BF	H	R	ER	SO	BB	IBB	HBP	BLK	WP	HR	S	P	ERA	WHIP

Batter	1	2	3	4	5	6	7	8	9	AB	R	H	RBI	BB	SO	LOB
13 Asdrúbal Cabrera, S (1, 6) OBP: 0.200, SLG: 0.148	B FF 84 S FF 85 X FF 87 1-1 G6-3 ①		B CH 77 C SL 79 F CU 65 X FF 88 1-2 G5-3 ①			C CH 76 B FF 86 S CU 64 B CU 68 X FF 87 2-2 F7 ①	B FF 91 B FF 92 C FF 92 X FF 92 2-1 G1-3 ③			4	0	0	0	0	0	0
33 Nick Swisher, S (1, 3) OBP: 0.222, SLG: 0.294	B FF 85 C FF 86 C CU 66 B SL 81 X FF 87 2-2 F8 ②		B SL 77 X FF 85 1-0 F9 ②			B FF 86 F CH 76 B SL 79 B FF 84 C CH 84 F FF 85 F SL 77 F CH 77 X CH 76 3-2 E5 22 HR		B FF 91 S CH 84 S CH 83 B FF 89 B FF 92 C CH 86 3-3 K ①		4	1	0	0	0	1	0
22 Jason Kipnis, L (1, 4) OBP: 0.371, SLG: 0.407	B FF 86 X FF 87 1-0 G3 ③		B FF 86 B SL 80 X FF 87 2-0 G3-1 ③			X FF 86 0-0 2-H HR		X FC 88 0-0 G1 ②		4	1	1	2	0	0	0
41 Carlos Santana, S (1, 10) OBP: 0.514, SLG: 0.375		C CH 84 B FF 85 S FF 85 B CH 78 X CH 79 2-2 10 BB 23 1B 1B		C CH 83 S CH 76 B SL 79 B SL 78 X CH 77 2-2 G6-3 ①		B CU 64 B FF 85 C CH 76 B SL 79 B CH 76 4-1 9 2B BB		B CH 82 F CH 83 B CH 84 B FF 91 B CH 84 4-1 BB		2	0	1	0	2	0	0
9 Ryan Raburn, R (1, 7) OBP: 0.278, SLG: 0.294 6 Nyjer Morgan, L (9, 8) OBP: 0.520, SLG: 0.389		B FF 85 C FF 85 B CU 65 X FF 86 2-1 F7 ①		B CH 76 C CH 76 B FF 87 B SL 77 F FF 85 X FF 86 3-2 23 G1-6-3 1B		B CU 64 X FF 85 1-0 1-3 2B		B FF 92 B CH 82 F CH 84 B CH 83 C FF 92 S CH 82 3-3 K ③		4 0	0 0	2 0	0 0	0 0	1 0	2 0
23 Michael Brantley, L (1, 8) OBP: 0.344, SLG: 0.387 (9, 7)		X SL 77 0-0 10 BB 1-2 1B		D FF 85 X SL 79 1-0 G1-6-3 ②③ 1-2f		B SL 80 C SL 77 B FF 86 C SL 80 B FF 88 S CH 78 3-3 K ②				3	0	1	0	0	1	3
10 Yan Gomes, R (1, 2) OBP: 0.333, SLG: 0.565		B SL 78 B FF 85 F FF 85 S CU 67 B FF 87 B CU 65 4-2 1-2 2-3 BB		C CH 76 B FF 85 F SL 78 B CU 66 X FF 86 2-2 F9 ①		B SL 86 C SL 86 F SL 86 F SL 85 B SL 83 F CH 81 D SI 88 T SL 85 3-2 K ③				2	0	0	0	1	1	2
4 Mike Aviles, R (1, 5) OBP: 0.176, SLG: 0.375		C FF 86 B FF 87 X SL 80 1-1 P3 ②		F FF 85 X FF 86 0-1 F9 ②			C SL 84 B SL 86 F CH 82 B FF 88 F SL 85 F FF 88 X SL 86 2-2 G4-3 ①			3	0	0	0	0	0	3
7 David Murphy, L (1, 9) OBP: 0.333, SLG: 0.560		T SL 80 X SL 78 0-1 G3-1 ③		C FF 86 X CU 64 0-1 G3 ③			B FC 85 X FC 86 1-0 G4-3 ②			3	0	0	0	0	0	3
Inning Stats	R: 0 E: 0 K: 0 S: 6 H: 0 LOB: 0 BB: 0 P: 10	R: 0 E: 0 K: 0 S: 12 H: 2 LOB: 3 BB: 1 P: 21	R: 0 E: 0 K: 0 S: 5 H: 0 LOB: 0 BB: 0 P: 9	R: 0 E: 0 K: 0 S: 7 H: 1 LOB: 0 BB: 0 P: 13	R: 0 E: 0 K: 0 S: 7 H: 0 LOB: 0 BB: 0 P: 9	R: 2 E: 1 K: 2 S: 20 H: 2 LOB: 2 BB: 1 P: 36	R: 0 E: 0 K: 0 S: 8 H: 0 LOB: 0 BB: 0 P: 13	R: 0 E: 0 K: 2 S: 8 H: 0 LOB: 1 BB: 1 P: 18		1B: 3 2B: 1 3B: 0 HR: 1 SF: 0 SAC: 0 DP: 1 HBP: 0				WP: 0 PB: 0 SB: 0 CS: 0 PA: 32		

PITCHER		IP	WLS	BF	H	R	ER	SO	BB	IBB	HBP	BLK	WP	HR	S	P	ERA	WHIP
53 Eric Stults, L ERA: 5.59	(1, 1)	5.2	L	24	5	2	1	1	2	0	0	0	0	1	52	90	1.59	1.235
50 Nick Vincent, R ERA: 2.7	(6, 1)	0.2		2	0	0	0	1	0	0	0	0	0	0	10	15	0.00	0.000
54 Alex Torres, L ERA: 2.25	(7, 1)	1.2		6	0	0	0	2	1	0	0	0	0	0	11	24	0.00	0.600

PITCHER	IP	WLS	BF	H	R	ER	SO	BB	IBB	HBP	BLK	WP	HR	S	P	ERA	WHIP

BOTTOM

San Diego Padres @ Cleveland Indians

Progressive Field, Cleveland, OH

Wed Apr 09 2014, 12:07 PM - 2:42 PM EDT

Sunny - 40 F

livebaseballscorecards.com

AB	29
R	2
H	5
RBI	2
BB	3
SO	4
LOB	13

San Diego Padres @ Cleveland Indians

Progressive Field, Cleveland, OH

Wed Apr 09 2014, 3:15 PM - 6:04 PM EDT

Att. 9,930 - Sunny - 41 F

TOP

livebaseballscorecards.com

Batter	1	2	3	4	5	6	7	8	9	AB	R	H	RBI	BB	SO	LOB
2 Everth Cabrera, S (1, 6) OBP: 0.351, SLG: 0.444	C FF 92 F FF 93 B FF 95 F FF 94 B KC 79 B FF 94 X FF 94 3-2 E6 13 2B 12 G6-3		B CH 88 X FF 95 1-0 12 CS 13 S 1B			X FF 92 0-0 23 BB 12 HBP 1B	C SL 79 S FC 92 F FC 92 B FC 92 F SL 81 S FC 92 1-3 ② K			4	2	2	0	0	1	1
13 Chris Denorfia, R (1, 9) (6, 7) OBP: 0.318, SLG: 0.429	F FF 94 F FF 95 X FF 96 0-2 12 G6-3 2-3 2B		B FF 93 1 SAFE 1 SAFE C FF 93 B FF 95 1 SAFE F FF 93 S FC 83 2-3 ② K 1-2			X FF 92 0-0 ① F8	X SL 79 0-0 ③ L8			4	0	1	0	0	1	3
12 Seth Smith, L (1, 10) OBP: 0.300, SLG: 0.462	C KC 74 X CH 84 0-1 ① G6-3 2-3 3-H		C KC 75 0-1 ③ CS 2-3	C FF 92 S FF 93 F KC 79 B FF 95 X CH 88 1-2 ① G1-3		C FF 93 S FF 93 F CH 88 F FF 96 F KC 80 1 SAFE F FF 95 1 SAFE B FF 94 2-2 H FF 93 1B 23 BB 1-2 HBP		B SI 90 B SI 89 C SI 90 B SI 90 C SI 91 S SL 83 3-3 ① K		3	0	0	1	0	1	1
23 Yonder Alonso, L (1, 3) OBP: 0.189, SLG: 0.229	C FF 95 B FF 94 B CH 85 F KC 75 F FF 96 F KC 76 B FF 95 S FF 96 3-3 ② K			B CH 87 B FF 93 X CH 86 2-0 ② P3		B KC 74 B CH 86 B FF 94 B FF 93 4-0 1B 1-2 2-3 BB		B SL 84 C SI 91 X SI 91 1-1 ② G4-3		3	0	0	0	1	1	1
Chase Headley, S (1, 5) OBP: 0.152, SLG: 0.125	X KC 75 0-0 ③ G3			B FF 95 X CH 85 1-0 ③ F7		X FF 95 0-0 1-2 2-3 3-H 1B		B CH 85 X SI 91 1-0 ③ F9		4	0	1	1	0	0	1
9 Jedd Gyorko, R (1, 4) OBP: 0.222, SLG: 0.156		S FF 94 C FF 93 B FC 85 C FC 84 1-3 ① K			B FC 82 F FF 93 B FC 85 B FF 94 C FF 93 X FF 95 3-2 ① L9	C KC 82 X FC 86 0-1 ② P2			X SL 88 0-0 ① G1-3	4	0	0	0	0	1	3
14 Tommy Medica, R (1, 7) OBP: 0.188, SLG: 0.133 8 Yasmani Grandal, S (6, PH) OBP: 0.500, SLG: 0.421 25 Will Venable, L (6, 9) OBP: 0.219, SLG: 0.226		B FF 95 S FF 94 F FF 95 F KC 79 F FF 96 S FC 84 1-3 ② K			F FF 93 C FC 82 S KC 80 0-3 ② K	B CH 85 C CH 85 B KC 77 S FF 95 S FF 96 2-3 ③ K			C FF 91 X SL 89 0-1 ② G1-3	2 1 1	0 0 0	0 0 0	0 0 0	0 0 0	2 1 0	0 3 0
5 Alexi Amarista, L (1, 8) OBP: 0.412, SLG: 0.600		B FF 96 F FF 94 F FF 96 S KC 81 1-3 ③ K2-3			B FF 93 F FF 91 B CH 87 B FF 94 B FF 94 4-1 BB	B FC 92 X FC 91 1-0 44 SH2-3 44 S 1B			B CU 79 C FF 93 C SL 88 F CU 81 X SL 88 1-2 ③ F8	3	0	1	0	1	1	0
44 René Rivera, R (1, 2)			B FF 94 S FF 94 C FC 86 F FF 96 B KC 79 F FF 96 S FC 85 2-3 ① K		S FF 92 B FF 94 X FF 93 1-1 ③ L8	S FC 90 X SL 76 0-1 ① SH2-3 1-3				2	0	0	0	0	1	1

	AB	31
	R	2
	H	5
	RBI	2
	BB	2
	SO	10
	LOB	14

Inning Stats																		
	R: 1	H: 1	R: 0	H: 0	R: 0	H: 1	R: 0	H: 0	R: 0	H: 0	R: 1	H: 2	R: 0	H: 1	R: 0	H: 0	R: 0	H: 0
	E: 1	LOB: 1	E: 0	LOB: 0	E: 0	LOB: 0	E: 0	LOB: 0	E: 0	LOB: 1	E: 0	LOB: 3	E: 0	LOB: 0	E: 0	LOB: 0	E: 0	LOB: 0
	K: 1	BB: 0	K: 3	BB: 0	K: 2	BB: 0	K: 0	BB: 0	K: 1	BB: 1	K: 1	BB: 1	K: 1	BB: 0	K: 1	BB: 0	K: 0	BB: 0
	S: 15	P: 21	S: 11	P: 14	S: 10	P: 15	S: 6	P: 10	S: 9	P: 17	S: 14	P: 22	S: 9	P: 11	S: 6	P: 11	S: 7	P: 8

	1B: 4	SF: 0	WP: 0	PA: 36
	2B: 1	SAC: 1	PB: 0	
	3B: 0	DP: 0	SB: 2	
	HR: 0	HBP: 1	CS: 1	

PITCHER		IP	WLS	BF	H	R	ER	SO	BB	IBB	HBP	BLK	WP	HR	S	P	ERA	WHIP
47 Trevor Bauer, R ERA: 1.5	(1, 1)	6.0	L	25	4	2	1	8	2	0	1	0	0	0	65	99	1.50	1.000
27 Bryan Shaw, R ERA:	(7, 1)	1.0		4	1	0	0	1	0	0	0	0	0	0	9	11	0.00	1.000
35 Marc Rzepczynski, L ERA:	(8, 1)	1.0		3	0	0	0	1	0	0	0	0	0	0	6	11	0.00	0.000
48 Scott Atchison, R ERA:	(9, 1)	1.0		3	0	0	0	0	0	0	0	0	0	0	7	8	0.00	0.000

PITCHER		IP	WLS	BF	H	R	ER	SO	BB	IBB	HBP	BLK	WP	HR	S	P	ERA	WHIP

Batter	1	2	3	4	5	6	7	8	9	AB	R	H	RBI	BB	SO	LOB
30 Elliot Johnson, S (1, 9)	B FF 88 C FF 88 S CH 81 B CH 82 F FF 90 F FF 90 C FF 91 2-3 ① K		1 SAFE B CU 72 D CH 83 1 SAFE S CH 83 X FF 90 2-1 ② L7			C CH 83 C FF 89 B CH 83 S CH 82 1-3 ① K		L CH 83 L CH 82 L CH 84 0-3 ① K		4	0	0	0	0	3	2
33 Nick Swisher, S (1, 3) OBP: 0.225, SLG: 0.289	X CH 83 0-0 ② G5-3		C FF 90 F FF 90 1 SAFE B FF 90 B CU 75 X CH 85 2-2 ③ G5-3 1-2			C CU 74 F FF 89 B FF 89 F SL 79 F FF 90 F FF 89 X CU 74 1-2 1B		C SI 93 B FF 92 F FF 94 S CH 85 1-3 ② K		4	0	1	0	0	1	2
22 Jason Kipnis, L (1, 4) OBP: 0.333, SLG: 0.355	C FF 89 F CU 74 T FF 90 0-2 ③ K			B SL 78 B SI 88 C FF 88 S SL 89 S SI 90 2-3 ① K		B SL 77 F FF 88 B SL 77 B FF 76 F FF 88 1 SAFE F FF 88 X FF 89 3-2 ② F8		B CH 84 S FF 94 S FF 94 B FF 94 X CH 86 2-2 ③ G3		4	0	0	0	0	2	2
41 Carlos Santana, S (1, 2) OBP: 0.462, SLG: 0.321		B FF 88 C FF 89 C SL 80 F SL 80 X SI 90 1-2 ① P4			B CU 75 S SL 80 B SI 89 C SI 90 X SL 80 2-2 ② L6	B CU 72 F FF 89 B SI 88 X SI 89 2-1 ③ G6-3			B SI 90 B SI 89 B SI 90 C SI 89 F SI 89 F SI 90 X SI 90 3-2 ① P4	4	0	0	0	0	0	1
9 Ryan Raburn, R (1, 7) OBP: 0.273, SLG: 0.286 6 Nyjer Morgan, L (9, PR) OBP: 0.520, SLG: 0.389		B FF 89 B CU 73 C FF 90 X FF 89 2-1 ② L8		B FF 90 X CH 83 1-0 ③ G4-3			C FF 91 F FF 92 X SI 91 0-2 ① L9		F SI 90 B SL 83 B SL 84 B SL 82 X SI 89 3-1 ① 23 S 1B	4 0	0 0	1 0	0 0	0 0	0 0	0 0
23 Michael Brantley, L (1, 8) OBP: 0.333, SLG: 0.353		C SL 80 B SL 81 X FF 90 1-1 ③ G3-1			B SL 81 C SL 78 S FF 89 C FF 88 1-3 ① K		C SL 81 B SI 91 X SI 92 1-1 ② G1-3		D CH 81 B SI 90 F SI 87 F SI 90 D CH 81 B CH 82 4-2 1-2 BB	3	0	0	0	1	1	0
10 Yan Gomes, R (1, 10) OBP: 0.355, SLG: 0.538			B CH 82 S CH 82 S FF 90 F FF 90 B FF 89 B CH 82 X FF 91 3-2 13 1B 4 SF9 1B		B CU 73 C CH 83 X CH 82 1-1 ② L9		B FF 92 B SL 82 B SL 82 B FF 92 4-0 BB		B SL 83 X SL 83 1-0 ② F9	3	1	1	0	1	0	2
13 Asdrúbal Cabrera, S (1, 6) OBP: 0.235, SLG: 0.226			F FF 90 X CU 71 0-1 33 WP 1-3 1B		B CU 74 B CH 83 F FF 89 B FF 90 X FF 89 3-1 2B		F FF 92 S FF 93 X SI 94 0-2 ③ P3		C SI 90 C SI 90 B SI 89 F SI 91 X CH 80 1-2 ③ L9	4	0	2	0	0	0	3
4 Mike Aviles, R (1, 5) OBP: 0.200, SLG: 0.389			1 SAFE X FF 88 0-0 ① SF9 3-H		C FF 89 C SI 89 F CU 75 B SL 80 F FF 89 B FF 90 S CH 83 2-3 ③ K			X FF 92 0-0 1B		2	0	1	1	0	1	1
Inning Stats	R: 0 E: 0 K: 2 S: 9 H: 0 LOB: 0 BB: 0 P: 11	R: 0 E: 0 K: 0 S: 8 H: 0 LOB: 0 BB: 0 P: 12	R: 1 E: 0 K: 0 S: 12 H: 2 LOB: 1 BB: 0 P: 19	R: 0 E: 0 K: 1 S: 7 H: 0 LOB: 0 BB: 0 P: 12	R: 0 E: 0 K: 2 S: 12 H: 1 LOB: 1 BB: 0 P: 19	R: 0 E: 0 K: 1 S: 15 H: 1 LOB: 1 BB: 0 P: 22	R: 0 E: 0 K: 0 S: 8 H: 0 LOB: 1 BB: 1 P: 13	R: 0 E: 0 K: 2 S: 10 H: 1 LOB: 1 BB: 0 P: 13	R: 0 E: 0 K: 0 S: 13 H: 1 LOB: 2 BB: 1 P: 25	1B: 5 2B: 1 3B: 0 HR: 0 SF: 1 SAC: 0 DP: 0 HBP: 0						

PITCHER		IP	WLS	BF	H	R	ER	SO	BB	IBB	HBP	BLK	WP	HR	S	P	ERA	WHIP
41 Robbie Erlin, L ERA: 1.35	(1, 1)	6.0	W	22	4	1	1	6	0	0	0	0	1	0	63	95	1.50	0.667
33 Dale Thayer, R ERA: 1.8	(7, 1)	0.2	H	3	0	0	0	0	1	0	0	0	0	0	5	10	0.00	1.500
56 Joaquín Benoit, R ERA: 4.5	(7, 1)	1.1	H	5	1	0	0	2	0	0	0	0	0	0	13	16	0.00	0.750
16 Huston Street, R ERA:	(9, 1)	1.0	S	5	1	0	0	0	1	0	0	0	0	0	13	25	0.00	2.000

PITCHER	IP	WLS	BF	H	R	ER	SO	BB	IBB	HBP	BLK	WP	HR	S	P	ERA	WHIP

BOTTOM

San Diego Padres @ Cleveland Indians

Progressive Field, Cleveland, OH

Wed Apr 09 2014, 3:15 PM - 6:04 PM EDT

Att. 9,930 - Sunny - 41 F

livebaseballscorecards.com

AB	32
R	1
H	6
RBI	1
BB	2
SO	8
LOB	13

Cleveland Indians @ Chicago White Sox

U.S. Cellular Field, Chicago, IL

Thu Apr 10 2014, 8:11 PM - 11:02 PM EDT

Att. 11,116 - Cloudy - 54 F

livebaseballscorecards.com

TOP

Batter	1	2	3	4	5	6	7	8	9	AB	R	H	RBI	BB	SO	LOB
13 Asdrúbal Cabrera, S (1, 6) OBP: 0.263, SLG: 0.371	B FF 87 X FF 88 1-0 22 1B 22 E 2B		F FC 85 X FC 84 0-1 HR		B FF 87 B FF 86 C FF 87 C CH 80 F FF 89 F FF 88 S FC 85 2-3 ② K		B FF 98 X FF 97 1-0 ③ G4-3			4	2	2	1	0	1	0
33 Nick Swisher, S (1, 3) OBP: 0.227, SLG: 0.268	B FF 89 B FF 89 B FF 89 C FF 88 B FF 88 4-1 9 WP 22 E 9 SF7 BB		C CU 72 F CH 80 F FF 88 B FC 84 F CH 80 X FF 88 1-2 ① P3		X CH 79 0-0 ③ L8			B FF 96 F FF 96 B FF 96 F FF 97 B FF 96 F SL 85 F SL 86 F FF 97 S SL 86 3-3 ① K		3	1	0	0	1	1	0
22 Jason Kipnis, L (1, 4) OBP: 0.326, SLG: 0.343	X FF 89 0-0 E7 9 WP 1-2 2-H 1B		C CU 73 C CH 81 F CH 81 X FC 84 0-2 E4 41 G6-4-3			C CU 71 F CU 73 B CH 78 B FC 83 X CH 79 2-2 ① F7		F FF 96 X FF 96 0-1 ② G5-3		4	0	1	0	0	0	0
41 Carlos Santana, S (1, 10) OBP: 0.419, SLG: 0.281	C CH 81 S FF 89 B FC 86 B CH 82 S FF 89 2-3 ① K		1 SAFE B FC 85 B CH 78 1 SAFE X FF 87 2-0 ②③ G6-4-3 1-2f			B FC 83 B CH 79 C FF 87 S FF 87 S CH 80 2-3 ② K		B CH 88 B FF 96 B FF 96 C FF 96 C FF 95 X SL 86 3-2 ③ G6-3		4	0	0	0	0	2	3
9 Ryan Raburn, R (1, 7) OBP: 0.308, SLG: 0.333	B FF 89 B CH 82 C CH 80 B FC 84 S CH 80 F FF 89 X CH 81 3-2 ② SF7 1-2 2-H			C FC 82 X FC 82 0-1 23 G4-6-3 1B		B CU 73 B CH 79 X FF 88 2-0 23 2B 1B			B FF 92 B SI 93 X SI 91 2-0 ① G5-3	3	0	2	1	0	0	0
23 Michael Brantley, L (1, 8) OBP: 0.325, SLG: 0.368	C CU 75 X FC 84 0-1 ③ G1-4-3			B FF 88 1 SAFE B FF 88 B FF 87 C FF 87 X FF 87 3-1 ①② G4-6-3 1-2f		C FF 88 X FC 84 0-1 1-3 2B			B SL 87 X SI 93 1-0 ② G4-3	4	0	1	0	0	0	2
10 Yan Gomes, R (1, 2) OBP: 0.343, SLG: 0.483		C FC 83 B FF 89 F FC 85 F CH 80 B FF 89 F CH 80 B CH 81 X CH 80 3-2 ① G6-3		B CH 79 C CH 79 B FC 84 F CH 80 B FC 85 B CH 78 4-2 4 FC6-4 BB		B CH 79 X CH 79 1-0 ③ F8			B SL 88 B SI 94 B SI 93 C SI 93 F SI 92 X SI 93 3-2 ③ G5-3	3	0	0	0	1	0	2
4 Mike Aviles, R (1, 5) OBP: 0.174, SLG: 0.333		C FF 88 C FC 85 F FF 88 B FF 89 S FC 85 1-3 ② K		C FC 82 X FF 88 0-1 ③ FC6-4 1-2f			C FF 95 S SL 85 B SL 86 B FF 97 C FF 97 2-3 ① K			3	0	0	0	0	2	1
7 David Murphy, L (1, 9) OBP: 0.300, SLG: 0.500		B FC 84 C FF 88 B FC 83 C FF 88 B FF 89 X FF 88 3-2 ③ F8			C FF 87 B FC 85 X FF 87 1-1 ① G4-3		B FF 97 X FF 97 1-0 ② G1-3			3	0	0	0	0	0	0

Inning Stats	1	2	3	4	5	6	7	8	9
	R: 2 E: 1 K: 1 S: 12 H: 2 LOB: 1 BB: 1 P: 22	R: 0 E: 0 K: 1 S: 12 H: 0 LOB: 0 BB: 0 P: 19	R: 1 E: 1 K: 0 S: 12 H: 1 LOB: 0 BB: 0 P: 15	R: 0 E: 0 K: 0 S: 8 H: 1 LOB: 1 BB: 1 P: 15	R: 0 E: 0 K: 1 S: 8 H: 0 LOB: 0 BB: 0 P: 11	R: 0 E: 0 K: 1 S: 10 H: 2 LOB: 2 BB: 0 P: 17	R: 0 E: 0 K: 1 S: 5 H: 0 LOB: 0 BB: 0 P: 9	R: 0 E: 0 K: 1 S: 11 H: 0 LOB: 0 BB: 0 P: 17	R: 0 E: 0 K: 0 S: 5 H: 0 LOB: 0 BB: 0 P: 11

	AB	31
	R	3
	H	6
	RBI	2
	BB	2
	SO	6
	LOB	8

1B: 3 SF: 1
2B: 2 SAC: 0
3B: 0 DP: 2
HR: 1 HBP: 0

WP: 1 PA: 34
PB: 0
SB: 0
CS: 0

PITCHER		IP	WLS	BF	H	R	ER	SO	BB	IBB	HBP	BLK	WP	HR	S	P	ERA	WHIP
50 John Danks, L ERA: 4.15	(1, 1)	6.0	W	25	6	3	3	4	2	0	0	0	1	1	62	99	4.50	1.333
40 Daniel Webb, R ERA: 2.84	(7, 1)	2.0	H	6	0	0	0	2	0	0	0	0	0	0	16	26	0.00	0.000
27 Matt Lindstrom, R ERA: 6.75	(9, 1)	1.0		3	0	0	0	0	0	0	0	0	0	0	5	11	0.00	0.000

PITCHER	IP	WLS	BF	H	R	ER	SO	BB	IBB	HBP	BLK	WP	HR	S	P	ERA	WHIP

Cleveland Indians @ Chicago White Sox

U.S. Cellular Field, Chicago, IL

Thu Apr 10 2014, 8:11 PM - 11:02 PM EDT

Att. 11,116 - Cloudy - 54 F

BOTTOM

livebaseballscorecards.com

Batter	1	2	3	4	5	6	7	8	9	AB	R	H	RBI	BB	SO	LOB
1 Adam Eaton, L (1, 8) OBP: 0.375, SLG: 0.381	C FF 90 B FF 93 F FF 93 B FF 96 F CH 84 F FF 96 S CH 86 2-3 K ①		C FF 91 F CH 82 B FF 94 F FF 95 B CH 83 X CH 84 2-2 1-H 1B ①	C FF 89 S SL 82 X SL 81 0-2 G5-3 ③			C FF 98 X FF 97 0-1 12 1B 79 FC4 2B			4	1	2	1	0	1	1
5 Marcus Semien, R (1, 4) OBP: 0.292, SLG: 0.341	C FF 95 C SL 88 F FF 96 F CH 87 B FF 96 B SL 90 C CH 85 2-3 K ②		B FF 93 B FF 94 B FF 94 B FF 93 4-0 BB		B FF 90 B SL 81 X FF 91 2-0 F9 ①		F FF 98 C SL 91 C SL 91 0-3 K ①			3	0	0	0	1	2	1
12 Conor Gillaspie, L (1, 5) OBP: 0.343, SLG: 0.406	B FF 95 S FF 94 B FF 95 S CH 85 F FF 95 C FF 95 2-3 K ③		T FF 92 1 SAFE C FF 91 F FF 94 D CH 82 B FF 91 S FF 95 2-3 K ②		B CU 73 F SL 81 B FF 93 T SL 80 B FF 92 S SL 82 3-3 K ②		T FF 98 B SL 91 B FF 97 B FF 97 X FF 94 3-1 79 FC4 2-3 1B			4	0	1	0	0	3	1
79 José Abreu, R (1, 3) OBP: 0.383, SLG: 0.725		B FF 93 S FF 94 B CH 86 S CH 85 F FF 96 X SL 89 2-2 HR	C FF 94 F FF 95 S FF 96 0-3 K ③		S CH 78 B FF 91 B FF 91 X SL 84 2-1 HR		X FF 98 0-0 FC4 44 BB 1-2f 3-H ②			4	2	2	3	0	1	2
44 Adam Dunn, L (1, 10) OBP: 0.345, SLG: 0.455		C FF 95 B FF 94 B SL 87 B FF 93 S FF 94 S FF 95 3-3 K ①		C CH 82 B FF 93 C FF 94 F FF 94 B SL 88 F FF 94 B FF 95 C CH 85 3-3 K ①	C SL 82 B FF 91 B SL 82 B FF 92 B SL 80 4-1 BB		C FF 98 C CH 86 B FF 98 F SL 91 B CH 87 B FF 95 B FF 96 4-2 1-2 BB			2	0	0	0	2	2	0
24 Dayan Viciedo, R (1, 9) OBP: 0.370, SLG: 0.391 20 Jordan Danks, L (8, 9)		B FF 95 B FF 93 F FF 94 F FF 94 B CH 87 S CH 86 3-3 K ②		C CH 85 X SL 87 0-1 30 E 30 BB 10 2B 1B	B CU 82 B SI 93 X SI 93 2-0 F9 ③		C FF 96 X SL 90 0-1 G5-3 ③			4 0	1 0	1 0	0 0	0 0	1 0	3 0
30 Alejandro De Aza, L (1, 7) OBP: 0.192, SLG: 0.520		C CH 83 B FF 94 C FF 94 S CH 86 1-3 K ③		B FF 94 B FF 94 B FF 93 C FF 93 F FF 94 F FF 96 B CH 83 4-2 E2 10 2B 1-3 BB		C SI 92 B CU 83 X SI 93 1-1 P6 ①		F FF 91 C CU 80 B CU 79 X FF 92 1-2 F8 ①		3	1	0	0	1	1	0
10 Alexei Ramirez, R (1, 6) OBP: 0.463, SLG: 0.684			F FF 93 C FF 93 B FF 93 B CH 85 X CH 86 2-2 HR	X FF 93 0-0 1-H 3-H 2B		C SI 94 S FS 85 X FS 85 0-2 P4 ②		B SL 88 B FF 92 X SL 88 2-0 G5-3 ②		4	1	2	3	0	0	0
17 Adrian Nieto, S (1, 2) OBP: 0.222, SLG: 0.333			S CH 83 B CH 84 X CH 84 1-1 1 WP 1 1B 1B	F FF 92 B FF 94 D CH 82 C FF 94 B FF 94 C FF 93 3-3 K ②		B SI 93 F SI 93 C SI 93 C CU 86 1-3 K ③		S FF 92 F FF 92 S CU 82 0-3 K ③		4	1	1	0	0	3	1
Inning Stats	R: 0 E: 0 K: 3 S: 14 H: 0 LOB: 0 BB: 0 P: 20	R: 1 E: 0 K: 3 S: 13 H: 1 LOB: 0 BB: 0 P: 22	R: 2 E: 0 K: 2 S: 16 H: 3 LOB: 1 BB: 1 P: 27	R: 2 E: 1 K: 2 S: 17 H: 2 LOB: 1 BB: 1 P: 27	R: 1 E: 0 K: 1 S: 8 H: 1 LOB: 1 BB: 1 P: 21	R: 0 E: 0 K: 1 S: 8 H: 0 LOB: 0 BB: 0 P: 10	R: 1 E: 0 K: 1 S: 13 H: 2 LOB: 2 BB: 1 P: 20	R: 0 E: 0 K: 1 S: 7 H: 0 LOB: 0 BB: 0 P: 10		1B: 4 2B: 2 3B: 0 HR: 3 SF: 0 SAC: 0 DP: 0 HBP: 0						

	AB	32
	R	7
	H	9
	RBI	7
	BB	4
	SO	14
	LOB	9

WP: 1 PB: 0 SB: 0 CS: 0 PA: 36

PITCHER		IP	WLS	BF	H	R	ER	SO	BB	IBB	HBP	BLK	WP	HR	S	P	ERA	WHIP
31 Danny Salazar, R ERA: 6.75	(1, 1)	3.2	L	18	6	5	5	10	2	0	0	0	1	2	57	93	12.27	2.182
88 Josh Outman, L ERA: 2.25	(4, 1)	1.0		5	1	1	1	1	1	0	0	0	0	1	10	21	9.00	2.000
20 C.C. Lee, R ERA:	(5, 1)	1.1		4	0	0	0	1	0	0	0	0	0	0	9	13	0.00	0.000
49 Blake Wood, R ERA: 9.82	(7, 1)	1.0		6	2	1	1	1	1	0	0	0	0	0	13	20	9.00	3.000
48 Scott Atchison, R ERA:	(8, 1)	1.0		3	0	0	0	1	0	0	0	0	0	0	7	10	0.00	0.000

PITCHER	IP	WLS	BF	H	R	ER	SO	BB	IBB	HBP	BLK	WP	HR	S	P	ERA	WHIP

Cleveland Indians @ Chicago White Sox

U.S. Cellular Field, Chicago, IL

Fri Apr 11 2014, 8:12 PM - 11:38 PM EDT

Att. 13,605 - Partly Cloudy - 66 F

TOP

livebaseballscorecards.com

Batter	1	2	3	4	5	6	7	8	9	AB	R	H	RBI	BB	SO	LOB
13 Asdrúbal Cabrera, S (1, 6) OBP: 0.256, SLG: 0.375	F8	K			2B	K		G4-6-3		5	1	1	2	0	2	5
33 Nick Swisher, S (1, 3) OBP: 0.245, SLG: 0.267	BB	G6-3			1B	K			P3	4	0	1	1	1	1	2
22 Jason Kipnis, L (1, 4) OBP: 0.333, SLG: 0.333	BB	L8			F8	1B			F7	4	0	1	0	1	0	1
41 Carlos Santana, S (1, 5) OBP: 0.396, SLG: 0.250	K	K			F7	FC4-6	1B		BB	4	2	0	0	1	2	4
9 Ryan Raburn, R (1, 10) OBP: 0.290, SLG: 0.310	K	G5-3			P4	G6-3			1B	5	0	1	1	0	1	4
23 Michael Brantley, L (1, 8) OBP: 0.333, SLG: 0.357		K		G1-3		BB	1B		G4-3	4	1	1	1	1	1	1
10 Yan Gomes, R (1, 2) OBP: 0.359, SLG: 0.485		1B		G4-3		1B	K			4	0	2	0	0	1	1
4 Mike Aviles, R (1, 7) OBP: 0.222, SLG: 0.360		1B			1B	E5		F7		4	1	2	1	0	0	1
30 Elliot Johnson, S (1, 9) OBP: 0.091, SLG: 0.182		F9			2B	SH1-4		BB		2	1	1	0	0	0	2
7 David Murphy, L (8, PH) OBP: 0.323, SLG: 0.500 (8, 9)										0	0	0	0	1	0	0

	AB	36
	R	6
	H	10
	RBI	6
	BB	5
	SO	8
	LOB	21

| Inning Stats | | | | | | | | | |

Batter	1	2	3	4	5	6	7	8	9	AB	R	H	RBI	BB	SO	LOB
1 Adam Eaton, L (1, 8) OBP: 0.415, SLG: 0.422	C FF 96 B FF 96 B CH 89 B CH 89 B FF 96 F FF 95 T SL 83 3-2 ① K		F CU 81 B SI 94 X CU 80 1-1 12 SF8 1-3 2-H 2B		B CH 90 B FF 91 B FF 91 B FF 91 4-0 5 WP 12 1B BB	X FC 92 0-0 5 1B 12 2B 1B		B FF 98 B FF 95 C FF 94 B FF 97 B FF 92 4-1 12 G3-1 5 BB 44 BB BB		3	3	2	1	2	1	0
5 Marcus Semien, R (1, 4) OBP: 0.321, SLG: 0.340	C FF 96 C CU 82 S FF 95 0-3 ② K		B FF 95 F FF 94 F CH 87 S SL 85 1-3 ① K		C CH 90 B CU 78 B CU 78 F FF 92 B CH 85 B SI 94 4-2 44 BB 12 1B 24 BB 1-2 BB	B FC 93 F FC 91 X SL 79 1-1 12 2B 1-2 1B		1 SAFE 1 SAFE B FF 94 B FF 96 C FF 93 C FF 94 F FF 94 D SL 90 B FF 93 4-2 44 BB 12 G3-1 1-2 BB		3	2	1	0	2	2	2
12 Conor Gillaspie, L (1, 5) OBP: 0.375, SLG: 0.457	C FF 96 S FF 96 B CH 89 F FF 97 F FF 96 B CU 83 F SI 96 F SI 96 4-2 F FF 95 D CH 87 BB		B FF 94 X FF 94 1-0 ② SF8 2-3 3-H		B FF 92 B SI 92 X SI 94 2-0 24 BB 44 BB 1-2 2-H 1B	F FC 92 B FC 92 F SL 77 B FC 92 F SL 80 X CH 83 2-2 1-H 2-H 2B		X FF 96 0-0 ① G3-1 1-2 2-3		3	0	2	4	1	0	2
79 José Abreu, R (1, 3) OBP: 0.365, SLG: 0.659	B FF 95 F FF 95 F FF 95 B FF 95 C CU 82 2-3 ③ K		X FF 94 0-0 ③ L8		S CU 80 F CH 89 S CH 88 0-3 ② K	C FC 90 X FC 90 0-1 ③ F8		I IN 68 I IN 72 I IN 71 I IN 68 4-0 44 BB IBB		4	0	0	0	1	2	5
44 Adam Dunn, L (1, 10) OBP: 0.412, SLG: 0.520		C FF 95 C CU 81 X FF 95 0-2 ① G5-3		B FF 92 B CU 78 B FF 92 C FF 92 X FF 92 3-1 24 WP 30 1B 1B	B SI 92 D SL 87 B SI 92 B SI 91 4-0 24 BB 1-2 2-3 BB		S SI 92 F SI 92 B SI 92 F CU 84 B CU 84 X SI 93 2-2 10 1B 2B	F FF 96 B FF 97 B SL 90 B FF 97 B FF 96 4-1 1-2 2-3 3-H BB		3	2	2	1	2	0	0
24 Dayan Viciedo, R (1, 9) OBP: 0.355, SLG: 0.346 20 Jordan Danks, L (8, 9)		F FF 95 B CH 88 F CH 88 X CU 82 1-2 ② G5-3		B CU 79 B FF 94 X FF 93 2-0 ① F9 1-2	C SI 94 F SL 88 B SL 88 D SL 87 B SI 94 B SL 86 4-2 1-2 2-3 3-H BB		C SI 93 X CU 83 0-1 ① G6-3	S FF 98 B FF 96 B FF 97 F FF 96 C FF 96 2-3 ② K		3 1	0 0	0 0	1 0	1 0	0 1	2 3
30 Alejandro De Aza, L (1, 7) OBP: 0.194, SLG: 0.467		B FF 94 S CU 80 B FF 94 B FF 93 X FF 93 3-1 ③ F8		C CH 86 B FF 94 F FF 93 X CH 89 1-2 10 G5-3 2-H 1B	S SL 87 S SI 92 S SL 84 0-3 ③ K		C SI 92 X SI 93 0-1 ② G5-3	X FF 96 0-0 ③ G4-3		5	0	1	1	0	1	7
10 Alexei Ramirez, R (1, 6) OBP: 0.467, SLG: 0.667			X FF 94 0-0 21 1B 1 2B 1B	1 SAFE B CU 80 X FF 92 1-0 ② ③ G5-3 1-2		F FC 91 F FC 91 F FC 93 S SL 81 0-3 ① K	C SI 93 S CU 85 F SI 94 F CU 84 F CU 84 B SI 92 X CU 84 1-2 21 S 2-H 1B			4	1	2	1	0	1	1
21 Tyler Flowers, R (1, 2) OBP: 0.455, SLG: 0.548			B FF 95 1 SAFE X FF 93 1-0 1 2B 12 SF8 1-2 1B		F FF 93 S CH 86 B SL 85 B CU 80 X CU 80 2-2 ① G3-1	B FC 92 F SL 79 S SL 80 B FC 92 S FC 91 2-3 ② K	C SI 93 C CU 84 C CU 83 0-3 ③ K 1-2			4	1	1	0	0	2	1
Inning Stats	R: 0 E: 0 K: 3 S: 17 H: 0 LOB: 1 BB: 1 P: 26	R: 0 E: 0 K: 0 S: 8 H: 0 LOB: 0 BB: 0 P: 12	R: 2 E: 0 K: 1 S: 9 H: 3 LOB: 1 BB: 0 P: 13	R: 1 E: 0 K: 0 S: 7 H: 2 LOB: 0 BB: 0 P: 14	R: 2 E: 0 K: 2 S: 14 H: 1 LOB: 3 BB: 4 P: 34	R: 2 E: 0 K: 2 S: 16 H: 3 LOB: 1 BB: 0 P: 21	R: 1 E: 0 K: 1 S: 17 H: 2 LOB: 1 BB: 0 P: 20	R: 1 E: 0 K: 1 S: 10 H: 0 LOB: 3 BB: 4 P: 28		1B: 8 2B: 3 3B: 0 HR: 0 SF: 1 SAC: 0 DP: 0 HBP: 0						

PITCHER		IP	WLS	BF	H	R	ER	SO	BB	IBB	HBP	BLK	WP	HR	S	P	ERA	WHIP
59 Carlos Carrasco, R ERA: 7.84	(1, 1)	4.2	L	22	6	5	5	5	3	0	0	0	2	0	50	86	9.64	1.929
35 Marc Rzepczynski, L ERA:	(5, 1)	0.1		3	0	0	0	1	2	0	0	0	0	0	5	13	0.00	6.000
27 Bryan Shaw, R ERA: 4.15	(6, 1)	1.0		6	3	2	2	2	0	0	0	0	0	0	16	21	18.00	3.000
20 C.C. Lee, R ERA: 3.86	(7, 1)	1.0		5	2	1	1	1	0	0	0	0	0	0	17	20	9.00	2.000
49 Blake Wood, R ERA: 9.64	(8, 1)	1.0		7	0	1	1	1	3	1	0	0	0	0	10	28	9.00	3.000

PITCHER	IP	WLS	BF	H	R	ER	SO	BB	IBB	HBP	BLK	WP	HR	S	P	ERA	WHIP

BOTTOM

Cleveland Indians @ Chicago White Sox

U.S. Cellular Field, Chicago, IL

Fri Apr 11 2014, 8:12 PM - 11:38 PM EDT

Att. 13,605 - Partly Cloudy - 66 F

livebaseballscorecards.com

AB	33
R	9
H	11
RBI	9
BB	9
SO	10
LOB	23

PA: 43

WP: 2
PB: 0
SB: 1
CS: 0

Cleveland Indians @ Chicago White Sox

U.S. Cellular Field, Chicago, IL

Sat Apr 12 2014, 2:11 PM - 5:38 PM EDT

Att. 27,332 - Cloudy - 70 F

TOP

livebaseballscorecards.com

Batter	1	2	3	4	5	6	7	8	9	AB	R	H	RBI	BB	SO	LOB
6 Nyjer Morgan, L (1, 8) OBP: 0.484, SLG: 0.348	B FF 92 C FF 92 C SI 93 B FF 94 X SI 94 2-2 41 BB 22 BB 23 1B 1B	B CU 76 B FF 92 C FF 92 F FF 93 B FF 93 X SI 94 3-2 ② L8			B SL 86 C FF 90 B SL 86 F FF 91 B FF 95 F FF 93 X FF 93 3-2 ① F8	B SI 95 B SI 94 C SI 94 X SL 84 2-1 ③ F8		B SI 90 B SI 91 B SI 91 C SI 89 B SI 92 4-1 33 S BB	D SI 93 C FF 92 S CU 78 C CU 78 1-3 ② K	5	1	1	0	1	1	2
33 Nick Swisher, S (1, 3) OBP: 0.255, SLG: 0.333	F FF 94 1 SAFE F SI 94 S SL 88 0-3 ① K	C CU 76 X FF 94 0-1 ③ F7			C CU 76 S SL 87 X SL 86 0-2 HR		C SI 94 X SI 95 0-1 23 BB 41 WP 9 1B 1B	C SI 93 B CH 83 X CH 80 1-1 ② F7 1-2	C SI 93 B CH 84 B SI 92 F SI 92 F CU 77 S SI 95 2-3 ③ K	6	2	2	1	0	2	3
22 Jason Kipnis, L (1, 4) OBP: 0.358, SLG: 0.419	1 SAFE 1 SAFE B FF 93 B FF 92 B FF 92 B FF 93 4-0 41 BB 23 1B 1-2 BB		F CU 75 B SI 93 B SI 95 B SL 86 F FF 92 X FF 94 3-2 41 G4-5-3 1B		B SI 94 B SL 85 B SI 91 C FF 92 X FF 91 3-1 HR		C SI 96 S SI 94 B SL 87 1 SAFE S SI 95 1-3 ① K	B SI 91 B SI 91 C SI 91 F FF 92 S CU 78 2-3 ③ K		4	2	2	1	1	2	2
41 Carlos Santana, S (1, 2) OBP: 0.396, SLG: 0.231	C CU 76 B FF 94 B CH 85 D CH 87 B FF 94 4-1 23 1B 13 FC3-6 1-2 2-3 BB		L FF 94 F SL 85 F SI 94 B CH 85 D SL 86 X SL 87 2-2 ①② G4-5-3 1-2f		B CH 86 B SL 88 X FF 92 2-0 E4		B SI 94 C SI 95 F SI 94 B SL 87 B SL 84 B SL 87 4-2 23 BB 9 1B 1-2 BB		B SI 92 C SI 93 B CH 81 C SI 90 X FF 93 2-2 ① F7	3	2	0	0	2	0	1
23 Michael Brantley, L (1, 7) OBP: 0.360, SLG: 0.356	C SL 87 B SI 93 X CU 76 1-1 13 FC3-6 1-3 2-H 3-H 1B		B FF 94 X SI 92 1-0 ③ G3		B FF 93 X FF 92 1-0 ② F8		B SI 87 B SI 89 S SI 89 B SI 90 B SI 88 4-1 9 1B 1-2 2-3 BB		B CU 74 C SI 91 B SI 92 B SI 92 B FF 90 4-1 13 2B 7 3B BB	3	1	1	2	2	0	1
13 Asdrúbal Cabrera, S (1, 6) OBP: 0.271, SLG: 0.386	S FF 94 F SL 87 X SL 88 0-2 ② FC3-6 1-2f 3-H			C SI 91 C SL 85 B SI 93 F SI 94 B SI 94 B FF 94 F SI 94 B FF 95 4-2 BB	D CU 77 B CH 85 C FF 94 B SL 86 F FF 94 F FF 94 S FF 94 3-3 ③ K		X FF 97 0-0 ② P5		C CH 81 X CH 80 0-1 7 3B 1-3 2B	4	1	1	1	1	1	5
9 Ryan Raburn, R (1, 10) OBP: 0.306, SLG: 0.303	B SL 84 S FF 93 F SL 84 1 SAFE X SL 86 1-2 ③ G4-3			D SL 86 F FF 93 C FF 93 B FF 94 C FF 95 2-3 ① K		X SI 94 0-0 ① G4-3	S FF 98 B FF 99 B SL 86 X FF 97 2-1 1-2 2-H 3-H 1B		I IN 78 I IN 78 I IN 79 I IN 80 4-0 7 3B IBB	4	1	1	2	1	1	2
7 David Murphy, L (1, 9) OBP: 0.333, SLG: 0.636		C SI 90 B SL 85 B CH 85 F FF 93 X SL 85 2-2 HR		B FF 93 F FF 94 B SI 93 B FF 94 X FF 94 3-1 ② F7		C SI 95 X CH 88 0-1 ② L3	F FF 97 B FF 97 X FF 97 1-1 ③ L6		C CU 75 D SI 93 S CU 76 X CU 76 1-2 4 1B 1-H 2-H 3-H 3B	5	2	2	4	0	0	3
4 Mike Aviles, R (1, 5) OBP: 0.250, SLG: 0.367		B FF 93 F FF 92 B SI 93 X FF 93 2-1 ① F9		C SL 85 B FF 92 X SL 85 1-1 ③ G6-3		B SI 95 X SI 95 1-0 1B	F FF 95 X SL 85 0-1 ① P5		B SI 94 C SI 93 C SI 93 X SI 95 1-2 3-H 1B	5	0	2	1	0	0	1
Inning Stats	R: 3 E: 0 K: 1 S: 15 H: 2 LOB: 1 BB: 2 P: 27	R: 1 E: 0 K: 0 S: 10 H: 1 LOB: 0 BB: 0 P: 17	R: 0 E: 0 K: 0 S: 8 H: 1 LOB: 0 BB: 0 P: 14	R: 0 E: 0 K: 1 S: 11 H: 0 LOB: 1 BB: 1 P: 21	R: 2 E: 1 K: 1 S: 15 H: 2 LOB: 1 BB: 0 P: 27	R: 0 E: 0 K: 0 S: 6 H: 1 LOB: 1 BB: 0 P: 9	R: 2 E: 0 K: 1 S: 13 H: 2 LOB: 2 BB: 2 P: 25	R: 0 E: 0 K: 1 S: 8 H: 0 LOB: 1 BB: 1 P: 15	R: 4 E: 0 K: 2 S: 19 H: 3 LOB: 1 BB: 2 P: 34	1B: 7 2B: 1 3B: 1 HR: 3 SF: 0 SAC: 0 DP: 1 HBP: 0						WP: 1 PB: 0 SB: 1 CS: 0 PA: 47	

PITCHER		IP	WLS	BF	H	R	ER	SO	BB	IBB	HBP	BLK	WP	HR	S	P	ERA	WHIP
55 Felipe Paulino, R ERA: 7.98	(1, 1)	5.0		24	6	6	6	3	3	0	0	0	0	3	59	106	10.80	1.800
54 Ronald Belisario, R ERA: 15.19	(6, 1)	1.1	L	7	2	2	2	1	1	0	0	0	1	0	13	21	13.50	2.250
37 Scott Downs, L ERA: 16.2	(7, 1)	0.0		1	0	0	0	0	1	0	0	0	0	0	1	5	∞	∞
40 Daniel Webb, R ERA: 2.45	(7, 1)	1.0		4	1	0	0	0	0	0	0	0	0	0	7	10	0.00	1.000
46 Donnie Veal, L ERA: 9.0	(8, 1)	1.2		11	3	4	4	3	2	1	0	0	0	0	25	47	21.60	3.000

PITCHER	IP	WLS	BF	H	R	ER	SO	BB	IBB	HBP	BLK	WP	HR	S	P	ERA	WHIP

Cleveland Indians @ Chicago White Sox

U.S. Cellular Field, Chicago, IL

Sat Apr 12 2014, 2:11 PM - 5:38 PM EDT

Att. 27,332 - Cloudy - 70 F

livebaseballscorecards.com

BOTTOM

Batter	1	2	3	4	5	6	7	8	9	AB	R	H	RBI	BB	SO	LOB
1 Adam Eaton, L (1, 8) OBP: 0.448, SLG: 0.521	B FF 90 B FF 88 C FF 89 B FF 89 C FF 89 B FF 89 4-2 28 E 28 FC5 12 1B BB	X FF 89 0-0 HR		B SI 87 B SL 77 C SI 88 D SI 87 D SI 86 4-1 12 WP 1-2 BB	B SL 82 D FF 89 X FF 88 2-0 ③ G2-3			C FF 97 X KC 87 0-1 2B		3	2	2	1	2	0	2
28 Leury García, S (1, 4) OBP: 0.267, SLG: 0.214	C FF 90 X FF 92 0-1 FC5 12 1B 44 1B 1-3	C SI 88 F SI 90 B SI 91 F FF 93 C SL 82 1-3 ① K		B SI 87 2 SAFE L FF 88 L SL 78 S SL 83 1-3 ① K		X FF 89 0-0 ① G1-3		S FF 96 F FF 97 B FF 97 F FF 97 C KC 87 1-3 ② K		5	1	0	0	0	3	4
12 Conor Gillaspie, L (1, 5) OBP: 0.400, SLG: 0.447	B FF 90 S SI 90 S SI 91 F FF 92 B SL 82 B SL 81 X SI 89 3-2 79 BB 44 1B 1-3 3-H 1B	X SI 91 0-0 ② G4-3		B SL 80 B SI 90 B FF 91 C SI 89 B SI 91 4-1 1-2 2-3 BB		C FF 92 B SL 84 B FF 90 B FF 90 F FF 91 B FF 94 4-2 BB		B KC 86 F FF 97 F FF 96 S FF 97 1-3 ③ K		3	1	1	1	2	1	1
79 José Abreu, R (1, 3) OBP: 0.351, SLG: 0.604	B FF 90 B SI 91 B SI 88 C SI 89 S SI 88 B SI 89 4-2 10 FC5-4 44 1B 30 1B 1-2 BB	C SL 80 F SI 92 C SL 83 0-3 ③ K		S SL 78 F SL 83 X FF 92 0-2 ②③ G1-2-3 3-Hf		C FF 90 B FF 91 D FF 91 F FF 90 S CH 80 2-3 ② K			T FF 96 S FF 96 B FF 96 S FF 98 1-3 ① K	4	1	0	0	1	3	4
44 Adam Dunn, L (1, 10) OBP: 0.410, SLG: 0.483	X FF 93 0-0 10 FC5-4 1-2 2-H 3-H 1B		B SI 91 C SL 79 C SL 81 S FF 93 1-3 ① K		H SL 79 1-0 30 1B 10 1B 17 FC2 HBP	S SL 82 B SL 81 B SI 89 F SL 81 C FF 92 2-3 ③ K			X FF 96 0-0 ② G6-3	4	0	1	2	0	2	1
10 Alexei Ramirez, R (1, 6) OBP: 0.460, SLG: 0.630	B SL 81 S SI 89 X SI 91 1-1 ① FC5-4 30 1B 1-2f 2-3		B SL 80 B SI 90 B SI 88 B FF 88 4-0 30 FC3-6 BB		C FF 84 S SI 91 F SL 82 X SI 91 0-2 17 FC2 30 1B 20 G3 1-2 1B		C FC 92 X SL 79 0-1 ① P3		F FF 97 X FF 96 0-1 E4	4	1	1	0	1	0	2
30 Alejandro De Aza, L (1, 7) OBP: 0.222, SLG: 0.457	X SI 91 0-0 1-2 3-H 1B		C SI 89 B SL 81 1 SAFE B FF 92 S SI 88 1 SAFE F SI 90 X SL 82 2-2 ② FC3-6 1-2f		L FF 89 X SI 90 0-1 20 G3 17 FC2 1-2 2-3 1B		F FC 92 X FC 92 0-1 ② P5		F FF 95 X FF 97 0-1 ③ G4-3	5	0	2	1	0	0	2
17 Adrian Nieto, S (1, 2) OBP: 0.154, SLG: 0.231	F FF 90 C SL 80 B SL 82 B FF 93 S SL 83 2-3 ② K		S SI 88 B SI 90 B FF 89 C SI 88 B SL 83 S SI 89 3-3 ③ K		S FF 90 D SI 91 B SL 80 S SI 88 X SI 90 2-2 ① FC2 20 G3 1-2 2-3 3-Hf		B FC 91 C FC 90 T FC 93 F FC 94 X CH 85 1-2 ③ G4-3			4	0	0	0	0	2	6
20 Jordan Danks, L (1, 9) OBP: 0.200, SLG: 0.200	F SL 80 B SL 81 F SI 90 D SL 82 S SI 92 2-3 ③ K			B SI 88 B SI 87 B SI 85 C FF 87 X FF 89 3-1 12 WP 1 BB 79 G1-2-3 1B	B SL 78 X SI 88 1-0 ② G3 1-2 2-3 3-H			F FF 96 C KC 86 B FF 97 S KC 86 1-3 ① K		4	0	1	1	0	2	4

Inning Stats	1	2	3	4	5	6	7	8	9
	R: 4 E: 1 K: 2 S: 20 H: 3 LOB: 2 BB: 2 P: 36	R: 1 E: 0 K: 2 S: 9 H: 1 LOB: 0 BB: 0 P: 10	R: 0 E: 0 K: 2 S: 10 H: 0 LOB: 1 BB: 1 P: 20	R: 0 E: 0 K: 1 S: 10 H: 1 LOB: 2 BB: 2 P: 22	R: 1 E: 0 K: 0 S: 11 H: 2 LOB: 2 BB: 0 P: 17	R: 0 E: 0 K: 2 S: 9 H: 0 LOB: 1 BB: 1 P: 17	R: 0 E: 0 K: 0 S: 8 H: 0 LOB: 0 BB: 0 P: 9	R: 0 E: 0 K: 3 S: 12 H: 1 LOB: 1 BB: 0 P: 15	R: 0 E: 1 K: 1 S: 8 H: 0 LOB: 1 BB: 0 P: 9

1B: 6	SF: 0
2B: 1	SAC: 0
3B: 0	DP: 1
HR: 1	HBP: 1
WP: 1	PA: 43
PB: 0	
SB: 0	
CS: 0	

AB	36
R	6
H	8
RBI	6
BB	6
SO	13
LOB	26

PITCHER		IP	WLS	BF	H	R	ER	SO	BB	IBB	HBP	BLK	WP	HR	S	P	ERA	WHIP
63 Justin Masterson, R ERA: 5.87	(1, 1)	4.2		27	7	6	5	7	5	0	1	0	1	1	59	102	9.64	2.571
88 Josh Outman, L ERA: 1.69	(5, 1)	1.1	W	5	0	0	0	2	1	0	0	0	0	0	10	20	0.00	0.750
27 Bryan Shaw, R ERA: 3.38	(7, 1)	1.0	H	3	0	0	0	0	0	0	0	0	0	0	8	9	0.00	0.000
37 Cody Allen, R ERA:	(8, 1)	1.0	H	4	1	0	0	3	0	0	0	0	0	0	12	15	0.00	1.000
44 John Axford, R ERA: 1.69	(9, 1)	1.0		4	0	0	0	1	0	0	0	0	0	0	8	9	0.00	0.000

PITCHER		IP	WLS	BF	H	R	ER	SO	BB	IBB	HBP	BLK	WP	HR	S	P	ERA	WHIP

Cleveland Indians @ Chicago White Sox

U.S. Cellular Field, Chicago, IL

Sun Apr 13 2014, 3:26 PM - 7:27 PM EDT

Att. 14,281 - Overcast - 48 F

TOP

livebaseballscorecards.com

Batter	1	2	3	4	5	6	7	8	9	AB	R	H	RBI	BB	SO	LOB
13 Asdrúbal Cabrera, S (1, 6) OBP: 0.264, SLG: 0.354	C FF 92 C FF 90 S CU 78 0-3 ① **K**		F CH 86 B CU 80 1 SAFE F SI 91 F FF 91 B CH 85 B CU 80 1 SAFE X FF 91 3-2 ② P4		X FF 90 0-0 ② P6		B SI 92 F FF 98 B SL 83 C SI 91 B SL 85 B FF 97 4-2 BB		X SI 94 0-0 ② G3	4	0	0	0	1	1	4
33 Nick Swisher, S (1, 3) OBP: 0.267, SLG: 0.315	B FF 92 C CH 87 B FF 91 F FF 92 X FF 91 2-2 ② G3		B CU 80 C FF 89 D CH 86 B CH 86 F FF 91 1 SAFE B FF 90 4-2 1-2 BB		B FF 90 F CH 84 B FF 90 B FF 90 F FF 91 F CH 84 X FF 88 3-2 ③ G5-3		C FF 96 1 SAFE B SL 83 B FF 97 X FF 97 2-1 ③ F8		D SL 83 B SI 93 C SL 86 B SL 85 B SI 93 4-1 2-3 3-H BB	3	0	0	0	2	0	2
22 Jason Kipnis, L (1, 4) OBP: 0.362, SLG: 0.426	S FF 93 F FF 93 B FF 92 F CU 79 B FF 94 S FF 93 2-3 ③ **K**		X CU 80 0-0 ③ F8			C CU 78 F FF 90 B CU 77 B FF 90 B FF 91 F FF 90 X FF 89 3-2 9 F8 2B		C FF 97 B FF 97 B SI 92 S FF 98 B FF 98 F FF 98 B FF 97 4-2 9 G5-4-3 BB	C SI 93 X SL 84 0-1 ③ G4-3	4	0	1	0	1	1	4
41 Carlos Santana, S (1, 10) OBP: 0.386, SLG: 0.233		C CU 78 B FF 91 C CH 85 B CU 78 X FF 91 2-2 ① G3		C CH 82 X CU 79 0-1 ① G4-3		B FF 90 B FF 88 C CU 78 F FF 89 F FF 91 D CU 79 X FF 89 3-2 23 FC1-6 1B		1 SAFE B FF 96 F FF 96 1 SAFE X FF 96 1-1 ① P6		4	0	1	0	0	0	1
9 Ryan Raburn, R (1, 7) OBP: 0.275, SLG: 0.270		C FF 90 B CU 80 F FF 92 B FF 93 F FF 92 B CU 80 S FF 92 3-3 ② **K**		B FF 90 B CU 78 C FF 90 B FF 90 X FF 88 3-1 ② G6-3		B SL 87 B FF 89 B FF 90 C FF 89 F FF 90 X FF 90 3-2 ① F8 2-3		1 SAFE C FF 98 B FF 96 1 SAFE X FF 97 1-2 ②③ G5-4-3 1-2f		4	0	0	0	0	1	3
23 Michael Brantley, L (1, 8) OBP: 0.370, SLG: 0.417		B FF 93 F FF 92 F FF 92 F CU 78 B FF 92 B FF 92 B FF 92 4-2 BB		X SI 91 0-0 HR		F FF 90 F FF 90 X CU 78 0-2 ② FC1-6 1-2f			C FF 93 B SL 88 X SI 94 1-1 E3 10 1B 7 1B	3	2	1	1	1	0	2
10 Yan Gomes, R (1, 2) OBP: 0.349, SLG: 0.459		C FF 90 F FF 91 B FF 91 D CU 82 1 SAFE S FF 92 2-3 ③ **K**		C CU 78 F CH 85 B CU 77 B FF 90 T CH 84 2-2 ③ **K**		1 SAFE B SI 90 S FF 90 F CU 81 D CU 77 S FF 90 2-3 ③ **K**			1 SAFE F SI 93 1 SAFE F SI 93 1 SAFE 1 SAFE B SL 89 X SL 84 1-2 4 SH3-4 7 1B 33 WP 1B	4	1	1	0	0	3	3
7 David Murphy, L (1, 9) OBP: 0.325, SLG: 0.595			C CU 79 B FF 91 S FF 91 B CU 80 F FF 91 X FF 91 2-2 ① L8		B FF 88 B FF 89 B FF 89 C FF 89 X FF 90 3-1 ① G4-3		F SI 91 S SI 93 B SI 93 B SL 85 X SI 92 2-2 ① G3-1		B SI 93 X SI 94 1-0 33 WP 4 SH3-4 1-2 2-H 1B	4	0	1	1	0	0	0
4 Mike Aviles, R (1, 5) OBP: 0.286, SLG: 0.394			F FF 90 X FF 89 0-1 33 BB 1B		C FF 90 B CH 83 S FF 89 B CU 79 F FF 91 B FF 90 X FF 90 3-2 1B		B SL 84 X FF 98 1-0 ② F8		B SL 87 X FF 93 1-0 ① SH3-4 1-2 2-3	3	0	2	0	0	0	0
Inning Stats	R: 0 E: 0 K: 2 S: 10 H: 0 LOB: 0 BB: 0 P: 14	R: 0 E: 0 K: 2 S: 13 H: 0 LOB: 1 BB: 1 P: 24	R: 0 E: 0 K: 0 S: 13 H: 1 LOB: 2 BB: 1 P: 22	R: 1 E: 0 K: 1 S: 8 H: 1 LOB: 0 BB: 0 P: 13	R: 0 E: 0 K: 0 S: 11 H: 1 LOB: 1 BB: 0 P: 20	R: 0 E: 0 K: 1 S: 17 H: 2 LOB: 2 BB: 0 P: 28	R: 0 E: 0 K: 0 S: 8 H: 0 LOB: 1 BB: 1 P: 17	R: 0 E: 0 K: 0 S: 8 H: 0 LOB: 0 BB: 1 P: 14	R: 2 E: 1 K: 0 S: 11 H: 2 LOB: 2 BB: 1 P: 19	1B: 5 2B: 1 3B: 0 HR: 1 SF: 0 SAC: 1 DP: 1 HBP: 0						

AB	33
R	3
H	7
RBI	2
BB	5
SO	6
LOB	19

WP: 1 PB: 0 SB: 0 CS: 0 PA: 39

PITCHER		IP	WLS	BF	H	R	ER	SO	BB	IBB	HBP	BLK	WP	HR	S	P	ERA	WHIP
62 Jose Quintana, L ERA: 2.37	(1, 1)	6.0		25	5	1	1	6	2	0	0	0	0	1	72	121	1.50	1.167
39 Maikel Cleto, R ERA:	(7, 1)	2.0		7	0	0	0	0	2	0	0	0	0	0	16	31	0.00	1.000
27 Matt Lindstrom, R ERA: 5.4	(9, 1)	1.0	W	7	2	2	0	0	1	0	0	0	1	0	11	19	0.00	3.000

PITCHER	IP	WLS	BF	H	R	ER	SO	BB	IBB	HBP	BLK	WP	HR	S	P	ERA	WHIP

Batter	1	2	3	4	5	6	7	8	9	AB	R	H	RBI	BB	SO	LOB
1 Adam Eaton, L (1, 8) OBP: 0.419, SLG: 0.481	B SI 91 C SI 92 F SI 93 F SI 94 X CU 84 1-2 ① **G3**		C SI 91 S SL 87 F SI 92 X SL 89 0-2 ② **FC4-6** 5 FC6-4 1-2f		B SI 91 F SL 88 F SL 88 B SI 94 X CU 83 2-2 ③ **F9**			B SI 90 X SL 88 1-0 ① **F8**		4	0	0	0	0	0	1
5 Marcus Semien, R (1, 4) (9, 5) OBP: 0.316, SLG: 0.392	B SI 94 S SL 90 F SI 93 X SI 95 1-2 ② **G4-3**		B CU 79 B SL 88 B SI 92 C SI 91 X SI 93 3-1 ③ **FC6-4** 1-2f			B SI 91 F SL 86 F CU 79 S SL 86 1-3 ① **K**		F SI 92 B SI 89 B SL 87 B SI 93 F SI 93 X SI 94 3-2 **HR**		4	1	1	1	0	1	1
12 Conor Gillaspie, L (1, 5) OBP: 0.396, SLG: 0.439 14 Paul Konerko, R (8, PH) OBP: 0.111, SLG: 0.125 28 Leury García, S (9, 4) OBP: 0.267, SLG: 0.214	B SI 92 F SI 94 X SI 94 1-1 ③ **F7**			C SI 90 S SL 86 F SI 92 B SI 92 X CU 81 1-2 44 1B 24 1B **1B**		F SI 92 F SI 92 B SI 93 X CU 82 1-2 ② **P5**		B SL 84 F SI 90 B SI 92 B SL 85 X SI 91 3-1 ② **G5-3**		3 1 0	1 0 0	1 0 0	0 0 0	0 0 0	0 0 0	0 0 0
79 José Abreu, R (1, 3) OBP: 0.361, SLG: 0.588		B SI 92 F SI 93 X SI 94 1-1 ① **G6-3**		F SI 92 S SL 89 B FF 92 S CU 81 1-3 ① **K**	S SL 88 B SI 93 X SL 89 1-1 44 2B **1B**			B FF 95 S KC 85 C KC 84 B FF 95 B KC 85 B KC 84 4-2 **BB**		3	0	1	0	1	1	1
44 Adam Dunn, L (1, 10) OBP: 0.419, SLG: 0.515		S SI 92 S SI 93 S SI 94 0-3 ② **K**		F SI 92 F CH 84 B SI 93 B CU 81 D SL 90 X SI 92 3-2 24 E 24 1B 1-3 **1B**	S SL 87 B CH 84 X SI 93 1-1 1-3 **2B**			B FF 94 F FF 95 F FF 95 C KC 85 1-3 ③ **K**		4	0	2	0	0	2	1
24 Dayan Viciedo, R (1, 9) OBP: 0.382, SLG: 0.414 20 Jordan Danks, L (9, 9) OBP: 0.333, SLG: 0.200		X SI 92 0-0 **2B**		X SI 92 0-0 **E6** 30 G4-6-3 1-3 3-H **1B**		C SL 88 X SI 92 0-1 ③ **F9**			F FF 93 B CU 76 C FF 94 B SL 88 B FF 95 B FF 94 4-2 30 S 10 HR **BB**	3 0	0 1	2 0	1 0	0 1	0 0	2 0
30 Alejandro De Aza, L (1, 7) OBP: 0.200, SLG: 0.410		D SI 92 S CH 83 C SI 94 B SI 93 C CU 82 2-3 ③ **K**		X SI 90 0-0 ② ③ **G4-6-3** 1-2f			C SI 90 X CH 83 0-1 ① **L9**		F FF 94 B FF 94 S CU 77 X FF 94 1-2 ① **P5** 1-2	4	0	0	0	0	1	4
10 Alexei Ramirez, R (1, 6) OBP: 0.463, SLG: 0.680			X SI 91 0-0 21 FC5-4 **1B**		X SL 87 0-0 ① **G1-3**		X SI 92 0-0 ② **P6**		X FF 93 0-0 2-H **HR**	4	1	2	2	0	0	0
21 Tyler Flowers, R (1, 2) OBP: 0.417, SLG: 0.500			B SI 92 F SL 88 X SI 93 1-1 ① **FC5-4** 1 FC4-6 1-2f		C SI 92 C SI 91 F SL 89 F CU 84 B SI 93 S SL 87 1-3 ② **K**		C SI 92 B SL 88 F CU 81 C SI 94 1-3 ③ **K**			3	0	0	0	0	2	1
Inning Stats	R: 0 E: 0 K: 0 S: 9 H: 0 LOB: 0 BB: 0 P: 12	R: 0 E: 0 K: 2 S: 9 H: 1 LOB: 1 BB: 0 P: 12	R: 0 E: 0 K: 0 S: 9 H: 1 LOB: 1 BB: 0 P: 13	R: 1 E: 1 K: 1 S: 12 H: 3 LOB: 1 BB: 0 P: 17	R: 0 E: 0 K: 1 S: 9 H: 0 LOB: 0 BB: 0 P: 12	R: 0 E: 0 K: 1 S: 12 H: 2 LOB: 2 BB: 0 P: 16	R: 0 E: 0 K: 1 S: 6 H: 0 LOB: 0 BB: 0 P: 7	R: 1 E: 0 K: 1 S: 11 H: 1 LOB: 1 BB: 1 P: 23	R: 2 E: 0 K: 0 S: 6 H: 1 LOB: 0 BB: 1 P: 11	1B: 5 2B: 2 3B: 0 HR: 2 SF: 0 SAC: 0 DP: 1 HBP: 0					WP: 0 PB: 0 SB: 1 CS: 0	PA: 35	

PITCHER		IP	WLS	BF	H	R	ER	SO	BB	IBB	HBP	BLK	WP	HR	S	P	ERA	WHIP
28 Corey Kluber, R ERA: 5.4	(1, 1)	7.1		29	8	2	2	6	0	0	0	0	0	1	70	97	2.46	1.091
35 Marc Rzepczynski, L ERA:	(8, 1)	0.1		1	0	0	0	0	0	0	0	0	0	0	2	5	0.00	0.000
37 Cody Allen, R ERA:	(8, 1)	0.1		2	0	0	0	1	1	0	0	0	0	0	5	10	0.00	3.000
44 John Axford, R ERA: 4.76	(9, 1)	0.1	L	3	1	2	2	0	1	0	0	0	0	1	6	11	54.00	6.000

PITCHER	IP	WLS	BF	H	R	ER	SO	BB	IBB	HBP	BLK	WP	HR	S	P	ERA	WHIP

BOTTOM

Cleveland Indians @ Chicago White Sox

U.S. Cellular Field, Chicago, IL

Sun Apr 13 2014, 3:26 PM - 7:27 PM EDT

Att. 14,281 - Overcast - 48 F

livebaseballscorecards.com

AB	33
R	4
H	9
RBI	4
BB	2
SO	7
LOB	11

Cleveland Indians @ Detroit Tigers

Comerica Park, Detroit, MI

Wed Apr 16 2014, 7:10 PM - 10:32 PM EDT

Att. 23,811 - Clear - 41 F

TOP

livebaseballscorecards.com

Batter	1	2	3	4	5	6	7	8	9	AB	R	H	RBI	BB	SO	LOB
24 Michael Bourn, L (1, 8)	B FS 88 B FF 90 B FF 90 C FF 90 B FF 90 4-1 22 BB 33 BB 41 G6-4-3 BB	C SL 85 B SL 86 B FS 86 B FF 90 C SL 85 C SL 85 3-3 ② K			1 SAFE L FS 82 F FS 82 1 SAFE F SL 83 B FF 89 B SL 84 S CH 74 2-3 ① K		C FF 95 B SL 82 C FF 95 X SL 84 1-2 ① G4-3 2-3		B CU 78 1 SAFE X FF 93 1-0 ②③ L4-3 1-1	4	1	0	0	1	2	4
33 Nick Swisher, S (1, 3) OBP: 0.266, SLG: 0.298	1 SAFE B FF 90 1 SAFE C SL 84 B SL 86 1 SAFE F SL 84 B FS 85 B SL 84 4-2 41 G6-4-3 22 BB 1-2 BB	C FS 86 B SL 86 T FF 92 F CH 75 B SL 86 F FS 87 F FF 92 X SL 85 2-2 ③ F7			1 SAFE B FS 87 C FS 82 F FF 90 D SL 85 B SL 83 S FS 85 3-3 ② K 1-2		B FF 95 F SL 83 B FF 94 B FF 94 X SL 82 3-1 ② G5-3			3	0	0	0	1	1	3
22 Jason Kipnis, L (1, 4) OBP: 0.355, SLG: 0.400	B FF 91 C SL 83 B FF 92 B FF 90 D SL 85 4-1 41 G6-4-3 1-2 2-3 BB		C CH 88 B SL 85 S FS 85 F FF 91 F FF 90 X SL 86 1-2 ① F7		B FF 89 C FF 89 D SL 84 B FS 83 X FS 88 3-1 ③ G4-3		C FF 88 D CU 75 F FF 92 F SI 91 X CU 78 1-2 ③ G3			3	0	0	0	1	0	2
41 Carlos Santana, S (1, 10) OBP: 0.361, SLG: 0.213	C FF 91 D SL 85 B FF 91 X FS 85 2-1 ①② G6-4-3 1-2f 2-3 3-H		C FS 86 B FF 90 C FF 90 T SL 85 1-2 ② K			F FF 93 S SL 80 X FF 94 0-2 ① F9		F FF 92 X FF 93 0-1 ① G3-1		4	0	0	0	0	1	2
23 Michael Brantley, L (1, 7) OBP: 0.362, SLG: 0.392	B SL 85 C FS 86 F FS 87 X FF 91 1-2 ③ P5		X FF 90 0-0 ③ P6			C SL 80 C FF 95 B CH 85 H FF 95 2-2 13 S HBP		B SL 85 X SI 92 1-0 ② L7		3	0	0	0	0	0	1
13 Asdrúbal Cabrera, S (1, 6) OBP: 0.281, SLG: 0.353		C FS 84 F SL 83 F FF 90 B FF 91 F FS 86 X FS 87 1-2 E3 7 BB 10 3B		F FS 84 F SL 84 B SL 85 B FF 91 F FF 91 B CH 73 S SL 85 3-3 ① K		B FF 94 B FF 95 C FF 96 T FF 96 F FF 96 B FF 96 4-2 1-2 BB		B SI 93 X SL 84 1-0 1B		3	1	1	0	1	1	0
7 David Murphy, L (1, 9) OBP: 0.318, SLG: 0.550		B FF 89 1 SAFE B FF 90 B FS 85 C FF 90 B FF 90 4-1 10 3B 1-2 BB		C FF 90 C FF 91 B SL 84 F CH 74 B SL 86 C FF 91 2-3 ② K		C FF 95 C FF 96 T FF 97 0-2 ② K		1 SAFE X SI 92 0-0 ③ F9		3	1	0	0	1	2	3
10 Yan Gomes, R (1, 2) OBP: 0.362, SLG: 0.512		C FF 91 T FF 92 B SL 86 B FF 92 X FF 91 2-2 1-H 2-H 3B		B SL 85 F SI 90 C SI 92 S CH 72 1-3 ③ K		F FF 95 C SL 82 B FF 97 B FF 97 B SL 81 X FF 95 3-2 ③ L7			C SL 82 S SL 86 B SL 87 F FF 94 X SL 85 1-2 24 L4-3 1B	4	0	2	2	0	1	2
8 Lonnie Chisenhall, L (1, 5) OBP: 0.450, SLG: 0.632		C FF 91 F FF 92 S SL 87 0-3 ① K			F FS 86 X SL 83 0-1 33 S 1B		F FF 94 C FF 94 X FF 95 0-2 24 G4-3 2B		1 SAFE F FF 93 S SL 84 S SL 85 0-3 ① K	4	0	2	0	0	2	2
Inning Stats	R: 1 H: 0 E: 0 LOB: 1 K: 0 BB: 3 S: 9 P: 24	R: 2 H: 1 E: 1 LOB: 1 K: 2 BB: 1 S: 21 P: 33	R: 0 H: 0 E: 0 LOB: 0 K: 1 BB: 0 S: 9 P: 11	R: 0 H: 0 E: 0 LOB: 0 K: 3 BB: 0 S: 11 P: 17	R: 0 H: 1 E: 0 LOB: 1 K: 2 BB: 0 S: 11 P: 19	R: 0 H: 0 E: 0 LOB: 2 K: 1 BB: 1 S: 14 P: 23	R: 0 H: 1 E: 0 LOB: 1 K: 0 BB: 0 S: 12 P: 17	R: 0 H: 1 E: 0 LOB: 1 K: 0 BB: 0 S: 5 P: 7	R: 0 H: 1 E: 0 LOB: 0 K: 1 BB: 0 S: 8 P: 10	1B: 3 SF: 0 2B: 2 SAC: 0 3B: 1 DP: 2 HR: 0 HBP: 1						

	AB	31
	R	3
	H	5
	RBI	2
	BB	5
	SO	10
	LOB	19

WP: 0 PA: 37
PB: 0
SB: 2
CS: 0

PITCHER		IP	WLS	BF	H	R	ER	SO	BB	IBB	HBP	BLK	WP	HR	S	P	ERA	WHIP
19 Aníbal Sánchez, R ERA: 3.21	(1, 1)	5.0	L	21	2	3	2	8	4	0	0	0	0	0	61	104	3.60	1.200
57 Evan Reed, R ERA:	(6, 1)	1.2		8	1	0	0	1	1	0	1	0	0	0	22	35	0.00	1.200
46 Ian Krol, L ERA: 1.93	(7, 1)	0.1		1	0	0	0	0	0	0	0	0	0	0	4	5	0.00	0.000
62 Al Alburquerque, R ERA: 3.86	(8, 1)	1.0		4	1	0	0	0	0	0	0	0	0	0	5	7	0.00	1.000
44 Joba Chamberlain, R ERA: 6.75	(9, 1)	1.0		3	1	0	0	1	0	0	0	0	0	0	8	10	0.00	1.000

PITCHER		IP	WLS	BF	H	R	ER	SO	BB	IBB	HBP	BLK	WP	HR	S	P	ERA	WHIP

BOTTOM

Cleveland Indians @ Detroit Tigers

Comerica Park, Detroit, MI

Wed Apr 16 2014, 7:10 PM - 10:32 PM EDT

Att. 23,811 - Clear - 41 F

livebaseballscorecards.com

Batter	1	2	3	4	5	6	7	8	9	AB	R	H	RBI	BB	SO	LOB
3 Ian Kinsler, R (1, 4) OBP: 0.347, SLG: 0.468	X SI 90 0-0 48 G6-3 24 G6-3 2B		C FF 91 B CU 79 F FF 92 B CU 79 S FF 93 2-3 ② K		C SL 81 C SI 93 F FF 93 S CU 79 0-3 ③ K			B FF 95 F FF 95 1 SAFE X KC 84 1-1 48 S3-6-3-6 1-2 1B		4	1	2	0	0	2	0
48 Torii Hunter, R (1, 9) OBP: 0.297, SLG: 0.559	C FF 92 B SI 93 X SI 93 1-1 ① G6-3 2-3		C SI 93 B CU 78 X FF 93 1-1 ③ G6-3			C FF 91 F SL 82 B FF 91 X CU 79 1-2 ① F7		L FF 92 M KC 83 X FF 94 0-2 ① ② G3-6-3-6 1-2f 2-3		4	0	0	0	0	0	3
24 Miguel Cabrera, R (1, 3) OBP: 0.277, SLG: 0.364	F SI 93 F FF 95 D CH 84 X FF 94 1-2 ② G6-3 3-H			B FF 91 X CU 76 1-0 ① L9		C SI 92 B CH 82 F SI 93 F CH 81 T SI 92 1-2 ② K		X FF 94 0-0 41 1B 3-H 1B		4	0	1	2	0	1	0
41 Victor Martinez, S (1, 10) OBP: 0.357, SLG: 0.500	B SI 92 B SI 92 F FF 92 X SI 93 2-1 ③ G6-3			F FF 91 B CH 83 C CH 83 F FF 92 B CH 84 B SI 94 F FF 92 F FF 93 B CH 82 4-2 9 F8 14 1B BB		F SI 91 B CU 75 F FF 91 B FF 92 X CU 77 2-2 1B		F FF 94 F FF 94 B KC 85 B FF 94 F KC 85 X KC 84 2-2 1-2 1B		3	0	2	0	1	0	0
14 Austin Jackson, R (1, 8) OBP: 0.348, SLG: 0.524		C FF 92 X CU 75 0-1 13 CS 1B		B SI 92 B FF 92 C SI 93 F FF 93 F SI 92 B SI 94 F SI 93 F SI 94 X SI 92 3-2 1-2 1B		C FF 92 C SL 82 X CU 78 0-2 ③ F8		C FF 95 F KC 83 F FF 94 S KC 85 0-3 ③ K		4	0	2	0	0	1	3
9 Nick Castellanos, R (1, 5) OBP: 0.303, SLG: 0.400		1 SAFE B SI 91 F FF 91 F FF 93 X SI 94 1-2 ① F9		B CU 77 B CU 77 T FF 94 F FF 93 X FF 93 2-2 ② F8 2-3			C FC 89 B SL 78 B FC 90 F FC 90 B FC 92 X FC 90 3-2 ① F9		S SL 87 B SL 85 S CU 75 B SL 87 B CU 77 F FF 95 F SL 87 X SL 86 3-2 ① F8	4	0	0	0	0	0	3
13 Alex Avila, L (1, 2) OBP: 0.323, SLG: 0.231 17 Andrew Romine, S (9, PR) OBP: 0.214, SLG: 0.083		B FF 91 B SI 90 C SI 92 B FF 94 B SI 92 4-1 ② 1-2 BB		C SI 92 S FF 94 B SI 94 B FF 93 F FF 94 S FF 93 2-3 ③ K			C FC 90 X FC 90 0-1 28 G6-4-3 1B		C CU 77 S FF 94 B FF 94 B CU 78 X FF 94 2-2 E8 2B	3 0	0 0	2 0	0 0	1 0	1 0	2 0
28 Alex Gonzalez, R (1, 6) OBP: 0.214, SLG: 0.259 32 Don Kelly, L (9, PH) OBP: 0.333, SLG: 0.500		C FF 92 X SL 82 0-1 ③ F9			C SI 90 F SI 91 B FF 92 X CU 78 1-2 ① P2		B FC 90 C FC 90 B FC 90 B FC 90 F FC 90 X FC 91 3-2 ② ③ G6-4-3 1-2f		C CU 77 B FF 94 F CU 76 B SL 85 S CU 78 2-3 ② K	3 1	0 0	0 0	0 0	0 0	0 1	2 1
20 Rajai Davis, R (1, 7) OBP: 0.368, SLG: 0.394			C FF 91 F FF 94 B SL 82 X SL 82 1-2 ① F8		B SI 91 F SI 92 S CU 78 X SI 93 1-2 ② G4-3			F FF 95 C FF 94 B FF 95 B KC 85 F FF 95 X KC 85 2-2 E4 48 G3-6-3-6 3 1B 24 1B	B SL 87 F FF 94 B CU 76 S FF 95 X CU 77 2-2 ③ G6-3	4	1	0	0	0	0	1
Inning Stats	R: 1 H: 1 E: 0 LOB: 0 K: 0 BB: 0 S: 8 P: 12	R: 0 H: 1 E: 0 LOB: 1 K: 0 BB: 1 S: 8 P: 13	R: 0 H: 0 E: 0 LOB: 0 K: 1 BB: 0 S: 8 P: 12	R: 0 H: 1 E: 0 LOB: 2 K: 1 BB: 1 S: 19 P: 31	R: 0 H: 0 E: 0 LOB: 0 K: 1 BB: 0 S: 10 P: 12	R: 0 H: 1 E: 0 LOB: 1 K: 1 BB: 0 S: 13 P: 17	R: 0 H: 1 E: 0 LOB: 0 K: 0 BB: 0 S: 8 P: 14	R: 1 H: 3 E: 1 LOB: 2 K: 1 BB: 0 S: 18 P: 23	R: 0 H: 1 E: 1 LOB: 1 K: 1 BB: 0 S: 14 P: 23	1B: 7 SF: 0 2B: 2 SAC: 0 3B: 0 DP: 2 HR: 0 HBP: 0						

	AB	R	H	RBI	BB	SO	LOB
	34	2	9	2	2	6	15

WP: 0 PB: 0 SB: 0 CS: 1 PA: 36

PITCHER		IP	WLS	BF	H	R	ER	SO	BB	IBB	HBP	BLK	WP	HR	S	P	ERA	WHIP
34 Zach McAllister, R ERA: 2.04	(1, 1)	6.0	W	23	4	1	1	4	2	0	0	0	0	0	66	97	1.50	1.000
27 Bryan Shaw, R ERA: 2.84	(7, 1)	1.0	H	3	1	0	0	0	0	0	0	0	0	0	8	14	0.00	1.000
37 Cody Allen, R ERA:	(8, 1)	1.0	H	6	3	1	0	1	0	0	0	0	0	0	18	23	0.00	3.000
44 John Axford, R ERA: 4.05	(9, 1)	1.0	S	4	1	0	0	1	0	0	0	0	0	0	14	23	0.00	1.000

PITCHER	IP	WLS	BF	H	R	ER	SO	BB	IBB	HBP	BLK	WP	HR	S	P	ERA	WHIP

Cleveland Indians @ Detroit Tigers

Comerica Park, Detroit, MI

Thu Apr 17 2014, 1:10 PM - 4:46 PM EDT

Att. 25,990 - Sunny - 50 F

TOP

livebaseballscorecards.com

Batter	1	2	3	4	5	6	7	8	9	AB	R	H	RBI	BB	SO	LOB
24 Michael Bourn, L (1, 8) OBP: 0.300, SLG: 0.125	C FF 89 F FF 90 B CU 78 B CU 78 F FF 92 B CU 77 B FF 92 4-2 22 G6-4-3 BB		C CH 82 1 SAFE S CH 83 X CU 79 0-2 33 BB 1-2 1B		F CH 83 1 SAFE F FF 92 1 SAFE B FF 94 D CU 79 X CH 83 2-2 ① FC3-6 4 E 23 1B 1-2f	C SL 80 B SI 90 X FF 87 1-1 ② FC6-4 33 S 1-2f 2-3		B FF 93 1 SAFE D CH 84 X FF 93 2-0 ① FC4-6 4 CS 1-2f		4	1	1	0	1	0	4
33 Nick Swisher, S (1, 3) OBP: 0.261, SLG: 0.279	B CH 81 1 SAFE 1 SAFE F FF 92 T CH 83 B FF 93 1 SAFE F FF 92 B FF 92 3-3 ① S CH 82 K		B FF 93 B FF 94 F FF 94 F FF 94 F FF 95 B FF 95 F FF 96 B FF 95 4-2 1-2 2-3 BB		1 SAFE B FF 92 X FF 93 1-0 ② F9	B SL 85 C SL 84 S SL 86 X SI 94 1-2 ③ F7 1-2		C SL 84 S CU 80 B FF 96 S CU 81 1-3 ② K		4	0	0	0	1	2	5
22 Jason Kipnis, L (1, 4) OBP: 0.344, SLG: 0.385 4 Mike Aviles, R (3, 4) OBP: 0.289, SLG: 0.371	1 SAFE S CH 83 C CU 78 1 SAFE X CH 85 0-2 ② ③ G6-4-3 1-2f		C FF 95 F CU 80 S CU 82 0-3 ③ K		C FF 93 1 SAFE X CU 78 0-1 E5 41 S 23 1B 1-3		B SI 93 B SI 92 B SL 83 B SI 91 4-0 41 S 23 HR BB	1 SAFE 1 SAFE C SL 84 1 SAFE S SL 84 0-2 ③ CS 1-2	C FF 91 B CU 83 B SI 92 X SL 86 2-1 ① P3	2 2	0 2	0 0	0 0	1 1	4 1
41 Carlos Santana, S (1, 5) OBP: 0.348, SLG: 0.196		F FF 90 B FF 91 B CU 78 C FF 92 F CU 78 F CH 84 X CU 80 2-2 G3-1		S FF 89 B CU 77 S CH 81 B CU 79 B FF 92 S CH 83 3-3 ① K	C CU 81 B FF 95 1 SAFE B CH 84 B CU 82 D CH 84 4-1 23 1B 1-2 BB		B SL 84 C SL 84 D SL 84 F SL 84 F SL 86 F SL 85 S SL 86 2-3 ① K 1-2		B SI 91 C FF 92 B CH 87 C SI 92 F SL 88 F CU 81 C FF 92 2-3 ② K	4	0	0	0	1	3	1
23 Michael Brantley, L (1, 7) OBP: 0.365, SLG: 0.446		C FF 91 B FF 91 C FF 92 F FF 92 F FF 91 B FF 94 B FF 93 F CH 83 F CH 83 3-2 T FF 93 K		X FF 92 0-0 ② F8	F FF 95 X FF 95 0-1 1-3 2-H 3-H 1B		C FF 90 X CU 75 0-1 2-H HR		C FF 92 C CH 86 B SL 86 F FF 92 B FF 92 B SL 86 X SL 86 3-2 ③ F7	5	1	2	4	0	1	0
13 Asdrúbal Cabrera, S (1, 6) OBP: 0.295, SLG: 0.364		F FF 92 C CU 77 S CU 79 0-3 ③ K		B FF 90 S CH 81 X FF 90 1-1 E1 7 1B 1B	C CU 80 F CU 78 B FF 95 S FF 95 1-3 ③ K		C FF 89 B CH 82 B CH 82 F FF 89 X CU 74 2-2 1B			4	1	2	0	0	2	2
7 David Murphy, L (1, 9) OBP: 0.333, SLG: 0.535			B FF 89 B FF 90 B FF 89 C FF 89 F FF 91 F FF 92 B FF 92 4-2 10 G4-3 BB	S CH 83 C CU 79 B FF 94 B FF 94 F FF 94 F CU 82 B CU 81 X CH 86 3-2 2-H 1B		C FF 92 X SL 84 0-1 ① P6	1 SAFE 1 SAFE 1 SAFE C CU 76 X FF 91 0-1 ② F8			3	0	1	1	1	0	1
10 Yan Gomes, R (1, 2) OBP: 0.333, SLG: 0.467			C FF 93 B SL 84 B SL 86 C SL 84 X FF 94 2-2 ① ② G4-3 1-2f	1 SAFE F SL 88 1 SAFE F FF 96 C CU 80 0-3 ③ K		B FF 92 X SI 91 1-0 E6 24 FC6-4 8 1B	1 SAFE 1 SAFE 1 SAFE C SL 83 D SL 86 1 SAFE F FF 94 B FF 96 S CU 80 2-3 ③ K		4	0	0	0	0	2	3
8 Lonnie Chisenhall, L (1, 10) OBP: 0.542, SLG: 0.696			C FF 91 F FF 91 X CU 79 0-2 33 BB 24 1B 1B		B FF 90 C FF 90 B FF 91 T CH 81 F FF 91 X FF 91 2-2 24 FC3-6 1B	B SL 79 S FF 88 S SI 89 F SL 79 F FF 90 X SL 82 1-2 24 FC6-4 1-2 1B		X FF 91 0-0 24 FC4-6 1B		4	0	4	0	0	0	0

Inning Stats	1	2	3	4	5	6	7	8	9
	R: 0 E: 0 K: 1 S: 10 H: 0 LOB: 0 BB: 1 P: 17	R: 0 E: 0 K: 2 S: 15 H: 0 LOB: 0 BB: 0 P: 20	R: 0 E: 0 K: 1 S: 19 H: 2 LOB: 3 BB: 2 P: 29	R: 1 E: 1 K: 2 S: 14 H: 2 LOB: 1 BB: 0 P: 21	R: 2 E: 1 K: 1 S: 16 H: 2 LOB: 2 BB: 1 P: 26	R: 0 E: 1 K: 0 S: 13 H: 1 LOB: 2 BB: 0 P: 17	R: 2 E: 0 K: 2 S: 15 H: 2 LOB: 1 BB: 1 P: 25	R: 0 E: 0 K: 1 S: 7 H: 1 LOB: 0 BB: 0 P: 10	R: 0 E: 0 K: 1 S: 11 H: 0 LOB: 0 BB: 0 P: 18

	AB	36
	R	5
	H	10
	RBI	5
	BB	5
	SO	11
	LOB	21

1B: 9 SF: 0 WP: 0 PA: 42
2B: 0 SAC: 0 PB: 0
3B: 0 DP: 2 SB: 3
HR: 1 HBP: 0 CS: 1

PITCHER		IP	WLS	BF	H	R	ER	SO	BB	IBB	HBP	BLK	WP	HR	S	P	ERA	WHIP
35 Justin Verlander, R ERA: 2.08	(1, 1)	5.0	W	24	6	3	0	7	4	0	0	0	0	0	74	113	0.00	2.000
40 Phil Coke, L ERA: 11.57	(6, 1)	0.2	H	4	1	0	0	0	0	0	0	0	0	0	10	13	0.00	1.500
62 Al Alburquerque, R ERA: 5.06	(6, 1)	0.2	H	3	0	1	1	1	1	0	0	0	0	0	8	15	13.50	1.500
46 Ian Krol, L ERA: 3.6	(7, 1)	0.1	H	3	2	1	1	0	0	0	0	0	0	1	7	9	27.00	6.000
44 Joba Chamberlain, R ERA: 5.06	(7, 1)	1.1	H	4	1	0	0	2	0	0	0	0	0	0	10	15	0.00	0.750

PITCHER		IP	WLS	BF	H	R	ER	SO	BB	IBB	HBP	BLK	WP	HR	S	P	ERA	WHIP
36 Joe Nathan, R ERA: 7.94	(9, 1)	1.0	S	3	0	0	0	1	0	0	0	0	0	0	11	18	0.00	0.000

Cleveland Indians @ Detroit Tigers

Comerica Park, Detroit, MI

Thu Apr 17 2014, 1:10 PM - 4:46 PM EDT

Att. 25,990 - Sunny - 50 F

livebaseballscorecards.com

BOTTOM

Batter	1	2	3	4	5	6	7	8	9	AB	R	H	RBI	BB	SO	LOB
3 Ian Kinsler, R (1, 4) OBP: 0.352, SLG: 0.519	C FF 88 B FF 89 X SL 89 1-1 ① F9		1 SAFE C FF 92 1 SAFE X FF 90 0-1 ③ P3		D SL 86 B FF 94 S FF 94 B SI 93 X FF 94 3-1 1-H 2-H HR	1 SAFE B CU 83 B SI 94 X SI 92 2-0 1-H 48 CS 48 S 1B		B CH 85 X SL 87 1-0 ③ FC6-4 1-2f		5	1	2	4	0	0	2
48 Torii Hunter, R (1, 9) OBP: 0.293, SLG: 0.526	C FF 90 X FF 90 0-1 ② G6-3			C SL 79 B SL 82 X FF 90 1-1 ① G5-3	B FF 92 F FF 95 F FF 96 B FF 97 F CH 84 F CH 82 X FF 95 2-2 24 2B 14 SF7 1B	C FF 96 B FF 97 B FF 96 X FF 95 2-1 ②③ 1-3 F8				4	1	1	0	0	0	1
24 Miguel Cabrera, R (1, 3) OBP: 0.294, SLG: 0.396	B FF 93 B FF 95 C FF 94 X SL 85 2-1 ③ G3-1			X SI 89 0-0 41 1B 14 SF8 1B	B CH 82 X CH 81 1-0 9 BB 1-3 2B		F FC 92 F FC 92 B FC 92 X CH 84 1-2 ① F8			4	1	2	0	0	0	0
41 Victor Martinez, S (1, 10) OBP: 0.370, SLG: 0.488		C SI 89 C FF 92 F FF 95 X CH 82 0-2 ① L4		B SI 91 B SI 89 X SI 92 2-0 1-3 1B	I IN 75 I IN 76 I IN 78 I IN 74 4-0 9 BB IBB		B FC 92 B FC 92 B FC 90 C FC 92 F FC 91 X FC 92 3-2 ② G4-3			3	0	1	0	1	0	0
14 Austin Jackson, R (1, 8) OBP: 0.320, SLG: 0.500		B FF 91 F FF 90 S CH 81 B FF 97 B FF 95 F FF 95 S CH 84 3-3 ② K		C CH 81 X FF 94 0-1 ② SF8 3-H	B FF 92 B FF 92 F FF 93 F FF 94 X CH 84 2-2 ② SF7 3-H		B FC 92 X FC 92 1-0 ③ G5-3			2	0	0	2	0	1	0
9 Nick Castellanos, R (1, 5) OBP: 0.324, SLG: 0.394 17 Andrew Romine, S (8, PR) OBP: 0.214, SLG: 0.083 (9, 6)		X FF 89 0-0 ③ F9		S FF 95 B FF 95 X CH 83 1-1 ③ F7	B CU 82 B SI 92 B SI 90 C SI 90 B SI 92 4-1 1-2 2-3 BB			S FF 90 B CU 80 T FF 91 X CU 80 1-2 13 E 13 S 20 1B 1B		3 0	0 1	1 0	0 0	1 0	0 0	1 0
13 Alex Avila, L (1, 2) OBP: 0.314, SLG: 0.207			S SI 88 B SI 89 F FF 93 S CH 81 1-3 ① K	B SI 90 C SI 92 C CH 82 B SI 94 B SL 83 D CH 84 4-2 28 BB 3 HR BB C SI 91 S SI 92 B CU 82 B SI 89 X SI 93 2-2 ③ F8				B FF 90 C SL 86 F FF 90 S CU 79 1-3 ① K 1-3		3	1	0	0	1	2	4
28 Alex Gonzalez, R (1, 6) OBP: 0.219, SLG: 0.233 (9, 5)			C FF 94 F SL 84 S SI 92 0-3 ② K		B FF 93 B FF 91 B FF 92 B FF 92 4-0 3 HR 1-2 BB	B SI 92 F SI 92 F SI 93 B CU 83 F SI 93 F CU 83 F CU 85 F SI 94 F CU 83 3-2 ① F7		B CH 86 X SL 86 1-0 ② G1-3		3	1	0	0	1	1	2
20 Rajai Davis, R (1, 7) OBP: 0.405, SLG: 0.417			B FF 96 C FF 95 B FF 94 S FF 93 X FF 97 2-2 1B		L FF 93 X CH 82 0-1 ① F5	H SI 93 1-0 3 E 3 1B HBP		C FF 92 B CU 80 X SL 88 1-1 3 FC6-4 3-H 1B		3	1	2	1	0	0	2
Inning Stats	R: 0 E: 0 K: 0 S: 6 H: 0 LOB: 0 BB: 0 P: 9	R: 0 E: 0 K: 1 S: 9 H: 0 LOB: 0 BB: 0 P: 12	R: 0 E: 0 K: 2 S: 11 H: 1 LOB: 1 BB: 0 P: 14	R: 1 E: 0 K: 0 S: 8 H: 2 LOB: 1 BB: 0 P: 12	R: 4 E: 0 K: 0 S: 19 H: 3 LOB: 3 BB: 4 P: 45	R: 1 E: 1 K: 0 S: 11 H: 1 LOB: 0 BB: 0 P: 19	R: 0 E: 0 K: 0 S: 7 H: 0 LOB: 0 BB: 0 P: 12	R: 1 E: 1 K: 1 S: 10 H: 2 LOB: 1 BB: 0 P: 15		1B: 7 2B: 1 3B: 0 HR: 1 SF: 2 SAC: 0 DP: 0 HBP: 1						

WP: 0	PA: 37
PB: 0	
SB: 2	
CS: 1	

AB	30
R	7
H	9
RBI	7
BB	4
SO	4
LOB	12

PITCHER		IP	WLS	BF	H	R	ER	SO	BB	IBB	HBP	BLK	WP	HR	S	P	ERA	WHIP
31 Danny Salazar, R ERA: 7.71	(1, 1)	4.2	L	23	6	5	5	3	2	1	0	0	0	1	49	82	9.64	1.714
20 C.C. Lee, R ERA: 3.0	(5, 1)	0.2		5	1	1	0	0	1	0	1	0	0	0	13	25	0.00	3.000
49 Blake Wood, R ERA: 8.44	(6, 1)	0.2		1	0	0	0	0	0	0	0	0	0	0	2	4	0.00	0.000
27 Bryan Shaw, R ERA: 2.45	(7, 1)	1.0		3	0	0	0	0	0	0	0	0	0	0	7	12	0.00	0.000
48 Scott Atchison, R ERA: 1.23	(8, 1)	1.0		5	2	1	1	1	0	0	0	0	0	0	10	15	9.00	2.000

PITCHER	IP	WLS	BF	H	R	ER	SO	BB	IBB	HBP	BLK	WP	HR	S	P	ERA	WHIP

Batter	1	2	3	4	5	6	7	8	9	AB	R	H	RBI	BB	SO	LOB
53 Melky Cabrera, S (1, 7) OBP: 0.350, SLG: 0.538	B FF 91 C SI 88 X FF 91 1-1 1B		B FF 91 C SI 87 1 SAFE X FF 92 1-1 19 BB 1-2 1B		B FF 86 S SI 85 X FF 89 1-1 66 SH1-4 1B		C SI 89 D SL 83 F SI 90 B SI 91 X SL 84 2-2 19 E 66 1B 10 1B 1-2 1B		X FF 89 0-0 ② G6-3	5	1	4	0	0	0	0
66 Munenori Kawasaki, L (1, 4) OBP: 0.308, SLG: 0.333 1 Jonathan Diaz, R (9, 6) OBP: 0.323, SLG: 0.231	B SI 86 L FF 88 S FF 88 X FF 91 1-2 ① F8		B FF 91 C SI 88 F SI 88 S SL 81 1-3 ② K		F SI 84 X FF 90 0-1 ① SH1-4 1-2		X SI 90 0-0 10 1B 19 E 30 G2-3 1-2 2-H 1B		B SL 82 B SL 82 B FF 89 C FF 90 C FF 90 F FF 92 B FF 89 4-2 BB	3 0	0 0	1 0	1 0	1 0	1 0	3 0
19 José Bautista, R (1, 10) OBP: 0.453, SLG: 0.618	C FF 92 F FF 92 S SL 81 0-3 ② K		B SI 89 B FF 92 B SI 88 2 SAFE B SI 89 4-0 1-2 2-3 BB		B SL 79 C SI 86 C SL 81 S SI 91 1-3 ② K		B FF 95 1 SAFE I IN 59 I IN 62 I IN 62 4-0 10 1B 1-2 2-3 IBB		C SI 90 C CU 82 B CU 83 B CU 82 F SI 93 B CU 82 F SI 92 F SI 92 F CU 82 3-2 X SI 92 ③ G6-3	3	0	0	0	2	2	3
10 Edwin Encarnación, R (1, 3) OBP: 0.329, SLG: 0.338	C FF 92 1 SAFE C SL 81 F SI 92 F SI 92 1 SAFE S SL 82 0-3 ③ K		B SI 87 C FF 90 F SI 87 S SL 82 1-3 ③ K		C SL 80 X SI 90 0-1 ③ G4-3		B FF 96 B FF 96 B FF 96 C FF 95 F FF 96 X FF 96 3-2 1-2 2-3 3-H 1B			4	0	1	1	0	2	5
30 Dioner Navarro, S (1, 2) OBP: 0.266, SLG: 0.305		B FF 87 B FF 88 X FF 88 2-0 ① G4-3		L SI 85 SI 90 X FF 93 0-2 ① G4-3		C SI 84 X SI 89 0-1 ① G4-3	B FF 95 B FF 95 C FF 95 F FF 96 X KC 85 2-2 ② ③ G2-3 3-Hf			4	0	0	0	0	0	3
28 Colby Rasmus, L (1, 8) OBP: 0.274, SLG: 0.466		C FF 90 X SI 90 0-1 ② G6-3		X SI 90 0-0 13 WP 13 1B 2B		F FF 89 S FF 91 X FF 92 0-2 ② P5		C FF 91 C CU 80 B FF 91 B CU 79 C FF 91 2-3 ① K		4	1	1	0	0	1	0
13 Brett Lawrie, R (1, 5) OBP: 0.174, SLG: 0.277		X FF 91 0-0 ③ F7		C FF 93 S SL 83 F SI 91 B SL 83 D SL 83 X SI 91 2-2 2-H 1B		C SL 80 F SL 81 B FF 92 B SL 83 F SI 90 F SI 91 S SL 83 2-3 ③ K		C SL 88 C FF 92 B CU 82 S SL 88 1-3 ② K		4	0	1	1	0	2	0
14 Moisés Sierra, R (1, 9) OBP: 0.130, SLG: 0.091			C SI 88 B SL 81 S SI 88 T SI 91 1-2 ① K	1 SAFE S SI 87 F SI 89 C SL 82 0-3 ② K		C SI 84 F SI 89 S SL 82 0-3 ① K	T SL 87 B FF 92 X SL 88 1-1 ③ G6-3			4	0	0	0	0	3	1
17 Ryan Goins, L (1, 6) OBP: 0.200, SLG: 0.167 (9, 4)			C FF 90 X FF 92 0-1 19 BB 53 1B 1B	B SI 88 S SI 86 B SI 89 F FF 89 B SI 89 F SI 88 X SI 87 3-2 ③ G4-3		B SI 84 C SI 84 B FF 90 B SI 84 B SI 81 4-1 53 1B 66 1B BB		C FF 88 B SL 82 C SL 82 C FF 91 1-3 ① K	3	1	1	0	1	1	1
Inning Stats	R: 0 E: 0 K: 2 S: 13 H: 1 LOB: 1 BB: 0 P: 15	R: 0 E: 0 K: 0 S: 4 H: 0 LOB: 0 BB: 0 P: 6	R: 0 E: 0 K: 3 S: 13 H: 2 LOB: 3 BB: 1 P: 21	R: 1 E: 0 K: 1 S: 15 H: 2 LOB: 1 BB: 0 P: 20	R: 0 E: 0 K: 1 S: 9 H: 1 LOB: 1 BB: 0 P: 11	R: 0 E: 0 K: 1 S: 10 H: 0 LOB: 0 BB: 0 P: 12	R: 2 E: 1 K: 1 S: 14 H: 3 LOB: 2 BB: 2 P: 29	R: 0 E: 0 K: 2 S: 8 H: 0 LOB: 0 BB: 0 P: 12	R: 0 E: 0 K: 1 S: 14 H: 0 LOB: 1 BB: 1 P: 22	1B: 8 2B: 1 3B: 0 HR: 0 SF: 0 SAC: 1 DP: 1 HBP: 0						

PITCHER		IP	WLS	BF	H	R	ER	SO	BB	IBB	HBP	BLK	WP	HR	S	P	ERA	WHIP
63 Justin Masterson, R ERA: 4.98	(1, 1)	6.1		27	6	2	2	9	2	0	0	0	1	0	68	93	2.84	1.263
35 Marc Rzepczynski, L ERA: 1.35	(7, 1)	0.0	L	2	2	0	0	0	0	0	0	0	0	0	4	6	∞	∞
37 Cody Allen, R ERA:	(7, 1)	0.2		3	1	1	1	0	0	1	0	0	0	0	6	15	13.50	1.500
48 Scott Atchison, R ERA: 1.08	(8, 1)	1.0		3	0	0	0	2	0	0	0	0	0	0	8	12	0.00	0.000
88 Josh Outman, L ERA: 1.5	(9, 1)	0.2		3	0	0	0	1	1	0	0	0	0	0	7	12	0.00	1.500

PITCHER		IP	WLS	BF	H	R	ER	SO	BB	IBB	HBP	BLK	WP	HR	S	P	ERA	WHIP
20 C.C. Lee, R ERA: 2.7	(9, 1)	0.1		1	0	0	0	0	0	0	0	0	0	0	7	10	0.00	0.000

TOP

Toronto Blue Jays @ Cleveland Indians

Progressive Field, Cleveland, OH

Fri Apr 18 2014, 7:06 PM - 10:20 PM EDT

Att. 16,335 - Partly Cloudy - 54 F

livebaseballscorecards.com

AB	34
R	3
H	9
RBI	3
BB	4
SO	12
LOB	16

WP: 1	PA: 39		
PB: 0			
SB: 0			
CS: 0			

Batter	1	2	3	4	5	6	7	8	9	AB	R	H	RBI	BB	SO	LOB
24 Michael Bourn, L (1, 8) OBP: 0.200, SLG: 0.077	C FF 90 F FF 90 C FF 89 0-3 ① K		C CH 89 T FF 91 X FF 91 0-2 ② F8		X FF 91 0-0 ② G1-3		C SI 91 C CU 84 S FF 92 0-3 ① K		M FF 93 L FF 94 S SL 85 0-3 ① K	5	0	0	0	0	3	1
33 Nick Swisher, S (1, 3) OBP: 0.284, SLG: 0.292	X FF 91 0-0 1B		B CH 86 X CH 84 1-0 22 1B		B FF 91 C SL 83 F SL 81 B FF 91 S SL 86 2-3 ③ K		B CU 83 B FF 90 B FF 90 B SI 91 4-0 22 1B BB		C SL 85 F SL 85 C SL 85 0-3 ② K	4	0	2	0	1	2	1
22 Jason Kipnis, L (1, 4) OBP: 0.377, SLG: 0.411	B FF 90 1 SAFE D CH 89 F FF 90 X FF 91 2-1 ② F8		C FF 91 X FF 92 0-1 1-2 1B			B SI 90 S CH 84 F CH 84 B FF 93 X SL 82 2-2 41 HR 1B	X FF 90 0-0 1-2 1B		S CH 83 S SL 85 D SL 85 B FF 91 B SL 84 D SL 86 4-2 41 BB BB	4	1	3	0	1	0	1
41 Carlos Santana, S (1, 5) OBP: 0.352, SLG: 0.255	1 SAFE B FF 90 B CH 83 X FF 90 2-0 ③ G3		B FF 91 C FF 90 X SL 84 1-1 ③ P2			D CH 83 B SI 91 1 SAFE C SI 90 B FF 91 F FF 91 X FF 91 3-2 1-H HR	D CU 84 F FF 92 S CU 83 C FF 92 1-3 ② K		B CH 86 B FF 93 C SL 85 S SL 85 D SL 85 F SL 85 D FF 90 4-2 1-2 2-3 BB	4	1	1	2	1	1	5
23 Michael Brantley, L (1, 7) OBP: 0.353, SLG: 0.426		B FF 90 X CH 85 1-0 ① F9		B SI 89 C FF 91 B FF 92 B FF 91 C CH 84 X FF 92 3-2 7 S 1B		B FF 91 F CH 85 F FF 90 F SL 84 B SL 84 X SL 85 2-2 ① G6-3	C CU 84 X CU 84 0-1 ③ G4-3		B CH 84 X FF 92 1-0 ③ G3	5	0	1	0	0	0	5
13 Asdrúbal Cabrera, S (1, 6) OBP: 0.292, SLG: 0.390		B FF 92 C FF 91 B FF 92 F CH 85 F FF 91 F CH 85 F SL 84 S SL 84 2-3 ② K		1 SAFE B FF 90 1 SAFE S FF 90 1 SAFE F CH 83 B SL 83 C FF 90 2-3 ① K		X CH 84 0-0 3B		B FF 92 S FF 92 B FF 94 B FF 93 X FF 92 3-1 ① F9		4	0	1	0	0	2	1
7 David Murphy, L (1, 9) OBP: 0.346, SLG: 0.522	C FF 91 B FF 91 B FF 91 X FF 91 2-1 1B			1 SAFE F CH 89 B CH 84 F CH 84 B SL 88 F FF 91 F SL 82 1 SAFE F SL 82 2-3 ② K 1-2 F CH 89 F SL 81 S FF 93		B FF 91 B CH 85 C FF 92 B CH 85 B FF 91 4-1 BB		X FF 93 0-0 ② F7		3	0	1	0	1	1	1
10 Yan Gomes, R (1, 2) OBP: 0.309, SLG: 0.429	C FF 91 C FF 91 B FF 92 D SL 85 B FF 91 F FF 91 C SL 84 3-3 ③ K			B SL 83 F SL 82 F SI 90 S FF 90 1-3 ③ K		X FF 92 0-0 ② P6		B FF 94 S FF 94 F FF 95 X SL 86 1-2 ③ L9		4	0	0	0	0	2	4
8 Lonnie Chisenhall, L (1, 10) OBP: 0.500, SLG: 0.667			C FF 88 T SL 82 B SL 88 S FF 89 1-3 ① K		B FF 90 C FF 89 S FF 91 S SL 86 1-3 ① K	B FF 91 F FF 91 B FF 91 F FF 91 T CH 86 2-2 ③ K			F FF 93 B FF 93 X FF 92 1-1 41 BB 2B	4	0	1	0	0	3	2
Inning Stats	R: 0 E: 0 K: 1 S: 7 H: 1 LOB: 1 BB: 0 P: 11	R: 0 E: 0 K: 2 S: 13 H: 1 LOB: 1 BB: 0 P: 21	R: 0 E: 0 K: 1 S: 11 H: 2 LOB: 2 BB: 0 P: 14	R: 0 E: 0 K: 3 S: 17 H: 1 LOB: 1 BB: 0 P: 25	R: 0 E: 0 K: 2 S: 7 H: 0 LOB: 0 BB: 0 P: 10	R: 2 E: 0 K: 1 S: 17 H: 3 LOB: 2 BB: 1 P: 30	R: 0 E: 0 K: 2 S: 9 H: 1 LOB: 2 BB: 1 P: 14	R: 0 E: 0 K: 0 S: 6 H: 0 LOB: 0 BB: 0 P: 10	R: 0 E: 0 K: 2 S: 14 H: 1 LOB: 3 BB: 2 P: 24	1B: 7 2B: 1 3B: 1 HR: 1 SF: 0 SAC: 0 DP: 0 HBP: 0						

PITCHER	IP	WLS	BF	H	R	ER	SO	BB	IBB	HBP	BLK	WP	HR	S	P	ERA	WHIP
36 Drew Hutchison, R (1, 1) ERA: 3.6	5.1		24	8	2	2	9	0	0	0	0	0	1	67	100	3.38	1.500
50 Steve Delabar, R (6, 1) ERA: 5.68	0.2	W	3	0	0	0	1	1	0	0	0	0	0	5	11	0.00	1.500
27 Brett Cecil, L (7, 1) ERA:	1.0	H	5	1	0	0	2	1	0	0	0	0	0	9	14	0.00	2.000
45 Neil Wagner, R (8, 1) ERA: 1.5	1.0	H	3	0	0	0	0	0	0	0	0	0	0	6	10	0.00	0.000
21 Sergio Santos, R (9, 1) ERA: 7.11	1.0	S	6	1	0	0	2	2	0	0	0	0	0	14	24	0.00	3.000

PITCHER	IP	WLS	BF	H	R	ER	SO	BB	IBB	HBP	BLK	WP	HR	S	P	ERA	WHIP

BOTTOM

Toronto Blue Jays @ Cleveland Indians

Progressive Field, Cleveland, OH

Fri Apr 18 2014, 7:06 PM - 10:20 PM EDT

Att. 16,335 - Partly Cloudy - 54 F

livebaseballscorecards.com

AB	37
R	2
H	10
RBI	2
BB	4
SO	14
LOB	21

WP: 0 PB: 0 SB: 1 CS: 0

PA: 41

Batter	1	2	3	4	5	6	7	8	9	AB	R	H	RBI	BB	SO	LOB
7 José Reyes, S (1, 6) OBP: 0.167, SLG: 0.167	C SI 90 B SI 92 X SL 88 1-1 P6	S SL 88 B SI 93 X SL 88 1-1 3-H 1B		B SI 91 C SI 90 D CH 84 C SI 92 X CH 84 2-2 G3			C SI 92 X CU 81 0-1 G1-3	F SI 91 X CH 85 0-1 P3		5	0	1	1	0	0	3
53 Melky Cabrera, S (1, 7) OBP: 0.353, SLG: 0.566	B SI 91 F SI 91 B CH 84 X SI 92 2-1 19 1B 3B	1 SAFE C SI 90 S CU 80 X SI 92 0-2 F7			F CH 82 X SI 91 0-1 2B		C SI 92 C CU 82 B CH 85 C SI 94 1-3 K		B FF 96 B FF 96 F FF 94 B FF 95 S FF 94 C FF 93 3-3 K	5	1	2	0	0	2	1
19 José Bautista, R (1, 9) OBP: 0.450, SLG: 0.593	X SI 92 0-0 10 G5-3 10 PB 30 1B 3-H 1B		C SI 91 B CU 81 X SI 91 1-1 F9		L SL 89 X SI 92 0-1 G1-3		C CU 83 B SL 90 B CH 85 F SI 93 B CU 83 B CU 84 4-2 10 2B 30 1B BB		C FF 96 B SL 91 B FF 96 B FF 95 F FF 95 X FF 95 3-2 F7	4	2	1	1	1	0	1
10 Edwin Encarnación, R (1, 3) OBP: 0.321, SLG: 0.343	C FF 92 B SL 87 X SI 92 1-1 G5-3 1-3		B SI 91 C SL 86 F SI 92 X SL 88 1-2 F9		X SI 92 0-0 G6-3		B CU 80 B SI 93 F SI 93 C SL 89 F SI 93 X CU 83 2-2 30 1B 1-3 2B		C FF 96 F FF 96 B SL 90 S SL 90 1-3 K	5	1	1	0	0	1	2
30 Dioner Navarro, S (1, 2) OBP: 0.279, SLG: 0.317	B SI 91 F SI 92 F SL 88 X CU 80 1-2 3-H 1B		C SI 92 B CU 81 S SI 92 F SI 93 X CH 86 1-2 G4-3		B SI 91 B SI 92 S SI 92 F SI 93 S SL 90 2-3 K		B SI 92 X SI 92 1-0 2-H 3-H 1B			4	0	2	3	0	1	1
28 Colby Rasmus, L (1, 8) OBP: 0.258, SLG: 0.435	C SI 91 F SL 86 F SI 92 X SI 92 0-2 F7			S CH 84 F SL 89 B SL 90 F CU 81 B SI 92 X SI 92 2-2 F7		S CU 81 C SI 92 B SI 92 S SL 88 1-3 K	C SI 89 S SL 84 S SL 84 0-3 K			4	0	0	0	0	2	2
13 Brett Lawrie, R (1, 5) OBP: 0.192, SLG: 0.269		B SI 91 B SL 89 B SI 90 C SI 91 B SI 94 4-1 17 F9 47 G6-3 7 1B BB		C CU 81 B SI 92 X SL 88 1-1 G6-3		B SI 90 C SI 92 X SL 89 1-1 G6-3		B SI 90 B SI 90 F SI 88 B SI 87 F SI 90 B SI 91 4-2 17 G2-3 BB		2	1	0	0	2	0	0
47 Juan Francisco, L (1, 10) OBP: 0.500, SLG: 0.333		C SI 91 B CU 82 1 SAFE C SI 92 X CU 81 1-2 G6-3 1-2		B SI 91 B SI 92 X SI 91 2-0 17 1B 1B		C CU 80 B CH 85 B CU 79 C SI 93 B CU 83 B SI 94 4-2 BB		B SL 83 X SI 91 1-0 L8		3	0	1	0	1	0	2
17 Ryan Goins, L (1, 4) OBP: 0.204, SLG: 0.174		C SI 92 X SI 91 0-1 F9 2-3		X SI 91 0-0 1-2 1B		C SI 90 X CH 83 0-1 F8		C SI 91 B SI 92 S SL 83 X SI 91 1-2 G2-3 1-2		4	0	1	0	0	0	3
Inning Stats	R: 2 E: 0 K: 0 S: 14 H: 3 LOB: 1 BB: 0 P: 19	R: 1 E: 0 K: 0 S: 11 H: 1 LOB: 1 BB: 1 P: 17	R: 0 E: 0 K: 0 S: 9 H: 0 LOB: 0 BB: 0 P: 12	R: 0 E: 0 K: 0 S: 11 H: 2 LOB: 2 BB: 0 P: 18	R: 0 E: 0 K: 1 S: 8 H: 1 LOB: 1 BB: 0 P: 10	R: 0 E: 0 K: 1 S: 9 H: 0 LOB: 1 BB: 1 P: 15	R: 2 E: 0 K: 2 S: 15 H: 2 LOB: 1 BB: 1 P: 23	R: 0 E: 0 K: 0 S: 8 H: 0 LOB: 1 BB: 1 P: 14	R: 0 E: 0 K: 2 S: 9 H: 0 LOB: 0 BB: 0 P: 16	1B: 6 2B: 2 3B: 1 HR: 0 SF: 0 SAC: 0 DP: 0 HBP: 0						

PITCHER		IP	WLS	BF	H	R	ER	SO	BB	IBB	HBP	BLK	WP	HR	S	P	ERA	WHIP
28 Corey Kluber, R ERA: 5.4	(1, 1)	6.2	L	32	9	5	4	3	3	0	0	0	0	0	74	111	5.40	1.800
35 Marc Rzepczynski, L ERA: 1.13	(7, 1)	1.1		5	0	0	0	1	1	0	0	0	0	0	11	17	0.00	0.750
49 Blake Wood, R ERA: 7.11	(9, 1)	1.0		3	0	0	0	2	0	0	0	0	0	0	9	16	0.00	0.000

PITCHER	IP	WLS	BF	H	R	ER	SO	BB	IBB	HBP	BLK	WP	HR	S	P	ERA	WHIP

TOP

Toronto Blue Jays @ Cleveland Indians

Progressive Field, Cleveland, OH

Sat Apr 19 2014, 1:05 PM - 3:47 PM EDT

Att. 15,188 - Sunny - 44 F

livebaseballscorecards.com

AB	36
R	5
H	9
RBI	5
BB	4
SO	6
LOB	15

BOTTOM

Toronto Blue Jays @ Cleveland Indians

Progressive Field, Cleveland, OH

Sat Apr 19 2014, 1:05 PM - 3:47 PM EDT

Att. 15,188 - Sunny - 44 F

livebaseballscorecards.com

Batter	1	2	3	4	5	6	7	8	9	AB	R	H	RBI	BB	SO	LOB
13 Asdrúbal Cabrera, S (1, 6) OBP: 0.290, SLG: 0.381	B FC 80 X FF 81 1-0 22 HBP 1B		B FF 84 X CH 78 1-0 ① G6-3		C CH 76 F FC 81 F SI 82 F CU 72 B SI 82 B SI 81 X CH 76 2-2 ②③ G5-4-3 1-2f			B FF 94 S FF 93 C SL 84 S SL 84 1-3 ① K		4	0	1	0	0	1	3
33 Nick Swisher, S (1, 3) OBP: 0.269, SLG: 0.275	B SI 82 B SI 81 C SI 82 B CH 78 C SI 81 C SI 83 3-3 ① K		F CU 69 X CU 70 0-1 ② G1-3			B CH 76 C CH 79 C FC 78 B FF 82 X SI 82 2-2 ① P5		B FF 94 B FF 94 C SL 82 C SL 84 S SL 84 2-3 ② K		4	0	0	0	0	2	3
22 Jason Kipnis, L (1, 4) OBP: 0.384, SLG: 0.397	C FC 78 H SI 82 1-1 41 G6-4-3 1-2 HBP		C FF 84 B FF 83 B CH 77 S CH 78 B FF 85 B FC 78 4-2 BB			B FF 82 X FF 81 1-0 ② G4-3		C SL 84 B FF 95 B FF 95 S SL 84 F FF 94 F SL 85 F SL 84 B FF 94 X SL 84 3-2 ③ F8		2	0	0	0	1	0	2
41 Carlos Santana, S (1, 10) OBP: 0.333, SLG: 0.237	B SI 83 S CH 77 X CH 77 1-1 ②③ G6-4-3 1-2f		C CU 72 B FC 79 B FF 84 S SI 83 B FF 84 C SI 83 3-3 ③ K			B CU 70 X SI 81 1-0 ③ F7			F FF 93 B CH 87 C SL 83 X SL 83 1-2 ① F9	4	0	0	0	0	1	3
9 Ryan Raburn, R (1, 7) OBP: 0.250, SLG: 0.244		C SI 81 B FC 78 F FC 79 B SI 84 F CU 71 F SI 83 X CH 77 2-2 ① G1-3		B SI 81 X SI 82 1-0 ① G6-3			C CH 79 B CH 74 X CH 75 1-1 ① P4		C SL 84 S FF 93 S FF 94 0-3 ② K	4	0	0	0	0	1	0
23 Michael Brantley, L (1, 8) OBP: 0.347, SLG: 0.406		B CU 73 X FF 84 1-0 ② F8		C CU 69 B CH 77 B SI 83 X FF 83 2-1 ② G1-3			X FF 81 0-0 ② G3		B CH 88 B SL 85 C FF 93 B SL 83 B FF 93 4-1 BB	3	0	0	0	1	0	0
10 Yan Gomes, R (1, 2) OBP: 0.305, SLG: 0.415		C FF 83 F CH 79 B FF 84 B CU 75 F SI 84 B SI 84 F SI 84 X CH 79 3-2 7 WP 1B		S CU 69 F CU 71 B CU 72 B SI 83 X CH 78 2-2 ③ G6-3			B CH 74 B SI 81 C FF 81 S SI 81 C SI 81 2-3 ③ K		B SL 82 F SL 84 F FF 95 B SI 93 S SL 83 2-3 ③ K	4	0	1	0	0	2	1
7 David Murphy, L (1, 9) OBP: 0.364, SLG: 0.521		B SI 84 C FC 80 B CH 78 B SI 83 B SI 84 4-1 1-2 BB			B FF 81 C FF 82 B CH 76 F CH 77 B CU 72 X FF 84 3-2 ① G1-3			C FC 80 B CU 71 X SI 81 1-1 4 BB 1B		2	0	1	0	1	0	0
4 Mike Aviles, R (1, 5) OBP: 0.317, SLG: 0.378		B SI 84 C CU 73 B CH 78 X CH 76 2-1 ③ F9			C FF 82 B SI 81 X FC 78 1-1 13 G5-4-3 1B			B SI 80 B SI 80 B FF 82 B FF 81 4-0 1-2 BB		2	0	1	0	1	0	2
Inning Stats	R: 0 E: 0 K: 1 S: 7 H: 1 LOB: 1 BB: 0 P: 13	R: 0 E: 0 K: 0 S: 14 H: 1 LOB: 2 BB: 1 P: 26	R: 0 E: 0 K: 1 S: 8 H: 0 LOB: 1 BB: 1 P: 16	R: 0 E: 0 K: 0 S: 6 H: 0 LOB: 0 BB: 0 P: 11	R: 0 E: 0 K: 0 S: 10 H: 1 LOB: 0 BB: 0 P: 16	R: 0 E: 0 K: 0 S: 5 H: 0 LOB: 0 BB: 0 P: 9	R: 0 E: 0 K: 1 S: 6 H: 0 LOB: 0 BB: 0 P: 9	R: 0 E: 0 K: 2 S: 14 H: 1 LOB: 2 BB: 1 P: 25	R: 0 E: 0 K: 2 S: 10 H: 0 LOB: 1 BB: 1 P: 17	1B: 4 2B: 0 3B: 0 HR: 0 SF: 0 SAC: 0 DP: 2 HBP: 1						

	AB	29
	R	0
	H	4
	RBI	0
	BB	4
	SO	7
	LOB	14

WP: 1 PA: 34
PB: 0
SB: 0
CS: 0

PITCHER		IP	WLS	BF	H	R	ER	SO	BB	IBB	HBP	BLK	WP	HR	S	P	ERA	WHIP
56 Mark Buehrle, L ERA: 0.64	(1, 1)	7.0	W	27	4	0	0	3	3	0	1	0	1	0	58	107	0.00	1.000
32 Esmil Rogers, R ERA: 5.23	(8, 1)	2.0		7	0	0	0	4	1	0	0	0	0	0	22	35	0.00	0.500

PITCHER	IP	WLS	BF	H	R	ER	SO	BB	IBB	HBP	BLK	WP	HR	S	P	ERA	WHIP

Toronto Blue Jays @ Cleveland Indians

Progressive Field, Cleveland, OH

Sun Apr 20 2014, 1:08 PM - 4:00 PM EDT

Att. 11,716 - Partly Cloudy - 67 F

TOP

livebaseballscorecards.com

Batter	1	2	3	4	5	6	7	8	9	AB	R	H	RBI	BB	SO	LOB
7 José Reyes, S (1, 6) OBP: 0.273, SLG: 0.364	C FF 92 F CH 86 B FF 93 B CH 86 F FF 93 F CH 88 X FF 95 2-2 ① F7			B CU 77 X CH 84 1-0 53 1B 19 1B 2B	B FF 95 X FF 94 1-0 ② 2-H 1B		C FC 90 X FC 90 0-1 ① G3		F FF 94 S FF 95 X FF 95 0-2 ② P6	5	1	2	1	0	0	1
53 Melky Cabrera, S (1, 7) OBP: 0.367, SLG: 0.563	C FF 92 B FF 93 F CH 86 X FF 94 1-2 ② F7			C FF 94 X FF 93 0-1 19 1B 47 1B 2-3 1B	B CU 78 C CU 77 B FF 94 B CH 86 B FF 93 4-1 19 S BB		C FC 91 C SL 79 B FC 92 F FC 91 B CH 85 S FC 93 2-3 ② K		C CU 77 X CU 79 0-1 19 BB 1-2 1B	4	1	2	0	1	1	0
19 José Bautista, R (1, 9) OBP: 0.459, SLG: 0.581	B FF 93 B FF 94 C CH 85 F FF 93 B CH 87 X CH 87 3-2 ③ F8			B SL 84 X FF 95 1-0 47 1B 13 G6-3 1-2 3-H 1B	B SL 84 B SL 85 B CH 86 B SI 92 4-0 1-2 BB		C FC 92 B SL 80 S SL 80 B FC 92 X FC 93 2-2 ③ L8		B FF 95 B SL 88 B CU 78 B FF 96 4-0 1-2 2-3 BB	3	1	1	1	2	0	0
10 Edwin Encarnación, R (1, 10) OBP: 0.313, SLG: 0.324		C FF 95 B SL 84 C FF 95 B CH 88 X FF 94 2-2 ① G4-3		C CU 83 F CH 87 B FF 96 S SL 85 1-3 ① K	S SL 85 C CU 84 B CU 84 S CU 85 1-3 ③ K			C FF 96 B KC 85 B KC 86 B FF 96 B FF 96 4-1 BB	B CU 78 B FF 96 B FF 94 C FF 94 F FF 94 F FF 96 X FF 95 3-2 ③ G4-3	4	0	0	0	1	2	7
47 Juan Francisco, L (1, 3) OBP: 0.500, SLG: 0.333		F FF 95 X FF 94 0-1 ② G4-3		F CH 87 X FF 94 0-1 13 G6-3 1-3 2-H 1B		B FF 93 B CH 84 B FF 91 B CH 90 4-0 13 FC5-4 BB		X FF 96 0-0 ① L7		3	0	1	1	1	0	1
13 Brett Lawrie, R (1, 5) OBP: 0.182, SLG: 0.254		C CU 84 F FF 94 S CU 84 0-3 ③ K		C CU 82 X SL 83 0-1 ② G6-3 2-3 3-H		B FF 94 C FF 92 T SL 84 X CU 84 1-2 ① FC5-4 22 1B 1-2f		C KC 85 X KC 86 0-1 ② L9		4	0	0	1	0	1	3
28 Colby Rasmus, L (1, 8) OBP: 0.243, SLG: 0.409			S CU 79 F FF 94 F SI 93 B CU 80 B FF 94 S CH 88 2-3 ① K	F FF 93 F CU 77 S FF 92 0-3 ③ K		1 SAFE 1 SAFE X CH 90 0-0 ② L7		X FF 96 0-0 ③ P6		4	0	0	0	0	2	3
22 Josh Thole, L (1, 2) OBP: 0.467, SLG: 0.467			C FF 94 T FF 94 B FF 94 B CU 82 X FF 94 2-2 ② F7		B FF 91 C FF 92 X CH 84 1-1 17 SH1-3 7 1B 1B	C SI 91 1 SAFE S SL 82 X SL 79 0-2 1-3 1B			C FF 93 C CU 77 B FF 95 C FF 96 1-3 ① K	4	1	2	0	0	1	0
17 Ryan Goins, L (1, 4) OBP: 0.196, SLG: 0.167 30 Dioner Navarro, S (9, PH) OBP: 0.290, SLG: 0.328 1 Jonathan Diaz, R (9, PR) OBP: 0.323, SLG: 0.231			C FF 95 B FF 95 B CH 86 X FF 95 2-1 ③ P6	L FF 91 X FF 91 0-1 ① SH1-3 1-2	S SL 80 B SI 89 F SL 79 B SI 90 S SL 82 2-3 ③ K			C FF 95 X CU 77 0-1 19 BB 53 1B 1B	2 1 0	0 0 0	0 1 0	0 0 0	1 0 0	2 0 0	2 0 0

Inning Stats																																			
	R: 0	E: 0	K: 0	S: 11	H: 0	LOB: 0	BB: 0	P: 17	R: 0	E: 0	K: 1	S: 8	H: 0	LOB: 0	BB: 0	P: 10	R: 0	E: 0	K: 1	S: 9	H: 0	LOB: 0	BB: 0	P: 15	R: 3	E: 0	K: 2	S: 14	H: 4	LOB: 1	BB: 0	P: 17	R: 1	E: 0	K: 1	S: 9	H: 2	LOB: 2	BB: 2	P: 20
	R: 0	E: 0	K: 1	S: 10	H: 1	LOB: 2	BB: 1	P: 17	R: 0	E: 0	K: 1	S: 9	H: 0	LOB: 0	BB: 0	P: 13	R: 0	E: 0	K: 0	S: 5	H: 0	LOB: 1	BB: 1	P: 9	R: 0	E: 0	K: 1	S: 14	H: 2	LOB: 3	BB: 1	P: 22	1B: 8	2B: 1	3B: 0	HR: 0	SF: 0	SAC: 1	DP: 0	HBP: 0	WP: 0	PB: 0	SB: 1	CS: 0	PA: 40

PITCHER		IP	WLS	BF	H	R	ER	SO	BB	IBB	HBP	BLK	WP	HR	S	P	ERA	WHIP
59 Carlos Carrasco, R ERA: 7.31	(1, 1)	5.2		25	6	4	4	5	3	0	0	0	0	0	55	88	6.35	1.588
88 Josh Outman, L ERA: 1.42	(6, 1)	0.1	W	2	1	0	0	1	0	0	0	0	0	0	6	8	0.00	3.000
27 Bryan Shaw, R ERA: 2.16	(7, 1)	1.0	H	3	0	0	0	1	0	0	0	0	0	0	9	13	0.00	0.000
37 Cody Allen, R ERA:	(8, 1)	1.0	H	4	0	0	0	0	1	0	0	0	0	0	5	9	0.00	1.000
44 John Axford, R ERA: 3.52	(9, 1)	1.0	S	6	2	0	0	1	1	0	0	0	0	0	14	22	0.00	3.000

PITCHER	IP	WLS	BF	H	R	ER	SO	BB	IBB	HBP	BLK	WP	HR	S	P	ERA	WHIP

AB	34
R	4
H	9
RBI	4
BB	5
SO	8
LOB	17

BOTTOM

Batter	1	2	3	4	5	6	7	8	9	AB	R	H	RBI	BB	SO	LOB
24 Michael Bourn, L (1, 8) OBP: 0.211, SLG: 0.118	B SL 88 B SI 89 C FF 90 F FF 90 F FF 92 F FF 92 F FF 93 F FF 92 F FS 83 S FS 82 2-3 ① **K**		F FF 93 X FS 84 0-1 ③ **L7**		B FF 90 X FF 90 1-0 ③ **G3**		X FF 94 0-0 41 S 1-3 **1B**			4	0	1	0	0	1	0
33 Nick Swisher, S (1, 3) OBP: 0.268, SLG: 0.278	C FF 91 B SL 87 S FS 82 S FS 84 1-3 ② **K**			F FF 91 B KC 77 C FF 93 B FS 84 S SL 84 2-3 ① **K**		B SL 88 B SL 88 X FF 93 2-0 22 FC4-6 1B	1 SAFE X FF 95 0-0 ① **SF9** 3-H			3	0	1	1	0	2	0
22 Jason Kipnis, L (1, 4) OBP: 0.377, SLG: 0.377	B FF 93 B FF 93 X FF 93 2-0 ③ **G4-3**			B KC 78 F FF 93 F FS 84 B FF 94 B FF 94 F FF 94 F FF 95 F FS 85 F SL 86 4-2 B FF 94 23 2B **BB**		B SI 91 S SI 90 B SI 90 F SI 91 X SI 92 2-2 ① **FC4-6** 41 CS 1-2f	C FF 89 X SI 89 0-1 ② **L8**			3	1	0	0	1	0	2
41 Carlos Santana, S (1, 2) OBP: 0.329, SLG: 0.226		C FF 90 B FS 83 C SL 89 B SL 84 F FF 94 F FS 84 S FS 84 2-3 ① **K**		C FS 82 F FF 93 B SL 85 F FS 83 T FS 84 1-2 ② **K**		C CH 78 1 SAFE B SI 92 B CH 77 B SI 92 B SI 92 4-1 ② 13 BB 23 BB 7 2B 1-2 **BB**	C CU 83 C CH 83 F FF 92 B SI 92 S CU 84 1-3 ③ **K** 1-2			3	1	0	0	1	3	2
23 Michael Brantley, L (1, 7) OBP: 0.368, SLG: 0.478		C FF 93 B SL 88 B SL 89 B FF 94 F FF 92 F FF 95 F FF 95 F FF 94 X FF 94 3-2 **HR**		B FS 82 B FS 81 B FF 93 C FS 83 X FS 84 3-1 1-H **2B**		C SI 92 F SL 76 B SI 92 F SI 92 F SL 78 B SI 93 B CH 80 B SI 92 4-2 13 BB 7 2B 1-2 **BB**		B SI 90 X FF 89 1-0 ① **G4-3**		3	2	2	2	1	0	0
13 Asdrúbal Cabrera, S (1, 6) OBP: 0.301, SLG: 0.369		F FF 92 X FS 83 0-1 ② **G4-3**		B FF 93 B FF 94 B FF 93 B FF 93 4-0 **BB**		B SI 91 B CH 79 B CH 79 S SI 92 C SI 93 F SI 93 F CH 79 F SI 94 B CH 80 4-2 7 2B 1-2 2-3 **BB**		C FF 91 B CH 84 C FF 91 F CH 85 X CU 76 1-2 ② **L8**		2	1	0	0	2	0	0
7 David Murphy, L (1, 9) OBP: 0.356, SLG: 0.519		C FF 92 B FF 92 F FS 83 F FF 94 B FS 85 X FS 84 2-2 ③ **G1-3**		B FF 93 B FS 83 F FF 92 F FF 93 F FF 94 X SL 84 2-2 ③ **P4**		C SL 75 X SI 92 0-1 1-H 2-H 3-H **2B**		C FF 91 S SL 85 X CU 78 0-2 ③ **P6**		4	0	1	3	0	0	2
9 Ryan Raburn, R (1, 10) OBP: 0.234, SLG: 0.227			C FF 90 B SL 83 C FF 93 B FS 86 S SL 86 2-3 ① **K**		B FF 90 X FF 90 1-0 ① **F7**	S FF 95 F FF 96 X SL 87 0-2 ③ **L8**				3	0	0	0	0	1	1
8 Lonnie Chisenhall, L (1, 5) OBP: 0.484, SLG: 0.621			C FF 93 X FS 83 0-1 ② **F8**		B FF 91 C FF 91 B FS 82 X FF 93 2-1 ② **G4-1**		B FF 94 B FF 95 B FF 95 C FF 94 B FF 94 4-1 24 1B 33 SF9 **BB**			2	1	0	0	1	0	0
Inning Stats	R: 0 E: 0 K: 2 S: 11 H: 0 LOB: 0 BB: 0 P: 16	R: 1 E: 0 K: 1 S: 17 H: 1 LOB: 0 BB: 0 P: 24	R: 0 E: 0 K: 1 S: 7 H: 0 LOB: 0 BB: 0 P: 9	R: 1 E: 0 K: 2 S: 19 H: 1 LOB: 2 BB: 2 P: 35	R: 0 E: 0 K: 0 S: 4 H: 0 LOB: 0 BB: 0 P: 8	R: 3 E: 0 K: 0 S: 19 H: 2 LOB: 1 BB: 3 P: 35	R: 1 E: 0 K: 1 S: 9 H: 1 LOB: 1 BB: 1 P: 14	R: 0 E: 0 K: 0 S: 8 H: 0 LOB: 0 BB: 0 P: 10		1B: 2 2B: 2 3B: 0 HR: 1 SF: 1 SAC: 0 DP: 0 HBP: 0					

PITCHER	IP	WLS	BF	H	R	ER	SO	BB	IBB	HBP	BLK	WP	HR	S	P	ERA	WHIP
23 Brandon Morrow, R (1, 1) ERA: 5.03	5.0		20	3	3	3	6	2	0	0	0	0	1	59	95	5.40	1.000
62 Aaron Loup, L (6, 1) ERA: 5.19	0.2	L	5	1	2	2	0	3	0	0	0	0	0	15	29	27.00	6.000
45 Neil Wagner, R (6, 1) ERA: 2.7	0.2		4	1	1	1	0	1	0	0	0	0	0	6	10	13.50	3.000
27 Brett Cecil, L (7, 1) ERA:	0.2		2	0	0	0	1	0	0	0	0	0	0	6	7	0.00	0.000
48 J.A. Happ, L (8, 1) ERA: 5.4	1.0		3	0	0	0	0	0	0	0	0	0	0	8	10	0.00	0.000

PITCHER	IP	WLS	BF	H	R	ER	SO	BB	IBB	HBP	BLK	WP	HR	S	P	ERA	WHIP

Toronto Blue Jays @ Cleveland Indians

Progressive Field, Cleveland, OH

Sun Apr 20 2014, 1:08 PM - 4:00 PM EDT

Att. 11,716 - Partly Cloudy - 67 F

livebaseballscorecards.com

AB	27
R	6
H	5
RBI	6
BB	6
SO	7
LOB	7

Kansas City Royals @ Cleveland Indians

Progressive Field, Cleveland, OH

Mon Apr 21 2014, 7:07 PM - 9:42 PM EDT

Att. 10,789 - Cloudy - 69 F

TOP

livebaseballscorecards.com

Batter	1	2	3	4	5	6	7	8	9	AB	R	H	RBI	BB	SO	LOB
23 Norichika Aoki, L (1, 9) OBP: 0.319, SLG: 0.373	C FF 89 B SI 92 F FF 90 B SI 94 B SI 92 X SI 92 3-2 ① L7		1 SAFE C FF 90 X FF 90 0-1 ② L8		L CH 79 B CH 80 F SI 92 B SI 93 X SI 92 2-2 ① G5-3		B SI 91 S SL 85 F SI 91 D SL 86 1 SAFE B SL 86 F SI 91 F SL 85 F SI 92 3-3 ② ③ S SL 86 K 1-2			4	0	0	0	0	1	3
14 Omar Infante, R (1, 4) OBP: 0.348, SLG: 0.406	C FF 92 C CU 74 X FF 94 0-2 3B		1 SAFE C CU 76 X SL 83 0-1 ③ G6-3		B SI 91 C SI 92 X SL 82 1-1 35 G4-6-3 2-H 1B			C FF 96 C KC 86 S KC 86 0-3 ① K		4	0	2	1	0	1	1
35 Eric Hosmer, L (1, 3) OBP: 0.333, SLG: 0.333	B SI 92 X SI 92 1-0 ② L6			B SI 90 B SI 90 F SI 91 B CH 80 X SI 91 3-1 ① F7	C CU 77 B CU 79 X FF 92 1-1 ② ③ G4-6-3 1-2f			C FF 95 B FF 95 X FF 95 1-1 ② F7		4	0	0	0	0	0	2
16 Billy Butler, R (1, 10) OBP: 0.270, SLG: 0.215	F FF 92 S SL 83 X SL 82 0-2 ③ G4-3			B CU 78 C SI 92 B FF 93 X FF 92 2-1 ② L9		C SI 88 F CU 75 C FF 90 0-3 ① K		B FF 95 C KC 86 B KC 86 X FF 95 2-1 ③ P4		4	0	0	0	0	1	1
4 Alex Gordon, L (1, 7) OBP: 0.329, SLG: 0.441		B SI 90 F FF 91 F FF 92 X SL 83 1-2 13 G6-4-3 1B		X SI 91 0-0 2B		B CU 77 C SI 90 C CU 76 X CU 79 1-2 ② F8			X FF 91 0-0 ① F7	4	0	2	0	0	0	0
13 Salvador Perez, R (1, 2) OBP: 0.311, SLG: 0.333		C FF 91 S CU 76 F FF 93 X SL 84 0-2 ① ② G6-4-3 1-2f	C SI 92 S FF 93 F FF 93 B SL 86 B SL 85 F FF 93 B FF 93 F SI 92 F SI 93 3-3 ③ K	C CU 77 X SI 93 0-1 ③ G6-3		C SL 80 X SL 84 0-1 E5			C FF 95 B CU 77 F FF 94 X CU 78 1-2 ② G6-3	4	0	0	0	0	0	2
8 Mike Moustakas, L (1, 5) OBP: 0.209, SLG: 0.283					B CH 80 F FF 90 B CH 79 X SI 91 2-1 2 2B	X CH 80 0-0 ③ F7			B CU 78 X FF 94 1-0 ③ G6-3	4	1	1	0	0	1	1
2 Alcides Escobar, R (1, 6) OBP: 0.349, SLG: 0.458			F FF 90 X SL 82 0-1 E5 1 FC3-6		B CU 77 F FF 92 B SL 81 F SI 92 X SL 84 2-2 1 SH 2-H 2B		C SI 91 F SI 93 B FF 94 F CU 78 B FF 93 B SL 84 B FF 93 4-2 27 FC5-4 BB			2	1	1	1	1	0	0
1 Jarrod Dyson, L (1, 8) OBP: 0.111, SLG: 0.111 27 Justin Maxwell, R (7, PH) OBP: 0.250, SLG: 0.222 (7, 8)			L SI 89 L FF 89 B FF 92 B CU 79 1 SAFE F SI 92 X CH 81 2-2 ① FC3-6 1-2f		X FF 89 0-0 SH 14 1B 2-H		B SI 91 B SI 90 C SI 90 X SI 91 2-1 ① FC5-4 23 CS 1-2f			1 1	1 0	0 0	0 0	0 0	0 0	1 1
Inning Stats	R: 0 E: 0 K: 0 S: 10 H: 1 LOB: 1 BB: 0 P: 14	R: 0 E: 0 K: 1 S: 18 H: 1 LOB: 0 BB: 0 P: 22	R: 0 E: 1 K: 0 S: 10 H: 0 LOB: 1 BB: 0 P: 12	R: 0 E: 0 K: 0 S: 7 H: 1 LOB: 1 BB: 0 P: 12	R: 3 E: 1 K: 0 S: 13 H: 3 LOB: 0 BB: 0 P: 21	R: 0 E: 1 K: 1 S: 9 H: 0 LOB: 1 BB: 0 P: 10	R: 0 E: 0 K: 1 S: 11 H: 0 LOB: 0 BB: 1 P: 20	R: 0 E: 0 K: 1 S: 7 H: 0 LOB: 0 BB: 0 P: 10	R: 0 E: 0 K: 0 S: 5 H: 0 LOB: 0 BB: 0 P: 7	1B: 2 2B: 3 3B: 1 HR: 0	SF: 0 SAC: 1 DP: 2 HBP: 0					

	AB	32
	R	3
	H	6
	RBI	2
	BB	1
	SO	4
	LOB	12

PITCHER		IP	WLS	BF	H	R	ER	SO	BB	IBB	HBP	BLK	WP	HR	S	P	ERA	WHIP
34 Zach McAllister, R ERA: 2.28	(1, 1)	6.0	W	26	6	3	2	2	1	0	0	0	0	0	70	98	3.00	1.167
35 Marc Rzepczynski, L ERA: 1.0	(7, 1)	1.0	H	2	0	0	0	1	0	0	0	0	0	0	8	13	0.00	0.000
37 Cody Allen, R ERA:	(8, 1)	1.0	H	3	0	0	0	1	0	0	0	0	0	0	7	10	0.00	0.000
44 John Axford, R ERA: 3.12	(9, 1)	1.0	S	3	0	0	0	0	0	0	0	0	0	0	5	7	0.00	0.000

PITCHER	IP	WLS	BF	H	R	ER	SO	BB	IBB	HBP	BLK	WP	HR	S	P	ERA	WHIP

BOTTOM

Kansas City Royals @ Cleveland Indians

Progressive Field, Cleveland, OH

Mon Apr 21 2014, 7:07 PM - 9:42 PM EDT

Att. 10,789 - Cloudy - 69 F

livebaseballscorecards.com

Batter	1	2	3	4	5	6	7	8	9	AB	R	H	RBI	BB	SO	LOB
24 Michael Bourn, L (1, 8) OBP: 0.217, SLG: 0.143	X FF 91 0-0 ① G4-3		C FF 92 S CU 74 B FF 93 F SL 84 F FF 92 S SL 84 1-3 ② K		C CU 75 F SI 92 F FC 92 S SL 84 0-3 ③ K		T CU 75 B FF 91 D SI 91 B CH 83 X FF 90 3-1 2-3 33 G3 1B			4	0	1	0	0	2	1
33 Nick Swisher, S (1, 3) OBP: 0.279, SLG: 0.316	C FF 90 B FF 91 X FF 91 1-1 ② F7		C FF 93 1 SAFE B CU 72 B CH 85 X SI 91 2-1 1-H ③ 2B			C FF 90 X CU 73 0-1 22 HR 2B	B FF 95 1 SAFE X FF 96 1-0 ② G3 1-2			4	1	2	0	0	0	2
22 Jason Kipnis, L (1, 4) OBP: 0.383, SLG: 0.446	C FF 91 X CU 74 0-1 ③ F8			B FF 90 C SI 90 X FF 90 1-1 23 HR 2B		C CU 75 X SL 81 0-1 2-H HR	C FF 98 S CH 90 B FF 98 D CH 89 D CH 88 F FF 98 X CH 88 3-2 ③ F9			4	2	2	2	0	0	2
8 Lonnie Chisenhall, L (1, 5) OBP: 0.486, SLG: 0.636		C FF 90 B FF 90 B CU 74 F SI 91 F FF 91 C FF 93 2-3 ① K		X FF 91 0-0 ① F7		F FF 90 C FF 91 B SL 82 F SI 92 B SL 83 X SI 91 2-2 1B		F FF 97 F CU 80 F CH 89 X FF 97 0-2 13 G3 2B		4	0	2	0	0	1	1
23 Michael Brantley, L (1, 7) OBP: 0.363, SLG: 0.507		C CU 74 C FF 91 B SL 85 B FF 91 B CH 86 X SI 92 3-2 ② G3		B FF 91 2 SAFE C CH 85 B CU 75 X CH 84 2-1 2-H HR		X CH 85 0-0 ① F8		B FF 98 X FF 98 1-0 ① L7		4	1	1	2	0	0	2
13 Asdrúbal Cabrera, S (1, 6) OBP: 0.299, SLG: 0.362		B CH 87 B SI 92 C FF 92 X SL 82 2-1 1B		F CU 74 B FF 92 B SL 82 F SI 91 X FF 92 2-2 ② L1		X FF 90 0-0 ② L9		B CH 88 C FF 98 B CU 81 F CH 89 F FF 98 B CH 88 F FF 98 F FF 98 X CH 88 3-2 ② 2-3 G3		4	0	1	0	0	0	2
25 Jason Giambi, L (1, 10)		B FF 92 X FF 92 1-0 ③ F8		C CU 74 F SL 82 B FF 90 B SL 85 F FF 93 X SI 92 2-2 ③ P6		D CU 74 F FF 90 F FC 92 B SI 91 F CH 86 X FF 92 2-2 ③ P6		X FF 98 0-0 ③ L7		4	0	0	0	0	0	3
7 David Murphy, L (1, 9) OBP: 0.355, SLG: 0.509			C FF 90 S CH 85 F FF 91 X CH 85 0-2 33 2B 1B		C FF 90 X CU 74 0-1 ① G1-3		C CU 73 X SI 90 0-1 ① G6-3			3	0	1	0	0	0	0
10 Yan Gomes, R (1, 2) OBP: 0.306, SLG: 0.429			1 SAFE X SI 91 0-0 ① P6		B FF 90 F SL 82 C SL 83 X SI 92 1-2 ② G6-3		B SI 91 C SI 90 F CH 83 B FF 92 X FF 92 2-2 24 1B 2B			3	0	1	0	0	0	1
Inning Stats	R: 0 E: 0 K: 0 S: 5 H: 0 LOB: 0 BB: 0 P: 6	R: 0 E: 0 K: 1 S: 10 H: 1 LOB: 1 BB: 0 P: 18	R: 0 E: 0 K: 1 S: 12 H: 2 LOB: 2 BB: 0 P: 15	R: 2 E: 0 K: 0 S: 12 H: 2 LOB: 0 BB: 0 P: 19	R: 0 E: 0 K: 1 S: 9 H: 0 LOB: 0 BB: 0 P: 10	R: 2 E: 0 K: 0 S: 14 H: 3 LOB: 1 BB: 0 P: 18	R: 0 E: 0 K: 0 S: 12 H: 2 LOB: 2 BB: 0 P: 21	R: 0 E: 0 K: 0 S: 12 H: 1 LOB: 1 BB: 0 P: 16		1B: 4 2B: 5 3B: 0 HR: 2	SF: 0 SAC: 0 DP: 0 HBP: 0		WP: 0 PB: 0 SB: 0 CS: 0	PA: 34		

PITCHER		IP	WLS	BF	H	R	ER	SO	BB	IBB	HBP	BLK	WP	HR	S	P	ERA	WHIP
11 Jeremy Guthrie, R ERA: 4.68	(1, 1)	6.1	L	28	10	4	4	3	0	0	0	0	0	2	69	98	5.68	1.579
40 Kelvin Herrera, R ERA: 2.57	(7, 1)	1.2		6	1	0	0	0	0	0	0	0	0	0	17	25	0.00	0.600

PITCHER	IP	WLS	BF	H	R	ER	SO	BB	IBB	HBP	BLK	WP	HR	S	P	ERA	WHIP

AB	34
R	4
H	11
RBI	4
BB	0
SO	3
LOB	14

Kansas City Royals @ Cleveland Indians

Progressive Field, Cleveland, OH

Tue Apr 22 2014, 7:10 PM - 10:43 PM EDT

Att. 8,848 - Cloudy - 50 F

livebaseballscorecards.com

TOP

Batter	1	2	3	4	5	6	7	8	9	AB	R	H	RBI	BB	SO	LOB
23 Norichika Aoki, L (1, 9) OBP: 0.338, SLG: 0.371	C FF 92 B FF 92 B FF 92 B FF 93 F FF 93 B FF 94 4-2 BB		1 SAFE C FF 94 1 SAFE S CH 84 C SI 94 0-3 ② K	1 SAFE 1 SAFE F SI 92 F FF 91 1 SAFE S FF 91 0-3 ③ K		B FF 92 B SL 84 B FF 91 C FF 89 B SI 89 4-1 14 CS BB		1 SAFE 1 SAFE X FF 89 0-0 14 FC6-4 1-2 1B		3	0	1	0	2	2	2
14 Omar Infante, R (1, 4) OBP: 0.338, SLG: 0.391	B FF 93 B FF 92 S FF 93 F FF 93 C FF 95 2-3 ① K		B FF 94 1 SAFE F FF 95 S CH 85 D SL 79 X FF 96 2-2 ③ G1-3		B FF 94 B FF 92 B FF 93 C FF 93 X FF 94 3-1 ① P5	C SI 91 0-1 ③ CS 1-2	F CU 80 C SI 91 X SI 92 0-2 35 2B 1B	C SL 86 D CU 79 F SL 85 D CU 80 X SL 87 2-2 ③ FC6-4 1-2f		5	1	1	0	0	1	4
35 Eric Hosmer, L (1, 3) OBP: 0.363, SLG: 0.392	B SI 93 X FF 94 1-0 ② F7			C FF 94 B SI 93 B CH 85 X FF 94 2-1 16 1B 8 HR 1B	F FF 93 B SI 93 B FF 93 C FF 93 B SL 78 X FF 93 3-2 16 2B 2B		B SI 92 X SI 91 1-0 16 G4-3 1-H 2B	B SL 87 C SL 87 X SL 86 1-1 16 BB 4 2B 1B		5	3	4	1	0	0	1
16 Billy Butler, R (1, 10) OBP: 0.291, SLG: 0.246 27 Justin Maxwell, R (9, PR) OBP: 0.250, SLG: 0.222 (9, 10)	C FF 94 D CH 84 1 SAFE 1 SAFE T FF 93 1 SAFE F FF 96 C SI 93 1-3 ③ K			X FF 94 0-0 8 HR 1-2 1B	D SL 83 X FF 93 1-0 8 WP 2-H 2B		C CU 82 B SI 93 C SI 92 F CU 83 X CU 82 1-2 ① G4-3 2-3	B FF 90 B SL 87 F SL 87 F FF 92 D CU 82 F SL 88 B SL 87 4-2 4 2B 1-2 BB		4 0	1 1	2 0	1 0	1 0	1 0	2 0
4 Alex Gordon, L (1, 7) OBP: 0.333, SLG: 0.444		C FF 92 B SI 93 F SI 94 F FF 95 S SL 85 1-3 ① K		B FF 94 B FF 93 X FF 95 2-0 ① P3	S CH 81 B FF 91 B SL 81 B FF 90 B FF 90 4-1 8 WP BB		B SI 92 C CU 80 F SI 91 B CU 82 X CU 82 2-2 ② G4-3		F SL 86 X FF 92 0-1 1-H 2-H 2B	4	0	1	2	1	1	3
13 Salvador Perez, R (1, 2) OBP: 0.291, SLG: 0.310		C FF 94 B SI 95 X FF 96 1-1 ② L9		B SI 94 F FF 96 S CH 87 F FF 96 F SL 84 S CH 85 1-3 ② K	X SI 88 0-0 ② F8		C CU 82 X SI 93 0-1 ③ G4-3		C SL 85 C CU 78 X CU 79 0-2 ① G5-3	5	0	0	0	0	1	7
8 Mike Moustakas, L (1, 5) OBP: 0.208, SLG: 0.323		B FF 96 B FF 95 X FF 94 2-0 ③ L4-3		B FF 95 S CH 85 X CH 84 1-1 1-H 2-H HR	S SL 82 S SL 81 B SL 83 B SI 88 B SL 83 F SL 82 X SL 81 3-2 ③ G3-1 1-2 2-3			C SI 91 B CU 81 X SI 90 1-1 ① P5	B FC 91 X FC 90 1-0 ② L8	5	1	1	3	0	0	4
2 Alcides Escobar, R (1, 6) OBP: 0.368, SLG: 0.460			B FF 92 C FF 93 B FF 95 F FF 95 B CH 85 B FF 96 4-2 BB	B FF 96 S FF 96 B FF 95 X FF 95 2-1 1 E 1 S 1 1B 1B		C FF 88 B CH 79 F FF 89 X SL 83 1-2 1 G6-3 1B		C SI 91 C CU 81 B CU 82 C CU 81 1-3 ② K	B FC 89 F FC 90 B FC 89 F SL 78 X SL 78 2-2 ③ P3	4	1	2	0	1	1	2
1 Jarrod Dyson, L (1, 8) OBP: 0.231, SLG: 0.167			C FF 93 L SI 92 B FF 94 1 SAFE D CH 85 F FF 94 B CH 83 X FF 94 3-2 ① L8	1 SAFE B CH 82 X FF 93 1-0 1-H 1B		B SL 80 X FF 91 1-0 ①② G6-3 1-2f		B SI 90 B CU 80 B SI 90 B SI 90 4-0 23 1B BB		3	0	1	1	1	0	2
Inning Stats	R: 0 E: 0 K: 2 S: 10 H: 0 LOB: 1 BB: 1 P: 18	R: 0 E: 0 K: 1 S: 7 H: 0 LOB: 0 BB: 0 P: 11	R: 0 E: 0 K: 1 S: 12 H: 0 LOB: 1 BB: 1 P: 21	R: 4 E: 0 K: 2 S: 17 H: 5 LOB: 1 BB: 0 P: 26	R: 1 E: 0 K: 0 S: 12 H: 2 LOB: 2 BB: 1 P: 26	R: 0 E: 0 K: 0 S: 6 H: 1 LOB: 0 BB: 1 P: 12	R: 1 E: 0 K: 0 S: 13 H: 2 LOB: 1 BB: 0 P: 17	R: 0 E: 0 K: 1 S: 9 H: 1 LOB: 2 BB: 1 P: 17	R: 2 E: 0 K: 0 S: 14 H: 2 LOB: 2 BB: 1 P: 22	1B: 8 2B: 4 3B: 0 HR: 1 SF: 0 SAC: 0 DP: 1 HBP: 0	WP: 1 PB: 0 SB: 1 CS: 1 PA: 45					

	AB	38
	R	8
	H	13
	RBI	8
	BB	6
	SO	7
	LOB	27

PITCHER		IP	WLS	BF	H	R	ER	SO	BB	IBB	HBP	BLK	WP	HR	S	P	ERA	WHIP
31 Danny Salazar, R ERA: 7.85	(1, 1)	4.1	L	22	7	5	4	6	2	0	0	0	0	1	52	89	8.31	2.077
88 Josh Outman, L ERA: 1.17	(5, 1)	1.1		6	1	0	0	0	2	0	0	0	1	0	11	24	0.00	2.250
20 C.C. Lee, R ERA: 3.38	(6, 1)	2.0		8	2	1	1	1	1	0	0	0	0	0	19	29	4.50	1.500
48 Scott Atchison, R ERA: 3.0	(8, 1)	0.2		6	3	2	2	0	1	0	0	0	0	0	14	21	27.00	6.000
27 Bryan Shaw, R ERA: 2.0	(9, 1)	0.2		2	0	0	0	0	0	0	0	0	0	0	4	7	0.00	0.000

PITCHER	IP	WLS	BF	H	R	ER	SO	BB	IBB	HBP	BLK	WP	HR	S	P	ERA	WHIP

Kansas City Royals @ Cleveland Indians

Progressive Field, Cleveland, OH

Tue Apr 22 2014, 7:10 PM - 10:43 PM EDT

Att. 8,848 - Cloudy - 50 F

livebaseballscorecards.com

BOTTOM

Batter	1	2	3	4	5	6	7	8	9	AB	R	H	RBI	BB	SO	LOB
24 Michael Bourn, L (1, 8) OBP: 0.250, SLG: 0.192	B FF 92 F FF 90 C FF 92 X CH 83 1-2 1B	C FC 87 X FF 93 0-1 1-2 2-3 3-H 1B			L SI 90 B KC 77 B FC 85 F SI 90 S FC 83 2-3 ① K		C FF 94 C CU 77 B FF 96 F FF 95 F CU 79 S CU 79 1-3 ① K		X SI 90 0-0 ② G4-3	5	0	2	1	0	2	0
33 Nick Swisher, S (1, 3) OBP: 0.297, SLG: 0.338	B FC 86 C FC 85 B CH 84 F FC 87 B SI 92 C FF 91 3-3 ① K	C CH 84 X FC 87 0-1 ③ L8			B FF 92 C CH 84 B CH 83 B FC 86 B FF 90 4-1 BB		B FF 96 B SI 94 F FF 95 X FF 94 2-1 2B		B SI 89 B SI 89 F CH 88 F SI 90 X FF 90 2-2 22 DI 1B	4	0	2	0	1	1	4
22 Jason Kipnis, L (1, 4) OBP: 0.360, SLG: 0.414	C FF 92 D FC 86 F FF 92 1 SAFE 1 SAFE 1 SAFE B SI 92 B CH 84 F FF 92 3-2 ② F CH 85 X FF 92 F8		X SI 89 0-0 ① G6-3		C FC 87 F KC 78 B FC 83 C SI 90 1-3 ② K		C SI 95 B CU 78 B CU 76 X FF 93 2-1 ② F8		F SI 89 C CH 84 D SL 81 X FF 90 1-2 ③ F7 1-2	5	0	0	0	0	1	4
41 Carlos Santana, S (1, 5) OBP: 0.313, SLG: 0.212	X FF 91 0-0 ③ B1-3		C SI 91 B KC 76 C CH 84 C FC 84 1-3 ② K		C KC 76 F KC 78 S FC 84 0-3 ③ K		F FF 96 B FF 93 C CU 77 B FF 97 F FF 95 X FF 95 2-2 ③ G5-3			4	0	0	0	0	2	3
23 Michael Brantley, L (1, 7) OBP: 0.369, SLG: 0.507		X SI 91 0-0 ① G3	C SI 91 B KC 78 X FC 88 1-1 ③ F8			B KC 76 S CH 83 B FC 85 C FC 84 X SI 88 2-2 7 S 10 2B 1B		C FF 93 S SI 92 B FF 95 F FF 93 X CU 78 1-2 7 G3 1B		4	1	2	0	0	0	0
13 Asdrúbal Cabrera, S (1, 6) OBP: 0.284, SLG: 0.342		C SI 92 B FC 86 B FC 87 F FF 90 X SI 91 2-2 E4 7 1B 24 1B		B SI 90 X SI 90 1-0 ① L7		C SI 91 B KC 76 1 SAFE 1 SAFE B CH 84 F SI 90 C FC 84 2-3 ① K		B SI 93 1 SAFE B SI 92 B FF 92 C FF 91 F SI 92 S FF 93 3-3 ① K		4	1	0	0	0	2	2
7 David Murphy, L (1, 9) OBP: 0.348, SLG: 0.492		B KC 79 S CH 86 X CH 85 1-1 24 1B 8 HBP 1-3 1B		C SI 91 B KC 77 X KC 77 1-1 ② P6		C CH 84 F CH 84 B FC 83 F FC 83 1 SAFE B CH 84 B FC 83 S FF 91 3-3 ② K 1-2		B FF 92 C FF 91 B FF 93 X FF 92 2-1 ② G3 1-2		4	0	1	0	0	1	2
10 Yan Gomes, R (1, 2) OBP: 0.318, SLG: 0.450		B FC 85 C FC 85 C KC 77 B FF 92 F CH 86 B FF 93 S FF 92 3-3 ② K		S KC 76 B FC 86 B FF 92 B FF 91 X FF 91 3-1 1B		B FC 85 B FF 91 C FC 83 F FF 91 X FC 83 2-2 2-H 2B		S FF 94 F SI 94 X CU 78 0-2 ③ G1-3		4	0	2	1	0	1	3
8 Lonnie Chisenhall, L (1, 10) OBP: 0.462, SLG: 0.583		F FC 86 D KC 81 H KC 80 2-1 24 1B 1-2 HBP		B KC 77 B CH 82 X SI 90 2-0 ③ F8		S FC 86 D CH 84 F SI 90 T FC 83 1-2 ③ K			C SI 90 F CH 84 B FF 90 B KC 78 X FF 89 2-2 ① G3-1	3	0	0	0	0	1	2

Inning Stats	R: 0 E: 0 K: 1 S: 12	H: 1 LOB: 1 BB: 0 P: 19	R: 1 E: 1 K: 1 S: 15	H: 2 LOB: 3 BB: 0 P: 23	R: 0 E: 0 K: 1 S: 6	H: 0 LOB: 0 BB: 0 P: 8	R: 0 E: 0 K: 0 S: 6	H: 1 LOB: 1 BB: 0 P: 13	R: 0 E: 0 K: 3 S: 10	H: 0 LOB: 1 BB: 1 P: 17	R: 1 E: 0 K: 3 S: 16	H: 2 LOB: 1 BB: 0 P: 26	R: 0 E: 0 K: 1 S: 13	H: 1 LOB: 1 BB: 0 P: 20	R: 0 E: 0 K: 1 S: 12	H: 1 LOB: 1 BB: 0 P: 18	R: 0 E: 0 K: 0 S: 10	H: 1 LOB: 1 BB: 0 P: 15

	AB	37
	R	2
	H	9
	RBI	2
	BB	1
	SO	11
	LOB	20

	1B: 7	SF: 0	WP: 0	PA: 39
	2B: 2	SAC: 0	PB: 0	
	3B: 0	DP: 0	SB: 1	
	HR: 0	HBP: 1	CS: 0	

PITCHER		IP	WLS	BF	H	R	ER	SO	BB	IBB	HBP	BLK	WP	HR	S	P	ERA	WHIP
33 James Shields, R ERA: 1.91	(1, 1)	6.0	W	27	6	2	1	9	1	0	1	0	0	0	65	106	1.50	1.167
41 Danny Duffy, L ERA:	(7, 1)	2.0		8	2	0	0	2	0	0	0	0	0	0	25	38	0.00	1.000
43 Aaron Crow, R ERA:	(9, 1)	1.0		4	1	0	0	0	0	0	0	0	0	0	10	15	0.00	1.000

PITCHER	IP	WLS	BF	H	R	ER	SO	BB	IBB	HBP	BLK	WP	HR	S	P	ERA	WHIP

Batter	1	2	3	4	5	6	7	8	9	AB	R	H	RBI	BB	SO	LOB
23 Norichika Aoki, L (1, 9) OBP: 0.329, SLG: 0.360	C FF 89 B SI 91 X FF 88 1-1 ① G6-3		C FF 88 C SI 89 F SL 80 C FF 91 0-3 ① K		1 SAFE F SI 88 B SI 89 X FF 90 1-1 1-2 1B		C SI 88 X SI 86 0-1 ① FC5-4 14 BB 1-2f		C FF 92 1 SAFE B FF 93 D FF 93 X FF 93 2-1 ① G4-3 1-2	5	0	1	0	0	1	2
14 Omar Infante, R (1, 4) OBP: 0.342, SLG: 0.375	X FF 91 0-0 ② G4-3		B SI 86 B SI 86 B FF 88 C FF 86 B SI 86 4-1 35 G1-6-3 BB		C SL 78 B SI 89 B SI 87 X FF 89 2-1 ③ F9		1 SAFE C SI 86 D SL 79 B SI 87 1 SAFE B SI 85 S FF 88 B FF 87 4-2 1-2 BB		C SL 85 X FF 93 0-1 ② G5-3	3	0	0	0	2	0	3
35 Eric Hosmer, L (1, 3) OBP: 0.365, SLG: 0.392	B FF 91 B SI 89 X SI 89 2-0 1B		C SI 87 C SL 79 F FF 91 X SI 90 0-2 ② ③ G1-6-3 1-2f			B SI 88 F SL 77 X FF 90 1-1 4 FC3-6 8 1B 16 E 1B	C SI 90 S SL 83 D SL 85 D SL 83 F SL 84 S SI 91 2-3 ② K		D CU 77 C FF 93 S CU 77 X FF 94 1-2 ③ P5	5	1	2	0	0	1	4
16 Billy Butler, R (1, 10) OBP: 0.277, SLG: 0.233	C SI 88 B SI 91 F SL 80 S SI 89 1-3 ③ K			C SL 77 B SI 87 X SI 89 1-1 ① G1-3		X SI 86 0-0 FC6 4 FC3-6 1-2	B SL 77 C SL 78 B FC 89 F SL 78 X FC 91 2-2 ③ F9			4	0	0	0	0	1	4
4 Alex Gordon, L (1, 7) OBP: 0.329, SLG: 0.434		C FF 89 S SI 89 B FF 91 F SL 82 X SI 90 1-2 ① G1-3		F SI 88 T SI 90 B SI 92 X SL 82 1-2 ② G3		B SI 90 B SI 89 X FF 86 2-0 ① FC3-6 8 1B 1-2f 2-3		C FC 90 X FC 90 0-1 1B		4	0	1	0	0	0	2
13 Salvador Perez, R (1, 2) OBP: 0.289, SLG: 0.347		X FF 90 0-0 HR		B SI 90 B SI 89 F SI 87 S SI 90 S SL 83 2-3 ③ K		S SI 87 C SL 80 F SI 89 S SL 80 0-3 ② K		B FC 89 F SL 78 F FC 90 F FC 91 S SL 78 1-3 ① K		4	1	1	1	0	3	3
8 Mike Moustakas, L (1, 5) OBP: 0.224, SLG: 0.377		F SI 88 B SI 89 B SI 89 X SI 89 2-1 HR			B SI 89 C FF 90 C SL 78 F SI 89 B SL 82 S FF 90 2-3 ① K	B FF 90 B SI 90 C FF 90 X SI 87 2-1 2 FC6-4 1-3 3-H 1B		F FF 94 D KC 84 S FF 95 B KC 86 S FF 94 2-3 ② K		4	1	2	2	0	2	1
2 Alcides Escobar, R (1, 6) OBP: 0.347, SLG: 0.433		C FF 90 B SL 80 F SI 90 S SL 81 1-3 ② K			C SL 76 X SI 90 0-1 ② G5-3	B SI 86 X FF 89 1-0 ③ FC6-4 1-2f		X FF 95 0-0 ③ F7		4	0	0	0	0	1	3
1 Jarrod Dyson, L (1, 8) OBP: 0.353, SLG: 0.313		X SI 88 0-0 ③ G4-3			B SI 88 B SI 85 C FF 87 X FF 88 2-1 23 1B 1B		B SI 86 C FF 86 X SI 86 1-1 23 FC5-4 1B		C FF 93 C FF 92 B CU 76 X FF 93 1-2 23 G4-3 1B	4	0	3	0	0	0	0
Inning Stats	R: 0 E: 0 K: 1 S: 7 H: 1 LOB: 1 BB: 0 P: 11	R: 2 E: 0 K: 1 S: 11 H: 2 LOB: 0 BB: 0 P: 15	R: 0 E: 0 K: 1 S: 9 H: 0 LOB: 0 BB: 1 P: 13	R: 0 E: 0 K: 1 S: 8 H: 0 LOB: 0 BB: 0 P: 12	R: 0 E: 0 K: 1 S: 12 H: 2 LOB: 2 BB: 0 P: 19	R: 1 E: 1 K: 1 S: 11 H: 2 LOB: 2 BB: 0 P: 17	R: 0 E: 0 K: 1 S: 13 H: 1 LOB: 2 BB: 1 P: 22	R: 0 E: 0 K: 2 S: 10 H: 1 LOB: 1 BB: 0 P: 13	R: 0 E: 0 K: 0 S: 10 H: 1 LOB: 1 BB: 0 P: 14	1B: 8 2B: 0 3B: 0 HR: 2 SF: 0 SAC: 0 DP: 1 HBP: 0						

PITCHER		IP	WLS	BF	H	R	ER	SO	BB	IBB	HBP	BLK	WP	HR	S	P	ERA	WHIP
63 Justin Masterson, R ERA: 4.5	(1, 1)	6.1		29	8	3	2	6	2	0	0	0	0	2	64	98	2.84	1.579
35 Marc Rzepczynski, L ERA: 0.96	(7, 1)	0.1		1	0	0	0	1	0	0	0	0	0	0	4	6	0.00	0.000
27 Bryan Shaw, R ERA: 1.86	(7, 1)	0.2	W	3	1	0	0	1	0	0	0	0	0	0	9	12	0.00	1.500
37 Cody Allen, R ERA:	(8, 1)	0.2	H	2	0	0	0	1	0	0	0	0	0	0	4	6	0.00	0.000
44 John Axford, R ERA: 2.79	(9, 1)	1.0	S	4	1	0	0	0	0	0	0	0	0	0	10	14	0.00	1.000

PITCHER	IP	WLS	BF	H	R	ER	SO	BB	IBB	HBP	BLK	WP	HR	S	P	ERA	WHIP

TOP

Kansas City Royals @ Cleveland Indians

Progressive Field, Cleveland, OH

Wed Apr 23 2014, 7:06 PM - 10:09 PM EDT

Att. 9,311 - Partly Cloudy - 44 F

livebaseballscorecards.com

AB	37
R	3
H	10
RBI	3
BB	2
SO	9
LOB	22

Batter	1	2	3	4	5	6	7	8	9	AB	R	H	RBI	BB	SO	LOB
24 Michael Bourn, L (1, 8) OBP: 0.303, SLG: 0.323	C FF 84 X FF 85 0-1 22 CS 33 BB 1B	C FF 87 X KC 75 0-1 1-H 3-H 3B			C FF 84 C CH 84 F SI 86 S CH 79 0-3 ① K		B FF 97 X FF 96 1-0 33 CS 1B	B FF 94 F FC 92 B FF 95 C FF 94 S FF 95 2-3 ② K		5	0	3	2	0	2	3
33 Nick Swisher, S (1, 3) OBP: 0.302, SLG: 0.333	B FF 85 C SI 86 B CH 81 1 SAFE B CH 80 B FF 86 4-1 41 BB 1-2 BB	B SI 86 X SI 87 1-0 ③ G6-3			B SI 84 B CH 78 C FF 85 F FF 85 X CH 79 2-2 ② G1-3		B FF 97 1 SAFE C CH 87 1 SAFE 1 SAFE S FF 97 1 SAFE B FF 97 3-2 D CH 88 X FF 98 1-2 22 2B 1B	C FF 95 B FF 95 S FF 95 C FC 91 1-3 ③ K		4	1	1	0	1	1	4
22 Jason Kipnis, L (1, 4) OBP: 0.367, SLG: 0.432	C FF 86 2 SAFE D CH 81 C FF 87 D KC 78 F FF 88 S CH 81 2-3 K	C FF 84 F SI 86 X SI 86 0-2 ① F7			C KC 74 F SI 86 X FF 86 0-2 1B		S FF 98 D CU 84 D CH 89 F FF 98 X FF 98 2-2 1-H 2B			4	0	2	1	0	1	2
41 Carlos Santana, S (1, 10) OBP: 0.310, SLG: 0.203	B FF 87 B CH 81 F FF 87 B FF 86 F FF 86 F FF 87 D CH 81 4-2 1-2 BB	F SI 86 B FF 87 B KC 76 C CH 79 X FF 86 2-2 ② L8			X FF 85 0-0 ③ L7		S FF 98 X CH 89 0-1 ③ G3-1			3	0	0	0	1	0	2
9 Ryan Raburn, R (1, 9) OBP: 0.220, SLG: 0.213 7 David Murphy, L (8, PH) OBP: 0.358, SLG: 0.492 (9, 9)	C KC 74 S CH 81 B CH 81 X FF 87 1-2 ③ P3	X KC 74 0-0 ③ F8				C FF 84 X FF 84 0-1 ① P3		B KC 79 C FF 92 B FF 93 B FF 92 F FF 93 F FF 95 F FF 95 B FF 95 4-2 13 1B 23 BB 8 1B BB		3 0	0 1	0 0	0 0	0 1	0 0	2 0
23 Michael Brantley, L (1, 7) OBP: 0.375, SLG: 0.500	C FF 84 B KC 73 X SI 86 1-1 ① G3	C KC 73 S CH 78 X SI 86 0-2 ① G4-3				F SI 85 B FF 85 B CH 79 X SI 86 2-1 10 S 10 E 1B		C FF 95 B KC 82 B FF 95 B FF 94 B FF 94 4-1 8 1B 13 1B 1-2 BB		3	1	1	0	1	0	0
13 Asdrúbal Cabrera, S (1, 6) OBP: 0.306, SLG: 0.355	B FF 85 C CH 78 C FF 85 B CH 79 F FF 86 B CH 80 F CH 80 X CH 79 3-2 4 FC6-4 10 1B 24 3B 1B	C FF 85 H KC 76 1-1 4 S HBP				B SI 84 1 SAFE B SI 84 1 SAFE X FF 85 2-0 ② F8		C FF 93 X FF 95 0-1 8 1B 1-2 2-3 1B		3	1	2	0	0	0	1
10 Yan Gomes, R (1, 2) OBP: 0.314, SLG: 0.438	F FF 86 S CH 79 1 SAFE B FF 86 B CH 80 X CH 79 2-2 4 FC6-4 1-2 1B	B SI 85 F CH 79 B SI 85 T FF 88 X CH 79 2-2 ② L9				B FF 84 C FF 85 1 SAFE B SI 85 B CH 80 S CH 78 X FF 87 3-2 ③ G4-3 1-H		C FF 94 D KC 85 B FF 95 S FF 94 S FC 91 2-3 ① K		4	0	1	0	0	1	4
4 Mike Aviles, R (1, 5) OBP: 0.295, SLG: 0.350 8 Lonnie Chisenhall, L (8, PH) OBP: 0.475, SLG: 0.595 (9, 5)	B FF 87 F SI 87 B KC 75 X SI 87 2-1 ② FC6-4 24 3B 1-2f 2-3	1 SAFE B SI 86 B SI 86 B CH 80 C SI 86 X SI 86 3-1 ③ P3 1-2					B FF 96 B FF 96 C SI 94 X FF 96 2-1 ① G3	C KC 82 X FF 94 0-1 1-2 2-3 3-H 1B		3 1	1 0	0 1	0 1	0 0	0 0	3 0
Inning Stats	R: 0 H: 1 E: 0 LOB: 2 K: 1 BB: 2 S: 13 P: 24	R: 2 H: 3 E: 0 LOB: 1 K: 0 BB: 0 S: 15 P: 24	R: 0 H: 0 E: 0 LOB: 0 K: 0 BB: 0 S: 7 P: 9	R: 0 H: 0 E: 0 LOB: 1 K: 0 BB: 0 S: 9 P: 15	R: 0 H: 1 E: 0 LOB: 1 K: 1 BB: 0 S: 11 P: 13	R: 1 H: 1 E: 0 LOB: 0 K: 0 BB: 0 S: 8 P: 15	R: 1 H: 3 E: 0 LOB: 1 K: 0 BB: 0 S: 11 P: 19	R: 1 H: 2 E: 0 LOB: 3 K: 3 BB: 2 S: 18 P: 31		1B: 9 SF: 0 2B: 1 SAC: 0 3B: 1 DP: 0 HR: 0 HBP: 1						

PITCHER		IP	WLS	BF	H	R	ER	SO	BB	IBB	HBP	BLK	WP	HR	S	P	ERA	WHIP
51 Jason Vargas, L ERA: 1.54	(1, 1)	6.0		26	6	3	2	2	2	0	1	0	0	0	63	100	3.00	1.333
40 Kelvin Herrera, R ERA: 3.38	(7, 1)	1.0	L	5	3	1	1	0	0	0	0	0	0	0	11	19	9.00	3.000
17 Wade Davis, R ERA: 3.48	(8, 1)	1.0		7	2	1	1	3	2	0	0	0	0	0	18	31	9.00	4.000

PITCHER	IP	WLS	BF	H	R	ER	SO	BB	IBB	HBP	BLK	WP	HR	S	P	ERA	WHIP

BOTTOM

Kansas City Royals @ Cleveland Indians

Progressive Field, Cleveland, OH

Wed Apr 23 2014, 7:06 PM - 10:09 PM EDT

Att. 9,311 - Partly Cloudy - 44 F

livebaseballscorecards.com

AB	33
R	5
H	11
RBI	4
BB	4
SO	5
LOB	21

1B: 9 SF: 0
2B: 1 SAC: 0
3B: 1 DP: 0
HR: 0 HBP: 1

WP: 0 PA: 38
PB: 0
SB: 2
CS: 2

Batter	1	2	3	4	5	6	7	8	9	AB	R	H	RBI	BB	SO	LOB
23 Norichika Aoki, L (1, 9) OBP: 0.314, SLG: 0.342	B CH 86 F SI 90 C SL 86 B SI 92 X SI 91 2-2 G5-3		B SI 91 B SI 91 X SI 92 2-0 G6-3			C SL 86 X CH 84 0-1 F7		X SI 90 0-0 F7		4	0	0	0	0	0	1
35 Eric Hosmer, L (1, 3) OBP: 0.348, SLG: 0.373	B SI 92 C SL 88 B SI 92 X SI 91 2-1 G6-3			S CH 82 C SI 92 B CH 85 B CU 82 B SL 89 S SI 94 3-3 K		S SI 91 B SI 92 S SL 88 C SI 94 1-3 K			C SI 92 F CU 82 B SI 93 F CU 82 F SI 95 S SL 90 1-3 K	4	0	0	0	0	3	0
16 Billy Butler, R (1, 10) OBP: 0.264, SLG: 0.221	C SI 91 B SI 92 F CU 82 S SL 89 1-3 K			X SI 93 0-0 G4-3			B SI 90 B SL 90 B SI 92 C SI 91 X SI 92 3-1 G6-3		C SI 93 X SL 89 0-1 G3-1	4	0	0	0	0	1	0
4 Alex Gordon, L (1, 7) OBP: 0.314, SLG: 0.413		B SI 90 B SI 90 C SL 86 T SI 92 X SL 88 2-2 G4-3		C SI 91 C CH 84 B FF 94 X CU 82 1-2 G4-3			C CU 79 S CH 85 B SI 93 C SL 91 1-3 K		B SI 92 C SL 88 C CU 81 B CH 84 C SI 94 2-3 K	4	0	0	0	0	2	0
14 Omar Infante, R (1, 4) OBP: 0.341, SLG: 0.373		C SI 92 C SI 92 S SL 88 0-3 K			C CU 78 X SL 87 0-1 L4		X SI 92 0-0 8 E 1B			3	1	1	0	0	1	0
8 Mike Moustakas, L (1, 5) OBP: 0.215, SLG: 0.361		X SI 92 0-0 G4-3			C SL 87 S CH 84 S SI 93 0-3 K		B SI 92 B SL 87 F SI 92 C SI 93 X CU 83 2-2 E3 1-H			3	0	0	0	0	1	0
2 Alcides Escobar, R (1, 6) OBP: 0.347, SLG: 0.429			C SI 90 F SL 88 F FF 92 T CU 82 0-2 K		L SI 91 C CU 80 X CU 83 0-2 1 1B 1B		C SI 92 F SI 93 S SL 89 0-3 K			3	0	1	0	0	2	1
1 Jarrod Dyson, L (1, 8) OBP: 0.400, SLG: 0.368			C SI 91 X SL 88 0-1 12 G6-3 12 S 1B		B SI 92 X SI 90 1-0 1-3 1B			C SL 88 C CU 81 B FF 92 F CU 82 C SI 93 1-3 K		3	0	2	0	0	1	0
12 Brett Hayes, R (1, 2)			B SI 90 X SL 87 1-0 G6-3 1-3			C SI 90 X SI 91 0-1 G4-3		X SL 88 0-0 G6-3		3	0	0	0	0	0	1
Inning Stats	R: 0 E: 0 K: 1 S: 9 H: 0 LOB: 0 BB: 0 P: 14	R: 0 E: 0 K: 1 S: 7 H: 0 LOB: 0 BB: 0 P: 9	R: 0 E: 0 K: 1 S: 8 H: 1 LOB: 1 BB: 0 P: 11	R: 0 E: 0 K: 1 S: 7 H: 0 LOB: 0 BB: 0 P: 11	R: 0 E: 0 K: 1 S: 9 H: 2 LOB: 2 BB: 0 P: 10	R: 0 E: 0 K: 1 S: 7 H: 0 LOB: 0 BB: 0 P: 8	R: 1 E: 1 K: 2 S: 12 H: 1 LOB: 1 BB: 0 P: 18	R: 0 E: 0 K: 1 S: 6 H: 0 LOB: 0 BB: 0 P: 7	R: 0 E: 0 K: 2 S: 10 H: 0 LOB: 0 BB: 0 P: 13	1B: 4 2B: 0 3B: 0 HR: 0	SF: 0 SAC: 0 DP: 0 HBP: 0	WP: 0 PB: 0 SB: 1 CS: 0	PA: 31				

TOP

Kansas City Royals @ Cleveland Indians

Progressive Field, Cleveland, OH

Thu Apr 24 2014, 12:08 PM - 2:21 PM EDT

Att. 10,440 - Overcast - 49 F

livebaseballscorecards.com

AB	31
R	1
H	4
RBI	0
BB	0
SO	11
LOB	3

PITCHER		IP	WLS	BF	H	R	ER	SO	BB	IBB	HBP	BLK	WP	HR	S	P	ERA	WHIP
28 Corey Kluber, R ERA: 3.9	(1, 1)	9.0	W	31	4	1	0	11	0	0	0	0	0	0	75	101	0.00	0.444

PITCHER	IP	WLS	BF	H	R	ER	SO	BB	IBB	HBP	BLK	WP	HR	S	P	ERA	WHIP

BOTTOM

Kansas City Royals @ Cleveland Indians

Progressive Field, Cleveland, OH

Thu Apr 24 2014, 12:08 PM - 2:21 PM EDT

Att. 10,440 - Overcast - 49 F

livebaseballscorecards.com

Batter	1	2	3	4	5	6	7	8	9	AB	R	H	RBI	BB	SO	LOB
13 Asdrúbal Cabrera, S (1, 6) OBP: 0.315, SLG: 0.375	F SI 80 F SI 82 X SI 84 0-2 22 E 33 PB 22 G3-2 1B			F CU 73 X SI 82 0-1 ① L8	X SL 80 0-0 33 WP 2B 2-H 3-H			B SI 89 C CH 85 F SI 90 X CH 86 1-2 ① G4-3		4	0	2	2	0	0	0
33 Nick Swisher, S (1, 3) OBP: 0.290, SLG: 0.318	C CH 74 F SI 83 B CH 74 F SL 81 S CU 70 1-3 ① K 1-2			B CU 71 F CU 71 F SL 80 F SI 85 B FF 85 B SL 80 T SL 80 3-2 ② K	C SI 89 F SL 79 B SL 79 S CH 85 1-3 ② K 2-3			F CH 85 B CU 75 B SI 90 X CH 85 2-1 ② P6		4	0	0	0	0	3	2
22 Jason Kipnis, L (1, 4) OBP: 0.362, SLG: 0.436	B SI 83 C SI 82 2 SAFE X EP 70 1-1 ②③ G3-2 2-Hf			B SI 82 F SL 80 B SI 83 X SI 83 2-1 ③ F8	F SI 90 B SI 91 B SL 80 S CH 85 S CH 86 2-3 ③ K			B CU 75 B CH 85 X SI 90 2-0 2B		4	0	1	0	0	1	2
41 Carlos Santana, S (1, 5) OBP: 0.308, SLG: 0.219		B SI 81 B CH 73 C SL 78 F SL 79 F SL 81 F SL 79 X SI 84 2-2 ① F8			C CU 72 B SI 83 B CH 74 F SL 80 X SL 79 2-2 23 1B 2B	B SI 89 X SI 90 1-0 ① G3		B SI 90 S SI 89 B CH 86 B CH 86 F SI 90 X SI 91 3-2 ③ F7		4	1	1	0	0	0	1
23 Michael Brantley, L (1, 8) OBP: 0.374, SLG: 0.494		C SI 83 B SL 80 C CU 73 B SI 84 F SI 83 X EP 70 2-2 ② F9			X SI 83 0-0 10 1B 9 BB 7 1B 1B 2-H	X SI 90 0-0 ② F8				3	1	1	1	0	0	0
9 Ryan Raburn, R (1, 10) OBP: 0.226, SLG: 0.204		F SI 84 B CU 72 X CH 74 1-1 ③ F8			D CU 73 S SL 80 1 SAFE 1 SAFE F SL 80 1 SAFE F FF 86 1 SAFE D CU 72 4-2 B SL 81 1 SAFE B SL 80 10 1B 7 1B BB 1-2	B SL 83 C SL 82 B FF 90 S FF 91 T FF 92 2-2 ③ K				2	1	0	0	1	1	0
10 Yan Gomes, R (1, 2) OBP: 0.315, SLG: 0.433			B SI 83 C SL 80 B CU 73 B CU 73 F SL 79 X SL 79 3-2 ① F8		F SI 84 B SL 81 X SL 81 1-1 4 SH1-3 7 1B 13 2B 1B 1-2 2-3		C FF 91 C CU 75 S FF 92 0-3 ① K			3	1	1	0	0	1	0
7 David Murphy, L (1, 9) OBP: 0.357, SLG: 0.484			C SL 80 X SL 79 0-1 ② G4-3		C SL 80 B SI 83 F CU 71 B SL 79 X SI 84 2-2 4 SH1-3 13 2B 1B 1-2 2-H 3-H		X SI 90 0-0 ② F8			3	1	1	2	0	0	0
4 Mike Aviles, R (1, 7) OBP: 0.283, SLG: 0.333			C SI 83 B CU 73 B CH 74 X SI 82 2-1 ③ F9		X SI 84 0-0 ① SH1-3 1-2 2-3		B FF 92 X FF 91 1-0 ③ F9			2	0	0	0	0	0	0
Inning Stats	R: 0 E: 1 K: 1 S: 9 H: 1 LOB: 0 BB: 0 P: 11	R: 0 E: 0 K: 0 S: 11 H: 0 LOB: 0 BB: 0 P: 16	R: 0 E: 0 K: 0 S: 7 H: 0 LOB: 0 BB: 0 P: 12	R: 0 E: 0 K: 1 S: 8 H: 0 LOB: 0 BB: 0 P: 13	R: 5 E: 0 K: 2 S: 20 H: 5 LOB: 1 BB: 1 P: 32	R: 0 E: 0 K: 1 S: 5 H: 0 LOB: 0 BB: 0 P: 8	R: 0 E: 0 K: 1 S: 5 H: 0 LOB: 0 BB: 0 P: 6	R: 0 E: 0 K: 0 S: 9 H: 1 LOB: 1 BB: 0 P: 17		1B: 4 2B: 4 3B: 0 HR: 0	SF: 0 SAC: 1 DP: 1 HBP: 0		WP: 1 PB: 1 SB: 0 CS: 0	PA: 31		

PITCHER		IP	WLS	BF	H	R	ER	SO	BB	IBB	HBP	BLK	WP	HR	S	P	ERA	WHIP
52 Bruce Chen, L ERA: 7.45	(1, 1)	4.1	L	19	6	5	5	2	1	0	0	0	0	0	49	75	10.38	1.615
48 Michael Mariot, R ERA: 2.35	(5, 1)	3.2		12	1	0	0	4	0	0	0	0	1	0	25	40	0.00	0.273

PITCHER	IP	WLS	BF	H	R	ER	SO	BB	IBB	HBP	BLK	WP	HR	S	P	ERA	WHIP

AB	29
R	5
H	7
RBI	5
BB	1
SO	6
LOB	5

Cleveland Indians @ San Francisco Giants

AT&T Park, San Francisco, CA

Fri Apr 25 2014, 7:16 PM - 9:57 PM PDT

Att. 41,296 - Cloudy - 52 F

livebaseballscorecards.com

TOP

Batter	1	2	3	4	5	6	7	8	9	AB	R	H	RBI	BB	SO	LOB
24 Michael Bourn, L (1, 8) OBP: 0.316, SLG: 0.371	C SI 88 B CU 76 B CU 76 S SI 88 X SI 88 2-2 ① G4-3		C SI 89 B FS 81 B FS 81 B SI 90 X FF 88 3-1 33 1B 3B		B FS 78 F SI 89 B CU 76 X SI 88 2-1 ③ G4-3			B SI 90 B SI 91 C SI 90 B SI 91 B SI 90 4-1 22 FC4-6 33 1B BB	B SL 80 B SI 85 C SI 84 X SI 85 2-1 ③ G3 2-3	4	1	1	0	1	0	2
33 Nick Swisher, S (1, 3) OBP: 0.298, SLG: 0.326	X SI 88 0-0 ② F8		B FS 84 B SI 89 X SI 90 2-0 3-H 1B			C FS 80 S FC 82 S FC 84 0-3 ① K		B CU 70 C SI 91 B SI 90 B SI 90 X SI 91 3-1 22 FC4-6 1B 1-2		4	0	2	1	0	1	0
22 Jason Kipnis, L (1, 4) OBP: 0.367, SLG: 0.439	C SI 89 X SI 89 0-1 41 BB 1B		C SI 89 C CU 76 B FC 85 B SI 88 F CU 77 F SI 88 X SI 89 2-2 ② F8			B SI 90 B FC 83 F SI 88 X FC 83 2-1 41 BB 1B		X SI 91 0-0 ① FC4-6 23 S 1-2f 2-3		4	0	2	0	0	0	3
41 Carlos Santana, S (1, 2) OBP: 0.316, SLG: 0.213	D FS 81 B FC 84 B SI 88 C SI 89 1 SAFE B SI 87 4-1 1-2 BB		B FS 81 S SI 88 B SI 90 C FS 82 X SI 89 2-2 ③ G1-3			B SI 89 F SI 88 B SI 88 C SI 89 F SI 89 B FC 85 B SI 89 4-2 1-2 BB		F SI 91 B CU 74 C SI 91 T CH 86 1-2 ② K		2	0	0	0	2	1	3
23 Michael Brantley, L (1, 7) OBP: 0.358, SLG: 0.471	C FS 80 B FC 84 B SI 88 B SI 88 X FC 85 3-1 ③ L3			X SI 86 0-0 ① G3	B FS 81 B SI 89 C SI 89 S FC 85 C SI 90 2-3 ② K			F SI 90 B SI 92 C CU 75 F CH 86 B CU 75 B CU 74 S SI 92 3-3 ③ K 1-2		4	0	0	0	0	2	6
13 Asdrúbal Cabrera, S (1, 6) OBP: 0.301, SLG: 0.357		B SI 86 B FS 78 F SI 87 X FC 83 2-1 ① P5		C FF 87 X FS 79 0-1 ② G3-1		X FS 81 0-0 ③ L3			C SI 84 B CH 78 B SL 79 X SI 84 2-1 E9 24 S 4 G1-3	4	0	0	0	0	0	2
8 Lonnie Chisenhall, L (1, 5) OBP: 0.442, SLG: 0.550 4 Mike Aviles, R (9, PH) OBP: 0.277, SLG: 0.326		B SI 88 C SI 88 X SI 88 1-1 ② G4-3		C SI 85 X FC 83 0-1 ③ F7			F FS 79 B CU 76 F FC 83 B SI 88 C SI 89 2-3 ① K		C SI 86 C SI 86 B SL 80 F SL 81 X SI 85 1-2 ① G1-3 1-2	3 1	0 0	0 0	0 0	0 0	1 0	0 1
7 David Murphy, L (1, 9) OBP: 0.338, SLG: 0.455		C SI 88 C CU 75 B FS 80 X FS 81 1-2 ③ G3-1			C SI 86 F CU 74 X FC 83 0-2 ① G6-3		C SI 88 F FC 83 X FC 85 0-2 ② G3		B SI 86 C SI 85 S SI 85 C SI 86 1-3 ② K	4	0	0	0	0	1	1
59 Carlos Carrasco, R (1, 1) 30 Elliot Johnson, S (7, PH) OBP: 0.083, SLG: 0.167 88 Josh Outman, L (7, 1) 20 C.C. Lee, R (7, 1) 48 Scott Atchison, R (8, 1) 9 Ryan Raburn, R (9, PH) OBP: 0.241, SLG: 0.204			C SI 88 B SI 88 F SI 88 B FC 83 S FC 83 2-3 ① K		C SI 88 S CU 76 S SI 88 0-3 ② K		X SI 88 0-0 ③ G4-3		D SI 85 B SI 84 C SI 85 S SI 85 B SI 83 4-1 BB	2 1 0 0 0 0 0	0 0 0 0 0 0 0	0 0 0 0 0 0 0	0 0 0 0 0 0 1	0 0 0 0 0 0 0	2 0 0 0 0 0 0	0 0 0 0 0 0 0
Inning Stats	R: 0 E: 0 K: 0 S: 9 H: 1 LOB: 2 BB: 1 P: 18	R: 0 E: 0 K: 0 S: 7 H: 0 LOB: 0 BB: 0 P: 11	R: 1 E: 0 K: 1 S: 14 H: 2 LOB: 1 BB: 0 P: 25	R: 0 E: 0 K: 0 S: 5 H: 0 LOB: 0 BB: 0 P: 5	R: 0 E: 0 K: 1 S: 8 H: 0 LOB: 0 BB: 0 P: 10	R: 0 E: 0 K: 2 S: 12 H: 1 LOB: 2 BB: 1 P: 20	R: 0 E: 0 K: 1 S: 7 H: 0 LOB: 0 BB: 0 P: 9	R: 0 E: 0 K: 2 S: 11 H: 1 LOB: 2 BB: 1 P: 22	R: 0 E: 1 K: 1 S: 12 H: 0 LOB: 2 BB: 1 P: 22	1B: 4 2B: 0 3B: 1 HR: 0	SF: 0 SAC: 0 DP: 0 HBP: 0					

	AB	33
	R	1
	H	5
	RBI	1
	BB	4
	SO	8
	LOB	18

WP: 0 PA: 37
PB: 0
SB: 2
CS: 0

PITCHER		IP	WLS	BF	H	R	ER	SO	BB	IBB	HBP	BLK	WP	HR	S	P	ERA	WHIP
17 Tim Hudson, R ERA: 2.19	(1, 1)	7.0	W	27	4	1	1	5	2	0	0	0	0	0	62	98	1.29	0.857
41 Jeremy Affeldt, L ERA:	(8, 1)	1.0		5	1	0	0	2	1	0	0	0	0	0	11	22	0.00	2.000
49 Javier López, L ERA:	(9, 1)	1.0		5	0	0	0	1	1	0	0	0	0	0	12	22	0.00	1.000

PITCHER	IP	WLS	BF	H	R	ER	SO	BB	IBB	HBP	BLK	WP	HR	S	P	ERA	WHIP

BOTTOM

Cleveland Indians @ San Francisco Giants

AT&T Park, San Francisco, CA

Fri Apr 25 2014, 7:16 PM - 9:57 PM PDT

Att. 41,296 - Cloudy - 52 F

livebaseballscorecards.com

Batter	1	2	3	4	5	6	7	8	9	AB	R	H	RBI	BB	SO	LOB
16 Ángel Pagán, S (1, 8) OBP: 0.380, SLG: 0.430	B FF 95 C FF 93 B CH 89 B FF 96 X FF 96 3-1 8 3B 1B		B FF 92 C CU 76 F FF 92 B CU 82 X CH 86 2-2 8 S 8 1B 1B		B CU 78 C FF 93 F FF 92 X CU 80 1-2 ② G1-3		C SI 92 C SI 92 1 SAFE B CU 82 B CU 81 F CU 81 S SI 92 2-3 ③ K			4	2	2	0	0	1	1
41 Jeremy Affeldt, L (8, 1)										0	0	0	0	0	0	0
49 Javier López, L (9, 1)										0	0	0	0	0	0	0
8 Hunter Pence, R (1, 9) OBP: 0.347, SLG: 0.409	B FF 95 X FF 94 1-0 38 SF9 1-H 3B		1 SAFE C CU 82 X SL 83 0-1 9 CS 1-H 1B		B CU 79 F CH 85 B CH 87 X SI 92 2-1 ③ G6-3			C SL 88 B CU 80 C CU 77 B FF 93 F CU 80 F SL 88 X CU 80 2-2 ① L6		4	1	2	2	0	0	0
9 Brandon Belt, L (1, 3) OBP: 0.323, SLG: 0.538	B CU 79 F FF 95 S CH 87 F CH 87 F FF 96 B CH 88 S SL 86 2-3 ① K		F CH 90 B FF 92 1 SAFE B SI 93 F CH 88 S FF 94 2-3 ①② K 1-2			C CU 78 S CH 87 F SL 84 B SI 92 F CU 80 S FF 95 1-3 ① K		B SL 88 B FF 92 X SL 86 2-0 ② G4-3		4	0	0	0	0	3	2
28 Buster Posey, R (1, 2) OBP: 0.313, SLG: 0.397	B CU 83 B FF 93 B FF 93 B FF 93 4-0 BB		X CU 82 0-0 ③ G5-3			C FF 95 F CH 88 B SL 84 B SL 85 B FF 96 F CH 87 S SL 85 3-3 ② K		X SL 86 0-0 ③ G4-3		3	0	0	0	1	1	0
38 Michael Morse, R (1, 7) OBP: 0.338, SLG: 0.600	X FF 96 0-0 ② SF9 3-H			C CU 81 F CH 86 X FF 92 0-2 HR		C CU 85 B SI 94 B CU 79 S CH 89 X SL 87 2-2 ③ G5-3				2	1	1	2	0	0	0
2 Juan Carlos Perez, R (7, 7) (8, 8)										0	0	0	0	0	0	0
48 Pablo Sandoval, S (1, 5) OBP: 0.261, SLG: 0.305	B CU 80 F FF 94 1 SAFE F FF 95 B FF 93 X SL 86 2-2 ③ F9			B FF 92 C CU 77 F CU 79 S FF 93 1-3 ① K			X SI 90 0-0 35 1B 3B			3	1	1	0	0	1	1
35 Brandon Crawford, L (1, 6) OBP: 0.359, SLG: 0.415		S FF 92 S FF 94 B FF 94 B CU 78 X FF 95 2-2 ① F8		F SI 93 B CU 78 F FF 94 B CU 77 B FF 93 F FF 93 X FF 94 3-2 ② G4-3			X FF 89 0-0 3-H 1B			3	0	1	1	0	0	0
14 Brandon Hicks, R (1, 4) OBP: 0.389, SLG: 0.442		F FF 94 S CU 83 B SL 85 B FF 94 X CU 83 2-2 ② P3		B CU 80 X SI 94 1-0 ③ F8			B SI 90 B SI 90 F SI 90 B SI 91 F SI 91 S CU 82 3-3 ① K			3	0	0	0	0	1	1
17 Tim Hudson, R (1, 1) OBP: 0.083, SLG: 0.083		S FF 96 B FF 95 F FF 94 F FF 96 X SL 84 1-2 ③ G1-3			F FF 92 B SL 84 B SI 93 F SI 91 C CU 77 2-3 ① K		B SI 92 C SI 91 X SI 92 1-1 ② F7			2	0	0	0	0	1	0
7 Grégor Blanco, L (7, PH) OBP: 0.229, SLG: 0.167										1	0	0	0	0	0	1
Inning Stats	R: 2 E: 0 K: 1 S: 12 H: 2 LOB: 1 BB: 1 P: 24	R: 0 E: 0 K: 0 S: 10 H: 0 LOB: 0 BB: 0 P: 15	R: 1 E: 0 K: 1 S: 10 H: 2 LOB: 0 BB: 0 P: 14	R: 1 E: 0 K: 1 S: 11 H: 1 LOB: 0 BB: 0 P: 16	R: 0 E: 0 K: 1 S: 8 H: 0 LOB: 0 BB: 0 P: 13	R: 0 E: 0 K: 2 S: 12 H: 0 LOB: 0 BB: 0 P: 18	R: 1 E: 0 K: 2 S: 11 H: 2 LOB: 1 BB: 0 P: 17	R: 0 E: 0 K: 0 S: 7 H: 0 LOB: 0 BB: 0 P: 11		1B: 4 2B: 0 3B: 2 HR: 1 SF: 1 SAC: 0 DP: 0 HBP: 0					WP: 0 PB: 0 SB: 1 CS: 1 PA: 31	

PITCHER		IP	WLS	BF	H	R	ER	SO	BB	IBB	HBP	BLK	WP	HR	S	P	ERA	WHIP
59 Carlos Carrasco, R ERA: 6.95	(1, 1)	6.0	L	23	5	4	4	6	1	0	0	0	0	1	63	100	6.00	1.000
88 Josh Outman, L ERA: 2.35	(7, 1)	0.0		2	2	1	1	0	0	0	0	0	0	0	2	2	∞	∞
20 C.C. Lee, R ERA: 2.84	(7, 1)	1.0		3	0	0	0	2	0	0	0	0	0	0	9	15	0.00	0.000
48 Scott Atchison, R ERA: 2.7	(8, 1)	1.0		3	0	0	0	0	0	0	0	0	0	0	7	11	0.00	0.000

PITCHER	IP	WLS	BF	H	R	ER	SO	BB	IBB	HBP	BLK	WP	HR	S	P	ERA	WHIP

AB	29
R	5
H	7
RBI	5
BB	1
SO	8
LOB	6

Batter	1	2	3	4	5	6	7	8	9	AB	R	H	RBI	BB	SO	LOB
24 Michael Bourn, L (1, 8) OBP: 0.326, SLG: 0.400	C SI 91 B CU 76 F FF 91 F CU 76 B FF 92 F SL 81 B CH 85 X SI 90 3-2 33 F7 22 1B 2B	C CH 84 X CH 83 0-1 ③ G4-3			B SI 88 C CH 82 B CU 74 X SI 88 2-1 33 2B 1B	C FF 92 B CH 83 X CH 83 1-1 ③ F8			X FF 88 0-0 ① F7	5	2	2	0	0	0	3
33 Nick Swisher, S (1, 3) OBP: 0.303, SLG: 0.351	B CH 83 B CH 84 X SI 90 2-0 ① F7 2-3		C CH 83 F CH 83 X FF 92 0-2 22 PB 22 G4-3 2B		1 SAFE B SI 89 C SI 89 X FF 88 1-1 22 G3 1-H 2B		C CH 85 B CH 85 C CH 85 F CH 86 S CH 87 1-3 ① K		C SI 88 B SI 88 S CH 82 F CH 83 B SI 86 X SI 88 2-2 ② G1-3 1-2	5	1	2	1	0	1	2
22 Jason Kipnis, L (1, 4) OBP: 0.359, SLG: 0.425	C FF 92 X CU 77 0-1 3-H 1B		B SI 90 B CH 84 C FF 90 X FF 90 2-1 ① G4-3 2-H		D CH 83 C SI 91 B CH 83 X CH 82 2-1 ① G3 2-3		F FF 92 C CH 86 X CH 87 0-2 ② G4-3		C SI 86 B SI 87 X SI 88 1-1 ③ G6-3	5	0	1	2	0	0	3
41 Carlos Santana, S (1, 5) OBP: 0.313, SLG: 0.205	1 SAFE B FF 91 X FF 91 1-0 ② P6		B SL 81 S CH 83 F SI 90 F CH 83 B CH 85 C CH 81 2-3 ② K		D CH 84 B CU 75 B CH 83 X SI 88 3-0 ② G3		B CH 87 B FF 92 F FF 91 F CH 87 B CH 87 B CH 85 4-2 23 FC3-6 BB			3	0	0	0	1	1	2
23 Michael Brantley, L (1, 7) OBP: 0.354, SLG: 0.455	B CH 82 1 SAFE X FF 90 1-0 ③ G3		B SI 89 B FF 90 C SI 89 C CH 83 B SI 91 X CH 84 3-2 ③ G4-3		F CH 83 B FF 90 B SI 88 B SI 89 B CH 83 4-1 13 BB BB		B CU 74 D SI 90 X SI 91 2-0 ③ FC3-6 1-2f			3	0	0	0	1	0	2
13 Asdrúbal Cabrera, S (1, 6) OBP: 0.299, SLG: 0.345		B SI 91 C SI 90 C CH 84 F FF 92 X CH 85 1-2 ① G3		C SI 88 C CU 74 S CH 83 0-3 ① K	F FF 89 B FF 89 D CH 82 B FF 89 F FF 89 D CH 83 4-2 1-2 BB			B SI 90 F SI 91 B CU 74 X SI 91 2-1 ① F8		3	0	0	0	1	1	0
10 Yan Gomes, R (1, 2) OBP: 0.312, SLG: 0.423		C FF 91 B SL 82 B SL 80 F FF 90 B FF 91 S SL 82 3-3 ② K		B SL 82 S SL 82 X SI 90 1-1 34 B3-5-4 7 1B 1B	S SI 94 B SI 95 B FF 95 F FF 95 S FF 95 2-3 ③ K			C SI 90 S CH 87 X CH 86 0-2 ② G6-3		4	0	1	0	0	2	3
7 David Murphy, L (1, 9) OBP: 0.346, SLG: 0.457		C FF 90 S CU 76 B FF 90 B SI 91 X FF 88 2-2 34 1B 1B		S CH 82 B SI 90 C SI 89 B CH 83 B SL 80 F CH 84 F SI 90 X FF 88 3-2 1-2 1B		B FF 92 X FF 91 1-0 ① L3		X SI 90 0-0 ③ G4-3		4	0	2	0	0	0	0
34 Zach McAllister, R (1, 1) OBP: 0.500, SLG: 0.500 8 Lonnie Chisenhall, L (6, PH) OBP: 0.432, SLG: 0.537 20 C.C. Lee, R (6, 1) 88 Josh Outman, L (6, 1) 27 Bryan Shaw, S (7, 1) 25 Jason Giambi, L (9, PH) 28 Corey Kluber, R (9, PR)		S FF 90 S FF 90 X FF 90 0-2 1-3 1B		X FF 90 0-0 ② ③ B3-5-4 2-3f		X FF 92 0-0 ② L3			C FF 87 B SL 79 F FF 87 H SL 79 2-2 33 G1-3 HBP	2 1 0 0 0 0 0	0 0 0 0 0 0 0	1 0 0 0 0 0 0	0 0 0 0 0 0 0	0 0 0 0 0 0 0	0 0 0 0 0 0 0	2 0 0 0 0 0 0
Inning Stats	R: 1 E: 0 K: 0 S: 10 H: 2 LOB: 1 BB: 0 P: 17	R: 0 E: 0 K: 1 S: 15 H: 2 LOB: 2 BB: 0 P: 21	R: 1 E: 0 K: 1 S: 12 H: 1 LOB: 0 BB: 0 P: 19	R: 0 E: 0 K: 1 S: 11 H: 2 LOB: 2 BB: 0 P: 15	R: 1 E: 0 K: 1 S: 13 H: 2 LOB: 3 BB: 2 P: 31	R: 0 E: 0 K: 0 S: 4 H: 0 LOB: 0 BB: 0 P: 6	R: 0 E: 0 K: 1 S: 10 H: 0 LOB: 1 BB: 1 P: 17	R: 0 E: 0 K: 0 S: 6 H: 0 LOB: 0 BB: 0 P: 8	R: 0 E: 0 K: 0 S: 9 H: 0 LOB: 2 BB: 0 P: 14	1B: 6 2B: 3 3B: 0 HR: 0 SF: 0 SAC: 0 DP: 1 HBP: 1						

PITCHER		IP	WLS	BF	H	R	ER	SO	BB	IBB	HBP	BLK	WP	HR	S	P	ERA	WHIP
55 Tim Lincecum, R ERA: 5.96	(1, 1)	4.2		24	9	3	2	3	2	0	0	0	0	0	58	98	3.86	2.357
57 Juan Gutierrez, R ERA: 3.18	(5, 1)	0.1	W	1	0	0	0	1	0	0	0	0	0	0	3	5	0.00	0.000
63 Jean Machi, R ERA: 0.84	(6, 1)	1.2	H	6	0	0	0	1	1	0	0	0	0	0	13	20	0.00	0.600
41 Jeremy Affeldt, L ERA:	(7, 1)	1.1	H	4	0	0	0	0	0	0	0	0	0	0	7	11	0.00	0.000
54 Sergio Romo, R ERA: 2.7	(9, 1)	1.0	S	4	0	0	0	0	0	0	1	0	0	0	9	14	0.00	0.000

PITCHER	IP	WLS	BF	H	R	ER	SO	BB	IBB	HBP	BLK	WP	HR	S	P	ERA	WHIP

TOP

Cleveland Indians @ San Francisco Giants

AT&T Park, San Francisco, CA

Sat Apr 26 2014, 1:07 PM - 3:52 PM PDT

Att. 42,088 - Cloudy - 57 F

livebaseballscorecards.com

AB	35
R	3
H	9
RBI	3
BB	3
SO	5
LOB	17

PA: 39

WP: 0
PB: 1
SB: 0
CS: 0

Batter	1	2	3	4	5	6	7	8	9	AB	R	H	RBI	BB	SO	LOB
16 Ángel Pagán, S (1, 8) OBP: 0.375, SLG: 0.438	C FF 90 X FF 91 0-1 8 G6-3 2B		C FF 91 C FF 92 X SL 83 0-2 ③ F9		S CH 82 B SI 93 B CH 80 B SI 93 F SI 92 X SI 93 3-2 ② SF8 2-3 3-H		C FC 92 B FC 92 S FC 92 B FC 92 X CH 88 2-2 ③ P6			3	0	1	1	0	0	0
8 Hunter Pence, R (1, 9) OBP: 0.343, SLG: 0.402	B SI 92 F FF 92 B SI 94 S FF 94 F SI 94 X SI 94 2-2 ① G6-3 2-3			X SI 93 0-0 ① L8	S SL 82 D SL 83 F SI 95 X SI 95 1-2 9 E 1-H 3-H 1B			C FC 92 B SL 81 X FC 91 1-1 ① F8		4	0	1	2	0	0	1
9 Brandon Belt, L (1, 3) OBP: 0.310, SLG: 0.516	C SI 93 B CH 81 S FF 93 B FF 94 S FF 93 2-3 ② K			C SI 91 X CU 75 0-1 ② F8	1 SAFE S SI 90 1 SAFE S FF 91 S FF 92 0-3 ③ K 1-2			C FC 92 X FC 92 0-1 ② F7		4	0	0	0	0	2	2
28 Buster Posey, R (1, 2) OBP: 0.322, SLG: 0.434	C FF 93 B SL 80 B FF 94 F SI 94 C FF 94 2-3 ③ K			B FF 92 C FF 93 B CU 79 X FF 92 2-1 ③ L9		C SI 91 B CU 83 B CU 80 B SI 92 F SI 92 F SI 92 F SI 93 X CU 82 3-2 HR		C FC 92 H FC 91 1-1 HBP		3	1	1	1	0	1	1
38 Michael Morse, R (1, 7) OBP: 0.338, SLG: 0.589 2 Juan Carlos Perez, R (7, 7)		F FF 92 F FF 93 B SL 82 C FF 94 1-3 ① K			S FF 91 B FF 87 X SI 93 1-1 35 1B 7 1B 1B	B SI 92 C SI 92 F SI 92 F CU 84 C CU 82 1-3 ① K		B FC 92 X FC 91 1-0 ③ F8		3 1	1 0	1 0	0 0	0 0	2 0	0 1
48 Pablo Sandoval, S (1, 5) OBP: 0.253, SLG: 0.294 41 Jeremy Affeldt, L (7, 1) 54 Sergio Romo, R (9, 1)		B FF 90 X FF 92 1-0 ② F7			X FF 90 0-0 ① P5	C CH 78 F FF 91 B SL 84 F SL 83 S FF 92 1-3 ② K				3 0 0	0 0 0	0 0 0	0 0 0	0 0 0	1 0 0	1 0 0
35 Brandon Crawford, L (1, 6) OBP: 0.358, SLG: 0.412		C SI 91 B CU 77 F FF 90 C SI 93 1-3 ③ K			F CH 90 B CH 79 C FF 91 F FF 93 B FF 92 F FF 93 F FF 92 X CU 78 2-2 7 1B 14 BB 16 SF8 1-3 1B	C SL 83 B SI 89 S SL 83 S SL 83 1-3 ③ K				3	1	1	0	0	2	0
14 Brandon Hicks, R (1, 4) OBP: 0.386, SLG: 0.422			X SI 91 0-0 ① F8		D SL 82 S FF 92 C FF 93 B FF 93 B FF 94 F SI 93 B FF 93 4-2 16 SF8 7 1B 8 1B 1-2 BB		C FC 90 B SL 80 S FC 90 B FC 90 S FC 91 2-3 ① K			2	1	0	0	1	1	0
55 Tim Lincecum, L (1, 1) 57 Juan Gutierrez, R (5, 1) 7 Grégor Blanco, L (5, PH) OBP: 0.250, SLG: 0.194 63 Jean Machi, R (6, 1) 13 Joaquin Arias, R (7, 5) OBP: 0.205, SLG: 0.139			C SI 91 F FF 91 S FF 93 0-3 ② K		X FF 91 0-0 8 S 8 1B 1-2 2-3 3-H 1B		F FC 90 X FF 91 0-1 ② G5-3			1 0 1 0 1	0 0 1 0 0	0 0 1 0 0	0 0 0 0 0	1 0 0 0 0	0 0 0 0 0	0 0 0 0 0
Inning Stats	R: 0 E: 0 K: 2 S: 12 H: 1 LOB: 1 BB: 0 P: 18	R: 0 E: 0 K: 2 S: 7 H: 0 LOB: 0 BB: 0 P: 10	R: 0 E: 0 K: 1 S: 7 H: 0 LOB: 0 BB: 0 P: 7	R: 0 E: 0 K: 0 S: 5 H: 0 LOB: 0 BB: 0 P: 7	R: 4 E: 1 K: 1 S: 22 H: 4 LOB: 1 BB: 1 P: 33	R: 1 E: 0 K: 3 S: 16 H: 1 LOB: 0 BB: 0 P: 22	R: 0 E: 0 K: 1 S: 8 H: 0 LOB: 0 BB: 0 P: 12	R: 0 E: 0 K: 0 S: 6 H: 0 LOB: 1 BB: 0 P: 9		1B: 4 2B: 1 3B: 0 HR: 1		SF: 1 SAC: 0 DP: 0 HBP: 1		WP: 0 PB: 0 SB: 1 CS: 0		PA: 32

PITCHER		IP	WLS	BF	H	R	ER	SO	BB	IBB	HBP	BLK	WP	HR	S	P	ERA	WHIP
34 Zach McAllister, R ERA: 3.14	(1, 1)	5.0	L	21	5	4	4	6	1	0	0	0	0	0	53	75	7.20	1.200
20 C.C. Lee, R ERA: 4.05	(6, 1)	0.1		2	1	1	1	1	0	0	0	0	0	1	9	13	27.00	3.000
88 Josh Outman, L ERA: 2.16	(6, 1)	0.2		2	0	0	0	2	0	0	0	0	0	0	7	9	0.00	0.000
27 Bryan Shaw, R ERA: 1.54	(7, 1)	2.0		7	0	0	0	1	0	0	1	0	0	0	14	21	0.00	0.000

PITCHER	IP	WLS	BF	H	R	ER	SO	BB	IBB	HBP	BLK	WP	HR	S	P	ERA	WHIP

BOTTOM

Cleveland Indians @ San Francisco Giants

AT&T Park, San Francisco, CA

Sat Apr 26 2014, 1:07 PM - 3:52 PM PDT

Att. 42,088 - Cloudy - 57 F

livebaseballscorecards.com

AB	29
R	5
H	6
RBI	5
BB	1
SO	10
LOB	6

Cleveland Indians @ San Francisco Giants

AT&T Park, San Francisco, CA

Sun Apr 27 2014, 1:06 PM - 3:48 PM PDT

Att. 41,530 - Cloudy - 57 F

livebaseballscorecards.com

TOP

Batter	1	2	3	4	5	6	7	8	9	AB	R	H	RBI	BB	SO	LOB
24 Michael Bourn, L (1, 8) OBP: 0.340, SLG: 0.409	B SI 91 X SI 91 1-0 41 F9 22 BB 1B		B FF 90 C CU 77 X CU 77 1-1 33 G4-6-3 1B			S FF 90 B CU 77 B CU 77 B SL 90 C FF 90 F FF 91 X FF 91 3-2 ① G4-3		F SI 93 B KC 80 B KC 81 X SI 93 2-1 ③ G4-3		4	0	2	0	0	0	0
33 Nick Swisher, S (1, 3) OBP: 0.292, SLG: 0.337	D CU 78 B CU 76 S CH 84 X FF 90 2-1 ① P5		B CH 82 C SL 85 1 SAFE B CU 77 X CH 84 2-1 ②③ G4-6-3 1-2f			C SL 87 S CH 84 B FF 90 F CH 83 F FF 90 S CU 78 1-3 ② K			S CH 82 S CH 81 B SL 79 X SL 78 1-2 ① G3	4	0	0	0	0	1	2
22 Jason Kipnis, L (1, 4) OBP: 0.364, SLG: 0.416	B FF 89 B CH 83 S FF 90 B FF 91 1 SAFE F SI 89 B FF 90 4-2 1-2 BB			B SI 90 B SL 87 B SI 90 C FF 90 C SL 88 D CH 84 4-2 BB		B FF 90 C FF 90 X CH 84 1-1 ③ G3			B SI 88 X CH 82 1-0 ② G3-1	2	0	0	0	2	0	0
41 Carlos Santana, S (1, 5) OBP: 0.301, SLG: 0.195	B SL 88 X FF 91 1-0 ② F9 2-3			B CU 77 B FF 89 F FF 89 B SL 88 X FF 90 3-1 ① P2			B CU 75 X SL 89 1-0 ① P1		B CH 80 S CH 81 B CH 80 S SI 88 B CH 81 S SL 79 3-3 ③ K	4	0	0	0	0	1	3
23 Michael Brantley, L (1, 7) OBP: 0.343, SLG: 0.440	B CH 83 B SI 91 C CH 83 X CU 79 2-1 ③ G4-3			1 SAFE B SL 88 C SL 87 B FF 90 S SI 90 X FF 90 2-2 ② F8			B CH 83 X SI 90 1-0 ② G3-1			3	0	0	0	0	0	3
13 Asdrúbal Cabrera, S (1, 6) OBP: 0.290, SLG: 0.333		B CH 82 F SI 90 B FF 91 S FF 91 X CH 83 2-2 ① P6		F CH 82 X FF 89 0-1 ③ G3			F SI 89 B SI 89 B FF 89 B SI 90 F SL 88 S SL 87 3-3 ③ K			3	0	0	0	0	1	1
10 Yan Gomes, R (1, 2) OBP: 0.313, SLG: 0.459		B SL 88 B CU 78 C FF 91 F FF 90 B CU 79 F FF 91 S FF 91 3-3 ② K			B SL 87 C CU 76 F FF 90 B FF 89 X SL 88 2-2 ① F9			C FF 93 S FF 93 B KC 80 X FF 93 1-2 HR		3	1	1	1	0	1	0
7 David Murphy, L (1, 9) OBP: 0.333, SLG: 0.438		C CU 78 B FF 90 F FF 90 B FF 91 S CU 78 2-3 ③ K			C FF 89 X CU 76 0-1 ② G4-3			X FF 92 0-0 ① G4-3		3	0	0	0	0	1	0
31 Danny Salazar, R (1, 1) 8 Lonnie Chisenhall, L (8, PH) OBP: 0.422, SLG: 0.524 35 Marc Rzepczynski, L (8, 1) 37 Cody Allen, R (8, 1)			B FF 91 F FF 90 S CU 76 S FF 90 1-3 ① K		S FF 89 B SI 89 S CU 76 B CU 75 F CU 75 B FF 89 S FF 89 3-3 ③ K			C KC 80 B SL 88 S SI 92 B CH 87 S FF 94 2-3 ② K		2 1 0 0	0 0 0 0	0 0 0 0	0 0 0 0	2 1 0 0	0 0 0 0	0 0 0 0

Inning Stats	1	2	3	4	5	6	7	8	9
R:	0	0	0	0	0	0	0	1	0
E:	0	0	0	0	0	0	0	0	0
K:	0	2	1	0	1	1	1	1	1
S:	8	10	7	9	9	11	5	9	7
H:	1	0	1	0	0	0	0	1	0
LOB:	2	0	0	1	0	0	0	0	0
BB:	1	0	0	1	0	0	0	0	0
P:	18	17	11	18	14	16	10	14	12

1B:	2
2B:	0
3B:	0
HR:	1
SF:	0
SAC:	0
DP:	1
HBP:	0
WP:	0
PB:	0
SB:	0
CS:	0
PA:	31

AB	29
R	1
H	3
RBI	1
BB	2
SO	8
LOB	9

PITCHER		IP	WLS	BF	H	R	ER	SO	BB	IBB	HBP	BLK	WP	HR	S	P	ERA	WHIP
32 Ryan Vogelsong, R ERA: 5.4	(1, 1)	7.0		24	2	0	0	6	2	0	0	0	0	0	59	104	0.00	0.571
46 Santiago Casilla, R ERA: 1.26	(8, 1)	1.0	B	4	1	1	1	1	0	0	0	0	0	1	9	14	9.00	1.000
54 Sergio Romo, R ERA: 2.45	(9, 1)	1.0	W	3	0	0	0	1	0	0	0	0	0	0	7	12	0.00	0.000

PITCHER		IP	WLS	BF	H	R	ER	SO	BB	IBB	HBP	BLK	WP	HR	S	P	ERA	WHIP

Cleveland Indians @ San Francisco Giants

AT&T Park, San Francisco, CA

Sun Apr 27 2014, 1:06 PM - 3:48 PM PDT

Att. 41,530 - Cloudy - 57 F

livebaseballscorecards.com

BOTTOM

Batter	1	2	3	4	5	6	7	8	9	AB	R	H	RBI	BB	SO	LOB
16 Ángel Pagán, S (1, 8) OBP: 0.370, SLG: 0.441	B FF 92 F FF 93 X FF 92 1-1 ① G4-3		C FF 93 F CH 83 F SI 94 F FF 96 B CH 83 X FF 94 1-2 ② G4-3		B CH 81 X FF 94 1-0 ② L6			B SI 93 C SL 85 X SI 87 1-1 8 F9 2B		4	0	1	0	0	0	0
8 Hunter Pence, R (1, 9) OBP: 0.349, SLG: 0.400	C FF 94 B SL 87 B FF 95 S FF 94 B FF 96 B FF 96 4-2 28 1B BB		C FF 96 B FF 94 C SL 84 B FF 96 X SI 94 2-2 1B		B FF 94 S SL 83 B FF 94 B FF 95 S FF 95 S FF 96 3-3 ③ K			B KC 86 S FF 97 X KC 87 1-1 ② F9 2-3		3	0	1	0	1	1	1
9 Brandon Belt, L (1, 3) OBP: 0.298, SLG: 0.495	B FF 93 B FF 93 S FF 93 1 SAFE B FF 94 S FF 94 S FF 95 3-3 ② K		F FF 90 S FF 92 S FF 94 0-3 ③ K			B FF 90 S FF 91 M FF 91 B FF 93 B FF 92 S FF 96 2-3 ① K		S FF 97 S FF 97 B FF 97 F FF 96 S FF 97 1-3 ③ K		4	0	0	0	0	4	3
28 Buster Posey, R (1, 2) OBP: 0.330, SLG: 0.438 6 Ehire Adrianza, S (9, PR) OBP: 0.192, SLG: 0.240	C FF 94 1 SAFE B FF 93 C FF 95 X FF 97 1-2 1-2 1B			C FF 90 C FF 94 F FF 95 B SL 85 X SL 84 1-2 ① L8		X FF 93 0-0 ② F9			F FF 97 X FF 97 0-1 7 SH3-4 14 HR 1B	4 0	0 1	2 0	0 0	0 0	0 0	0 0
38 Michael Morse, R (1, 7) OBP: 0.325, SLG: 0.566 2 Juan Carlos Perez, R (7, 7) 7 Grégor Blanco, L (9, PH) OBP: 0.250, SLG: 0.194	C FF 93 F SL 84 S SI 94 0-3 ③ K			X CH 82 0-0 ② F7		F FF 92 F FF 95 X CH 83 0-2 ③ G5-3			B FF 95 C FF 95 X FF 96 1-1 ① SH3-4 1-2	3 0 0	0 0 0	0 0 0	0 0 0	0 0 0	1 0 0	2 0 0
48 Pablo Sandoval, S (1, 5) OBP: 0.263, SLG: 0.315		C FF 93 B FF 94 X SI 93 1-1 ① G6-3		B FF 93 B FF 92 X FF 93 2-0 35 2B 2B			B SL 90 B FF 93 S FF 92 C SI 92 X CH 82 2-2 35 G4-6-3 1B		F FF 96 B KC 85 B KC 85 S FF 96 B FF 96 S FF 96 3-3 ② K	4	1	2	0	0	1	2
35 Brandon Crawford, L (1, 6) OBP: 0.365, SLG: 0.423		C FF 93 B FF 90 F FF 95 X FF 96 1-2 ② G5-3		X SI 91 0-0 2-H 2B			X SI 91 0-0 ①② G4-6-3 1-2f		I IN 60 I IN 65 I IN 63 I IN 63 4-0 14 HR IBB	3	1	1	1	1	0	1
14 Brandon Hicks, R (1, 4) OBP: 0.377, SLG: 0.469		F FF 94 F FF 95 B SL 85 S SL 83 1-3 ③ K		S SL 82 B FF 94 X SL 82 1-1 ③ F8			C FF 94 B SI 93 B SL 85 F FF 96 X FF 96 2-2 ③ F9		B KC 86 X FF 96 1-0 1-H 2-H HR	4	1	1	3	0	1	1
32 Ryan Vogelsong, R (1, 1) OBP: 0.111, SLG: 0.111 46 Santiago Casilla, R (8, 1) 13 Joaquin Arias, R (8, PH) OBP: 0.200, SLG: 0.135 54 Sergio Romo, R (9, 1)			C FF 94 B FF 94 B FF 94 B FF 94 C FF 94 C FF 94 3-3 ① K		F FF 93 B FF 93 B FF 93 F FF 93 B FF 96 S FF 95 3-3 ① K			C SI 92 X SI 92 0-1 ① G1-4-3		2 0 1 0	0 0 0 0	0 0 0 0	0 0 0 0	0 0 0 0	2 0 0 0	0 0 0 0

Inning Stats	1	2	3	4	5	6	7	8	9
	R: 0 E: 0 K: 2 S: 13 H: 1 LOB: 2 BB: 1 P: 22	R: 0 E: 0 K: 1 S: 8 H: 0 LOB: 0 BB: 0 P: 11	R: 0 E: 0 K: 2 S: 14 H: 1 LOB: 1 BB: 0 P: 20	R: 1 E: 0 K: 0 S: 9 H: 2 LOB: 1 BB: 0 P: 13	R: 0 E: 0 K: 2 S: 7 H: 0 LOB: 0 BB: 0 P: 14	R: 0 E: 0 K: 1 S: 8 H: 0 LOB: 0 BB: 0 P: 10	R: 0 E: 0 K: 0 S: 7 H: 1 LOB: 0 BB: 0 P: 11	R: 0 E: 0 K: 1 S: 10 H: 1 LOB: 1 BB: 0 P: 13	R: 3 E: 0 K: 1 S: 8 H: 2 LOB: 1 BB: 1 P: 17

	AB	R	H	RBI	BB	SO	LOB
	32	4	8	4	2	10	10

	1B	SF	WP	PA
	4	0	0	35
	2B	SAC	PB	
	3	1	0	
	3B	DP	SB	
	0	1	0	
	HR	HBP	CS	
	1	0	0	

PITCHER		IP	WLS	BF	H	R	ER	SO	BB	IBB	HBP	BLK	WP	HR	S	P	ERA	WHIP
31 Danny Salazar, R ERA: 6.04	(1, 1)	7.0		26	5	1	1	8	1	0	0	0	0	0	66	101	1.29	0.857
35 Marc Rzepczynski, L ERA: 0.93	(8, 1)	0.1		2	1	0	0	0	0	0	0	0	0	0	4	5	0.00	3.000
37 Cody Allen, R ERA: 2.53	(8, 1)	1.1	L	7	2	3	3	2	0	1	0	0	0	1	14	25	20.25	1.500

PITCHER	IP	WLS	BF	H	R	ER	SO	BB	IBB	HBP	BLK	WP	HR	S	P	ERA	WHIP

Cleveland Indians @ Los Angeles Angels

Angel Stadium of Anaheim, Anaheim, CA

Mon Apr 28 2014, 7:09 PM - 9:48 PM PDT

Att. 37,654 - Clear - 74 F

livebaseballscorecards.com

TOP

Batter	1	2	3	4	5	6	7	8	9	AB	R	H	RBI	BB	SO	LOB
24 Michael Bourn, L (1, 8) OBP: 0.314, SLG: 0.375	C FF 92 B SI 93 X FF 93 1-1 ① P4			C CH 82 S CH 84 X FF 92 0-2 ① L6	S SI 91 B SI 92 F SI 91 B CU 76 X FF 92 2-2 ③ F8			B FF 92 C FF 92 S CH 86 X CH 87 1-2 ② L8		4	0	0	0	0	0	1
33 Nick Swisher, S (1, 3) OBP: 0.299, SLG: 0.346	C FF 92 C SI 93 B FF 93 B FF 94 B CU 79 F FF 93 X FF 93 3-2 ② L9			B SI 92 B CH 84 C FF 91 C SI 92 X SI 93 2-2 41 HR 2B		C SI 91 B CU 76 C SI 91 F CU 76 F FF 92 F CU 76 C SI 94 1-3 ① K		C FF 93 C FF 93 B CH 89 B CH 87 B FF 92 B CH 88 4-2 BB		3	1	1	0	1	1	0
22 Jason Kipnis, L (1, 4) OBP: 0.360, SLG: 0.402	B FF 94 B FF 92 C FF 92 B FF 93 X FF 93 3-1 ③ F7			C CU 74 B SI 92 B CU 75 B CH 81 F SI 90 B CU 76 4-2 41 HR BB		B FF 93 F SI 92 S SI 92 C SI 92 1-3 ② K		X FF 93 0-0 ③ L7		3	1	0	0	1	1	1
41 Carlos Santana, S (1, 10) OBP: 0.308, SLG: 0.244		B FF 92 C FF 90 C CH 84 F FF 92 B FF 93 X CU 77 2-2 ① G5-3		T CH 84 C SI 92 B CU 78 B CH 84 X CU 78 2-2 1-H 2-H HR		C SI 92 B SI 92 B CH 84 B SI 91 X SI 92 3-1 E5 1B			C FF 90 B SL 82 X SL 81 1-1 ① P2	4	1	2	3	0	0	0
9 Ryan Raburn, R (1, 9) OBP: 0.228, SLG: 0.192 7 David Murphy, L (9, PH) OBP: 0.341, SLG: 0.446		C FF 92 B SI 92 S SI 92 S CU 77 1-3 ② K		X SI 92 0-0 ② F9		F CH 82 F FF 91 X SI 92 0-2 ③ F9			B FF 90 F SI 89 F SL 81 B SL 81 B FF 90 X SI 88 3-2 23 FC3-6 1B	3 1	0 0	0 1	0 0	0 0	1 0	1 0
23 Michael Brantley, L (1, 7) OBP: 0.330, SLG: 0.421		C FF 92 X SI 93 0-1 ③ G4-3		X FF 92 0-0 ③ P6			X FF 90 0-0 ① B2-3		C SL 81 B FF 91 F SI 89 F FF 90 X FF 90 1-2 ② FC3-6 13 DI 1-2f	4	0	0	0	0	0	1
13 Asdrúbal Cabrera, S (1, 6) OBP: 0.279, SLG: 0.319			C SI 92 F CH 84 F FF 92 S CU 77 0-3 ① K		F SI 91 B CU 75 X SI 92 1-1 ① G6-3		X FF 91 0-0 ② F9		C SL 81 B SL 82 S SL 81 B FF 90 F FF 91 B FF 90 X FF 90 3-2 ③ L8 1-2	4	0	0	0	0	1	1
10 Yan Gomes, R (1, 2) OBP: 0.313, SLG: 0.455			C SI 93 F FF 92 C FF 93 0-3 ② K		B CH 84 F SI 92 X SI 92 1-1 4 G3 1B		C FF 91 F CU 74 F CU 78 S FF 92 0-3 ③ K			3	0	1	0	0	2	0
4 Mike Aviles, R (1, 5) OBP: 0.265, SLG: 0.311 8 Lonnie Chisenhall, L (8, PH) OBP: 0.413, SLG: 0.512 (8, 5)			C SI 93 B SI 92 C SI 94 B FF 94 B CU 77 X SI 92 3-2 ③ G3		C SI 91 B CH 82 1 SAFE F SI 91 B SI 92 B CH 85 X SI 92 3-2 ② G3 1-2			X CH 86 0-0 ① F9		2 1	0 0	0 0	0 0	0 0	0 0	0 0	1 0
Inning Stats	R: 0 E: 0 K: 0 S: 8 H: 0 LOB: 0 BB: 0 P: 15	R: 0 E: 0 K: 1 S: 9 H: 0 LOB: 0 BB: 0 P: 12	R: 0 E: 0 K: 2 S: 10 H: 0 LOB: 0 BB: 0 P: 13	R: 3 E: 0 K: 0 S: 13 H: 2 LOB: 0 BB: 1 P: 21	R: 0 E: 0 K: 0 S: 10 H: 1 LOB: 1 BB: 0 P: 17	R: 0 E: 1 K: 2 S: 14 H: 1 LOB: 1 BB: 0 P: 19	R: 0 E: 0 K: 1 S: 6 H: 0 LOB: 0 BB: 0 P: 6	R: 0 E: 0 K: 0 S: 7 H: 0 LOB: 1 BB: 1 P: 12	R: 0 E: 0 K: 0 S: 13 H: 1 LOB: 1 BB: 0 P: 21	1B: 3 2B: 1 3B: 0 HR: 1 SF: 0 SAC: 0 DP: 0 HBP: 0						

	AB	32
	R	3
	H	5
	RBI	3
	BB	2
	SO	6
	LOB	6

WP: 0 PA: 34
PB: 0
SB: 0
CS: 0

PITCHER		IP	WLS	BF	H	R	ER	SO	BB	IBB	HBP	BLK	WP	HR	S	P	ERA	WHIP
45 Tyler Skaggs, L ERA: 3.34	(1, 1)	7.0		26	4	3	3	6	1	0	0	0	0	1	70	103	3.86	0.714
59 Fernando Salas, R ERA: 2.53	(8, 1)	1.0	W	4	0	0	0	0	1	0	0	0	0	0	7	12	0.00	1.000
38 Joe Smith, R ERA: 3.27	(9, 1)	1.0	S	4	1	0	0	0	0	0	0	0	0	0	13	21	0.00	1.000

PITCHER		IP	WLS	BF	H	R	ER	SO	BB	IBB	HBP	BLK	WP	HR	S	P	ERA	WHIP

Cleveland Indians @ Los Angeles Angels

Angel Stadium of Anaheim, Anaheim, CA

Mon Apr 28 2014, 7:09 PM - 9:48 PM PDT

Att. 37,654 - Clear - 74 F

livebaseballscorecards.com

BOTTOM

Batter	1	2	3	4	5	6	7	8	9	AB	R	H	RBI	BB	SO	LOB
2 Erick Aybar, S (1, 6) OBP: 0.299, SLG: 0.396	B FF 90 B SI 86 C SI 89 B FF 94 C SI 88 X SI 87 3-2 G5-3		X SI 88 0-0 G3		B SI 91 C SI 88 B SI 90 X SI 89 2-1 2-H 3-H 2B			C SI 88 X SI 89 0-1 1-2 SH5-3		3	0	1	2	0	0	0
27 Mike Trout, R (1, 8) OBP: 0.391, SLG: 0.606	C FF 94 B SI 92 B SI 92 B FF 92 S SI 86 F FF 90 X SI 89 3-2 5 G4-3 3B		C SI 89 B SI 91 F SI 88 B SL 84 C SL 82 2-3 K		B SL 80 B SI 88 X SI 88 2-0 G5-3			C SI 90 B SL 82 F SI 90 F SL 83 B SL 81 B SL 79 F SI 90 X SL 79 3-2 2-H 28 3B 1B		4	2	2	1	0	1	1
5 Albert Pujols, R (1, 3) OBP: 0.351, SLG: 0.602	C SI 91 B SL 82 F SI 91 X SI 93 1-2 G4-3 3-H			C SI 87 B SI 91 B SL 82 B SI 85 F SI 86 X SI 87 3-2 G6-3		B SL 79 F SI 87 F SI 90 F SL 82 X SL 82 1-2 F7		I IN 56 I IN 51 I IN 52 I IN 51 4-0 28 3B IBB		3	1	0	1	1	0	0
28 Raul Ibanez, L (1, 7) OBP: 0.232, SLG: 0.342 7 Collin Cowgill, R (8, PR) OBP: 0.359, SLG: 0.543 (9, 9)	C FF 91 X SI 91 0-1 G1-3			C SI 88 C FF 92 X SI 92 0-2 47 G1-6-3 1B		S SI 87 S SL 80 S SI 90 0-3 K		S SI 88 X SI 90 0-1 1-H 2-H 3B		4 0	0 0	2 0	2 0	0 0	1 0	0 0
47 Howie Kendrick, R (1, 4) OBP: 0.365, SLG: 0.417		C SI 90 X SI 91 0-1 G1-3		C SL 80 B SI 92 C SI 88 X SI 91 1-2 1-2f G1-6-3		B SI 88 X SI 89 1-0 G6-3		F FC 92 B FC 92 B SL 81 B FC 91 B FC 91 4-1 44 S BB		3	0	0	0	1	0	1
44 Ian Stewart, L (1, 5) OBP: 0.283, SLG: 0.469		B FF 92 S FF 93 B FF 92 C SI 90 X FF 94 2-2 P6			B FF 90 S SI 88 C FF 92 B SI 89 F FF 91 B FF 92 B SI 86 4-2 16 SH5-3 6 1B 2 2B BB		B SI 88 X FF 91 1-0 L8	B FC 92 S FC 92 S FC 93 S FC 93 1-3 1-2 K		3	1	0	0	1	1	2
6 David Freese, R (1, 10) OBP: 0.229, SLG: 0.267		C SI 90 B SL 83 F SI 91 B SL 83 X SI 92 2-2 1B			B SI 89 X SI 88 1-0 16 SH5-3 2 2B 1-2 1B		B SL 78 C SI 88 C SL 81 S SL 84 1-3 K	C FC 92 S SL 80 S FC 94 0-3 K		4	1	2	0	0	2	2
16 Hank Conger, L (1, 2) OBP: 0.313, SLG: 0.484		X SI 90 0-0 F9			X SI 91 0-0 1-2 2-3 SH5-3		C SI 90 S SL 82 B SI 92 C SL 83 1-3 K			2	0	0	0	0	1	1
3 JB Shuck, L (1, 9) OBP: 0.171, SLG: 0.250 (9, 7)			C FF 90 T SI 90 F SI 92 X SL 82 0-2 L8		B SI 89 F SI 90 F SI 89 S SL 85 1-3 K2-3			X SI 87 0-0 2 SH5-3 27 1B E3		3	1	0	0	0	1	2
Inning Stats	R: 1 E: 0 K: 0 S: 12 H: 1 LOB: 0 BB: 0 P: 19	R: 0 E: 0 K: 0 S: 9 H: 1 LOB: 1 BB: 0 P: 13	R: 0 E: 0 K: 1 S: 8 H: 0 LOB: 0 BB: 0 P: 10	R: 0 E: 0 K: 0 S: 9 H: 1 LOB: 0 BB: 0 P: 13	R: 2 E: 0 K: 1 S: 11 H: 2 LOB: 1 BB: 1 P: 21	R: 0 E: 0 K: 1 S: 8 H: 0 LOB: 0 BB: 0 P: 10	R: 0 E: 0 K: 2 S: 7 H: 0 LOB: 0 BB: 0 P: 10	R: 3 E: 1 K: 2 S: 17 H: 2 LOB: 2 BB: 2 P: 29		1B: 4 2B: 1 3B: 2 HR: 0 SF: 0 SAC: 2 DP: 1 HBP: 0						

PITCHER		IP	WLS	BF	H	R	ER	SO	BB	IBB	HBP	BLK	WP	HR	S	P	ERA	WHIP
63 Justin Masterson, R ERA: 4.84	(1, 1)	7.1	L	31	7	6	5	5	1	1	0	0	0	0	74	113	6.14	1.091
27 Bryan Shaw, R ERA: 1.46	(8, 1)	0.2		3	0	0	0	2	1	0	0	0	0	0	7	12	0.00	1.500

PITCHER	IP	WLS	BF	H	R	ER	SO	BB	IBB	HBP	BLK	WP	HR	S	P	ERA	WHIP

AB	29
R	6
H	7
RBI	6
BB	3
SO	7
LOB	9

Cleveland Indians @ Los Angeles Angels

Angel Stadium of Anaheim, Anaheim, CA

Tue Apr 29 2014, 7:08 PM - 10:43 PM PDT

Att. 35,131 - Clear - 84 F

TOP

livebaseballscorecards.com

Batter	1	2	3	4	5	6	7	8	9	AB	R	H	RBI	BB	SO	LOB
24 Michael Bourn, L (1, 8) OBP: 0.304, SLG: 0.358	C FF 82 X CH 81 0-1 ① G4-3		B CH 81 F SI 84 F FF 85 B FF 84 S CU 70 2-3 ③ K		C CU 67 F CH 78 B FC 84 B SL 78 B CH 77 S CU 68 3-3 ③ K		X SI 92 0-0 4 1B 8 BB 41 BB 1B	C FF 93 C FF 93 X CH 87 0-2 ②③ G6-4-3 1-2f		5	1	1	0	0	2	3
8 Lonnie Chisenhall, L (1, 5) OBP: 0.412, SLG: 0.489	C SI 83 B SI 82 B SI 83 X SI 85 2-1 ② F8			B SI 82 B SI 82 C CU 67 X CH 76 2-1 22 G6-4-3 1B		B CU 68 C CU 66 F SI 82 S CH 76 1-3 ① K	B CH 86 B SI 94 B SI 93 C SI 90 D SI 93 4-1 41 BB 4 1B 23 SF7 1-2 BB		C FF 89 F FF 89 F SL 82 X FF 90 0-2 ① F7	4	1	1	0	1	1	0
22 Jason Kipnis, L (1, 4) OBP: 0.354, SLG: 0.394 4 Mike Aviles, R (4, 4) OBP: 0.294, SLG: 0.340 33 Nick Swisher, S (9, PH) OBP: 0.297, SLG: 0.343	C FF 85 X FF 85 0-1 ③ L7			D CU 68 1 SAFE C SI 83 B CH 77 1 SAFE F CU 69 1 SAFE X FF 87 2-2 ①② G6-4-3 1-2f	C CU 66 X SL 77 0-1 41 HR 1B	C CH 84 X FF 93 0-1 41 BB 1B 1-2 2-3		B FF 90 C SI 89 S FF 90 C SL 82 1-3 ② K	2	0	0	0	0	0	1
										2	1	2	0	0	0	0
										1	0	0	0	0	1	0
41 Carlos Santana, S (1, 3) OBP: 0.321, SLG: 0.289		B SI 83 C CU 68 S CH 78 F SI 84 F SL 78 B CH 77 X CH 78 2-2 ① G3-1		B CU 69 X SI 83 1-0 1B	B FF 84 X CH 78 1-0 1-H HR	B FF 92 B FF 91 D FF 91 B FF 91 4-0 1-2 2-3 3-H BB		C SI 90 B SL 81 F SI 89 S FF 90 1-3 ③ K	4	1	2	3	1	1	0
23 Michael Brantley, L (1, 7) OBP: 0.327, SLG: 0.429		B SI 84 B CU 69 C FF 84 X CH 79 2-1 ② G1-3		C CU 70 S CH 78 X SL 76 0-2 ③ F7	C SI 84 X SI 84 0-1 13 1B 2B	B SL 81 C FF 90 X SL 82 1-1 ① SF7 3-H			3	0	1	1	0	0	1
13 Asdrúbal Cabrera, S (1, 6) OBP: 0.296, SLG: 0.337		C FF 82 X CH 77 0-1 1B			B SI 85 F SI 84 B FF 86 X CH 77 2-1 10 S 7 BB 1B	B SI 85 S CU 69 B SI 86 X CH 79 2-1 7 BB 2-3 1B	C CH 86 B CH 85 F FF 94 D CU 83 S FF 96 2-3 ② K		4	0	3	0	0	1	2
25 Jason Giambi, L (1, 10)		C SI 84 1 SAFE 1 SAFE B SI 84 B CH 78 B FF 85 C CH 77 S CH 78 3-3 ③ K		C CU 68 F CU 71 B FF 85 S SI 86 1-3 ① K	X FF 94 0-0 ② L6	X FF 96 0-0 ③ L9			4	0	0	0	0	2	6
7 David Murphy, L (1, 9) OBP: 0.360, SLG: 0.440			B CH 81 X CU 67 1-0 ① G4-3		B SI 86 C CH 78 C FF 86 D CU 72 B CH 76 B FF 87 4-2 10 S 1-2 BB	B FF 95 F FF 96 B FF 94 B FF 95 B FF 95 4-1 1-2 BB		C FF 92 F KC 84 B CH 89 B CH 87 B FF 93 B FF 94 4-2 24 G6-4-3 BB		1	0	0	0	3	0	0
10 Yan Gomes, R (1, 2) OBP: 0.299, SLG: 0.432			C SL 82 X FF 85 0-1 ② F9		2 SAFE C CU 68 F FF 82 B SL 79 B CH 75 B CH 77 S CU 68 3-3 ② K 1-2 2-3	C SL 81 F FF 95 S FF 96 0-3 ③ K		B FF 92 C FF 93 1 SAFE B KC 85 X FF 93 2-1 ① P5		4	0	0	0	0	2	6
Inning Stats	R: 0 E: 0 K: 0 S: 6 H: 0 LOB: 0 BB: 0 P: 8	R: 0 E: 0 K: 1 S: 12 H: 1 LOB: 1 BB: 0 P: 19	R: 0 E: 0 K: 1 S: 6 H: 0 LOB: 0 BB: 0 P: 9	R: 0 E: 0 K: 0 S: 9 H: 2 LOB: 1 BB: 0 P: 14	R: 0 E: 0 K: 3 S: 13 H: 1 LOB: 2 BB: 1 P: 26	R: 2 E: 0 K: 2 S: 15 H: 4 LOB: 3 BB: 1 P: 23	R: 2 E: 0 K: 1 S: 10 H: 2 LOB: 2 BB: 2 P: 21	R: 0 E: 0 K: 0 S: 7 H: 0 LOB: 0 BB: 1 P: 13	R: 0 E: 0 K: 2 S: 10 H: 0 LOB: 0 BB: 0 P: 12	1B: 8 2B: 1 3B: 0 HR: 1 SF: 1 SAC: 0 DP: 2 HBP: 0						

	AB	34
	R	4
	H	10
	RBI	4
	BB	5
	SO	10
	LOB	19

PITCHER		IP	WLS	BF	H	R	ER	SO	BB	IBB	HBP	BLK	WP	HR	S	P	ERA	WHIP
36 Jered Weaver, R ERA: 4.0	(1, 1)	5.1	W	24	8	2	2	6	1	0	0	0	0	1	56	90	3.38	1.688
58 Michael Kohn, R ERA: 1.29	(6, 1)	0.2	H	3	0	0	0	1	1	0	0	0	0	0	5	9	0.00	1.500
60 Yoslan Herrera, R ERA: 4.5	(7, 1)	0.0		3	2	2	2	0	1	0	0	0	0	0	4	8	∞	∞
63 Nick Maronde, L ERA: 1.8	(7, 1)	0.1	H	2	0	0	0	0	1	0	0	0	0	0	2	7	0.00	3.000
40 Kevin Jepsen, R ERA: 4.82	(7, 1)	0.2	H	2	0	0	0	1	0	0	0	0	0	0	4	6	0.00	0.000

PITCHER		IP	WLS	BF	H	R	ER	SO	BB	IBB	HBP	BLK	WP	HR	S	P	ERA	WHIP
59 Fernando Salas, R ERA: 2.31	(8, 1)	1.0	H	3	0	0	0	0	1	0	0	0	0	0	7	13	0.00	1.000
38 Joe Smith, R ERA: 3.0	(9, 1)	1.0	S	3	0	0	0	2	0	0	0	0	0	0	10	12	0.00	0.000

WP: 0 PB: 0 SB: 2 CS: 0 PA: 40

Batter	1	2	3	4	5	6	7	8	9	AB	R	H	RBI	BB	SO	LOB
47 Howie Kendrick, R (1, 4) OBP: 0.378, SLG: 0.419	C SI 93 H SI 94 1-1 HBP	S SL 88 X CU 82 0-1 ③ F8		B SL 88 2 SAFE B SI 91 M SL 87 X SI 91 2-1 ① SH3-4 1-2 2-3	X SI 95 0-0 1-3 2-H 3-H 1B		B SL 89 S FF 93 B SL 88 B SL 88 B FF 94 4-1 27 BB			2	0	1	2	1	0	2
27 Mike Trout, R (1, 8) OBP: 0.400, SLG: 0.594	B SI 93 F SI 93 B SL 89 1 SAFE X SL 89 2-1 ① F9		B SI 93 F SI 95 B SI 96 B SI 94 B SI 96 4-1 5 S BB	I IN 72 I IN 72 I IN 71 I IN 69 4-0 IBB	C SI 94 1 SAFE C CU 84 B CU 84 B SI 95 F CU 85 X SI 94 2-2 ③ G1-3		1 SAFE C FC 92 B FC 92 B SL 79 F FC 92 1 SAFE F FC 93 B FC 91 F SL 80 4-2 B SL 77 1-2 BB			2	0	0	0	3	0	3
5 Albert Pujols, R (1, 3) OBP: 0.345, SLG: 0.583	X SI 93 0-0 ② L8		1 SAFE C SI 93 B SL 89 X SI 93 1-1 ① G6-3 1-2	B SI 94 F SL 90 B CU 82 X SL 89 2-1 ② F5		C CU 81 X SI 93 0-1 6 G6-4-3 28 BB 2 1B 1B	S FC 92 D SL 80 C FC 90 S FC 91 1-3 ③ K			5	1	1	0	0	1	7
28 Raul Ibanez, L (1, 10) OBP: 0.241, SLG: 0.329	C SI 91 X CH 84 0-1 ③ G4-3		B CH 84 F SI 92 C SI 93 F CU 82 D CH 86 B SL 88 F FF 94 B SL 90 4-2 BB	C CH 86 S SI 95 B SL 90 S CU 83 1-3 ③ K		D SL 84 B SL 82 B FF 92 C FF 92 B FF 92 4-1 6 G6-4-3 1-2 BB		S FC 92 B FC 91 B FC 91 X FC 89 2-1 ① P4		3	0	0	0	2	1	4
6 David Freese, R (1, 5) OBP: 0.239, SLG: 0.275 8 John McDonald, R (9, 5) OBP: 0.400, SLG: 0.429		X SI 93 0-0 2 1B 17 1B 1B	C CU 80 F SI 94 F SL 89 S SI 95 0-3 ② K		X SL 88 0-0 3 FC4-6 2 1B 47 1B 1B	S SL 88 B SL 89 F FF 94 X CU 80 1-2 ①② G6-4-3 1-2f 2-3		B SL 80 F FC 91 B FC 91 X FC 91 2-1 ② F8		5 0	2 0	2 0	0 0	0 0	1 0	4 0
2 Erick Aybar, S (1, 6) OBP: 0.324, SLG: 0.417		X SI 91 0-0 17 1B 1-2 1B	B SI 92 C SI 92 B CH 85 F SI 94 C SI 95 2-3 ③ K		B SI 91 F SI 91 F SI 92 X SI 93 1-2 3 FC4-6 1-2 1B	T FF 94 X CU 80 0-1 3-H 1B		C FC 90 X FC 92 0-1 17 BLK 17 1B 1B		5	1	4	1	0	1	2
17 Chris Iannetta, R (1, 2) OBP: 0.382, SLG: 0.417		B SL 88 F SI 92 X SL 88 1-1 1-3 2-H 1B		B SI 92 B SL 89 X SI 92 2-0 E6 3 1B 7 1B	C SI 93 S CU 81 B SL 91 F SI 94 X CU 81 1-2 ① F4	F SL 89 X FF 93 0-1 ③ F8		1 SAFE C FC 92 B SL 79 B SL 80 X FC 91 2-1 3 S 1-H 1B		5	1	2	2	0	0	3
3 JB Shuck, L (1, 7) OBP: 0.173, SLG: 0.247		L CH 84 C SI 92 T CU 81 0-2 ① K		X SI 93 0-0 47 SH3-4 7 1B 1-3 1B	B SI 93 B CH 85 F SI 93 B SI 94 X SI 94 3-1 ② FC4-6 7 S 47 1B 1-2f 2-3		B FF 92 C SL 88 F FF 92 F CU 82 B FF 94 X CU 80 2-2 ① G1-3	F FC 92 F FC 91 B FC 92 F SL 79 F CH 84 B FC 91 S FC 91 2-3 ③ K 1-2		5	1	1	0	0	2	5
7 Collin Cowgill, R (1, 9) OBP: 0.372, SLG: 0.526		C SI 93 D CU 81 D SL 88 F SI 93 S SL 89 2-3 ② K		X SI 92 0-0 47 SH3-4 1-2 3-H 1B	B CU 81 S SL 89 B SI 94 C SI 94 D CU 83 B SI 94 4-2 47 1B 1-2 BB		B SL 88 C SL 88 B CU 80 X SL 87 2-1 ② G6-3			3	0	1	1	1	1	2
Inning Stats	R: 0 E: 0 K: 0 S: 6 H: 0 LOB: 1 BB: 0 P: 9	R: 1 E: 0 K: 2 S: 12 H: 3 LOB: 2 BB: 0 P: 15	R: 0 E: 0 K: 2 S: 14 H: 0 LOB: 2 BB: 2 P: 25	R: 1 E: 1 K: 1 S: 10 H: 2 LOB: 3 BB: 1 P: 21	R: 2 E: 0 K: 0 S: 17 H: 3 LOB: 2 BB: 1 P: 28	R: 1 E: 0 K: 0 S: 10 H: 2 LOB: 1 BB: 1 P: 15	R: 0 E: 0 K: 1 S: 14 H: 0 LOB: 2 BB: 2 P: 27	R: 1 E: 0 K: 1 S: 13 H: 2 LOB: 1 BB: 0 P: 21		1B: 12 2B: 0 3B: 0 HR: 0 SF: 0 SAC: 1 DP: 1 HBP: 1				WP: 0 PB: 0 SB: 3 CS: 0 PA: 44		

PITCHER		IP	WLS	BF	H	R	ER	SO	BB	IBB	HBP	BLK	WP	HR	S	P	ERA	WHIP
28 Corey Kluber, R ERA: 4.14	(1, 1)	4.2	L	28	8	4	3	5	3	1	1	0	0	0	55	92	5.79	2.357
20 C.C. Lee, R ERA: 5.14	(5, 1)	0.1		2	1	1	1	0	0	0	0	0	0	0	6	8	27.00	3.000
88 Josh Outman, L ERA: 2.16	(6, 1)	0.0		1	0	0	0	0	1	0	0	0	0	0	1	5	∞	∞
48 Scott Atchison, R ERA: 2.31	(6, 1)	1.2		6	1	0	0	0	1	0	0	0	0	0	14	23	0.00	1.200
27 Bryan Shaw, R ERA: 1.98	(7, 1)	1.1		7	2	1	1	2	1	0	0	1	0	0	20	33	6.75	2.250

PITCHER	IP	WLS	BF	H	R	ER	SO	BB	IBB	HBP	BLK	WP	HR	S	P	ERA	WHIP

BOTTOM

Cleveland Indians @ Los Angeles Angels

Angel Stadium of Anaheim, Anaheim, CA

Tue Apr 29 2014, 7:08 PM - 10:43 PM PDT

Att. 35,131 - Clear - 84 F

livebaseballscorecards.com

AB	35
R	6
H	12
RBI	6
BB	7
SO	7
LOB	32

Cleveland Indians @ Los Angeles Angels

Angel Stadium of Anaheim, Anaheim, CA

Wed Apr 30 2014, 4:09 PM - 6:55 PM PDT

Att. 33,334 - Sunny - 92 F

TOP

livebaseballscorecards.com

Batter	1	2	3	4	5	6	7	8	9	AB	R	H	RBI	BB	SO	LOB
24 Michael Bourn, L (1, 8) OBP: 0.300, SLG: 0.351	M FF 92 X SI 90 0-1 ① G5-3		L CU 73 B FF 89 F FF 89 B SI 93 C SL 80 2-3 ① K			S FF 90 B FF 92 B CU 76 X FF 90 2-1 ① G4-3			B FF 93 X FF 93 1-0 4 G4-6-3 1B	4	0	1	0	0	1	1
4 Mike Aviles, R (1, 7) OBP: 0.291, SLG: 0.320	C FF 92 B FF 90 B FF 92 B CH 86 B FF 92 4-1 BB		C CH 85 X FF 90 0-1 ② G5-3 2-3			X CH 86 0-0 ② L7			B FF 93 X FF 94 1-0 ① ② G4-6-3 1-2f	3	0	0	0	1	0	2
33 Nick Swisher, S (1, 3) OBP: 0.287, SLG: 0.330	C FF 90 D CU 76 B FF 90 C SI 90 F CU 79 S FF 92 2-3 ② K		D CU 74 B CH 85 C CH 86 B CU 77 X SI 92 3-1 ③ G3-1			B FF 91 F CH 86 C CU 76 B SI 89 F FF 93 B SL 83 F FF 93 S SL 82 3-3 ③ K			F FF 94 B SL 81 B CH 74 B SI 92 X FF 93 3-1 ③ F8	4	0	0	0	0	2	2
41 Carlos Santana, S (1, 5) OBP: 0.313, SLG: 0.280	C FF 90 B FC 89 1 SAFE D CH 86 F SI 91 B SL 82 X FF 90 3-2 ③ L9			C FF 90 B CU 77 T CH 87 B FF 92 B FF 93 C SI 93 3-3 ① K			X FF 90 0-0 ① P4			3	0	0	0	0	1	1
9 Ryan Raburn, R (1, 10) OBP: 0.217, SLG: 0.182		C FF 91 C CU 74 B CU 76 S SL 81 1-3 ① K		B CU 77 C CH 87 B FF 91 F FF 91 S SI 92 2-3 ② K			C FF 89 X FF 91 0-1 ② P4			3	0	0	0	0	2	0
13 Asdrúbal Cabrera, S (1, 6) OBP: 0.297, SLG: 0.330		C SI 90 H FC 87 1-1 7 WP 7 1B HBP		C SI 92 B CU 78 B FF 90 B CH 85 C FF 91 X SI 93 3-2 ③ G6-3			F FF 90 F FC 86 B SL 83 X CU 76 1-2 ③ G6-3			2	1	0	0	0	0	0
10 Yan Gomes, R (1, 2) OBP: 0.289, SLG: 0.417		S SI 90 B SI 92 S CU 76 1 SAFE B FF 90 F FF 91 D CU 76 F SL 82 X FF 91 3-2 ② F8			B SI 92 C SI 92 C CU 78 X CU 76 1-2 ① G5-3			C FF 92 S CU 78 B FF 91 S SL 83 1-3 ① K2-3		3	0	0	0	0	1	1
7 David Murphy, L (1, 9) OBP: 0.360, SLG: 0.436		B FF 90 S CU 74 X CU 76 1-1 30 CS 1B 1-H			C FF 92 B FF 94 X SL 84 1-1 ② G6-3			X CU 77 0-0 ② G3		3	0	1	1	0	0	0
30 Elliot Johnson, S (1, 4) OBP: 0.133, SLG: 0.267		B FF 90 C FF 89 1-1 ③ CS 1-2	C FF 90 X SI 91 0-1 4 G5-3 2B		F SI 92 B FC 86 S CH 85 B FF 92 B FF 92 F FF 93 F FF 93 S SL 84 3-3 ③ K			B FF 92 C CH 86 B CU 79 C FF 93 F SL 83 F FF 93 B FF 92 X SI 92 3-2 ③ F8		3	0	1	0	0	1	0
Inning Stats	R: 0 E: 0 K: 1 S: 10 H: 0 LOB: 1 BB: 1 P: 19	R: 1 E: 0 K: 1 S: 12 H: 1 LOB: 0 BB: 0 P: 19	R: 0 E: 0 K: 1 S: 9 H: 1 LOB: 1 BB: 0 P: 14	R: 0 E: 0 K: 2 S: 9 H: 0 LOB: 0 BB: 0 P: 17	R: 0 E: 0 K: 1 S: 10 H: 0 LOB: 0 BB: 0 P: 15	R: 0 E: 0 K: 1 S: 8 H: 0 LOB: 0 BB: 0 P: 13	R: 0 E: 0 K: 0 S: 6 H: 0 LOB: 0 BB: 0 P: 7	R: 0 E: 0 K: 1 S: 9 H: 0 LOB: 0 BB: 0 P: 13	R: 0 E: 0 K: 0 S: 4 H: 1 LOB: 0 BB: 0 P: 9	1B: 2 2B: 1 3B: 0 HR: 0 SF: 0 SAC: 0 DP: 1 HBP: 1						

AB	28
R	1
H	3
RBI	1
BB	1
SO	8
LOB	7

WP: 1 PA: 31
PB: 0
SB: 0
CS: 1

PITCHER		IP	WLS	BF	H	R	ER	SO	BB	IBB	HBP	BLK	WP	HR	S	P	ERA	WHIP
33 C.J. Wilson, L ERA: 3.18	(1, 1)	8.0	W	27	2	1	1	8	1	0	1	0	1	0	73	117	1.12	0.375
64 Mike Morin, R ERA:	(9, 1)	1.0		3	1	0	0	0	0	0	0	0	0	0	4	9	0.00	1.000

PITCHER		IP	WLS	BF	H	R	ER	SO	BB	IBB	HBP	BLK	WP	HR	S	P	ERA	WHIP

Batter	1	2	3	4	5	6	7	8	9	AB	R	H	RBI	BB	SO	LOB
47 Howie Kendrick, R (1, 4) OBP: 0.382, SLG: 0.417	B SI 92 F FF 93 B FF 92 B FF 95 F FF 92 B FF 93 4-2 28 S BB		C FF 91 X SL 83 0-1 27 E 27 S 5 SF8 1B		B FF 93 B SI 92 B SI 91 C FF 90 S FC 91 C FF 93 3-3 ① K	B SI 94 S FF 98 X FF 97 1-1 ② FC4-6 27 2B 1-2f 2-3				3	2	1	0	1	1	2
27 Mike Trout, R (1, 8) OBP: 0.403, SLG: 0.596	B SI 91 C SI 92 F FF 93 S SI 94 1-3 ① K		F FF 92 C SI 93 F SI 94 F SI 94 D SL 86 F SI 95 B CH 80 F SI 94 B SI 93 3-3 ① F FF 94 1 SAFE F FF 93 Q FF 94 K 1-3		B CU 78 C CU 78 C SL 84 F SI 96 B FF 95 F FF 95 B CH 82 B SI 94 4-2 5 2B 6 1B BB	B FF 97 B FF 97 F SI 96 X FF 96 2-1 1-H 3-H 2B				3	1	1	2	1	2	2
5 Albert Pujols, R (1, 3) OBP: 0.341, SLG: 0.586	C CU 79 F SI 94 X SI 95 0-2 ② F9		B FF 90 B SL 82 F FF 94 X SL 83 2-1 ② SF8 3-H		F FF 93 F FF 94 B SL 83 F SI 93 X SI 93 1-2 6 1B 1-3 2B	C CU 80 S SL 87 F SL 89 X SL 87 0-2 ③ G5-3				3	1	1	1	0	0	2
28 Raul Ibanez, L (1, 10) OBP: 0.231, SLG: 0.313	1 SAFE C FF 92 C CH 82 B CH 82 1 SAFE 1 SAFE B FF 93 X FF 95 2-2 ③ G3-1 1-2		B FF 92 S SI 93 F CH 82 F FF 93 S CH 83 1-3 ③ K		S SL 85 F SL 85 S SL 85 0-3 ② K		C CU 81 B FF 95 S CH 87 F CU 83 S FF 96 1-3 ① K			4	0	0	0	0	3	3
6 David Freese, R (1, 5) OBP: 0.250, SLG: 0.277		C FF 93 F SL 82 F FF 94 F CU 79 B FF 93 B CH 83 F FF 93 B SL 85 B FF 92 4-2 2 FC6-4 BB	B FF 93 B FF 90 C SI 92 X SI 93 2-1 ① G6-3	X SI 93 0-0 2-H 3-H 1B			B SL 84 X FF 96 1-3 ② F9			3	0	1	2	1	0	0
2 Erick Aybar, S (1, 6) OBP: 0.311, SLG: 0.400		X FF 90 0-0 ① FC6-4 16 HR 1-2f	X FF 91 0-0 ② B5	C SL 84 X SI 94 0-1 ③ G4-3			X FF 96 0-0 ③ P5			4	1	0	0	0	0	2
16 Hank Conger, L (1, 2) OBP: 0.361, SLG: 0.588		C FF 90 B CH 81 F SI 91 F CU 79 X FF 93 1-2 1-H HR	B FF 92 B CH 81 B SI 92 C SI 91 B SI 92 4-1 3 FC5 7 1B BB		C SI 92 F SL 85 B SL 84 B SI 92 X SL 85 2-2 ① F9			B FF 94 X FF 96 1-0 7 G6-4-3 1B		3	1	2	2	1	0	0
7 Collin Cowgill, R (1, 9) OBP: 0.383, SLG: 0.512		C FF 93 C SI 94 C FF 96 0-3 ② K	C CU 77 F SI 94 X SI 94 0-2 3 FC5 1-2 1B		C SL 85 B SI 92 C SL 85 F SL 82 H SI 94 2-2 47 FC4-6 3 1B 27 2B HBP			D SL 91 X FF 97 1-0 ①② G6-4-3 1-2f		3	1	1	0	0	1	1
3 JB Shuck, L (1, 7) OBP: 0.177, SLG: 0.247		B SI 92 B FF 92 C FF 91 X FF 92 2-1 ③ G4-3	C FF 91 S FF 92 F FF 93 D SL 84 F FF 94 X SL 81 1-2 ③ FC5 1-2 2-3f		X SL 84 0-0 47 FC4-6 1-2 1B			B FF 96 C FF 96 B CU 78 X FF 96 2-1 ③ G5-3		4	0	1	0	0	0	2
Inning Stats	R: 0 E: 0 K: 1 S: 11 H: 0 LOB: 1 BB: 1 P: 18	R: 2 E: 0 K: 1 S: 15 H: 1 LOB: 0 BB: 1 P: 22	R: 1 E: 1 K: 2 S: 17 H: 1 LOB: 0 BB: 0 P: 23	R: 0 E: 0 K: 0 S: 12 H: 1 LOB: 2 BB: 1 P: 19	R: 2 E: 0 K: 2 S: 17 H: 2 LOB: 1 BB: 1 P: 25	R: 2 E: 0 K: 0 S: 15 H: 2 LOB: 1 BB: 0 P: 22	R: 0 E: 0 K: 1 S: 6 H: 0 LOB: 0 BB: 0 P: 8	R: 0 E: 0 K: 0 S: 4 H: 1 LOB: 0 BB: 0 P: 8		1B: 5 2B: 2 3B: 0 HR: 1 SF: 1 SAC: 0 DP: 1 HBP: 1					WP: 0 PB: 0 SB: 2 CS: 0 PA: 36	

Cleveland Indians @ Los Angeles Angels

Angel Stadium of Anaheim, Anaheim, CA

Wed Apr 30 2014, 4:09 PM - 6:55 PM PDT

Att. 33,334 - Sunny - 92 F

BOTTOM

livebaseballscorecards.com

AB	30
R	7
H	8
RBI	7
BB	4
SO	7
LOB	14

PITCHER		IP	WLS	BF	H	R	ER	SO	BB	IBB	HBP	BLK	WP	HR	S	P	ERA	WHIP
34 Zach McAllister, R ERA: 3.82	(1, 1)	4.1	L	21	4	5	4	5	4	0	0	0	0	1	66	101	8.31	1.846
35 Marc Rzepczynski, L ERA: 2.53	(5, 1)	1.0		6	2	2	2	1	0	0	1	0	0	0	13	17	18.00	2.000
59 Carlos Carrasco, R ERA: 6.46	(6, 1)	1.2		6	1	0	0	1	0	0	0	0	0	0	14	19	0.00	0.600
44 John Axford, R ERA: 2.53	(8, 1)	1.0		3	1	0	0	0	0	0	0	0	0	0	4	8	0.00	1.000

PITCHER	IP	WLS	BF	H	R	ER	SO	BB	IBB	HBP	BLK	WP	HR	S	P	ERA	WHIP

Batter	1	2	3	4	5	6	7	8	9	AB	R	H	RBI	BB	SO	LOB
1 Adam Eaton, L (1, 8) OBP: 0.363, SLG: 0.378	C FF 90 T FF 91 B FF 93 B SI 92 F FF 94 B FF 92 F FF 94 F FF 93 B FF 95 4-2 15 1B BB	B CH 83 C FF 94 C CH 84 C FF 96 1-3 ② K	B FF 94 F FF 94 F FF 95 X CH 83 1-2 ②③ G6-3 1-2f	B SI 91 B SL 83 B SI 90 D SI 90 4-0 15 WP 1-2 2-3 BB	B SL 84 F SL 80 B FF 90 S SL 81 B SL 82 C FF 92 3-3 ③ K	2	0	0	0	1	1	5
20 Jordan Danks, L (4, 8) OBP: 0.231, SLG: 0.182										1	0	0	0	1	1	1
15 Gordon Beckham, R (1, 4) OBP: 0.226, SLG: 0.207	B FF 91 1 SAFE B FF 90 B FF 91 C FF 92 C FF 93 X FF 94 3-2 44 G6-3 1-3 1B	C CH 85 B SL 88 B SL 81 S CH 83 C FF 95 2-3 ③ K 1-2 3-H	B FF 91 B FF 93 X FF 92 2-0 ① G6-3	C FC 91 B SL 80 B FC 92 F FC 92 F FC 93 F FC 91 X SL 81 2-2 ③ G6-3 1-2 2-3 3-H	S FF 94 S FF 94 B KC 85 S FF 95 1-3 ① K	4	0	1	0	0	1	3
28 Leury García, S (8, 4) OBP: 0.310, SLG: 0.370										1	0	0	0	0	1	0
79 José Abreu, R (1, 3) OBP: 0.331, SLG: 0.625	B FF 94 S FF 92 S FF 95 T FF 95 1-2 ① K	B FF 92 B FF 93 F FF 93 F FF 95 S CH 84 2-3 ① K	B FF 93 S FF 94 B FF 95 F FF 95 B CH 83 X CH 84 3-2 HR	B SI 92 F SI 92 B SI 92 X SI 92 2-1 ① G4-3	X FF 94 0-0 ② F9	5	1	1	1	0	2	2
44 Adam Dunn, L (1, 10) OBP: 0.402, SLG: 0.500	C FF 94 S CH 84 B FF 93 X FF 95 1-2 ②③ G6-3 1-2f	B FF 93 B FF 93 S FF 93 S FF 94 B FF 96 T CH 84 3-2 ② K	B FF 92 C FF 94 B FF 94 F FF 94 B FF 95 F FF 94 B FF 92 4-2 24 G6-4-3 BB	B SI 92 C CU 82 T SI 93 F SI 94 X CU 84 0-2 24 G5-3 1B	C KC 85 X FF 95 0-1 ③ G3	4	0	1	0	1	1	2
24 Dayan Viciedo, R (1, 9) OBP: 0.404, SLG: 0.511		B FF 88 B FF 89 C FF 93 B FF 93 B FF 93 4-1 10 E 30 1B BB	C SL 85 X SL 84 0-1 ③ G5-3	F SL 82 B SL 83 F FF 94 B FF 95 X SL 84 2-2 ②③ G6-4-3 1-2f	B CU 82 X SI 92 1-0 ② G5-3 1-2	3	1	0	0	1	0	2
10 Alexei Ramirez, R (1, 6) OBP: 0.379, SLG: 0.534		C SI 92 S SL 85 F FF 94 F SI 93 X SL 86 0-2 FC5 30 1B 17 1B 1-2	X FF 94 0-0 5 E 30 1B 1B	B FF 89 X FF 92 1-0 30 FC3-6 1B	F SI 93 B CU 83 S CU 83 F CU 83 X SI 94 1-2 ③ G6-3	4	1	2	0	0	0	2
30 Alejandro De Aza, L (1, 7) OBP: 0.264, SLG: 0.365		D CH 82 F FF 92 X FF 94 1-1 17 1B 15 PB 1-2 2-H 1B	B SI 91 S CH 80 X SI 91 1-1 5 E 1-2 1B	D SL 82 D SI 90 X SI 91 2-0 ① FC3-6 20 BB 17 1B 15 WP 1-2f	C SI 89 X SL 82 0-1 ① G4-3	4	2	2	1	0	0	1
5 Marcus Semien, R (1, 5) OBP: 0.276, SLG: 0.355		X FF 93 0-0 ① F8	C CH 81 X SI 91 0-1 FC6 1 G6-3 1-2 2-3	C SI 91 T SL 85 D SL 85 B SI 93 S SL 84 2-3 ② K	C FF 90 C CH 78 B SI 91 X CH 79 1-2 ② G6-3	4	0	0	0	0	1	5
17 Adrian Nieto, S (1, 2) OBP: 0.280, SLG: 0.360		B SI 93 B SI 92 X SI 93 2-0 15 PB 1-3 2-H 1B	B FF 93 B FF 94 B FF 93 C FF 93 S FF 94 T FF 95 3-2 ① K	B SI 90 S SL 84 S SL 83 D SL 85 D SI 91 F SL 85 1 SAFE X SL 85 3-2 15 WP 20 BB 1-2 1B	S SI 90 B FF 91 X CH 81 1-1 2B	4	0	3	1	0	1	3

Inning Stats																							
	R: 0	H: 1	R: 3	H: 2	R: 0	H: 0	R: 0	H: 2	R: 1	H: 1	R: 1	H: 2	R: 0	H: 1	R: 0	H: 1	R: 0	H: 0	1B: 8	SF: 0	WP: 1	PA: 40
	E: 0	LOB: 1	E: 1	LOB: 1	E: 0	LOB: 0	E: 1	LOB: 2	E: 0	LOB: 0	E: 0	LOB: 2	E: 0	LOB: 1	E: 0	LOB: 1	E: 0	LOB: 0	2B: 1	SAC: 0	PB: 1	
	K: 1	BB: 1	K: 2	BB: 1	K: 2	BB: 0	K: 1	BB: 0	K: 0	BB: 1	K: 1	BB: 1	K: 0	BB: 0	K: 1	BB: 0	K: 1	BB: 0	3B: 0	DP: 3	SB: 0	
	S: 14	P: 23	S: 16	P: 26	S: 8	P: 13	S: 11	P: 16	S: 10	P: 21	S: 14	P: 28	S: 11	P: 15	S: 10	P: 15	S: 6	P: 7	HR: 1	HBP: 0	CS: 0	

PITCHER		IP	WLS	BF	H	R	ER	SO	BB	IBB	HBP	BLK	WP	HR	S	P	ERA	WHIP
31 Danny Salazar, R ERA: 5.93	(1, 1)	5.0	W	24	7	5	3	6	3	0	0	0	0	1	60	101	5.40	2.000
35 Marc Rzepczynski, L ERA: 2.38	(6, 1)	0.2		4	1	0	0	1	1	0	0	0	0	0	8	19	0.00	3.000
27 Bryan Shaw, R ERA: 1.93	(6, 1)	0.1	H	1	0	0	0	0	0	0	0	0	1	0	5	7	0.00	0.000
20 C.C. Lee, R ERA: 4.5	(7, 1)	1.0		4	1	0	0	0	0	0	0	0	0	0	11	15	0.00	1.000
88 Josh Outman, L ERA: 1.93	(8, 1)	1.0		4	1	0	0	1	0	0	0	0	0	0	10	15	0.00	1.000

PITCHER		IP	WLS	BF	H	R	ER	SO	BB	IBB	HBP	BLK	WP	HR	S	P	ERA	WHIP
37 Cody Allen, R ERA: 2.31	(9, 1)	1.0		3	0	0	0	1	0	0	0	0	0	0	6	7	0.00	0.000

TOP

Chicago White Sox @ Cleveland Indians

Progressive Field, Cleveland, OH

Fri May 02 2014, 7:09 PM - 10:33 PM EDT

Att. 15,518 - Cloudy - 54 F

livebaseballscorecards.com

AB	36
R	5
H	10
RBI	3
BB	4
SO	9
LOB	26

Batter	1	2	3	4	5	6	7	8	9	AB	R	H	RBI	BB	SO	LOB
24 Michael Bourn, L (1, 8) OBP: 0.292, SLG: 0.339	B FF 85 B CH 86 1-0 P4 B CU 73 B FC 87 C FF 86 X FF 88 3-1 F8 ③		C CU 73 F FC 82 B CH 79 D FC 82 X SI 87 2-2 2-H 1B			B SI 85 C SI 86 B CU 72 F SI 86 B CU 74 X SI 87 3-2 G4-3 ①	B FF 96 C FF 95 B SL 84 F FF 95 X SI 91 2-2 G4-3 ②			5	0	1	1	0	0	2
4 Mike Aviles, R (1, 5) OBP: 0.300, SLG: 0.327	C FF 86 X FC 83 0-1 33 S 41 2B 1B	C CU 79 B FC 80 F CH 85 X FC 83 1-2 L7 ①	B FC 81 B CH 76 X CH 78 2-0 L7 ③			C SI 87 B SL 82 B SI 87 X SI 86 2-1 33 2B 1B	X FF 97 0-0 E5 33 BB			5	2	2	0	0	0	1
33 Nick Swisher, S (1, 3) OBP: 0.299, SLG: 0.339	B FF 85 1 SAFE C CH 84 D CH 77 B SI 86 B CH 79 4-1 41 2B 9 1B 1-2 BB	C FC 82 X CH 79 0-1 F8 ②		C SI 85 B FC 80 F FF 85 B FC 82 X CH 78 2-2 P3 ①		C SI 87 1 SAFE X SL 82 0-1 7 E 23 1B 1-H 2B	B FF 96 B FF 95 B FF 95 B FF 95 4-0 1-2 BB			3	2	1	1	2	0	0
41 Carlos Santana, S (1, 10) OBP: 0.325, SLG: 0.330	B CU 72 C FF 87 B FC 82 B CH 77 X FF 87 3-1 9 1B 1-3 2-H 2B	B CU 78 B FC 82 X FF 85 2-0 HR		C CU 69 B CH 78 B CH 78 C FF 86 C FC 82 2-3 K ②		D SI 86 B SI 87 B SI 87 C SI 86 B CU 73 4-1 7 E 23 1B BB	C SI 90 X SI 91 0-1 G3 ③			4	3	2	2	1	1	2
9 Ryan Raburn, R (1, 9) OBP: 0.238, SLG: 0.193 7 David Murphy, L (6, PH) OBP: 0.363, SLG: 0.430 (7, 9)	S CH 79 X FC 84 0-1 13 BB 23 1B 10 2B 2-H 3-H 1B	C FC 80 B FC 82 F CH 78 B FF 86 B CH 78 B CH 79 4-2 BB		C FC 81 X FC 80 0-1 G1-4-3 ③		B FF 97 B FF 95 X FF 95 2-0 FC4 13 F8 23 1B 10 WP 1-2 2-3		B SI 92 B SI 91 B SI 92 C FF 91 B FF 93 4-1 13 G4-6-3 BB		2 1	1 1	1 0	2 0	1 1	0 0	0 2
23 Michael Brantley, L (1, 7) OBP: 0.339, SLG: 0.466	B FF 87 1 SAFE B SI 86 C FF 86 C FC 81 1 SAFE F CH 79 X FF 87 2-2 13 BB 10 2B 1-2 1B	D CU 79 X FF 86 1-0 G4-3 ③			B CU 67 B FF 85 X FF 85 2-0 HR	B FF 95 F FF 96 B SI 91 X FF 96 2-1 10 WP 1-2 2-H 3-H 1B		B SI 94 B SI 92 F SI 92 C SI 92 S SL 83 2-3 K ①		5	2	3	3	0	1	2
13 Asdrúbal Cabrera, S (1, 6) OBP: 0.302, SLG: 0.327 11 José Ramírez, S (9, 6)	F SI 87 B CH 79 B CH 79 B SI 87 F FF 87 F FF 87 F FF 87 B CH 80 4-2 10 2B 1-2 2-3 BB		B FC 81 S FC 82 X CH 78 1-1 F8 ①			F CU 79 B CH 77 X FC 81 1-1 30 CS 1B	D SL 82 B FF 96 F FF 94 D SL 84 X FF 96 3-1 F8 ② 2-3	B SL 84 B SI 93 F SI 93 S SI 92 F CU 81 D CU 82 X SI 93 3-2 G4-6-3 ②③ 1-2f		4 0	0 0	1 0	0 0	1 0	0 0	3 0
10 Yan Gomes, R (1, 2) OBP: 0.298, SLG: 0.443	C CU 73 F FF 87 X FF 87 0-2 1-3 2-H 3-H 2B		B FC 80 F FC 81 X CH 79 1-1 24 1B 2B			F FC 80 X CH 75 0-1 F9 ①	B SL 83 S FF 96 F FF 97 B SL 83 F FF 96 X FF 97 2-2 G4-3 ③ 1-2 3-H			4	1	2	2	0	0	2
30 Elliot Johnson, S (1, 4) OBP: 0.105, SLG: 0.211	C FF 87 C FC 83 B SI 88 S CH 79 1-3 K ②		B FC 81 X CH 78 1-0 G6-3 ②			B CU 79 F CU 78 B CH 84 1 SAFE F CH 77 C FC 80 2-3 K ②③ 1-2	B FF 94 B FF 94 C FF 94 X FF 95 2-1 F8 ①			4	0	0	0	0	2	4
Inning Stats	R: 5 E: 0 K: 1 S: 24 H: 5 LOB: 2 BB: 2 P: 42	R: 1 E: 0 K: 0 S: 9 H: 1 LOB: 1 BB: 1 P: 17	R: 1 E: 0 K: 0 S: 9 H: 2 LOB: 1 BB: 0 P: 16	R: 0 E: 0 K: 1 S: 8 H: 0 LOB: 0 BB: 0 P: 12	R: 1 E: 0 K: 1 S: 8 H: 2 LOB: 0 BB: 0 P: 13	R: 4 E: 1 K: 0 S: 17 H: 3 LOB: 1 BB: 1 P: 35	R: 0 E: 1 K: 0 S: 8 H: 0 LOB: 2 BB: 1 P: 16	R: 0 E: 0 K: 1 S: 8 H: 0 LOB: 0 BB: 1 P: 17		1B: 7 2B: 4 3B: 0 HR: 2	SF: 0 SAC: 0 DP: 1 HBP: 0			WP: 1 PB: 0 SB: 1 CS: 1	PA: 43	

PITCHER		IP	WLS	BF	H	R	ER	SO	BB	IBB	HBP	BLK	WP	HR	S	P	ERA	WHIP
50 John Danks, L ERA: 5.0	(1, 1)	5.0	L	27	10	8	8	3	3	0	0	0	0	2	58	100	14.40	2.600
37 Scott Downs, L ERA: 7.71	(6, 1)	0.1		4	2	3	2	0	1	0	0	0	0	0	8	17	54.00	9.000
39 Maikel Cleto, R ERA: 2.45	(6, 1)	1.2		9	1	1	0	0	1	0	0	0	1	0	17	34	0.00	1.200
27 Matt Lindstrom, R ERA: 3.46	(8, 1)	1.0		3	0	0	0	1	1	0	0	0	0	0	8	17	0.00	1.000

PITCHER	IP	WLS	BF	H	R	ER	SO	BB	IBB	HBP	BLK	WP	HR	S	P	ERA	WHIP

BOTTOM

Chicago White Sox @ Cleveland Indians

Progressive Field, Cleveland, OH

Fri May 02 2014, 7:09 PM - 10:33 PM EDT

Att. 15,518 - Cloudy - 54 F

livebaseballscorecards.com

AB	37
R	12
H	13
RBI	11
BB	6
SO	4
LOB	18

Batter	1	2	3	4	5	6	7	8	9	AB	R	H	RBI	BB	SO	LOB
30 Alejandro De Aza, L (1, 7) OBP: 0.264, SLG: 0.360	B SI 89 B SI 89 C FF 89 B FF 91 C FF 90 F SI 90 X FF 92 3-2 ① **F8**			B FF 89 F SI 87 X SI 90 1-1 **15 G5-3 1B**		B SI 86 C SI 87 B FF 88 X FF 88 2-1 ① **F9**		F FF 96 C FF 96 F FF 95 B FF 96 F KC 88 F FF 96 X FF 96 1-2 ② **F8**		4	0	1	0	0	0	1
15 Gordon Beckham, R (1, 4) OBP: 0.229, SLG: 0.242	X FF 92 0-0 ② **F9**			B FF 89 B SI 88 C SI 85 B SI 87 F SI 85 X SI 85 3-2 ① **G5-3** **1-2**		C SI 86 X SL 79 0-1 ② **G6-3**		B FF 96 X FF 95 1-0 **1-3 2B**		4	0	1	0	0	0	1
79 José Abreu, R (1, 3) OBP: 0.321, SLG: 0.605	C SI 91 B SL 80 S SL 82 B FF 92 X SI 90 2-2 ③ **G6-3**			B SL 80 B SI 88 C SI 87 C SI 89 F SI 89 S SL 82 2-3 ② **K**		F SI 89 B SI 90 X SL 81 1-1 ③ **G1-3**		S KC 87 S KC 86 S KC 87 0-3 ③ **K**		4	0	0	0	0	2	3
44 Adam Dunn, L (1, 10) OBP: 0.406, SLG: 0.512		F SI 89 B SL 79 B FF 89 X FF 89 2-1 **24 G5-4-3 1B**		C SL 82 X SL 83 0-1 ③ **F7**			C SL 76 B FF 89 B FF 89 F SL 76 X SI 90 2-2 **10 FC6-5 2B**		B FF 93 C FF 93 S SL 86 F FF 94 B CU 76 B SL 84 X FF 95 3-2 ① **G4-3**	4	0	2	0	0	0	1
24 Dayan Viciedo, R (1, 9) OBP: 0.389, SLG: 0.490		C SI 88 B SI 90 X SL 78 1-1 ① ② **G5-4-3** **1-2f**			B SI 89 S SL 79 X SI 88 1-1 **E5 20 WP**		C SI 86 F SL 79 B SL 81 F SI 89 B SL 81 S SI 88 2-3 ① **K**		B FF 95 C FF 94 B SL 87 B SL 88 F FF 95 C FF 94 3-3 ② **K**	4	0	0	0	0	2	2
10 Alexei Ramirez, R (1, 6) OBP: 0.367, SLG: 0.516		B SI 89 F SI 89 F SI 90 B SL 82 S SL 82 2-3 ③ **K**			B SI 89 S SI 88 F SI 90 S SL 82 1-3 ① **K**		F SI 87 X SI 88 0-1 ② **FC6-5** **2-3**		C FF 94 B SL 91 X SL 89 1-1 ③ **P3**	4	0	0	0	0	2	2
20 Jordan Danks, L (1, 8) OBP: 0.238, SLG: 0.171			X FF 89 0-0 ① **G4-3**		B SL 80 F SI 90 B SI 90 B SL 79 B SI 90 4-1 **21 HBP** **2-3 BB**		F FF 90 B SI 89 B SI 88 X SI 85 2-1 ③ **G3**			2	0	0	0	1	0	1
21 Tyler Flowers, R (1, 2) OBP: 0.407, SLG: 0.417			B FF 89 S SI 87 X SI 89 1-1 **E6 5 CS**		B SL 80 F SL 79 H SI 87 2-1 **5 L3** **1-2 HBP**			F SI 86 B SL 79 X SI 87 1-1 **15 2B 1B**		2	0	1	0	0	0	0
5 Marcus Semien, R (1, 5) OBP: 0.270, SLG: 0.346			B SI 87 S SI 88 C SL 80 B SL 82 C SI 90 2-3 ② ③ **K** **1-2**		B SI 87 X SI 87 1-0 ② ③ **L3** **1-1**			C SI 85 C SI 87 B SL 78 S SI 88 1-3 ① **K**		3	0	0	0	0	2	5
Inning Stats	R: 0 E: 0 K: 0 S: 8 H: 0 LOB: 0 BB: 0 P: 13	R: 0 E: 0 K: 1 S: 7 H: 1 LOB: 0 BB: 0 P: 12	R: 0 E: 1 K: 1 S: 6 H: 0 LOB: 0 BB: 0 P: 9	R: 0 E: 0 K: 1 S: 11 H: 1 LOB: 1 BB: 0 P: 17	R: 0 E: 1 K: 1 S: 8 H: 0 LOB: 2 BB: 1 P: 17	R: 0 E: 0 K: 0 S: 6 H: 0 LOB: 0 BB: 0 P: 9	R: 0 E: 0 K: 1 S: 11 H: 1 LOB: 1 BB: 0 P: 17	R: 0 E: 0 K: 2 S: 15 H: 2 LOB: 2 BB: 0 P: 19	R: 0 E: 0 K: 1 S: 9 H: 0 LOB: 0 BB: 0 P: 16	1B: 3 2B: 3 3B: 0 HR: 0	SF: 0 SAC: 0 DP: 2 HBP: 1		WP: 1 PB: 0 SB: 0 CS: 1	PA: 33			

PITCHER		IP	WLS	BF	H	R	ER	SO	BB	IBB	HBP	BLK	WP	HR	S	P	ERA	WHIP
63 Justin Masterson, R ERA: 4.01	(1, 1)	7.1	W	27	4	0	0	6	1	0	1	0	1	0	62	101	0.00	0.682
37 Cody Allen, R ERA: 2.19	(8, 1)	0.2	H	3	1	0	0	1	0	0	0	0	0	0	10	12	0.00	1.500
44 John Axford, R ERA: 2.31	(9, 1)	1.0	S	3	0	0	0	1	0	0	0	0	0	0	9	16	0.00	0.000

PITCHER	IP	WLS	BF	H	R	ER	SO	BB	IBB	HBP	BLK	WP	HR	S	P	ERA	WHIP

TOP

Chicago White Sox @ Cleveland Indians

Progressive Field, Cleveland, OH

Sat May 03 2014, 6:07 PM - 8:44 PM EDT

Att. 15,834 - Clear - 54 F

livebaseballscorecards.com

AB	31
R	0
H	5
RBI	0
BB	1
SO	8
LOB	16

Batter	1	2	3	4	5	6	7	8	9	AB	R	H	RBI	BB	SO	LOB
24 Michael Bourn, L (1, 8) OBP: 0.299, SLG: 0.344 4 Mike Aviles, R (4, 7) OBP: 0.295, SLG: 0.321	C FF 87 F FF 89 B FF 90 X SI 89 1-2 G1-3 ①		X SI 87 0-0 33 BB 1B		X FF 88 0-0 SH3-4 ① 2-3		B SI 88 B SI 86 B SI 87 C SI 86 C SI 87 X SI 87 3-2 G4-3 ③			2 1	0 0	1 0	0 0	0 0	0 0	0 0
33 Nick Swisher, S (1, 3) OBP: 0.298, SLG: 0.333	C SI 90 B SI 89 S SL 82 B CU 76 X SI 91 2-2 F8 ②		1 SAFE B SI 88 B SI 87 C SI 88 1 SAFE B SI 87 B SI 87 4-1 1-2 BB		C FF 88 B FF 89 F CH 81 X CU 78 1-2 SF8 ② 3-H			C SI 90 B SI 92 X CH 84 1-1 G6-3 ①		2	0	0	1	1	0	0
23 Michael Brantley, L (1, 7) OBP: 0.336, SLG: 0.458 (4, 8)	C SI 90 B SI 91 X SI 90 1-1 1B		B SI 89 C SI 88 C FF 89 B SI 90 F SI 88 B SI 88 X SI 88 3-2 F8 ①		C SI 88 B CH 80 B CH 79 F FF 89 F FF 89 F SI 88 B FF 89 X FF 88 3-2 G4-3 ③			X CH 83 0-0 F7 ②		4	0	1	0	0	0	2
41 Carlos Santana, S (1, 2) OBP: 0.315, SLG: 0.317	B SI 90 1 SAFE B SI 88 X SI 89 2-0 G3 ③		C CU 74 B FF 89 B CH 79 C SI 89 B CU 76 X SI 88 3-2 F9 ②			C FF 87 B CU 75 B FF 88 S FF 88 B CH 80 F FF 88 X SI 88 3-2 G4-3 ①		C CH 83 B SL 86 B SI 93 B SI 93 X SI 93 3-1 G3 ③		4	0	0	0	0	0	3
8 Lonnie Chisenhall, L (1, 5)		C FF 88 S CU 76 F FF 90 B CU 76 X CU 75 1-2 13 F7 7 E 2B	F FF 89 X FF 89 0-1 F9 ③			B CU 74 C FF 88 F SI 88 F CU 76 B CH 80 B FF 89 X SI 87 3-2 G3-1 ②				3	1	1	0	0	0	2
13 Asdrúbal Cabrera, S (1, 6) OBP: 0.311, SLG: 0.330		C SI 90 X SI 88 0-1 F7 ① 2-3		C SI 87 B CU 75 F FF 88 B CH 79 X SI 88 2-2 25 G6-5-3 1B		C CU 75 B SL 82 H FC 88 2-1 HBP				2	0	1	0	0	0	1
25 Jason Giambi, L (1, 10) 9 Ryan Raburn, R (6, PH) OBP: 0.234, SLG: 0.190 (7, 10)		F SI 89 B FF 90 X FF 89 1-1 P2 ②		C SI 89 B SI 87 B SI 88 F FF 89 X CU 76 2-2 G6-5-3 ①② 1-2f		1 SAFE F SI 87 B CH 79 X SI 88 1-1 F7 ③				2 1	0 0	0 0	0 0	0 0	0 0	2 1
7 David Murphy, L (1, 9) OBP: 0.351, SLG: 0.415		B SI 90 B SI 89 B CU 79 C SI 89 F SI 90 X FF 90 3-2 E5 3-H		B SI 87 B FF 88 X SI 87 2-0 G4-3 ③			B SI 86 C SI 86 B CU 73 X SI 86 2-1 G4-1 ①			3	0	0	0	0	0	0
11 José Ramírez, S (1, 4) OBP: 0.333, SLG: 0.333		1 SAFE B SI 88 X SI 89 1-0 G4-3 ③			C SI 87 B FF 88 X FF 90 1-1 E2 4 SH3-4 33 SF8 1B		C SI 87 C SI 87 F SI 87 B CU 74 X SI 87 1-2 G6-3 ②			3	1	1	0	0	0	1
Inning Stats	R: 0 E: 0 K: 0 S: 9 H: 1 LOB: 1 BB: 0 P: 15	R: 1 E: 1 K: 0 S: 12 H: 1 LOB: 1 BB: 0 P: 18	R: 0 E: 0 K: 0 S: 11 H: 1 LOB: 2 BB: 1 P: 21	R: 0 E: 0 K: 0 S: 7 H: 1 LOB: 0 BB: 0 P: 13	R: 1 E: 1 K: 0 S: 11 H: 1 LOB: 0 BB: 0 P: 16	R: 0 E: 0 K: 0 S: 11 H: 0 LOB: 1 BB: 0 P: 20	R: 0 E: 0 K: 0 S: 9 H: 0 LOB: 0 BB: 0 P: 15	R: 0 E: 0 K: 0 S: 5 H: 0 LOB: 0 BB: 0 P: 9								

PITCHER		IP	WLS	BF	H	R	ER	SO	BB	IBB	HBP	BLK	WP	HR	S	P	ERA	WHIP
67 Scott Carroll, R ERA: 0.68	(1, 1)	6.0	L	25	5	2	0	0	1	0	1	0	0	0	61	103	0.00	1.000
37 Scott Downs, L ERA: 6.97	(7, 1)	1.0		3	0	0	0	0	0	0	0	0	0	0	9	15	0.00	0.000
52 Jake Petricka, R ERA: 2.04	(8, 1)	1.0		3	0	0	0	0	0	0	0	0	0	0	5	9	0.00	0.000

PITCHER	IP	WLS	BF	H	R	ER	SO	BB	IBB	HBP	BLK	WP	HR	S	P	ERA	WHIP

BOTTOM

Chicago White Sox @ Cleveland Indians

Progressive Field, Cleveland, OH

Sat May 03 2014, 6:07 PM - 8:44 PM EDT

Att. 15,834 - Clear - 54 F

livebaseballscorecards.com

AB	27
R	2
H	5
RBI	1
BB	1
SO	0
LOB	12

1B: 4	SF: 1	WP: 0	PA: 31
2B: 1	SAC: 1	PB: 0	
3B: 0	DP: 1	SB: 0	
HR: 0	HBP: 1	CS: 0	

Chicago White Sox @ Cleveland Indians

Progressive Field, Cleveland, OH

Sun May 04 2014, 1:06 PM - 4:01 PM EDT

Att. 13,455 - Partly Cloudy - 56 F

livebaseballscorecards.com

TOP

Batter	1	2	3	4	5	6	7	8	9	AB	R	H	RBI	BB	SO	LOB
30 Alejandro De Aza, L (1, 7) OBP: 0.257, SLG: 0.350	C SI 92 S SL 90 B SL 91 C SI 94 1-3 ① K		S SI 90 X CU 85 0-1 ① SH1-3 1-2		C SL 87 B SI 94 S SI 93 S SL 88 1-3 ③ K 1-2			X SI 93 0-0 ③ G4-3		3	0	0	0	0	2	1
15 Gordon Beckham, R (1, 4) OBP: 0.231, SLG: 0.222	B SI 94 T SI 94 F SI 94 X SI 94 1-2 ② G6-3		B SI 91 C SL 88 T SI 92 S SI 94 1-3 ② K			C SI 91 X SI 92 0-1 ① L5-3			B FF 94 B FF 95 B FF 93 B FF 94 4-0 44 BB 24 HR BB	3	1	0	0	1	1	1
79 José Abreu, R (1, 3) OBP: 0.319, SLG: 0.617	B SI 93 B SL 91 F SI 93 X SI 92 2-1 HR		B SL 90 C SL 89 F SL 88 B SL 90 B SL 91 S SL 91 3-3 ③ K			B SI 93 S SL 89 S SL 90 S CU 84 1-3 ② K			B SL 89 B FF 94 S FF 94 F FF 95 F SL 86 F FF 94 S SL 88 2-3 ① K	4	1	1	1	0	3	2
44 Adam Dunn, L (1, 10) OBP: 0.409, SLG: 0.500 25 Moisés Sierra, R (9, PR) OBP: 0.086, SLG: 0.059 (9, 10)	B SI 93 B SL 91 S SL 90 B SI 94 B SL 88 4-1 BB			B CU 80 F SI 91 B SL 88 B SI 92 F SL 88 F SI 92 F SL 89 S SL 88 3-3 ① K		B SI 94 F SL 88 B SI 93 B SI 90 X SI 92 3-1 ③ G6-3			C FF 94 B FF 93 B CU 77 B FF 95 S FF 94 B FF 93 4-2 24 HR 1-2 BB	2 0	0 1	0 0	0 0	2 0	1 0	0 0
24 Dayan Viciedo, R (1, 9) OBP: 0.393, SLG: 0.520	B SI 93 X SI 92 1-0 ③ F8			C CU 82 B SI 92 F SI 94 B SL 90 S CU 84 2-3 ② K			B SI 92 S SL 88 X SI 92 1-1 10 G6-4-3 1B		B CU 76 S FF 95 B FF 94 C FF 94 X FF 96 2-2 1-H 2-H HR	4	1	2	3	0	1	1
10 Alexei Ramirez, R (1, 6) OBP: 0.356, SLG: 0.500		X SI 93 0-0 ① F7		C CU 82 C SI 94 B SL 91 S CU 84 1-3 ③ K			X SI 92 0-0 ①② G6-4-3 1-2f		C FF 94 S CU 77 B CU 77 F SL 86 F FF 94 S CU 79 1-3 ② K	4	0	0	0	0	2	2
20 Jordan Danks, L (1, 8) OBP: 0.217, SLG: 0.154		C SI 92 S SL 88 B SI 93 B SL 89 F SI 93 C SL 90 2-3 ② K			C CU 78 B SI 92 S SL 89 B SI 93 S SL 89 2-3 ① K		S CU 81 B SL 90 F SI 92 B SL 87 B CU 81 S SL 86 3-3 ③ K		X SL 82 0-0 ③ F9	4	0	0	0	0	3	1
21 Tyler Flowers, R (1, 2) OBP: 0.394, SLG: 0.402		B SI 93 X SL 89 1-0 ③ F7			C SI 94 S SL 90 C SI 95 0-3 ② K			B CU 79 B SL 87 C SI 93 C SL 88 X SL 89 2-2 ① G1-3		3	0	0	0	0	1	0
28 Leury García, S (1, 5) OBP: 0.344, SLG: 0.379			X SI 92 0-0 30 SH1-3 1B		C SL 89 B SI 94 F SL 90 F SI 94 B SL 91 B SL 90 F SI 96 F SL 89 B SL 90 4-2 30 S BB			B CU 81 C SL 88 L SI 92 S SI 93 1-3 ② K		2	0	1	0	1	1	0

| Inning Stats | | |

Batter	1	2	3	4	5	6	7	8	9	AB	R	H	RBI	BB	SO	LOB
6 Nyjer Morgan, L (1, 8) OBP: 0.472, SLG: 0.393	C FF 88 X FC 87 0-1 G4-3		X FC 88 0-0 ① B1-3	B FF 91 X FC 87 1-0 2B		C FS 83 C FC 88 B FS 84 X FS 84 1-2 ② G6-3		X FF 95 0-0 1-3 1B		5	0	2	0	0	0	0
33 Nick Swisher, S (1, 3) OBP: 0.294, SLG: 0.322	B FC 86 C FC 86 B FF 89 F FC 86 B FC 88 X FC 86 3-2 ② G3		B CU 76 B SI 90 X FC 86 2-0 ② G4-3	B CU 76 B SI 91 B SI 90 C FC 86 B FC 84 4-1 BB		C FC 88 B FS 85 C FS 83 F FC 88 X FS 83 1-2 ③ G6-3		B CH 85 1 SAFE F SI 95 X SI 94 1-1 ③ L6-3		4	0	0	0	1	0	2
23 Michael Brantley, L (1, 7) OBP: 0.331, SLG: 0.446	B SI 88 C FC 87 B FF 90 X FC 87 2-1 ③ F7		X SI 91 0-0 41 BB 8 1B 1B	B FC 86 B FC 89 C FC 87 X CH 84 2-1 ③ G3			C CH 90 X 0-1 ① G5-3		X SI 92 0-0 ① G4-3	5	1	1	0	0	0	2
41 Carlos Santana, S (1, 5) OBP: 0.310, SLG: 0.305		C FF 90 T FC 88 B CU 76 X CU 77 1-2 ① F9	1 SAFE D CH 82 B FC 86 B FC 86 C FC 85 1 SAFE B FC 86 4-1 8 1B 1-2 BB		C FC 85 B CU 76 C CU 76 C CU 78 1-3 ① K		S SL 81 B SL 89 B SL 82 F SL 81 B SI 93 X SL 83 3-2 ② G4-3		C CU 80 C SI 93 B SL 83 X CU 82 1-2 ② G4-3	4	0	0	0	1	1	0
8 Lonnie Chisenhall, L (1, 10) OBP: 0.441, SLG: 0.519		B FC 86 C FC 85 F CU 75 F CU 79 F FC 87 B SI 91 F FF 91 F FC 87 X CH 84 2-2 ② G6-3	C FC 86 X FC 86 0-1 1-2 2-H 1B		C CU 76 B FC 86 X CU 74 1-1 7 BB 1B		C SI 92 F SI 93 B SL 85 F SL 86 H SI 92 2-2 13 S HBP		X SI 92 0-0 13 PB 1B	4	0	3	1	0	0	0
13 Asdrúbal Cabrera, S (1, 6) OBP: 0.306, SLG: 0.318		B CU 76 B SI 89 B FC 83 C SI 89 S FC 85 B FC 86 4-2 7 1B BB	S CU 76 C CU 78 S FC 87 0-3 ③ K		B FF 89 1 SAFE D FC 85 F FC 86 X FC 86 2-1 ② L8		F SL 84 B SI 91 B SL 85 1 SAFE F SI 93 B SL 84 S SL 85 3-3 ③ K 1-2		F FF 92 B SL 84 B CU 81 C CU 80 S CU 82 2-3 ③ K 1-2	4	0	0	0	1	3	5
7 David Murphy, L (1, 9) OBP: 0.357, SLG: 0.412		B FF 90 S FC 87 F FF 90 1 SAFE F FC 87 X CU 76 1-2 1-3 1B		B CU 74 X SI 88 1-0 ① F8	B FF 90 C FC 86 B SI 90 B FC 85 1 SAFE B FC 85 4-1 1-2 BB			C FF 94 X SI 94 0-1 ① G6-3		3	0	1	0	1	0	0
11 José Ramírez, S (1, 4) OBP: 0.143, SLG: 0.143		B FC 85 C FC 85 X FF 91 1-1 ③ F7		B SI 89 B FC 86 B FC 84 C SI 89 X CH 88 3-1 ② F8	C FS 83 X FS 84 0-1 ③ G3			B FF 95 B FF 95 F FF 94 C SI 94 B SL 84 X SI 95 3-2 ② G6-3		4	0	0	0	0	0	4
53 George Kottaras, L (1, 2) OBP: 0.750, SLG: 2.667			C SI 88 C FC 86 B CU 79 B FC 88 B FC 86 X FC 85 3-2 HR	B FF 89 C SI 90 B CU 78 B SI 89 X FC 87 3-1 HR		B SI 89 C FS 83 B SI 89 B FS 84 C FS 84 X FS 84 3-2 ① G3-1		B SI 95 B FF 96 C SI 95 C CH 86 B SL 85 B FF 96 4-2 6 1B BB		3	2	2	2	1	0	0
Inning Stats	R: 0 E: 0 K: 0 S: 7 H: 0 LOB: 0 BB: 0 P: 12	R: 0 E: 0 K: 0 S: 18 H: 1 LOB: 2 BB: 1 P: 27	R: 2 E: 0 K: 1 S: 12 H: 3 LOB: 2 BB: 1 P: 21	R: 1 E: 0 K: 0 S: 9 H: 2 LOB: 2 BB: 1 P: 23	R: 0 E: 0 K: 1 S: 10 H: 1 LOB: 2 BB: 1 P: 18	R: 0 E: 0 K: 0 S: 10 H: 0 LOB: 0 BB: 0 P: 15	R: 0 E: 0 K: 1 S: 11 H: 0 LOB: 1 BB: 0 P: 19	R: 0 E: 0 K: 0 S: 10 H: 1 LOB: 2 BB: 1 P: 18	R: 0 E: 0 K: 1 S: 8 H: 1 LOB: 1 BB: 0 P: 11	1B: 6 2B: 1 3B: 0 HR: 2 SF: 0 SAC: 0 DP: 0 HBP: 1						WP: 0 PB: 1 SB: 1 CS: 0 PA: 42

PITCHER		IP	WLS	BF	H	R	ER	SO	BB	IBB	HBP	BLK	WP	HR	S	P	ERA	WHIP
64 André Rienzo, R ERA: 4.5	(1, 1)	4.2		25	7	3	3	2	4	0	0	0	0	2	54	99	5.79	2.357
57 Zach Putnam, R ERA: 1.59	(5, 1)	1.1		4	0	0	0	0	0	0	0	0	0	0	12	17	0.00	0.000
54 Ronald Belisario, R ERA: 5.94	(7, 1)	1.0		4	0	0	0	1	0	0	1	0	0	0	11	19	0.00	0.000
40 Daniel Webb, R ERA: 2.7	(8, 1)	1.0	W	5	1	0	0	0	1	0	0	0	0	0	10	18	0.00	2.000
27 Matt Lindstrom, R ERA: 3.21	(9, 1)	1.0	S	4	1	0	0	1	0	0	0	0	0	0	8	11	0.00	1.000

PITCHER	IP	WLS	BF	H	R	ER	SO	BB	IBB	HBP	BLK	WP	HR	S	P	ERA	WHIP

BOTTOM

Chicago White Sox @ Cleveland Indians

Progressive Field, Cleveland, OH

Sun May 04 2014, 1:06 PM - 4:01 PM EDT

Att. 13,455 - Partly Cloudy - 56 F

livebaseballscorecards.com

AB	36
R	3
H	9
RBI	3
BB	5
SO	4
LOB	13

Batter	1	2	3	4	5	6	7	8	9	10	AB	R	H	RBI	BB	SO	LOB
2 Brian Dozier, R (1, 4) OBP: 0.367, SLG: 0.446	C SI 90 X SI 92 0-1 F8 ①		C SI 91 C SL 81 B SL 83 B SI 92 F SL 81 B SI 93 X FF 91 3-2 F7 ③			C SI 90 B SL 81 F SI 91 B SI 91 B CH 90 X SI 91 3-2 F9 ①		B FC 91 X FC 90 1-0 E5 1 SH3-4		L FF 93 B CU 75 B SL 88 C FF 94 B FF 93 F FF 92 B FF 92 4-2 1 1B 24 FC5-2 BB	4	0	0	0	1	0	0
1 Sam Fuld, L (1, 8) OBP: 0.304, SLG: 0.425	C SI 90 F CH 81 F SI 93 C SL 83 0-3 K ②			B FF 88 C SI 89 B CH 79 F SI 89 F CU 76 X SI 90 2-2 G4-3 ①		B SI 89 F FF 90 X SI 90 1-1 24 S 2B		L FC 90 X FC 90 0-1 SH3-4 ① 1-2		X FF 92 0-0 24 FC5-2 1-3 1B	4	0	2	0	0	1	0
24 Trevor Plouffe, R (1, 5) OBP: 0.377, SLG: 0.441	B SI 91 C SI 90 C FF 92 B SL 83 C FF 92 2-3 K ③			B CU 79 C SI 92 C SI 92 B SL 83 X SI 92 2-2 13 1B 1B		B CU 79 B SI 91 F SI 91 B SI 93 F SI 92 C SI 92 3-3 K ② 2-3		C FC 90 B FC 89 C SL 78 F FC 90 B FC 91 S SL 79 2-3 K ②		C FF 92 X SL 89 0-1 FC5-2 ① 1-2 3-H	5	0	1	0	0	3	4
20 Chris Colabello, R (1, 3) OBP: 0.317, SLG: 0.432		C SI 90 B SL 82 F SI 89 B SL 83 F SI 92 X CU 77 2-2 13 WP 1B		X FF 89 0-0 L9 ②		C CU 78 F SI 92 F SI 92 D CH 80 C SI 93 1-3 K ③		X FC 90 0-0 G1-3 ③		B SL 87 S FF 92 D CU 77 S FF 92 X FF 93 2-2 L9 ②	5	0	1	0	0	1	5
13 Jason Kubel, L (1, 7) OBP: 0.363, SLG: 0.396		C SI 91 C SI 91 F SI 91 S CU 74 0-3 K ① 1-2		C SI 90 B CH 81 X SI 89 1-1 1-3 1B			F FF 88 B CH 80 B CH 79 S FF 89 B FF 91 C SI 89 3-3 K ①		B FF 94 B FF 95 F FF 94 B FF 94 C FF 95 F FF 95 C FF 95 3-3 K ① X SI 91 0-0 G3-1 ③		5	0	1	0	0	3	3
8 Kurt Suzuki, R (1, 2) OBP: 0.385, SLG: 0.432		B SI 92 C SI 92 X CU 76 1-1 G5-3 ②		B FF 92 F SI 92 B FF 93 B SI 92 X SI 91 3-1 F9 ③			B CU 72 C SI 89 C SI 91 F SI 91 B SI 92 X FF 91 2-2 L9 ②		B FF 94 B FF 94 S FF 94 X FF 95 2-1 G6-3 ②		4	0	0	0	0	0	3
43 Josmil Pinto, R (1, 10) OBP: 0.340, SLG: 0.405 39 Danny Santana, S (7, PR) OBP: 1.000, SLG: 1.000 (7, 10)		B CU 77 B SI 93 C SI 92 T SI 91 F SI 94 S SI 93 2-3 K ③			S FF 88 F SI 91 B FF 91 S FF 92 1-3 K ①		X CU 79 0-0 2B		B FF 94 B FF 93 C FF 94 X FF 94 2-1 1B		3 1	0 0	1 1	0 0	0 0	2 0	1 0
12 Chris Herrmann, L (1, 9) OBP: 0.200, SLG: 0.125			C SI 89 F SI 90 F SL 80 X SL 82 0-2 G3 ①		F FF 89 B SI 91 X SI 90 1-1 G4-3 ②		B FF 89 F FC 90 B SI 92 T SI 91 2 SAFE F SI 93 B SI 93 B SI 92 4-2 BB		B FF 94 1 SAFE 1 SAFE F FF 93 B FF 93 C FF 93 S KC 85 2-3 K ③		3	0	0	0	1	1	1
25 Pedro Florimón, S (1, 6) OBP: 0.186, SLG: 0.156 5 Eduardo Escobar, S (7, PH) OBP: 0.370, SLG: 0.500 (7, 6)			C CH 90 C SI 91 F FF 91 B CU 75 X SI 90 1-2 G4-3 ②		X SI 89 0-0 F7 ③		C FC 90 X FC 90 0-1 G4-3 ③			B FF 92 X FF 91 1-0 HR	2 2	0 1	0 1	0 0	0 0	0 0	0 2
Inning Stats	R: 0 E: 0 K: 2 S: 9 H: 0 LOB: 0 BB: 0 P: 11	R: 0 E: 0 K: 2 S: 14 H: 1 LOB: 1 BB: 0 P: 19	R: 0 E: 0 K: 0 S: 12 H: 0 LOB: 0 BB: 0 P: 16	R: 0 E: 0 K: 0 S: 12 H: 2 LOB: 2 BB: 0 P: 20	R: 0 E: 0 K: 1 S: 6 H: 0 LOB: 0 BB: 0 P: 8	R: 0 E: 0 K: 2 S: 12 H: 1 LOB: 1 BB: 0 P: 20	R: 0 E: 0 K: 1 S: 13 H: 1 LOB: 2 BB: 1 P: 22	R: 0 E: 1 K: 1 S: 8 H: 0 LOB: 1 BB: 0 P: 11	R: 0 E: 0 K: 2 S: 11 H: 1 LOB: 1 BB: 0 P: 20	R: 1 E: 0 K: 0 S: 11 H: 2 LOB: 2 BB: 1 P: 18	1B: 5 2B: 2 3B: 0 HR: 1 SF: 0 SAC: 1 DP: 0 HBP: 0	WP: 1 PB: 0 SB: 1 CS: 0 PA: 41					

PITCHER		IP	WLS	BF	H	R	ER	SO	BB	IBB	HBP	BLK	WP	HR	S	P	ERA	WHIP
34 Zach McAllister, R ERA: 3.18	(1, 1)	6.2		26	5	0	0	8	1	0	0	0	1	0	76	114	0.00	0.900
27 Bryan Shaw, R ERA: 1.76	(7, 1)	1.1		5	0	0	0	1	0	0	0	0	0	0	10	13	0.00	0.000
37 Cody Allen, R ERA: 2.03	(9, 1)	1.0		4	1	0	0	2	0	0	0	0	0	0	11	20	0.00	1.000
44 John Axford, R ERA: 4.85	(10, 1)	0.2	L	5	2	1	1	0	1	0	0	0	0	1	10	17	13.50	4.500
35 Marc Rzepczynski, L ERA: 2.25	(10, 1)	0.1		1	0	0	0	0	0	0	0	0	0	0	1	1	0.00	0.000

PITCHER	IP	WLS	BF	H	R	ER	SO	BB	IBB	HBP	BLK	WP	HR	S	P	ERA	WHIP

TOP

Minnesota Twins @ Cleveland Indians

Progressive Field, Cleveland, OH

Mon May 05 2014, 7:06 PM - 10:14 PM EDT

Att. 9,037 - Cloudy - 47 F

livebaseballscorecards.com

AB	38
R	1
H	8
RBI	1
BB	2
SO	11
LOB	19

Batter	1	2	3	4	5	6	7	8	9	10	AB	R	H	RBI	BB	SO	LOB
6 Nyjer Morgan, L (1, 8) OBP: 0.436, SLG: 0.355	C FF 91 X FF 91 0-1 F7 ①		B FF 90 B FF 90 C SI 91 X FF 90 2-1 P5 ②		X FF 89 0-0 L7 ③			B SI 91 B SI 92 F SI 91 1 SAFE 1 SAFE B CH 84 X SI 91 3-1 G4-3 ②③ 1-2			3	0	0	0	0	0	1
9 Ryan Raburn, R (8, PH) OBP: 0.231, SLG: 0.186 (9, 7)											1	0	0	0	0	0	1
33 Nick Swisher, S (1, 3) OBP: 0.286, SLG: 0.311	B FF 92 B SI 91 X SI 91 2-0 G5-3 ②		S SI 92 X SI 92 0-1 L7 ③			B CH 81 X SI 89 1-0 G4-3 ①			B SI 87 B SI 87 C SI 87 B CH 80 C SI 87 F SI 87 F SI 87 F SI 87 X SI 87 3-2 L7 ①		4	0	0	0	0	0	0
23 Michael Brantley, L (1, 7) OBP: 0.328, SLG: 0.448 (9, 8)	C FF 92 X SI 91 0-1 2B			B SL 88 X CH 82 1-0 G4-1 ①		B SI 90 C SI 89 B CU 79 B CH 82 X SI 90 3-1 F8 ②			B SL 77 B SL 78 X FF 87 2-0 L4 ②		4	0	1	0	0	0	0
41 Carlos Santana, S (1, 5) OBP: 0.316, SLG: 0.299	C CH 84 B FF 92 B FF 91 B CH 83 B SI 92 4-1 BB			B SI 91 B CH 83 C FF 90 C SI 90 B CU 81 F CH 83 F FF 91 B CU 81 4-2 8 S BB		C CU 78 B SI 90 F FF 91 B SL 87 B CH 85 X SI 91 3-2 F8 ③			B CU 70 C SI 87 B SI 86 B SI 86 C CH 81 X SI 91 3-2 L8 ③		2	0	0	0	2	0	0
8 Lonnie Chisenhall, L (1, 10) OBP: 0.419, SLG: 0.491	F FF 91 F CH 84 X FF 91 0-2 P5 ③			B SI 91 B SI 91 C FF 90 F FF 92 X CH 83 2-2 F7 ② 1-2			F CH 81 B SI 88 F SI 88 B FF 90 F CH 82 X CH 82 2-2 P4 ①			C FF 92 C FF 92 B FF 94 F FF 93 C FF 94 1-3 K ①	3	0	0	0	0	0	3
11 José Ramírez, S (10, PH) OBP: 0.125, SLG: 0.125											1	0	0	0	0	1	0
13 Asdrúbal Cabrera, S (1, 6) OBP: 0.297, SLG: 0.307		B SI 89 F SI 91 B FF 90 B FF 90 S SI 89 X SI 89 3-2 G4-3 ①		B CH 83 C FF 91 B CH 83 X CH 83 2-1 L7 ③			B CU 77 C FF 89 F SI 90 F FF 90 X FF 90 1-2 F7 ②			X FF 93 0-0 G6-3 ②	4	0	0	0	0	0	1
10 Yan Gomes, R (1, 2) OBP: 0.296, SLG: 0.429		B FF 91 F SI 91 B SL 86 B SI 91 C SI 90 X SI 91 3-2 F8 ②			B SL 85 B SI 90 B FF 90 B FF 91 4-0 7 G4-6-3 BB		F SL 85 B FF 91 X SI 90 1-1 G3-1 ③			C FF 93 B SL 84 S FF 93 B FF 94 T FF 93 2-2 K ③	3	0	0	0	1	1	0
7 David Murphy, L (1, 9) OBP: 0.347, SLG: 0.398		B CH 82 B SI 90 X FF 91 2-0 F7 ③			C FF 89 B SI 90 X SI 90 1-1 G4-6-3 ①② 1-2f			B FF 91 C FF 89 F SL 80 F SL 83 B SL 82 X SL 83 2-2 L4 ①			3	0	0	0	0	0	1
4 Mike Aviles, R (1, 4) OBP: 0.313, SLG: 0.339			S SL 85 F FF 90 B FF 91 S CU 78 1-3 K ①		C SL 87 C SL 84 B SL 82 B SI 91 F SI 90 X FF 92 2-2 1B			C SI 91 B FF 91 B CU 73 X SI 92 2-1 9 CS 1B			3	0	2	0	0	1	0
Inning Stats	R: 0 H: 1 E: 0 LOB: 2 K: 0 BB: 1 S: 9 P: 15	R: 0 H: 0 E: 0 LOB: 0 K: 0 BB: 0 S: 7 P: 15	R: 0 H: 0 E: 0 LOB: 0 K: 1 BB: 0 S: 7 P: 10	R: 0 H: 0 E: 0 LOB: 1 K: 0 BB: 1 S: 10 P: 19	R: 0 H: 1 E: 0 LOB: 1 K: 0 BB: 1 S: 7 P: 14	R: 0 H: 0 E: 0 LOB: 0 K: 0 BB: 0 S: 6 P: 13	R: 0 H: 0 E: 0 LOB: 0 K: 0 BB: 0 S: 10 P: 14	R: 0 H: 1 E: 0 LOB: 0 K: 0 BB: 0 S: 8 P: 15	R: 0 H: 0 E: 0 LOB: 0 K: 0 BB: 0 S: 10 P: 18	R: 0 H: 0 E: 0 LOB: 0 K: 2 BB: 0 S: 8 P: 11	1B: 2 SF: 0 2B: 1 SAC: 0 3B: 0 DP: 1 HR: 0 HBP: 0						

PITCHER		IP	WLS	BF	H	R	ER	SO	BB	IBB	HBP	BLK	WP	HR	S	P	ERA	WHIP
44 Kyle Gibson, R ERA: 3.5	(1, 1)	7.0		25	2	0	0	1	3	0	0	0	0	0	56	100	0.00	0.714
52 Brian Duensing, L ERA: 1.88	(8, 1)	1.0		3	1	0	0	0	0	0	0	0	0	0	8	15	0.00	1.000
56 Caleb Thielbar, L ERA: 1.86	(9, 1)	1.0	W	3	0	0	0	0	0	0	0	0	0	0	10	18	0.00	0.000
15 Glen Perkins, L ERA: 3.21	(10, 1)	1.0	S	3	0	0	0	2	0	0	0	0	0	0	8	11	0.00	0.000

PITCHER	IP	WLS	BF	H	R	ER	SO	BB	IBB	HBP	BLK	WP	HR	S	P	ERA	WHIP

BOTTOM

Minnesota Twins @ Cleveland Indians

Progressive Field, Cleveland, OH

Mon May 05 2014, 7:06 PM - 10:14 PM EDT

Att. 9,037 - Cloudy - 47 F

livebaseballscorecards.com

AB	31
R	0
H	3
RBI	0
BB	3
SO	3
LOB	7

1B: 2 SF: 0
2B: 1 SAC: 0
3B: 0 DP: 1
HR: 0 HBP: 0

WP: 0 PA: 34
PB: 0
SB: 1
CS: 1

Minnesota Twins @ Cleveland Indians

Progressive Field, Cleveland, OH

Tue May 06 2014, 7:06 PM - 9:34 PM EDT

Att. 9,621 - Overcast - 51 F

livebaseballscorecards.com

TOP

Batter	1	2	3	4	5	6	7	8	9	AB	R	H	RBI	BB	SO	LOB
2 Brian Dozier, R (1, 4) OBP: 0.358, SLG: 0.432	B FF 89 F FF 89 X FF 90 1-1 ① G6-3		C FF 89 X FF 90 0-1 ② G3			C FC 84 B FF 89 C FC 85 S CU 76 1-3 ② K2-3		B SL 88 B FF 93 C SL 89 1 SAFE X SL 88 2-1 ① FC6-4 (1) FC5-4 1-2f		4	0	0	0	0	1	1
1 Sam Fuld, L (1, 8) OBP: 0.289, SLG: 0.403	C FF 90 F FC 87 B FF 91 B FC 86 X FF 90 2-2 ② P5		C CH 82 X FF 90 0-1 ③ G3			F CH 81 B FF 89 F FF 89 F CU 76 F FF 90 B CU 77 B FC 83 F FF 87 X FF 88 3-2 ③ P5		C FF 93 F FF 93 D SL 88 B CU 81 X FF 93 2-2 ② FC5-4 1-2f		4	0	0	0	0	0	1
24 Trevor Plouffe, R (1, 10) OBP: 0.366, SLG: 0.426	B FF 91 C FF 90 F FC 86 B FC 87 X FF 91 2-2 ③ F8			F FF 89 F FF 90 B CU 77 F FC 86 X FF 91 1-2 ① G4-3			L FF 88 X FF 88 0-1 ① F9	C SL 89 F SL 88 C CU 80 0-3 ③ K		4	0	0	0	0	1	1
20 Chris Colabello, R (1, 3) OBP: 0.315, SLG: 0.451		C FF 88 B FF 89 S FC 86 X FF 91 1-2 ① G6-3		C FC 86 S FC 86 S FC 87 0-3 ② K			B FF 89 C FF 87 B CU 75 X FF 88 2-1 HR		C FC 92 B SL 80 F FC 93 X SL 81 1-2 ① F9	4	1	1	1	0	1	0
13 Jason Kubel, L (1, 7) OBP: 0.359, SLG: 0.390		C FF 89 X FC 87 0-1 ② F9		C FF 89 F FF 89 C CU 77 0-3 ③ K			F FF 88 B CU 74 C CH 82 X FC 84 1-2 (5) WP 1B		C FC 92 S FC 92 C FC 94 0-3 ② K	4	0	1	0	0	2	0
8 Kurt Suzuki, R (1, 2) OBP: 0.390, SLG: 0.429		B FF 89 S FC 86 B FF 91 B FF 90 F FF 88 X FC 85 3-2 (5) 1B 1B			C FF 88 B CU 75 C FF 88 B CU 76 B CU 74 F FF 88 B FF 87 4-2 (5) L3 BB		C FF 87 C FC 84 F FF 88 X CU 76 0-2 ② P3		C FC 93 B FC 93 S SL 81 B FC 94 B SL 79 X FC 93 3-2 E6 (5) 2B	3	1	1	0	1	0	1
5 Eduardo Escobar, S (1, 5) OBP: 0.380, SLG: 0.522		B FF 88 F FF 89 B FF 89 X FC 86 2-1 1-2 1B			1 SAFE C FC 85 B CH 81 X FF 88 1-1 ① ② L3 1-1		F SI 91 S SL 86 B SL 87 F SL 83 D SL 87 F SI 92 B SI 92 F SL 85 S SI 91 3-3 K 1-3		F FC 94 B FC 93 X FC 92 1-1 1-H 2B	4	0	2	1	0	1	2
12 Chris Herrmann, L (1, 9) OBP: 0.184, SLG: 0.114 43 Josmil Pinto, R (9, PH) OBP: 0.337, SLG: 0.400		C FF 88 F CH 81 C FF 90 0-3 ③ K			C CU 72 X FF 88 0-1 ③ G3-1		B SI 92 F SL 85 X SL 84 1-1 ③ L8		C FC 92 D SL 80 X SL 80 1-1 ③ P6	3 1	0 0	0 0	0 0	0 0	1 0	4 1
39 Danny Santana, S (1, 6) OBP: 0.250, SLG: 0.250			B FF 87 C FF 86 X FC 84 1-1 ① F9			B FF 87 B CH 80 C FF 87 X FF 88 2-1 ① F8		B FF 92 B SL 89 C FF 92 F FF 93 S SL 90 2-3 K (2) FC6-4		3	0	0	0	0	1	0

	AB	R	H	RBI	BB	SO
	34	2	5	2	1	8

Inning Stats	1	2	3	4	5	6	7	8	9	1B	SF	WP	PA
R	0	0	0	0	0	0	1	0	1	3	0	1	35
E	0	0	0	0	0	0	0	1	1	2	0	0	
K	0	1	0	2	0	1	1	2	1	0	0	0	
S	8	13	6	10	7	11	19	11	13	HR	1	0	
H	0	2	0	0	0	0	2	0	1	2B	SAC	PB	
LOB	0	2	0	0	0	0	2	1	1	3	0	0	
BB	0	0	0	0	1	0	0	0	0	HR	DP	SB	
P	13	19	7	11	12	17	26	17	19	1	1	0	
										HBP	HBP	CS	
										0	0	0	

PITCHER		IP	WLS	BF	H	R	ER	SO	BB	IBB	HBP	BLK	WP	HR	S	P	ERA	WHIP
43 Josh Tomlin, R ERA: 1.35	(1, 1)	6.2	W	24	4	1	1	4	1	0	0	0	0	1	66	93	1.35	0.750
35 Marc Rzepczynski, L ERA: 2.19	(7, 1)	0.1	H	2	0	0	0	1	0	0	0	0	1	0	8	12	0.00	0.000
48 Scott Atchison, R ERA: 2.13	(8, 1)	1.0	H	4	0	0	0	2	0	0	0	0	0	0	11	17	0.00	0.000
27 Bryan Shaw, R ERA: 1.65	(9, 1)	1.0	S	5	1	1	0	1	0	0	0	0	0	0	13	19	0.00	1.000

PITCHER		IP	WLS	BF	H	R	ER	SO	BB	IBB	HBP	BLK	WP	HR	S	P	ERA	WHIP

BOTTOM

Batter	1	2	3	4	5	6	7	8	9	AB	R	H	RBI	BB	SO	LOB
6 Nyjer Morgan, L (1, 8) OBP: 0.405, SLG: 0.324	C FC 86 F FC 91 X FC 90 0-2 ① G6-3	B FC 89 B FC 88 F FC 91 X FF 90 2-1 ② G4-3 2-3		B CU 80 F FC 90 X FC 90 1-1 ③ G3-1			B CU 67 B SI 91 B SI 91 X SI 90 3-0 ② F9			3	0	0	0	0	0	2
9 Ryan Raburn, R (7, PH) OBP: 0.227, SLG: 0.183 (8, 7)										1	0	0	0	0	0	0
33 Nick Swisher, S (1, 3) OBP: 0.292, SLG: 0.325	C FF 88 B FC 90 S CH 84 X CH 84 1-2 23 1B 2B	F FF 91 X CU 81 0-1 3-H 1B			C CH 82 B FC 90 B FC 91 B FF 91 X FC 89 3-1 ① L5-3		C CU 67 B SI 92 B FF 90 X CH 81 2-1 ③ L7			4	1	2	1	0	0	0
23 Michael Brantley, L (1, 7) OBP: 0.333, SLG: 0.445 (8, 8)	C FF 89 X FF 90 0-1 41 G3 7 E 2-H 1B	C FC 90 X CU 80 0-1 ③ G4-3			B FC 91 B CH 84 B FC 90 B FC 90 4-0 BB			B SI 91 C CU 69 C SL 85 B SL 86 B CU 69 S SI 92 3-3 ① K		3	1	1	1	1	1	1
41 Carlos Santana, S (1, 5) OBP: 0.307, SLG: 0.288	B FC 90 X FC 90 1-0 ② G3 2-3		C FC 91 C CH 84 B CH 85 S CU 82 1-3 ① K		X FF 89 0-0 ② F7			B SI 92 B CH 80 C CH 82 S SI 92 F CU 71 F SL 85 X CH 81 2-2 ② P4		4	0	0	0	0	1	2
7 David Murphy, L (1, 9) OBP: 0.343, SLG: 0.391	S FC 91 F FC 89 X CU 81 0-2 E3 3-H		C CH 84 B CH 84 B FC 91 C FC 91 X CU 81 2-2 13 G3-6-1 1B		1 SAFE 1 SAFE C FC 88 F FC 90 X CU 82 0-2 ③ G4-3			C SL 85 B SL 85 X SI 91 1-1 ③ G1-3		4	0	1	0	0	0	1
13 Asdrúbal Cabrera, S (1, 6) OBP: 0.290, SLG: 0.299	S FC 88 S FF 91 B FC 90 D CU 80 B FC 91 S FC 91 3-3 ③ K		B FF 90 C FC 90 1 SAFE B FC 90 X FC 88 2-1 ② ③ G3-6-1 1-2f			X SI 92 0-0 ① G2-3				3	0	0	0	0	1	2
8 Lonnie Chisenhall, L (1, 10) OBP: 0.431, SLG: 0.492		B FF 88 B FC 88 X FF 88 2-0 10 BLK 10 2B 1B		B FF 91 C FC 89 B FF 89 F FF 90 B CU 80 B FC 90 4-2 11 G3 10 G4-1 BB		C SI 93 S CU 71 X SL 85 0-2 ② G3-1				2	1	1	0	1	0	0
10 Yan Gomes, R (1, 2) OBP: 0.297, SLG: 0.436		C FC 88 X FC 88 0-1 6 G4-3 33 1B 1-H 2B		F FC 89 C CU 80 X CU 81 0-2 ① G4-1 1-2		C SI 92 B CH 81 S CH 83 X FF 92 1-2 ③ F8				3	1	1	1	0	0	1
11 José Ramírez, S (1, 4) OBP: 0.091, SLG: 0.091		L FC 90 X FF 91 0-1 ① F8		C FC 90 B CU 80 B FC 90 X FC 89 2-1 ② G3 2-3			X SI 91 0-0 ① L6			3	0	0	0	0	0	2
Inning Stats	R: 2 E: 1 K: 1 S: 15 H: 2 LOB: 1 BB: 0 P: 20	R: 2 E: 0 K: 0 S: 11 H: 3 LOB: 1 BB: 0 P: 15	R: 0 E: 0 K: 1 S: 8 H: 1 LOB: 0 BB: 0 P: 13	R: 0 E: 0 K: 0 S: 9 H: 0 LOB: 1 BB: 1 P: 16	R: 0 E: 0 K: 0 S: 6 H: 0 LOB: 1 BB: 1 P: 13	R: 0 E: 0 K: 0 S: 7 H: 0 LOB: 0 BB: 0 P: 8	R: 0 E: 0 K: 0 S: 4 H: 0 LOB: 0 BB: 0 P: 9	R: 0 E: 0 K: 1 S: 10 H: 0 LOB: 0 BB: 0 P: 16		1B: 4 2B: 2 3B: 0 HR: 0 SF: 0 SAC: 0 DP: 1 HBP: 0						

PITCHER		IP	WLS	BF	H	R	ER	SO	BB	IBB	HBP	BLK	WP	HR	S	P	ERA	WHIP
21 Samuel Deduno, R ERA: 3.42	(1, 1)	5.0	L	23	6	4	3	2	2	0	0	1	0	0	49	77	5.40	1.600
38 Logan Darnell, L ERA:	(6, 1)	3.0		9	0	0	0	1	0	0	0	0	0	0	21	33	0.00	0.000

PITCHER	IP	WLS	BF	H	R	ER	SO	BB	IBB	HBP	BLK	WP	HR	S	P	ERA	WHIP

Minnesota Twins @ Cleveland Indians

Progressive Field, Cleveland, OH

Tue May 06 2014, 7:06 PM - 9:34 PM EDT

Att. 9,621 - Overcast - 51 F

livebaseballscorecards.com

AB	30
R	4
H	6
RBI	3
BB	2
SO	3
LOB	11

WP: 0 PB: 0 SB: 0 CS: 0 PA: 32

Batter	1	2	3	4	5	6	7	8	9	AB	R	H	RBI	BB	SO	LOB
2 Brian Dozier, R (1, 4) OBP: 0.359, SLG: 0.438	X FF 92 0-0 ① B5-3		B FF 94 C FF 94 B FF 96 X FF 96 2-1 ② 1 WP 1-H 2B		B SL 86 B FF 94 C FF 94 X FF 95 2-1 ② G5-3		B FC 93 1 SAFE F FC 92 F SL 80 X FC 92 1-2 ② SF9 3-H		C CU 79 B FF 96 B SL 87 D SL 91 C FF 96 F FF 97 F FF 96 B CU 79 4-2 BB	3	0	1	2	1	0	0
1 Sam Fuld, L (1, 8) OBP: 0.284, SLG: 0.390	C SL 90 F FF 92 S CH 82 0-3 ② K		C CH 83 B FF 96 S FF 96 S CH 83 1-3 K 2-3		X FF 94 0-0 ③ L7		C FC 92 1 SAFE 1 SAFE S SL 81 1 SAFE P PO 84 X FC 91 1-2 24 FC4 1B 1-2		B CU 79 F FF 95 B FF 94 X FF 95 2-1 ③ P5	5	0	1	0	0	2	3
24 Trevor Plouffe, R (1, 5) OBP: 0.356, SLG: 0.413	B FF 94 S FF 94 F FF 95 B CH 82 S SI 94 2-3 ③ K		F FF 94 X FF 96 0-1 ③ L8			B FF 92 C FF 92 B FF 93 B FF 94 C FF 95 S FF 97 3-3 ① K	B SL 80 B SL 80 X FC 92 2-0 ③ FC4 1-2f			4	0	0	0	0	2	4
20 Chris Colabello, R (1, 3) OBP: 0.313, SLG: 0.444		X FF 92 0-0 ① 1B		X FF 89 0-0 ① G5-3		C SL 85 B SI 94 X FF 94 1-1 ② L9		S KC 85 B KC 87 F FF 95 B KC 86 B FF 96 S FF 96 3-3 ① K		4	0	1	0	0	1	0
13 Jason Kubel, L (1, 9) OBP: 0.347, SLG: 0.376		B FF 92 C FF 92 F FF 93 F FF 96 B CH 83 B FF 96 S FF 95 3-3 ② K		C SL 90 B SI 90 S CH 81 B FF 96 S CH 84 2-3 ② K		B FF 92 F FF 94 S FF 96 B SL 89 X CH 84 2-2 ③ F7		S FF 95 C FF 95 F FF 94 B KC 86 S KC 87 1-3 ② K		4	0	0	0	0	3	0
8 Kurt Suzuki, R (1, 2) OBP: 0.385, SLG: 0.420		B FF 95 X FF 94 1-0 ③ F7		B SL 84 C FF 92 B SL 85 F FF 96 X FF 97 2-2 43 2B 1B			C FF 91 X FF 92 0-1 ① P4	C FF 95 B KC 86 F FF 95 X KC 87 1-2 ③ P3		4	0	1	0	0	0	0
43 Josmil Pinto, R (1, 10) OBP: 0.343, SLG: 0.416			C FF 93 B FF 95 X FF 92 1-1 ① F8	B FF 95 B FF 96 X FF 94 2-0 1-3 2B			C FF 93 B SI 94 B SL 85 X FF 93 2-1 5 2B 39 1B 1B		C FF 95 B CU 79 B FF 93 S FF 95 X SL 89 2-2 ① F8	4	1	2	0	0	0	0
5 Eduardo Escobar, S (1, 7) OBP: 0.370, SLG: 0.520			C FF 97 X CH 85 0-1 ② G3	S FF 93 S FF 96 D CH 84 F CH 85 B FF 96 S FF 96 2-3 ③ K			B FF 93 X SI 92 1-0 39 1B 2 SF9 1-3 2B		S FF 95 C CU 80 B FF 96 B CU 80 B FF 95 S FF 95 3-3 ② K	4	1	1	0	0	2	2
25 Pedro Florimón, S (1, 6) OBP: 0.194, SLG: 0.154 39 Danny Santana, S (7, PH) OBP: 0.500, SLG: 0.667 (7, 6)			C FF 94 B SI 95 B FF 96 F FF 95 B CH 83 B FF 96 4-2 2 E 2 S 2 2B BB		C FF 91 C SI 92 X FF 96 0-2 ① G4-3		B FC 92 F FC 91 F SL 80 X FC 93 1-2 1 1B 2-3 3-H 1B		B FF 94 C FF 95 X FF 95 1-1 2B	1 2	1 0	0 2	0 1	1 0	0 0	0 0

livebaseballscorecards.com

TOP

Minnesota Twins @ Cleveland Indians

Progressive Field, Cleveland, OH

Wed May 07 2014, 7:07 PM - 10:04 PM EDT

Att. 10,742 - Cloudy - 65 F

AB	35
R	3
H	9
RBI	3
BB	2
SO	10
LOB	9

Inning Stats	1	2	3	4	5	6	7	8	9
	R: 0 E: 0 K: 2 S: 7 H: 0 LOB: 0 BB: 0 P: 9	R: 0 E: 0 K: 1 S: 6 H: 1 LOB: 0 BB: 0 P: 10	R: 1 E: 0 K: 1 S: 13 H: 1 LOB: 2 BB: 1 P: 21	R: 0 E: 0 K: 2 S: 12 H: 2 LOB: 2 BB: 0 P: 20	R: 0 E: 0 K: 0 S: 6 H: 0 LOB: 0 BB: 0 P: 8	R: 0 E: 0 K: 1 S: 8 H: 0 LOB: 0 BB: 0 P: 14	R: 2 E: 0 K: 0 S: 16 H: 4 LOB: 2 BB: 0 P: 23	R: 0 E: 0 K: 2 S: 10 H: 0 LOB: 0 BB: 0 P: 15	R: 0 E: 0 K: 1 S: 14 H: 1 LOB: 2 BB: 1 P: 26

1B: 5	SF: 1
2B: 4	SAC: 0
3B: 0	DP: 0
HR: 0	HBP: 0

WP: 1	PA: 38
PB: 0	
SB: 1	
CS: 0	

PITCHER		IP	WLS	BF	H	R	ER	SO	BB	IBB	HBP	BLK	WP	HR	S	P	ERA	WHIP
31 Danny Salazar, R ERA: 5.65	(1, 1)	6.1		26	6	3	3	7	1	0	0	0	1	0	57	90	4.26	1.105
27 Bryan Shaw, R ERA: 1.59	(7, 1)	0.2	B	4	2	0	0	0	0	0	0	0	0	0	11	15	0.00	3.000
37 Cody Allen, R ERA: 1.88	(8, 1)	1.0		3	0	0	0	2	0	0	0	0	0	0	10	15	0.00	0.000
44 John Axford, R ERA: 4.5	(9, 1)	1.0	W	5	1	0	0	1	1	0	0	0	0	0	14	26	0.00	2.000

PITCHER	IP	WLS	BF	H	R	ER	SO	BB	IBB	HBP	BLK	WP	HR	S	P	ERA	WHIP

Batter	1	2	3	4	5	6	7	8	9	AB	R	H	RBI	BB	SO	LOB
6 Nyjer Morgan, L (1, 8) OBP: 0.400, SLG: 0.324	C SI 90 F FF 90 B FF 91 S FS 81 1-3 K ①		1 SAFE B FF 90 X SI 89 1-0 33 BB 23 2B 1-3 1B		X SI 88 0-0 SH2-3 ① 2-3		C CH 86 B FF 92 F FF 91 F FF 92 F CH 87 F CH 86 X FF 92 1-2 G4-3 ③			3	1	1	0	0	1	0
33 Nick Swisher, S (1, 3) OBP: 0.291, SLG: 0.318	B SI 92 F SL 84 X CU 74 1-1 L7 ②		1 SAFE B SL 82 B FS 80 B FF 91 B SI 91 4-0 23 2B 1-2 BB		F FF 92 S SL 82 D SL 83 D SL 83 B SL 83 S FF 92 3-3 K ②			F FF 91 B CU 74 X CH 86 1-1 L5 ①		3	0	0	0	1	1	1
23 Michael Brantley, L (1, 7) OBP: 0.338, SLG: 0.455	X FF 91 0-0 F9 ③		C FF 92 X FS 82 0-1 1-3 2-H 3-H 2B		C CU 75 D SL 83 D SL 82 X FF 92 2-1 L4 ③			F SL 82 X SL 83 0-1 41 FC5-4 1B		4	0	2	2	0	0	1
41 Carlos Santana, S (1, 5) OBP: 0.298, SLG: 0.278		C SL 82 B FF 90 C CU 74 B SL 82 F FS 80 X SL 82 2-2 P5 ①	S SL 82 C FF 91 S SL 81 0-3 K ③			C FS 79 B CU 75 C CU 73 B SL 81 S CU 75 2-3 K ①		C SI 92 1 SAFE D CH 87 B SI 92 1 SAFE 1 SAFE 1 SAFE X SI 92 2-1 FC5-4 ② 1-2f		4	0	0	0	0	2	3
7 David Murphy, L (1, 9) OBP: 0.330, SLG: 0.375		B FF 90 B SL 84 C SI 91 X SI 92 2-1 L7 ②		B CU 69 B CU 70 F FF 88 F FF 89 B FF 90 F SL 84 X SI 90 3-2 F8 ①		C CU 74 C FF 92 B FF 90 B SL 83 T CU 76 2-2 K ②		C FF 93 S SL 86 B SL 82 B SL 83 F FF 93 F FF 93 F SL 84 X SL 82 2-2 P3 ③		4	0	0	0	0	1	1
13 Asdrúbal Cabrera, S (1, 6) OBP: 0.296, SLG: 0.314		C SL 85 F FS 80 B SL 83 B SL 81 X SI 92 2-2 G4-3 ③		F FS 78 B FF 90 S SL 81 B SL 82 F SL 84 S FF 92 2-3 K ②		B CU 75 B FF 92 F SL 84 X FF 92 2-1 1B			C SI 92 B SL 87 F SL 86 F FF 93 X SL 87 1-2 8 SH1-3 4 1B 2B	4	1	2	0	0	1	0
8 Lonnie Chisenhall, L (1, 10) OBP: 0.412, SLG: 0.468			C SI 88 F FS 80 S SL 81 0-3 K ①	C CU 73 B FF 92 S CU 74 B SL 82 S SL 82 2-3 K ③		X FF 91 0-0 F7 ③			X FF 92 0-0 SH1-3 ① 2-3	3	0	0	0	0	2	1
10 Yan Gomes, R (1, 2) OBP: 0.295, SLG: 0.459			B FF 90 F FF 90 F FF 91 C FF 92 1-3 K ②		C SL 82 B SL 82 X SI 89 1-1 HR		C SL 84 F CH 87 S FF 92 0-3 K ①		X SL 87 0-0 G6-3 ②	4	1	1	1	0	2	1
4 Mike Aviles, R (1, 4) OBP: 0.338, SLG: 0.381			B SL 83 S SL 82 F FF 92 B SL 80 X SL 82 2-2 6 1B 23 2B 1B		C SL 80 S CU 74 X CU 76 0-2 6 SH2-3 2B		B FF 91 F FF 92 B CH 88 F CH 87 X FF 92 2-2 P2 ②		B SL 88 S SL 88 X SI 93 1-1 3-H 1B	4	1	3	1	0	0	0
Inning Stats	R: 0 E: 0 K: 1 S: 6 H: 0 LOB: 0 BB: 0 P: 8	R: 0 E: 0 K: 0 S: 9 H: 0 LOB: 0 BB: 0 P: 15	R: 2 E: 0 K: 3 S: 15 H: 3 LOB: 2 BB: 1 P: 23	R: 0 E: 0 K: 2 S: 11 H: 0 LOB: 0 BB: 0 P: 18	R: 1 E: 0 K: 1 S: 11 H: 2 LOB: 1 BB: 0 P: 17	R: 0 E: 0 K: 2 S: 9 H: 1 LOB: 1 BB: 0 P: 15	R: 0 E: 0 K: 1 S: 12 H: 0 LOB: 0 BB: 0 P: 15	R: 0 E: 0 K: 0 S: 12 H: 1 LOB: 1 BB: 0 P: 17	R: 1 E: 0 K: 0 S: 8 H: 2 LOB: 1 BB: 0 P: 10	1B: 5 2B: 3 3B: 0 HR: 1 SF: 0 SAC: 2 DP: 0 HBP: 0						

PITCHER	IP	WLS	BF	H	R	ER	SO	BB	IBB	HBP	BLK	WP	HR	S	P	ERA	WHIP
47 Ricky Nolasco, R (1, 1) ERA: 5.64	6.0		25	6	3	3	9	1	0	0	0	0	1	61	96	4.50	1.167
61 Jared Burton, R (7, 1) ERA: 7.3	1.0		3	0	0	0	1	0	0	0	0	0	0	12	15	0.00	0.000
52 Brian Duensing, L (8, 1) ERA: 1.76	1.0		4	1	0	0	0	0	0	0	0	0	0	12	17	0.00	1.000
50 Casey Fien, R (9, 1) ERA: 2.63	0.2	L	4	2	1	1	0	0	0	0	0	0	0	8	10	13.50	3.000

PITCHER	IP	WLS	BF	H	R	ER	SO	BB	IBB	HBP	BLK	WP	HR	S	P	ERA	WHIP

BOTTOM

Minnesota Twins @ Cleveland Indians

Progressive Field, Cleveland, OH

Wed May 07 2014, 7:07 PM - 10:04 PM EDT

Att. 10,742 - Cloudy - 65 F

livebaseballscorecards.com

AB	33
R	4
H	9
RBI	4
BB	1
SO	10
LOB	8

WP: 0	PB: 0	SB: 0	CS: 0
PA: 36			

Batter	1	2	3	4	5	6	7	8	9	AB	R	H	RBI	BB	SO	LOB
2 Brian Dozier, R (1, 4) OBP: 0.354, SLG: 0.424	B SI 87 B SI 90 C FF 92 X SI 89 2-1 ① G1-3			C SI 88 B SL 81 C SL 81 S FF 94 1-3 ① K		B SI 88 B SI 87 B FF 89 B FF 88 4-0 5 WP 20 1B 1-2 BB	C SL 78 B SL 79 X SI 89 1-1 ① G6-3		C FF 96 X FF 96 0-1 ② F9	4	1	0	0	1	1	4
5 Eduardo Escobar, S (1, 8) OBP: 0.339, SLG: 0.473	F SI 90 X SI 91 0-1 ② G3-1			C SI 89 X FF 92 0-1 ② G3		C SI 90 B SL 81 F SI 90 F SL 82 F SL 80 B FF 93 F FF 92 D SI 90 S SL 80 3-3 ① K 1-2 2-3	B CU 81 X SL 89 1-0 ② G3-1 2-3 3-H		B FF 97 B SI 96 C FF 95 S SI 96 X FF 95 2-2 ③ L7	5	0	0	1	0	1	5
24 Trevor Plouffe, R (1, 5) OBP: 0.347, SLG: 0.400	B SI 89 X SI 89 1-0 ③ G5-3			C SL 78 B SL 83 F SI 92 S SL 83 1-3 ③ K		C SL 80 S SL 83 X SL 80 0-2 ② L5	D CU 81 B FF 94 C FF 95 B FF 95 F SL 90 X FF 94 3-2 ③ L9			4	0	0	0	0	1	3
20 Chris Colabello, R (1, 3) OBP: 0.319, SLG: 0.442		C SI 89 S SL 81 S SL 82 0-3 ① K			B SL 79 F SI 88 B SI 90 B SL 77 F SI 88 F FF 91 B SI 89 4-2 8 HBP BB	B SI 89 C SL 77 B SI 91 B SL 79 X SI 89 3-1 13 BB 2-H 3-H 1B		C FF 92 C CU 81 B FF 94 B FF 94 S CU 83 2-3 ① K		3	0	1	2	1	2	0
13 Jason Kubel, L (1, 7) OBP: 0.344, SLG: 0.366		B SI 89 F SI 90 F FF 92 C SL 81 1-3 ② K			X SI 89 0-0 ① F8	C SI 88 F SL 82 B SL 82 B SL 83 B FF 91 B SI 91 4-2 1-2 BB		C SL 88 F CU 82 B CU 81 F FF 95 B CU 83 B FF 94 S SL 88 3-3 ② K		3	0	0	0	1	2	1
8 Kurt Suzuki, R (1, 10) OBP: 0.380, SLG: 0.407		C SI 89 C SL 82 S SL 82 0-3 ③ K			H SI 89 1-0 1-2 HBP	X SL 79 0-0 ③ P3		B FF 93 C SL 88 B FF 93 X SL 88 2-1 ③ G6-3		3	0	0	0	0	1	2
43 Josmil Pinto, R (1, 2) OBP: 0.357, SLG: 0.424			B SI 88 B SI 88 X SI 87 2-0 12 G4-6-3 1B		B SL 79 C SL 80 C SL 80 T FF 92 1-2 ② K		C SI 89 S SL 80 B SL 81 B SI 91 B SL 81 B SI 87 4-2 12 1B 39 2B BB		B FF 96 S FF 95 F FF 97 B SL 85 F FF 96 X FF 96 2-2 39 BB 1B	3	1	2	0	1	1	2
12 Chris Herrmann, L (1, 9) OBP: 0.190, SLG: 0.128			C SI 88 X SI 90 0-1 ① ② G4-6-3 1-2f		X SI 90 0-0 ③ G3-1		C SI 88 B SI 90 X SI 88 1-1 39 2B 5 G3-1 1-2 1B		C FF 96 F FF 96 B FF 96 F FF 96 B CH 90 X FF 96 2-2 ① F7	4	1	1	0	0	0	4
39 Danny Santana, S (1, 6) OBP: 0.500, SLG: 0.667			C SI 92 B SL 80 X SI 91 1-1 ③ F8			L SI 87 B SL 80 S SI 91 F FF 94 X FF 94 1-2 E1 5 WP 2 BB 20 1B	B SI 87 X SI 86 1-0 5 G3-1 1-3 2-H 2B		B FF 96 B FF 96 B SI 96 B SI 95 4-0 1-2 BB	3	1	1	1	1	0	0
Inning Stats	R: 0 E: 0 K: 0 S: 5 H: 0 LOB: 0 BB: 0 P: 8	R: 0 E: 0 K: 3 S: 9 H: 0 LOB: 0 BB: 0 P: 10	R: 0 E: 0 K: 0 S: 5 H: 1 LOB: 0 BB: 0 P: 8	R: 0 E: 0 K: 2 S: 8 H: 0 LOB: 0 BB: 0 P: 10	R: 0 E: 0 K: 1 S: 8 H: 0 LOB: 0 BB: 1 P: 14	R: 2 E: 1 K: 1 S: 18 H: 1 LOB: 2 BB: 2 P: 33	R: 2 E: 0 K: 0 S: 11 H: 2 LOB: 1 BB: 1 P: 22	R: 0 E: 0 K: 2 S: 9 H: 0 LOB: 0 BB: 0 P: 16	R: 0 E: 0 K: 0 S: 13 H: 1 LOB: 2 BB: 1 P: 23	1B: 4 2B: 1 3B: 0 HR: 0 SF: 0 SAC: 0 DP: 1 HBP: 1						

TOP

Minnesota Twins @ Cleveland Indians

Progressive Field, Cleveland, OH

Thu May 08 2014, 12:07 PM - 3:20 PM EDT

Att. 13,095 - Partly Cloudy - 67 F

livebaseballscorecards.com

AB	32
R	4
H	5
RBI	4
BB	5
SO	9
LOB	21

PITCHER		IP	WLS	BF	H	R	ER	SO	BB	IBB	HBP	BLK	WP	HR	S	P	ERA	WHIP
63 Justin Masterson, R ERA: 3.86	(1, 1)	6.1	W	28	4	4	2	7	4	0	1	0	1	0	60	97	2.84	1.263
48 Scott Atchison, R ERA: 1.88	(7, 1)	1.2	H	5	0	0	0	2	0	0	0	0	0	0	13	24	0.00	0.000
59 Carlos Carrasco, R ERA: 6.2	(9, 1)	1.0		5	1	0	0	0	1	0	0	0	0	0	13	23	0.00	2.000

PITCHER	IP	WLS	BF	H	R	ER	SO	BB	IBB	HBP	BLK	WP	HR	S	P	ERA	WHIP

WP: 1 PA: 38
PB: 0
SB: 0
CS: 0

BOTTOM

Minnesota Twins @ Cleveland Indians

Progressive Field, Cleveland, OH

Thu May 08 2014, 12:07 PM - 3:20 PM EDT

Att. 13,095 - Partly Cloudy - 67 F

livebaseballscorecards.com

Batter	1	2	3	4	5	6	7	8	9	AB	R	H	RBI	BB	SO	LOB
24 Michael Bourn, L (1, 8) OBP: 0.278, SLG: 0.324	C FC 89 F SI 90 F SL 87 S CU 76 0-3 K2-3 ①		L FF 89 C FC 89 B CU 75 S CU 75 1-3 K ①	F SL 87 X SL 87 0-1 F8 ③		L SI 86 B FF 87 B FF 88 X FF 89 2-1 F7 ①	S SL 82 B SL 83 F SI 90 D SL 83 D SL 84 F SL 82 X FF 93 3-2 SF7 ② 3-H			4	0	0	1	0	2	3
33 Nick Swisher, S (1, 3) OBP: 0.301, SLG: 0.313	B SI 90 F SI 90 B SL 87 X SL 87 2-1 G3-1 ②		B FF 91 F CH 85 B CU 77 C SI 91 B CU 75 B SL 86 4-2 41 G1-3 23 1B BB		F FF 89 B CH 84 S CH 83 B CU 76 B CU 76 B FC 91 4-2 23 HR BB	C SI 88 B FF 89 B SI 90 B SI 88 F SI 88 D SL 80 4-2 23 FC4-6 BB 1-2 2-3	C CU 74 C SI 91 B SI 92 S SL 84 1-3 K ③			2	1	0	0	3	1	1
23 Michael Brantley, L (1, 7) OBP: 0.348, SLG: 0.492	B FF 91 X FC 91 1-0 41 PB 7 2B 2B		C SL 88 B CH 85 B SL 88 X SL 86 2-1 41 G1-3 1B 1-2		B FC 90 X SL 87 1-0 1-H HR	X FF 89 0-0 FC4-6 ② 1-2f 2-3 3-H		C FF 91 B FF 91 B CH 82 X SI 89 2-1 L6 ①		5	2	3	3	0	0	2
41 Carlos Santana, S (1, 2) OBP: 0.301, SLG: 0.277	C SL 88 B SI 92 S CH 86 D CU 76 D CU 76 B SL 86 4-2 7 2B 2-3 BB		S FF 90 X SL 87 0-1 G1-3 ② 1-2 2-3		B FC 92 F CH 84 B SL 87 B CH 84 C CH 86 F SL 88 F FC 91 X CH 86 3-2 13 1B 1B	B SI 87 C CU 71 F FF 89 1 SAFE B SI 91 1 SAFE F SL 81 D SL 80 T SI 89 3-2 K ③		C SI 89 B FC 88 C CH 83 B CU 78 F CU 77 X FF 90 2-2 G3-1 ②		4	0	1	0	1	1	4
7 David Murphy, L (1, 9) OBP: 0.351, SLG: 0.410	B CH 86 X CH 86 1-0 1-H 3-H 2B ③		C SL 87 F SL 86 F CU 76 B CU 75 D CU 75 B FF 90 B SL 86 4-2 BB		B FF 90 B SI 91 F SI 90 F FC 90 X CU 75 2-2 F8 ①		F FF 93 X FF 94 0-1 13 2B 2B	C FC 86 S CU 77 B FF 91 B CU 77 X CU 77 2-2 13 2B 1B		4	2	3	1	1	0	1
13 Asdrúbal Cabrera, S (1, 6) OBP: 0.314, SLG: 0.373		B FF 90 X SI 90 1-0 HR	C SL 87 C SL 87 D CU 77 B CU 74 T SL 87 2-2 K ③		X SI 89 0-0 8 PO 1-3 1B		X FF 92 0-0 9 1B 2-H 2B	B FF 90 B CH 82 X FF 91 2-0 1-H 2B		5	2	4	3	0	1	3
9 Ryan Raburn, R (1, 10) OBP: 0.225, SLG: 0.185		F FF 90 X SL 88 0-1 G1-3 ①		C CU 78 B SL 87 C SL 88 B SL 88 C SI 91 2-3 K ① C SL 82 F SI 93 C SI 94 0-3 K ②			B SL 83 B SL 82 X FF 92 2-0 8 FC8-4 2-H 1B	B FC 87 S FC 87 X FF 92 1-1 F9 ③		5	0	1	1	0	2	3
8 Lonnie Chisenhall, L (1, 5) OBP: 0.394, SLG: 0.446		X FC 92 0-0 G5-3 ②		F FC 90 B CH 85 F SL 88 F CU 74 S CU 77 1-3 K ② B SI 93 1 SAFE S SI 94 F SI 93 1 SAFE 1-2 PO ③ 1-2		F SI 91 B CH 86 X CH 87 1-1 CI 33 BB 4 1B 23 FC4-6	X FF 90 0-0 FC8-4 ① 4 2B 24 SF7 1-2f			3	2	0	0	0	1	1
4 Mike Aviles, R (1, 4) OBP: 0.361, SLG: 0.433		C SL 88 X SL 87 0-1 G6-3 ③		X SL 89 0-0 2B		C SI 94 F SI 94 F SI 95 X SL 83 0-2 23 FC4-6 33 BB 1-2 1B	B SL 84 1 SAFE S SL 82 F FF 93 X SL 81 1-2 1-3 2B			4	0	3	0	0	0	0
Inning Stats	R: 1 E: 0 K: 1 S: 10 H: 2 LOB: 2 BB: 1 P: 18	R: 1 E: 0 K: 0 S: 6 H: 1 LOB: 0 BB: 0 P: 7	R: 0 E: 0 K: 2 S: 15 H: 1 LOB: 3 BB: 2 P: 28	R: 0 E: 0 K: 2 S: 10 H: 1 LOB: 1 BB: 0 P: 13	R: 2 E: 0 K: 1 S: 17 H: 3 LOB: 1 BB: 1 P: 28	R: 1 E: 1 K: 1 S: 15 H: 1 LOB: 2 BB: 1 P: 25	R: 3 E: 0 K: 1 S: 15 H: 4 LOB: 1 BB: 0 P: 22	R: 1 E: 0 K: 0 S: 12 H: 2 LOB: 1 BB: 0 P: 21		1B: 6 2B: 7 3B: 0 HR: 2 SF: 1 SAC: 0 DP: 0 HBP: 0				WP: 0 PB: 1 SB: 0 CS: 0	PA: 44	

AB	36
R	9
H	15
RBI	9
BB	5
SO	8
LOB	18

PITCHER		IP	WLS	BF	H	R	ER	SO	BB	IBB	HBP	BLK	WP	HR	S	P	ERA	WHIP
30 Kevin Correia, R ERA: 6.34	(1, 1)	4.1	L	24	8	4	4	5	4	0	0	0	0	2	53	88	8.31	2.769
59 Michael Tonkin, R ERA: 2.08	(5, 1)	0.2		3	1	1	0	1	0	0	0	0	0	0	11	13	0.00	1.500
56 Caleb Thielbar, L ERA: 1.69	(6, 1)	1.0		4	0	0	0	1	1	0	0	0	0	0	9	18	0.00	1.000
51 Anthony Swarzak, R ERA: 6.75	(7, 1)	0.1		5	4	3	3	0	0	0	0	0	0	0	8	11	81.00	12.000
52 Brian Duensing, L ERA: 1.69	(7, 1)	0.2		2	0	0	0	1	0	0	0	0	0	0	7	11	0.00	0.000

PITCHER		IP	WLS	BF	H	R	ER	SO	BB	IBB	HBP	BLK	WP	HR	S	P	ERA	WHIP
54 Matt Guerrier, R ERA: 9.0	(8, 1)	1.0		5	2	1	1	0	0	0	0	0	0	0	12	21	9.00	2.000

Cleveland Indians @ Tampa Bay Rays

Tropicana Field, St. Petersburg, FL

Fri May 09 2014, 7:11 PM - 11:20 PM EDT

Att. 17,541 - Dome - 72 F

livebaseballscorecards.com

Batter	1	2	3	4	5	6	7	8	9	AB	R	H	RBI	BB	SO	LOB
24 Michael Bourn, L (1, 8) OBP: 0.273, SLG: 0.342	C FF 90 S FS 85 B FS 85 S FF 91 1-3 ① K		X FC 85 0-0 3B		C FF 89 X CU 68 0-1 ① G4-3	F SI 94 C FF 95 S SI 96 0-3 ② K	F SI 91 S FS 82 F FC 88 S FS 82 0-3 ③ K			5	0	1	0	0	3	2
33 Nick Swisher, S (1, 3) OBP: 0.304, SLG: 0.324	C SI 91 B FF 91 F FS 84 F FS 85 X FS 84 1-2 23 E/ 1B		B FF 90 C FF 90 S CU 68 B FF 90 B FF 90 F FF 91 S FF 90 3-3 ① K		B FF 89 S FF 89 F CU 68 F FF 91 X FF 90 1-2 2B	C FF 96 S FF 96 B FF 98 X FF 97 1-2 ③ L7		B FF 92 B FF 91 X FF 93 2-0 ① G4-3		5	0	2	0	0	1	3
23 Michael Brantley, L (1, 7) OBP: 0.342, SLG: 0.504	B FC 87 B FF 90 C FF 91 C FS 84 F FF 90 X FF 91 2-2 FC6 1-2		C CU 69 S FF 90 S CU 70 0-3 ② K		F FF 90 C FF 89 D CU 71 S FS 85 1-3 ② K		B CU 78 X FF 89 1-0 HR	C SL 75 C FF 93 B FS 78 B FS 79 X FS 77 2-2 ② G4-3		5	1	1	1	0	2	3
41 Carlos Santana, S (1, 5) OBP: 0.305, SLG: 0.270	B CU 69 C FF 90 B FF 90 B FS 84 F FF 90 S FF 91 3-3 ② K		B CU 68 C CU 68 S FF 91 X FF 91 1-2 ③ P6		B CU 68 B FF 90 B CU 67 C FF 90 B FF 90 4-1 BB		B CU 76 C CU 76 B FF 90 S CU 76 F FS 82 B FS 82 F FF 90 B FS 80 4-2 13 1B 10 1B BB	C SL 74 S FF 93 B FS 79 F FF 94 B FS 79 B SL 76 F FF 94 X FF 93 3-2 ③ G4-3		3	1	0	0	2	1	3
7 David Murphy, L (1, 9) OBP: 0.336, SLG: 0.390	C FS 84 C FF 91 S FS 84 0-3 ③ K			B FF 88 F FF 90 C CU 68 F FF 89 F CU 68 B CU 70 C FF 91 2-3 ① K	F FF 91 F FF 91 F FS 84 S FS 83 0-3 ③ K		S FS 79 X FS 80 0-1 ① L9		B SL 72 B FF 91 X FF 90 2-0 ① L7	5	0	0	0	0	3	5
13 Asdrúbal Cabrera, S (1, 6) OBP: 0.331, SLG: 0.408		B FC 85 B FF 90 B FF 89 B FF 89 4-0 BB		B FF 90 C FS 83 X FS 82 1-1 8 1B 1B		C FC 90 F FC 91 B CH 79 X FF 92 1-2 HR	X CU 76 0-0 8 PB 10 1B 4 HR 1-3 1B		C SL 75 S FS 77 B FF 93 X FS 78 1-2 ② G4-3	4	2	3	1	1	0	0
10 Yan Gomes, R (1, 2) OBP: 0.300, SLG: 0.456		1 SAFE X FF 89 0-0 ① F8		1 SAFE C FF 89 F FF 90 B FF 90 B FC 85 X CU 70 2-2 ② P3		T FC 92 B SL 84 S CH 79 F FF 93 X CH 79 1-2 4 SH3-4 8 HBP 1B	B FC 87 B FC 87 X FC 85 2-0 8 PB 4 HR 1-2 3-H 1B		B SL 75 B SL 74 T FF 93 T FF 94 F SL 77 F FF 94 X FS 79 2-2 ③ G6-3	5	1	2	1	0	0	2
8 Lonnie Chisenhall, L (1, 10) OBP: 0.400, SLG: 0.441		B FF 90 C FC 86 C FS 85 C FS 83 1-3 ② K		1 SAFE C CU 68 F FF 90 B FF 89 F FF 90 1 SAFE X FS 83 1-2 1-3 1B		S CH 78 S CH 78 D CH 77 H FC 91 2-2 4 SH3-4 1-2 HBP	B FC 86 F FS 80 B FS 80 S FC 86 F FC 87 F FC 87 X FS 83 2-2 ② G4-3 1-2 2-3			3	0	1	0	0	1	3
4 Mike Aviles, R (1, 4) OBP: 0.360, SLG: 0.471		1 SAFE C FF 90 B FC 86 B FF 88 S FS 85 F FC 84 F FC 84 1 SAFE S FC 85 2-3 ③ K		B FF 88 B FF 88 S FC 85 F FF 91 B FC 84 S FF 92 3-3 ③ K		B CH 77 2 SAFE L FF 91 X SL 81 1-1 ① SH3-4 1-2 2-3	B FC 86 F FC 86 D FC 88 T FS 82 X FS 82 2-2 2-H 3-H HR			3	1	1	3	0	2	3
Inning Stats	R: 0 E: 1 K: 3 S: 17 H: 1 LOB: 2 BB: 0 P: 24	R: 0 E: 0 K: 2 S: 9 H: 0 LOB: 1 BB: 1 P: 16	R: 0 E: 0 K: 2 S: 11 H: 1 LOB: 1 BB: 0 P: 15	R: 0 E: 0 K: 2 S: 17 H: 2 LOB: 2 BB: 0 P: 26	R: 0 E: 0 K: 2 S: 14 H: 1 LOB: 2 BB: 1 P: 20	R: 1 E: 0 K: 1 S: 17 H: 2 LOB: 2 BB: 0 P: 23	R: 5 E: 0 K: 1 S: 21 H: 4 LOB: 0 BB: 1 P: 32	R: 0 E: 0 K: 0 S: 9 H: 0 LOB: 0 BB: 0 P: 16	R: 0 E: 0 K: 0 S: 10 H: 0 LOB: 0 BB: 0 P: 15	1B: 6 2B: 1 3B: 1 HR: 3	SF: 0 SAC: 1 DP: 0 HBP: 1					

TOP	
AB	38
R	6
H	11
RBI	6
BB	3
SO	13
LOB	24

WP: 0 PB: 1 SB: 0 CS: 0 PA: 43

PITCHER		IP	WLS	BF	H	R	ER	SO	BB	IBB	HBP	BLK	WP	HR	S	P	ERA	WHIP
23 Jake Odorizzi, R ERA: 5.79	(1, 1)	5.0		23	5	0	0	11	2	0	0	0	0	0	68	101	0.00	1.400
26 Brad Boxberger, R ERA: 0.96	(6, 1)	0.1	H	4	2	1	1	0	0	0	1	0	0	1	11	16	27.00	6.000
57 Jake McGee, L ERA: 1.69	(6, 1)	0.2	H	2	0	0	0	1	0	0	0	0	0	0	6	7	0.00	0.000
62 Joel Peralta, R ERA: 7.07	(7, 1)	0.1	L	4	2	3	3	0	1	0	0	0	0	1	8	13	81.00	9.000
47 Brandon Gomes, R ERA: 4.58	(7, 1)	0.2		4	2	2	2	1	0	0	0	0	0	1	13	19	27.00	3.000
52 Josh Lueke, R ERA: 4.15	(8, 1)	2.0		6	0	0	0	0	0	0	0	0	0	0	19	31	0.00	0.000

Batter	1	2	3	4	5	6	7	8	9	AB	R	H	RBI	BB	SO	LOB
7 David DeJesus, L (1, 10) OBP: 0.365, SLG: 0.470	B SI 92 C SI 93 X SI 93 1-1 18 FC4-6 1B			X SI 91 0-0 18 G3 21 SF7 2B	X SI 94 0-0 1-3 3-H 2B		C SL 89 C CU 79 B SL 89 T CU 81 1-2 ② K		B SL 88 D FF 94 B FF 93 C FF 94 X FF 94 3-1 1-3 2-H 2B	5	1	4	2	0	1	1
18 Ben Zobrist, S (1, 4) OBP: 0.363, SLG: 0.368 (3, 6)	C SI 92 F SL 87 B SI 94 X CU 81 1-2 ① FC4-6 21 CS 1-2f			B CU 78 C FF 92 F SI 93 X SL 90 1-2 ① G3 2-3	B SI 92 B SL 88 X SI 93 2-0 ③ G4-3		B SL 84 F SI 91 S SL 85 1-2 ③ 2-4 1-2	X SI 90 0-0 1B	B CU 76 D FF 95 B FF 94 C FF 94 C FF 94 F FF 94 F FF 94 B FF 93 4-2 BB	4	0	1	0	1	0	4
21 James Loney, L (1, 3) OBP: 0.389, SLG: 0.424	F SI 92 B SI 93 S SL 88 B SI 93 B CH 84 F SL 89 1 SAFE F SL 89 C SI 95 3-3 ② ③ K 1-2			X SI 93 0-0 ② SF7 3-H		C CH 83 C SL 89 X SL 92 0-2 3 1B 1B		B SL 84 F SI 91 B SL 84 C SI 92 B SI 92 S SI 92 3-3 ① K	B KC 82 B FF 96 S FF 95 C FF 96 F FF 96 B KC 85 F FF 96 F FF 96 X FF 96 3-2 ③ F9	4	0	1	1	0	2	5
3 Evan Longoria, R (1, 5) OBP: 0.331, SLG: 0.415		C SI 93 X SI 94 0-1 ① G4-3		C SL 89 B CU 81 X SI 94 1-1 9 FC5-4 1B	F SI 93 B CU 81 X SI 93 1-1 1-2 1B			S SL 80 B FC 92 B FC 92 S FC 92 B FC 93 X SL 79 3-2 ② F7		4	0	2	0	0	0	1
9 Wil Myers, R (1, 9) OBP: 0.309, SLG: 0.387		C SI 93 B SL 91 C SI 94 S SL 91 1-3 ② K		S SL 88 B SL 88 B CU 79 X SI 93 2-1 ③ FC5-4 1-2f	C SI 88 F SI 94 S CU 80 0-3 ① K			B FC 92 B SL 80 F FC 91 B FC 92 C FC 91 S SL 79 3-3 ③ K		4	0	0	0	0	3	4
20 Matt Joyce, L (1, 7) OBP: 0.400, SLG: 0.426		F SI 94 B SL 90 X SI 94 1-1 ③ F7			F SL 87 B CH 83 X SI 93 1-1 11 1B 7 2B 1B	S CH 84 S SL 88 B CU 82 S CU 82 1-3 ② K			C FF 92 B FF 93 B FF 92 S FF 94 C FF 94 2-3 ① K	4	1	1	0	0	2	2
5 Brandon Guyer, R (1, 8) OBP: 0.200, SLG: 0.206			C SI 92 S SL 89 B SI 94 X CU 81 1-2 ① F8		L FF 92 C CU 80 B SI 94 D SL 90 T SL 88 2-2 ① K	C SI 94 S SL 90 B FF 94 F CU 82 B SI 95 B SL 91 C SI 94 3-3 ③ K			C FF 93 B CU 77 B FF 94 S FF 93 C FF 96 2-3 ② K	4	0	0	0	0	3	3
11 Yunel Escobar, R (1, 6) OBP: 0.311, SLG: 0.341 11 Logan Forsythe, R (3, 4) OBP: 0.264, SLG: 0.266			B SI 94 B SI 95 B SI 94 C SI 94 X SI 94 3-1 ② G4-3		1 SAFE B SI 92 F SI 92 X SL 87 1-1 7 2B 1-3 1B		X SI 91 0-0 ① G6-3		C FF 95 B CU 78 B FF 94 X FF 94 2-1 7 2B 2B	0 4	0 1	0 2	0 0	0 0	0 0	0 0
24 Ryan Hanigan, R (1, 2) OBP: 0.359, SLG: 0.432			B SL 91 C SI 94 C SI 94 S SL 90 1-3 ③ K		F SI 91 B SI 92 L SL 90 F CU 83 F CU 82 B SI 94 F SL 90 C CU 82 2-3 ② K		X SI 91 0-0 18 2-4 1B		B SL 90 B SL 88 B FF 94 B FF 94 4-0 7 2B BB	3	0	1	0	1	2	2
Inning Stats	R: 0 H: 1 E: 0 LOB: 1 K: 1 BB: 0 S: 10 P: 15	R: 0 H: 0 E: 0 LOB: 0 K: 1 BB: 0 S: 7 P: 9	R: 0 H: 0 E: 0 LOB: 0 K: 1 BB: 0 S: 8 P: 13	R: 1 H: 2 E: 0 LOB: 1 K: 0 BB: 0 S: 9 P: 13	R: 1 H: 3 E: 0 LOB: 2 K: 2 BB: 0 S: 15 P: 23	R: 0 H: 2 E: 0 LOB: 2 K: 3 BB: 0 S: 15 P: 20	R: 0 H: 1 E: 0 LOB: 1 K: 1 BB: 0 S: 7 P: 9	R: 0 H: 1 E: 0 LOB: 1 K: 2 BB: 0 S: 10 P: 19	R: 1 H: 2 E: 0 LOB: 3 K: 2 BB: 2 S: 20 P: 40	1B: 8 2B: 5 3B: 0 HR: 0	SF: 1 SAC: 0 DP: 1 HBP: 0			WP: 0 PB: 0 SB: 0 CS: 1	PA: 39		

BOTTOM

Cleveland Indians @ Tampa Bay Rays

Tropicana Field, St. Petersburg, FL

Fri May 09 2014, 7:11 PM - 11:20 PM EDT

Att. 17,541 - Dome - 72 F

livebaseballscorecards.com

AB	36
R	3
H	12
RBI	3
BB	2
SO	13
LOB	22

PITCHER		IP	WLS	BF	H	R	ER	SO	BB	IBB	HBP	BLK	WP	HR	S	P	ERA	WHIP
28 Corey Kluber, R ERA: 3.48	(1, 1)	6.2	W	28	9	2	2	9	0	0	0	0	0	0	69	99	2.70	1.350
35 Marc Rzepczynski, L ERA: 2.08	(7, 1)	0.2		3	1	0	0	1	0	0	0	0	0	0	6	10	0.00	1.500
27 Bryan Shaw, R ERA: 1.53	(8, 1)	0.2		2	0	0	0	1	0	0	0	0	0	0	6	12	0.00	0.000
44 John Axford, R ERA: 4.91	(9, 1)	0.2		6	2	1	1	2	2	0	0	0	0	0	14	31	13.50	6.000
37 Cody Allen, R ERA: 1.84	(9, 1)	0.1	S	1	0	0	0	0	0	0	0	0	0	0	6	9	0.00	0.000

PITCHER	IP	WLS	BF	H	R	ER	SO	BB	IBB	HBP	BLK	WP	HR	S	P	ERA	WHIP

Cleveland Indians @ Tampa Bay Rays

Tropicana Field, St. Petersburg, FL

Sat May 10 2014, 7:11 PM - 10:12 PM EDT

Att. 29,212 - Dome - 72 F

TOP

livebaseballscorecards.com

Batter	1	2	3	4	5	6	7	8	9	AB	R	H	RBI	BB	SO	LOB
4 Mike Aviles, R (1, 7) OBP: 0.342, SLG: 0.446	C SI 88 B FF 90 T FF 87 F FF 89 B CU 76 B SI 89 S FF 88 3-3 ① **K**		C CH 74 X SI 90 0-1 ③ F9		1 SAFE B FF 89 C CU 72 F FF 89 X FF 88 1-2 ③ F9			C SI 93 B CH 84 S CH 83 C SL 84 1-3 ③ **K**		4	0	0	0	0	2	1
33 Nick Swisher, S (1, 3) OBP: 0.304, SLG: 0.319 8 Lonnie Chisenhall, L (8, 3) OBP: 0.408, SLG: 0.449	B SI 89 C CH 72 S FF 90 F FF 91 B CU 75 X CU 75 2-2 ② F8			B SI 87 B SI 87 B SI 89 C FF 84 C FF 85 B CH 70 4-2 23 BB BB		C CU 73 C SI 88 X FF 87 0-2 ① F7			C FF 90 X CU 81 0-1 41 BB 23 1B 9 SF8 1B	2 1	0 1	0 1	0 0	1 0	0 0	0 0
23 Michael Brantley, L (1, 8) OBP: 0.347, SLG: 0.500	C FF 88 S FF 88 B FF 89 S CU 76 1-3 ③ **K**			C FF 88 B FF 89 B FF 88 B CH 73 B FF 88 4-1 **1-2** BB		C CU 73 F FF 87 B CU 75 F FF 89 X SI 88 1-2 ② G4-3			B FF 90 X SL 83 1-0 9 SF8 41 BB **1-2** 1B	3	0	1	0	1	1	0
41 Carlos Santana, S (1, 5) OBP: 0.303, SLG: 0.264		B SI 88 B CU 73 X SI 89 2-0 ① F7		C CU 74 C CU 76 B CU 73 B FF 90 B FF 90 F CU 72 C FF 87 3-3 ① **K**		B SI 88 B FS 80 S SI 85 B SI 86 C SI 86 X SI 86 3-2 ③ G5-3			B FC 90 B CU 80 F FF 90 B CU 82 C SL 83 B FF 90 4-2 13 G4-6-3 **1-2** **2-3** BB	3	0	0	0	1	1	2
9 Ryan Raburn, R (1, 10) OBP: 0.227, SLG: 0.206		B SI 90 S CU 73 F SI 90 B FF 89 F SI 89 B CU 76 X FF 87 3-2 2B		F FF 89 B FF 88 F CU 74 F SI 88 X FF 87 1-2 ② F6			B FF 90 B FF 90 C FF 89 F FF 90 X FF 91 2-2 ① G3		T SL 84 D SL 84 D SL 84 X SL 83 2-1 ① SF8 **2-3** **3-H**	3	0	1	1	0	0	2
13 Asdrúbal Cabrera, S (1, 6) OBP: 0.322, SLG: 0.396		C SI 88 C SI 90 B FF 90 D CU 76 F CU 75 S FF 89 2-3 ② **K**		X FF 89 0-0 ③ F8			B FF 92 B CH 82 S FF 91 X FF 92 2-1 ② F9		C FF 90 B SL 87 D SL 83 X FF 90 2-1 ② ③ G4-6-3 **1-2f**	4	0	0	0	0	1	5
10 Yan Gomes, R (1, 2) OBP: 0.301, SLG: 0.448		D CH 73 C CU 73 X FF 89 1-1 ③ F8			C SI 86 B SI 89 B CH 69 B CH 73 C FF 85 B FS 83 4-2 11 FC5-4 BB		X FF 93 0-0 ③ P5			2	0	0	0	1	0	1
7 David Murphy, L (1, 9) OBP: 0.328, SLG: 0.380			X FF 88 0-0 ① P6		B FF 89 C FF 86 B FF 85 X FF 88 2-1 ① F7			B CH 82 B FF 90 B FF 90 C SI 89 F FF 90 F FF 91 S FF 92 3-3 ① **K**		3	0	0	0	0	1	1
11 José Ramírez, S (1, 4) OBP: 0.071, SLG: 0.071			C FF 88 B CU 76 X SI 89 1-1 ② F8		B SI 90 C FS 82 B SI 89 F FF 84 F FF 89 B FF 89 X FS 82 3-2 ② FC5-4 **1-2f**			B FF 92 F FF 91 X CH 84 1-1 ② G4-3		3	0	0	0	0	0	1
Inning Stats	R: 0 E: 0 K: 2 S: 11 H: 0 LOB: 0 BB: 0 P: 17	R: 0 E: 0 K: 1 S: 11 H: 1 LOB: 1 BB: 0 P: 19	R: 0 E: 0 K: 0 S: 5 H: 0 LOB: 0 BB: 0 P: 6	R: 0 E: 0 K: 1 S: 12 H: 0 LOB: 2 BB: 2 P: 24	R: 0 E: 0 K: 0 S: 11 H: 0 LOB: 1 BB: 1 P: 21	R: 0 E: 0 K: 0 S: 10 H: 0 LOB: 0 BB: 0 P: 14	R: 0 E: 0 K: 0 S: 6 H: 0 LOB: 0 BB: 0 P: 10	R: 0 E: 0 K: 2 S: 9 H: 0 LOB: 0 BB: 0 P: 14	R: 1 E: 0 K: 0 S: 9 H: 2 LOB: 1 BB: 1 P: 18	1B: 2 2B: 1 3B: 0 HR: 0 SF: 1 SAC: 0 DP: 1 HBP: 0						

	AB	28
	R	1
	H	3
	RBI	1
	BB	4
	SO	6
	LOB	13

WP: 0 PB: 0 SB: 0 CS: 0 PA: 33

PITCHER		IP	WLS	BF	H	R	ER	SO	BB	IBB	HBP	BLK	WP	HR	S	P	ERA	WHIP
40 Erik Bedard, L ERA: 3.38	(1, 1)	6.0	W	22	1	0	0	4	3	0	0	0	0	0	60	101	0.00	0.667
46 Juan Carlos Oviedo, R ERA: 2.53	(7, 1)	2.0		6	0	0	0	2	0	0	0	0	0	0	15	24	0.00	0.000
50 Grant Balfour, R ERA: 5.02	(9, 1)	1.0		5	2	1	1	0	1	0	0	0	0	0	9	18	9.00	3.000

PITCHER		IP	WLS	BF	H	R	ER	SO	BB	IBB	HBP	BLK	WP	HR	S	P	ERA	WHIP

Batter	1	2	3	4	5	6	7	8	9	AB	R	H	RBI	BB	SO	LOB
7 David DeJesus, L (1, 10) OBP: 0.356, SLG: 0.455	B SI 90 B SI 91 C FF 89 B FF 91 X CH 90 3-1 ① P5		B CU 77 F FF 92 X CU 77 1-1 1-H 1B		B FF 88 X FF 89 1-0 ① L3		C SL 80 X CH 82 0-1 ① F8	C CH 86 F SL 85 X CH 88 0-2 ③ G4-3		5	0	1	1	0	0	0
18 Ben Zobrist, S (1, 4) OBP: 0.366, SLG: 0.379	B FF 92 C FF 90 B CH 80 X FF 92 2-1 ② G4-3		X FC 90 0-0 ③ F8		B CH 78 C FF 90 C CU 75 B SI 91 F CU 79 X SI 91 2-2 3 2B 1B		B SI 89 C SI 88 B SI 90 X FF 89 2-1 21 1B 2B			4	2	2	0	0	0	1
3 Evan Longoria, R (1, 5) OBP: 0.335, SLG: 0.421	X FF 92 0-0 ③ F9			C CU 73 F SL 81 B SL 82 F FF 92 B CH 77 C FF 93 2-3 ① K	X SI 92 0-0 1-H 21 1B 2B		I IN 70 I IN 75 I IN 78 I IN 74 4-0 21 1B 20 SF8 IBB			3	2	1	1	1	1	0
21 James Loney, L (1, 3) OBP: 0.399, SLG: 0.434		B FF 91 C FF 91 B CU 72 B SI 91 X SI 91 3-1 ① G1-3		C CH 79 B CH 82 F SI 92 F FF 94 X CH 81 1-2 9 2B 20 SF8 1B	X CU 76 0-0 2-H 1B		C CH 82 B SI 88 D SL 81 B SL 80 F SI 87 F SL 81 F FF 90 X SL 82 3-2 9 BB 1-3 2-H 1B			4	1	3	2	0	0	0
9 Wil Myers, R (1, 9) OBP: 0.314, SLG: 0.393		S FC 92 X SI 93 0-1 ② G6-3		B SL 82 X FF 92 1-0 20 SF8 11 1B 1-3 2B	C CU 80 C CU 79 B CU 81 C SI 92 1-3 ② K		B CU 85 B FF 94 C FF 95 B FF 93 B FF 95 4-1 1-2 BB			3	1	1	0	1	1	1
20 Matt Joyce, L (1, 7) OBP: 0.387, SLG: 0.417		B SI 91 C FF 92 B CU 76 X FF 91 2-1 ③ F8		X FF 93 0-0 ② SF8 2-3 3-H	C SI 91 S CU 81 X CU 81 0-2 ③ G4-3		X FF 95 0-0 ② SF8 3-H			2	0	0	2	0	0	1
8 Desmond Jennings, R (1, 8) OBP: 0.363, SLG: 0.452			X FF 91 0-0 7 S 7 1B 1B	B SL 80 B SL 80 B SI 93 B FF 92 4-0 11 1B BB		H CU 80 1-0 11 CS HBP	B CU 84 F FF 93 B FF 96 S FF 96 F FF 95 D SL 87 F FF 95 X FF 96 3-2 ③ F7			2	1	1	0	1	0	2
11 Yunel Escobar, R (1, 6) OBP: 0.309, SLG: 0.339			C FF 91 X SL 81 0-1 ① F9	B CU 75 C FF 92 F FF 92 F FF 92 X FF 92 1-2 1-3 3-H 1B	B SI 90 B SI 90 D SI 90 C SI 90 C SI 90 S CU 82 3-3 ①② K 1-2			B FF 94 X FF 92 1-0 ① F8		4	0	1	1	0	1	2
24 Ryan Hanigan, R (1, 2) OBP: 0.344, SLG: 0.412			C FC 91 B SL 81 1 SAFE C FF 91 C FF 93 1-3 ② K	C SI 91 F CU 79 F FF 92 X CU 78 0-2 ③ G5-3	B SI 92 C CU 81 F SI 92 F CU 83 S CU 81 1-3 ③ K			C FF 94 C CU 84 X CU 84 0-2 ② F7		4	0	0	0	0	2	3
Inning Stats	R: 0 E: 0 K: 0 S: 5 H: 0 LOB: 0 BB: 0 P: 10	R: 0 E: 0 K: 0 S: 6 H: 0 LOB: 0 BB: 0 P: 11	R: 1 E: 0 K: 1 S: 9 H: 2 LOB: 1 BB: 0 P: 11	R: 2 E: 0 K: 1 S: 18 H: 3 LOB: 2 BB: 1 P: 27	R: 2 E: 0 K: 1 S: 13 H: 3 LOB: 1 BB: 0 P: 17	R: 0 E: 0 K: 2 S: 7 H: 0 LOB: 0 BB: 0 P: 12	R: 2 E: 0 K: 0 S: 16 H: 2 LOB: 2 BB: 2 P: 32	R: 0 E: 0 K: 0 S: 7 H: 0 LOB: 0 BB: 0 P: 8		1B: 7 2B: 3 3B: 0 HR: 0 SF: 2 SAC: 0 DP: 0 HBP: 1			WP: 0 PB: 0 SB: 1 CS: 1 PA: 37	

BOTTOM

Cleveland Indians @ Tampa Bay Rays

Tropicana Field, St. Petersburg, FL

Sat May 10 2014, 7:11 PM - 10:12 PM EDT

Att. 29,212 - Dome - 72 F

livebaseballscorecards.com

AB	31
R	7
H	10
RBI	7
BB	3
SO	5
LOB	10

PITCHER		IP	WLS	BF	H	R	ER	SO	BB	IBB	HBP	BLK	WP	HR	S	P	ERA	WHIP
34 Zach McAllister, R ERA: 3.89	(1, 1)	4.1	L	22	8	5	5	2	1	0	0	0	0	0	45	69	10.38	2.077
20 C.C. Lee, R ERA: 3.72	(5, 1)	1.2		5	0	0	0	3	0	0	1	0	0	0	13	19	0.00	0.000
88 Josh Outman, L ERA: 3.72	(7, 1)	0.1		4	2	2	2	0	0	1	0	0	0	0	9	18	54.00	6.000
59 Carlos Carrasco, R ERA: 5.81	(7, 1)	1.2		6	0	0	0	0	1	0	0	0	0	0	14	22	0.00	0.600

PITCHER	IP	WLS	BF	H	R	ER	SO	BB	IBB	HBP	BLK	WP	HR	S	P	ERA	WHIP

Batter	1	2	3	4	5	6	7	8	9	AB	R	H	RBI	BB	SO	LOB
24 Michael Bourn, L (1, 8) OBP: 0.268, SLG: 0.346	B SI 93 F FF 94 C FF 94 C FF 94 1-3 ① K	S SL 88 S SL 87 B SL 89 X FF 95 1-2 1-H 2-H 2B		C FF 94 X SI 94 0-1 ③ L7		C FF 92 B CU 75 F CH 79 S FF 94 1-3 ② K		X SI 90 0-0 ② G4-3		5	0	1	2	0	2	1
8 Lonnie Chisenhall, L (1, 5) OBP: 0.395, SLG: 0.446	B FF 94 C FF 93 S SL 87 B FF 96 X SL 88 2-2 ② G6-3	B SI 96 S SL 87 X SL 88 1-1 ③ G6-3			X SL 85 0-0 ① G4-3	C FF 92 S FC 93 C FC 94 0-3 ③ K		B FS 80 B SI 91 F FC 87 S SI 91 X FC 87 2-2 2B		5	0	1	0	0	1	1
23 Michael Brantley, L (1, 10) OBP: 0.348, SLG: 0.493	B SI 96 C SL 85 B SL 87 B CH 85 D SI 95 4-1 41 2B BB		B FF 93 F SI 93 B SL 87 C SL 88 X SL 86 2-2 7 G4-3-6-3 41 BB 1B		B SL 85 X FF 94 1-0 ② G4-3		B FC 91 C CH 79 S FC 91 B FC 92 T FC 92 2-2 ① K	B FS 81 S SI 91 D SI 91 F SI 91 F SI 91 F FS 83 F FS 82 F SI 92 F SI 92 3-2 ③ F9 F FS 87 B SI 92 F FS 81 X FS 81		4	0	1	0	1	1	1
41 Carlos Santana, S (1, 3) OBP: 0.319, SLG: 0.281	B SI 93 X SI 91 1-0 ③ 1-H 2B		C SL 86 B SL 86 B FF 94 B SL 86 C SL 86 B SI 95 4-2 7 G4-3-6-3 1-2 BB		F FF 94 B FF 94 B FF 96 B SI 95 X SL 88 3-2 7 BB 1B		B CU 78 F FC 91 C FC 92 B CH 79 B FF 92 B CH 80 4-2 7 BB		B CU 78 C CU 76 C FF 90 X FS 82 1-2 ① G5-3	3	0	2	0	2	0	0
7 David Murphy, L (1, 9) OBP: 0.331, SLG: 0.369		C FF 94 X FF 95 0-1 ① G6-3	B SL 87 X SI 94 1-0 ① ② G4-3-6-3 1-2f 2-3		B SL 86 B SI 93 B SI 94 C SI 94 B SI 94 4-1 1-2 BB		C FC 92 B FC 92 B FC 91 B CH 80 F FC 90 F FC 91 B FC 92 4-2 10 FC6-4 1-2 BB		B FF 90 C CU 77 B FS 83 X FF 90 2-1 ② L7	3	0	0	0	2	0	2
13 Asdrúbal Cabrera, S (1, 6) OBP: 0.325, SLG: 0.391		C FF 94 L FF 94 B FF 95 B SI 94 B SL 88 B FF 94 4-2 10 1B 6 1B BB	C SL 86 B SL 85 F SI 95 X SL 87 1-2 ③ F9		S SL 86 S SL 86 B SL 88 B FF 95 X SL 86 2-2 ③ G1-3		B FC 85 C FC 85 B FS 80 S FC 86 X SI 91 2-2 ② F6		X FS 80 0-0 1B	4	1	1	0	1	0	5
10 Yan Gomes, R (1, 2) OBP: 0.305, SLG: 0.473	B FF 93 B FF 93 S FF 94 F FF 93 X FF 95 2-2 6 1B 24 2B 1-3 1B			X SI 94 0-0 ① G5-3		C SL 82 F FF 94 B SL 86 B SL 86 F SL 86 F FF 95 B FF 96 X SL 86 3-2 HR	B FC 86 X SI 90 1-0 ③ FC6-4 1-2f		C FF 89 D CU 77 B CU 77 B CU 76 F FF 89 X FF 89 3-2 ③ G6-3	5	2	2	1	0	0	3
6 Nyjer Morgan, L (1, 7) OBP: 0.429, SLG: 0.439	B SI 95 F SL 86 S FF 95 X SI 95 1-2 24 2B 1-2 3-H 1B			C FF 94 S SI 96 F SL 88 B SL 86 F SI 96 S FF 96 1-3 ② K		F FF 90 X FF 92 0-1 4 WP 4 BLK 4 SF8 1B		X FS 87 0-0 HR		4	3	3	2	0	1	0
4 Mike Aviles, R (1, 4) OBP: 0.337, SLG: 0.442		B FF 94 B FF 94 X SL 86 2-0 ② F6		B SI 94 F SL 85 X SI 95 1-1 1B		S CH 80 1 SAFE B CH 78 D CH 79 C FC 94 F FF 94 F FF 93 F CH 79 X FF 94 2-2 ① SF8 1-H		C FC 86 X SL 83 0-1 ① G6-3		3	0	1	1	0	0	2
Inning Stats	R: 0 E: 0 K: 1 S: 8 H: 1 LOB: 2 BB: 1 P: 16	R: 3 E: 0 K: 0 S: 16 H: 3 LOB: 1 BB: 1 P: 27	R: 0 E: 0 K: 0 S: 9 H: 1 LOB: 1 BB: 1 P: 17	R: 0 E: 0 K: 1 S: 11 H: 1 LOB: 1 BB: 0 P: 13	R: 0 E: 0 K: 0 S: 9 H: 1 LOB: 2 BB: 1 P: 19	R: 2 E: 0 K: 2 S: 19 H: 2 LOB: 0 BB: 0 P: 25	R: 0 E: 0 K: 1 S: 12 H: 0 LOB: 2 BB: 2 P: 25	R: 1 E: 0 K: 0 S: 17 H: 2 LOB: 1 BB: 0 P: 22	R: 0 E: 0 K: 0 S: 9 H: 1 LOB: 1 BB: 0 P: 15	1B: 7 2B: 3 3B: 0 HR: 2 SF: 1 SAC: 0 DP: 1 HBP: 0	WP: 1 PB: 0 SB: 0 CS: 0 PA: 43					

PITCHER		IP	WLS	BF	H	R	ER	SO	BB	IBB	HBP	BLK	WP	HR	S	P	ERA	WHIP
22 Chris Archer, R ERA: 5.16	(1, 1)	5.0	L	25	8	4	4	2	4	0	0	0	0	1	58	100	7.20	2.400
26 Brad Boxberger, R ERA: 1.69	(6, 1)	1.1		7	1	1	1	3	2	0	0	1	1	0	22	35	6.75	2.250
47 Brandon Gomes, R ERA: 4.66	(7, 1)	1.2		7	2	1	1	0	0	0	0	0	0	1	21	29	5.40	1.200
62 Joel Peralta, R ERA: 6.6	(9, 1)	1.0		4	1	0	0	0	0	0	0	0	0	0	9	15	0.00	1.000

PITCHER	IP	WLS	BF	H	R	ER	SO	BB	IBB	HBP	BLK	WP	HR	S	P	ERA	WHIP

TOP

Cleveland Indians @ Tampa Bay Rays

Tropicana Field, St. Petersburg, FL

Sun May 11 2014, 1:42 PM - 5:30 PM EDT

Att. 23,679 - Dome - 72 F

livebaseballscorecards.com

AB	36
R	6
H	12
RBI	6
BB	6
SO	5
LOB	15

BOTTOM

Batter	1	2	3	4	5	6	7	8	9	AB	R	H	RBI	BB	SO	LOB
7 David DeJesus, L (1, 10) OBP: 0.356, SLG: 0.451 11 Logan Forsythe, R (7, PH) (8, 10) OBP: 0.257, SLG: 0.258	C FF 86 B FF 89 S FF 88 B FC 85 F FF 90 B FC 86 F FF 86 X FF 88 3-2 L8 ①		B CH 83 C FF 88 X CH 79 1-1 P6 ③		C CU 72 B FC 84 C CU 73 F CH 81 F FF 89 F CU 75 X FC 85 1-2 1-2 1B		B SL 83 F SI 90 B SI 92 F SL 85 F SL 85 B SL 81 C SL 82 3-3 K ③		F FC 93 B FC 93 X FC 93 1-1 G6-3 ①	3 0 1 0 0 0 0 2 0 0 0 0 1 1					
18 Ben Zobrist, S (1, 4) OBP: 0.367, SLG: 0.382	B FF 89 C FF 89 B CH 81 C FF 88 B FC 87 F FF 89 F FF 86 S FF 87 3-3 K ②			C FF 87 B CU 72 X CH 80 1-1 20 1B 2B	X SI 86 0-0 G3-1 ③			B SI 88 B SL 83 B SI 90 C SI 91 B SI 91 4-1 3 1B 21 E BB	B FC 92 C FC 93 C SL 80 F SL 81 X FC 94 1-2 G4-3 ②	4 2 1 0 1 1 2					
20 Matt Joyce, L (1, 7) OBP: 0.388, SLG: 0.446	F FF 89 B CH 81 X FF 90 1-1 HR			X FF 88 0-0 21 G3-6-1 3 E 2-H 1B		B CU 72 B FF 88 B FC 82 C FF 86 S CH 83 X CH 84 3-2 G4-3 ①		C SL 84 F SI 91 S SL 84 0-3 K ①	X SL 80 0-0 F9 ③	5 1 2 2 0 1 1					
3 Evan Longoria, R (1, 5) OBP: 0.339, SLG: 0.423	S FC 85 X FF 91 0-1 G6-3 ③			D CU 74 S FC 84 1 SAFE 1 SAFE B FF 88 X FC 85 2-1 E1 21 G3-6-1 1-2		X FC 83 0-0 1B		S SL 83 B SL 84 X SI 92 1-1 21 E 9 1B 1-3 1B		4 1 2 0 0 0 1					
21 James Loney, L (1, 3) OBP: 0.388, SLG: 0.421		C FF 88 B FC 85 B FF 89 F FF 89 X CH 80 2-2 F7 ①		B FF 88 C FF 87 B FC 85 X CH 80 2-1 G3-6-1 ① ② 1-2f 2-3		C FC 83 B SI 86 B CH 79 B CH 81 1 SAFE X FF 87 3-1 L7 ②		B SI 91 X SI 92 1-0 E1 8 HBP 9 1B 11 SF9 1-2 3-H		4 1 0 1 0 0 4					
9 Wil Myers, R (1, 9) OBP: 0.312, SLG: 0.389		C FF 90 B CU 74 S FC 86 B FF 90 F CU 74 X FC 85 2-2 G5-3 ②		C CU 75 F FC 85 B FF 89 X CU 76 1-2 G5-3 ③		C FC 82 B FF 87 B FC 83 D CU 75 C FF 88 F FF 88 X FF 88 3-2 G6-3 ③		B KC 83 B FF 96 B FF 96 C FF 96 X FF 96 3-1 11 SF9 8 HBP 1-2 2-H 1B		4 0 1 1 0 0 2					
8 Desmond Jennings, R (1, 8) OBP: 0.360, SLG: 0.442		C FC 85 B CU 76 B FF 90 X FC 85 2-1 F9 ③			C CU 73 C FF 88 B CU 77 F FC 84 B CU 76 S FC 84 2-3 K ①		B SL 87 S SL 86 B FF 93 F FF 92 B CU 80 S SL 88 3-3 K ①	C FF 96 B KC 86 D KC 85 B FF 96 F FF 96 H FF 96 4-2 1-2 2-3 HBP		3 0 0 0 0 2 0					
11 Yunel Escobar, R (1, 6) OBP: 0.308, SLG: 0.338			X FF 88 0-0 P3 ①		C FF 88 B FF 89 B FF 89 F FC 82 F FC 84 X CU 73 2-2 G5-3 ②		C SL 88 X CU 80 0-1 28 G3 1B	F FF 94 B FF 95 C FF 95 B KC 83 B FF 96 X FF 95 3-2 SF9 ② 2-3 3-H		3 0 1 1 0 0 0					
28 José Molina, R (1, 2) OBP: 0.174, SLG: 0.136 24 Ryan Hanigan, R (8, PH) (9, 2) OBP: 0.340, SLG: 0.407			C FF 89 B FF 89 X FC 86 1-1 L8 ②		B CU 75 B FF 89 C SI 86 X FC 83 2-1 7 1B 1B		C FF 92 X SL 87 0-1 G3 ② 1-2	B FF 94 B FF 95 C FF 95 F FF 94 S FF 95 2-3 K ③		3 0 1 0 0 0 1 1 0 0 0 0 1 2					
Inning Stats	R: 1 H: 1 E: 0 LOB: 0 K: 1 BB: 0 S: 14 P: 21	R: 0 H: 0 E: 0 LOB: 0 K: 0 BB: 0 S: 9 P: 15	R: 0 H: 0 E: 0 LOB: 0 K: 0 BB: 0 S: 5 P: 7	R: 1 H: 2 E: 1 LOB: 1 K: 0 BB: 0 S: 10 P: 16	R: 0 H: 2 E: 0 LOB: 2 K: 1 BB: 0 S: 17 P: 24	R: 0 H: 1 E: 0 LOB: 1 K: 0 BB: 0 S: 10 P: 19	R: 0 H: 1 E: 0 LOB: 1 K: 2 BB: 0 S: 11 P: 17	R: 3 H: 2 E: 1 LOB: 2 K: 2 BB: 1 S: 17 P: 35	R: 0 H: 0 E: 0 LOB: 0 K: 0 BB: 0 S: 7 P: 9	1B: 7 SF: 1 2B: 1 SAC: 0 3B: 0 DP: 1 HR: 1 HBP: 1						

PITCHER		IP	WLS	BF	H	R	ER	SO	BB	IBB	HBP	BLK	WP	HR	S	P	ERA	WHIP
43 Josh Tomlin, R ERA: 2.13	(1, 1)	6.0	W	24	6	2	2	2	0	0	0	0	0	1	65	102	3.00	1.000
48 Scott Atchison, R ERA: 1.8	(7, 1)	0.2	H	3	1	0	0	1	0	0	0	0	0	0	7	10	0.00	1.500
35 Marc Rzepczynski, L ERA: 2.63	(7, 1)	0.2	H	5	1	3	1	2	1	0	0	0	0	0	11	20	13.50	3.000
37 Cody Allen, R ERA: 1.76	(8, 1)	0.2	H	4	1	0	0	1	0	0	1	0	0	0	10	22	0.00	1.500
27 Bryan Shaw, R ERA: 1.45	(9, 1)	1.0	S	3	0	0	0	0	0	0	0	0	0	0	7	9	0.00	0.000

PITCHER	IP	WLS	BF	H	R	ER	SO	BB	IBB	HBP	BLK	WP	HR	S	P	ERA	WHIP

Cleveland Indians @ Tampa Bay Rays

Tropicana Field, St. Petersburg, FL

Sun May 11 2014, 1:42 PM - 5:30 PM EDT

Att. 23,679 - Dome - 72 F

livebaseballscorecards.com

AB	36
R	5
H	9
RBI	5
BB	1
SO	6
LOB	14

WP: 0 PA: 39
PB: 0
SB: 0
CS: 0

Batter	1	2	3	4	5	6	7	8	9	AB	R	H	RBI	BB	SO	LOB
24 Michael Bourn, L (1, 8) OBP: 0.287, SLG: 0.354	C KN 73 B KN 79 B KN 78 C KN 72 F KN 77 X KN 76 2-2 F7 ①		B KN 75 B KN 75 C KN 71 B KN 73 B FF 82 4-1 33 1B 1-2 BB		B FF 84 C KN 74 T KN 79 S KN 72 1-3 K ③		C SL 74 X SL 76 0-1 1-2 2-3 3-H 1B		F FF 90 B CU 74 F FC 90 X FF 90 1-2 1B	4	0	2	1	1	1	0
33 Nick Swisher, S (1, 3) OBP: 0.301, SLG: 0.317	C FF 82 B KN 79 B KN 76 S KN 74 B FF 84 S KN 74 3-3 K ②		C KN 78 X FF 80 0-1 1-2 2-H 1B			C KN 76 B KN 80 X KN 78 1-1 G4-3 ①	D CH 78 F SI 91 B CH 80 X SI 91 2-1 SF9 ② 3-H		F FF 89 X FF 90 0-1 F7 ③	4	0	1	2	0	1	1
23 Michael Brantley, L (1, 7) OBP: 0.340, SLG: 0.479	B FF 83 B KN 74 X KN 78 2-0 P4 ③		C KN 79 F KN 80 B KN 78 X KN 73 1-2 L8 ③			B KN 77 B KN 76 C KN 75 F KN 76 B KN 80 F KN 76 C KN 79 3-3 K ②	B SL 76 B SI 90 C SL 76 X SL 77 2-1 L6 ③			4	0	0	0	0	1	4
41 Carlos Santana, S (1, 5) OBP: 0.317, SLG: 0.280		C FF 84 B KN 78 C KN 77 F EP 67 F KN 79 F KN 79 S KN 73 1-3 K ①		C KN 78 F KN 79 F KN 79 S KN 77 0-3 K ①		B FF 79 B KN 77 X KN 72 2-0 F8 ③		B SI 92 B SI 92 X FF 93 2-0 13 PB 10 1B 1B		4	0	1	0	0	2	0
13 Asdrúbal Cabrera, S (1, 6) OBP: 0.323, SLG: 0.387		C KN 76 X KN 78 0-1 F8 ②		B KN 74 B KN 78 C KN 75 X KN 75 2-1 P4 ②			B KN 76 F KN 71 C KN 78 X KN 78 1-2 7 E 8 HBP 1B	F FF 90 S CU 85 B FF 94 S CU 85 1-3 K ① 1-2		4	1	1	0	0	1	1
7 David Murphy, L (1, 9) OBP: 0.328, SLG: 0.365		B KN 78 C FF 83 B EP 66 F KN 76 X KN 79 2-2 L7 ③		F KN 77 F FF 80 F KN 81 F KN 80 X KN 73 0-2 1B			C KN 74 X KN 80 0-1 E4 8 HBP 10 BB 24 1B 1-3	B SI 93 C FF 92 S CU 85 B CU 86 B CU 87 S FF 93 3-3 K ②		4	1	1	0	0	1	2
10 Yan Gomes, R (1, 2) OBP: 0.311, SLG: 0.469			C KN 76 X KN 80 0-1 G6-3 ① 1 SAFE S KN 79 S KN 80 F KN 80 S KN 81 0-3 K ③				B KN 78 F KN 75 B KN 80 B KN 74 B FF 82 4-1 24 1B 8 HBP 33 SF9 1-2 BB	C CU 85 B FF 92 D CU 84 X SI 93 2-1 ③ 2-H 1B		3	1	1	0	1	1	1
8 Lonnie Chisenhall, L (1, 10) OBP: 0.388, SLG: 0.429			X FF 83 0-0 G3 ②		B KN 76 F KN 77 X KN 80 1-1 G4-3 ①		H KN 79 1-0 24 1B 1-2 2-3 3-H HBP		C FF 90 C FF 90 F FC 89 F CU 75 C FF 91 0-3 K ①	3	0	0	1	0	1	0
4 Mike Aviles, R (1, 4) OBP: 0.333, SLG: 0.432			C FF 83 S KN 79 X FF 81 0-2 24 BB 33 1B 1B		B KN 77 F KN 74 F KN 79 F KN 81 B FF 81 B EP 67 X KN 78 3-2 G6-3 ②		S SI 90 B CH 78 X SI 91 1-1 L9 ①		C FC 89 B FC 90 X FF 91 1-1 G1-3 ②	4	1	1	0	0	0	3
Inning Stats	R: 0 E: 0 K: 1 S: 8 H: 0 LOB: 0 BB: 0 P: 15	R: 0 E: 0 K: 1 S: 11 H: 0 LOB: 0 BB: 0 P: 14	R: 1 E: 0 K: 0 S: 12 H: 2 LOB: 2 BB: 1 P: 17	R: 0 E: 0 K: 2 S: 15 H: 1 LOB: 1 BB: 0 P: 17	R: 0 E: 0 K: 1 S: 9 H: 0 LOB: 0 BB: 0 P: 14	R: 0 E: 0 K: 1 S: 7 H: 0 LOB: 0 BB: 0 P: 13	R: 3 E: 1 K: 0 S: 14 H: 2 LOB: 2 BB: 1 P: 25	R: 0 E: 0 K: 2 S: 9 H: 2 LOB: 2 BB: 0 P: 17	R: 0 E: 0 K: 1 S: 12 H: 1 LOB: 1 BB: 0 P: 14	1B: 8 2B: 0 3B: 0 HR: 0 SF: 1 SAC: 0 DP: 0 HBP: 1						

PITCHER		IP	WLS	BF	H	R	ER	SO	BB	IBB	HBP	BLK	WP	HR	S	P	ERA	WHIP
43 R.A. Dickey, R ERA: 4.19	(1, 1)	6.0	W	26	4	4	2	6	2	0	1	0	0	0	68	102	3.00	1.000
62 Aaron Loup, L ERA: 3.93	(7, 1)	1.0	H	4	1	0	0	0	0	0	0	0	0	0	8	13	0.00	1.000
27 Brett Cecil, L ERA: 4.58	(8, 1)	1.0	H	4	2	0	0	2	0	0	0	0	0	0	9	17	0.00	2.000
44 Casey Janssen, R ERA:	(9, 1)	1.0	S	4	1	0	0	1	0	0	0	0	0	0	12	14	0.00	1.000

PITCHER	IP	WLS	BF	H	R	ER	SO	BB	IBB	HBP	BLK	WP	HR	S	P	ERA	WHIP

TOP

Cleveland Indians @ Toronto Blue Jays

Rogers Centre, Toronto, ON

Tue May 13 2014, 7:09 PM - 9:38 PM EDT

Att. 13,673 - Roof Closed - 68 F

livebaseballscorecards.com

AB	34
R	4
H	8
RBI	4
BB	2
SO	9
LOB	12

BOTTOM

Cleveland Indians @ Toronto Blue Jays

Rogers Centre, Toronto, ON

Tue May 13 2014, 7:09 PM - 9:38 PM EDT

Att. 13,673 - Roof Closed - 68 F

livebaseballscorecards.com

Batter	1	2	3	4	5	6	7	8	9	AB	R	H	RBI	BB	SO	LOB
7 José Reyes, S (1, 6) OBP: 0.288, SLG: 0.409	C FF 88 S SI 90 S SI 89 0-3 ① **K**			F SI 85 B SI 91 F SI 88 F SL 82 X SI 91 1-2 53 SF8 3B	B FF 91 X SI 89 1-0 ③ **FC6-4** 1-2f		C FF 94 B CU 78 T FF 94 X CU 79 1-2 ① **G4-3**			4	1	1	0	0	1	2
53 Melky Cabrera, S (1, 7) OBP: 0.365, SLG: 0.515	X SI 88 0-0 ② **G4-3**			X SI 90 0-0 ① **SF8** 3-H		B FF 90 B SI 90 B SI 87 C FF 90 B SI 88 4-1 19 1B 26 2B BB	C CU 77 B SL 88 X SL 87 1-1 ② **G6-3**			2	1	0	1	1	0	0
19 José Bautista, R (1, 9) OBP: 0.433, SLG: 0.556	B FF 92 B SI 87 X FF 93 2-0 ③ **P3**			F SI 90 B SL 85 X SL 80 1-1 ② **G1-3**		X SI 87 0-0 26 2B 1-2 1B	C FF 95 C FF 95 C FF 95 0-3 ③ **K**			4	1	1	0	0	1	0
26 Adam Lind, L (1, 10) OBP: 0.429, SLG: 0.519 30 Dioner Navarro, S (8, PH) OBP: 0.312, SLG: 0.336 (9, 10)		C FF 89 B SI 90 X SI 89 1-1 ① **G6-3**		B SI 90 C SI 92 F SI 91 X SI 90 1-2 ③ **G6-3**		B SI 90 X SI 85 1-0 47 2B 1-H 2-H 2B		B SI 92 C SI 92 B SL 83 B SL 84 S SI 91 S SL 84 3-3 ① **K**		3 1	1 0	1 0	2 0	0 1	0 0	0 0
10 Edwin Encarnación, R (1, 3) OBP: 0.328, SLG: 0.465		F SI 86 B SI 94 B SI 91 C FF 92 S SL 80 2-3 ② **K**			F SI 89 S SL 80 X SL 82 0-2 ① **F8**	C FF 91 F SI 89 B SI 87 S SL 82 1-3 ① **K**		C SI 93 B SL 86 C SL 82 B SI 93 F SL 86 X SI 93 2-2 ② **F9**		4	0	0	0	0	2	1
47 Juan Francisco, L (1, 5) OBP: 0.386, SLG: 0.600 18 Steve Tolleson, R (8, PR) OBP: 0.375, SLG: 0.682 (9, 4)		B FF 91 X SI 92 1-0 ③ **G3-1**			B FF 92 X SI 91 1-0 HR	X SI 90 0-0 22 G3-1 2-H 2B		B SL 86 B SI 92 S SI 92 S SL 86 B SL 84 F SL 86 B SI 93 4-2 13 S BB		3 0	1 0	2 0	2 0	1 0	0 0	0 0
13 Brett Lawrie, R (1, 4) OBP: 0.289, SLG: 0.427 (9, 5)			B SI 88 S SI 89 B SL 80 X SI 90 2-1 ① **G5-3**		C FF 93 B SL 83 X SI 90 1-1 22 BB 1B	B SL 79 B SI 88 C SI 85 F SI 91 B SL 82 B SI 86 4-2 22 G3-1 BB		B CU 82 S SI 93 X CU 83 1-1 ③ **F7** 1-2		3	0	1	0	1	0	1
22 Josh Thole, L (1, 2) OBP: 0.432, SLG: 0.425			C SI 90 X FF 93 0-1 ② **G4-3**		D SI 88 B SI 88 B FF 90 B FF 89 4-0 7 FC6-4 1-2 BB	C SL 82 B SI 89 S SL 82 X SL 83 1-2 ② **G3-1** 1-2 2-3				2	0	0	0	1	0	2
11 Kevin Pillar, R (1, 8)			B SI 88 F SI 88 S SI 90 X SI 90 1-2 ③ **G5-3**		C SI 86 F SI 90 S SL 84 0-3 ② **K**	C FF 90 C FF 91 S CH 76 0-3 ③ **K**				3	0	0	0	0	2	4

	AB	29
	R	5
	H	6
	RBI	5
	BB	4
	SO	7
	LOB	10

Inning Stats																		
	R: 0 E: 0 K: 1 S: 5	H: 0 LOB: 0 BB: 0 P: 7	R: 0 E: 0 K: 1 S: 6	H: 0 LOB: 0 BB: 0 P: 10	R: 0 E: 0 K: 0 S: 7	H: 0 LOB: 0 BB: 0 P: 10	R: 1 E: 0 K: 0 S: 10	H: 1 LOB: 0 BB: 0 P: 13	R: 1 E: 0 K: 1 S: 10	H: 2 LOB: 2 BB: 1 P: 17	R: 3 E: 0 K: 2 S: 15	H: 3 LOB: 2 BB: 2 P: 26	R: 0 E: 0 K: 1 S: 8	H: 0 LOB: 0 BB: 0 P: 10	R: 0 E: 0 K: 1 S: 12	H: 0 LOB: 2 BB: 1 P: 22

	1B: 2	SF: 1	WP: 0	PA: 34
	2B: 2	SAC: 0	PB: 0	
	3B: 1	DP: 0	SB: 1	
	HR: 1	HBP: 0	CS: 0	

PITCHER		IP	WLS	BF	H	R	ER	SO	BB	IBB	HBP	BLK	WP	HR	S	P	ERA	WHIP
63 Justin Masterson, R ERA: 4.31	(1, 1)	5.1	L	25	6	5	5	4	3	0	0	0	0	1	47	76	8.44	1.688
88 Josh Outman, L ERA: 3.48	(6, 1)	0.2		2	0	0	0	1	0	0	0	0	0	0	6	7	0.00	0.000
44 John Axford, R ERA: 4.6	(7, 1)	1.0		3	0	0	0	1	0	0	0	0	0	0	8	10	0.00	0.000
35 Marc Rzepczynski, L ERA: 2.51	(8, 1)	0.2		3	0	0	0	1	1	0	0	0	0	0	10	19	0.00	1.500
20 C.C. Lee, R ERA: 3.6	(8, 1)	0.1		1	0	0	0	0	0	0	0	0	0	0	2	3	0.00	0.000

PITCHER	IP	WLS	BF	H	R	ER	SO	BB	IBB	HBP	BLK	WP	HR	S	P	ERA	WHIP

Cleveland Indians @ Toronto Blue Jays

Rogers Centre, Toronto, ON

Wed May 14 2014, 7:10 PM - 10:45 PM EDT

Att. 14,068 - Roof Closed - 68 F

livebaseballscorecards.com

Batter	1	2	3	4	5	6	7	8	9	AB	R	H	RBI	BB	SO	LOB
24 Michael Bourn, L (1, 8) OBP: 0.290, SLG: 0.375	C SI 93 B SI 94 C SI 93 B CH 89 B SI 93 S SI 92 3-3 **K** ①		S CH 84 X SI 94 0-1 41 BB 33 E 1B	B SI 92 C SI 93 F CH 85 C FF 92 1-3 **K** ②		B SI 92 C SI 91 F SI 93 F SI 93 B SL 86 F FF 94 B FF 94 F FF 94 S SL 88 3-3 **K** ①	C FF 94 B FC 92 B FC 92 S FF 94 X FF 95 2-2 **G6-3** ② ③ 1-2f		B FF 96 B FF 96 X FF 95 2-0 11 1B 3B 2-H	6	1	2	1	0	3	4
33 Nick Swisher, S (1, 3) OBP: 0.302, SLG: 0.308	X SI 93 0-0 **L9** ②		B SI 92 1 SAFE B SI 92 C SI 92 X SI 92 2-1 **FC3** 41 BB ③ 1-2	D CH 87 F SI 94 B SL 89 C SI 95 B SL 88 F SI 92 X SI 93 3-2 **G4-3** ③		F SI 94 B FF 95 B CH 90 S SL 87 F FF 94 B SL 87 F SL 87 B SL 86 4-2 BB		F FF 94 S SV 81 B SV 84 B SV 80 B FF 94 D FF 93 4-2 11 FC4-6 BB	S CH 86 D CH 86 S FF 97 D CH 87 F FF 97 X SL 88 2-2 **G1-3** ①	4	0	0	0	2	0	4
23 Michael Brantley, L (1, 7) OBP: 0.340, SLG: 0.483 6 Nyjer Morgan, L (5, 7) OBP: 0.429, SLG: 0.439 11 José Ramírez, S (6, PH) OBP: 0.118, SLG: 0.118 (6, 4)	C FF 94 B CH 89 F SI 94 F CU 82 B CH 88 X SI 94 2-2 **L8** ③		F CH 84 B SI 92 B CH 85 F SI 92 B CU 80 X SI 91 3-2 **L7** ①		X SI 92 0-0 41 HR 2B	C SI 93 B FF 95 D SI 92 X SI 92 2-1 **F7** ②		B FF 94 X FC 90 1-0 **FC4-6** 41 E 13 1B ① 1-2f	B FF 96 X FF 95 1-0 7 13 BB 2B 1B 3-H	3 0 3	1 0 2	1 0 1	0 0 1	0 0 0	0 0 0	2 0 2
41 Carlos Santana, S (1, 5) OBP: 0.324, SLG: 0.301		C SI 93 B CU 81 F CH 87 B CH 88 F SI 95 B CU 82 B SI 94 4-2 13 S 7 1B BB	B CH 82 B SI 93 B SI 93 C FF 94 F SI 92 B SI 93 4-2 13 G3-6-3 1-2 2-3 BB		B SI 92 B CH 85 B SI 93 F FF 93 X SI 92 3-1 HR 2-H	B FF 94 S SI 93 B SL 85 C SI 91 D CH 89 F SL 87 F FF 94 C SL 86 3-3 **K** ③		C SV 80 C SV 80 1 SAFE B FC 92 B SV 79 X SV 80 2-2 **FC3** 13 1B 7 2B 1-2	X FF 95 0-0 **P6** ②	4	3	1	2	2	1	3
13 Asdrúbal Cabrera, S (1, 6) OBP: 0.335, SLG: 0.401		B SI 94 F SI 93 B SI 94 S SI 94 C SI 95 2-3 **K** ① 1-2	X SI 93 0-0 **G3-6-3** ② ③ 1-2f		F SI 93 X SL 88 0-1 10 FC1-5 10 S 1B		F SI 95 X FF 95 0-1 7 1B 2B	B FC 91 X SV 80 1-0 7 2B 1B 1-2 2-H	D FF 95 C FF 94 B CH 86 B FF 94 S FF 94 B FF 94 4-2 7 2B 10 HR BB 1-2	5	3	3	1	1	1	4
7 David Murphy, L (1, 9) OBP: 0.350, SLG: 0.413		C FF 95 F CU 82 X SI 93 0-2 8 1B 2-H 1B		C SL 91 B SL 88 X SI 93 1-1 10 1B 8 1B 2B	X SI 93 0-0 **F8** ①		C FF 95 B FC 91 B FC 91 F SI 94 X FC 92 2-2 10 FC5-4 2-H 1B	X FF 94 0-0 1-H 2-H 2B	C FF 96 F FF 94 X SL 86 0-2 10 HR 1-3 2-H 2B	6	2	5	5	0	0	1
10 Yan Gomes, R (1, 2) OBP: 0.313, SLG: 0.487		B SL 85 1 SAFE F SI 92 B SI 93 X SI 94 2-1 **P4** ②		C SL 88 X SL 89 0-1 4 FC1-5 8 1B 2-3 1B	C SI 93 B SI 94 1 SAFE F FF 93 F SL 86 D CH 90 X SI 93 2-2 **FC1-5** 8 1B ② 1-3		C FC 91 X SL 85 0-1 **FC5-4** 8 4 1B ① 1-2f	B SL 88 X FF 96 1-0 **F9** ②	C FF 95 S SL 87 B SL 87 F FF 96 F SL 84 B FF 95 F FF 96 B SL 85 F FF 94 3-2 F SL 85 F SL 87 X FF 95 2-H 3-H HR	6	2	2	3	0	0	4
8 Lonnie Chisenhall, L (1, 10) OBP: 0.418, SLG: 0.470		X SI 93 0-0 1-2 1B		F SI 94 D CH 86 S CH 86 F CH 87 X CU 80 1-2 4 FC1-5 1-2 3-H 1B	X SI 93 0-0 4 FC6-4 1-2 1B		C SV 80 X FC 91 0-1 4 1B 1-2 1B	C FF 96 F FF 96 B SL 85 B FF 96 X CH 85 2-2 **L8** ③	X CH 74 0-0 2B	6	0	5	1	0	0	1
4 Mike Aviles, R (1, 4) OBP: 0.333, SLG: 0.437 (6, 7)		C FF 95 X SL 88 0-1 **F8** ③		L SI 93 X SL 86 0-1 **FC1-5** ① 1-2 2-3f	F SL 86 C SI 94 F SL 86 B SL 86 X CH 90 1-2 **FC6-4** ③ 1-2f		C FC 91 X FC 90 0-1 24 G6-3 1-3 2-H 1B		2-2 24 3B 2B 0-2 P5 ③	6	1	2	1	0	0	7
Inning Stats	R: 0 E: 0 K: 1 S: 8 H: 0 LOB: 0 BB: 0 P: 13	R: 1 E: 0 K: 1 S: 14 H: 2 LOB: 2 BB: 1 P: 22	R: 0 E: 1 K: 0 S: 10 H: 1 LOB: 2 BB: 1 P: 19	R: 1 E: 0 K: 1 S: 17 H: 3 LOB: 2 BB: 0 P: 23	R: 2 E: 0 K: 0 S: 15 H: 4 LOB: 2 BB: 0 P: 21	R: 0 E: 0 K: 2 S: 17 H: 0 LOB: 1 BB: 1 P: 29	R: 2 E: 0 K: 0 S: 14 H: 4 LOB: 1 BB: 0 P: 18	R: 3 E: 1 K: 0 S: 12 H: 2 LOB: 1 BB: 1 P: 23	R: 6 E: 0 K: 0 S: 28 H: 6 LOB: 1 BB: 1 P: 42	1B: 12 2B: 7 3B: 1 HR: 2	SF: 0 SAC: 0 DP: 2 HBP: 0						

TOP	
AB	49
R	15
H	22
RBI	15
BB	5
SO	5
LOB	32

PITCHER		IP	WLS	BF	H	R	ER	SO	BB	IBB	HBP	BLK	WP	HR	S	P	ERA	WHIP
29 Dustin McGowan, R ERA: 5.08	(1, 1)	4.0	L	23	9	4	4	3	2	0	0	0	0	1	54	85	9.00	2.750
32 Esmil Rogers, R ERA: 5.75	(5, 1)	2.0		8	1	0	0	2	1	0	0	0	0	0	27	42	0.00	1.000
54 Marcus Stroman, R ERA: 12.79	(7, 1)	1.1		10	5	5	4	0	1	0	0	0	0	0	21	33	27.00	4.500
45 Neil Wagner, R ERA: 8.1	(8, 1)	1.1		11	6	6	6	0	1	0	0	0	0	1	29	46	40.50	5.250
18 Steve Tolleson, R ERA:	(9, 1)	0.1		2	1	0	0	0	0	0	0	0	0	0	4	4	0.00	3.000

PITCHER	IP	WLS	BF	H	R	ER	SO	BB	IBB	HBP	BLK	WP	HR	S	P	ERA	WHIP

BOTTOM

Cleveland Indians @ Toronto Blue Jays

Rogers Centre, Toronto, ON

Wed May 14 2014, 7:10 PM - 10:45 PM EDT

Att. 14,068 - Roof Closed - 68 F

livebaseballscorecards.com

Batter	1	2	3	4	5	6	7	8	9	AB	R	H	RBI	BB	SO	LOB
7 José Reyes, S (1, 6) OBP: 0.287, SLG: 0.412	C SI 93 B SI 94 X SI 94 1-1 ① L7			B SI 92 C SL 88 B CU 80 F SI 93 X SL 90 2-2 ① G3-1		B SI 92 F SI 93 C CU 82 S CU 84 1-3 ① K		B SL 80 B FC 94 X FC 95 2-0 53 G3 2B		4	0	1	0	0	1	0
53 Melky Cabrera, S (1, 7) OBP: 0.363, SLG: 0.509	C SI 94 B SL 91 X SI 95 1-1 ② L5			B CU 80 B SL 90 B SI 94 C SI 94 C SL 91 F SI 95 X SL 89 3-2 ② L8		B SL 89 F SI 94 C SI 92 X CU 83 1-2 19 2B 1B		B FC 94 C SL 82 X SL 81 1-1 ② G3 2-3		4	1	1	0	0	0	1
19 José Bautista, R (1, 9) OBP: 0.429, SLG: 0.554	C SI 96 T SI 96 F FF 92 X SI 95 0-2 ③ G3-1			C SL 91 C SI 95 X SL 91 0-2 ③ G1-3		F SL 89 S CU 82 F FF 95 X SL 90 0-2 1-H 2B		C SL 83 B FC 94 B FC 94 S SL 82 X FC 96 2-2 ③ G6-3		4	0	1	1	0	0	1
10 Edwin Encarnación, R (1, 10) OBP: 0.322, SLG: 0.456 31 Erik Kratz, R (9, PH) OBP: 0.222, SLG: 0.444		C SI 93 B SL 91 S SL 91 B SI 96 S SL 91 2-3 ① K			C SI 92 B CU 79 B SI 94 F SL 90 F SI 96 X CU 83 2-2 ① P6	X SI 95 0-0 ② P2			C FF 97 B FF 97 C FF 97 S CU 84 1-3 ① K	3 1	0 0	0 0	0 0	0 0	1 1	1 0
26 Adam Lind, L (1, 3) OBP: 0.433, SLG: 0.536		C SI 94 F SL 91 S SI 95 0-3 ② K			X SL 90 0-0 13 2B 2B	C SL 89 X CU 82 0-1 ③ F7			B FF 98 X FF 97 1-0 47 2B 1B	4	2	2	0	0	1	1
47 Juan Francisco, L (1, 5) OBP: 0.380, SLG: 0.595		B SI 95 B SI 94 C SL 91 B SI 95 S SL 92 S SL 91 3-3 ③ K			B SI 94 F SL 89 S CU 81 S CU 83 1-3 ② K		C SI 92 B SL 91 B SL 90 F SI 93 B SI 94 F SL 89 C CU 82 3-3 ① K		B FF 97 B FF 96 B FF 96 C SI 97 F SI 97 X FF 97 3-2 1-H 22 1B 2B	4	1	1	1	0	3	1
13 Brett Lawrie, R (1, 4) OBP: 0.288, SLG: 0.430			B SI 91 C SL 88 X SI 93 1-1 ① G6-3		D SL 90 C SI 94 B SL 90 B SI 93 C SI 94 F SI 95 F SL 91 X SI 95 3-2 2-H 2B		C SL 89 C CU 81 F CU 83 F FF 93 B SL 91 S CU 83 1-3 ② K		X FF 97 0-0 ② G5-3	4	0	1	1	0	1	1
22 Josh Thole, L (1, 2) OBP: 0.438, SLG: 0.419			B SI 94 C SI 93 B SL 90 F SI 94 S SL 91 2-3 ② K		B SI 93 B SL 88 F SI 94 T SI 93 F SL 90 B CU 82 B SI 94 4-2 BB		B SI 94 X SL 88 1-0 ③ G3		B FF 97 X SI 95 1-0 11 FC6-4 2-H 1B	3	0	1	1	1	1	0
11 Kevin Pillar, R (1, 8)			C SI 94 X SL 90 0-1 ③ G4-3		F SI 93 C SI 94 S CU 83 0-3 ③ K			C FC 94 B FC 95 F FC 94 X SL 83 1-2 ① P4	B SI 97 X SI 95 1-0 ③ FC6-4 1-2f	4	0	0	0	0	1	3
Inning Stats	R: 0 E: 0 K: 0 S: 8 H: 0 LOB: 0 BB: 0 P: 10	R: 0 E: 0 K: 3 S: 9 H: 0 LOB: 0 BB: 0 P: 14	R: 0 E: 0 K: 1 S: 7 H: 0 LOB: 0 BB: 0 P: 10	R: 0 E: 0 K: 0 S: 10 H: 0 LOB: 0 BB: 0 P: 15	R: 1 E: 0 K: 2 S: 19 H: 2 LOB: 2 BB: 1 P: 29	R: 1 E: 0 K: 1 S: 13 H: 2 LOB: 1 BB: 0 P: 15	R: 0 E: 0 K: 2 S: 10 H: 0 LOB: 0 BB: 0 P: 15	R: 0 E: 0 K: 0 S: 9 H: 1 LOB: 1 BB: 0 P: 15	R: 2 E: 0 K: 1 S: 10 H: 3 LOB: 1 BB: 0 P: 17	1B: 3 2B: 5 3B: 0 HR: 0 SF: 0 SAC: 0 DP: 0 HBP: 0						WP: 0 PB: 0 SB: 0 CS: 0 PA: 36	

PITCHER		IP	WLS	BF	H	R	ER	SO	BB	IBB	HBP	BLK	WP	HR	S	P	ERA	WHIP
28 Corey Kluber, R ERA: 3.38	(1, 1)	7.0	W	26	4	2	2	9	1	0	0	0	0	0	76	108	2.57	0.714
27 Bryan Shaw, R ERA: 1.37	(8, 1)	1.0		4	1	0	0	0	0	0	0	0	0	0	9	15	0.00	1.000
59 Carlos Carrasco, R ERA: 6.26	(9, 1)	1.0		6	3	2	2	1	0	0	0	0	0	0	10	17	18.00	3.000

PITCHER	IP	WLS	BF	H	R	ER	SO	BB	IBB	HBP	BLK	WP	HR	S	P	ERA	WHIP

Batter	1	2	3	4	5	6	7	8	9	AB	R	H	RBI	BB	SO	LOB
24 Michael Bourn, L (1, 8) OBP: 0.286, SLG: 0.366	C FF 92 B SL 85 F FF 92 B SL 84 F FF 92 S SI 93 2-3 K		X FF 93 0-0 F8		B SL 83 F FF 92 F CU 77 F FF 93 X FF 94 1-2 33 BB 1B		B CU 83 X FF 91 1-0 FC6-4 1-2f		C FF 89 B CU 74 X FF 89 1-1 G4-3	5	0	1	0	0	1	1
33 Nick Swisher, S (1, 3) OBP: 0.305, SLG: 0.307	C FF 93 B CH 86 X SI 93 1-1 L8			B SI 92 X CH 86 1-0 13 FC5 41 1B 1B	B FF 94 B FF 94 C FF 93 B CH 85 B SI 94 4-1 1-2 BB		1 SAFE C CH 84 S CU 83 S CU 84 0-3 K		C FF 90 B CU 72 F FC 89 B CU 73 F FF 90 F FC 89 X SL 84 2-2 F8	4	0	1	0	1	1	1
9 Ryan Raburn, R (1, 7) OBP: 0.228, SLG: 0.222	B FF 93 C FF 93 C SL 85 S FF 93 1-3 K			B SL 83 C SL 83 D FF 92 B CH 85 F FF 92 S FF 93 3-3 K	B CU 76 B FF 94 C FF 94 X CU 77 2-1 G5-3			F FF 92 X SI 94 0-1 10 1B 2B		4	1	1	0	0	2	3
41 Carlos Santana, S (1, 5) OBP: 0.328, SLG: 0.302		C CH 84 X SI 93 0-1 G1-3		C FF 92 D SL 84 C FF 93 B SL 86 X SI 94 2-2 36 FC5 13 FC5 1-2 1B		X FF 91 0-0 F7		B CH 87 B FF 93 B FF 93 C FF 94 B FF 94 4-1 10 1B BB		3	0	1	0	1	0	0
13 Asdrúbal Cabrera, S (1, 6) OBP: 0.339, SLG: 0.411		C FF 92 B CH 86 C FF 93 B CH 87 F FF 93 F SI 94 F SL 83 F FF 94 F SL 84 2-2 X CH 85 2B		F CH 86 X CU 77 0-1 FC5 36 FC5 1-2 2-3f		C FF 93 B SI 93 C FF 92 B CH 87 B CH 85 X FF 93 3-2 E5 1B		X CH 86 0-0 L9		4	0	2	0	0	0	4
36 Jesús Aguilar, R (1, 10) 8 Lonnie Chisenhall, L (8, PH) OBP: 0.413, SLG: 0.464 (8, 10)		B FF 93 S CU 77 B CU 78 F FF 93 B FF 93 B CH 86 4-2 10 G4-3 BB		X CU 77 0-0 FC5 1-2 2-3f		B CU 77 S SI 93 F FF 94 S FF 94 1-3 K		B FF 92 X CH 86 1-0 L8		2 1	0 0	0 0	0 0	1 0	1 0	3 2
10 Yan Gomes, R (1, 2) OBP: 0.311, SLG: 0.480		C FF 94 C FF 94 B FF 93 X FF 95 1-2 G4-3 1-2f			B FF 91 C SI 92 C CU 76 F SL 83 B CH 85 X FF 92 2-2 F9	C SI 94 X FF 94 0-1 F9		D SL 86 C SL 84 B SL 84 F FF 93 X CH 86 2-2 1-2 2-H 1B		4	0	1	1	0	0	3
7 David Murphy, L (1, 9) OBP: 0.355, SLG: 0.440			B FF 91 C FF 92 X FF 92 1-1 F7		C FF 93 B FF 92 X CU 77 1-1 HR		S CU 83 B CU 84 B FF 91 F CU 84 X CU 84 2-2 24 FC6-4 1B	S SI 91 F SI 91 C SL 79 0-3 K		4	1	2	1	0	1	2
4 Mike Aviles, R (1, 4) OBP: 0.320, SLG: 0.418			C FF 93 C FF 94 F FF 93 F CU 76 X SI 94 0-2 G4-3		F CH 83 B SI 93 B FF 93 X SL 82 2-1 F8		X SI 93 0-0 L9		B FF 89 B FF 89 F FF 88 F FF 90 X CU 75 2-2 F7	4	0	0	0	0	0	1
Inning Stats	R: 0 E: 0 K: 2 S: 9 H: 0 LOB: 0 BB: 0 P: 13	R: 0 E: 0 K: 0 S: 15 H: 1 LOB: 1 BB: 1 P: 22	R: 0 E: 0 K: 0 S: 8 H: 0 LOB: 0 BB: 0 P: 9	R: 0 E: 0 K: 1 S: 10 H: 2 LOB: 2 BB: 0 P: 16	R: 1 E: 0 K: 0 S: 15 H: 2 LOB: 2 BB: 1 P: 27	R: 0 E: 1 K: 1 S: 9 H: 1 LOB: 1 BB: 0 P: 13	R: 0 E: 0 K: 1 S: 8 H: 1 LOB: 1 BB: 0 P: 11	R: 1 E: 0 K: 1 S: 11 H: 2 LOB: 2 BB: 1 P: 18	R: 0 E: 0 K: 0 S: 10 H: 0 LOB: 0 BB: 0 P: 15	1B: 6 2B: 2 3B: 0 HR: 1 SF: 0 SAC: 0 DP: 1 HBP: 0						

TOP

Cleveland Indians @ Toronto Blue Jays

Rogers Centre, Toronto, ON

Thu May 15 2014, 7:08 PM - 10:30 PM EDT

Att. 17,364 - Roof Closed - 68 F

livebaseballscorecards.com

AB	35
R	2
H	9
RBI	2
BB	3
SO	6
LOB	20

PITCHER		IP	WLS	BF	H	R	ER	SO	BB	IBB	HBP	BLK	WP	HR	S	P	ERA	WHIP
48 J.A. Happ, L ERA: 3.57	(1, 1)	6.0	W	25	6	1	1	4	2	0	0	0	0	1	66	100	1.50	1.333
27 Brett Cecil, L ERA: 4.34	(7, 1)	1.0	H	4	1	0	0	1	0	0	0	0	0	0	8	11	0.00	1.000
50 Steve Delabar, R ERA: 3.57	(8, 1)	0.2	H	5	2	1	1	0	1	0	0	0	0	0	8	15	13.50	4.500
62 Aaron Loup, L ERA: 3.86	(8, 1)	0.1	H	1	0	0	0	1	0	0	0	0	0	0	3	3	0.00	0.000
44 Casey Janssen, R ERA:	(9, 1)	1.0	S	3	0	0	0	0	0	0	0	0	0	0	10	15	0.00	0.000

PITCHER	IP	WLS	BF	H	R	ER	SO	BB	IBB	HBP	BLK	WP	HR	S	P	ERA	WHIP

Batter	1	2	3	4	5	6	7	8	9	AB	R	H	RBI	BB	SO	LOB
7 José Reyes, S (1, 6) OBP: 0.301, SLG: 0.420	C FF 92 X FF 93 0-1 ① P5	B SI 94 F FF 94 T CH 85 X SI 93 1-2 ③ F8		B FF 92 S FF 94 B FF 94 F FF 92 D SL 85 B FF 94 4-2 1-2 2-3 BB		C FF 93 S CU 80 B CU 82 X CU 82 1-2 53 G6-3 2B		B FF 94 B FF 93 B FF 94 B FF 94 4-0 53 CS BB		3	0	1	0	2	0	2
53 Melky Cabrera, S (1, 7) OBP: 0.353, SLG: 0.494 11 Kevin Pillar, R (9, 7)	B FF 94 C FF 95 B SI 95 C FF 95 F SI 96 B FF 98 X FF 97 3-2 ② P6		C FF 94 F SL 90 B SL 84 F SL 86 B FF 94 F FF 95 F FF 95 B SL 86 X FF 96 3-2 E5 19 G6-4-3	S CH 83 F FF 94 B FF 95 B CH 82 T FF 95 2-2 ③ K		C SL 87 X SL 87 0-1 ② G6-3 2-3		C FF 96 B KC 86 B KC 83 X FF 96 2-1 ②③ F7 1-2		5 0	0 0	0 0	0 0	0 0	1 0	5 0
19 José Bautista, R (1, 9) OBP: 0.426, SLG: 0.546	S FF 96 B FF 98 F FF 97 S SL 90 1-3 ③ K		F FF 95 1 SAFE B FF 94 X SL 86 1-1 ①② G6-4-3 1-2f		B SI 93 C CU 83 X SI 94 1-1 10 HR 1B	F FF 93 B SL 88 F SL 89 D CU 83 F FF 94 X SL 88 2-2 ③ G6-3				4	1	1	0	0	1	2
10 Edwin Encarnación, R (1, 10) OBP: 0.331, SLG: 0.506		C FF 94 C SL 87 F FF 95 B FF 98 X CH 86 1-2 HR	X FF 96 0-0 2B		C CU 82 F CU 83 B CU 84 B SI 94 F CU 83 B SI 94 X SI 93 3-2 1-H HR		S SL 87 X CU 80 0-1 ① L5			4	2	3	3	0	0	0
26 Adam Lind, L (1, 3) OBP: 0.408, SLG: 0.500		C FF 95 C CH 82 B FF 96 C FF 96 1-3 ① K	B CH 82 F FF 92 C FF 96 X FF 94 1-2 ③ F7		B SL 82 F FF 88 B SL 84 B SL 82 F FF 91 F FF 92 F FF 89 S SL 82 3-3 ① K		B SL 85 C SI 91 B SL 85 B SL 85 F SI 92 S SL 86 3-3 ② K			4	0	0	0	0	3	1
47 Juan Francisco, L (1, 5) OBP: 0.379, SLG: 0.622 18 Steve Tolleson, R (7, PH) OBP: 0.400, SLG: 0.682 (8, 4)		B FF 94 C FF 95 B SL 88 B SI 95 X FF 97 3-1 HR		B FF 93 F FF 95 B SL 86 B FF 95 F FF 97 F SI 95 F SI 95 F CH 84 X FF 95 3-2 ① G6-3	S SL 83 X SL 82 0-1 ② G6-3		B SI 94 C SL 85 B SI 94 F SL 85 B SL 85 F SI 92 D SL 86 4-2 13 BB BB			3 0	1 0	1 0	1 0	0 1	0 0	0 0
13 Brett Lawrie, R (1, 4) OBP: 0.301, SLG: 0.443 (8, 5)	C FF 95 B FF 98 F SL 88 F SL 87 F SI 95 F FF 96 X SL 86 1-2 ② P4		B SL 87 B FF 94 B FF 94 S FF 95 X FF 95 3-1 7 BB 8 HBP 1B		C FF 92 B SL 88 B SL 88 S SL 88 B FF 93 X SL 90 3-2 2B		1 SAFE C FF 95 D SL 88 1 SAFE B SL 87 1 SAFE B FF 94 B FF 94 4-1 1-2 BB			3	0	2	0	1	0	0
31 Erik Kratz, R (1, 2) OBP: 0.226, SLG: 0.419		X FF 96 0-0 8 BB 1B		F FF 94 B SI 97 1 SAFE X FF 95 1-1 ② F9	X SL 88 0-0 ③ G5-3		B FF 94 C FF 94 F SL 86 B FF 96 F SL 86 S SL 87 2-3 ③ K			4	0	1	0	0	1	4
8 Anthony Gose, L (1, 8) OBP: 0.538, SLG: 0.375		1 SAFE F FF 93 S CH 84 F FF 95 B FF 93 B CH 84 F FF 96 B SL 88 F FF 94 4-2 B FF 95 1-2 BB		B FF 92 B FF 93 F SI 93 F FF 93 1 SAFE 1 SAFE H FF 93 3-2 7 BB 1-2 HBP		C FF 93 S SL 89 B CU 81 S CU 81 1-3 ① K		X FF 93 0-0 ① G4-3		2	0	0	0	1	1	0
Inning Stats	R: 0 E: 0 K: 1 S: 9 H: 0 LOB: 0 BB: 0 P: 13	R: 2 E: 0 K: 1 S: 24 H: 3 LOB: 2 BB: 1 P: 35	R: 0 E: 1 K: 0 S: 12 H: 1 LOB: 1 BB: 0 P: 17	R: 0 E: 0 K: 1 S: 17 H: 1 LOB: 3 BB: 1 P: 33	R: 2 E: 0 K: 1 S: 17 H: 3 LOB: 0 BB: 0 P: 27	R: 0 E: 0 K: 1 S: 12 H: 1 LOB: 1 BB: 0 P: 16	R: 0 E: 0 K: 2 S: 13 H: 0 LOB: 2 BB: 2 P: 26	R: 0 E: 0 K: 0 S: 3 H: 0 LOB: 0 BB: 1 P: 9		1B: 3 2B: 3 3B: 0 HR: 3	SF: 0 SAC: 0 DP: 1 HBP: 1		WP: 0 PB: 0 SB: 0 CS: 1	PA: 38	

PITCHER		IP	WLS	BF	H	R	ER	SO	BB	IBB	HBP	BLK	WP	HR	S	P	ERA	WHIP
31 Danny Salazar, R ERA: 5.53	(1, 1)	4.0	L	20	5	2	2	3	2	0	1	0	0	2	62	98	4.50	1.750
20 C.C. Lee, R ERA: 5.4	(5, 1)	0.0		2	2	2	2	0	0	0	0	0	0	1	6	10	∞	∞
88 Josh Outman, L ERA: 3.27	(5, 1)	0.2		2	0	0	0	1	0	0	0	0	0	0	7	10	0.00	0.000
48 Scott Atchison, R ERA: 1.62	(5, 1)	1.2		7	2	0	0	1	0	0	0	0	0	0	18	25	0.00	1.200
35 Marc Rzepczynski, L ERA: 2.45	(7, 1)	0.1		2	0	0	0	1	1	0	0	0	0	0	6	13	0.00	3.000
44 John Axford, R ERA: 4.41	(7, 1)	0.2		4	0	0	0	1	2	0	0	0	0	0	6	16	0.00	3.000
37 Cody Allen, R ERA: 1.69	(8, 1)	0.2		1	0	0	0	0	0	0	0	0	0	0	2	4	0.00	0.000

BOTTOM

Cleveland Indians @ Toronto Blue Jays

Rogers Centre, Toronto, ON

Thu May 15 2014, 7:08 PM - 10:30 PM EDT

Att. 17,364 - Roof Closed - 68 F

livebaseballscorecards.com

AB	32
R	4
H	9
RBI	4
BB	5
SO	7
LOB	14

Oakland Athletics @ Cleveland Indians

Progressive Field, Cleveland, OH

Fri May 16 2014, 7:09 PM - 10:13 PM EDT

Att. 21,389 - Overcast - 49 F

TOP

livebaseballscorecards.com

Batter	1	2	3	4	5	6	7	8	9	AB	R	H	RBI	BB	SO	LOB
4 Coco Crisp, S (1, 8) OBP: 0.359, SLG: 0.398 3 Craig Gentry, R (8, PH) (8, 8) OBP: 0.368, SLG: 0.372	B SI 90 B SI 91 C SI 91 C SI 92 F SI 91 B SI 91 F SI 91 C FF 92 3-3 K ①	F CH 79 S SI 90 B SL 84 F FF 92 B SI 92 F SI 91 B CU 78 B SI 92 4-2 5 BB 20 HR BB	B SI 90 C SI 90 S CU 81 B SI 93 B SI 92 B CU 82 4-2 BB			B FF 95 B FF 94 C FF 94 F FF 95 B CH 89 F FF 96 X FF 94 3-2 E3		C FF 93 B CU 82 B CU 81 X FF 93 2-1 5 G6-4-3 1B	2 1 0 0 2 1 0 1 0 1 0 0 0 0					
5 John Jaso, L (1, 10) OBP: 0.389, SLG: 0.489	C SI 92 C SI 92 S SL 84 0-3 K ②	1 SAFE B SI 89 B SI 90 F SI 91 C FF 91 B FF 91 B FF 92 4-2 20 HR 1-2 BB	C SI 92 C SI 92 F CU 83 B CU 83 S CU 83 1-3 K ③			B SI 93 F FF 93 F CH 88 C CU 81 1-3 K ①		X FF 94 0-0 G6-4-3 1-2f ① ②		4 1 0 0 1 3 4						
20 Josh Donaldson, R (1, 5) OBP: 0.342, SLG: 0.503 18 Alberto Callaspo, S (8, PH) (8, 5) OBP: 0.357, SLG: 0.358	B SI 93 C FF 92 T SL 81 B FF 94 C FF 94 2-3 K ③	B CU 78 S CU 76 S CU 77 F SI 93 B SI 93 D CU 77 X CU 77 3-2 1-H 2-H HR		C SI 91 S SI 93 S CU 84 0-3 K ①		C FF 95 C CU 85 B CU 81 S FF 95 1-3 K ②		C FF 94 F CH 87 B FF 93 F CU 80 X FF 94 1-2 1B		4 1 1 3 0 3 1 1 0 1 0 0 0 0						
37 Brandon Moss, L (1, 3) OBP: 0.363, SLG: 0.514 (9, 7)		52 1B 8 1B 2B		C CU 83 B SI 93 C CU 83 F CU 82 B CU 86 X SI 92 2-2 F7 ②		B FF 97 C CU 80 D CH 89 F SI 97 S CU 83 2-3 K ③		S FF 95 X CH 89 0-1 G3-1 ③		4 1 1 0 1 1 2						
52 Yoenis Cespedes, R (1, 7) OBP: 0.338, SLG: 0.507 88 Kyle Blanks, R (9, PH) (9, 3) OBP: 0.273, SLG: 0.273		36 BB 8 1B 16 HR 1B		X SI 94 0-0 2B			C FF 94 B SL 85 C SL 84 S CU 80 1-3 K ①		S SI 94 F FF 93 X SL 85 0-2 36 G1-6-3 1B	4 1 2 0 0 1 1 1 0 1 0 0 0 0						
8 Jed Lowrie, S (1, 6) OBP: 0.368, SLG: 0.411	F SI 91 B SI 92 X CU 78 1-1 36 BB 16 HR 1-2 3-H 1B	B FF 87 B FF 86 X FF 88 2-0 HR	C CU 84 B SI 93 F CU 83 F CU 84 B SI 94 X CU 82 2-2 G3-1 ③			X FF 95 0-0 G6-3 ②		B FF 93 B FF 92 B FF 94 C FF 92 F FF 94 C CH 88 3-3 K ①		5 2 2 2 0 1 2						
36 Derek Norris, R (1, 2) OBP: 0.449, SLG: 0.554	B SI 93 B FF 92 C FC 91 B FF 92 B FF 92 4-1 16 HR 1-2 2-3 BB	C FF 88 C CH 80 B SL 77 X SL 78 1-2 E5 1B	B FF 92 F SI 90 B CH 81 X SI 90 2-1 L7 ①			X FF 94 0-0 16 HR 1B		F CH 88 B FF 96 X SL 85 1-1 G1-6-3 1-2f ② ③		4 2 2 0 1 0 1						
16 Josh Reddick, L (1, 9) OBP: 0.297, SLG: 0.386	D SI 92 X SI 91 1-0 1-H 2-H 3-H HR	B SL 75 C FF 87 B SL 80 X FF 87 2-1 F7 ①	B SL 84 F FF 92 C SL 83 F FF 93 B SL 80 B FF 90 X FF 93 3-2 F9 ②				C SI 96 B CH 90 X FF 96 1-1 1-H HR			4 2 2 6 0 0 1						
28 Eric Sogard, L (1, 4) OBP: 0.250, SLG: 0.215	B SI 90 X SI 90 1-0 G4-3 ①	B FF 88 C FF 87 C FF 89 F SL 79 X FF 90 1-2 L9 ②		B CU 74 X FF 91 1-0 G4-3 ③			B FF 94 X FF 93 1-0 F7 ③			4 0 0 0 0 0 1						
Inning Stats	R: 0 E: 0 K: 3 S: 11 H: 0 LOB: 0 BB: 0 P: 16	R: 8 E: 0 K: 0 S: 20 H: 5 LOB: 0 BB: 4 P: 46	R: 1 E: 1 K: 1 S: 16 H: 2 LOB: 2 BB: 1 P: 27	R: 0 E: 0 K: 1 S: 12 H: 1 LOB: 1 BB: 0 P: 16	R: 0 E: 0 K: 0 S: 7 H: 0 LOB: 0 BB: 0 P: 13	R: 0 E: 1 K: 3 S: 13 H: 0 LOB: 1 BB: 0 P: 20	R: 2 E: 0 K: 1 S: 8 H: 2 LOB: 0 BB: 0 P: 11	R: 0 E: 0 K: 0 S: 9 H: 2 LOB: 1 BB: 0 P: 12	R: 0 E: 0 K: 1 S: 8 H: 1 LOB: 0 BB: 0 P: 12	1B: 7 2B: 2 3B: 0 HR: 4 SF: 0 SAC: 0 DP: 3 HBP: 0						

	AB	38
	R	11
	H	13
	RBI	11
	BB	5
	SO	10
	LOB	13

WP: 0 PB: 0 SB: 0 CS: 0 PA: 43

PITCHER		IP	WLS	BF	H	R	ER	SO	BB	IBB	HBP	BLK	WP	HR	S	P	ERA	WHIP
34 Zach McAllister, R ERA: 5.36	(1, 1)	1.1	L	12	5	8	8	3	3	0	0	0	0	2	29	54	54.00	6.000
57 Kyle Crockett, L ERA: 6.75	(2, 1)	1.1		6	2	1	1	0	1	0	0	0	0	1	12	24	6.75	2.250
20 C.C. Lee, R ERA: 4.76	(3, 1)	1.1		6	1	0	0	2	1	0	0	0	0	0	18	27	0.00	1.500
88 Josh Outman, L ERA: 3.0	(5, 1)	1.0		3	0	0	0	0	0	0	0	0	0	0	7	13	0.00	0.000
59 Carlos Carrasco, R ERA: 6.03	(6, 1)	4.0		16	5	2	2	5	0	0	0	0	0	1	38	55	4.50	1.250

PITCHER	IP	WLS	BF	H	R	ER	SO	BB	IBB	HBP	BLK	WP	HR	S	P	ERA	WHIP

BOTTOM

Oakland Athletics @ Cleveland Indians

Progressive Field, Cleveland, OH

Fri May 16 2014, 7:09 PM - 10:13 PM EDT

Att. 21,389 - Overcast - 49 F

livebaseballscorecards.com

Batter	1	2	3	4	5	6	7	8	9	AB	R	H	RBI	BB	SO	LOB
24 Michael Bourn, L (1, 8) OBP: 0.277, SLG: 0.354 4 Mike Aviles, R (8, 8) OBP: 0.316, SLG: 0.413	B FF 93 X FF 92 1-0 ① G3		C CU 79 F SL 86 F CU 82 X FF 94 0-2 ① F8		S SL 88 B CH 88 S SL 88 C FF 94 1-3 ② K			C FC 90 C FC 90 B CU 78 F FF 94 B CU 78 B FC 91 T FF 94 3-2 ① K		3 1	0 0	0 0	0 0	0 0	1 1	0 0
33 Nick Swisher, S (1, 3) OBP: 0.304, SLG: 0.325	X FF 93 0-0 HR		B CU 80 B SI 93 C SI 91 F CU 79 S CU 81 2-3 ② K		C CH 87 F SI 94 F FC 89 S CU 82 0-3 ③ K			S FC 91 B CH 86 S CU 78 B FF 94 F CU 79 C FC 90 2-3 ② K		4	1	1	1	0	3	0
23 Michael Brantley, L (1, 7) OBP: 0.337, SLG: 0.477	C SI 92 C SL 87 X CU 82 0-2 ② L3		B FF 94 X FF 92 1-0 1B			B CH 87 F SI 92 C SL 88 S FF 95 1-3 ① K		B FF 92 C CH 86 B FF 94 C FC 90 B CU 78 X FC 91 3-2 ③ F8		4	0	1	0	0	1	0
41 Carlos Santana, S (1, 5) OBP: 0.320, SLG: 0.294 (8, 2)	B SI 91 C SL 84 B FF 93 X SI 90 2-1 ③ G6-3		B CU 78 F SI 92 B SL 87 C SL 88 S CU 82 2-3 ③ K			C CH 89 B SI 93 B SL 87 C CH 88 X CU 82 2-2 ② G3			C SI 93 B CH 86 F CH 87 B SI 94 B SI 94 X SI 95 3-2 ① G4-3	4	0	0	0	0	1	1
7 David Murphy, L (1, 9) OBP: 0.352, SLG: 0.434		B FF 91 C FF 92 B SI 92 X SI 92 2-1 ① G4-3		C SI 93 C SL 88 B SI 94 B CU 82 X CU 80 2-2 ① G2-3		B CH 89 X FF 94 1-0 ③ G6-3			F SI 95 F CH 88 B CH 89 X CH 88 1-2 13 G3 13 WP 1B	4	0	1	0	0	0	0
13 Asdrúbal Cabrera, S (1, 6) OBP: 0.343, SLG: 0.405		B SI 94 B SI 93 B SI 92 B FF 92 4-0 8 BB BB		B FF 94 B SL 86 B FF 92 B FF 93 4-0 BB			B FF 94 X FF 93 1-0 ① P6		B SI 94 B SI 94 B CH 88 C SI 94 F SI 95 F SI 96 X SI 95 3-2 ② G3 1-3	2	0	0	0	2	0	1
10 Yan Gomes, R (1, 2) OBP: 0.304, SLG: 0.468 36 Jesús Aguilar, R (8, 5)		B SI 92 C FF 93 C CU 80 F CU 81 F FF 92 S CU 81 1-3 ② K		D SL 87 C FF 93 F SI 93 D FF 95 F CU 82 S FF 94 2-3 ② K			C FF 93 B FC 91 X FF 93 1-1 ② F7		C SI 96 S CU 81 F CU 81 S SI 95 0-3 ③ K	3 1	0 0	0 0	0 0	0 0	2 1	2 1
8 Lonnie Chisenhall, L (1, 10) OBP: 0.421, SLG: 0.459		B SI 93 B FF 93 B SI 90 D FF 93 4-0 1-2 BB		B CU 80 C SI 93 S SL 88 F CU 82 S CU 82 1-3 ③ K			C CU 77 B CU 79 F FF 94 B CH 88 B FF 94 B FF 95 4-2 BB			1	0	0	0	2	1	1
11 José Ramírez, S (1, 4) OBP: 0.100, SLG: 0.100		C CU 80 S SI 94 S CU 83 0-3 ③ K			B SL 87 B FF 92 C SI 91 X SI 91 2-1 ① G4-3		F FF 92 X CH 86 0-1 ③ L8			3	0	0	0	0	1	3
Inning Stats	R: 1 E: 0 K: 0 S: 7 H: 1 LOB: 0 BB: 0 P: 10	R: 0 E: 0 K: 2 S: 10 H: 0 LOB: 2 BB: 2 P: 21	R: 0 E: 0 K: 2 S: 11 H: 1 LOB: 1 BB: 0 P: 16	R: 0 E: 0 K: 2 S: 11 H: 0 LOB: 1 BB: 1 P: 20	R: 0 E: 0 K: 2 S: 9 H: 0 LOB: 0 BB: 0 P: 12	R: 0 E: 0 K: 1 S: 7 H: 0 LOB: 0 BB: 0 P: 11	R: 0 E: 0 K: 0 S: 7 H: 0 LOB: 1 BB: 1 P: 13	R: 0 E: 0 K: 2 S: 11 H: 0 LOB: 0 BB: 0 P: 19	R: 0 E: 0 K: 1 S: 14 H: 1 LOB: 1 BB: 0 P: 21	1B: 2 2B: 0 3B: 0 HR: 1 SF: 0 SAC: 0 DP: 0 HBP: 0						

	AB	30
	R	1
	H	3
	RBI	1
	BB	4
	SO	12
	LOB	9

WP: 1 PA: 34
PB: 0
SB: 0
CS: 0

PITCHER	IP	WLS	BF	H	R	ER	SO	BB	IBB	HBP	BLK	WP	HR	S	P	ERA	WHIP
54 Sonny Gray, R (1, 1) ERA: 2.1	6.0	W	23	2	1	1	9	3	0	0	0	0	1	55	90	1.50	0.833
33 Fernando Rodriguez Jr., R (7, 1) ERA:	2.0		7	0	0	0	2	1	0	0	0	0	0	18	32	0.00	0.500
45 Jim Johnson, R (9, 1) ERA: 6.75	1.0		4	1	0	0	1	0	0	0	0	1	0	14	21	0.00	1.000

PITCHER	IP	WLS	BF	H	R	ER	SO	BB	IBB	HBP	BLK	WP	HR	S	P	ERA	WHIP

Oakland Athletics @ Cleveland Indians

Progressive Field, Cleveland, OH

Sat May 17 2014, 7:06 PM - 10:06 PM EDT

Att. 18,358 - Clear - 49 F

TOP

livebaseballscorecards.com

Batter	1	2	3	4	5	6	7	8	9	AB	R	H	RBI	BB	SO	LOB
4 Coco Crisp, S (1, 8) OBP: 0.352, SLG: 0.398	C FF 89 S SI 88 X FF 91 0-2 ① P6		B FF 88 X FF 88 1-0 20 1B 2B		B FC 85 F FF 86 B FC 83 F CH 80 X FF 87 2-2 ① F7		C SI 92 X SL 85 0-1 ② FC4-6 18 BB 1-2f 20 3B		C SI 92 F CH 83 X SI 94 0-2 E6 18 G4-6-3	5	2	1	0	0	0	1
5 John Jaso, L (1, 10) OBP: 0.378, SLG: 0.474 18 Alberto Callaspo, S (7, PH) OBP: 0.359, SLG: 0.355 (7, 10)	C FF 90 B FF 90 X FF 89 1-1 ② G3		F FF 87 F FC 85 B CU 74 F FF 88 F FC 84 F FF 88 B FF 88 F CH 81 S CU 75 2-3 ② K		X FF 88 0-0 ② G3		B SL 85 C SL 85 B SI 92 B SI 91 B SI 91 4-1 20 3B BB 1-2		D SI 93 1 SAFE C CH 84 B SI 91 B SI 92 X SI 90 3-1 ②③ G4-6-3 1-2f	3 1	0 1	0 1	0 0	0 1	1 0	1 1
20 Josh Donaldson, R (1, 5) OBP: 0.351, SLG: 0.520	B FF 90 B FF 90 X FF 91 2-0 1B		D FC 86 X FC 85 1-0 37 HR 2-H 1B		X FF 88 0-0 ③ G6-3		X SL 81 0-0 37 2B 1-H 2-H 3B			4	2	3	3	0	0	0
37 Brandon Moss, L (1, 3) OBP: 0.372, SLG: 0.545	1 SAFE B FF 88 F FF 89 F FC 85 D CH 82 F FF 89 F CU 74 1 SAFE F FF 88 2-2 X CH 80 ③ F9		F FF 87 B CU 74 F FF 89 1 SAFE D CU 75 B FF 89 F FF 88 X SI 87 3-2 1-H HR			B FF 87 F CH 80 F FC 83 B CU 74 B CH 80 F FF 88 B FF 87 4-2 BB	X FC 92 0-0 3-H 2B			3	1	2	3	1	0	1
52 Yoenis Cespedes, R (1, 7) OBP: 0.329, SLG: 0.493		C FF 88 X FC 85 0-1 ① L7	C FF 90 X FC 86 0-1 E5			X FF 87 0-0 ① F8	S FC 93 X FC 91 0-1 ③ F9			4	0	0	0	0	0	2
8 Jed Lowrie, S (1, 6) OBP: 0.360, SLG: 0.401		X FF 87 0-0 ② F8	D CH 81 C FF 86 C FC 86 S FC 86 F CU 75 X FC 86 1-2 ③ F8			X FC 85 0-0 ② F9		B FF 92 F FF 93 B SL 86 F FF 93 B FF 92 X FF 94 3-2 ① P5		4	0	0	0	0	0	2
36 Derek Norris, R (1, 2) OBP: 0.441, SLG: 0.552		C FF 86 B FF 89 C FC 85 B FC 86 B CU 77 X FC 83 3-2 2B		C FF 88 C FF 88 X FF 88 0-2 ① F8		B CU 74 X FC 83 1-0 ③ L4		B FF 94 F FF 94 X SL 88 1-1 ② F8		4	0	1	0	0	0	1
16 Josh Reddick, L (1, 9) OBP: 0.289, SLG: 0.374		C FF 87 B FF 88 S CU 73 B FF 89 X CU 74 2-2 ③ G4-3		T CH 82 B CH 83 B FF 89 C FF 89 B CU 77 C FC 85 3-3 ② K			C SL 83 S SL 84 X SL 84 0-2 ① G4-3	B FF 94 F FF 94 B FF 95 F FF 95 B SL 89 X FF 96 3-2 ③ G4-3		4	0	0	0	0	1	1
1 Nick Punto, S (1, 4) OBP: 0.289, SLG: 0.253			C CH 84 B FF 88 C FF 86 X CU 75 1-2 ① L7	B FF 89 F FC 85 F FF 89 B FC 85 B FF 89 X FF 89 3-2 ③ G6-3			B SI 91 X SI 91 1-0 4 FC4-6 1B		S SI 91 C SI 92 X SL 85 0-2 ① G1-4-3	4	0	1	0	0	0	0

Inning Stats	1	2	3	4	5	6	7	8	9
	R: 0 E: 0 K: 0 S: 12	R: 0 E: 0 K: 0 S: 9	R: 3 E: 1 K: 1 S: 22	R: 0 E: 0 K: 1 S: 9	R: 0 E: 0 K: 0 S: 5	R: 0 E: 0 K: 0 S: 6	R: 3 E: 1 K: 0 S: 11	R: 0 E: 0 K: 0 S: 8	R: 0 E: 1 K: 0 S: 8
	H: 1 LOB: 1 BB: 0 P: 17	H: 1 LOB: 1 BB: 0 P: 14	H: 3 LOB: 1 BB: 0 P: 31	H: 0 LOB: 0 BB: 0 P: 15	H: 0 LOB: 0 BB: 0 P: 7	H: 0 LOB: 1 BB: 1 P: 11	H: 3 LOB: 1 BB: 1 P: 16	H: 0 LOB: 0 BB: 0 P: 15	H: 0 LOB: 0 BB: 0 P: 11

AB	36
R	6
H	8
RBI	6
BB	2
SO	2
LOB	10

1B: 3	SF: 0	WP: 0	PA: 38
2B: 3	SAC: 0	PB: 0	
3B: 1	DP: 1	SB: 0	
HR: 1	HBP: 0	CS: 0	

PITCHER		IP	WLS	BF	H	R	ER	SO	BB	IBB	HBP	BLK	WP	HR	S	P	ERA	WHIP
43 Josh Tomlin, R ERA: 2.89	(1, 1)	6.0	L	25	5	3	3	2	1	0	0	0	0	1	63	95	4.50	1.000
35 Marc Rzepczynski, L ERA: 2.35	(7, 1)	0.2		4	1	2	1	0	1	0	0	0	0	0	7	12	13.50	3.000
27 Bryan Shaw, R ERA: 1.8	(7, 1)	0.1		3	2	1	0	0	0	0	0	0	0	0	4	4	0.00	6.000
44 John Axford, R ERA: 4.15	(8, 1)	1.0		3	0	0	0	0	0	0	0	0	0	0	8	15	0.00	0.000
58 TJ House, L ERA:	(9, 1)	1.0		3	0	0	0	0	0	0	0	0	0	0	8	11	0.00	0.000

PITCHER		IP	WLS	BF	H	R	ER	SO	BB	IBB	HBP	BLK	WP	HR	S	P	ERA	WHIP

Batter	1	2	3	4	5	6	7	8	9	AB	R	H	RBI	BB	SO	LOB
24 Michael Bourn, L (1, 8) OBP: 0.276, SLG: 0.350	B SI 91 F SI 91 X SI 92 1-1 G6-3 ①		C SI 88 B SL 80 X SI 88 1-1 F7 ①		1 SAFE X SI 89 0-0 33 G1-6-3 1-2 1B		C SI 88 S CH 76 B SL 81 X SL 82 1-2 G6-3 ③			4	0	1	0	0	0	0
33 Nick Swisher, S (1, 10) OBP: 0.303, SLG: 0.323	C SI 92 X FC 86 0-1 G5-3 ②		C CU 76 X CU 77 0-1 23 G6-4-3 1B		C SI 91 X CH 84 0-1 G1-6-3 ②③ 1-2f			B SL 79 B SI 88 X SI 88 2-0 F8 ①		4	0	1	0	0	0	2
23 Michael Brantley, L (1, 7) OBP: 0.341, SLG: 0.474	C FF 92 B SL 83 C SL 80 F SI 93 F SL 82 B CU 77 B SI 92 F SI 92 B SI 92 4-2 BB		X SI 89 0-0 G6-4-3 ②③ 1-2f			X FF 92 0-0 9 G5-3 41 1B 13 SF8 1B		X SI 88 0-0 G3 ②		3	1	1	0	1	0	1
41 Carlos Santana, S (1, 5) (8, 3) OBP: 0.319, SLG: 0.293	C SI 91 F FC 85 B CH 76 S CH 76 1-3 K ③			B FF 89 C SI 88 C SI 88 C SI 90 1-3 K ①		X SI 90 0-0 9 G5-3 1-2 1B		S SI 88 B SI 89 C CH 76 S SL 81 1-3 K ③		4	0	1	0	0	3	1
9 Ryan Raburn, R (1, 9) OBP: 0.229, SLG: 0.224		C SI 91 B FC 85 B SI 91 F SI 91 X CH 77 2-2 G5-3 ①		B SL 82 X SI 90 1-0 13 E 1B		C KC 76 F SI 91 F SI 92 B CH 78 F FF 93 X KC 78 1-2 G5-3 ① 1-2 2-3			F FF 94 S FF 94 X FF 94 0-2 F8 ①	4	0	1	0	0	0	2
13 Asdrúbal Cabrera, S (1, 6) OBP: 0.341, SLG: 0.400		C SI 90 B FC 85 B CH 78 B CH 79 B SI 90 4-1 10 2B 36 WP BB		S FF 89 C FF 90 B FF 91 X CH 82 1-2 L5 ② 1-3		F FF 92 B CH 78 B FF 92 F SI 91 X KC 80 2-2 SF8 ② 3-H			C FF 95 B FF 95 T FF 94 S FF 95 1-3 K ②	2	1	0	1	1	1	1
10 Yan Gomes, R (1, 2) OBP: 0.302, SLG: 0.469	F FC 86 B FC 86 B CH 78 C SI 90 B SI 91 X SI 91 3-2 36 WP 1-3 2B			C SL 84 B SI 90 B SI 90 X SI 90 2-1 G4-3 ③		C KC 76 S SI 92 B KC 76 B SI 92 X FF 92 2-2 L5 ③			C FF 95 C FF 95 F FF 95 B FF 95 F FF 95 S FF 95 1-3 K ③	4	0	1	0	0	1	2
36 Jesús Aguilar, R (1, 3) 11 José Ramírez, S (7, PH) (8, 4) OBP: 0.095, SLG: 0.095	C SI 88 B CH 79 B FC 85 B SI 92 F SI 92 F CH 78 B SI 91 4-2 4 G5-4-3 2-3 3-H BB				C SL 81 S SI 89 B SI 90 X SI 90 1-2 G5-3 ①		C SI 87 C CH 75 S SL 81 0-3 K ①			1 1	0 0	0 0	0 0	1 0	0 1	0 0
4 Mike Aviles, R (1, 4) (8, 5) OBP: 0.317, SLG: 0.411	X SI 88 0-0 G5-4-3 ②③ 1-2f				B SI 90 F SL 82 S SI 90 X SI 92 1-2 24 1B 1B		C SL 80 S SL 82 S SL 81 0-3 K ②			3	0	1	0	0	1	2
Inning Stats	R: 0 E: 0 K: 1 S: 12 H: 0 LOB: 1 BB: 1 P: 18	R: 1 E: 0 K: 0 S: 11 H: 1 LOB: 1 BB: 2 P: 24	R: 0 E: 0 K: 0 S: 5 H: 1 LOB: 0 BB: 0 P: 6	R: 0 E: 1 K: 1 S: 9 H: 1 LOB: 1 BB: 0 P: 14	R: 0 E: 0 K: 0 S: 9 H: 2 LOB: 1 BB: 0 P: 11	R: 1 E: 0 K: 0 S: 13 H: 2 LOB: 1 BB: 0 P: 18	R: 0 E: 0 K: 2 S: 9 H: 0 LOB: 0 BB: 0 P: 10	R: 0 E: 0 K: 1 S: 5 H: 0 LOB: 0 BB: 0 P: 8	R: 0 E: 0 K: 2 S: 11 H: 0 LOB: 0 BB: 0 P: 13	1B: 6 2B: 1 3B: 0 HR: 0 SF: 1 SAC: 0 DP: 3 HBP: 0						

PITCHER	IP	WLS	BF	H	R	ER	SO	BB	IBB	HBP	BLK	WP	HR	S	P	ERA	WHIP
26 Scott Kazmir, L (1, 1) ERA: 2.39	1.1		8	1	1	1	1	3	0	0	0	1	0	22	41	6.75	3.000
61 Dan Otero, R (2, 1) ERA: 1.78	3.2	W	12	4	0	0	1	0	0	0	0	0	0	24	32	0.00	1.091
56 Fernando Abad, L (6, 1) ERA: 2.65	1.0	H	5	2	1	1	0	0	0	0	0	0	0	13	18	9.00	2.000
44 Luke Gregerson, R (7, 1) ERA: 2.38	2.0		6	0	0	0	3	0	0	0	0	0	0	14	18	0.00	0.000
62 Sean Doolittle, L (9, 1) ERA: 3.43	1.0		3	0	0	0	2	0	0	0	0	0	0	11	13	0.00	0.000

PITCHER	IP	WLS	BF	H	R	ER	SO	BB	IBB	HBP	BLK	WP	HR	S	P	ERA	WHIP

BOTTOM

Oakland Athletics @ Cleveland Indians

Progressive Field, Cleveland, OH

Sat May 17 2014, 7:06 PM - 10:06 PM EDT

Att. 18,358 - Clear - 49 F

livebaseballscorecards.com

AB	30
R	2
H	7
RBI	1
BB	3
SO	7
LOB	11

Oakland Athletics @ Cleveland Indians

Progressive Field, Cleveland, OH

Sun May 18 2014, 1:07 PM - 4:26 PM EDT

Att. 14,872 - Sunny - 56 F

TOP

livebaseballscorecards.com

Batter	1	2	3	4	5	6	7	8	9	AB	R	H	RBI	BB	SO	LOB
4 Coco Crisp, S (1, 8) OBP: 0.362, SLG: 0.390 3 Craig Gentry, R (9, PH) OBP: 0.364, SLG: 0.367 (9, 8)	B SI 88 B SI 89 C FF 87 F SI 88 B SL 80 F SI 87 D SI 86 4-2 8 G3-6-3 BB		B SI 90 B SI 89 B FF 91 C FF 89 B SI 88 4-1 1 G4-6-3 BB		C SI 88 B FF 90 B SI 89 D FF 88 B FF 88 4-1 20 1B 37 2B 1-2 BB	B SI 86 X SI 87 1-0 ② G5-3	C FF 93 B SL 88 B FF 93 B FF 93 X FF 93 3-1 ③ G3		B FF 94 C FF 95 B FF 95 C FF 95 S FF 94 2-3 ② K	2 1	1 0	0 0	0 0	3 0	0 0	1 0
8 Jed Lowrie, S (1, 6) OBP: 0.358, SLG: 0.399 1 Nick Punto, S (2, 6) OBP: 0.295, SLG: 0.275	X SI 89 0-0 ① ② G3-6-3 1-2f	X SI 88 0-0 ② ③ G4-6-3 1-2f	L FF 89 X SI 87 0-1 ① L8	C SI 87 C CH 77 F CU 74 B FF 89 X CH 76 1-2 37 PB 37 2B 2B		C FF 98 F FF 95 F KC 87 X FF 95 0-2 37 BB 20 BB 52 2B 1B	B FF 95 C FF 94 F FF 94 C FF 96 1-3 ③ K	1 5	0 2	0 2	0 0	0 0	0 1	1 3
20 Josh Donaldson, R (1, 5) OBP: 0.362, SLG: 0.520	S SI 92 B SL 83 B SL 84 F SI 91 S FF 94 2-3 ③ K			B SI 91 B SL 80 B SI 88 C SI 88 B SI 88 4-1 37 BB 5 2B BB	B SL 81 B SI 89 X SI 88 2-0 37 2B 52 2B 1-2 2-H 1B	I IN 72 I IN 78 I IN 73 I IN 76 4-0 37 PB 37 2B IBB		B FF 96 B FF 96 S FF 96 F FF 96 D FF 95 B FF 96 4-2 37 BB 52 2B 1-2 BB		2	4	1	1	3	1	0
37 Brandon Moss, L (1, 7) OBP: 0.391, SLG: 0.582		B SI 90 C FF 92 X SL 79 1-1 52 E 3B		C SI 90 F SI 91 B FF 93 B FF 93 B SL 81 B SL 80 4-2 5 2B 16 1B 1-2 BB	X SI 89 0-0 52 2B 1-3 2-H 2B	B SL 80 S SL 80 B SI 87 S SL 80 X SL 80 2-2 1-H 2-H 2B		B FF 95 F FF 95 D FF 95 F FF 96 B FF 95 B FF 95 4-2 52 2B 5 G4-3 1-2 2-3 BB		3	4	3	3	2	0	0
52 Yoenis Cespedes, R (1, 10) OBP: 0.331, SLG: 0.503		B SI 90 F SI 92 X SI 90 1-1 E5 3-H		C SI 89 B SI 91 X SL 81 1-1 ① P3	B SL 81 F SI 88 X SI 88 1-1 2-H 3-H 2B	B SL 88 F FF 93 B FF 93 X SL 89 2-1 ③ P6		B FF 96 S FF 96 X FF 95 1-1 5 G4-3 1-3 2-H 3-H 2B		5	0	2	5	0	0	3
5 John Jaso, L (1, 2) OBP: 0.371, SLG: 0.470		X SI 91 0-0 ① P5		C SI 91 X SI 91 0-1 16 1B 1-3 2-H 2B	S SI 84 S SI 85 D SL 81 S SI 86 1-3 ② K		B FF 93 X FF 93 1-0 E3 16 2B	C FF 89 C SL 79 F FF 91 F SL 77 B FF 91 X FF 90 1-2 ① G4-3 2-3 3-H		5	1	1	2	0	1	3
16 Josh Reddick, L (1, 9) OBP: 0.299, SLG: 0.385		B SI 90 X SI 91 1-0 ② L4		S SL 80 X SL 82 0-1 18 G6-3 2-3 3-H 1B	F SL 79 B SI 87 F SI 86 D SL 80 D CH 78 D CH 81 4-2 BB		X SL 88 0-0 18 G4-3 1-H 2B	C FF 90 F SL 79 S FF 91 0-3 ② K		4	0	2	2	1	1	2
18 Alberto Callaspo, S (1, 3) OBP: 0.347, SLG: 0.341 (8, 4)		C SI 91 F SI 91 B SI 93 X SL 81 1-2 ③ G4-3		F SI 87 X SI 90 0-1 ② ③ G6-3 1-2f	C SI 87 D CH 78 B SI 87 F SI 86 S CH 75 2-3 ③ K		B CU 78 C FF 92 D CU 80 F SL 88 X CU 80 2-2 ① G4-3 2-3	B CH 80 X FF 90 1-0 ③ L9		5	0	0	0	0	1	7
28 Eric Sogard, L (1, 4) OBP: 0.250, SLG: 0.216 88 Kyle Blanks, R (8, 3) OBP: 0.250, SLG: 0.250			B SI 88 X SI 87 1-0 ① G4-3		C SI 84 X SI 87 0-1 4 BB 20 1B 1B	B FF 88 X FF 88 1-0 ① F7	F SL 87 X SL 87 0-1 ② F9		B FF 89 X FF 88 1-0 ① L7	4 1	1 0	1 0	0 0	0 0	0 0	1 0

Inning Stats	1	2	3	4	5	6	7	8	9
	R: 0 E: 0 K: 1 S: 7	R: 1 E: 1 K: 0 S: 9	R: 0 E: 0 K: 0 S: 3	R: 2 E: 0 K: 0 S: 11	R: 4 E: 0 K: 2 S: 17	R: 2 E: 0 K: 0 S: 11	R: 1 E: 1 K: 0 S: 9	R: 3 E: 0 K: 1 S: 19	R: 0 E: 0 K: 2 S: 7
	H: 0 LOB: 0 BB: 1 P: 13	H: 1 LOB: 1 BB: 0 P: 13	H: 0 LOB: 0 BB: 1 P: 8	H: 2 LOB: 1 BB: 2 P: 20	H: 4 LOB: 2 BB: 2 P: 31	H: 2 LOB: 1 BB: 1 P: 22	H: 1 LOB: 1 BB: 0 P: 15	H: 2 LOB: 1 BB: 2 P: 30	H: 0 LOB: 0 BB: 0 P: 11

	AB	38
	R	13
	H	12
	RBI	13
	BB	9
	SO	6
	LOB	21

	1B: 4	SF: 0	WP: 0	PA: 47
	2B: 7	SAC: 0	PB: 1	
	3B: 1	DP: 3	SB: 0	
	HR: 0	HBP: 0	CS: 0	

PITCHER		IP	WLS	BF	H	R	ER	SO	BB	IBB	HBP	BLK	WP	HR	S	P	ERA	WHIP
63 Justin Masterson, R ERA: 5.06	(1, 1)	4.1	L	23	7	7	7	1	5	0	0	0	0	0	39	70	14.54	2.769
88 Josh Outman, L ERA: 3.38	(5, 1)	1.1		8	2	2	1	2	1	1	0	0	0	0	17	33	6.75	2.250
48 Scott Atchison, R ERA: 1.5	(6, 1)	1.1		6	1	1	0	0	0	0	0	0	0	0	11	19	0.00	0.750
37 Cody Allen, R ERA: 3.38	(8, 1)	0.0		4	2	3	3	0	2	0	0	0	0	0	10	19	∞	∞
57 Kyle Crockett, L ERA: 3.38	(8, 1)	1.1		4	0	0	0	1	0	0	0	0	0	0	10	13	0.00	0.000

PITCHER		IP	WLS	BF	H	R	ER	SO	BB	IBB	HBP	BLK	WP	HR	S	P	ERA	WHIP
44 John Axford, R ERA: 4.0	(9, 1)	0.2		2	0	0	0	2	0	0	0	0	0	0	6	9	0.00	0.000

Batter	1	2	3	4	5	6	7	8	9	AB	R	H	RBI	BB	SO	LOB
24 Michael Bourn, L (1, 8) OBP: 0.291, SLG: 0.379	C SI 90 B FC 88 X FF 91 1-1 HR	B CU 75 B SI 91 B CU 76 B FC 88 4-0 BB		B SI 91 F SI 92 B FC 88 C CU 73 F CU 75 B FC 88 C CU 74 3-3 ③ K		B SI 95 B CH 87 B CH 88 B FF 93 4-0 23 BB 4 BB 1-2 BB		F FF 92 S FF 92 X FF 92 0-2 ② ③ G6-3 1-2f		3	1	1	1	2	1	1
4 Mike Aviles, R (1, 6) OBP: 0.311, SLG: 0.394	B SI 92 C SI 92 C CU 76 C FC 87 1-3 ① K	D CU 76 S FC 88 S CU 74 X CU 76 1-2 ③ G5-3			C SI 89 B FC 86 F CU 72 B FF 90 B FC 87 X CU 74 3-2 ① P5	B CU 79 B CU 80 B SI 94 C SI 94 C SI 95 F SI 95 B SI 95 4-2 23 BB 1-2 2-3 BB			C FF 90 C CH 79 B SL 82 B CH 81 X FF 92 2-2 ① G5-3	4	0	0	0	1	1	2
23 Michael Brantley, L (1, 7) OBP: 0.354, SLG: 0.497	B FF 92 B CH 85 C CH 85 C FC 89 F FC 90 B FF 92 D CH 86 4-2 7 1B BB		B SI 90 C SI 91 B SI 91 B SI 92 C FF 92 X SI 92 3-2 7 1B		C SI 91 F FC 87 B CU 75 B FF 92 X FC 87 2-2 HR	C SI 95 D CU 82 B CU 82 F SI 95 B SI 96 B SI 96 4-2 1-2 2-3 3-H BB			X FF 92 0-0 ② P5	3	1	2	2	2	0	0
9 Ryan Raburn, R (1, 10) OBP: 0.239, SLG: 0.215	C FF 91 S FC 88 C FC 87 0-3 ② K		F FC 89 1 SAFE S CU 74 F FC 88 1 SAFE S CU 75 0-3 ① K		B FC 88 S CU 74 S CU 73 B CU 75 B CU 76 B CU 74 4-2 7 FC3-6 BB	C KC 74 B CH 75 F CH 75 S FF 93 1-3 ③ K			B FF 92 B CH 81 B FF 91 B FF 90 4-0 7 1B BB	3	0	0	0	2	3	5
7 David Murphy, L (1, 9) OBP: 0.360, SLG: 0.440	F SI 91 S CU 75 X FC 88 0-2 1-2 1B		F SI 90 C FF 91 X CU 74 0-2 33 S 1-3 1B		C FF 90 B FC 90 X CU 72 1-1 ② FC3-6 1-2f		C KC 74 B KC 78 F SI 91 F FF 94 B FF 94 X FF 94 2-2 ① P5		B FF 91 C FF 91 X FF 92 1-1 33 DI 1-3 1B	5	0	3	0	0	0	1
33 Nick Swisher, S (1, 3) OBP: 0.295, SLG: 0.313	B CU 73 S CH 84 S CU 74 B CU 76 X FF 91 2-2 ③ G3-1		B FF 91 C CH 84 B CH 84 F CU 74 B FC 89 S CU 75 3-3 ② K 1-2		X CH 83 0-0 ③ G4-1		S SI 92 B SI 93 F SI 92 X CH 80 1-2 ② P3		C FF 92 D CH 84 B SL 83 X FF 92 2-1 ③ G6-3 1-2	5	0	0	0	0	1	7
41 Carlos Santana, S (1, 2) OBP: 0.312, SLG: 0.285		B CU 75 F SI 91 F SI 92 B CU 76 B SI 91 F FC 89 X CH 84 3-2 ① G5-3	C CH 84 C FC 88 X CU 75 0-2 ③ P6			B SI 94 X SI 93 1-0 ① L3	F SI 93 B KC 80 B CH 77 F CH 76 B FF 94 F FF 95 X FF 94 3-2 ③ G5-3			4	0	0	0	0	0	2
8 Lonnie Chisenhall, L (1, 5) OBP: 0.434, SLG: 0.477		C CU 73 B FF 91 B FF 90 X CH 84 2-1 11 G6-3 2B		C SI 90 B FC 88 B CU 73 F SI 91 F FC 87 B FC 88 C CU 74 3-3 ① K		H SI 94 1-0 11 FC3-6 HBP		F FF 91 X SL 83 0-1 24 G6-3 1B		3	0	2	0	0	1	0
11 José Ramírez, S (1, 4) OBP: 0.080, SLG: 0.080		S SI 91 B CU 73 B SI 91 B SI 90 F SI 92 X SI 92 3-2 ② G6-3 2-3		C SI 92 X FC 89 0-1 ② F7		B SI 93 C CH 88 S CH 87 X CH 87 1-2 ② FC3-6 4 BB 24 BB 23 BB 1-2f		X FF 90 0-0 ① F9		4	1	0	0	0	0	3
Inning Stats	R: 1 E: 0 K: 2 S: 17 H: 2 LOB: 2 BB: 1 P: 25	R: 0 E: 0 K: 0 S: 12 H: 1 LOB: 2 BB: 1 P: 25	R: 0 E: 0 K: 2 S: 16 H: 2 LOB: 2 BB: 0 P: 22	R: 0 E: 0 K: 2 S: 10 H: 0 LOB: 0 BB: 0 P: 16	R: 1 E: 0 K: 0 S: 11 H: 1 LOB: 1 BB: 1 P: 21	R: 1 E: 0 K: 1 S: 12 H: 0 LOB: 3 BB: 3 P: 28	R: 0 E: 0 K: 0 S: 11 H: 0 LOB: 0 BB: 0 P: 17	R: 0 E: 0 K: 0 S: 6 H: 1 LOB: 0 BB: 0 P: 6	R: 0 E: 0 K: 0 S: 8 H: 1 LOB: 2 BB: 1 P: 17	1B: 5 2B: 1 3B: 0 HR: 2 SF: 0 SAC: 0 DP: 1 HBP: 1						

PITCHER		IP	WLS	BF	H	R	ER	SO	BB	IBB	HBP	BLK	WP	HR	S	P	ERA	WHIP
60 Jesse Chavez, R ERA: 2.54	(1, 1)	5.0	W	24	6	2	2	6	3	0	0	0	0	2	66	109	3.60	1.800
45 Jim Johnson, R ERA: 7.0	(6, 1)	0.2		6	0	1	1	0	3	0	1	0	0	0	9	24	13.50	4.500
56 Fernando Abad, L ERA: 2.45	(6, 1)	1.1		4	0	0	0	1	0	0	0	0	0	0	14	21	0.00	0.000
Joe Savery, L ERA:	(8, 1)	2.0		8	2	0	0	0	1	0	0	0	0	0	14	23	0.00	1.500

PITCHER	IP	WLS	BF	H	R	ER	SO	BB	IBB	HBP	BLK	WP	HR	S	P	ERA	WHIP

BOTTOM

Oakland Athletics @ Cleveland Indians

Progressive Field, Cleveland, OH

Sun May 18 2014, 1:07 PM - 4:26 PM EDT

Att. 14,872 - Sunny - 56 F

livebaseballscorecards.com

AB	34
R	3
H	8
RBI	3
BB	7
SO	7
LOB	21

Batter	1	2	3	4	5	6	7	8	9	10	AB	R	H	RBI	BB	SO	LOB
3 Ian Kinsler, R (1, 4) OBP: 0.341, SLG: 0.453	S SI 92 B SI 93 F SL 89 X SI 95 1-2 ① G6-3		C SL 88 F SL 89 X FF 94 0-2 ① P3		C SI 94 C SI 95 X CU 83 0-2 ② P4		C SI 95 X SL 90 0-1 ② L8		C KC 86 X FF 95 0-1 2B		5	0	1	0	0	0	1
48 Torii Hunter, R (1, 9) OBP: 0.325, SLG: 0.462	B SI 93 X SI 94 1-0 ② L4		C SI 94 F SL 89 T CU 85 0-2 ② K		L SL 90 F CU 83 S CU 84 0-3 ③ K		F SI 96 X SL 90 0-1 ③ G6-3		S KC 86 S FF 95 B KC 84 B KC 84 S FF 95 2-3 ③ K		5	0	0	0	0	3	2
24 Miguel Cabrera, R (1, 3) OBP: 0.364, SLG: 0.540	B SI 94 S SL 91 S SL 91 S CU 84 1-3 ③ K		X SI 95 0-0 41 WP 2B			S SL 90 F SL 91 F SI 95 F CU 84 B SI 96 X SL 92 1-2 41 G4-5-3 1B		X SI 95 0-0 41 FC4-5 1B		X SL 88 0-0 ① L4	5	0	3	0	0	1	0
41 Victor Martinez, S (1, 10) OBP: 0.379, SLG: 0.605		B SI 93 F SI 93 B CU 82 S SL 89 X SI 94 2-2 HR	I I I 2-3 4-0 IBB			C SL 89 B SI 94 X SL 89 1-1 ① ② G4-5-3 1-2f		B C SL 79 X FC 91 1-1 ① FC4-5 1-2f		C FF 91 B CU 81 B SL 88 B FF 93 F FF 93 X CU 80 3-2 ② G5-3	4	1	1	1	1	0	2
32 Don Kelly, L (1, 8) OBP: 0.346, SLG: 0.362		B SI 93 B SL 88 C SL 89 B SI 92 C SI 94 X SL 89 3-2 ① G4-3	C CU 80 X SI 94 0-1 ③ F7			B CU 81 C SL 89 X CU 81 1-1 ③ L6		C B F FC 90 B FC 95 F SL 81 F SL 81 S FC 95 2-3 ② K		X SL 88 0-0 ③ G3	5	0	0	0	0	1	3
9 Nick Castellanos, R (1, 5) OBP: 0.265, SLG: 0.387		X SI 94 0-0 13 BB 1B		C SL 87 S SL 89 B SI 94 S CU 83 1-3 ① K			B CU 81 X SI 94 1-0 13 2B 20 2B 1B	C FC 94 B FC 94 S FC 94 F FC 94 B SL 82 B SL 80 X FC 92 3-2 ③ P6			4	1	2	0	0	1	1
13 Alex Avila, L (1, 2) OBP: 0.348, SLG: 0.372		B SI 92 D SL 89 B SI 93 B SI 93 4-0 1-2 BB		B SI 93 S SL 88 C SL 89 S CU 83 1-3 ② K			B SL 87 B SI 93 C SL 89 B SI 94 X SI 93 3-1 1-3 20 2B 2B		X FF 96 0-0 ① G3		3	1	1	0	1	1	0
17 Andrew Romine, S (1, 6) OBP: 0.256, SLG: 0.192 28 J.D. Martinez, R (9, PH) OBP: 0.295, SLG: 0.425 29 Danny Worth, R (9, 6) OBP: 0.269, SLG: 0.292		C SI 92 F SL 89 C CU 82 0-3 ② K		C SL 88 F SI 94 B SI 94 S CU 84 1-3 ③ K			B SL 90 X SI 94 1-0 ① L6		B FF 96 X FF 96 1-0 HR		3 1 0	0 1 0	0 1 0	0 1 0	0 0 0	2 0 0	4 0 0
20 Rajai Davis, R (1, 7) OBP: 0.333, SLG: 0.410		F SL 88 S SI 93 S CU 83 0-3 ③ K			C SI 92 C SI 94 X SL 90 0-2 ① G6-3		F SL 90 X CU 82 0-1 2-H 3-H 2B		S FF 96 S KC 86 B KC 87 X FF 95 1-2 ② G3		4	0	1	2	0	1	2
Inning Stats	R: 0 H: 0 E: 0 LOB: 0 K: 1 BB: 0 S: 7 P: 10	R: 1 H: 2 E: 0 LOB: 2 K: 2 BB: 1 S: 13 P: 22	R: 0 H: 1 E: 0 LOB: 2 K: 1 BB: 1 S: 9 P: 13	R: 0 H: 0 E: 0 LOB: 0 K: 3 BB: 0 S: 9 P: 12	R: 0 H: 0 E: 0 LOB: 0 K: 1 BB: 0 S: 9 P: 9	R: 0 H: 1 E: 0 LOB: 0 K: 0 BB: 0 S: 9 P: 12	R: 2 H: 3 E: 0 LOB: 1 K: 0 BB: 0 S: 10 P: 15	R: 0 H: 1 E: 0 LOB: 1 K: 1 BB: 0 S: 12 P: 18	R: 1 H: 2 E: 0 LOB: 1 K: 1 BB: 0 S: 10 P: 14	R: 0 H: 0 E: 0 LOB: 0 K: 0 BB: 0 S: 5 P: 8	1B: 4 2B: 4 3B: 0 HR: 2	SF: 0 SAC: 0 DP: 1 HBP: 0						

PITCHER		IP	WLS	BF	H	R	ER	SO	BB	IBB	HBP	BLK	WP	HR	S	P	ERA	WHIP
28 Corey Kluber, R ERA: 3.43	(1, 1)	7.0		30	8	3	3	8	1	1	0	0	1	1	67	94	3.86	1.286
27 Bryan Shaw, R ERA: 1.71	(8, 1)	1.0	H	3	0	0	0	1	0	0	0	0	0	0	11	17	0.00	0.000
37 Cody Allen, R ERA: 3.71	(9, 1)	1.0	B	5	2	1	1	1	0	0	0	0	0	1	10	14	9.00	2.000
48 Scott Atchison, R ERA: 1.42	(10, 1)	1.0	W	3	0	0	0	0	0	0	0	0	0	0	5	8	0.00	0.000

PITCHER	IP	WLS	BF	H	R	ER	SO	BB	IBB	HBP	BLK	WP	HR	S	P	ERA	WHIP

TOP

Detroit Tigers @ Cleveland Indians

Progressive Field, Cleveland, OH

Mon May 19 2014, 7:12 PM - 11:02 PM EDT

Att. 12,709 - Partly Cloudy - 60 F

livebaseballscorecards.com

AB	39
R	4
H	10
RBI	4
BB	2
SO	10
LOB	15

WP: 1 PA: 41
PB: 0
SB: 0
CS: 0

Detroit Tigers @ Cleveland Indians

Progressive Field, Cleveland, OH

Mon May 19 2014, 7:12 PM - 11:02 PM EDT

Att. 12,709 - Partly Cloudy - 60 F

livebaseballscorecards.com

Batter	1	2	3	4	5	6	7	8	9	10	AB	R	H	RBI	BB	SO	LOB
24 Michael Bourn, L (1, 8) OBP: 0.284, SLG: 0.367	B SI 87 L SI 88 S KC 77 S KC 78 1-3 ① **K**		C SI 88 B FC 84 C SI 89 B KC 78 S KC 79 2-3 ① **K**	B KC 79 C KC 78 D SI 87 C KC 79 X KC 80 2-2 **1-2 2-3** **1B**		C FF 93 C FF 93 X FF 94 0-2 ① **G4-3**		S CU 77 X FF 92 0-1 ① **L8**		B SI 92 C SI 92 B SL 86 B SL 84 C SI 92 X SI 91 3-2 ① **G1-3**	6	0	1	0	0	2	0
13 Asdrúbal Cabrera, S (1, 6) OBP: 0.341, SLG: 0.404	F SI 89 X CH 79 0-1 **41 BB 9 BB 10 WP 1B**		C KC 78 C KC 77 F SI 92 B FC 86 F SI 92 B KC 80 X KC 78 2-2 ② **G5-3**	D KC 78 B SI 90 C SI 90 X SI 90 2-1 ③ **P3**		S SL 80 B SL 81 B FF 94 X CH 83 2-1 **2B**		C FF 93 B CU 79 C CH 87 F FF 94 B CU 79 X FF 94 2-2 ② **G5-3**		B SL 86 F SL 84 B SI 92 C SL 84 S SL 85 2-3 ② **K**	6	1	2	0	0	1	3
23 Michael Brantley, L (1, 7) OBP: 0.365, SLG: 0.522	1 SAFE 1 SAFE B SI 88 X SI 88 1-0 ② **F8**		B SI 90 X SI 91 1-0 **2B**		C SI 88 B KC 78 F FC 85 X KC 78 1-2 ① **G1-4-3**	B FF 93 F FF 93 D SL 78 C SL 77 B SI 92 B SL 79 4-2 **BB**		C FF 93 S CU 81 B CU 81 B FF 94 H FF 92 3-2 **9 1B HBP**		C SL 85 B SI 93 B SL 84 S SL 83 B SL 85 F SL 84 X SL 84 3-2 **HR**	4	1	2	1	1	0	1
9 Ryan Raburn, R (1, 9) OBP: 0.269, SLG: 0.232	B SI 88 1 SAFE B SI 88 C SI 88 B KC 77 B SI 88 4-1 **10 WP 41 BB 1-2 BB**		D KC 78 S SI 91 B SI 90 F KC 79 F SI 93 B KC 79 B KC 78 4-2 **BB**		F SI 89 X CH 79 0-1 **10 BB 33 1B 1B**	B SI 92 S CH 83 B SI 93 C FF 94 F SI 94 B SI 94 F CH 84 S FF 94 3-3 ② **K**		B FF 89 1 SAFE B FF 91 X FF 91 2-0 **1-2 1B**			3	1	2	0	2	1	2
41 Carlos Santana, S (1, 5) OBP: 0.309, SLG: 0.277 11 José Ramírez, S (9, 4) OBP: 0.080, SLG: 0.080	B SI 89 D KC 78 B SI 90 B SI 89 4-0 **10 WP 1-2 2-3 BB**		C KC 78 X KC 77 0-1 ③ **G5-3**		F SI 89 B SI 90 B KC 78 C SI 90 C KC 79 2-3 ② **K**	B CH 84 X FF 94 1-0 ③ **F8**		C CH 85 F CH 86 X FF 94 0-2 ③ **L8**			4 0	0 0	0 0	0 0	1 0	1 0	7 0
10 Yan Gomes, R (1, 2) OBP: 0.319, SLG: 0.478	C SI 88 B SI 90 X SI 90 1-1 ③ **G6-3 1-2 2-3 3-H**			B SI 88 X SI 88 1-0 **24 1B 33 BB 1B**	1 SAFE 1 SAFE B KC 77 C KC 78 B KC 77 B SI 89 F SI 90 B KC 78 4-2 **33 1B 36 1B 1-2 BB**		C CH 82 B SI 91 F CH 82 X SI 92 1-2 **33 1B 36 SF8 1B**		B CU 77 C SL 83 X FF 93 1-1 **4 G5-3 8 1B 1B**		4	2	3	0	1	0	2
33 Nick Swisher, S (1, 10) OBP: 0.303, SLG: 0.317		B SI 87 X SI 87 1-0 ① **F7**		B SI 89 B KC 78 F SI 90 1 SAFE F SI 90 B SI 92 B SI 90 4-2 **24 1B 1-2 BB**	C KC 77 D KC 77 B SI 90 S SI 89 F SI 92 X KC 78 2-2 **36 1B 1-3 2-H 1B**	X FF 93 0-0 ① **1-3 1B**			C FF 92 B FF 93 F CU 79 F FF 94 B CU 80 S SL 84 2-3 ① **K**	4	0	2	1	1	1	1
36 Jesús Aguilar, R (1, 3) OBP: 0.300, SLG: 0.143 8 Lonnie Chisenhall, L (9, PH) OBP: 0.440, SLG: 0.483 (10, 3)		B SI 89 C SI 89 F KC 78 B KC 78 S KC 77 2-3 ② **K**		F KC 78 D SI 91 S KC 79 D KC 80 D KC 79 F SI 91 S KC 79 3-3 ① **K**	B SI 91 X SI 89 1-0 **1-2 1B**	C CH 82 S CH 82 F CH 82 X FF 91 0-2 ② **SF8 3-H**			F FF 93 B FF 93 1 SAFE X FF 93 1-1 **1-2 1B**	3 1	0 0	1 1	2 0	0 0	2 0	2 0
4 Mike Aviles, R (1, 4) OBP: 0.297, SLG: 0.375 (9, 5)		B SI 89 C KC 77 X KC 78 1-1 ③ **P6**		C SI 91 D KC 80 F KC 79 X SI 91 1-2 ② **F9**	C KC 77 C KC 79 S KC 78 0-3 ③ **K**	X CH 84 0-0 ③ **G6-3**			C SL 84 X CU 80 0-1 ② ③ **G5-3 2-3f**	5	0	0	0	0	1	6
Inning Stats	R: 1 H: 1 E: 0 LOB: 2 K: 1 BB: 2 S: 9 P: 20	R: 0 H: 0 E: 0 LOB: 0 K: 1 BB: 0 S: 6 P: 10	R: 0 H: 1 E: 0 LOB: 2 K: 1 BB: 1 S: 14 P: 23	R: 0 H: 2 E: 0 LOB: 3 K: 1 BB: 1 S: 15 P: 28	R: 2 H: 3 E: 0 LOB: 2 K: 2 BB: 1 S: 19 P: 29	R: 0 H: 1 E: 0 LOB: 2 K: 1 BB: 1 S: 13 P: 23	R: 1 H: 2 E: 0 LOB: 0 K: 0 BB: 0 S: 9 P: 10	R: 0 H: 1 E: 0 LOB: 2 K: 0 BB: 0 S: 12 P: 19	R: 0 H: 2 E: 0 LOB: 1 K: 1 BB: 0 S: 10 P: 14	R: 1 H: 1 E: 0 LOB: 0 K: 1 BB: 0 S: 10 P: 18	1B: 11 2B: 2 3B: 0 HR: 1	SF: 1 SAC: 0 DP: 1 HBP: 1	WP: 1 PB: 0 SB: 0 CS: 0	PA: 48				

BOTTOM

AB	40
R	5
H	14
RBI	4
BB	6
SO	9
LOB	24

PITCHER		IP	WLS	BF	H	R	ER	SO	BB	IBB	HBP	BLK	WP	HR	S	P	ERA	WHIP
33 Drew Smyly, L ERA: 3.05	(1, 1)	5.0		27	7	3	3	6	5	0	0	0	1	0	63	110	5.40	2.400
40 Phil Coke, L ERA: 6.94	(6, 1)	2.0		9	3	1	1	1	1	0	0	0	0	0	22	33	4.50	2.000
46 Ian Krol, L ERA: 1.84	(8, 1)	1.0		5	1	0	0	0	0	0	1	0	0	0	12	19	0.00	1.000
44 Joba Chamberlain, R ERA: 3.38	(9, 1)	1.0		4	2	0	0	1	0	0	0	0	0	0	10	14	0.00	2.000
62 Al Alburquerque, R ERA: 4.0	(10, 1)	0.2	L	3	1	1	1	1	0	0	0	0	0	1	10	18	13.50	1.500

PITCHER		IP	WLS	BF	H	R	ER	SO	BB	IBB	HBP	BLK	WP	HR	S	P	ERA	WHIP

Detroit Tigers @ Cleveland Indians

Progressive Field, Cleveland, OH

Tue May 20 2014, 7:08 PM - 10:13 PM EDT

Att. 13,924 - Partly Cloudy - 75 F

livebaseballscorecards.com

Batter	1	2	3	4	5	6	7	8	9	AB	R	H	RBI	BB	SO	LOB
3 Ian Kinsler, R (1, 4) OBP: 0.344, SLG: 0.454	B FF 94 F FF 94 S FC 89 B KC 81 X FF 96 2-2 ① F9		B CH 85 X FF 95 1-0 48 G4-6-3 1B		B FC 84 S FC 84 X FC 91 1-1 ② 1-3 1B			C FC 92 X SL 79 0-1 ① F7		4	0	2	0	0	0	0
48 Torii Hunter, R (1, 9) OBP: 0.323, SLG: 0.476	B FF 95 C FF 94 B FF 94 B FF 95 X FF 95 3-1 HR		C FC 89 F FF 95 B FF 95 1 SAFE X KC 79 1-2 ②③ G4-6-3 1-2f		F FF 97 B FF 97 C SL 83 X KC 82 1-2 ③ G6-3			X SL 80 0-0 ② L5		4	1	1	1	0	0	2
24 Miguel Cabrera, R (1, 3) OBP: 0.361, SLG: 0.539	F FF 95 B CH 85 S FC 85 X FF 97 1-2 ② G1-3			X CH 84 0-0 41 G4-3 2B		S KC 76 B SL 81 B FC 85 F FF 96 X FC 89 2-2 ① G4-3		C FC 92 F FC 92 F FC 94 F FC 92 B SL 82 B SL 81 B FC 93 F FC 92 S SL 81 3-3 ③ K		4	0	1	0	0	1	0
41 Victor Martinez, S (1, 10) OBP: 0.376, SLG: 0.594	B FF 96 C CH 86 F CH 84 S CH 87 1-3 ③ K			X CH 86 0-0 ① G4-3 2-3		C CH 84 B FC 90 B KC 79 C CH 85 B FC 89 B FF 97 4-2 14 BB BB			F FF 96 B KC 86 F FF 96 B KC 85 S FF 96 2-3 ① K	3	0	0	0	1	2	1
14 Austin Jackson, R (1, 8) OBP: 0.344, SLG: 0.412		B FF 94 C FF 94 F FC 89 C FC 85 1-3 ① K		B SL 82 F FF 95 B FC 85 F FF 95 B FF 96 S FC 86 3-3 ② K		B FC 89 S FC 89 B SL 81 F FF 96 B FF 96 F FF 96 F FC 90 B FF 96 4-2 9 G3-6-1 1-2 BB			C FF 96 B KC 87 S FF 96 B FF 96 X FF 96 2-2 ② G6-3	3	0	0	0	1	2	1
9 Nick Castellanos, R (1, 5) OBP: 0.257, SLG: 0.375		S FC 87 F FC 88 S SL 83 0-3 ② K		C SL 83 X FF 95 0-1 ③ F8		C SL 83 S SL 84 X FF 96 0-2 ②③ G3-6-1 1-2f			C KC 84 F KC 87 X KC 87 0-2 ③ G5-3	4	0	0	0	0	1	3
13 Alex Avila, L (1, 2) OBP: 0.365, SLG: 0.417		F FF 94 C CH 85 B FC 87 B KC 80 B FF 96 B FF 96 4-2 BB			B CH 84 C CH 84 B FF 96 F FF 94 X FF 95 2-2 HR		X FC 89 0-0 20 L3 1B			2	1	2	1	1	0	0
29 Danny Worth, R (1, 6) OBP: 0.276, SLG: 0.296		F FF 95 B FF 95 C FC 87 B KC 80 F FF 96 X FC 85 2-2 ③ L9			C FC 88 X FF 94 0-1 3 1B 1B		B SL 80 B FC 92 B FC 92 C FC 91 S FC 92 F FC 92 X FC 92 3-2 ① F8			3	0	1	0	0	0	2
20 Rajai Davis, R (1, 7) OBP: 0.326, SLG: 0.400			C FF 94 X FC 86 0-1 ① G6-3		F FF 95 F FF 95 S KC 80 0-3 ① K		L FC 92 X FC 92 0-1 ②③ L3 1-1			3	0	0	0	0	1	2
Inning Stats	R: 1 E: 0 K: 1 S: 11 H: 1 LOB: 0 BB: 0 P: 18	R: 0 E: 0 K: 2 S: 12 H: 0 LOB: 1 BB: 1 P: 19	R: 0 E: 0 K: 0 S: 6 H: 1 LOB: 0 BB: 0 P: 8	R: 0 E: 0 K: 1 S: 7 H: 1 LOB: 1 BB: 0 P: 10	R: 1 E: 0 K: 1 S: 13 H: 3 LOB: 1 BB: 0 P: 17	R: 0 E: 0 K: 0 S: 12 H: 0 LOB: 1 BB: 2 P: 22	R: 0 E: 0 K: 0 S: 7 H: 1 LOB: 0 BB: 0 P: 10	R: 0 E: 0 K: 1 S: 9 H: 0 LOB: 0 BB: 0 P: 12	R: 0 E: 0 K: 1 S: 9 H: 0 LOB: 0 BB: 0 P: 13	1B: 4 2B: 2 3B: 0 HR: 2 SF: 0 SAC: 0 DP: 3 HBP: 0						

TOP	
AB	30
R	2
H	7
RBI	2
BB	3
SO	7
LOB	11

WP: 0 PB: 0 SB: 0 CS: 0 PA: 33

PITCHER		IP	WLS	BF	H	R	ER	SO	BB	IBB	HBP	BLK	WP	HR	S	P	ERA	WHIP
47 Trevor Bauer, R ERA: 2.25	(1, 1)	6.0	W	25	7	2	2	5	3	0	0	0	0	2	62	95	3.00	1.667
27 Bryan Shaw, R ERA: 1.57	(7, 1)	2.0	H	5	0	0	0	1	0	0	0	0	0	0	15	21	0.00	0.000
37 Cody Allen, R ERA: 3.5	(9, 1)	1.0		3	0	0	0	1	0	0	0	0	0	0	9	13	0.00	0.000

PITCHER	IP	WLS	BF	H	R	ER	SO	BB	IBB	HBP	BLK	WP	HR	S	P	ERA	WHIP

Detroit Tigers @ Cleveland Indians

Progressive Field, Cleveland, OH

Tue May 20 2014, 7:08 PM - 10:13 PM EDT

Att. 13,924 - Partly Cloudy - 75 F

BOTTOM

Batter	1	2	3	4	5	6	7	8	9	AB	R	H	RBI	BB	SO	LOB
24 Michael Bourn, L (1, 8) OBP: 0.289, SLG: 0.386	F FF 91 B FF 91 X FF 92 1-1 F8 ①	F FF 96 B CH 86 S CH 86 B CH 86 X FF 97 2-2 13 S, 13 1B, 2-H, 2B		B CH 81 F CH 82 X FF 89 1-1 23 L9, 2B		B CH 79 X CH 80 1-0 G4-3 ①		C SL 82 B SL 83 S FF 94 B FF 96 B SL 84 X FF 96 3-2 G1-3 ③		5	1	2	1	0	0	0
13 Asdrúbal Cabrera, S (1, 6) OBP: 0.349, SLG: 0.409	B FF 91 F CH 82 X CH 85 1-1 8, 23 1B, 1B	B FF 94 B CU 81 S SL 82 X CU 81 2-1 2-H, 1B		B FF 91 B CH 83 B CH 85 F FF 93 B FF 92 4-1 BB		T FF 89 B FF 89 B FF 89 X FF 90 2-1 F7 ②				3	1	2	1	1	0	0
23 Michael Brantley, L (1, 7) OBP: 0.362, SLG: 0.515	1 SAFE B FF 91 B FF 91 1 SAFE F FF 92 B CH 85 X FF 93 3-1 8, 1B, 1-2, 1B	X FF 95 0-0 F8 ②		B FF 94 C FF 93 B CU 78 B CH 85 X FF 93 3-1 L9 ①, 2-3		C FF 88 B CU 77 B FF 91 S SL 83 X FF 90 2-2 L8 ③				4	0	1	0	0	0	3
8 Lonnie Chisenhall, L (1, 5) OBP: 0.433, SLG: 0.473	B FF 94 X FF 93 1-0 7, G4-6-3, 1-2, 2-H, 1B	X FF 95 0-0 P6 ③		1 SAFE B CH 85 B FF 93 X CH 84 2-0 F9 ②			B FF 96 B FF 95 F FF 95 F SL 83 X FF 97 2-2 L6 ①			4	0	1	1	0	0	3
7 David Murphy, L (1, 9) OBP: 0.364, SLG: 0.460	B FF 95 B FF 95 X FF 95 2-0 G4-6-3, 1-2f ②③		B FF 90 B FF 90 C FF 91 B FF 90 B FF 91 4-1 33 1B, BB	B FF 94 C FF 94 X CU 79 1-1 L7 ③			X FF 96 0-0 HR			3	1	1	1	1	0	4
41 Carlos Santana, S (1, 10) OBP: 0.308, SLG: 0.277		B CH 83 B FF 92 F FF 92 B FF 92 X FF 92 3-1 1 1B ①	C CH 85 S CU 78 B CU 81 F SL 85 B CH 86 X CH 86 2-2 F8 ①		B FF 90 C FF 90 B SL 83 S FF 90 T FF 91 2-2 K ①		B FF 96 C SL 83 S SL 86 B FF 97 F SL 84 B FF 96 S SL 84 3-3 K ②			4	0	1	0	0	2	1
33 Nick Swisher, S (1, 3) OBP: 0.307, SLG: 0.327		F FF 92 C FF 94 B CU 79 F FF 94 B CH 84 X FF 94 2-2 4, 2B, 2B	F FF 92 1 SAFE 1 SAFE D CU 78 S CH 86 X CU 80 1-2 1-3, 1B		F FF 91 X FF 91 0-1 P5 ②		B SL 83 B FF 97 F FF 96 C FF 96 S SL 84 2-3 K ③			4	1	2	0	0	1	0
10 Yan Gomes, R (1, 2) OBP: 0.324, SLG: 0.482		C SL 85 B FF 95 B FF 95 B FF 95 S SL 86 F FF 96 B FF 96 4-2 4, 2B, BB	C FF 96 B FF 95 D CU 81 F FF 95 F CU 80 S SL 85 2-3 K ②		B FF 92 C FF 91 F FF 92 B SL 83 X SL 83 2-2 2B			B SL 82 F FF 95 F FF 95 B SL 82 X SL 83 2-2 L9 ①		3	1	1	0	1	1	2
4 Mike Aviles, R (1, 4) OBP: 0.296, SLG: 0.380		2 SAFE B FF 96 F SL 86 F SL 87 X SL 87 1-2 24, 2B, 1-H, 2-H, 2B	X FF 94 0-0 G5-3 ③		B FF 91 D SL 85 X FF 92 2-0 P4 ③			C FF 96 F SL 84 F FF 95 B SL 81 S SL 83 1-3 K ②		4	1	1	2	0	1	3
Inning Stats	R: 1 E: 0 K: 0 S: 8 H: 3 LOB: 1 BB: 0 P: 16	R: 4 E: 0 K: 0 S: 19 H: 5 LOB: 1 BB: 1 P: 33	R: 0 E: 0 K: 1 S: 13 H: 1 LOB: 2 BB: 1 P: 22	R: 0 E: 0 K: 0 S: 8 H: 1 LOB: 2 BB: 1 P: 19	R: 0 E: 0 K: 1 S: 9 H: 1 LOB: 1 BB: 0 P: 15	R: 0 E: 0 K: 0 S: 6 H: 0 LOB: 0 BB: 0 P: 11	R: 1 E: 0 K: 2 S: 11 H: 1 LOB: 0 BB: 0 P: 18	R: 0 E: 0 K: 1 S: 10 H: 0 LOB: 0 BB: 0 P: 16		1B: 6 2B: 5 3B: 0 HR: 1	SF: 0 SAC: 0 DP: 1 HBP: 0				

livebaseballscorecards.com

AB	34
R	6
H	12
RBI	6
BB	3
SO	5
LOB	16

WP: 0 PB: 0 SB: 1 CS: 0 PA: 37

PITCHER		IP	WLS	BF	H	R	ER	SO	BB	IBB	HBP	BLK	WP	HR	S	P	ERA	WHIP
35 Justin Verlander, R ERA: 3.55	(1, 1)	6.0	L	30	11	5	5	2	3	0	0	0	0	0	63	116	7.50	2.333
57 Evan Reed, R ERA: 3.0	(7, 1)	2.0		7	1	1	1	3	0	0	0	0	0	1	21	34	4.50	0.500

PITCHER	IP	WLS	BF	H	R	ER	SO	BB	IBB	HBP	BLK	WP	HR	S	P	ERA	WHIP

Batter	1	2	3	4	5	6	7	8	9	10	11	12	13	AB	R	H	RBI	BB	SO	LOB
20 Rajai Davis, R (1, 7) OBP: 0.324, SLG: 0.389	B SI 91 B SI 92 X SI 90 2-0 3 E 24 SF9 1B	B FF 92 C FF 93 F SL 84 S SL 84 1-3 K	S CU 79 D CU 80 X SL 88 1-1 FC6-4 1-2f	B FF 94 B FF 95 B FF 94 C FF 96 S FF 96 X FF 96 3-2 P5	C FF 96 D CU 79 X SL 88 1-1 G4-3	B CH 79 B FF 89 F FF 88 C CH 79 F FF 90 B SL 80 B FF 89 4-2 3 G4-3 BB	B FC 85 X FC 84 1-0 P6			6	1	1	0	1	1	5
3 Ian Kinsler, R (1, 4) OBP: 0.347, SLG: 0.456	B SI 91 1 SAFE F FF 90 C SI 92 X SI 93 1-2 E5 24 SF9 41 1B 1-3	F FF 93 B SL 84 F FF 93 F CH 78 B FF 95 B SL 83 B FF 93 4-2 24 S BB	1 SAFE X FF 92 0-0 F8	C SI 97 S SL 86 S SL 89 0-3 K	B SL 88 B FF 96 B FF 95 C FF 96 X FF 97 3-1 41 FC4 32 BB 41 E 1B	F FF 88 X FF 88 0-1 G4-3 1-2f		B FF 89 X FF 89 1-1 2B			6	2	2	0	1	1	4
24 Miguel Cabrera, R (1, 3) 32 Don Kelly, L (6, PH) (6, 3) OBP: 0.357, SLG: 0.347	C CU 76 S SL 83 D SL 85 X SI 95 1-2 SF9 2-3 3-H	B SL 81 B SL 83 B SI 94 C FF 93 C FF 95 X FF 95 3-2 F9 1-2	C SL 86 B SI 91 B SI 92 B SL 82 B SI 91 4-1 41 2B 14 SF9 BB	S SL 85 1 SAFE B FF 97 B FF 95 B CH 88 F FF 97 F FF 97 F FF 97 B FF 97 4-2 1-2 BB	B FF 95 1 SAFE C FF 95 B FF 95 1 SAFE B FF 94 B FF 96 4-1 41 E 28 1B 1-2 BB	C SL 77 B FF 90 X SL 78 1-1 G3	C FF 88 F FC 85 B FF 89 B FF 89 X FC 86 2-2 P5	1 1 0 1 1 0 1 2 1 0 0 2 0 1								
41 Victor Martinez, S (1, 10) OBP: 0.383, SLG: 0.615	F SI 93 X CH 81 0-1 28 HR 3-H 1B	C CU 76 B CH 79 B CH 79 X FF 93 2-1 HR	C SI 92 D SL 85 D SL 86 F SI 92 X SI 92 2-2 14 SF9 9 2B 1-3 2B	B CH 89 B CH 90 C SL 87 X CH 89 2-1 G6-3	C CU 79 X CU 79 0-1 FC4 28 1B 1-3 2-H	B FF 90 B CH 81 C CH 81 B FF 89 C SL 78 F FF 91 X CH 81 3-2 G4-3	I IN 67 I IN 75 I IN 75 I IN 68 4-0 IBB				6	3	3	2	1	0	3
28 J.D. Martinez, R (1, 9) OBP: 0.333, SLG: 0.489	D SL 85 X SI 93 1-0 1-H HR	B SL 83 F SI 90 B FF 91 S SL 83 B SL 85 F SI 92 B FC 90 4-2 9 CS BB	S SL 86 F SL 85 D SL 83 S SL 82 1-3 K	C SL 83 F SL 83 B SL 84 B CU 79 X FF 94 2-2 G4-3	F SL 89 F SL 91 B FF 95 X CU 80 1-2 3-H 1B	B SL 77 C FF 89 B CH 81 F SL 77 B FF 92 B FF 90 4-2 BB	B FC 85 T FC 85 F FC 86 B FF 92 S FC 86 2-3 K				5	1	2	3	2	2	4
14 Austin Jackson, R (1, 8) OBP: 0.329, SLG: 0.394	C CU 78 B SL 83 X SI 93 1-1 L3	C SL 86 X FF 91 1-1 L9	B SL 83 B SI 92 C SL 85 D SL 82 S SL 85 X SL 84 3-2 SF9 2-3 3-H	C SI 96 S SL 85 B CU 84 C FF 95 1-3	B CH 78 B FF 89 X SI 88 2-0 F9	C SL 79 S FC 92 B FC 91 X SL 80 2-2 P4		X CU 70 0-0 F8			6	0	0	1	0	1	4
9 Nick Castellanos, R (1, 5) OBP: 0.266, SLG: 0.385	X SI 90 0-0 1B	C SL 86 X FF 92 0-1 F9 1-2	C SI 94 B SL 87 S SL 86 B SL 82 X SI 93 2-2 3-H 2B	S SL 83 S SL 86 F SL 84 B FF 95 F CU 80 X FF 95 1-2 29 BB 50 BB 1B	B SI 88 F SI 88 S SI 91 B CH 78 X FF 89 2-2 F9		I FC 85 B CU 74 B FF 91 S FC 85 F FC 86 C FF 89 2-3	B FC 84 F FC 85 S FC 85 F FF 90 C CU 74 1-3	7	0	3	1	0	2	3
50 Bryan Holaday, R (1, 2) OBP: 0.350, SLG: 0.324 13 Alex Avila, L (11, PH) (11, 2) OBP: 0.368, SLG: 0.449	B FF 92 F SI 92 C SL 83 F SL 84 B SI 90 B SL 84 F FF 93 F SI 93 S FF 93 3-3 K	C SL 92 X SL 88 0-1 20 FC6-4 1B	B FF 95 F FF 95 F FF 96 X CU 85 1-2 L4	B FF 96 S SL 84 F FF 95 F SL 87 B CH 87 F SL 86 B SL 85 B FF 96 4-2 29 BB 1-2 BB	S CH 79 S CH 80 B FF 92 X FF 92 X CH 77 1-2 G6-3		S FC 87 B CU 75 C FF 91 F FF 92 B CU 75 S FC 88 2-3 K	X FC 87 0-0 HR	4	0	1	0	1	1	4
29 Danny Worth, R (1, 6) OBP: 0.250, SLG: 0.242		F SI 91 F SI 93 X SL 83 0-2 G2-3	B FF 91 B SL 88 1 SAFE S SL 88 F SL 88 F CU 80 T SL 89 2-2 K	S FF 94 C FF 94 S SL 85 0-3 K 32 BB	B SL 89 B FF 96 B FF 96 B FF 95 4-0 1-2 2-3 BB	B FF 88 X FF 88 1-0 F9	B FF 91 S FF 90 B FC 86 C FC 85 F CU 76 F FC 86 S FF 92 2-3 K	B FF 90 F FF 88 C FC 83 C CU 75 1-3 K	6	0	0	0	1	4	1
Inning Stats	R: 4 E: 1 K: 1 S: 19 H: 4 LOB: 1 BB: 0 P: 28	R: 0 E: 0 K: 1 S: 12 H: 0 LOB: 1 BB: 1 P: 20	R: 1 E: 0 K: 0 S: 9 H: 1 LOB: 0 BB: 1 P: 16	R: 0 E: 0 K: 1 S: 9 H: 1 LOB: 1 BB: 0 P: 12	R: 2 E: 0 K: 1 S: 16 H: 2 LOB: 1 BB: 1 P: 29	R: 0 E: 0 K: 2 S: 15 H: 0 LOB: 2 BB: 1 P: 24	R: 0 E: 0 K: 1 S: 17 H: 1 LOB: 3 BB: 2 P: 30	R: 2 E: 1 K: 0 S: 16 H: 2 LOB: 2 BB: 1 P: 29	R: 0 E: 0 K: 0 S: 6 H: 0 LOB: 0 BB: 1 P: 11	R: 0 E: 0 K: 0 S: 11 H: 0 LOB: 1 BB: 1 P: 21	R: 0 E: 0 K: 3 S: 13 H: 0 LOB: 0 BB: 0 P: 19	R: 0 E: 0 K: 1 S: 9 H: 1 LOB: 2 BB: 1 P: 19	R: 1 E: 0 K: 2 S: 9 H: 1 LOB: 0 BB: 0 P: 11	1B: 7 2B: 3 3B: 0 HR: 3 SF: 2 SAC: 0 DP: 1 HBP: 0	WP: 0 PB: 1 SB: 1 CS: 1 PA: 63							

PITCHER		IP	WLS	BF	H	R	ER	SO	BB	IBB	HBP	BLK	WP	HR	S	P	ERA	WHIP
34 Zach McAllister, R ERA: 5.89	(1, 1)	2.0		14	5	5	4	2	2	0	0	0	0	2	36	59	18.00	3.500
48 Scott Atchison, R ERA: 1.29	(3, 1)	2.0		6	1	0	0	1	0	0	0	0	0	0	13	17	0.00	0.500
35 Marc Rzepczynski, L ERA: 3.38	(5, 1)	0.2	B	5	2	2	2	1	1	0	0	0	0	0	13	25	27.00	4.500
59 Carlos Carrasco, R ERA: 5.67	(5, 1)	2.0		10	1	0	0	3	2	0	0	0	0	0	33	51	0.00	1.500
44 John Axford, R ERA: 4.42	(7, 1)	0.1		6	2	2	1	0	2	0	0	0	0	0	10	23	27.00	12.000
88 Josh Outman, L ERA: 3.14	(8, 1)	1.0		3	0	0	0	0	0	0	0	0	0	0	8	13	0.00	0.000
57 Kyle Crockett, L ERA: 2.08	(9, 1)	1.2		6	0	0	0	0	2	0	0	0	0	0	14	27	0.00	1.200
27 Bryan Shaw, R ERA: 1.54	(10, 1)	0.1		1	0	0	0	0	0	0	0	0	0	0	3	5	0.00	0.000
43 Josh Tomlin, R ERA: 2.91	(11, 1)	3.0	W	12	2	1	1	6	0	1	0	0	0	1	31	49	3.00	0.667

TOP

Detroit Tigers @ Cleveland Indians

Progressive Field, Cleveland, OH

Wed May 21 2014, 12:08 PM - 5:24 PM EDT

Att. 19,228 - Partly Cloudy - 74 F

livebaseballscorecards.com

AB	51
R	10
H	13
RBI	9
BB	10
SO	13
LOB	30

Batter	1	2	3	4	5	6	7	8	9	10	11	12	13	AB	R	H	RBI	BB	SO	LOB
24 Michael Bourn, L (1, 8) OBP: 0.299, SLG: 0.400	B FF 90 X FF 90 1-0 23 WP 7 SF7 2B	C CH 85 X CU 79 0-1 13 G3 23 1B 1B	C FF 91 F CU 77 F CU 77 F FF 93 B CU 77 S CH 84 1-3 ② K	B FF 90 C CH 82 B CH 83 X FF 92 2-1 13 G4-6-3 1B	C FF 93 F CU 81 B FF 95 B FF 95 X SL 86 2-2 ③ G3-1	B CU 78 X FF 93 1-0 ②③ F7-2 3-H	B FF 93 X FF 93 1-0 ① SH5-4 1-2	6	2	3	0	0	1	2
13 Asdrúbal Cabrera, S (1, 6) OBP: 0.347, SLG: 0.400	X FF 92 0-0 23 WP 1B	F CU 78 X CU 79 0-1 ② G3 1-2 2-3	C FF 93 F CU 76 X CH 85 0-2 ③ G3-1	F FF 91 1 SAFE F FF 92 1 SAFE 1 SAFE B FF 93 B CU 78 X FF 92 2-2 ①② G4-6-3 1-2f	B FF 91 C FF 91 X CU 81 1-1 ① F9	C FF 90 F FF 92 F CU 79 B CH 83 X CU 77 1-2 ① G4-3	D CH 82 B FF 93 C FF 93 H SI 93 3-1 7 G6-3 9 BLK 23 1B HBP	6	1	1	0	0	0	3
23 Michael Brantley, L (1, 7) OBP: 0.370, SLG: 0.523	B FF 92 B CH 83 B FF 92 X FF 92 3-0 ① L4 1-2 2-3	B CH 84 C CU 79 B FF 93 X FF 94 2-1 7 S 7 2B 2-H 3-H 1B	B CU 77 X FF 92 1-0 ① F7	X FF 92 0-0 2B	B FF 91 C FF 91 F FF 91 F SL 87 X SL 86 0-2 7 S 7 HR 1B	C FF 93 C CU 78 S CU 75 F FF 95 X CU 80 1-2 ② F9	X SL 81 0-0 9 BLK 7 G6-3 1-2 2-H 1B	7	2	4	3	0	0	2
7 David Murphy, L (1, 9) OBP: 0.360, SLG: 0.483	S CH 84 C CU 78 F FF 95 X CU 78 0-2 ② SF7 3-H	I SAFE B FF 93 C CH 85 B FF 93 X CH 84 2-1 33 1B 1-H 2B	C FF 90 X FF 90 0-1 ② F9	B CU 82 X CU 82 1-0 1-H HR	F CU 77 F CU 79 T FF 94 0-2 ③ K	C FF 95 C FF 95 B FF 95 X FF 95 1-2 ② G6-3 1-2 2-3	6	2	2	4	0	1	3
33 Nick Swisher, S (1, 3) 1 Justin Sellers, R (12, PR) (13, 4) 10 Yan Gomes, R (13, PH) OBP: 0.329, SLG: 0.482	B CH 85 B CU 77 S FF 94 F CH 87 B FF 93 B CU 79 4-2 BB	F CU 79 B FF 93 S CH 85 X CU 79 1-2 25 BB 2-H 1B	C CU 76 B CH 83 F CU 76 S CH 84 1-3 ① K	B FF 90 F FF 91 C FF 92 B CH 84 T CH 84 2-2 ③ K	C FF 93 C CU 83 C FF 92 0-3 ② K	B SL 93 B CH 85 B SI 94 B SI 95 4-0 9 G6-4-3 BB	B SL 84 B SL 84 I IN 68 I IN 75 4-0 9 BLK IBB	4	0	1	1	2	3	0
25 Jason Giambi, L (1, 10) OBP: 0.188, SLG: 0.071 9 Ryan Raburn, R (12, PH) OBP: 0.266, SLG: 0.229 (13, 10)	X FF 94 0-0 ③ F7	B CH 84 S CH 85 B FF 94 C CH 85 B FF 94 F CH 85 B FF 94 4-2 1-2 BB	C FF 91 X CH 84 0-1 41 WP 1B	B FF 95 B CH 83 C CH 84 C FF 93 F FF 94 F CU 78 S CH 84 2-3 ② K	B FF 93 B SI 92 B CH 87 C FF 92 X FF 92 3-1 ③ F7	X FF 94 0-0 ①② G6-4-3 1-2f	B SI 92 1-0 BLK 1-2 2-3 3-H	4	0	1	0	1	1	2
41 Carlos Santana, S (1, 2) OBP: 0.303, SLG: 0.268	F7	F7	C CU 76 C FF 93 B CH 84 S CH 86 1-3 ① K 1-2	B FF 95 B CH 83 C CH 84 C FF 93 F FF 94 F CU 78 S CH 84 2-3 ② K X FF 93 0-0 ③ F9	B FF 90 X FF 90 1-0 ① P4	B FF 94 F FF 94 B CH 85 B CH 86 B SI 95 4-1 BB	5	0	0	0	1	1	3
8 Lonnie Chisenhall, L (1, 5) OBP: 0.436, SLG: 0.510 (13, 3)	F CH 83 F FF 93 X SL 87 0-2 4 2B 2B	B FF 89 B CH 81 X FF 90 2-0 HR	C CU 77 B FF 92 X FF 93 1-1 ② F8	B CU 77 C FF 92 B CU 79 B SL 84 C FF 91 X FF 94 3-2 ① F8	B FF 92 B FF 92 B FF 93 B FF 94 4-0 4 1B 24 F7-2 BB	S FF 96 C FF 95 1 SAFE S FF 95 0-3 ③ K	5	2	2	1	1	1	2
4 Mike Aviles, R (1, 4) OBP: 0.306, SLG: 0.395 (13, 5)	C SL 85 B FF 94 X SL 86 1-1 13 G3 23 1B 2-H 2B	B FF 92 B SL 83 X FF 91 2-0 ① F8	C CU 76 X FF 94 0-1 ③ G6-3	B SL 85 C SL 84 T CU 81 T FF 96 1-2 ② K	B FF 91 B FF 90 B FF 90 C FF 90 C FF 90 X FF 91 3-2 1-3 1B	C FF 94 C CH 85 F FF 93 B SI 92 X SL 80 1-2 24 SH5-4 23 1B 1B	6	2	3	1	0	1	1
Inning Stats	R: 1 E: 0 K: 0 S: 10 H: 2 LOB: 2 BB: 1 P: 18	R: 5 E: 0 K: 0 S: 26 H: 6 LOB: 2 BB: 1 P: 37	R: 1 E: 0 K: 1 S: 10 H: 1 LOB: 0 BB: 0 P: 15	R: 0 E: 0 K: 1 S: 6 H: 0 LOB: 0 BB: 0 P: 9	R: 0 E: 0 K: 1 S: 9 H: 1 LOB: 1 BB: 0 P: 11	R: 0 E: 0 K: 0 S: 7 H: 2 LOB: 1 BB: 0 P: 11	R: 0 E: 0 K: 2 S: 9 H: 0 LOB: 0 BB: 0 P: 12	R: 0 E: 0 K: 1 S: 9 H: 0 LOB: 0 BB: 0 P: 15	R: 2 E: 0 K: 1 S: 12 H: 2 LOB: 0 BB: 0 P: 17	R: 0 E: 0 K: 0 S: 5 H: 1 LOB: 1 BB: 1 P: 14	R: 0 E: 0 K: 1 S: 11 H: 0 LOB: 0 BB: 0 P: 13	R: 0 E: 0 K: 1 S: 5 H: 0 LOB: 1 BB: 2 P: 13	R: 2 E: 0 K: 1 S: 10 H: 2 LOB: 2 BB: 1 P: 21	1B: 10 2B: 6 3B: 0 HR: 2 SF: 1 SAC: 1 DP: 3 HBP: 1	WP: 2 PB: 0 SB: 2 CS: 0 PA: 60						

PITCHER		IP	WLS	BF	H	R	ER	SO	BB	IBB	HBP	BLK	WP	HR	S	P	ERA	WHIP
37 Max Scherzer, R ERA: 2.59	(1, 1)	7.0		34	12	7	7	5	2	0	0	0	2	1	77	113	9.00	2.000
44 Joba Chamberlain, R ERA: 3.2	(8, 1)	1.0	H	3	0	0	0	1	0	0	0	0	0	0	9	15	0.00	0.000
36 Joe Nathan, R ERA: 4.08	(9, 1)	1.0	B	5	2	2	2	1	0	0	0	0	0	1	12	17	18.00	2.000
46 Ian Krol, L ERA: 1.62	(10, 1)	2.0		7	1	0	0	1	1	0	0	0	0	0	16	27	0.00	1.000
40 Phil Coke, L ERA: 7.43	(12, 1)	1.2	L	9	2	2	2	1	2	0	1	0	0	0	15	29	10.80	2.400

PITCHER		IP	WLS	BF	H	R	ER	SO	BB	IBB	HBP	BLK	WP	HR	S	P	ERA	WHIP
62 Al Alburquerque, R ERA: 4.0	(13, 1)	0.0		2	0	0	0	0	0	1	0	1	0	0	0	5	∞	∞

BOTTOM

Detroit Tigers @ Cleveland Indians

Progressive Field, Cleveland, OH

Wed May 21 2014, 12:08 PM - 5:24 PM EDT

Att. 19,228 - Partly Cloudy - 74 F

livebaseballscorecards.com

AB	51
R	11
H	17
RBI	10
BB	6
SO	10
LOB	21

Batter	1	2	3	4	5	6	7	8	9	10	11	12	13	AB	R	H	RBI	BB	SO	LOB
24 Michael Bourn, L OBP: 0.308, SLG: 0.405 (1, 8)	B FF 92 X FF 91 1-0 G1-3		C FF 92 S SL 83 X SL 83 0-2 23 3B 1B		C SL 82 X SL 82 0-1 G1-3		X SL 88 0-0 1-3 1B			C SI 92 B SL 81 C SI 93 B SL 82 B SI 94 X SI 94 3-2 23 G4-3 1 SH3-4 1B		B SL 82 C FF 90 F SL 82 X FF 90 1-2 F7		6	1	3	0	0	0	0
13 Asdrúbal Cabrera, S OBP: 0.340, SLG: 0.391 (1, 6) 1 Justin Sellers, R (9, 6)	S FF 92 C FF 92 F FF 95 B SL 84 X FF 93 1-2 G6-3		X CH 86 0-0 F9			B FF 91 X FF 90 1-0 G5-3	X FF 89 0-0 F7			L SI 94 1 SAFE X SI 94 0-1 SH3-4 1-2			B FC 88 X FC 87 1-0 P4	4 1	0 0	0 0	0 0	0 0	0 0	3 0
23 Michael Brantley, L OBP: 0.369, SLG: 0.528 (1, 7)	C FF 93 F FF 93 D SL 84 F FF 94 F FF 93 X SL 84 1-2 G3		C FF 91 X FF 92 0-1 9 WP 1-H 3B			X SL 81 0-0 G4-3		F FF 89 L SL 81 B FF 90 B CU 77 S SL 84 2-3 K		C SI 94 X SI 95 0-1 G4-3 2-3			C SI 90 X CU 78 0-1 33 BB 8 1B 41 2B 1B	6	2	2	1	0	1	1
9 Ryan Raburn, R OBP: 0.268, SLG: 0.267 (1, 10) 8 Lonnie Chisenhall, L (8, PH) OBP: 0.442, SLG: 0.545 (8, 10)		C FF 92 C FF 92 B FF 92 B CU 78 X FF 93 2-2 HR	C CH 87 S CU 77 F SL 84 B CU 77 B SL 82 S CH 84 2-3 K 3-H			B FF 93 C CH 86 X FF 92 1-1 G6-3		B SL 79 C SL 79 S FF 87 F FF 87 B FF 88 F FF 88 X SL 78 2-2 HR		B SI 95 F SI 94 D SI 95 X SI 94 2-1 L1-3			X SI 89 0-0 33 BB 41 2B 1-2 1B	3 3	1 2	1 2	1 1	0 0	1 0	0 1
33 Nick Swisher, S OBP: 0.313, SLG: 0.322 (1, 3)		B CH 87 B CH 87 C FF 93 B FF 94 X FF 93 3-1 L8	F CH 83 X FF 91 0-1 10 G4-6-3 1B		C FF 90 B CH 84 F FF 91 B SI 90 X CU 74 2-2 G6-3	B SL 78 B SL 79 C SI 86 F FF 87 F SL 79 S FF 87 2-3 K			C FF 89 C FF 91 C FF 91 0-3 K		B CH 85 B CH 84 B SI 90 C SI 89 B SI 90 4-1 41 2B 1-2 2-3 BB	5	0	1	0	1	2	0
10 Yan Gomes, R OBP: 0.329, SLG: 0.476 (1, 2)		C FF 93 B CH 87 B FF 92 X FF 93 2-1 41 G5-3 1B	C SI 90 S FF 89 B SI 91 D CH 83 X SI 90 2-2 G4-6-3 1-2f		C FF 91 X CH 85 0-1 41 1B 7 G4-3 1B	B SL 80 S SL 79 F FF 88 B FF 88 B SI 85 S SL 79 3-3 K			B FC 86 C FF 89 C FF 91 B FF 90 X SL 83 2-2 G5-3	B SI 90 C FF 89 X SI 90 1-1 F9	6	1	2	0	0	1	4
41 Carlos Santana, S OBP: 0.304, SLG: 0.276 (1, 5)		B FF 90 X FF 91 1-0 G5-3 1-2	X FF 92 0-0 F9		X SI 90 0-0 7 G4-3 4 1B 1-3 1B		C FF 94 S SI 95 B FF 95 S SI 95 1-3 K		C SL 83 B FF 90 X FF 90 1-1 G4-3		C CH 85 B SI 90 S SI 91 X CH 86 1-2 1-3 2-H 3-H 2B	6	1	2	2	0	1	1
7 David Murphy, L OBP: 0.353, SLG: 0.466 (1, 9)		C FF 92 X CU 78 0-2 G1		F FF 91 B SL 81 B SL 82 X FF 90 2-1 L8	X FF 90 0-0 G4-3 1-2 3-H		B SL 82 C FF 95 B SI 95 S SI 95 S SI 95 S SL 85 2-3 K		B FF 86 B FC 89 C SL 83 X SL 82 2-1 P5	C SI 91 B CU 78 B CU 79 C SI 90 B SI 91 B SI 89 4-2 4 FC5-4 BB	5	0	0	1	1	1	2
4 Mike Aviles, R OBP: 0.299, SLG: 0.383 (1, 4)			C FF 92 B CH 85 F FF 92 F FF 92 F FF 91 F FF 92 X CH 84 1-2 F7	F FF 91 F FF 91 B FF 92 F CU 77 F SL 82 F FF 91 X FF 93 1-2 L3	B FF 90 S CH 82 S CH 84 X CH 83 1-2 24 1B 2-H 1B		B SL 82 S SI 95 S SI 94 X SL 83 1-2 P2		F FF 90 F SL 83 F FF 89 X SL 84 0-2 G5-3	F SI 89 B CU 76 X CH 86 1-1 FC5-4 1-2f	6	0	1	1	0	0	3
Inning Stats	R: 0 E: 0 K: 0 S: 10 H: 0 LOB: 0 BB: 0 P: 13	R: 1 E: 0 K: 0 S: 11 H: 2 LOB: 1 BB: 0 P: 19	R: 2 E: 0 K: 1 S: 16 H: 2 LOB: 0 BB: 0 P: 19	R: 0 E: 0 K: 0 S: 6 H: 1 LOB: 0 BB: 0 P: 8	R: 0 E: 0 K: 0 S: 11 H: 0 LOB: 0 BB: 0 P: 14	R: 0 E: 0 K: 0 S: 4 H: 0 LOB: 0 BB: 0 P: 6	R: 2 E: 0 K: 0 S: 12 H: 4 LOB: 2 BB: 0 P: 15	R: 1 E: 0 K: 3 S: 15 H: 1 LOB: 0 BB: 0 P: 24	R: 0 E: 0 K: 2 S: 9 H: 0 LOB: 0 BB: 0 P: 13	R: 0 E: 0 K: 0 S: 9 H: 1 LOB: 1 BB: 0 P: 14	R: 0 E: 0 K: 1 S: 8 H: 0 LOB: 0 BB: 0 P: 11	R: 0 E: 0 K: 0 S: 9 H: 0 LOB: 0 BB: 0 P: 12	R: 2 E: 0 K: 0 S: 14 H: 3 LOB: 3 BB: 2 P: 26	1B: 10 2B: 1 3B: 1 HR: 2 SF: 0 SAC: 1 DP: 1 HBP: 0						

PITCHER		IP	WLS	BF	H	R	ER	SO	BB	IBB	HBP	BLK	WP	HR	S	P	ERA	WHIP
16 Wei-Yin Chen, L ERA: 4.08	(1, 1)	6.2		27	8	5	5	1	0	0	0	0	1	1	68	92	6.75	1.200
17 Brian Matusz, L ERA: 3.0	(7, 1)	0.2		3	1	0	0	1	0	0	0	0	0	0	5	7	0.00	1.500
56 Darren O'Day, R ERA: 1.0	(8, 1)	0.2	B	3	1	1	1	2	0	0	0	0	0	1	12	19	13.50	1.500
53 Zack Britton, L ERA: 0.7	(9, 1)	2.0		7	1	0	0	2	0	0	0	0	0	0	18	27	0.00	0.500
63 Preston Guilmet, R ERA:	(11, 1)	2.1		7	0	0	0	1	0	0	0	0	0	0	18	25	0.00	0.000

PITCHER		IP	WLS	BF	H	R	ER	SO	BB	IBB	HBP	BLK	WP	HR	S	P	ERA	WHIP
40 Troy Patton, L ERA: 8.1	(13, 1)	0.2	L	7	3	2	2	0	2	0	0	0	0	0	13	24	27.00	7.500

TOP

Cleveland Indians @ Baltimore Orioles

Oriole Park at Camden Yards, Baltimore, MD

Thu May 22 2014, 7:08 PM - 11:29 PM EDT

Att. 18,894 - Cloudy - 81 F

livebaseballscorecards.com

AB	51
R	8
H	14
RBI	7
BB	2
SO	7
LOB	15

WP: 1 PB: 0 SB: 0 CS: 0 PA: 54

Cleveland Indians @ Baltimore Orioles

Oriole Park at Camden Yards, Baltimore, MD

Thu May 22 2014, 7:08 PM - 11:29 PM EDT

Att. 18,894 - Cloudy - 81 F

livebaseballscorecards.com

Batter	1	2	3	4	5	6	7	8	9	10	11	12	13	AB	R	H	RBI	BB	SO	LOB
21 Nick Markakis, L (1, 9) OBP: 0.348, SLG: 0.383	C FF 89 B SI 90 F SI 89 X FF 92 1-2 13 G6-4-3 1B		B SI 89 X FF 91 1-0 G5-3		C SI 88 D SL 79 X FF 90 1-1 L3	1 SAFE B SL 85 1-0 CS 1-2	C SL 86 F FF 93 S SL 84 0-3 K	C FF 96 X KC 85 0-1 G4-3		B FF 93 B FF 93 C FF 93 C FF 94 C FF 95 2-3 K			X CU 78 0-0 HR	7	1	2	1	0	2	5
13 Manny Machado, R (1, 5) OBP: 0.270, SLG: 0.277 6 Jonathan Schoop, R (12, 4) OBP: 0.266, SLG: 0.344	L SI 88 B SI 90 X SI 89 1-1 G6-4-3 1-2f			B SL 79 F SI 88 X SI 90 1-1 10 FC6-4 1B		B SI 88 X FF 91 1-0 L8	B SL 86 X SL 86 1-0 E6 10 E 10 FC5 23 SF8		C FF 95 B KC 85 X KC 86 1-1 F9		F SI 87 F SI 88 F SI 82 B FF 90 F CH 79 F SL 83 B FF 91 F SI 88 S SL 84 2-3 K		X SL 88 0-0 F8	6	1	1	0	0	1	1
10 Adam Jones, R (1, 8) OBP: 0.305, SLG: 0.434	B SI 91 B SI 88 F SI 88 F FF 92 F SL 82 B SI 92 X SI 89 3-2 G6-3			L SI 90 C SL 81 B SI 90 B SL 82 B SI 89 F SI 86 X SI 86 3-2 FC6-4 19 F8 1-2f		B SL 81 C SI 87 X SL 79 1-1 23 WP 45 1B 2B	F SL 87 B SL 86 B FF 94 F FF 93 X SL 84 2-2 FC5 23 SF8 1-3		B FF 96 F FF 95 S KC 86 X KC 86 1-2 19 WP 1B		B FF 90 B SI 88 B SI 88 C FF 88 S FF 89 F SL 83 X FF 89 3-2 19 G3-5-3 1B		S SL 88 C FF 93 B SL 88 B SL 90 X SL 88 2-2 L7	7	1	3	0	0	0	2
19 Chris Davis, L (1, 3) OBP: 0.382, SLG: 0.462		B FF 92 X FF 92 1-0 L9		C FF 91 X FF 92 0-1 F8 1-2		C SL 78 F SI 88 C SL 82 0-3 K	I I IN 55 I IN 54 I IN 52 4-0 IBB	F FF 96 B FF 95 B FF 95 F KC 86 S KC 86 2-3 K 1-2		X SL 81 0-0 G3-5-3 1-2f			5	0	0	0	1	2	4
23 Nelson Cruz, R (1, 10) OBP: 0.352, SLG: 0.576		C FF 94 B SL 81 B SL 81 X SI 91 2-1 45 G4-6-3 1B		X SL 78 0-0 F8		F SI 90 B SI 89 B SL 80 B SI 87 F SI 86 B SL 80 4-2 45 1B 2 1B 2-3 BB	F SL 86 X SL 83 0-1 SF8 2-3 3-H	I I IN 62 I IN 64 I IN 61 4-0 IBB			B FF 89 B SI 88 B FF 90 C FF 88 B FF 88 4-1 45 FC1-6 BB		2	1	1	1	3	0	1
45 Steve Clevenger, L (1, 2) OBP: 0.307, SLG: 0.391	B SI 89 B SI 90 X SI 89 2-0 G4-6-3 1-2f		B SI 87 B SI 87 B FF 88 B FF 88 4-0 3 HBP 2 HBP 9 G1-2-3 BB			S SI 86 C SI 87 B SI 89 X SI 87 1-2 2 1B 3 HR 1-3 3-H 1B	X SL 81 0-0 G4-3	S KC 85 C KC 84 S FF 95 0-3 K			X SL 81 0-0 FC1-6 2 FC5-4 1-2f	5	1	1	1	1	1	6
2 J.J. Hardy, R (1, 6) OBP: 0.303, SLG: 0.347			C FF 92 B FF 93 S SI 89 X SL 81 1-2 G6-3		C SI 88 B SI 89 C SL 81 H SI 88 2-2 9 G1-2-3 3 HBP 1-2 HBP	B FF 90 C SI 87 X SI 85 1-1 3 HR 1-2 3-H 1B	C SI 88 B SL 84 S SL 83 B SL 81 X SL 85 2-2 1B		C FF 93 C SL 87 B SL 90 F CU 77 B CU 78 F FF 94 T FF 94 2-2 K		B SL 81 B SI 89 X SI 88 2-0 FC5-4 1-2f	5	1	2	1	0	1	1
3 Ryan Flaherty, L (1, 4) OBP: 0.281, SLG: 0.299 (12, 5)		X FF 90 0-0 2B		H SL 79 1-0 9 G1-2-3 1-2 2-3 HBP		F SI 86 B SL 77 B SI 87 X FF 89 2-1 1-H 2-H HR	C SL 82 L SL 83 L SL 82 0-3 K			B FF 93 B FF 94 F FF 93 X FF 94 2-1 F7		B SL 82 C SL 81 F SL 81 1 SAFE S SL 83 1-3 K	5	1	2	3	0	2	2
9 David Lough, L (1, 7) OBP: 0.236, SLG: 0.220 28 Steve Pearce, R (8, PH) OBP: 0.339, SLG: 0.519 (9, 7)		C SI 87 D FF 91 S SI 88 F SI 88 S SI 89 1-3 K		D SI 87 S SI 85 B SI 85 X SI 86 2-1 G1-2-3 1-2 2-3 3-Hf		B SI 86 B FF 87 C FF 88 F SI 86 B SI 87 F SI 85 B FF 88 4-2 21 CS BB	S KC 84 B KC 86 X FF 95 1-1 P5		C SL 89 B CU 79 X SL 90 1-1 1B			C SL 87 B FF 92 B SL 87 B SL 87 X FF 92 3-1 F7	2 3	0 1	0 0	0 0	1 0	1 0	4 1
Inning Stats	R: 0 E: 0 K: 0 S: 9 H: 1 LOB: 0 BB: 0 P: 14	R: 0 E: 0 K: 0 S: 4 H: 1 LOB: 0 BB: 0 P: 9	R: 0 E: 0 K: 1 S: 9 H: 1 LOB: 0 BB: 0 P: 12	R: 0 E: 0 K: 0 S: 9 H: 1 LOB: 1 BB: 1 P: 13	R: 0 E: 0 K: 0 S: 6 H: 0 LOB: 2 BB: 1 P: 16	R: 5 E: 0 K: 1 S: 18 H: 4 LOB: 0 BB: 2 P: 33	R: 1 E: 2 K: 1 S: 10 H: 0 LOB: 2 BB: 1 P: 17	R: 0 E: 0 K: 1 S: 10 H: 1 LOB: 1 BB: 0 P: 13	R: 0 E: 0 K: 2 S: 11 H: 1 LOB: 2 BB: 1 P: 19	R: 0 E: 0 K: 2 S: 12 H: 1 LOB: 1 BB: 0 P: 19	R: 0 E: 0 K: 1 S: 12 H: 1 LOB: 0 BB: 0 P: 17	R: 0 E: 0 K: 1 S: 6 H: 0 LOB: 1 BB: 1 P: 13	R: 1 E: 0 K: 0 S: 7 H: 1 LOB: 0 BB: 0 P: 12	1B: 9 2B: 2 3B: 0 HR: 2 SF: 1 SAC: 0 DP: 4 HBP: 2	PA: 58						

BOTTOM

AB	48
R	7
H	13
RBI	7
BB	6
SO	10
LOB	27

PITCHER		IP	WLS	BF	H	R	ER	SO	BB	IBB	HBP	BLK	WP	HR	S	P	ERA	WHIP
63 Justin Masterson, R ERA: 5.32	(1, 1)	5.2		27	8	5	5	2	3	0	2	0	1	1	55	96	7.94	1.941
54 Mark Lowe, R ERA:	(6, 1)	1.0		5	0	1	0	1	0	1	0	0	0	0	9	17	0.00	0.000
35 Marc Rzepczynski, L ERA: 3.24	(7, 1)	0.2		3	1	0	0	1	0	0	0	0	0	0	7	9	0.00	1.500
37 Cody Allen, R ERA: 3.2	(8, 1)	1.2		7	1	0	0	2	0	1	0	0	1	0	15	24	0.00	0.600
44 John Axford, R ERA: 4.19	(10, 1)	1.0		4	1	0	0	2	0	0	0	0	0	0	12	19	0.00	1.000

PITCHER		IP	WLS	BF	H	R	ER	SO	BB	IBB	HBP	BLK	WP	HR	S	P	ERA	WHIP
88 Josh Outman, L ERA: 2.76	(11, 1)	2.0	W	7	1	0	0	2	1	0	0	0	0	0	18	30	0.00	1.000
48 Scott Atchison, R ERA: 1.64	(13, 1)	1.0	S	4	1	1	1	0	0	0	0	0	0	1	7	12	9.00	1.000

Cleveland Indians @ Baltimore Orioles

Oriole Park at Camden Yards, Baltimore, MD

Fri May 23 2014, 7:10 PM - 9:51 PM EDT

Att. 39,602 - Partly Cloudy - 73 F

TOP

livebaseballscorecards.com

Batter	1	2	3	4	5	6	7	8	9	AB	R	H	RBI	BB	SO	LOB
24 Michael Bourn, L (1, 8) OBP: 0.321, SLG: 0.406	B FF 91 B FF 91 C FF 92 B FF 92 C FF 92 F FF 93 B FF 94 4-2 23 S BB		C FF 92 B FF 92 F SL 84 X FF 94 1-2 4 FC6-4 1B	1 SAFE C SL 85 B SL 82 B FF 92 2-1 ③ CS 1-2	X CH 85 0-0 ① B2-3		B SI 89 S SL 85 C SI 89 F SL 83 B SI 90 B SI 89 F SI 89 B SI 89 4-2 4 G5-4-3 BB			2	0	1	0	2	0	0
4 Mike Aviles, R (1, 4) OBP: 0.290, SLG: 0.371	C FF 93 B SL 84 S SL 86 S FF 93 1-3 ① K		X SL 86 0-0 ③ FC6-4 1-2f		C FF 92 B FF 93 C FF 93 S SL 84 1-3 ② K		C SI 88 X CH 82 0-1 ②③ G5-4-3 1-2f			4	0	0	0	0	2	3
23 Michael Brantley, L (1, 7) OBP: 0.366, SLG: 0.522	1 SAFE C SI 93 F FF 94 F FF 95 B SL 85 F SL 86 B FF 94 F SL 86 B FF 93 3-3 ② S SL 88 K 1-2			C CH 84 C SI 92 B SI 93 X SL 83 1-2 8 2B 1B	S CH 88 X CH 87 0-1 ③ G4-3			B FF 88 C FF 88 X CU 76 1-1 ① F8		4	1	1	0	0	1	1
8 Lonnie Chisenhall, L (1, 5) OBP: 0.444, SLG: 0.562	F FF 92 F SI 93 B FF 93 X SL 86 1-2 ③ F7			C SI 93 B FF 93 F SI 93 F SL 88 F FF 94 X SL 86 1-2 7 G6-3 25 HR 1-H 2B		S SL 84 B FF 92 F FF 92 X FF 92 1-2 7 F9 2B		C SL 83 B FF 89 X SL 83 1-1 ② F7		4	1	2	1	0	0	1
7 David Murphy, L (1, 9) OBP: 0.345, SLG: 0.454		C FF 92 B CH 86 B FF 93 C SI 92 X SL 85 2-2 ① G6-3		X SI 93 0-0 ① G6-3 2-3		C FF 92 B FF 91 B SI 92 X FF 92 2-1 ① F9 2-3		X FF 89 0-0 ③ F7		4	0	0	0	0	0	2
41 Carlos Santana, S (1, 3) OBP: 0.308, SLG: 0.283		C FF 93 S CH 87 S FF 94 0-3 ② K		D SL 86 B SI 94 B SI 95 T SL 84 B SI 94 4-1 25 HR BB		F CH 87 S SL 88 F SL 89 F FF 94 B FF 94 B FF 93 B SL 90 F SL 89 T SL 86 3-2 ② K			B SL 87 X FF 88 1-0 9 F9 2B	3	1	1	0	1	2	1
25 Jason Giambi, L (1, 10) OBP: 0.263, SLG: 0.313 9 Ryan Raburn, R (9, PH) OBP: 0.265, SLG: 0.264		F FF 94 B FF 93 X FF 94 1-1 ③ G4-3		C FF 94 X SI 94 0-1 1-H 3-H HR		I IN 66 I IN 66 I IN 66 I IN 69 4-0 IBB			F SI 85 X SL 78 0-1 ① F9 2-3	2 1	1 0	1 0	3 0	1 0	0 0	0 1
10 Yan Gomes, R (1, 2) OBP: 0.321, SLG: 0.463			B SL 85 F FF 93 S SL 86 B FF 93 F SL 86 F SL 87 X FF 93 2-2 ① F9	B SL 84 B SL 86 B FF 93 C FF 93 F SL 88 C FF 94 3-3 ② K		B SL 85 X SI 94 1-0 ③ L9			C SI 86 B FF 87 X SI 86 1-1 ② G1-3	4	0	0	0	0	1	3
1 Justin Sellers, R (1, 6) OBP: 0.200, SLG: 0.200			X FF 93 0-0 ② F8	C SI 92 S SL 84 B SL 84 F SL 84 X FF 93 1-2 24 CS 1B			T SI 89 X FF 91 0-1 ① F9		C SL 79 B FF 87 S SL 79 B SL 78 F FF 87 B SL 78 S SL 77 3-3 ③ K	4	0	1	0	0	1	1

	AB	32
	R	4
	H	7
	RBI	4
	BB	4
	SO	7
	LOB	13

Inning Stats	1	2	3	4	5	6	7	8	9
	R: 0 E: 0 K: 2 S: 15 H: 0 LOB: 1 BB: 1 P: 24	R: 0 E: 0 K: 1 S: 8 H: 0 LOB: 0 BB: 0 P: 11	R: 0 E: 0 K: 0 S: 10 H: 1 LOB: 1 BB: 0 P: 13	R: 4 E: 0 K: 1 S: 20 H: 4 LOB: 0 BB: 1 P: 32	R: 0 E: 0 K: 1 S: 6 H: 0 LOB: 0 BB: 0 P: 7	R: 0 E: 0 K: 1 S: 12 H: 1 LOB: 2 BB: 1 P: 23	R: 0 E: 0 K: 0 S: 8 H: 0 LOB: 0 BB: 1 P: 12	R: 0 E: 0 K: 0 S: 5 H: 0 LOB: 0 BB: 0 P: 7	R: 0 E: 0 K: 1 S: 9 H: 1 LOB: 1 BB: 0 P: 14

	1B: 3	SF: 0
	2B: 3	SAC: 0
	3B: 0	DP: 1
	HR: 1	HBP: 0

	WP: 0	PA: 37
	PB: 0	
	SB: 1	
	CS: 1	

PITCHER		IP	WLS	BF	H	R	ER	SO	BB	IBB	HBP	BLK	WP	HR	S	P	ERA	WHIP
25 Bud Norris, R ERA: 3.83	(1, 1)	6.0	W	26	6	4	4	6	2	1	0	0	0	1	71	110	6.00	1.333
66 T.J. McFarland, L ERA: 3.38	(7, 1)	1.0	H	3	0	0	0	0	1	0	0	0	0	0	8	12	0.00	1.000
17 Brian Matusz, L ERA: 2.81	(8, 1)	1.0		4	1	0	0	0	0	0	0	0	0	0	6	9	0.00	1.000
56 Darren O'Day, R ERA: 0.95	(9, 1)	1.0		3	0	0	0	1	0	0	0	0	0	0	8	12	0.00	0.000

PITCHER		IP	WLS	BF	H	R	ER	SO	BB	IBB	HBP	BLK	WP	HR	S	P	ERA	WHIP

Cleveland Indians @ Baltimore Orioles

Oriole Park at Camden Yards, Baltimore, MD

Fri May 23 2014, 7:10 PM - 9:51 PM EDT

Att. 39,602 - Partly Cloudy - 73 F

livebaseballscorecards.com

BOTTOM

Batter	1	2	3	4	5	6	7	8	9	AB	R	H	RBI	BB	SO	LOB
21 Nick Markakis, L (1, 9) OBP: 0.358, SLG: 0.399	C SI 91 X SI 92 0-1 6 G6-4-3 1B		F SI 91 S SL 85 X CU 77 0-2 10 HBP 19 2B 1B	C SI 92 S CH 82 B SL 86 X SL 85 1-2 2B		F CH 82 X SI 91 0-1 ③ G4-3		C FF 94 X CH 86 0-1 6 G6-4-3 1B		5	1	4	0	0	0	0
6 Jonathan Schoop, R (1, 4) OBP: 0.257, SLG: 0.331	C SI 91 B SI 91 D CH 82 F SI 91 B SI 92 1 SAFE F SI 92 X SI 92 3-2 ①② G6-4-3 1-2f		D CH 82 F CH 83 B SI 92 F CH 84 X SI 92 2-2 ① F9	X CH 83 0-0 G4-3 ③			B FF 92 S SL 84 F SL 84 X SL 85 1-2 ① F8	C FF 94 F FF 94 X CU 80 0-2 ①② G6-4-3 1-2f		5	0	0	0	0	0	4
10 Adam Jones, R (1, 8) OBP: 0.317, SLG: 0.451	X SI 92 0-0 2B		S CH 83 S SL 86 H SI 92 1-2 19 2B 1-2 HBP		C CU 76 X SL 84 0-1 19 HR 1B		C SL 84 X FF 91 0-1 23 FC1 23 E 2B	X CU 81 0-0 ③ G4-3		4	3	3	0	0	0	0
19 Chris Davis, L (1, 3) OBP: 0.392, SLG: 0.500	C SI 92 S SL 85 B SL 86 C SL 86 1-3 ③ K		S SL 86 X SI 92 0-1 2 1B 1-H 2-H 2B		X SL 86 0-0 1-H HR		I IN 54 I IN 59 I IN 58 I IN 54 4-0 23 E 2 G5-3 IBB			3	2	2	4	1	1	1
23 Nelson Cruz, R (1, 7) OBP: 0.355, SLG: 0.589		X SI 92 0-0 HR	I IN 71 I IN 71 I IN 72 I IN 70 4-0 2 1B IBB		B CH 83 B CH 83 X SI 91 2-0 ① G6-3		X SL 83 0-0 FC1 2 G5-3 27 2B 1-3 2-H			3	2	1	1	1	0	1
2 J.J. Hardy, R (1, 6) OBP: 0.314, SLG: 0.354		B SI 94 B SI 91 C SI 93 F CH 83 B CH 83 B SI 92 4-2 27 FC5-4 BB	C SI 90 B CH 83 X CH 84 1-1 ② 1-2 2-3 1B		C SI 91 C SI 91 X CH 83 0-2 27 G4-6-3 1B		B SL 84 S SL 84 S SL 85 X SL 85 1-2 ② G5-3 2-3 3-H			3	0	2	1	1	0	1
27 Delmon Young, R (1, 10) OBP: 0.310, SLG: 0.382		S CH 84 X SI 93 0-1 ① FC5-4 3 FC1-6 1-2f	F CH 83 X SL 84 0-1 ③ P6		B CH 82 S CH 82 X SI 92 1-1 ②③ G4-6-3 1-2f		S SL 85 X SL 85 0-1 2B 3-H			4	0	1	1	0	0	4
3 Ryan Flaherty, L (1, 5) OBP: 0.290, SLG: 0.300		B SI 92 B FF 92 S FF 92 C SI 92 B SL 87 F SI 91 X SI 93 3-2 ② FC1-6 36 FC6-4 1-2f	X SI 91 0-0 ① G4-3			X SI 89 0-0 ① 1B	I IN 57 I IN 56 I IN 56 I IN 56 4-0 IBB			3	0	1	0	1	0	1
36 Caleb Joseph, R (1, 2) OBP: 0.136, SLG: 0.050		X SI 92 0-0 ③ FC6-4 1-2f	C SI 90 X CH 82 0-1 ② F8			C SI 88 B SI 90 B SI 90 B CH 83 X SI 90 3-1 ② G5-3	B SL 84 C FF 90 X SL 83 1-1 ③ P3			4	0	0	0	0	0	3
Inning Stats	R: 0 E: 0 K: 1 S: 10 H: 2 LOB: 1 BB: 0 P: 14	R: 1 E: 0 K: 0 S: 10 H: 1 LOB: 1 BB: 1 P: 17	R: 2 E: 0 K: 0 S: 14 H: 3 LOB: 2 BB: 1 P: 22	R: 0 E: 0 K: 0 S: 7 H: 1 LOB: 1 BB: 0 P: 8	R: 2 E: 0 K: 0 S: 9 H: 3 LOB: 0 BB: 0 P: 12	R: 0 E: 0 K: 0 S: 5 H: 1 LOB: 0 BB: 0 P: 8	R: 3 E: 1 K: 0 S: 13 H: 2 LOB: 2 BB: 2 P: 24	R: 0 E: 0 K: 0 S: 6 H: 1 LOB: 0 BB: 0 P: 6		1B: 7 2B: 5 3B: 0 HR: 2 SF: 0 SAC: 0 DP: 3 HBP: 1					WP: 0 PB: 0 SB: 0 CS: 0 PA: 39	

	AB	34
	R	8
	H	14
	RBI	7
	BB	4
	SO	1
	LOB	15

PITCHER		IP	WLS	BF	H	R	ER	SO	BB	IBB	HBP	BLK	WP	HR	S	P	ERA	WHIP
58 TJ House, L ERA: 6.43	(1, 1)	6.0	L	28	11	5	5	1	1	1	1	0	0	2	55	81	7.50	2.000
54 Mark Lowe, R ERA:	(7, 1)	1.0		8	2	3	0	0	0	2	0	0	0	0	13	24	0.00	2.000
59 Carlos Carrasco, R ERA: 5.5	(8, 1)	1.0		3	1	0	0	0	0	0	0	0	0	0	6	6	0.00	1.000

PITCHER	IP	WLS	BF	H	R	ER	SO	BB	IBB	HBP	BLK	WP	HR	S	P	ERA	WHIP

Batter	1	2	3	4	5	6	7	8	9	AB	R	H	RBI	BB	SO	LOB
24 Michael Bourn, L (1, 8) OBP: 0.331, SLG: 0.409	B FF 89 F SI 89 B SL 84 F SL 82 F SI 92 B FF 91 F SL 84 F SI 92 C FS 85 3-3 ① K		B SI 88 C FS 82 F SL 84 X SI 89 1-2 23 G4-6-3 1B		B SI 86 F SL 81 D FS 84 B SL 83 B SI 88 4-1 23 HBP 4 1B 8 1B 1-2 2-3 BB	F SI 91 C SI 90 S SL 84 0-3 ② K		X SI 89 0-0 1B		4	1	2	0	1	2	2
4 Mike Aviles, R (1, 4) OBP: 0.287, SLG: 0.364	C FF 92 F SL 85 S FF 93 0-3 ② K2-3		C SL 80 D FF 90 1 SAFE F SI 89 F FS 82 1 SAFE F SL 83 X FF 91 1-2 ① P3		C SI 91 B FF 90 X SL 81 1-1 8 1B 23 HBP 9 G6-4-3 1-2 2-3 3-H 1B	X CH 83 0-0 ③ L7		B SI 90 X SI 90 1-0 ① L8		5	1	1	1	0	1	4
23 Michael Brantley, L (1, 7) OBP: 0.372, SLG: 0.519	B SL 83 B FS 84 B SI 91 C SI 90 C SI 90 D FF 93 4-2 8 S BB		X FF 90 0-0 ② ③ G4-6-3 1-2f		B SI 90 F SI 91 H SI 90 2-1 9 G6-4-3 8 1B 1-2 2-3 3-H HBP		X SI 90 0-0 8 2B 9 2B 1B	B SI 91 B FS 85 X SI 91 2-0 ② F7		3	1	1	1	1	0	2
8 Lonnie Chisenhall, L (1, 5) OBP: 0.443, SLG: 0.564	1 SAFE D SI 92 S FS 85 F SI 92 B FF 93 F SI 93 X SL 86 2-2 ③ G3-1 1-2			X FF 90 0-0 ① G3	B SI 90 F SL 85 S SL 84 D SL 86 F SL 84 B SI 90 X SL 84 3-2 9 G6-4-3 1-2 2-3 3-H 1B		B SI 91 S SL 85 F SL 83 D SL 86 X SL 84 2-2 9 2B 1-3 2B	B SI 91 S FS 85 B FF 93 S FS 85 F FF 94 D FS 84 S FS 84 3-3 ③ K		5	1	2	1	0	1	2
9 Ryan Raburn, R (1, 10) OBP: 0.262, SLG: 0.272		B FF 90 C SL 82 F SL 83 B SL 82 B FS 84 C SI 92 3-3 ① K		B FF 88 B SL 81 B SI 89 X FF 89 3-0 ② F7	F SI 91 F SI 90 D SL 83 B SI 91 X CH 84 2-2 ① ② G6-4-3 1-2f 2-3 3-H		B SI 90 F SI 90 B SI 90 B CH 84 F SI 90 F SI 90 X SI 90 3-2 7 G4-3 41 HR 2-H 3-H 2B		C SI 89 S SL 80 S SL 80 0-3 ① K	5	1	1	2	0	2	2
7 David Murphy, L (1, 9) OBP: 0.335, SLG: 0.439		B SI 88 B SI 89 B SI 91 C SI 89 C SI 91 X SL 84 3-2 ② L9		B SI 89 C FS 83 B FS 85 B SI 90 F FF 90 F FS 84 F FS 83 X FF 90 3-2 ③ F8	X SI 90 0-0 ③ G4-3		B SI 90 X SL 84 1-0 ① G4-3 2-3		X SI 90 0-0 ② G4-3	5	0	0	0	0	0	2
41 Carlos Santana, S (1, 3) OBP: 0.319, SLG: 0.303		C SL 84 C SI 86 F FF 93 F SL 82 B FF 93 B SI 91 B FS 85 B FF 91 4-2 10 BB BB			B FF 89 B FS 85 B SL 83 C SI 89 B SI 91 4-1 1 1B 10 1B 1 E BB	B CH 83 T SI 90 B CH 82 C CH 83 B SI 90 D SI 89 4-2 1 SH2-3 10 1B BB	X SI 92 0-0 3-H HR	C CH 82 B SI 91 C SL 80 X SI 91 1-2 ③ G5-3	2	2	1	2	3	0	0
10 Yan Gomes, R (1, 2) OBP: 0.331, SLG: 0.467		B SI 91 B SL 83 C FF 91 B FF 91 F FF 92 F FF 91 B SI 92 4-2 1 FC6-4 1-2 BB			C FF 89 B SL 84 F SL 82 X SI 91 1-2 24 BB 1 E 4 1B 1-2 1B	C SI 90 X SI 90 0-1 1 SH2-3 1-2 1B	B FF 93 B SL 84 C FF 92 B SL 84 T FF 94 F FF 94 T FF 93 3-2 ② K		3	1	2	0	1	1	0
1 Justin Sellers, R (1, 6) OBP: 0.250, SLG: 0.250		X SL 84 0-0 ③ FC6-4 1-2f			T SI 88 L SI 89 B SI 92 D FS 83 B SL 79 X FF 90 3-2 E4 4 1B 24 BB 23 HBP 1-2 2-H 1B	L SI 90 X SI 90 0-1 ① SH2-3 1-2 2-3	X FF 92 0-0 ③ F8			3	1	1	0	0	0	2

Inning Stats	1	2	3	4	5	6	7	8	9
	R: 0 E: 0 K: 2 S: 15 H: 0 LOB: 1 BB: 1 P: 24	R: 0 E: 0 K: 1 S: 14 H: 0 LOB: 2 BB: 2 P: 28	R: 0 E: 0 K: 0 S: 9 H: 1 LOB: 0 BB: 0 P: 11	R: 0 E: 0 K: 0 S: 7 H: 0 LOB: 0 BB: 0 P: 13	R: 5 E: 1 K: 0 S: 19 H: 4 LOB: 1 BB: 2 P: 39	R: 0 E: 0 K: 1 S: 10 H: 1 LOB: 2 BB: 1 P: 14	R: 4 E: 0 K: 1 S: 15 H: 4 LOB: 0 BB: 0 P: 24	R: 0 E: 0 K: 1 S: 7 H: 1 LOB: 1 BB: 0 P: 13	R: 0 E: 0 K: 1 S: 7 H: 0 LOB: 0 BB: 0 P: 8

PITCHER		IP	WLS	BF	H	R	ER	SO	BB	IBB	HBP	BLK	WP	HR	S	P	ERA	WHIP	PITCHER		IP	WLS	BF	H	R	ER	SO	BB	IBB	HBP	BLK	WP	HR	S	P	ERA	WHIP
31 Ubaldo Jiménez, R ERA: 4.98	(1, 1)	4.0	L	20	4	5	5	3	5	0	0	0	0	0	55	99	11.25	2.250																			
66 T.J. McFarland, L ERA: 5.23	(5, 1)	2.1		13	5	3	3	1	1	0	1	0	0	0	28	45	11.57	2.571																			
35 Brad Brach, R ERA: 4.32	(7, 1)	1.2		7	2	1	1	2	0	0	0	0	0	1	13	22	5.40	1.200																			
58 Ryan Webb, R ERA: 3.48	(9, 1)	1.0		3	0	0	0	1	0	0	0	0	0	0	7	8	0.00	0.000																			

Cleveland Indians @ Baltimore Orioles

Oriole Park at Camden Yards, Baltimore, MD

Sat May 24 2014, 12:40 PM - 3:42 PM EDT

Att. 36,873 - Cloudy - 67 F

TOP

livebaseballscorecards.com

AB	35
R	9
H	11
RBI	7
BB	6
SO	7
LOB	16

PITCHER		IP	WLS	BF	H	R	ER	SO	BB	IBB	HBP	BLK	WP	HR	S	P	ERA	WHIP	PITCHER		IP	WLS	BF	H	R	ER	SO	BB	IBB	HBP	BLK	WP	HR	S	P	ERA	WHIP
31 Ubaldo Jiménez, R ERA: 4.98	(1, 1)	4.0	L	20	4	5	5	3	5	0	0	0	0	0	55	99	11.25	2.250																			
66 T.J. McFarland, L ERA: 5.23	(5, 1)	2.1		13	5	3	3	1	1	0	1	0	0	0	28	45	11.57	2.571																			
35 Brad Brach, R ERA: 4.32	(7, 1)	1.2		7	2	1	1	2	0	0	0	0	0	1	13	22	5.40	1.200																			
58 Ryan Webb, R ERA: 3.48	(9, 1)	1.0		3	0	0	0	1	0	0	0	0	0	0	7	8	0.00	0.000																			

PITCHER		IP	WLS	BF	H	R	ER	SO	BB	IBB	HBP	BLK	WP	HR	S	P	ERA	WHIP	PITCHER		IP	WLS	BF	H	R	ER	SO	BB	IBB	HBP	BLK	WP	HR	S	P	ERA	WHIP
31 Ubaldo Jiménez, R ERA: 4.98	(1, 1)	4.0	L	20	4	5	5	3	5	0	0	0	0	0	55	99	11.25	2.250																			
66 T.J. McFarland, L ERA: 5.23	(5, 1)	2.1		13	5	3	3	1	1	0	1	0	0	0	28	45	11.57	2.571																			
35 Brad Brach, R ERA: 4.32	(7, 1)	1.2		7	2	1	1	2	0	0	0	0	0	1	13	22	5.40	1.200																			
58 Ryan Webb, R ERA: 3.48	(9, 1)	1.0		3	0	0	0	1	0	0	0	0	0	0	7	8	0.00	0.000																			

PITCHER		IP	WLS	BF	H	R	ER	SO	BB	IBB	HBP	BLK	WP	HR	S	P	ERA	WHIP	PITCHER		IP	WLS	BF	H	R	ER	SO	BB	IBB	HBP	BLK	WP	HR	S	P	ERA	WHIP
31 Ubaldo Jiménez, R ERA: 4.98	(1, 1)	4.0	L	20	4	5	5	3	5	0	0	0	0	0	55	99	11.25	2.250																			
66 T.J. McFarland, L ERA: 5.23	(5, 1)	2.1		13	5	3	3	1	1	0	1	0	0	0	28	45	11.57	2.571																			
35 Brad Brach, R ERA: 4.32	(7, 1)	1.2		7	2	1	1	2	0	0	0	0	0	1	13	22	5.40	1.200																			
58 Ryan Webb, R ERA: 3.48	(9, 1)	1.0		3	0	0	0	1	0	0	0	0	0	0	7	8	0.00	0.000																			

PITCHER		IP	WLS	BF	H	R	ER	SO	BB	IBB	HBP	BLK	WP	HR	S	P	ERA	WHIP	PITCHER		IP	WLS	BF	H	R	ER	SO	BB	IBB	HBP	BLK	WP	HR	S	P	ERA	WHIP
31 Ubaldo Jiménez, R ERA: 4.98	(1, 1)	4.0	L	20	4	5	5	3	5	0	0	0	0	0	55	99	11.25	2.250																			
66 T.J. McFarland, L ERA: 5.23	(5, 1)	2.1		13	5	3	3	1	1	0	1	0	0	0	28	45	11.57	2.571																			
35 Brad Brach, R ERA: 4.32	(7, 1)	1.2		7	2	1	1	2	0	0	0	0	0	1	13	22	5.40	1.200																			
58 Ryan Webb, R ERA: 3.48	(9, 1)	1.0		3	0	0	0	1	0	0	0	0	0	0	7	8	0.00	0.000																			

BOTTOM

Batter	1	2	3	4	5	6	7	8	9	AB	R	H	RBI	BB	SO	LOB
21 Nick Markakis, L (1, 9) OBP: 0.352, SLG: 0.391 12 Steve Lombardozzi, S (8, 4) OBP: 0.297, SLG: 0.329	F SI 89 B SI 92 B SI 92 X SL 89 2-1 L6 ①		B SI 92 C SI 92 X CH 85 1-1 G6-3 ②		S SI 91 C SI 92 S SI 93 0-3 K ②		S SI 91 F SI 92 D CU 82 X SI 94 1-2 P5 ③		T SI 92 S SL 84 S SL 86 0-3 K ③	4 1	0 0	0 0	0 0	0 0	1 1	2 1
2 J.J. Hardy, R (1, 6) OBP: 0.321, SLG: 0.356 9 David Lough, L (8, 8) OBP: 0.233, SLG: 0.217	C SI 92 B SI 92 X SL 90 1-1 P3 ②		X SI 92 0-0 1B		C SI 92 D CU 81 B SI 92 B SL 88 F SI 93 B SL 88 4-2 1-2 BB			C FF 91 B FF 94 X FF 92 1-1 G6-3 ①		2 1	0 0	1 0	0 0	1 0	0 0	0 0
10 Adam Jones, R (1, 8) OBP: 0.317, SLG: 0.449 28 Steve Pearce, R (8, 7) OBP: 0.351, SLG: 0.528 (9, 9)	B SI 93 S SL 87 B SI 93 X SI 93 2-1 19 BB 1B		C SI 92 T SL 90 F SL 87 C CU 82 0-3 K ③		F SL 88 C SI 95 B SI 94 S CU 83 1-3 K ③			C FF 93 T CU 78 B CU 78 F SL 89 B FF 96 X FF 94 2-2 23 1B 1B		3 1	0 0	1 1	0 0	0 0	2 0	3 0
19 Chris Davis, L (1, 3) OBP: 0.388, SLG: 0.488 36 Caleb Joseph, R (9, 3) OBP: 0.136, SLG: 0.050	C SI 93 B SI 92 C CU 81 B SI 92 B CU 81 B CU 81 4-2 1-2 BB			S SI 92 C SI 93 B SI 92 B CU 83 C SI 94 2-3 K ①		S CU 80 F SI 92 B SI 94 X CU 81 1-2 F8 ①		C CU 77 S CU 78 T CU 78 0-2 K ②		3 0	0 0	0 0	0 0	1 0	2 0	1 0
23 Nelson Cruz, R (1, 7) OBP: 0.358, SLG: 0.592 (8, 9) 58 Ryan Webb, R (9, 1)	S SL 89 F SI 94 X SL 88 0-2 F9 ③			C SI 94 B SI 95 X SL 89 1-1 2B	X SI 94 0-0 P3 ②			B FF 94 S SL 85 C CU 78 F FF 96 D CU 79 B FF 96 X FF 94 3-2 1-3 1B		4 0	0 0	2 0	0 0	0 0	0 0	2 0
45 Steve Clevenger, L (1, 2) OBP: 0.304, SLG: 0.384		B SI 90 F SI 91 C SI 92 F CU 83 X SL 88 1-2 G1-3 ①		C SI 93 F SI 94 B SI 94 S CU 83 1-3 K ②	C CU 79 B SI 92 B CU 81 S SI 93 X SI 94 2-2 1B ③			X FF 95 0-0 G4-3 ③		4 0	0 0	1 0	0 0	0 0	1 0	3 0
27 Delmon Young, R (1, 10) OBP: 0.307, SLG: 0.375 (9, 7)		B SL 88 S SL 88 C SI 94 S SL 90 1-3 K ②		C SI 94 B SI 94 C CU 83 S CU 83 1-3 K ③			F SL 87 S CU 81 X SL 87 0-2 G5-3 ①		X SI 88 0-0 3 FC4-6 1B	4 0	0 0	1 0	0 0	0 0	2 0	1 0
3 Ryan Flaherty, L (1, 5) OBP: 0.279, SLG: 0.287 (8, 6)		B SI 91 X SL 89 1-0 G3 ③			B SI 91 B SI 91 B SI 93 C SI 92 C SI 93 X SI 94 3-2 G6-3 ①		F SI 92 B SL 89 C CU 81 C SI 92 1-3 K ②		B SI 90 F SI 90 S SL 83 X SL 82 1-2 FC4-6 6 G5-3 1-2f ①	4 0	0 0	0 0	0 0	0 0	1 0	1 0
6 Jonathan Schoop, R (1, 4) OBP: 0.257, SLG: 0.329 (8, 5)			C SI 91 B SI 92 S SL 88 F SL 90 S CU 83 1-3 K ①		F SI 92 X SI 94 0-1 2 BB 1B		X SI 93 0-0 E5		B SI 91 F SI 92 X SL 84 1-1 G5-3 ② 1-2	4 0	0 0	1 0	0 0	0 0	1 0	1 0
Inning Stats	R: 0 H: 1 E: 0 LOB: 2 K: 0 BB: 1 S: 11 P: 20	R: 0 H: 0 E: 0 LOB: 0 K: 1 BB: 0 S: 8 P: 11	R: 0 H: 1 E: 0 LOB: 1 K: 2 BB: 0 S: 11 P: 13	R: 0 H: 1 E: 0 LOB: 1 K: 3 BB: 0 S: 11 P: 16	R: 0 H: 1 E: 0 LOB: 2 K: 2 BB: 1 S: 13 P: 21	R: 0 H: 1 E: 0 LOB: 1 K: 0 BB: 0 S: 7 P: 10	R: 0 H: 0 E: 1 LOB: 1 K: 1 BB: 0 S: 10 P: 12	R: 0 H: 2 E: 0 LOB: 2 K: 1 BB: 0 S: 14 P: 20	R: 0 H: 1 E: 0 LOB: 1 K: 1 BB: 0 S: 9 P: 11	1B: 7 2B: 1 3B: 0 HR: 0	SF: 0 SAC: 0 DP: 0 HBP: 0			WP: 0 PB: 0 SB: 0 CS: 0	PA: 37		

PITCHER		IP	WLS	BF	H	R	ER	SO	BB	IBB	HBP	BLK	WP	HR	S	P	ERA	WHIP
28 Corey Kluber, R ERA: 3.1	(1, 1)	7.0	W	28	5	0	0	9	2	0	0	0	0	0	71	103	0.00	1.000
44 John Axford, R ERA: 3.98	(8, 1)	1.0		5	2	0	0	1	0	0	0	0	0	0	14	20	0.00	2.000
35 Marc Rzepczynski, L ERA: 3.06	(9, 1)	1.0		4	1	0	0	1	0	0	0	0	0	0	9	11	0.00	1.000

PITCHER	IP	WLS	BF	H	R	ER	SO	BB	IBB	HBP	BLK	WP	HR	S	P	ERA	WHIP

Cleveland Indians @ Baltimore Orioles

Oriole Park at Camden Yards, Baltimore, MD

Sat May 24 2014, 12:40 PM - 3:42 PM EDT

Att. 36,873 - Cloudy - 67 F

livebaseballscorecards.com

AB	35
R	0
H	8
RBI	0
BB	2
SO	11
LOB	15

Cleveland Indians @ Baltimore Orioles

Oriole Park at Camden Yards, Baltimore, MD

Sun May 25 2014, 1:39 PM - 4:50 PM EDT

Att. 37,649 - Partly Cloudy - 77 F

livebaseballscorecards.com

Batter	1	2	3	4	5	6	7	8	9	AB	R	H	RBI	BB	SO	LOB
24 Michael Bourn, L (1, 8) OBP: 0.336, SLG: 0.412	C FF 89 F FF 90 F CH 83 X FF 90 0-2 23 1B 41 BB 8 SF8 1B	C CU 75 B SI 88 B CH 82 F FF 91 X CH 82 2-2 ③ G4-3			C FF 92 B CH 85 B CU 78 F SI 93 F CU 77 F CH 84 X FF 92 2-2 41 BB 1B		C FF 87 F SL 83 B FF 90 S SL 82 1-3 ② K			4	1	2	0	0	1	2
41 Carlos Santana, S (1, 2) OBP: 0.327, SLG: 0.301	B SI 90 D CU 75 B SI 89 C FF 90 B FF 91 4-1 8 SF8 23 1B 33 SF9 1-2 BB	C CU 75 H FF 90 1-1 23 G3-6-3 HBP			B CH 83 C CH 82 B FF 92 B SI 91 B FF 92 4-1 1-2 BB		F SL 84 C FC 89 S SL 84 0-3 ③ K			1	1	0	0	2	1	1
23 Michael Brantley, L (1, 7) OBP: 0.370, SLG: 0.513	C CH 80 D CU 77 F FF 91 X CH 82 1-2 1-2 2-3 1B	X FF 89 0-0 ① ② G3-6-3 1-2f			D CU 78 D CH 84 X SI 92 2-0 ③ G4-3			C FF 90 B FF 91 B FF 91 X SL 86 2-1 ① G5-3		4	0	1	0	0	0	3
8 Lonnie Chisenhall, L (1, 5) OBP: 0.437, SLG: 0.558	X FF 92 0-0 ① SF8 2-3 3-H	X FF 91 0-0 ③ G4-3				C SI 91 F CU 77 X CH 85 0-2 ① L8		B SL 85 C FF 90 B CH 84 X FF 90 2-1 1B		3	0	1	1	0	0	0
33 Nick Swisher, S (1, 3) OBP: 0.312, SLG: 0.319	B CH 83 F SI 91 B CU 75 B SI 91 X FF 91 3-1 ② SF9 3-H			S CH 83 B CH 85 F SI 91 B CU 78 C CH 84 2-3 ① K		B SL 83 B CH 84 F SI 91 F CU 77 B FF 92 F CH 85 F FF 91 B CH 84 4-2 BB		B CH 83 F FF 91 B SL 88 C CH 87 F CU 79 X FF 92 2-2 ② P4		2	0	0	1	1	1	1
25 Jason Giambi, L (1, 10) OBP: 0.227, SLG: 0.263 13 Asdrúbal Cabrera, S (8, PH) OBP: 0.338, SLG: 0.389 (8, 10)	C FF 91 B FF 91 1 SAFE B CH 83 X FF 91 2-1 ③ F8			B SI 92 B CH 83 X FF 91 2-0 ② F8		B FF 91 B FF 89 C FF 91 F CH 82 X FF 91 2-2 ② F9		B CU 78 F SL 86 B FF 92 F CH 84 F FF 91 S CU 78 2-3 ③ K		3 1	0 0	0 0	0 0	0 0	0 1	2 1
4 Mike Aviles, R (1, 4) OBP: 0.279, SLG: 0.353		X FF 89 0-0 ① F7		C SL 85 S CH 85 S CH 84 0-3 ③ K		B FF 92 C FF 91 B CH 83 B SL 84 X FF 91 3-1 ③ G6-3			B SI 94 B SI 94 B SI 94 C FF 94 X SI 95 3-1 ① G4-3	4	0	0	0	0	1	1
7 David Murphy, L (1, 9) OBP: 0.335, SLG: 0.438 9 Ryan Raburn, R (9, PH) OBP: 0.260, SLG: 0.269		C SI 90 B SI 90 C CH 83 C FF 91 1-3 ② K			S CH 82 B SI 90 S CU 77 X FF 92 1-2 1 CS 1B		B FF 86 B SL 83 B FF 89 C FF 88 X FF 89 3-1 ① G3		C SI 95 F SI 96 B SI 96 X SI 96 1-2 ② G1-3	3 1	0 0	1 0	0 0	0 0	1 0	0 0
1 Justin Sellers, R (1, 6) OBP: 0.333, SLG: 0.200		C FF 91 B SL 85 S CH 85 B CH 84 B SI 92 B FF 92 4-2 BB			B SL 82 1 SAFE P PO 85 F SI 90 1 SAFE B CH 82 F FF 92 C FF 91 3-3 ① ② K 1-2		B FF 89 B FF 90 B FF 88 C FF 88 B FF 90 4-1 BB		S SI 96 S SI 96 F SI 96 B SL 80 B SI 96 F SI 95 F SI 96 B SI 97 C SI 97 3-3 ③ K	2	0	0	0	2	2	1

Inning Stats	1	2	3	4	5	6	7	8	9
	R: 2 E: 0 K: 0 S: 13	H: 2 LOB: 1 BB: 1 P: 23	R: 0 E: 0 K: 1 S: 9	H: 0 LOB: 1 BB: 1 P: 16	R: 0 E: 0 K: 0 S: 3	H: 0 LOB: 0 BB: 0 P: 4	R: 0 E: 0 K: 2 S: 7	H: 0 LOB: 0 BB: 0 P: 11	R: 0 E: 0 K: 1 S: 14	H: 2 LOB: 2 BB: 1 P: 25	R: 0 E: 0 K: 0 S: 12	H: 0 LOB: 1 BB: 1 P: 21	R: 0 E: 0 K: 2 S: 9	H: 0 LOB: 1 BB: 1 P: 17	R: 0 E: 0 K: 1 S: 12	H: 1 LOB: 1 BB: 0 P: 20	R: 0 E: 0 K: 1 S: 11	H: 0 LOB: 0 BB: 0 P: 18

	AB	28
	R	2
	H	5
	RBI	2
	BB	5
	SO	8
	LOB	12

	1B: 5	SF: 2	WP: 0	PA: 36
	2B: 0	SAC: 0	PB: 0	
	3B: 0	DP: 1	SB: 0	
	HR: 0	HBP: 1	CS: 1	

PITCHER		IP	WLS	BF	H	R	ER	SO	BB	IBB	HBP	BLK	WP	HR	S	P	ERA	WHIP
50 Miguel González, R ERA: 4.35	(1, 1)	6.0	W	25	4	2	2	4	4	0	1	0	0	0	58	100	3.00	1.333
63 Preston Guilmet, R ERA:	(7, 1)	1.0	H	4	0	0	0	2	1	0	0	0	0	0	9	17	0.00	1.000
17 Brian Matusz, L ERA: 2.65	(8, 1)	1.0	H	4	1	0	0	1	0	0	0	0	0	0	12	20	0.00	1.000
53 Zack Britton, L ERA: 0.68	(9, 1)	1.0	S	3	0	0	0	1	0	0	0	0	0	0	11	18	0.00	0.000

PITCHER	IP	WLS	BF	H	R	ER	SO	BB	IBB	HBP	BLK	WP	HR	S	P	ERA	WHIP

Batter	1	2	3	4	5	6	7	8	9	AB	R	H	RBI	BB	SO	LOB
21 Nick Markakis, L (1, 9) OBP: 0.344, SLG: 0.381	F FF 92 B FF 92 X FC 87 1-1 ① F7	S FF 94 S FF 95 B FF 95 B FF 95 S KC 77 2-3 ③ K		B CH 85 B CH 85 B FF 95 C FF 96 S FF 95 C FF 96 3-3 ③ K		B FF 92 B SL 85 C SL 85 C FF 92 C SL 82 2-3 ② K		F SL 82 B SI 88 B SI 86 F SL 80 X SI 90 2-2 ③ G6-3		5	0	0	0	0	3	3
13 Manny Machado, R (1, 5) OBP: 0.290, SLG: 0.318	B FF 94 B FF 93 B SL 82 C FF 94 F FF 93 B FC 84 4-2 BB		F FF 94 B FC 87 F ST 82 B KC 78 F FF 96 F FF 96 S KC 77 2-3 ① K		B FF 93 B CH 83 F FF 94 X FF 94 2-1 HR	C SL 85 B SL 86 B FF 93 B SL 84 B FF 92 4-1 10 1B BB				2	1	1	1	2	1	0
10 Adam Jones, R (1, 8) OBP: 0.316, SLG: 0.445	S FF 95 T FF 95 S FF 94 0-3 ② K		C SL 81 X CH 82 0-1 ② G6-3		C ST 80 S FF 95 S FF 94 0-3 ① K	X SL 88 0-0 1-2 1B				4	0	1	0	0	2	1
23 Nelson Cruz, R (1, 10) OBP: 0.361, SLG: 0.612	C ST 78 B FF 94 C SL 81 F KC 79 S FF 96 1-3 ③ K		B SL 80 B CH 83 C SL 82 T FF 94 X KC 79 2-2 28 1B 2B		S SL 83 C SL 80 F FF 96 B KC 80 B FF 96 B FF 95 F SL 80 X SL 82 3-2 HR	C FF 92 F SL 88 B FF 92 B FF 93 F SL 88 D SL 90 F CU 80 F FF 94 X SL 90 3-2 ③ G4-3				4	2	2	1	0	1	3
28 Steve Pearce, R (1, 3) OBP: 0.377, SLG: 0.561		B FF 93 B FF 93 C FF 94 B FF 94 F FF 94 X FF 95 3-2 2 S 6 1B 1B	B FF 95 X FF 95 1-0 2-H 1B		S SL 85 B FF 92 X FF 92 1-1 2 1B 2B		C SL 86 B CU 79 X SL 88 1-1 ① F8			4	1	3	1	0	0	0
2 J.J. Hardy, R (1, 6) OBP: 0.319, SLG: 0.353		B FF 95 B FF 95 C FF 95 S FC 89 B FF 96 F FF 96 F FF 96 S FF 95 3-3 ① K 1-2	B SL 81 C FF 95 F SL 80 F FF 97 S KC 79 1-3 ③ K		B SL 85 C FF 93 B FF 94 S SL 85 X SL 86 2-2 2-3 1B		B FF 92 B FF 92 X SL 88 2-0 E5 6 G6-4-3			4	0	1	0	0	2	2
6 Jonathan Schoop, R (1, 4) OBP: 0.257, SLG: 0.326		C SL 81 B FF 94 X FF 95 1-1 36 BB 2-H 1B		B FF 95 F FF 94 B FF 95 F FF 95 X KC 78 2-2 ① G5-3	S SL 86 S SL 86 B SL 86 S SL 83 1-3 ② K		B FF 91 X SL 87 1-0 ② ③ G6-4-3 1-2f			4	0	1	1	0	1	3
9 David Lough, L (1, 7) OBP: 0.234, SLG: 0.209		C FF 94 B FF 94 1 SAFE B CH 83 X FF 93 2-1 ② F9		B FF 95 B FF 95 B FF 96 B FF 95 4-0 36 G6-3 36 S BB	C FF 94 F FF 94 B SL 86 B SL 84 S SL 82 2-3 ③ K			B FF 89 X FF 89 1-0 ① L9		3	0	0	0	1	1	3
36 Caleb Joseph, R (1, 2) OBP: 0.154, SLG: 0.043		C FF 94 D SL 82 B FF 94 B FF 96 F FF 95 F FF 95 B FF 94 4-2 1-2 BB		B FF 94 C FF 95 F SL 81 X KC 80 1-2 ② G6-3 1-3		X FF 91 0-0 ① P4		B FF 89 C FF 88 B SI 88 X FF 89 2-1 ② G5-3		3	0	0	0	1	0	1
Inning Stats	R: 0 E: 0 K: 2 S: 11 H: 0 LOB: 1 BB: 1 P: 17	R: 1 E: 0 K: 2 S: 18 H: 2 LOB: 2 BB: 1 P: 33	R: 1 E: 0 K: 2 S: 15 H: 2 LOB: 1 BB: 0 P: 21	R: 0 E: 0 K: 1 S: 9 H: 0 LOB: 1 BB: 1 P: 19	R: 2 E: 0 K: 3 S: 21 H: 4 LOB: 2 BB: 0 P: 32	R: 0 E: 0 K: 1 S: 12 H: 1 LOB: 2 BB: 1 P: 21	R: 0 E: 1 K: 0 S: 4 H: 0 LOB: 0 BB: 0 P: 8	R: 0 E: 0 K: 0 S: 6 H: 0 LOB: 0 BB: 0 P: 11		1B: 5 2B: 2 3B: 0 HR: 2	SF: 0 SAC: 0 DP: 1 HBP: 0			WP: 0 PB: 0 SB: 2 CS: 0	PA: 37

PITCHER		IP	WLS	BF	H	R	ER	SO	BB	IBB	HBP	BLK	WP	HR	S	P	ERA	WHIP
47 Trevor Bauer, R ERA: 3.86	(1, 1)	4.1	L	22	6	4	4	8	3	0	0	0	0	2	63	105	8.31	2.077
54 Mark Lowe, R ERA:	(5, 1)	1.1		7	2	0	0	3	1	0	0	0	0	0	16	28	0.00	2.250
48 Scott Atchison, R ERA: 1.54	(6, 1)	1.1		5	1	0	0	0	0	0	0	0	0	0	11	18	0.00	0.750
88 Josh Outman, L ERA: 2.6	(8, 1)	1.0		3	0	0	0	0	0	0	0	0	0	0	6	11	0.00	0.000

PITCHER	IP	WLS	BF	H	R	ER	SO	BB	IBB	HBP	BLK	WP	HR	S	P	ERA	WHIP

BOTTOM

Cleveland Indians @ Baltimore Orioles

Oriole Park at Camden Yards, Baltimore, MD

Sun May 25 2014, 1:39 PM - 4:50 PM EDT

Att. 37,649 - Partly Cloudy - 77 F

livebaseballscorecards.com

AB	33
R	4
H	9
RBI	4
BB	4
SO	11
LOB	16

Cleveland Indians @ Chicago White Sox

U.S. Cellular Field, Chicago, IL

Mon May 26 2014, 2:13 PM - 5:34 PM EDT

Att. 17,075 - Partly Cloudy - 86 F

livebaseballscorecards.com

Batter	1	2	3	4	5	6	7	8	9	AB	R	H	RBI	BB	SO	LOB
24 Michael Bourn, L (1, 8) OBP: 0.325, SLG: 0.397	B FF 91 F FF 90 X CU 81 1-1 G3		B CU 80 F FF 92 S CU 81 D CU 82 S CU 81 2-3 K		B SI 91 S FF 91 C SI 91 B CU 81 1 SAFE D SI 92 X FF 90 3-2 P3			C SI 90 B FS 84 F FS 84 B FS 84 S FS 84 2-3 K	S SL 82 B SL 81 C SI 87 X CU 74 1-2 G1-3	5	0	0	0	0	2	4
4 Mike Aviles, R (1, 4) OBP: 0.285, SLG: 0.358	C FF 92 C CH 88 B FF 92 B CU 81 X FF 94 2-2 1B		C FF 88 B FF 92 B CU 82 F FF 90 S CU 81 2-3 K		B CH 86 T FF 89 X CH 86 1-1 G6-3			S FS 84 F FF 91 B FF 90 X FS 85 1-2 9 1B 23 1B 1B		4	0	2	0	0	1	3
23 Michael Brantley, L (1, 7) OBP: 0.377, SLG: 0.516	C FF 93 S FF 93 1 SAFE B CU 82 B CU 82 F SI 93 B FF 93 F FF 93 C FF 93 3-3 K		F SI 92 B CU 81 X FF 92 1-1 1-3 2-H 1B			B FF 91 B FF 90 B FF 89 B FF 90 4-0 9 S 9 1B BB		B SI 91 C SI 91 B FC 89 X SI 90 2-1 9 1B 1-2 1B		3	1	2	1	1	1	1
13 Asdrúbal Cabrera, S (1, 10) OBP: 0.332, SLG: 0.380	B FF 94 B CH 88 S FF 93 C CU 81 F CU 82 D CU 82 X CU 80 3-2 G6-4-3		C SI 92 F SI 93 1 SAFE B FF 91 S CU 82 1-3 K			X CU 79 0-0 F7		B FS 85 B FS 84 C FC 90 F FC 90 F FS 85 B FS 85 S FS 85 3-3 K		4	0	0	0	0	2	6
9 Ryan Raburn, R (1, 9) (8, 3) OBP: 0.269, SLG: 0.278		C FF 90 B CH 86 X CU 80 1-1 F8		B CH 84 X FF 90 1-0 G6-3		C CU 79 B FF 90 X CH 85 1-1 1-H 1B		F FC 90 X FC 90 0-1 1-2 2-3 1B		4	0	2	1	0	0	0
33 Nick Swisher, S (1, 3) OBP: 0.312, SLG: 0.319 7 David Murphy, L (8, PH) (8, 9) OBP: 0.333, SLG: 0.435		B FF 91 B SI 91 X FF 91 2-0 10 G6-4-3 1B		B FF 90 C FF 91 B SI 91 F CH 86 F CH 85 F FF 91 B CU 81 F CH 86 X FF 92 3-2 F9		C CU 79 B FF 89 C CH 88 B CH 84 B FF 90 X CH 86 3-2 G5-3		C SL 80 B SI 87 S SI 88 C SI 89 1-3 K		3 1	0 0	1 0	0 0	0 0	0 1	0 3
10 Yan Gomes, R (1, 2) OBP: 0.323, SLG: 0.455		B CU 80 C CH 87 X CU 81 1-1 G6-4-3 1-2f		C FF 92 B SI 91 C FF 91 B FF 92 F CU 79 B CH 86 S FF 91 3-3 K			C SI 92 S SL 85 X SL 86 0-2 L9		B SI 85 B SI 86 C SI 85 B SI 86 X SI 86 3-1 F8	4	0	0	0	0	1	1
8 Lonnie Chisenhall, L (1, 5) OBP: 0.431, SLG: 0.543			B CU 77 C FF 90 F SI 91 B CU 79 B CU 81 F FF 92 B FF 90 4-2 1 1B 23 1B BB		B FF 90 X SI 90 1-0 G6-3		C SI 92 C SI 94 B SI 94 B SL 87 B SI 94 X SI 94 3-2 G4-3		C SI 88 F SI 87 X SI 88 0-2 G4-3	3	1	0	0	1	0	0
1 Justin Sellers, R (1, 6) OBP: 0.375, SLG: 0.231			1 SAFE C FF 91 C SI 92 F CH 87 F CU 80 X CU 80 0-2 23 1B 1-2 1B		X SI 91 0-0 E4		B SI 94 X SI 94 1-0 G6-3		C SI 87 S SL 83 B SI 87 B SL 82 B SI 88 F SI 88 B SI 88 4-2 BB	3	0	1	0	1	0	0
Inning Stats	R: 0 E: 0 K: 1 S: 15 H: 1 LOB: 1 BB: 0 P: 24	R: 0 E: 0 K: 0 S: 5 H: 1 LOB: 0 BB: 0 P: 9	R: 1 E: 0 K: 3 S: 20 H: 2 LOB: 2 BB: 1 P: 30	R: 0 E: 0 K: 1 S: 11 H: 0 LOB: 0 BB: 0 P: 18	R: 0 E: 1 K: 0 S: 7 H: 0 LOB: 1 BB: 0 P: 12	R: 1 E: 0 K: 0 S: 6 H: 1 LOB: 0 BB: 1 P: 14	R: 0 E: 0 K: 0 S: 7 H: 0 LOB: 0 BB: 0 P: 11	R: 0 E: 0 K: 3 S: 17 H: 3 LOB: 3 BB: 0 P: 26	R: 0 E: 0 K: 0 S: 11 H: 0 LOB: 1 BB: 1 P: 19	1B: 8 2B: 0 3B: 0 HR: 0 SF: 0 SAC: 0 DP: 1 HBP: 0						

	AB	34
	R	2
	H	8
	RBI	2
	BB	3
	SO	8
	LOB	18

WP: 0 PA: 37
PB: 0
SB: 1
CS: 0

PITCHER		IP	WLS	BF	H	R	ER	SO	BB	IBB	HBP	BLK	WP	HR	S	P	ERA	WHIP
62 Jose Quintana, L ERA: 3.61	(1, 1)	6.0	W	24	5	2	2	5	2	0	0	0	0	0	64	107	3.00	1.167
52 Jake Petricka, R ERA: 1.57	(7, 1)	1.0	H	3	0	0	0	0	0	0	0	0	0	0	7	11	0.00	0.000
57 Zach Putnam, R ERA: 1.64	(8, 1)	0.2		5	3	0	0	2	0	0	0	0	0	0	14	22	0.00	4.500
37 Scott Downs, L ERA: 5.68	(8, 1)	1.1	S	5	0	0	0	1	1	0	0	0	0	0	14	23	0.00	0.750

PITCHER		IP	WLS	BF	H	R	ER	SO	BB	IBB	HBP	BLK	WP	HR	S	P	ERA	WHIP

BOTTOM

Cleveland Indians @ Chicago White Sox

U.S. Cellular Field, Chicago, IL

Mon May 26 2014, 2:13 PM - 5:34 PM EDT

Att. 17,075 - Partly Cloudy - 86 F

livebaseballscorecards.com

Batter	1	2	3	4	5	6	7	8	9	AB	R	H	RBI	BB	SO	LOB
1 Adam Eaton, L (1, 8) OBP: 0.340, SLG: 0.355	C CH 86 C FF 88 B CU 75 F FF 90 F FC 85 B FF 90 X FF 90 2-2 ① F7		C FF 88 F FC 84 X SI 89 0-2 ② G6-3		C FF 88 B FC 84 B CH 82 F FF 88 F FC 84 X FF 90 2-2 ② G4-3		S SL 82 X SI 90 0-1 ① G4-3			4	0	0	0	0	0	0
5 Marcus Semien, R (1, 4) OBP: 0.281, SLG: 0.335	B FF 90 B FF 91 X FF 90 2-0 ② F8		C CU 75 B FC 86 B FF 90 F FC 84 F FF 90 X CU 76 2-2 E5 12 1B 24 HR		C FF 89 B FF 89 B FC 85 F FF 89 F CU 76 F FC 86 F FC 85 F FF 89 S CH 82 2-3 ③ K		X SI 90 0-0 12 2B 1B			4	2	1	0	0	1	0
12 Conor Gillaspie, L (1, 5) OBP: 0.388, SLG: 0.467	B FF 90 X SI 90 1-0 2B		1 SAFE C FF 88 F FC 84 X CU 75 0-2 24 HR 1-2 1B			B FF 86 X FF 87 1-0 24 1B 10 1B 2B	X SL 84 0-0 1-H 2B			4	2	4	1	0	0	0
24 Dayan Viciedo, R (1, 10) OBP: 0.340, SLG: 0.459	D FF 90 S FC 86 B FF 89 F FC 85 F FC 86 B CU 74 S FC 85 3-3 ③ K		C CU 76 C FF 89 D FC 85 F FC 82 X CU 76 1-2 1-H 2-H HR			F FC 84 B FF 87 X FF 86 1-1 10 1B 30 1B 2-3 1B	S SL 85 F FF 96 B CU 80 F CH 85 F FF 96 D CH 90 B FF 96 X SL 86 3-2 ② P4			4	2	2	3	0	1	2
44 Adam Dunn, L (1, 3) OBP: 0.394, SLG: 0.468		C FC 83 B FF 88 B FF 89 B FF 86 B FF 88 4-1 BB	C FF 89 C CH 84 B FF 90 C FC 85 1-3 ③ K			B SL 83 S SL 81 S SL 83 F SL 83 F SL 83 S FF 89 1-3 ① K	B FF 96 F FF 95 C CU 82 S SL 88 1-3 ③ K			3	0	0	0	1	3	3
10 Alexei Ramirez, R (1, 6) OBP: 0.355, SLG: 0.483		C FC 84 F FC 84 B FF 89 X CU 74 1-2 ① F7		F FF 88 C FF 88 F FC 85 X FF 89 0-2 ① L7		B FC 93 F FC 92 B FC 93 S SL 80 B FC 92 X FC 94 3-2 30 1B 1-2 3-H 1B		S CU 83 S SL 85 F SL 84 X FF 95 0-2 ① G3-1		4	0	1	1	0	0	1
30 Alejandro De Aza, L (1, 7) OBP: 0.239, SLG: 0.281		B CH 80 C FF 87 1 SAFE B FF 88 B FC 86 C FF 89 C FF 88 3-3 ② K		S CU 74 B CH 82 F CH 82 C FF 90 1-3 ② K		B FC 93 F FC 92 X FC 93 1-1 17 S 1-3 2-H 1B		F FF 96 F CU 81 F CU 83 B FF 97 X CU 85 1-2 ② F8		4	0	1	1	0	2	1
21 Tyler Flowers, R (1, 2) OBP: 0.365, SLG: 0.406 17 Adrian Nieto, S (5, 2) OBP: 0.325, SLG: 0.385		B FC 85 C FF 89 S FC 84 C CU 76 1-3 ③ K		F FF 89 C FF 89 F FF 90 B FC 86 C FF 90 1-3 ③ K		C FC 92 1 SAFE F FC 93 B FC 95 S SL 83 1-3 ② K 1-2		B SI 97 B FF 95 S FF 94 S FF 96 B FF 97 F FF 95 X FF 95 3-2 ③ G3-1		2 2	0 0	0 0	0 0	0 0	2 1	1 2
25 Moisés Sierra, R (1, 9) OBP: 0.215, SLG: 0.230			C CH 84 S FC 83 B FF 88 S FC 84 1-3 ① K		C FF 87 B FF 88 S CU 75 X FC 84 1-2 ① F9	C FC 93 F SL 81 S FC 94 0-3 ③ K				3	0	0	0	0	2	2
Inning Stats	R: 0 E: 0 K: 1 S: 11 H: 1 LOB: 1 BB: 0 P: 19	R: 0 E: 0 K: 2 S: 10 H: 0 LOB: 1 BB: 1 P: 19	R: 3 E: 1 K: 2 S: 20 H: 2 LOB: 0 BB: 0 P: 25	R: 0 E: 0 K: 2 S: 11 H: 0 LOB: 0 BB: 0 P: 13	R: 0 E: 0 K: 1 S: 14 H: 0 LOB: 0 BB: 0 P: 19	R: 2 E: 0 K: 3 S: 19 H: 4 LOB: 2 BB: 0 P: 27	R: 1 E: 0 K: 1 S: 12 H: 2 LOB: 1 BB: 0 P: 16	R: 0 E: 0 K: 0 S: 12 H: 0 LOB: 0 BB: 0 P: 16								

AB	34
R	6
H	9
RBI	6
BB	1
SO	12
LOB	12

1B: 5 SF: 0 PA: 35
2B: 3 SAC: 0
3B: 0 DP: 0
HR: 1 HBP: 0

WP: 0
PB: 0
SB: 1
CS: 0

PITCHER		IP	WLS	BF	H	R	ER	SO	BB	IBB	HBP	BLK	WP	HR	S	P	ERA	WHIP
43 Josh Tomlin, R ERA: 3.04	(1, 1)	5.0	L	22	5	5	2	8	1	0	0	0	0	1	69	100	3.60	1.200
88 Josh Outman, L ERA: 2.55	(6, 1)	0.1		1	0	0	0	1	0	0	0	0	0	0	5	6	0.00	0.000
27 Bryan Shaw, R ERA: 1.5	(6, 1)	0.2		4	2	0	0	2	0	0	0	0	0	0	11	16	0.00	3.000
35 Marc Rzepczynski, L ERA: 3.5	(7, 1)	0.1		3	2	1	1	0	0	0	0	0	0	0	4	4	27.00	6.000
59 Carlos Carrasco, R ERA: 5.25	(7, 1)	1.2		5	0	0	0	1	0	0	0	0	0	0	20	28	0.00	0.000

PITCHER	IP	WLS	BF	H	R	ER	SO	BB	IBB	HBP	BLK	WP	HR	S	P	ERA	WHIP

Batter	1	2	3	4	5	6	7	8	9	AB	R	H	RBI	BB	SO	LOB
24 Michael Bourn, L (1, 8) OBP: 0.323, SLG: 0.393	C SI 93 F SI 94 F SL 79 B SI 92 B SL 80 F SI 93 S SI 92 2-3 ① **K**		B SI 93 C SI 91 X SI 93 1-1 ③ F7		B CU 76 F CH 80 X CU 78 1-1 ③ P6			B SI 91 C SI 93 B SI 94 X CH 85 2-1 23 G5-4-3 1B		4	0	1	0	0	1	2
13 Asdrúbal Cabrera, S (1, 6) OBP: 0.330, SLG: 0.377	F SI 93 C SL 80 S SI 94 0-3 ② **K**			F SI 89 B CU 76 B CH 79 X SI 90 2-1 ① F8		F CU 75 F CU 77 B SI 88 B SI 88 X CU 77 2-2 10 G5-3 9 1B 1B		B SI 92 B SI 94 T SI 93 1 SAFE X SI 93 2-1 ① P6		4	0	1	0	0	1	1
23 Michael Brantley, L (1, 7) OBP: 0.374, SLG: 0.510	X SI 93 0-0 ③ G4-3			C SI 90 B SI 90 F FF 90 X FF 91 1-2 9 1B 1B		X SI 89 0-0 ① F8		C SI 92 B SI 92 1 SAFE X SI 95 1-2 ②③ G5-4-3 1-2f		4	0	1	0	0	0	2
9 Ryan Raburn, R (1, 10) OBP: 0.277, SLG: 0.287		B SI 89 B SI 91 C CH 82 C SL 79 B CH 86 C SI 93 3-3 ① **K**		D SI 89 B SI 90 F FC 89 1 SAFE B SI 90 F SI 90 X FF 91 3-2 **1-3** 1B		S FF 87 B SI 89 X SI 89 1-1 **1-2** 1B			C SI 93 C SI 94 B SI 94 F SI 94 X SI 94 1-2 ① G6-3	4	0	2	0	0	1	0
10 Yan Gomes, R (1, 2) OBP: 0.316, SLG: 0.443		C CH 84 X SI 94 0-1 ② F8		C SI 90 B FF 88 D CU 78 X SI 90 2-1 ② P5		B FC 87 S SI 90 B SI 89 B SI 90 F SI 90 F FF 88 X SI 90 3-2 ②③ G5-3 **2-3f**			C SI 93 F SI 95 X SI 95 0-2 ② F9	4	0	0	0	0	0	4
36 Jesús Aguilar, R (1, 3) OBP: 0.273, SLG: 0.125 8 Lonnie Chisenhall, L (4, PH) OBP: 0.429, SLG: 0.538 (4, 3)		B SI 93 C CH 84 X CH 83 1-1 ③ G5-3		C CU 77 B CH 82 X CU 79 1-1 ③ F9			B SL 79 C SI 86 B SI 86 F SL 79 F SI 88 F CU 73 B SI 87 F SL 80 X SI 87 3-2 7 1B 4 FC6-4 1B		C SI 94 S SL 89 B SL 90 C SI 96 1-3 ③ **K**	1 3	0 1	0 1	0 0	0 1	0 2	0 2
7 David Murphy, L (1, 9) OBP: 0.333, SLG: 0.433			F SI 91 C SI 93 B SL 80 S CH 84 1-3 ① **K**		C SI 88 B FF 90 B SI 90 X SI 89 2-1 ① G3		B SI 88 B SI 87 C SI 87 D SL 80 X SI 87 3-1 4 FC6-4 **1-3** 1B			3	0	1	0	0	1	0
4 Mike Aviles, R (1, 5) OBP: 0.293, SLG: 0.360			C CH 83 C SI 93 B SL 80 B CH 85 F CH 87 B SL 81 F SI 94 B SI 93 4-2 1 FC5-4 BB		F FF 86 X FF 88 0-1 1 G3-1 1B		B SI 92 C SI 93 F SI 93 X SI 94 1-2 ① FC6-4 1 CS **1-2f** 3-H			2	0	1	1	1	0	1
1 Justin Sellers, R (1, 4) OBP: 0.316, SLG: 0.188			1 SAFE C CH 84 F SI 92 X SI 91 0-2 ② FC5-4 **1-2f**		C SI 88 S SI 89 B FF 88 F CU 78 X SI 89 1-2 ② G3-1 **1-2**		C SI 92 B SI 95 T SI 92 F SL 88 B CH 84 S CH 85 2-3 ②③ **K** **1-2**			3	0	0	0	0	1	3
Inning Stats	R: 0 E: 0 K: 2 S: 9 H: 0 LOB: 0 BB: 0 P: 11	R: 0 E: 0 K: 1 S: 7 H: 0 LOB: 0 BB: 0 P: 11	R: 0 E: 0 K: 1 S: 12 H: 0 LOB: 1 BB: 1 P: 18	R: 0 E: 0 K: 0 S: 12 H: 2 LOB: 2 BB: 0 P: 21	R: 0 E: 0 K: 0 S: 10 H: 1 LOB: 1 BB: 0 P: 14	R: 0 E: 0 K: 0 S: 10 H: 2 LOB: 1 BB: 0 P: 16	R: 1 E: 0 K: 1 S: 15 H: 2 LOB: 0 BB: 0 P: 24	R: 0 E: 0 K: 0 S: 7 H: 1 LOB: 0 BB: 0 P: 12	R: 0 E: 0 K: 1 S: 10 H: 0 LOB: 0 BB: 0 P: 12	1B: 8 2B: 0 3B: 0 HR: 0 SF: 0 SAC: 0 DP: 2 HBP: 0						

TOP

Cleveland Indians @ Chicago White Sox

U.S. Cellular Field, Chicago, IL

Tue May 27 2014, 8:52 PM - 1:54 AM EDT

Att. 14,237 - Overcast - 71 F

livebaseballscorecards.com

AB	32
R	1
H	8
RBI	1
BB	1
SO	6
LOB	15

WP: 0 PB: 0 SB: 0 CS: 1 PA: 33

PITCHER		IP	WLS	BF	H	R	ER	SO	BB	IBB	HBP	BLK	WP	HR	S	P	ERA	WHIP
49 Chris Sale, L ERA: 1.73	(1, 1)	3.0		10	0	0	0	4	1	0	0	0	0	0	28	40	0.00	0.333
67 Scott Carroll, R ERA: 5.46	(4, 1)	3.0	W	13	5	0	0	0	0	0	0	0	0	0	32	51	0.00	1.667
37 Scott Downs, L ERA: 6.16	(7, 1)	0.0		2	2	1	1	0	0	0	0	0	0	0	8	14	∞	∞
52 Jake Petricka, R ERA: 1.47	(7, 1)	2.0	H	5	1	0	0	1	0	0	0	0	0	0	14	22	0.00	0.500
54 Ronald Belisario, R ERA: 4.97	(9, 1)	1.0	S	3	0	0	0	1	0	0	0	0	0	0	10	12	0.00	0.000

PITCHER	IP	WLS	BF	H	R	ER	SO	BB	IBB	HBP	BLK	WP	HR	S	P	ERA	WHIP

Batter	1	2	3	4	5	6	7	8	9	AB	R	H	RBI	BB	SO	LOB
1 Adam Eaton, L (1, 8) OBP: 0.338, SLG: 0.352	B FF 91 B SI 90 C FF 91 X SI 89 2-1 ① L7		F SI 89 B SI 88 X SI 87 1-1 15 G6-3, 15 WP, 12 1B, 1B	C SL 86 S SL 85 F SL 85 B FF 92 S SL 84 1-3 ③ K			C SI 89 B SL 83 F SI 90 X SL 84 1-2 ① P6			4	1	1	0	0	1	1
15 Gordon Beckham, R (1, 4) OBP: 0.333, SLG: 0.448	F FF 92 B SI 92 F SI 90 B SI 91 X SL 84 2-2 44 BB, 2B		S SI 84 B SI 86 B SL 76 1 SAFE F SI 85 F SI 85 B SI 86 X SI 85 3-2 ① G6-3 1-3		S SI 84 B FF 90 X SL 85 1-1 HR		B SL 85 B SI 91 X SI 91 2-0 ② L9			4	1	2	1	0	0	1
12 Conor Gillaspie, L (1, 5) OBP: 0.399, SLG: 0.468	B FF 91 C FF 92 B SI 89 B FF 91 B SI 90 4-1 24 FC5, 44 BB, BB		F SI 87 B SL 79 B SL 78 B SI 86 F SI 87 F SL 78 X SI 87 3-2 10 1B, 1B 3-H		B FF 87 C SL 82 B FF 90 B FF 90 C FF 91 X FF 92 3-2 ① G6-3		S SI 92 S SI 92 B SL 84 F SI 92 B SL 84 B SI 92 F SI 91 B SI 90 4-2 BB			2	0	1	1	2	0	0
44 Adam Dunn, L (1, 3) OBP: 0.391, SLG: 0.458	B SI 90 B FF 91 C SI 90 B SI 89 B SI 89 4-1 24 FC5, BB 1-2 2-3		F SI 86 S SL 78 S SL 78 0-3 ② K		B SI 90 B SL 83 C FF 92 B SL 84 F FF 92 C FF 92 3-3 ② K		D SI 92 C SL 84 C SI 92 X SI 92 1-2 ③ G3			3	0	0	0	1	2	2
10 Alexei Ramirez, R (1, 6) OBP: 0.357, SLG: 0.483	C SL 80 F SI 91 S FF 92 0-3 ② K		F SL 77 F SL 79 D SL 81 X SL 78 1-2 1-2 1B		C SI 91 X CH 82 0-1 1B			X FF 94 0-0 ① P3		4	0	2	0	0	1	3
24 Dayan Viciedo, R (1, 9) OBP: 0.338, SLG: 0.455 25 Moisés Sierra, R (8, PR) OBP: 0.215, SLG: 0.230 (9, 9)	S SI 90 B SI 91 B SL 80 X SI 89 2-1 ③ FC5 1-2 2-3f		B SI 88 X SL 79 1-0 ③ F7		B SL 90 X SL 89 1-0 ③ G4-3			B KC 86 X FF 95 1-0 30 2B, 1B		4 0	0 0	1 0	0 0	0 0	0 0	6 0
14 Paul Konerko, R (1, 10) OBP: 0.213, SLG: 0.293		C SI 89 B SI 93 C SL 82 B SI 91 F SI 87 X SL 82 2-2 ① G5-3	C SI 91 X SI 91 0-1 ① G6-3		F FF 94 S CU 77 F FF 94 F FF 95 B CU 78 X SL 85 1-2 ① G6-3		F FF 95 B KC 85 B FF 94 F FF 93 B FF 94 X FF 94 3-2 ② F8			4	0	0	0	0	0	1
30 Alejandro De Aza, L (1, 7) OBP: 0.240, SLG: 0.286		B SI 90 C FF 91 B SI 89 X FF 91 2-1 ② G3	F SI 93 C SL 85 F SL 83 X SI 93 0-2 ② F7		C FF 94 S CU 78 T CU 76 0-2 ② K		B FF 95 B FF 94 X FF 94 2-0 1-3 2B			4	0	1	0	0	1	0
21 Tyler Flowers, R (1, 2) OBP: 0.363, SLG: 0.397		F SI 89 F SI 92 S SI 93 0-3 ③ K	S SL 86 B SL 86 B SI 92 C SL 86 B SL 83 F SL 85 B SI 91 4-2 BB		B SL 88 C FF 95 B FF 95 S FF 94 S CU 78 2-3 ③ K			B KC 84 S KC 84 B KC 84 C FF 94 X KC 85 2-2 ③ G4-3		3	0	0	0	1	2	3
Inning Stats	R: 0 E: 0 K: 1 S: 12 H: 1 LOB: 3 BB: 2 P: 26	R: 0 E: 0 K: 1 S: 9 H: 0 LOB: 0 BB: 0 P: 13	R: 1 E: 0 K: 1 S: 17 H: 3 LOB: 2 BB: 0 P: 26	R: 0 E: 0 K: 1 S: 13 H: 0 LOB: 1 BB: 1 P: 18	R: 1 E: 0 K: 1 S: 11 H: 2 LOB: 1 BB: 0 P: 19	R: 0 E: 0 K: 2 S: 11 H: 0 LOB: 0 BB: 0 P: 14	R: 0 E: 0 K: 0 S: 11 H: 0 LOB: 1 BB: 1 P: 19	R: 0 E: 0 K: 0 S: 9 H: 2 LOB: 3 BB: 0 P: 17		1B: 5 2B: 2 3B: 0 HR: 1 SF: 0 SAC: 0 DP: 0 HBP: 0						

PITCHER		IP	WLS	BF	H	R	ER	SO	BB	IBB	HBP	BLK	WP	HR	S	P	ERA	WHIP
63 Justin Masterson, R ERA: 5.21	(1, 1)	3.0	L	15	4	1	1	3	2	0	0	0	1	0	38	65	3.00	2.000
54 Mark Lowe, R ERA: 2.08	(4, 1)	1.0		5	1	1	1	1	1	0	0	0	0	1	15	21	9.00	2.000
88 Josh Outman, L ERA: 2.45	(5, 1)	0.2		3	1	0	0	1	0	0	0	0	0	0	8	14	0.00	1.500
44 John Axford, R ERA: 3.74	(5, 1)	1.1		4	0	0	0	2	0	0	0	0	0	0	12	16	0.00	0.000
35 Marc Rzepczynski, L ERA: 3.32	(7, 1)	1.0		4	0	0	0	0	1	0	0	0	0	0	11	19	0.00	1.000

PITCHER		IP	WLS	BF	H	R	ER	SO	BB	IBB	HBP	BLK	WP	HR	S	P	ERA	WHIP
37 Cody Allen, R ERA: 3.05	(8, 1)	1.0		5	2	0	0	0	0	0	0	0	0	0	9	17	0.00	2.000

BOTTOM

Cleveland Indians @ Chicago White Sox

U.S. Cellular Field, Chicago, IL

Tue May 27 2014, 8:52 PM - 1:54 AM EDT

Att. 14,237 - Overcast - 71 F

livebaseballscorecards.com

AB	32
R	2
H	8
RBI	2
BB	4
SO	7
LOB	17

WP: 1 PB: 0 SB: 0 CS: 0

PA: 36

Cleveland Indians @ Chicago White Sox

U.S. Cellular Field, Chicago, IL

Wed May 28 2014, 8:11 PM - 10:57 PM EDT

Att. 14,228 - Overcast - 59 F

TOP

livebaseballscorecards.com

Batter	1	2	3	4	5	6	7	8	9	AB	R	H	RBI	BB	SO	LOB
24 Michael Bourn, L (1, 8) OBP: 0.323, SLG: 0.392	B CH 89 S FF 92 F FF 92 B CH 88 S CH 87 2-3 ① K		C FF 92 B CH 86 1 SAFE B FF 90 F FF 91 S CU 78 2-3 ② K			C CU 78 B SL 88 X FF 92 1-1 22 BLK 23 1B 1B		1 SAFE X FF 93 0-0 ② SH5-3 1-2		3	0	1	0	0	2	1
13 Asdrúbal Cabrera, S (1, 6) OBP: 0.324, SLG: 0.369	X FF 91 0-0 ② F7		C CU 78 C FF 91 X CU 77 0-2 ③ P5			B FF 91 1 SAFE X CH 84 1-0 ② F7		X FF 93 0-0 ③ G3-1		4	0	0	0	0	0	3
23 Michael Brantley, L (1, 7) OBP: 0.377, SLG: 0.510	C FF 91 B SI 91 C FF 92 B FF 93 B FF 93 F CH 87 X FF 93 3-2 ③ G4-3			B FF 91 C FF 92 B FF 92 F SI 92 F FF 93 X FF 93 2-2 ① L9		X FF 91 0-0 22 BLK 1-2 1B			C SI 93 X CH 86 0-1 22 G3 10 1B 1B	4	1	2	0	0	0	0
22 Jason Kipnis, L (1, 4) OBP: 0.342, SLG: 0.378		C CH 90 B FF 92 B CH 86 F CH 87 S FF 93 2-3 ① K		B CH 86 F CH 87 X FF 91 1-1 ② F9		C CH 84 S CH 87 X CH 88 0-2 ③ G3 1-2 2-3			1 SAFE B SI 93 C SI 93 B SI 94 X SI 93 2-1 ① G3 1-2	4	0	0	0	0	1	3
8 Lonnie Chisenhall, L (1, 5) OBP: 0.416, SLG: 0.520 (8, 3)		X FF 92 0-0 ② L9		C FF 92 F FF 92 F CU 80 B FF 92 X CH 88 1-2 ③ G5-3			F CH 85 B FF 92 F CU 79 X FF 93 1-2 ① F8		C SI 94 B SI 94 X CH 86 1-1 ② F7	4	0	0	0	0	0	1
25 Jason Giambi, L (1, 10) OBP: 0.269, SLG: 0.409 43 Josh Tomlin, R (9, PR) (9, 10)		F FF 90 C FF 92 X CH 87 0-2 HR			B FF 91 S FF 92 F FF 92 X FF 91 1-2 ① P5		B FF 93 B SI 92 C FF 93 X SL 89 2-1 ② F8		I IN 77 I IN 76 I IN 76 I IN 75 4-0 10 1B IBB	3 0	1 0	1 0	1 0	1 0	0 0	0 0
10 Yan Gomes, R (1, 2) OBP: 0.314, SLG: 0.438		B SL 87 B SL 87 B FF 92 F FF 92 F FF 92 S FF 93 3-3 ③ K			B CU 78 C CH 84 X FF 92 1-1 ② P4		X SL 87 0-0 ③ P4		B SI 94 C SL 85 S SI 94 B SL 90 X SI 96 2-2 1-2 2-H 1B	4	0	1	1	0	1	0
7 David Murphy, L (1, 9) OBP: 0.332, SLG: 0.429			X FF 90 0-0 1B		C FF 92 X CH 86 0-1 ③ G4-3			B FF 90 B FF 92 F FF 91 F FF 92 X CU 81 2-2 ① L7	B SI 96 X SI 95 1-0 ③ L8	4	0	1	0	0	0	2
36 Jesús Aguilar, R (1, 3) OBP: 0.286, SLG: 0.182 4 Mike Aviles, R (8, PR) OBP: 0.293, SLG: 0.360 (8, 5)			C FF 90 B SL 86 1 SAFE F FF 91 B FF 91 1 SAFE B SL 87 F FF 91 X CH 85 3-2 ① P3			B CH 90 F SL 84 S SL 85 C FF 92 1-3 ① K		S CH 84 X SL 87 0-1 24 SH5-3 1B		3 0	0 0	1 0	0 0	0 0	1 0	1 0
Inning Stats	R: 0 E: 0 K: 1 S: 8 H: 0 LOB: 0 BB: 0 P: 13	R: 1 E: 0 K: 2 S: 10 H: 1 LOB: 0 BB: 0 P: 15	R: 0 E: 0 K: 1 S: 11 H: 1 LOB: 1 BB: 0 P: 16	R: 0 E: 0 K: 0 S: 10 H: 0 LOB: 0 BB: 0 P: 14	R: 0 E: 0 K: 0 S: 7 H: 0 LOB: 0 BB: 0 P: 9	R: 0 E: 0 K: 1 S: 10 H: 2 LOB: 2 BB: 0 P: 13	R: 0 E: 0 K: 0 S: 6 H: 0 LOB: 0 BB: 0 P: 9	R: 0 E: 0 K: 0 S: 7 H: 1 LOB: 1 BB: 0 P: 9	R: 1 E: 0 K: 0 S: 10 H: 2 LOB: 2 BB: 1 P: 20	1B: 6 2B: 0 3B: 0 HR: 1 SF: 0 SAC: 1 DP: 0 HBP: 0						

	AB	33
	R	2
	H	7
	RBI	2
	BB	1
	SO	5
	LOB	11

WP: 0 PA: 35
PB: 0
SB: 0
CS: 0

PITCHER		IP	WLS	BF	H	R	ER	SO	BB	IBB	HBP	BLK	WP	HR	S	P	ERA	WHIP
48 Hector Noesí, R ERA: 5.83	(1, 1)	7.1		27	5	1	1	5	0	0	0	1	0	1	67	96	1.23	0.682
41 Javy Guerra, R ERA: 3.38	(8, 1)	0.2		2	0	0	0	0	0	0	0	0	0	0	2	2	0.00	0.000
54 Ronald Belisario, R ERA: 5.1	(9, 1)	1.0	W	6	2	1	1	0	0	1	0	0	0	0	10	20	9.00	2.000

PITCHER		IP	WLS	BF	H	R	ER	SO	BB	IBB	HBP	BLK	WP	HR	S	P	ERA	WHIP

BOTTOM

Cleveland Indians @ Chicago White Sox

U.S. Cellular Field, Chicago, IL

Wed May 28 2014, 8:11 PM - 10:57 PM EDT

Att. 14,228 - Overcast - 59 F

livebaseballscorecards.com

Batter	1	2	3	4	5	6	7	8	9	AB	R	H	RBI	BB	SO	LOB
1 Adam Eaton, L (1, 8) OBP: 0.329, SLG: 0.342	C SI 90 B SI 92 X SI 91 1-1 ① G3			C SI 91 M SL 86 S SL 86 0-3 ① K	C SL 85 F SI 91 F SI 92 S SL 86 0-3 ③ K			B FF 95 B FF 95 X FF 95 2-0 ① F7		4	0	0	0	0	2	2
15 Gordon Beckham, R (1, 4) OBP: 0.338, SLG: 0.445	C SI 92 F SI 92 X SL 86 0-2 ② G5-3			X SI 93 0-0 24 1B 1B		F CH 80 B SI 90 X SL 83 1-1 ① G5-3		C KC 86 B KC 87 C FF 95 B KC 87 B FF 96 F FF 95 F FF 95 F FF 95 B KC 86 4-2 12 1B 44 SF7 BB		3	1	1	0	1	0	0
12 Conor Gillaspie, L (1, 5) OBP: 0.394, SLG: 0.461	C SI 93 F SI 93 B SI 93 S CH 84 1-3 ③ K			B SL 88 C SI 92 F SI 91 S SL 85 1-3 ② K		X CH 82 0-0 ② G3		B FF 94 F FF 94 B FF 95 1 SAFE B FF 94 T FF 95 X FF 95 3-2 24 BB 1-3 1B		4	0	1	0	0	2	1
24 Dayan Viciedo, R (1, 7) OBP: 0.341, SLG: 0.453 30 Alejandro De Aza, L (8, PR) OBP: 0.240, SLG: 0.286 (9, 7)		C SL 85 B SI 92 X SI 92 1-1 ① P3		S CH 84 B SI 91 C SI 91 X SI 92 1-2 1-2 1B		B SI 89 F SL 83 B CH 83 F CH 81 S SL 86 2-3 ③ K		B KC 86 B KC 85 F FF 94 D KC 86 B FF 95 4-1 10 FC5-4 1-2 BB		3 0	0 0	1 0	0 0	1 0	1 0	0 0
44 Adam Dunn, L (1, 3) OBP: 0.388, SLG: 0.456		B SI 94 B SL 89 X SI 93 2-0 ② G6-3		B SL 86 B SI 91 C SI 92 B SI 93 X SI 92 3-1 ③ G6-3			X SI 89 0-0 10 1B 5 1B 1B	B FF 96 X FF 95 1-0 ② SF7 3-H		3	1	1	1	0	0	2
10 Alexei Ramirez, R (1, 6) OBP: 0.360, SLG: 0.483		B SI 94 L SL 88 S CH 84 X SI 92 1-2 ③ G6-3			S SL 84 B SI 91 F CH 82 B SI 92 X SL 86 2-2 21 S 1B		B SI 90 X SI 90 1-0 ① 1-3 1B	F SL 80 F SL 81 X FC 93 0-2 ③ FC5-4 1-2f		4	0	2	0	0	0	2
21 Tyler Flowers, R (1, 2) OBP: 0.354, SLG: 0.387 28 Leury García, S (9, PR) OBP: 0.265, SLG: 0.283			S SI 92 X CH 82 0-1 ① G6-3		1 SAFE F SI 90 1 SAFE S SI 90 B SI 91 F CH 82 B SI 92 B CH 83 S CH 83 3-3 ① K 1-2		C SL 87 X CU 78 0-1 ② G4-3		S FC 92 S SL 80 F FC 92 B FC 92 F SL 82 F FC 94 F SL 81 B CH 85 F FC 92 3-2 B SL 82 X SL 80 E5 5 F9 5 S 25 1B	4 0	0 1	0 0	0 0	0 0	1 0	2 0
5 Marcus Semien, R (1, 10) OBP: 0.286, SLG: 0.335			B SI 91 B CH 83 S SI 92 F SI 92 F CH 84 B SI 93 S CH 83 3-3 ② K		B SI 90 C CH 82 B SI 90 F SI 89 B SI 90 B SI 91 4-2 BB		B SL 87 B SL 88 D SL 89 C FF 93 S SL 88 X SL 87 3-2 3-H 1B		B FC 92 1 SAFE B FC 90 B FC 92 X FC 92 3-0 ① F9 1-3	3	0	1	1	1	1	1
25 Moisés Sierra, R (1, 9) OBP: 0.217, SLG: 0.231			F SI 92 C SI 92 X CH 83 0-2 ③ L6		C CH 82 F SI 90 F SI 90 S SL 85 0-3 ② K		C SL 87 B FF 92 X FF 93 1-1 ③ G6-3		B FC 92 D SL 82 B FC 93 C FC 92 T FC 93 X FC 92 3-2 3-H 1B	4	0	1	1	0	1	3

Inning Stats	1	2	3	4	5	6	7	8	9
	R: 0 E: 0 K: 1 S: 8 H: 0 LOB: 0 BB: 0 P: 10	R: 0 E: 0 K: 0 S: 6 H: 0 LOB: 0 BB: 0 P: 10	R: 0 E: 0 K: 1 S: 9 H: 0 LOB: 0 BB: 0 P: 12	R: 0 E: 0 K: 2 S: 12 H: 2 LOB: 2 BB: 0 P: 17	R: 0 E: 0 K: 3 S: 17 H: 1 LOB: 2 BB: 1 P: 26	R: 0 E: 0 K: 1 S: 6 H: 0 LOB: 0 BB: 0 P: 9	R: 1 E: 0 K: 0 S: 9 H: 3 LOB: 1 BB: 0 P: 14	R: 1 E: 0 K: 0 S: 14 H: 1 LOB: 2 BB: 2 P: 28	R: 1 E: 1 K: 0 S: 12 H: 1 LOB: 1 BB: 0 P: 21

1B: 8	SF: 1	WP: 0
2B: 0	SAC: 0	PB: 0
3B: 0	DP: 0	SB: 2
HR: 0	HBP: 0	CS: 0
		PA: 36

PITCHER		IP	WLS	BF	H	R	ER	SO	BB	IBB	HBP	BLK	WP	HR	S	P	ERA	WHIP
58 TJ House, L ERA: 4.05	(1, 1)	6.1		24	5	1	1	8	1	0	0	0	0	0	60	87	1.42	0.947
48 Scott Atchison, R ERA: 1.5	(7, 1)	0.2	B	3	1	0	0	0	0	0	0	0	0	0	7	11	0.00	1.500
37 Cody Allen, R ERA: 3.38	(8, 1)	0.2		5	1	1	1	0	2	0	0	0	0	0	11	25	13.50	4.500
27 Bryan Shaw, R ERA: 1.46	(8, 1)	0.2	L	4	1	1	0	0	0	0	0	0	0	0	15	24	0.00	1.500

PITCHER	IP	WLS	BF	H	R	ER	SO	BB	IBB	HBP	BLK	WP	HR	S	P	ERA	WHIP

AB	32
R	3
H	8
RBI	3
BB	3
SO	8
LOB	13

Colorado Rockies @ Cleveland Indians

Progressive Field, Cleveland, OH

Fri May 30 2014, 7:09 PM - 10:14 PM EDT

Att. 25,066 - Clear - 76 F

TOP

livebaseballscorecards.com

Batter	1	2	3	4	5	6	7	8	9	AB	R	H	RBI	BB	SO	LOB
19 Charlie Blackmon, L (1, 8) OBP: 0.351, SLG: 0.505	C SI 94 B SI 93 B SI 94 L SI 94 F SI 95 X SL 89 2-2 ① G6-3		F CU 83 B SI 95 F SL 88 C SI 95 1-3 ③ K		1 SAFE B SI 93 X CU 81 1-0 1-2 1B			C SI 91 B SI 90 X SL 85 1-1 ② G4-3		4	0	1	0	0	1	0
6 Corey Dickerson, L (1, 10) OBP: 0.393, SLG: 0.633	B SI 93 C SL 89 F SL 88 C CU 83 1-3 ② K			B SI 94 C SL 89 X SL 90 1-1 5 HR 2B	C SI 95 B SI 94 B SI 94 B SI 95 C SI 95 S CU 85 3-3 ③ K			C SL 84 S SL 85 B SL 86 S SL 86 1-3 ③ K		4	1	1	0	0	3	2
2 Troy Tulowitzki, R (1, 6) OBP: 0.462, SLG: 0.686	X SL 89 0-0 ③ G5-3			B SI 94 C SL 89 X SI 94 1-1 ① G5-3		X SL 87 0-0 ① F8			C FF 96 S FF 96 B FF 96 C KC 86 1-3 ① K	4	0	0	0	0	1	1
5 Carlos González, L (1, 7) OBP: 0.317, SLG: 0.468		B SI 92 F SL 87 B SI 93 B SI 94 B SI 95 4-1 BB		C SI 93 X CH 85 0-1 2-H HR		C SI 93 B SI 94 C CU 83 F SI 96 F CU 86 F SI 95 S SL 90 1-3 ② K			S FF 96 F FF 96 B FF 95 F FF 95 C KC 87 1-3 ② K	3	1	1	2	1	2	0
3 Michael Cuddyer, R (1, 9) OBP: 0.367, SLG: 0.515		C SI 92 B SI 94 F SL 87 S CU 82 1-3 ① K		C SI 95 B SI 95 C SI 95 F SL 90 X SI 96 1-2 ② G3		C SL 89 C CU 83 B FF 95 F CU 85 F SI 96 B SI 96 B SI 95 C SL 92 3-3 ③ K			C FF 96 B KC 87 X FF 95 1-1 ③ P2	4	0	0	0	0	2	1
33 Justin Morneau, L (1, 3) OBP: 0.357, SLG: 0.555		C SI 93 F SI 94 B FF 94 B SL 87 F SL 90 X CU 82 2-2 ② L4		C SI 94 F SI 95 C CU 85 0-3 ③ K			F SI 91 F SL 87 B FF 94 X SL 89 1-2 23 G6-4-3 1B			3	0	1	0	0	1	1
20 Wilin Rosario, R (1, 2) OBP: 0.254, SLG: 0.397		B SL 90 S SL 89 B SI 96 X SI 94 2-1 ③ P3			F SI 95 C SI 94 S CU 84 0-3 ① K		C SI 94 S SL 90 S SL 90 0-3 ① K			3	0	0	0	0	2	2
23 Charlie Culberson, R (1, 5) OBP: 0.221, SLG: 0.277			B SI 93 S SL 89 S SI 94 S CU 84 1-3 ① K		B SL 86 B SI 94 S SI 94 S SL 89 B SL 90 C SI 95 3-3 ② K		B CU 81 X SI 94 1-0 ②③ G6-4-3 1-2f			3	0	0	0	0	2	1
9 DJ LeMahieu, R (1, 4) OBP: 0.324, SLG: 0.329			B SI 93 S SL 88 C SI 95 F SI 95 S SL 89 1-3 ② K		B SL 88 X SI 94 1-0 19 1B 1B			F SL 88 B SL 88 C SI 93 X CU 84 1-2 ① G6-3		3	0	1	0	0	1	0
Inning Stats	R: 0 H: 0 E: 0 LOB: 0 K: 1 BB: 0 S: 8 P: 11	R: 0 H: 0 E: 0 LOB: 1 K: 1 BB: 1 S: 10 P: 19	R: 0 H: 0 E: 0 LOB: 0 K: 3 BB: 0 S: 10 P: 13	R: 2 H: 2 E: 0 LOB: 0 K: 1 BB: 0 S: 13 P: 16	R: 0 H: 2 E: 0 LOB: 2 K: 3 BB: 0 S: 11 P: 19	R: 0 H: 0 E: 0 LOB: 0 K: 2 BB: 0 S: 12 P: 16	R: 0 H: 1 E: 0 LOB: 0 K: 1 BB: 0 S: 7 P: 9	R: 0 H: 0 E: 0 LOB: 0 K: 1 BB: 0 S: 8 P: 11	R: 0 H: 0 E: 0 LOB: 0 K: 2 BB: 0 S: 9 P: 12	1B: 3 SF: 0 2B: 1 SAC: 0 3B: 0 DP: 1 HR: 1 HBP: 0						

	AB	31
	R	2
	H	5
	RBI	2
	BB	1
	SO	15
	LOB	8

WP: 0 PA: 32
PB: 0
SB: 0
CS: 0

PITCHER		IP	WLS	BF	H	R	ER	SO	BB	IBB	HBP	BLK	WP	HR	S	P	ERA	WHIP
28 Corey Kluber, R ERA: 3.04	(1, 1)	7.1	W	27	5	2	2	12	1	0	0	0	0	1	74	107	2.46	0.818
35 Marc Rzepczynski, L ERA: 3.2	(8, 1)	0.2	H	2	0	0	0	1	0	0	0	0	0	0	5	7	0.00	0.000
37 Cody Allen, R ERA: 3.22	(9, 1)	1.0	S	3	0	0	0	2	0	0	0	0	0	0	9	12	0.00	0.000

PITCHER		IP	WLS	BF	H	R	ER	SO	BB	IBB	HBP	BLK	WP	HR	S	P	ERA	WHIP

BOTTOM

Colorado Rockies @ Cleveland Indians

Progressive Field, Cleveland, OH

Fri May 30 2014, 7:09 PM - 10:14 PM EDT

Att. 25,066 - Clear - 76 F

livebaseballscorecards.com

Batter	1	2	3	4	5	6	7	8	9	AB	R	H	RBI	BB	SO	LOB
24 Michael Bourn, L (1, 8) OBP: 0.327, SLG: 0.395	B FF 91 C FF 90 B FF 92 X FF 92 2-1 23 FC3-6 1B	B FF 91 C FF 92 F SL 84 S FF 93 1-3 ① K	B FF 92 S SL 83 X FF 93 1-1 13 HR 3-H 1B	F FF 93 C FF 93 B CH 89 B FF 94 B SL 84 X FF 94 3-2 ③ L7					4	1	2	1	0	1	1
13 Asdrúbal Cabrera, S (1, 6) OBP: 0.322, SLG: 0.382	B FF 89 F SL 83 C FF 90 S FF 92 1-3 ① K	B SL 84 S FF 93 F FF 92 X CH 86 1-2 ② G3	D CH 84 1 SAFE S SI 90 1 SAFE X SL 81 1-1 1-H HR	L FF 92 B FF 92 S FF 92 F FF 92 S FF 93 1-3 ① K					4	1	1	2	0	2	1
23 Michael Brantley, L (1, 7) OBP: 0.374, SLG: 0.510	1 SAFE B FF 91 D CH 83 F FF 92 C FF 92 F FF 92 X SL 84 2-2 ② FC3-6 22 1B 8 1B 1-2f	F SL 81 F CH 86 B FF 92 B CH 85 X FF 92 2-2 ③ G5-3	B SL 82 X FF 92 1-0 22 G3 8 2B	C CU 74 X FF 93 0-1 ② G4-3					4	2	1	0	0	0	1
22 Jason Kipnis, L (1, 4) OBP: 0.347, SLG: 0.382	1 SAFE B FF 90 C SL 80 S CH 85 B FF 92 B FF 93 X SL 82 3-2 8 1B 1-3 1B	B SL 82 X FF 91 1-0 ① L8	2 SAFE B FF 91 C FF 92 B SL 82 F FF 92 B FF 91 X SL 84 3-2 ② G3 2-3	C CU 74 B CU 75 F FF 93 B FF 93 X FF 93 2-2 1B					4	0	2	0	0	0	1
8 Lonnie Chisenhall, L (1, 5) OBP: 0.418, SLG: 0.528	C FF 93 X FF 93 0-1 1-2 3-H 1B	B SL 83 F FF 91 B FF 93 B SL 84 X FF 91 3-1 ② G3	B SI 91 C FF 91 C FF 92 X FF 90 1-2 3-H 2B	X SI 92 0-0 ③ L7					4	0	2	2	0	0	1
25 Jason Giambi, L (1, 10) OBP: 0.267, SLG: 0.385	C FF 92 B FF 92 F FF 93 B FF 92 B FF 93 X FF 94 3-2 ③ G4-3	C FF 92 S CH 86 X FF 94 0-2 1B	X FF 96 0-0 ③ G6-3				X SI 92 0-0 ① G3		4	0	1	0	0	0	3
10 Yan Gomes, R (1, 2) OBP: 0.313, SLG: 0.430	C FF 91 C SL 85 B SL 83 B FF 94 X SL 85 2-2 ① G6-3	C FF 93 X SL 86 0-1 ③ F9	C FC 94 B SL 85 B FF 95 S CH 86 B FF 94 B FF 94 4-2 36 G4-6-3 7 BB BB				C FF 92 C CU 77 X FC 90 0-2 ② F9		3	0	0	0	1	0	1
7 David Murphy, L (1, 9) OBP: 0.335, SLG: 0.433	C FF 92 B CH 86 B FF 92 F SL 82 B FF 92 F FF 91 F FF 93 X FF 92 3-2 ② G4-3	C FF 90 F SL 82 B FF 90 F FF 91 B CH 86 F FF 92 F FF 93 X SL 84 2-2 36 L8 24 1B 2B	B FF 94 B CH 85 B FF 94 B FF 94 4-0 36 G4-6-3 1-2 BB				F SI 92 B FS 87 S CU 78 S FS 87 1-3 ③ K2-3		3	1	1	0	1	1	0
36 Jesús Aguilar, R (1, 3) OBP: 0.235, SLG: 0.143	X SL 85 0-0 ③ G3-1	C SL 84 S FF 94 D SL 84 B SL 84 F FF 92 X FF 92 2-2 ① L8 2-3	C FF 94 F SL 83 X FF 93 0-2 ①② G4-6-3 1-2f 2-3						3	0	0	0	0	0	3
Inning Stats	R: 1 H: 3 E: 0 LOB: 2 K: 1 BB: 0 S: 17 P: 28	R: 0 H: 0 E: 0 LOB: 0 K: 0 BB: 0 S: 9 P: 14	R: 0 H: 0 E: 0 LOB: 0 K: 1 BB: 0 S: 10 P: 14	R: 0 H: 1 E: 0 LOB: 1 K: 0 BB: 0 S: 8 P: 12	R: 4 H: 5 E: 0 LOB: 1 K: 0 BB: 2 S: 22 P: 33	R: 0 H: 0 E: 0 LOB: 1 K: 0 BB: 0 S: 8 P: 19	R: 0 H: 1 E: 0 LOB: 1 K: 1 BB: 0 S: 10 P: 13	R: 0 H: 0 E: 0 LOB: 0 K: 1 BB: 0 S: 7 P: 8		1B: 6 SF: 0 2B: 3 SAC: 0 3B: 0 DP: 1 HR: 1 HBP: 0					WP: 0 PA: 35 PB: 0 SB: 0 CS: 0	

	AB	33
	R	5
	H	10
	RBI	5
	BB	2
	SO	4
	LOB	12

PITCHER		IP	WLS	BF	H	R	ER	SO	BB	IBB	HBP	BLK	WP	HR	S	P	ERA	WHIP
12 Juan Nicasio, R ERA: 4.06	(1, 1)	4.2	L	23	9	5	5	2	0	0	0	0	0	1	65	100	9.64	1.929
54 Tommy Kahnle, R ERA: 2.2	(5, 1)	1.1		5	0	0	0	0	2	0	0	0	0	0	9	20	0.00	1.500
34 Matt Belisle, R ERA: 3.68	(7, 1)	1.0		4	1	0	0	1	0	0	0	0	0	0	10	13	0.00	1.000
37 Nick Masset, R ERA: 3.86	(8, 1)	1.0		3	0	0	0	1	0	0	0	0	0	0	7	8	0.00	0.000

PITCHER	IP	WLS	BF	H	R	ER	SO	BB	IBB	HBP	BLK	WP	HR	S	P	ERA	WHIP

Colorado Rockies @ Cleveland Indians

Progressive Field, Cleveland, OH

Sat May 31 2014, 3:08 PM - 6:11 PM EDT

Att. 20,174 - Sunny - 77 F

TOP

livebaseballscorecards.com

Batter	1	2	3	4	5	6	7	8	9	AB	R	H	RBI	BB	SO	LOB
19 Charlie Blackmon, L (1, 9) OBP: 0.353, SLG: 0.520	C FF 93 F FF 92 X FC 86 0-2 G4-3		D CH 86 F FF 95 X FF 94 1-1 5 S 3 1B 3-H 1B		X CH 83 0-0 F8		X SL 81 0-0 1-H 2-H HR			4	1	2	4	0	0	1
3 Michael Cuddyer, R (1, 5) OBP: 0.363, SLG: 0.505	F FC 86 B FF 95 X FC 86 1-1 G6-3		1 SAFE X FC 87 0-0 5 S 1-2 1B		S FF 94 X FF 94 0-1 P3		F FC 91 C FC 89 F FC 91 S SL 81 0-3 K			4	0	1	0	0	1	1
5 Carlos González, L (1, 7) OBP: 0.311, SLG: 0.458	C CH 85 S FF 94 S FF 95 0-3 K		C FF 95 F KC 76 F KC 81 F FF 97 B FF 95 D CH 90 F FF 97 S CH 88 2-3 K 1-2 2-3			F CH 87 T FC 87 F FF 95 F FF 94 B KC 80 S FC 86 1-3 K	B FC 93 B FC 92 F FC 92 S SL 79 T FC 92 2-2 K			4	0	0	0	0	4	2
2 Troy Tulowitzki, R (1, 6) OBP: 0.454, SLG: 0.670		C FC 84 B CH 83 C FF 94 B CH 88 X FF 95 2-2 F7	D KC 79 B FC 88 F FF 97 F FF 97 D KC 82 C KC 81 3-3 K			F FC 87 B FF 90 F FF 95 S FC 87 1-3 K		B FC 92 C SL 78 S SL 78 X FC 93 1-2 G1-3		4	0	0	0	0	2	2
33 Justin Morneau, L (1, 3) OBP: 0.351, SLG: 0.544		B CH 84 B FF 94 F FF 93 F FF 95 B CH 86 X FF 96 3-2 F9		F FF 94 B FF 94 B CH 84 F FF 94 F FF 95 X FC 88 2-2 G4-3		B CH 84 B CH 85 F FF 94 F FF 95 X FC 87 2-2 G3-1		C FC 92 S SL 80 B SL 80 X FC 93 1-2 G4-3		4	0	0	0	0	0	0
13 Drew Stubbs, R (1, 8) OBP: 0.360, SLG: 0.471		C FC 87 B FF 94 S FF 94 C FF 96 1-3 K		B FC 85 F FF 95 B FF 94 S FC 86 B KC 78 X FF 96 3-2 G6-3			B FF 92 X SL 86 1-0 F9	B FC 91 C FC 91 B FC 91 F FC 91 B SL 80 C SL 78 3-3 K		4	0	0	0	0	2	0
6 Corey Dickerson, L (1, 10) OBP: 0.398, SLG: 0.659			S CH 85 F FF 94 X KC 80 0-2 G6-3 B CH 86 F FF 96 S FF 94 B KC 80 F FF 96 F FC 87 F FF 96 F KC 80 S FF 96 2-3 K				C FF 92 B SL 87 C FF 93 X CU 78 1-2 HR		C FF 97 B FF 97 S FF 97 B FF 98 B FF 96 B FF 97 4-2 9 G6-3 BB	3	1	1	1	1	1	0
20 Wilin Rosario, R (1, 2) OBP: 0.261, SLG: 0.395			C FC 85 S FC 87 B ST 83 B FF 96 B FF 96 B FC 87 4-2 9 2B 9 E BB		C FF 94 S FC 85 C ST 80 0-3 K		B SL 88 B SL 88 C FF 93 X SL 88 2-1 9 1B 19 HR 1B		B FF 97 B FF 97 X FF 96 2-0 P4	3	2	1	0	1	1	1
9 DJ LeMahieu, R (1, 4) OBP: 0.333, SLG: 0.345			C FF 94 B FF 95 B FC 88 X FC 86 2-1 E9 19 1B 1-H 2B		C FF 94 C CH 84 X ST 81 0-2 1B		C FF 93 B FF 93 X SL 87 1-1 19 HR 1-2 1B		X FF 96 0-0 G6-3 1-2f	4	2	3	0	0	0	1
Inning Stats	R: 0 E: 0 K: 1 S: 8 H: 0 LOB: 0 BB: 0 P: 9	R: 0 E: 0 K: 1 S: 9 H: 0 LOB: 0 BB: 0 P: 15	R: 2 E: 1 K: 2 S: 19 H: 3 LOB: 2 BB: 1 P: 31	R: 0 E: 0 K: 1 S: 14 H: 0 LOB: 0 BB: 0 P: 21	R: 0 E: 0 K: 1 S: 9 H: 1 LOB: 1 BB: 0 P: 9	R: 0 E: 0 K: 2 S: 11 H: 0 LOB: 0 BB: 0 P: 15	R: 4 E: 0 K: 2 S: 16 H: 4 LOB: 0 BB: 0 P: 23	R: 0 E: 0 K: 1 S: 9 H: 0 LOB: 0 BB: 0 P: 14	R: 0 E: 0 K: 0 S: 4 H: 0 LOB: 0 BB: 1 P: 10	1B: 5 2B: 1 3B: 0 HR: 2 SF: 0 SAC: 0 DP: 1 HBP: 0						

	AB	34
	R	6
	H	8
	RBI	5
	BB	2
	SO	11
	LOB	8

PITCHER		IP	WLS	BF	H	R	ER	SO	BB	IBB	HBP	BLK	WP	HR	S	P	ERA	WHIP
47 Trevor Bauer, R ERA: 3.63	(1, 1)	6.0		23	4	2	2	8	1	0	0	0	0	0	70	100	3.00	0.833
48 Scott Atchison, R ERA: 2.59	(7, 1)	0.1		4	3	3	3	0	0	0	0	0	0	1	8	13	81.00	9.000
88 Josh Outman, L ERA: 2.95	(7, 1)	0.0	B	1	1	1	1	0	0	0	0	0	0	1	1	1	∞	∞
27 Bryan Shaw, R ERA: 1.37	(7, 1)	1.2	W	5	0	0	0	3	0	0	0	0	0	0	16	23	0.00	0.000
37 Cody Allen, R ERA: 3.09	(9, 1)	1.0	S	3	0	0	0	0	1	0	0	0	0	0	4	10	0.00	1.000

PITCHER		IP	WLS	BF	H	R	ER	SO	BB	IBB	HBP	BLK	WP	HR	S	P	ERA	WHIP

BOTTOM

Colorado Rockies @ Cleveland Indians

Progressive Field, Cleveland, OH

Sat May 31 2014, 3:08 PM - 6:11 PM EDT

Att. 20,174 - Sunny - 77 F

livebaseballscorecards.com

Batter	1	2	3	4	5	6	7	8	9	AB	R	H	RBI	BB	SO	LOB
24 Michael Bourn, L (1, 8) OBP: 0.329, SLG: 0.391	C FF 89 S FF 90 X FF 91 0-2 ① F7	C FF 91 X FF 91 0-1 ② F8		B FF 91 B FF 92 F FF 92 B SL 86 B FF 92 4-1 1-2 BB		B SI 92 B SI 92 X SI 93 2-0 1-2 1B		X FF 94 0-0 ②③ G6-4-3 1-2f		4	0	1	0	1	0	1
13 Asdrúbal Cabrera, S (1, 6) OBP: 0.321, SLG: 0.379	C FF 90 F FF 90 B FF 91 X FF 92 1-2 23 G3-1 23 PB 1B	B FF 88 F SL 86 B CH 86 X SI 92 2-1 ③ F9		B FF 92 B SL 87 C SI 93 F FF 88 X CU 77 2-2 ③ G5-3		F SI 93 B SI 94 B CU 78 F FF 94 S FS 86 2-3 ② K				4	0	1	0	0	1	4
23 Michael Brantley, L (1, 7) OBP: 0.368, SLG: 0.500	B FF 92 F SI 88 F SL 88 B SI 93 F FF 92 B CU 74 X FF 88 3-2 ② G3-1 1-3		C FF 89 B CH 79 X CH 86 1-1 ① G4-3		L SL 85 B FF 90 F SI 92 X CU 75 1-2 ① L4	C CU 78 X SI 93 0-1 ③ G3				4	0	0	0	0	0	3
9 Ryan Raburn, R (1, 10) OBP: 0.267, SLG: 0.276	B FF 92 X CH 83 1-0 ③ G1-3		B CU 71 S FF 89 X FF 89 1-1 ② F9		X SL 87 0-0 ② G5-3		B ST 81 C ST 81 C FF 92 S ST 83 1-3 ① K			4	0	0	0	0	1	1
10 Yan Gomes, R (1, 2) OBP: 0.317, SLG: 0.432		C FF 90 X CH 83 0-1 7 1B 8 1B 1B	C FF 90 X CH 86 0-1 1B		B FF 92 B FF 92 B SI 91 C SI 90 X SI 92 3-1 ③ F8		B ST 83 C FF 92 X ST 82 1-1 ② F9			4	1	2	0	0	0	0
7 David Murphy, L (1, 9) OBP: 0.333, SLG: 0.429		X FF 92 0-0 8 1B 36 PB 4 HR 1-3 1B	B FF 90 B FF 91 S SL 87 T FF 92 1 SAFE F FF 92 X FF 88 2-2 ③ F9			S SL 86 T CH 87 S CU 73 0-3 ① K	C ST 83 S SI 95 B FF 95 S FF 95 1-3 ③ K			4	1	1	0	0	2	1
36 Jesús Aquilar, R (1, 3) OBP: 0.300, SLG: 0.188 22 Jason Kipnis, L (8, PH) OBP: 0.352, SLG: 0.382 (9, 4)	C CH 87 B FF 94 B FF 94 S CU 76 S CU 77 2-3 ① K 1-2		C FF 90 F SI 91 B SI 91 X SI 93 1-2 24 BB 1B			C CU 73 B SL 86 B CH 81 B SL 87 B CH 87 4-1 8 HR BB		B SL 87 B SL 87 B FF 94 C FF 94 B SL 87 4-1 8 SH5-3 4 1B BB		2 0	1 1	1 0	0 0	1 1	1 0	2 0
8 Lonnie Chisenhall, L (1, 5) OBP: 0.424, SLG: 0.554 (9, 3)	X SI 89 0-0 4 HR 2-3 3-H 1B		B FF 92 F SI 92 B FF 93 F FF 88 F SI 93 S FF 93 2-3 ① K		B SI 92 C CH 87 F FF 94 F SI 93 F SL 87 B CU 75 X FF 92 2-2 1-H HR		X FF 93 0-0 ① SH5-3 1-2		3	2	2	3	0	1	1
4 Mike Aviles, R (1, 4) OBP: 0.305, SLG: 0.392 (9, 5)	B FF 93 X FF 92 1-0 1-H 3-H HR		C SI 92 B FF 92 X 1-1 ② P5		X FC 90 0-0 24 1B 1B		B FF 94 C FF 94 C FF 95 F FF 94 X SL 90 1-2 24 G6-4-3 2-H 1B		4	1	3	4	0	0	1

Inning Stats	1	2	3	4	5	6	7	8	9
	R: 0 E: 0 K: 0 S: 11	H: 1 LOB: 1 BB: 0 P: 16	R: 4 E: 0 K: 1 S: 12	H: 4 LOB: 0 BB: 0 P: 17	R: 0 E: 0 K: 0 S: 10	H: 1 LOB: 1 BB: 0 P: 14	R: 0 E: 0 K: 1 S: 13	H: 1 LOB: 2 BB: 1 P: 23	R: 0 E: 0 K: 0 S: 6	H: 0 LOB: 0 BB: 0 P: 10	R: 2 E: 0 K: 2 S: 16	H: 3 LOB: 2 BB: 1 P: 26	R: 0 E: 0 K: 2 S: 8	H: 0 LOB: 0 BB: 0 P: 11	R: 1 E: 0 K: 0 S: 7	H: 1 LOB: 0 BB: 1 P: 12

	AB	33
	R	7
	H	11
	RBI	7
	BB	3
	SO	6
	LOB	14

	1B: 9	SF: 0
	2B: 0	SAC: 1
	3B: 0	DP: 1
	HR: 2	HBP: 0

	WP: 0	PA: 37
	PB: 2	
	SB: 0	
	CS: 0	

PITCHER		IP	WLS	BF	H	R	ER	SO	BB	IBB	HBP	BLK	WP	HR	S	P	ERA	WHIP
56 Franklin Morales, L ERA: 6.03	(1, 1)	5.1		26	8	6	6	3	2	0	0	0	0	2	61	95	10.12	1.875
37 Nick Masset, R ERA: 3.65	(6, 1)	0.2		4	2	0	0	1	0	0	0	0	0	0	7	11	0.00	3.000
0 Adam Ottavino, R ERA: 1.8	(7, 1)	1.0		3	0	0	0	2	0	0	0	0	0	0	8	11	0.00	0.000
49 Rex Brothers, L ERA: 3.7	(8, 1)	1.0	L	4	1	1	1	0	1	0	0	0	0	0	7	12	9.00	2.000

PITCHER	IP	WLS	BF	H	R	ER	SO	BB	IBB	HBP	BLK	WP	HR	S	P	ERA	WHIP

Colorado Rockies @ Cleveland Indians

Progressive Field, Cleveland, OH

Sun Jun 01 2014, 1:07 PM - 4:17 PM EDT

Att. 16,682 - Partly Cloudy - 80 F

livebaseballscorecards.com

TOP

Batter	1	2	3	4	5	6	7	8	9	AB	R	H	RBI	BB	SO	LOB
19 Charlie Blackmon, L (1, 8) OBP: 0.345, SLG: 0.510	F FF 88 B FF 88 B FF 89 S CH 81 C FF 90 2-3 K	D CH 81 F FC 85 C FF 89 X FF 90 1-2 G5-3			M FF 87 F FF 89 S CU 77 0-3 K		F FC 93 X SL 80 0-1 SF8 2-3 3-H		S SL 87 B FF 93 F SL 88 B FF 94 S SL 89 2-3 K	4	0	0	1	0	3	2
3 Michael Cuddyer, R (1, 5) OBP: 0.368, SLG: 0.505	B FF 91 S FC 85 F FF 91 F FF 91 X FC 86 1-2 1B		S FC 85 B FF 90 X FF 88 1-1 2 1B 33 G4-3 1B		B CU 76 C FC 84 F FC 84 F FF 89 B FF 90 X FC 84 2-2 G6-3		B SL 79 B FC 94 S SL 80 B SL 80 X FC 92 3-1 L9			4	1	2	0	0	0	1
5 Carlos González, L (1, 7) OBP: 0.310, SLG: 0.454	C FC 84 1 SAFE 1 SAFE B FF 88 1 SAFE B FF 90 X FC 85 2-1 L7		1 SAFE S CU 76 1 SAFE B FF 89 B CU 75 1 SAFE C FC 86 F FF 90 1 SAFE 3-3 B FF 89 C CU 75 K		S CU 77 B FF 89 X CU 77 1-1 G6-3			X FC 91 0-0 33 G6-3 2 G6-3 1B		4	0	1	0	0	1	2
2 Troy Tulowitzki, R (1, 6) OBP: 0.450, SLG: 0.661	1 SAFE C FC 86 1 SAFE B FF 89 F FC 86 B FC 85 1 SAFE F FC 85 F FF 90 2-3 C CU 76 K		B FC 85 B CU 75 X FC 86 2-0 33 G4-3 1-3 1B			C CU 76 C FF 88 B CU 78 F FF 88 C FC 84 1-3 K		B SL 79 B FC 90 C FC 92 X FC 92 2-1 G6-3 1-2		4	0	1	0	0	2	2
33 Justin Morneau, L (1, 3) OBP: 0.344, SLG: 0.533		C FF 88 S CU 74 X FF 90 0-2 E5 6 HR	S CU 76 X FC 86 0-1 G4-3 2-3 3-H			B FF 90 S CU 78 F CU 78 S CU 78 1-3 K2-3		B SL 86 B SI 91 F SI 92 X SL 85 2-1 G6-3 2-3		4	1	0	1	0	1	2
6 Corey Dickerson, L (1, 10) OBP: 0.392, SLG: 0.674		C FF 88 X CH 82 0-1 1-H HR	B FF 88 D FC 84 X FC 85 2-0 F9			F FF 89 C SL 77 S SL 84 0-3 K		B SI 94 C SL 86 D SL 86 B SL 85 C SI 92 X SL 87 3-2 G6-3		4	1	1	2	0	1	2
1 Brandon Barnes, R (1, 9) OBP: 0.351, SLG: 0.404		S FF 89 F FF 89 S FC 86 0-3 K		B FC 84 B FC 84 S FF 89 B FC 85 F FF 90 X FF 90 3-2 F9			B FC 92 C FC 91 X FC 92 1-1 9 SH1-4 19 SF8 2B		B FF 92 F SL 88 B FF 93 S SL 88 C FF 94 2-3 K	4	1	1	0	0	2	0
58 Jordan Pacheco, R (1, 2) OBP: 0.300, SLG: 0.347		C FF 90 B FF 90 B FC 86 F FF 89 F FC 85 F FF 91 F CU 78 D CU 77 F FC 85 4-2 B FF 90 9 SH1-3 BB		B FF 89 B FF 90 B FF 90 C FF 90 X FF 90 3-1 G6-3			S FC 91 B SL 79 B SL 78 F FC 92 F FC 92 D SL 80 B FC 92 4-2 19 SF8 9 SH1-4 BB		B FF 92 F FF 91 C SL 90 B SL 89 S SL 89 2-3 K	2	0	0	0	2	1	0
9 DJ LeMahieu, R (1, 4) OBP: 0.335, SLG: 0.353		X FF 89 0-0 SH1-3 1-2		C FF 90 C CU 77 F FF 90 B CU 80 F FF 89 C FF 90 1-3 K			T FC 91 X FC 92 0-1 SH1-4 1-2 2-3		F SL 89 X FF 93 0-1 2B	2	0	1	0	0	1	0
Inning Stats	R: 0 E: 0 K: 2 S: 14 H: 1 LOB: 1 BB: 0 P: 21	R: 2 E: 1 K: 1 S: 18 H: 1 LOB: 1 BB: 1 P: 23	R: 1 E: 0 K: 1 S: 10 H: 2 LOB: 1 BB: 0 P: 18	R: 0 E: 0 K: 1 S: 10 H: 0 LOB: 0 BB: 0 P: 17	R: 0 E: 0 K: 1 S: 9 H: 0 LOB: 0 BB: 0 P: 12	R: 0 E: 0 K: 3 S: 10 H: 0 LOB: 0 BB: 0 P: 12	R: 1 E: 0 K: 0 S: 11 H: 1 LOB: 1 BB: 1 P: 19	R: 0 E: 0 K: 0 S: 8 H: 1 LOB: 1 BB: 0 P: 15	R: 0 E: 0 K: 3 S: 11 H: 1 LOB: 1 BB: 0 P: 17	1B: 4 2B: 2 3B: 0 HR: 1 SF: 1 SAC: 2 DP: 0 HBP: 0						

	AB	32
	R	4
	H	7
	RBI	4
	BB	2
	SO	12
	LOB	11

WP: 0 PA: 37
PB: 0
SB: 0
CS: 0

PITCHER		IP	WLS	BF	H	R	ER	SO	BB	IBB	HBP	BLK	WP	HR	S	P	ERA	WHIP
43 Josh Tomlin, R ERA: 3.06	(1, 1)	5.2		23	4	3	2	8	1	0	0	0	0	1	68	100	3.18	0.882
88 Josh Outman, L ERA: 2.89	(6, 1)	0.1	H	1	0	0	0	1	0	0	0	0	0	0	3	3	0.00	0.000
27 Bryan Shaw, R ERA: 1.63	(7, 1)	1.1	B	7	2	1	1	0	1	0	0	0	0	0	14	24	6.75	2.250
35 Marc Rzepczynski, L ERA: 3.1	(8, 1)	0.2		2	0	0	0	0	0	0	0	0	0	0	5	10	0.00	0.000
48 Scott Atchison, R ERA: 2.49	(9, 1)	1.0	W	4	1	0	0	3	0	0	0	0	0	0	11	17	0.00	1.000

PITCHER		IP	WLS	BF	H	R	ER	SO	BB	IBB	HBP	BLK	WP	HR	S	P	ERA	WHIP

Colorado Rockies @ Cleveland Indians

Progressive Field, Cleveland, OH

Sun Jun 01 2014, 1:07 PM - 4:17 PM EDT

Att. 16,682 - Partly Cloudy - 80 F

livebaseballscorecards.com

BOTTOM

Batter	1	2	3	4	5	6	7	8	9	AB	R	H	RBI	BB	SO	LOB
24 Michael Bourn, L (1, 8) OBP: 0.331, SLG: 0.406	B FF 84 C SI 86 B SI 85 B SI 86 B FF 84 4-1 13 E 23 1B BB	F FF 88 C SI 87 X CU 76 0-2 ① G1-3 1-2		F SI 88 B SI 87 B FF 88 X SI 89 2-1 ② F8			C FF 92 S SL 85 B SL 88 B FF 92 C FF 91 2-3 ① K		C ST 81 X FF 93 0-1 2-H HR	4	2	1	2	1	1	3
13 Asdrúbal Cabrera, S (1, 6) OBP: 0.320, SLG: 0.374	1 SAFE B FF 86 B CH 79 B FF 87 C FF 86 B FF 89 4-1 8 FC2 23 1B 25 BB 1-2 BB	C SI 89 C SI 90 X SI 88 0-2 ②③ L3-6 2-2		C FF 90 D SI 87 X SI 88 1-1 ③ G3			X FF 92 0-0 ② F8			3	1	0	0	1	0	3
23 Michael Brantley, L (1, 7) OBP: 0.370, SLG: 0.505	C FF 86 B SI 86 X SI 86 1-1 25 BB 8 FC2 7 SF7 1-2 2-H 1B	C FF 89 B CU 74 F SI 88 X SI 90 1-2 22 F8 8 SF9 2B	C CU 71 B CU 74 B CH 82 B SI 87 X FF 89 3-1 ① G4-3				C SL 84 B FF 92 C FF 91 B SL 87 S SL 86 2-3 ③ K			4	2	2	1	0	1	0
22 Jason Kipnis, L (1, 4) OBP: 0.341, SLG: 0.368	B FF 88 C CH 78 F SI 88 F CU 75 C SI 87 1-3 ① K	C CU 73 B SI 90 X SI 89 1-1 ① F8 2-3	C FF 90 F SI 91 B FF 90 B SI 88 F SI 90 S FF 90 2-3 ② K					C SL 80 X SL 82 0-1 ① F8		4	0	0	0	0	2	3
8 Lonnie Chisenhall, L (1, 3) OBP: 0.412, SLG: 0.541	F SI 87 X CH 82 0-1 FC2 25 BB 1-2 2-3	F CH 83 B SL 81 F FF 92 B FF 92 B CU 78 X CU 76 3-2 ② SF9 3-H	B SI 89 X CU 76 1-0 ③ F7					X FF 92 0-0 ② F8		3	0	0	1	0	0	2
25 Jason Giambi, L (1, 10) OBP: 0.273, SLG: 0.357 9 Ryan Raburn, R (8, PH) OBP: 0.274, SLG: 0.283 (9, 10)	B SI 88 D SI 88 D SI 88 B FC 86 4-0 1-2 2-3 3-H BB	F FF 91 C FF 92 B FF 91 D CU 77 S CU 76 2-3 ③ K				B FF 94 X FF 95 1-0 ① G5-3		B FF 92 C SL 82 B SI 92 S SL 82 X SL 83 2-2 1B		2 1	0 0	0 1	1 0	1 0	1 0	0 0
7 David Murphy, L (1, 9) OBP: 0.332, SLG: 0.427	C CU 71 X CH 80 0-1 ② SF7 3-H			B CU 72 B SI 87 C SI 89 B SI 88 X SI 88 3-1 ① G3		C FF 93 X FF 95 0-1 4 E 1B		B SL 82 S SL 82 X SL 80 1-1 ③ G3		3	0	1	1	0	0	1
4 Mike Aviles, R (1, 5) OBP: 0.310, SLG: 0.395	C FF 89 F CU 76 F FF 92 F FF 90 F SL 80 S SL 80 0-3 ③ K			C SI 90 F FF 92 F FF 92 F FF 92 X SL 80 0-2 53 S 1B		1 SAFE X FF 94 0-0 ② F8 1-2			C FF 93 B FF 94 X FF 93 1-1 53 SH1-4 24 HR 1B	4	1	2	0	0	1	3
53 George Kottaras, L (1, 2) OBP: 0.714, SLG: 2.000		B FF 88 C FF 88 C SI 88 B SI 90 B SI 88 B SI 89 4-2 13 L3-6 24 G1-3 BB		D SI 89 D SI 89 B FC 86 B FF 88 4-0 1-2 BB		B FF 94 B FF 94 X FF 94 2-0 ③ G4-3			X FF 94 0-0 ① SH1-4 1-2	1	0	0	0	2	0	1
Inning Stats	R: 3 E: 1 K: 2 S: 19 H: 1 LOB: 2 BB: 3 P: 33	R: 0 E: 0 K: 0 S: 8 H: 0 LOB: 0 BB: 1 P: 12	R: 1 E: 0 K: 1 S: 11 H: 1 LOB: 0 BB: 0 P: 18	R: 0 E: 0 K: 0 S: 11 H: 1 LOB: 2 BB: 1 P: 21	R: 0 E: 0 K: 1 S: 7 H: 0 LOB: 0 BB: 0 P: 13	R: 0 E: 1 K: 0 S: 5 H: 1 LOB: 1 BB: 0 P: 8	R: 0 E: 0 K: 2 S: 7 H: 0 LOB: 0 BB: 0 P: 11	R: 0 E: 0 K: 0 S: 8 H: 1 LOB: 1 BB: 0 P: 11	R: 2 E: 0 K: 0 S: 5 H: 2 LOB: 0 BB: 0 P: 6	1B: 5 2B: 2 3B: 0 HR: 1 SF: 2 SAC: 1 DP: 1 HBP: 0						

	AB	29
	R	6
	H	7
	RBI	6
	BB	5
	SO	6
	LOB	16

PITCHER		IP	WLS	BF	H	R	ER	SO	BB	IBB	HBP	BLK	WP	HR	S	P	ERA	WHIP
45 Jhoulys Chacín, R ERA: 5.51	(1, 1)	5.0		23	3	4	4	4	5	0	0	0	0	0	56	97	7.20	1.600
54 Tommy Kahnle, R ERA: 2.12	(6, 1)	1.0		4	1	0	0	0	0	0	0	0	0	0	5	8	0.00	1.000
49 Rex Brothers, L ERA: 3.55	(7, 1)	1.0		3	0	0	0	2	0	0	0	0	0	0	7	11	0.00	0.000
48 Boone Logan, L ERA: 5.4	(8, 1)	1.0		4	1	0	0	0	0	0	0	0	0	0	8	11	0.00	1.000
0 Adam Ottavino, R ERA: 2.49	(9, 1)	0.1	L	3	2	2	2	0	0	0	0	0	0	1	5	6	54.00	6.000

PITCHER	IP	WLS	BF	H	R	ER	SO	BB	IBB	HBP	BLK	WP	HR	S	P	ERA	WHIP

Batter	1	2	3	4	5	6	7	8	9	AB	R	H	RBI	BB	SO	LOB
26 Brock Holt, L (1, 3) OBP: 0.380, SLG: 0.489	C FF 90 F FF 92 C SL 81 0-3 ① K	B SI 87 B FF 90 C SI 88 B SI 88 C SI 88 X FF 89 3-2 ③ G4-3			C SL 78 S SI 90 F FF 93 F SL 83 X SI 92 0-2 ② G1-3			B FC 92 B FC 93 C FC 92 B FC 92 C FC 91 X FC 92 3-2 2 HR 1B		4	1	1	0	0	1	1
2 Xander Bogaerts, R (1, 5) OBP: 0.391, SLG: 0.443	B FF 92 B SI 91 X FF 91 2-0 40 BB 15 BB 1B		B SI 89 S SI 89 C SL 81 S SI 92 1-3 ① K		C SL 81 F SL 81 F SI 91 S SI 90 0-3 ③ K			F FC 92 F SL 78 B FC 92 X FC 93 1-2 1-H HR		4	1	2	2	0	2	0
15 Dustin Pedroia, R (1, 4) OBP: 0.349, SLG: 0.379	B SI 88 D SI 89 C SI 88 B SI 88 C FF 90 B SI 89 4-2 40 BB 1-2 BB		B FF 92 C FF 92 B SL 82 X SI 88 2-1 34 BB 1B			C FF 90 F FF 93 S FF 93 0-3 ① K		C FC 93 X SL 81 0-1 ② G4-3		3	0	1	0	1	1	0
34 David Ortiz, L (1, 10) OBP: 0.370, SLG: 0.485	C SI 90 X SL 80 0-1 ② F8		B SI 90 B SI 90 B SI 90 B FF 92 4-0 40 G1-4-6-3 1-2 BB			S SL 78 B SI 91 B SI 89 X FF 92 2-1 40 G4-6-3 1B		B SL 86 C SL 85 X SI 92 1-1 ③ L8		3	0	1	0	1	0	2
40 A.J. Pierzynski, L (1, 2) OBP: 0.316, SLG: 0.410	S SI 90 F SI 90 B FF 93 B FF 92 F SI 89 B SI 92 F SI 92 B FF 92 4-2 1-2 2-3 BB		X FF 91 0-0 ② ③ G1-4-6-3 1-2f			F SI 90 D SL 80 X SI 90 1-1 ② ③ G4-6-3 1-2f			B KC 85 X FF 96 1-0 ① G4-3	3	0	0	0	1	0	3
5 Jonny Gomes, R (1, 7) OBP: 0.329, SLG: 0.382	B SI 90 B SI 90 B FF 90 C FF 89 C FF 89 C FF 91 3-3 ③ K			C FF 90 S SL 83 S SL 82 0-3 ① K			C SI 89 B SL 81 B SI 86 B SL 81 X FF 90 3-2 ① F7		C FF 96 B FF 96 C KC 88 S KC 88 1-3 ② K	4	0	0	0	0	3	3
38 Grady Sizemore, L (1, 9) OBP: 0.295, SLG: 0.346		C FF 90 B SI 91 F FF 91 B SL 81 F SI 89 X FF 91 2-2 ① P5		C SI 89 F FF 91 S SL 83 0-3 ② K			C SL 76 F SI 91 B FF 91 B SL 80 S SL 79 2-3 ② K		S FF 96 B FF 96 S FF 96 F FF 97 B KC 88 B KC 88 X FF 96 3-2 ③ P6	4	0	0	0	0	2	0
7 Stephen Drew, L (1, 6)		C FF 92 B SL 79 B FF 91 B SI 87 B FF 87 4-1 BB		C FF 92 C SL 83 S SL 82 0-3 ③ K			C SI 87 X SI 90 0-1 ③ G3			2	0	0	0	1	1	0
25 Jackie Bradley Jr., L (1, 8) OBP: 0.283, SLG: 0.300		C SI 87 T FF 92 B SI 90 T SI 88 1-2 ② K			C SI 85 X SL 80 0-1 ① L8			C FC 92 X FC 91 0-1 ① G4-3		3	0	0	0	0	1	1
Inning Stats	R: 0 E: 0 K: 2 S: 15 H: 1 LOB: 3 BB: 2 P: 28	R: 0 E: 0 K: 1 S: 11 H: 0 LOB: 1 BB: 1 P: 21	R: 0 E: 0 K: 1 S: 6 H: 1 LOB: 1 BB: 1 P: 13	R: 0 E: 0 K: 3 S: 9 H: 0 LOB: 0 BB: 0 P: 9	R: 0 E: 0 K: 1 S: 11 H: 0 LOB: 0 BB: 0 P: 11	R: 0 E: 0 K: 1 S: 7 H: 1 LOB: 0 BB: 0 P: 10	R: 0 E: 0 K: 1 S: 8 H: 0 LOB: 0 BB: 0 P: 13	R: 2 E: 0 K: 0 S: 12 H: 2 LOB: 0 BB: 0 P: 17	R: 0 E: 0 K: 1 S: 8 H: 0 LOB: 0 BB: 0 P: 13	1B: 4 2B: 0 3B: 0 HR: 1 SF: 0 SAC: 0 DP: 2 HBP: 0						

PITCHER		IP	WLS	BF	H	R	ER	SO	BB	IBB	HBP	BLK	WP	HR	S	P	ERA	WHIP
63 Justin Masterson, R ERA: 4.72	(1, 1)	7.0	W	26	3	0	0	10	4	0	0	0	0	0	67	105	0.00	1.000
27 Bryan Shaw, R ERA: 2.22	(8, 1)	0.2	H	4	2	2	2	0	0	0	0	0	0	1	10	14	27.00	3.000
35 Marc Rzepczynski, L ERA: 3.05	(8, 1)	0.1	H	1	0	0	0	0	0	0	0	0	0	0	2	3	0.00	0.000
37 Cody Allen, R ERA: 2.96	(9, 1)	1.0	S	3	0	0	0	1	0	0	0	0	0	0	8	13	0.00	0.000

PITCHER	IP	WLS	BF	H	R	ER	SO	BB	IBB	HBP	BLK	WP	HR	S	P	ERA	WHIP

Boston Red Sox @ Cleveland Indians

Progressive Field, Cleveland, OH

Mon Jun 02 2014, 7:06 PM - 9:27 PM EDT

Att. 14,078 - Partly Cloudy - 81 F

TOP

livebaseballscorecards.com

AB	30
R	2
H	5
RBI	2
BB	4
SO	11
LOB	10

WP: 0 PA: 34
PB: 0
SB: 0
CS: 0

Batter	1	2	3	4	5	6	7	8	9	AB	R	H	RBI	BB	SO	LOB
24 Michael Bourn, L (1, 8) OBP: 0.341, SLG: 0.423	C FF 90 B SI 91 B FF 92 B SI 92 B FF 92 4-1 22 G3 13 S 8 1B BB		B FF 91 X FF 90 1-0 13 1B 3B		D CU 80 F CU 79 X CU 79 1-1 13 G6-3 1-2 1B		C SI 92 1 SAFE B FC 85 X CU 80 1-1 ③ G6-3 1-2			3	2	2	0	1	0	1
13 Asdrúbal Cabrera, S (1, 6) OBP: 0.319, SLG: 0.371	B FF 91 B FC 83 F FC 84 F FF 92 S FF 93 2-3 ① K 1-2		B CU 80 B FC 87 X FC 85 2-0 23 G3-6-3 3-H 1B		X SI 93 0-0 ② ③ G6-3 1-2f			B CU 77 X FC 83 1-0 ① F8		4	0	1	1	0	1	3
23 Michael Brantley, L (1, 7) OBP: 0.368, SLG: 0.498	B FF 92 F CU 78 C FF 94 D FC 85 D FC 86 D CU 80 4-2 22 G3 8 1B BB		C FF 92 B SI 92 X FC 88 1-1 ① ② G3-6-3 1-2f			C CU 79 C FF 92 S FC 84 0-3 ① K		B CU 77 C CU 78 X FC 84 1-1 ② L7		3	1	0	0	1	1	1
22 Jason Kipnis, L (1, 4) OBP: 0.338, SLG: 0.364	B SI 92 C CU 78 D CU 80 X SI 92 2-1 ② G3 1-2 2-3		C CU 79 B CH 83 F CH 83 X FF 93 1-2 ③ G3-1			B FF 93 C CU 77 F CU 78 X FF 94 1-2 8 G3 8 S 1B		C FF 91 S FC 86 F CU 80 B FF 93 B FF 93 B SI 92 X FC 84 3-2 ③ G4-3		4	0	1	0	0	0	2
8 Lonnie Chisenhall, L (1, 3) OBP: 0.411, SLG: 0.537	X FF 93 0-0 2-H 3-H 1B			X FF 92 0-0 ① L7		C FF 93 F CU 80 D FC 86 X FC 85 1-2 ② G3 1-3				3	0	1	2	0	0	1
25 Jason Giambi, L (1, 10) OBP: 0.250, SLG: 0.323	C FF 93 X FF 93 0-1 ③ F7			C FF 93 B FF 94 C FF 94 X FF 94 1-2 ② L7		C CU 80 X FF 93 0-1 ③ G6-3				3	0	0	0	0	0	2
10 Yan Gomes, R (1, 2) OBP: 0.312, SLG: 0.424		C SI 90 C FF 92 S FF 93 0-3 ① K		B FC 86 F CU 78 F FF 93 F FC 85 B FC 85 X CU 80 2-2 ③ G6-3			B SI 92 X SI 92 1-0 ① F8			3	0	0	0	0	1	0
7 David Murphy, L (1, 9) OBP: 0.342, SLG: 0.436		X FF 92 0-0 4 G6-4-3 1B			C FF 92 B FF 93 F CU 81 X FC 86 1-2 4 FC5-4 1B		B CH 82 X CU 77 1-0 4 FC6-4 1B			3	0	3	0	0	0	0
4 Mike Aviles, R (1, 5) OBP: 0.304, SLG: 0.387		1 SAFE C FF 93 B SI 92 X SI 92 1-1 ② ③ G6-4-3 1-2f			X SI 92 0-0 ① FC5-4 24 1B 1-2f		1 SAFE C SI 92 X SI 91 0-1 ② FC6-4 24 S 1-2f			3	0	0	0	0	0	3
Inning Stats	R: 2 E: 0 K: 1 S: 11 H: 1 LOB: 1 BB: 2 P: 23	R: 0 E: 0 K: 1 S: 6 H: 1 LOB: 0 BB: 0 P: 7	R: 1 E: 0 K: 0 S: 7 H: 2 LOB: 0 BB: 0 P: 12	R: 0 E: 0 K: 0 S: 8 H: 0 LOB: 0 BB: 0 P: 11	R: 0 E: 0 K: 0 S: 7 H: 2 LOB: 1 BB: 0 P: 9	R: 0 E: 0 K: 1 S: 11 H: 1 LOB: 1 BB: 0 P: 13	R: 0 E: 0 K: 0 S: 6 H: 1 LOB: 1 BB: 0 P: 9	R: 0 E: 0 K: 0 S: 7 H: 0 LOB: 0 BB: 0 P: 12		1B: 7 2B: 0 3B: 1 HR: 0 SF: 0 SAC: 0 DP: 3 HBP: 0				WP: 0 PB: 0 SB: 3 CS: 0 PA: 31		

PITCHER	IP	WLS	BF	H	R	ER	SO	BB	IBB	HBP	BLK	WP	HR	S	P	ERA	WHIP
41 John Lackey, R (1, 1) ERA: 3.28	8.0	L	31	8	3	3	3	2	0	0	0	0	0	63	96	3.38	1.250

PITCHER	IP	WLS	BF	H	R	ER	SO	BB	IBB	HBP	BLK	WP	HR	S	P	ERA	WHIP

BOTTOM

Boston Red Sox @ Cleveland Indians

Progressive Field, Cleveland, OH

Mon Jun 02 2014, 7:06 PM - 9:27 PM EDT

Att. 14,078 - Partly Cloudy - 81 F

livebaseballscorecards.com

AB	29
R	3
H	8
RBI	3
BB	2
SO	3
LOB	13

Batter	1	2	3	4	5	6	7	8	9	AB	R	H	RBI	BB	SO	LOB
26 Brock Holt, L (1, 3) OBP: 0.371, SLG: 0.474	C SI 89 B SI 90 X SI 90 1-1 34 G6-3 2 HBP 1B		C SI 90 X SL 86 0-1 ① F7		X CH 80 0-0 ① B1-3	B SL 85 C SI 91 S SL 85 B SL 87 F SL 85 D SL 86 X SI 93 3-2 ③ G5-3 1-2		C SL 79 F FF 93 B FF 94 F SL 78 C SL 79 1-3 ② K		5	0	1	0	0	1	3
2 Xander Bogaerts, R (1, 5) OBP: 0.395, SLG: 0.464	C SI 91 F SL 85 H SI 92 1-2 34 G6-3 1-2 HBP		X SI 92 0-0 HR		C SI 90 B SL 85 T SL 86 X SI 92 1-2 ② G6-3		B SL 88 X FF 92 1-0 15 2B 2B	C KC 85 X FF 96 0-1 ③ F8		4	2	2	1	0	0	1
15 Dustin Pedroia, R (1, 4) OBP: 0.354, SLG: 0.385	C SI 90 F CH 82 X SL 86 0-2 ① L8		C SI 90 F CH 83 X SI 91 0-2 5 1B 1B		B SI 93 B SI 92 B SI 92 B SI 91 4-0 BB		X SL 88 0-0 2-H 2B		C FF 96 C KC 88 B FF 95 X KC 86 1-2 ① F8	4	0	2	1	1	0	2
34 David Ortiz, L (1, 10) OBP: 0.367, SLG: 0.475	C SI 91 B SL 86 C SI 93 F CH 84 X SL 87 1-2 ② G6-3 1-2 2-3		X SL 86 0-0 ② L6		B SI 93 F SI 91 B CH 83 F SL 86 F SI 94 B SL 88 F CH 84 F SL 87 F SI 94 3-2 ③ F SL 88 X SI 94 L8		I IN 78 I IN 80 I IN 78 I IN 76 4-0 IBB		S FF 96 X FF 97 0-1 ② F8	4	0	0	0	1	0	4
5 Jonny Gomes, R (1, 7) OBP: 0.333, SLG: 0.381 38 Grady Sizemore, L (9, PH) OBP: 0.294, SLG: 0.344	B CH 84 T SL 86 B CH 83 C SI 93 S SL 87 2-3 ③ K		C CH 83 X SI 92 0-1 1-2 1B			B SL 83 B SI 90 B CH 83 B SI 92 4-0 25 HBP 10 1B BB	B SL 87 B FF 92 S SL 89 X SL 89 2-1 ① F6		C KC 86 B KC 87 S FF 96 S KC 88 1-3 ③ K2-3	3 1	1 0	1 0	0 0	1 0	1 1	4 0
40 A.J. Pierzynski, L (1, 2) OBP: 0.315, SLG: 0.406		C SI 92 F SI 93 B SL 86 F SL 87 B SI 92 F CH 83 X SI 94 2-2 25 1B 1B	B SI 90 S SL 86 X SL 86 1-1 ③ F8			C SL 85 S SL 86 B SI 91 X SL 86 1-2 ① L8	B FF 95 F FF 94 S SL 80 B FF 95 F SL 79 S SL 82 2-3 ② K			4	0	1	0	0	1	5
68 Alex Hassan, R (1, 9) OBP: 0.250, SLG: 0.143		B SI 92 B SI 92 C CH 84 C CH 82 S SL 86 2-3 ① K		S CH 81 C SI 91 S SL 85 0-3 ① K		S SL 84 B SI 89 1 SAFE B SI 90 1 SAFE B CH 82 C CH 84 T SL 84 3-2 ② K	S FF 95 B FF 95 B SL 79 C FF 93 S FF 94 2-3 ③ K			4	0	0	0	0	4	4
25 Jackie Bradley Jr., L (1, 8) OBP: 0.287, SLG: 0.301		B SI 93 B SI 92 X SI 92 2-0 10 G4-6-3 1-2 1B		C SL 87 F CU 77 X SI 94 0-2 ② G4-3		1 SAFE S SL 84 D SI 91 H SI 91 2-1 10 1B 1-2 HBP		C FF 93 B FF 93 S FF 93 B FF 92 X FF 94 2-2 ① G4-3		3	0	1	0	0	0	0
10 Jonathan Herrera, S (1, 6) OBP: 0.305, SLG: 0.231		C CH 83 S SL 85 X SL 86 0-2 ②③ G4-6-3 1-2f		B SI 92 B SI 93 C CH 83 X SI 92 2-1 ③ G5-3		C SI 92 X SL 85 0-1 26 WP 1-3 2-H 1B		B FF 94 C FF 93 X FF 93 1-1 1B		4	0	2	1	0	0	2
Inning Stats	R: 0 E: 0 K: 1 S: 14 H: 1 LOB: 2 BB: 0 P: 19	R: 0 E: 0 K: 1 S: 12 H: 2 LOB: 1 BB: 0 P: 18	R: 1 E: 0 K: 0 S: 11 H: 3 LOB: 2 BB: 0 P: 12	R: 0 E: 0 K: 1 S: 8 H: 0 LOB: 0 BB: 0 P: 10	R: 0 E: 0 K: 0 S: 12 H: 0 LOB: 1 BB: 1 P: 20	R: 1 E: 0 K: 1 S: 13 H: 1 LOB: 2 BB: 1 P: 26	R: 1 E: 0 K: 2 S: 11 H: 2 LOB: 2 BB: 1 P: 22	R: 0 E: 0 K: 1 S: 11 H: 1 LOB: 1 BB: 0 P: 15	R: 0 E: 0 K: 1 S: 8 H: 0 LOB: 0 BB: 0 P: 10	1B: 7 2B: 2 3B: 0 HR: 1 SF: 0 SAC: 0 DP: 1 HBP: 2						

PITCHER		IP	WLS	BF	H	R	ER	SO	BB	IBB	HBP	BLK	WP	HR	S	P	ERA	WHIP
58 TJ House, L ERA: 3.79	(1, 1)	5.2		25	6	2	2	4	2	0	1	0	0	1	63	93	3.18	1.412
35 Marc Rzepczynski, L ERA: 3.0	(6, 1)	0.1	H	3	1	0	0	0	0	0	1	0	1	0	7	12	0.00	3.000
48 Scott Atchison, R ERA: 2.81	(7, 1)	0.1	B	4	2	1	1	0	0	1	0	0	0	0	4	11	27.00	6.000
50 Nick Hagadone, L ERA:	(7, 1)	1.1	W	5	1	0	0	3	0	0	0	0	0	0	16	24	0.00	0.750
37 Cody Allen, R ERA: 2.81	(8, 1)	1.1	S	4	0	0	0	1	0	0	0	0	0	0	10	12	0.00	0.000

PITCHER	IP	WLS	BF	H	R	ER	SO	BB	IBB	HBP	BLK	WP	HR	S	P	ERA	WHIP

TOP

Boston Red Sox @ Cleveland Indians

Progressive Field, Cleveland, OH

Tue Jun 03 2014, 7:06 PM - 10:14 PM EDT

Att. 18,738 - Clear - 73 F

livebaseballscorecards.com

AB	36
R	3
H	10
RBI	3
BB	3
SO	8
LOB	25

WP: 1	PA: 41		
PB: 0			
SB: 0			
CS: 0			

Boston Red Sox @ Cleveland Indians

Progressive Field, Cleveland, OH

Tue Jun 03 2014, 7:06 PM - 10:14 PM EDT

Att. 18,738 - Clear - 73 F

livebaseballscorecards.com

Batter	1	2	3	4	5	6	7	8	9	AB	R	H	RBI	BB	SO	LOB
24 Michael Bourn, L (1, 8) OBP: 0.344, SLG: 0.431	C SI 88 B CU 77 T FC 86 X FC 86 1-2 13 1B 23 1B 1B	C CU 78 B CH 81 S CH 81 F CH 82 B FF 91 D CH 83 F FC 88 X CH 83 3-2 ② G3			B SI 88 C FF 89 X FC 86 1-1 ② G3		B FF 93 C SL 86 B SL 84 X FF 94 2-1 1-H 2-H 2B			4	1	2	2	0	0	1
13 Asdrúbal Cabrera, S (1, 6) OBP: 0.317, SLG: 0.369	C SI 90 F SI 90 F FC 87 B SI 91 B FC 87 X FC 86 3-2 22 1B 23 1B 8 1B 1-3 1B	C FF 90 F FC 87 B FF 91 F CH 83 B FC 87 B SI 91 F SL 82 X FF 90 3-2 ③ L9			C FC 87 F FF 90 F FF 90 F FF 89 B SL 84 B CH 81 B CH 81 S CU 80 3-3 ③ K		B FF 94 F FF 94 B FF 93 S SL 84 F SL 87 F SL 85 C FF 95 2-3 ② K			4	1	1	0	0	2	2
23 Michael Brantley, L (1, 7) OBP: 0.366, SLG: 0.493	B SI 90 X FC 86 1-0 8 1B 22 1B 9 G6-4-3 1-2 3-H 1B		B FC 85 F FC 86 B FF 90 B FC 85 X FF 89 3-1 ① G3-1			C SI 87 B FS 86 X SI 88 1-1 ① F8	B SL 86 S FF 94 S SL 85 B FF 96 T FF 96 2-2 ③ K			4	1	1	1	0	1	1
22 Jason Kipnis, L (1, 4) OBP: 0.343, SLG: 0.368	X SI 90 0-0 9 G6-4-3 8 1B 1-2 2-3 1B		C CU 80 B FF 90 C FF 90 B SI 90 S CH 82 2-3 ② K			B SI 88 C SI 87 F SL 85 X CH 81 1-2 ② G4-3		X SL 83 0-0 7 1B 9 S 1B		4	0	2	0	0	1	0
8 Lonnie Chisenhall, L (1, 3) OBP: 0.413, SLG: 0.536	F CU 79 S FC 86 D FC 86 X FF 91 1-2 9 G6-4-3 1-2 2-3 3-H 1B		B SI 90 C FF 90 F FC 87 X CH 83 1-2 ③ F8			B SI 88 F CU 78 B FF 88 F SI 88 F FF 89 F FF 89 B CH 81 F CH 82 F FC 85 3-2 X SI 88 1B			F FF 88 T FF 88 X SI 90 0-2 ① P5		4	0	2	1	0	0	1
9 Ryan Raburn, R (1, 10) OBP: 0.264, SLG: 0.273	X SI 91 0-0 ① ② G6-4-3 1-2f 2-3 3-H		C FF 88 X FF 88 0-1 ① F7			X FF 89 0-0 ③ G6-3		F SI 88 S SI 90 B SI 91 F SI 90 D SL 86 1 SAFE X FF 90 2-2 FC5 7 1B 1-2		4	0	0	0	0	0	4
7 David Murphy, L (1, 9) OBP: 0.345, SLG: 0.435	B SI 90 C FF 90 C FF 90 B FF 90 F FC 88 S CH 82 2-3 ③ K		B CU 78 X CH 81 1-0 ② F8				B FS 86 C FS 87 B FS 86 B SI 87 F FF 87 B FF 87 4-2 4 FC1-5 10 1B BB	C FF 89 F SI 90 F SI 90 X SI 90 0-2 10 G6-4-3 1-2 2-3 1B		3	0	1	0	1	1	1
10 Yan Gomes, R (1, 2) OBP: 0.316, SLG: 0.426		C FF 88 X SI 88 0-1 E1 4 SH3-4 1B			X FF 89 0-0 ③ P6		B FC 86 C SI 90 X SI 88 1-1 4 FC1-5 24 2B 1-2 1B	C SI 91 X SI 91 0-1 ② ③ G6-4-3 1-2f		4	1	2	0	0	0	3
4 Mike Aviles, R (1, 5) OBP: 0.300, SLG: 0.382		X SI 89 0-0 ① SH3-4 2-3			C FF 88 S SL 84 X FC 86 0-2 ① L8		L SI 89 X SI 87 0-1 ① FC1-5 24 2B 1-2 2-3f			2	1	0	0	0	0	2
Inning Stats	R: 3 E: 0 K: 1 S: 17 H: 5 LOB: 1 BB: 0 P: 25	R: 0 E: 1 K: 0 S: 13 H: 1 LOB: 1 BB: 0 P: 19	R: 0 E: 0 K: 1 S: 8 H: 0 LOB: 0 BB: 0 P: 14	R: 0 E: 0 K: 0 S: 4 H: 0 LOB: 0 BB: 0 P: 5	R: 0 E: 0 K: 1 S: 10 H: 0 LOB: 0 BB: 0 P: 14	R: 0 E: 0 K: 0 S: 13 H: 1 LOB: 1 BB: 0 P: 18	R: 2 E: 0 K: 2 S: 16 H: 2 LOB: 1 BB: 1 P: 27	R: 0 E: 0 K: 0 S: 14 H: 2 LOB: 2 BB: 0 P: 16		1B: 10 2B: 1 3B: 0 HR: 0 SF: 0 SAC: 1 DP: 2 HBP: 0						

	AB	33
	R	5
	H	11
	RBI	4
	BB	1
	SO	5
	LOB	15

PITCHER		IP	WLS	BF	H	R	ER	SO	BB	IBB	HBP	BLK	WP	HR	S	P	ERA	WHIP
44 Jake Peavy, R ERA: 4.72	(1, 1)	6.1	L	27	8	5	5	3	1	0	0	0	0	0	71	106	7.11	1.421
30 Andrew Miller, L ERA: 2.55	(7, 1)	0.2		3	1	0	0	2	0	0	0	0	0	0	10	16	0.00	1.500
32 Craig Breslow, L ERA: 4.91	(8, 1)	0.1		4	2	0	0	0	0	0	0	0	0	0	12	14	0.00	6.000
35 Burke Badenhop, R ERA: 1.97	(8, 1)	0.2		1	0	0	0	0	0	0	0	0	0	0	2	2	0.00	0.000

PITCHER	IP	WLS	BF	H	R	ER	SO	BB	IBB	HBP	BLK	WP	HR	S	P	ERA	WHIP

Batter	1	2	3	4	5	6	7	8	9	10	11	12	AB	R	H	RBI	BB	SO	LOB
26 Brock Holt, L (1, 3) OBP: 0.360, SLG: 0.455	C SI 93 B SI 93 B SL 88 X SI 93 2-1 L4 ①		C SL 86 X SI 93 0-1 F8 ①		C SI 93 B CH 86 C SL 88 X CU 83 1-2 G4-3 ③		X SL 86 0-0 2 WP 2-H 3-H 1B		1 SAFE C SL 82 X SL 83 0-1 F9 ③			C CH 87 C CU 83 S SL 84 0-3 K2-3 ①	6	0	1	2	0	1	1
2 Xander Bogaerts, R (1, 5) OBP: 0.389, SLG: 0.453	C SI 93 B SL 87 X SI 93 1-1 F8 ②		C SL 88 C CU 81 F CU 83 F FF 94 X SL 89 0-2 F8 ②			C SI 92 H SI 92 1-1 34 HR HBP	S SL 87 S CU 79 B CU 80 S SL 88 1-3 K 1-2 ②			B FC 93 F FC 93 F FC 93 X SL 82 1-2 G1-3 ①		X FF 95 0-0 P6 ②	5	1	0	0	0	1	1
15 Dustin Pedroia, R (1, 4) OBP: 0.350, SLG: 0.380	B SI 93 B SI 93 S SL 89 B SI 94 X SI 94 3-1 1B		C SI 93 B SI 93 B SL 87 X SL 89 2-1 G5-3 ③			D SI 92 D SI 91 F SL 87 B SL 88 X SI 92 3-1 L9 ①	B CU 81 C FF 92 D CU 82 B SL 87 X FF 93 3-1 F9 ③			C FC 94 S SL 83 F FC 94 B FC 94 F SL 83 F FC 94 B FC 95 S SL 83 2-3 K ②		B CU 81 T FF 94 B SL 85 S FF 96 S SL 88 2-3 K ③	6	0	1	0	0	2	2
34 David Ortiz, L (1, 10) OBP: 0.371, SLG: 0.490	C SI 92 X SL 86 0-1 G4-3 ③			C CU 80 B SI 93 B SL 90 B SI 94 B SI 94 4-1 40 FC4-6 BB		S SI 92 C CH 86 F CU 83 X FF 93 0-2 1-H HR		C FF 94 X SL 79 0-1 G1-6-3 ①		B FC 95 C SL 82 B SL 81 X FC 95 2-1 1B			4	1	2	2	1	0	1
40 A.J. Pierzynski, L (1, 2) 3 David Ross, R (6, 2) OBP: 0.219, SLG: 0.294		X SI 90 0-0 25 WP 2B		C SL 86 X CH 85 0-1 FC4-6 38 G3-1 1-2f ①		S CH 86 X SL 88 0-1 G4-3 ②		C FF 94 B FF 95 F FF 94 B SL 82 S FF 94 2-3 K ②		B FC 94 F FC 84 S SL 82 F FC 94 B SL 81 B FC 95 F FC 94 S FC 92 3-3 K ③			3 2	0 0	1 0	0 0	0 0	0 2	1 1
38 Grady Sizemore, L (1, 9) OBP: 0.289, SLG: 0.337 5 Jonny Gomes, R (8, PH) OBP: 0.335, SLG: 0.378 (8, 7)		C SI 91 S SL 88 B SI 92 C CU 81 1-3 K ①		X SL 87 0-0 G3-1 1-2 ②		C SI 92 C CU 82 B CU 82 X SI 92 1-2 L7 ③		B SL 89 C FF 92 C FF 95 B CU 79 C CU 77 2-3 K ③			B FF 95 H FF 94 2-0 7 FC5-6 HBP		3 1	0 0	0 0	0 0	0 1	1 0	2 0
7 Stephen Drew, L (1, 6)		C CU 85 X SI 92 0-1 G1-3 ②		B SI 92 S SL 87 B SI 92 F SL 87 S CU 82 2-3 K ③			C SI 91 S CH 86 B CU 81 B SL 89 B CU 82 B CU 83 4-2 25 SH1-3 29 1B 26 1B BB		C FF 93 B SL 89 F FF 94 B CU 77 B FF 96 T FF 95 3-2 K ①		B FF 95 C FF 94 B FF 94 X FF 95 2-1 FC5-6 1-2f ①		4	1	0	0	1	2	3
29 Daniel Nava, S (1, 7) OBP: 0.231, SLG: 0.235 (8, 9)		C SL 86 B CU 80 F SI 93 H SI 94 2-2 25 WP HBP			C SI 90 S CH 84 C CU 81 0-3 K ①		F SL 88 B SI 92 C SI 92 F SL 88 B CU 82 F SI 93 X SL 90 2-2 25 SH1-3 26 1B 1-2 1B			B SI 91 B FF 93 B SI 91 C FF 92 X FF 91 3-1 F9 ②	1 SAFE C FF 95 D CH 86 B FF 95 F FF 94 S CU 83 2-3 K ②		4	1	1	0	0	2	1
25 Jackie Bradley Jr., L (1, 8) OBP: 0.286, SLG: 0.299		F SI 92 B SL 88 B SI 94 F SL 88 C CU 83 2-3 K 1-2 2-3 ③			B CU 85 B SI 92 C SI 91 B SL 88 X SI 91 3-1 F7 ②		D CU 81 C SI 92 X SL 87 1-1 SH1-3 1-2 2-3 ①		F FF 92 X SL 78 0-1 1B		C FF 94 C CH 88 S CU 83 0-3 K ③		4	0	1	0	0	2	3
Inning Stats	R: 0 E: 0 K: 0 S: 8 H: 1 LOB: 1 BB: 0 P: 14	R: 0 E: 0 K: 2 S: 11 H: 1 LOB: 2 BB: 0 P: 16	R: 0 E: 0 K: 0 S: 9 H: 0 LOB: 0 BB: 0 P: 11	R: 0 E: 0 K: 1 S: 7 H: 0 LOB: 1 BB: 1 P: 13	R: 0 E: 0 K: 1 S: 8 H: 0 LOB: 0 BB: 0 P: 12	R: 2 E: 0 K: 0 S: 12 H: 1 LOB: 0 BB: 0 P: 17	R: 2 E: 0 K: 1 S: 15 H: 2 LOB: 1 BB: 1 P: 26	R: 0 E: 0 K: 2 S: 8 H: 0 LOB: 0 BB: 0 P: 12	R: 0 E: 0 K: 1 S: 9 H: 1 LOB: 1 BB: 0 P: 15	R: 0 E: 0 K: 2 S: 16 H: 1 LOB: 1 BB: 0 P: 24	R: 0 E: 0 K: 2 S: 8 H: 0 LOB: 1 BB: 0 P: 14	R: 0 E: 0 K: 2 S: 7 H: 0 LOB: 0 BB: 0 P: 9	1B: 5 2B: 1 3B: 0 HR: 1	SF: 0 SAC: 1 DP: 0 HBP: 3	WP: 2 PB: 0 SB: 0 CS: 0	PA: 48			

PITCHER		IP	WLS	BF	H	R	ER	SO	BB	IBB	HBP	BLK	WP	HR	S	P	ERA	WHIP
28 Corey Kluber, R ERA: 3.23	(1, 1)	6.1		28	5	4	4	4	2	0	2	0	1	0	65	100	5.68	1.105
48 Scott Atchison, R ERA: 2.73	(7, 1)	0.2		2	0	0	0	1	0	0	0	0	1	0	5	9	0.00	0.000
50 Nick Hagadone, L ERA:	(8, 1)	0.2		2	0	0	0	1	0	0	0	0	0	0	5	7	0.00	0.000
44 John Axford, R ERA: 3.63	(8, 1)	0.2		2	0	0	0	2	0	0	0	0	0	0	6	11	0.00	0.000
88 Josh Outman, L ERA: 2.79	(9, 1)	0.2		3	1	0	0	0	0	0	0	0	0	0	6	9	0.00	1.500

PITCHER		IP	WLS	BF	H	R	ER	SO	BB	IBB	HBP	BLK	WP	HR	S	P	ERA	WHIP
27 Bryan Shaw, R ERA: 2.15	(10, 1)	1.0		4	1	0	0	2	0	0	0	0	0	0	16	24	0.00	1.000
59 Carlos Carrasco, R ERA: 4.97	(11, 1)	2.0	W	7	0	0	0	4	0	0	1	0	0	0	15	23	0.00	0.000

TOP

Boston Red Sox @ Cleveland Indians

Progressive Field, Cleveland, OH

Wed Jun 04 2014, 9:34 PM - 2:02 AM EDT

Att. 20,209 - Overcast - 61 F

livebaseballscorecards.com

AB	42
R	4
H	7
RBI	4
BB	2
SO	14
LOB	16

Boston Red Sox @ Cleveland Indians

Progressive Field, Cleveland, OH

Wed Jun 04 2014, 9:34 PM - 2:02 AM EDT

Att. 20,209 - Overcast - 61 F

livebaseballscorecards.com

BOTTOM

Batter	1	2	3	4	5	6	7	8	9	10	11	12	AB	R	H	RBI	BB	SO	LOB
24 Michael Bourn, L (1, 8) OBP: 0.339, SLG: 0.422	B FF 89 C FF 89 X FC 88 1-1 F7 ①		B FC 85 X FC 87 1-0 F8 ②		C FC 86 B KC 76 B FF 90 X CH 86 2-1 G4-3 ③		C FF 88 C CU 75 B SL 87 S CH 76 1-3 K ②			S FS 80 F FF 88 B FS 80 B FS 79 F FS 80 B FF 88 X FS 79 3-2 G4-3 ①		B FS 84 C FS 84 B FS 84 F FF 91 F FS 85 F FS 86 F FS 85 X FS 86 2-2 13 HR 1-3 1B	6	1	1	0	0	1	1
13 Asdrúbal Cabrera, S (1, 6) OBP: 0.322, SLG: 0.384	B FF 91 X FC 88 1-0 23 S 23 1B 1B		B FF 90 B FF 90 F FF 89 L CH 86 F KC 76 S KC 78 2-3 K ③			B FC 85 B FC 84 B CH 88 B FF 88 4-0 23 1B 22 1B BB	B SI 89 B CH 78 F SI 89 F SI 89 T FF 89 2-2 K ③			B SI 88 B FF 87 X FF 88 2-0 F9 ②		C FS 85 X FS 86 0-1 1-H 3-H HR	5	3	2	3	1	2	0
23 Michael Brantley, L (1, 7) OBP: 0.371, SLG: 0.496	B FF 90 B FC 86 S FC 86 B FF 91 C FF 90 X FC 87 3-2 1-H 1B			X FF 88 0-0 22 FC3-6 1B		1 SAFE B FF 89 B FF 89 C FC 85 C FF 89 F KC 76 1 SAFE B FC 84 X FC 85 3-2 8 1B 22 1B 7 1B 1-3 1B		C FF 88 F CH 77 X SI 87 0-2 G3-1 ①		B SI 87 C FF 88 B FF 87 S FS 79 T SI 89 2-2 K ③				5	1	3	1	0	1	0
22 Jason Kipnis, L (1, 4) OBP: 0.345, SLG: 0.364	C FF 90 B FF 91 S KC 75 B FF 91 X KC 77 2-2 L4 ②			C FF 89 F FF 90 F FF 91 X FC 85 0-2 FC3-6 ① 1-2f		1 SAFE C CU 75 X SI 90 0-1 8 1B 7 1B 1-2 3-H 1B		S SI 88 F SI 88 B FF 90 F SL 87 X CH 77 1-2 P5 ②			C FF 87 B FS 79 F FS 80 B SI 88 B FS 80 B FS 80 4-2 8 SH3 BB		4	1	1	1	1	0	2
8 Lonnie Chisenhall, L (1, 3) OBP: 0.409, SLG: 0.528	1 SAFE S CH 85 F FF 90 X FF 91 0-2 G1-3 ③			1 SAFE 1 SAFE B FF 90 F FC 86 S FF 90 X FF 91 1-2 F8 ②		X SI 90 0-0 7 1B 10 FC5-2-5 1-2 2-3 1B		C FF 90 X SI 90 0-1 L1 ③			B FF 86 X FS 78 1-0 SH3 ① 1-2		4	0	1	0	0	0	2
7 David Murphy, L (1, 9) OBP: 0.341, SLG: 0.429		B FF 89 T CH 85 F KC 74 F FC 86 B KC 78 F FC 87 S FF 91 2-3 K ①		B CH 83 F FC 85 1 SAFE F FF 90 X FF 92 1-2 F7 ③		C SI 91 F SI 90 F SI 81 B SI 93 X SL 78 1-2 10 FC5-2-5 1-3 2-H 3-H 1B			B CU 74 B FF 93 F FF 94 X FF 95 2-1 L9 ①		F FF 87 X FF 87 0-1 P6 ②		5	0	1	2	0	1	2
10 Yan Gomes, R (1, 2) OBP: 0.313, SLG: 0.417		B FF 91 S FC 85 F FF 90 F KC 76 F FF 91 S FC 87 1-3 K ②		B FF 89 C FF 90 B FC 86 B FC 84 B FF 90 4-1 4 G6-3 BB		C SI 89 B SI 90 X SI 89 1-1 FC5-2-5 25 G4-6-3 1-2 3-H			B FF 94 F CU 74 B FF 94 S FF 94 B FF 95 S FO 87 3-3 K ②		C FF 88 B FF 88 B FF 88 C SI 87 S FS 79 2-3 K ③		4	0	0	0	1	3	3
25 Jason Giambi, L (1, 10) OBP: 0.250, SLG: 0.343 9 Ryan Raburn, R (9, PR) OBP: 0.262, SLG: 0.270 (10, 10)		B FF 91 B FC 86 S FF 90 X FF 91 2-1 G6-3 ③			C FF 89 B FF 90 X FF 90 1-1 F7 ①	S SI 88 X SI 89 0-1 G4-6-3 1-2f ② ③			B FF 94 F FF 94 X FF 93 1-1 2B		B SL 80 C SL 80 C FS 86 C FS 85 1-3 K ①	4 1	0 0	1 0	0 0	0 0	0 1	3 0
4 Mike Aviles, R (1, 5) OBP: 0.297, SLG: 0.376			B FC 84 F FF 90 X CH 87 1-1 P5 ①		B FC 85 1 SAFE X FC 85 1-0 G6-3 ② 1-2		X SI 88 0-0 G5-3 ①			C CU 75 B FF 94 B FF 85 X FO 85 2-1 F8 ③		B SL 80 X SL 81 1-0 24 1B 13 HR 1B	5	1	1	0	0	0	2

Inning Stats	1	2	3	4	5	6	7	8	9	10	11	12
	R: 1 E: 0 K: 0 S: 12 H: 2 LOB: 1 BB: 0 P: 19	R: 0 E: 0 K: 2 S: 12 H: 0 LOB: 0 BB: 0 P: 17	R: 0 E: 0 K: 1 S: 7 H: 0 LOB: 0 BB: 0 P: 11	R: 0 E: 0 K: 0 S: 11 H: 1 LOB: 1 BB: 0 P: 13	R: 0 E: 0 K: 0 S: 6 H: 0 LOB: 1 BB: 1 P: 14	R: 3 E: 0 K: 0 S: 15 H: 4 LOB: 1 BB: 1 P: 24	R: 0 E: 0 K: 2 S: 7 H: 0 LOB: 0 BB: 0 P: 10	R: 0 E: 0 K: 0 S: 9 H: 0 LOB: 0 BB: 0 P: 10	R: 0 E: 0 K: 1 S: 9 H: 1 LOB: 1 BB: 0 P: 17	R: 0 E: 0 K: 1 S: 8 H: 0 LOB: 0 BB: 0 P: 15	R: 0 E: 0 K: 1 S: 8 H: 0 LOB: 1 BB: 1 P: 15	R: 3 E: 0 K: 1 S: 12 H: 3 LOB: 0 BB: 0 P: 16

1B: 9	SF: 0	WP: 0
2B: 1	SAC: 1	PB: 0
3B: 0	DP: 1	SB: 1
HR: 1	HBP: 0	CS: 0

PA: 47

AB	43
R	7
H	11
RBI	7
BB	3
SO	9
LOB	15

PITCHER	IP	WLS	BF	H	R	ER	SO	BB	IBB	HBP	BLK	WP	HR	S	P	ERA	WHIP
67 Brandon Workman, R (1, 1) ERA: 3.74	5.0		21	4	3	3	3	2	0	0	0	0	0	52	85	5.40	1.200
55 Chris Capuano, L (6, 1) ERA: 2.28	0.0	B	3	3	1	1	0	0	0	0	0	0	0	7	8	∞	∞
35 Burke Badenhop, R (6, 1) ERA: 1.89	1.1		3	0	0	0	0	0	0	0	0	0	0	5	6	0.00	0.000
32 Craig Breslow, L (7, 1) ERA: 4.5	1.2		5	0	0	0	2	0	0	0	0	0	0	15	19	0.00	0.000
36 Junichi Tazawa, R (9, 1) ERA: 2.08	1.0		4	1	0	0	1	0	0	0	0	0	0	9	17	0.00	1.000

PITCHER	IP	WLS	BF	H	R	ER	SO	BB	IBB	HBP	BLK	WP	HR	S	P	ERA	WHIP
19 Koji Uehara, R (10, 1) ERA: 0.7	2.0		7	0	0	0	2	1	0	0	0	0	0	16	30	0.00	0.500
54 Edward Mujica, R (12, 1) ERA: 7.29	0.1	L	4	3	3	3	1	0	0	0	0	0	1	12	16	81.00	9.000

Cleveland Indians @ Texas Rangers

Globe Life Park in Arlington, Arlington, TX

Fri Jun 06 2014, 8:08 PM - 11:08 PM EDT

Att. 38,348 - Clear - 90 F

TOP

livebaseballscorecards.com

Batter	1	2	3	4	5	6	7	8	9	AB	R	H	RBI	BB	SO	LOB
24 Michael Bourn, L (1, 8) OBP: 0.330, SLG: 0.410	B FF 90 C FF 90 B FF 91 X FF 91 2-1 ① G1-3		B FF 92 C SI 89 F SI 92 S ST 80 1-3 ① K	S FS 84 B CU 64 F FC 87 S FF 87 1-3 ② K		C FC 87 S KC 74 C FF 91 0-3 ② K			C CH 82 B FF 91 B FC 90 F FC 89 S CU 69 2-3 ① K	5	0	0	0	0	4	2
13 Asdrúbal Cabrera, S (1, 6) OBP: 0.328, SLG: 0.407	C FF 91 F SI 92 B SI 90 B FF 92 X FF 93 2-2 22 F9 2B		B SI 90 B FF 92 X SI 90 2-0 22 1B 8 HR 1B	C FF 93 X FS 84 0-1 HR		X FC 90 0-0 ③ G1-3			B FC 88 C FC 88 X CU 68 1-1 ② G4-3	5	2	3	1	0	0	2
23 Michael Brantley, L (1, 7) OBP: 0.372, SLG: 0.491	C FF 95 B SI 95 B SI 95 B FF 92 B FF 93 4-1 BB		B SI 94 X SI 93 1-0 ② F8	B FS 84 B FC 86 X SI 92 2-0 ③ L4			B FC 85 F FC 86 F CU 69 S FC 88 1-3 ① K		B FF 91 S CH 85 X FC 90 1-1 22 DI 1B	4	0	1	0	1	1	1
22 Jason Kipnis, L (1, 4) OBP: 0.340, SLG: 0.358	B FF 94 D SI 93 S SI 91 X SI 93 2-1 ② F9 2-3		C SI 95 B SI 90 B FC 90 X SI 94 2-1 8 HR 1-3 1B		C FF 89 B FC 87 S FC 84 C KC 74 1-3 ① K		C FC 86 B CU 66 X FC 86 1-1 ② F8		B FF 92 C FF 90 B FC 91 C FC 91 S CU 72 2-3 ③ K 1-2	5	1	1	0	0	2	3
8 Lonnie Chisenhall, L (1, 3) OBP: 0.411, SLG: 0.544	X SI 93 0-0 ③ G4-3		B FF 89 D KC 77 C FF 94 B ST 79 C FF 94 X ST 79 3-2 1-H 3-H HR		C FF 91 X FS 85 0-1 ② G3		B FC 90 B FC 89 B SI 90 B FF 89 4-0 7 WP BB			3	1	1	3	1	0	2
7 David Murphy, L (1, 9) OBP: 0.340, SLG: 0.422		B FF 90 C FF 91 C SI 92 B FF 95 S ST 79 2-3 ① K	B SI 92 B SI 92 B FF 91 B SI 91 4-0 10 1B BB		X FC 86 0-0 ③ F7		1 SAFE C FC 87 B CU 65 F FC 89 X KC 78 1-2 ③ G3-1 1-2			3	0	0	0	1	1	1
10 Yan Gomes, R (1, 2) OBP: 0.322, SLG: 0.424		X FF 95 0-0 41 G1-3 1B	C FF 92 F FC 88 X ST 80 0-2 1-3 1B			F FC 89 B SI 91 X FC 90 1-1 41 1B 1B		B FF 91 C SL 81 S FF 91 F CH 85 S FF 92 1-3 ① K		4	0	3	0	0	1	0
41 Carlos Santana, S (1, 10) OBP: 0.330, SLG: 0.302		B SI 94 B SI 93 C FF 94 C SI 93 X ST 80 2-2 ② G1-3 1-2	F FF 92 F FF 93 X FF 93 0-2 ③ G3			X FF 91 0-0 1-2 1B		B FF 93 B FF 92 S SL 81 B CH 84 F FF 92 F SL 81 F FF 92 B FF 92 4-2 4 G6-3 BB		3	0	1	0	1	0	3
4 Mike Aviles, R (1, 5) OBP: 0.290, SLG: 0.366		X SI 94 0-0 ③ F7		B FF 89 F FF 91 B ST 78 F FF 90 F ST 81 S ST 81 2-3 ① K		L FC 88 C SI 91 B FC 90 B FF 94 C FC 89 2-3 ① K		C FF 92 1 SAFE F FF 92 D CH 86 B FF 92 B CH 83 1 SAFE X FF 93 3-2 ②③ G6-3 1-2f		4	0	0	0	0	2	4
Inning Stats	R: 0 E: 0 K: 0 S: 9 H: 1 LOB: 2 BB: 1 P: 19	R: 0 E: 0 K: 1 S: 8 H: 1 LOB: 1 BB: 0 P: 12	R: 3 E: 0 K: 1 S: 16 H: 4 LOB: 2 BB: 1 P: 29	R: 1 E: 0 K: 2 S: 10 H: 1 LOB: 0 BB: 0 P: 15	R: 0 E: 0 K: 1 S: 6 H: 0 LOB: 0 BB: 0 P: 7	R: 0 E: 0 K: 2 S: 10 H: 2 LOB: 2 BB: 0 P: 13	R: 0 E: 0 K: 1 S: 8 H: 0 LOB: 1 BB: 1 P: 15	R: 0 E: 0 K: 1 S: 11 H: 0 LOB: 0 BB: 1 P: 19	R: 0 E: 0 K: 2 S: 10 H: 1 LOB: 1 BB: 0 P: 16	1B: 7 2B: 1 3B: 0 HR: 2 SF: 0 SAC: 0 DP: 1 HBP: 0						

	AB	36
	R	4
	H	10
	RBI	4
	BB	4
	SO	11
	LOB	18

WP: 1 PA: 40
PB: 0
SB: 0
CS: 0

PITCHER		IP	WLS	BF	H	R	ER	SO	BB	IBB	HBP	BLK	WP	HR	S	P	ERA	WHIP
11 Yu Darvish, R ERA: 2.36	(1, 1)	7.0	W	33	9	4	4	8	3	0	0	0	1	2	67	110	5.14	1.714
44 Jason Frasor, R ERA: 1.71	(8, 1)	1.0	H	3	0	0	0	1	1	0	0	0	0	0	11	19	0.00	1.000
28 Joakim Soria, R ERA: 2.05	(9, 1)	1.0	S	4	1	0	0	2	0	0	0	0	0	0	10	16	0.00	1.000

PITCHER	IP	WLS	BF	H	R	ER	SO	BB	IBB	HBP	BLK	WP	HR	S	P	ERA	WHIP

Batter	1	2	3	4	5	6	7	8	9	AB	R	H	RBI	BB	SO	LOB
17 Shin-Soo Choo, L (1, 7) OBP: 0.415, SLG: 0.432 19 Daniel Robertson, R (9, 7) OBP: 0.214, SLG: 0.154	C FF 91 B FF 92 B FF 91 X FF 93 2-1 1 G1-6-3 1B	S CH 85 S FC 89 S CH 87 0-3 ③ K			B FC 89 B FF 94 B FF 94 C FF 94 B FF 95 4-1 1 E 18 2-1 BB			B SL 88 B SL 86 B FF 92 C FF 91 F FF 92 C SL 88 3-3 ① K		3 0	0 0	1 0	0 0	1 0	2 0	0 0
1 Elvis Andrus, R (1, 6) OBP: 0.310, SLG: 0.346	B FF 91 S FF 93 1 SAFE L FF 93 X ST 80 1-2 ①② G1-6-3 1-2f		B FF 93 B FC 86 C FF 94 X FF 94 2-1 ① L9		C FC 85 F FF 95 B ST 82 B KC 76 1 SAFE X FF 96 2-2 ② L6 1-3			B CU 79 B SL 88 X FF 93 2-0 29 S 18 BB 29 SF8 1B		4	1	1	0	0	0	2
18 Mitch Moreland, L (1, 3) OBP: 0.303, SLG: 0.356	B FF 92 C FF 94 X FF 93 1-1 ③ P6		F CH 84 F FF 95 C KC 78 0-3 ② K		B FC 89 1-0 ③ 2-1 3-H	B FC 86 B CH 84 C FF 94 S FF 94 B CH 86 X FF 95 3-2 ① F7		1 SAFE D FF 96 B FF 94 1 SAFE 1 SAFE 1 SAFE B FF 93 B FF 94 4-0 1-2 BB		3	0	0	0	1	1	0
29 Adrian Beltré, R (1, 5) OBP: 0.360, SLG: 0.494		B FF 93 C FF 93 X FF 94 1-1 ① F9	B FF 94 F ST 81 X FF 95 1-1 ③ P3			C CH 85 F ST 82 S FF 96 0-3 ② K		C SL 91 F FF 96 X CU 79 0-2 ② SF8 2-H		3	0	0	1	0	1	0
Alex Rios, R (1, 9) OBP: 0.353, SLG: 0.468		B FF 93 B FF 93 X FF 93 2-0 60 2B 2 SF8 1B		C FC 86 B FF 94 B FF 94 F FF 94 B KC 79 F FF 95 S FF 97 3-3 ① K		X FC 86 0-0 ③ G5-3		B SL 85 X FF 95 1-0 ③ G4-3		4	1	1	0	0	1	1
60 Chris Gimenez, R (1, 2) OBP: 0.432, SLG: 0.556		B FF 91 D FC 87 C FF 92 B FF 95 X FF 94 3-1 15 1B 1-3 2B		B ST 80 B FF 96 C FC 87 F FF 95 B ST 83 F FF 96 F FF 97 X FC 86 3-2 ② L9			B FF 94 B FF 94 F FF 94 F FF 94 X KC 77 2-2 ① G6-3			3	1	1	0	0	0	0
2 Leonys Martin, L (1, 8) OBP: 0.325, SLG: 0.378		B CH 85 X FF 94 1-0 ② SF8 3-H		B CH 83 B CH 84 B FF 94 C FF 95 B FF 94 4-1 15 S BB			C SL 84 F SI 92 S SL 84 0-3 ② K			1	0	0	1	1	1	0
15 Michael Choice, R (1, 10) OBP: 0.297, SLG: 0.366		B FF 94 B FF 95 X FC 88 2-0 12 HR 2-H 1B		1 SAFE B SI 93 B ST 81 S FF 94 S FF 96 F FF 96 C KC 79 2-3 ③ FC 1-2			X SI 92 0-0 HR			3	2	2	2	0	0	1
12 Rougned Odor, L (1, 4) OBP: 0.310, SLG: 0.478		X FF 95 0-0 1-H HR			B FC 88 S FC 87 C CH 85 S FC 88 1-3 ① K		C SL 85 C SL 85 S SL 85 0-3 ③ K			3	1	1	2	0	2	0
Inning Stats	R: 0 E: 0 K: 0 S: 7 H: 1 LOB: 0 BB: 0 P: 11	R: 4 E: 0 K: 1 S: 11 H: 4 LOB: 0 BB: 0 P: 20	R: 0 E: 0 K: 1 S: 7 H: 0 LOB: 0 BB: 0 P: 10	R: 0 E: 0 K: 1 S: 14 H: 0 LOB: 1 BB: 1 P: 26	R: 0 E: 1 K: 1 S: 7 H: 0 LOB: 1 BB: 1 P: 15	R: 0 E: 0 K: 1 S: 7 H: 0 LOB: 0 BB: 0 P: 10	R: 1 E: 0 K: 2 S: 10 H: 1 LOB: 0 BB: 0 P: 12	R: 1 E: 0 K: 1 S: 8 H: 1 LOB: 1 BB: 1 P: 18		1B: 4 2B: 1 3B: 0 HR: 2 SF: 2 SAC: 0 DP: 1 HBP: 0						

BOTTOM

Cleveland Indians @ Texas Rangers

Globe Life Park in Arlington, Arlington, TX

Fri Jun 06 2014, 8:08 PM - 11:08 PM EDT

Att. 38,348 - Clear - 90 F

livebaseballscorecards.com

AB	27
R	6
H	7
RBI	6
BB	3
SO	8
LOB	4

PITCHER		IP	WLS	BF	H	R	ER	SO	BB	IBB	HBP	BLK	WP	HR	S	P	ERA	WHIP
47 Trevor Bauer, R ERA: 4.08	(1, 1)	6.1		25	5	4	4	6	2	0	0	0	0	1	56	97	5.68	1.105
35 Marc Rzepczynski, L ERA: 3.32	(7, 1)	0.2	L	3	1	1	1	2	0	0	0	0	1	0	7	7	13.50	1.500
48 Scott Atchison, R ERA: 3.04	(8, 1)	0.1		2	1	1	1	1	0	0	0	0	0	0	4	9	27.00	3.000
50 Nick Hagadone, L ERA:	(8, 1)	0.0		1	0	0	0	0	1	0	0	0	0	0	0	4	∞	∞
44 John Axford, R ERA: 3.52	(8, 1)	0.2		2	0	0	0	0	0	0	0	0	0	0	4	5	0.00	0.000

PITCHER	IP	WLS	BF	H	R	ER	SO	BB	IBB	HBP	BLK	WP	HR	S	P	ERA	WHIP

Cleveland Indians @ Texas Rangers

Globe Life Park in Arlington, Arlington, TX

Sat Jun 07 2014, 4:08 PM - 7:01 PM EDT

Att. 34,633 - Partly Cloudy - 91 F

TOP

livebaseballscorecards.com

Batter	1	2	3	4	5	6	7	8	9	AB	R	H	RBI	BB	SO	LOB
24 Michael Bourn, L (1, 8) OBP: 0.327, SLG: 0.404	X SI 89 0-0 ① F7		B SI 89 X CH 84 1-0 ① G5-3		B CU 75 X SI 89 1-0 23 G3 23 S 1B	X FF 88 0-0 ② B2-3		C FF 95 B FF 96 B CH 90 X FF 95 2-1 ① G6-3		5	0	1	0	0	0	0
13 Asdrúbal Cabrera, S (1, 6) OBP: 0.321, SLG: 0.398	C SI 90 F FF 90 B FF 90 B SL 85 B SL 84 X SI 92 3-2 ② G4-3		L SL 84 X FF 90 0-1 ② B1-3		B FF 88 X SI 88 1-0 ① P5	F FF 88 F FF 89 F SL 84 B CU 77 X FF 90 1-2 ③ F8		C FF 96 F FF 96 B FF 97 C FF 97 1-3 ② K		5	0	0	0	0	1	1
23 Michael Brantley, L (1, 7) OBP: 0.368, SLG: 0.489	C SI 91 C CU 79 B CU 78 X FF 91 1-2 ③ G6-3		X SI 91 0-0 ③ G4-3		B SI 89 C CU 76 C CU 76 X CU 77 1-2 ② G3 1-3		B FF 88 B FF 88 C FF 89 F FF 90 F SL 83 F FF 91 F FF 91 X CU 75 2-2 22 F9 8 1B 2B	X FF 97 0-0 ③ L7		5	1	1	0	0	0	1
22 Jason Kipnis, L (1, 4) OBP: 0.349, SLG: 0.357		B CU 77 B CH 84 B SI 90 B SI 91 4-0 8 FC4-6 BB	B CU 76 C SI 88 B SL 84 X FF 90 2-1 8 1B 7 SF8 1B	B CH 84 D SI 90 F SL 85 D CH 86 B SL 85 4-1 BB		X SL 82 0-0 ① F9 2-3		F SI 88 B SI 90 B SI 91 F SI 90 X SI 91 2-2 ① P6	3	1	1	0	2	0	1
8 Lonnie Chisenhall, L (1, 5) OBP: 0.411, SLG: 0.539		C SI 89 1 SAFE C SL 84 1 SAFE F CU 77 X FF 91 0-2 ① FC4-6 7 2B 1-2f	1 SAFE 1 SAFE X SI 89 0-0 7 E 25 1B 1-3 1B	X CU 78 0-0 ③ F7		B FF 90 B FF 90 F SI 90 X FF 91 2-1 7 1B 9 FC6-4 3-H 1B		C SI 88 X CH 85 0-1 ② F9	5	1	2	1	0	0	3
7 David Murphy, L (1, 9) OBP: 0.345, SLG: 0.434		C SI 90 B SI 90 1 SAFE 1 SAFE B FF 90 B CU 77 X SI 92 3-1 1-3 2B	B SL 85 B SI 90 F SI 89 F SI 90 F FF 90 X CU 78 2-2 ① SF8 1-3 3-H		C FF 89 X SI 90 0-1 41 1B 10 HR 1B	C FF 90 X SL 85 0-1 9 FC6-4 1-3 1B	B CH 83 X SI 89 1-0 ③ F8	4	1	3	1	0	0	0
25 Jason Giambi, L (1, 10) OBP: 0.256, SLG: 0.342 9 Ryan Raburn, R (7, PH) OBP: 0.260, SLG: 0.268 (7, 10)		C SL 85 F SI 90 S CU 78 0-3 ② K	B FF 89 B SI 90 3 SAFE F SI 91 F SI 91 X SL 86 2-2 ② 41 BB 3-H 1B		X SI 89 0-0 ① P5	B FF 95 S FF 94 F FF 95 1 SAFE X SL 86 1-2 ② FC6-4 41 HR 1-2f 3-H			3 0 1 0 0 1 3 1 1 0 1 0 0 1	4	1	1	1	0	0	1
41 Carlos Santana, S (1, 3) OBP: 0.342, SLG: 0.326		C SL 86 C CU 78 B FF 91 B SL 86 F CU 80 B FF 91 F CU 79 F SL 86 B FF 91 4-2 BB	B SI 90 B SL 85 C SI 90 B SL 85 B SI 89 4-1 10 FC6-4 1-2 BB		B SI 90 X SI 90 1-0 10 HR 1-2 1B	B FF 96 F FF 96 B FF 95 C FF 95 B SL 86 X FF 95 3-2 1-H HR		2	2	2	2	2	0	0
10 Yan Gomes, R (1, 2) OBP: 0.320, SLG: 0.436		X FF 90 0-0 ③ F8	B FF 90 B SI 90 X FF 90 2-0 ③ FC6-4 1-2f		B SI 90 C FF 89 X CU 77 1-1 1-H 2-H HR	B FF 97 X FF 95 1-0 ③ F9			4	1	1	3	0	0	5
Inning Stats	R: 0 E: 0 K: 0 S: 7 H: 0 LOB: 0 BB: 0 P: 11	R: 0 E: 0 K: 1 S: 15 H: 1 LOB: 3 BB: 2 P: 26	R: 0 E: 0 K: 0 S: 4 H: 0 LOB: 0 BB: 0 P: 5	R: 1 E: 1 K: 0 S: 12 H: 3 LOB: 2 BB: 1 P: 24	R: 0 E: 0 K: 0 S: 7 H: 1 LOB: 2 BB: 1 P: 14	R: 3 E: 0 K: 0 S: 11 H: 3 LOB: 0 BB: 0 P: 14	R: 4 E: 0 K: 0 S: 18 H: 4 LOB: 0 BB: 0 P: 27	R: 0 E: 0 K: 1 S: 6 H: 0 LOB: 0 BB: 0 P: 9	R: 0 E: 0 K: 0 S: 6 H: 0 LOB: 0 BB: 0 P: 9	1B: 8 2B: 2 3B: 0 HR: 2 SF: 1 SAC: 0 DP: 0 HBP: 0						

	AB	37
	R	8
	H	12
	RBI	8
	BB	4
	SO	2
	LOB	15

WP: 0 PA: 42
PB: 0
SB: 1
CS: 0

PITCHER		IP	WLS	BF	H	R	ER	SO	BB	IBB	HBP	BLK	WP	HR	S	P	ERA	WHIP
23 Nick Tepesch, R ERA: 4.91	(1, 1)	5.1	L	27	8	4	4	1	4	0	0	0	0	1	51	88	6.75	2.250
46 Robbie Ross Jr., L ERA: 5.06	(6, 1)	1.0		6	3	3	3	0	0	0	0	0	0	0	16	21	27.00	3.000
52 Tanner Scheppers, R ERA: 9.43	(7, 1)	1.2		6	1	1	1	1	0	0	0	0	0	1	13	21	5.40	0.600
25 Scott Baker, R ERA: 5.79	(9, 1)	1.0		3	0	0	0	0	0	0	0	0	0	0	6	9	0.00	0.000

PITCHER	IP	WLS	BF	H	R	ER	SO	BB	IBB	HBP	BLK	WP	HR	S	P	ERA	WHIP

Cleveland Indians @ Texas Rangers

Globe Life Park in Arlington, Arlington, TX

Sat Jun 07 2014, 4:08 PM - 7:01 PM EDT

Att. 34,633 - Partly Cloudy - 91 F

livebaseballscorecards.com

BOTTOM

Batter	1	2	3	4	5	6	7	8	9	AB	R	H	RBI	BB	SO	LOB
15 Michael Choice, R (1, 10) OBP: 0.289, SLG: 0.356	FC7		FC			FC6-3		FC8		4	0	0	0	0	0	2
1 Elvis Andrus, R (1, 6) OBP: 0.309, SLG: 0.346	K		SF9 3-H			29 2B 1B		L3		3	1	1	1	0	1	0
17 Shin-Soo Choo, L (1, 7) OBP: 0.408, SLG: 0.423	K		F8			F7		L9		4	0	0	0	0	1	2
29 Adrian Beltré, R (1, 5) OBP: 0.363, SLG: 0.500		F8		G3		1B 18 WP 1-H 2B			18 G6-3 1B 1B	4	1	2	1	0	0	0
Alex Rios, R (1, 9) OBP: 0.359, SLG: 0.473		18 FC3-5 1B		G6-3		18 WP 2-3 1B			18 G6-3 1-2 1B	4	0	3	0	0	0	0
18 Mitch Moreland, L (1, 3) OBP: 0.297, SLG: 0.347		FC3-5 1-2f		K2-3		G4-3 1-2 3-H			G6-3 1-2f 2-3	4	0	0	0	0	1	4
61 Robinson Chirinos, R (1, 2) OBP: 0.272, SLG: 0.353		P5			B1-3		F9		G4-3	4	0	0	0	0	0	2
2 Leonys Martin, L (1, 8) OBP: 0.326, SLG: 0.377			3 1B 1 SF9 1B		F9		G3			3	1	1	0	0	0	0
3 Luis Sardinas, S (1, 4) OBP: 0.333, SLG: 0.310			1-3 1B		G4-3		K			3	0	1	0	0	1	0
Inning Stats	R: 0 E: 0 K: 2 S: 9 H: 0 LOB: 0 BB: 0 P: 13	R: 0 E: 0 K: 0 S: 8 H: 1 LOB: 1 BB: 0 P: 12	R: 1 E: 0 K: 0 S: 12 H: 2 LOB: 1 BB: 0 P: 18	R: 0 E: 0 K: 1 S: 6 H: 0 LOB: 0 BB: 0 P: 9	R: 0 E: 0 K: 0 S: 5 H: 0 LOB: 0 BB: 0 P: 5	R: 2 E: 0 K: 0 S: 13 H: 3 LOB: 1 BB: 0 P: 15	R: 0 E: 0 K: 1 S: 8 H: 0 LOB: 0 BB: 0 P: 13	R: 0 E: 0 K: 0 S: 7 H: 0 LOB: 0 BB: 0 P: 15	R: 0 E: 0 K: 0 S: 8 H: 2 LOB: 1 BB: 0 P: 11	1B: 7 2B: 1 3B: 0 HR: 0	SF: 1 SAC: 0 DP: 1 HBP: 0						

	AB	33
	R	3
	H	8
	RBI	2
	BB	0
	SO	4
	LOB	10

WP: 1 PB: 0 SB: 0 CS: 0 PA: 34

PITCHER		IP	WLS	BF	H	R	ER	SO	BB	IBB	HBP	BLK	WP	HR	S	P	ERA	WHIP
43 Josh Tomlin, R ERA: 3.12	(1, 1)	8.0	W	31	7	3	3	5	0	0	0	0	1	0	72	105	3.38	0.875
44 John Axford, R ERA: 3.38	(9, 1)	1.0		3	1	0	0	0	0	0	0	0	0	0	4	6	0.00	1.000

PITCHER	IP	WLS	BF	H	R	ER	SO	BB	IBB	HBP	BLK	WP	HR	S	P	ERA	WHIP

Cleveland Indians @ Texas Rangers

Globe Life Park in Arlington, Arlington, TX

Sun Jun 08 2014, 3:08 PM - 6:17 PM EDT

Att. 34,613 - Partly Cloudy - 81 F

livebaseballscorecards.com

Batter	1	2	3	4	5	6	7	8	9	AB	R	H	RBI	BB	SO	LOB
24 Michael Bourn, L (1, 8) OBP: 0.328, SLG: 0.401	G1-3		1B		BB			F8		4	0	1	0	1	1	2
13 Asdrúbal Cabrera, S (1, 6) OBP: 0.323, SLG: 0.396	L8		P6		1B		BB		L4	4	0	1	1	1	0	1
23 Michael Brantley, L (1, 7) OBP: 0.361, SLG: 0.479	G4-3			G4-3	FC3-2		K		FC7	5	0	0	0	0	1	4
22 Jason Kipnis, L (1, 4) OBP: 0.344, SLG: 0.351		41 G6-4-3 1B		G4-3	G4-3		FC7		K	5	0	1	0	0	1	4
41 Carlos Santana, S (1, 3) OBP: 0.345, SLG: 0.326		G6-4-3 1-2f		BB		G6-3	1B			3	0	1	0	1	0	1
10 Yan Gomes, R (1, 2) OBP: 0.324, SLG: 0.435		8 FC6 1B		P4		8 1B 9 1B BB	K			3	1	1	0	1	1	3
8 Lonnie Chisenhall, L (1, 5) OBP: 0.413, SLG: 0.538		FC6 1-2f			7 1B 9 G1-3 13 1B 1B	9 E 9 1B 7 SF8 1B		K		4	2	2	0	0	1	1
9 Ryan Raburn, R (1, 10) OBP: 0.268, SLG: 0.270			7 G4-6-3 BB		G1-3	7 SF8 E8 1B		K		3	0	1	1	1	1	1
7 David Murphy, L (1, 9) OBP: 0.348, SLG: 0.442			G4-6-3 1-2f		13 1B 24 BB 23 FC3-2 1B	SF8		2B		3	0	2	1	0	0	1
Inning Stats	R: 0 E: 0 K: 0 S: 7 H: 0 LOB: 0 BB: 0 P: 8	R: 0 E: 0 K: 0 S: 6 H: 2 LOB: 1 BB: 0 P: 8	R: 0 E: 0 K: 0 S: 6 H: 1 LOB: 1 BB: 1 P: 13	R: 0 E: 0 K: 0 S: 6 H: 0 LOB: 1 BB: 1 P: 13	R: 1 E: 0 K: 0 S: 18 H: 3 LOB: 3 BB: 1 P: 30	R: 2 E: 1 K: 1 S: 16 H: 2 LOB: 1 BB: 1 P: 27	R: 0 E: 0 K: 2 S: 16 H: 1 LOB: 2 BB: 1 P: 24	R: 0 E: 0 K: 2 S: 9 H: 1 LOB: 1 BB: 0 P: 13	R: 0 E: 0 K: 1 S: 5 H: 0 LOB: 0 BB: 0 P: 9	1B: 9 2B: 1 3B: 0 HR: 0	SF: 1 SAC: 0 DP: 2 HBP: 0						

TOP	
AB	34
R	3
H	10
RBI	3
BB	5
SO	6
LOB	18

WP: 0 PB: 0 SB: 0 CS: 0 PA: 40

PITCHER	IP	WLS	BF	H	R	ER	SO	BB	IBB	HBP	BLK	WP	HR	S	P	ERA	WHIP
47 Joe Saunders, L (1, 1) ERA: 3.6	5.1	L	25	7	3	2	0	4	0	0	0	0	0	54	92	3.38	2.062
37 Shawn Tolleson, R (6, 1) ERA: 2.9	1.1		6	1	0	0	2	1	0	0	0	0	0	17	26	0.00	1.500
56 Neal Cotts, L (7, 1) ERA: 3.96	1.1		6	2	0	0	3	0	0	0	0	0	0	13	18	0.00	1.500
44 Jason Frasor, R (9, 1) ERA: 1.64	1.0		3	0	0	0	1	0	0	0	0	0	0	5	9	0.00	0.000

PITCHER	IP	WLS	BF	H	R	ER	SO	BB	IBB	HBP	BLK	WP	HR	S	P	ERA	WHIP

Batter	1	2	3	4	5	6	7	8	9	AB	R	H	RBI	BB	SO	LOB
15 Michael Choice, R (1, 7) OBP: 0.288, SLG: 0.348	C FF 91 F SI 92 S SI 92 0-3 FC ①		B SI 90 C SI 90 B SL 81 B SI 90 S SI 90 F SI 89 B SI 88 4-2 1 FC6-4 BB		C SI 86 X SI 88 0-1 FC6 ①		S FC 92 1 SAFE C FC 93 B FC 93 F SL 81 C SL 80 1-3 FC ②			3	0	0	0	1	0	2
1 Elvis Andrus, R (1, 6) OBP: 0.304, SLG: 0.340	C SI 89 C SL 81 X SL 83 0-2 G4-3 ②		B SL 78 X SI 89 1-0 FC6-4 ③ 1-2f		1 SAFE B SI 86 B SI 86 1 SAFE X SI 86 2-0 G6-3 ②③ 1-2		X FC 93 0-0 G4-3 ③			4	0	0	0	0	0	4
17 Shin-Soo Choo, L (1, 10) OBP: 0.402, SLG: 0.415	S SI 90 B FF 93 B SI 91 B FF 93 C FF 90 X FF 92 3-2 F7 ③			B FF 89 B FF 90 C SI 88 F FF 89 X SI 89 2-2 G4-3 ①		F SI 85 B SI 88 B FF 90 F FF 88 C SI 88 2-3 K ①		X FC 92 0-0 B1-3 ①		4	0	0	0	0	1	0
29 Adrian Beltré, R (1, 5) OBP: 0.366, SLG: 0.505		C SI 89 B SI 90 C SI 90 S SI 91 1-3 K ①		C SI 88 F SI 92 X SI 92 0-2 60 BB 2 FC3-2 1B 1B		B SL 78 S SI 87 B SL 79 S SI 86 F SI 89 B FF 90 F SI 84 F SI 87 F SI 85 3-2 X SI 86 3B 2B		C FC 92 F FC 92 B SL 81 X SL 82 1-2 P4 ②		4	1	2	0	0	1	0
Alex Rios, R (1, 9) OBP: 0.365, SLG: 0.484		B SI 91 C FF 92 C SL 82 B SL 83 X SI 92 2-2 L6 ②		B SL 79 B SI 90 X FF 90 2-0 2 FC3-2 60 BB 16 WP 1-2 1B		B FF 90 F SI 86 X SI 87 1-1 2-H 3B		B FC 93 B SL 80 B FC 92 B FC 92 4-0 60 CS BB		3	1	2	1	1	0	0
60 Chris Gimenez, R (1, 2) OBP: 0.415, SLG: 0.513		C SI 88 F SL 82 B SL 82 S SI 92 1-3 K ③		B SI 88 B FF 91 B SI 86 C FF 88 S SI 86 B SI 87 4-2 16 WP 2 FC3-2 1-2 2-3 BB		C SI 88 B SI 89 F SI 87 F SI 89 X SI 88 1-2 G3 ②		C SL 78 B SL 79 F FC 92 B FC 94 2-2 CS ③ 1-2	C KC 85 B FF 96 X FF 96 1-1 F8 ①	3	0	0	0	1	1	1
2 Leonys Martin, L (1, 8) OBP: 0.320, SLG: 0.369			C FF 90 S SI 91 B SI 92 S SL 82 1-3 K ① X FF 91 0-0 FC3-2 ② 16 WP 1-2 2-3 3-Hf		B SI 90 C SL 82 S SI 92 F SL 83 X SI 93 1-2 G4-3 ③			B FF 96 F FF 97 S FF 97 C KC 87 1-3 K ②	4	0	0	0	0	2	4
16 Donnie Murphy, R (1, 3) OBP: 0.302, SLG: 0.319			S FF 91 B SL 83 F SI 89 H FF 94 2-2 12 G5-3 HBP S SI 86 S SI 89 B SL 82 S SI 89 1-3 K ③ 1-2 2-3 3-H			C FC 92 X SL 80 0-1 F8 ①		S KC 88 C KC 86 B FF 96 B KC 87 F FF 96 B KC 84 S FF 96 3-3 K ③	3	0	0	0	0	2	2
12 Rougned Odor, L (1, 4) OBP: 0.315, SLG: 0.478 3 Luis Sardinas, S (6, 4) OBP: 0.348, SLG: 0.326			S SI 89 B SI 90 B SI 90 B SI 90 C FF 90 X SI 89 3-2 G5-3 ② 1-2		C FF 87 B SI 88 C FF 89 B SL 79 X SI 87 2-2 1 G6-3 1B		B FC 92 B FC 93 C FC 92 C FC 92 X SL 80 2-2 1B			2 1	0 0	1 1	0 0	0 0	0 0	1 0
Inning Stats	R: 0 E: 0 K: 0 S: 9 H: 0 LOB: 0 BB: 0 P: 12	R: 0 E: 0 K: 2 S: 9 H: 0 LOB: 0 BB: 0 P: 13	R: 0 E: 0 K: 1 S: 12 H: 0 LOB: 2 BB: 1 P: 23	R: 1 E: 0 K: 1 S: 13 H: 2 LOB: 2 BB: 1 P: 22	R: 0 E: 0 K: 0 S: 6 H: 1 LOB: 0 BB: 0 P: 10	R: 1 E: 0 K: 1 S: 20 H: 2 LOB: 1 BB: 0 P: 28	R: 0 E: 0 K: 0 S: 10 H: 1 LOB: 1 BB: 0 P: 13	R: 0 E: 0 K: 0 S: 6 H: 0 LOB: 0 BB: 1 P: 13	R: 0 E: 0 K: 2 S: 9 H: 0 LOB: 0 BB: 0 P: 14	1B: 4 2B: 1 3B: 1 HR: 0	SF: 0 SAC: 0 DP: 0 HBP: 1			WP: 1 PB: 0 SB: 0 CS: 1	PA: 36		

PITCHER		IP	WLS	BF	H	R	ER	SO	BB	IBB	HBP	BLK	WP	HR	S	P	ERA	WHIP
63 Justin Masterson, R ERA: 4.61	(1, 1)	5.2	W	24	5	2	2	6	2	0	1	0	1	0	65	103	3.18	1.235
35 Marc Rzepczynski, L ERA: 3.27	(6, 1)	0.1	H	1	0	0	0	0	0	0	0	0	0	0	4	5	0.00	0.000
27 Bryan Shaw, R ERA: 2.01	(7, 1)	2.0	H	7	1	0	0	1	1	0	0	0	0	0	16	26	0.00	1.000
37 Cody Allen, R ERA: 2.7	(9, 1)	1.0	S	3	0	0	0	2	0	0	0	0	0	0	9	14	0.00	0.000

PITCHER	IP	WLS	BF	H	R	ER	SO	BB	IBB	HBP	BLK	WP	HR	S	P	ERA	WHIP

BOTTOM

Cleveland Indians @ Texas Rangers

Globe Life Park in Arlington, Arlington, TX

Sun Jun 08 2014, 3:08 PM - 6:17 PM EDT

Att. 34,613 - Partly Cloudy - 81 F

livebaseballscorecards.com

AB	31
R	2
H	6
RBI	1
BB	3
SO	7
LOB	14

Cleveland Indians @ Texas Rangers

Globe Life Park in Arlington, Arlington, TX

Mon Jun 09 2014, 8:09 PM - 11:28 PM EDT

Att. 29,362 - Cloudy - 80 F

livebaseballscorecards.com

TOP

Batter	1	2	3	4	5	6	7	8	9	AB	R	H	RBI	BB	SO	LOB
24 Michael Bourn, L (1, 8) OBP: 0.329, SLG: 0.396	B FF 91 B FF 90 C FF 91 B SI 91 F FF 91 B FF 92 4-2 13 1B 22 G3 BB	B CU 75 S CH 83 C FF 92 B CU 78 X FF 91 2-2 ② G3-1	X SI 89 0-0 ③ G4-3		C CH 85 B CH 84 C SL 82 S SL 82 1-3 ③ K		X CH 84 0-0 ③ G3		S SL 84 B SL 83 C FF 92 F FF 91 F SL 83 X SL 85 1-2 13 G6-4-3 1B	5	1	1	0	1	1	1
13 Asdrúbal Cabrera, S (1, 6) OBP: 0.327, SLG: 0.403	1 SAFE X FF 91 0-0 22 G3 8 1B 1-3 1B	X FF 92 0-0 22 1B 2B		C SI 88 F SL 80 B SI 91 B SL 82 S SL 82 2-3 ① K		F SL 79 B SI 90 B SI 89 S SL 82 F SI 90 B SL 82 F SI 91 S SI 90 3-3 ① K		B SL 77 X SL 78 1-0 23 1B 22 1B 1B	S SL 84 B FF 92 X FF 91 1-1 ② ③ G6-4-3 1-2f	6	3	3	0	0	2	1
23 Michael Brantley, L (1, 7) OBP: 0.373, SLG: 0.498 9 Ryan Raburn, R (8, 7) OBP: 0.268, SLG: 0.270	C FF 91 F CU 77 D CU 77 B FF 90 B CH 82 D SI 91 4-2 8 1B 22 G3 41 FC3-6 BB	B CH 83 D CH 83 B SI 90 C FF 91 B CH 82 4-1 22 1B BB		B SI 87 X SI 90 1-0 HR		X SI 90 0-0 8 2B 1B		X SI 88 0-0 22 1B 8 HR 1-2 1B		3 0	5 0	3 0	1 0	2 0	0 0	0 0
22 Jason Kipnis, L (1, 4) OBP: 0.352, SLG: 0.360	C CU 76 D CH 83 F FF 91 B FF 92 X SI 91 2-2 ① G3 1-2 2-3 3-H	B CH 83 C FF 91 T FF 92 B FF 92 F CU 76 F FF 92 B FF 91 X FF 92 3-2 8 HR 1-H 2-H 1B		B SI 90 C SI 90 C CH 85 X SL 82 1-2 8 S 8 HR 1B		X SL 81 0-0 ② F8		B CH 83 X SI 89 1-0 8 HR 1-3 2-H 1B		5	3	3	4	0	0	3
8 Lonnie Chisenhall, L (1, 5) OBP: 0.429, SLG: 0.615	X FF 90 0-0 41 FC3-6 2-3 3-H 1B	B SI 90 F FF 91 X CH 84 1-1 1-H HR		C SL 80 B SI 89 X SI 90 1-1 1-H HR		F SI 89 B SL 81 1 SAFE F SI 89 F SI 90 F SL 82 F SL 82 1 SAFE X SI 89 1-2 1-H 2B		F SI 87 B SI 87 F SI 88 B CH 84 F SI 89 F SI 88 X SL 81 2-2 1-H 3-H HR		5	3	5	9	0	0	0
41 Carlos Santana, S (1, 3) OBP: 0.338, SLG: 0.317	C CU 76 C FF 91 D CU 77 X FF 92 1-2 ② FC3-6 1-2f 3-H	F SI 91 B CU 77 X SI 90 1-1 ③ P5		B CH 85 B SI 90 F SI 90 C SI 91 X SI 91 2-2 ② P4		C SL 80 D CH 84 B SI 89 S SL 81 S SL 81 2-3 ③ K		B FF 95 C FF 95 F CH 89 S SL 86 1-3 ① K		5	0	0	1	0	2	2
7 David Murphy, L (1, 9) OBP: 0.345, SLG: 0.441	B SI 90 D FF 89 F FF 91 X FF 91 2-1 ③ F7		C SI 87 X SI 89 0-1 25 F9 53 SF8 2B	F SI 91 B SI 90 B SL 81 S SI 91 X SL 82 2-2 ③ L3			S CH 82 F SI 88 S SL 81 0-3 ① K	B CH 90 X FF 95 1-0 ② G1-3		5	1	1	0	0	1	1
25 Jason Giambi, L (1, 10) OBP: 0.229, SLG: 0.302		B SI 90 B CH 83 C FF 91 C FF 91 F FF 92 S CH 83 2-3 ① K	F SI 88 S SI 90 X SI 90 0-2 ① F9 2-3		B SI 88 X CH 85 1-0 ① P6		C SL 80 T CH 84 S SI 90 0-3 ② K	S FF 96 T FF 97 B FF 97 B SL 87 B FF 97 F FF 97 S FF 97 3-3 ③ K		5	0	0	0	0	3	1
53 George Kottaras, L (1, 2) OBP: 0.583, SLG: 1.625		B FF 90 C FF 91 C CH 84 B FF 91 F CH 84 X FF 92 2-2 HR	B SI 89 B SL 80 C SI 89 X SI 90 2-1 ② SF8 3-H		C SI 89 C CH 85 B SL 81 B CH 84 C SI 90 2-3 ② K		C SI 90 B SI 90 B SI 89 F SI 90 X SI 90 2-2 1B		C FF 91 C FF 90 S SL 85 0-3 ① K	4	1	2	2	0	2	0
Inning Stats	R: 3 E: 0 K: 0 S: 14 H: 2 LOB: 1 BB: 2 P: 27	R: 5 E: 0 K: 1 S: 22 H: 4 LOB: 0 BB: 1 P: 37	R: 1 E: 0 K: 0 S: 8 H: 1 LOB: 0 BB: 0 P: 10	R: 3 E: 0 K: 1 S: 15 H: 3 LOB: 0 BB: 0 P: 24	R: 0 E: 0 K: 2 S: 7 H: 0 LOB: 0 BB: 0 P: 11	R: 1 E: 0 K: 2 S: 16 H: 2 LOB: 1 BB: 0 P: 22	R: 0 E: 0 K: 2 S: 10 H: 1 LOB: 1 BB: 0 P: 12	R: 4 E: 0 K: 2 S: 16 H: 4 LOB: 0 BB: 0 P: 25	R: 0 E: 0 K: 1 S: 10 H: 1 LOB: 0 BB: 0 P: 12	1B: 10 2B: 3 3B: 0 HR: 5 SF: 1 SAC: 0 DP: 1 HBP: 0						

	AB	43
	R	17
	H	18
	RBI	17
	BB	3
	SO	11
	LOB	9

WP: 0 PA: 47
PB: 0
SB: 1
CS: 0

PITCHER		IP	WLS	BF	H	R	ER	SO	BB	IBB	HBP	BLK	WP	HR	S	P	ERA	WHIP
22 Nick Martinez, R ERA: 4.63	(1, 1)	2.0	L	15	6	8	8	1	3	0	0	0	0	2	36	64	36.00	4.500
25 Scott Baker, R ERA: 7.62	(3, 1)	5.0		26	11	9	9	7	0	0	0	0	0	3	64	91	16.20	2.200
52 Tanner Scheppers, R ERA: 9.0	(8, 1)	1.0		3	0	0	0	2	0	0	0	0	0	0	8	13	0.00	0.000
46 Robbie Ross Jr., L ERA: 4.98	(9, 1)	1.0		3	1	0	0	1	0	0	0	0	0	0	10	12	0.00	1.000

PITCHER		IP	WLS	BF	H	R	ER	SO	BB	IBB	HBP	BLK	WP	HR	S	P	ERA	WHIP

Cleveland Indians @ Texas Rangers

Globe Life Park in Arlington, Arlington, TX

Mon Jun 09 2014, 8:09 PM - 11:28 PM EDT

Att. 29,362 - Cloudy - 80 F

livebaseballscorecards.com

Batter	1	2	3	4	5	6	7	8	9	AB	R	H	RBI	BB	SO	LOB
19 Daniel Robertson, R (1, 8) (9, 7) OBP: 0.242, SLG: 0.226	C SI 91 B SI 92 X SI 91 1-1 17 G3 1 BB 29 G6-3 1B		B SI 89 B CH 82 B SI 90 C SI 90 C SI 90 C SI 92 3-3 ① K	B SI 90 B SI 90 X SI 91 2-0 1-H 2B		C SL 90 D FF 92 F FF 94 B FF 95 B SL 88 S FF 96 3-3 ① K 1-2		F FF 96 B CU 81 C CU 81 S SL 87 1-3 ③ K		5	1	2	1	0	3	3
1 Elvis Andrus, R (1, 6) OBP: 0.306, SLG: 0.343	1 SAFE B SI 90 B SI 89 B CH 82 B SI 91 4-0 29 G6-3 17 G3 1-2 BB		C SI 92 X CH 82 0-1 17 WP 17 G3-1 1-3 2B	C FF 91 B SL 86 F SL 87 T SL 87 1-2 ② K		B FF 93 X SL 89 1-0 ②③ G5-3-4 2-2f			F FF 89 C FF 89 B SL 82 F SL 82 B FF 90 S SL 83 2-3 ① K	4	1	1	0	1	2	3
17 Shin-Soo Choo, L (1, 7) OBP: 0.395, SLG: 0.407 2 Leonys Martin, L (9, 8) OBP: 0.318, SLG: 0.368	B SI 89 S SI 92 C SI 92 B SL 86 F SI 93 X SL 86 2-2 ① G3 1-2 2-3		B SL 85 F SI 89 X SI 89 1-1 ② G3-1 2-H 3-H	B SL 87 B SL 87 F FF 92 X SL 86 2-1 ③ G4-3			B FF 94 T FF 95 S FF 95 F FF 96 S FF 95 1-3 ① K		B SL 83 B FF 91 B FF 90 C FF 89 X FF 90 3-1 ② L9	4 1	0 0	0 0	1 0	0 0	1 0	3 0
29 Adrian Beltré, R (1, 5) OBP: 0.367, SLG: 0.503	C SI 92 S CH 83 B SI 91 B SL 86 F SI 92 F SI 93 F SL 85 B SL 86 X SL 86 3-2 ② G6-3 2-3 3-H		B CH 81 S SL 83 B SI 91 C CH 82 X SI 92 2-2 3B 1B		C SL 86 B SL 86 S SL 87 F FF 93 B SL 86 X SL 86 2-2 FC1-6 1B		X FF 95 0-0 ② P4		C FF 90 B SL 83 X CH 78 1-1 ③ P4	5	1	2	1	0	0	1
Alex Rios, R (1, 9) OBP: 0.367, SLG: 0.492	C SI 94 B SI 90 S SI 90 F SL 83 B SI 92 F SL 85 F SI 92 X SI 92 2-2 ③ G6-3		B SI 92 B CH 82 X SI 90 2-0 1-H 3B		C FF 92 X SL 87 0-1 ① FC1-6 16 E 1-2f		B FF 94 C SL 90 X CU 78 1-1 1B			4	0	2	1	0	0	2
16 Donnie Murphy, R (1, 3) OBP: 0.291, SLG: 0.305		B SI 90 B SI 90 C SI 88 F SI 89 X SI 91 2-2 ① G3	B SI 91 B SI 92 F SI 91 B CH 82 X SI 91 3-1 ③ G4-3		B SL 86 S FF 91 S SL 85 X SL 86 1-2 E5 15 FC6-4-3 1-2		B SL 88 B FF 95 S FF 95 T FF 95 F FF 96 F FF 96 S FF 96 2-3 ③ K			4	0	0	0	0	1	3
15 Michael Choice, R (1, 10) OBP: 0.288, SLG: 0.366		B SI 88 B SI 89 C CH 82 C SI 90 X SI 91 2-2 ② FC5-3		B SI 90 X CH 82 1-0 HR	D SL 86 X SL 86 1-0 ②③ FC6-4-3 1-2			B FF 96 C FF 95 C CU 81 F FF 96 B FF 97 X FF 96 2-2 ① FC9		4	1	1	1	0	0	2
61 Robinson Chirinos, R (1, 2) OBP: 0.279, SLG: 0.383		C SI 92 X SI 91 0-1 ③ L6		C SI 91 B SL 82 F SL 84 X SI 90 1-2 ① G4-3		B FF 94 X FF 94 1-0 3 1B 1B		X FF 95 0-0 HR		4	1	2	1	0	0	0
3 Luis Sardinas, S (1, 4) OBP: 0.360, SLG: 0.326			B SI 91 B SI 89 B SI 88 B SI 90 4-0 1 2B 17 WP BB	B SI 90 C SI 91 X SI 90 1-1 E6 19 2B		C FF 93 X CU 78 0-1 1 G5-3-4 19 S 1-3 1B		C FF 95 X CH 89 0-1 ② G3		3	2	1	0	1	0	0
Inning Stats	R: 1 H: 1 E: 0 LOB: 1 K: 0 BB: 1 S: 18 P: 30	R: 0 H: 0 E: 0 LOB: 0 K: 0 BB: 0 S: 8 P: 12	R: 3 H: 3 E: 0 LOB: 1 K: 1 BB: 1 S: 13 P: 28	R: 2 H: 2 E: 1 LOB: 1 K: 1 BB: 0 S: 12 P: 20	R: 0 H: 1 E: 1 LOB: 1 K: 0 BB: 0 S: 10 P: 14	R: 0 H: 2 E: 0 LOB: 1 K: 1 BB: 0 S: 7 P: 12	R: 0 H: 1 E: 0 LOB: 1 K: 2 BB: 0 S: 12 P: 16	R: 1 H: 1 E: 0 LOB: 0 K: 1 BB: 0 S: 10 P: 13	R: 0 H: 0 E: 0 LOB: 0 K: 1 BB: 0 S: 8 P: 14	1B: 6 SF: 0 2B: 3 SAC: 0 3B: 1 DP: 2 HR: 2 HBP: 0						WP: 1 PA: 40 PB: 0 SB: 1 CS: 0	

	AB	38
	R	7
	H	11
	RBI	6
	BB	2
	SO	7
	LOB	17

PITCHER		IP	WLS	BF	H	R	ER	SO	BB	IBB	HBP	BLK	WP	HR	S	P	ERA	WHIP
58 TJ House, L ERA: 5.24	(1, 1)	3.1		19	6	6	5	1	2	0	0	0	1	1	46	82	13.50	2.400
48 Scott Atchison, R ERA: 2.86	(4, 1)	1.2	W	6	1	0	0	1	0	0	0	0	0	0	15	22	0.00	0.600
44 John Axford, R ERA: 3.12	(6, 1)	2.0		8	3	0	0	3	0	0	0	0	0	0	19	28	0.00	1.500
59 Carlos Carrasco, R ERA: 5.08	(8, 1)	1.0		4	1	1	1	1	0	0	0	0	0	1	10	13	9.00	1.000
88 Josh Outman, L ERA: 2.66	(9, 1)	1.0		3	0	0	0	1	0	0	0	0	0	0	8	14	0.00	0.000

PITCHER	IP	WLS	BF	H	R	ER	SO	BB	IBB	HBP	BLK	WP	HR	S	P	ERA	WHIP

Batter	1	2	3	4	5	6	7	8	9	AB	R	H	RBI	BB	SO	LOB
24 Michael Bourn, L (1, 8) OBP: 0.325, SLG: 0.391	B FF 84 B FF 86 F FF 88 F FF 88 S CH 81 2-3 ① **K**		C FF 88 X SI 87 0-1 ③ 13 FC9-6 **1B**		D FF 87 S CH 79 X KC 74 1-1 ③ **G3**			C SI 86 C CH 79 B FF 86 X CH 79 1-2 ② **F9**	B SL 82 B SI 92 B SI 90 C SI 91 F FF 91 X SI 91 3-2 ① **G1-3**	5	0	1	0	0	1	3
13 Asdrúbal Cabrera, S (1, 6) OBP: 0.324, SLG: 0.400	C FF 88 B FF 88 B FF 88 X CH 80 2-1 ② **F7**		F KC 73 1 SAFE X CH 79 0-1 ② **FC9-6** **1-2f**			S FF 84 B FF 86 B FF 86 X FF 86 2-1 ① **G4-3**		B FF 86 F CH 80 X FF 87 1-1 23 HBP 22 2B **1B**	C SL 81 X FF 92 0-1 ② **SF7** **3-H**	4	1	1	1	0	0	1
23 Michael Brantley, L (1, 7) OBP: 0.377, SLG: 0.500	C SI 88 C SI 88 B KC 76 F CH 80 F SI 88 X SI 88 1-2 **2B**		B FF 86 B CH 81 B FF 87 C SI 87 X FF 88 3-1 ③ **L9**			C FF 86 F CH 79 H FF 87 1-2 22 G1-6-3 **HBP**		C FF 87 H CH 78 1-1 22 2B **1-2** **HBP**	B SI 93 C SI 91 C CH 86 F SL 81 S SI 92 1-3 ③ **K**	3	1	1	0	0	1	2
22 Jason Kipnis, L (1, 4) OBP: 0.350, SLG: 0.364	C FF 88 B KC 76 S SI 88 C CH 80 1-3 ③ **K**			B FF 85 C FF 85 S CH 79 F SI 87 X CH 80 1-2 ① **G4-3**		C FF 86 C FF 87 F CH 79 X FF 87 0-2 ② ③ **G1-6-3** **1-2f**		X CH 80 0-0 41 1B **1-H** **2-H** **2B**		4	1	1	2	0	1	2
41 Carlos Santana, S (1, 3) OBP: 0.340, SLG: 0.321		C FF 87 B FF 87 B CH 79 B FF 87 X FF 88 3-1 **1B**		C KC 75 C FF 87 B CH 80 B CH 80 S CH 80 2-3 ② **K**			B FF 87 B CH 79 F FF 86 B FF 87 X FF 86 3-1 ① **F9**	X FF 92 0-0 **2-H** **1B**		4	0	2	1	0	1	0
10 Yan Gomes, R (1, 2) OBP: 0.318, SLG: 0.426		C SI 88 B CH 80 X FF 88 1-1 ① **P6**		B SI 88 X FF 86 1-0 ③ **G5-3**			B FF 87 C FF 86 C FF 87 S CH 79 1-3 ② **K**	S SI 92 X SL 81 0-1 ③ **F7**		4	0	0	0	0	1	2
8 Lonnie Chisenhall, L (1, 5) OBP: 0.431, SLG: 0.618		C FF 88 B FF 88 X CH 81 1-1 ② **F9**			C FF 86 S KC 73 B KC 74 F CH 79 F SI 88 F SI 88 X KC 74 1-2 ① **G4-3**		C FF 86 X FF 87 0-1 **2B**		F FF 91 X CH 84 0-1 9 1B 7 2B **1B**	4	1	2	0	0	0	1
9 Ryan Raburn, R (1, 10) OBP: 0.267, SLG: 0.269		B KC 76 B CH 80 B SI 86 C FF 87 F FF 87 F FF 89 X FF 88 3-2 ③ **F7**			C KC 74 S CH 80 B FF 87 B CH 80 X CH 79 2-2 ② **G1-3**		C CH 78 C SI 86 S CH 78 0-3 ③ **K**		S SI 91 B SI 92 X SL 81 1-1 7 2B 13 SF7 **1-2** **1B**	4	1	1	0	0	1	2
7 David Murphy, L (1, 9) OBP: 0.348, SLG: 0.444			C FF 86 B KC 74 X SI 87 1-1 ① **G3-1**		C FF 86 H SI 87 1-1 **HBP**			C SI 85 B CH 77 X FF 86 1-1 ① **G3**	C SI 91 F SI 92 X SL 82 0-2 **1-3** **2-H** **2B**	3	0	1	1	0	0	0

Inning Stats	1	2	3	4	5	6	7	8	9	1B: 6	SF: 1	WP: 0	PA: 39
	R: 0 H: 1 E: 0 LOB: 1 K: 2 BB: 0 S: 13 P: 19	R: 0 H: 1 E: 0 LOB: 1 K: 0 BB: 0 S: 10 P: 18	R: 0 H: 1 E: 0 LOB: 1 K: 0 BB: 0 S: 8 P: 12	R: 0 H: 0 E: 0 LOB: 0 K: 1 BB: 0 S: 8 P: 12	R: 0 H: 0 E: 0 LOB: 1 K: 0 BB: 0 S: 12 P: 17	R: 0 H: 0 E: 0 LOB: 0 K: 0 BB: 0 S: 8 P: 11	R: 0 H: 1 E: 0 LOB: 1 K: 2 BB: 0 S: 10 P: 14	R: 3 H: 3 E: 0 LOB: 1 K: 0 BB: 0 S: 12 P: 16	R: 2 H: 3 E: 0 LOB: 1 K: 1 BB: 0 S: 16 P: 21	2B: 4 SAC: 0	3B: 0 DP: 1	PB: 0	
										HR: 0	HBP: 3	SB: 0	
												CS: 0	

PITCHER	IP	WLS	BF	H	R	ER	SO	BB	IBB	HBP	BLK	WP	HR	S	P	ERA	WHIP
51 Jason Vargas, L (1, 1) ERA: 3.3	7.2	W	31	6	3	3	5	0	0	3	0	0	0	78	116	3.52	0.783
55 Tim Collins, L (8, 1) ERA: 4.7	0.0		1	1	0	0	0	0	0	0	0	0	0	1	1	∞	∞
43 Aaron Crow, R (8, 1) ERA: 3.1	1.1	S	7	3	2	2	1	0	0	0	0	0	0	18	23	13.50	2.250

PITCHER	IP	WLS	BF	H	R	ER	SO	BB	IBB	HBP	BLK	WP	HR	S	P	ERA	WHIP

TOP

Cleveland Indians @ Kansas City Royals

Kauffman Stadium, Kansas City, MO

Tue Jun 10 2014, 7:12 PM - 10:11 PM CDT

Att. 25,540 - Cloudy - 67 F

livebaseballscorecards.com

AB	35
R	5
H	10
RBI	5
BB	0
SO	6
LOB	13

Batter	1	2	3	4	5	6	7	8	9	AB	R	H	RBI	BB	SO	LOB
1 Jarrod Dyson, L (1, 8) OBP: 0.354, SLG: 0.311	B SI 89 F SI 94 C SI 93 B CU 82 X SI 94 2-2 14 G6-4-3 1B		X SL 88 0-0 FC4 35 G3-1 14 1B 16 1B 1-2 2-3		B CU 80 C SL 87 B CU 81 F SI 93 S CH 86 2-3 ② K		C FF 94 X FF 94 0-1 35 1B 1B	D SL 82 B FF 91 F FF 90 F FF 90 D SL 82 B FF 89 4-2 14 FC6-4 1-2 BB		4	1	2	0	1	1	2
14 Omar Infante, R (1, 4) OBP: 0.280, SLG: 0.331	X SI 94 0-0 ①② G6-4-3 1-2f		C SI 93 X SL 89 0-1 35 G3-1 16 1B 1-2 2-3 3-H 1B		B SL 88 B SI 92 C SI 92 B SI 93 B SI 90 4-1 35 HR BB		B FF 94 B FF 93 X FF 95 2-0 ② F9	X FF 90 0-0 ② FC6-4 1-2f 2-3		4	2	1	1	1	0	4
35 Eric Hosmer, L (1, 3) OBP: 0.297, SLG: 0.369	X SI 94 0-0 ③ G4-3		B SL 90 D SI 93 F SL 90 B SI 94 X SL 89 3-1 ② G3-1 1-2 2-3 3-H		B SL 89 X SI 92 1-0 1-H HR		F FF 93 F FF 95 D SL 80 F SL 79 F FF 96 D SL 79 B FF 93 X FF 94 3-2 1-3 1B	C SL 81 D FF 87 X SL 78 1-1 ③ G4-3		5	1	2	3	0	0	4
16 Billy Butler, R (1, 10) OBP: 0.303, SLG: 0.319		C SL 87 F SI 94 C CU 82 0-3 ① K	S SL 89 X SI 94 0-1 2-H 3-H 1B		C CU 82 B CU 82 X SL 88 1-1 1B		B FF 94 F FF 94 X FF 94 1-1 ③ L8			4	0	2	2	0	1	2
4 Alex Gordon, L (1, 7) OBP: 0.375, SLG: 0.455		C SI 93 F SL 90 S CU 84 0-3 ② K	C CU 79 X SL 87 0-1 ③ F8		S SL 87 S CU 82 B SL 89 F CU 83 B SI 93 S SL 89 2-3 ③ K			B SL 78 B FF 92 B FF 92 C FF 93 F FF 93 F FF 93 F FF 93 F FF 94 X FF 93 3-2 HR		4	1	1	1	0	2	2
13 Salvador Perez, R (1, 2) OBP: 0.322, SLG: 0.422		C SI 94 B SL 89 B SI 94 X SI 94 2-1 ③ G6-3		C SI 92 F SI 92 F SL 88 B CU 83 S CU 82 1-3 ① K		C FF 95 X FF 93 0-1 ① F7		B SL 86 B FF 90 C SL 86 X SL 87 2-1 6 G5-3 8 HR 1B		4	1	1	0	0	1	0
6 Lorenzo Cain, R (1, 9) OBP: 0.360, SLG: 0.430			B SL 87 F SL 88 B SI 95 F SI 95 X SI 95 2-2 ① G3-1	C SL 87 X CU 82 0-1 ② L8		S CU 80 S SL 84 F CU 80 X FF 95 0-2 ② G1-3		C SL 86 B FF 90 X SL 87 1-1 ① G5-3 1-2		4	0	0	0	0	0	1
8 Mike Moustakas, L (1, 5) OBP: 0.222, SLG: 0.323			B CU 81 B SI 93 B SI 93 B SI 93 4-0 1 E 2 1B 14 1B BB	C SL 89 S SI 92 X CU 81 0-2 ③ G3-1		X FF 94 0-0 ③ F9		C FF 87 B FF 88 B FF 88 B SL 81 X FF 88 3-1 2-H HR		3	2	1	2	1	0	0
2 Alcides Escobar, R (1, 6) OBP: 0.321, SLG: 0.388			B SI 93 B SL 88 C SI 93 X SI 93 2-1 14 1B 1 E 35 G3-1 1-2 1B		S SL 88 F SI 93 F SL 88 B CU 82 X SL 89 1-2 ① F8		B FF 94 X FF 93 1-0 ① L7	C SL 83 B FF 90 B SL 82 B FF 89 F FF 90 B SL 83 4-2 14 FC6-4 1 BB BB		3	1	1	0	1	0	0
Inning Stats	R: 0 E: 0 K: 0 S: 5 H: 1 LOB: 0 BB: 0 P: 7	R: 0 E: 0 K: 2 S: 8 H: 0 LOB: 0 BB: 0 P: 10	R: 4 E: 1 K: 0 S: 14 H: 3 LOB: 1 BB: 1 P: 25	R: 0 E: 0 K: 1 S: 9 H: 0 LOB: 0 BB: 0 P: 10	R: 2 E: 0 K: 2 S: 15 H: 2 LOB: 1 BB: 1 P: 26	R: 0 E: 0 K: 0 S: 7 H: 0 LOB: 0 BB: 0 P: 7	R: 0 E: 0 K: 0 S: 11 H: 2 LOB: 2 BB: 0 P: 18	R: 3 E: 0 K: 0 S: 19 H: 3 LOB: 2 BB: 2 P: 37		1B: 8 2B: 0 3B: 0 HR: 3 SF: 0 SAC: 0 DP: 1 HBP: 0					

PITCHER	IP	WLS	BF	H	R	ER	SO	BB	IBB	HBP	BLK	WP	HR	S	P	ERA	WHIP
28 Corey Kluber, R (1, 1) ERA: 3.35	5.0	L	23	6	6	3	5	2	0	0	0	0	1	51	78	5.40	1.600
59 Carlos Carrasco, R (6, 1) ERA: 4.87	1.2		6	1	0	0	0	0	0	0	0	0	0	11	14	0.00	0.600
50 Nick Hagadone, L (7, 1) ERA: 3.86	0.1		3	2	1	1	0	0	0	0	0	0	1	13	20	27.00	6.000
48 Scott Atchison, R (8, 1) ERA: 3.14	0.1		2	1	0	0	0	0	0	0	0	0	0	4	7	0.00	3.000
88 Josh Outman, L (8, 1) ERA: 3.0	0.2		5	1	2	2	0	2	0	0	0	0	1	9	21	27.00	4.500

PITCHER	IP	WLS	BF	H	R	ER	SO	BB	IBB	HBP	BLK	WP	HR	S	P	ERA	WHIP

BOTTOM

Cleveland Indians @ Kansas City Royals

Kauffman Stadium, Kansas City, MO

Tue Jun 10 2014, 7:12 PM - 10:11 PM CDT

Att. 25,540 - Cloudy - 67 F

livebaseballscorecards.com

AB	35
R	9
H	11
RBI	9
BB	4
SO	5
LOB	15

1B: 8 SF: 0
2B: 0 SAC: 0
3B: 0 DP: 1
HR: 3 HBP: 0

WP: 0 PA: 39
PB: 0
SB: 0
CS: 0

Cleveland Indians @ Kansas City Royals

Kauffman Stadium, Kansas City, MO

Wed Jun 11 2014, 1:11 PM - 4:03 PM CDT

Att. 19,938 - Partly Cloudy - 73 F

livebaseballscorecards.com

TOP

Batter	1	2	3	4	5	6	7	8	9	AB	R	H	RBI	BB	SO	LOB
24 Michael Bourn, L (1, 8) OBP: 0.329, SLG: 0.393	C FF 95 X FF 95 0-1 ① G4-3		C FF 95 B CH 87 F FF 94 X CU 83 1-2 ② L7			X FF 96 0-0 8 1B / 41 1B / 1B		C FF 93 C FF 95 B KC 86 B KC 84 B FC 91 X FF 95 3-2 23 1B / 8 BB / 1B		4	1	2	0	0	0	0
8 Lonnie Chisenhall, L (1, 5) OBP: 0.438, SLG: 0.619	B FF 96 F FF 94 X FF 95 1-1 ② G6-3		B CU 76 S CH 88 F FF 94 F FF 99 X CH 87 1-2 E6 / 1B			B FF 93 B SI 96 C FF 92 B FF 92 C SI 96 X FF 94 3-2 41 1B / 1-2 1B		T FC 92 C FF 96 F FF 96 B FF 96 B FF 95 D KC 86 D FC 92 4-2 23 1B / 1-2 BB		3	0	2	0	1	0	0
23 Michael Brantley, L (1, 7) OBP: 0.379, SLG: 0.500	X FF 96 0-0 22 1B / 1B		F FF 94 B SI 96 X CH 86 1-1 ③ G4-3			X CH 87 0-0 ① L4		B FF 95 B FF 96 X FF 96 2-0 1-2 2-3 / 1B		4	0	2	0	0	0	3
22 Jason Kipnis, L (1, 4) OBP: 0.347, SLG: 0.361	B FF 97 X FF 94 1-0 1-2 / 1B			F FF 97 X FF 95 0-1 ① G4-3		F FF 94 B CH 87 S CH 87 B FF 97 X FF 96 2-2 ② F8		C KC 84 F FF 97 C FC 93 0-3 ① K		4	0	1	0	0	1	5
41 Carlos Santana, S (1, 3) OBP: 0.339, SLG: 0.320	B FF 94 C SI 96 X FF 94 1-1 ③ G3			C FF 97 B CU 81 X FC 94 1-1 ② G3-1		X FF 97 0-0 1-3 2-H / 1B		S FF 97 B KC 86 S FC 93 S FF 97 1-3 ② K		4	0	1	1	0	1	5
7 David Murphy, L (1, 9) OBP: 0.342, SLG: 0.436		B FF 94 C FF 95 B CU 81 S FF 95 S FF 95 2-3 ① K		S FF 98 B CH 88 B CH 86 X FF 95 2-1 ③ G5-3		S CH 88 F CU 83 B FF 100 F CH 88 F FF 99 X CH 89 1-2 ③ P6		C FF 96 S KC 87 B FC 93 F FF 93 F FF 97 X KC 87 1-2 ③ G4-3		4	0	0	0	0	1	5
10 Yan Gomes, R (1, 2) OBP: 0.312, SLG: 0.417		B SI 97 F FF 97 F FF 95 B CH 91 X FF 96 2-2 ② P5			C SI 97 B CH 88 F FF 95 S SI 97 1-3 ① K		X FF 98 0-0 ① F8		C FF 93 S SL 85 S SL 86 0-3 ① K	4	0	0	0	0	2	0
25 Jason Giambi, L (1, 10) OBP: 0.212, SLG: 0.277		X FF 95 0-0 ③ G5-3			C CU 83 X FF 95 0-1 ② G5-3		B FF 98 C FF 96 F FF 96 B FF 98 X SI 96 2-2 ② G5-3		B FF 95 B FF 95 X FF 93 2-0 ② P3	4	0	0	0	0	0	0
4 Mike Aviles, R (1, 6) OBP: 0.283, SLG: 0.358			C FF 95 X CU 81 0-1 ① G6-3		C SI 97 S CH 86 F CU 84 B CH 87 S FF 96 1-3 ③ K		C SI 99 B SI 96 X CH 89 1-1 ③ G6-3		C FF 95 S SL 86 F FF 96 F SL 84 X FF 97 0-2 ③ P6	4	0	0	0	0	1	0
Inning Stats	R: 0 E: 0 K: 0 S: 8 H: 2 LOB: 2 BB: 0 P: 11	R: 0 E: 0 K: 1 S: 7 H: 0 LOB: 0 BB: 0 P: 11	R: 0 E: 1 K: 0 S: 11 H: 1 LOB: 1 BB: 0 P: 14	R: 0 E: 0 K: 0 S: 6 H: 0 LOB: 0 BB: 0 P: 9	R: 0 E: 0 K: 2 S: 9 H: 0 LOB: 0 BB: 0 P: 11	R: 1 E: 0 K: 0 S: 14 H: 3 LOB: 2 BB: 0 P: 20	R: 0 E: 0 K: 0 S: 6 H: 0 LOB: 0 BB: 0 P: 9	R: 0 E: 0 K: 2 S: 18 H: 2 LOB: 3 BB: 1 P: 29	R: 0 E: 0 K: 1 S: 9 H: 0 LOB: 0 BB: 0 P: 11	1B: 8 2B: 0 3B: 0 HR: 0		SF: 0 SAC: 0 DP: 0 HBP: 0				

	AB	35
	R	1
	H	8
	RBI	1
	BB	1
	SO	6
	LOB	18

WP: 0 PA: 36
PB: 0
SB: 0
CS: 0

PITCHER		IP	WLS	BF	H	R	ER	SO	BB	IBB	HBP	BLK	WP	HR	S	P	ERA	WHIP
30 Yordano Ventura, R ERA: 3.2	(1, 1)	7.0	W	27	6	1	1	3	0	0	0	0	0	0	61	85	1.29	0.857
17 Wade Davis, R ERA: 1.23	(8, 1)	1.0	H	6	2	0	0	2	1	0	0	0	0	0	18	29	0.00	3.000
56 Greg Holland, R ERA: 1.4	(9, 1)	1.0	S	3	0	0	0	1	0	0	0	0	0	0	9	11	0.00	0.000

PITCHER	IP	WLS	BF	H	R	ER	SO	BB	IBB	HBP	BLK	WP	HR	S	P	ERA	WHIP

Batter	1	2	3	4	5	6	7	8	9	AB	R	H	RBI	BB	SO	LOB
23 Norichika Aoki, L (1, 9) OBP: 0.317, SLG: 0.310	C FF 90 F FF 91 X KC 76 0-2 ① F7		F FC 86 X FF 93 0-1 14 E 2-3 1B	B CH 84 B FF 95 F FF 94 C CH 84 X FF 95 2-2 ③ G4-3			B SL 86 F FF 94 B FF 94 X FF 93 2-1 ① G6-3			4	0	1	0	0	0	2
14 Omar Infante, R (1, 4) OBP: 0.279, SLG: 0.331	B SL 83 C CH 85 F FF 93 F ST 80 B KC 75 X FF 95 2-2 ② F7		1 SAFE B CH 86 C CH 86 X ST 80 1-1 ② SF6 1-3 3-H		B FC 87 B FF 94 C FF 94 X FF 94 2-1 ① G6-3		C SL 89 B FF 96 B FF 96 F FF 95 X CU 78 2-2 35 1B 16 SF8 1B			3	1	1	1	0	0	0
35 Eric Hosmer, L (1, 3) OBP: 0.300, SLG: 0.368	C FF 92 F FC 85 B CH 87 B CH 87 B FF 95 F FF 95 F FF 94 X KC 76 3-2 ③ G3		B FF 95 B FC 87 B CH 85 C FF 94 B FC 87 4-1 16 FC6-4 BB		C CH 82 X FF 94 0-1 ② L4		F SL 88 F FF 96 B FF 95 D SL 88 B FF 94 F SL 89 X FF 95 3-2 4 S 1-3 1B			3	0	1	0	1	0	0
16 Billy Butler, R (1, 10) OBP: 0.302, SLG: 0.323		C FF 92 B CH 86 X FF 93 1-1 ① L9	X SL 80 0-0 ③ FC6-4 1-2f		B ST 79 S SI 93 X FF 93 1-1 2B		F FF 92 C CU 78 B FF 95 F FF 96 B CU 77 B CU 77 X FF 96 3-2 ② SF8 3-H			3	0	1	1	0	0	2
4 Alex Gordon, L (1, 7) OBP: 0.369, SLG: 0.447		C CH 83 S FF 92 X FF 94 0-2 ② P4		C FF 94 X CH 82 0-1 ① F8	B CH 82 C CH 82 C KC 74 D CH 86 B SL 79 F FF 94 F FF 94 X KC 75 3-2 ③ F8		C SL 88 F FF 95 B FF 96 F CU 78 S SL 88 1-3 ③ K 1-2			4	0	0	0	0	1	2
13 Salvador Perez, R (1, 2) OBP: 0.320, SLG: 0.423		C CH 83 S SL 80 C KC 78 0-3 ③ K		B SL 81 X CH 86 1-0 8 1B 2 SF7 2B	B ST 79 B FF 93 B FF 92 C FF 92 X FF 92 3-1 ① G5-3			C FF 89 S SL 77 B SL 81 F FF 89 F CH 76 F FF 89 X CU 75 1-2 ① G5-3		4	1	1	0	0	1	0
8 Mike Moustakas, L (1, 5) OBP: 0.229, SLG: 0.333			B CH 84 C CH 84 B FC 85 B FF 92 X FF 94 3-1 2 1B 1 SF8 2B	C FF 93 S ST 82 X KC 77 0-2 1 1B 2-3 1B	B SL 85 B SI 90 F SI 91 B SL 84 X SI 91 3-1 ② G4-3			C SL 80 T FF 90 F SL 81 C FF 91 0-3 ② K		4	1	2	0	0	1	0
2 Alcides Escobar, R (1, 6) OBP: 0.328, SLG: 0.396			X SL 84 0-0 23 1B 14 SF6 2-3 1B	C SL 80 F SL 79 X FF 95 0-2 ② SF7 3-H	B SI 92 X SL 85 1-0 1 FC6 1B			B FF 90 S CH 78 S SL 82 B SL 83 X FF 91 2-2 1 S 1B		3	1	3	1	0	0	0
1 Jarrod Dyson, L (1, 8) OBP: 0.349, SLG: 0.312			C FF 93 F CH 85 B CH 86 B KC 77 F FF 95 X FF 94 2-2 ① SF8 3-H	L FF 94 C FF 93 D CH 87 B KC 77 F FF 95 B ST 81 X FF 95 3-2 1-2 1B	C SI 92 X SL 84 0-1 ③ FC6 1-2f			F SL 82 1 SAFE F FF 88 B SL 78 D SL 82 F FF 89 B SL 83 X FF 90 3-2 ③ F7 1-2		3	0	1	1	0	0	2
Inning Stats	R: 0 E: 0 K: 0 S: 12 H: 0 LOB: 0 BB: 0 P: 17	R: 0 E: 0 K: 1 S: 8 H: 0 LOB: 0 BB: 0 P: 9	R: 2 E: 1 K: 0 S: 13 H: 3 LOB: 2 BB: 1 P: 23	R: 1 E: 0 K: 0 S: 16 H: 3 LOB: 2 BB: 0 P: 22	R: 0 E: 0 K: 0 S: 11 H: 1 LOB: 1 BB: 0 P: 17	R: 0 E: 0 K: 0 S: 7 H: 1 LOB: 1 BB: 0 P: 14	R: 1 E: 0 K: 1 S: 17 H: 2 LOB: 1 BB: 0 P: 28	R: 0 E: 0 K: 1 S: 17 H: 1 LOB: 1 BB: 0 P: 23		1B: 8 2B: 3 3B: 0 HR: 0 SF: 4 SAC: 0 DP: 0 HBP: 0						

BOTTOM

Cleveland Indians @ Kansas City Royals

Kauffman Stadium, Kansas City, MO

Wed Jun 11 2014, 1:11 PM - 4:03 PM CDT

Att. 19,938 - Partly Cloudy - 73 F

livebaseballscorecards.com

AB	31
R	4
H	11
RBI	4
BB	1
SO	3
LOB	8

PITCHER		IP	WLS	BF	H	R	ER	SO	BB	IBB	HBP	BLK	WP	HR	S	P	ERA	WHIP
47 Trevor Bauer, R ERA: 4.24	(1, 1)	5.1	L	24	7	3	3	1	1	0	0	0	0	0	62	93	5.06	1.500
35 Marc Rzepczynski, L ERA: 3.18	(6, 1)	0.2		3	1	0	0	0	0	0	0	0	0	0	5	9	0.00	1.500
44 John Axford, R ERA: 3.33	(7, 1)	1.0		5	2	1	1	1	0	0	0	0	0	0	17	28	9.00	2.000
88 Josh Outman, L ERA: 2.86	(8, 1)	1.0		4	1	0	0	1	0	0	0	0	0	0	17	23	0.00	1.000

PITCHER	IP	WLS	BF	H	R	ER	SO	BB	IBB	HBP	BLK	WP	HR	S	P	ERA	WHIP

Cleveland Indians @ Boston Red Sox

Fenway Park, Boston, MA

Thu Jun 12 2014, 7:12 PM - 10:19 PM EDT

Att. 37,750 - Cloudy - 66 F

livebaseballscorecards.com

TOP

Batter	1	2	3	4	5	6	7	8	9	AB	R	H	RBI	BB	SO	LOB
24 Michael Bourn, L (1, 8) OBP: 0.323, SLG: 0.385	C FF 93 S CH 85 S CU 77 0-3 K ①			B FC 87 B C FF 93 C FC 88 X CU 76 2-2 G6-3 ①		B FF 88 S FF 91 F FF 92 F FC 90 X CU 76 1-2 E1 23 2B 22 1B	D FC 88 B FC 85 S FF 91 X FF 92 2-1 F8-3 ②③ 1-1			4	1	0	0	0	1	1
13 Asdrúbal Cabrera, S (1, 6) OBP: 0.320, SLG: 0.393	F FF 93 X FF 94 0-1 P3 ②			F FF 94 F FC 89 B CU 77 B FC 86 B CU 75 X FF 93 3-2 F8 ②		F FC 89 X FF 92 0-1 F9 ①		B CU 73 B FF 91 C FF 91 F FC 88 F FC 87 X FF 91 2-2 G6-3 ①		4	0	0	0	0	0	1
23 Michael Brantley, L (1, 7) OBP: 0.381, SLG: 0.504	C FF 94 C CU 77 T FF 95 0-2 K ③			X FC 90 0-0 1B		F FF 93 X FF 92 0-1 1-3 22 1B 2B		F FF 91 C CH 84 X FC 85 0-2 F8 ②		4	1	2	0	0	1	0
22 Jason Kipnis, L (1, 4) OBP: 0.351, SLG: 0.365		S FF 93 S FF 93 B FF 94 S FF 94 1-3 K ①		C FF 93 C FC 87 B FF 93 B FC 86 X FF 93 2-2 F7 ③		X SI 90 0-0 9 1B 2-H 3-H 1B		B FC 87 C FC 86 X CU 74 1-1 1B		4	0	2	2	0	1	1
41 Carlos Santana, S (1, 3) OBP: 0.337, SLG: 0.315		B FF 95 X FF 94 1-0 P5 ②			B FF 88 B CU 73 B FF 91 B FC 87 4-0 10 1B BB	D FF 91 B FF 92 C FF 89 X FF 92 2-1 F8 ②		C CU 74 B FF 94 F FF 92 1 SAFE S FO 87 1-3 K ③		3	0	0	0	1	1	2
9 Ryan Raburn, R (1, 9) OBP: 0.267, SLG: 0.268		B FF 94 C CU 75 X FF 93 1-1 P5 ③			X FF 92 0-0 P3 ①	B FC 90 B FF 92 S FF 90 F FF 92 D CU 78 X FF 89 3-2 33 FC6-4 1-2 1B			B FF 88 B FF 88 C FF 87 S FS 79 F FF 88 X FS 79 2-2 G5-3 ①	4	0	1	0	0	0	1
33 Nick Swisher, S (1, 10) OBP: 0.306, SLG: 0.312			B FF 92 B FF 92 F SI 91 S FC 88 C FF 92 2-3 K ①		C CU 75 B FF 92 B FF 90 F FC 90 B FC 88 F FC 86 X SI 89 3-2 F9 ②	C FF 93 X CU 79 0-1 FC6-4 ③ 1-2f			F FF 88 F FF 88 S FS 80 0-3 K ②	4	0	0	0	0	2	3
10 Yan Gomes, R (1, 2) OBP: 0.315, SLG: 0.419			B FF 93 S FC 89 B CU 77 X FF 93 2-1 4 G4-3 1B		F FF 91 X FF 91 0-1 1-2 1B		B FF 91 S FC 88 X FF 92 1-1 G6-3 ①		B FF 88 F FS 79 F FF 87 F FF 88 X FS 80 1-2 G6-3 ③	4	0	2	0	0	0	0
4 Mike Aviles, R (1, 5) OBP: 0.284, SLG: 0.357			B FF 92 X SI 91 1-0 G4-3 ②③ 1-2f		B FF 90 B FF 92 S FF 90 F CU 76 B FF 93 F FF 91 X FC 88 3-2 F9 ③		C FF 91 X CH 85 0-1 24 F8-3 1B			3	0	1	0	0	0	3

	AB	34
	R	2
	H	8
	RBI	2
	BB	1
	SO	6
	LOB	12

Inning Stats	1	2	3	4	5	6	7	8	9	1B: 7	SF: 0	WP: 0	PA: 35
	R: 0 E: 0 K: 2 S: 8 H: 0 LOB: 0 BB: 0 P: 8	R: 0 E: 0 K: 1 S: 6 H: 0 LOB: 0 BB: 0 P: 9	R: 0 E: 0 K: 1 S: 6 H: 1 LOB: 0 BB: 0 P: 11	R: 0 E: 0 K: 0 S: 10 H: 1 LOB: 1 BB: 0 P: 17	R: 0 E: 0 K: 0 S: 11 H: 1 LOB: 2 BB: 1 P: 21	R: 2 E: 1 K: 0 S: 16 H: 3 LOB: 2 BB: 0 P: 22	R: 0 E: 0 K: 0 S: 6 H: 1 LOB: 0 BB: 0 P: 9	R: 0 E: 0 K: 1 S: 12 H: 1 LOB: 1 BB: 0 P: 16	R: 0 E: 0 K: 1 S: 11 H: 0 LOB: 0 BB: 0 P: 14	2B: 2 3B: 0 HR: 0	SAC: 0 DP: 2 HBP: 0	PB: 0 SB: 0 CS: 0	

PITCHER		IP	WLS	BF	H	R	ER	SO	BB	IBB	HBP	BLK	WP	HR	S	P	ERA	WHIP
31 Jon Lester, L ERA: 3.33	(1, 1)	7.2	W	31	8	2	1	4	1	0	0	0	0	0	72	109	1.17	1.174
36 Junichi Tazawa, R ERA: 2.25	(8, 1)	0.1	H	1	0	0	0	1	0	0	0	0	0	0	3	4	0.00	0.000
19 Koji Uehara, R ERA: 0.63	(9, 1)	1.0	S	3	0	0	0	1	0	0	0	0	0	0	11	14	0.00	0.000

PITCHER		IP	WLS	BF	H	R	ER	SO	BB	IBB	HBP	BLK	WP	HR	S	P	ERA	WHIP

Cleveland Indians @ Boston Red Sox

Fenway Park, Boston, MA

Thu Jun 12 2014, 7:12 PM - 10:19 PM EDT

Att. 37,750 - Cloudy - 66 F

livebaseballscorecards.com

BOTTOM

Batter	1	2	3	4	5	6	7	8	9	AB	R	H	RBI	BB	SO	LOB
26 Brock Holt, L (1, 5) OBP: 0.373, SLG: 0.466	C FF 87 C FC 85 X FF 90 0-2 ① P5		B CH 82 B FC 84 C FF 88 C FF 88 F FC 84 X FF 89 2-2 15 L3 1B		1 SAFE F CH 79 F FC 82 1 SAFE D CU 75 X FF 88 1-2 ① G3-1 1-3	B FF 95 C FF 95 F FF 94 D SL 81 B FF 95 F FF 94 F FF 95 X FF 94 3-2 1-H 3-H 2B				4	0	2	2	0	0	1
15 Dustin Pedroia, R (1, 4) OBP: 0.339, SLG: 0.374	C FF 90 F FF 90 B FC 86 F FF 91 F CU 77 X CH 83 1-2 ② G4-3		1 SAFE B FF 89 D FC 84 F FF 89 1 SAFE X FF 89 2-1 ①② L3 1-1		D CU 75 C FC 83 D CU 75 X FF 88 2-1 ② G5-3	B SL 88 B FF 93 F FF 93 X SL 88 2-1 ③ G4-3				4	0	0	0	0	0	3
34 David Ortiz, L (1, 10) OBP: 0.354, SLG: 0.483	X FF 90 0-0 ③ G6-3		C FF 89 B FF 89 B FF 90 F FF 90 F CU 77 F FC 85 X FF 90 2-2 ③ L8		F FF 89 X FF 89 0-1 3-H HR		C CH 87 F CU 81 B SL 85 X CH 88 1-2 ① G1-3			4	1	1	2	0	0	0
12 Mike Napoli, R (1, 3) OBP: 0.391, SLG: 0.424		B FF 90 C FF 89 C FF 89 F CU 77 F FF 90 F FC 84 B CH 84 X FC 86 2-2 E6 29 1B 38 2B		C FF 89 B FF 89 F FC 85 X FF 89 1-2 ① G1-3	F FC 85 F FF 89 B CU 76 X CU 76 1-2 29 1B 1B		B FF 96 S SL 83 C FF 95 F FF 96 X CU 85 1-2 29 G4-6-3 1B			4	1	2	0	0	0	0
29 Daniel Nava, S (1, 7) OBP: 0.279, SLG: 0.283		B FF 89 C FC 84 X FF 90 1-1 38 2B 10 G3-2-3 1-3 1B		C FF 88 B FC 86 B FF 89 X FF 89 2-1 10 WP 3 BB 1B	C FF 88 B CH 83 1 SAFE X FC 84 1-1 ③ 1-3 1B		C FF 94 B SL 87 B FF 94 X CH 87 2-1 ②③ G4-6-3 1-2f			4	0	3	0	0	0	1
38 Grady Sizemore, L (1, 9) OBP: 0.290, SLG: 0.331		B FF 89 1 SAFE F FF 89 X FC 86 1-1 10 G3-2-3 1-3 3-H 2B		C FF 87 B CH 81 1 SAFE C FF 88 1 SAFE S CU 75 1-3 ② K	C FF 86 B CU 74 S CH 81 S FF 88 1-3 ① K		B FF 95 C CH 86 T CU 81 X SL 85 1-2 ① G4-3			4	0	1	1	0	2	1
3 David Ross, R (1, 2) OBP: 0.241, SLG: 0.316		B CU 76 S FC 85 B FF 89 B FC 84 B FC 86 4-1 10 G3-2-3 BB		B FF 89 B FF 88 C FF 89 C FF 90 F FC 84 D CU 76 F FF 89 B FC 83 4-2 10 WP 1-2 BB		L FF 88 C CU 77 B FF 88 X FC 85 1-2 ② L4		B FF 94 S FF 93 B FF 95 S FF 94 S FF 96 2-3 ② K		2	0	0	0	2	1	0
10 Jonathan Herrera, S (1, 6) OBP: 0.321, SLG: 0.290		C FF 89 B FF 90 C FF 89 F CU 76 X FF 89 1-2 ①② G3-2-3 1-2 2-3 3-Hf		B FF 88 B FF 87 X FF 88 2-0 ③ F8 1-2 2-3		C FF 87 S CU 75 X FF 88 0-2 26 2B 3B		C FF 95 X CH 88 0-1 1B		4	1	2	0	0	0	5
25 Jackie Bradley Jr., L (1, 8) OBP: 0.290, SLG: 0.292		B FC 85 S FF 89 F FF 90 S CU 76 1-3 ③ K			X FC 85 0-0 26 G3-1 26 E 34 HR 1B	B SL 78 B FF 93 B FF 94 B FF 96 4-0 26 S 26 2B BB		1 SAFE B SL 86 B FF 94 1 SAFE C FF 94 F CH 88 1 SAFE T CU 81 2-2 ③ K		3	2	1	0	1	2	3
Inning Stats	R: 0 E: 0 K: 0 S: 9 H: 0 LOB: 0 BB: 0 P: 10	R: 1 E: 1 K: 1 S: 18 H: 2 LOB: 2 BB: 1 P: 28	R: 0 E: 0 K: 0 S: 11 H: 1 LOB: 0 BB: 0 P: 17	R: 0 E: 0 K: 1 S: 13 H: 1 LOB: 2 BB: 1 P: 23	R: 2 E: 1 K: 0 S: 13 H: 4 LOB: 2 BB: 0 P: 18	R: 2 E: 0 K: 1 S: 16 H: 2 LOB: 1 BB: 1 P: 27	R: 0 E: 0 K: 0 S: 9 H: 1 LOB: 0 BB: 0 P: 13	R: 0 E: 0 K: 2 S: 11 H: 1 LOB: 1 BB: 0 P: 16		1B: 8 2B: 3 3B: 1 HR: 1 SF: 0 SAC: 0 DP: 3 HBP: 0			WP: 1 PB: 0 SB: 1 CS: 0 PA: 36			

	AB	33
	R	5
	H	12
	RBI	5
	BB	3
	SO	5
	LOB	14

PITCHER		IP	WLS	BF	H	R	ER	SO	BB	IBB	HBP	BLK	WP	HR	S	P	ERA	WHIP
43 Josh Tomlin, R ERA: 3.33	(1, 1)	5.2	L	26	9	4	3	3	2	0	0	0	1	1	73	107	4.76	1.941
50 Nick Hagadone, L ERA: 7.71	(6, 1)	0.0		2	1	1	1	0	1	0	0	0	0	0	5	12	∞	∞
48 Scott Atchison, R ERA: 3.1	(6, 1)	0.1		1	0	0	0	0	0	0	0	0	0	0	2	4	0.00	0.000
59 Carlos Carrasco, R ERA: 4.64	(7, 1)	2.0		7	2	0	0	2	0	0	0	0	0	0	20	29	0.00	1.000

PITCHER		IP	WLS	BF	H	R	ER	SO	BB	IBB	HBP	BLK	WP	HR	S	P	ERA	WHIP

Batter	1	2	3	4	5	6	7	8	9	AB	R	H	RBI	BB	SO	LOB
24 Michael Bourn, L (1, 8) OBP: 0.317, SLG: 0.378	C FF 92 B FF 93 F FF 94 S FC 84 1-3 ① K	F SI 91 D CU 79 F CU 80 F FF 92 S FF 93 1-3 ③ K			X FF 90 0-0 ① B5-3		C CU 78 B CU 79 C CU 78 X FC 85 1-2 ② G4-3			4	0	0	0	0	2	1
13 Asdrúbal Cabrera, S (1, 6) OBP: 0.322, SLG: 0.403	X SI 93 0-0 ② L4		C FF 91 B FF 92 X FF 91 1-1 23 2B 2B		B SI 91 X FC 84 1-0 ② F9		C FF 91 X CU 80 0-1 2B			4	1	2	0	0	0	0
23 Michael Brantley, L (1, 7) OBP: 0.382, SLG: 0.508	B FF 93 X FF 93 1-0 1B		C CU 78 F FF 91 X CU 81 0-2 2-H 2B		B FF 91 B FF 92 C FF 91 F FF 91 X FF 93 2-2 E5		B SL 83 C SL 84 F SL 84 B SL 85 X SL 85 2-2 ③ G3			4	0	2	1	0	0	1
22 Jason Kipnis, L (1, 4) OBP: 0.343, SLG: 0.355	X FF 92 0-0 ③ G4-3		B SI 91 C FC 85 F FF 91 B FF 93 C FF 93 2-3 ① K		C SI 91 X FF 91 0-1 ③ P5			B FF 91 B FF 92 S FF 92 X FF 93 2-1 ① F7		4	0	0	0	0	1	3
8 Lonnie Chisenhall, L (1, 5) OBP: 0.429, SLG: 0.605		B FF 92 F SI 91 X FF 93 1-1 ① G4-3	F FF 93 B FF 93 S FF 92 F FF 92 S FC 84 1-3 ② K2-3			C FF 91 B FF 92 B FF 92 B FF 90 X FF 91 3-1 ① G4-3		C FF 94 X FF 94 0-1 ② F8		4	0	0	0	0	1	1
7 David Murphy, L (1, 9) OBP: 0.340, SLG: 0.433		B FF 91 B FF 92 C FF 92 F FF 92 F FF 93 B FF 94 F FF 92 F FF 93 F FC 86 3-2 X FF 82 41 HR 1B	F FF 92 B FF 93 B SI 91 C FF 92 X FF 92 2-2 ③ G4-3			C FF 92 X FF 92 0-1 ② L7		X FF 93 0-0 ③ F8		4	1	1	0	0	0	1
10 Yan Gomes, R (1, 2) OBP: 0.315, SLG: 0.415 53 George Kottaras, L (8, 2) OBP: 0.538, SLG: 1.444		C FF 91 F FF 92 B SI 93 C FF 93 1-3 ② K		S FF 91 B FF 92 B FF 91 F FF 90 X FC 86 2-2 ① G5-3		B FF 91 B SI 91 B FF 91 C FF 92 B FF 93 4-1 BB			B SI 90 C SI 90 C FS 84 B SI 88 S FS 84 2-3 ① K	2 1	0 0	0 0	0 0	1 0	1 1	1 0
41 Carlos Santana, S (1, 3) OBP: 0.336, SLG: 0.328		B CU 78 B FF 92 X FC 82 2-0 1-H HR	B FF 92 B FF 92 B SI 91 C FF 91 C FF 90 X FF 91 3-2 ② L9			C SI 91 B FF 92 B CU 80 F CU 80 X FF 93 2-2 ③ F9			B SI 90 F SI 91 B FS 86 C SI 90 F SI 86 F FS 85 F FS 83 S FS 85 2-3 ② K	4	1	1	2	0	1	1
9 Ryan Raburn, R (1, 10) OBP: 0.266, SLG: 0.268		B FF 93 C SI 93 F SI 93 X FC 85 1-2 1B	B FC 85 F FF 92 B FF 94 X FF 93 2-1 ③ F8				C FF 89 B FF 92 S FF 91 X FF 92 1-2 ① F9		B SI 90 C SI 90 F SL 81 S SL 80 1-3 ③ K	4	0	1	0	0	1	0
Inning Stats	R: 0 E: 0 K: 1 S: 6 H: 1 LOB: 1 BB: 0 P: 8	R: 2 E: 0 K: 2 S: 20 H: 3 LOB: 1 BB: 0 P: 29	R: 1 E: 0 K: 2 S: 15 H: 2 LOB: 1 BB: 0 P: 21	R: 0 E: 0 K: 0 S: 8 H: 0 LOB: 0 BB: 0 P: 15	R: 0 E: 1 K: 0 S: 7 H: 0 LOB: 1 BB: 0 P: 10	R: 0 E: 0 K: 0 S: 8 H: 0 LOB: 1 BB: 1 P: 17	R: 0 E: 0 K: 0 S: 11 H: 1 LOB: 1 BB: 0 P: 15	R: 0 E: 0 K: 0 S: 5 H: 0 LOB: 0 BB: 0 P: 7	R: 0 E: 0 K: 3 S: 12 H: 0 LOB: 0 BB: 0 P: 17	1B: 3 2B: 3 3B: 0 HR: 1 SF: 0 SAC: 0 DP: 0 HBP: 0						

PITCHER	IP	WLS	BF	H	R	ER	SO	BB	IBB	HBP	BLK	WP	HR	S	P	ERA	WHIP
41 John Lackey, R (1, 1) ERA: 3.24	6.2	W	29	7	3	3	5	1	0	0	0	0	1	72	110	4.05	1.200
30 Andrew Miller, L (7, 1) ERA: 2.63	1.1	H	4	0	0	0	0	0	0	0	0	0	0	8	12	0.00	0.000
35 Burke Badenhop, R (9, 1) ERA: 1.72	1.0		3	0	0	0	3	0	0	0	0	0	0	12	17	0.00	0.000

PITCHER	IP	WLS	BF	H	R	ER	SO	BB	IBB	HBP	BLK	WP	HR	S	P	ERA	WHIP

Cleveland Indians @ Boston Red Sox

Fenway Park, Boston, MA

Fri Jun 13 2014, 7:13 PM - 10:25 PM EDT

Att. 35,772 - Cloudy - 63 F

TOP

livebaseballscorecards.com

AB	35
R	3
H	7
RBI	3
BB	1
SO	8
LOB	9

Batter	1	2	3	4	5	6	7	8	9	AB	R	H	RBI	BB	SO	LOB
26 Brock Holt, L (1, 7) OBP: 0.367, SLG: 0.456	B FF 88 B FF 89 C FF 87 B FF 88 C FF 86 X FF 88 3-2 ① G3	B SI 88 B SI 89 X FF 90 2-0 ③ G4-3		B FF 89 C FF 88 B FF 89 X FF 88 2-1 ② L7			1 SAFE C SL 84 F SI 90 X SL 84 0-2 15 2B 1-3 1B	B FF 94 B FF 91 X FF 91 2-0 ② P5		5	1	1	0	0	0	2
2 Xander Bogaerts, R (1, 5) OBP: 0.367, SLG: 0.432	B FF 89 F SI 85 B SI 87 C FF 90 F SI 88 B SI 88 X FF 89 3-2 ② G4-3		B SL 75 C FF 89 B SI 85 B FF 89 B FF 87 4-1 15 BB 12 2B BB	C SL 86 B FF 91 F SL 88 X FF 91 1-2 ③ P4			C FC 92 C FC 92 X SL 80 0-2 ① F7	C FF 95 B KC 85 B FF 95 F FF 95 B KC 85 F FF 95 F FF 95 F FF 95 X FF 94 3-2 HR		4	2	1	1	1	0	3
15 Dustin Pedroia, R (1, 4) OBP: 0.343, SLG: 0.377	B FF 91 F FF 90 X FF 90 1-1 ③ G1-3		B FF 89 B FF 87 B FF 86 B FF 85 4-0 12 2B 1-2 BB		C FF 91 B CU 79 X CU 80 1-1 ① G5-3		B FC 94 B SL 82 X FC 93 2-0 12 1B 1-H 3-H 2B	B FF 94 B FF 94 C FF 94 B FF 94 C FF 95 B FF 94 4-2 34 WP BB		3	2	1	2	2	0	0
34 David Ortiz, L (1, 10) OBP: 0.358, SLG: 0.479		B SI 86 B FF 90 C FF 90 C SI 87 B SI 91 F SL 77 B SI 89 4-2 12 BB 29 1B BB	C SL 78 B SL 80 B FF 89 X FF 89 2-1 ① F7		B SL 91 C SL 88 B CU 80 F SL 86 B CU 80 B SL 88 4-2 12 G1-4-3 BB		I IN 70 I IN 70 I IN 69 I IN 70 4-0 12 1B 29 2B IBB	B FF 95 C FF 94 B KC 84 F FF 95 F FF 95 S KC 84 2-3 ③ K 1-2		2	1	0	0	3	1	3
12 Mike Napoli, R (1, 3) OBP: 0.398, SLG: 0.434		B FF 90 C SI 88 C SI 87 F SL 81 B SI 90 B SI 85 D SI 86 4-2 29 1B 40 2B 1-2 BB	C FF 88 X CH 82 0-1 1-H 2-H 2B		C SL 87 F SL 92 B FF 93 X SL 88 1-2 ② ③ G1-4-3 1-2f		C FC 93 X FC 92 0-1 29 2B 1-2 2-H 1B			3	1	2	3	1	0	1
29 Daniel Nava, S (1, 9) OBP: 0.287, SLG: 0.301		B FF 88 B SI 85 C FF 87 C FF 90 D SI 88 F FF 88 X FF 90 3-2 ① 40 2B 1-2 2-H 1B	X FF 88 0-0 ② G6-3			B SI 90 B SI 90 B SI 91 C SI 91 X SI 91 3-1 ① L9	B FF 89 F FF 90 F CH 78 X SL 78 1-2 1-3 2-H 2B			4	1	2	1	0	0	1
40 A.J. Pierzynski, L (1, 2) OBP: 0.307, SLG: 0.402		C SI 88 B FF 90 X SI 88 1-1 10 G6-3 25 3B 1-H 2-H 2B	F FF 87 X SL 78 0-1 ③ G6-3			B SI 91 B SL 82 S SI 91 S SI 92 X SI 92 2-2 ② F8	C SL 82 S SL 77 B FF 92 D SL 84 B SL 79 F SL 82 X FF 90 3-2 ② G1-3			4	1	1	2	0	0	3
10 Jonathan Herrera, S (1, 6) OBP: 0.317, SLG: 0.288		B FF 90 C SI 89 X FF 89 1-1 ② G6-3 2-3		C FF 89 C FF 92 X SL 80 0-2 25 FC3-6 1B		B SI 91 F SI 91 F SI 91 S SL 83 1-3 ③ K	B SI 90 S CH 81 C FF 92 F SL 84 S FF 92 1-3 ③ K			4	0	1	0	0	2	3
25 Jackie Bradley Jr., L (1, 8) OBP: 0.294, SLG: 0.306		B FF 91 F SI 88 S FF 90 X FF 90 1-2 3-H 3B	C FF 88 X SL 79 0-1 ① FC3-6 1-2f				B SL 82 B SI 89 S SI 91 X SI 91 2-1 26 1B 15 2B 1B	F FF 93 B SL 83 S SL 80 X FF 93 1-2 ① G4-3		4	1	2	1	0	0	1
Inning Stats	R: 0 E: 0 K: 0 S: 9 H: 0 LOB: 0 BB: 0 P: 16	R: 3 E: 0 K: 0 S: 18 H: 3 LOB: 1 BB: 2 P: 34	R: 2 E: 0 K: 0 S: 8 H: 1 LOB: 1 BB: 2 P: 18	R: 0 E: 0 K: 0 S: 10 H: 1 LOB: 1 BB: 0 P: 13	R: 0 E: 0 K: 0 S: 7 H: 0 LOB: 0 BB: 1 P: 13	R: 0 E: 0 K: 1 S: 8 H: 0 LOB: 0 BB: 0 P: 14	R: 4 E: 0 K: 1 S: 22 H: 5 LOB: 2 BB: 1 P: 35	R: 1 E: 0 K: 1 S: 16 H: 1 LOB: 1 BB: 1 P: 28		1B: 5 2B: 4 3B: 1 HR: 1 SF: 0 SAC: 0 DP: 1 HBP: 0						

BOTTOM

Cleveland Indians @ Boston Red Sox

Fenway Park, Boston, MA

Fri Jun 13 2014, 7:13 PM - 10:25 PM EDT

Att. 35,772 - Cloudy - 63 F

livebaseballscorecards.com

AB	33
R	10
H	11
RBI	10
BB	7
SO	3
LOB	17

WP: 1 PB: 0 SB: 0 CS: 0 PA: 40

PITCHER		IP	WLS	BF	H	R	ER	SO	BB	IBB	HBP	BLK	WP	HR	S	P	ERA	WHIP
63 Justin Masterson, R ERA: 5.05	(1, 1)	2.0	L	12	3	5	5	0	4	0	0	0	0	0	28	59	22.50	3.500
57 Kyle Crockett, L ERA: 1.5	(3, 1)	1.2		7	2	0	0	0	0	0	0	0	0	0	14	18	0.00	1.200
48 Scott Atchison, R ERA: 2.97	(4, 1)	1.1		4	0	0	0	0	1	0	0	0	0	0	10	17	0.00	0.750
35 Marc Rzepczynski, L ERA: 3.8	(6, 1)	1.0		5	2	2	2	1	0	0	0	0	0	0	13	21	18.00	2.000
27 Bryan Shaw, R ERA: 2.56	(7, 1)	0.1		4	2	1	1	0	0	1	0	0	0	0	6	12	27.00	6.000

PITCHER		IP	WLS	BF	H	R	ER	SO	BB	IBB	HBP	BLK	WP	HR	S	P	ERA	WHIP
88 Josh Outman, L ERA: 2.7	(7, 1)	1.1		5	1	1	1	1	0	0	0	0	0	0	15	23	6.75	0.750
37 Cody Allen, R ERA: 3.0	(8, 1)	0.1		3	1	1	1	1	1	0	0	0	1	1	12	21	27.00	6.000

Batter	1	2	3	4	5	6	7	8	9	AB	R	H	RBI	BB	SO	LOB
24 Michael Bourn, L (1, 8) OBP: 0.314, SLG: 0.374	F FF 88 S FF 90 B CH 81 C FF 91 1-3 ① K		B CH 83 X SI 91 1-0 13 2B 1B		S CH 80 S CH 80 B CH 81 B CH 81 B CH 81 S CH 81 3-3 ① K	B FC 88 B CH 82 D SL 81 X FF 89 3-0 ③ G4-3		C CU 73 C FO 86 X FO 88 0-2 ① G3		5	1	1	0	0	2	1
13 Asdrúbal Cabrera, S (1, 6) OBP: 0.324, SLG: 0.407	B FF 91 F CH 82 F CU 80 B FF 92 X FF 91 2-2 ② F8		1 SAFE X FF 89 0-0 ② 1-H 2B		B CH 82 X CH 82 1-0 ② L9		S SL 86 X SI 89 0-1 23 1B 22 E 1B	S FO 87 C FO 88 S FO 87 0-3 ② K		5	1	2	1	0	1	0
23 Michael Brantley, L (1, 7) OBP: 0.386, SLG: 0.508	C FF 91 B FF 91 X CH 83 1-1 ③ L8		X FF 90 0-0 ③ L3		C FF 91 B FC 88 S CH 82 B FF 91 H FC 88 3-2 8 S 22 1B HBP		X FF 88 0-0 7 BB 22 E 41 BB 1-3 1B	X FF 95 0-0 1B		4	1	2	0	0	0	0
22 Jason Kipnis, L (1, 4) OBP: 0.350, SLG: 0.363		C FF 88 B FC 86 B FF 88 B CH 80 C FF 88 X FF 88 3-2 33 2B 1B		C FF 89 F FC 87 B FF 91 B FS 85 X SI 88 2-2 33 SH1-3 8 BB 1B	X FF 88 0-0 8 S 1-2 1B		B FF 89 S SL 84 B SI 88 F SI 88 B CH 74 X SL 85 3-2 FC4 41 BB 7 BB 1-2 3-H	1 SAFE C SL 83 S FF 94 F FF 95 T FF 96 0-2 ③ K		5	0	3	0	0	1	2
8 Lonnie Chisenhall, L (1, 5) OBP: 0.428, SLG: 0.594		F FF 91 B FF 91 B SI 92 B FF 89 C FF 91 F FF 91 S FC 88 3-3 ① K		B FF 91 B FF 91 B FF 90 C FF 90 C FC 87 F FC 88 B FF 92 4-2 33 SH1-3 1-2 BB	F FF 91 B FF 89 B CH 83 D CH 83 C FC 88 F CH 82 F FF 92 F FC 88 F FF 92 4-2 B CU 81 1-2 2-3 BB		B SL 84 L FF 88 B FF 88 F SI 88 X SL 85 2-2 ① F7		C FS 80 B FS 81 S FS 80 X FS 80 1-2 ① F9	3	0	0	0	2	1	3
33 Nick Swisher, S (1, 10) OBP: 0.305, SLG: 0.316		1 SAFE B SI 90 S CH 83 X FF 90 1-1 1-3 2B		X FF 91 0-0 ① SH1-3 1-2 2-3	F FF 91 C FC 88 B FF 91 X CH 83 1-2 ③ G4-3		B SI 90 X SI 90 1-0 ② L8		B FF 89 C FF 89 S FS 80 B FF 89 S FS 81 2-3 ② K	4	0	1	0	0	1	5
7 David Murphy, L (1, 9) OBP: 0.337, SLG: 0.425		B SI 91 C FF 91 F FC 89 X FF 92 1-2 ② F7		S CH 83 F FC 89 T CH 83 0-2 ② K		X FF 88 0-0 ① F8	B SI 89 B SI 89 B SI 89 B FF 90 4-0 41 BB 1-2 2-3 BB		F FF 89 B FF 88 S FS 80 S FS 81 1-3 ③ K	4	0	0	0	1	2	4
41 Carlos Santana, S (1, 3) OBP: 0.342, SLG: 0.335		X FF 92 0-0 ③ L3		C FF 91 B CH 83 H FF 91 2-1 HBP		B FF 89 X FF 89 1-0 2B	B FF 93 F FF 93 B FF 95 B FF 94 B FF 95 4-1 1-2 2-3 3-H BB			2	0	1	1	1	0	2
10 Yan Gomes, R (1, 2) OBP: 0.310, SLG: 0.407			C SI 89 F FF 90 F FC 88 B SI 91 B FF 92 X CH 83 2-2 ① F8	B SI 91 S FC 88 B FF 91 X FF 91 2-1 ③ F9		F FF 90 F FC 87 B FC 86 S CH 81 1-3 ② K	F FF 95 C FF 95 S FF 96 0-3 ③ K			4	0	0	0	0	2	7
Inning Stats	R: 0 E: 0 K: 1 S: 8 H: 0 LOB: 0 BB: 0 P: 12	R: 0 E: 0 K: 1 S: 13 H: 2 LOB: 2 BB: 0 P: 21	R: 1 E: 0 K: 0 S: 7 H: 2 LOB: 0 BB: 0 P: 10	R: 0 E: 0 K: 1 S: 13 H: 1 LOB: 3 BB: 1 P: 23	R: 0 E: 0 K: 1 S: 16 H: 1 LOB: 3 BB: 1 P: 28	R: 0 E: 0 K: 1 S: 6 H: 1 LOB: 1 BB: 0 P: 11	R: 2 E: 1 K: 1 S: 14 H: 2 LOB: 3 BB: 2 P: 28	R: 0 E: 0 K: 2 S: 11 H: 1 LOB: 1 BB: 0 P: 11	R: 0 E: 0 K: 2 S: 9 H: 0 LOB: 0 BB: 0 P: 13	1B: 7 2B: 3 3B: 0 HR: 0 SF: 0 SAC: 1 DP: 0 HBP: 2						

PITCHER		IP	WLS	BF	H	R	ER	SO	BB	IBB	HBP	BLK	WP	HR	S	P	ERA	WHIP
44 Jake Peavy, R ERA: 4.53	(1, 1)	6.0		28	7	1	1	5	2	0	2	0	0	0	63	105	1.50	1.500
32 Craig Breslow, L ERA: 4.57	(7, 1)	0.2	L	6	2	2	0	0	1	0	0	0	0	0	10	20	0.00	4.500
36 Junichi Tazawa, R ERA: 2.17	(7, 1)	1.0		5	1	0	0	2	1	0	0	0	0	0	11	15	0.00	2.000
30 Andrew Miller, L ERA: 2.6	(8, 1)	0.1		1	0	0	0	1	0	0	0	0	0	0	4	4	0.00	0.000
19 Koji Uehara, R ERA: 0.61	(9, 1)	1.0		3	0	0	0	2	0	0	0	0	0	0	9	13	0.00	0.000

PITCHER	IP	WLS	BF	H	R	ER	SO	BB	IBB	HBP	BLK	WP	HR	S	P	ERA	WHIP

TOP

Cleveland Indians @ Boston Red Sox

Fenway Park, Boston, MA

Sat Jun 14 2014, 4:07 PM - 7:30 PM EDT

Att. 37,181 - Cloudy - 75 F

livebaseballscorecards.com

AB	36
R	3
H	10
RBI	2
BB	4
SO	10
LOB	24

PA: 43

WP: 0
PB: 0
SB: 2
CS: 0

BOTTOM

Cleveland Indians @ Boston Red Sox

Fenway Park, Boston, MA

Sat Jun 14 2014, 4:07 PM - 7:30 PM EDT

Att. 37,181 - Cloudy - 75 F

livebaseballscorecards.com

Batter	1	2	3	4	5	6	7	8	9	AB	R	H	RBI	BB	SO	LOB
26 Brock Holt, L (1, 9) OBP: 0.377, SLG: 0.468	C SI 90 B SI 91 C SI 91 F SL 84 X SI 92 1-2 ① G5-3		B SL 84 D SI 89 B SI 92 B SI 91 4-0 2 G6-4-3 1-2 BB		C SI 90 X SL 83 0-1 2 S 1B		B FF 90 B FF 90 C FF 89 S FF 90 F FF 90 X FF 89 2-2 2B			3	0	2	0	1	0	0
2 Xander Bogaerts, R (1, 5) OBP: 0.366, SLG: 0.429	B SI 92 B SI 91 S SI 91 F CH 81 X SL 84 2-2 34 2B 1B		C CH 83 X SI 93 0-1 ①② G6-4-3 1-2f 2-3		C CH 79 F SL 82 1 SAFE 1 SAFE F SL 83 F SI 88 D CH 79 B SI 91 D CH 81 3-3 ③ S SL 85 K 1-2		C SL 79 B FC 92 S SL 80 F FC 93 X FC 92 1-2 ③ G5-3			4	1	1	0	0	1	4
15 Dustin Pedroia, R (1, 4) OBP: 0.345, SLG: 0.381	C SI 91 X SI 91 0-1 ② F8		C SI 92 F SL 84 B SI 89 B SI 92 F SL 84 B SI 92 X SI 93 3-2 ③ L6			C CH 79 B SI 88 B SL 83 F CH 81 X SI 89 2-2 34 G6-3 5 FC6-4 2B		B FC 92 B FC 92 B FC 92 B FC 92 4-0 34 G4-5-3 BB		3	1	1	0	1	0	2
34 David Ortiz, L (1, 10) OBP: 0.357, SLG: 0.479	F SI 91 B SL 85 F CH 82 1 SAFE F SL 85 B SI 94 X CH 83 2-2 1-H 2B			B SI 90 X SI 91 1-0 ① G3		C SL 83 B SI 91 X SI 91 1-1 ① G6-3 2-3		B FC 94 B SL 79 C FC 93 B FC 94 X FC 92 3-1 ①② G4-5-3 1-2f		4	0	1	1	0	0	2
12 Mike Napoli, R (1, 3) OBP: 0.400, SLG: 0.433	B SI 92 B SI 90 C SI 92 B CH 82 F CH 83 F SI 94 X SL 85 3-2 ③ G5-3			B SI 90 S SL 83 S CH 82 B SI 91 C SI 89 2-3 ② K		D SL 90 D FF 91 B FF 94 F FF 94 S FF 94 B FF 96 4-2 5 FC6-4 BB		B SL 80 B SL 81 X FC 93 2-0 1B		3	0	1	0	1	1	1
5 Jonny Gomes, R (1, 7) OBP: 0.337, SLG: 0.386		C SI 90 X SI 91 0-1 40 G4-6-3 1B		S CH 80 C CH 81 F SI 91 B SL 83 B SL 85 B SL 84 F CH 80 X CH 80 3-2 1B		B SL 90 F FF 94 X FF 95 1-1 ② FC6-4 1-2f 3-H		C FC 92 B SL 82 X FC 93 1-1 ③ P4		4	0	2	1	0	0	2
40 A.J. Pierzynski, L (1, 2) OBP: 0.301, SLG: 0.394		B SL 86 B SI 91 X SI 91 2-0 ①② G4-6-3 1-2f		C SI 91 B SI 92 D SL 86 X SI 91 2-1 ③ G4-3		B FF 94 S FF 94 S FF 94 S FF 95 1-3 ③ K			S FF 97 F FF 97 S FF 96 0-3 ① K	4	0	0	0	0	2	3
10 Jonathan Herrera, S (1, 6) OBP: 0.306, SLG: 0.276 29 Daniel Nava, S (9, PH) OBP: 0.284, SLG: 0.298	B SI 93 C CH 82 F SI 92 T SI 93 1-2 ③ K				T SI 88 B CH 78 S SL 81 B SI 90 F CH 79 X SL 82 2-2 ① L8		C FF 93 C CU 78 B FF 95 X FF 96 1-2 ① G6-3		B FF 97 B FF 96 C KC 86 B FF 96 F FF 96 X KC 85 3-2 ② F8	3 1	0 0	0 0	0 0	0 0	1 0	0 0
25 Jackie Bradley Jr., L (1, 8) OBP: 0.293, SLG: 0.305			B SI 90 X SI 89 1-0 2 26 G6-4-3 BB 1B		B SI 89 F SL 84 X SL 82 1-1 ② F8		B FF 89 F FF 88 F SL 78 B FF 90 S FF 88 2-3 ② K		C KC 87 C KC 87 S KC 87 0-3 ③ K2-3	4	0	1	0	0	2	0

	AB	33
	R	2
	H	9
	RBI	2
	BB	3
	SO	7
	LOB	14

Inning Stats	1	2	3	4	5	6	7	8	9
	R: 1 E: 0 K: 0 S: 17	H: 2 LOB: 1 BB: 0 P: 25	R: 0 E: 0 K: 1 S: 6	H: 1 LOB: 0 BB: 0 P: 9	R: 0 E: 0 K: 0 S: 7	H: 1 LOB: 1 BB: 1 P: 15	R: 0 E: 0 K: 1 S: 11	H: 1 LOB: 1 BB: 0 P: 19	R: 0 E: 0 K: 1 S: 13	H: 1 LOB: 1 BB: 0 P: 19
	R: 1 E: 0 K: 1 S: 12	H: 1 LOB: 1 BB: 1 P: 21	R: 0 E: 0 K: 1 S: 14	H: 1 LOB: 1 BB: 0 P: 20	R: 0 E: 0 K: 0 S: 5	H: 1 LOB: 1 BB: 1 P: 15	R: 0 E: 0 K: 2 S: 9	H: 0 LOB: 0 BB: 0 P: 12		

	1B: 6	SF: 0	WP: 0	PA: 36
	2B: 3	SAC: 0	PB: 0	
	3B: 0	DP: 3	SB: 1	
	HR: 0	HBP: 0	CS: 0	

PITCHER		IP	WLS	BF	H	R	ER	SO	BB	IBB	HBP	BLK	WP	HR	S	P	ERA	WHIP
58 TJ House, L ERA: 4.88	(1, 1)	5.1		22	7	2	2	3	1	0	0	0	0	0	59	95	3.38	1.500
44 John Axford, R ERA: 3.21	(6, 1)	1.0	W	4	0	0	0	1	1	0	0	0	0	0	10	17	0.00	1.000
57 Kyle Crockett, L ERA: 1.42	(7, 1)	0.1	H	2	1	0	0	1	0	0	0	0	0	0	7	11	0.00	3.000
27 Bryan Shaw, R ERA: 2.45	(7, 1)	1.1	H	5	1	0	0	0	1	0	0	0	0	0	9	20	0.00	1.500
37 Cody Allen, R ERA: 2.89	(9, 1)	1.0	S	3	0	0	0	2	0	0	0	0	0	0	9	12	0.00	0.000

PITCHER	IP	WLS	BF	H	R	ER	SO	BB	IBB	HBP	BLK	WP	HR	S	P	ERA	WHIP

Batter	1	2	3	4	5	6	7	8	9	10	11	AB	R	H	RBI	BB	SO	LOB
24 Michael Bourn, L (1, 8) OBP: 0.306, SLG: 0.364	B FF 90 B FF 92 C FF 91 X FF 90 2-1 ① F8		C FF 93 C KC 77 X KC 79 0-2 ③ G5-3		F FF 88 B FF 93 F CH 88 S FF 92 1-3 ② K		B SI 88 X SI 89 1-0 ② F7			B FF 88 B CH 75 F SI 87 F FF 88 X FF 90 2-2 ① L8	C CU 75 B FO 86 S FO 86 X FO 87 1-2 ③ F7	6	0	0	0	0	1	4
13 Asdrúbal Cabrera, S (1, 6) OBP: 0.318, SLG: 0.399	X FF 88 0-0 ② F7			C FF 92 B FC 88 C KC 78 B KC 78 F FF 95 F FF 93 S FC 89 2-3 ① K	D KC 78 X FF 89 1-0 ③ G4-3		1 SAFE X SI 89 0-0 ③ P6			B CU 69 C SI 90 F SL 86 S FF 90 1-3 ② K		5	0	0	0	0	2	3
23 Michael Brantley, L (1, 7) OBP: 0.390, SLG: 0.519	C FF 93 B SI 88 C KC 78 F KC 80 F FC 89 B FF 93 X FF 90 2-2 HR			B FC 89 C FC 89 C FF 93 B FF 93 X KC 78 2-2 22 1B 1B		B FF 92 F FF 91 B FF 92 F FC 87 X KC 78 2-2 ① G4-3		B FF 95 B FF 95 F FF 95 B FF 96 F FF 96 F SL 86 C SL 84 3-3 ① K		B SL 86 C SL 85 F SI 90 F CH 74 B CH 76 F FF 91 B CU 75 B CH 75 4-2 22 BB BB		4	1	2	1	1	1	0
22 Jason Kipnis, L (1, 4) OBP: 0.351, SLG: 0.360	C FF 93 B FF 92 S KC 78 X KC 79 1-2 ③ G4-3			C KC 77 F FF 92 B FF 92 B FF 92 X FF 93 2-2 1-2 1B		X FC 88 0-0 ② G4-3		C SL 84 B SL 85 C SL 83 S SL 85 1-3 K 33 FC6-4		B FF 89 F SI 88 B SI 88 1 SAFE B SL 84 C FF 89 B FF 90 4-2 4 FC3-6 1-2 BB		4	0	1	0	1	1	0
8 Lonnie Chisenhall, L (1, 5) OBP: 0.424, SLG: 0.584 4 Mike Aviles, R (10, PH) OBP: 0.282, SLG: 0.355 (10, 5)		B FF 91 B FC 86 B FF 91 C FF 90 C FF 92 T FF 93 3-2 ① K		S FF 88 C KC 77 S KC 78 0-3 ② K		B FF 93 B FF 92 B FF 92 B SI 90 4-0 BB		C FF 96 F FF 96 F FF 97 F SL 86 S SL 85 0-3 ② K		B SI 90 X SI 90 1-0 ③ FC3-6 1-2f		3 1	0 0	0 0	0 0	1 0	3 0	3 2
33 Nick Swisher, S (1, 10) OBP: 0.303, SLG: 0.328		C FF 92 C FF 93 X KC 79 0-2 ② P5		S FF 89 X KC 76 0-1 ③ L7		F FF 92 B FF 92 F FF 94 S KC 79 0-3 ③ K2-3		B FF 95 C SL 84 X SL 84 1-1 ③ FC6-4 1-2f			B FF 92 B FF 93 S FF 92 X FF 93 2-1 HR	5	1	1	1	0	1	4
7 David Murphy, L (1, 9) OBP: 0.335, SLG: 0.417		B KC 79 C FF 93 B KC 78 X CH 87 2-1 ③ F7		F FF 92 C FF 91 X FF 92 0-2 ① G6-3		B KC 78 F FF 92 C FF 91 B KC 79 B FF 92 B FC 86 4-2 41 1B 10 SF7 BB		L FS 77 X FS 80 0-1 ① P6		S FO 85 C CU 75 B FF 93 S FO 88 1-3 ① K	4	1	0	0	1	1	0
41 Carlos Santana, S (1, 3) OBP: 0.347, SLG: 0.346		B FF 88 C FF 92 L FF 89 B KC 80 B KC 78 C FC 86 3-3 ① K		C KC 78 X KC 79 0-1 2B		C FC 86 B KC 79 B KC 77 X FF 91 2-1 1-3 1B		B FF 88 C FS 78 B FS 80 S FS 79 B FS 81 X FS 79 3-2 ② F9		B FO 88 X FF 93 1-0 1B	5	0	3	0	0	1	0
10 Yan Gomes, R (1, 2) OBP: 0.307, SLG: 0.401		S FF 89 F KC 78 S KC 80 0-3 ② K		C FC 89 B FF 92 C FF 92 F FF 91 H KC 76 2-2 HBP			X SI 90 0-0 ① SF7 3-H			B CU 75 C FF 94 S CU 74 B FF 95 F FO 86 S FF 94 2-3 ② K	3	0	0	1	0	3	1
Inning Stats	R: 1 H: 1 E: 0 LOB: 0 K: 0 BB: 0 S: 11 P: 16	R: 0 H: 0 E: 0 LOB: 0 K: 1 BB: 0 S: 8 P: 13	R: 0 H: 0 E: 0 LOB: 0 K: 2 BB: 0 S: 9 P: 12	R: 0 H: 2 E: 0 LOB: 2 K: 2 BB: 0 S: 16 P: 22	R: 0 H: 1 E: 0 LOB: 2 K: 1 BB: 0 S: 12 P: 16	R: 0 H: 0 E: 0 LOB: 1 K: 1 BB: 1 S: 8 P: 14	R: 1 H: 1 E: 0 LOB: 1 K: 0 BB: 1 S: 7 P: 14	R: 0 H: 0 E: 0 LOB: 1 K: 3 BB: 0 S: 14 P: 19	R: 0 H: 0 E: 0 LOB: 0 K: 1 BB: 0 S: 8 P: 11	R: 0 H: 0 E: 0 LOB: 2 K: 1 BB: 2 S: 13 P: 25	R: 1 H: 2 E: 0 LOB: 1 K: 2 BB: 0 S: 13 P: 20	1B: 4 2B: 1 3B: 0 HR: 2	SF: 1 SAC: 0 DP: 0 HBP: 1	WP: 1 PB: 0 SB: 0 CS: 0	PA: 46			

PITCHER	IP	WLS	BF	H	R	ER	SO	BB	IBB	HBP	BLK	WP	HR	S	P	ERA	WHIP
67 Brandon Workman, R (1, 1) ERA: 2.88	6.0		26	5	2	2	7	2	0	1	0	0	1	68	103	3.00	1.167
35 Burke Badenhop, R (7, 1) ERA: 1.67	1.0	B	3	0	0	0	0	0	0	0	0	0	0	3	4	0.00	0.000
30 Andrew Miller, L (8, 1) ERA: 2.51	1.0		4	0	0	0	3	0	0	0	0	1	0	14	19	0.00	0.000
19 Koji Uehara, R (9, 1) ERA: 0.59	1.0		3	0	0	0	1	0	0	0	0	0	0	8	11	0.00	0.000
32 Craig Breslow, L (10, 1) ERA: 4.37	1.0		5	0	0	0	1	2	0	0	0	0	0	13	25	0.00	2.000

PITCHER	IP	WLS	BF	H	R	ER	SO	BB	IBB	HBP	BLK	WP	HR	S	P	ERA	WHIP
36 Junichi Tazawa, R (11, 1) ERA: 2.4	1.0	L	5	2	1	1	2	0	0	0	0	0	1	13	20	9.00	2.000

TOP

Cleveland Indians @ Boston Red Sox

Fenway Park, Boston, MA

Sun Jun 15 2014, 1:39 PM - 5:41 PM EDT

Att. 37,356 - Sunny - 75 F

livebaseballscorecards.com

AB	40
R	3
H	7
RBI	3
BB	4
SO	14
LOB	17

Batter	1	2	3	4	5	6	7	8	9	10	11	AB	R	H	RBI	BB	SO	LOB
26 Brock Holt, L (1, 5) OBP: 0.378, SLG: 0.465	C SI 92 B SI 94 F SL 90 B SI 94 F SI 95 F CU 84 X SI 94 2-2 15 G1 15 WP 34 1B 1B	X SL 88 0-0 ③ G3			C SL 88 F SI 93 B FF 94 B CU 82 1 SAFE X SL 90 2-2 15 FC6-4 1-3 1B		B SI 92 C SI 92 F SI 92 D SI 94 S SI 94 2-3 ③ K		B SL 86 C FF 93 F SL 88 X CU 80 1-2 G4-3 ③			5	1	2	0	0	1	5
15 Dustin Pedroia, R (1, 4) OBP: 0.340, SLG: 0.374	B SI 94 B SI 93 B SL 89 C SI 93 F SL 90 X FF 95 3-2 ① G1 1-3		C SL 88 S CU 83 X CU 84 0-2 ① F8		C SI 93 C SI 95 X CU 85 0-2 ② FC6-4 1-2f 3-H			X SL 80 0-0 ① G4-3		B FF 96 C FF 96 X KC 86 1-1 ① G1-3		5	0	0	1	0	0	2
34 David Ortiz, L (1, 10) OBP: 0.354, SLG: 0.473	B SI 94 X SL 89 1-0 ② 3-H 1B		S SI 94 F CU 83 F CU 84 F SI 94 B CH 88 X CU 83 1-2 ② F8		X SI 93 0-0 ③ G4-3			C FC 92 B SL 79 S FC 93 S SL 82 1-3 ② K		C KC 85 S FF 96 B KC 86 S KC 86 1-3 ② K		5	0	1	1	0	2	1
12 Mike Napoli, R (1, 3) OBP: 0.395, SLG: 0.426	C SI 94 C SI 95 X SL 92 0-2 29 BB 1B		F SI 94 X CU 83 0-1 ③ G6-3			C SI 91 X SL 88 0-1 ① G5-3		C FC 92 F FC 91 X SL 82 0-2 F8		B FF 96 S KC 87 C KC 87 F KC 87 T KC 87 1-2 K		5	0	1	0	0	1	0
29 Daniel Nava, S (1, 7) OBP: 0.298, SLG: 0.292	B SI 93 B SI 94 C SL 90 B SI 94 B SL 89 4-1 1-2 BB			C SI 93 B CH 85 C SI 93 B CU 84 B CU 81 B SI 94 4-2 40 CS BB		B SI 92 C SL 88 B SL 88 G SI 93 B SI 94 B SL 90 4-2 40 G4-3 BB			F FF 94 B CU 77 B FF 98 F FF 95 C FF 94 2-3 ① K		C FF 95 F KC 86 B KC 84 C FF 96 1-3 ① K		2	0	0	0	3	2	0
40 A.J. Pierzynski, L (1, 2) OBP: 0.300, SLG: 0.388 2 Xander Bogaerts, R (9, PR) OBP: 0.366, SLG: 0.429 3 David Ross, R (10, 2) OBP: 0.238, SLG: 0.312	C SI 94 S CU 84 S CU 84 0-3 ③ K			S CH 85 B SI 94 F CU 83 F CU 83 B FF 94 B CH 88 F SI 94 F SL 89 F SI 94 3-2 ①② X CU 85 G3 1-2		F SL 85 B SI 92 F SI 90 F SL 85 D SL 85 F SI 92 X SL 87 2-2 ②③ G4-3 1-2f			F SL 87 B CU 77 B FF 98 B FF 96 B FF 96 4-1 25 WP 38 BB BB		C KC 86 B FF 94 C KC 86 F FF 95 X KC 85 1-2 ② G5-3		3 0 1	0 0 0	0 0 0	0 0 0	1 0 0	1 0 0	4 0 0
38 Grady Sizemore, L (1, 9) OBP: 0.288, SLG: 0.324		B SI 92 F SI 92 F CH 85 X SI 95 1-2 ① L7		B SI 93 C SL 90 S CH 87 S SL 90 1-3 ③ K			B SL 83 B SI 90 S SI 91 X SI 90 2-1 ① F8		B FF 94 F FF 94 1 SAFE B FF 92 1 SAFE B FF 93 S FF 94 B FF 96 4-2 25 WP 1-2 BB		X FF 94 0-0 ③ F8	4	0	0	0	1	1	0
7 Stephen Drew, L (1, 6) OBP: 0.250, SLG: 0.167		B SI 95 C SL 89 B SI 95 X SL 91 2-1 1B			C SL 88 B CH 84 C SI 93 B CH 86 C SL 89 2-3 ① K		B SL 86 C SL 83 X SI 92 1-1 25 S 1B		B FF 93 B FF 96 C FF 95 C FF 95 S FF 96 2-3 ② K			4	0	2	0	0	2	2
25 Jackie Bradley Jr., L (1, 8) OBP: 0.297, SLG: 0.302		F SI 94 B CU 81 F SI 94 B CU 82 S SI 94 2-3 ② K			S CH 86 B CU 84 B SI 93 C SL 88 B CH 86 B SI 94 4-2 26 1B 15 FC6-4 BB		B SI 92 B SL 86 C SI 92 B SL 85 X SI 91 3-1 ② F8 1-2		C FF 96 S CU 80 B FF 97 F FF 97 B FF 98 F FF 98 B SL 89 B FF 96 4-2 1-2 2-3 BB			2	1	0	0	2	1	2
Inning Stats	R: 1 H: 3 E: 0 LOB: 2 K: 1 BB: 1 S: 16 P: 26	R: 0 H: 1 E: 0 LOB: 1 K: 1 BB: 0 S: 9 P: 14	R: 0 H: 0 E: 0 LOB: 0 K: 0 BB: 0 S: 10 P: 11	R: 0 H: 0 E: 0 LOB: 0 K: 1 BB: 1 S: 12 P: 20	R: 1 H: 1 E: 0 LOB: 1 K: 1 BB: 1 S: 12 P: 20	R: 0 H: 0 E: 0 LOB: 0 K: 0 BB: 1 S: 9 P: 15	R: 0 H: 1 E: 0 LOB: 1 K: 1 BB: 0 S: 9 P: 17	R: 0 H: 0 E: 0 LOB: 0 K: 1 BB: 0 S: 7 P: 8	R: 0 H: 0 E: 0 LOB: 3 K: 2 BB: 3 S: 16 P: 33	R: 0 H: 0 E: 0 LOB: 0 K: 2 BB: 0 S: 9 P: 12	R: 0 H: 0 E: 0 LOB: 0 K: 1 BB: 0 S: 8 P: 10	1B: 6 SF: 0 2B: 0 SAC: 0 3B: 0 DP: 1 HR: 0 HBP: 0						

PITCHER		IP	WLS	BF	H	R	ER	SO	BB	IBB	HBP	BLK	WP	HR	S	P	ERA	WHIP
28 Corey Kluber, R ERA: 3.35	(1, 1)	5.1		23	5	2	2	4	4	0	0	0	1	0	63	99	3.38	1.688
35 Marc Rzepczynski, L ERA: 3.55	(6, 1)	1.2		5	1	0	0	1	0	0	0	0	0	0	14	24	0.00	0.600
27 Bryan Shaw, R ERA: 2.38	(8, 1)	1.0		3	0	0	0	1	0	0	0	0	0	0	7	8	0.00	0.000
44 John Axford, R ERA: 3.14	(9, 1)	0.2		5	0	0	0	2	3	0	0	0	1	0	13	29	0.00	4.500
48 Scott Atchison, R ERA: 2.93	(9, 1)	0.1		1	0	0	0	0	0	0	0	0	0	0	3	4	0.00	0.000

PITCHER		IP	WLS	BF	H	R	ER	SO	BB	IBB	HBP	BLK	WP	HR	S	P	ERA	WHIP
37 Cody Allen, R ERA: 2.7	(10, 1)	2.0	W	6	0	0	0	3	0	0	0	0	0	0	17	22	0.00	0.000

BOTTOM

Cleveland Indians @ Boston Red Sox

Fenway Park, Boston, MA

Sun Jun 15 2014, 1:39 PM - 5:41 PM EDT

Att. 37,356 - Sunny - 75 F

livebaseballscorecards.com

AB	36
R	2
H	6
RBI	2
BB	7
SO	11
LOB	16

WP: 2 PA: 43
PB: 0
SB: 1
CS: 1

Batter	1	2	3	4	5	6	7	8	9	AB	R	H	RBI	BB	SO	LOB
56 Kole Calhoun, L (1, 9) OBP: 0.319, SLG: 0.434	B FF 93 F FF 92 B FF 94 B CH 83 X FF 93 3-1 ① F8	B FF 94 C FC 86 B FC 87 F CH 85 X KC 77 2-2 ③ G3-1		B CH 82 B CH 84 X FC 89 2-0 27 BB 1-2 1B		F FF 93 B ST 82 B FC 84 S FC 87 F KC 80 X FF 95 2-2 ② G3-1		B CU 80 F CU 80 S SL 85 B SL 87 S SL 86 2-3 ③ K		5	0	1	0	0	1	2
27 Mike Trout, R (1, 8) OBP: 0.394, SLG: 0.582	C FF 94 F FF 93 B ST 80 S KC 77 1-3 ② K		F FF 95 B FF 95 C FF 95 B FC 87 X FF 97 2-2 32 S 5 S 1B	B ST 81 T FF 94 F FF 94 B FF 95 D KC 79 F FF 96 D KC 79 4-2 1-2 2-3 BB		B FF 96 B ST 82 B FF 95 C FF 95 B FF 95 4-1 BB			B FF 96 C FF 96 B SL 88 S SL 87 X FF 95 2-2 ① G4-3	3	0	1	0	2	1	0
5 Albert Pujols, R (1, 3) OBP: 0.313, SLG: 0.489	X FF 94 0-0 1B		1 SAFE 1 SAFE B FF 94 S ST 82 1 SAFE B FF 94 S ST 82 X KC 78 2-2 ① G6-3 1-2	C ST 81 X FF 95 0-1 ③ G5-3		B ST 80 B ST 80 C FF 96 1 SAFE S ST 82 C KC 79 2-3 ③ K			C SL 87 F FF 97 X SL 87 0-2 ② F7	5	0	1	0	0	1	5
32 Josh Hamilton, L (1, 7) OBP: 0.402, SLG: 0.500	S FF 92 B FF 93 B KC 73 B FF 93 F FC 85 C KC 76 3-3 ③ K		2 SAFE B KC 74 C KC 74 F FF 94 S KC 79 1-3 ② K 2-3	C FF 94 F ST 81 X FC 86 0-2 ① G4-3			F FF 95 B ST 83 B FF 95 X FF 94 2-1 ① G4-3		B CU 83 S SL 87 S SL 87 S SL 88 1-3 ③ K	5	0	0	0	0	3	2
6 David Freese, R (1, 5) OBP: 0.305, SLG: 0.277		C FF 93 X ST 78 0-1 47 1B 17 2B 1B	B CH 83 X FF 95 1-0 ③ G6-3		C ST 79 B ST 81 B FF 95 C FF 95 F KC 80 B FF 96 F FF 96 D KC 79 4-2 47 FC1-4-6 BB		B ST 81 B FF 95 F FF 95 B FF 96 X FF 94 3-1 ② L6			3	1	1	0	1	0	1
47 Howie Kendrick, R (1, 4) OBP: 0.337, SLG: 0.360		C FF 92 F FF 94 X FF 94 0-2 1-3 17 2B 1B		X FF 94 0-0 ① G4-3	D ST 79 X FF 95 1-0 ② FC1-4-6 28 1B 1-2f		C FF 96 S SL 86 B SL 85 S SL 86 1-3 ③ K			4	1	1	0	0	1	1
28 Raul Ibanez, L (1, 10) OBP: 0.255, SLG: 0.256		B FF 95 S FC 89 X FF 94 1-1 ① P5		B FF 94 B FC 87 B FF 95 C FF 94 S FC 88 B FF 95 4-2 17 1B 8 SF7 BB	1 SAFE F FC 86 B FF 95 X KC 75 1-1 17 S 1-3 1B			B FF 95 C FF 93 B CU 83 B FF 96 B FF 94 4-1 17 CS BB		2	1	1	0	2	0	2
17 Chris Iannetta, R (1, 2) OBP: 0.376, SLG: 0.435		X FF 94 0-0 1-H 3-H 2B		X FF 94 0-0 27 BB 56 1B 1-3 1B	C ST 80 S ST 79 B KC 80 C FF 96 1-3 ③ K 1-2			S SL 85 B SL 85 B SI 95 C SL 85 S SL 87 2-3 ① ② K 1-2		4	0	2	2	0	2	3
8 John McDonald, R (1, 6) OBP: 0.318, SLG: 0.263 2 Erick Aybar, S (8, PH) OBP: 0.329, SLG: 0.438 (8, 6)		C FF 95 B FF 95 M FF 94 X ST 80 1-2 ② F8		X FF 95 0-0 ② SF7 3-H		C FF 95 C ST 80 C KC 78 0-3 ① K		C CU 84 X FF 95 0-1 1B		2 1	0 0	0 1	1 0	0 0	1 0	1 0
Inning Stats	R: 0 E: 0 K: 2 S: 9 H: 1 LOB: 1 BB: 0 P: 16	R: 2 E: 0 K: 0 S: 14 H: 3 LOB: 1 BB: 0 P: 18	R: 0 E: 0 K: 1 S: 10 H: 1 LOB: 1 BB: 0 P: 16	R: 1 E: 0 K: 0 S: 11 H: 2 LOB: 3 BB: 2 P: 21	R: 0 E: 0 K: 1 S: 13 H: 1 LOB: 2 BB: 1 P: 20	R: 0 E: 0 K: 2 S: 11 H: 0 LOB: 1 BB: 1 P: 19	R: 0 E: 0 K: 1 S: 7 H: 0 LOB: 0 BB: 0 P: 13	R: 0 E: 0 K: 2 S: 9 H: 1 LOB: 1 BB: 1 P: 17	R: 0 E: 0 K: 1 S: 9 H: 0 LOB: 0 BB: 0 P: 12	1B: 8 2B: 2 3B: 0 HR: 0 SF: 1 SAC: 0 DP: 1 HBP: 0						

PITCHER	IP	WLS	BF	H	R	ER	SO	BB	IBB	HBP	BLK	WP	HR	S	P	ERA	WHIP
47 Trevor Bauer, R (1, 1) ERA: 4.2	6.2	W	32	8	3	3	6	4	0	0	0	0	0	72	119	4.05	1.800
59 Carlos Carrasco, R (7, 1) ERA: 4.4	2.1	S	8	1	0	0	4	1	0	0	0	0	0	21	33	0.00	0.857

PITCHER	IP	WLS	BF	H	R	ER	SO	BB	IBB	HBP	BLK	WP	HR	S	P	ERA	WHIP

TOP

Los Angeles Angels @ Cleveland Indians

Progressive Field, Cleveland, OH

Mon Jun 16 2014, 7:09 PM - 10:06 PM EDT

Att. 14,716 - Partly Cloudy - 81 F

livebaseballscorecards.com

AB	34
R	3
H	9
RBI	3
BB	5
SO	10
LOB	17

Batter	1	2	3	4	5	6	7	8	9	AB	R	H	RBI	BB	SO	LOB
24 Michael Bourn, L (1, 8) OBP: 0.310, SLG: 0.366	C SI 84 C SI 87 B FF 88 F SL 79 B CU 71 F CH 79 B FF 88 X CH 76 3-2 13 HR 1B		C SI 87 F SL 79 X SL 79 0-2 13 BB 23 1B		C CU 69 F CU 70 B CU 69 X SI 87 1-2 ② G1-3		B SL 78 S CH 73 S CH 72 B CH 71 X CH 73 2-2 ③ L9			4	2	2	0	0	0	2
13 Asdrúbal Cabrera, S (1, 6) OBP: 0.324, SLG: 0.412	F SI 85 B SI 86 X SI 85 1-1 1-H HR		B CU 67 S CU 69 1 SAFE D CH 76 C FF 86 F CU 68 F SL 79 1 SAFE B CH 76 4-2 F CU 69 B FF 86 23 1B 1-2 BB		B SI 87 S SI 86 B CH 79 F CU 69 B CU 67 X CU 68 3-2 ③ F8			B FF 91 B FF 90 B FF 88 B FC 87 4-0 22 G1-3 4 SH1-3 BB		2	1	1	2	2	0	0
23 Michael Brantley, L (1, 7) OBP: 0.391, SLG: 0.519 4 Mike Aviles, R (5, 7) OBP: 0.281, SLG: 0.353	X SI 87 0-0 ① G4-3		B SI 87 C CU 71 B SI 87 B CH 79 F CU 70 X SI 87 3-2 22 G4-6-3 1-3 2-H 1B			C CU 71 F FF 87 B FF 84 S CH 75 1-3 ① K		M FF 91 1 SAFE X FF 91 0-1 ① SH1-3 1-2		2 1	0 0	1 0	1 0	0 0	0 1	0 0
22 Jason Kipnis, L (1, 4) OBP: 0.344, SLG: 0.352	B CU 68 C CH 79 X SI 87 1-1 ② L7		B FF 87 X CH 79 1-0 ②③ G4-6-3 1-2f			C CH 80 B SL 79 F CU 70 F SL 79 F CH 76 B CU 70 F SI 85 X SI 87 2-2 ② L4		D FC 92 C FC 90 X FS 84 1-1 ② G1-3 2-3		4	0	0	0	0	0	3
41 Carlos Santana, S (1, 10) OBP: 0.346, SLG: 0.358	C SI 87 C CU 70 B FF 88 B SL 78 X CH 77 2-2 ③ L9			B CH 77 C CH 76 C SI 85 B CU 69 F CU 68 X CH 76 2-2 HR		C CU 68 X SI 87 0-1 ③ F7		B FF 92 B FC 89 S FF 91 X FF 92 2-1 ③ L1-3		4	1	1	1	0	0	1
8 Lonnie Chisenhall, L (1, 5) OBP: 0.418, SLG: 0.575		B SI 85 B SI 84 X CH 81 2-0 ① G3		C SI 86 B SI 86 F CH 78 C FF 88 1-3 ① K			X FF 91 0-0 ① L7			3	0	0	0	0	1	0
33 Nick Swisher, S (1, 3) OBP: 0.299, SLG: 0.323		X SI 86 0-0 ② F8		C CU 69 B FF 87 C CH 80 B CU 70 C SL 77 2-3 ② K			X FF 91 0-0 ② B1-3			3	0	0	0	0	1	0
7 David Murphy, L (1, 9) OBP: 0.335, SLG: 0.413		B CU 70 C SI 85 X CH 77 1-1 ③ G6-3		C SI 85 C FC 86 B CH 79 X SI 86 1-2 ③ F7			B FF 90 B SL 78 B FF 90 B FF 90 4-0 53 1B BB			2	0	0	0	1	0	0
53 George Kottaras, L (1, 2) OBP: 0.500, SLG: 1.167			C CU 69 B CU 66 B CH 76 X FF 85 2-1 ① G6-3		C FF 82 B CH 76 B CH 76 B FF 84 C CU 70 S CU 70 3-3 ① K		B SI 89 X SI 89 1-0 1-2 1B			3	0	1	0	0	1	0
Inning Stats	R: 2 H: 2 E: 0 LOB: 0 K: 0 BB: 0 S: 13 P: 20	R: 0 H: 0 E: 0 LOB: 0 K: 0 BB: 0 S: 4 P: 7	R: 1 H: 2 E: 0 LOB: 1 K: 0 BB: 1 S: 14 P: 24	R: 1 H: 1 E: 0 LOB: 0 K: 2 BB: 0 S: 13 P: 19	R: 0 H: 0 E: 0 LOB: 0 K: 1 BB: 0 S: 9 P: 16	R: 0 H: 0 E: 0 LOB: 0 K: 1 BB: 0 S: 11 P: 14	R: 0 H: 1 E: 0 LOB: 2 K: 0 BB: 1 S: 6 P: 13	R: 0 H: 0 E: 0 LOB: 1 K: 0 BB: 1 S: 6 P: 13		1B: 4 SF: 0 2B: 0 SAC: 1 3B: 0 DP: 1 HR: 2 HBP: 0						

BOTTOM

Los Angeles Angels @ Cleveland Indians

Progressive Field, Cleveland, OH

Mon Jun 16 2014, 7:09 PM - 10:06 PM EDT

Att. 14,716 - Partly Cloudy - 81 F

livebaseballscorecards.com

AB	28
R	4
H	6
RBI	4
BB	3
SO	4
LOB	6

PITCHER		IP	WLS	BF	H	R	ER	SO	BB	IBB	HBP	BLK	WP	HR	S	P	ERA	WHIP
36 Jered Weaver, R ERA: 3.67	(1, 1)	6.0	L	23	5	4	4	4	1	0	0	0	0	2	64	100	6.00	1.000
64 Mike Morin, R ERA: 1.21	(7, 1)	1.0		5	1	0	0	0	1	0	0	0	0	0	6	13	0.00	2.000
65 Dane De La Rosa, R ERA: 11.57	(8, 1)	1.0		4	0	0	0	0	1	0	0	0	0	0	6	13	0.00	1.000

PITCHER	IP	WLS	BF	H	R	ER	SO	BB	IBB	HBP	BLK	WP	HR	S	P	ERA	WHIP

Batter	1	2	3	4	5	6	7	8	9	AB	R	H	RBI	BB	SO	LOB
56 Kole Calhoun, L (1, 9) OBP: 0.336, SLG: 0.470	B FF 89 X FF 90 1-0 27 2B 5 G5-3 1B		B FC 83 S CH 82 B FF 89 C FF 89 F CU 75 F FF 90 X FF 90 2-2 1B		F CH 80 S CU 76 B SI 88 D CU 76 X CH 82 2-2 27 HR 1-3 2-H 1B	B FF 89 C FF 90 1 SAFE B SL 79 C FF 89 1 SAFE 1 SAFE B FF 89 F FF 90 3-2 ③ F FF 89 X FF 90 G6-3			B SI 91 B FF 89 X FF 92 2-0 HR	5	3	4	2	0	0	1
27 Mike Trout, R (1, 8) OBP: 0.397, SLG: 0.610	D FF 88 1 SAFE B FF 89 S FC 84 1 SAFE X FF 89 2-1 1-3 2B		B FF 89 X FC 84 1-0 ② P3		1 SAFE C CU 74 F FC 85 B FF 89 1 SAFE F CU 74 F FF 89 F FC 85 B CU 75 2-2 X FF 89 1-H 3-H HR		C FF 93 X FF 92 0-1 HR		C FF 90 B FF 91 F CH 81 F FF 92 B SL 84 B CH 80 X FF 90 3-2 ① G6-3	5	2	3	4	0	0	1
5 Albert Pujols, R (1, 3) OBP: 0.311, SLG: 0.482	C CU 75 D FC 86 X FC 87 1-1 ① G5-3 3-H		1 SAFE C FF 88 F FC 85 X FF 89 0-2 ③ L9		B FC 86 B FC 84 X FF 89 2-0 ② G4-3		C FF 92 B SL 84 X SL 84 1-1 ① L4		B FF 90 B CH 79 B SI 88 C FF 89 F FF 89 F FF 91 F FF 89 B CH 80 4-2 2 BB 47 2B BB	4	1	0	1	1	0	2
32 Josh Hamilton, L (1, 10) OBP: 0.402, SLG: 0.506	B FF 90 S CH 82 S CH 84 D CU 77 S CU 77 2-3 ② K			S FC 84 B FF 88 X FC 83 1-1 ① G3	B CH 83 S FC 84 X FF 90 1-1 2 2B 1B		B SL 84 F SL 85 X FF 94 1-1 2 L8 2B		F SL 84 F SI 89 X SL 79 0-2 ② F8	5	0	2	0	0	1	2
2 Erick Aybar, S (1, 6) OBP: 0.330, SLG: 0.439	C FF 89 F FC 87 F FF 90 D CU 78 F CH 83 X FF 90 1-2 ③ L8			X SI 88 0-0 ② F8	B CU 72 X FF 87 1-0 ③ 1-H 2B		F FF 94 D SL 85 C SL 86 B SL 82 B SI 93 X SL 85 3-2 ② 2-3 L8		F FF 90 F FF 90 D CH 82 B SL 83 F FF 91 B FF 92 B CU 76 4-2 47 2B 1-2 BB	4	0	1	0	1	0	2
47 Howie Kendrick, R (1, 4) OBP: 0.341, SLG: 0.379		B FF 89 S FC 84 F CU 77 X FF 88 1-2 6 CS 1B		C FF 88 B FF 88 X CU 75 1-1 ③ G6-3		X FF 87 0-0 HR	S SL 83 F SL 83 B FF 94 B SL 85 X SL 83 2-2 ③ F8		C CH 80 X FF 91 0-1 1-3 2-H 2B	5	1	3	2	0	0	1
6 David Freese, R (1, 5) OBP: 0.302, SLG: 0.275		C FF 90 1 SAFE C FF 89 D CU 77 D CU 77 B FC 84 C FF 90 3-3 ①② 1-2 K			B CU 74 S FC 85 B FF 88 F FF 88 B CU 75 F CU 73 X FF 88 3-2 28 E 56 1B 1B	S FC 85 B FF 87 S FC 84 B CU 74 C FF 87 2-3 ① K	C FF 92 B SI 92 B FF 91 X SL 82 2-2 ① F9		B SI 90 F FF 90 B CH 80 F CH 82 B FF 91 X FF 89 3-2 ③ G1-3	5	1	1	0	0	2	3
28 Raul Ibanez, L (1, 7) OBP: 0.257, SLG: 0.258 7 Collin Cowgill, R (6, PR) OBP: 0.363, SLG: 0.433 (6, 7)		X FF 91 0-0 ③ P6			C FC 84 D CU 75 F FF 88 F CU 75 X CH 82 1-2 FC6 56 1B 27 HR 1-2	B CH 82 C FF 88 X FF 87 1-1 1B		X FF 92 0-0 ② G4-3		3 1	1 0	1 0	0 0	0 0	0 0	1 0
16 Hank Conger, L (1, 2) OBP: 0.319, SLG: 0.394			B FF 87 C FF 88 C FC 84 F CU 76 B CH 81 C FF 89 2-3 ① K		X FF 87 0-0 ① F8	C FF 90 1 SAFE S FF 88 1 SAFE B FF 92 B CH 82 C FF 91 2-3 ② K		B CH 79 S FF 90 S SI 90 S FF 92 1-3 ③ K		4	0	0	0	0	3	3
Inning Stats	R: 1 E: 0 K: 1 S: 13 H: 2 LOB: 1 BB: 0 P: 20	R: 0 E: 0 K: 1 S: 7 H: 1 LOB: 0 BB: 0 P: 11	R: 0 E: 0 K: 1 S: 13 H: 1 LOB: 1 BB: 0 P: 18	R: 0 E: 0 K: 0 S: 5 H: 0 LOB: 0 BB: 0 P: 7	R: 4 E: 1 K: 0 S: 22 H: 5 LOB: 2 BB: 0 P: 34	R: 1 E: 0 K: 2 S: 14 H: 2 LOB: 1 BB: 0 P: 22	R: 1 E: 0 K: 0 S: 12 H: 2 LOB: 1 BB: 0 P: 19	R: 0 E: 0 K: 1 S: 7 H: 0 LOB: 0 BB: 0 P: 10	R: 2 E: 0 K: 0 S: 20 H: 2 LOB: 2 BB: 2 P: 36	1B: 7 2B: 5 3B: 0 HR: 4 SF: 0 SAC: 0 DP: 1 HBP: 0						

PITCHER		IP	WLS	BF	H	R	ER	SO	BB	IBB	HBP	BLK	WP	HR	S	P	ERA	WHIP
43 Josh Tomlin, R ERA: 3.86	(1, 1)	5.1	L	26	11	6	5	4	0	0	0	0	0	2	66	99	8.44	2.062
57 Kyle Crockett, L ERA: 1.29	(6, 1)	0.2		2	0	0	0	1	0	0	0	0	0	0	8	13	0.00	0.000
54 Mark Lowe, R ERA: 3.0	(7, 1)	1.2		7	2	1	1	0	0	0	0	0	0	1	16	25	5.40	1.200
88 Josh Outman, L ERA: 3.28	(8, 1)	1.1		8	2	2	2	1	2	0	0	0	0	1	23	40	13.50	3.000

PITCHER	IP	WLS	BF	H	R	ER	SO	BB	IBB	HBP	BLK	WP	HR	S	P	ERA	WHIP

TOP

Los Angeles Angels @ Cleveland Indians

Progressive Field, Cleveland, OH

Tue Jun 17 2014, 7:06 PM - 10:26 PM EDT

Att. 14,639 - Partly Cloudy - 91 F

livebaseballscorecards.com

AB	41
R	9
H	15
RBI	9
BB	2
SO	6
LOB	16

WP: 0 PA: 43
PB: 0
SB: 0
CS: 1

BOTTOM

Los Angeles Angels @ Cleveland Indians

Progressive Field, Cleveland, OH

Tue Jun 17 2014, 7:06 PM - 10:26 PM EDT

Att. 14,639 - Partly Cloudy - 91 F

livebaseballscorecards.com

Batter	1	2	3	4	5	6	7	8	9	AB	R	H	RBI	BB	SO	LOB
24 Michael Bourn, L (1, 8) OBP: 0.309, SLG: 0.364	C FF 91 X KC 77 0-1 ① L8		C FF 90 B FF 90 X KC 78 1-1 ② G6-3		C KC 78 X CH 84 0-1 ③ G4-3			X KC 77 0-0 1B		4	0	1	0	0	0	1
13 Asdrúbal Cabrera, S (1, 6) OBP: 0.323, SLG: 0.409	B SI 92 F SI 92 X FF 92 1-1 22 G4-6-3 1B		C KC 77 F CH 85 B FF 92 B FF 92 S CH 85 2-3 ③ K			B KC 74 C SL 80 B CH 82 F SL 82 F FF 92 S FF 92 2-3 ① K		D KC 77 C CH 82 X CH 83 1-1 ③ G4-3		4	0	1	0	0	2	1
22 Jason Kipnis, L (1, 4) OBP: 0.342, SLG: 0.355	C KC 77 X SI 91 0-1 ② ③ G4-6-3 1-2f			C SI 90 X SL 79 0-1 ① F7		B KC 77 B CH 82 B FF 92 C FF 91 F FF 92 S CH 86 3-3 ② K			C FF 93 X FF 94 0-1 41 1B 2B	4	1	1	0	0	1	1
41 Carlos Santana, S (1, 3) OBP: 0.348, SLG: 0.358		B SI 90 B KC 77 S SL 81 L FF 92 B CH 85 B CH 84 4-2 8 1B 7 G4-3 BB		F SI 91 C FF 91 S CH 85 0-3 ② K		C SL 79 B SI 92 C FF 92 B FF 92 F CH 86 S CH 85 2-3 ③ K			B CH 85 F SI 94 B FF 94 B SI 94 F FF 93 F FF 94 X SL 80 3-2 8 G4-3 2-H 1B	3	1	1	1	1	2	0
8 Lonnie Chisenhall, L (1, 5) OBP: 0.420, SLG: 0.589		F SL 81 X SI 92 0-1 7 G4-3 1-3 1B		X SI 91 0-0 HR			B KC 76 X FF 90 1-0 ① G3		B SL 81 F FF 94 B SI 94 B SI 94 F SI 94 X FF 94 3-2 ① G4-3 1-2	4	1	2	1	0	0	1
7 David Murphy, L (1, 9) OBP: 0.329, SLG: 0.406		X SI 90 0-0 ① G4-3 1-2 3-H		B SI 91 B KC 77 X SI 92 2-0 ③ G6-3			C FF 90 B SI 90 B FF 91 C KC 77 F CH 84 B FF 92 F CH 82 X CH 85 3-2 ② F7		F FF 94 B FF 95 B FF 95 X FF 94 2-1 ② F7	4	0	0	1	0	0	2
33 Nick Swisher, S (1, 10) OBP: 0.294, SLG: 0.317		C KC 77 B CH 83 F SI 90 S CH 84 1-3 ② K			C SI 89 B KC 75 F SL 82 S FF 90 1-3 ① K		S SL 82 B SI 91 X KC 78 1-1 ③ G4-3		C SL 81 F FF 94 D CH 86 F SL 80 F FF 95 B FF 94 F FF 94 X SL 81 2-2 ③ L6	4	0	0	0	0	2	2
10 Yan Gomes, R (1, 2) OBP: 0.308, SLG: 0.405		C SL 82 F SI 90 S FF 90 0-3 ③ K			X FF 90 0-0 2B			C KC 74 S SL 81 X FF 90 0-2 ① F8		3	0	1	0	0	1	1
9 Ryan Raburn, R (1, 7) OBP: 0.261, SLG: 0.262			C FF 90 X KC 75 0-1 ① F8		S KC 76 C KC 78 S CH 85 0-3 ② K			C FF 89 S FF 91 B FF 90 C FF 89 1-3 ② K		3	0	0	0	0	2	1

Inning Stats	1	2	3	4	5	6	7	8	9
	R: 0 E: 0 K: 0 S: 6 H: 1 LOB: 0 BB: 0 P: 7	R: 1 E: 0 K: 2 S: 11 H: 1 LOB: 1 BB: 1 P: 16	R: 0 E: 0 K: 1 S: 7 H: 0 LOB: 0 BB: 0 P: 10	R: 1 E: 0 K: 1 S: 7 H: 1 LOB: 0 BB: 0 P: 9	R: 0 E: 0 K: 2 S: 9 H: 1 LOB: 1 BB: 0 P: 10	R: 0 E: 0 K: 3 S: 11 H: 0 LOB: 0 BB: 0 P: 18	R: 0 E: 0 K: 0 S: 8 H: 0 LOB: 0 BB: 0 P: 13	R: 0 E: 0 K: 1 S: 9 H: 1 LOB: 1 BB: 0 P: 11	R: 1 E: 0 K: 0 S: 17 H: 2 LOB: 1 BB: 0 P: 27

	AB	33
	R	3
	H	7
	RBI	3
	BB	1
	SO	10
	LOB	10

	1B: 4	SF: 0	WP: 0	PA: 34
	2B: 2	SAC: 0	PB: 0	
	3B: 0	DP: 1	SB: 0	
	HR: 1	HBP: 0	CS: 0	

PITCHER	IP	WLS	BF	H	R	ER	SO	BB	IBB	HBP	BLK	WP	HR	S	P	ERA	WHIP
52 Matt Shoemaker, R (1, 1) ERA: 3.83	8.0	W	29	5	2	2	10	1	0	0	0	0	1	68	94	2.25	0.750
49 Ernesto Frieri, R (9, 1) ERA: 5.59	1.0		5	2	1	1	0	0	0	0	0	0	0	17	27	9.00	2.000

PITCHER	IP	WLS	BF	H	R	ER	SO	BB	IBB	HBP	BLK	WP	HR	S	P	ERA	WHIP

Batter	1	2	3	4	5	6	7	8	9	10	AB	R	H	RBI	BB	SO	LOB
56 Kole Calhoun, L (1, 9) (7, 3) (10, 9) OBP: 0.331, SLG: 0.460	C FF 92 F FF 92 X SI 93 0-2 ① G4-3	B SI 89 F FF 89 F FF 88 X SI 88 1-2 ② G4-3	C FF 89 B SL 76 B SI 86 C FF 88 X FF 90 2-2 ③ F7			S SL 84 B SL 85 S SI 92 B SL 86 X SI 93 2-2 ② L8		S CU 79 F FF 93 B CU 82 F CU 82 X SL 87 1-2 27 2B 5 1B 1B	5	1	1	0	0	0	0
27 Mike Trout, R (1, 8) OBP: 0.401, SLG: 0.611	B FF 93 C FF 93 F FF 92 S SI 92 1-3 ② K	B SL 78 B FF 92 B SI 88 B FF 92 4-0 BB	C FF 90 X FF 91 0-1 ① G6-3			B FC 93 B FC 95 B SL 82 C FC 94 S FC 94 B FC 96 4-2 5 1B BB		B SL 89 C SL 87 B CU 81 B SL 88 X SL 88 3-1 1-3 5 1B 2B	3	1	1	0	2	1	0
5 Albert Pujols, R (1, 10) OBP: 0.315, SLG: 0.482	B FF 94 T SI 91 C SL 81 B SI 92 F SI 93 B SI 91 B SI 88 4-2 BB	1 SAFE B SI 88 B FF 90 F FF 90 1 SAFE S SI 87 F SI 89 X SI 90 2-2 ③ G6-3	B SI 87 B SI 87 C FF 90 F SI 86 B SI 87 X SI 85 3-2 ② G4-3			C FC 93 S SL 81 F FC 95 1 SAFE B FC 93 X FC 93 1-2 1-3 1B		B SL 89 F FF 94 B SL 88 B FF 93 C SL 88 X SL 90 3-2 2-H 3-H 1B	4	0	2	2	1	0	1
32 Josh Hamilton, L (1, 7) OBP: 0.392, SLG: 0.484	B SL 79 F SI 90 S SI 92 T SL 82 1-2 ③ K	B SI 88 B SI 86 B SI 89 C FF 88 B SI 89 4-1 47 L9-6 2 1B BB	B SI 87 S SI 86 B SI 88 F FF 88 X SL 82 2-2 ③ G4-3			C KC 86 S KC 87 D KC 87 S FF 96 1-3 ③ K		B SL 80 B FF 91 C FF 89 S SL 80 X SL 81 2-2 ③ P6	4	0	0	0	1	2	4
2 Erick Aybar, S (1, 6) OBP: 0.332, SLG: 0.438		H FF 89 1-0 47 CS HBP	B SI 86 F FF 88 D FF 88 D SI 88 X FF 85 3-1 28 FC5-6 1-2 1B				C FF 87 C SI 86 F SI 89 B SL 81 F SI 90 F SL 81 B FF 92 X SI 86 2-2 ① G1-3		C KC 85 F FF 95 F KC 86 F FF 94 X KC 86 0-2 ① G3-1		3	0	1	0	0	0	0
47 Howie Kendrick, R (1, 4) OBP: 0.340, SLG: 0.381		B FF 92 B SI 86 B FF 90 C FF 90 X FF 89 3-1 ① 28 G6-3 6 WP 1-2 2B	B SL 78 D SI 86 C FF 87 S SI 87 X SI 88 2-2 ①② L9-6 2-2				B SI 87 C SI 84 C SL 80 S SL 82 1-3 ② K		B FF 95 C KC 85 S KC 87 X FF 95 1-2 ② G1-3		4	1	1	0	0	1	2
28 Raul Ibanez, L (1, 3) OBP: 0.258, SLG: 0.265 7 Collin Cowgill, R (7, PR) (7, 9) OBP: 0.361, SLG: 0.430 20 C.J. Cron, R (10, 3) OBP: 0.302, SLG: 0.461		C SI 89 B SI 89 F FF 91 B SL 82 B SL 80 F SI 92 X SI 90 3-2 ② G6-3 2-3	1 SAFE C FF 89 X FF 91 0-1 ③ FC5-6 1-2f				S SI 86 B SL 79 X FF 90 1-1 2B		B FF 95 C KC 86 B KC 87 B FF 96 F FF 96 F KC 86 F FF 96 S KC 87 3-3 ③ K		3 1 0	0 0 0	1 0 0	0 0 0	0 0 0	0 1 0	2 0 0
6 David Freese, R (1, 5) OBP: 0.301, SLG: 0.275 8 John McDonald, R (10, 5) OBP: 0.318, SLG: 0.263		B SI 90 S SI 88 B SL 80 B SI 88 F SI 87 C CH 73 3-3 ③ K 3-H	B SI 85 X FF 88 1-0 16 G3-6 1B				B SI 85 D SI 84 F SI 84 C SI 86 F SL 80 D SL 80 C SL 80 3-3 ③ K			C SL 88 X SL 88 0-1 ① G4-3	4 0	0 0	1 0	0 0	0 0	2 0	1 0
16 Hank Conger, L (1, 2) OBP: 0.314, SLG: 0.387 17 Chris Iannetta, R (8, PH) (8, 2) OBP: 0.371, SLG: 0.429			B FF 90 B SI 86 B FF 89 C FF 88 X FF 89 3-1 ① F8	X SI 88 0-0 ①② G3-6 1-2f				B SL 84 B SI 90 X SI 91 2-0 ① G5-3		B SL 88 C SL 88 C CU 80 B FF 94 F SL 90 S CU 79 2-3 ② K	2 2	0 0	0 0	0 0	0 0	0 1	1 0
Inning Stats	R: 0 E: 0 K: 2 S: 12 H: 0 LOB: 1 BB: 1 P: 18	R: 1 E: 0 K: 1 S: 9 H: 1 LOB: 0 BB: 0 P: 19	R: 0 E: 0 K: 0 S: 9 H: 0 LOB: 1 BB: 1 P: 19	R: 0 E: 0 K: 0 S: 8 H: 1 LOB: 1 BB: 1 P: 17	R: 0 E: 0 K: 0 S: 5 H: 1 LOB: 0 BB: 0 P: 8	R: 0 E: 0 K: 0 S: 8 H: 0 LOB: 0 BB: 0 P: 13	R: 0 E: 0 K: 2 S: 15 H: 1 LOB: 1 BB: 0 P: 22	R: 0 E: 0 K: 1 S: 13 H: 1 LOB: 2 BB: 1 P: 23	R: 0 E: 0 K: 1 S: 13 H: 0 LOB: 0 BB: 0 P: 17	R: 2 E: 0 K: 1 S: 18 H: 3 LOB: 1 BB: 0 P: 29	1B: 5 2B: 4 3B: 0 HR: 0	SF: 0 SAC: 0 DP: 2 HBP: 1					

PITCHER		IP	WLS	BF	H	R	ER	SO	BB	IBB	HBP	BLK	WP	HR	S	P	ERA	WHIP
63 Justin Masterson, R ERA: 4.75	(1, 1)	7.0		26	4	1	1	5	3	0	1	0	1	0	66	116	1.29	1.000
35 Marc Rzepczynski, L ERA: 3.46	(8, 1)	0.2		2	0	0	0	0	0	0	0	0	0	0	4	8	0.00	0.000
27 Bryan Shaw, R ERA: 2.38	(8, 1)	0.0		2	1	0	0	0	1	0	0	0	0	0	6	11	∞	∞
37 Cody Allen, R ERA: 2.59	(8, 1)	1.1		4	0	0	0	2	0	0	0	0	0	0	16	21	0.00	0.000
48 Scott Atchison, R ERA: 3.45	(10, 1)	0.2		5	3	2	2	1	0	0	0	0	0	0	15	24	27.00	4.500

PITCHER		IP	WLS	BF	H	R	ER	SO	BB	IBB	HBP	BLK	WP	HR	S	P	ERA	WHIP
57 Kyle Crockett, L ERA: 1.23	(10, 1)	0.1	W	1	0	0	0	0	0	0	0	0	0	0	3	5	0.00	0.000

TOP

Los Angeles Angels @ Cleveland Indians

Progressive Field, Cleveland, OH

Thu Jun 19 2014, 12:07 PM - 3:43 PM EDT

Att. 20,361 - Overcast - 72 F

livebaseballscorecards.com

AB	35
R	3
H	8
RBI	2
BB	4
SO	8
LOB	11

WP: 1	PA: 40		
PB: 0			
SB: 0			
CS: 1			

Batter	1	2	3	4	5	6	7	8	9	10	AB	R	H	RBI	BB	SO	LOB
24 Michael Bourn, L (1, 8) OBP: 0.306, SLG: 0.358	B FF 91 B FF 90 F SI 92 X SI 91 2-1 F8 ①		C SI 92 C SI 91 B SL 83 X SL 80 1-2 G3 ② 1-3 3-H		C CU 78 B SL 83 F CH 86 X SI 92 1-2 G4-3 ③			F FF 96 X CH 88 0-1 F8 ①		B FC 93 B FF 92 C FF 93 B FF 92 C FC 93 F FF 93 B FF 94 4-2 22 2B 33 HR BB	4	1	0	1	1	0	2
13 Asdrúbal Cabrera, S (1, 6) OBP: 0.321, SLG: 0.403	B SI 90 C CH 83 X SI 92 1-1 F9 ②		C CU 77 B FF 90 S FF 92 D CU 77 B CH 87 B CH 85 4-2 BB			C FF 90 F CU 77 C SI 91 0-3 K ①		C CU 84 X CH 88 0-1 P6 ②		C FF 94 D CH 86 S FF 94 F SL 84 B FF 95 T FF 95 2-2 K ①	4	0	0	0	1	2	1
22 Jason Kipnis, L (1, 4) OBP: 0.343, SLG: 0.358	B SI 91 S SL 82 B CU 77 X SI 92 2-1 G4-3 ③		D CU 76 C SI 92 X SI 91 1-1 F7 ③			C FF 90 B SI 91 X CU 78 1-1 G3-1 ②		B FF 96 B SI 97 B CH 88 C FF 97 B CH 88 4-1 BB		B CH 86 C FF 94 C FF 94 B FC 94 X SL 84 2-2 33 HR 1-3 2B	4	1	1	0	1	0	2
41 Carlos Santana, S (1, 3) OBP: 0.353, SLG: 0.355		B CU 76 B CH 85 B SI 91 C SI 92 B SI 92 4-1 33 CS BB	B FF 91 C SI 90 B SI 91 X CH 85 2-1 G5-3 ①			B CH 87 B CH 86 C SI 91 B SI 92 B SI 91 4-1 9 1B BB		F FF 95 1 SAFE B CH 85 1 SAFE C CH 87 S CU 85 1-3 K ③		C FF 94 B FF 94 F FF 95 B FC 95 F CH 86 D FF 94 B FC 93 4-2 33 HR BB	2	1	0	0	3	1	1
9 Ryan Raburn, R (1, 9) OBP: 0.262, SLG: 0.263 7 David Murphy, L (9, PH) OBP: 0.327, SLG: 0.403 (10, 9)		C CU 76 D CU 78 S CU 76 F CU 77 1 SAFE D CH 87 D CU 79 F SI 92 F SI 92 3-3 S FF 91 K ①	C CU 77 C CU 78 B SI 91 C SI 92 1-3 K ②			1 SAFE D CU 77 D CU 77 X SI 91 2-0 1-3 1B			C SL 79 X SI 89 0-1 E4 8 1B	B SI 94 F FF 92 B FF 92 X SI 93 2-1 F7 ②	3 2	0 0	1 0	0 0	0 0	2 0	1 3
33 Nick Swisher, S (1, 10) OBP: 0.292, SLG: 0.329		C SI 91 C CU 78 B CH 87 B SL 84 B FC 87 F SI 92 S CU 78 3-3 K ② ③ 1-2	C FF 92 B SI 91 S CU 77 B SI 92 C SI 92 2-3 K ③			C CH 84 S SL 81 D CU 78 D SL 82 C SI 92 2-3 K ③			X SI 89 0-0 F8 ①	B FF 93 F FF 93 F FF 93 X FF 92 1-2 1-H 2-H 3-H HR	5	1	1	4	0	3	4
10 Yan Gomes, R (1, 2) OBP: 0.311, SLG: 0.406			S CH 85 X SI 91 0-1 4 FC4-6 8 BB 24 G3 1B		X SI 91 0-0 4 G1-3 8 G4-3 1B			C CU 78 X SL 81 0-1 G5-3 ①		C SL 80 S SL 81 S SL 81 0-3 K ②	4	1	2	0	0	1	1
8 Lonnie Chisenhall, L (1, 5) OBP: 0.421, SLG: 0.585			D CU 76 D SL 82 B FF 90 B SI 90 4-0 4 FC4-6 1-2 BB		C SI 92 D SL 82 S CU 77 F SI 91 X CU 76 1-2 G4-3 ① 1-2			B CU 78 S CU 78 S SL 82 X CU 79 1-2 G2-3 ②		C SI 90 X SI 91 0-1 1-2 1B	3	0	1	0	1	0	1
4 Mike Aviles, R (1, 7) OBP: 0.275, SLG: 0.345			M SI 90 2 SAFE L SI 91 D CU 80 B FC 87 X SI 91 2-2 FC4-6 24 G3 24 S ① 1-2f 2-3		D CU 76 C CH 86 B FC 87 X SI 91 2-1 G1-3 ② 2-3			B FF 91 S CU 78 F SI 91 B FC 87 B SL 80 X SL 82 3-2 P4 ③		F SI 89 B SI 88 F SL 81 S SL 81 1-3 K ③	4	0	0	0	0	1	5
Inning Stats	R: 0 E: 0 K: 0 S: 6 H: 0 LOB: 0 BB: 0 P: 11	R: 0 E: 0 K: 2 S: 11 H: 0 LOB: 0 BB: 1 P: 21	R: 1 E: 0 K: 0 S: 12 H: 1 LOB: 2 BB: 2 P: 24	R: 0 E: 0 K: 2 S: 8 H: 0 LOB: 0 BB: 0 P: 13	R: 0 E: 0 K: 0 S: 10 H: 1 LOB: 1 BB: 0 P: 14	R: 0 E: 0 K: 2 S: 10 H: 1 LOB: 2 BB: 1 P: 19	R: 0 E: 0 K: 0 S: 8 H: 0 LOB: 0 BB: 0 P: 12	R: 0 E: 0 K: 1 S: 8 H: 0 LOB: 1 BB: 1 P: 13	R: 0 E: 1 K: 2 S: 11 H: 1 LOB: 2 BB: 0 P: 12	R: 4 E: 0 K: 1 S: 18 H: 2 LOB: 0 BB: 2 P: 33	1B: 4 2B: 1 3B: 0 HR: 1 SF: 0 SAC: 0 DP: 0 HBP: 0	WP: 0 PB: 0 SB: 1 CS: 1 PA: 42						

PITCHER	IP	WLS	BF	H	R	ER	SO	BB	IBB	HBP	BLK	WP	HR	S	P	ERA	WHIP
33 C.J. Wilson, L (1, 1) ERA: 3.34	7.0		27	3	1	1	6	4	0	0	0	0	0	65	114	1.29	1.000
40 Kevin Jepsen, R (8, 1) ERA: 2.84	1.0		4	0	0	0	1	1	0	0	0	0	0	8	13	0.00	1.000
38 Joe Smith, R (9, 1) ERA: 3.07	1.0		5	1	0	0	2	0	0	0	0	0	0	11	12	0.00	1.000
68 Cam Bedrosian, R (10, 1) ERA: 14.29	0.1	L	4	1	3	3	1	2	0	0	0	0	0	13	25	81.00	9.000
49 Ernesto Frieri, R (10, 1) ERA: 5.83	0.1	B	2	1	1	1	0	0	0	0	0	0	1	5	8	27.00	3.000

PITCHER	IP	WLS	BF	H	R	ER	SO	BB	IBB	HBP	BLK	WP	HR	S	P	ERA	WHIP

BOTTOM

Los Angeles Angels @ Cleveland Indians

Progressive Field, Cleveland, OH

Thu Jun 19 2014, 12:07 PM - 3:43 PM EDT

Att. 20,361 - Overcast - 72 F

livebaseballscorecards.com

AB	35
R	5
H	6
RBI	5
BB	7
SO	10
LOB	21

Batter	1	2	3	4	5	6	7	8	9	AB	R	H	RBI	BB	SO	LOB
3 Ian Kinsler, R (1, 4) OBP: 0.321, SLG: 0.447	C SI 94 B SI 95 B SI 94 F SL 90 S FF 95 2-3 ① **K**		B SL 92 B SI 92 B SI 92 1 SAFE B FF 93 4-0 1-2 BB		C CU 83 B FF 93 L SL 89 S CU 84 1-3 ② **K**		B SL 90 1-0 ③ 1-2 CS	F FF 94 F CU 77 B SL 90 B SL 84 B SL 89 F FF 95 S FF 94 3-3 ① **K**	B SL 84 B FF 95 X FF 95 2-0 2-H 2B	4	0	1	1	1	3	0
14 Austin Jackson, R (1, 8) OBP: 0.315, SLG: 0.374	B SL 91 B SI 95 C SI 95 C SI 94 B SL 91 X SI 95 3-2 ② **G6-3**		C SL 89 F SI 95 X CU 83 0-2 ③ **P3**		B SI 93 B SI 92 X SI 93 2-0 ③ **L9**			C FF 94 B FF 96 F FF 95 B SL 87 F FF 95 B SL 90 X FF 95 3-2 24 FC6-4 1B	C SL 85 C CU 79 B FF 97 D SL 84 S CU 85 2-3 ③ **K**	5	0	1	0	0	1	3
24 Miguel Cabrera, R (1, 3) OBP: 0.374, SLG: 0.543	B SI 95 F SI 95 F SL 90 X CU 84 1-2 ③ **F9**			B FF 93 F CU 83 X SI 94 1-1 41 HR 1B		S SL 88 S CH 86 S CU 84 0-3 ① **K**		S FF 94 B FF 95 D CU 77 1 SAFE X SL 89 2-1 ② **FC6-4** 41 WP 1-2f 28 HR		4	2	1	0	0	1	1
41 Victor Martinez, S (1, 10) OBP: 0.383, SLG: 0.596		B SI 92 C SL 89 F SI 94 B CU 84 F CU 84 F CH 87 F CU 83 B CH 88 X SI 95 3-2 ① **L7**		X SI 92 0-0 1-H HR		B SI 94 C CH 86 F CU 82 B FF 94 X SI 94 2-2 ② **F9**		B FF 93 I IN 76 I IN 81 I IN 82 4-0 28 HR 1-2 IBB		3	2	1	2	1	0	0
28 J.D. Martinez, R (1, 7) (9, 9) OBP: 0.348, SLG: 0.615		B SL 90 F SL 90 B SI 96 X SL 90 2-1 9 G6-4-3 1B		X SL 89 0-0 ① **F9**		C CU 82 S CH 86 B SL 90 X CU 84 1-2 2B		X FF 95 0-0 1-H 2-H HR		4	1	3	3	0	0	0
9 Nick Castellanos, R (1, 5) OBP: 0.300, SLG: 0.398		X SI 93 0-0 ② ③ **G6-4-3** 1-2f		B CU 82 X SI 94 1-0 1B		S SL 89 S SL 90 F CU 84 B SI 96 B SL 90 X CU 85 2-2 ③ **L5**		C FF 90 X SL 80 0-1 ③ **G5-3**		4	0	1	0	0	0	2
32 Don Kelly, L (1, 9) OBP: 0.316, SLG: 0.294 20 Rajai Davis, R (9, PH) (9, 7) OBP: 0.322, SLG: 0.399			B SI 92 C SL 89 X SI 94 1-1 30 CS 2B	C SI 94 L CH 85 B SI 94 S SL 88 1-3 ② **K**			B SI 92 C SL 86 S CH 85 B CU 83 X SI 94 2-2 ① **G4-3**		C SL 84 B SI 92 X SL 86 1-1 3 2B	3 1	0 1	1 1	0 0	0 0	1 0	1 0
50 Bryan Holaday, R (1, 2) OBP: 0.329, SLG: 0.348			F SL 88 C SI 95 F CU 82 F FF 94 F SL 89 F FF 94 C CU 84 0-3 ① **K**	F SL 88 S SI 93 B CU 84 B SI 94 C SI 94 2-3 ③ **K**			X SI 95 0-0 3 CS 1B		X SI 92 0-0 ① **B2**	4	0	1	0	0	2	3
30 Eugenio Suárez, R (1, 6) OBP: 0.364, SLG: 0.590			B SI 94 B SL 89 B SI 92 C SI 94 C SL 88 X SI 94 3-2 ② 3 BB 2-3 1B		C SI 93 C SI 93 X SI 93 0-2 ① **G6-3**		D SL 89 C SI 94 C SL 89 B CU 82 F SI 94 X SL 89 2-2 ② **F9**		C CU 84 B FF 95 S CU 85 T SL 86 1-2 ② **K**	4	0	1	0	0	1	2
Inning Stats	R: 0 E: 0 K: 1 S: 9 H: 0 LOB: 0 BB: 0 P: 15	R: 0 E: 0 K: 0 S: 9 H: 1 LOB: 0 BB: 0 P: 14	R: 0 E: 0 K: 1 S: 15 H: 2 LOB: 2 BB: 1 P: 23	R: 2 E: 0 K: 2 S: 11 H: 3 LOB: 1 BB: 0 P: 16	R: 0 E: 0 K: 1 S: 7 H: 0 LOB: 0 BB: 0 P: 10	R: 0 E: 0 K: 1 S: 13 H: 1 LOB: 1 BB: 0 P: 18	R: 0 E: 0 K: 0 S: 8 H: 1 LOB: 0 BB: 0 P: 13	R: 3 E: 0 K: 1 S: 13 H: 2 LOB: 0 BB: 1 P: 25	R: 1 E: 0 K: 2 S: 10 H: 2 LOB: 1 BB: 0 P: 16	1B: 6 2B: 4 3B: 0 HR: 2	SF: 0 SAC: 0 DP: 1 HBP: 0	WP: 1 PB: 0 SB: 0 CS: 2	PA: 39			

TOP

Detroit Tigers @ Cleveland Indians

Progressive Field, Cleveland, OH

Fri Jun 20 2014, 7:08 PM - 10:28 PM EDT

Att. 33,545 - Overcast - 68 F

livebaseballscorecards.com

AB	36
R	6
H	12
RBI	6
BB	2
SO	9
LOB	12

PITCHER		IP	WLS	BF	H	R	ER	SO	BB	IBB	HBP	BLK	WP	HR	S	P	ERA	WHIP
28 Corey Kluber, R ERA: 3.3	(1, 1)	7.0	L	27	8	2	2	6	1	0	0	0	0	1	72	109	2.57	1.286
44 John Axford, R ERA: 3.99	(8, 1)	0.2		5	2	3	3	1	0	1	0	0	1	1	11	23	40.50	3.000
52 Vinnie Pestano, R ERA: 12.0	(8, 1)	0.1		1	0	0	0	0	0	0	0	0	0	0	2	2	0.00	0.000
35 Marc Rzepczynski, L ERA: 3.76	(9, 1)	0.1		2	1	1	1	0	0	0	0	0	0	0	3	4	27.00	3.000
59 Carlos Carrasco, R ERA: 4.34	(9, 1)	0.2		3	1	0	0	2	0	0	0	0	0	0	7	12	0.00	1.500

PITCHER	IP	WLS	BF	H	R	ER	SO	BB	IBB	HBP	BLK	WP	HR	S	P	ERA	WHIP

BOTTOM

Detroit Tigers @ Cleveland Indians

Progressive Field, Cleveland, OH

Fri Jun 20 2014, 7:08 PM - 10:28 PM EDT

Att. 33,545 - Overcast - 68 F

livebaseballscorecards.com

Batter	1	2	3	4	5	6	7	8	9	AB	R	H	RBI	BB	SO	LOB
24 Michael Bourn, L (1, 8) OBP: 0.308, SLG: 0.359	C FF 92 F FF 92 X CH 83 0-2 ① G3-1	B CH 83 S CH 83 F CU 78 X CH 83 1-2 ② L9				L CH 80 B CU 77 F FF 90 X CU 78 1-2 13 G3-6-3 1B		B FF 90 B FF 90 C FF 89 F FF 90 B CU 77 X FF 91 3-2 1-2 13 HR 1B	B SI 92 F FF 93 B CU 84 C SI 92 D SL 87 F FF 93 T FF 92 3-2 ③ 1-2 K	5	1	2	0	0	1	3
13 Asdrúbal Cabrera, S (1, 6) OBP: 0.320, SLG: 0.412	S FF 92 B FF 88 C SI 91 F FF 92 B CU 81 F FF 93 F SI 91 S FF 92 2-3 ② K	C SI 90 C FF 91 D CU 80 X FF 92 1-2 ③ P6				X SI 87 0-0 ①② G3-6-3 1-2f		C FF 90 F FF 91 X CU 78 0-2 1-H 2-H HR		4	1	1	3	0	1	3
22 Jason Kipnis, L (1, 4) OBP: 0.342, SLG: 0.356	B FF 91 C CH 84 B FF 92 F CH 84 F FF 93 X CU 80 2-2 ③ G4-3			B SI 89 C SI 90 C CU 77 B SI 91 F CH 82 X CH 82 2-2 ① G4-3		C FF 89 B SI 90 B CU 79 X CH 82 2-1 41 1B 1B		C CU 76 X FF 91 0-1 ① F7		4	0	1	0	0	0	0
41 Carlos Santana, S (1, 3) OBP: 0.355, SLG: 0.371		C SI 91 C CH 82 B SI 92 B CH 81 B SI 93 F CH 83 C SI 92 3-3 ① K		F FF 91 F SI 91 F CU 78 F SI 91 B CU 80 B SI 91 B CH 82 S SI 91 3-3 ② K		B SI 88 1 SAFE B SI 88 B SI 89 C SI 89 X SI 89 3-1 1-3 1B		B CH 82 B FF 92 X FF 90 2-0 HR		4	1	2	1	0	2	0
8 Lonnie Chisenhall, L (1, 5) OBP: 0.423, SLG: 0.581		C FF 92 F SI 90 B SL 86 F SL 90 B FF 91 X SI 91 2-2 33 G4-6-3 1B		F SI 90 B SL 85 B FF 90 F CH 81 B CU 79 B CH 82 4-2 BB		X CH 83 0-0 ③ P4		B FF 91 C CU 77 F FF 91 F CU 79 F CU 79 F FF 92 B CU 78 B CU 77 F FF 92 3-3 C FF 90 ② K		3	0	1	0	1	1	2
33 Nick Swisher, S (1, 10) OBP: 0.287, SLG: 0.322		B CU 77 T SI 91 X SI 91 1-1 ②③ G4-6-3 1-2f		C SI 90 B FF 91 B CU 78 F CH 82 1 SAFE X FF 92 2-2 ③ G6-3			F SI 93 C SI 94 B FF 95 F SL 87 S SL 86 1-3 ① K	B CU 78 F CU 77 S SL 84 B FF 95 S SL 84 2-3 ③ K		4	0	0	0	0	2	2
7 David Murphy, L (1, 9) OBP: 0.322, SLG: 0.396			C FF 90 F CU 80 B SI 92 X CU 78 1-2 ① F7		C SI 88 F FF 90 X CH 81 0-2 ① G4-3		B SL 84 X SI 94 1-0 ② G4-3		B SI 91 C SI 92 X CU 84 1-1 ① G4-3	4	0	0	0	0	0	0
10 Yan Gomes, R (1, 2) OBP: 0.310, SLG: 0.404			C CU 78 T SI 90 F FF 93 F SI 91 X FF 91 0-2 4 1B 1B		X SI 88 0-0 ② G4-3		B SI 95 B SL 84 C SL 84 C SL 84 S SL 85 2-3 ③ K		B FF 93 F CU 82 F SL 88 S FF 93 1-3 ② K	4	0	1	0	0	2	0
4 Mike Aviles, R (1, 7) OBP: 0.281, SLG: 0.350 23 Michael Brantley, L (9, PH) OBP: 0.393, SLG: 0.521			C SI 90 B CU 78 1 SAFE X SI 90 1-1 1-2 1B		B SL 86 B FF 90 X SI 88 2-0 ③ L8			C FF 90 F FF 92 F FF 90 F FF 93 B CH 84 X FF 93 1-2 24 1B 13 HR 1B	B SI 91 B CU 84 B CH 87 C FF 92 X FF 93 3-1 24 DI 1B	3 1	1 0	2 1	0 0	0 0	0 0	0 0
Inning Stats	R: 0 E: 0 K: 1 S: 13 H: 0 LOB: 0 BB: 0 P: 17	R: 0 E: 0 K: 1 S: 10 H: 1 LOB: 0 BB: 0 P: 16	R: 0 E: 0 K: 0 S: 16 H: 2 LOB: 2 BB: 0 P: 20	R: 0 E: 0 K: 1 S: 14 H: 0 LOB: 1 BB: 1 P: 25	R: 0 E: 0 K: 0 S: 5 H: 0 LOB: 0 BB: 0 P: 7	R: 0 E: 0 K: 0 S: 9 H: 3 LOB: 2 BB: 0 P: 15	R: 0 E: 0 K: 2 S: 8 H: 0 LOB: 0 BB: 0 P: 12	R: 4 E: 0 K: 2 S: 24 H: 4 LOB: 0 BB: 0 P: 35	R: 0 E: 0 K: 2 S: 11 H: 1 LOB: 1 BB: 0 P: 19	1B: 9 2B: 0 3B: 0 HR: 2 SF: 0 SAC: 0 DP: 2 HBP: 0						

AB	36
R	4
H	11
RBI	4
BB	1
SO	9
LOB	10

WP: 0 PA: 37
PB: 0
SB: 0
CS: 0

PITCHER		IP	WLS	BF	H	R	ER	SO	BB	IBB	HBP	BLK	WP	HR	S	P	ERA	WHIP
21 Rick Porcello, R ERA: 3.76	(1, 1)	6.0	W	23	6	0	0	3	1	0	0	0	0	0	67	100	0.00	1.167
62 Al Alburquerque, R ERA: 2.93	(7, 1)	1.0	H	3	0	0	0	2	0	0	0	0	0	0	8	12	0.00	0.000
46 Ian Krol, L ERA: 4.32	(8, 1)	0.2		6	4	4	4	1	0	0	0	0	0	2	21	30	54.00	6.000
44 Joba Chamberlain, R ERA: 2.84	(8, 1)	0.1	H	1	0	0	0	1	0	0	0	0	0	0	3	5	0.00	0.000
36 Joe Nathan, R ERA: 6.08	(9, 1)	1.0	S	4	1	0	0	2	0	0	0	0	0	0	11	19	0.00	1.000

PITCHER	IP	WLS	BF	H	R	ER	SO	BB	IBB	HBP	BLK	WP	HR	S	P	ERA	WHIP

Batter	1	2	3	4	5	6	7	8	9	10	AB	R	H	RBI	BB	SO	LOB
3 Ian Kinsler, R (1, 4) OBP: 0.322, SLG: 0.456	C FF 93 C FF 92 B ST 81 T ST 80 1-2 ① **K**		X FF 93 0-0 ① **F9**		1 SAFE 1 SAFE B FF 93 X FF 94 1-0 ① **P6**		B FF 96 X FF 96 1-0 **HR**			C FF 95 C FF 95 X KC 87 0-2 14 SH5-3 24 2B 1B	5	2	2	1	0	1	1
14 Austin Jackson, R (1, 8) OBP: 0.314, SLG: 0.369	C FF 94 X FF 93 0-1 ② **F9**		B FF 94 B FF 94 B FF 93 B FF 94 4-0 **BB**		C FF 94 C FF 95 B ST 82 S ST 82 1-3 ②③ **K** 1-2		C FF 93 L SL 90 B FF 93 B SL 90 F SL 90 F CU 80 X SL 88 2-2 ② **F9**			X FF 95 0-0 ① **SH5-3** 1-2	3	0	0	0	1	1	1
24 Miguel Cabrera, R (1, 3) OBP: 0.374, SLG: 0.548	B FF 93 B FF 93 C FF 93 B ST 79 X FF 94 3-1 ③ **F9**		B ST 78 1 SAFE C ST 79 B FF 94 1 SAFE X FF 94 2-1 ② **F8**			B ST 80 X ST 80 1-0 41 1B 2B	S SL 88 B FF 94 S SL 89 B FF 95 X SL 90 2-2 ③ **L3**			D KC 87 X FF 96 1-0 2-H 2B	5	1	2	1	0	0	1
41 Victor Martinez, S (1, 10) OBP: 0.387, SLG: 0.606		B FF 92 X FF 93 1-0 **HR**	B CH 85 C FC 89 X ST 82 1-1 ③ **P5**			C CH 89 B FC 84 B FF 93 X CH 86 2-1 2-H 1B		C FF 92 C SL 88 X CU 81 0-2 ① **G5-3**		I IN 68 I IN 68 I IN 70 I IN 72 4-0 28 G6-4-3 IBB	4	1	2	2	1	0	1
28 J.D. Martinez, R (1, 9) OBP: 0.342, SLG: 0.596		B ST 78 F FF 92 B FF 93 F ST 78 F KC 76 B KC 78 F FF 94 X SL 83 3-2 13 F8 9 1B 1B		X FF 94 0-0 ① **F8**		F ST 79 B FF 94 X FF 95 1-1 ① **F8**		B SL 88 S SL 89 C CU 80 C FF 94 1-3 ② **K**		C KC 86 X KC 86 0-1 ②③ **G6-4-3** 1-2f	5	0	1	0	0	1	3
9 Nick Castellanos, R (1, 5) OBP: 0.300, SLG: 0.396 32 Don Kelly, L (9, 5) OBP: 0.316, SLG: 0.294		D ST 80 F FF 93 X FF 94 1-1 **1B** 1-2		C FF 94 F SI 95 F KC 79 F KC 80 B FF 96 B ST 83 X FF 96 2-2 ② **G5-3**		B ST 80 F FF 94 B FF 94 X FF 95 2-1 ② **F9**		C SL 88 B FF 94 S SL 89 B FF 94 F SL 89 S CU 82 2-3 ③ **K**			4 0	0 0	1 0	0 0	0 0	1 0	1 0
13 Alex Avila, L (1, 2) OBP: 0.338, SLG: 0.349		B FF 94 C CH 87 X FF 94 1-1 ① **F8** 2-3		B CH 83 B FF 94 B FF 95 X FF 96 3-0 **1B**		C ST 80 F FF 94 C KC 78 0-3 ③ **K**			B FF 89 C FF 90 S SL 80 B FF 92 C FF 91 2-3 ① **K**		4	0	1	0	0	2	3
30 Eugenio Suárez, R (1, 6) OBP: 0.333, SLG: 0.535		S FF 94 F FF 96 C ST 81 0-3 ② **K**		C ST 79 F FF 94 B KC 78 X ST 80 1-2 ③ **L8**			B FF 94 C FF 93 F ST 80 S KC 79 1-3 ① **K2-3**		C SI 90 F FF 90 X FF 91 0-2 ② **F8**		4	0	0	0	0	2	3
20 Rajai Davis, R (1, 7) OBP: 0.326, SLG: 0.413		D ST 80 B FF 95 B FF 95 C SI 95 X FF 95 3-1 ③ **F8**			B FF 93 B FF 93 B FF 93 C FF 94 L FF 94 F FF 94 B FF 96 4-2 14 CS BB		B ST 80 C FF 94 F FF 95 X KC 79 1-2 **HR**			F FF 91 S FF 91 B FF 90 S FF 91 1-3 ③ **K**	3	1	1	1	1	1	2
Inning Stats	R: 0 E: 0 K: 1 S: 7 H: 0 LOB: 0 BB: 0 P: 11	R: 1 E: 0 K: 1 S: 15 H: 3 LOB: 2 BB: 0 P: 24	R: 0 E: 0 K: 0 S: 5 H: 0 LOB: 1 BB: 1 P: 12	R: 0 E: 0 K: 0 S: 10 H: 1 LOB: 1 BB: 0 P: 16	R: 0 E: 0 K: 1 S: 7 H: 0 LOB: 0 BB: 1 P: 13	R: 1 E: 0 K: 1 S: 10 H: 2 LOB: 1 BB: 0 P: 16	R: 2 E: 0 K: 1 S: 15 H: 2 LOB: 0 BB: 0 P: 22	R: 0 E: 0 K: 2 S: 10 H: 0 LOB: 0 BB: 0 P: 13	R: 0 E: 0 K: 2 S: 9 H: 0 LOB: 0 BB: 0 P: 12	R: 1 E: 0 K: 0 S: 7 H: 2 LOB: 1 BB: 1 P: 12	1B: 5 2B: 2 3B: 0 HR: 3 SF: 0 SAC: 1 DP: 1 HBP: 0						

PITCHER		IP	WLS	BF	H	R	ER	SO	BB	IBB	HBP	BLK	WP	HR	S	P	ERA	WHIP
47 Trevor Bauer, R ERA: 4.4	(1, 1)	6.1		28	8	4	4	5	2	0	0	0	0	3	61	102	5.68	1.579
48 Scott Atchison, R ERA: 3.27	(7, 1)	1.2		5	0	0	0	2	0	0	0	0	0	0	18	25	0.00	0.000
57 Kyle Crockett, L ERA: 1.17	(9, 1)	0.1		1	0	0	0	1	0	0	0	0	0	0	3	5	0.00	0.000
52 Vinnie Pestano, R ERA: 9.82	(9, 1)	0.2		2	0	0	0	1	0	0	0	0	0	0	6	7	0.00	0.000
37 Cody Allen, R ERA: 2.78	(10, 1)	1.0	L	5	2	1	1	0	0	1	0	0	0	0	7	12	9.00	2.000

PITCHER	IP	WLS	BF	H	R	ER	SO	BB	IBB	HBP	BLK	WP	HR	S	P	ERA	WHIP

TOP

Detroit Tigers @ Cleveland Indians

Progressive Field, Cleveland, OH

Sat Jun 21 2014, 7:18 PM - 10:59 PM EDT

Att. 40,712 - Clear - 69 F

livebaseballscorecards.com

AB	37
R	5
H	10
RBI	5
BB	3
SO	9
LOB	16

WP: 0 PA: 41
PB: 0
SB: 0
CS: 1

Batter	1	2	3	4	5	6	7	8	9	10	AB	R	H	RBI	BB	SO	LOB
24 Michael Bourn, L (1, 8) OBP: 0.310, SLG: 0.357	F FF 91 C FF 93 X CU 79 0-2 ① G3		L FF 93 B SL 88 S CH 83 B CU 81 C SL 88 2-3 ② K		B CU 81 B FF 95 S CH 85 C FF 95 B SL 90 S CH 85 3-3 ② K			F FF 93 B SI 93 S SL 84 H SL 86 2-2 13 2B HBP	B SI 91 C CU 83 S SL 88 B SL 86 X FF 93 2-2 1-2 3-H 1B		4	1	1	1	0	2	1
13 Asdrúbal Cabrera, S (1, 6) OBP: 0.325, SLG: 0.419	S FF 93 B CU 79 F FF 94 F FF 94 C CU 80 1-3 ② K		B CH 83 C FF 94 B FF 94 X FF 93 2-1 1B		X CH 86 0-0 1-2 1B			B SI 91 B SI 92 X SI 92 2-0 23 G6-3 1-H 2B	X CU 84 0-0 ③ G3-1		5	0	3	1	0	1	2
23 Michael Brantley, L (1, 7) OBP: 0.386, SLG: 0.511	C FF 93 F FF 94 B CH 86 X FF 95 1-2 ③ L9		B CH 84 X CH 86 1-0 ③ F9		X FF 87 0-0 ③ L4			X CU 78 0-0 ① G6-3 2-3		B FF 96 C FF 96 F SL 80 S SI 95 1-3 ① K	5	0	0	0	0	1	4
22 Jason Kipnis, L (1, 4) OBP: 0.333, SLG: 0.346		B FF 91 F FF 90 X FF 92 1-1 ① L7		C CH 83 F CH 84 B CU 80 B CH 86 B CU 80 X CH 84 3-2 ① G3-1		C FF 93 B CH 84 X CH 84 1-1 ① G3-1		B CU 78 X FC 86 1-0 ② G5-3		B FF 96 B FF 96 F FF 96 F FF 97 F SL 82 S SL 80 2-3 ② K	5	0	0	0	0	1	1
41 Carlos Santana, S (1, 3) OBP: 0.356, SLG: 0.384		B FF 93 F CH 84 B FF 94 F FF 92 F FF 94 X CU 79 2-2 ② F7		C CU 79 X FF 94 0-1 HR		C FF 94 F SL 88 B FF 95 F FF 95 B CU 81 F CU 81 S FF 95 2-3 ② K		B CH 80 X CH 80 1-0 ③ G5-3		B CH 85 X SI 95 1-0 1B	5	1	2	1	0	1	1
8 Lonnie Chisenhall, L (1, 5) OBP: 0.417, SLG: 0.577		B FF 93 F FF 94 B CU 79 B FF 95 X FF 93 3-1 33 2B 2B		F FF 94 S FF 95 B FF 95 F FF 95 B FF 96 S SL 89 2-3 ② K		X CU 78 0-0 ③ F7			B FF 91 C SL 86 T SI 92 F SL 87 C SI 92 1-3 ① K	B FF 97 C FF 96 S FF 96 F FF 97 F SL 80 S SL 79 1-3 ③ K	5	1	1	0	0	3	1
33 Nick Swisher, S (1, 10) OBP: 0.287, SLG: 0.326		C FF 94 F FF 95 X CU 82 0-2 2-H 2B		C CH 84 F CU 80 S SL 89 0-3 ③ K			S FF 93 F SL 87 C CH 85 0-3 ① K		B SI 92 B SI 92 B SI 92 F SI 93 F SI 90 F FF 93 S SL 87 3-3 ② K		4	0	1	1	0	3	0
7 David Murphy, L (1, 9) OBP: 0.325, SLG: 0.395		F FF 95 X CH 85 0-1 ③ G4-3			B CH 84 B FF 93 B FF 93 B FF 91 4-0 10 FC5-4 BB		C FF 95 X CU 80 0-1 ② L7		B SI 91 C SI 92 F SI 93 B SL 86 B SL 87 X CU 82 3-2 10 1B 24 1B 1B		3	1	1	0	1	0	1
10 Yan Gomes, R (1, 2) OBP: 0.309, SLG: 0.401			F FF 92 B FF 93 F FF 94 S CU 80 1-3 ① K		1 SAFE F SL 87 1 SAFE 1 SAFE F FF 95 1 SAFE X FF 94 0-2 1-2f FC5-4 13 1B		B CU 79 C FF 94 C CU 80 B SL 90 B FF 95 X SL 87 3-2 ③ F9		1 SAFE B CU 83 S CU 83 F FF 92 1 SAFE B FF 91 F FF 93 D SL 88 F FF 93 3-2 X CU 83 1-3 24 1B 1B		4	0	1	0	0	1	1
Inning Stats	R: 0 H: 0 E: 0 LOB: 0 K: 1 BB: 0 S: 10 P: 12	R: 1 H: 2 E: 0 LOB: 1 K: 0 BB: 0 S: 13 P: 19	R: 0 H: 1 E: 0 LOB: 1 K: 2 BB: 0 S: 9 P: 15	R: 1 H: 1 E: 0 LOB: 0 K: 2 BB: 0 S: 12 P: 17	R: 0 H: 1 E: 0 LOB: 2 K: 1 BB: 1 S: 8 P: 15	R: 0 H: 0 E: 0 LOB: 0 K: 1 BB: 0 S: 8 P: 11	R: 0 H: 0 E: 0 LOB: 0 K: 1 BB: 0 S: 8 P: 11	R: 1 H: 1 E: 0 LOB: 1 K: 0 BB: 0 S: 6 P: 12	R: 1 H: 3 E: 0 LOB: 2 K: 2 BB: 0 S: 20 P: 32	R: 0 H: 1 E: 0 LOB: 1 K: 3 BB: 0 S: 13 P: 18	1B: 6 2B: 3 3B: 0 HR: 1	SF: 0 SAC: 0 DP: 0 HBP: 1		WP: 0 PB: 0 SB: 0 CS: 0	PA: 42		

PITCHER		IP	WLS	BF	H	R	ER	SO	BB	IBB	HBP	BLK	WP	HR	S	P	ERA	WHIP
35 Justin Verlander, R ERA: 4.82	(1, 1)	7.0		27	5	2	2	8	1	0	0	0	0	1	68	100	2.57	0.857
62 Al Alburquerque, R ERA: 3.25	(8, 1)	0.0		2	1	1	1	0	0	0	1	0	0	0	3	7	∞	∞
65 Blaine Hardy, L ERA:	(8, 1)	1.0	H	3	0	0	0	0	0	0	0	0	0	0	3	5	0.00	0.000
36 Joe Nathan, R ERA: 6.18	(9, 1)	1.0	W	6	3	1	1	2	0	0	0	0	0	0	20	32	9.00	3.000
40 Phil Coke, L ERA: 5.81	(10, 1)	1.0	S	4	1	0	0	3	0	0	0	0	0	0	13	18	0.00	1.000

PITCHER	IP	WLS	BF	H	R	ER	SO	BB	IBB	HBP	BLK	WP	HR	S	P	ERA	WHIP

BOTTOM

Detroit Tigers @ Cleveland Indians

Progressive Field, Cleveland, OH

Sat Jun 21 2014, 7:18 PM - 10:59 PM EDT

Att. 40,712 - Clear - 69 F

livebaseballscorecards.com

AB	40
R	4
H	10
RBI	4
BB	1
SO	13
LOB	12

Detroit Tigers @ Cleveland Indians

Progressive Field, Cleveland, OH

Sun Jun 22 2014, 1:07 PM - 4:51 PM EDT

Att. 26,023 - Sunny - 72 F

TOP

livebaseballscorecards.com

Batter	1	2	3	4	5	6	7	8	9	AB	R	H	RBI	BB	SO	LOB
3 Ian Kinsler, R (1, 4) OBP: 0.326, SLG: 0.462 30 Eugenio Suárez, R (9, PH) OBP: 0.327, SLG: 0.523 (9, 6)	F FF 90 B FF 90 X FC 85 1-1 ① P4		X FF 88 0-0 14 G6-3 24 1B 2B		C CU 73 0-2 14 1B 14 S 24 E 1B F CH 80 0-2 14 1B 2-H 1B X FF 88		C SL 84 F SI 94 S SL 85 0-3 ② K		B FC 93 S FC 93 F FC 92 B SL 81 F SL 82 B FC 94 S FC 93 3-3 ③ K	5 2 3 1 0 1 0 1 0 0 0 0 1 1						
14 Austin Jackson, R (1, 8) OBP: 0.315, SLG: 0.367	C FF 91 B FC 86 S FF 92 B FF 92 B FF 90 S FC 86 3-3 ② K		B FF 88 X FC 83 1-0 ① G6-3 2-3		D FC 86 3-2 41 E 24 E 28 2B 1-3 1B B FF 93 4-2 1-2 BB		B FF 96 F FF 94 B SI 93 F FF 95 S CU 80 2-3 ③ K			4 1 1 0 1 2 1						
24 Miguel Cabrera, R (1, 3) OBP: 0.376, SLG: 0.558 32 Don Kelly, L (8, PH) OBP: 0.313, SLG: 0.291 (8, 3)	C FF 92 B FF 91 S FC 86 B CU 78 B FF 92 F FC 85 F FF 91 X FC 86 3-2 HR		S CU 74 X FF 89 0-1 28 FC5-4 3-H 1B		1 SAFE 0-0 1 SAFE E6 41 E 28 2B 1-2 3-H F FF 94 3-2 G4-3			B FF 93 B FF 93 F SI 92 S FF 94 S FF 95 2-3 ① K		4 2 2 3 0 0 3 1 0 0 0 0 1 0						
41 Victor Martinez, S (1, 10) OBP: 0.384, SLG: 0.597	B FF 91 B FF 91 B SI 86 C FF 90 B FC 87 4-1 28 BB BB		C CH 81 F FC 86 F FF 89 S CU 76 0-3 ② K		D CU 74 X FF 87 1-0 E8 28 2B 9 2B 1-2 2-3	T SI 94 B CU 82 F CH 88 X SI 95 1-2 ① F8		B CU 82 F SI 95 B SI 96 B SL 87 X SI 95 3-1 ② G5-3		4 1 0 0 1 1 3						
28 J.D. Martinez, R (1, 9) OBP: 0.344, SLG: 0.593	B FF 91 C FC 86 F FC 86 F CU 77 B CU 76 D FF 91 B FC 84 4-2 1-2 BB		S CH 80 1 SAFE D FC 85 X FC 85 1-1 ③ FC5-4 1-2f		X FC 84 0-0 9 2B 2B 1-3 2-H 3-H	B FF 94 F SL 86 B FF 94 S SI 92 F SL 84 X SI 96 2-2 ② F9		C SL 85 B SL 85 C FF 96 X SL 87 1-2 E5		4 1 1 2 1 0 1						
9 Nick Castellanos, R (1, 5) OBP: 0.306, SLG: 0.406	S FC 85 B CU 76 D FF 91 S FC 84 X FC 85 2-2 ③ L7			C FF 87 C CU 74 B FC 84 X FC 82 1-2 17 WP 2B	B FF 88 B FC 86 B FF 89 C FF 89 S FC 85 X CU 74 3-2 13 G4-3 17 1B 2-H 3-H 2B	S CU 85 B SI 94 B SI 94 B SL 85 F FF 94 B CU 84 4-2 13 2B BB		S SL 85 B FF 91 B FF 92 S SL 85 C SL 83 2-3 ③ K		4 2 2 2 1 1 3						
13 Alex Avila, L (1, 2) OBP: 0.340, SLG: 0.356		C FF 88 L FC 85 S CU 74 0-3 ① K		B FF 87 S CH 79 C FF 87 T CH 79 1-2 ① K	C FF 88 F SL 81 F SL 82 F FF 90 B SL 79 X FF 91 1-2 ① G4-3 2-3	B FF 94 S FF 93 B CH 86 B CH 87 X SI 92 3-1 1-H 2B			C FF 90 F SL 85 B SL 84 F SL 83 F FF 92 X SL 84 1-2 17 FC6-4 1B	5 0 2 1 0 2 2						
17 Andrew Romine, S (1, 6) OBP: 0.271, SLG: 0.262 (9, 4)		X CH 81 0-0 ② G4-3		C FF 87 C FC 84 B CU 74 C CU 74 1-3 ② K 2-3	B FF 90 B CH 82 B FF 89 C FF 88 F FF 88 F FF 90 X FF 89 3-2 20 G4-3 3 1B 3-H 1B	C FF 94 X FF 94 0-1 ③ G6-3			X FF 91 0-0 ① FC6-4 20 FC4-6 1-2f	5 1 1 1 0 1 3						
20 Rajai Davis, R (1, 7) OBP: 0.318, SLG: 0.403		B FF 90 B FF 90 X FF 89 2-0 ③ P6		X FC 84 0-0 ③ F8	F FF 94 B FF 94 S SL 86 X FF 96 1-2 ② G4-3 1-2		B FF 94 X FF 94 1-0 ① G5-3		F FC 92 B FC 93 F SL 82 X FC 93 1-2 ② FC4-6 1-2f	5 0 0 0 0 0 3						
Inning Stats	R: 1 H: 1 E: 0 LOB: 2 K: 1 BB: 2 S: 17 P: 34	R: 0 H: 0 E: 0 LOB: 0 K: 1 BB: 0 S: 5 P: 7	R: 1 H: 2 E: 0 LOB: 1 K: 1 BB: 0 S: 10 P: 12	R: 0 H: 1 E: 0 LOB: 1 K: 2 BB: 0 S: 10 P: 13	R: 7 H: 6 E: 2 LOB: 2 K: 0 BB: 1 S: 34 P: 53	R: 1 H: 1 E: 0 LOB: 1 K: 0 BB: 1 S: 13 P: 23	R: 0 H: 0 E: 0 LOB: 0 K: 2 BB: 0 S: 7 P: 10	R: 0 H: 0 E: 1 LOB: 1 K: 2 BB: 0 S: 11 P: 19	R: 0 H: 1 E: 0 LOB: 1 K: 1 BB: 0 S: 13 P: 18	1B: 6 SF: 0 2B: 5 SAC: 0 3B: 0 DP: 0 HR: 1 HBP: 0						

	AB	42
	R	10
	H	12
	RBI	10
	BB	4
	SO	10
	LOB	20

WP: 1 PA: 46
PB: 0
SB: 1
CS: 0

PITCHER		IP	WLS	BF	H	R	ER	SO	BB	IBB	HBP	BLK	WP	HR	S	P	ERA	WHIP
43 Josh Tomlin, R ERA: 4.39	(1, 1)	4.0	L	24	8	8	6	5	2	0	0	0	1	1	54	85	13.50	2.500
57 Kyle Crockett, L ERA: 2.25	(5, 1)	0.1		2	1	0	0	0	0	0	0	0	0	0	9	13	0.00	3.000
44 John Axford, R ERA: 3.9	(5, 1)	0.2		4	1	1	0	0	1	0	0	0	0	0	13	21	0.00	3.000
59 Carlos Carrasco, R ERA: 4.28	(6, 1)	2.2		11	1	1	1	3	1	0	0	0	0	0	28	47	3.38	0.750
54 Mark Lowe, R ERA: 2.7	(8, 1)	0.2		3	1	0	0	1	0	0	0	0	0	0	9	12	0.00	1.500

PITCHER		IP	WLS	BF	H	R	ER	SO	BB	IBB	HBP	BLK	WP	HR	S	P	ERA	WHIP
27 Bryan Shaw, R ERA: 2.34	(9, 1)	0.2		2	0	0	0	1	0	0	0	0	0	0	7	11	0.00	0.000

Detroit Tigers @ Cleveland Indians

Progressive Field, Cleveland, OH

Sun Jun 22 2014, 1:07 PM - 4:51 PM EDT

Att. 26,023 - Sunny - 72 F

BOTTOM

Batter	1	2	3	4	5	6	7	8	9	AB	R	H	RBI	BB	SO	LOB
24 Michael Bourn, L (1, 8) OBP: 0.316, SLG: 0.357	C FF 91 B CU 75 F CU 77 B SL 85 F FF 94 B CU 78 D FF 95 4-2 23 1B BB		B CH 82 B CH 84 F FF 93 1 SAFE F FF 92 B CH 84 B FF 94 4-2 1-2 BB		X FF 92 0-0 ② FC6-4 13 1B 23 2B 1-2f		C FF 90 X CU 79 0-1 ② G3-1		F SI 95 X FF 95 0-1 13 1B 23 2B 1-2 1B	3	2	1	0	2	0	1
13 Asdrúbal Cabrera, S (1, 6) OBP: 0.326, SLG: 0.419	S CH 83 F FF 93 1 SAFE T FF 93 0-2 ① K		L CU 78 B FF 93 B CU 78 F CH 84 F SL 87 F FF 95 B CH 84 C CH 86 3-3 ① K		F CH 84 B FF 95 X FF 93 1-1 23 2B 1-3 1B		X FF 88 0-0 ③ F8		F SI 96 X SL 86 0-1 23 2B 1-3 2-H 1B	5	1	2	1	0	2	3
23 Michael Brantley, L (1, 7) OBP: 0.390, SLG: 0.520	C FF 91 B FF 93 1 SAFE X CH 84 1-1 1-2 1B		X FF 94 0-0 ② F6		B FF 94 X CH 86 1-0 1-3 3-H 2B			B SI 92 C FF 93 F SL 84 S SL 85 1-3 ① K	X SI 95 0-0 1-H 3-H 2B	5	0	3	3	0	1	2
22 Jason Kipnis, L (1, 4) OBP: 0.325, SLG: 0.337	B CH 84 C CH 86 B CH 84 S FF 93 B FF 94 S CH 84 3-3 ② K		C FF 94 B FF 94 S FF 94 D CH 85 F FF 95 B CH 85 X CH 86 3-2 ③ G4-3		F FF 94 B CU 80 B FF 95 C FF 94 B FF 95 S FF 96 3-3 ③ K			B SI 92 C SI 92 X SI 93 1-1 ② L6	C FF 96 S FF 96 B SI 96 T SI 97 1-2 ③ K	5	0	0	0	0	3	7
41 Carlos Santana, S (1, 3) OBP: 0.354, SLG: 0.382	B FF 94 C CU 79 T FF 94 S FF 96 1-3 ③ K			B FF 92 C CU 77 C FF 93 X CH 84 1-2 ① G4-3		F FF 90 F FF 92 B FF 95 F FF 95 F CU 79 S CH 85 1-3 ① K		B FF 91 X FF 92 1-0 1B		4	0	1	0	0	2	2
8 Lonnie Chisenhall, L (1, 5) OBP: 0.410, SLG: 0.565		C CU 77 X FF 92 0-1 ① F7		B FF 92 C CH 82 X CU 79 1-1 ② F7		B FF 93 X FF 93 1-0 ② L1-3		X SI 91 0-0 ③ G3		4	0	0	0	0	0	1
33 Nick Swisher, S (1, 10) OBP: 0.286, SLG: 0.329		S FF 91 C FF 93 B FF 94 F SL 87 S CH 87 1-3 ② K		C CH 82 F FF 94 B FF 94 F CU 80 B CH 85 S CH 84 2-3 ③ K		X CH 82 0-0 2B			S SI 93 F SI 94 B SI 94 B SI 95 F SI 95 S SL 87 2-3 ① K	4	0	1	0	0	3	0
7 David Murphy, L (1, 9) OBP: 0.320, SLG: 0.388		B CH 84 B CH 86 C FF 93 X CH 84 2-1 ③ G3-1			C FF 90 F FF 92 B SL 87 F FF 93 F FF 94 F CH 83 X CU 77 1-2 ① F8	C CH 84 C CU 79 D CH 84 B FF 95 F FF 93 F CH 85 F CU 80 X CU 78 2-2 ③ G4-3			X SI 94 0-0 ② L6	4	0	0	0	0	0	1
10 Yan Gomes, R (1, 2) OBP: 0.315, SLG: 0.406 53 George Kottaras, L (7, 2) OBP: 0.500, SLG: 1.071			B FF 91 C FF 93 F FF 93 B CH 86 F FF 94 X CU 79 2-2 24 BB 1B		C FF 91 C CU 76 X SL 86 0-2 24 FC6-4 1B		C FF 89 B FC 86 B FF 89 F FF 89 S CU 79 2-3 ① K		B SI 95 X SI 95 1-0 24 1B 13 1B 1B	2 2	0 1	2 1	0 0	0 1	0 0	0 0
Inning Stats	R: 0 E: 0 K: 3 S: 14 H: 1 LOB: 2 BB: 1 P: 23	R: 0 E: 0 K: 1 S: 8 H: 0 LOB: 0 BB: 0 P: 11	R: 0 E: 0 K: 1 S: 16 H: 1 LOB: 2 BB: 1 P: 28	R: 0 E: 0 K: 1 S: 9 H: 0 LOB: 0 BB: 0 P: 13	R: 1 E: 0 K: 1 S: 16 H: 3 LOB: 2 BB: 0 P: 22	R: 0 E: 0 K: 1 S: 13 H: 1 LOB: 1 BB: 0 P: 17	R: 0 E: 0 K: 1 S: 6 H: 0 LOB: 0 BB: 0 P: 8	R: 0 E: 0 K: 1 S: 7 H: 1 LOB: 1 BB: 0 P: 10	R: 3 E: 0 K: 2 S: 14 H: 4 LOB: 1 BB: 0 P: 18	1B: 8 2B: 3 3B: 0 HR: 0 SF: 0 SAC: 0 DP: 0 HBP: 0						

livebaseballscorecards.com

AB	38
R	4
H	11
RBI	4
BB	2
SO	12
LOB	17

PITCHER		IP	WLS	BF	H	R	ER	SO	BB	IBB	HBP	BLK	WP	HR	S	P	ERA	WHIP
37 Max Scherzer, R ERA: 3.71	(1, 1)	6.0	W	26	6	1	1	8	2	0	0	0	0	0	76	114	1.50	1.333
65 Blaine Hardy, L ERA:	(7, 1)	1.0		3	0	0	0	1	0	0	0	0	0	0	6	8	0.00	0.000
63 Patrick McCoy, L ERA:	(8, 1)	1.0		4	1	0	0	1	0	0	0	0	0	0	7	10	0.00	1.000
55 Chad Smith, R ERA: 27.0	(9, 1)	1.0		7	4	3	3	2	0	0	0	0	0	0	14	18	27.00	4.000

PITCHER	IP	WLS	BF	H	R	ER	SO	BB	IBB	HBP	BLK	WP	HR	S	P	ERA	WHIP

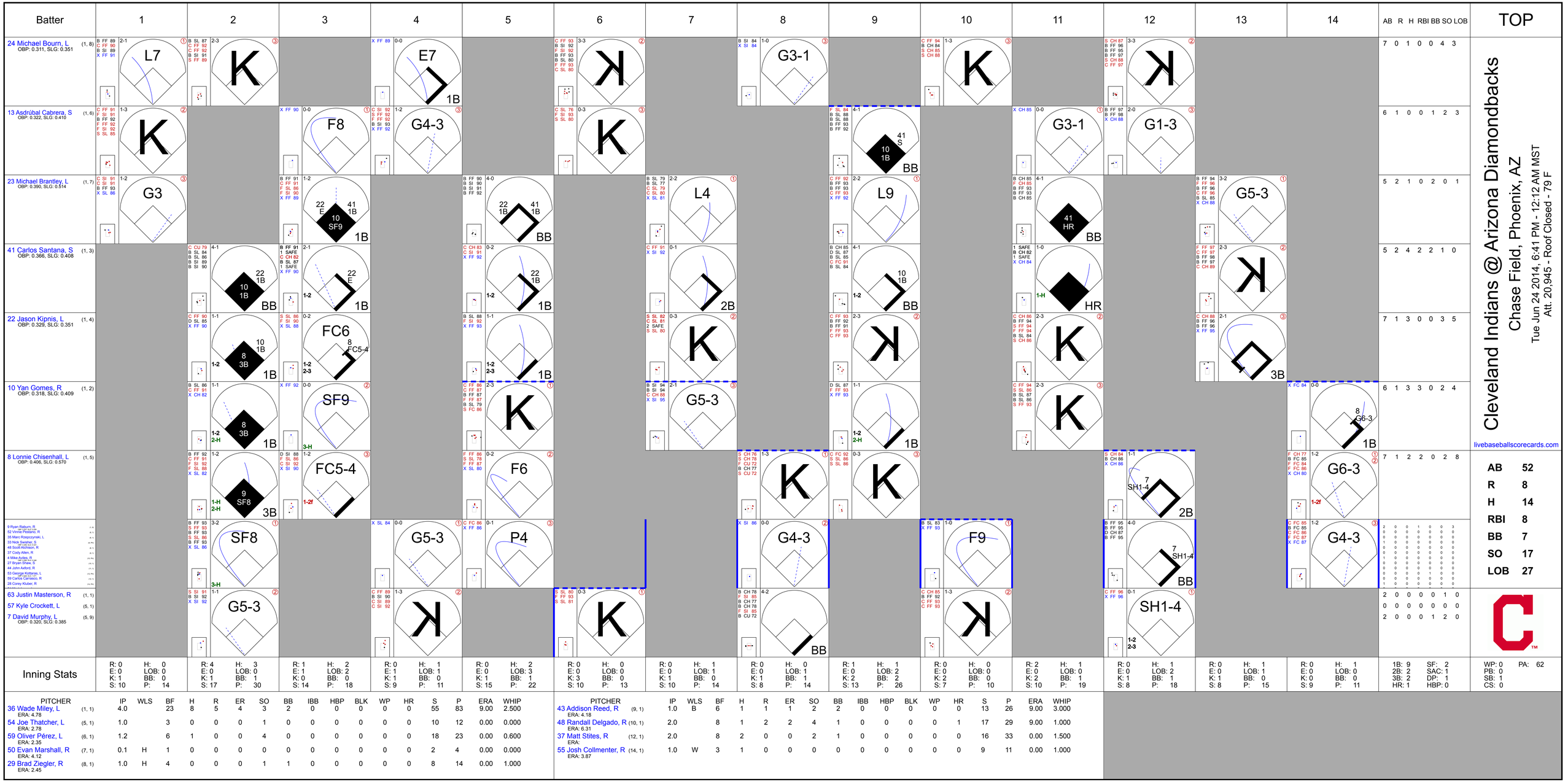
Batter
1
2
3
4
5
6
7
8
9
10
11
12
13
14
AB R H RBI BB SO LOB
TOP
24 Michael Bourn, L (1, 8) OBP: 0.311, SLG: 0.351
13 Asdrúbal Cabrera, S (1, 6) OBP: 0.322, SLG: 0.410
23 Michael Brantley, L (1, 7) OBP: 0.390, SLG: 0.514
41 Carlos Santana, S (1, 3) OBP: 0.366, SLG: 0.408
22 Jason Kipnis, L (1, 4) OBP: 0.329, SLG: 0.351
10 Yan Gomes, R (1, 2) OBP: 0.318, SLG: 0.409
8 Lonnie Chisenhall, L (1, 5) OBP: 0.406, SLG: 0.570
9 Ryan Raburn, R
52 Vinnie Pestano, R
35 Marc Rzepczynski, L
33 Nick Swisher, S
48 Scott Atchison, R
37 Cody Allen, R
4 Mike Aviles, R
27 Bryan Shaw, S
44 John Axford, R
53 George Kottaras, L
59 Carlos Carrasco, R
28 Corey Kluber, R
63 Justin Masterson, R (1, 1)
57 Kyle Crockett, L (5, 1)
7 David Murphy, L (5, 9) OBP: 0.320, SLG: 0.385
Cleveland Indians @ Arizona Diamondbacks
Chase Field, Phoenix, AZ
Tue Jun 24 2014, 6:41 PM - 12:12 AM MST
Att. 20,945 - Roof Closed - 79 F
livebaseballscorecards.com
AB 52
R 8
H 14
RBI 8
BB 7
SO 17
LOB 27
Inning Stats
PITCHER IP WLS BF H R ER SO BB IBB HBP BLK WP HR S P ERA WHIP
36 Wade Miley, L (1, 1) ERA: 4.78 4.0 23 8 5 4 3 2 0 0 0 0 0 55 83 9.00 2.500
54 Joe Thatcher, L (5, 1) ERA: 2.78 1.0 3 0 0 0 1 0 0 0 0 0 0 10 12 0.00 0.000
59 Oliver Pérez, L (6, 1) ERA: 2.35 1.2 6 1 0 0 4 0 0 0 0 0 0 18 23 0.00 0.600
50 Evan Marshall, R (7, 1) ERA: 4.12 0.1 H 1 0 0 0 0 0 0 0 0 0 0 2 4 0.00 0.000
29 Brad Ziegler, R (8, 1) ERA: 2.45 1.0 H 4 0 0 0 1 1 0 0 0 0 0 8 14 0.00 1.000
PITCHER IP WLS BF H R ER SO BB IBB HBP BLK WP HR S P ERA WHIP
43 Addison Reed, R (9, 1) ERA: 4.18 1.0 B 6 1 1 1 2 2 0 0 0 0 0 13 26 9.00 3.000
48 Randall Delgado, R (10, 1) ERA: 6.31 2.0 8 1 2 2 4 1 0 0 0 0 1 17 29 9.00 1.000
37 Matt Stites, R (12, 1) ERA: 2.0 8 2 0 0 2 1 0 0 0 0 0 0 16 33 0.00 1.500
55 Josh Collmenter, R (14, 1) ERA: 3.87 1.0 W 3 1 0 0 0 0 0 0 0 0 0 0 9 11 0.00 1.000
1B: 9 SF: 2
2B: 2 SAC: 1
3B: 2 DP: 1
HR: 1 HBP: 0
WP: 0 PA: 62
PB: 0
SB: 1
CS: 0

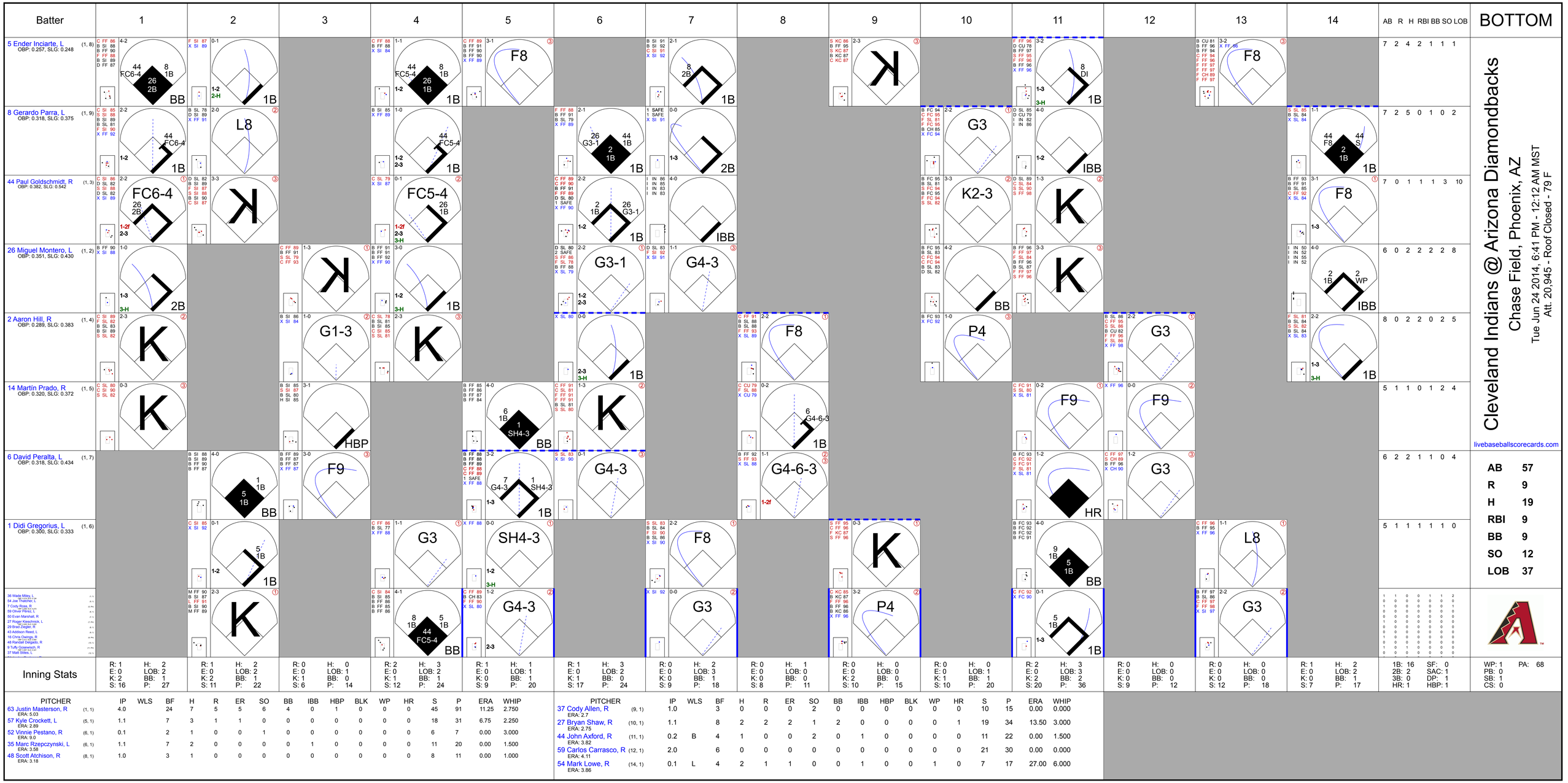
Batter
1
2
3
4
5
6
7
8
9
10
11
12
13
14
AB R H RBI BB SO LOB
BOTTOM
5 Ender Inciarte, L (1, 8) OBP: 0.257, SLG: 0.248
8 Gerardo Parra, L (1, 9) OBP: 0.318, SLG: 0.375
44 Paul Goldschmidt, R (1, 3) OBP: 0.382, SLG: 0.542
26 Miguel Montero, L (1, 2) OBP: 0.351, SLG: 0.430
2 Aaron Hill, R (1, 4) OBP: 0.289, SLG: 0.383
14 Martín Prado, R (1, 5) OBP: 0.320, SLG: 0.372
6 David Peralta, L (1, 7) OBP: 0.318, SLG: 0.434
1 Didi Gregorius, L (1, 6) OBP: 0.300, SLG: 0.333
Inning Stats
PITCHER IP WLS BF H R ER SO BB IBB HBP BLK WP HR S P ERA WHIP
63 Justin Masterson, R (1, 1) ERA: 5.03
57 Kyle Crockett, L (5, 1) ERA: 2.89
52 Vinnie Pestano, R (6, 1) ERA: 9.0
35 Marc Rzepczynski, L (6, 1) ERA: 3.58
48 Scott Atchison, R (8, 1) ERA: 3.18
37 Cody Allen, R (9, 1) ERA: 2.7
27 Bryan Shaw, R (10, 1) ERA: 2.75
44 John Axford, R (11, 1) ERA: 3.82
59 Carlos Carrasco, R (12, 1) ERA: 4.11
54 Mark Lowe, R (14, 1) ERA: 3.86
Cleveland Indians @ Arizona Diamondbacks
Chase Field, Phoenix, AZ
Tue Jun 24 2014, 6:41 PM - 12:12 AM MST
Att. 20,945 - Roof Closed - 79 F
livebaseballscorecards.com
AB 57
R 9
H 19
RBI 9
BB 9
SO 12
LOB 37
WP: 1 PB: 0 SB: 1 CS: 0
PA: 68
1B: 16 2B: 2 3B: 0 HR: 1
SF: 0 SAC: 1 DP: 1 HBP: 1

Cleveland Indians @ Arizona Diamondbacks

Chase Field, Phoenix, AZ

Wed Jun 25 2014, 6:43 PM - 9:42 PM MST

Att. 21,269 - Roof Closed - 79 F

livebaseballscorecards.com

TOP

Batter	1	2	3	4	5	6	7	8	9	AB	R	H	RBI	BB	SO	LOB
24 Michael Bourn, L (1, 8) OBP: 0.320, SLG: 0.373	B SI 91 X SI 90 1-0 13 SF8 3B		F SI 89 X FF 90 0-1 23 G3-1 3B	B CH 81 C CH 81 C CU 77 B CH 82 B CH 82 F CH 81 B FF 91 4-2 1-2 2-3 BB		C CU 78 B CU 77 X CH 84 1-1 ③ L5		B SI 93 F SI 92 X SI 93 1-1 13 FC6 1B		4	2	3	0	1	0	0
13 Asdrúbal Cabrera, S (1, 6) OBP: 0.317, SLG: 0.404	F SI 91 B FF 90 X FF 92 1-1 ① SF8 3-H		C CU 76 X CH 81 0-1 ① F8	S SI 92 B FF 92 S FF 92 X FF 93 1-2 ③ P5			X CU 78 0-0 ① B1-3	X SI 92 0-0 ③ FC6 1-2f		4	0	0	1	0	0	5
23 Michael Brantley, L (1, 7) OBP: 0.394, SLG: 0.524	B SI 90 X SI 91 1-0 1B		B FF 91 X CU 77 1-0 ② G3-1 3-H		B CU 75 X FF 89 1-0 HR		B SI 94 B CH 86 B SI 94 B SI 93 4-0 41 G4-3 22 2B BB		X SI 92 0-0 ① L8	4	2	2	2	1	0	0
41 Carlos Santana, S (1, 3) OBP: 0.363, SLG: 0.401	B FF 91 B FF 91 1 SAFE S CH 82 1 SAFE 1 SAFE F FF 91 F FF 92 3-3 ② B CH 80 S CH 82 K		C CU 76 B CU 77 B FF 92 B CU 77 F CH 82 B FF 92 4-2 BB		B FF 90 C CU 76 B CU 77 F CH 80 T SI 90 2-2 ① K		B CU 77 1 SAFE X FF 93 1-0 ② G4-3 1-2		C SL 83 X SL 82 0-1 ② L8	4	0	0	0	1	2	2
22 Jason Kipnis, L (1, 4) OBP: 0.330, SLG: 0.362	C CU 76 S CH 82 S CH 82 0-3 ③ K		B FF 91 X CH 81 1-0 ③ G6-3		B CU 76 C FF 90 X FF 89 1-1 8 G6-3 2B		C FF 92 X SI 92 0-1 8 1B 2-H 2B		C SL 82 B SL 82 B CU 77 S SL 83 B SL 82 C SI 91 3-3 ③ K	5	1	2	1	0	2	2
8 Lonnie Chisenhall, L (1, 5) OBP: 0.408, SLG: 0.567		B FF 90 C SI 90 F CU 76 B CU 78 X CH 82 2-2 ① G3		B CU 75 B CU 75 C SI 90 B FF 90 F SI 90 B SI 91 4-2 24 BB 28 1B BB	B FF 91 B CU 75 C CH 82 F SI 90 X CU 77 2-2 ② G6-3 2-3		B CU 76 C CU 77 F CU 77 F FF 93 X CU 78 1-2 2-H 1B			3	0	1	1	1	0	1
10 Yan Gomes, R (1, 2) OBP: 0.317, SLG: 0.418		B FF 90 X FF 90 1-0 HR	B SI 91 B FF 90 C CH 81 X FF 90 2-1 ① F8		C CU 77 X SI 90 0-1 ③ P3		C SL 83 F SL 83 F SL 82 S SI 92 0-3 ③ K			4	1	1	1	0	1	3
7 David Murphy, L (1, 9) OBP: 0.315, SLG: 0.379		C CU 77 X SI 91 0-1 ② G5-3	B SI 90 1 SAFE B SI 90 B SI 90 S CH 81 X FF 91 3-1 ② L8		B SI 93 F SI 94 X CU 76 1-1 ① L9			C CU 76 X CU 76 0-1 ① F8		4	0	0	0	0	0	1
28 Corey Kluber, R (1, 1) OBP: 0.250, SLG: 0.250 33 Nick Swisher, S (8, PH) OBP: 0.284, SLG: 0.326 48 Scott Atchison, R (8, 1) 35 Marc Rzepczynski, L (9, 1) 37 Cody Allen, R (9, 1)		C FF 91 C FF 90 B CU 77 C CU 77 1-3 ③ K	F FF 90 C FF 90 B FF 91 B CU 76 F FF 90 X FF 91 2-2 24 BB 1-2 1B		C FF 93 C FF 94 C FF 93 0-3 ② K			C CU 75 F SL 82 S SI 91 0-3 ② K		3 1 0 0 0	0 0 0 0 0	1 0 0 0 0	0 0 0 0 0	0 1 0 0 0	2 0 0 0 0	0 0 0 0 0

	AB	36
	R	6
	H	10
	RBI	6
	BB	4
	SO	8
	LOB	14

Inning Stats	1	2	3	4	5	6	7	8	9
	R: 1 E: 0 K: 2 S: 11	R: 1 E: 0 K: 1 S: 9	R: 1 E: 0 K: 0 S: 8	R: 0 E: 0 K: 0 S: 16	R: 1 E: 0 K: 1 S: 11	R: 0 E: 0 K: 1 S: 7	R: 2 E: 0 K: 1 S: 12	R: 0 E: 0 K: 1 S: 8	R: 0 E: 0 K: 1 S: 6
	H: 2 LOB: 1 BB: 0 P: 17	H: 1 LOB: 0 BB: 0 P: 13	H: 1 LOB: 1 BB: 1 P: 14	H: 1 LOB: 3 BB: 2 P: 32	H: 2 LOB: 1 BB: 0 P: 17	H: 0 LOB: 0 BB: 0 P: 9	H: 2 LOB: 1 BB: 1 P: 18	H: 1 LOB: 1 BB: 0 P: 9	H: 0 LOB: 0 BB: 0 P: 9

	1B: 4	SF: 1	WP: 0	PA: 41
	2B: 2	SAC: 0	PB: 0	
	3B: 2	DP: 0	SB: 0	
	HR: 2	HBP: 0	CS: 0	

PITCHER		IP	WLS	BF	H	R	ER	SO	BB	IBB	HBP	BLK	WP	HR	S	P	ERA	WHIP
57 Chase Anderson, R ERA: 3.63	(1, 1)	5.0	L	25	7	4	4	4	3	0	0	0	0	2	55	93	7.20	2.000
52 Zeke Spruill, R ERA: 4.82	(6, 1)	4.0		16	3	2	2	4	1	0	0	0	0	0	33	45	4.50	1.000

PITCHER	IP	WLS	BF	H	R	ER	SO	BB	IBB	HBP	BLK	WP	HR	S	P	ERA	WHIP

Batter	1	2	3	4	5	6	7	8	9	AB	R	H	RBI	BB	SO	LOB
5 Ender Inciarte, L (1, 8) OBP: 0.275, SLG: 0.269	C SI 90 B SI 93 B SL 89 B SI 94 C SI 93 F SI 94 F SI 95 F SL 91 X SI 95 3-2 8 1B 1B		B CU 82 F SI 94 X SL 90 1-1 8 CS 2B			B SL 88 C SI 94 B CH 86 C SL 87 X SI 94 2-2 ② F8			B SI 92 C SI 91 S SL 85 B SI 92 B SL 85 F SI 92 B SL 84 4-2 8 DI 26 1B BB	3	1	2	0	1	0	0
8 Gerardo Parra, L (1, 9) OBP: 0.317, SLG: 0.374	X SI 92 0-0 26 G4-6-3 1-2 1B		B CH 85 B SI 94 S SI 93 B SI 94 F SI 94 F SI 94 S SL 90 3-3 ②③ K 2-3			B SI 94 F SL 90 C CU 83 C SI 94 1-3 ③ K			F SI 93 F SL 85 D SL 86 B SL 85 T SI 92 2-2 ② K 1-2	4	0	1	0	0	3	2
44 Paul Goldschmidt, R (1, 3) OBP: 0.381, SLG: 0.537	B SL 90 F SI 94 D SL 91 C SI 94 F SL 90 C CU 84 2-3 ① K			C SI 92 C SI 92 B SL 89 C SI 95 1-3 ① K			B SI 92 S SI 92 S SL 90 B SL 90 F CU 84 S CU 84 2-3 ① K		S SI 94 S SL 86 B SL 86 F SL 86 B SI 93 D SL 86 B SL 84 4-2 26 1B BB	3	0	0	0	1	3	2
26 Miguel Montero, L (1, 2) OBP: 0.350, SLG: 0.427	F SL 88 X CU 82 0-1 ②③ G4-6-3 1-2f			B CU 82 X SL 88 1-0 ② G4-3			F SL 88 B SI 93 C SI 94 B FF 93 S CU 83 2-3 ② K		C SI 93 B SI 93 D SI 93 S SI 93 X SI 92 2-2 1-2 2-H 1B	4	0	1	1	0	1	2
2 Aaron Hill, R (1, 4) OBP: 0.288, SLG: 0.381		B SI 94 C SL 91 C SI 94 B CU 85 F CU 83 B SI 94 X SI 94 3-2 1B		C SI 92 F SL 89 F SI 94 B SL 89 B CU 83 F SI 95 B SI 94 F SL 90 F SI 95 3-2 X SI 94 ③ G4-3			B SI 93 C SL 89 S CU 81 X SI 94 1-2 ③ G6-3		C FF 95 B KC 86 B FF 95 F FF 95 T KC 87 2-2 ③ K	4	0	1	0	0	1	2
14 Martin Prado, R (1, 5) OBP: 0.320, SLG: 0.370		C SI 92 S SL 89 F CU 83 S SL 90 0-3 ① K		B SI 92 B SL 88 B SI 92 C SI 92 B SI 92 4-1 6 G3-6-3 BB				C SL 87 C FF 92 B SL 88 X SL 88 1-2 ① L9		2	0	0	0	1	1	1
6 David Peralta, L (1, 7) OBP: 0.307, SLG: 0.419		C SI 93 B SI 93 F SI 94 B SL 89 B SI 94 X SI 94 3-2 ② F7		D CU 80 F SI 92 C SI 93 X SL 89 1-2 ①② G3-6-3 1-2f				B FF 92 C FF 92 F SL 88 F CU 79 F SL 87 F FF 92 F CU 80 B SL 88 F FF 93 2-2 X SL 87 ② G3-1		3	0	0	0	0	0	2
16 Chris Owings, R (1, 6) OBP: 0.313, SLG: 0.458		C SL 89 C SI 94 B SL 90 S CU 83 1-3 ③ K2-3		S CU 82 B SI 93 B SI 92 S SL 90 X SL 90 2-2 ③ L9				X SL 86 0-0 ③ L9		3	0	0	0	0	1	1
57 Chase Anderson, R (1, 1) OBP: 0.083, SLG: 0.083 52 Zeke Spruill, R (6, 1) 7 Cody Ross, R (9, PH) OBP: 0.267, SLG: 0.270			B SI 92 B SI 92 C SI 92 C SI 93 X SI 94 2-2 ① L9			C SI 92 C SI 93 B SL 90 F SI 94 X SL 90 1-2 ① G4-3			X SI 90 0-0 ① G1-3	1 1 1	0 0 0	0 0 0	0 0 0	0 0 0	0 0 0	0 0 0
Inning Stats	R: 0 E: 0 K: 1 S: 13 H: 2 LOB: 1 BB: 0 P: 18	R: 0 E: 0 K: 2 S: 14 H: 1 LOB: 1 BB: 0 P: 21	R: 0 E: 0 K: 1 S: 9 H: 1 LOB: 0 BB: 0 P: 15	R: 0 E: 0 K: 1 S: 11 H: 0 LOB: 0 BB: 0 P: 16	R: 0 E: 0 K: 0 S: 7 H: 0 LOB: 0 BB: 1 P: 14	R: 0 E: 0 K: 1 S: 10 H: 0 LOB: 0 BB: 0 P: 14	R: 0 E: 0 K: 2 S: 10 H: 0 LOB: 0 BB: 0 P: 15	R: 0 E: 0 K: 0 S: 12 H: 0 LOB: 0 BB: 0 P: 15	R: 1 E: 0 K: 2 S: 16 H: 1 LOB: 2 BB: 2 P: 30	1B: 4 2B: 1 3B: 0 HR: 0 SF: 0 SAC: 0 DP: 2 HBP: 0						

PITCHER	IP	WLS	BF	H	R	ER	SO	BB	IBB	HBP	BLK	WP	HR	S	P	ERA	WHIP
28 Corey Kluber, R (1, 1) ERA: 3.09	7.0	W	23	4	0	0	8	1	0	0	0	0	0	74	113	0.00	0.714
48 Scott Atchison, R (8, 1) ERA: 3.09	1.0		3	0	0	0	0	0	0	0	0	0	0	12	15	0.00	0.000
35 Marc Rzepczynski, L (9, 1) ERA: 3.81	0.2		5	1	1	1	1	2	0	0	0	0	0	13	25	13.50	4.500
37 Cody Allen, R (9, 1) ERA: 2.67	0.1		1	0	0	0	1	0	0	0	0	0	0	3	5	0.00	0.000

PITCHER	IP	WLS	BF	H	R	ER	SO	BB	IBB	HBP	BLK	WP	HR	S	P	ERA	WHIP

BOTTOM

Cleveland Indians @ Arizona Diamondbacks

Chase Field, Phoenix, AZ

Wed Jun 25 2014, 6:43 PM - 9:42 PM MST

Att. 21,269 - Roof Closed - 79 F

livebaseballscorecards.com

AB	29
R	1
H	5
RBI	1
BB	3
SO	10
LOB	12

Batter	1	2	3	4	5	6	7	8	9	AB	R	H	RBI	BB	SO	LOB
24 Michael Bourn, L (1, 8) OBP: 0.325, SLG: 0.381	B FF 85 B FF 85 C FF 85 X FF 86 2-1 G3 ①		X FF 86 0-0 13 HBP 1-3 1B		B SL 78 X FF 85 1-0 2B		B SI 93 C FC 89 B CH 84 B FC 90 C FC 89 X FC 90 3-2 E3 ③ 1-3		C CH 81 D CH 83 X CH 82 1-1 2-H 1B	5	0	3	1	0	0	1
13 Asdrúbal Cabrera, S (1, 6) OBP: 0.315, SLG: 0.399	C FF 85 B FF 87 F SL 79 B FF 86 F FF 87 S FF 86 2-3 K ②		B FF 85 S FF 86 F CH 80 F SL 80 H SL 80 2-2 1-2 HBP		B FF 85 X FF 85 1-0 F9 ②			F SI 94 X FF 95 0-1 G4-3 ①	C SI 94 F SI 95 B SI 95 X CH 84 1-2 P6 ③	4	0	0	0	0	1	2
23 Michael Brantley, L (1, 7) OBP: 0.389, SLG: 0.519	C FF 87 F FF 87 B FF 88 B FF 86 F FF 86 F CH 80 X FF 86 2-2 L6 ③		C FF 86 B CH 79 F CH 80 F SL 79 B FF 87 X SL 80 2-2 SF7 ② 3-H		C SL 78 F FF 86 B FF 85 F CH 78 F CH 78 F FF 86 X SL 79 1-2 F8 ③			B CU 85 C FF 95 X CU 86 1-1 G3-1 ②		3	0	0	1	0	0	1
41 Carlos Santana, S (1, 3) OBP: 0.362, SLG: 0.396		C FF 85 F FF 86 F SL 80 S SL 80 0-3 K ①	C FF 85 B SL 80 F FF 86 F SL 79 B FF 86 F FF 86 X SL 78 2-2 L3 ③			C SI 84 B SI 85 B SI 84 B SI 83 S SI 83 S SI 84 3-3 K ①		S SI 95 C CU 87 B CU 86 B CU 85 B FF 95 B FF 95 4-2 22 2B BB		3	0	0	0	1	2	2
22 Jason Kipnis, L (1, 4) OBP: 0.333, SLG: 0.374		C FF 87 B FF 86 B FF 87 C SL 79 F FF 88 X FF 86 2-2 2B		B FF 84 B FF 85 B FF 85 C FF 84 X FF 86 3-1 G4-3 ①		C SL 87 C SL 81 B FF 89 T SL 78 1-2 K ②		B SL 79 B SL 81 X FF 92 2-0 1-3 2B		4	0	2	0	0	1	0
8 Lonnie Chisenhall, L (1, 5) OBP: 0.405, SLG: 0.565		F FF 85 B SL 79 F FF 85 S SL 79 1-3 K ②		C SL 78 X FF 86 0-1 2B		B SL 78 X SI 86 1-0 G4-3 ③		C SL 81 S SL 82 F SL 81 F SI 93 X SL 81 0-2 G4-3 ③		4	0	1	0	0	1	3
10 Yan Gomes, R (1, 2) OBP: 0.312, SLG: 0.412		B FF 86 C FF 86 X SL 80 1-1 F9 ③		C FF 86 F SL 80 X SL 78 0-2 L5 ②			B FC 88 S FC 89 S FF 95 S CU 76 1-3 K ①		C SI 92 S CH 82 B SI 96 C SI 95 1-3 K ①	4	0	0	0	0	2	2
33 Nick Swisher, S (1, 10) OBP: 0.287, SLG: 0.326			X FF 86 0-0 G1-3 ①	B SL 77 C FF 85 C SL 78 B SL 78 X FF 86 2-2 F7 ③			B FC 89 C FC 90 B CH 85 B FC 90 B FC 89 4-1 24 E3 24 E BB		C CH 82 S SI 96 X SI 97 0-2 7 G4-3 24 1B 1B	3	1	1	0	1	0	1
7 David Murphy, L (1, 9) OBP: 0.314, SLG: 0.375			B FF 86 B FF 86 B FF 86 C FF 86 C FF 87 B FF 86 4-2 24 1B 23 SF7 BB		C FF 84 B SL 77 C FF 86 B SL 78 C FF 86 2-3 K ①		B FC 89 S CH 84 X FC 91 1-1 F7 ②		X SI 93 0-0 G4-3 ② 1-2	3	1	0	0	1	1	2
Inning Stats	R: 0 E: 0 K: 1 S: 11 H: 0 LOB: 0 BB: 0 P: 17	R: 0 E: 0 K: 2 S: 13 H: 1 LOB: 1 BB: 0 P: 17	R: 1 E: 0 K: 0 S: 16 H: 1 LOB: 2 BB: 1 P: 26	R: 0 E: 0 K: 0 S: 10 H: 1 LOB: 1 BB: 0 P: 15	R: 0 E: 0 K: 1 S: 11 H: 1 LOB: 1 BB: 0 P: 16	R: 0 E: 0 K: 2 S: 7 H: 0 LOB: 0 BB: 0 P: 12	R: 0 E: 1 K: 1 S: 9 H: 0 LOB: 2 BB: 1 P: 18	R: 0 E: 0 K: 0 S: 12 H: 1 LOB: 2 BB: 1 P: 19	R: 1 E: 0 K: 1 S: 12 H: 2 LOB: 1 BB: 0 P: 15	1B: 3 2B: 4 3B: 0 HR: 0 SF: 1 SAC: 0 DP: 0 HBP: 1						

Cleveland Indians @ Seattle Mariners

Safeco Field, Seattle, WA

Fri Jun 27 2014, 7:12 PM - 10:17 PM PDT

Att. 28,084 - Partly Cloudy - 66 F

TOP

livebaseballscorecards.com

AB	33
R	2
H	7
RBI	2
BB	3
SO	8
LOB	14

PITCHER		IP	WLS	BF	H	R	ER	SO	BB	IBB	HBP	BLK	WP	HR	S	P	ERA	WHIP
53 Chris Young, R ERA: 3.15	(1, 1)	5.0	W	21	4	1	1	4	1	0	1	0	0	0	61	91	1.80	1.000
97 Joe Beimel, L ERA: 1.4	(6, 1)	1.0	H	3	0	0	0	2	0	0	0	0	0	0	7	12	0.00	0.000
40 Danny Farquhar, R ERA: 2.86	(7, 1)	1.0	H	4	0	0	0	1	1	0	0	0	0	0	9	18	0.00	1.000
31 Yoervis Medina, R ERA: 2.43	(8, 1)	0.2	H	3	0	0	0	0	1	0	0	0	0	0	6	11	0.00	1.500
41 Charlie Furbush, L ERA: 3.7	(8, 1)	0.1	H	2	1	0	0	0	0	0	0	0	0	0	6	8	0.00	3.000

PITCHER		IP	WLS	BF	H	R	ER	SO	BB	IBB	HBP	BLK	WP	HR	S	P	ERA	WHIP
56 Fernando Rodney, R ERA: 2.3	(9, 1)	1.0	S	5	2	1	1	1	0	0	0	0	0	0	12	15	9.00	2.000

Batter	1	2	3	4	5	6	7	8	9	AB	R	H	RBI	BB	SO	LOB
9 Endy Chavez, L (1, 10) OBP: 0.291, SLG: 0.422	B SI 91 C SI 92 C CH 86 B CH 84 B SI 92 X SI 92 3-2 15 S 15 1B 1B	B CH 85 F FC 88 X ST 82 1-1 ③ P6		B FF 94 C FC 88 C KC 81 S KC 80 1-3 ③ K2-3			B SI 94 C FF 94 X FC 87 1-1 HR			4	2	2	1	0	1	4
99 James Jones, L (1, 8) OBP: 0.313, SLG: 0.344	C FF 91 X SI 92 0-1 L8 ①		B FF 94 B FF 94 C FF 93 F FF 94 X CH 87 2-2 22 G1-6-3 1B		C SI 94 B FC 86 X CH 85 1-1 ① P6		C FF 89 C SL 78 S SL 80 0-3 ② K2-3			4	0	1	0	0	1	1
22 Robinson Canó, L (1, 4) OBP: 0.379, SLG: 0.425	B CH 81 C SI 92 B CH 82 S SI 92 X KC 75 2-2 ② L8		1 SAFE B SI 94 C CH 87 1 SAFE F FC 86 X ST 83 1-2 ① ② G1-6-3 1-2f		B CH 86 F SI 95 F ST 81 S KC 80 1-3 ② K		C SI 89 X SL 79 0-1 ③ P5			4	0	0	0	0	1	2
15 Kyle Seager, L (1, 5) OBP: 0.345, SLG: 0.491	D CH 83 C FC 87 B SI 92 D CH 88 X FF 93 3-1 1-H 1B		B FC 88 C CH 86 F FC 86 F KC 79 F FF 95 B KC 77 S KC 79 2-3 ③ K		C CH 89 B KC 76 S FF 94 B KC 79 X ST 82 2-2 2B			C FF 89 C FF 90 F SL 80 F FF 90 B SL 78 F SL 79 F SI 90 X SL 79 1-2 20 1B 1B		4	0	3	1	0	1	0
20 Logan Morrison, L (1, 3) OBP: 0.301, SLG: 0.427	C CH 87 B CH 84 1 SAFE F FF 92 B FC 84 1 SAFE F FF 93 X KC 76 2-2 ③ G3			C CH 85 B FC 85 C SI 94 B KC 78 F FF 95 X FC 88 2-2 3 F7-6-3 1B	S CH 85 X CH 85 0-1 ③ L8			B SI 88 F SI 89 1 SAFE B SL 78 X SI 88 2-1 1-3 1B		4	0	2	0	0	0	2
3 Mike Zunino, R (1, 2) OBP: 0.283, SLG: 0.440		B FC 86 X SI 93 1-0 ① P3		F FF 94 X KC 81 0-1 ① ② F7-6-3 1-1		F FC 85 F ST 82 S KC 78 0-3 ① K		B SI 91 X SI 91 1-0 ① P4		4	0	0	0	0	1	3
55 Michael Saunders, L (1, 9) OBP: 0.317, SLG: 0.437		B CH 86 B SI 93 F SI 93 S CH 84 X FF 94 2-2 5 G3-1 2B		B CH 85 X FC 88 1-0 13 WP 5 1B 1B		C CH 88 C CH 85 B KC 79 B SI 94 X KC 78 2-2 ② G4-3		X FF 95 0-0 ② P5		4	1	2	0	0	0	2
13 Dustin Ackley, L (1, 7) OBP: 0.280, SLG: 0.339		B CH 88 B CH 87 D SI 93 B SI 93 4-0 5 G3-1 BB		B CH 88 B CH 84 F FF 94 B FC 87 F SI 94 F FF 94 B KC 77 4-2 5 1B 1-2 BB		B CH 87 B CH 84 X SI 94 2-0 ③ G4-3		B FF 96 F FF 94 X FF 95 1-1 ③ F7		2	0	0	0	2	0	2
5 Brad Miller, L (1, 6) OBP: 0.281, SLG: 0.336		C CH 88 X FC 88 0-1 ② G3-1 1-2 2-3		X FC 87 0-0 1-2 2-H 1B			B CH 86 C FF 93 S SI 94 B KC 78 C KC 78 2-3 ① K			3	0	1	1	0	1	2
Inning Stats	R: 1 E: 0 K: 0 S: 14 H: 2 LOB: 1 BB: 0 P: 24	R: 0 E: 0 K: 0 S: 8 H: 1 LOB: 2 BB: 1 P: 16	R: 0 E: 0 K: 1 S: 11 H: 1 LOB: 0 BB: 0 P: 16	R: 1 E: 0 K: 1 S: 14 H: 3 LOB: 2 BB: 1 P: 22	R: 0 E: 0 K: 1 S: 10 H: 1 LOB: 1 BB: 0 P: 14	R: 0 E: 0 K: 1 S: 7 H: 0 LOB: 0 BB: 0 P: 11	R: 1 E: 0 K: 2 S: 10 H: 1 LOB: 0 BB: 0 P: 13	R: 0 E: 0 K: 0 S: 13 H: 2 LOB: 2 BB: 0 P: 18		1B: 8 2B: 3 3B: 0 HR: 1 SF: 0 SAC: 0 DP: 2 HBP: 0		WP: 1 PB: 0 SB: 1 CS: 0 PA: 35		

PITCHER		IP	WLS	BF	H	R	ER	SO	BB	IBB	HBP	BLK	WP	HR	S	P	ERA	WHIP
47 Trevor Bauer, R ERA: 4.39	(1, 1)	6.1	L	28	9	3	3	5	2	0	0	0	1	1	69	111	4.26	1.737
57 Kyle Crockett, L ERA: 2.7	(7, 1)	0.2		4	2	0	0	1	0	0	0	0	0	0	14	17	0.00	3.000
52 Vinnie Pestano, R ERA: 8.31	(8, 1)	0.1		1	0	0	0	0	0	0	0	0	0	0	1	2	0.00	0.000
50 Nick Hagadone, L ERA: 6.0	(8, 1)	0.2		2	0	0	0	0	0	0	0	0	0	0	3	4	0.00	0.000

PITCHER	IP	WLS	BF	H	R	ER	SO	BB	IBB	HBP	BLK	WP	HR	S	P	ERA	WHIP

BOTTOM

Cleveland Indians @ Seattle Mariners

Safeco Field, Seattle, WA

Fri Jun 27 2014, 7:12 PM - 10:17 PM PDT

Att. 28,084 - Partly Cloudy - 66 F

livebaseballscorecards.com

AB	33
R	3
H	11
RBI	3
BB	2
SO	6
LOB	18

Cleveland Indians @ Seattle Mariners

Safeco Field, Seattle, WA

Sat Jun 28 2014, 7:11 PM - 9:34 PM PDT

Att. 23,012 - Partly Cloudy - 67 F

TOP

livebaseballscorecards.com

Batter	1	2	3	4	5	6	7	8	9	AB	R	H	RBI	BB	SO	LOB
24 Michael Bourn, L (1, 8) OBP: 0.324, SLG: 0.383	B SI 91 B SI 91 F SI 91 X SI 92 2-1 G4-3		B FF 91 X SI 90 1-0 P6		B CU 78 B FF 91 B FF 91 C FF 90 F FF 90 X FF 91 3-2 13 BLK 13 SF7 1-H 2B		B SI 95 C SI 94 C CH 89 T CH 89 1-2 K 1-2			4	1	1	1	0	1	1
13 Asdrúbal Cabrera, S (1, 6) OBP: 0.314, SLG: 0.401	X SI 92 0-0 23 1B 2B		X CH 86 0-0 G5-3		C CH 85 F FF 91 F CU 79 F CH 85 X FF 91 0-2 SF7 2-H			C FF 96 C CH 84 B SL 91 B FF 96 S CH 86 2-3 K		3	1	1	1	0	1	0
23 Michael Brantley, L (1, 7) OBP: 0.387, SLG: 0.515	C CU 78 B CU 78 S SI 92 X CU 79 1-2 41 2B 2-H 1B		B FF 92 B FF 92 F FF 92 B FF 92 X SI 92 3-1 G4-3		C SI 92 B CU 79 X FF 90 1-1 G4-3			B SI 97 C SL 90 X CH 87 1-1 P6		4	1	1	1	0	0	0
41 Carlos Santana, S (1, 10) OBP: 0.360, SLG: 0.398	B SI 92 D CH 87 X SI 92 2-0 2-H 2B			C SI 90 B CH 84 S CH 85 X FF 92 1-2 G4-3		F FF 89 B CH 84 B CH 83 C FF 90 S CU 79 2-3 K		S SL 88 S CH 87 F SL 91 S SI 98 0-3 K		4	0	1	1	0	2	0
22 Jason Kipnis, L (1, 4) OBP: 0.336, SLG: 0.371	C FF 91 B FF 92 S CU 79 B CU 81 D CU 80 B SI 92 4-2 10 G1-4-3 BB			B FF 92 B CU 78 C FF 91 B CU 79 C FF 91 F FF 92 B CU 78 4-2 BB		B FF 90 C FF 90 F FF 90 X CU 79 1-2 G5-3			C SI 94 C CU 76 X SL 87 0-2 G3	2	0	0	0	2	0	0
10 Yan Gomes, R (1, 2) OBP: 0.311, SLG: 0.421	B SI 92 B FF 92 F SI 91 S CH 86 X CH 86 2-2 G1-4-3 1-2f			1 SAFE F FF 92 B CH 85 T FF 92 X FF 92 1-2 F9		F SI 91 B CH 85 B CU 77 B FF 91 F FF 90 X FF 92 3-2 HR			S SL 86 S SI 95 F CU 79 F SL 87 X SI 95 0-2 G4-3	4	1	1	1	0	0	3
33 Nick Swisher, S (1, 3) OBP: 0.283, SLG: 0.320		C SI 91 X CH 86 0-1 G1-3		C SI 92 D CH 86 B FF 91 X CH 86 2-1 G6-3		X SI 91 0-0 F9			B SI 97 S SL 88 B SL 88 F FF 96 S CU 79 2-3 K	4	0	0	0	0	1	1
9 Ryan Raburn, R (1, 9) OBP: 0.252, SLG: 0.254		B SI 92 B SI 92 S CH 86 B CH 86 X SI 92 3-1 G5-3			C SI 90 B CU 78 F CH 83 B CU 80 S CH 85 2-3 K		B SI 94 S FC 90 F FF 95 X SL 84 1-2 G5-3			3	0	0	0	0	1	0
4 Mike Aviles, R (1, 5) OBP: 0.286, SLG: 0.354		C SI 92 C FF 92 B CU 81 B CH 88 B CU 80 X CH 87 3-2 F8			B FF 91 X SI 91 1-0 24 2B 1B		C SL 84 B FC 92 B FF 95 X FF 94 2-1 24 CS 1B			3	1	2	0	0	0	0
Inning Stats	R: 2 E: 0 K: 0 S: 12 H: 3 LOB: 1 BB: 1 P: 23	R: 0 E: 0 K: 0 S: 7 H: 0 LOB: 0 BB: 0 P: 13	R: 0 E: 0 K: 0 S: 4 H: 0 LOB: 0 BB: 0 P: 8	R: 0 E: 0 K: 0 S: 11 H: 0 LOB: 1 BB: 1 P: 19	R: 2 E: 0 K: 1 S: 14 H: 2 LOB: 0 BB: 0 P: 21	R: 1 E: 0 K: 1 S: 10 H: 1 LOB: 0 BB: 0 P: 16	R: 0 E: 0 K: 1 S: 8 H: 1 LOB: 0 BB: 0 P: 12	R: 0 E: 0 K: 2 S: 9 H: 0 LOB: 0 BB: 0 P: 12	R: 0 E: 0 K: 1 S: 11 H: 0 LOB: 0 BB: 0 P: 13	1B: 3 2B: 3 3B: 0 HR: 1 SF: 1 SAC: 0 DP: 1 HBP: 0						

	AB	31
	R	5
	H	7
	RBI	5
	BB	2
	SO	6
	LOB	5

WP: 0 PB: 0 SB: 0 CS: 1 PA: 34

PITCHER		IP	WLS	BF	H	R	ER	SO	BB	IBB	HBP	BLK	WP	HR	S	P	ERA	WHIP
29 Roenis Elías, L ERA: 3.96	(1, 1)	6.0	L	25	6	5	5	2	2	0	0	1	0	1	58	100	7.50	1.333
52 Dominic Leone, R ERA: 2.18	(7, 1)	1.0		3	1	0	0	1	0	0	0	0	0	0	8	12	0.00	1.000
37 Brandon Maurer, R ERA: 6.88	(8, 1)	1.0		3	0	0	0	2	0	0	0	0	0	0	9	12	0.00	0.000
54 Tom Wilhelmsen, R ERA: 2.57	(9, 1)	1.0		3	0	0	0	1	0	0	0	0	0	0	11	13	0.00	0.000

PITCHER	IP	WLS	BF	H	R	ER	SO	BB	IBB	HBP	BLK	WP	HR	S	P	ERA	WHIP

Cleveland Indians @ Seattle Mariners

Safeco Field, Seattle, WA

Sat Jun 28 2014, 7:11 PM - 9:34 PM PDT

Att. 23,012 - Partly Cloudy - 67 F

livebaseballscorecards.com

BOTTOM

Batter	1	2	3	4	5	6	7	8	9	AB	R	H	RBI	BB	SO	LOB
9 Endy Chavez, L (1, 10) OBP: 0.278, SLG: 0.402	C SI 86 B FF 88 B FC 85 C FF 89 F CH 81 X FC 87 2-2 ① F8			B CH 81 C FF 88 F SI 89 B CU 76 X FF 90 2-2 ① F7		B CH 82 B FF 90 B FF 88 C FF 87 X FF 87 3-1 ③ L8			C FF 90 S CU 77 B CH 82 B FC 86 X CU 77 2-2 ③ G3	4	0	0	0	0	0	0
99 James Jones, L (1, 8) OBP: 0.308, SLG: 0.339	C FF 89 S FC 87 B FC 86 F CU 75 F FF 90 X FC 86 1-2 ② L6			X CH 82 0-0 ② B1-3			C SI 86 C CU 74 T FC 85 0-2 ① K			3	0	0	0	0	1	0
22 Robinson Canó, L (1, 4) OBP: 0.376, SLG: 0.421	C FF 89 B CH 83 F FC 87 C FF 91 1-3 ③ K			S FF 90 C CU 76 B FF 90 B CU 76 F FF 90 S CU 77 2-3 ③ K			X CH 82 0-0 ② G3-1			3	0	0	0	0	2	0
15 Kyle Seager, L (1, 5) OBP: 0.345, SLG: 0.490		B FF 88 B FF 87 C FF 88 X FC 85 2-1 ① L9			C FF 89 X FF 90 0-1 55 WP 1B		B FF 89 C CH 82 F FF 87 B CU 77 F FC 86 B CH 82 S CU 76 3-3 ③ K			3	0	1	0	0	1	0
20 Logan Morrison, L (1, 3) OBP: 0.291, SLG: 0.410		F FF 89 B CH 82 F CH 82 X FC 87 1-2 ② G6-3			1 SAFE F FC 85 1 SAFE B FF 88 X CH 80 1-1 ① L8			C FF 89 B FF 90 C FC 86 F CU 76 B CH 80 B CU 77 C FF 89 3-3 ① K		3	0	0	0	0	1	1
3 Mike Zunino, R (1, 2) OBP: 0.280, SLG: 0.434		B SI 91 S FC 86 S FF 91 S FC 86 1-3 ③ K			B FC 85 1 SAFE S FF 89 S FC 85 F SI 89 S CU 75 1-3 ② K			S FF 91 F FC 87 T SI 86 0-2 ② K		3	0	0	0	0	3	1
55 Michael Saunders, L (1, 9) OBP: 0.312, SLG: 0.429			X FF 89 0-0 ① B1-3		C FF 87 T CU 75 B CU 76 C FF 90 1-3 ③ K 1-3			C SI 90 S FC 86 S CU 79 0-3 ③ K		3	0	0	0	0	2	1
13 Dustin Ackley, L (1, 7) OBP: 0.277, SLG: 0.335			C SI 90 X CH 83 0-1 ② F9			B FF 88 C FC 84 F SI 89 X CU 76 1-2 ① G3-1			C SI 88 B CU 76 B FC 85 F FF 89 B FF 90 X FF 89 3-2 ① G3-1	3	0	0	0	0	0	0
5 Brad Miller, L (1, 6) OBP: 0.277, SLG: 0.332			B FF 90 F FF 90 B FF 90 X FF 88 2-1 ③ F7			B FF 89 C FC 85 S CH 81 C CU 76 1-3 ② K			B CH 81 X SI 89 1-0 ② F8	3	0	0	0	0	1	0
Inning Stats	R: 0 E: 0 K: 1 S: 12 H: 0 LOB: 0 BB: 0 P: 16	R: 0 E: 0 K: 1 S: 8 H: 0 LOB: 0 BB: 0 P: 12	R: 0 E: 0 K: 0 S: 5 H: 0 LOB: 0 BB: 0 P: 7	R: 0 E: 0 K: 1 S: 8 H: 0 LOB: 0 BB: 0 P: 12	R: 0 E: 0 K: 2 S: 11 H: 1 LOB: 1 BB: 0 P: 14	R: 0 E: 0 K: 1 S: 8 H: 0 LOB: 0 BB: 0 P: 13	R: 0 E: 0 K: 2 S: 8 H: 0 LOB: 0 BB: 0 P: 11	R: 0 E: 0 K: 3 S: 10 H: 0 LOB: 0 BB: 0 P: 13	R: 0 E: 0 K: 0 S: 7 H: 0 LOB: 0 BB: 0 P: 13	1B: 1 2B: 0 3B: 0 HR: 0	SF: 0 SAC: 0 DP: 0 HBP: 0					

	AB	28
	R	0
	H	1
	RBI	0
	BB	0
	SO	11
	LOB	3

WP: 1 PA: 28
PB: 0
SB: 0
CS: 0

PITCHER	IP	WLS	BF	H	R	ER	SO	BB	IBB	HBP	BLK	WP	HR	S	P	ERA	WHIP
43 Josh Tomlin, R (1, 1) ERA: 3.78	9.0	W	28	1	0	0	11	0	0	0	0	1	0	77	111	0.00	0.111

PITCHER	IP	WLS	BF	H	R	ER	SO	BB	IBB	HBP	BLK	WP	HR	S	P	ERA	WHIP

Batter	1	2	3	4	5	6	7	8	9	AB	R	H	RBI	BB	SO	LOB
24 Michael Bourn, L (1, 8) OBP: 0.319, SLG: 0.377	B SI 92 X SI 92 1-0 ① F7		B SI 93 B CH 88 X SI 92 2-0 ③ G5-3			B SI 93 C SI 93 S CU 81 B FF 93 B CU 81 T FF 94 3-2 ② K			C SI 91 X SI 94 0-1 ① L5	4	0	0	0	0	1	0
22 Jason Kipnis, L (1, 4) OBP: 0.331, SLG: 0.364	C SI 92 S CU 81 C FF 93 0-3 ② K			C CU 79 B CH 87 X CH 88 1-1 ① G4-3		C SI 94 F SI 93 B FF 94 X SI 91 1-2 ③ G4-3			B SI 91 C CH 80 F CH 78 S SI 96 1-3 ② K	4	0	0	0	0	2	0
23 Michael Brantley, L (1, 7) OBP: 0.386, SLG: 0.510	B SI 93 T CH 88 B CU 81 B CU 80 B SI 94 4-1 BB			B SI 92 B SI 92 X SI 92 2-0 ② L6			C CU 79 X CH 88 0-1 ① G6-3		C CH 82 B CH 82 B SI 96 X SI 94 2-1 ③ G3-1	3	0	0	0	1	0	0
41 Carlos Santana, S (1, 10) OBP: 0.360, SLG: 0.394	C CU 81 X CH 89 0-1 ③ G5-3			F CU 80 B CH 90 X CH 88 1-1 ③ F7			B SI 93 B CU 80 F SI 93 B CU 81 B SI 93 4-1 8 G4-3 BB			2	0	0	0	1	0	1
8 Lonnie Chisenhall, L (1, 5) OBP: 0.404, SLG: 0.562		C SI 91 X CH 87 0-1 ① F8			C SI 91 X CU 79 0-1 7 L5-3 1B		F SI 93 X CH 90 0-1 ② G4-3 1-2			3	0	1	0	0	0	1
7 David Murphy, L (1, 9) OBP: 0.311, SLG: 0.370		B SI 91 C SI 91 C CU 79 B SI 92 F CH 88 S CH 89 2-3 ② K			F SI 92 B CH 87 B CH 88 1 SAFE C SI 92 X SI 93 2-2 ①② L5-3 1-1		C CU 80 B CH 90 F CU 81 C FF 94 1-3 ③ K			3	0	0	0	0	2	2
33 Nick Swisher, S (1, 3) OBP: 0.284, SLG: 0.318		B SI 93 C SI 92 B CU 82 S CH 89 B FF 94 X CH 90 3-2 ③ G1-3			C CU 80 B CH 89 B CH 89 B SI 93 F SI 92 B FF 93 4-2 BB			F SI 91 B CU 80 C CH 88 F CH 90 B CH 90 B CH 90 C SI 93 3-3 ① K		2	0	0	0	1	1	0
53 George Kottaras, L (1, 2) OBP: 0.455, SLG: 0.882			C CH 90 T CH 87 B CH 88 B CH 89 B CU 80 C FF 94 3-3 ① K		C SI 92 C CU 81 D CH 88 S CH 89 1-3 ③ K			F SI 94 C CU 80 B CH 90 B CU 81 C SI 94 2-3 ② K		3	0	0	0	0	3	1
4 Mike Aviles, R (1, 6) OBP: 0.281, SLG: 0.348			S SI 92 X SL 85 0-1 ② G6-3			C SL 82 F SL 83 B CH 89 F FF 93 F SI 93 S CU 81 1-3 ① K		B SL 86 B SL 84 X SI 93 2-0 ③ P3		3	0	0	0	0	1	0
Inning Stats	R: 0 H: 0 E: 0 LOB: 1 K: 1 BB: 1 S: 7 P: 12	R: 0 H: 0 E: 0 LOB: 0 K: 1 BB: 0 S: 9 P: 14	R: 0 H: 0 E: 0 LOB: 0 K: 1 BB: 0 S: 6 P: 11	R: 0 H: 0 E: 0 LOB: 0 K: 0 BB: 0 S: 5 P: 9	R: 0 H: 1 E: 0 LOB: 1 K: 1 BB: 1 S: 10 P: 17	R: 0 H: 0 E: 0 LOB: 0 K: 2 BB: 0 S: 11 P: 16	R: 0 H: 0 E: 0 LOB: 1 K: 1 BB: 1 S: 8 P: 13	R: 0 H: 0 E: 0 LOB: 0 K: 2 BB: 0 S: 8 P: 15	R: 0 H: 0 E: 0 LOB: 0 K: 1 BB: 0 S: 7 P: 10	1B: 1 SF: 0 2B: 1 SAC: 0 3B: 0 DP: 1 HR: 0 HBP: 0						

TOP

Cleveland Indians @ Seattle Mariners

Safeco Field, Seattle, WA

Sun Jun 29 2014, 1:11 PM - 3:28 PM PDT

Att. 26,171 - Cloudy - 65 F

livebaseballscorecards.com

AB	27
R	0
H	1
RBI	0
BB	3
SO	10
LOB	5

PITCHER	IP	WLS	BF	H	R	ER	SO	BB	IBB	HBP	BLK	WP	HR	S	P	ERA	WHIP
34 Félix Hernández, R (1, 1) ERA: 2.1	8.0	W	27	1	0	0	9	3	0	0	0	0	0	64	107	0.00	0.500
56 Fernando Rodney, R (9, 1) ERA: 2.23	1.0	S	3	0	0	0	1	0	0	0	0	0	0	7	10	0.00	0.000

PITCHER	IP	WLS	BF	H	R	ER	SO	BB	IBB	HBP	BLK	WP	HR	S	P	ERA	WHIP

WP: 0 PA: 30
PB: 0
SB: 0
CS: 0

Batter	1	2	3	4	5	6	7	8	9	AB	R	H	RBI	BB	SO	LOB
8 Willie Bloomquist, R (1, 6) OBP: 0.292, SLG: 0.353	C SI 91 C SL 82 B SI 92 B SI 92 X SI 92 2-2 22 FC1-6 1B	X SI 92 0-0 ③ FC6-4 1-2f			C SI 92 B SL 83 X SI 90 1-1 ③ G6-3		S FF 95 C FF 96 B FF 96 S FF 95 1-3 ② K			4	0	1	0	0	1	3
55 Michael Saunders, L (1, 8) (7, 9) OBP: 0.305, SLG: 0.418	B SI 92 C SI 92 F SI 92 S SI 92 1-3 ① K	C CU 76 B SL 86 F SI 92 S CH 82 1-3 ① K		L CH 81 S CH 82 X SI 92 0-2 E1 22 HR	C FF 96 T CU 79 S FF 97 0-3 ③ K				4	1	0	0	0	3	3
22 Robinson Canó, L (1, 4) OBP: 0.377, SLG: 0.432	B SI 93 X SI 92 1-0 ② FC1-6 3 BB 15 1B 1-2f	B SI 93 B CH 82 X SI 93 2-0 ② G5-3		B SI 91 B CH 82 X CH 83 2-0 3-H HR				C SI 92 B SL 83 X SI 92 1-1 15 1B 3 1B		4	2	2	2	0	0	1
15 Kyle Seager, L (1, 5) OBP: 0.347, SLG: 0.490	B SI 93 C SI 92 X SL 85 1-1 3 BB 1-2 1B	C CU 76 F CH 82 B SI 94 B SI 93 X CH 83 2-2 ③ G3		B CU 74 C SI 91 B SI 91 S CH 82 X CH 82 2-2 ① L7				B SI 92 X SI 93 1-0 ① 1-3 1B		4	0	2	0	0	0	0
3 Mike Zunino, R (1, 2) OBP: 0.283, SLG: 0.433	C SI 92 B SI 91 B SI 92 B SL 84 F SI 92 F SL 84 F SL 86 B SI 92 4-2 1-2 2-3 BB	X SI 91 0-0 ① G6-3		B SI 90 S CH 81 F SI 91 F SL 83 S SL 82 1-3 ② K				F SI 92 S SI 93 D SL 82 X SI 93 1-2 20 G4-6-3 3-H 1B		3	0	1	1	1	1	0
20 Logan Morrison, L (1, 3) OBP: 0.289, SLG: 0.402	C SI 92 B SI 92 F SI 93 B SI 93 S CH 82 2-3 ③ K	C SI 92 B CU 77 C CH 83 S SL 87 1-3 ② K2-3		X CU 75 0-0 7 FC6-4 1B				S SI 93 F SL 84 B SI 93 X SL 84 1-2 ②③ G4-6-3 1-2f		4	0	1	0	0	2	4
7 Stefen Romero, R (1, 9) OBP: 0.236, SLG: 0.324 99 James Jones, L (7, 8) OBP: 0.308, SLG: 0.339		F SI 91 S SL 83 F SL 84 X SI 91 0-2 ① L9	F CH 81 B CH 82 X SI 91 1-1 ③ L9	F SL 81 B SI 89 S CH 80 X CH 80 1-2 ③ FC6-4 1-2f						3 0	0 0	0 0	0 0	0 0	0 0	1 0
4 John Buck, R (1, 10) OBP: 0.298, SLG: 0.289 13 Dustin Ackley, L (7, PR) OBP: 0.277, SLG: 0.335 (8, 10)		X SI 92 0-0 ② G4-3			B CU 74 X CH 80 1-0 ① F7		X CH 85 0-0 16 SH1-3 1B			3 0	0 0	1 0	0 0	0 0	0 0	0 0
16 Cole Gillespie, R (1, 7) OBP: 0.316, SLG: 0.329		C SI 92 B CH 81 B SI 92 F SI 92 X SI 91 2-2 8 FC6-4 1B			B SI 92 X SI 90 1-0 ② G4-3		1 SAFE X FF 93 0-0 ① SH1-3 1-2			2	0	1	0	0	0	0
Inning Stats	R: 0 E: 1 K: 2 S: 16 H: 2 LOB: 3 BB: 1 P: 27	R: 0 E: 0 K: 0 S: 9 H: 1 LOB: 1 BB: 0 P: 11	R: 0 E: 0 K: 1 S: 7 H: 0 LOB: 0 BB: 0 P: 12	R: 0 E: 0 K: 1 S: 6 H: 0 LOB: 0 BB: 0 P: 8	R: 0 E: 0 K: 0 S: 4 H: 0 LOB: 0 BB: 0 P: 7	R: 2 E: 1 K: 1 S: 15 H: 2 LOB: 1 BB: 0 P: 21	R: 0 E: 0 K: 2 S: 8 H: 1 LOB: 2 BB: 0 P: 9	R: 1 E: 0 K: 0 S: 9 H: 3 LOB: 0 BB: 0 P: 13		1B: 8 2B: 0 3B: 0 HR: 1 SF: 0 SAC: 1 DP: 1 HBP: 0				WP: 0 PB: 0 SB: 0 CS: 0 PA: 33		

BOTTOM

Cleveland Indians @ Seattle Mariners

Safeco Field, Seattle, WA

Sun Jun 29 2014, 1:11 PM - 3:28 PM PDT

Att. 26,171 - Cloudy - 65 F

livebaseballscorecards.com

AB	31
R	3
H	9
RBI	3
BB	1
SO	7
LOB	12

PITCHER		IP	WLS	BF	H	R	ER	SO	BB	IBB	HBP	BLK	WP	HR	S	P	ERA	WHIP
58 TJ House, L ERA: 4.28	(1, 1)	6.0	L	26	6	2	1	5	1	0	0	0	0	1	58	87	1.50	1.167
44 John Axford, R ERA: 3.69	(7, 1)	1.0		3	0	0	0	2	0	0	0	0	0	0	7	8	0.00	0.000
35 Marc Rzepczynski, L ERA: 3.99	(8, 1)	1.0		4	3	1	1	0	0	0	0	0	0	0	9	13	9.00	3.000

PITCHER	IP	WLS	BF	H	R	ER	SO	BB	IBB	HBP	BLK	WP	HR	S	P	ERA	WHIP

Batter	1	2	3	4	5	6	7	8	9	AB	R	H	RBI	BB	SO	LOB
24 Michael Bourn, L (1, 8) OBP: 0.318, SLG: 0.375	B FF 88 S FC 84 B FF 88 F FC 86 B FS 82 F FC 86 X FC 87 3-2 G4-3 ①		B FC 84 C FF 88 F FS 82 D FS 82 X FF 86 2-2 13 S 2-3 1B ①			C KC 76 T FC 85 B FC 85 B FS 84 F FF 88 B FC 84 X FF 88 3-2 F9 ②			B FC 90 B FC 91 C FC 91 C FC 91 X FC 94 2-2 G4-3 ②	4	0	1	0	0	0	0
13 Asdrúbal Cabrera, S (1, 6) OBP: 0.310, SLG: 0.396	B KC 78 B FC 86 X FC 87 2-0 G3 ②		S FF 86 S FF 86 B SI 89 C SI 89 1-3 K 1-2 ③			S FS 82 X FS 83 0-1 G3 ③			B FC 92 X FC 93 1-0 P6 ③	4	0	0	0	0	1	2
23 Michael Brantley, L (1, 7) OBP: 0.382, SLG: 0.505	B FF 86 C KC 76 B FC 86 B SI 88 C FC 86 F FF 89 F FS 82 X FC 86 3-2 G4-3 ③			C FC 84 F FC 84 X FC 85 0-2 G1-3 ①			B FC 84 X FC 84 1-0 G4-3 ①			3	0	0	0	0	0	0
41 Carlos Santana, S (1, 3) OBP: 0.357, SLG: 0.390		C KC 74 B FS 85 C FC 84 B FS 83 X FF 89 2-2 G1-3 ①		F FS 82 B FC 81 F FC 85 B FC 86 F FF 89 B FS 83 X FC 87 3-2 L8 ②			C KC 76 X FS 82 0-1 L3 ②			3	0	0	0	0	0	0
22 Jason Kipnis, L (1, 4) OBP: 0.326, SLG: 0.358		C FC 85 S FC 82 C FC 87 0-3 K ②		C KC 77 S FS 84 F FS 83 F FS 83 B FF 89 F FF 89 F SI 88 B FS 83 C FF 90 2-3 K ③			L FC 84 B FC 85 B FS 82 F FS 82 C FF 88 2-3 K ③			3	0	0	0	0	3	0
8 Lonnie Chisenhall, L (1, 5) OBP: 0.399, SLG: 0.555		F FC 86 B FC 86 F FS 82 B FF 88 X FF 89 2-2 F9 ③			F KC 73 F FC 84 B FS 82 F FS 81 B FC 85 B FF 88 X FF 89 3-2 L4 ①			C SL 87 B SL 89 F SL 89 F FF 92 B SL 89 T SL 89 2-2 K ①		3	0	0	0	0	1	0
10 Yan Gomes, R (1, 2) OBP: 0.307, SLG: 0.416			B SI 88 C FC 84 X SI 88 1-1 G6-3 ①		C FS 82 F FF 87 S FC 86 0-3 K ②			C CU 80 B SL 90 F SL 90 B SL 90 X SL 88 2-2 G5-3 ②		3	0	0	0	0	1	0
7 David Murphy, L (1, 9) OBP: 0.311, SLG: 0.367			C FS 81 B FC 86 B FS 83 B KC 74 B FC 85 4-1 24 1B 28 SH1-4 BB		B FC 86 X FF 88 1-0 G6-3 ③			B SL 88 B SL 88 C SL 90 C SL 90 X SL 89 2-2 G6-3 ③		2	0	0	0	1	0	0
28 Corey Kluber, R (1, 1) OBP: 0.200, SLG: 0.200 57 Kyle Crockett, L (7, 1) 37 Cody Allen, R (8, 1) 33 Nick Swisher, S (9, PH) OBP: 0.283, SLG: 0.316			X FC 83 0-0 SH1-4 1-2 ②			B FC 83 B FF 86 B FF 86 C FF 86 X FF 87 3-1 G6-3 ①			C FC 90 B FF 93 B FC 91 X FC 91 2-1 L5 ①	1 0 0 1	0 0 0 0	0 0 0 0	0 0 0 0	0 0 0 0	0 0 0 0	0 0 0 0
Inning Stats	R: 0 E: 0 K: 0 S: 10 H: 0 LOB: 0 BB: 0 P: 18	R: 0 E: 0 K: 1 S: 9 H: 0 LOB: 0 BB: 0 P: 13	R: 0 E: 0 K: 1 S: 10 H: 1 LOB: 2 BB: 1 P: 18	R: 0 E: 0 K: 1 S: 14 H: 0 LOB: 0 BB: 0 P: 19	R: 0 E: 0 K: 1 S: 8 H: 0 LOB: 0 BB: 0 P: 12	R: 0 E: 0 K: 0 S: 8 H: 0 LOB: 0 BB: 0 P: 14	R: 0 E: 0 K: 1 S: 6 H: 0 LOB: 0 BB: 0 P: 9	R: 0 E: 0 K: 1 S: 10 H: 0 LOB: 0 BB: 0 P: 16	R: 0 E: 0 K: 0 S: 6 H: 0 LOB: 0 BB: 0 P: 11	1B: 1 2B: 0 3B: 0 HR: 0 SF: 0 SAC: 1 DP: 0 HBP: 0						

PITCHER		IP	WLS	BF	H	R	ER	SO	BB	IBB	HBP	BLK	WP	HR	S	P	ERA	WHIP
14 Dan Haren, R ERA: 3.57	(1, 1)	7.0	W	23	1	0	0	5	1	0	0	0	0	0	65	103	0.00	0.286
0 Brian Wilson, R ERA: 4.66	(8, 1)	1.0	H	3	0	0	0	1	0	0	0	0	0	0	10	16	0.00	0.000
74 Kenley Jansen, R ERA: 3.89	(9, 1)	1.0	S	3	0	0	0	0	0	0	0	0	0	0	6	11	0.00	0.000

PITCHER	IP	WLS	BF	H	R	ER	SO	BB	IBB	HBP	BLK	WP	HR	S	P	ERA	WHIP

TOP

Cleveland Indians @ Los Angeles Dodgers

Dodger Stadium, Los Angeles, CA

Mon Jun 30 2014, 7:12 PM - 9:44 PM PDT

Att. 45,627 - Clear - 69 F

livebaseballscorecards.com

AB	27
R	0
H	1
RBI	0
BB	1
SO	6
LOB	2

WP: 0 PA: 29
PB: 0
SB: 1
CS: 0

BOTTOM

Cleveland Indians @ Los Angeles Dodgers

Dodger Stadium, Los Angeles, CA

Mon Jun 30 2014, 7:12 PM - 9:44 PM PDT

Att. 45,627 - Clear - 69 F

livebaseballscorecards.com

Batter	1	2	3	4	5	6	7	8	9	AB	R	H	RBI	BB	SO	LOB
9 Dee Strange-Gordon, L (1, 4) OBP: 0.344, SLG: 0.410	F8		G4-3			G3	P5			4	0	0	0	0	0	2
66 Yasiel Puig, R (1, 9) OBP: 0.401, SLG: 0.517	1B			G6-3		F8		P4		4	0	1	0	0	0	0
23 Adrián González, L (1, 3) OBP: 0.322, SLG: 0.445	K			27 2B 1B		2B		P6		4	0	2	0	0	1	1
27 Matt Kemp, R (1, 7) OBP: 0.332, SLG: 0.459	G5-3			1-3 2B		G5-3		G6-3		4	0	1	0	0	0	2
16 Andre Ethier, L (1, 8) OBP: 0.302, SLG: 0.373		F8		K			41 1B 3B			3	1	1	0	0	1	2
5 Juan Uribe, R (1, 5) OBP: 0.322, SLG: 0.428		K		F8			G6-3			3	0	0	0	0	1	3
17 A.J. Ellis, R (1, 2) OBP: 0.386, SLG: 0.256		G5-3			G5-3		K			3	0	0	0	0	1	1
72 Miguel Rojas, R (1, 6) OBP: 0.241, SLG: 0.245			G5-3		G6-3		41 1B IBB			2	0	0	0	0	0	0
13 Hanley Ramirez, R (7, PH) OBP: 0.360, SLG: 0.471										0	0	0	0	1	0	0
45 Carlos Triunfel, R (7, PR) (8, 6) OBP: 0.286, SLG: 0.714										0	0	0	0	0	0	0
14 Dan Haren, R (1, 1) OBP: 0.229, SLG: 0.188			K		G3		1-2 3-H 1B			2	0	0	0	0	1	0
41 Clint Robinson, L (7, PH) OBP: 0.500, SLG: 0.333										1	0	1	1	0	0	0
0 Brian Wilson, R (8, 1)										0	0	0	0	0	0	0
74 Kenley Jansen, S (9, 1)										0	0	0	0	0	0	0
Inning Stats	R: 0 E: 0 K: 1 S: 12 H: 1 LOB: 1 BB: 0 P: 17	R: 0 E: 0 K: 1 S: 9 H: 0 LOB: 0 BB: 0 P: 14	R: 0 E: 0 K: 1 S: 9 H: 0 LOB: 0 BB: 0 P: 13	R: 0 E: 0 K: 1 S: 12 H: 2 LOB: 2 BB: 0 P: 17	R: 0 E: 0 K: 0 S: 7 H: 0 LOB: 0 BB: 0 P: 13	R: 0 E: 0 K: 0 S: 8 H: 1 LOB: 1 BB: 0 P: 12	R: 1 E: 0 K: 1 S: 14 H: 2 LOB: 2 BB: 1 P: 27	R: 0 E: 0 K: 0 S: 8 H: 0 LOB: 0 BB: 0 P: 11		1B: 3 2B: 2 3B: 1 HR: 0	SF: 0 SAC: 0 DP: 0 HBP: 0					

	AB	30
	R	1
	H	6
	RBI	1
	BB	1
	SO	5
	LOB	11

WP: 0 PB: 0 SB: 0 CS: 0 PA: 31

PITCHER		IP	WLS	BF	H	R	ER	SO	BB	IBB	HBP	BLK	WP	HR	S	P	ERA	WHIP
28 Corey Kluber, R ERA: 2.99	(1, 1)	6.2	L	27	6	1	1	5	0	1	0	0	0	0	67	107	1.35	0.900
57 Kyle Crockett, L ERA: 2.61	(7, 1)	0.1		1	0	0	0	0	0	0	0	0	0	0	4	6	0.00	0.000
37 Cody Allen, R ERA: 2.6	(8, 1)	1.0		3	0	0	0	0	0	0	0	0	0	0	8	11	0.00	0.000

PITCHER	IP	WLS	BF	H	R	ER	SO	BB	IBB	HBP	BLK	WP	HR	S	P	ERA	WHIP

Cleveland Indians @ Los Angeles Dodgers

Dodger Stadium, Los Angeles, CA

Tue Jul 01 2014, 7:11 PM - 10:32 PM PDT

Att. 46,300 - Clear - 70 F

livebaseballscorecards.com

TOP

Batter	1	2	3	4	5	6	7	8	9	AB	R	H	RBI	BB	SO	LOB
24 Michael Bourn, L (1, 8) OBP: 0.313, SLG: 0.368	X FF 92 0-0 ① G4-3	B CU 71 C CU 72 C FF 92 C FC 91 1-3 ③ K		B SI 92 F SI 92 F FC 88 X FC 90 1-2 ③ G3		C SI 91 D FC 90 B CU 78 B CH 84 F FC 88 S FC 87 3-3 ③ K		B FF 88 B SI 87 X FF 88 2-0 ③ P5		5	0	0	0	0	2	2
13 Asdrúbal Cabrera, S (1, 6) OBP: 0.309, SLG: 0.393	C SI 92 X CU 70 0-1 ① 23 E / 23 2B 1B		B FF 91 B FF 89 B FF 91 C FF 91 S FC 90 S FC 90 3-3 ① K		X FF 91 0-0 ① P3		C SI 88 T CU 73 S SL 78 0-3 ① K		F FF 95 F SI 95 F FF 96 F SI 91 X SL 84 0-2 ① F9	5	1	1	0	0	2	0
23 Michael Brantley, L (1, 7) OBP: 0.382, SLG: 0.507	C SI 92 1 SAFE X CH 85 0-1 ② 8 HR 1-H 2B		C CU 70 B CH 86 C CU 74 B CH 87 X FF 93 2-2 ② F7		B SI 91 C CU 72 B CH 85 X CH 86 2-1 ② G3		F FC 83 X SL 79 0-1 ② G4-3		B FF 96 B CH 89 F FF 96 X FF 96 2-1 8 FC6-4 1B	5	1	2	1	0	0	0
8 Lonnie Chisenhall, L (1, 5) OBP: 0.399, SLG: 0.563	F FF 91 B FF 93 F FF 91 B FF 91 X CU 76 2-2 2-H HR		B FF 91 B SI 90 B SI 91 B SI 91 4-0 22 1B / 33 2B BB		F SI 90 S FC 90 X CU 77 0-2 ③ P5		B FF 88 B CU 74 X SI 88 2-0 ③ P6		B FF 96 X FF 94 1-0 ② FC6-4 1-2f	4	2	1	2	1	0	1
22 Jason Kipnis, L (1, 4) OBP: 0.332, SLG: 0.361	B CU 72 C CU 72 B FF 92 X CH 85 2-1 ② G3-1		C CU 72 B CU 73 F CH 86 X CU 74 1-2 1-3 33 2B 1B			B FC 90 B FC 88 B SI 91 B SI 91 4-0 10 WP / 10 2B BB		C FF 87 B SL 78 X SL 79 1-1 33 1B / 10 2B 1B	B SI 94 B FF 94 C FF 95 C FF 95 B SI 94 X FF 95 3-2 ③ G3	4	3	2	0	1	0	1
33 Nick Swisher, S (1, 3) OBP: 0.286, SLG: 0.324	C CH 85 C CU 72 B CH 85 S CH 87 1-3 ③ K		X CH 86 0-0 1-H 3-H 2B			1 SAFE B FC 88 C FC 90 S FC 88 D CU 78 C FC 89 2-3 ① K		C SI 87 B CH 78 X SI 87 1-1 10 2B / 7 1B 1-2 1B		4	1	2	2	0	2	1
10 Yan Gomes, R (1, 2) OBP: 0.310, SLG: 0.425 53 George Kottaras, L (8, 2) OBP: 0.455, SLG: 0.882		C FF 91 B FF 89 C CU 70 S FF 92 1-3 ① K	B SI 94 B FF 90 C CU 72 S SI 93 X SI 93 2-2 ③ G5-3			C SI 91 1 SAFE S FC 90 1 SAFE B CU 80 X CU 78 1-2 1-H 7 2B 2B		B FF 89 B FC 83 F SI 88 F FC 84 X FF 89 2-2 7 1B / 41 G5-4-3 1-3 2-H 2B		4 0	2 0	2 0	2 0	0 0	1 0	1 0
7 David Murphy, L (1, 9) OBP: 0.317, SLG: 0.377		C CU 71 B CU 73 B SI 92 B CU 69 F FF 93 X CU 73 3-2 63 SH5-4 1B		C SI 90 B CU 69 C CU 71 C SI 92 1-3 ① K		B CH 84 2 SAFE X CH 83 1-0 2-H 2B		C CU 72 X SL 80 0-1 41 G5-4-3 2-3 3-H 1B		4	0	3	2	0	1	0
63 Justin Masterson, R (1, 1) 57 Kyle Crockett, L (4, 1) 52 Vinnie Pestano, R (6, 1) 35 Marc Rzepczynski, L (6, 1) 9 Ryan Raburn, R (8, PH) OBP: 0.000, SLG: 0.000 48 Scott Atchison, R (6, 1) 41 Carlos Santana, S (8, PH) OBP: 0.286, SLG: 0.286 27 Bryan Shaw, S (6, 1) 44 John Axford, R (9, 1)		B SI 92 L FF 92 1 SAFE X FF 92 1-1 ② SH5-4 1-2		B FF 92 S SI 92 X FF 92 1-1 ② G6-3		S FC 90 F SI 92 B SI 91 S FC 89 1-3 ② K		C FC 84 X FF 88 0-1 ① ② G5-4-3 1-2f 3-H		1 0 0 0 1 0 1 0 0	0 0 0 0 0 0 0 0 0	0 0 0 0 0 0 0 0 0	0 0 0 0 0 0 0 0 0	0 0 0 0 1 0 0 0 0	0 0 0 0 1 0 0 0 0	0 0 0 0 1 0 1 0 0

	AB	38
	R	10
	H	13
	RBI	9
	BB	2
	SO	9
	LOB	8

Inning Stats																								
	R: 3 E: 1 K: 1 S: 13	H: 3 LOB: 0 BB: 0 P: 18	R: 0 E: 0 K: 2 S: 11	H: 1 LOB: 1 BB: 0 P: 17	R: 2 E: 0 K: 1 S: 13	H: 2 LOB: 1 BB: 1 P: 25	R: 0 E: 0 K: 1 S: 8	H: 0 LOB: 0 BB: 0 P: 11	R: 0 E: 0 K: 0 S: 6	H: 0 LOB: 0 BB: 0 P: 8	R: 2 E: 0 K: 3 S: 13	H: 2 LOB: 1 BB: 1 P: 25	R: 0 E: 0 K: 1 S: 6	H: 0 LOB: 0 BB: 0 P: 8	R: 3 E: 0 K: 0 S: 12	H: 4 LOB: 0 BB: 0 P: 18	R: 0 E: 0 K: 0 S: 11	H: 1 LOB: 1 BB: 0 P: 17	1B: 7 2B: 5 3B: 0 HR: 1	SF: 0 SAC: 1 DP: 1 HBP: 0	WP: 1 PB: 0 SB: 0 CS: 0	PA: 41	

PITCHER		IP	WLS	BF	H	R	ER	SO	BB	IBB	HBP	BLK	WP	HR	S	P	ERA	WHIP
61 Josh Beckett, R ERA: 2.37	(1, 1)	5.0	L	22	6	5	5	5	1	0	0	0	0	1	51	79	9.00	1.400
28 Jamey Wright, R ERA: 2.52	(6, 1)	1.0		6	2	2	2	3	1	0	0	0	1	0	13	25	18.00	3.000
47 Paul Maholm, L ERA: 5.17	(7, 1)	2.0		9	4	3	3	1	0	0	0	0	0	0	18	26	13.50	2.000
54 Chris Perez, R ERA: 5.02	(9, 1)	1.0		4	1	0	0	0	0	0	0	0	0	0	11	17	0.00	1.000

PITCHER	IP	WLS	BF	H	R	ER	SO	BB	IBB	HBP	BLK	WP	HR	S	P	ERA	WHIP

Cleveland Indians @ Los Angeles Dodgers

Dodger Stadium, Los Angeles, CA

Tue Jul 01 2014, 7:11 PM - 10:32 PM PDT

Att. 46,300 - Clear - 70 F

livebaseballscorecards.com

BOTTOM

Batter	1	2	3	4	5	6	7	8	9	AB	R	H	RBI	BB	SO	LOB
9 Dee Strange-Gordon, L (1, 4) OBP: 0.351, SLG: 0.418	C FF 89 B SI 91 F SI 90 C SL 82 1-3 ① K	C SI 88 C SL 80 X FF 93 0-2 2B 2-3		B SI 86 X SI 88 1-0 66 1B 23 F 1B 2-3		C FF 92 C SL 88 B CU 80 B CU 81 X CU 80 2-2 66 CS 1B			B FF 93 B FF 93 B FF 94 C FF 94 B FF 95 4-1 BB	4	0	3	0	1	1	0
66 Yasiel Puig, R (1, 9) OBP: 0.401, SLG: 0.518	S SI 90 X SI 92 0-1 23 HR 2B	B SL 80 S SI 90 S SL 83 F SI 92 S SL 83 1-3 ① K		1 SAFE X SI 89 0-0 23 F 1B 1-3 3-H		C FF 93 F SL 88 B FF 93 B SL 89 X CU 81 2-2 ①② G5-3 1-2			S FF 95 B FF 95 S CU 78 B FF 95 B CU 78 S FF 95 3-3 ① K	5	1	2	1	0	2	4
23 Adrián González, L (1, 3) OBP: 0.324, SLG: 0.453 54 Chris Perez, R (9, 1) 17 A.J. Ellis, R (9, PH) OBP: 0.383, SLG: 0.253	C SI 91 X FF 93 0-1 2-H HR	I IN 64 I IN 61 I IN 58 I IN 58 4-0 IBB		C FF 88 S CL 79 B FF 92 X SL 80 1-2 ①②③ F 1-2 3-H		C FF 93 B SL 88 F SL 88 B FF 94 S CU 82 2-3 ③ K			B FF 95 B FF 93 C FF 94 B FF 95 X FF 94 3-1 ② F7	3	1	1	2	1	1	2
										0	0	0	0	0	0	0
										1	0	0	0	0	0	1
27 Matt Kemp, R (1, 7) OBP: 0.330, SLG: 0.452	B SI 90 B SL 79 B SI 89 C FF 92 S SI 90 S SI 88 3-3 ② K	S SL 79 F SI 91 S SL 85 0-3 ② K			B CH 80 S FF 88 B FF 91 F CH 81 F FF 91 B SL 80 B FF 90 4-2 5 1B 16 1B BB		C SL 88 F CU 80 C FF 94 0-3 ① K		B FF 95 F FF 94 B FF 95 B FF 95 F FF 96 X FF 95 3-2 ③ F7	4	0	0	0	1	3	4
16 Andre Ethier, L (1, 8) OBP: 0.301, SLG: 0.371	B SI 90 B FF 92 C SI 89 C SI 90 X SL 84 2-2 E3 31 BB 5 BB	B SL 79 D SI 90 T SI 88 B SI 88 F SI 87 X SI 87 3-2 ③ G3-1			1 SAFE C SL 78 X FF 89 0-1 5 1B 1B 1-2		B FF 92 B CU 80 C SL 87 F FF 93 X SL 89 2-2 ② G1-3			4	0	1	0	0	0	3
5 Juan Uribe, R (1, 5) OBP: 0.326, SLG: 0.426	B SI 91 B SI 90 B FF 93 C FF 92 F SI 90 B SI 89 4-2 31 BB 1-2 BB		B SI 88 C SL 77 S SI 89 B SL 84 F SL 82 B SI 90 F SI 88 S SL 79 3-3 ① K		B FF 91 X FF 90 1-0 1B 1-2 2-3		X SL 86 0-0 ③ G3-1			3	0	1	0	1	1	0
31 Drew Butera, R (1, 2) OBP: 0.279, SLG: 0.298	B SI 89 B FF 91 C FF 91 C SI 90 B SI 91 B SI 89 4-2 BB 1-2 2-3		B SI 87 X FF 91 1-0 ② F7		C SL 80 F FF 91 T FF 92 0-2 ① K			C FC 92 B SL 82 B FC 94 F FC 93 F SL 83 X SL 83 2-2 ① G1-3		3	0	0	0	1	1	3
45 Carlos Triunfel, R (1, 6) OBP: 0.222, SLG: 0.556 13 Hanley Ramirez, R (5, PH) OBP: 0.359, SLG: 0.469 72 Miguel Rojas, R (6, 6) OBP: 0.236, SLG: 0.241	B SI 88 C FF 90 C FF 92 F SL 82 F SI 91 S SL 83 1-3 ③ K		B SL 79 F SI 90 S SI 90 B SL 84 F SI 90 S SI 91 2-3 ③ K		D SL 80 B FF 91 B FF 90 C FF 90 S FF 90 T FF 91 3-2 ② K			C FC 94 X FC 94 0-1 ② G4-3		2	0	0	0	0	2	3
										1	0	0	0	0	1	3
										1	0	0	0	0	0	0
61 Josh Beckett, R (1, 1) OBP: 0.188, SLG: 0.250 41 Clint Robinson, L (5, PH) OBP: 0.400, SLG: 0.250 28 Jamey Wright, R (6, 1) 47 Paul Maholm, L (7, 1) 33 Scott Van Slyke, R (8, PH) OBP: 0.421, SLG: 0.525 (9, 3)		C FF 89 B FF 92 X FF 90 1-1 9 2B 2B		B FF 88 F SI 86 B SI 88 X FF 89 2-1 9 1B 66 1B 2B		S SL 84 F SI 92 D SL 85 T SI 94 1-2 ③ K			F FC 95 C FC 93 B FC 94 S SL 83 1-3 ③ K	2	1	2	0	0	0	0
										1	0	0	0	0	1	3
										0	0	0	0	0	0	0
										0	0	0	0	0	0	0
										1	0	0	0	0	1	0
Inning Stats	R: 2 E: 1 K: 3 S: 22 H: 2 LOB: 3 BB: 2 P: 37	R: 0 E: 0 K: 2 S: 16 H: 2 LOB: 3 BB: 1 P: 25	R: 0 E: 0 K: 2 S: 10 H: 0 LOB: 0 BB: 0 P: 16	R: 1 E: 0 K: 0 S: 7 H: 3 LOB: 0 BB: 0 P: 11	R: 0 E: 0 K: 3 S: 15 H: 2 LOB: 3 BB: 1 P: 24	R: 0 E: 0 K: 1 S: 9 H: 1 LOB: 0 BB: 0 P: 15	R: 0 E: 0 K: 1 S: 7 H: 0 LOB: 0 BB: 0 P: 9	R: 0 E: 0 K: 1 S: 9 H: 0 LOB: 0 BB: 1 P: 12	R: 0 E: 0 K: 1 S: 9 H: 0 LOB: 1 BB: 1 P: 22	1B: 5 2B: 4 3B: 1 HR: 1 SF: 0 SAC: 0 DP: 0 HBP: 0						

	AB	35
	R	3
	H	10
	RBI	3
	BB	5
	SO	14
	LOB	26

WP: 0 PB: 0 SB: 0 CS: 1 PA: 40

PITCHER		IP	WLS	BF	H	R	ER	SO	BB	IBB	HBP	BLK	WP	HR	S	P	ERA	WHIP
63 Justin Masterson, R ERA: 5.16	(1, 1)	3.0		20	7	3	3	7	2	1	0	0	0	1	52	85	9.00	3.000
57 Kyle Crockett, L ERA: 2.38	(4, 1)	1.0	W	3	1	0	0	0	1	0	0	0	0	0	8	13	0.00	2.000
52 Vinnie Pestano, R ERA: 7.2	(5, 1)	0.2	H	3	1	0	0	2	0	0	0	0	0	0	7	11	0.00	1.500
35 Marc Rzepczynski, L ERA: 3.94	(5, 1)	0.1	H	1	0	0	0	1	0	0	0	0	0	0	3	4	0.00	0.000
48 Scott Atchison, R ERA: 2.92	(6, 1)	2.0		6	1	0	0	2	0	0	0	0	0	0	16	24	0.00	0.500

PITCHER		IP	WLS	BF	H	R	ER	SO	BB	IBB	HBP	BLK	WP	HR	S	P	ERA	WHIP
27 Bryan Shaw, R ERA: 2.68	(8, 1)	1.0		3	0	0	0	1	0	0	0	0	0	0	9	12	0.00	0.000
44 John Axford, R ERA: 3.58	(9, 1)	1.0		4	0	0	0	1	1	0	0	0	0	0	9	22	0.00	1.000

Cleveland Indians @ Los Angeles Dodgers

Dodger Stadium, Los Angeles, CA

Wed Jul 02 2014, 12:11 PM - 3:41 PM PDT

Att. 50,199 - Sunny - 80 F

livebaseballscorecards.com

Batter	1	2	3	4	5	6	7	8	9	AB	R	H	RBI	BB	SO	LOB
22 Jason Kipnis, L (1, 4) OBP: 0.325, SLG: 0.353	C FF 88 X SI 88 0-1 G5-3		C SL 83 X CU 72 0-1 G6-3		C FF 88 B SL 81 S FF 88 B SI 91 S CH 82 2-3 K		B SL 83 B SL 84 C SI 90 F SL 88 F FF 93 B CH 84 T SI 93 3-2 K	C SI 88 B SI 87 B SI 88 F KC 78 X KC 79 2-2 F7		5	0	0	0	0	2	2
13 Asdrúbal Cabrera, S (1, 6) OBP: 0.310, SLG: 0.399	C SI 89 S CU 74 F SI 91 X CU 74 0-2 23 E 2B		C CH 80 S FF 90 S SL 85 0-3 K		X CU 73 0-0 41 1B 2B		B SI 94 B CH 85 X FF 93 2-0 L9		S CH 88 L FF 94 B SL 84 X FF 94 1-2 L3	5	0	2	0	0	1	0
23 Michael Brantley, L (1, 8) OBP: 0.380, SLG: 0.500	B SI 89 X SI 90 1-0 E6 2-3		B SL 86 B CH 82 F CH 83 C SL 84 X SL 84 2-2 G5-3		B FF 89 X SI 90 1-0 L5			B CU 78 C SL 87 B SI 91 F SL 89 B SL 89 B SL 89 4-2 41 S 7 1B BB	B FF 95 B CH 88 X SI 96 2-0 F7	4	1	0	0	1	0	2
41 Carlos Santana, S (1, 3) OBP: 0.356, SLG: 0.386	C FF 90 B SI 91 1 SAFE F SI 91 S SL 84 1-3 K			C CU 70 B CH 79 F CH 80 B SL 84 X SI 91 2-2 F8	S CH 82 S SL 83 B FF 90 B SL 81 B SL 83 F SL 83 X FF 91 3-2 2-H 1B			B SL 90 C SL 90 C SL 90 B SL 90 B SL 90 B SI 91 4-2 7 E 7 1B 4 1B 1-2 BB	C SL 83 B CH 88 F FF 95 B FF 95 B SL 84 X SI 96 3-2 G4-3	4	1	1	0	1	1	2
10 Yan Gomes, R (1, 2) OBP: 0.309, SLG: 0.422	B CU 73 F FF 91 S FF 91 B FF 91 C FF 92 2-3 K			X FF 91 0-0 9 HR 1B		B CH 82 X CH 81 1-0 E5 9 FC5-4		S SL 91 S FF 94 S FF 95 0-3 K		4	1	1	0	0	2	4
9 Ryan Raburn, R (1, 9) OBP: 0.252, SLG: 0.275 7 David Murphy, L (8, PH) OBP: 0.320, SLG: 0.379 (8, 9)		C FF 87 B CH 78 C CH 80 F FF 89 X CU 74 1-2 L9		C CH 81 1 SAFE X FF 90 0-1 1-H HR		C FF 90 B FF 91 X CH 82 1-1 FC5-4 4 FC5-4 1-2f		B SL 90 X SL 90 1-0 E7 4 1B 1-3 2-H 1B		3 1	1 1	1 1	2 1	0 0	0 0	1 0
8 Lonnie Chisenhall, L (1, 5) OBP: 0.401, SLG: 0.559		C CU 73 X FF 90 0-1 4 FC1-6 1B		C SL 86 F CH 82 F CU 74 F SI 90 B SI 90 B CU 74 B CH 83 S FF 91 3-3 K		S FF 88 X FF 89 0-1 F8		I IN 85 I IN 90 I IN 90 I IN 91 4-0 4 1B IBB		3	0	1	0	1	1	1
4 Mike Aviles, R (1, 7) OBP: 0.286, SLG: 0.351		C FF 90 C FF 89 X SL 82 0-2 FC1-6 1-2f		X FF 90 0-0 1B		B CH 81 X CH 81 1-0 FC5-4 1-2f		C FF 94 B FF 94 B SL 90 X FF 93 2-1 33 S 1-3 2-H 3-H 1B		4	0	2	2	0	0	2
47 Trevor Bauer, R (1, 1) 52 Vinnie Pestano, R (6, 1) 24 Michael Bourn, L (7, PH) OBP: 0.312, SLG: 0.367 27 Bryan Shaw, S (7, 1) 33 Nick Swisher, S (8, PH) OBP: 0.285, SLG: 0.322 48 Scott Atchison, R (8, 1) 37 Cody Allen, R (8, 1)		C SI 89 B SI 89 B CH 81 C FF 90 S FF 90 2-3 K		F SL 89 B FF 89 F FF 89 B SI 90 B SI 90 C SI 89 3-3 K			L SI 88 X SL 82 0-1 G1-3	B SI 86 C KC 77 1 SAFE F SI 86 F KC 80 1 SAFE D KC 80 F SI 87 D KC 78 3-3 C SI 87 K 1-2		2 0 1 0 1 0	0 0 0 0 0 0	0 0 0 0 0 0	0 0 0 0 1 0	2 0 0 0 0 0	2 0 0 0 2 0

TOP

AB	37
R	5
H	9
RBI	5
BB	3
SO	10
LOB	18

| Inning Stats | | |

Batter	1	2	3	4	5	6	7	8	9	AB	R	H	RBI	BB	SO	LOB
9 Dee Strange-Gordon, L (1, 4) OBP: 0.350, SLG: 0.414	B FF 92 C SI 93 C SI 92 B KC 76 X FF 93 2-2 ① G4-3		F FF 93 B CH 86 F SI 94 S KC 78 1-3 ② K		B FF 94 B CH 86 B FC 88 B FF 95 4-0 17 BB, 16 1B, BB		B FC 92 D FC 92 1 SAFE B FC 91 C FC 91 X FC 91 3-1 ① SH2-3 1-2		C KC 86 C KC 86 F KC 87 B FF 96 S KC 86 1-3 ② K	3	1	0	0	1	2	1
17 A.J. Ellis, R (1, 2) OBP: 0.387, SLG: 0.255 13 Hanley Ramirez, R (9, PH) OBP: 0.361, SLG: 0.469	C FF 92 B FF 92 B FC 84 X FF 93 2-1 27 FC6-4 1B		B FF 94 C SL 82 D ST 80 C FC 84 B FF 94 X SI 94 3-2 ③ F9		C FC 86 B ST 80 S FF 94 B FF 94 B KC 79 F FF 94 B FF 94 4-2 16 1B, 1-2, 2-3, BB		C FC 92 F FC 92 S SL 82 0-3 ② K		B KC 86 B KC 86 B FF 96 C FF 95 C KC 86 B KC 86 4-2 16 2B, BB	3 0	0 0	1 0	0 0	1 1	1 0	2 0
16 Andre Ethier, L (1, 8) OBP: 0.307, SLG: 0.378	B FF 93 B CH 83 S FF 93 F SI 93 B KC 76 X SI 93 3-2 ② F8			C CH 84 B CH 84 F SI 93 C KC 78 1-3 ① K	B FC 86 B FF 94 F FF 94 F CH 85 X FF 95 2-2 1-2, 2-H, 3-H, 1B		B SL 80 B SL 80 B FC 92 B FC 92 4-0 BB		C KC 85 F FF 95 F KC 86 B FF 95 B KC 86 F KC 86 B FF 95 X KC 84 3-2 1-3, 2B	4	0	2	2	1	1	1
27 Matt Kemp, R (1, 7) OBP: 0.325, SLG: 0.444	B SL 82 B FF 92 X FF 93 2-0 ③ FC6-4 1-2f			C SL 79 F FF 94 F FF 95 X KC 80 0-2 ② F9	D SI 81 F SI 95 F FF 95 X SL 81 1-2 ③ G5-3		C SL 81 X FC 92 0-1 ③ F8		C FF 96 B KC 86 X FF 95 1-1 ③ F8	5	0	0	0	0	0	7
41 Clint Robinson, L (1, 3) OBP: 0.250, SLG: 0.143 0 Brian Wilson, R (8, 1) 56 J.P. Howell, L (8, 1) 23 Adrián González, L (8, PH) OBP: 0.323, SLG: 0.452 (9, 3)		X SI 92 0-0 ① P4		C CH 85 F FC 86 B SI 93 X KC 79 1-2 ③ G3-1		X FC 85 0-0 ① L4		F SI 92 X CU 79 0-1 ① F8		3 0 0 0 1	0 0 0 0 0	0 0 0 0 0	0 0 0 0 0	0 0 0 0 0	0 0 0 0 0	0 0 0 0 0
33 Scott Van Slyke, R (1, 9) OBP: 0.415, SLG: 0.544 (8, 3) 54 Chris Perez, R (9, 1)		C FF 93 B FF 93 F SL 78 F KC 78 X KC 78 1-2 ② F8			X SL 80 0-0 ① F8	C FF 93 B ST 79 F FF 94 B KC 79 B FF 95 X FC 84 3-2 ② F8		X SL 85 0-0 HR		4 0	1 0	1 0	1 0	0 0	0 0	0 0
72 Miguel Rojas, R (1, 5) OBP: 0.259, SLG: 0.263 5 Juan Uribe, R (7, 5) OBP: 0.324, SLG: 0.424		C SL 83 X FF 94 0-1 ③ P6			B FF 92 B SL 84 B FF 94 C FF 93 X SI 94 3-1 99 2B, 1B	B SL 80 B FF 94 C FC 84 C SL 82 F ST 80 F FF 94 X KC 79 2-2 1B		B FF 92 B SL 88 F FF 92 F FF 94 X FF 93 2-2 ② L8		3 1	1 0	2 0	0 0	0 0	0 0	0 0
45 Carlos Triunfel, R (1, 6) OBP: 0.154, SLG: 0.385			C FF 94 C SL 82 B KC 78 X FF 95 1-2 ① L9		S FC 85 C SL 78 F KC 78 X FF 94 0-2 ② F9	S SL 78 S FF 90 F FF 90 B FF 91 F FF 92 F SL 81 1 SAFE B FF 90 S FF 90 2-3 ③ K		S KC 88 B KC 88 B FF 96 F FF 96 B FF 96 S KC 88 3-3 ③ K		4	0	0	0	0	2	2
99 Hyun Jin Ryu, R (1, 1) OBP: 0.194, SLG: 0.258 66 Yasiel Puig, R (7, PH) OBP: 0.401, SLG: 0.518 (8, 9)			B FF 94 S FF 95 F FF 94 X KC 76 1-2 1B		B FF 93 X FF 93 1-0 17 BB, 16 1B, 1-H, 2B		B FC 93 B SL 80 F FC 93 S FC 93 F FC 92 X FC 94 2-2 9 SH2-3 1B		B FF 95 C KC 86 F FF 96 B KC 86 B FF 96 X FF 96 3-2 ① F9	2 2	1 0	2 1	1 0	0 0	0 0	0 0
Inning Stats	R: 0 H: 1 E: 0 LOB: 1 K: 0 BB: 0 S: 9 P: 18	R: 0 H: 0 E: 0 LOB: 0 K: 0 BB: 0 S: 7 P: 8	R: 0 H: 1 E: 0 LOB: 1 K: 1 BB: 0 S: 12 P: 18	R: 0 H: 0 E: 0 LOB: 0 K: 1 BB: 0 S: 10 P: 12	R: 3 H: 3 E: 0 LOB: 2 K: 0 BB: 2 S: 17 P: 32	R: 0 H: 1 E: 0 LOB: 1 K: 1 BB: 0 S: 15 P: 22	R: 0 H: 1 E: 0 LOB: 2 K: 1 BB: 1 S: 11 P: 20	R: 1 H: 1 E: 0 LOB: 0 K: 1 BB: 0 S: 9 P: 14	R: 0 H: 1 E: 0 LOB: 2 K: 1 BB: 1 S: 16 P: 28	1B: 6 2B: 2 3B: 0 HR: 1	SF: 0 SAC: 1 DP: 0 HBP: 0			WP: 0 PB: 0 SB: 0 CS: 0	PA: 40		

PITCHER		IP	WLS	BF	H	R	ER	SO	BB	IBB	HBP	BLK	WP	HR	S	P	ERA	WHIP
47 Trevor Bauer, R ERA: 4.42	(1, 1)	5.2		25	6	3	3	2	2	0	0	0	0	0	64	102	4.76	1.412
52 Vinnie Pestano, R ERA: 6.75	(6, 1)	0.1		1	0	0	0	1	0	0	0	0	0	0	6	8	0.00	0.000
27 Bryan Shaw, R ERA: 2.61	(7, 1)	1.0	W	5	1	0	0	1	1	0	0	0	0	0	11	20	0.00	2.000
48 Scott Atchison, R ERA: 3.11	(8, 1)	0.2	H	3	1	1	1	0	0	0	0	0	0	1	6	8	13.50	1.500
37 Cody Allen, R ERA: 2.5	(8, 1)	1.1	S	6	1	0	0	2	1	0	0	0	0	0	19	34	0.00	1.500

PITCHER	IP	WLS	BF	H	R	ER	SO	BB	IBB	HBP	BLK	WP	HR	S	P	ERA	WHIP

BOTTOM

Cleveland Indians @ Los Angeles Dodgers

Dodger Stadium, Los Angeles, CA

Wed Jul 02 2014, 12:11 PM - 3:41 PM PDT

Att. 50,199 - Sunny - 80 F

livebaseballscorecards.com

AB	35
R	4
H	9
RBI	4
BB	4
SO	6
LOB	13

Kansas City Royals @ Cleveland Indians

Progressive Field, Cleveland, OH

Fri Jul 04 2014, 7:09 PM - 9:57 PM EDT

Att. 39,020 - Clear - 70 F

TOP

livebaseballscorecards.com

Batter	1	2	3	4	5	6	7	8	9	AB	R	H	RBI	BB	SO	LOB
6 Lorenzo Cain, R (1, 8) (8, 9) OBP: 0.350, SLG: 0.438	C FF 89 F FF 91 B FF 90 B FC 87 X FC 86 2-2 ① G5-3		X FC 86 0-0 16 CS 35 1B 3-H 1B		F FF 88 S CU 75 B FC 86 X CU 75 1-2 35 G4-3 2-H 2B		C FF 88 X FF 89 0-1 ① G5-3		C FF 95 D CU 80 B FF 97 H FF 95 3-1 16 E 35 G2-3 HBP	4	0	2	2	0	0	0
35 Eric Hosmer, L (1, 3) OBP: 0.301, SLG: 0.350	B FF 90 C FF 90 F FC 86 T CU 77 1-2 ② K		B FC 86 1 SAFE 1 SAFE C FF 86 X FF 88 1-1 1-2 1B		F FF 90 B FF 89 B FC 86 F CH 82 F CU 76 B FF 89 X FC 85 3-2 ② G4-3 2-3		F FF 90 F SL 79 B SL 80 X FF 90 1-2 ② G4-3		F FF 96 B CU 77 X CU 78 1-1 ② G2-3 1-2 2-3	5	0	1	0	0	1	3
16 Billy Butler, R (1, 10) OBP: 0.318, SLG: 0.341	B FF 91 F FC 86 X 1-1 ③ F9		C FF 89 B CU 75 B FF 90 B FC 86 F FF 90 F FC 86 S FC 84 3-3 ②③ K 2-3		C FF 89 B FF 89 S FC 86 B FF 90 B FC 85 X FF 89 3-2 ③ G6-3		C FF 88 B SL 80 X FF 89 1-1 ③ G4-3		F FF 96 X CU 76 0-1 E5 2-3 3-H	5	0	0	0	0	1	4
4 Alex Gordon, L (1, 7) OBP: 0.345, SLG: 0.423		F FF 89 B FC 86 X CH 82 1-1 ① G3-1		C FF 88 B FC 86 X FF 90 1-1 ① F8		B CU 72 B FF 88 B FF 89 C FF 87 S FC 85 X FF 89 3-2 ① G3		F FF 95 F FF 96 X CU 83 0-2 ① G4-3	C FF 96 C CU 77 S FF 95 0-3 ③ K	5	0	0	0	0	1	2
13 Salvador Perez, R (1, 2) OBP: 0.338, SLG: 0.452		B FF 90 X FF 91 1-0 1B		S FC 86 X CH 82 0-1 1B		B FC 87 B FC 86 F FF 90 X FC 87 2-1 8 WP 2 1B 8 HR 1B		B FF 96 X SL 86 1-0 ② F7		4	1	3	0	0	0	0
18 Raul Ibanez, L (1, 9) OBP: 0.257, SLG: 0.281 1 Jarrod Dyson, L (8, 8) OBP: 0.353, SLG: 0.355		B FC 86 B FF 88 X FF 89 2-0 ② L8		F FF 89 B CH 82 S FF 88 X CU 75 1-2 ② F8		B FF 89 F FF 88 C FC 86 B FC 87 D CU 76 F FF 90 S FC 85 3-3 ② K		B FF 95 S FF 96 X FF 96 1-1 ③ G6-3		4 0	0 0	0 0	0 0	0 0	1 0	3 0
2 Alcides Escobar, R (1, 6) OBP: 0.334, SLG: 0.408		C FF 89 B FF 89 B FC 84 F FC 86 B FF 89 S FC 86 3-3 ③ K		B FF 89 C FC 84 F CU 75 X FC 87 1-2 ③ G5-3		F FF 89 F CU 76 X FC 85 0-2 8 WP 8 HR 1-2 1B			C FF 94 B FF 94 X FF 94 1-1 ① P4	4	1	1	0	0	1	2
8 Mike Moustakas, L (1, 5) OBP: 0.254, SLG: 0.370			B FC 86 F FF 89 F FF 90 C CU 76 1-3 ① K		C FC 84 C CU 74 F FF 88 S CU 76 0-3 ① K	F FC 86 B FC 86 B CU 77 B FF 89 S FC 86 X FC 85 3-2 1-H 2-H HR			C FF 95 X FF 96 0-1 24 PB 24 2B 1B	4	2	2	3	0	2	0
24 Christian Colón, R (1, 4) OBP: 0.500, SLG: 1.167			B FF 89 X FF 90 1-0 6 1B 3B		C FC 86 S FC 86 B FC 86 X FF 90 1-2 6 2B 2B	B FF 90 C FF 89 S FF 90 S FF 90 1-3 ③ K			C FF 94 B FF 96 B FF 95 F FF 95 X FF 98 2-2 35 G2-3 1-H 16 E 2B	4	3	3	1	0	1	0

Inning Stats	1	2	3	4	5	6	7	8	9
	R: 0 E: 0 K: 1 S: 8 H: 0 LOB: 0 BB: 0 P: 12	R: 0 E: 0 K: 1 S: 7 H: 1 LOB: 1 BB: 0 P: 14	R: 1 E: 0 K: 2 S: 11 H: 3 LOB: 2 BB: 0 P: 17	R: 0 E: 0 K: 0 S: 10 H: 1 LOB: 1 BB: 0 P: 13	R: 1 E: 0 K: 1 S: 17 H: 2 LOB: 1 BB: 0 P: 25	R: 3 E: 0 K: 2 S: 18 H: 3 LOB: 0 BB: 0 P: 30	R: 0 E: 0 K: 0 S: 7 H: 0 LOB: 0 BB: 0 P: 9	R: 0 E: 0 K: 0 S: 6 H: 0 LOB: 0 BB: 0 P: 8	R: 2 E: 1 K: 1 S: 15 H: 2 LOB: 2 BB: 0 P: 22

1B: 7	SF: 0	WP: 1
2B: 4	SAC: 0	PB: 1
3B: 1	DP: 1	SB: 0
HR: 1	HBP: 1	CS: 1

PA: 40

	AB	39
	R	7
	H	12
	RBI	6
	BB	0
	SO	8
	LOB	14

PITCHER		IP	WLS	BF	H	R	ER	SO	BB	IBB	HBP	BLK	WP	HR	S	P	ERA	WHIP
43 Josh Tomlin, R ERA: 4.11	(1, 1)	5.2	L	26	10	5	5	6	0	0	0	0	1	1	68	107	7.94	1.765
52 Vinnie Pestano, R ERA: 5.4	(6, 1)	1.1		4	0	0	0	1	0	0	0	0	0	0	10	13	0.00	0.000
59 Carlos Carrasco, R ERA: 4.03	(8, 1)	1.0		3	0	0	0	0	0	0	0	0	0	0	6	8	0.00	0.000
44 John Axford, R ERA: 3.74	(9, 1)	1.0		7	2	2	1	1	0	0	1	0	0	0	15	22	9.00	2.000

PITCHER		IP	WLS	BF	H	R	ER	SO	BB	IBB	HBP	BLK	WP	HR	S	P	ERA	WHIP

BOTTOM

Kansas City Royals @ Cleveland Indians

Progressive Field, Cleveland, OH

Fri Jul 04 2014, 7:09 PM - 9:57 PM EDT

Att. 39,020 - Clear - 70 F

livebaseballscorecards.com

Batter	1	2	3	4	5	6	7	8	9	AB	R	H	RBI	BB	SO	LOB
24 Michael Bourn, L (1, 8) OBP: 0.311, SLG: 0.369	B FF 98 B FF 97 C FF 96 F FF 98 X FF 99 2-2 ① P6		C FF 95 B CH 86 F CH 87 C CU 85 1-3 ③ K			C SI 97 X CU 78 0-1 ① L7		B FF 99 B FF 97 C FF 97 B FF 98 X FF 96 3-1 2B		4	0	1	0	0	1	1
13 Asdrúbal Cabrera, S (1, 6) OBP: 0.306, SLG: 0.394	C FF 97 X CU 82 0-1 ② G3			B SI 94 X SI 94 1-0 ① G3-1		B CU 78 B SI 97 B SI 95 C FF 97 C FF 96 X FF 97 3-2 ② F8		S FF 98 X FF 99 0-1 ③ F9		4	0	0	0	0	0	1
23 Michael Brantley, L (1, 7) OBP: 0.381, SLG: 0.510	C FF 100 B FC 94 C FF 99 B CU 85 B FF 100 F FF 98 F FF 100 X FC 92 3-2 ③ G6-3			F FF 98 X FF 94 0-1 41 1B 1B		B FF 98 B FF 97 X FF 97 2-0 ③ L7			F FF 96 B CU 79 B CH 85 B FF 98 X FF 96 3-1 HR	4	1	2	1	0	0	0
41 Carlos Santana, S (1, 3) OBP: 0.355, SLG: 0.384		C FF 98 B FF 97 C FF 98 B CH 86 X FF 99 2-2 ① F9		B SI 100 C CH 84 X FF 98 1-1 22 G4-6-3 1-3 1B			X SI 97 0-0 ① G4-3		B FF 99 X CH 86 1-0 ① G3-1	4	0	1	0	0	0	0
22 Jason Kipnis, L (1, 4) OBP: 0.328, SLG: 0.356		C SI 97 F FF 96 T FF 100 0-2 ② K		B SI 97 B CH 87 X SI 98 2-0 ② ③ G4-6-3 1-2f			C FF 95 X FF 94 0-1 1B		B FF 99 F FF 97 X CH 86 1-1 8 G4-3 1B	4	0	2	0	0	1	2
8 Lonnie Chisenhall, L (1, 5) OBP: 0.395, SLG: 0.550		X SI 98 0-0 ③ G3-1			B FF 97 X FF 94 1-0 ① L3		X FF 98 0-0 ② P6		B SI 91 C SI 92 F SI 93 B FF 94 X SL 83 2-2 ② G4-3 1-2	4	0	0	0	0	0	2
33 Nick Swisher, S (1, 10) OBP: 0.284, SLG: 0.318			B FF 98 F FF 98 B CH 85 X FC 95 2-1 ① G3		C FF 99 B CU 82 C CH 87 B FF 100 B FF 96 B SI 99 4-2 BB		C FF 97 B FF 98 C CH 84 B FF 99 S CH 85 2-3 ③ K		F SI 93 F FF 93 D SL 84 B FF 93 B SL 83 C FF 92 3-3 ③ K	3	0	0	0	1	2	2
10 Yan Gomes, R (1, 2) OBP: 0.310, SLG: 0.419			B SI 98 C CU 80 C FC 95 B CU 85 F FF 100 B FF 100 B FF 95 4-2 BB		X SI 98 0-0 ② L9			B FF 98 B FF 94 F FF 97 S FF 98 B FF 99 S FF 99 3-3 ① K		2	0	0	0	1	1	1
7 David Murphy, L (1, 9) OBP: 0.316, SLG: 0.375			F SI 98 B CU 78 B SI 96 X SI 97 2-1 ② L7		C FF 100 B FF 100 B SI 96 X SI 97 2-1 ③ L6			B FF 99 B FF 95 F FF 98 X FF 97 2-1 ② L7		3	0	0	0	0	0	2

Inning Stats	1	2	3	4	5	6	7	8	9	1B: 4	SF: 0	WP: 0	PA: 34
	R: 0 H: 0 E: 0 LOB: 0 K: 0 BB: 0 S: 10 P: 15	R: 0 H: 0 E: 0 LOB: 0 K: 1 BB: 0 S: 7 P: 9	R: 0 H: 0 E: 0 LOB: 1 K: 1 BB: 1 S: 10 P: 19	R: 0 H: 2 E: 0 LOB: 1 K: 0 BB: 0 S: 6 P: 10	R: 0 H: 0 E: 0 LOB: 1 K: 0 BB: 1 S: 6 P: 13	R: 0 H: 0 E: 0 LOB: 0 K: 0 BB: 0 S: 6 P: 11	R: 0 H: 1 E: 0 LOB: 1 K: 1 BB: 0 S: 7 P: 9	R: 0 H: 1 E: 0 LOB: 1 K: 1 BB: 0 S: 9 P: 17	R: 1 H: 2 E: 0 LOB: 1 K: 1 BB: 0 S: 11 P: 21	2B: 1	SAC: 0	PB: 0	
										3B: 0	DP: 1	SB: 0	
										HR: 1	HBP: 0	CS: 0	

PITCHER	IP	WLS	BF	H	R	ER	SO	BB	IBB	HBP	BLK	WP	HR	S	P	ERA	WHIP
30 Yordano Ventura, R (1, 1) ERA: 3.07	8.1	W	32	6	1	1	4	2	0	0	0	0	1	66	113	1.08	0.960
43 Aaron Crow, R (9, 1) ERA: 2.55	0.2		2	0	0	0	1	0	0	0	0	0	0	6	11	0.00	0.000

PITCHER	IP	WLS	BF	H	R	ER	SO	BB	IBB	HBP	BLK	WP	HR	S	P	ERA	WHIP

AB	32
R	1
H	6
RBI	1
BB	2
SO	5
LOB	11

Batter	1	2	3	4	5	6	7	8	9	AB	R	H	RBI	BB	SO	LOB
6 Lorenzo Cain, R (1, 9) OBP: 0.347, SLG: 0.437	C SI 91 X SI 93 0-1 35 S 35 G3 2B		C CU 75 F CH 81 X SL 82 0-2 ② L6			C CU 74 C SI 88 F SL 82 X SL 83 0-2 ① G6-3	B FC 93 X FC 92 1-0 ③ L9		F FF 95 S KC 86 D KC 87 B KC 87 F FF 96 F KC 87 D KC 86 S FF 95 3-3 ① K	5	1	1	0	0	1	3
35 Eric Hosmer, L (1, 3) OBP: 0.299, SLG: 0.347	B SI 91 F SI 91 X SI 91 1-1 ① G3 2-H		B SL 86 B SL 87 B SI 90 F SI 92 F CH 82 F SI 93 X SL 84 3-2 ③ F7			F CU 75 F SI 92 B CU 78 F SL 86 X CH 82 1-2 4 1B 13 1B 14 FC5-4 1B		B FC 93 X SL 80 1-0 ① F8	X FF 94 0-0 ②③ G4-6-3 1-2f	5	1	1	1	0	0	3
13 Salvador Perez, R (1, 2) OBP: 0.337, SLG: 0.449	X SI 92 0-0 ② G6-3			C CH 79 B SI 91 F CH 80 X SI 91 1-2 ① G4-3		B CH 82 B SI 91 X SI 93 2-0 14 FC5-4 4 1B 1-2 1B		B SL 81 C FC 92 B SL 82 F FC 93 X FC 93 2-2 ② G4-3		4	0	1	0	0	0	0
4 Alex Gordon, L (1, 7) OBP: 0.346, SLG: 0.422	C SI 92 X SI 92 0-1 ③ G1-3			B SL 85 X SL 85 1-0 ② G3-1		C SI 92 X SL 86 0-1 14 FC5-4 1-2 2-3 1B		B FC 92 B SL 81 F FC 93 B FC 94 B FC 93 4-1 14 1B BB		3	0	1	0	1	0	0
14 Omar Infante, R (1, 4) OBP: 0.300, SLG: 0.368		F SI 91 C SL 83 X SI 91 0-2 16 1B 1B		B SI 92 B SI 92 B CH 82 C SI 91 X SI 91 3-1 ③ F8		X CH 81 0-0 ② FC5-4 1-2f 2-3 3-H		C SL 81 1 SAFE B SL 82 X FC 91 1-1 16 FC6 1-3 1B		4	0	2	1	0	0	2
16 Billy Butler, R (1, 10) OBP: 0.320, SLG: 0.343		C SL 83 B SI 91 B CH 82 C SL 82 X SI 90 2-2 2 G6-4-3 1-2 1B			C CU 74 X CH 82 0-1 19 1B 1B	C SI 90 F SL 82 B SI 92 B SL 85 F SL 85 S SI 90 2-3 ③ K		B FC 94 C FC 93 F FC 93 B FC 93 X SL 82 2-2 ③ FC6 1-2f		4	0	2	0	0	1	4
19 Danny Valencia, R (1, 5) OBP: 0.351, SLG: 0.437		B SL 83 F CH 82 B SI 90 X CH 82 2-1 ① L9			C CU 74 X SI 90 0-1 ① 2 L9 1-3 1B		B SI 92 C SI 90 S CH 81 B CH 80 X SI 90 2-2 HR		F FF 95 B FF 96 X FF 96 1-1 1 WP 2 1B 1B	4	1	3	1	0	0	2
2 Alcides Escobar, R (1, 6) OBP: 0.333, SLG: 0.406		X CH 82 0-0 ②③ G6-4-3 1-2f			B CU 75 X CH 81 1-0 ② L9 2-3	C CH 82 B SI 92 F CU 76 S SI 92 1-3 ① K			D FF 95 T FF 95 B KC 87 F FF 95 X KC 86 2-2 1 S 1-2 1B	4	0	1	0	0	1	3
1 Jarrod Dyson, L (1, 8) OBP: 0.350, SLG: 0.346			B SI 91 F SI 91 F SI 90 S SL 84 1-3 ① K		C SL 86 X SI 91 0-1 ③ G3	C SL 84 S SL 84 X SL 86 0-2 ② G4-3			B FF 96 B FF 95 B FF 95 C FF 96 D FF 96 4-1 35 G4-6-3 1-2 2-3 BB	3	0	0	0	1	1	1
Inning Stats	R: 1 E: 0 K: 0 S: 7 H: 1 LOB: 0 BB: 0 P: 8	R: 0 E: 0 K: 0 S: 9 H: 2 LOB: 1 BB: 0 P: 13	R: 0 E: 0 K: 1 S: 10 H: 0 LOB: 0 BB: 0 P: 14	R: 0 E: 0 K: 0 S: 6 H: 0 LOB: 0 BB: 0 P: 11	R: 0 E: 0 K: 0 S: 7 H: 2 LOB: 1 BB: 0 P: 8	R: 1 E: 0 K: 1 S: 16 H: 3 LOB: 2 BB: 0 P: 21	R: 1 E: 0 K: 1 S: 10 H: 1 LOB: 0 BB: 0 P: 14	R: 0 E: 0 K: 0 S: 10 H: 1 LOB: 2 BB: 1 P: 20	R: 0 E: 0 K: 1 S: 12 H: 2 LOB: 2 BB: 1 P: 22	1B: 10 2B: 1 3B: 0 HR: 1 SF: 0 SAC: 0 DP: 2 HBP: 0						

PITCHER		IP	WLS	BF	H	R	ER	SO	BB	IBB	HBP	BLK	WP	HR	S	P	ERA	WHIP
58 TJ House, L ERA: 4.24	(1, 1)	6.2	W	27	9	3	3	3	0	0	0	0	0	1	64	87	4.05	1.350
27 Bryan Shaw, R ERA: 2.52	(7, 1)	1.1	H	6	1	0	0	0	1	0	0	0	0	0	11	22	0.00	1.500
37 Cody Allen, R ERA: 2.43	(9, 1)	1.0		5	2	0	0	1	1	0	0	0	1	0	12	22	0.00	3.000

PITCHER	IP	WLS	BF	H	R	ER	SO	BB	IBB	HBP	BLK	WP	HR	S	P	ERA	WHIP

TOP

Kansas City Royals @ Cleveland Indians

Progressive Field, Cleveland, OH

Sat Jul 05 2014, 7:07 PM - 9:55 PM EDT

Att. 24,481 - Cloudy - 73 F

livebaseballscorecards.com

AB	36
R	3
H	12
RBI	3
BB	2
SO	4
LOB	18

WP: 1 PA: 38
PB: 0
SB: 2
CS: 0

BOTTOM

Kansas City Royals @ Cleveland Indians

Progressive Field, Cleveland, OH

Sat Jul 05 2014, 7:07 PM - 9:55 PM EDT

Att. 24,481 - Cloudy - 73 F

livebaseballscorecards.com

Batter	1	2	3	4	5	6	7	8	9	AB	R	H	RBI	BB	SO	LOB
24 Michael Bourn, L (1, 8) OBP: 0.316, SLG: 0.379 4 Mike Aviles, R (9, 7) OBP: 0.286, SLG: 0.351	B FF 92 F FF 90 B CH 85 B SI 92 C FF 90 F FF 93 F FF 95 S CH 88 3-3 K ①		C CU 75 B FF 92 X FF 92 1-1 HR B CU 76 B SI 92 B FC 92 B FC 89 4-0 13 1B BB	X SI 89 0-0 G3-1 ② 1-2 2-3			C SL 85 B SI 97 B SI 97 B SL 85 F FF 96 B FF 96 4-2 13 1B 23 1B BB		3 0	2 0	1 0	1 0	2 0	1 0	2 0
13 Asdrúbal Cabrera, S (1, 6) OBP: 0.308, SLG: 0.394	B FF 94 B CH 87 F FF 93 F FF 94 F FF 95 B CH 88 F FF 94 X FF 94 3-2 F8 ②		X CU 76 0-0 F9 ① C FF 91 S CH 86 B FF 93 F CH 88 F FC 93 X SL 83 1-2 1B	X SI 89 0-0 F9 ③			C SI 95 1 SAFE X FF 94 0-1 23 1B 1-2 1B		5	0	2	0	0	0	2
23 Michael Brantley, L (1, 7) OBP: 0.384, SLG: 0.511 (9, 8)	B CU 76 X FF 94 1-0 41 1B 1B		C FF 92 B CH 86 X CH 88 1-1 22 2B 1B D CU 77 X CH 86 1-0 G6-3 ③			C SI 90 X SI 90 0-1 G4-3 ①		X SL 87 0-0 1-3 2-H 1B ②		5	1	3	1	0	0	2
41 Carlos Santana, S (1, 3) OBP: 0.356, SLG: 0.384	B FC 92 X FF 91 1-0 22 FC6 1-2 1B		F FF 90 X CH 87 0-1 F8 ②	C SL 80 X CH 88 0-1 8 BB 22 1B 33 1B 1B		B SL 78 X CH 85 1-0 G5-3 ②		F FF 96 C FF 96 D SL 85 X SI 98 1-2 G4-3 ③		5	1	2	0	0	0	2
22 Jason Kipnis, L (1, 4) OBP: 0.331, SLG: 0.362	C FC 92 B CU 76 B CH 87 X CH 87 2-1 FC6 1-2f ③		B FF 92 1 SAFE C FF 92 X CU 76 1-1 8 1B 1-H 2B	S FF 92 X FF 90 0-1 8 BB 33 1B 1-2 1B		B SI 91 B SL 79 F SI 90 F SI 90 X SL 78 2-2 F8 ③				4	2	2	1	0	0	2
8 Lonnie Chisenhall, L (1, 5) OBP: 0.400, SLG: 0.551		B FF 92 C FF 93 T CH 87 B FF 94 F SI 89 X CH 88 2-2 1B	B FC 93 B CH 86 X FF 93 2-0 2-H 1B	B CU 73 C CH 86 F SL 81 B FF 92 B FF 92 B CH 87 4-2 33 1B 7 1B 1-2 2-3 BB			B SI 91 B SI 90 C SI 90 F SI 90 F SL 79 F SI 89 S SL 81 2-3 K ①			3	1	2	1	1	1	0
33 Nick Swisher, S (1, 10) OBP: 0.284, SLG: 0.317		F CH 89 B CU 76 B CH 86 1 SAFE F CH 86 B FF 94 S FF 95 3-3 K ① C FF 92 S CH 87 F CH 88 C FF 93 0-3 K ③		C SL 83 B FF 94 F CH 88 F FF 95 X CH 89 1-2 24 G3-1 7 1B 1-3 2-H 3-H 1B			B SL 79 X CH 84 1-0 G6-3 ②		4	0	1	2	0	2	2
7 David Murphy, L (1, 9) OBP: 0.316, SLG: 0.373		B CU 76 X FF 93 1-0 F8 ②	B FF 91 C SL 83 F CH 86 B SI 93 X SL 83 2-2 G6-3 ①	B SL 76 X SI 88 1-0 24 G3-1 1-2 3-H 1B			C SL 79 X SI 88 0-1 F7 ③			4	0	1	1	0	0	1
53 George Kottaras, L (1, 2) OBP: 0.385, SLG: 0.714		C FC 93 C FC 94 F FF 94 B FF 94 S CH 87 1-3 K ③	F SL 83 B CU 77 S CH 88 B CH 87 S CH 88 2-3 K ②	M SI 87 2 SAFE B SL 76 B SL 78 C SI 88 S SL 79 2-3 K ①				C FF 96 B FF 96 B SL 86 B FF 96 X FF 96 3-1 G6-3 ①		4	0	0	0	0	3	3
Inning Stats	R: 0 E: 0 K: 1 S: 14 H: 2 LOB: 2 BB: 0 P: 24	R: 0 E: 0 K: 2 S: 12 H: 1 LOB: 1 BB: 0 P: 19	R: 3 E: 0 K: 1 S: 14 H: 4 LOB: 1 BB: 0 P: 19	R: 0 E: 0 K: 1 S: 12 H: 1 LOB: 2 BB: 1 P: 22	R: 3 E: 0 K: 1 S: 16 H: 4 LOB: 2 BB: 1 P: 24	R: 0 E: 0 K: 0 S: 6 H: 0 LOB: 0 BB: 0 P: 9	R: 0 E: 0 K: 1 S: 8 H: 0 LOB: 0 BB: 0 P: 11	R: 1 E: 0 K: 0 S: 10 H: 2 LOB: 1 BB: 1 P: 18		1B: 12 2B: 1 3B: 0 HR: 1 SF: 0 SAC: 0 DP: 0 HBP: 0	WP: 0 PB: 0 SB: 0 CS: 0 PA: 40					

	AB	37
	R	7
	H	14
	RBI	7
	BB	3
	SO	7
	LOB	16

PITCHER		IP	WLS	BF	H	R	ER	SO	BB	IBB	HBP	BLK	WP	HR	S	P	ERA	WHIP
11 Jeremy Guthrie, R ERA: 4.1	(1, 1)	4.0	L	25	11	6	6	5	2	0	0	0	0	1	62	99	13.50	3.250
67 Francisley Bueno, L ERA: 0.71	(5, 1)	3.0		10	1	0	0	2	0	0	0	0	0	0	20	29	0.00	0.333
25 Casey Coleman, R ERA: 2.45	(8, 1)	1.0		5	2	1	1	0	1	0	0	0	0	0	10	18	9.00	3.000

PITCHER	IP	WLS	BF	H	R	ER	SO	BB	IBB	HBP	BLK	WP	HR	S	P	ERA	WHIP

Batter	1	2	3	4	5	6	7	8	9	AB	R	H	RBI	BB	SO	LOB
6 Lorenzo Cain, R (1, 9) OBP: 0.345, SLG: 0.433	S SI 93 F SI 94 F SL 89 B SI 94 S CU 84 1-3 ① **K**		C CU 84 X SI 94 0-1 ③ L4			F SL 90 B SI 94 X SI 95 1-1 1B		X SL 88 0-0 ③ P4		4	0	1	0	0	1	1
35 Eric Hosmer, L (1, 3) OBP: 0.299, SLG: 0.349	B SI 96 X SL 90 1-0 ② G4-3			X CU 80 0-0 ① F8		B SI 94 B SL 88 F SL 89 F SI 95 X CU 82 2-2 ② L8			B SI 95 C SI 95 T SL 90 X SI 95 1-2 18 G4-3 2B	4	0	1	0	0	0	1
13 Salvador Perez, R (1, 2) OBP: 0.332, SLG: 0.443	C SI 94 S SL 90 B CU 85 X SI 96 1-2 ③ G4-3			C SL 86 C CU 82 F FF 95 B SL 90 F SI 95 S SI 96 1-3 ② **K**		**B SI 94** **C SL 89** **1 SAFE** **C CU 83** 1 SAFE S CU 83 1-3 ③ **K**			S CU 81 S SI 95 S CU 84 0-3 ① **K**	4	0	0	0	0	3	2
18 Raul Ibanez, L (1, 7) OBP: 0.252, SLG: 0.275		C SI 94 S SL 90 F SI 94 C CU 84 0-3 ① **K**		B SL 88 B SL 90 X SI 94 2-0 ③ G3-1			C SI 93 X SL 89 0-1 ① G4-3		X FF 95 0-0 ② G4-3 **2-3**	4	0	0	0	0	1	1
19 Danny Valencia, R (1, 10) OBP: 0.337, SLG: 0.418		X SL 88 0-0 ② F8			B SI 93 X SI 94 1-0 ① G4-3		B SL 89 C SI 94 F CU 83 C CU 82 1-3 ② **K**		C KC 86 S KC 86 X FF 95 0-2 ③ F9	4	0	0	0	0	1	1
8 Mike Moustakas, L (1, 5) OBP: 0.259, SLG: 0.385		B SI 95 C SL 90 B CU 82 S SL 89 S SL 90 2-3 ③ **K**			B CU 81 X SL 89 1-0 HR		B SI 94 C SI 94 F CU 83 B SI 95 F CU 83 F SI 95 B SI 96 F SI 95 F SL 91 4-2 B CU 84 BB			2	1	1	1	1	1	0
2 Alcides Escobar, R (1, 6) OBP: 0.330, SLG: 0.402			C SI 94 S SI 95 B SI 95 C CU 84 1-3 ① **K**		C SI 95 B SI 95 S SL 91 B SL 91 B SL 90 C SI 96 3-3 ② **K**		X FF 94 0-0 ③ F8			3	0	0	0	0	2	1
1 Jarrod Dyson, L (1, 8) OBP: 0.350, SLG: 0.346			B SI 95 F SL 89 X SI 95 1-1 24 S 1B		B SI 94 F SL 90 B CH 87 C SI 94 X CU 85 2-2 ③ G4-3			X CH 84 0-0 ① G6-3		3	0	1	0	0	0	0
24 Christian Colón, R (1, 4) OBP: 0.333, SLG: 0.778			1 SAFE C SL 89 B SL 90 F SI 93 B CU 83 S SL 89 2-3 ② **K** **1-2**			B SI 93 F SL 88 F CU 82 B SI 93 X SL 89 2-2 ① G4-3		B SI 93 B SI 92 C SI 94 B SL 88 C SI 94 X SI 94 3-2 ② G5-3		3	0	0	0	0	1	1
Inning Stats	R: 0 E: 0 K: 1 S: 8 H: 0 LOB: 0 BB: 0 P: 11	R: 0 E: 0 K: 2 S: 8 H: 0 LOB: 0 BB: 0 P: 10	R: 0 E: 0 K: 2 S: 10 H: 1 LOB: 1 BB: 0 P: 14	R: 0 E: 0 K: 1 S: 7 H: 0 LOB: 0 BB: 0 P: 10	R: 1 E: 0 K: 1 S: 8 H: 1 LOB: 0 BB: 0 P: 15	R: 0 E: 0 K: 1 S: 11 H: 1 LOB: 1 BB: 0 P: 17	R: 0 E: 0 K: 1 S: 12 H: 0 LOB: 1 BB: 1 P: 17	R: 0 E: 0 K: 0 S: 5 H: 0 LOB: 0 BB: 0 P: 8	R: 0 E: 0 K: 1 S: 10 H: 1 LOB: 1 BB: 0 P: 11	1B: 2 2B: 1 3B: 0 HR: 1	SF: 0 SAC: 0 DP: 0 HBP: 0			WP: 0 PB: 0 SB: 1 CS: 0	PA: 32	

PITCHER		IP	WLS	BF	H	R	ER	SO	BB	IBB	HBP	BLK	WP	HR	S	P	ERA	WHIP
28 Corey Kluber, R ERA: 2.86	(1, 1)	8.1	W	30	4	1	1	10	1	0	0	0	0	1	75	109	1.08	0.600
37 Cody Allen, R ERA: 2.39	(9, 1)	0.2	S	2	0	0	0	0	0	0	0	0	0	0	4	4	0.00	0.000

PITCHER	IP	WLS	BF	H	R	ER	SO	BB	IBB	HBP	BLK	WP	HR	S	P	ERA	WHIP

TOP

Kansas City Royals @ Cleveland Indians

Progressive Field, Cleveland, OH

Sun Jul 06 2014, 1:08 PM - 3:38 PM EDT

Att. 16,991 - Cloudy - 75 F

livebaseballscorecards.com

AB	31
R	1
H	4
RBI	1
BB	1
SO	10
LOB	8

Batter	1	2	3	4	5	6	7	8	9	AB	R	H	RBI	BB	SO	LOB
22 Jason Kipnis, L (1, 4) OBP: 0.330, SLG: 0.361	B FF 94 C FF 93 C SI 94 F FF 96 B FF 94 X FF 95 2-2 G3-1	B CU 78 S FF 94 F CU 80 F FF 95 C CU 74 1-3 K			C CU 77 C SI 92 X CU 80 0-2 13 1B 23 1B 1B		B SL 79 B SI 86 C SI 87 X SI 87 2-1 L9			4	1	1	0	0	1	1
13 Asdrúbal Cabrera, S (1, 6) OBP: 0.307, SLG: 0.393	C SI 94 F CU 79 B CU 77 B FF 95 F SI 94 S FF 96 2-3 K		F FF 92 B CU 75 F CU 76 X CU 75 1-2 F7		X CU 75 0-0 41 G3 23 1B 1-2 1B		C SI 87 S CU 72 B SI 87 S CU 73 1-3 K			4	0	1	0	0	2	0
23 Michael Brantley, L (1, 8) OBP: 0.385, SLG: 0.511	C SI 94 X SI 96 0-1 G3		B FF 93 C CU 75 X SI 93 1-1 41 G5-4-3 1B		S SI 92 X CU 80 0-1 41 G3 1-2 2-H 1B		X SI 88 0-0 G3-1			4	0	2	1	0	0	0
41 Carlos Santana, S (1, 3) OBP: 0.354, SLG: 0.393		F FF 96 B FF 95 X CH 84 1-1 HR	C CU 74 S CU 77 F FF 94 1 SAFE 1 SAFE X CU 78 0-2 G5-4-3 1-2f		C CU 80 T FF 96 F CU 81 X CU 81 0-2 G3 1-2 2-3			B SL 80 C CH 75 F SI 83 B FF 85 F SL 82 F SL 82 F CH 75 X SI 85 2-2 G6-3		4	1	1	1	0	0	3
9 Ryan Raburn, R (1, 9) OBP: 0.252, SLG: 0.274 62 Tyler Holt, R (9, 9)		B FF 96 F SI 94 X FF 94 1-1 10 HR 1B		X CU 78 0-0 G4-3	B SI 95 D CH 84 B FF 94 F FF 93 F FF 95 F SI 95 F SI 95 S CU 81 3-3 K			C CH 75 X SI 85 0-1 F8		4 0	1 0	1 0	0 0	0 0	1 0	2 0
33 Nick Swisher, S (1, 10) OBP: 0.287, SLG: 0.317		X SI 94 0-0 F7		C SI 93 C CU 78 B CU 82 B FF 94 X CU 77 2-2 1B		B SI 92 B FF 90 F FF 92 F SI 92 X SI 94 2-2 P6		B FF 85 F CH 74 B CH 76 B SL 83 B SL 81 4-1 10 FC5-4 BB		3	0	1	0	1	0	1
10 Yan Gomes, R (1, 2) OBP: 0.312, SLG: 0.436		B SI 94 X SI 91 1-0 1-H HR	B FF 93 C CU 76 B CU 76 X CH 82 2-1 P4		B SI 94 F FF 92 X FF 92 1-1 2B			X SL 82 0-0 FC5-4 1-2f		4	1	2	2	0	0	2
8 Lonnie Chisenhall, L (1, 5) OBP: 0.395, SLG: 0.544		B CU 78 B FF 95 C FF 92 S FF 94 S FF 95 2-3 K	C CU 79 B FF 95 1 SAFE B SI 93 X FF 93 2-1 P3			B FF 92 C CU 79 S FF 93 F FF 94 B CU 74 S FF 94 2-3 K				3	0	0	0	0	2	2
4 Mike Aviles, R (1, 7) OBP: 0.286, SLG: 0.356		C FF 94 C CU 78 X FF 94 0-2 2B			C SI 91 B SI 92 B CH 81 X FF 92 2-1 G5-3	C CU 79 C SI 94 S CU 77 0-3 K				3	0	1	0	0	1	1
Inning Stats	R: 0 E: 0 K: 1 S: 10 H: 0 LOB: 0 BB: 0 P: 14	R: 3 E: 0 K: 2 S: 16 H: 4 LOB: 1 BB: 0 P: 22	R: 0 E: 0 K: 0 S: 9 H: 1 LOB: 0 BB: 0 P: 11	R: 0 E: 0 K: 0 S: 8 H: 1 LOB: 1 BB: 0 P: 14	R: 1 E: 0 K: 1 S: 17 H: 3 LOB: 2 BB: 0 P: 22	R: 0 E: 0 K: 2 S: 12 H: 1 LOB: 1 BB: 0 P: 17	R: 0 E: 0 K: 1 S: 6 H: 0 LOB: 0 BB: 0 P: 9	R: 0 E: 0 K: 0 S: 10 H: 0 LOB: 1 BB: 1 P: 16		1B: 6 2B: 2 3B: 0 HR: 2 SF: 0 SAC: 0 DP: 1 HBP: 0				WP: 0 PB: 0 SB: 0 CS: 0 PA: 34	

PITCHER		IP	WLS	BF	H	R	ER	SO	BB	IBB	HBP	BLK	WP	HR	S	P	ERA	WHIP
41 Danny Duffy, L ERA: 2.86	(1, 1)	6.0	L	27	10	4	4	6	0	0	0	0	0	2	72	100	6.00	1.667
37 Scott Downs, L ERA: 5.84	(7, 1)	1.0		3	0	0	0	1	0	0	0	0	0	0	6	9	0.00	0.000
52 Bruce Chen, L ERA: 7.11	(8, 1)	1.0		4	0	0	0	0	1	0	0	0	0	0	10	16	0.00	1.000

PITCHER	IP	WLS	BF	H	R	ER	SO	BB	IBB	HBP	BLK	WP	HR	S	P	ERA	WHIP

BOTTOM

Kansas City Royals @ Cleveland Indians

Progressive Field, Cleveland, OH

Sun Jul 06 2014, 1:08 PM - 3:38 PM EDT

Att. 16,991 - Cloudy - 75 F

livebaseballscorecards.com

AB	33
R	4
H	10
RBI	4
BB	1
SO	7
LOB	12

Batter	1	2	3	4	5	6	7	8	9	AB	R	H	RBI	BB	SO	LOB
11 Brett Gardner, L (1, 7) OBP: 0.363, SLG: 0.434	C FF 91 B SI 92 X SI 92 1-1 2 G5-3 1B	B FF 87 X FF 90 1-0 2 BB 1-2 2-3 3-H 1B	B SL 78 S FF 89 B FF 88 B FF 90 C FF 90 F FF 89 S FF 89 3-3 ③ K			B FF 94 B FF 96 X FF 95 2-0 ① G3		B FF 89 F SI 90 B SL 80 F FF 89 F SL 79 X SL 80 2-2 2 CS 1B		5	0	3	1	0	1	2
2 Derek Jeter, R (1, 6) OBP: 0.324, SLG: 0.327	B SI 90 X SI 90 1-0 ① G5-3 1-2	B SI 90 D SI 90 B FF 89 B FF 90 4-0 1-2 2-3 3-H BB		C FF 96 C SL 85 B FF 98 X CU 81 1-2 ① G5-3		B SL 85 C FF 97 F CU 81 B SI 96 X CU 83 2-2 22 FC3-6 1B		C FF 88 C FF 89 F FF 89 F FF 89 S FF 89 0-3 ②③ K 1-2		4	0	1	1	1	1	2
22 Jacoby Ellsbury, L (1, 8) OBP: 0.347, SLG: 0.392	B FF 91 S SI 91 X SI 92 1-1 ② G2-3	B SI 87 C FF 89 B FF 89 X FF 91 2-1 ②③ G3-2 3-Hf		F FF 96 F FF 97 B SI 97 S CU 84 1-3 ② K		X CH 89 0-0 ② FC3-6 1-2f			X FF 95 0-0 ① G3	5	0	0	0	0	1	5
25 Mark Teixeira, S (1, 3) OBP: 0.339, SLG: 0.452	C FF 92 B SL 82 S FF 94 B FF 94 C SL 83 2-3 ③ K		B FF 89 C FF 90 B FF 89 B FF 90 B FF 87 4-1 14 F9 34 1B 31 1B BB	X FF 97 0-0 ③ F8		1 SAFE C FF 94 1 SAFE C FF 95 1 SAFE S FF 95 0-3 ③ K			C FF 95 B CU 77 B FF 96 X FF 95 2-1 ② G4-3	4	1	0	0	1	2	2
34 Brian McCann, L (1, 10) OBP: 0.289, SLG: 0.379		B FF 91 C SI 87 B SI 88 F FF 90 X SI 91 2-2 14 2B 2B	B FF 89 B FF 89 B FF 89 C FF 89 F FF 89 X FF 89 3-2 33 BLK 31 1B 29 FC6-4 1-2 1B		B CU 83 B FF 96 F FF 96 B FF 96 X FF 96 3-1 31 FC5-4 14 1B 33 FC3-2-5 1B		C SI 92 C SI 92 S SL 83 0-3 ① K		F FF 96 B FF 96 C CU 78 S FF 97 1-3 ③ K	5	2	3	0	0	2	0
14 Brian Roberts, S (1, 4) OBP: 0.317, SLG: 0.384		F SI 89 X FF 92 0-1 31 1B 11 1B 2-H 2B	X FF 88 0-0 ① F9 2-3		B CH 88 X CH 88 1-0 31 FC5-4 1-2 1B		B SI 91 B SI 92 B SI 92 C SI 92 F SI 92 X SI 93 3-2 ② P4			4	1	2	1	0	0	2
31 Ichiro Suzuki, L (1, 9) OBP: 0.359, SLG: 0.337		B SI 88 B SI 89 X FF 89 2-0 ① 2-3 1B	C FF 89 C FF 91 D SL 81 X SL 79 1-2 29 FC6-4 33 BLK 1-2 3-H 1B		B FF 96 F FF 95 B CU 81 X FF 95 2-1 ① FC5-4 33 FC3-2-5 1-2f 2-3		B SI 93 C SI 93 S SL 86 X SL 85 1-2 1B			4	0	3	1	0	0	2
33 Kelly Johnson, L (1, 5) OBP: 0.299, SLG: 0.377 45 Zelous Wheeler, R (7, PH) OBP: 0.250, SLG: 0.625 (7, 5)		B FF 91 B SI 90 B FF 90 C FF 93 B FF 90 4-1 11 1B 29 HBP 2 BB BB	C FF 88 D SL 80 H FF 89 2-1 29 FC6-4 1-2 2-3 HBP		F SI 96 X CH 88 0-1 ② FC3-2-5 1-2 3-H		X SI 92 0-0 ③ F8			1 1	1 0	0 0	0 0	1 0	0 0	2 1
29 Francisco Cervelli, R (1, 2) OBP: 0.325, SLG: 0.378		C SI 89 B SI 90 B SI 89 C FF 92 H SI 88 3-2 2 BB 11 1B 22 G3-2 1-2 HBP	F FF 89 X CH 79 0-1 ② FC6-4 1-2f 2-3 3-H		S SL 85 S SL 87 B CU 85 F SL 86 C FF 97 1-3 ③ K			C FF 89 B SL 78 B FF 89 S FF 89 B FF 89 X FF 90 3-2 ① F8		3	0	0	1	0	1	4
Inning Stats	R: 0 E: 0 K: 1 S: 8 H: 1 LOB: 1 BB: 0 P: 13	R: 3 E: 0 K: 0 S: 12 H: 4 LOB: 2 BB: 2 P: 30	R: 2 E: 0 K: 1 S: 15 H: 2 LOB: 2 BB: 1 P: 28	R: 0 E: 0 K: 1 S: 7 H: 0 LOB: 0 BB: 0 P: 9	R: 0 E: 0 K: 1 S: 11 H: 2 LOB: 2 BB: 0 P: 18	R: 0 E: 0 K: 1 S: 8 H: 1 LOB: 1 BB: 0 P: 12	R: 0 E: 0 K: 1 S: 10 H: 1 LOB: 1 BB: 0 P: 14	R: 0 E: 0 K: 1 S: 12 H: 1 LOB: 0 BB: 0 P: 17	R: 0 E: 0 K: 1 S: 6 H: 0 LOB: 0 BB: 0 P: 9	1B: 10 2B: 2 3B: 0 HR: 0 SF: 0 SAC: 0 DP: 1 HBP: 2						

PITCHER		IP	WLS	BF	H	R	ER	SO	BB	IBB	HBP	BLK	WP	HR	S	P	ERA	WHIP
63 Justin Masterson, R ERA: 5.51	(1, 1)	2.0	L	14	6	5	5	1	3	0	1	0	0	0	24	54	22.50	4.500
57 Kyle Crockett, L ERA: 2.19	(3, 1)	1.0		5	1	0	0	1	0	0	1	1	0	0	11	17	0.00	1.000
59 Carlos Carrasco, R ERA: 3.81	(4, 1)	3.0		12	3	0	0	3	0	0	0	0	0	0	26	39	0.00	1.000
35 Marc Rzepczynski, L ERA: 3.82	(7, 1)	1.0		4	1	0	0	1	0	0	0	0	0	0	10	14	0.00	1.000
52 Vinnie Pestano, R ERA: 4.7	(8, 1)	1.0		3	1	0	0	1	0	0	0	0	0	0	12	17	0.00	1.000

PITCHER		IP	WLS	BF	H	R	ER	SO	BB	IBB	HBP	BLK	WP	HR	S	P	ERA	WHIP
44 John Axford, R ERA: 3.63	(9, 1)	1.0		3	0	0	0	1	0	0	0	0	0	0	6	9	0.00	0.000

TOP

New York Yankees @ Cleveland Indians

Progressive Field, Cleveland, OH

Mon Jul 07 2014, 7:12 PM - 10:11 PM EDT

Att. 21,558 - Cloudy - 82 F

livebaseballscorecards.com

AB	36
R	5
H	12
RBI	5
BB	3
SO	8
LOB	22

WP: 0 PA: 41
PB: 0
SB: 0
CS: 1

BOTTOM

New York Yankees @ Cleveland Indians

Progressive Field, Cleveland, OH

Mon Jul 07 2014, 7:12 PM - 10:11 PM EDT

Att. 21,558 - Cloudy - 82 F

livebaseballscorecards.com

Batter	1	2	3	4	5	6	7	8	9	AB	R	H	RBI	BB	SO	LOB
22 Jason Kipnis, L (1, 4) OBP: 0.325, SLG: 0.354	B SI 92 X FF 93 1-0 ① P6			B CU 81 B SI 94 X SI 94 2-0 ① G3		F SI 93 F SI 94 F CU 83 B FF 93 F SL 87 1 SAFE B FF 94 X SI 94 2-2 ② G4-3 1-2		X FF 96 0-0 E4 13 P5-3		4	0	0	0	0	0	1
13 Asdrúbal Cabrera, S (1, 6) OBP: 0.309, SLG: 0.392	B SI 95 F SI 95 H SL 90 2-1 23 CS HBP			X SI 94 0-0 ② G4-3		C CU 81 X FF 94 0-1 23 1B 2-H 1B		B KC 80 X FF 96 1-0 ②③ P5-3 1-1f		3	0	1	1	0	0	1
23 Michael Brantley, L (1, 8) OBP: 0.387, SLG: 0.511	C CU 82 F SI 94 B FF 95 F CU 83 1 SAFE F FF 94 B CU 82 X SI 95 2-2 ②③ G3-1 1-2			C SI 96 B CU 84 B CU 83 X SI 95 2-1 ③ F8		D SI 93 X SI 94 1-0 1B 1-2			B FF 96 S FF 97 X KC 82 1-1 1B	4	0	2	0	0	0	1
41 Carlos Santana, S (1, 3) OBP: 0.350, SLG: 0.388		C SI 96 C CH 87 B FF 95 X CU 82 1-2 ① G5-3			B CU 80 B SI 94 F SI 92 F SI 94 B SL 88 F SI 94 S SL 88 3-3 ① K	C CU 83 C FF 94 B SL 88 B FF 94 B SI 94 X SI 94 3-2 ③ F9			C KC 83 F FF 98 D SV 86 S SV 87 1-3 ① K	4	0	0	0	0	2	3
8 Lonnie Chisenhall, L (1, 5) OBP: 0.390, SLG: 0.535		C SI 95 S SL 90 X FF 95 0-2 ② L7			C SL 88 X SL 89 0-1 ② F8		X FF 92 0-0 ① P4		X FF 98 0-0 ② L9	4	0	0	0	0	0	1
33 Nick Swisher, S (1, 10) OBP: 0.286, SLG: 0.328		B SI 95 C SI 96 B CU 84 C CU 84 X SL 90 2-2 ③ G4-3			B SL 88 B CU 81 B SI 94 C SI 92 X SL 89 3-1 HR		C FF 93 F FC 87 F FF 93 F FC 89 S CH 84 0-3 ② K		C KC 84 X FF 98 0-1 ③ F9	4	1	1	1	0	1	1
7 David Murphy, L (1, 9) OBP: 0.314, SLG: 0.370 9 Ryan Raburn, R (7, PH) OBP: 0.250, SLG: 0.272 (8, 9)			B SI 93 C SI 92 B CU 80 X SI 94 2-1 ① G1-3		C SI 94 B CU 83 C SL 89 F FF 95 B SL 88 F FF 95 F SL 89 B CU 82 C FF 94 3-3 ③ K		F FF 91 B FC 88 X FF 90 1-1 ③ G5-3			2 1	0 0	0 0	0 0	1 0	0 0	1 0
10 Yan Gomes, R (1, 2) OBP: 0.313, SLG: 0.446			C CU 82 X SI 94 0-1 ② P3			X SI 92 0-0 ① G5-3		C FF 92 B CH 82 B FF 91 X FF 91 2-1 HR		3	1	1	1	0	0	0
38 Chris Dickerson, L (1, 7) OBP: 0.500, SLG: 0.500 4 Mike Aviles, R (8, PH) OBP: 0.285, SLG: 0.354 (9, 7)			C FF 95 S SL 90 F SL 90 B CU 82 B CU 84 B FF 96 X SI 95 3-2 ③ G4-3			C SI 94 X SL 90 0-1 22 G4-3 13 1B 1B		C FF 95 X KC 82 0-1 ① G1-3		2 1	1 0	1 0	0 0	0 0	0 0	0 0
Inning Stats	R: 0 E: 0 K: 0 S: 7 H: 0 LOB: 0 BB: 0 P: 12	R: 0 E: 0 K: 0 S: 9 H: 0 LOB: 0 BB: 0 P: 12	R: 0 E: 0 K: 0 S: 8 H: 0 LOB: 0 BB: 0 P: 13	R: 0 E: 0 K: 0 S: 4 H: 0 LOB: 0 BB: 0 P: 8	R: 1 E: 0 K: 2 S: 14 H: 1 LOB: 0 BB: 0 P: 23	R: 1 E: 0 K: 0 S: 14 H: 3 LOB: 2 BB: 0 P: 20	R: 0 E: 0 K: 1 S: 8 H: 0 LOB: 0 BB: 0 P: 9	R: 1 E: 1 K: 0 S: 6 H: 1 LOB: 0 BB: 0 P: 9	R: 0 E: 0 K: 1 S: 8 H: 1 LOB: 1 BB: 0 P: 10	1B: 4 2B: 1 3B: 0 HR: 2 SF: 0 SAC: 0 DP: 1 HBP: 1						WP: 0 PB: 0 SB: 0 CS: 1 PA: 33	

	AB	32
	R	3
	H	6
	RBI	3
	BB	0
	SO	4
	LOB	8

PITCHER		IP	WLS	BF	H	R	ER	SO	BB	IBB	HBP	BLK	WP	HR	S	P	ERA	WHIP
61 Shane Greene, R ERA: 2.84	(1, 1)	6.0	W	22	4	2	2	2	0	0	1	0	0	1	56	88	3.00	0.667
55 David Huff, L ERA: 4.46	(7, 1)	1.0	H	4	1	1	1	1	0	0	0	0	0	1	10	13	9.00	1.000
68 Dellin Betances, R ERA: 1.55	(8, 1)	2.0	S	7	1	0	0	1	0	0	0	0	0	0	12	15	0.00	0.500

PITCHER	IP	WLS	BF	H	R	ER	SO	BB	IBB	HBP	BLK	WP	HR	S	P	ERA	WHIP

Batter	1	2	3	4	5	6	7	8	9	AB	R	H	RBI	BB	SO	LOB
11 Brett Gardner, L (1, 7) OBP: 0.361, SLG: 0.430	B FF 91 C FF 92 C FF 92 B FC 84 F FF 95 B ST 83 B FF 93 4-2 22 1B 25 1B BB	B FF 95 C FF 95 S CH 83 D CH 87 X FF 95 2-2 ② G6-3 2-3 3-H		C FF 94 C ST 81 B FC 86 C KC 78 1-3 ③ K			C ST 79 F ST 80 F FF 96 B KC 81 C KC 79 1-3 ③ K			3	1	0	1	1	2	1
2 Derek Jeter, R (1, 6) OBP: 0.321, SLG: 0.323	C FF 92 F FF 91 1 SAFE X ST 78 0-2 ① F8	D FF 90 S FF 96 X FF 96 1-1 ③ G6-3			F FF 93 X FF 95 0-1 ① G4-3			C FC 93 F SL 82 B FC 93 B FC 92 F FC 93 B FC 92 S SL 81 3-3 ① K		4	0	0	0	0	1	2
22 Jacoby Ellsbury, L (1, 8) OBP: 0.346, SLG: 0.390	B FF 92 B CH 81 C FF 92 1 SAFE 1 SAFE X CH 80 2-1 34 S 25 1B 34 E 1-2 1B		C FF 94 B FF 94 B CH 84 X FF 94 2-1 E5 34 1B 25 S		X CH 83 0-0 E3 34 CS 25 G3			B FC 92 B SL 81 C FC 91 C FC 93 X SL 83 2-2 ② F8		4	1	1	0	0	0	0
25 Mark Teixeira, S (1, 10) OBP: 0.338, SLG: 0.449	C FF 93 S FC 87 X ST 80 0-2 34 S 1-2 2-H 1B		1 SAFE C FF 95 B KC 76 F FF 95 S KC 79 1-3 ① K 1-2		D FC 88 B SI 93 S FF 94 1 SAFE 1 SAFE X FF 94 2-1 ② G3 1-2			C FC 94 B SL 83 B FC 94 F FC 92 X CH 86 2-2 ③ G5-3		4	0	1	1	0	1	2
34 Brian McCann, L (1, 2) OBP: 0.288, SLG: 0.378	F CH 81 C ST 79 F SI 95 S KC 79 0-3 ② K 1-2 2-H		B ST 79 X FF 95 1-0 2-3 1B		B SL 81 1-0 ③ CS 2-3	B ST 78 C CH 81 X FF 94 1-1 ① F8			C FF 95 C KC 87 X FF 96 0-2 ① L7	4	0	1	0	0	1	1
14 Brian Roberts, S (1, 4) OBP: 0.313, SLG: 0.378	B FF 93 B CH 88 B FF 94 X FF 94 3-0 ③ G6-3		B FC 88 B FF 94 F FF 94 S FF 94 D CS 63 F FF 95 X FF 95 3-2 ② P4			B ST 85 B FF 94 B CH 87 C FF 94 F FF 94 F FF 94 X FF 95 3-2 ② P5			C KC 87 B FF 96 F KC 87 B KC 86 B FF 96 S FF 96 3-3 ② K	4	0	0	0	0	1	3
31 Ichiro Suzuki, L (1, 9) OBP: 0.356, SLG: 0.335		C SI 93 B CH 81 B FF 93 X FF 93 2-1 45 SH1-3 33 BB 11 G6-3 1B	C FF 95 F FF 95 D KC 79 D CH 88 F FF 96 F FF 96 B KC 79 X FF 96 3-2 ③ G3			X FF 93 0-0 ③ F8			S KC 86 B KC 87 C FF 96 B KC 86 S KC 86 2-3 ③ K	4	1	1	0	0	1	2
33 Kelly Johnson, L (1, 3) OBP: 0.300, SLG: 0.373		B FF 93 B FF 94 1 SAFE B FF 93 D SI 90 4-0 11 G6-3 45 SH1-3 1-2 BB		C FF 94 X FF 94 0-1 ① G1-3			C CH 82 B ST 80 C FF 94 B FC 84 F FF 96 X KC 79 2-2 ① G6-3			2	0	0	0	1	0	0
45 Zelous Wheeler, R (1, 5) OBP: 0.200, SLG: 0.500		X SI 94 0-0 ① SH1-3 1-2 2-3		B FC 85 C FF 94 F FF 95 B ST 82 F FF 96 S KC 80 2-3 ② K			C ST 79 C ST 80 C FF 96 0-3 ② K			2	0	0	0	0	2	0
Inning Stats	R: 2 E: 1 K: 1 S: 16 H: 2 LOB: 1 BB: 1 P: 25	R: 1 E: 0 K: 0 S: 8 H: 1 LOB: 1 BB: 1 P: 17	R: 0 E: 1 K: 1 S: 15 H: 1 LOB: 2 BB: 0 P: 25	R: 0 E: 0 K: 2 S: 9 H: 0 LOB: 0 BB: 0 P: 12	R: 0 E: 1 K: 0 S: 5 H: 0 LOB: 0 BB: 0 P: 8	R: 0 E: 0 K: 0 S: 7 H: 0 LOB: 0 BB: 0 P: 11	R: 0 E: 0 K: 2 S: 11 H: 0 LOB: 0 BB: 0 P: 14	R: 0 E: 0 K: 1 S: 10 H: 0 LOB: 0 BB: 0 P: 17	R: 0 E: 0 K: 2 S: 9 H: 0 LOB: 0 BB: 0 P: 14	1B: 4 2B: 0 3B: 0 HR: 0 SF: 0 SAC: 1 DP: 0 HBP: 0						

PITCHER		IP	WLS	BF	H	R	ER	SO	BB	IBB	HBP	BLK	WP	HR	S	P	ERA	WHIP
47 Trevor Bauer, R ERA: 4.23	(1, 1)	7.0	W	28	4	3	2	6	2	0	0	0	0	0	71	112	2.57	0.857
27 Bryan Shaw, R ERA: 2.45	(8, 1)	1.0	H	3	0	0	0	1	0	0	0	0	0	0	10	17	0.00	0.000
37 Cody Allen, R ERA: 2.33	(9, 1)	1.0	S	3	0	0	0	2	0	0	0	0	0	0	9	14	0.00	0.000

PITCHER	IP	WLS	BF	H	R	ER	SO	BB	IBB	HBP	BLK	WP	HR	S	P	ERA	WHIP

TOP

New York Yankees @ Cleveland Indians

Progressive Field, Cleveland, OH

Tue Jul 08 2014, 7:08 PM - 10:01 PM EDT

Att. 23,384 - Clear - 78 F

livebaseballscorecards.com

AB	31
R	3
H	4
RBI	2
BB	2
SO	9
LOB	11

WP: 0	PA: 35		
PB: 0			
SB: 3			
CS: 1			

Batter	1	2	3	4	5	6	7	8	9	AB	R	H	RBI	BB	SO	LOB
22 Jason Kipnis, L (1, 4) OBP: 0.327, SLG: 0.357	X SI 91 0-0 23 S 23 2B 1B	1 SAFE X SI 91 0-0 13 S 1-3 1B			1 SAFE C SL 82 S FS 85 X FS 86 0-2 ① G3 1-2		B FC 88 X SL 82 1-0 ① F7			4	1	2	0	0	0	1
13 Asdrúbal Cabrera, S (1, 6) OBP: 0.306, SLG: 0.387	B FF 91 S SI 89 D FS 85 D FS 87 X SI 91 3-1 ① F8	D SI 88 B SI 94 S SL 86 B FF 94 X SI 95 3-1 ③ G4-3 1-2			X FS 85 0-0 ② G3 2-3		C FS 84 X FC 86 0-1 ② P5			4	0	0	0	0	0	4
23 Michael Brantley, L (1, 8) OBP: 0.391, SLG: 0.529	F SI 90 B FS 88 B FF 90 X FS 88 2-1 1-H 2B		C SL 81 B FF 92 X SL 83 1-1 ① G3-1		B FF 95 C SL 86 B FF 94 S FS 88 F FC 88 X FS 88 2-2 3-H 2B		C SL 82 X FF 92 0-1 HR			4	1	3	3	0	0	0
41 Carlos Santana, S (1, 10) OBP: 0.349, SLG: 0.386	C CU 73 B FC 89 F FS 87 D S FC 87 2-3 ② K		B SL 82 F SL 82 B FC 89 S FS 84 B FF 94 C FC 88 3-3 ② K		X SL 86 0-0 ③ F8		F FS 83 B FS 86 X SI 91 1-1 1B			4	0	1	0	0	2	2
8 Lonnie Chisenhall, L (1, 5) OBP: 0.391, SLG: 0.533	C SL 84 D FS 87 B FC 89 B SL 84 B SI 92 4-1 BB		C CU 74 X FS 85 0-1 ③ G4-3			X SL 82 0-0 33 HR 1B	B FF 95 B FF 95 C FF 96 C SI 95 F FF 95 F SI 96 1 SAFE F FF 96 B SL 85 3-2 ③ F FF 96 F FF 96 F FF 97 F FF 96 X FF 96 F8			3	1	1	0	1	0	1
33 Nick Swisher, S (1, 3) OBP: 0.286, SLG: 0.339	B CU 75 B FS 88 F FC 90 X FS 88 2-1 G3-1			F CU 73 B FF 91 S FS 84 S FS 86 1-3 ① K		T SI 92 S FS 86 D FS 88 X SL 86 1-2 1-H HR		B FF 90 S SL 82 F SL 84 B FF 92 S SL 83 2-3 ① K		4	1	1	2	0	2	2
7 David Murphy, L (1, 9) OBP: 0.313, SLG: 0.369		X FF 91 0-0 38 FC6-4 1B		C SL 82 F FF 91 S FC 88 0-3 ② K		X SI 92 0-0 ① G6-3		C SL 82 B SL 84 C FF 92 S SL 85 1-3 ② K		4	0	1	0	0	2	0
10 Yan Gomes, R (1, 2) OBP: 0.308, SLG: 0.439		C SL 83 F SI 90 B FS 87 S FC 87 1-3 ① K		C SL 84 S FS 87 X FF 89 0-2 ③ G4-3		B SI 93 B SI 92 C SL 84 S FF 94 B SI 90 F FC 88 X SI 89 3-2 ② F9		X SL 82 0-0 ③ F8		4	0	0	0	0	1	1
38 Chris Dickerson, L (1, 7) OBP: 0.400, SLG: 0.400		1 SAFE B SI 90 C SL 83 B SI 91 C SI 90 B FC 87 X SI 93 3-2 ② FC6-4 22 1B 1-2f			B CU 72 X SI 92 1-0 13 G3 22 G3 23 2B 1B	B FF 94 X SI 92 1-0 ③ G4-3				3	1	1	0	0	0	1
Inning Stats	R: 1 E: 0 K: 1 S: 11 H: 2 LOB: 2 BB: 1 P: 24	R: 0 E: 0 K: 1 S: 10 H: 2 LOB: 2 BB: 0 P: 17	R: 0 E: 0 K: 1 S: 7 H: 0 LOB: 0 BB: 0 P: 11	R: 0 E: 0 K: 2 S: 9 H: 0 LOB: 0 BB: 0 P: 10	R: 1 E: 0 K: 0 S: 10 H: 2 LOB: 1 BB: 0 P: 13	R: 2 E: 0 K: 0 S: 10 H: 2 LOB: 0 BB: 0 P: 15	R: 1 E: 0 K: 0 S: 17 H: 2 LOB: 1 BB: 0 P: 22	R: 0 E: 0 K: 2 S: 7 H: 0 LOB: 0 BB: 0 P: 10		1B: 6 2B: 2 3B: 0 HR: 2 SF: 0 SAC: 0 DP: 0 HBP: 0						

BOTTOM

New York Yankees @ Cleveland Indians

Progressive Field, Cleveland, OH

Tue Jul 08 2014, 7:08 PM - 10:01 PM EDT

Att. 23,384 - Clear - 78 F

livebaseballscorecards.com

AB	34
R	5
H	10
RBI	5
BB	1
SO	7
LOB	12

PITCHER		IP	WLS	BF	H	R	ER	SO	BB	IBB	HBP	BLK	WP	HR	S	P	ERA	WHIP
19 Masahiro Tanaka, R ERA: 2.51	(1, 1)	6.2	L	31	10	5	5	5	1	0	0	0	0	2	64	99	6.75	1.650
48 Matt Thornton, L ERA: 2.29	(7, 1)	0.1		1	0	0	0	0	0	0	0	0	0	0	10	13	0.00	0.000
27 Shawn Kelley, R ERA: 4.1	(8, 1)	1.0		3	0	0	0	2	0	0	0	0	0	0	7	10	0.00	0.000

PITCHER	IP	WLS	BF	H	R	ER	SO	BB	IBB	HBP	BLK	WP	HR	S	P	ERA	WHIP

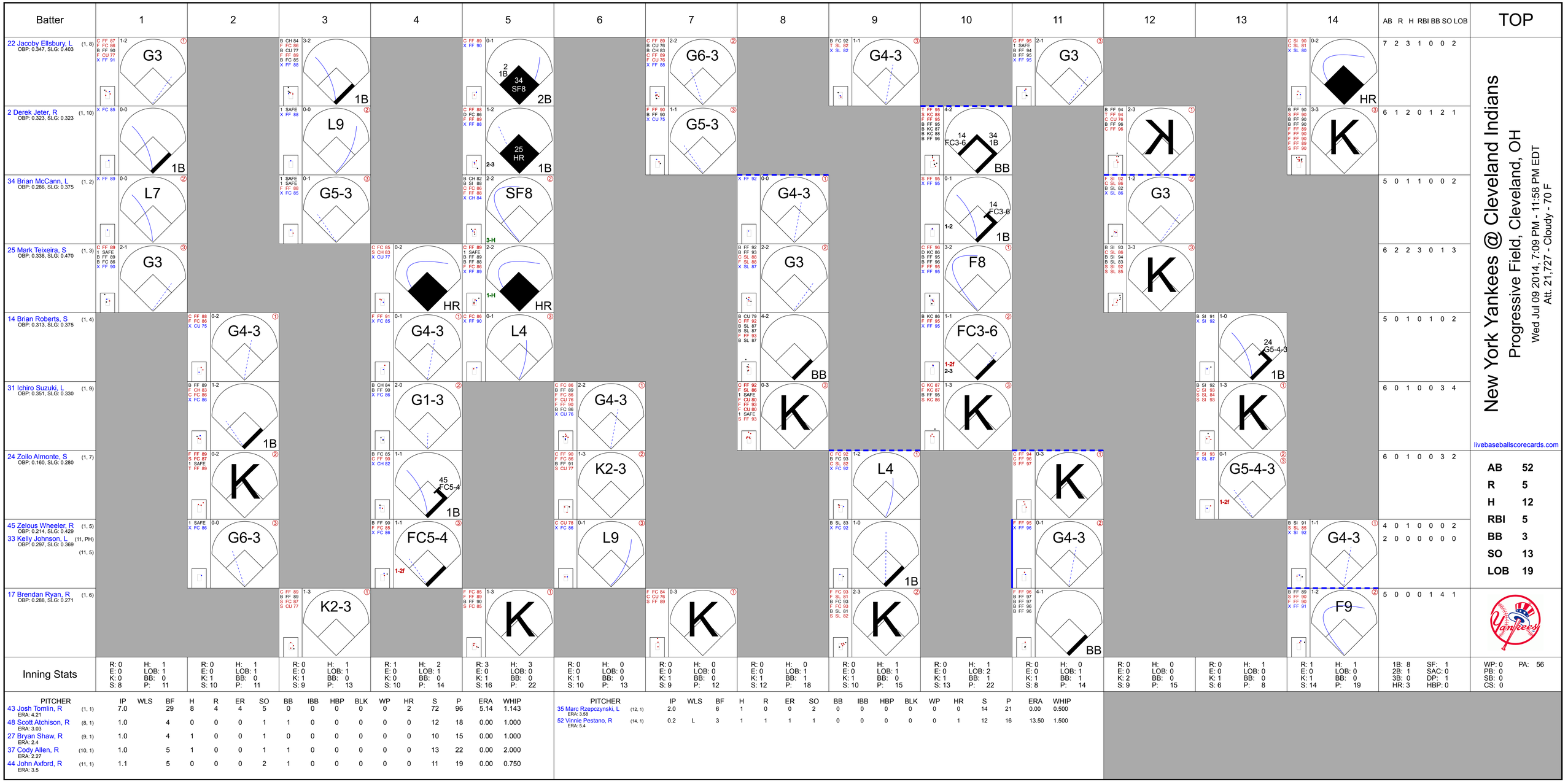
Batter
1
2
3
4
5
6
7
8
9
10
11
12
13
14
AB R H RBI BB SO LOB
TOP
22 Jacoby Ellsbury, L (1, 8) OBP: 0.347, SLG: 0.403
2 Derek Jeter, R (1, 10) OBP: 0.323, SLG: 0.323
34 Brian McCann, L (1, 2) OBP: 0.286, SLG: 0.375
25 Mark Teixeira, S (1, 3) OBP: 0.338, SLG: 0.470
14 Brian Roberts, S (1, 4) OBP: 0.313, SLG: 0.375
31 Ichiro Suzuki, L (1, 9) OBP: 0.351, SLG: 0.330
24 Zoilo Almonte, S (1, 7) OBP: 0.160, SLG: 0.280
45 Zelous Wheeler, R (1, 5) OBP: 0.214, SLG: 0.429
33 Kelly Johnson, L (11, PH) OBP: 0.297, SLG: 0.369 (11, 5)
17 Brendan Ryan, R (1, 6) OBP: 0.288, SLG: 0.271
7 2 3 1 0 0 2
6 1 2 0 1 2 1
5 0 1 1 0 0 2
6 2 2 3 0 1 3
5 0 1 0 1 0 2
6 0 1 0 0 3 4
6 0 1 0 0 3 2
4 0 1 0 0 0 2
2 0 0 0 0 0 0
5 0 0 0 1 4 1
New York Yankees @ Cleveland Indians
Progressive Field, Cleveland, OH
Wed Jul 09 2014, 7:09 PM - 11:58 PM EDT
Att. 21,727 - Cloudy - 70 F
livebaseballscorecards.com
AB 52
R 5
H 12
RBI 5
BB 3
SO 13
LOB 19
Inning Stats
R: 0 E: 0 K: 0 S: 8
H: 1 LOB: 1 BB: 0 P: 11
R: 0 E: 0 K: 1 S: 10
H: 1 LOB: 1 BB: 0 P: 11
R: 0 E: 0 K: 1 S: 9
H: 1 LOB: 1 BB: 0 P: 13
R: 1 E: 0 K: 0 S: 10
H: 2 LOB: 1 BB: 0 P: 14
R: 3 E: 0 K: 1 S: 16
H: 3 LOB: 0 BB: 0 P: 22
R: 0 E: 0 K: 1 S: 10
H: 0 LOB: 0 BB: 0 P: 13
R: 0 E: 0 K: 1 S: 9
H: 0 LOB: 0 BB: 0 P: 12
R: 0 E: 0 K: 1 S: 12
H: 0 LOB: 1 BB: 1 P: 18
R: 0 E: 0 K: 1 S: 10
H: 1 LOB: 1 BB: 0 P: 15
R: 0 E: 0 K: 1 S: 13
H: 1 LOB: 2 BB: 1 P: 22
R: 0 E: 0 K: 1 S: 8
H: 0 LOB: 1 BB: 1 P: 14
R: 0 E: 0 K: 2 S: 9
H: 0 LOB: 0 BB: 0 P: 15
R: 0 E: 0 K: 1 S: 6
H: 1 LOB: 0 BB: 0 P: 8
R: 1 E: 0 K: 1 S: 14
H: 1 LOB: 0 BB: 0 P: 19
1B: 8 2B: 1 3B: 0 HR: 3
SF: 1 SAC: 0 DP: 1 HBP: 0
WP: 0 PB: 0 SB: 0 CS: 0
PA: 56
PITCHER IP WLS BF H R ER SO BB IBB HBP BLK WP HR S P ERA WHIP
43 Josh Tomlin, R (1, 1) ERA: 4.21 7.0 29 8 4 4 5 0 0 0 0 0 2 72 96 5.14 1.143
48 Scott Atchison, R (8, 1) ERA: 3.03 1.0 4 0 0 0 1 1 0 0 0 0 0 12 18 0.00 1.000
27 Bryan Shaw, R (9, 1) ERA: 2.4 1.0 4 1 0 0 1 0 0 0 0 0 0 10 15 0.00 1.000
37 Cody Allen, R (10, 1) ERA: 2.27 1.0 5 1 0 0 1 1 0 0 0 0 0 13 22 0.00 2.000
44 John Axford, R (11, 1) ERA: 3.5 1.1 5 0 0 0 2 1 0 0 0 0 0 11 19 0.00 0.750
PITCHER IP WLS BF H R ER SO BB IBB HBP BLK WP HR S P ERA WHIP
35 Marc Rzepczynski, L (12, 1) ERA: 3.58 2.0 6 1 0 0 2 0 0 0 0 0 0 14 21 0.00 0.500
52 Vinnie Pestano, R (14, 1) ERA: 5.4 0.2 L 3 1 1 1 1 0 0 0 0 0 1 12 16 13.50 1.500

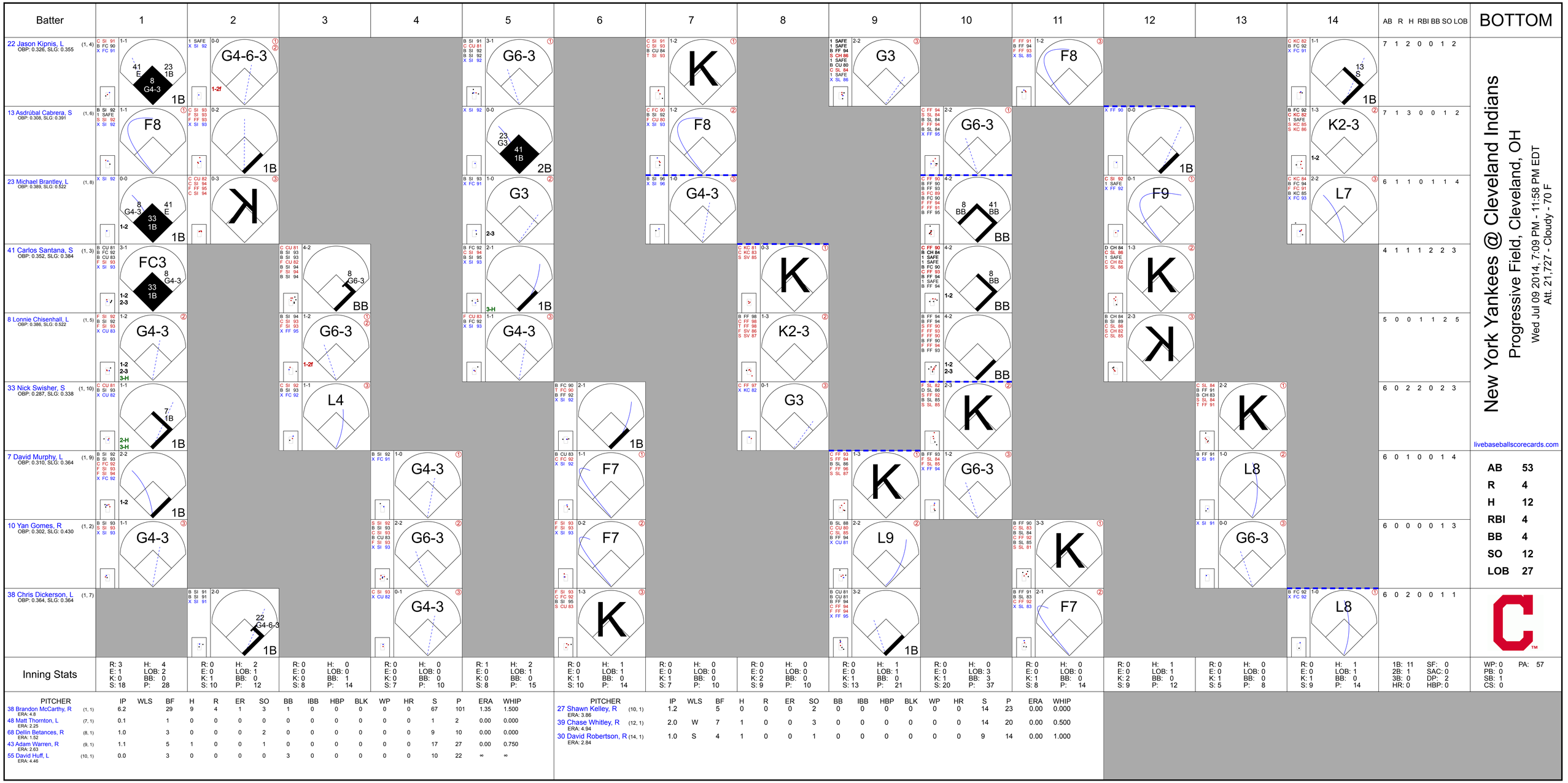
Batter
1
2
3
4
5
6
7
8
9
10
11
12
13
14
AB R H RBI BB SO LOB
BOTTOM
22 Jason Kipnis, L (1, 4) OBP: 0.326, SLG: 0.355
7 1 2 0 0 1 2
13 Asdrúbal Cabrera, S (1, 6) OBP: 0.308, SLG: 0.391
7 1 3 0 0 1 2
23 Michael Brantley, L (1, 8) OBP: 0.389, SLG: 0.522
6 1 1 0 1 1 4
41 Carlos Santana, S (1, 3) OBP: 0.352, SLG: 0.384
4 1 1 1 2 2 3
8 Lonnie Chisenhall, L (1, 5) OBP: 0.386, SLG: 0.522
5 0 0 1 1 2 5
33 Nick Swisher, S (1, 10) OBP: 0.287, SLG: 0.338
6 0 2 2 0 2 3
7 David Murphy, L (1, 9) OBP: 0.310, SLG: 0.364
6 0 1 0 0 1 4
10 Yan Gomes, R (1, 2) OBP: 0.302, SLG: 0.430
6 0 0 0 0 1 3
38 Chris Dickerson, L (1, 7) OBP: 0.364, SLG: 0.364
6 0 2 0 0 1 1
New York Yankees @ Cleveland Indians
Progressive Field, Cleveland, OH
Wed Jul 09 2014, 7:09 PM - 11:58 PM EDT
Att. 21,727 - Cloudy - 70 F
livebaseballscorecards.com
AB 53
R 4
H 12
RBI 4
BB 4
SO 12
LOB 27
Inning Stats
R: 3 E: 1 K: 0 S: 18
H: 4 LOB: 2 BB: 0 P: 28
R: 0 E: 0 K: 1 S: 10
H: 2 LOB: 1 BB: 0 P: 12
R: 0 E: 0 K: 0 S: 8
H: 0 LOB: 0 BB: 1 P: 14
R: 0 E: 0 K: 0 S: 7
H: 0 LOB: 0 BB: 0 P: 10
R: 1 E: 0 K: 0 S: 8
H: 2 LOB: 1 BB: 0 P: 15
R: 0 E: 0 K: 1 S: 10
H: 1 LOB: 1 BB: 0 P: 14
R: 0 E: 0 K: 1 S: 7
H: 0 LOB: 0 BB: 0 P: 10
R: 0 E: 0 K: 2 S: 9
H: 0 LOB: 0 BB: 0 P: 10
R: 0 E: 0 K: 1 S: 13
H: 1 LOB: 1 BB: 0 P: 21
R: 0 E: 0 K: 1 S: 20
H: 0 LOB: 3 BB: 3 P: 37
R: 0 E: 0 K: 1 S: 8
H: 0 LOB: 0 BB: 0 P: 14
R: 0 E: 0 K: 2 S: 9
H: 1 LOB: 1 BB: 0 P: 12
R: 0 E: 0 K: 1 S: 5
H: 0 LOB: 0 BB: 0 P: 8
R: 0 E: 0 K: 1 S: 9
H: 1 LOB: 1 BB: 0 P: 14
1B: 11 2B: 1 3B: 0 HR: 0
SF: 0 SAC: 0 DP: 2 HBP: 0
PA: 57
WP: 0 PB: 0 SB: 1 CS: 0
PITCHER IP WLS BF H R ER SO BB IBB HBP BLK WP HR S P ERA WHIP
38 Brandon McCarthy, R (1, 1) ERA: 4.8 6.2 29 9 4 1 3 1 0 0 0 0 0 67 101 1.35 1.500
48 Matt Thornton, L (7, 1) ERA: 2.25 0.1 1 0 0 0 0 0 0 0 0 0 0 1 2 0.00 0.000
68 Dellin Betances, R (8, 1) ERA: 1.52 1.0 3 0 0 0 2 0 0 0 0 0 0 9 10 0.00 0.000
43 Adam Warren, R (9, 1) ERA: 2.63 1.1 5 1 0 0 1 0 0 0 0 0 0 17 27 0.00 0.750
55 David Huff, L (10, 1) ERA: 4.46 0.0 3 0 0 0 0 3 0 0 0 0 0 10 22 ∞ ∞
PITCHER IP WLS BF H R ER SO BB IBB HBP BLK WP HR S P ERA WHIP
27 Shawn Kelley, R (10, 1) ERA: 3.86 1.2 5 0 0 0 2 0 0 0 0 0 0 14 23 0.00 0.000
39 Chase Whitley, R (12, 1) ERA: 4.94 2.0 W 7 1 0 0 3 0 0 0 0 0 0 14 20 0.00 0.500
30 David Robertson, R (14, 1) ERA: 2.84 1.0 S 4 1 0 0 1 0 0 0 0 0 0 9 14 0.00 1.000

Batter	1	2	3	4	5	6	7	8	9	AB	R	H	RBI	BB	SO	LOB
11 Brett Gardner, L (1, 7) OBP: 0.359, SLG: 0.426	B SI 90 B SI 90 X SI 91 2-0 ① G3		C SI 89 B CU 74 C CU 76 S SL 84 1-3 ① K	B SI 90 X SI 91 1-0 2 BB 1-3 1B		F SI 90 F SI 90 B SL 79 B FF 91 X FF 90 2-2 ① P1		B FF 92 B FF 92 B SL 88 C FF 92 X FF 93 3-1 ①② G6-4-3 1-2f		5	0	1	0	0	1	1
2 Derek Jeter, R (1, 6) OBP: 0.327, SLG: 0.325	C SI 92 F CH 82 B SI 91 X SI 92 1-2 25 1B 1B		S SL 81 B SI 91 C SI 90 B SL 84 F SI 91 B SI 92 C SI 91 3-3 ② K	S SL 81 B SI 90 B SL 83 B SI 90 S SI 90 B SI 91 4-2 1-2 BB		X FF 91 0-0 25 BB 1B		C SL 87 B FF 93 S SL 87 B FF 94 S SL 88 2-3 ③ K		4	0	2	0	1	2	0
22 Jacoby Ellsbury, L (1, 8) OBP: 0.348, SLG: 0.403	B SI 91 C SI 90 C SI 91 B SI 93 X SI 92 2-2 ② L7		X CH 81 0-0 1B	D SL 83 B SL 85 C SI 91 X SI 92 2-1 ③ G5-3		B FF 89 X FF 88 1-0 ② F8			C FF 91 X FF 92 0-1 25 G6-4-3 1B	5	0	2	0	0	0	5
25 Mark Teixeira, S (1, 3) OBP: 0.339, SLG: 0.466	C SI 91 1 SAFE X SI 91 0-1 34 BB 1-3 1B		B SI 90 B CH 82 B CH 82 1 SAFE 1 SAFE C SI 91 S CH 83 X SI 92 3-2 ③ G5-3		B SI 88 F SL 80 S SL 82 X SL 82 1-2 ① G5-3	C FF 89 B FF 92 B FF 91 B FF 89 C SL 78 B FF 89 4-2 1-2 BB			C FF 94 D SL 80 X FF 95 1-1 ①② G6-4-3 1-2f	4	0	1	0	1	0	2
34 Brian McCann, L (1, 10) OBP: 0.284, SLG: 0.369	C SL 84 B SI 91 B SL 84 C CH 82 B SL 84 B CH 82 4-2 1-2 BB			F SI 88 F CH 80 F SI 91 S SL 84 0-3 ① K	B SL 84 S CH 80 F SI 91 S SL 85 1-3 ② K	C FF 88 B FF 91 B SL 80 C SL 77 F FF 90 S FF 89 2-3 ③ K			S FF 94 F FF 96 C SL 81 0-3 ③ K	4	0	0	0	1	4	2
29 Francisco Cervelli, R (1, 2) OBP: 0.341, SLG: 0.375	C SI 91 S SL 82 S SL 81 0-3 ③ K			X SI 91 0-0 45 HR 1B	C SI 88 C SI 89 H SL 83 1-2 45 1B 26 1B HBP		F FF 97 C FF 97 S CU 82 0-3 ① K			3	2	1	0	0	2	3
45 Zelous Wheeler, R (1, 9) OBP: 0.278, SLG: 0.611 (8, 5)		B CH 78 C SI 89 B SI 88 X CH 80 2-1 ① F8	F SI 91 B SI 90 F SL 82 B SL 82 X CH 80 2-2 1-H HR	B SI 87 C SI 90 F SL 82 X SL 84 1-2 26 1B 1-2 1B			X FF 97 0-0 ② G6-3			4	1	2	2	0	0	0
26 Yangervis Solarte, S (1, 5) OBP: 0.342, SLG: 0.390 (8, 4)		F SI 90 F SL 82 X SI 91 0-2 ② G4-3	X SI 89 0-0 E5 11 1B	B SL 81 F SL 81 C SI 88 X SL 83 1-2 1-2 2-H 1B			C CH 89 F FF 98 X FF 96 0-2 ③ L8			4	0	1	1	0	0	0
17 Brendan Ryan, R (1, 4) OBP: 0.273, SLG: 0.255 31 Ichiro Suzuki, L (8, PH) OBP: 0.354, SLG: 0.333 (8, 9)		B SI 90 X SI 91 1-0 ③ G6-3	B SI 90 X SI 91 1-0 ② L4	S FF 89 S FF 91 T FF 91 0-2 ③ K			C FF 92 F SL 87 B FF 92 B FF 93 X SL 87 2-2 11 G6-4-3 1B		3 1	0 0	0 1	0 0	0 0	1 0	3 0
Inning Stats	R: 0 E: 0 K: 1 S: 14 H: 2 LOB: 3 BB: 1 P: 23	R: 0 E: 0 K: 0 S: 6 H: 0 LOB: 0 BB: 0 P: 9	R: 0 E: 0 K: 2 S: 11 H: 1 LOB: 1 BB: 0 P: 18	R: 2 E: 1 K: 1 S: 15 H: 3 LOB: 3 BB: 1 P: 25	R: 1 E: 0 K: 2 S: 17 H: 2 LOB: 2 BB: 0 P: 22	R: 0 E: 0 K: 1 S: 11 H: 1 LOB: 2 BB: 1 P: 20	R: 0 E: 0 K: 1 S: 7 H: 0 LOB: 0 BB: 0 P: 7	R: 0 E: 0 K: 1 S: 8 H: 1 LOB: 0 BB: 0 P: 15	R: 0 E: 0 K: 1 S: 7 H: 1 LOB: 0 BB: 0 P: 8	1B: 10 2B: 0 3B: 0 HR: 1 SF: 0 SAC: 0 DP: 2 HBP: 1						

TOP

New York Yankees @ Cleveland Indians

Progressive Field, Cleveland, OH

Thu Jul 10 2014, 7:08 PM - 10:37 PM EDT

Att. 28,334 - Clear - 72 F

livebaseballscorecards.com

AB	37
R	3
H	11
RBI	3
BB	3
SO	10
LOB	16

PITCHER		IP	WLS	BF	H	R	ER	SO	BB	IBB	HBP	BLK	WP	HR	S	P	ERA	WHIP
58 TJ House, L ERA: 4.4	(1, 1)	4.2		26	8	3	3	5	2	0	1	0	0	1	60	94	5.79	2.143
52 Vinnie Pestano, R ERA: 5.0	(5, 1)	0.2		3	1	0	0	1	0	0	0	0	0	0	7	9	0.00	1.500
57 Kyle Crockett, L ERA: 2.08	(6, 1)	0.2		3	0	0	0	1	1	0	0	0	0	0	7	14	0.00	1.500
59 Carlos Carrasco, R ERA: 3.74	(7, 1)	1.0	W	3	0	0	0	1	0	0	0	0	0	0	7	7	0.00	0.000
48 Scott Atchison, R ERA: 2.95	(8, 1)	1.0	H	4	2	0	0	1	0	0	0	0	0	0	10	17	0.00	2.000

PITCHER		IP	WLS	BF	H	R	ER	SO	BB	IBB	HBP	BLK	WP	HR	S	P	ERA	WHIP
50 Nick Hagadone, L ERA: 4.5	(9, 1)	1.0		2	0	0	0	1	0	0	0	0	0	0	5	6	0.00	0.000

WP: 0	PA: 41
PB: 0	
SB: 0	
CS: 0	

Batter	1	2	3	4	5	6	7	8	9	AB	R	H	RBI	BB	SO	LOB
22 Jason Kipnis, L (1, 4) OBP: 0.335, SLG: 0.361	C FF 88 C SL 85 B KC 78 B FF 91 B SL 87 F SI 90 B SI 89 4-2 23 1B BB		C CH 79 B SL 86 X SI 88 1-1 23 F9 13 S 1B	C KC 81 B CH 82 F SL 87 X SI 90 1-2 ③ F8			L FF 95 F FF 95 X FF 96 0-2 13 3B 1-2 2-3 1B	B CU 72 X FF 90 1-0 23 S 23 1B 1B		4	2	3	0	1	0	2
13 Asdrúbal Cabrera, S (1, 6) OBP: 0.312, SLG: 0.398	C SI 89 C SL 87 B SI 91 1 SAFE C SL 87 1-3 ① K		C SL 88 F CH 81 B SI 90 B FF 91 B KC 80 B SL 88 4-2 1-2 BB		X KC 77 0-0 23 G3-6-3-6 1B		X SI 96 0-0 23 SF8 1-H 2-H 3-H 3B	1 SAFE 1 SAFE B FF 93 F FF 91 1 SAFE B FF 92 F FF 92 1 SAFE 1 SAFE 2-2 ② X FF 91 F8		4	1	2	3	1	1	2
23 Michael Brantley, L (1, 8) OBP: 0.389, SLG: 0.522	D KC 81 1 SAFE B SL 86 C SL 87 X SI 91 2-1 1-2 1B		X SI 89 0-0 ① F9 2-3		C SI 88 1 SAFE B FF 90 1 SAFE X SL 86 1-1 ①② G3-6-3-6 1-2f		B FF 95 B SI 95 S SI 96 X SL 85 2-1 ① SF8 3-H	C FF 93 X FF 93 0-1 41 HR 1-H 1B		4	1	2	2	0	0	3
41 Carlos Santana, S (1, 3) OBP: 0.349, SLG: 0.391	B KC 79 C SI 90 F SL 87 C SI 90 1-3 ② K		1 SAFE F SL 87 1 SAFE C SI 90 S KC 79 0-3 ② K		S KC 78 B FF 88 B SL 86 C KC 78 X FF 91 2-2 ③ L8		F FF 92 B SL 83 B SL 83 B FF 92 F FF 93 F SI 94 F FF 93 F FF 94 F SL 84 3-2 ② X FF 93 L4	B CU 73 B FF 92 S FF 91 X FF 92 2-1 1-H HR		5	1	1	2	0	2	4
8 Lonnie Chisenhall, L (1, 5) OBP: 0.387, SLG: 0.518	B SI 89 C SL 87 X CH 82 1-1 ③ F7		B CH 83 D CH 84 B SL 88 C FC 90 X SL 88 3-1 ③ L8			X SL 83 0-0 ① F8	C FF 94 B CH 82 X FF 93 1-1 1B	B FF 91 B CH 82 B FF 91 C FF 91 B FF 92 4-1 BB		4	0	1	0	1	0	4
7 David Murphy, L (1, 9) OBP: 0.305, SLG: 0.358		C FF 87 X CH 80 0-1 ① G1-3		B KC 76 C SI 88 B SL 85 B SL 86 X FF 89 3-1 ① G4-3		C FF 87 B CH 80 B SI 88 F SL 85 B SL 87 F FF 90 C FF 90 3-3 ② K	B FF 94 F FF 93 B FF 93 1 SAFE F FF 93 B FF 93 T FF 92 3-2 ③ K	X FF 91 0-0 ③ L9		5	0	0	0	0	2	2
33 Nick Swisher, S (1, 10) OBP: 0.286, SLG: 0.337		C KC 78 B SL 85 X SI 89 1-1 ② L7		B SI 88 X CH 81 1-0 55 BB 1B		B KC 78 C SL 86 C FF 90 B SL 85 B CH 82 F SI 91 X KC 80 3-2 ③ G3-1		F FF 92 S CU 73 S SI 94 0-3 ① K		4	0	1	0	0	1	0
38 Chris Dickerson, L (1, 7) OBP: 0.467, SLG: 0.533		B SI 89 X SL 86 1-0 1B		C KC 79 B SI 90 B CH 82 C SI 90 1 SAFE S KC 81 2-3 ② K			B KC 78 F FF 88 X SL 85 1-1 22 1B 55 1B 13 3B 1B	X FF 94 0-0 55 HR 2B		4	2	3	0	0	1	1
55 Roberto Pérez, R (1, 2) OBP: 0.750, SLG: 1.667		C FF 90 X SL 84 0-1 ③ G4-3		F SL 86 C FF 91 B SI 91 B SL 87 F FF 92 D KC 80 B SI 91 4-2 1-2 BB			C SL 89 1 SAFE F SI 89 B SI 92 X SL 88 1-2 22 1B 13 3B 1B	T FF 93 F FF 94 B SL 85 B FF 94 B FF 94 F FF 93 X FF 92 3-2 2-H HR		3	2	2	2	1	0	1
Inning Stats	R: 0 E: 0 K: 2 S: 13 H: 1 LOB: 2 BB: 1 P: 22	R: 0 E: 0 K: 0 S: 7 H: 1 LOB: 1 BB: 0 P: 9	R: 0 E: 0 K: 1 S: 10 H: 1 LOB: 2 BB: 1 P: 18	R: 0 E: 0 K: 1 S: 12 H: 1 LOB: 2 BB: 1 P: 23	R: 0 E: 0 K: 0 S: 6 H: 1 LOB: 0 BB: 0 P: 9	R: 0 E: 0 K: 1 S: 9 H: 0 LOB: 0 BB: 0 P: 15	R: 4 E: 0 K: 1 S: 23 H: 5 LOB: 1 BB: 0 P: 34	R: 5 E: 0 K: 1 S: 18 H: 5 LOB: 1 BB: 1 P: 30		1B: 11 2B: 1 3B: 1 HR: 2 SF: 1 SAC: 0 DP: 1 HBP: 0						

PITCHER		IP	WLS	BF	H	R	ER	SO	BB	IBB	HBP	BLK	WP	HR	S	P	ERA	WHIP
41 David Phelps, R ERA: 3.94	(1, 1)	6.0		27	7	2	2	5	3	0	0	0	0	0	62	103	3.00	1.667
48 Matt Thornton, L ERA: 3.1	(7, 1)	0.1	L	3	2	2	2	0	0	0	0	0	0	0	6	8	54.00	6.000
53 Jim Miller, R ERA: 20.25	(7, 1)	1.2		12	6	5	5	2	1	0	0	0	0	2	30	49	27.00	4.200

PITCHER	IP	WLS	BF	H	R	ER	SO	BB	IBB	HBP	BLK	WP	HR	S	P	ERA	WHIP

BOTTOM

New York Yankees @ Cleveland Indians

Progressive Field, Cleveland, OH

Thu Jul 10 2014, 7:08 PM - 10:37 PM EDT

Att. 28,334 - Clear - 72 F

livebaseballscorecards.com

AB	37
R	9
H	15
RBI	9
BB	4
SO	7
LOB	19

WP: 0 PA: 42
PB: 0
SB: 2
CS: 0

Batter	1	2	3	4	5	6	7	8	9	AB	R	H	RBI	BB	SO	LOB
1 Adam Eaton, L (1, 8) OBP: 0.340, SLG: 0.372	B SI 93 B SI 92 F SI 94 X SI 92 2-1 G6-3	H SL 90 1-0 HBP		1 SAFE C SI 92 B CH 87 B SL 87 X SI 94 2-1 1-H 2B		B SI 93 F SL 89 1 SAFE F SI 94 F CU 84 B SL 89 F SI 94 F SL 90 1 SAFE 2-2 F CU 84 F SI 94 X CU 83 G4-6-3 1-2f			C KC 87 B KC 87 F FF 96 F FF 95 S KC 86 1-3 K	4	0	1	1	0	1	1
10 Alexei Ramirez, R (1, 6) OBP: 0.317, SLG: 0.401	B SI 93 F SL 89 X SI 94 1-1 1B	C SL 89 S CU 83 F SL 90 X CU 84 0-2 L8		S SI 94 F CU 84 S SL 90 0-3 K			C FF 93 F CU 76 B SL 84 B SL 88 X FF 96 2-2 G4-3			4	0	1	0	0	1	3
79 José Abreu, R (1, 3) OBP: 0.336, SLG: 0.624	C SL 89 1 SAFE D SI 94 X SL 87 1-1 L9		B SI 93 B SL 91 B SI 94 C SI 94 X SL 92 3-1 12 BB 1B	C SI 94 B SI 94 X SL 91 1-1 G5-3			S SL 88 C CU 78 B FF 96 S SL 87 1-3 K			4	0	1	0	0	1	2
44 Adam Dunn, L (1, 10) OBP: 0.362, SLG: 0.445	X SI 92 0-0 G4-3		B SI 93 C SL 90 B SI 93 S SI 93 S SL 89 2-3 K		B CH 84 B SL 88 X SI 93 2-0 HR		C CU 77 C FF 96 B FF 96 B CU 79 X FF 95 2-2 G3			4	1	1	1	0	1	2
24 Dayan Viciedo, R (1, 9) OBP: 0.294, SLG: 0.411		B SL 88 S SI 92 C CU 82 S SL 89 1-3 K	C CU 83 F SL 90 C SI 94 0-3 K		X SL 90 0-0 P4			C SL 80 F FC 92 B FC 94 B SL 82 B SL 81 S FC 93 3-3 K		4	0	0	0	0	3	1
12 Conor Gillaspie, L (1, 5) OBP: 0.373, SLG: 0.482		C SI 93 X CU 83 0-1 30 1B 17 2B 2B	B SI 94 B CH 86 B SL 88 B SI 92 4-0 1-2 BB		C SL 88 B SI 93 F SL 90 B CH 87 B CU 84 X SL 89 3-2 G4-3			C FC 92 S SL 82 X FC 93 0-2 G4-3		3	1	1	0	1	0	0
30 Alejandro De Aza, L (1, 7) OBP: 0.299, SLG: 0.364		B SI 93 C SL 87 B CH 86 X SI 93 2-1 17 2B 28 G3 2-3 1B	C SL 90 F CH 86 B SI 94 F CU 85 T CU 84 1-2 K		C CU 82 F CH 86 B SL 90 F SI 94 X CU 83 1-2 G4-3			F SL 82 B FC 93 S SL 83 C FC 94 1-3 K		4	1	1	0	0	2	2
17 Adrian Nieto, S (1, 2) OBP: 0.329, SLG: 0.333		B SI 94 B SI 93 F SI 93 B SI 93 X SI 94 3-1 28 G3 1-3 3-H 2B		C SL 88 B SL 88 C SI 93 X SI 93 1-2 28 FC5-4 1B		C SL 89 B CH 85 X SL 89 1-1 F7			B KC 84 C FF 95 S FF 96 S FF 96 1-3 K	4	0	2	1	0	1	0
28 Leury García, S (1, 4) OBP: 0.219, SLG: 0.242		F SI 92 X CU 83 0-1 G3 2-3 3-H		C SI 93 C CU 82 X CU 82 0-2 FC5-4 1 2B 1-2f		B SI 93 C SL 89 B SI 94 F SL 90 B CU 84 B SI 96 4-2 1 G4-6-3 BB			S FF 96 S FF 96 T FF 96 0-2 K	3	1	0	1	1	1	2
Inning Stats	R: 0 E: 0 K: 0 S: 7 H: 1 LOB: 1 BB: 0 P: 11	R: 2 E: 0 K: 1 S: 15 H: 3 LOB: 2 BB: 0 P: 22	R: 0 E: 0 K: 3 S: 12 H: 1 LOB: 2 BB: 1 P: 22	R: 1 E: 0 K: 1 S: 13 H: 2 LOB: 1 BB: 0 P: 17	R: 1 E: 0 K: 0 S: 9 H: 1 LOB: 0 BB: 0 P: 15	R: 0 E: 0 K: 0 S: 12 H: 0 LOB: 0 BB: 1 P: 19	R: 0 E: 0 K: 1 S: 9 H: 0 LOB: 0 BB: 0 P: 14	R: 0 E: 0 K: 2 S: 9 H: 0 LOB: 0 BB: 0 P: 13	R: 0 E: 0 K: 3 S: 10 H: 0 LOB: 0 BB: 0 P: 12	1B: 4 2B: 3 3B: 0 HR: 1 SF: 0 SAC: 0 DP: 1 HBP: 1						

PITCHER		IP	WLS	BF	H	R	ER	SO	BB	IBB	HBP	BLK	WP	HR	S	P	ERA	WHIP
28 Corey Kluber, R ERA: 3.01	(1, 1)	6.0	W	28	8	4	4	5	2	0	1	0	0	1	68	106	6.00	1.667
44 John Axford, R ERA: 3.41	(7, 1)	1.0	H	3	0	0	0	1	0	0	0	0	0	0	9	14	0.00	0.000
27 Bryan Shaw, R ERA: 2.34	(8, 1)	1.0	H	3	0	0	0	2	0	0	0	0	0	0	9	13	0.00	0.000
37 Cody Allen, R ERA: 2.21	(9, 1)	1.0	S	3	0	0	0	3	0	0	0	0	0	0	10	12	0.00	0.000

PITCHER	IP	WLS	BF	H	R	ER	SO	BB	IBB	HBP	BLK	WP	HR	S	P	ERA	WHIP

TOP

Chicago White Sox @ Cleveland Indians

Progressive Field, Cleveland, OH

Fri Jul 11 2014, 7:08 PM - 10:23 PM EDT

Att. 24,652 - Partly Cloudy - 75 F

livebaseballscorecards.com

AB	34
R	4
H	8
RBI	4
BB	2
SO	11
LOB	13

WP: 0 PA: 37
PB: 0
SB: 0
CS: 0

Batter	1	2	3	4	5	6	7	8	9	AB	R	H	RBI	BB	SO	LOB
22 Jason Kipnis, L (1, 4) OBP: 0.332, SLG: 0.355	B FF 92 C FF 92 F FF 93 B FF 93 B CH 89 F FF 94 X FF 95 3-2 ① F8		C CU 78 B FF 92 X CH 87 1-1 ② G6-3 X CH 88 0-0 ③ G1-3			D CU 81 B FC 88 D FC 87 B SI 93 4-0 13 G4-6-3 2-3 BB		B FF 95 S CH 86 D CH 83 X SI 94 2-1 ①② G4-6-3 1-2f		4	0	0	0	1	0	4
13 Asdrúbal Cabrera, S (1, 6) OBP: 0.316, SLG: 0.399	C FF 93 S SL 90 B FF 93 B FF 94 X CH 88 2-2 23 G4-6-3 1B		B SL 90 C SL 88 B FF 94 B CH 88 B FF 94 4-1 BB		F FF 91 X FF 92 0-1 8 S 8 E 1B	C CU 79 X FC 89 0-1 ②③ G4-6-3 1-2f		S SL 84 S SL 85 S SL 86 0-3 ③ K		4	1	2	0	1	1	2
23 Michael Brantley, L (1, 8) OBP: 0.387, SLG: 0.519	X FF 92 0-0 ②③ G4-6-3 1-2f		B CH 86 1 SAFE T CH 85 1 SAFE S CH 86 B FF 93 1 SAFE X CH 88 2-2 ③ L9		B SL 87 F FF 92 B FF 92 X CH 86 2-1 ① L4		C FC 87 B FF 93 X FC 87 1-1 41 2B 1B			4	1	1	0	0	0	3
41 Carlos Santana, S (1, 3) OBP: 0.351, SLG: 0.394		C FF 92 F CH 89 S SL 89 0-3 ① K		S FF 93 B SL 90 B CH 89 B CH 86 B FF 94 4-1 7 FC3-6 8 1B 38 BB BB	1 SAFE C FF 91 C FF 91 D CU 83 S CH 86 1-3 ② K		1 SAFE 1 SAFE B FF 91 C SI 92 F SI 91 D CU 80 B SI 93 1 SAFE X SI 93 3-2 8 SH5-3 1-H 2B			3	1	1	1	1	2	1
8 Lonnie Chisenhall, L (1, 5) OBP: 0.389, SLG: 0.520		B FF 93 X FF 94 1-0 ② L7		C FF 92 X FF 94 0-1 7 FC3-6 1-2 1B	F CU 81 F FF 94 D CU 81 X CH 87 1-2 1-H E8 33 HR 1B		D FC 88 X SL 81 1-0 ① SH5-3 2-3			3	1	2	1	0	0	0
33 Nick Swisher, S (1, 10) OBP: 0.289, SLG: 0.351		C FF 93 C FF 94 X SL 90 0-2 7 HR 1B		B CH 86 B CH 87 F FF 93 B FF 93 F FF 93 S CH 87 3-3 ① K	C SL 89 X SL 90 0-1 2-H HR		C FF 88 X CU 78 0-1 E4			4	2	2	2	0	1	3
7 David Murphy, L (1, 9) OBP: 0.305, SLG: 0.368 9 Ryan Raburn, R (7, PH) OBP: 0.248, SLG: 0.270 (8, 9)		B FF 93 B CH 86 S FF 92 B FF 93 X FF 92 3-1 1-H HR		X SL 89 0-0 ② FC3-6 38 BB 10 BB 1-2f 2-3	C SI 93 X FC 87 0-1 ③ G6-3		1 SAFE C SI 95 S SI 95 F FF 96 S SL 86 0-3 ② K			3 1	1 0	1 0	2 0	0 0	0 1	2 2
10 Yan Gomes, R (1, 2) OBP: 0.305, SLG: 0.427		C FF 93 F FF 93 B SL 89 B SL 88 S CH 87 2-3 ③ K		F CH 86 B SL 89 D FF 91 B FF 92 1 SAFE F FF 93 D CH 86 4-2 38 BB 1-2 BB	F FF 93 B FF 93 B SI 92 F FC 87 B FF 93 B SI 94 4-2 22 PB 38 SH5-3 BB	C SL 84 X FF 96 0-1 ③ G5-3				2	0	0	0	2	1	2
38 Chris Dickerson, L (1, 7) OBP: 0.500, SLG: 0.529			B FF 93 C FF 92 X FF 92 1-1 ① F7	B FF 94 B FF 95 B FF 95 B FF 94 4-0 1-2 2-3 3-H BB		X SI 91 0-0 ① SH5-3 1-2		C FF 93 B FF 94 B FF 94 X SI 94 2-1 22 G4-6-3 1B		2	0	1	1	1	0	0
Inning Stats	R: 0 H: 1 E: 0 LOB: 0 K: 0 BB: 0 S: 8 P: 13	R: 2 H: 2 E: 0 LOB: 0 K: 2 BB: 0 S: 12 P: 18	R: 0 H: 0 E: 0 LOB: 1 K: 0 BB: 1 S: 8 P: 16	R: 1 H: 1 E: 0 LOB: 3 K: 1 BB: 3 S: 10 P: 25	R: 3 H: 3 E: 1 LOB: 0 K: 1 BB: 0 S: 14 P: 18	R: 0 H: 0 E: 0 LOB: 1 K: 0 BB: 2 S: 6 P: 14	R: 1 H: 2 E: 1 LOB: 2 K: 1 BB: 0 S: 14 P: 19	R: 0 H: 1 E: 0 LOB: 0 K: 1 BB: 0 S: 7 P: 11		1B: 7 SF: 0 2B: 1 SAC: 2 3B: 0 DP: 3 HR: 2 HBP: 0						

BOTTOM

Chicago White Sox @ Cleveland Indians

Progressive Field, Cleveland, OH

Fri Jul 11 2014, 7:08 PM - 10:23 PM EDT

Att. 24,652 - Partly Cloudy - 75 F

livebaseballscorecards.com

AB	30
R	7
H	10
RBI	7
BB	6
SO	6
LOB	19

WP: 0 PB: 1 SB: 1 CS: 0 PA: 38

PITCHER		IP	WLS	BF	H	R	ER	SO	BB	IBB	HBP	BLK	WP	HR	S	P	ERA	WHIP
48 Hector Noesí, R ERA: 5.26	(1, 1)	4.2	L	24	7	6	6	4	4	0	0	0	0	2	50	88	11.57	2.357
64 André Rienzo, R ERA: 5.87	(5, 1)	1.1		7	2	1	1	0	2	0	0	0	0	0	13	25	6.75	3.000
53 Eric Surkamp, L ERA: 3.86	(7, 1)	0.1		2	0	0	0	0	0	0	0	0	0	0	3	4	0.00	0.000
40 Daniel Webb, R ERA: 3.12	(7, 1)	1.2		5	1	0	0	2	0	0	0	0	0	0	13	17	0.00	0.600

PITCHER	IP	WLS	BF	H	R	ER	SO	BB	IBB	HBP	BLK	WP	HR	S	P	ERA	WHIP

Chicago White Sox @ Cleveland Indians

Progressive Field, Cleveland, OH

Sat Jul 12 2014, 3:06 PM - 6:16 PM EDT

Att. 23,837 - Partly Cloudy - 81 F

livebaseballscorecards.com

TOP

Batter	1	2	3	4	5	6	7	8	9	AB	R	H	RBI	BB	SO	LOB
30 Alejandro De Aza, L (1, 7) (4, 8) OBP: 0.298, SLG: 0.362	C FF 92 T FF 92 S FF 93 0-3 K		C CH 80 D CH 81 X FF 93 1-1 G6-3			X SI 91 0-0 79 G4-3 25 1B 44 1B 1B		B FF 94 X 1-0 SH3-4 1-2	B SI 92 S SL 85 B SL 84 C SI 93 S SL 86 2-3 K	4	1	1	0	0	2	1
10 Alexei Ramirez, R (1, 6) OBP: 0.318, SLG: 0.400 25 Moisés Sierra, R (4, PR) OBP: 0.234, SLG: 0.294 (4, 9)	F FF 94 X SL 85 0-1 F8			C SL 81 B SL 85 B FF 93 F SI 93 F FF 94 B FF 94 B SI 94 4-2 79 HR BB		1 SAFE 1 SAFE S FF 91 1 SAFE X FF 93 0-1 79 G4-3 1-2 1B		B SL 87 X SL 86 1-0 F8 2-3		1 2	0 1	0 1	0 0	1 0	0 0	0 1
79 José Abreu, R (1, 3) OBP: 0.338, SLG: 0.631	B FF 95 F FF 94 X SL 86 1-1 G5-3			X SL 82 0-0 1-H HR		B SI 95 B SI 95 C SI 94 F FF 95 X SI 96 2-2 G4-3 1-2f 2-3		I IN 79 I IN 78 I IN 78 I IN 78 4-0 IBB		3	1	1	2	1	0	2
44 Adam Dunn, L (1, 10) OBP: 0.361, SLG: 0.442		X FF 92 0-0 F7		B FF 93 F SI 93 X FF 93 1-1 F8		B CH 79 B SI 94 C FF 93 X SI 94 2-1 3-H 1B		S SL 78 C FF 89 D SL 79 X SL 80 1-2 G3		4	0	1	1	0	0	3
24 Dayan Viciedo, R (1, 9) OBP: 0.294, SLG: 0.409 (4, 7)		C FF 92 B SI 91 F FF 93 F SI 94 X SL 85 1-2 G4-3		C CU 77 S SL 85 B SI 94 S SL 84 1-3 K		X FF 92 0-0 G4-3			B FF 96 F FF 97 C SL 86 X SL 86 1-2 12 2B 15 2B 1B	4	1	1	0	0	1	2
12 Conor Gillaspie, L (1, 5) OBP: 0.371, SLG: 0.482		B SI 91 C FF 93 X CH 80 1-1 F7		F FF 91 S SL 84 F SL 85 X SI 93 0-2 G4-3			B CH 77 X FF 91 1-0 F7		X FF 98 0-0 1-3 15 2B 2B	4	1	1	0	0	0	1
15 Gordon Beckham, R (1, 4) OBP: 0.291, SLG: 0.381			B FF 92 C FF 92 B FF 89 B FF 94 B FF 93 4-1 28 G4-3 21 G5-3 BB		C FC 90 B CU 76 F SI 92 B SI 92 F FF 94 B SL 84 X SI 93 3-2 G4-3		F FF 93 X SL 84 0-1 P6		C SL 87 D FF 98 B FF 96 B FF 96 X FF 95 3-1 21 G6-3 28 SF9 2-H 3-H 2B	3	1	1	2	1	0	0
21 Tyler Flowers, R (1, 2) OBP: 0.270, SLG: 0.296			X FC 92 0-0 G5-3 1-2		C SL 83 S FF 93 B SI 94 X SL 85 1-2 G6-3		B SI 93 F SI 93 B FF 94 T FF 93 F SI 93 F SI 95 B SL 85 F SI 94 F SI 93 3-2 F SI 95 X FF 94 G1-3		X FF 96 0-0 G6-3 2-3	4	0	0	0	0	0	2
28 Leury García, S (1, 8) (4, 6) OBP: 0.220, SLG: 0.245			S FF 92 F FF 93 F FF 94 B CH 82 X SI 94 1-2 G4-3 2-3		B SI 93 B CH 82 X FF 92 2-0 G6-3			B FF 94 X FF 92 1-0 25 F8 30 SH3-4 1B	B SI 91 F SL 84 X SI 94 1-1 SF9 3-H	3	0	1	1	0	0	1

Inning Stats	1	2	3	4	5	6	7	8	9
R:	0	0	0	2	0	1	0	0	3
E:	0	0	0	0	0	0	0	0	0
K:	1	0	0	1	0	0	0	0	1
S:	7	7	8	13	8	9	11	6	12
H:	0	0	0	1	0	3	0	1	3
LOB:	0	0	1	1	0	1	0	2	3
BB:	0	0	1	1	0	0	0	1	0
P:	8	9	14	19	14	13	15	14	19

| | | |

Batter	1	2	3	4	5	6	7	8	9	AB	R	H	RBI	BB	SO	LOB
22 Jason Kipnis, L (1, 4) OBP: 0.334, SLG: 0.355	C FF 88 C FF 91 B CH 84 B FC 88 B FF 91 F FF 90 F FF 90 F SI 90 X SI 90 3-2 ① G3		B CH 85 D SI 88 B SI 89 C SI 89 X SI 89 3-1 1-3 1B		B FF 87 B CU 75 X FC 85 2-0 ③ G4-3		B FF 95 D FF 91 D SL 86 B FF 94 4-0 1-2 2-3 3-H BB			3	0	1	1	1	0	0
13 Asdrúbal Cabrera, S (1, 6) OBP: 0.313, SLG: 0.395	B CU 75 X FF 90 1-0 ② G4-3		1 SAFE D CU 76 1 SAFE B FC 85 X CH 79 2-0 ③ G6-3			C FS 84 F FC 87 F FC 88 X FS 85 0-2 ① F7	C SL 92 B CU 79 S FF 94 S CU 78 1-3 ③ K			4	0	0	0	0	1	5
23 Michael Brantley, L (1, 8) OBP: 0.386, SLG: 0.524	B SI 90 B FF 90 C SI 90 F SI 90 B FF 91 X SI 89 3-2 ③ G4-3			B CU 74 C CH 81 F FC 86 F SI 90 B FF 90 F CH 82 S CH 82 2-3 ① K		B SI 91 C SI 90 X FC 90 1-1 ② F9		B FF 90 X FF 90 1-0 HR		4	1	1	1	0	1	0
41 Carlos Santana, S (1, 3) OBP: 0.350, SLG: 0.390		B SI 89 F CH 81 F CU 76 B FF 90 T SI 90 2-2 ① K		B CU 75 S CU 76 C CH 82 B CH 84 B CH 82 D SI 90 4-2 8 HBP BB		F FS 86 B FS 84 B FC 88 F FS 84 C FC 88 3-3 ③ K		C CU 78 C CU 78 B CU 79 S FF 90 1-3 ① K		3	0	0	0	1	3	0
8 Lonnie Chisenhall, L (1, 5) OBP: 0.391, SLG: 0.517		C CU 76 C FF 90 B FF 90 X CH 84 1-2 ② G4-3		B SL 79 H FC 86 2-0 1-2 HBP			B FS 84 S FS 85 F FS 85 X FS 85 1-2 7 1B 10 1B 22 BB 1B	C SL 82 X CU 77 0-1 ② F8		3	1	1	0	0	0	0
33 Nick Swisher, S (1, 10) OBP: 0.285, SLG: 0.345		B SI 89 B FC 86 C SI 89 C CU 75 S CH 83 2-3 ③ K		D SI 89 X SI 88 1-0 ② F8			B SI 90 C FS 85 D FS 86 B SI 91 F FC 89 S FS 84 3-3 ① K	C CU 78 B CH 81 S CH 81 X FF 90 1-2 ③ G6-3		4	0	0	0	0	2	3
10 Yan Gomes, R (1, 2) OBP: 0.304, SLG: 0.424			B SI 89 F FF 90 X FF 90 1-1 ① L7 1-2 ③ F9	C FC 85 S CU 77 D CU 76 X FC 88			C FC 88 B FC 88 1 SAFE F FC 88 B FC 88 F FS 85 F FS 86 1 SAFE B SI 91 3-2 F FC 89 X FS 86 22 BB 7 1B 1-2 1B		C SI 94 F SL 89 F SL 90 B SI 96 B SI 96 X CH 87 2-2 ① L6	4	0	1	0	0	0	2
7 David Murphy, L (1, 9) OBP: 0.305, SLG: 0.366			B FC 86 C FC 86 C CU 76 X FF 92 1-2 ② F8		B SI 88 C FF 88 B CH 80 X CH 81 2-1 ① G3		X FS 84 0-0 22 BB 1-2 2-3 1B		B SI 95 S SL 87 S CH 87 X CH 89 1-2 ② G4-3	4	0	1	0	0	0	0
4 Mike Aviles, R (1, 7) OBP: 0.284, SLG: 0.352			X FC 90 0-0 22 1B 1B		B CH 85 B SI 88 X FC 85 2-0 ② F8		B SL 89 F SL 88 C CU 78 F FF 95 F CH 85 F FC 94 F CU 78 B SL 90 X CU 77 2-2 ② F7		C SI 96 B SI 97 S SI 95 B CH 89 S SI 96 2-3 ③ K	4	0	1	0	0	1	3
Inning Stats	R: 0 E: 0 K: 0 S: 10 H: 0 LOB: 0 BB: 0 P: 17	R: 0 E: 0 K: 2 S: 9 H: 0 LOB: 0 BB: 0 P: 14	R: 0 E: 0 K: 0 S: 9 H: 2 LOB: 2 BB: 0 P: 16	R: 0 E: 0 K: 1 S: 11 H: 0 LOB: 2 BB: 1 P: 21	R: 0 E: 0 K: 0 S: 4 H: 0 LOB: 0 BB: 0 P: 10	R: 0 E: 0 K: 1 S: 9 H: 0 LOB: 0 BB: 0 P: 13	R: 1 E: 0 K: 2 S: 23 H: 3 LOB: 3 BB: 1 P: 37	R: 1 E: 0 K: 1 S: 9 H: 1 LOB: 0 BB: 0 P: 12	R: 0 E: 0 K: 1 S: 10 H: 0 LOB: 0 BB: 0 P: 15	1B: 5 2B: 0 3B: 0 HR: 1 SF: 0 SAC: 0 DP: 0 HBP: 1						

PITCHER		IP	WLS	BF	H	R	ER	SO	BB	IBB	HBP	BLK	WP	HR	S	P	ERA	WHIP
67 Scott Carroll, R ERA: 4.19	(1, 1)	5.0	W	19	2	0	0	3	1	0	1	0	0	0	43	78	0.00	0.600
57 Zach Putnam, R ERA: 2.5	(6, 1)	1.1	H	7	3	1	1	2	0	0	0	0	0	0	22	33	6.75	2.250
41 Javy Guerra, R ERA: 2.61	(7, 1)	0.2	H	3	0	0	0	1	1	0	0	0	0	0	10	17	0.00	1.500
53 Eric Surkamp, L ERA: 4.76	(8, 1)	1.0	H	4	1	1	1	1	0	0	0	0	0	1	9	12	9.00	1.000
52 Jake Petricka, R ERA: 2.17	(9, 1)	1.0		3	0	0	0	1	0	0	0	0	0	0	10	15	0.00	0.000

PITCHER	IP	WLS	BF	H	R	ER	SO	BB	IBB	HBP	BLK	WP	HR	S	P	ERA	WHIP

BOTTOM

Chicago White Sox @ Cleveland Indians

Progressive Field, Cleveland, OH

Sat Jul 12 2014, 3:06 PM - 6:16 PM EDT

Att. 23,837 - Partly Cloudy - 81 F

livebaseballscorecards.com

AB	33
R	2
H	6
RBI	2
BB	2
SO	8
LOB	13

WP: 0 PA: 36
PB: 0
SB: 0
CS: 0

Chicago White Sox @ Cleveland Indians

Progressive Field, Cleveland, OH

Sun Jul 13 2014, 1:08 PM - 4:06 PM EDT

Att. 18,070 - Partly Cloudy - 78 F

TOP

livebaseballscorecards.com

Batter	1	2	3	4	5	6	7	8	9	AB	R	H	RBI	BB	SO	LOB
30 Alejandro De Aza, L (1, 7) OBP: 0.297, SLG: 0.357	C FF 92 B FF 92 F FF 92 S KC 77 1-3 **K** ①	D CH 84 1 SAFE 1 SAFE F FF 94 B FC 88 B FF 94 F FF 95 X FF 96 3-2 **L7** ③ 1-2			F FF 92 F SL 82 S KC 80 0-3 **K2-3** ①		B FF 93 C FF 93 B FC 86 B FF 94 X FF 94 3-1 **F8** ①	1 SAFE P PO 90 I IN 70 I IN 69 I IN 67 4-0 **IBB** 1-2		4	0	0	0	1	2	2
77 Yolmer Sánchez, S (1, 6)	B FF 93 B FF 93 X FF 93 2-0 **P4** ②		B FF 92 C CH 81 C FF 93 X KC 78 1-2 **G4-3** ①		B FF 94 C CH 83 F SL 83 S KC 80 1-3 **K2-3** ②		C CH 84 F FC 87 B KC 81 S KC 81 1-3 **K** ②	X FC 91 0-0 **G4-3** ③		5	0	0	0	0	2	2
79 José Abreu, R (1, 10) OBP: 0.342, SLG: 0.630	T FF 93 S ST 82 X KC 78 0-2 44 WP 1B		B ST 79 S ST 79 B FF 94 B FF 95 C ST 81 S FF 96 3-3 **K** ②		C ST 80 X FF 96 0-1 1B		B CH 84 C ST 82 B ST 82 F FF 96 X KC 81 2-2 1B		C FF 95 B FF 95 S KC 87 F KC 87 B FF 95 F KC 87 X FF 96 2-2 **G6-3** ①	5	0	3	0	0	1	0
44 Adam Dunn, L (1, 3) OBP: 0.361, SLG: 0.437	F FF 94 B SI 94 B CH 83 F FF 94 B KC 77 B FF 94 4-2 **BB** 1-2		C CH 83 B ST 81 B FF 95 B FF 95 F FF 95 D KC 79 4-2 **BB**		B FF 94 X CH 84 1-0 **L9** ③		C SL 84 B SL 86 C SI 93 D SI 93 X SI 93 2-2 **L6** ③		C KC 87 B KC 87 B FF 95 S KC 86 C KC 87 2-3 **K** ②	3	0	0	0	2	1	2
24 Dayan Viciedo, R (1, 9) OBP: 0.292, SLG: 0.406	T SL 83 X ST 79 0-1 **G4-3** ③		B FF 96 B ST 78 X FF 96 2-0 **P3** ③			B CH 82 B FF 92 X FF 94 2-0 21 FC2-5 12 BB 1B		B FC 92 S FC 93 S SL 82 S FC 95 1-3 **K** ①	C KC 87 S FF 95 S KC 87 0-3 **K** ③	5	0	1	0	0	2	3
12 Conor Gillaspie, L (1, 5) OBP: 0.377, SLG: 0.484		B FF 93 F FF 93 X FC 86 1-1 15 F7-3 1B		C CH 81 C ST 80 S KC 79 0-3 **K** ①		B FC 87 B CH 82 F FF 95 B FF 94 F FC 89 B FF 96 4-2 21 FC2-5 1-2 BB		F FC 94 X FC 93 0-1 15 WP 15 1B 1B		3	1	2	0	1	1	0
15 Gordon Beckham, R (1, 4) OBP: 0.291, SLG: 0.379		B FF 92 C SL 82 B FF 93 C FC 86 X ST 80 2-2 **F7-3** ① ② 1-1		C FC 87 S ST 81 B SI 95 B KC 79 F FF 96 B FF 96 F FF 97 S ST 83 3-3 **K** ②		T SL 82 S FF 96 S KC 80 0-3 **K** ①		B FC 93 B FC 93 F SL 81 F SL 80 X SL 83 2-2 21 G2-3 28 1B 1-H 1B		4	1	1	1	0	2	3
21 Tyler Flowers, R (1, 2) OBP: 0.273, SLG: 0.304		C FF 93 F FF 93 X ST 81 0-2 28 1B 1B		F FC 85 X ST 80 0-1 2B		C FF 96 T FF 96 X KC 82 0-2 **FC2-5** ② 1-2 2-3f		S FC 92 T SL 82 B FC 93 F FC 93 1 SAFE F SL 82 1 SAFE 1 SAFE X SL 82 1-2 **G2-3** ② 1-2		4	0	2	0	0	0	3
28 Leury García, S (1, 8) OBP: 0.231, SLG: 0.255		B FF 92 X FF 93 1-0 30 S 1B 1-3		B CH 81 F FF 94 S FF 94 S KC 79 1-3 **K2-3** ③		B CH 84 F FF 96 S ST 83 2 SAFE S KC 81 1-3 **K** ③		C FC 92 X FC 93 0-1 30 S 1B 2-H		4	0	2	1	0	2	3
Inning Stats	R: 0 E: 0 K: 1 S: 11 H: 1 LOB: 2 BB: 1 P: 18	R: 0 E: 0 K: 0 S: 12 H: 3 LOB: 2 BB: 0 P: 19	R: 0 E: 0 K: 1 S: 9 H: 0 LOB: 1 BB: 1 P: 19	R: 0 E: 0 K: 3 S: 13 H: 1 LOB: 1 BB: 0 P: 17	R: 0 E: 0 K: 2 S: 9 H: 1 LOB: 1 BB: 0 P: 11	R: 0 E: 0 K: 2 S: 12 H: 1 LOB: 2 BB: 1 P: 19	R: 0 E: 0 K: 1 S: 11 H: 1 LOB: 1 BB: 0 P: 19	R: 2 E: 0 K: 1 S: 17 H: 3 LOB: 2 BB: 1 P: 24	R: 0 E: 0 K: 2 S: 11 H: 0 LOB: 0 BB: 0 P: 15	1B: 10 2B: 2 3B: 0 HR: 0 SF: 0 SAC: 0 DP: 1 HBP: 0						

	AB	37
	R	2
	H	11
	RBI	2
	BB	4
	SO	13
	LOB	18

WP: 2 PB: 0 SB: 2 CS: 0 PA: 41

PITCHER		IP	WLS	BF	H	R	ER	SO	BB	IBB	HBP	BLK	WP	HR	S	P	ERA	WHIP
47 Trevor Bauer, R ERA: 3.84	(1, 1)	6.2		30	8	0	0	10	3	0	0	0	1	0	74	117	0.00	1.650
35 Marc Rzepczynski, L ERA: 3.48	(7, 1)	0.1	H	1	0	0	0	0	0	0	0	0	0	0	3	5	0.00	0.000
27 Bryan Shaw, R ERA: 2.7	(8, 1)	1.0	W	7	3	2	2	1	0	1	0	0	1	0	17	24	18.00	3.000
37 Cody Allen, R ERA: 2.16	(9, 1)	1.0	S	3	0	0	0	2	0	0	0	0	0	0	11	15	0.00	0.000

PITCHER	IP	WLS	BF	H	R	ER	SO	BB	IBB	HBP	BLK	WP	HR	S	P	ERA	WHIP

Batter	1	2	3	4	5	6	7	8	9	AB	R	H	RBI	BB	SO	LOB
22 Jason Kipnis, L (1, 4) OBP: 0.332, SLG: 0.350	B FF 87 C FF 87 F FC 84 B FF 91 F FF 90 F CH 82 B FF 91 F FF 91 X CH 82 3-2 ① F9	C FF 91 S CU 77 S FF 92 0-3 ③ K		X FF 89 0-0 ② P6		C FC 83 B FF 90 F SI 89 H SI 91 2-2 1-2 2-3 HBP		C CH 87 C FF 95 F FF 95 C CU 77 0-3 ③ K		4	0	0	0	0	2	5
13 Asdrúbal Cabrera, S (1, 6) OBP: 0.312, SLG: 0.393	X FF 88 0-0 ② L9		C SI 89 B CU 72 X FC 86 1-1 9 FC6-4 41 1B 1B	C CU 74 X CU 74 0-1 ③ G6-3		C CH 78 X FF 91 0-1 ③ G4-3				4	0	1	0	0	0	5
23 Michael Brantley, L (1, 8) OBP: 0.382, SLG: 0.519	C FF 90 X FF 90 0-1 ③ G4-3		C FF 90 X FC 86 0-1 ① F7		B FC 83 F FF 90 X CU 74 1-1 ① F9		X FF 88 0-0 ① G4-3			4	0	0	0	0	0	1
41 Carlos Santana, S (1, 3) OBP: 0.349, SLG: 0.388		C CU 71 F CH 81 F CH 78 B SI 88 F FC 85 B FF 87 F CU 75 C CH 81 2-3 ① K	X CH 79 0-0 ② 9 FC6-4 1-2 1B		B CH 78 X FC 85 1-0 ② G4-3		C SI 89 B CU 72 B FC 85 X CH 80 2-1 ② G5-3			4	0	1	0	0	1	0
9 Ryan Raburn, R (1, 9) OBP: 0.248, SLG: 0.265 7 David Murphy, L (9, 9) OBP: 0.305, SLG: 0.366		C CH 80 B SI 91 T SI 90 F FC 86 F FC 86 B CU 75 B CH 81 F FF 89 B SI 91 4-2 33 1B 10 1B BB	X SI 91 0-0 ② FC6-4 33 WP 1-2f 2-3		C SI 89 S SI 90 B FF 90 B CU 76 X SI 90 2-2 ③ L8		C CH 79 C CH 80 B CH 78 S CH 80 1-3 ③ K			3 0	1 0	0 0	0 0	1 0	1 0	2 0
33 Nick Swisher, S (1, 10) OBP: 0.288, SLG: 0.348		C CH 80 F FF 87 B FF 88 X CH 78 1-2 8 1B 10 1B 1-2 1B	1 SAFE B FF 90 B FC 86 C SI 90 X CU 76 2-1 ③ G6-3 1-2			C FC 83 B FF 90 F FF 89 F CU 73 X CH 78 1-2 ① G4-3		B FF 92 B FF 92 S SL 89 X CU 78 2-1 10 HR 1B		4	1	2	0	0	0	2
10 Yan Gomes, R (1, 2) OBP: 0.306, SLG: 0.436		B CH 81 C FC 86 C FC 87 X SI 92 1-2 8 1B 1-2 2-H 1B		F CH 79 X CH 79 0-1 ① G5-3		F SI 89 B FC 85 F CH 79 B FF 89 X CH 79 2-2 ② G6-3		1 SAFE B SL 90 1 SAFE F CU 78 X SL 92 1-1 1-H HR		4	1	2	3	0	0	0
8 Lonnie Chisenhall, L (1, 5) OBP: 0.396, SLG: 0.519		C FC 85 S CU 77 D CU 77 B CH 81 F CH 82 X SI 91 2-2 1-2 2-3 1B		B FF 88 B CH 79 B FC 81 B SI 88 4-0 4 2B BB		C FC 83 X SI 90 0-1 22 HBP 4 1B 1B		F FF 95 F FF 94 X CU 77 0-2 ① F7		3	0	2	0	1	0	0
4 Mike Aviles, R (1, 7) OBP: 0.288, SLG: 0.360		C FC 86 S CU 76 F FC 86 S CU 77 0-3 ② K		1 SAFE 1 SAFE C SI 87 B FC 85 1 SAFE B FC 85 F CH 79 X CU 72 2-2 1-3 2B		C FC 84 1 SAFE X FC 84 0-1 22 HBP 1-2 1B		B CU 80 F FF 95 F FF 94 F CU 78 X FF 94 1-2 ② G6-3		4	0	2	0	0	1	3
Inning Stats	R: 0 E: 0 K: 0 S: 9 H: 0 LOB: 0 BB: 0 P: 12	R: 1 E: 0 K: 3 S: 28 H: 3 LOB: 3 BB: 1 P: 38	R: 0 E: 0 K: 0 S: 8 H: 2 LOB: 2 BB: 0 P: 11	R: 0 E: 0 K: 0 S: 8 H: 1 LOB: 2 BB: 1 P: 14	R: 0 E: 0 K: 0 S: 6 H: 0 LOB: 0 BB: 0 P: 10	R: 0 E: 0 K: 0 S: 15 H: 2 LOB: 3 BB: 0 P: 20	R: 0 E: 0 K: 1 S: 6 H: 0 LOB: 0 BB: 0 P: 9	R: 2 E: 0 K: 1 S: 15 H: 2 LOB: 0 BB: 0 P: 19		1B: 8 2B: 1 3B: 0 HR: 1 SF: 0 SAC: 0 DP: 0 HBP: 1					

PITCHER		IP	WLS	BF	H	R	ER	SO	BB	IBB	HBP	BLK	WP	HR	S	P	ERA	WHIP
50 John Danks, L ERA: 3.99	(1, 1)	7.0		32	8	1	1	4	2	0	1	0	1	0	80	114	1.29	1.429
41 Javy Guerra, R ERA: 3.32	(8, 1)	1.0	L	5	2	2	2	1	0	0	0	0	0	1	15	19	18.00	2.000

PITCHER	IP	WLS	BF	H	R	ER	SO	BB	IBB	HBP	BLK	WP	HR	S	P	ERA	WHIP

BOTTOM

Chicago White Sox @ Cleveland Indians

Progressive Field, Cleveland, OH

Sun Jul 13 2014, 1:08 PM - 4:06 PM EDT

Att. 18,070 - Partly Cloudy - 78 F

livebaseballscorecards.com

AB	34
R	3
H	10
RBI	3
BB	2
SO	5
LOB	18

Batter	1	2	3	4	5	6	7	8	9	AB	R	H	RBI	BB	SO	LOB
22 Jason Kipnis, L (1, 4) OBP: 0.333, SLG: 0.373	C FF 90 B SI 92 X CU 76 1-1 ① G4-3		1 SAFE B FF 91 X FS 87 1-0 ③ G1-3			B FF 91 S FF 91 F FF 92 F SI 92 X SL 86 1-2 ② G4-3	F SL 85 C FF 94 B FF 94 F SL 85 X SL 86 1-2 2-H 3-H HR		C SI 91 C FF 92 B SI 95 F SI 93 B SI 93 X SI 94 2-2 HR	5	2	2	4	0	0	1
13 Asdrúbal Cabrera, S (1, 6) OBP: 0.310, SLG: 0.399	C FF 91 B FC 92 F FF 92 C SI 92 1-3 ② K			B SL 84 C SI 89 F FF 90 F SL 87 S SL 84 1-3 ① K		X FS 86 0-0 ③ F7	X SI 93 0-0 HR		B SI 92 B SI 92 X SI 95 2-0 ① F8	5	1	1	1	0	2	0
23 Michael Brantley, L (1, 8) OBP: 0.387, SLG: 0.525	B FF 91 X FS 88 1-0 ③ G6-3			B FF 90 B FF 91 C FS 86 B FF 91 C FF 91 X FF 92 3-2 41 1B 1B			8 1B 41 S 33 1B 1B X FF 87 0-0 1B		C SI 93 F SI 93 F SL 83 F SI 94 B SL 83 X SL 83 1-2 41 F7 33 2B 2B	5	2	4	0	0	0	0
41 Carlos Santana, S (1, 3) OBP: 0.350, SLG: 0.386		B FF 88 F SI 91 X CU 76 1-1 ① F9		1 SAFE S FS 87 P PO 90 C FF 92 1 SAFE D CH 72 X FF 93 2-2 8 G6-3 1-2 1B			8 1B 33 1B BB 1-2 C CH 79 1 SAFE 1 SAFE B FC 86 X CH 79 1-1 ③ P4		X SI 93 0-0 ② F7 2-3	4	1	1	0	1	0	2
8 Lonnie Chisenhall, L (1, 5) OBP: 0.399, SLG: 0.517		C FF 91 S SL 86 B SL 86 B SL 88 C SI 93 2-3 ② K		F SL 85 2 SAFE S SL 87 F FF 92 F SL 87 X FF 93 0-2 ② ③ G6-3 1-2f			C CU 76 D FF 92 X SL 86 1-1 33 1B 9 2B 1B 1-2 2-3	S FF 93 F SI 92 B SL 79 B SL 79 B SI 94 B SI 93 4-2 33 G6-4-3 BB	F SI 93 B SI 93 B SI 92 C SI 93 F SI 94 B SI 92 F SI 94 F SI 93 F SI 93 4-2 33 2B BB	3	1	1	0	2	1	2
33 Nick Swisher, S (1, 10) OBP: 0.290, SLG: 0.352		B FF 91 S FS 86 S SL 86 S SL 85 1-3 ③ K			C FS 88 F FS 85 C SI 91 0-3 ① K		X SL 87 0-0 9 2B 22 HR 1B 1-3 2-H 3-H	S CH 82 X CH 83 1-1 ① ② G6-4-3 1-2f	X SI 93 0-0 2B 1-3 3-H	5	1	2	3	0	2	1
7 David Murphy, L (1, 9) OBP: 0.303, SLG: 0.364 9 Ryan Raburn, R (7, PH) OBP: 0.256, SLG: 0.286 (7, 9)			B FF 89 B FS 86 C FF 90 S FS 86 B FS 87 X FS 88 3-2 ① F8		B FS 85 B FS 90 X FF 90 2-0 ② L8		C FF 90 D CH 84 X FF 92 1-1 22 HR 2B 1-3 3-H	S CH 84 B CH 84 X FF 95 1-1 2B	B SI 92 F FF 92 C SI 93 B SI 93 F SI 93 B SL 86 X SI 93 3-2 ③ P3	2 3	0 1	0 2	0 1	0 0	0 0	0 2
10 Yan Gomes, R (1, 2) OBP: 0.309, SLG: 0.434			C FF 91 F FF 92 B FF 92 B SI 93 B SL 86 X SL 88 3-2 1B		C SL 84 B SL 86 X FS 87 1-1 ③ G6-3		B SI 94 F SL 85 F SI 94 B SI 94 S SL 86 2-3 ① K	I IN 63 I IN 66 I IN 67 I IN 69 4-0 IBB		3	0	1	0	1	1	2
38 Chris Dickerson, L (1, 7) OBP: 0.429, SLG: 0.450 4 Mike Aviles, R (8, PH) OBP: 0.287, SLG: 0.358 (8, 7)			S FS 87 S FS 85 F CH 75 C FF 93 0-3 ② K			B FF 90 B FS 84 S FS 86 S FS 87 C FS 85 2-3 ① K	C SL 85 F SL 85 S FF 94 0-3 ② K	X SI 92 0-0 ③ G3		3 1	0 0	0 0	0 0	0 0	3 0	3 2
Inning Stats	R: 0 H: 0 E: 0 LOB: 0 K: 1 BB: 0 S: 6 P: 9	R: 0 H: 0 E: 0 LOB: 0 K: 2 BB: 0 S: 8 P: 12	R: 0 H: 1 E: 0 LOB: 1 K: 1 BB: 0 S: 11 P: 18	R: 0 H: 2 E: 0 LOB: 1 K: 1 BB: 0 S: 16 P: 21	R: 0 H: 0 E: 0 LOB: 0 K: 1 BB: 0 S: 6 P: 9	R: 0 H: 0 E: 0 LOB: 0 K: 1 BB: 0 S: 8 P: 11	R: 7 H: 7 E: 0 LOB: 1 K: 2 BB: 1 S: 23 P: 34	R: 0 H: 1 E: 0 LOB: 2 K: 0 BB: 2 S: 7 P: 17	R: 2 H: 3 E: 0 LOB: 2 K: 0 BB: 1 S: 25 P: 37	1B: 7 2B: 4 3B: 0 HR: 3	SF: 0 SAC: 0 DP: 2 HBP: 0					

Cleveland Indians @ Detroit Tigers

Comerica Park, Detroit, MI

Fri Jul 18 2014, 7:09 PM - 10:41 PM EDT

Att. 42,255 - Cloudy - 76 F

TOP

livebaseballscorecards.com

AB	39
R	9
H	14
RBI	9
BB	4
SO	9
LOB	15

PITCHER		IP	WLS	BF	H	R	ER	SO	BB	IBB	HBP	BLK	WP	HR	S	P	ERA	WHIP
19 Aníbal Sánchez, R ERA: 3.22	(1, 1)	6.0	L	24	6	4	4	7	1	0	0	0	0	0	62	93	6.00	1.167
46 Ian Krol, L ERA: 4.78	(7, 1)	0.0	B	1	1	0	0	0	0	0	0	0	0	0	2	3	∞	∞
62 Al Alburquerque, R ERA: 3.38	(7, 1)	0.2		4	2	3	3	2	0	0	0	0	0	2	11	14	40.50	3.000
65 Blaine Hardy, L ERA: 2.08	(7, 1)	0.1		2	1	0	0	0	0	0	0	0	0	0	3	4	0.00	3.000
40 Phil Coke, L ERA: 4.46	(8, 1)	1.0		5	1	0	0	0	1	1	0	0	0	0	7	17	0.00	2.000

PITCHER		IP	WLS	BF	H	R	ER	SO	BB	IBB	HBP	BLK	WP	HR	S	P	ERA	WHIP
55 Chad Smith, R ERA: 5.4	(9, 1)	1.0		7	3	2	2	0	1	0	0	0	0	1	25	37	18.00	4.000

Batter	1	2	3	4	5	6	7	8	9	AB	R	H	RBI	BB	SO	LOB
14 Austin Jackson, R (1, 8) OBP: 0.316, SLG: 0.369	C FF 92 C FF 92 X ST 79 0-2 G4-3 ①		C SL 83 B FF 94 B SL 81 F FF 95 D KC 80 B FF 94 4-2 1-2 BB		S FC 84 F FF 94 X KC 79 0-2 G5-3 ②		F FF 92 S SL 86 B SL 86 X CU 79 1-2 G6-4-3 ②③ 1-2f		C KC 84 F FF 93 B KC 83 B KC 83 F FF 93 B KC 83 F FF 93 F FF 94 F FF 94 3-3 S FF 93 K ②	4	0	0	0	1	1	4
3 Ian Kinsler, R (1, 4) OBP: 0.333, SLG: 0.465	X FC 84 0-0 F7 ②		B FF 95 D SL 84 F FF 95 F FF 95 X ST 82 2-2 2-3 3-H SF8 ②		B FF 93 X CH 84 1-0 P6 ③			C FC 92 F FC 92 X FC 93 0-2 G6-3 ①	C FF 94 X FF 93 0-1 F8 ③	4	0	0	1	0	0	2
24 Miguel Cabrera, R (1, 3) OBP: 0.366, SLG: 0.533	B SL 83 F FF 92 B FF 93 X ST 79 2-1 P3 ③		X ST 79 0-0 F8 ③			F FF 93 B FF 93 S CH 84 B KC 80 B FF 95 F FF 95 X FF 95 3-2 28 S 1B		B FC 94 X FC 93 1-0 41 1B 1B		4	0	2	0	0	0	2
41 Victor Martinez, S (1, 10) OBP: 0.392, SLG: 0.598		C CH 86 B FF 94 F CH 81 B ST 82 F FF 95 S SI 95 2-3 K ①	B FF 93 C CH 84 F FF 94 X KC 78 1-2 28 1B 48 2B 1B		B SL 82 F SL 81 F FF 94 B FC 89 F FF 95 C ST 81 2-3 K ①		X FC 94 0-0 48 FC5-4 1-2 1B		4	1	2	0	0	2	1
28 J.D. Martinez, R (1, 7) OBP: 0.378, SLG: 0.646		B SL 83 B FF 94 F FF 94 X FF 94 2-1 F9 ②	B FF 94 F CH 89 C ST 80 X FF 95 1-2 48 2B 1-2 1B		B CH 84 B ST 81 F FF 94 C CH 86 F FF 94 D KC 80 F CH 84 S FF 95 3-3 K ② 1-2		C FC 93 F SL 83 S SL 82 0-3 K ②		4	0	1	0	0	2	3
48 Torii Hunter, R (1, 9) OBP: 0.293, SLG: 0.451		C SL 83 B ST 79 F FF 93 B ST 82 S KC 79 2-3 K ③	F FC 85 F CH 89 B FF 95 D SL 80 X ST 81 2-2 9 S 9 E 1-H 2-H 2B ①		F FF 94 C CH 84 X KC 80 0-2 G6-3 ③		F SL 80 B FC 94 X FC 93 1-1 FC5-4 ③ 1-2f		4	1	1	1	0	1	3
9 Nick Castellanos, R (1, 5) OBP: 0.309, SLG: 0.397			C SL 81 X ST 79 0-1 13 1B 3 SF8 2B	B FF 94 C SL 83 F CH 83 F SI 95 F KC 79 F FF 95 B SL 82 X FF 96 2-2 F8 ② 2-H			C SL 87 B SL 86 B FF 91 C SL 86 B FF 93 F SL 88 B SL 88 4-2 30 1B BB		B FF 94 C FF 94 B FF 94 F FF 95 X FF 94 2-2 F9 ①	3	1	1	0	1	0	0
13 Alex Avila, L (1, 2) OBP: 0.346, SLG: 0.391			F FF 93 F FC 88 D KC 79 X KC 78 1-2 3 SF8 14 BB 2-3 1B	B CH 83 B SI 94 X FC 89 2-0 G3-1 ③			C FF 93 B FF 92 F SL 87 X FF 93 1-2 F8 ①		C FF 95 B KC 85 X FF 94 1-1 30 1B 2B	4	0	2	0	0	0	1
30 Eugenio Suárez, R (1, 6) OBP: 0.351, SLG: 0.431			B FF 94 F CH 88 X FF 93 1-1 F8 ①		C FF 94 B FF 93 C FC 85 C FF 94 1-3 K ①		C SL 86 C SL 85 F FF 93 X SL 85 0-2 14 G6-4-3 1-2 1B		B FF 93 B FF 94 F FF 94 X FF 94 2-1 2-3 1B	4	0	2	0	0	1	2
Inning Stats	R: 0 E: 0 K: 0 S: 6 H: 0 LOB: 0 BB: 0 P: 8	R: 0 E: 0 K: 2 S: 9 H: 0 LOB: 0 BB: 0 P: 15	R: 1 E: 0 K: 0 S: 13 H: 2 LOB: 2 BB: 1 P: 21	R: 2 E: 0 K: 0 S: 16 H: 3 LOB: 0 BB: 0 P: 24	R: 0 E: 0 K: 1 S: 7 H: 0 LOB: 0 BB: 0 P: 9	R: 0 E: 0 K: 2 S: 16 H: 1 LOB: 1 BB: 0 P: 24	R: 0 E: 0 K: 0 S: 13 H: 1 LOB: 1 BB: 1 P: 19	R: 0 E: 0 K: 1 S: 10 H: 2 LOB: 2 BB: 0 P: 12	R: 0 E: 0 K: 1 S: 16 H: 2 LOB: 2 BB: 0 P: 24	1B: 8 2B: 3 3B: 0 HR: 0 SF: 1 SAC: 0 DP: 1 HBP: 0						

BOTTOM

Cleveland Indians @ Detroit Tigers

Comerica Park, Detroit, MI

Fri Jul 18 2014, 7:09 PM - 10:41 PM EDT

Att. 42,255 - Cloudy - 76 F

livebaseballscorecards.com

AB	35
R	3
H	11
RBI	2
BB	2
SO	7
LOB	18

PITCHER		IP	WLS	BF	H	R	ER	SO	BB	IBB	HBP	BLK	WP	HR	S	P	ERA	WHIP
47 Trevor Bauer, R ERA: 3.89	(1, 1)	6.0	W	24	6	3	3	5	1	0	0	0	0	0	67	101	4.50	1.167
48 Scott Atchison, R ERA: 2.85	(7, 1)	1.0		4	1	0	0	0	1	0	0	0	0	0	13	19	0.00	2.000
27 Bryan Shaw, R ERA: 2.64	(8, 1)	1.0		5	2	0	0	1	0	0	0	0	0	0	10	12	0.00	2.000
37 Cody Allen, R ERA: 2.11	(9, 1)	1.0		5	2	0	0	1	0	0	0	0	0	0	16	24	0.00	2.000

PITCHER	IP	WLS	BF	H	R	ER	SO	BB	IBB	HBP	BLK	WP	HR	S	P	ERA	WHIP

Cleveland Indians @ Detroit Tigers

Comerica Park, Detroit, MI

Sat Jul 19 2014, 1:09 PM - 4:11 PM EDT

Att. 38,109 - Overcast - 69 F

TOP

livebaseballscorecards.com

Batter	1	2	3	4	5	6	7	8	9	AB	R	H	RBI	BB	SO	LOB
22 Jason Kipnis, L (1, 4) OBP: 0.334, SLG: 0.374	C FF 91 B SI 92 F FF 91 S CH 82 1-3 ① **K**		C FF 91 B CU 75 1 SAFE 1 SAFE B SI 91 X SI 90 2-1 ② F7		B CH 81 B FF 92 B FF 89 C SI 89 X FF 90 3-1 3-H 1B		B SL 78 S SI 92 D SL 78 B FF 93 X FF 94 3-1 E2 13 FC4 1-3 2-H 1B		B FF 94 C CH 87 F FF 93 S KC 82 1-3 ② **K** 1-2	5	0	2	2	0	2	2
13 Asdrúbal Cabrera, S (1, 6) OBP: 0.309, SLG: 0.396	B FF 92 C FF 89 B CU 72 F SI 92 S FF 93 2-3 ② **K**		C CU 73 B FF 90 B CH 83 B FF 90 3-1 ③ CS 1-2	F SI 90 F FF 91 B FF 92 X CH 82 1-2 ① L3	X SI 91 0-0 ③ F7		B SI 91 X SL 77 1-0 ② FC4 2-3		S KC 80 C FF 95 X FF 93 0-2 2-H 1B	5	0	1	1	0	1	3
23 Michael Brantley, L (1, 8) OBP: 0.385, SLG: 0.521	X FF 90 0-0 8 CS 41 BB 1B			C CU 75 X FF 90 0-1 ② G3		C FF 87 F FC 84 X FF 89 0-2 ① G3-1	C SI 91 X SI 93 0-1 ③ G4-3		B FF 95 C KC 82 B KC 81 F FF 94 S KC 81 2-3 ③ **K**	5	0	1	0	0	1	3
41 Carlos Santana, S (1, 3) OBP: 0.351, SLG: 0.384	D FF 90 D CH 81 1 SAFE F FF 91 B SI 91 B FF 91 4-1 1-2 BB			B CU 75 X CH 80 1-0 ③ G3		B CU 78 B FF 89 B CH 79 C FF 89 F FF 87 F CU 78 B FF 89 4-2 8 1B BB		F FF 94 X SI 94 0-1 ① L9		2	0	0	0	2	0	0
8 Lonnie Chisenhall, L (1, 5) OBP: 0.404, SLG: 0.519	B FF 90 B FF 89 S SI 90 2 SAFE 2-1 ③ CS 2-3	C CU 73 F FF 90 S CH 83 0-3 ① **K**			B FF 90 B SI 88 B FF 90 C SI 87 C FF 88 F CH 82 B FF 92 4-2 33 2B BB	C FC 83 X CU 77 0-1 33 G5-4-3 1-3 1B		C SL 81 B SI 92 X SL 78 1-1 33 CS 1B		3	1	2	0	1	1	0
33 Nick Swisher, S (1, 10) OBP: 0.289, SLG: 0.354		B FF 91 S CH 80 B CU 73 S FF 91 F FF 92 F CH 83 C CU 76 2-3 ② **K**			C CU 74 X FF 89 0-1 10 1B 7 1B 1-H 2B	B FC 85 1 SAFE X CH 79 1-0 ②③ G5-4-3 1-2f		C FF 96 F KC 82 F FF 96 B KC 80 S KC 81 1-3 ②③ **K** 1-2		4	1	1	1	0	2	3
10 Yan Gomes, R (1, 2) OBP: 0.314, SLG: 0.442		B SI 92 X FF 91 1-0 ③ G6-3			S CU 74 C CU 75 B FF 91 D CH 82 F FF 91 X CU 78 2-2 9 G4-6-3 22 1B 7 1B 2-3 1B		F FF 88 F FC 82 F CU 78 F CU 77 F FF 89 F FF 89 F CU 77 X FC 82 0-2 7 BB 22 E 1B		B FF 96 B FF 95 X FF 95 2-0 7 WP 7 1B 2B	4	3	3	0	0	0	0
7 David Murphy, L (1, 9) OBP: 0.311, SLG: 0.368			B FF 90 B SI 90 B FF 90 B SI 89 4-0 13 CS BB		X SI 90 0-0 9 G4-6-3 1-2 3-H 1B		D FC 85 B FF 88 B FC 84 B FF 88 4-0 22 E 1-2 BB		C KC 81 B CH 88 X KC 82 1-1 22 PB 13 1B 2-H 1B	2	1	2	2	2	0	0
9 Ryan Raburn, R (1, 7) OBP: 0.250, SLG: 0.278 38 Chris Dickerson, L (9, 7) OBP: 0.429, SLG: 0.450			C FF 90 B FF 91 1 SAFE S CH 83 F SI 91 1 SAFE B FF 92 B CH 82 F SI 91 3-2 ① F7		C CU 73 X SI 90 0-1 ①② G4-6-3 1-2f 2-3		C FC 84 S CH 79 D CU 78 S CU 78 1-3 ① **K**		B FF 94 B KC 81 B FF 94 C FF 92 S FF 92 X FF 92 3-2 ① F9	4 0	0 0	0 0	0 0	0 0	1 0	6 0
Inning Stats	R: 0 E: 0 K: 2 S: 9 H: 1 LOB: 1 BB: 1 P: 18	R: 0 E: 0 K: 2 S: 9 H: 0 LOB: 0 BB: 0 P: 12	R: 0 E: 0 K: 0 S: 8 H: 0 LOB: 0 BB: 1 P: 20	R: 0 E: 0 K: 0 S: 6 H: 0 LOB: 0 BB: 0 P: 8	R: 3 E: 0 K: 0 S: 15 H: 4 LOB: 1 BB: 1 P: 24	R: 0 E: 0 K: 0 S: 9 H: 1 LOB: 1 BB: 1 P: 14	R: 1 E: 1 K: 1 S: 16 H: 2 LOB: 2 BB: 1 P: 25	R: 0 E: 0 K: 1 S: 8 H: 1 LOB: 0 BB: 0 P: 10	R: 2 E: 0 K: 2 S: 15 H: 3 LOB: 1 BB: 0 P: 24	1B: 10 2B: 2 3B: 0 HR: 0 SF: 0 SAC: 0 DP: 2 HBP: 0						

	AB	34
	R	6
	H	12
	RBI	6
	BB	5
	SO	8
	LOB	17

WP: 1 PA: 41
PB: 1
SB: 0
CS: 3

PITCHER		IP	WLS	BF	H	R	ER	SO	BB	IBB	HBP	BLK	WP	HR	S	P	ERA	WHIP
54 Drew VerHagen, R ERA: 5.4	(1, 1)	5.0	L	20	5	3	3	4	3	0	0	0	0	0	47	82	5.40	1.600
65 Blaine Hardy, L ERA: 2.51	(6, 1)	1.1		7	2	1	1	1	2	0	0	0	0	0	20	30	6.75	3.000
40 Phil Coke, L ERA: 4.33	(7, 1)	1.0		5	2	0	0	0	0	0	0	0	0	0	9	14	0.00	2.000
49 Corey Knebel, R ERA: 6.48	(8, 1)	1.2		7	3	2	1	3	0	0	0	0	1	0	19	29	5.40	1.800

PITCHER		IP	WLS	BF	H	R	ER	SO	BB	IBB	HBP	BLK	WP	HR	S	P	ERA	WHIP

Batter	1	2	3	4	5	6	7	8	9	AB	R	H	RBI	BB	SO	LOB
14 Austin Jackson, R (1, 8) OBP: 0.318, SLG: 0.373	C SI 92 C SI 94 B SI 94 B SL 90 S SL 89 2-3 ① **K**		C SI 93 X SI 94 0-1 **2B**		B SL 88 B SI 92 X SL 88 2-0 3-H **1B**			C SI 90 B SI 92 B CU 82 F SI 90 S CU 80 2-3 ② **K**		4	0	2	1	0	2	0
3 Ian Kinsler, R (1, 4) OBP: 0.329, SLG: 0.460	B SI 94 X SI 94 1-0 ② **G6-3**		B SL 87 F SI 92 B SI 93 C SL 89 C SI 94 2-3 ③ **K**		1 SAFE B SL 89 D SI 93 X SI 93 2-0 ③ **L5**			X SI 92 0-0 ③ **F9**		4	0	0	0	0	1	2
24 Miguel Cabrera, R (1, 3) OBP: 0.370, SLG: 0.538	C SI 95 C SI 95 B SI 95 B SL 91 X SI 96 2-2 **1B**			C SL 88 S CH 86 X SI 93 0-2 **1B**		F SI 91 S CU 81 S CH 86 0-3 ① **K**			C CU 79 F SI 92 X CU 81 0-2 41 G6-3 28 G3 **2B**	4	1	3	0	0	1	0
41 Victor Martinez, S (1, 10) OBP: 0.388, SLG: 0.590	F SI 94 X CH 86 0-1 ③ **G4-3**			B FF 92 C SL 88 S SI 93 B CH 85 F CU 82 S SI 92 2-3 ① **K**		B CU 80 C CH 85 X SI 93 1-1 ② **G1-3**			F SI 93 X SI 92 0-1 ① **G6-3** 2-3	4	0	0	0	0	1	3
28 J.D. Martinez, R (1, 9) OBP: 0.371, SLG: 0.633		C SI 93 B SI 93 X SL 91 1-1 ① **F8**		C SI 92 S SL 88 F SL 89 X CU 81 0-2 ② **L9**		S CU 80 X CU 81 0-1 ③ **F8**			D SL 87 C SI 92 B SI 93 F SL 88 F CU 82 X SI 94 2-2 ② **G3** 3-H	4	0	0	1	0	0	1
9 Nick Castellanos, R (1, 5) OBP: 0.309, SLG: 0.398		B SI 93 S SL 89 C SI 93 C SI 94 1-3 ② **K**		F SI 93 B SI 93 F SL 88 S CU 82 1-3 ③ **K**			C SI 90 F SI 91 B SI 92 B CU 81 S CU 82 2-3 ① **K**		X SL 87 0-0 **2B**	4	0	1	0	0	3	1
30 Eugenio Suárez, R (1, 6) OBP: 0.347, SLG: 0.419		S SL 89 B SI 94 C SI 93 B SL 90 B SL 87 X SI 94 3-2 ③ **F8**			C SI 90 B CU 80 B SI 92 B SL 87 B SI 92 4-1 20 G1-4-3 50 1B 14 1B **BB**		C SI 91 S CU 81 B SL 87 S CU 82 1-3 ② **K**		B FC 92 F FC 92 B SL 80 B FC 94 C FC 94 F FC 94 S SL 82 3-3 ③ **K**	3	1	0	0	1	2	1
50 Bryan Holaday, R (1, 2) OBP: 0.326, SLG: 0.317			C SI 91 B SI 91 X SL 88 1-1 ① **F8**		C SI 91 X SL 86 0-1 20 G1-4-3 1-2 **1B**		C SI 90 F SI 92 F FF 93 C SI 93 0-3 ③ **K**			3	0	1	0	0	1	0
20 Rajai Davis, R (1, 7) OBP: 0.335, SLG: 0.427			B SI 93 C SI 92 B SI 93 S SL 89 B SI 94 X SL 89 3-2 ② **G5-3**		X SI 91 0-0 ① ② **G1-4-3** 1-2f 2-3			X SI 90 0-0 ① **G6-3**		3	0	0	0	0	0	2
Inning Stats	R: 0 E: 0 K: 1 S: 9 H: 1 LOB: 1 BB: 0 P: 14	R: 0 E: 0 K: 1 S: 8 H: 0 LOB: 0 BB: 0 P: 13	R: 0 E: 0 K: 1 S: 10 H: 1 LOB: 1 BB: 0 P: 16	R: 0 E: 0 K: 2 S: 14 H: 1 LOB: 1 BB: 0 P: 17	R: 1 E: 0 K: 0 S: 6 H: 2 LOB: 1 BB: 1 P: 14	R: 0 E: 0 K: 1 S: 7 H: 0 LOB: 0 BB: 0 P: 8	R: 0 E: 0 K: 3 S: 10 H: 0 LOB: 0 BB: 0 P: 13	R: 0 E: 0 K: 1 S: 5 H: 0 LOB: 0 BB: 0 P: 7	R: 1 E: 0 K: 1 S: 14 H: 2 LOB: 1 BB: 0 P: 19	1B: 4 2B: 3 3B: 0 HR: 0 SF: 0 SAC: 0 DP: 1 HBP: 0						

PITCHER		IP	WLS	BF	H	R	ER	SO	BB	IBB	HBP	BLK	WP	HR	S	P	ERA	WHIP
28 Corey Kluber, R ERA: 2.95	(1, 1)	8.2	W	33	7	2	2	10	1	0	0	0	0	0	79	114	2.08	0.923
27 Bryan Shaw, R ERA: 2.62	(9, 1)	0.1		1	0	0	0	1	0	0	0	0	0	0	4	7	0.00	0.000

PITCHER	IP	WLS	BF	H	R	ER	SO	BB	IBB	HBP	BLK	WP	HR	S	P	ERA	WHIP

BOTTOM

Cleveland Indians @ Detroit Tigers

Comerica Park, Detroit, MI

Sat Jul 19 2014, 1:09 PM - 4:11 PM EDT

Att. 38,109 - Overcast - 69 F

livebaseballscorecards.com

AB	33
R	2
H	7
RBI	2
BB	1
SO	11
LOB	10

Cleveland Indians @ Detroit Tigers

Comerica Park, Detroit, MI

Sat Jul 19 2014, 7:10 PM - 10:48 PM EDT

Att. 42,044 - Partly Cloudy - 72 F

livebaseballscorecards.com

TOP

Batter	1	2	3	4	5	6	7	8	9	AB	R	H	RBI	BB	SO	LOB
22 Jason Kipnis, L (1, 4) OBP: 0.339, SLG: 0.371	C FF 89 B FF 91 S FF 92 B FF 92 F FF 92 C CU 78 2-3 K ①		B FF 90 B CH 82 B FF 91 C FF 92 F FF 94 F CH 84 F CH 85 B FF 94 4-2 8 BB 4 1B BB	F FF 92 1 SAFE C CH 84 1 SAFE B FF 94 1 SAFE B FF 93 B FF 94 F CH 86 4-2 B FF 94 4 WP 1-2 BB		C CU 78 B CU 79 B CU 77 C FF 92 S CU 78 2-3 K ③		B SI 92 B SI 92 B FF 93 B SI 92 4-0 23 PB 41 2B BB	2	1	0	0	3	2	0
4 Mike Aviles, R (1, 6) OBP: 0.285, SLG: 0.354	C FF 90 C FF 93 F SL 86 F FF 94 B FF 92 X CH 86 1-2 G6-3 ②		1 SAFE F FF 93 B CH 82 X CH 85 1-1 8 BB 1-2 1B	C SL 86 F SL 84 D SL 86 F FF 95 B CH 83 X SL 85 2-2 G5-3 ③ 1-2 2-3			B FF 91 X CH 82 1-0 L8 ①		B SI 92 S SL 88 X SL 89 1-1 F7 ②	5	0	1	0	0	0	4
23 Michael Brantley, L (1, 8) OBP: 0.388, SLG: 0.523	C CH 82 F FF 92 B SL 86 X CH 85 1-2 2B		B CH 85 S FF 94 F FF 94 F FF 94 F CH 85 X FF 94 1-2 F9 ①		X FF 90 0-0 8 FC3-6 1B		C SI 92 X FF 92 0-1 L7 ②		B SI 92 I IN 79 I IN 80 I IN 82 4-0 41 2B 1-2 2-3 IBB	4	1	2	0	1	0	2
41 Carlos Santana, S (1, 10) OBP: 0.349, SLG: 0.384	F CH 84 B FF 93 B CH 82 X FF 93 2-1 P6 ③		B CU 78 S CH 85 B FF 94 S CU 79 F FF 96 S FF 96 2-3 K ②		1 SAFE B FF 90 B FF 92 X CH 83 2-0 F8 ①		B CU 77 C FF 91 C FF 92 F CU 79 B FF 93 X FF 92 2-2 G6-3 ③		C SL 87 D CU 84 B FF 93 X FF 92 2-1 1-H 2-H 3-H 2B	5	0	1	3	0	1	4
8 Lonnie Chisenhall, L (1, 5) OBP: 0.401, SLG: 0.511		C FF 90 F FF 92 B CH 83 F SL 86 X FF 93 1-2 F7 ① D CH 87 B CU 79 B FF 95 B FF 94 4-0 1-2 2-3 BB	X FF 92 0-0 FC3-6 ② 1-2f			X FF 91 0-0 G3 ①	C SL 88 F SL 88 S SL 87 0-3 K ③	4	0	0	0	1	1	2
33 Nick Swisher, S (1, 3) OBP: 0.289, SLG: 0.353		C CH 82 S FF 93 B CU 80 X FF 93 1-2 1B B CU 78 X CH 85 1-0 G4-3 ③	B FF 93 F FF 94 X CU 80 1-1 G3 ③			C FF 94 X CU 79 0-1 F8 ②		4	0	1	0	0	0	4
7 David Murphy, L (1, 9) OBP: 0.307, SLG: 0.363		C FF 91 X FF 93 0-1 F8 ② C FF 91 X CH 83 0-1 L6 ①	S CH 82 F FF 93 B CU 79 F CU 78 F FF 94 B FF 96 F CU 78 S CH 86 2-3 K ①		C CU 79 S CU 80 X FF 94 0-2 G5-3 ③			4	0	0	0	0	1	1
55 Roberto Pérez, R (1, 2) OBP: 0.500, SLG: 1.000 13 Asdrúbal Cabrera, S (9, PR) OBP: 0.309, SLG: 0.396 10 Yan Gomes, R (9, 2) OBP: 0.314, SLG: 0.442		B FF 91 C FF 92 F FF 93 F SL 86 F SL 84 S CH 83 1-3 K ③	X SL 83 0-0 G5-3 ②		S FF 93 B SL 83 B FF 92 F SL 83 X SL 85 2-2 G3 ②		B SL 86 X SL 86 1-0 23 PB 41 2B 2B	4 0 0	0 1 0	1 0 0	0 0 0	0 0 0	1 0 0	1 0 0
38 Chris Dickerson, L (1, 7) OBP: 0.480, SLG: 0.739			C FF 89 X CU 75 0-1 HR B FF 91 B FF 92 B FF 92 C FF 91 F FF 92 B CH 85 4-2 4 WP 22 BB BB		C CH 84 B FF 95 S CH 86 B FF 94 F CH 85 X CH 86 2-2 HR		C FF 92 B FF 92 B CU 83 B FF 92 C FF 92 C FF 93 3-3 K ①	3	2	2	2	1	1	1

	AB	35
	R	5
	H	8
	RBI	5
	BB	6
	SO	7
	LOB	19

Inning Stats										
	R: 0	H: 1	R: 0	H: 1	R: 1	H: 2	R: 0	H: 0	R: 0	H: 1
	E: 0	LOB: 1	E: 0	LOB: 1	E: 0	LOB: 3	E: 0	LOB: 2	E: 0	LOB: 1
	K: 1	BB: 0	K: 1	BB: 0	K: 1	BB: 2	K: 0	BB: 2	K: 0	BB: 0
	S: 14	P: 20	S: 14	P: 17	S: 19	P: 32	S: 12	P: 22	S: 5	P: 8

Inning Stats										
	R: 1	H: 1	R: 0	H: 0	R: 0	H: 0	R: 3	H: 2	1B: 3	SF: 0
	E: 0	LOB: 0	E: 0	LOB: 0	E: 0	LOB: 0	E: 0	LOB: 1	2B: 3	SAC: 0
	K: 2	BB: 0	K: 0	BB: 0	K: 0	BB: 0	K: 2	BB: 2	3B: 0	DP: 0
	S: 16	P: 24	S: 7	P: 10	S: 6	P: 6	S: 11	P: 26	HR: 2	HBP: 0

	WP: 1	PA: 41
	PB: 1	
	SB: 0	
	CS: 0	

PITCHER		IP	WLS	BF	H	R	ER	SO	BB	IBB	HBP	BLK	WP	HR	S	P	ERA	WHIP
37 Max Scherzer, R ERA: 3.34	(1, 1)	5.2		27	6	2	2	4	4	0	0	0	1	2	77	118	3.18	1.765
46 Ian Krol, L ERA: 4.55	(6, 1)	1.1		4	0	0	0	1	0	0	0	0	0	0	10	15	0.00	0.000
44 Joba Chamberlain, R ERA: 2.56	(8, 1)	1.0		3	0	0	0	0	0	0	0	0	0	0	6	6	0.00	0.000
36 Joe Nathan, R ERA: 6.23	(9, 1)	1.0	L	7	2	3	3	2	1	1	0	0	0	0	11	26	27.00	3.000

PITCHER		IP	WLS	BF	H	R	ER	SO	BB	IBB	HBP	BLK	WP	HR	S	P	ERA	WHIP

Batter	1	2	3	4	5	6	7	8	9	AB	R	H	RBI	BB	SO	LOB
14 Austin Jackson, R (1, 8) OBP: 0.322, SLG: 0.382	C FF 93 B SI 94 F FF 94 X SL 85 1-2 1B	B CU 76 B SI 94 B FF 93 B SI 92 4-0 1-2 2-3 3-H BB			C SL 83 F SL 83 B FF 93 X SI 94 1-2 ② G4-3		C SL 87 X SL 87 0-1 1-H 3B			3	0	2	2	1	0	0
3 Ian Kinsler, R (1, 4) OBP: 0.326, SLG: 0.455	X FF 93 0-0 ① F8	B FF 92 C FF 93 X FF 93 1-1 ③ P5			B FF 93 B SL 85 X FF 93 2-0 ③ P4		F FF 92 S SL 87 F SL 87 B SL 87 X SL 86 1-2 ③ G6-3			4	0	0	0	0	0	5
24 Miguel Cabrera, R (1, 3) OBP: 0.368, SLG: 0.538	C FF 95 B SI 96 1 SAFE F SL 87 S FF 96 1-3 ② K		B SI 92 X SL 82 1-0 ① P4			C FF 90 F CH 78 F SI 95 X SL 85 0-2 28 WP 2B		B CU 82 B FF 97 F FF 96 B CH 89 F FF 97 S SL 87 3-3 ① K		4	0	1	0	0	2	1
41 Victor Martinez, S (1, 10) OBP: 0.384, SLG: 0.583	B SI 94 S FF 94 F CH 81 1 SAFE F FF 96 B SI 95 X FF 95 2-2 ③ F9		C FF 91 C CU 79 S CH 82 0-3 ② K			B SI 94 D CH 80 B CH 77 S SI 95 X SI 95 3-1 ① P5		F FF 96 B FF 96 B CH 89 B CH 89 S FF 97 F FF 98 F FF 97 F FF 96 X FF 96 3-2 ② G6-3		4	0	0	0	0	1	2
28 J.D. Martinez, R (1, 7) OBP: 0.364, SLG: 0.620		S SL 82 F FF 94 B FF 96 F FF 95 B FF 87 F FF 96 B FF 93 S FF 95 3-3 ① K	B CU 76 F SI 93 B SI 94 S SL 82 F FF 94 F SI 94 F SL 85 F FF 92 2-3 ③ K			D CU 74 C CU 76 B SL 87 S SL 86 D SL 89 S SL 86 3-3 ② K 2-3		C CU 81 X FF 97 0-1 ③ G4-3		4	0	0	0	0	3	1
48 Torii Hunter, R (1, 9) OBP: 0.295, SLG: 0.455		X SI 94 0-0 30 BB 32 WP 14 BB 1B		C SL 81 S SL 82 X SL 84 0-2 ① G6-3		B FF 94 S FF 95 D FF 96 B FF 94 F FF 94 C FF 93 3-3 ③ K			C FF 95 S KC 87 B KC 88 F KC 87 B FF 95 F KC 86 B FF 95 F FF 95 X FF 94 3-2 2B	4	1	2	0	0	1	1
32 Don Kelly, L (1, 5) OBP: 0.321, SLG: 0.297		B B FF 92 B FF 94 C FF 93 S FF 94 X SI 94 3-2 ② F8 1-2		C SI 92 X CH 80 0-1 ② F9			B FF 90 C FF 91 F FF 91 S CU 79 1-3 ① K		C FF 94 X FF 95 0-1 ① F8	4	0	0	0	0	1	2
13 Alex Avila, L (1, 2) OBP: 0.348, SLG: 0.388		F FF 94 B FF 94 B CH 80 B FF 94 B FF 94 4-1 14 BB 30 BB BB		C CU 76 F FF 93 B CH 81 C FF 92 1-3 ③ K			B FF 92 B FF 92 B SL 89 C FF 93 S FF 92 F FF 93 F FF 93 F CU 80 B FF 94 4-2 30 FC6-4 BB		C KC 85 F FF 95 S FF 95 0-3 ② K	2	0	0	0	2	2	1
30 Eugenio Suárez, R (1, 6) OBP: 0.344, SLG: 0.407		C CU 77 B FF 95 C FF 94 B FF 95 B FF 95 F FF 94 B SI 94 4-2 14 BB 1-2 2-3 BB			C CH 91 B FF 92 B SL 81 B FF 91 F SI 91 C FF 92 3-3 ① K		C SL 88 B SL 87 F FF 93 B SL 88 X SL 88 2-2 ② FC6-4 14 3B 1-2f		B FF 95 B FF 95 C FF 95 B FF 95 C FF 95 C FF 96 3-3 ③ K	3	1	0	0	1	2	2
Inning Stats	R: 0 E: 0 K: 1 S: 11 H: 1 LOB: 1 BB: 0 P: 15	R: 1 E: 0 K: 1 S: 15 H: 1 LOB: 3 BB: 3 P: 34	R: 0 E: 0 K: 2 S: 14 H: 0 LOB: 0 BB: 0 P: 17	R: 0 E: 0 K: 1 S: 8 H: 0 LOB: 0 BB: 0 P: 9	R: 0 E: 0 K: 1 S: 7 H: 0 LOB: 0 BB: 0 P: 13	R: 0 E: 0 K: 2 S: 12 H: 1 LOB: 1 BB: 0 P: 21	R: 1 E: 0 K: 1 S: 17 H: 1 LOB: 1 BB: 1 P: 25	R: 0 E: 0 K: 1 S: 11 H: 0 LOB: 0 BB: 0 P: 17	R: 0 E: 0 K: 2 S: 14 H: 1 LOB: 1 BB: 0 P: 20	1B: 2 2B: 2 3B: 1 HR: 0 SF: 0 SAC: 0 DP: 0 HBP: 0	WP: 2 PB: 0 SB: 0 CS: 0 PA: 36					

PITCHER		IP	WLS	BF	H	R	ER	SO	BB	IBB	HBP	BLK	WP	HR	S	P	ERA	WHIP
34 Zach McAllister, R ERA: 5.28	(1, 1)	5.1		22	3	1	1	6	3	0	0	0	1	0	61	97	1.69	1.125
44 John Axford, R ERA: 3.35	(6, 1)	0.2	H	2	0	0	0	2	0	0	0	0	1	0	6	12	0.00	0.000
48 Scott Atchison, R ERA: 3.0	(7, 1)	1.0	B	5	1	1	1	1	1	0	0	0	0	0	17	25	9.00	2.000
59 Carlos Carrasco, R ERA: 3.67	(8, 1)	1.0	W	3	0	0	0	1	0	0	0	0	0	0	11	17	0.00	0.000
37 Cody Allen, R ERA: 2.06	(9, 1)	1.0	S	4	1	0	0	2	0	0	0	0	0	0	14	20	0.00	1.000

PITCHER	IP	WLS	BF	H	R	ER	SO	BB	IBB	HBP	BLK	WP	HR	S	P	ERA	WHIP

BOTTOM

Cleveland Indians @ Detroit Tigers

Comerica Park, Detroit, MI

Sat Jul 19 2014, 7:10 PM - 10:48 PM EDT

Att. 42,044 - Partly Cloudy - 72 F

livebaseballscorecards.com

AB	32
R	2
H	5
RBI	2
BB	4
SO	12
LOB	15

Cleveland Indians @ Detroit Tigers

Comerica Park, Detroit, MI

Sun Jul 20 2014, 1:09 PM - 4:03 PM EDT

Att. 41,736 - Partly Cloudy - 80 F

TOP

livebaseballscorecards.com

Batter	1	2	3	4	5	6	7	8	9	AB	R	H	RBI	BB	SO	LOB
22 Jason Kipnis, L (1, 4) OBP: 0.341, SLG: 0.371	C SI 88 B KC 76 B SI 90 X SI 89 2-1 G6-3 ①			C SI 90 B KC 78 B KC 77 X SI 90 2-1 G4-3 ①		C SI 89 X FC 82 0-1 1-2 1B		B CU 77 B CU 78 B FF 92 B FF 92 4-0 13 CS BB		3	0	1	0	1	0	0
13 Asdrúbal Cabrera, S (1, 6) OBP: 0.308, SLG: 0.393	S SI 89 S SI 89 F SI 91 X SI 91 0-2 F9 ②			B KC 76 F KC 77 F SI 91 F SI 91 S KC 78 1-3 K ②		B KC 76 C SI 89 S SI 90 T SI 91 1-2 K ①		B FF 91 C CU 81 1 SAFE F CU 76 B FF 95 F FF 94 B FF 94 B SL 83 4-2 23 FC6-4 1-2 BB ②		3	0	0	0	1	2	2
23 Michael Brantley, L (1, 8) OBP: 0.386, SLG: 0.519	X SI 91 0-0 L7 ③			C SI 92 B KC 78 S KC 78 B SI 92 B KC 78 B KC 78 4-2 BB		X SI 90 0-0 F8 ②		B FF 94 1 SAFE C FF 94 C FF 94 X CU 80 1-2 FC6-4 1-2f ③		3	0	0	0	1	0	3
41 Carlos Santana, S (1, 3) OBP: 0.348, SLG: 0.380		C SI 85 C KC 75 B KC 76 B SI 92 B SI 89 B SI 90 4-2 33 G6-4-3 BB		C KC 77 1 SAFE 1 SAFE C FC 82 1 SAFE B KC 77 X SI 92 1-2 F9 ③		B SI 90 B SI 89 X SI 88 2-0 P4 ③			X FF 90 0-0 G3 ①	3	0	0	0	1	0	3
9 Ryan Raburn, R (1, 7) OBP: 0.246, SLG: 0.273 38 Chris Dickerson, L (9, PH) OBP: 0.462, SLG: 0.708		C SI 90 B CH 80 S FC 82 1 SAFE S KC 76 1-3 K ①			B SI 88 X SI 89 1-0 L9 ①		C SI 88 B FC 82 X KC 75 1-1 G3 ①		C FF 91 B SI 91 S SI 91 B FF 92 F SI 92 S SL 87 2-3 K ②	3 1	0 0	0 0	0 0	0 0	1 1	1 0
33 Nick Swisher, S (1, 10) OBP: 0.285, SLG: 0.348		B CH 80 B KC 77 S SI 89 1 SAFE D FC 83 X SI 89 3-1 G6-4-3 ②③ 1-2f			F KC 76 C KC 78 B FC 83 B KC 76 F SI 92 S KC 78 2-3 K ②		C FC 81 C SI 91 B SI 92 B SI 91 B SI 90 X SI 90 3-2 G6-3 ②		C FF 91 X SL 86 0-1 L8 ③	4	0	0	0	0	1	1
10 Yan Gomes, R (1, 2) OBP: 0.318, SLG: 0.458			C SI 88 C SI 89 B SI 92 X KC 78 1-2 G6-3 ①		B KC 76 F SI 91 B SI 91 X KC 77 2-1 2B		F SI 89 X CH 79 0-1 HR			3	1	2	1	0	0	0
7 David Murphy, L (1, 9) OBP: 0.305, SLG: 0.360			C SI 91 B FC 86 F SI 92 S KC 80 1-3 K2-3 ②		C KC 77 X FC 83 0-1 G3-1 ③		S SI 91 C SI 91 B FC 84 S FC 85 1-3 K ③			3	0	0	0	0	2	1
4 Mike Aviles, R (1, 5) OBP: 0.287, SLG: 0.356 8 Lonnie Chisenhall, L (8, PH) OBP: 0.399, SLG: 0.509 (8, 5)			B SI 91 F SI 90 B KC 78 F KC 76 F SI 93 X KC 79 2-2 P6 ③			C KC 74 B KC 75 F SI 89 B SI 90 F KC 76 F SI 91 X KC 78 2-2 22 1B 1B		B SI 92 C FF 91 B SL 85 C SL 82 B CU 79 X SL 83 3-2 P6 ①		2 1	0 0	1 0	0 0	0 0	0 0	0 0
Inning Stats	R: 0 E: 0 K: 0 S: 7 H: 0 LOB: 0 BB: 0 P: 9	R: 0 E: 0 K: 1 S: 7 H: 0 LOB: 0 BB: 1 P: 15	R: 0 E: 0 K: 1 S: 10 H: 0 LOB: 0 BB: 0 P: 14	R: 0 E: 0 K: 1 S: 11 H: 0 LOB: 1 BB: 1 P: 19	R: 0 E: 0 K: 1 S: 9 H: 1 LOB: 1 BB: 0 P: 14	R: 0 E: 0 K: 1 S: 12 H: 2 LOB: 2 BB: 0 P: 17	R: 1 E: 0 K: 1 S: 10 H: 1 LOB: 0 BB: 0 P: 15	R: 0 E: 0 K: 0 S: 9 H: 0 LOB: 1 BB: 2 P: 21	R: 0 E: 0 K: 1 S: 7 H: 0 LOB: 0 BB: 0 P: 9	1B: 2 2B: 1 3B: 0 HR: 1	SF: 0 SAC: 0 DP: 1 HBP: 0					

	AB	29
	R	1
	H	4
	RBI	1
	BB	4
	SO	7
	LOB	11

PITCHER		IP	WLS	BF	H	R	ER	SO	BB	IBB	HBP	BLK	WP	HR	S	P	ERA	WHIP
33 Drew Smyly, L ERA: 3.8	(1, 1)	7.0	W	26	4	1	1	6	2	0	0	0	0	1	66	103	1.29	0.857
44 Joba Chamberlain, R ERA: 2.5	(8, 1)	1.0	H	4	0	0	0	0	2	0	0	0	0	0	9	21	0.00	2.000
36 Joe Nathan, R ERA: 6.06	(9, 1)	1.0		3	0	0	0	1	0	0	0	0	0	0	7	9	0.00	0.000

PITCHER		IP	WLS	BF	H	R	ER	SO	BB	IBB	HBP	BLK	WP	HR	S	P	ERA	WHIP

WP: 0	PB: 0	SB: 0	CS: 1
PA: 33			

Cleveland Indians @ Detroit Tigers

Comerica Park, Detroit, MI

Sun Jul 20 2014, 1:09 PM - 4:03 PM EDT

Att. 41,736 - Partly Cloudy - 80 F

livebaseballscorecards.com

BOTTOM

Batter	1	2	3	4	5	6	7	8	9	AB	R	H	RBI	BB	SO	LOB
14 Austin Jackson, R (1, 8) OBP: 0.327, SLG: 0.388	F FF 90 B FF 91 B FF 90 T FF 86 F FC 87 X FF 91 2-2 3 1B 2B		B FF 90 B FC 85 S FF 90 B FF 90 B FF 88 4-1 3 L9-3 BB		X FC 85 0-0 3 S 1-2 1B		C FF 97 B SL 86 F FF 98 X FF 98 1-2 ① G6-3			3	1	2	0	1	0	0
3 Ian Kinsler, R (1, 4) OBP: 0.325, SLG: 0.453	F FC 85 X FF 91 0-1 24 F8 41 SF9 2-H 1B		1 SAFE 1 SAFE F FC 85 1 SAFE B FC 85 X FF 89 1-1 ② ③ L9-3 1-1		B SI 89 B SI 90 B SI 90 C SI 90 C SI 92 S SI 91 3-3 ② K 1-2 2-3		X FF 98 0-0 ② F9			4	1	1	1	0	1	3
24 Miguel Cabrera, R (1, 10) OBP: 0.365, SLG: 0.532	C FF 92 F CU 76 F FF 91 B FF 91 X CU 77 1-2 ① F8 2-3			X CH 82 0-0 ① F8	B SI 93 C SI 92 F SI 92 S CU 82 1-3 ③ K		C SL 87 S CH 88 S CH 90 0-3 ③ K			4	0	0	0	0	2	3
41 Victor Martinez, S (1, 3) OBP: 0.382, SLG: 0.584	F FF 91 X FF 88 0-1 ② SF9 3-H			B FF 89 B FF 89 C FF 90 C CH 82 F FF 90 F CH 82 F FF 90 X FF 90 2-2 ② F9		S SI 91 X SI 92 0-1 9 1B 2B		X FF 95 0-0 ① G3-1		3	0	1	1	0	0	0
28 J.D. Martinez, R (1, 7) OBP: 0.367, SLG: 0.616	B FF 92 B FF 88 F FF 88 B SI 91 S FC 88 F FC 87 F FF 92 C CU 76 3-3 ③ K			F CH 83 C FF 91 B FF 88 X FF 90 1-2 48 HR 1B		B SI 92 F CU 83 B SI 92 B SI 92 B CU 82 4-1 9 1B BB		F FF 96 B FF 97 B SL 85 X FF 95 2-1 ② L7		3	1	1	0	1	1	0
48 Torii Hunter, R (1, 9) OBP: 0.298, SLG: 0.463		C FF 90 C FF 91 S FC 87 0-3 ① K		F FC 85 1 SAFE B FC 86 S CU 75 1 SAFE 1 SAFE F FC 86 1 SAFE X CU 76 1-2 1-H HR		F SI 92 F SI 92 X CU 84 0-2 ① L9		B FF 96 F FF 96 B FF 95 F FF 95 B CH 89 B FF 98 4-2 9 2B BB		3	2	1	2	1	1	2
9 Nick Castellanos, R (1, 5) OBP: 0.311, SLG: 0.403		B FF 91 B FF 87 C FF 91 S FC 86 F CU 77 B FF 91 X FC 86 3-2 ② G5-3		F FC 86 C FF 90 B FC 87 B FF 90 B FC 86 F FF 90 X FC 87 3-2 ③ G6-3		D CU 82 B SI 92 B SI 91 X SI 91 3-0 1-2 2-3 1B		1 SAFE X FF 96 0-0 1-H 2B		4	0	2	1	0	0	0
13 Alex Avila, L (1, 2) OBP: 0.343, SLG: 0.381		C FF 89 X FF 87 0-1 ③ G4-3			B FF 87 C CH 83 X FC 85 1-1 ① G3-1	C FF 89 B SL 79 F FF 88 S FF 90 1-3 ② K		B SL 83 X SI 92 1-0 ③ F7		4	0	0	0	0	1	4
17 Andrew Romine, S (1, 6) OBP: 0.278, SLG: 0.260			C FF 88 B FC 85 C FF 89 F FF 90 B FC 85 T FF 89 2-2 ① K		C FF 88 S CU 76 X FC 85 0-2 3 S 14 1B 1B	F FF 88 F FF 89 T FF 91 0-2 ③ K				3	0	1	0	0	2	3
Inning Stats	R: 2 E: 0 K: 1 S: 17 H: 2 LOB: 0 BB: 0 P: 23	R: 0 E: 0 K: 1 S: 9 H: 0 LOB: 0 BB: 0 P: 12	R: 0 E: 0 K: 1 S: 7 H: 0 LOB: 0 BB: 1 P: 14	R: 2 E: 0 K: 0 S: 18 H: 2 LOB: 0 BB: 0 P: 25	R: 0 E: 0 K: 2 S: 12 H: 2 LOB: 2 BB: 0 P: 17	R: 0 E: 0 K: 2 S: 13 H: 2 LOB: 3 BB: 1 P: 21	R: 0 E: 0 K: 1 S: 7 H: 0 LOB: 0 BB: 0 P: 8	R: 1 E: 0 K: 0 S: 7 H: 1 LOB: 1 BB: 1 P: 14		1B: 5 2B: 4 3B: 0 HR: 1 SF: 1 SAC: 0 DP: 1 HBP: 0		WP: 0 PB: 0 SB: 2 CS: 0 PA: 35		

	AB	31
	R	5
	H	9
	RBI	5
	BB	3
	SO	8
	LOB	15

PITCHER		IP	WLS	BF	H	R	ER	SO	BB	IBB	HBP	BLK	WP	HR	S	P	ERA	WHIP
43 Josh Tomlin, R ERA: 4.43	(1, 1)	4.1	L	19	6	4	4	3	1	0	0	0	0	1	57	81	8.31	1.615
20 C.C. Lee, R ERA: 4.38	(5, 1)	1.0		6	2	0	0	2	1	0	0	0	0	0	13	24	0.00	3.000
57 Kyle Crockett, L ERA: 1.93	(6, 1)	0.2		2	0	0	0	2	0	0	0	0	0	0	6	7	0.00	0.000
49 Austin Adams, R ERA: 18.0	(7, 1)	1.2		7	1	1	1	1	1	0	0	0	0	0	13	20	5.40	1.200
35 Marc Rzepczynski, L ERA: 3.44	(8, 1)	0.1		1	0	0	0	0	0	0	0	0	0	0	1	2	0.00	0.000

PITCHER	IP	WLS	BF	H	R	ER	SO	BB	IBB	HBP	BLK	WP	HR	S	P	ERA	WHIP

Cleveland Indians @ Minnesota Twins

Target Field, Minneapolis, MN

Mon Jul 21 2014, 7:12 PM - 10:13 PM CDT

Att. 25,109 - Cloudy - 89 F

TOP

livebaseballscorecards.com

Batter	1	2	3	4	5	6	7	8	9	AB	R	H	RBI	BB	SO	LOB
22 Jason Kipnis, L (1, 4) OBP: 0.339, SLG: 0.367	C SI 92 S SL 83 B SL 87 S SI 93 1-3 K ①		B SL 84 F FF 92 X SI 92 1-1 G4-3 ② 1-3		B SI 90 B SL 81 B SI 90 X SI 90 3-0 F8 ②		B SL 78 C SL 78 B FF 87 X FF 88 2-1 38 E 38 S 1B		B SL 84 B SI 94 C SI 94 X SI 94 2-1 G6-3 ②	5	0	1	0	0	1	1
13 Asdrúbal Cabrera, S (1, 6) OBP: 0.308, SLG: 0.392 38 Chris Dickerson, L (3, PH) OBP: 0.467, SLG: 0.667 (3, 8) (8, 7)	F SI 93 S SI 94 F SL 86 B SI 93 B SI 94 S SL 84 2-3 K ②		B SL 84 X SI 92 1-0 10 BB 1B 3-H		C SL 82 S SL 82 B SL 83 F SL 83 B SI 91 B SI 83 B SI 91 4-2 10 2B BB		B SL 78 1 SAFE C FF 88 1 SAFE C FF 89 B SL 80 1 SAFE 1 SAFE F SI 90 3-3 F SL 80 B FF 91 S SL 77 K ② 1-3		T FF 94 B FF 95 F FF 95 S FF 96 1-3 K ③	1 3	0 1	0 1	0 1	0 1	1 2	0 1
10 Yan Gomes, R (1, 10) OBP: 0.320, SLG: 0.460	B CH 86 C SI 93 F CH 87 F SI 94 F SI 93 S SL 86 1-3 K ③		B SI 92 B CH 85 F SI 92 B SI 91 S CH 85 F SI 92 F SI 92 D CH 85 4-2 1-2 BB		1 SAFE F SI 90 S SL 82 X SL 82 0-2 41 1B 1-H 2B		B CH 88 F CH 88 F CH 90 S CH 88 1-3 K ③			3	0	1	1	1	2	1
41 Carlos Santana, S (1, 3) OBP: 0.347, SLG: 0.379		B SI 92 B SI 91 X SI 92 2-0 G6-3 ① C SI 92 F SI 92 B SL 86 X SI 92 1-2 33 BB 1B	B SI 92 X SI 91 1-0 F8 ③		B SI 90 X SI 91 1-0 2-3 1B			B CU 77 C FF 92 T FF 94 F FF 94 F FF 95 X FF 94 1-2 G4-3 ① B CU 78 B FF 93 X FF 92 2-0 33 G3-1 55 1B 2B		4 3 1	0 1 1	1 1 1	0 0 0	0 1 0	0 2 0	2 2 0
9 Ryan Raburn, R (1, 7) OBP: 0.247, SLG: 0.274 23 Michael Brantley, L (8, PH) OBP: 0.388, SLG: 0.523 (8, 8)				C SI 90 B CH 84 B SI 90 F SI 91 S SL 82 2-3 K ① B SI 92 B SI 92 B SI 92 F SI 91 B SI 92 4-1 55 G6-3 1-2 BB	C CH 83 X SI 91 0-1 F9 ③					3 1	0 1	1 1	0 0	0 0	1 0	2 0
33 Nick Swisher, S (1, 9) OBP: 0.285, SLG: 0.344				F CH 85 C SI 92 X SL 84 0-2 E5		B SI 86 S SI 88 C CU 68 X SL 77 1-2 G6-3 ①				3	0	0	0	1	0	1
55 Roberto Pérez, R (1, 2) OBP: 0.417, SLG: 0.727		X SI 92 0-0 G6-3 ②③ 1-2f		B SI 91 1 SAFE S CH 83 1 SAFE B SI 91 F SI 91 F CH 84 F CH 84 B SI 92 3-2 1 SAFE X CH 84 F8 ②		X FF 87 0-0 G6-3 ②		S FF 93 B FF 94 X FF 94 1-1 2-3 3-H 1B		4	0	1	1	0	0	3
8 Lonnie Chisenhall, L (1, 5) OBP: 0.397, SLG: 0.505			C SI 92 C SL 82 X SI 91 0-2 4 FC6-4 1B C SL 84 B SI 91 F SI 91 X SL 83 1-2 G3 ③			B SL 78 B FF 88 F FF 88 C SI 89 S FF 91 2-3 K ③		C FF 94 F SL 90 F SL 88 B FF 93 F SL 88 F FF 93 F FF 94 F FF 94 X SL 88 1-2 F7 ③		4	0	1	0	0	1	2
4 Mike Aviles, R (1, 8) OBP: 0.282, SLG: 0.349 (3, 6)			B SI 92 C SI 91 1 SAFE X CU 78 1-1 FC6-4 22 G4-3 22 S 38 1B ① 1-2f		B CH 83 C SI 89 X SL 82 1-1 F8 ①		B SI 86 B SI 86 C SI 86 X SI 86 2-1 L8 ①		C FF 94 F FF 95 B FF 94 F FF 95 X SL 84 1-2 F7 ①	4	1	0	0	0	0	1
Inning Stats	R: 0 E: 0 K: 3 S: 12 H: 0 LOB: 0 BB: 0 P: 16	R: 0 E: 0 K: 0 S: 6 H: 1 LOB: 1 BB: 1 P: 13	R: 1 E: 0 K: 0 S: 13 H: 2 LOB: 2 BB: 1 P: 21	R: 0 E: 1 K: 1 S: 14 H: 0 LOB: 1 BB: 0 P: 20	R: 1 E: 0 K: 0 S: 12 H: 2 LOB: 2 BB: 1 P: 21	R: 0 E: 0 K: 1 S: 7 H: 0 LOB: 0 BB: 0 P: 10	R: 0 E: 0 K: 2 S: 12 H: 1 LOB: 1 BB: 0 P: 20	R: 1 E: 0 K: 0 S: 17 H: 2 LOB: 1 BB: 0 P: 24	R: 0 E: 0 K: 1 S: 9 H: 0 LOB: 0 BB: 0 P: 13	1B: 6 2B: 2 3B: 0 HR: 0 SF: 0 SAC: 0 DP: 1 HBP: 0						

AB	35
R	3
H	8
RBI	3
BB	3
SO	8
LOB	14

WP: 0 PA: 38
PB: 0
SB: 2
CS: 0

PITCHER		IP	WLS	BF	H	R	ER	SO	BB	IBB	HBP	BLK	WP	HR	S	P	ERA	WHIP
53 Kris Johnson, L ERA: 4.73	(1, 1)	5.0		23	5	2	2	4	3	0	0	0	0	0	57	91	3.60	1.600
56 Caleb Thielbar, L ERA: 2.81	(6, 1)	1.2	H	6	1	0	0	2	0	0	0	0	0	0	16	26	0.00	0.600
61 Jared Burton, R ERA: 4.54	(7, 1)	0.1	H	1	0	0	0	1	0	0	0	0	0	0	3	4	0.00	0.000
50 Casey Fien, R ERA: 2.34	(8, 1)	1.0	W	5	2	1	1	0	0	0	0	0	0	0	17	24	9.00	2.000
15 Glen Perkins, L ERA: 2.83	(9, 1)	1.0	S	3	0	0	0	1	0	0	0	0	0	0	9	13	0.00	0.000

PITCHER		IP	WLS	BF	H	R	ER	SO	BB	IBB	HBP	BLK	WP	HR	S	P	ERA	WHIP

Batter	1	2	3	4	5	6	7	8	9	AB	R	H	RBI	BB	SO	LOB
39 Danny Santana, S (1, 8) OBP: 0.348, SLG: 0.429	C SI 90 F SI 91 B SL 82 X SI 93 1-2 G3 ①		C SI 90 X SI 90 0-1 24 2B 2B		B CU 75 X CH 80 1-0 P6 ①		C FF 94 X CU 77 0-1 G1-3 ①			4	1	1	0	0	0	0
2 Brian Dozier, R (1, 4) OBP: 0.333, SLG: 0.420	C SI 90 B SI 91 F CH 82 X SL 82 1-2 F7 ②		C CH 82 F SI 92 D SL 84 X SL 83 1-2 G6-3 ①		C CU 75 X CU 75 0-1 P4 ②		B CU 77 X FF 95 1-0 F8 ②			4	0	0	0	0	0	1
24 Trevor Plouffe, R (1, 5) OBP: 0.320, SLG: 0.420	B SI 92 F SI 93 B SI 92 B SI 92 X SI 92 3-1 L8 ③		X SI 91 0-0 2-H 2B ②		B CU 76 C SL 81 B SL 82 F CH 82 B SI 92 F CH 82 F SI 90 B SL 83 4-2 BB		C FF 94 S FF 95 F FF 96 B SL 89 B SL 89 F FF 96 S FF 95 2-3 K ③			3	0	1	1	1	1	0
17 Kendrys Morales, S (1, 3) OBP: 0.266, SLG: 0.336		C SI 90 B SL 82 F SL 83 F SL 84 F SI 91 X SI 93 1-2 16 1B 8 2B 1B	B SI 92 C CH 81 B CH 81 B SI 90 X CH 82 3-1 G5-3 ③		C CH 80 B SI 90 B SI 91 X CH 81 2-1 G6-3 ③			B FC 93 S FC 94 B FC 95 S SL 82 F SL 82 S FC 93 2-3 K ①		4	1	1	0	0	1	1
16 Josh Willingham, R (1, 7) OBP: 0.365, SLG: 0.422 1 Sam Fuld, L (9, 7) OBP: 0.355, SLG: 0.386		B SI 91 C CH 82 C CH 84 D SL 83 X SI 92 2-2 1-2 8 2B 1B		B SI 88 B CH 82 C CH 83 F CH 83 B SL 84 F CH 81 B SI 91 4-2 8 1B BB		C SI 92 F SI 93 B CU 82 X CU 82 1-2 F8 ①			B SL 82 C FC 94 B SL 83 F FC 94 B FC 95 X SL 82 3-2 HR	3 0	2 0	2 0	1 0	1 0	0 0	0 0
8 Kurt Suzuki, R (1, 2) OBP: 0.368, SLG: 0.398		C SI 91 X SI 91 0-1 1-H 2-H 2B	B SI 92 C CH 82 B CH 81 B SI 92 S SI 90 X CH 83 3-2 1-3 1B ①			X SI 92 0-0 20 1B 1B		B FC 93 B FC 92 X FC 93 2-0 P3 ②		4	0	3	2	0	0	0
20 Chris Colabello, R (1, 10) OBP: 0.286, SLG: 0.411		F SI 91 S CH 83 S CH 82 0-3 K2-3 ①	C SL 83 D SL 84 S SL 84 B SL 83 F SL 83 B SL 82 F CH 82 S SL 83 3-3 K ②			C SI 92 C SI 92 X CU 83 0-2 1-2 1B		S SL 82 X FC 92 0-1 G6-3 ③		4	0	1	0	0	2	2
27 Chris Parmelee, L (1, 9) OBP: 0.303, SLG: 0.390		C SI 91 C SL 85 X SL 85 0-2 G6-3 ②	B SI 93 S SL 84 B SI 92 B CH 82 B CH 84 4-1 BB			B FF 93 F FF 93 F FF 95 B SL 80 C SL 79 2-3 K ②				2	0	0	0	1	1	3
5 Eduardo Escobar, S (1, 6) OBP: 0.315, SLG: 0.399		X CH 83 0-0 F7 ③	C SI 91 X SL 84 0-1 G5-3 ③			S FF 94 F FF 95 F FF 95 B SL 81 X FF 95 1-2 P3 ③				3	0	0	0	0	0	5
Inning Stats	R: 0 E: 0 K: 0 S: 8 H: 0 LOB: 0 BB: 0 P: 13	R: 2 E: 0 K: 1 S: 17 H: 3 LOB: 1 BB: 0 P: 20	R: 1 E: 0 K: 0 S: 8 H: 2 LOB: 0 BB: 0 P: 12	R: 0 E: 0 K: 1 S: 14 H: 1 LOB: 2 BB: 2 P: 28	R: 0 E: 0 K: 0 S: 9 H: 0 LOB: 1 BB: 1 P: 16	R: 0 E: 0 K: 1 S: 14 H: 2 LOB: 2 BB: 0 P: 18	R: 0 E: 0 K: 1 S: 8 H: 0 LOB: 0 BB: 0 P: 11	R: 1 E: 0 K: 1 S: 10 H: 1 LOB: 0 BB: 0 P: 17		1B: 5 2B: 3 3B: 0 HR: 1 SF: 0 SAC: 0 DP: 0 HBP: 0						

PITCHER		IP	WLS	BF	H	R	ER	SO	BB	IBB	HBP	BLK	WP	HR	S	P	ERA	WHIP
58 TJ House, L ERA: 4.5	(1, 1)	5.0		22	6	3	3	2	3	0	0	0	0	0	56	89	5.40	1.800
20 C.C. Lee, R ERA: 4.26	(6, 1)	0.1		3	2	0	0	0	0	0	0	0	0	0	7	8	0.00	6.000
50 Nick Hagadone, L ERA: 3.6	(6, 1)	0.2		2	0	0	0	1	0	0	0	0	0	0	7	10	0.00	0.000
44 John Axford, R ERA: 3.26	(7, 1)	1.0		3	0	0	0	1	0	0	0	0	0	0	8	11	0.00	0.000
27 Bryan Shaw, R ERA: 2.76	(8, 1)	1.0	L	4	1	1	1	1	0	0	0	0	0	1	10	17	9.00	1.000

PITCHER	IP	WLS	BF	H	R	ER	SO	BB	IBB	HBP	BLK	WP	HR	S	P	ERA	WHIP

BOTTOM

Cleveland Indians @ Minnesota Twins

Target Field, Minneapolis, MN

Mon Jul 21 2014, 7:12 PM - 10:13 PM CDT

Att. 25,109 - Cloudy - 89 F

livebaseballscorecards.com

AB	31
R	4
H	9
RBI	4
BB	3
SO	5
LOB	12

Batter	1	2	3	4	5	6	7	8	9	AB	R	H	RBI	BB	SO	LOB
22 Jason Kipnis, L (1, 4) OBP: 0.336, SLG: 0.362	C FF 86 X CU 73 0-1 ① F8	C CU 73 X FF 89 0-1 ③ P6		C CH 81 D CH 84 F SI 88 B FF 90 X SL 78 2-2 ③ F8			C SL 81 X SI 90 0-1 ② G6-3		B CU 77 B FF 88 B SI 89 I IN 71 4-0 38 S 38 1B IBB	4	1	0	0	1	0	3
38 Chris Dickerson, L (1, 7) OBP: 0.429, SLG: 0.594	C FF 86 F FF 89 F FF 91 S SL 81 0-3 ② K		F CU 71 S CH 81 X FF 89 0-2 ① L9		B SI 85 B SI 86 F FF 87 S CH 81 B SL 78 F FF 88 F FF 88 S SL 80 3-3 ① K		S SL 83 B SL 84 S SI 90 B CU 73 S SI 91 2-3 ③ K		C SI 88 F FF 88 B FC 87 X FC 86 1-2 23 BB 41 2B 1-H 3-H 1B	5	1	1	2	0	3	0
23 Michael Brantley, L (1, 8) OBP: 0.386, SLG: 0.517	C CU 74 B CH 82 F SI 89 B FF 91 X CH 82 2-2 ③ G6-3		B SI 87 F CU 71 B CH 80 B FF 87 C FF 88 F SL 77 S FF 88 3-3 ② K		C SL 82 B CH 82 B FF 88 F SL 79 F FF 90 X CH 81 2-2 ② F8			X FF 91 0-0 ① F7	B FF 88 D FC 87 B FC 89 B FC 88 4-0 41 2B 1-2 BB	4	0	0	0	1	1	0
41 Carlos Santana, S (1, 3) OBP: 0.353, SLG: 0.401		B FF 88 C CH 81 X FF 89 1-1 33 1B 7 1B 2B	B CH 81 X CH 81 1-0 1B		B CU 74 S SL 81 B CH 84 B FF 90 F CH 82 X FF 89 3-2 HR			C SI 90 B CU 73 C CU 72 B SL 82 B SL 84 F SL 82 F SL 81 S SL 84 3-3 ② K	B FC 87 B FC 88 B SI 87 C SI 87 X FC 87 3-1 1-3 2-H 2B	5	2	4	2	0	1	0
8 Lonnie Chisenhall, L (1, 5) OBP: 0.394, SLG: 0.498		F FF 88 F CH 82 H SL 80 1-2 33 1B 7 1B HBP	X SI 88 0-0 ③ F7		C SL 79 F FF 88 B CH 83 F FF 89 B CH 83 F SL 80 F FF 89 F CU 72 B FF 90 3-3 ③ K			C SL 82 F FF 92 F SL 82 F CU 73 S FF 92 0-3 ③ K	X SI 88 0-0 ③ G6-3	4	1	0	0	0	2	3
33 Nick Swisher, S (1, 10) OBP: 0.290, SLG: 0.353		X CU 71 0-0 7 1B 4 SF8 1-2 2-3 1B	X CH 82 0-0 10 1B 1B			X SI 86 0-0 ① F8			B SI 89 B SI 89 X SI 89 2-0 10 2B 2B	4	2	3	0	0	0	0
10 Yan Gomes, R (1, 2) OBP: 0.322, SLG: 0.464		C SL 81 F FF 88 B FF 91 C FF 90 1-3 ① K	X FF 87 0-0 1-2 1B			C FF 87 F SL 79 F SL 80 X CH 84 0-2 ② L9			B SI 90 F SI 89 B SI 90 X FC 87 2-1 7 G4-3 38 1B 2-H 2B	4	1	2	1	0	1	3
7 David Murphy, L (1, 9) OBP: 0.304, SLG: 0.358		B SI 88 C FF 87 B FF 89 B FF 87 X FF 88 3-1 1-3 2-H 3-H 1B	B CU 73 X SI 88 1-0 ① F7			C CH 81 B SI 88 F CU 72 F CH 81 X FF 88 1-2 ③ F7			C SI 89 X FF 88 0-1 ① G4-3 2-3	4	0	1	2	0	0	3
4 Mike Aviles, R (1, 6) OBP: 0.277, SLG: 0.344		X SL 81 0-0 ② SF8 3-H	B FF 88 C FF 88 X FF 88 1-1 ② F7				L SL 78 F SL 79 F FF 88 B FF 89 X FF 88 1-2 ① P2		B FC 87 F SI 89 X SI 90 1-1 ② G5-3	3	0	0	1	0	0	3
Inning Stats	R: 0 E: 0 K: 1 S: 9 H: 0 LOB: 0 BB: 0 P: 11	R: 3 E: 0 K: 1 S: 13 H: 3 LOB: 1 BB: 0 P: 19	R: 0 E: 0 K: 1 S: 9 H: 1 LOB: 1 BB: 0 P: 13	R: 0 E: 0 K: 0 S: 8 H: 2 LOB: 2 BB: 0 P: 12	R: 1 E: 0 K: 2 S: 19 H: 1 LOB: 0 BB: 0 P: 30	R: 0 E: 0 K: 0 S: 9 H: 0 LOB: 0 BB: 0 P: 10	R: 0 E: 0 K: 1 S: 9 H: 0 LOB: 0 BB: 0 P: 12	R: 0 E: 0 K: 2 S: 11 H: 0 LOB: 0 BB: 0 P: 14	R: 4 E: 0 K: 0 S: 13 H: 4 LOB: 2 BB: 2 P: 30	1B: 6 2B: 4 3B: 0 HR: 1 SF: 1 SAC: 0 DP: 0 HBP: 1						

PITCHER		IP	WLS	BF	H	R	ER	SO	BB	IBB	HBP	BLK	WP	HR	S	P	ERA	WHIP
63 Yohan Pino, R ERA: 4.64	(1, 1)	6.1	L	27	7	4	4	5	0	0	1	0	0	1	71	100	5.68	1.105
52 Brian Duensing, L ERA: 2.35	(7, 1)	1.2		5	0	0	0	3	0	0	0	0	0	0	16	21	0.00	0.000
54 Matt Guerrier, R ERA: 3.86	(9, 1)	1.0		9	4	4	4	0	1	1	0	0	0	0	13	30	36.00	5.000

PITCHER	IP	WLS	BF	H	R	ER	SO	BB	IBB	HBP	BLK	WP	HR	S	P	ERA	WHIP

TOP

Cleveland Indians @ Minnesota Twins

Target Field, Minneapolis, MN

Tue Jul 22 2014, 7:11 PM - 10:18 PM CDT

Att. 28,291 - Clear - 86 F

livebaseballscorecards.com

AB	37
R	8
H	11
RBI	8
BB	2
SO	8
LOB	15

Cleveland Indians @ Minnesota Twins

Target Field, Minneapolis, MN

Tue Jul 22 2014, 7:11 PM - 10:18 PM CDT

Att. 28,291 - Clear - 86 F

livebaseballscorecards.com

BOTTOM

Batter	1	2	3	4	5	6	7	8	9	AB	R	H	RBI	BB	SO	LOB
39 Danny Santana, S (1, 8) OBP: 0.350, SLG: 0.424	C FF 94 B FF 94 C FF 95 X CH 85 1-2 ① G5-3	F FF 96 F FF 96 S SL 84 0-3 ③ K		B FF 95 B FF 94 F FF 94 X FF 95 2-1 1-2 1B			C FF 91 C CU 78 F FF 92 X SL 86 0-2 ① G4-3		B FF 96 B FF 95 B FF 94 C FF 95 B FF 95 4-1 2 FC5-4 BB	4	0	1	0	1	1	3
2 Brian Dozier, R (1, 4) OBP: 0.336, SLG: 0.433	B FF 96 B FF 95 B FF 96 C FF 96 F FF 96 F FF 96 X FF 97 3-2 2B		C FF 94 X SL 86 0-1 1B	C SL 84 B FF 95 C FF 96 C FF 96 1-3 ③ K			B FF 92 X SL 86 1-0 HR		B FF 96 C SL 86 B FF 96 X CH 86 2-1 ② FC5-4 24 FC6-4 1-2f	5	1	3	1	0	1	3
24 Trevor Plouffe, R (1, 5) OBP: 0.315, SLG: 0.413	S FF 95 S FF 94 S FF 96 0-3 ② K		C FF 93 C SL 85 C FF 95 0-3 ① K		X FF 92 0-0 ① L7		F FF 93 C CU 78 B SL 87 C FF 93 1-3 ② K		C CU 85 X FF 96 0-1 ③ FC6-4 1-2f	5	0	0	0	0	3	3
17 Kendrys Morales, S (1, 3) OBP: 0.266, SLG: 0.333	S FF 94 F FF 97 F FF 96 D CH 86 X CH 85 1-2 ③ P4		X FF 96 0-0 ② P5		B FF 94 C FF 94 S SL 87 X FF 95 1-2 ② G5-3		S FF 92 F FF 92 F SL 87 B FF 92 X CU 79 1-2 ③ 1B			4	0	1	0	0	0	2
16 Josh Willingham, R (1, 10) OBP: 0.358, SLG: 0.412		C FF 94 B FF 95 C FF 95 S SL 88 1-3 ① K	D SI 95 I SAFE B SL 84 B FF 93 X FF 94 3-0 ③ P3		C FF 95 X SL 86 0-1 ③ G6-3			C FF 90 B FF 92 C FF 92 S SL 86 1-3 ① K		4	0	0	0	0	2	1
8 Kurt Suzuki, R (1, 2) OBP: 0.370, SLG: 0.397		C FF 96 B FF 96 B SL 86 B FF 95 B FF 96 4-1 5 BB 31 BB BB		C FF 92 F FF 95 X FF 96 0-2 ① G4-3		B FF 94 C FF 93 C SL 85 B FF 93 F FF 94 X FF 94 2-2 5 G5-3 1B		S SL 86 B CU 79 X SL 86 1-1 ② G6-3		3	0	1	0	1	0	0
31 Oswaldo Arcia, L (1, 9) OBP: 0.307, SLG: 0.358 9 Eduardo Núñez, R (8, PH) OBP: 0.298, SLG: 0.409 (9, 6)		B FF 95 B FF 96 B FF 95 B FF 93 4-0 5 BB 1-2 BB		C FF 95 F SL 86 X CH 86 0-2 5 1B 1 FC3-6 1B		B SL 78 F FF 88 C FF 89 S FF 90 1-3 ① K		B SI 92 X SI 91 1-0 3B		2 1	1 0	1 1	0 0	1 0	1 0	1 0
5 Eduardo Escobar, S (1, 6) OBP: 0.318, SLG: 0.400 27 Chris Parmelee, L (8, PH) OBP: 0.301, SLG: 0.388 (9, 9)		B FF 94 C FF 94 F FF 96 B FF 97 B FF 95 F FF 95 F FF 96 B FF 95 4-2 1-2 2-3 BB		F FF 93 F CH 85 F FF 95 B FF 94 X CH 85 1-2 1 FC3-6 1-3 1B		X CH 81 0-0 ② G5-3 1-2		B KC 84 S FF 95 B FF 96 C FF 95 B FF 95 S KC 87 3-3 ③ K		2 1	0 0	1 0	0 0	1 0	0 1	1 1
1 Sam Fuld, L (1, 7) OBP: 0.348, SLG: 0.377		C FF 95 C SL 85 F FF 96 F FF 96 D CH 86 S CH 84 1-3 ② K		X FF 96 0-0 ② FC3-6 39 1B 1-2f 3-H		B FF 90 X FF 88 1-0 ③ L4			C FF 97 C CU 82 B FF 96 B CU 83 F FF 97 B FF 97 X FF 97 3-2 ① G3	4	0	0	1	0	1	5
Inning Stats	R: 0 E: 0 K: 1 S: 14 H: 1 LOB: 1 BB: 0 P: 19	R: 0 E: 0 K: 3 S: 16 H: 0 LOB: 3 BB: 3 P: 30	R: 0 E: 0 K: 1 S: 7 H: 1 LOB: 1 BB: 0 P: 10	R: 1 E: 0 K: 1 S: 16 H: 3 LOB: 2 BB: 0 P: 20	R: 0 E: 0 K: 0 S: 6 H: 0 LOB: 0 BB: 0 P: 7	R: 0 E: 0 K: 1 S: 9 H: 1 LOB: 1 BB: 0 P: 13	R: 1 E: 0 K: 1 S: 12 H: 2 LOB: 1 BB: 0 P: 15	R: 0 E: 0 K: 2 S: 9 H: 1 LOB: 1 BB: 0 P: 15	R: 0 E: 0 K: 0 S: 9 H: 0 LOB: 1 BB: 1 P: 18	1B: 6 2B: 1 3B: 1 HR: 1	SF: 0 SAC: 0 DP: 0 HBP: 0					

	AB	35
	R	2
	H	9
	RBI	2
	BB	4
	SO	10
	LOB	20

PITCHER		IP	WLS	BF	H	R	ER	SO	BB	IBB	HBP	BLK	WP	HR	S	P	ERA	WHIP
31 Danny Salazar, R ERA: 5.12	(1, 1)	5.0	W	24	6	1	1	6	3	0	0	0	0	0	63	92	1.80	1.800
57 Kyle Crockett, L ERA: 1.8	(6, 1)	1.0	H	3	0	0	0	1	0	0	0	0	0	0	5	7	0.00	0.000
48 Scott Atchison, R ERA: 3.09	(7, 1)	1.2	H	6	2	1	1	2	0	0	0	0	0	1	17	22	5.40	1.200
35 Marc Rzepczynski, L ERA: 3.44	(8, 1)	0.0		1	1	0	0	0	0	0	0	0	0	0	1	2	∞	∞
37 Cody Allen, R ERA: 2.05	(8, 1)	0.1	H	1	0	0	0	1	0	0	0	0	0	0	3	6	0.00	0.000

PITCHER		IP	WLS	BF	H	R	ER	SO	BB	IBB	HBP	BLK	WP	HR	S	P	ERA	WHIP
59 Carlos Carrasco, R ERA: 3.61	(9, 1)	1.0		4	0	0	0	0	1	0	0	0	0	0	9	18	0.00	1.000

WP: 0	PB: 0	SB: 0	CS: 0	PA: 39														

Cleveland Indians @ Minnesota Twins

Target Field, Minneapolis, MN

Wed Jul 23 2014, 12:12 PM - 2:58 PM CDT

Att. 34,608 - Partly Cloudy - 78 F

TOP

livebaseballscorecards.com

Batter	1	2	3	4	5	6	7	8	9	AB	R	H	RBI	BB	SO	LOB
22 Jason Kipnis, L (1, 4) OBP: 0.335, SLG: 0.361	G4-3		F7			23 G4-3 / 11 SH2-4 / 1B		P5		4	0	1	0	0	0	3
11 José Ramírez, S (1, 6) OBP: 0.143, SLG: 0.179	F8		1-3 / 2-H / 2B			SH2-4 / 1-2		E4 / 1-3 / 1B		3	0	2	1	0	0	0
23 Michael Brantley, L (1, 8) OBP: 0.382, SLG: 0.512	F9		L6			G4-3 / 2-3		P5		4	0	0	0	0	0	5
41 Carlos Santana, S (1, 3) OBP: 0.352, SLG: 0.399		L9		P5		K			1B	4	0	1	0	0	1	1
8 Lonnie Chisenhall, L (1, 5) OBP: 0.391, SLG: 0.493		F7		G3-1			K2-3		F7	3	0	0	0	0	1	0
4 Mike Aviles, R (9, PH) OBP: 0.276, SLG: 0.343										1	0	0	0	0	0	1
33 Nick Swisher, S (1, 10) OBP: 0.287, SLG: 0.349		K		F8			K		K	4	0	0	0	0	3	1
7 David Murphy, L (1, 9) OBP: 0.304, SLG: 0.358					P4		G4-3		K	3	1	1	0	0	0	0
10 Yan Gomes, R (9, PH) OBP: 0.321, SLG: 0.462			55 SH1-3 / 11 2B / 1B							1	0	0	0	0	1	1
55 Roberto Pérez, R (1, 2) OBP: 0.357, SLG: 0.615			SH1-3 / 1-2		K			K		2	0	0	0	0	2	0
38 Chris Dickerson, L (1, 7) OBP: 0.447, SLG: 0.576			11 2B / BB		K			11 E / 11 1B / BB		1	0	0	0	2	1	0

	AB	30
	R	1
	H	5
	RBI	1
	BB	2
	SO	9
	LOB	12

Inning Stats	1	2	3	4	5	6	7	8	9
	R: 0 E: 0 K: 0 S: 11 H: 0 LOB: 0 BB: 0 P: 15	R: 0 E: 0 K: 1 S: 6 H: 0 LOB: 0 BB: 0 P: 8	R: 1 E: 0 K: 0 S: 10 H: 2 LOB: 2 BB: 1 P: 20	R: 0 E: 0 K: 0 S: 13 H: 0 LOB: 0 BB: 0 P: 18	R: 0 E: 0 K: 2 S: 11 H: 0 LOB: 0 BB: 0 P: 13	R: 0 E: 0 K: 1 S: 8 H: 1 LOB: 1 BB: 0 P: 12	R: 0 E: 0 K: 2 S: 7 H: 0 LOB: 0 BB: 0 P: 10	R: 0 E: 1 K: 1 S: 12 H: 1 LOB: 2 BB: 1 P: 21	R: 0 E: 0 K: 2 S: 12 H: 1 LOB: 1 BB: 0 P: 13

	1B: 4	SF: 0	WP: 0	PA: 34
	2B: 1	SAC: 2	PB: 0	
	3B: 0	DP: 0	SB: 0	
	HR: 0	HBP: 0	CS: 0	

PITCHER	IP	WLS	BF	H	R	ER	SO	BB	IBB	HBP	BLK	WP	HR	S	P	ERA	WHIP
51 Anthony Swarzak, R (1, 1) ERA: 4.1	5.0	W	18	2	1	1	3	1	0	0	0	0	0	51	74	1.80	0.600
56 Caleb Thielbar, L (6, 1) ERA: 2.73	1.0	H	4	1	0	0	1	0	0	0	0	0	0	8	12	0.00	1.000
61 Jared Burton, R (7, 1) ERA: 4.43	1.0	H	3	0	0	0	2	0	0	0	0	0	0	7	10	0.00	0.000
50 Casey Fien, R (8, 1) ERA: 2.3	0.2	H	4	1	0	0	1	1	0	0	0	0	0	10	17	0.00	3.000
52 Brian Duensing, L (8, 1) ERA: 2.33	0.1	H	1	0	0	0	0	0	0	0	0	0	0	2	4	0.00	0.000

PITCHER	IP	WLS	BF	H	R	ER	SO	BB	IBB	HBP	BLK	WP	HR	S	P	ERA	WHIP
15 Glen Perkins, L (9, 1) ERA: 2.76	1.0	S	4	1	0	0	2	0	0	0	0	0	0	12	13	0.00	1.000

Cleveland Indians @ Minnesota Twins

Target Field, Minneapolis, MN

Wed Jul 23 2014, 12:12 PM - 2:58 PM CDT

Att. 34,608 - Partly Cloudy - 78 F

livebaseballscorecards.com

Batter	1	2	3	4	5	6	7	8	9	AB	R	H	RBI	BB	SO	LOB
1 Sam Fuld, L (1, 7) OBP: 0.356, SLG: 0.379	C FF 90 B FF 91 F FF 91 F CH 83 F KC 76 B FF 94 B KC 77 B FF 92 4-2 24 CS BB		B FF 93 F FF 94 B FC 87 X FF 95 2-1 3-H 1B		C FF 94 1 SAFE 1 SAFE B B FF 93 C FC 89 T SL 79 2-2 ② 1-2 K		B FF 94 B FF 96 B FF 94 B FF 94 4-0 ② 1-2 BB			2	0	1	1	2	1	1
2 Brian Dozier, R (1, 4) OBP: 0.336, SLG: 0.434	C FC 85 F ST 80 D KC 76 1 SAFE C FF 94 1-3 ① K		D FC 87 B FC 86 X FF 93 2-0 ② P3		C FC 87 X ST 82 0-1 2-H 2B		B FF 95 S CH 87 F FF 94 1 SAFE S SL 87 1-3 ③ K			4	0	1	1	0	2	3
24 Trevor Plouffe, R (1, 5) OBP: 0.315, SLG: 0.411	1 SAFE B FC 86 C FF 92 B ST 78 C FF 93 B KC 78 S FC 85 3-3 ②③ K 1-2		B FF 93 B FC 88 S FF 94 C ST 80 B FF 94 X FF 94 3-2 ③ P4		F FF 94 T FF 96 X FF 95 0-2 ③ F8			X FF 95 0-0 1B		4	0	1	0	0	1	3
Kendrys Morales, S (1, 10) OBP: 0.259, SLG: 0.325		C FF 92 X FC 87 0-1 ① P4		C FF 92 F FF 93 S KC 78 0-3 ① K		B FF 92 F CH 82 F FC 87 B KC 78 S FF 95 2-3 ① K		F FF 95 S SL 81 X FF 96 0-2 ① L8		4	0	0	0	0	2	1
20 Chris Colabello, R (1, 3) OBP: 0.287, SLG: 0.407 27 Chris Parmelee, L (8, 3) OBP: 0.299, SLG: 0.385		B FC 84 C CH 81 B FF 93 B FC 84 B FF 94 4-1 9 FC6-4 BB		B FF 94 X CH 89 1-0 ② F9		F FF 94 B ST 81 X FF 94 1-1 ② F7		1 SAFE C FF 95 B FF 96 D FF 95 X FF 94 2-1 ② F8		2 1	0 0	0 0	0 0	1 0	0 0	0 1
31 Oswaldo Arcia, L (1, 9) OBP: 0.310, SLG: 0.378		S FC 89 F ST 80 B FF 94 D KC 77 S FF 95 2-3 ② K		C FF 94 C KC 74 F FF 95 X KC 79 0-2 E7 1B		F FF 95 B FC 88 B ST 82 S FF 94 X FF 95 2-2 HR		B FF 96 B SL 80 F FF 96 X FF 95 2-1 ③ G4-3		4	1	2	1	0	1	2
9 Eduardo Núñez, R (1, 6) OBP: 0.291, SLG: 0.398		B FC 85 C SL 80 X FF 94 1-1 ③ FC6-4 1-2f		D FC 87 D ST 81 C FF 94 B ST 81 X SL 81 3-1 ③ F7		B FC 84 X FF 95 1-0 ③ G5-3				3	0	0	0	0	0	2
26 Eric Fryer, R (1, 2) OBP: 0.214, SLG: 0.154			B FF 92 B CH 79 C FF 92 F FF 92 B ST 80 C FF 94 3-3 ① K		X FF 93 0-0 ① F7		X FF 97 0-0 ① L6			3	0	0	0	0	1	0
39 Danny Santana, S (1, 8) OBP: 0.362, SLG: 0.448			B CH 87 C CH 83 F FF 93 X CH 84 1-2 1 1B 3B		C CH 86 L CH 82 X FF 94 0-2 1 WP 2 2B 1B		C FF 95 F CH 87 X CH 89 0-2 1 CS 1B			3	2	3	0	0	0	0
Inning Stats	R: 0 E: 0 K: 2 S: 10 H: 0 LOB: 0 BB: 1 P: 18	R: 0 E: 0 K: 1 S: 8 H: 0 LOB: 1 BB: 1 P: 15	R: 1 E: 0 K: 1 S: 12 H: 2 LOB: 1 BB: 0 P: 23	R: 0 E: 1 K: 1 S: 10 H: 1 LOB: 1 BB: 0 P: 14	R: 1 E: 0 K: 1 S: 12 H: 2 LOB: 1 BB: 0 P: 14	R: 1 E: 0 K: 1 S: 9 H: 1 LOB: 0 BB: 0 P: 15	R: 0 E: 0 K: 1 S: 7 H: 1 LOB: 1 BB: 1 P: 12	R: 0 E: 0 K: 0 S: 8 H: 1 LOB: 1 BB: 0 P: 12		1B: 5 2B: 1 3B: 1 HR: 1 SF: 0 SAC: 0 DP: 0 HBP: 0				WP: 1 PB: 0 SB: 0 CS: 2 PA: 33		

	AB	30
	R	3
	H	8
	RBI	3
	BB	3
	SO	8
	LOB	13

PITCHER		IP	WLS	BF	H	R	ER	SO	BB	IBB	HBP	BLK	WP	HR	S	P	ERA	WHIP
47 Trevor Bauer, R ERA: 3.93	(1, 1)	6.0	L	25	6	3	3	7	2	0	0	0	1	1	61	99	4.50	1.333
59 Carlos Carrasco, R ERA: 3.55	(7, 1)	1.0		5	2	0	0	1	1	0	0	0	0	0	8	13	0.00	3.000
50 Nick Hagadone, L ERA: 3.0	(8, 1)	1.0		3	0	0	0	0	0	0	0	0	0	0	7	11	0.00	0.000

PITCHER	IP	WLS	BF	H	R	ER	SO	BB	IBB	HBP	BLK	WP	HR	S	P	ERA	WHIP

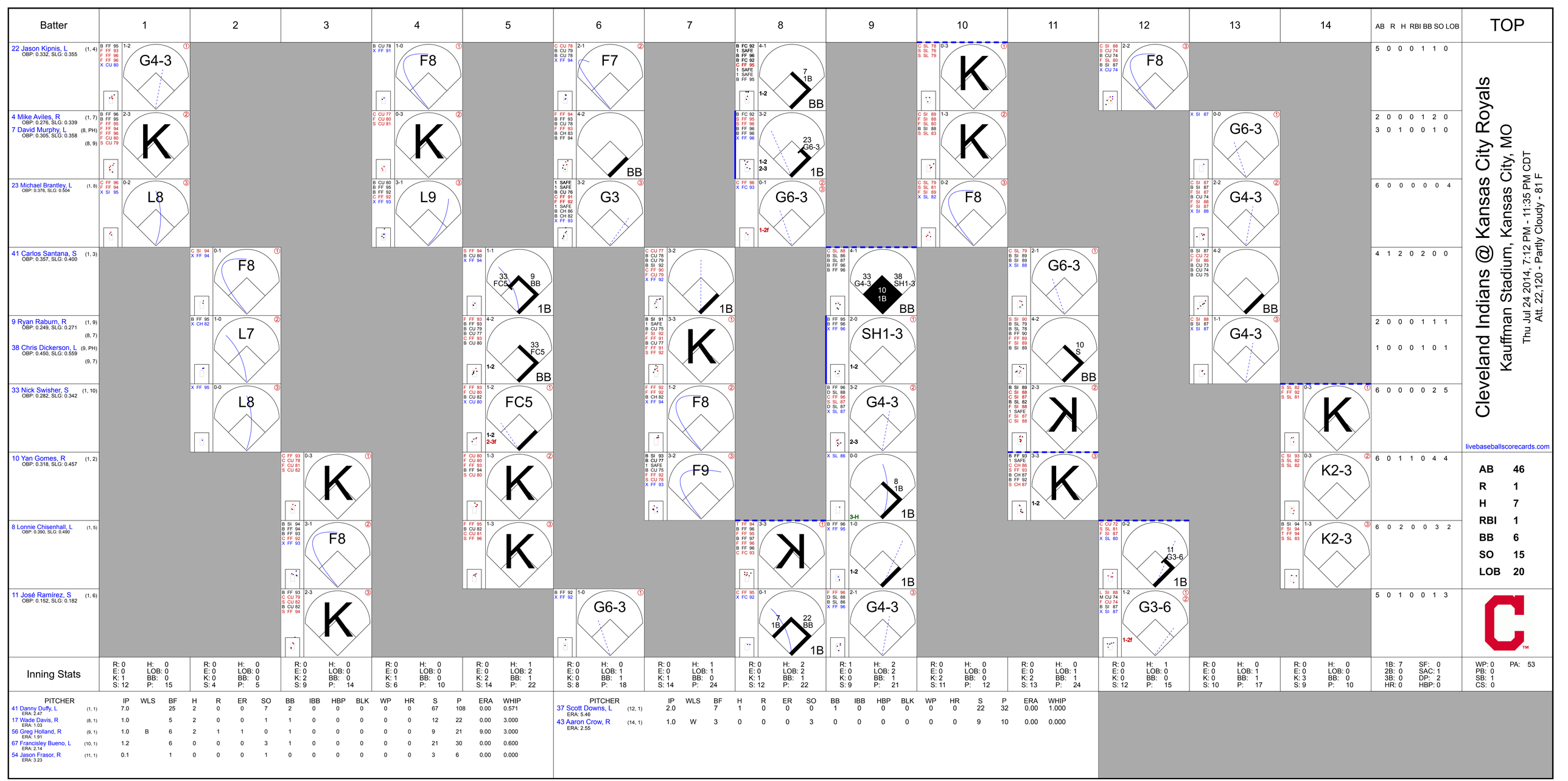
Batter
1
2
3
4
5
6
7
8
9
10
11
12
13
14
AB R H RBI BB SO LOB
TOP
22 Jason Kipnis, L (1, 4) OBP: 0.332, SLG: 0.355
4 Mike Aviles, R (1, 7) OBP: 0.276, SLG: 0.339
7 David Murphy, L (8, PH) OBP: 0.305, SLG: 0.358 (8, 9)
23 Michael Brantley, L (1, 8) OBP: 0.376, SLG: 0.504
41 Carlos Santana, S (1, 3) OBP: 0.357, SLG: 0.400
9 Ryan Raburn, R (1, 9) OBP: 0.249, SLG: 0.271 (8, 7)
38 Chris Dickerson, L (9, PH) OBP: 0.450, SLG: 0.559 (9, 7)
33 Nick Swisher, S (1, 10) OBP: 0.282, SLG: 0.342
10 Yan Gomes, R (1, 2) OBP: 0.318, SLG: 0.457
8 Lonnie Chisenhall, L (1, 5) OBP: 0.390, SLG: 0.490
11 José Ramírez, S (1, 6) OBP: 0.152, SLG: 0.182
G4-3
F8
K
K
L8
F8
L8
G6-3
F7
BB
G3
1B
G6-3
1-2f
K
K
F8
G6-3
G4-3
BB
L9
9
BB
33
FC5
1B
33
G4-3
38
SH1-3
10
1B
BB
1B
F8
L7
33
FC5
BB
SH1-3
1-2
G6-3
10
S
BB
L8
FC5
1-2
2-3f
K
G4-3
2-3
K
K
K
K
F8
F9
8
1B
3-H
K
K
K
K
K
K2-3
K2-3
11
G3-6
1B
G6-3
1-2f
7
1B
22
BB
1B
G4-3
5 0 0 0 1 1 0
2 0 0 0 1 2 0
3 0 1 0 0 1 0
6 0 0 0 0 0 4
4 1 2 0 2 0 0
2 0 0 0 1 1 1
1 0 0 0 1 0 1
6 0 0 0 0 2 5
6 0 1 1 0 4 4
6 0 2 0 0 3 2
5 0 1 0 0 1 3
Cleveland Indians @ Kansas City Royals
Kauffman Stadium, Kansas City, MO
Thu Jul 24 2014, 7:12 PM - 11:35 PM CDT
Att. 22,120 - Partly Cloudy - 81 F
livebaseballscorecards.com
AB 46
R 1
H 7
RBI 1
BB 6
SO 15
LOB 20
Inning Stats
R: 0 E: 0 K: 1 S: 12
H: 0 LOB: 0 BB: 0 P: 15
R: 0 E: 0 K: 0 S: 4
H: 0 LOB: 0 BB: 0 P: 5
R: 0 E: 0 K: 2 S: 9
H: 0 LOB: 0 BB: 0 P: 14
R: 0 E: 0 K: 1 S: 6
H: 0 LOB: 0 BB: 0 P: 10
R: 0 E: 0 K: 2 S: 14
H: 1 LOB: 2 BB: 1 P: 22
R: 0 E: 0 K: 0 S: 8
H: 0 LOB: 1 BB: 1 P: 18
R: 0 E: 0 K: 1 S: 14
H: 1 LOB: 1 BB: 0 P: 24
R: 0 E: 0 K: 1 S: 12
H: 2 LOB: 2 BB: 1 P: 22
R: 1 E: 0 K: 0 S: 9
H: 2 LOB: 2 BB: 1 P: 21
R: 0 E: 0 K: 2 S: 11
H: 0 LOB: 0 BB: 0 P: 12
R: 0 E: 0 K: 2 S: 13
H: 0 LOB: 1 BB: 1 P: 24
R: 0 E: 0 K: 0 S: 12
H: 1 LOB: 0 BB: 0 P: 15
R: 0 E: 0 K: 0 S: 10
H: 0 LOB: 1 BB: 1 P: 17
R: 0 E: 0 K: 3 S: 9
H: 0 LOB: 0 BB: 0 P: 10
1B: 7 2B: 0 3B: 0 HR: 0
SF: 0 SAC: 1 DP: 2 HBP: 0
WP: 0 PB: 0 SB: 1 CS: 0
PA: 53
PITCHER IP WLS BF H R ER SO BB IBB HBP BLK WP HR S P ERA WHIP
41 Danny Duffy, L (1, 1) ERA: 2.47 7.0 25 2 0 0 7 2 0 0 0 0 0 67 108 0.00 0.571
17 Wade Davis, R (8, 1) ERA: 1.03 1.0 5 2 0 0 1 1 0 0 0 0 0 12 22 0.00 3.000
56 Greg Holland, R (9, 1) ERA: 1.91 1.0 B 6 2 1 1 0 1 0 0 0 0 0 9 21 9.00 3.000
67 Francisley Bueno, L (10, 1) ERA: 2.14 1.2 6 0 0 0 3 1 0 0 0 0 0 21 30 0.00 0.600
54 Jason Frasor, R (11, 1) ERA: 3.23 0.1 1 0 0 0 1 0 0 0 0 0 0 3 6 0.00 0.000
PITCHER IP WLS BF H R ER SO BB IBB HBP BLK WP HR S P ERA WHIP
37 Scott Downs, L (12, 1) ERA: 5.46 2.0 7 1 0 0 0 1 0 0 0 0 0 22 32 0.00 1.000
43 Aaron Crow, R (14, 1) ERA: 2.55 1.0 W 3 0 0 0 3 0 0 0 0 0 0 9 10 0.00 0.000

BOTTOM

Cleveland Indians @ Kansas City Royals

Kauffman Stadium, Kansas City, MO

Thu Jul 24 2014, 7:12 PM - 11:35 PM CDT

Att. 22,120 - Partly Cloudy - 81 F

livebaseballscorecards.com

Batter	1	2	3	4	5	6	7	8	9	10	11	12	13	14	AB	R	H	RBI	BB	SO	LOB
1 Jarrod Dyson, L (1, 8) OBP: 0.341, SLG: 0.343	C SI 92 F SI 93 B SL 90 F SI 94 B SI 89 F SI 94 S SL 91 2-3 K ①			B SL 89 C SI 93 B CH 85 F SI 94 S SI 95 2-3 K ①			C CU 80 C SI 94 B SL 89 X CU 83 1-2 P6 ①		B CH 86 X SL 89 1-0 G4-3 ③			B FF 91 X SL 86 1-0 G4-3 ②			5	0	0	0	0	2	0
14 Omar Infante, R (1, 4) OBP: 0.311, SLG: 0.376	B SI 94 C SI 94 C SI 95 B SI 96 X SL 91 2-2 P3 ②			B SL 88 X SI 94 1-0 P4 ②			F SI 93 B CU 84 X SI 94 1-1 4 CS 1B			B FC 92 B FC 92 B FC 91 C FC 91 B FC 92 4-1 4 G4-6-3 BB		C FF 92 B CU 81 X FF 92 1-1 G1-3 ③			4	0	1	0	1	0	0
4 Alex Gordon, L (1, 7) OBP: 0.358, SLG: 0.425	C SL 89 C SI 94 B FF 95 S CU 85 1-3 K ③			F SL 88 X SI 94 0-1 L7 ③			C SL 87 C SI 94 B SI 93 S CU 82 1-3 K ② ③ 1-2			C FC 93 B SL 82 X FC 92 1-1 G4-6-3 ① ② 1-2f			B SI 91 C SL 83 C SL 83 S SL 84 1-3 K ①		5	0	0	0	0	3	2
13 Salvador Perez, R (1, 2) OBP: 0.322, SLG: 0.422		C SI 93 B CU 83 X SI 93 1-1 G6-3 ①			C SL 85 X SI 93 0-1 G6-3 ①			C CU 81 S SL 88 X CU 83 0-2 P4 ①		X SL 81 0-0 P5 ③			B SI 92 S SL 85 X SI 92 1-1 G4-3 ②		5	0	0	0	0	0	0
8 Mike Moustakas, L (1, 5) OBP: 0.264, SLG: 0.391		B SI 93 F SI 94 C SI 94 S CU 85 1-3 K2-3 ②			C CU 80 F SI 94 B SI 94 B SI 94 X SL 91 2-2 G6-3 ②			B SI 93 B CU 82 X SI 93 2-0 E7 2B			B FC 91 B SL 81 B FC 91 C FC 90 C FC 91 X FC 92 3-2 G6-3 ①			S SI 93 S SL 85 B SL 86 1-1 G3-1 ③	5	1	1	0	0	1	0
6 Lorenzo Cain, R (1, 9) OBP: 0.332, SLG: 0.411		B SI 94 S SL 89 B SI 95 X SI 94 2-1 G6-3 ③			X SI 94 0-0 G6-3 ③			F SI 93 F SL 89 B SL 87 X SI 95 1-2 F8 ②			X SL 82 0-0 L7 ②			C SI 92 S SL 85 B SL 85 B SI 84 F SL 84 X SL 86 2-2 19 S 23 1B 1B	5	1	1	0	0	0	0
16 Billy Butler, R (1, 3) OBP: 0.319, SLG: 0.343			B SI 92 X SL 88 1-0 F8 ①			C SI 92 B CU 82 X SL 88 1-1 G3 ①		B SI 94 S CU 82 F SI 93 F SI 96 S CU 84 1-3 K ③			B FC 91 B FC 91 F FC 92 R FC 92 X FC 92 3-1 2B			1 SAFE 1 SAFE C FF 95 C FF 96 C FF 97 0-3 K ① 1-2	3	0	0	0	0	1	0
35 Eric Hosmer, L (9, 3) OBP: 0.317, SLG: 0.383															0	0	0	0	0	0	0
18 Raul Ibanez, L (11, PH) (12, 3) OBP: 0.246, SLG: 0.271															1	0	1	0	0	0	0
19 Danny Valencia, R (14, PH) OBP: 0.331, SLG: 0.385															1	0	0	0	0	1	1
23 Norichika Aoki, L (1, 10) OBP: 0.331, SLG: 0.320			B SI 93 B SI 93 B SI 93 C SI 92 F SI 93 S SL 90 3-3 K ②			B CU 82 C SI 94 S SL 95 B CU 84 X CU 84 2-2 G6-3 ②			X SI 92 0-0 L8 ①		C SL 87 C FF 92 D CU 80 F FF 93 B SL 87 D CU 81 X SL 86 3-2 G6-3 ③		B FF 95 C FF 96 B CU 79 S FF 96 B FF 96 X FF 96 3-2 2-H 1B	5	0	1	1	0	1	1
2 Alcides Escobar, R (1, 6) OBP: 0.311, SLG: 0.375			C SL 94 F SI 94 B SI 94 B SI 94 F CU 84 S CU 83 2-3 K ③			C SL 88 C SI 94 F SL 90 C SI 96 0-3 K ③			C SL 92 S CU 82 B CU 82 F SL 88 B CU 82 F SI 93 B SI 93 S SL 89 3-3 K ②			B CU 78 F SL 87 X SL 87 1-1 L9 ①			4	0	0	0	0	3	0
Inning Stats	R: 0 E: 0 K: 2 S: 11 H: 0 LOB: 0 BB: 0 P: 16	R: 0 E: 0 K: 1 S: 7 H: 0 LOB: 0 BB: 0 P: 11	R: 0 E: 0 K: 2 S: 8 H: 0 LOB: 0 BB: 0 P: 14	R: 0 E: 0 K: 1 S: 6 H: 0 LOB: 0 BB: 0 P: 9	R: 0 E: 0 K: 0 S: 6 H: 0 LOB: 0 BB: 0 P: 8	R: 0 E: 0 K: 1 S: 9 H: 0 LOB: 0 BB: 0 P: 12	R: 0 E: 0 K: 1 S: 8 H: 1 LOB: 1 BB: 0 P: 11	R: 1 E: 1 K: 1 S: 11 H: 1 LOB: 0 BB: 0 P: 15	R: 0 E: 0 K: 1 S: 7 H: 0 LOB: 0 BB: 0 P: 11	R: 0 E: 0 K: 0 S: 4 H: 0 LOB: 0 BB: 1 P: 9	R: 0 E: 0 K: 0 S: 10 H: 1 LOB: 1 BB: 0 P: 19	R: 0 E: 0 K: 0 S: 5 H: 0 LOB: 0 BB: 0 P: 8	R: 0 E: 0 K: 1 S: 7 H: 0 LOB: 0 BB: 0 P: 10	R: 1 E: 0 K: 1 S: 10 H: 2 LOB: 1 BB: 0 P: 15	1B: 3 2B: 3 3B: 0 HR: 0	SF: 0 SAC: 0 DP: 2 HBP: 0	WP: 0 PB: 0 SB: 1 CS: 1	PA: 44			

	AB	43
	R	2
	H	5
	RBI	1
	BB	1
	SO	12
	LOB	4

PITCHER		IP	WLS	BF	H	R	ER	SO	BB	IBB	HBP	BLK	WP	HR	S	P	ERA	WHIP
28 Corey Kluber, R ERA: 2.77	(1, 1)	9.0		28	2	1	0	10	0	0	0	0	0	0	73	107	0.00	0.222
27 Bryan Shaw, R ERA: 2.66	(10, 1)	1.2		6	1	0	0	0	1	0	0	0	0	0	10	21	0.00	1.200
48 Scott Atchison, R ERA: 3.0	(11, 1)	1.1		4	0	0	0	0	0	0	0	0	0	0	9	15	0.00	0.000
35 Marc Rzepczynski, L ERA: 3.6	(13, 1)	1.0	L	4	1	1	1	1	0	0	0	0	0	0	11	16	9.00	1.000
44 John Axford, R ERA: 3.23	(14, 1)	0.1		2	1	0	0	1	0	0	0	0	0	0	6	9	0.00	3.000

PITCHER	IP	WLS	BF	H	R	ER	SO	BB	IBB	HBP	BLK	WP	HR	S	P	ERA	WHIP

Batter	1	2	3	4	5	6	7	8	9	AB	R	H	RBI	BB	SO	LOB
22 Jason Kipnis, L (1, 4) OBP: 0.327, SLG: 0.350	C SI 96 B SI 98 B CH 88 S FF 96 S FF 98 2-3 K		X FF 97 0-0 F8		C SI 93 X CH 91 0-1 G1-3		C SI 89 B SI 89 F SI 89 X SL 79 1-2 SF9 3-H		X SI 93 0-0 G4-3	4	0	0	1	0	1	4
38 Chris Dickerson, L (1, 7) OBP: 0.419, SLG: 0.514 9 Ryan Raburn, R (7, PH) OBP: 0.247, SLG: 0.269 (7, 7)	C FF 97 F SI 94 B FF 98 S CU 84 1-3 K			C CU 77 F FF 97 B CH 88 B CU 82 X FF 98 2-2 G4-3		S FF 96 F FF 98 X CU 83 0-2 G5-3	C FF 92 X FF 92 0-1 F8			3 1	0 0	0 0	0 0	0 0	1 0	0 1
23 Michael Brantley, L (1, 8) OBP: 0.375, SLG: 0.501	X FF 98 0-0 L8			B SI 100 B FC 93 S SI 99 C SI 99 B FF 100 C FF 98 3-3 K		C CU 80 B CH 89 B SI 94 B SI 100 X SI 97 3-1 41 HR 1B		B SI 96 C SI 97 B CU 82 X FF 99 2-1 L8		4	1	1	0	0	1	0
41 Carlos Santana, S (1, 3) OBP: 0.360, SLG: 0.420		B SI 95 C SI 96 B CU 80 C FF 93 F CU 82 X FF 98 2-2 P5		C CU 80 B CU 81 B FC 91 X SI 96 2-1 HR		B SI 100 B FF 94 F SI 94 C CH 86 F CU 82 X FF 100 2-2 1-H HR		B SI 99 B CH 90 S CH 91 B FF 98 C CH 91 B FF 100 4-2 8 S BB		3	2	2	3	1	0	0
8 Lonnie Chisenhall, L (1, 5) OBP: 0.385, SLG: 0.483		C FF 94 C CU 82 S SI 98 0-3 K		C CU 80 B CH 91 X CH 88 1-1 G3-1		X SI 96 0-0 G6-3		F SI 97 B FF 100 X CH 90 1-1 F7 1-2		4	0	0	0	0	1	1
33 Nick Swisher, S (1, 10) OBP: 0.279, SLG: 0.338		F FF 93 F FF 97 F FF 100 F CU 83 B CU 82 X SI 92 1-2 G6-3			F SI 95 B CH 90 B CH 90 F SI 98 S FF 99 2-3 K	C FF 94 F FF 96 B SI 100 F FF 95 F CU 83 B CU 85 S FF 94 2-3 K		C SI 98 2 SAFE S FF 99 D CH 92 X FF 100 1-2 F8		4	0	0	0	0	2	1
10 Yan Gomes, R (1, 2) OBP: 0.318, SLG: 0.457			F FF 95 B SI 94 F SI 93 F CU 81 S CU 82 1-3 K		S FF 99 F FF 99 X FF 101 0-2 F8		C FF 91 X FF 96 0-1 E5 11 SH5-4 7 1B 22 SF9		B FF 94 C SI 93 B SL 82 F SL 82 F FF 93 B SL 82 X SI 93 3-2 11 G3-1 2B	4	1	1	0	0	1	0
7 David Murphy, L (1, 9) OBP: 0.310, SLG: 0.363			B FF 98 B SI 96 X SI 96 2-0 11 FC4-6 1B		C FF 94 X SI 92 0-1 11 BB 1B		F SI 97 F SI 98 B FF 99 X CH 87 1-2 11 SH5-4 1B 1-2		F SI 93 X SL 80 0-1 F7	4	0	3	0	0	0	1
11 José Ramírez, S (1, 6) OBP: 0.167, SLG: 0.171			B SI 96 X SI 96 1-0 FC4-6 1-2f		C SI 99 D CU 82 B SI 98 B SI 96 B FF 96 4-1 1-2 BB		L FF 95 X SI 96 0-1 SH5-4 1-2 2-3		B SI 92 B SI 91 C SI 92 F SI 92 X FF 93 2-2 G3-1 2-3	2	0	0	0	1	0	2
Inning Stats	R: 0 E: 0 K: 2 S: 7 H: 0 LOB: 0 BB: 0 P: 10	R: 0 E: 0 K: 1 S: 12 H: 0 LOB: 0 BB: 0 P: 15	R: 0 E: 0 K: 1 S: 7 H: 1 LOB: 1 BB: 0 P: 11	R: 1 E: 0 K: 1 S: 10 H: 1 LOB: 0 BB: 0 P: 18	R: 0 E: 0 K: 1 S: 11 H: 1 LOB: 2 BB: 1 P: 17	R: 2 E: 0 K: 1 S: 15 H: 2 LOB: 0 BB: 0 P: 22	R: 1 E: 1 K: 0 S: 12 H: 1 LOB: 1 BB: 0 P: 14	R: 0 E: 0 K: 0 S: 9 H: 0 LOB: 1 BB: 1 P: 17	R: 0 E: 0 K: 0 S: 11 H: 1 LOB: 1 BB: 0 P: 16	1B: 4 2B: 1 3B: 0 HR: 2 SF: 1 SAC: 1 DP: 0 HBP: 0						

PITCHER	IP	WLS	BF	H	R	ER	SO	BB	IBB	HBP	BLK	WP	HR	S	P	ERA	WHIP
30 Yordano Ventura, R (1, 1) ERA: 3.63	6.1		27	6	4	3	7	1	0	0	0	0	2	69	101	4.26	1.105
67 Francisley Bueno, L (7, 1) ERA: 2.11	0.1	B	1	0	0	0	0	0	0	0	0	0	0	3	4	0.00	0.000
54 Jason Frasor, R (7, 1) ERA: 3.19	0.1		1	0	0	0	0	0	0	0	0	0	0	2	2	0.00	0.000
40 Kelvin Herrera, R (8, 1) ERA: 1.88	1.0	W	4	0	0	0	0	1	0	0	0	0	0	9	17	0.00	1.000
43 Aaron Crow, R (9, 1) ERA: 2.49	1.0	S	4	1	0	0	0	0	0	0	0	0	0	11	16	0.00	1.000

PITCHER	IP	WLS	BF	H	R	ER	SO	BB	IBB	HBP	BLK	WP	HR	S	P	ERA	WHIP

TOP

Cleveland Indians @ Kansas City Royals

Kauffman Stadium, Kansas City, MO

Fri Jul 25 2014, 7:12 PM - 10:12 PM CDT

Att. 33,460 - Clear - 93 F

livebaseballscorecards.com

AB	33
R	4
H	7
RBI	4
BB	2
SO	7
LOB	10

BOTTOM

Cleveland Indians @ Kansas City Royals

Kauffman Stadium, Kansas City, MO

Fri Jul 25 2014, 7:12 PM - 10:12 PM CDT

Att. 33,460 - Clear - 93 F

livebaseballscorecards.com

Batter	1	2	3	4	5	6	7	8	9	AB	R	H	RBI	BB	SO	LOB
6 Lorenzo Cain, R (1, 9) OBP: 0.331, SLG: 0.409	C FF 89 T FF 88 B CU 78 S FC 86 1-3 ① K		F FC 85 B FF 90 B FC 86 B FC 85 C FF 91 S FC 85 3-3 ② K		C FF 90 B CU 77 F FF 90 B FC 86 F FC 85 F FC 86 B CU 78 F CU 77 X FC 85 3-2 1B		C SL 85 F FF 98 B FF 96 X SL 86 1-2 ② L8			4	0	1	0	0	2	1
14 Omar Infante, R (1, 4) OBP: 0.307, SLG: 0.371	B FF 90 B FF 89 C FF 90 B FF 89 F FF 89 F FC 87 X FF 89 3-2 ② P3		F FC 87 C CU 77 B CU 78 B FF 89 S FC 85 2-3 ③ K		B CH 82 1 SAFE 1 SAFE C FC 85 D CU 76 B FF 89 X FC 85 3-1 ③ L8		B CH 85 C FF 96 D CH 86 F FF 96 F CH 89 X FF 97 2-2 ③ L6			4	0	0	0	0	1	2
4 Alex Gordon, L (1, 7) OBP: 0.357, SLG: 0.423	B SI 89 X CH 84 1-0 ③ F8			C CU 74 S FC 86 X FF 90 0-2 18 E 1B		C CH 83 B FF 87 F CH 85 B FF 87 X FF 90 2-2 ① L7		B CU 80 B FF 96 C FF 95 C SL 86 B CU 84 X FF 96 3-2 ① G6-3		4	1	1	0	0	0	0
13 Salvador Perez, R (1, 2) OBP: 0.326, SLG: 0.434		B FC 85 F FF 89 X FF 89 1-1 HR		1 SAFE T FF 86 1 SAFE B FC 85 X FC 85 1-1 ① P3		C CU 78 B CH 80 F CH 84 F CU 79 X FF 86 1-2 18 BB 1B		X FF 96 0-0 16 HR 1B		4	2	3	1	0	0	1
8 Mike Moustakas, L (1, 5) OBP: 0.264, SLG: 0.400		B FF 90 B FF 90 X FF 90 2-0 HR		1 SAFE C CU 76 F FF 87 B FF 89 B FF 90 S CU 76 2-3 ② K		C SL 79 B SL 80 B FF 90 C FF 89 F FF 90 F SL 78 F FF 90 F FF 91 S SL 79 2-3 ② K		B FF 95 B FF 92 X FF 93 2-0 ② P6		4	1	1	1	0	2	3
18 Raul Ibanez, L (1, 3) OBP: 0.255, SLG: 0.287 16 Billy Butler, R (8, PH) OBP: 0.320, SLG: 0.353 35 Eric Hosmer, L (9, 3) OBP: 0.317, SLG: 0.383		B SI 90 C SI 86 B FF 90 S FF 86 X FF 91 2-2 23 G3-6-1 1B		F FC 86 X FF 89 0-1 1-H E4 3B		B FF 91 C SL 79 D SL 80 F FF 90 B FF 92 B SL 79 4-2 1-2 BB		D SL 88 X FF 94 1-0 1-H HR		2 1 0	1 1 0	2 1 0	1 2 0	1 0 0	0 0 0	0 0 0
23 Norichika Aoki, L (1, 10) OBP: 0.327, SLG: 0.315	C SI 87 X CH 83 0-1 ① ② G3-6-1 1-2f			B FF 90 S CH 83 X FF 90 1-1 ③ B4-3		C FF 88 B FF 89 C SL 79 D CH 82 F FF 89 X SL 78 2-2 ③ L6		F FF 95 C CU 77 B CU 78 X SL 83 1-2 ③ G1-3		4	0	0	0	0	0	3
2 Alcides Escobar, R (1, 6) OBP: 0.312, SLG: 0.375	X FF 87 0-0 ③ G6-3				C FC 85 X CU 76 0-1 ① G6-3		C FF 97 C SL 84 F SL 85 F FF 96 X CU 82 0-2 1 SH5-3 1B			3	0	1	0	0	0	0
1 Jarrod Dyson, L (1, 8) OBP: 0.337, SLG: 0.339			F FF 88 C CU 76 B FC 86 B CH 85 C FF 90 2-3 ① K		X CH 82 0-0 ② L7		B CH 90 1 SAFE B M FF 95 1 SAFE 1 SAFE X FF 94 2-1 ① SH5-3 1-2			2	0	0	0	0	1	0

Inning Stats	R: 0 E: 0 K: 1 S: 8	H: 0 LOB: 0 BB: 0 P: 13	R: 2 E: 0 K: 0 S: 9	H: 3 LOB: 0 BB: 0 P: 14	R: 0 E: 0 K: 3 S: 9	H: 0 LOB: 0 BB: 0 P: 16	R: 2 E: 1 K: 1 S: 12	H: 2 LOB: 0 BB: 0 P: 16	R: 0 E: 0 K: 0 S: 11	H: 1 LOB: 1 BB: 0 P: 17
	R: 0 E: 0 K: 1 S: 20	H: 1 LOB: 2 BB: 1 P: 31	R: 0 E: 0 K: 0 S: 14	H: 1 LOB: 1 BB: 0 P: 19	R: 2 E: 0 K: 0 S: 9	H: 2 LOB: 0 BB: 0 P: 16	1B: 6 2B: 0 3B: 1 HR: 3	SF: 0 SAC: 1 DP: 1 HBP: 0	WP: 0 PB: 0 SB: 0 CS: 0	PA: 34

PITCHER		IP	WLS	BF	H	R	ER	SO	BB	IBB	HBP	BLK	WP	HR	S	P	ERA	WHIP
43 Josh Tomlin, R ERA: 4.47	(1, 1)	5.1		22	7	4	3	5	0	0	0	0	0	2	56	86	5.06	1.312
57 Kyle Crockett, L ERA: 1.72	(6, 1)	0.2		3	0	0	0	1	1	0	0	0	0	0	13	21	0.00	1.500
59 Carlos Carrasco, R ERA: 3.62	(7, 1)	1.1	L	6	2	1	1	0	0	0	0	0	0	0	18	26	6.75	1.500
50 Nick Hagadone, L ERA: 2.84	(8, 1)	0.1		1	0	0	0	0	0	0	0	0	0	0	1	3	0.00	0.000
44 John Axford, R ERA: 3.43	(8, 1)	0.1		2	1	1	1	0	0	0	0	0	0	1	4	6	27.00	3.000

PITCHER	IP	WLS	BF	H	R	ER	SO	BB	IBB	HBP	BLK	WP	HR	S	P	ERA	WHIP

Batter	1	2	3	4	5	6	7	8	9	AB	R	H	RBI	BB	SO	LOB
22 Jason Kipnis, L (1, 4) OBP: 0.328, SLG: 0.352	C FF 89 B CH 84 C CU 73 B CU 78 T CH 85 2-2 K	F CH 85 F CH 86 F FF 94 B FF 93 B FF 94 X CH 88 2-2 11 1B 23 2B 1-H 2-H 2B	B CU 72 F CH 89 X CH 84 1-1 G4-6-3 1-2f	C CU 72 F SI 87 B CU 74 F SI 89 B SI 89 X SI 88 2-2 G4-3				C FC 92 B FF 96 D KC 86 B FF 95 B FF 96 4-1 1-2 BB		4	1	1	2	1	1	2
11 José Ramírez, S (1, 6) OBP: 0.220, SLG: 0.205	B FF 90 C CH 87 B CH 87 X FF 91 2-1 23 G4-6-3 1B	B SI 91 F CH 86 X CU 75 1-1 23 2B 2-3 1B	B FF 90 B SL 86 C CH 89 B FF 91 X FF 90 3-1 G3-1				C SI 87 B SI 87 B CU 73 B SI 87 C SI 87 B SI 88 4-2 23 1B BB	C FF 97 S FF 97 F FF 97 C FC 92 0-3 K		4	0	2	0	1	1	2
23 Michael Brantley, L (1, 8) OBP: 0.376, SLG: 0.503	C CH 87 X CH 84 0-1 G4-6-3 1-2f	C CU 74 X FF 92 0-1 1-3 3-H 2B			C CH 89 B FC 88 X CH 84 1-1 F7		F SI 87 X SI 87 0-1 1-2 1B		F FF 96 B SL 87 C SL 86 F FS 86 X SL 86 1-2 F7	5	0	2	1	0	0	1
41 Carlos Santana, S (1, 3) OBP: 0.363, SLG: 0.433		C CH 87 B FC 90 B CH 86 S FC 90 F FC 90 X CH 88 3-2 HR C FF 92 D CU 77 B FC 88 B CH 86 B FF 89 4-1 BB			C CH 84 F FC 89 F FF 93 B CH 86 X EP 67 1-2 2B		B CU 78 C FF 97 F FF 99 X CH 90 1-2 F6		B SL 84 B FF 97 C FF 96 S FF 97 S SL 87 2-3 K	4	1	2	1	1	1	2
38 Chris Dickerson, L (1, 7) OBP: 0.375, SLG: 0.452		F FF 92 B FC 89 B CH 89 S CH 84 S FF 94 3-3 K C CU 74 B FC 90 S CH 84 S SI 94 1-3 K			C CH 82 B SL 87 S CH 84 2 SAFE B CH 85 X FF 93 2-2 F7		B FF 99 B SI 98 X FF 97 2-0 F7		B FF 97 S FF 97 F FF 96 F SL 86 S SL 84 1-3 K	5	0	0	0	0	3	6
33 Nick Swisher, S (1, 10) OBP: 0.276, SLG: 0.333		B FF 92 X FC 91 1-0 G3-1 B SL 87 C CH 83 B CH 89 X SL 87 2-1 G4-3			X SL 88 0-0 G1-3		B FF 100 C CH 89 S FF 100 F FF 100 S FF 100 1-3 K			4	0	0	0	0	1	3
10 Yan Gomes, R (1, 2) OBP: 0.320, SLG: 0.458		B FF 90 X FC 89 1-0 7 BB 4 1B 1B C FF 90 X SL 89 0-1 L9			F FC 89 B SL 88 B SL 86 B CH 83 F FF 91 F FF 93 F FF 93 S FC 89 3-3 K			B FF 92 F FF 93 S FF 96 X KC 86 1-2 22 BB 1B		4	1	2	0	0	1	0
7 David Murphy, L (1, 9) OBP: 0.312, SLG: 0.363		C CU 75 D CH 84 B CH 88 B FF 92 F FF 90 F FC 90 B FF 94 4-2 4 1B 22 2B 1-2 BB C CU 74 S CH 83 B FC 90 X CH 82 1-2 F8				C FF 92 X CH 87 0-1 1B		C KC 83 T FF 94 X FF 96 0-2 P5		3	1	1	0	1	0	1
4 Mike Aviles, R (1, 5) OBP: 0.280, SLG: 0.342		C FF 92 X CU 75 0-1 22 2B 1-2 2-H 1B		B CH 89 B CH 89 X CH 88 2-0 22 G4-6-3 1B		B SI 91 F FF 91 1 SAFE X SL 88 1-1 F8		S FF 95 F FF 97 F FF 96 D FC 91 F KC 86 X FF 97 1-2 L9		4	1	2	1	0	0	2
Inning Stats	R: 0 E: 0 K: 1 S: 7 H: 1 LOB: 0 BB: 0 P: 11	R: 5 E: 0 K: 2 S: 26 H: 6 LOB: 3 BB: 2 P: 46	R: 0 E: 0 K: 0 S: 7 H: 0 LOB: 0 BB: 0 P: 10	R: 0 E: 0 K: 0 S: 5 H: 1 LOB: 0 BB: 0 P: 11	R: 0 E: 0 K: 0 S: 10 H: 1 LOB: 1 BB: 0 P: 14	R: 0 E: 0 K: 1 S: 13 H: 1 LOB: 1 BB: 0 P: 19	R: 0 E: 0 K: 1 S: 12 H: 1 LOB: 2 BB: 1 P: 20	R: 0 E: 0 K: 1 S: 16 H: 1 LOB: 2 BB: 1 P: 22	R: 0 E: 0 K: 2 S: 11 H: 0 LOB: 0 BB: 0 P: 15	1B: 8 2B: 3 3B: 0 HR: 1 SF: 0 SAC: 0 DP: 2 HBP: 0						

TOP

Cleveland Indians @ Kansas City Royals

Kauffman Stadium, Kansas City, MO

Sat Jul 26 2014, 6:13 PM - 9:18 PM CDT

Att. 29,567 - Partly Cloudy - 88 F

livebaseballscorecards.com

AB	37
R	5
H	12
RBI	5
BB	4
SO	8
LOB	19

PITCHER		IP	WLS	BF	H	R	ER	SO	BB	IBB	HBP	BLK	WP	HR	S	P	ERA	WHIP
11 Jeremy Guthrie, R ERA: 4.7	(1, 1)	5.2	W	27	10	5	5	4	2	0	0	0	0	1	64	105	7.94	2.118
37 Scott Downs, L ERA: 5.4	(6, 1)	0.1	H	3	1	0	0	0	1	0	0	0	0	0	8	14	0.00	6.000
40 Kelvin Herrera, R ERA: 1.84	(7, 1)	1.0	H	3	0	0	0	1	0	0	0	0	0	0	8	12	0.00	0.000
17 Wade Davis, R ERA: 1.01	(8, 1)	1.0	H	5	1	0	0	1	1	0	0	0	0	0	16	22	0.00	2.000
56 Greg Holland, R ERA: 1.86	(9, 1)	1.0	S	3	0	0	0	2	0	0	0	0	0	0	11	15	0.00	0.000

PITCHER	IP	WLS	BF	H	R	ER	SO	BB	IBB	HBP	BLK	WP	HR	S	P	ERA	WHIP

BOTTOM

Cleveland Indians @ Kansas City Royals

Kauffman Stadium, Kansas City, MO

Sat Jul 26 2014, 6:13 PM - 9:18 PM CDT

Att. 29,567 - Partly Cloudy - 88 F

livebaseballscorecards.com

Batter	1	2	3	4	5	6	7	8	9	AB	R	H	RBI	BB	SO	LOB
23 Norichika Aoki, L (1, 10) OBP: 0.329, SLG: 0.325	C SI 92 B FF 93 F FF 93 L SI 94 1-3 K ①		C FF 92 F FF 92 X CH 79 0-2 14 FC6-4 1-3 1B	B FF 93 B FF 93 C FF 93 F FF 93 B FF 94 X SI 93 3-2 14 PB 2-H 3-H 3B		X SL 87 0-0 P6 ②				4	1	2	2	0	1	0
14 Omar Infante, R (1, 4) OBP: 0.307, SLG: 0.368	B FF 93 F FF 93 S SI 94 B SI 94 B FF 94 X FF 93 3-2 L8 ②		B SL 84 X FF 91 1-0 FC6-4 ① 1-2f 3-H	B SI 94 B FF 93 B FF 92 C FF 92 B SI 93 4-1 3-H BB		C FF 92 S SL 86 B CU 80 X CU 79 1-2 F7 ③				3	0	0	1	1	0	1
4 Alex Gordon, L (1, 7) OBP: 0.354, SLG: 0.418	B CU 79 C SI 93 B CH 81 F FF 93 F SI 93 B CH 80 C FF 93 3-3 K ③		B CH 82 X FF 92 1-0 P5 ②	F SI 92 B CU 76 C SI 92 D CH 81 B FF 92 X FF 92 3-2 G4-3 ③			C SI 92 B SL 84 S SI 92 B SL 84 F SL 83 B SI 93 C SI 92 3-3 K ①			4	0	0	0	0	2	2
13 Salvador Perez, R (1, 2) OBP: 0.325, SLG: 0.432		C FF 93 B SL 86 C FF 94 X SI 96 1-2 G4-3 ①	D SL 85 B FF 94 X FF 94 2-0 P6 ③		B FF 91 F FF 92 X SI 93 1-1 16 HR 1B		B SI 92 B CH 85 S SI 92 S SL 86 S SL 85 2-3 K ②			4	1	1	0	0	1	1
8 Mike Moustakas, L (1, 5) OBP: 0.264, SLG: 0.396		F FF 93 B SL 83 B SI 93 X FF 93 2-1 G5-3 ②		B FF 92 F SI 92 B SI 92 B FF 91 B FF 92 4-1 6 1B 2 1B BB	B SL 78 B FF 93 B FF 94 C FF 94 X FF 93 3-1 P5 ①		S SI 93 B SL 84 C SL 84 T SI 93 1-2 K ③			3	1	0	0	1	1	1
16 Billy Butler, R (1, 3) OBP: 0.322, SLG: 0.363 35 Eric Hosmer, L (9, 3) OBP: 0.317, SLG: 0.383		B SI 94 X SI 94 1-0 6 1B 1B		C SL 82 B SL 81 X FF 93 1-1 P4 ①	F FF 95 X FF 96 0-1 1-H HR			C KC 85 X FF 94 0-1 F8 ①		4 0	1 0	2 0	2 0	0 0	0 0	1 0
6 Lorenzo Cain, R (1, 9) OBP: 0.333, SLG: 0.410		B SI 94 X FF 93 1-0 1-2 1B		X SL 83 0-0 2 1B 23 3B 1-3 1B	B FF 94 F FF 92 B SL 80 F FF 93 F SL 79 T FF 93 2-2 K ②			F FF 95 B FF 94 X KC 85 1-1 P3 ②		4	1	2	0	0	1	0
1 Jarrod Dyson, L (1, 8) OBP: 0.330, SLG: 0.331		F SI 92 C SI 92 X CH 80 0-2 G3 ③		S SI 92 F SI 93 C SI 94 0-3 K ②	B SL 79 F FF 92 C SL 79 S FF 94 1-3 K ③			C KC 85 X KC 84 0-1 G3 ③		4	0	0	0	0	2	4
2 Alcides Escobar, R (1, 6) OBP: 0.314, SLG: 0.377			C FF 92 T FF 93 X SI 94 0-2 23 1B 14 FC6-4 1B	B FF 94 F FF 95 F SL 85 1 SAFE X SI 93 1-2 23 3B 1-3 3-H 1B		B SL 86 B FF 91 X SL 88 2-0 G6-3 ①				3	2	2	1	0	0	0
Inning Stats	R: 0 E: 0 K: 2 S: 10 H: 0 LOB: 0 BB: 0 P: 17	R: 0 E: 0 K: 0 S: 10 H: 2 LOB: 2 BB: 0 P: 15	R: 1 E: 0 K: 0 S: 9 H: 2 LOB: 1 BB: 0 P: 13	R: 4 E: 0 K: 1 S: 17 H: 3 LOB: 1 BB: 2 P: 33	R: 2 E: 0 K: 2 S: 13 H: 2 LOB: 0 BB: 0 P: 20	R: 0 E: 0 K: 0 S: 5 H: 0 LOB: 0 BB: 0 P: 8	R: 0 E: 0 K: 3 S: 10 H: 0 LOB: 0 BB: 0 P: 16	R: 0 E: 0 K: 0 S: 6 H: 0 LOB: 0 BB: 0 P: 7		1B: 7 2B: 0 3B: 1 HR: 1 SF: 0 SAC: 0 DP: 0 HBP: 0				WP: 0 PB: 1 SB: 0 CS: 0 PA: 35		

	AB	R	H	RBI	BB	SO	LOB
AB	33						
R	7						
H	9						
RBI	6						
BB	2						
SO	8						
LOB	10						

PITCHER		IP	WLS	BF	H	R	ER	SO	BB	IBB	HBP	BLK	WP	HR	S	P	ERA	WHIP
34 Zach McAllister, R ERA: 5.65	(1, 1)	4.0	L	22	8	6	5	3	2	0	0	0	0	0	48	81	11.25	2.500
50 Nick Hagadone, L ERA: 3.68	(5, 1)	1.0		4	1	1	1	2	0	0	0	0	0	1	11	17	9.00	1.000
48 Scott Atchison, R ERA: 2.93	(6, 1)	1.0		3	0	0	0	0	0	0	0	0	0	0	5	8	0.00	0.000
35 Marc Rzepczynski, L ERA: 3.5	(7, 1)	1.0		3	0	0	0	3	0	0	0	0	0	0	10	16	0.00	0.000
37 Cody Allen, R ERA: 2.0	(8, 1)	1.0		3	0	0	0	0	0	0	0	0	0	0	6	7	0.00	0.000

PITCHER	IP	WLS	BF	H	R	ER	SO	BB	IBB	HBP	BLK	WP	HR	S	P	ERA	WHIP

Cleveland Indians @ Kansas City Royals

Kauffman Stadium, Kansas City, MO

Sun Jul 27 2014, 1:20 PM - 4:19 PM CDT

Att. 23,409 - Partly Cloudy - 85 F

TOP

livebaseballscorecards.com

Batter	1	2	3	4	5	6	7	8	9	AB	R	H	RBI	BB	SO	LOB
11 José Ramírez, S (1, 4) OBP: 0.217, SLG: 0.205	C SI 80 L CH 74 F SI 84 B CH 75 B CH 74 F SL 81 F SI 84 F CH 74 F SL 83 2-2 F SI 84 F CU 75 F FF 86 X SI 84 F9 ①		B SL 79 B SL 80 C SI 82 1 SAFE F SI 82 X SI 86 2-2 F8 ②		X SL 82 0-0 13 1B 23 SF9 2-3 1B	F FF 91 B CH 86 C FF 92 B FF 92 F SL 81 F FF 92 C FF 93 2-3 1-2 K ②		C SI 86 B SI 87 B SI 87 F SI 85 F CU 72 X SI 87 2-2 F8 ②		5	1	1	0	0	1	2
13 Asdrúbal Cabrera, S (1, 6) OBP: 0.309, SLG: 0.392	C SI 85 F FF 84 B CH 75 F CH 75 X SI 83 1-2 P2 ②		1 SAFE 0-0 CS ③ 1-2	F SL 80 X SL 80 0-1 41 HBP 10 1B 1B	B SL 82 F SL 82 1 SAFE S SL 81 X SL 80 1-2 41 HR 1-3 3-H 1B	C SL 81 B FF 92 S FF 92 S FF 93 1-3 K ③		S CU 72 B CU 73 C SI 87 B SI 87 X CU 74 2-2 G5-3 ③		5	2	2	1	0	1	1
23 Michael Brantley, L (1, 8) OBP: 0.376, SLG: 0.505	B SI 84 B SL 79 B SI 84 C SI 83 X CH 75 3-1 F8 ③			B SL 80 C SI 83 B SL 78 1 SAFE X SI 80 2-1 F7 ① 3-H	B SL 81 B SI 82 X SL 80 2-0 SF9 ② 3-H		B SI 89 C SI 89 X SL 77 1-1 10 G6-4-3 41 1B 33 1B 1B		F FF 91 B CH 86 F SL 81 X FF 92 1-2 41 HR 2B	4	2	2	1	0	0	1
41 Carlos Santana, S (1, 3) OBP: 0.371, SLG: 0.456		C SL 80 B SL 82 B CH 75 F CH 75 B SI 84 B SI 82 4-2 BB		C CH 75 C FF 86 H FF 84 1-2 10 1B HBP	1 SAFE X SI 86 0-0 1-H HR		C SI 89 X SI 89 0-1 10 G6-4-3 1-2 1B		B SL 82 X FF 92 1-0 2-H HR	3	2	3	4	1	0	0
10 Yan Gomes, R (1, 10) OBP: 0.324, SLG: 0.469		C SI 83 B SL 81 1 SAFE B SI 83 F CH 74 B SI 83 X SI 82 3-2 P3 ①		S FF 85 B SL 81 F SL 81 B FF 84 X SL 82 2-2 9 FC6-4 1-2 2-H 1B	C SL 81 X CH 76 0-1 1B		X SI 89 0-0 G6-4-3 ①② 1-2f 2-3		B SI 93 X SL 82 1-0 HR	5	1	3	2	0	0	3
33 Nick Swisher, S (1, 9) OBP: 0.275, SLG: 0.332 7 David Murphy, L (7, PR) (7, 9) OBP: 0.314, SLG: 0.363		C SI 84 B CH 75 S CH 73 B SL 82 X FF 84 2-2 F9 ②		B FF 87 B CH 75 X SI 85 2-0 F8 ②	X SL 81 0-0 F8 ③		B SI 90 B SI 90 B SI 90 C SI 90 X SI 90 3-1 38 1B 3-H 1B		B SI 92 S FF 92 B SL 82 B FF 93 B SI 91 4-1 38 G4-6-3 BB	4 0	0 0	1 0	1 0	0 1	0 0	4 0
9 Ryan Raburn, R (1, 7) OBP: 0.249, SLG: 0.288 38 Chris Dickerson, L (6, 7) OBP: 0.380, SLG: 0.455		C FF 85 C SI 84 D CH 74 F CH 75 B FF 86 X SL 82 2-2 F9 ③		X CH 76 0-0 FC6-4 ③ 1-2f		C CU 72 B SL 81 B CU 71 B FF 85 X SL 81 3-2 HR	B SI 89 B SL 80 F SI 90 X SL 77 2-1 1-2 1B		X SI 91 0-0 G4-6-3 ①② 1-2f	3 2	1 0	1 1	1 0	0 0	0 0	3 1
55 Roberto Pérez, R (1, 2) OBP: 0.316, SLG: 0.500		C SI 83 B SL 81 C CH 75 B CH 74 F FF 85 S SL 83 2-3 K ①		B SI 85 S SI 84 F FF 85 F CH 74 F FF 86 B CH 75 B SL 81 X SI 84 3-2 11 1B 4 SH3 13 1B 1B		C FF 91 S SL 85 B FF 92 B FF 93 F FF 92 B SL 84 X FF 92 3-2 L7 ①	B CH 84 C SI 89 X SI 89 1-1 G6-3 ③		B SI 91 C SL 79 B SL 81 B SL 79 C SI 91 X SI 91 3-2 G6-3 ③	5	1	1	0	0	1	2
4 Mike Aviles, R (1, 5) OBP: 0.285, SLG: 0.341			B CU 72 B CU 72 B SI 82 B SI 82 4-0 13 CS BB		X SI 85 0-0 SH3 ① 1-2	F SL 84 F SL 84 H FF 93 1-2 11 S HBP		X SI 86 0-0 G6-3 ①		1	0	0	0	1	0	0

	AB	R	H	RBI	BB	SO	LOB
AB	**37**						
R	**10**						
H	**15**						
RBI	**10**						
BB	**3**						
SO	**3**						
LOB	**17**						

Inning Stats	1	2	3	4	5	6	7	8	9	1B	SF	WP	PA
	R: 0 E: 0 K: 0 S: 17 H: 0 LOB: 0 BB: 0 P: 23	R: 0 E: 0 K: 0 S: 12 H: 0 LOB: 1 BB: 1 P: 23	R: 0 E: 0 K: 1 S: 7 H: 0 LOB: 1 BB: 1 P: 15	R: 1 E: 0 K: 0 S: 11 H: 2 LOB: 2 BB: 0 P: 18	R: 4 E: 0 K: 0 S: 15 H: 5 LOB: 1 BB: 0 P: 21	R: 1 E: 0 K: 2 S: 17 H: 1 LOB: 1 BB: 0 P: 27	R: 1 E: 0 K: 0 S: 11 H: 4 LOB: 2 BB: 0 P: 18	R: 0 E: 0 K: 0 S: 8 H: 0 LOB: 0 BB: 0 P: 12	R: 3 E: 0 K: 0 S: 10 H: 3 LOB: 0 BB: 1 P: 20	1B: 10 2B: 1 3B: 0 HR: 4	SF: 1 SAC: 1 DP: 2 HBP: 2	WP: 0 PB: 0 SB: 1 CS: 1	PA: 45

PITCHER		IP	WLS	BF	H	R	ER	SO	BB	IBB	HBP	BLK	WP	HR	S	P	ERA	WHIP
52 Bruce Chen, L ERA: 6.42	(1, 1)	5.0	L	25	8	6	6	1	2	0	1	0	0	2	65	106	10.80	2.000
54 Jason Frasor, R ERA: 3.09	(6, 1)	1.0		4	0	0	0	2	0	0	1	0	0	0	14	21	0.00	0.000
67 Francisley Bueno, L ERA: 2.42	(7, 1)	1.0		6	4	1	1	0	0	0	0	0	0	0	11	18	9.00	4.000
37 Scott Downs, L ERA: 5.23	(8, 1)	1.0		3	0	0	0	0	0	0	0	0	0	0	8	12	0.00	0.000
43 Aaron Crow, R ERA: 3.05	(9, 1)	1.0		6	3	3	3	0	1	0	0	0	0	2	10	20	27.00	4.000

PITCHER		IP	WLS	BF	H	R	ER	SO	BB	IBB	HBP	BLK	WP	HR	S	P	ERA	WHIP

BOTTOM

Cleveland Indians @ Kansas City Royals

Kauffman Stadium, Kansas City, MO

Sun Jul 27 2014, 1:20 PM - 4:19 PM CDT

Att. 23,409 - Partly Cloudy - 85 F

livebaseballscorecards.com

Batter	1	2	3	4	5	6	7	8	9	AB	R	H	RBI	BB	SO	LOB
23 Norichika Aoki, L (1, 9) OBP: 0.331, SLG: 0.330	C FF 92 F FF 95 B CH 85 F CH 85 F FF 96 F FF 96 B FF 96 B FF 96 X FF 95 3-2 ① L3		F FF 94 C FF 96 B CH 84 X CH 85 1-2 14 G4-3 4 SF7 2B		F FF 96 F SL 90 X FF 95 0-2 1B		F FF 96 F FF 97 B SL 88 B SL 90 F FF 97 S FF 98 2-3 ③ K			4	1	2	0	0	1	0
14 Omar Infante, R (1, 4) OBP: 0.303, SLG: 0.363	C FF 95 B FF 97 F FF 96 S FF 97 1-3 ② K		D FF 93 X SI 95 1-0 ① G4-3 2-3		F FF 94 X FF 96 0-1 ③ G1-3			C FC 91 B SL 81 F FC 91 X FC 93 1-2 ① F8		4	0	0	0	0	1	2
4 Alex Gordon, L (1, 7) OBP: 0.353, SLG: 0.417	C FF 96 F FF 96 S SL 89 0-3 ③ K		D CH 84 B FF 95 D CH 83 X FF 94 3-0 ② SF7 3-H			C FF 92 S SL 87 B FF 95 F FF 97 X SL 88 1-2 16 2B 1B		B FC 92 C SL 81 X FC 92 1-1 ② F8		3	1	1	1	0	1	0
13 Salvador Perez, R (1, 10) OBP: 0.322, SLG: 0.427		B FF 92 X FF 94 1-0 ① L9	B FF 97 C FF 97 X FF 97 1-1 ③ P5			B FF 94 X FF 95 1-0 ① F7		C FC 91 F FC 92 F FC 94 B FC 94 F SL 83 F SL 82 X FC 92 1-2 ③ F8		4	0	0	0	0	0	1
8 Mike Moustakas, L (1, 5) OBP: 0.260, SLG: 0.390		C FF 94 S CH 83 S SL 88 0-3 ② K		X FF 93 0-0 ① F7		B FF 94 X SI 93 1-0 ② F7			C FF 88 X SL 78 0-1 ① P5	4	0	0	0	0	1	1
16 Billy Butler, R (1, 3) OBP: 0.326, SLG: 0.370		B FF 96 X SL 86 1-0 12 1B 1 1B 1B		C FF 94 B FF 96 X CH 84 1-1 ② G4-3		F FF 94 S FF 96 F FF 97 F CH 85 B SI 93 X SL 87 1-2 1-H 2B			C FF 90 B FF 91 S CH 80 F FF 89 X SL 78 1-2 FC6-4 1B	4	1	3	1	0	0	0
12 Brett Hayes, R (1, 2) OBP: 0.151, SLG: 0.212		B FF 94 F FF 94 S FF 95 X FF 97 1-2 1 1B 1-3 1B		B FF 94 X FF 94 1-0 ③ F9		B FF 94 C FF 94 F FF 94 B FF 97 S FF 96 2-3 ③ K			C FF 88 F SL 77 X FF 91 0-2 ② F7	4	0	1	0	0	1	2
1 Jarrod Dyson, L (1, 8) OBP: 0.330, SLG: 0.331 Danny Valencia, R (9, PH) OBP: 0.328, SLG: 0.382		F FF 93 B FF 96 C CH 84 B FF 96 F FF 96 X SL 88 2-2 1-2 3-H 1B			C FF 93 B FF 94 F FF 94 X FF 96 1-2 ① G6-3		B FF 93 B FF 94 B FF 93 C FF 92 C FF 93 X FF 94 3-2 ① F7		B FF 88 C FF 88 S SL 78 X FF 91 1-2 ③ FC6-4 1-2f	3	0	1	1	0	0	0
										1	0	0	0	0	0	1
2 Alcides Escobar, R (1, 6) OBP: 0.312, SLG: 0.374		F FF 96 B FF 96 B FF 95 B FF 95 X FF 96 3-1 ③ F8			B FF 95 B SI 95 C FF 93 C FF 96 F CH 86 F FF 97 F CH 87 F FF 97 F SL 88 2-3 S FF 96 ② K		C FF 95 B CH 84 F FF 96 S FF 97 1-3 ② K			3	0	0	0	0	2	2
Inning Stats	R: 0 E: 0 K: 2 S: 12 H: 0 LOB: 0 BB: 0 P: 16	R: 1 E: 0 K: 1 S: 14 H: 3 LOB: 2 BB: 0 P: 22	R: 1 E: 0 K: 0 S: 7 H: 1 LOB: 0 BB: 0 P: 13	R: 0 E: 0 K: 0 S: 4 H: 0 LOB: 0 BB: 0 P: 6	R: 0 E: 0 K: 1 S: 16 H: 1 LOB: 1 BB: 0 P: 19	R: 1 E: 0 K: 1 S: 14 H: 2 LOB: 1 BB: 0 P: 20	R: 0 E: 0 K: 2 S: 10 H: 0 LOB: 0 BB: 0 P: 16	R: 0 E: 0 K: 0 S: 11 H: 0 LOB: 0 BB: 0 P: 14	R: 0 E: 0 K: 0 S: 12 H: 1 LOB: 1 BB: 0 P: 14	1B: 6 2B: 2 3B: 0 HR: 0	SF: 1 SAC: 0 DP: 0 HBP: 0						

	AB	34
	R	3
	H	8
	RBI	3
	BB	0
	SO	7
	LOB	9

WP: 0 PB: 0 SB: 0 CS: 0 PA: 35

PITCHER	IP	WLS	BF	H	R	ER	SO	BB	IBB	HBP	BLK	WP	HR	S	P	ERA	WHIP
31 Danny Salazar, R (1, 1) ERA: 4.96	7.0	W	28	7	3	3	7	0	0	0	0	0	0	77	112	3.86	1.000
27 Bryan Shaw, R (8, 1) ERA: 2.61	1.0		3	0	0	0	0	0	0	0	0	0	0	11	14	0.00	0.000
57 Kyle Crockett, L (9, 1) ERA: 1.62	1.0		4	1	0	0	0	0	0	0	0	0	0	12	14	0.00	1.000

PITCHER	IP	WLS	BF	H	R	ER	SO	BB	IBB	HBP	BLK	WP	HR	S	P	ERA	WHIP

Seattle Mariners @ Cleveland Indians

Progressive Field, Cleveland, OH

Tue Jul 29 2014, 7:08 PM - 10:21 PM EDT

Att. 15,713 - Cloudy - 68 F

TOP

livebaseballscorecards.com

Batter	1	2	3	4	5	6	7	8	9	AB	R	H	RBI	BB	SO	LOB
13 Dustin Ackley, L (1, 7) OBP: 0.303, SLG: 0.372	C FF 93 X FF 93 0-1 F9		C CH 84 X ST 80 0-1 22 1B 1B	X CH 89 0-0 1 2B 2-H 3-H 2B		C SL 80 S FF 96 C SL 81 0-3 K		C FF 89 D SL 80 1 SAFE B FF 88 1 SAFE 1 SAFE F FF 87 F SL 78 X FF 90 2-2 1-2 1B		5	1	3	2	0	1	0
1 Chris Taylor, R (1, 6) OBP: 0.385, SLG: 0.500	B FF 93 B FC 85 F FF 93 H FF 92 3-1 HBP		D FC 87 X FF 94 1-0 F9	B FC 86 X FF 94 1-0 2-H 2B		B FF 94 X FF 94 1-0 F7		B SL 89 C SL 86 X FF 95 1-1 F9		4	0	1	1	0	0	3
22 Robinson Canó, L (1, 4) OBP: 0.390, SLG: 0.452	B FF 93 C FF 92 F FC 86 X KC 76 1-2 F8		B CH 81 X FC 90 1-0 1-2 1B	I IN 54 I IN 55 I IN 54 I IN 56 4-0 IBB			B SL 80 X FF 96 1-0 G4-3		C FF 94 F CU 77 B FF 95 B CU 79 B FF 95 F FF 95 X FF 95 3-2 G6-3	4	0	1	0	1	0	1
21 Kendrys Morales, S (1, 10) OBP: 0.250, SLG: 0.302	B FF 92 1 SAFE 1 SAFE X FC 83 1-0 P5		F FF 94 B SI 94 S FF 95 S KC 80 1-3 K	F CH 81 B FF 94 X FF 94 1-1 G4-3			C SL 81 B FF 96 B FF 94 F FF 95 F FF 95 S FF 94 2-3 K		C FF 95 C CU 77 S FF 95 0-3 K	5	0	0	0	0	3	5
15 Kyle Seager, L (1, 5) OBP: 0.347, SLG: 0.488		B CH 87 B FF 93 B FF 93 C FF 93 X CH 89 3-1 G4-3	C FC 86 X FC 87 1-1 P6	C CH 83 X FC 85 0-1 3 HBP 27 2B 1B			C FF 94 B CH 81 B FF 94 B SL 79 B FF 94 X FF 94 3-1 3B		C FF 96 F FF 96 F FF 96 X FF 96 0-2 G4-3	5	1	2	0	0	0	0
3 Mike Zunino, R (1, 2) OBP: 0.265, SLG: 0.435		F FF 94 X FC 84 0-1 20 L9 2B	X FF 94 0-0 HR	F CH 89 H FF 94 1-1 27 2B 13 2B 1-2 HBP			S SL 88 S SL 87 B CU 82 S SL 86 1-3 K			3	2	2	1	0	1	1
20 Logan Morrison, L (1, 3) OBP: 0.258, SLG: 0.333		S FF 93 C SI 94 D CH 85 D KC 78 F ST 81 X FF 95 2-2 L9 2-3	C FF 93 C FF 96 F FF 96 B SL 82 C FF 96 1-3 K	B FC 88 S FF 95 B FF 95 X FF 95 2-1 L4				C FF 90 F FF 90 F FF 91 F SL 80 B SL 80 F FF 91 X FF 91 1-2 9 FC3-5 2B		4	0	1	0	0	1	3
27 Corey Hart, R (1, 9) OBP: 0.288, SLG: 0.327 9 Endy Chavez, L (7, 9) OBP: 0.284, SLG: 0.344		C CH 89 B ST 82 C FF 94 X KC 78 1-2 P3		D FC 85 B CH 89 X FF 95 2-0 13 2B 1-3 2-H 2B	X FF 96 0-0 F9			B SL 78 B FF 88 C FF 88 X SL 77 2-1 FC3-5 13 1B 2-3		3 1	1 0	1 0	1 0	0 0	0 0	1 1
99 James Jones, L (1, 8) OBP: 0.290, SLG: 0.316			B CH 86 C FF 93 B FC 86 F FF 94 B KC 79 F FF 95 F FF 95 S FC 86 3-3 K	C FC 87 S CH 82 B FF 94 B KC 79 F FF 95 S KC 80 2-3 K2-3		C FF 94 B SL 81 F FF 93 F FF 95 X SL 80 1-2 G6-3		1 SAFE 1 SAFE L FF 88 C FF 89 S SL 80 0-3 K		4	0	0	0	0	3	3
Inning Stats	R: 0 E: 0 K: 0 S: 7 H: 0 LOB: 1 BB: 0 P: 12	R: 0 E: 0 K: 0 S: 11 H: 1 LOB: 1 BB: 0 P: 17	R: 0 E: 0 K: 2 S: 12 H: 2 LOB: 2 BB: 0 P: 18	R: 4 E: 0 K: 1 S: 14 H: 4 LOB: 4 BB: 1 P: 27	R: 1 E: 0 K: 1 S: 8 H: 1 LOB: 0 BB: 0 P: 10	R: 0 E: 0 K: 1 S: 8 H: 0 LOB: 0 BB: 0 P: 10	R: 0 E: 0 K: 2 S: 10 H: 1 LOB: 1 BB: 0 P: 17	R: 0 E: 0 K: 1 S: 17 H: 2 LOB: 2 BB: 0 P: 23	R: 0 E: 0 K: 1 S: 11 H: 0 LOB: 0 BB: 0 P: 14	1B: 4 2B: 5 3B: 1 HR: 1 SF: 0 SAC: 0 DP: 0 HBP: 2	WP: 0 PB: 0 SB: 0 CS: 0 PA: 41					

PITCHER		IP	WLS	BF	H	R	ER	SO	BB	IBB	HBP	BLK	WP	HR	S	P	ERA	WHIP
47 Trevor Bauer, R ERA: 4.25	(1, 1)	4.1	L	24	8	5	5	3	0	1	2	0	0	1	47	78	10.38	1.846
50 Nick Hagadone, L ERA: 2.79	(5, 1)	2.1		8	1	0	0	3	0	0	0	0	0	0	20	29	0.00	0.429
59 Carlos Carrasco, R ERA: 3.6	(7, 1)	0.1		1	0	0	0	1	0	0	0	0	0	0	3	4	0.00	0.000
57 Kyle Crockett, L ERA: 1.56	(8, 1)	0.2		4	2	0	0	1	0	0	0	0	0	0	15	20	0.00	3.000
44 John Axford, R ERA: 3.32	(8, 1)	1.1		4	0	0	0	1	0	0	0	0	0	0	13	17	0.00	0.000

PITCHER	IP	WLS	BF	H	R	ER	SO	BB	IBB	HBP	BLK	WP	HR	S	P	ERA	WHIP

BOTTOM

Seattle Mariners @ Cleveland Indians

Progressive Field, Cleveland, OH

Tue Jul 29 2014, 7:08 PM - 10:21 PM EDT

Att. 15,713 - Cloudy - 68 F

livebaseballscorecards.com

Batter	1	2	3	4	5	6	7	8	9	AB	R	H	RBI	BB	SO	LOB
22 Jason Kipnis, L (1, 4) OBP: 0.325, SLG: 0.347	C FF 87 C SI 88 T FF 89 0-2 ① K		B FS 84 F SI 90 X FS 84 1-1 ①② G4-6-3 1-2f		C FF 90 B SL 77 F SI 91 X SI 87 1-2 ② G3 2-3 3-H			L FF 91 S FF 91 S SL 84 0-3 ① K		4	0	0	1	0	2	2
13 Asdrúbal Cabrera, S (1, 6) OBP: 0.308, SLG: 0.390	X FF 88 0-0 ② F8		C SL 81 C SI 91 S FS 86 0-3 ③ K		B SL 81 B FS 85 X SI 91 2-0 ③ G4-3			B FF 92 X FF 93 1-0 1B		4	0	1	0	0	1	1
23 Michael Brantley, L (1, 8) OBP: 0.375, SLG: 0.501	B FF 88 B SL 81 B SI 88 B FF 89 4-0 41 1B BB			B SI 87 X FS 85 1-0 ① L7		B FS 84 X SI 88 1-0 ① G3-1		C SL 81 S SL 82 S FF 92 0-3 ② K		3	0	0	0	1	1	1
41 Carlos Santana, S (1, 3) OBP: 0.370, SLG: 0.453	C SI 89 B FS 84 C FS 83 1 SAFE X FS 85 1-2 1B			C FF 90 B FF 86 C SI 89 F CU 75 B FF 91 F SI 85 F SI 90 F FF 87 F SI 87 2-2 ② G5-3 X SI 86		B SI 89 F SI 90 S CU 74 B FF 89 C FF 91 2-3 ② K		B FF 95 X FF 94 1-0 ③ F7		4	0	1	0	0	1	1
8 Lonnie Chisenhall, L (1, 5) OBP: 0.380, SLG: 0.477	C FF 88 X FS 86 0-1 ③ G3-1			C FF 90 F FF 87 S FF 91 0-3 ③ K		F SI 89 F FF 88 F SI 86 B FF 91 X FS 86 1-2 ③ L7			C SI 92 X SI 93 0-1 ① F9	4	0	0	0	0	1	2
33 Nick Swisher, S (1, 10) OBP: 0.278, SLG: 0.337		B SI 87 S FF 89 B SL 81 S SI 90 S SI 86 2-3 ① K			B SI 89 X SI 88 1-0 7 G3 10 1B 2B		F SL 79 B FS 83 S SL 81 B FF 91 B FS 85 F FS 86 F FF 90 X SI 89 3-2 ① F8		C SI 94 B CH 81 C CH 81 B FF 95 B SI 95 X CH 83 3-2 1B	4	1	2	0	0	1	0
7 David Murphy, L (1, 9) OBP: 0.313, SLG: 0.364		C SI 90 X FS 85 0-1 ② G1-3			B SL 82 B FS 84 F SI 89 C SL 83 X SI 86 2-2 ① G3 2-3		B SL 81 B SI 89 X FF 87 2-0 2B		C SI 96 F SI 94 F FF 95 D CH 82 B SI 96 F SI 95 B SI 95 S SI 95 3-3 ② K	4	0	1	0	0	1	2
10 Yan Gomes, R (1, 2) OBP: 0.323, SLG: 0.466		C SL 79 X SL 82 0-1 ③ F9			X SL 81 0-0 38 2B 22 G3 1B 3-H		X SI 90 0-0 ② L8		C CH 83 B CH 83 C CH 82 S FF 97 1-3 ③ K	4	1	1	1	0	1	2
38 Chris Dickerson, L (1, 7) OBP: 0.396, SLG: 0.489			B FF 88 C SI 88 F SL 82 B FS 86 B SI 90 X SI 90 3-2 22 G4-6-3 1B		B FS 84 C SI 90 F FS 86 F FS 86 X SI 87 1-2 22 G3 1-3 2B		S SI 86 F FF 88 D SI 86 F FF 91 S FC 87 1-3 ③ K			3	0	2	0	0	1	1
Inning Stats	R: 0 E: 0 K: 1 S: 9 H: 1 LOB: 2 BB: 1 P: 14	R: 0 E: 0 K: 1 S: 7 H: 0 LOB: 0 BB: 0 P: 9	R: 0 E: 0 K: 1 S: 8 H: 1 LOB: 0 BB: 0 P: 12	R: 0 E: 0 K: 1 S: 12 H: 0 LOB: 0 BB: 0 P: 15	R: 2 E: 0 K: 0 S: 13 H: 3 LOB: 1 BB: 0 P: 20	R: 0 E: 0 K: 1 S: 8 H: 0 LOB: 0 BB: 0 P: 12	R: 0 E: 0 K: 1 S: 11 H: 1 LOB: 1 BB: 0 P: 17	R: 0 E: 0 K: 2 S: 8 H: 1 LOB: 1 BB: 0 P: 10	R: 0 E: 0 K: 2 S: 13 H: 1 LOB: 1 BB: 0 P: 20	1B: 5 2B: 3 3B: 0 HR: 0	SF: 0 SAC: 0 DP: 1 HBP: 0			WP: 0 PB: 0 SB: 0 CS: 0	PA: 35		

PITCHER	IP	WLS	BF	H	R	ER	SO	BB	IBB	HBP	BLK	WP	HR	S	P	ERA	WHIP
18 Hisashi Iwakuma, R (1, 1) ERA: 3.06	7.0	W	27	6	2	2	6	1	0	0	0	0	0	68	99	2.57	1.000
41 Charlie Furbush, L (8, 1) ERA: 3.82	0.2	H	3	1	0	0	2	0	0	0	0	0	0	7	8	0.00	1.500
31 Yoervis Medina, R (8, 1) ERA: 2.43	0.1	H	1	0	0	0	0	0	0	0	0	0	0	1	2	0.00	0.000
56 Fernando Rodney, R (9, 1) ERA: 2.11	1.0	S	4	1	0	0	2	0	0	0	0	0	0	13	20	0.00	1.000

PITCHER	IP	WLS	BF	H	R	ER	SO	BB	IBB	HBP	BLK	WP	HR	S	P	ERA	WHIP

Seattle Mariners @ Cleveland Indians

Progressive Field, Cleveland, OH

Wed Jul 30 2014, 7:08 PM - 9:18 PM EDT

Att. 14,863 - Clear - 72 F

TOP

livebaseballscorecards.com

Batter	1	2	3	4	5	6	7	8	9	AB	R	H	RBI	BB	SO	LOB
13 Dustin Ackley, L (1, 7) OBP: 0.300, SLG: 0.367	C SI 93 C SL 88 X SI 94 0-2 F7			C SL 87 C CH 86 F CU 82 S CU 83 0-3 K		X CU 81 0-0 F7			B CH 83 S SL 90 B CU 82 C SI 95 X SL 90 2-2 G4-3	4	0	0	0	0	1	0
9 Endy Chavez, L (1, 9) OBP: 0.279, SLG: 0.338	C SI 94 F SI 95 F SI 95 X SL 89 0-2 G4-3			C SI 94 C CU 82 X SI 94 0-2 F8			C CU 81 X SL 89 0-1 L7			3	0	0	0	0	0	0
22 Robinson Canó, L (1, 4) OBP: 0.389, SLG: 0.451	X SI 95 0-0 G4-3			B SI 93 F SL 88 F SI 95 X SL 90 1-2 E9 1B			C CH 85 F SI 94 B CU 85 S CU 84 1-3 K			3	0	1	0	0	1	0
21 Kendrys Morales, S (1, 10) OBP: 0.246, SLG: 0.297		C SI 92 X SI 94 0-1 L7		X SI 92 0-0 G3			B SI 94 C SL 88 B SI 94 C SL 88 S CU 84 2-3 K			3	0	0	0	0	1	1
15 Kyle Seager, L (1, 5) OBP: 0.346, SLG: 0.487		C SI 94 C CH 87 B SI 94 F SI 94 F SL 90 F SI 95 B CU 85 X SI 94 2-2 20 G3-6 1B			C CU 82 S SL 88 B CU 84 B SI 94 S SL 90 2-3 K			B SL 90 X SI 93 1-0 G6-3		3	0	1	0	0	1	0
20 Logan Morrison, L (1, 3) OBP: 0.259, SLG: 0.333		C SL 89 S SL 89 F SL 88 B SI 93 X SI 94 1-2 G3-6 1-2f			B SL 88 X SI 93 1-0 3 G5-4-3 1B			C SI 92 F SL 90 C CU 83 0-3 K		3	0	1	0	0	1	1
3 Mike Zunino, R (1, 2) OBP: 0.262, SLG: 0.430			B SI 94 F SI 93 C SI 94 F SL 89 S CU 84 1-3 K		X SI 92 0-0 G5-4-3 1-2f			X SL 87 0-0 G5-3		3	0	0	0	0	1	1
5 Brad Miller, L (1, 6) OBP: 0.274, SLG: 0.320			X SI 94 0-0 L5			C CH 84 B SL 88 X CH 86 1-1 G4-3			C CU 82 X SL 88 0-1 G3	3	0	0	0	0	0	0
99 James Jones, L (1, 8) OBP: 0.287, SLG: 0.313			C SI 93 B SL 90 S CH 85 S CU 84 1-3 K			C SI 93 S SL 88 S CU 84 0-3 K2-3			X SI 93 0-0 G5-3	3	0	0	0	0	2	0
Inning Stats	R: 0 E: 0 K: 0 S: 8 H: 0 LOB: 0 BB: 0 P: 8	R: 0 E: 0 K: 0 S: 12 H: 1 LOB: 0 BB: 0 P: 15	R: 0 E: 0 K: 2 S: 8 H: 0 LOB: 0 BB: 0 P: 10	R: 0 E: 1 K: 1 S: 11 H: 1 LOB: 1 BB: 0 P: 12	R: 0 E: 0 K: 1 S: 5 H: 1 LOB: 0 BB: 0 P: 8	R: 0 E: 0 K: 1 S: 6 H: 0 LOB: 0 BB: 0 P: 7	R: 0 E: 0 K: 2 S: 8 H: 0 LOB: 0 BB: 0 P: 11	R: 0 E: 0 K: 1 S: 5 H: 0 LOB: 0 BB: 0 P: 6	R: 0 E: 0 K: 0 S: 6 H: 0 LOB: 0 BB: 0 P: 8	1B: 3 2B: 0 3B: 0 HR: 0	SF: 0 SAC: 0 DP: 2 HBP: 0					

AB	28
R	0
H	3
RBI	0
BB	0
SO	8
LOB	3

WP: 0 PB: 0 SB: 0 CS: 0 PA: 28

PITCHER	IP	WLS	BF	H	R	ER	SO	BB	IBB	HBP	BLK	WP	HR	S	P	ERA	WHIP
28 Corey Kluber, R (1, 1) ERA: 2.61	9.0	W	28	3	0	0	8	0	0	0	0	0	0	69	85	0.00	0.333

PITCHER	IP	WLS	BF	H	R	ER	SO	BB	IBB	HBP	BLK	WP	HR	S	P	ERA	WHIP

BOTTOM

Seattle Mariners @ Cleveland Indians

Progressive Field, Cleveland, OH

Wed Jul 30 2014, 7:08 PM - 9:18 PM EDT

Att. 14,863 - Clear - 72 F

livebaseballscorecards.com

Batter	1	2	3	4	5	6	7	8	9	AB	R	H	RBI	BB	SO	LOB
22 Jason Kipnis, L (1, 4) OBP: 0.321, SLG: 0.343	X FF 92 0-0 ① F7			C CU 80 B CH 88 F CH 88 B CH 90 F CU 82 B CH 90 X CH 89 3-2 ① G4-3	F CU 81 B SI 91 D CH 90 F SI 93 S CH 90 2-3 ③ K 1-2			C FF 86 C FF 89 B FF 90 B SL 78 B FF 89 X FF 87 3-2 ① F8		4	0	0	0	0	1	2
Asdrúbal Cabrera, S (1, 6) OBP: 0.305, SLG: 0.386	B SI 92 C CU 80 F CU 80 X FF 92 1-2 ② G4-3			F SI 94 S CH 90 F FF 94 S SI 91 0-3 ② K		B CH 90 C SI 91 F CU 79 F CH 90 B SI 91 X CH 89 2-2 ① G4-3		C SI 85 B SI 84 B SI 86 X SI 84 2-1 ② P4		4	0	0	0	0	1	0
23 Michael Brantley, L (1, 8) OBP: 0.374, SLG: 0.498	C SI 93 B CU 80 X CH 89 1-1 ③ G4-1			B CU 82 B CH 89 C SI 94 C CU 81 B FF 94 F FF 94 C FF 94 3-3 ③ K		C SI 92 B FF 93 F CH 88 B CH 89 B CU 82 D FF 93 4-2 BB		X SL 79 0-0 ③ G4-3		3	0	0	0	1	1	0
41 Carlos Santana, S (1, 3) OBP: 0.370, SLG: 0.451		X FF 92 0-0 ① F7			C CU 80 B CH 88 B SI 93 B CU 82 F FF 93 B FF 94 4-2 8 2B 7 FC3-2 BB	F SI 92 X CH 88 0-1 ② P2				2	0	0	0	1	0	1
8 Lonnie Chisenhall, L (1, 5) OBP: 0.380, SLG: 0.478		C SI 92 X CH 89 0-1 ② F7			L FF 92 B CH 88 B CH 89 C CH 89 X FF 94 2-2 7 FC3-2 10 2B 1-3 2B	1 SAFE B CU 79 F SI 91 F CH 89 X CH 89 1-2 ③ G5-3				3	1	1	0	0	0	1
33 Nick Swisher, S (1, 10) OBP: 0.281, SLG: 0.340		C SI 93 S CU 82 X SI 93 0-2 ③ F7			B CU 81 X CH 88 1-0 7 FC3-2 10 2B 1B		X SI 91 0-0 7 G4-3 1B			3	1	2	0	0	0	0
7 David Murphy, L (1, 9) OBP: 0.310, SLG: 0.361			B SI 91 C SI 92 X CU 80 1-1 ① G4-3		B CH 90 X SI 93 1-0 ① FC3-2 10 2B 38 FC3-2 1-2 2-3 3-Hf		C CH 88 C CU 81 F CH 89 X CH 88 0-2 ① G4-3 1-2			3	0	0	0	0	0	4
10 Yan Gomes, R (1, 2) OBP: 0.323, SLG: 0.468			C SI 93 B CH 89 B CH 90 S CH 90 X FF 94 2-2 ② F9		B CH 90 C SI 94 D SI 91 X SI 94 2-1 38 FC3-2 1-3 2-H 3-H 2B		B SL 86 X SI 91 1-0 ② G5-3			3	0	1	2	0	0	1
38 Chris Dickerson, L (1, 7) OBP: 0.375, SLG: 0.460			C CU 81 B CH 90 B CH 90 F CU 79 S CH 90 2-3 ③ K		S CU 82 D CH 89 X CH 90 1-1 ② FC3-2 22 S 2-3 3-H		B CU 81 B CH 89 S CH 89 S CU 80 B CH 90 S CH 89 3-3 ③ K			3	0	0	0	0	2	3

	AB	28
	R	2
	H	4
	RBI	2
	BB	2
	SO	5
	LOB	12

Inning Stats																								
	R: 0 E: 0 K: 0 S: 6	H: 0 LOB: 0 BB: 0 P: 8	R: 0 E: 0 K: 0 S: 6	H: 0 LOB: 0 BB: 0 P: 6	R: 0 E: 0 K: 1 S: 8	H: 0 LOB: 0 BB: 0 P: 13	R: 0 E: 0 K: 2 S: 12	H: 0 LOB: 0 BB: 0 P: 18	R: 2 E: 0 K: 1 S: 14	H: 3 LOB: 2 BB: 1 P: 27	R: 0 E: 0 K: 0 S: 11	H: 0 LOB: 1 BB: 1 P: 18	R: 0 E: 0 K: 1 S: 9	H: 1 LOB: 1 BB: 0 P: 13	R: 0 E: 0 K: 0 S: 6	H: 0 LOB: 0 BB: 0 P: 11	1B: 2 2B: 2 3B: 0 HR: 0	SF: 0 SAC: 0 DP: 0 HBP: 0	WP: 0 PB: 0 SB: 1 CS: 0	PA: 30				

PITCHER	IP	WLS	BF	H	R	ER	SO	BB	IBB	HBP	BLK	WP	HR	S	P	ERA	WHIP
34 Félix Hernández, R (1, 1) ERA: 2.01	7.0	L	27	4	2	2	5	2	0	0	0	0	0	66	103	2.57	0.857
97 Joe Beimel, L (8, 1) ERA: 1.35	1.0		3	0	0	0	0	0	0	0	0	0	0	6	11	0.00	0.000

PITCHER	IP	WLS	BF	H	R	ER	SO	BB	IBB	HBP	BLK	WP	HR	S	P	ERA	WHIP

Seattle Mariners @ Cleveland Indians

Progressive Field, Cleveland, OH

Thu Jul 31 2014, 7:09 PM - 10:40 PM EDT

Att. 16,336 - Partly Cloudy - 76 F

TOP

livebaseballscorecards.com

Batter	1	2	3	4	5	6	7	8	9	AB	R	H	RBI	BB	SO	LOB
13 Dustin Ackley, L (1, 7) OBP: 0.301, SLG: 0.375	G4-3		HR	BB		FC4			K	4	1	1	2	1	1	1
1 Chris Taylor, R (1, 6) OBP: 0.389, SLG: 0.471	22 G6-3 1B		22 2B 1B	G4-3			K		K	5	1	2	0	0	2	2
22 Robinson Canó, L (1, 4) OBP: 0.389, SLG: 0.453	G6-3		21 G3 2B		21 S 1B		G6-3		L8	5	0	2	1	0	0	1
21 Kendrys Morales, S (1, 10) OBP: 0.246, SLG: 0.301		15 1B 20 SF9 2B	G3		K		G6-3			4	1	1	0	0	1	2
15 Kyle Seager, L (1, 5) OBP: 0.348, SLG: 0.486		27 FC6-4 1B	F8		P5			3 HR BB		3	1	1	0	1	0	2
3 Mike Zunino, R (1, 2) OBP: 0.262, SLG: 0.438		P3	F8		K			1-H HR		4	1	1	2	0	1	4
20 Logan Morrison, L (1, 3) OBP: 0.259, SLG: 0.333		SF9 3-H	13 BB 1B			K2-3		L9		3	0	1	1	0	1	0
27 Corey Hart, R (1, 9) OBP: 0.283, SLG: 0.320 99 James Jones, L (8, 8) OBP: 0.287, SLG: 0.313		FC6-4 1-2f		L7		G4-3		K		4 0	0 0	0 0	0 0	0 0	1 0	2 0
9 Endy Chavez, L (1, 8) OBP: 0.284, SLG: 0.342 (8, 9)			13 HR 1B	P4		13 FC4 1B		K		4	1	2	0	0	1	1

	AB	36
	R	6
	H	11
	RBI	6
	BB	2
	SO	8
	LOB	15

Inning Stats																								
	R: 0	H: 1	R: 1	H: 2	R: 3	H: 4	R: 0	H: 1	R: 0	H: 1	R: 0	H: 1	R: 0	H: 0	R: 2	H: 1	R: 0	H: 0	1B: 7	SF: 1	WP: 0	PA: 39
	E: 0	LOB: 0	E: 0	LOB: 1	E: 0	LOB: 1	E: 0	LOB: 2	E: 0	LOB: 1	E: 0	LOB: 0	E: 0	LOB: 0	E: 0	LOB: 0	E: 0	LOB: 0	2B: 2	SAC: 0	PB: 0	
	K: 0	BB: 0	K: 0	BB: 0	K: 0	BB: 1	K: 0	BB: 1	K: 2	BB: 0	K: 1	BB: 0	K: 1	BB: 0	K: 2	BB: 1	K: 2	BB: 0	3B: 0	DP: 1	SB: 1	
	S: 11	P: 14	S: 14	P: 17	S: 15	P: 25	S: 10	P: 17	S: 17	P: 25	S: 11	P: 15	S: 10	P: 18	S: 11	P: 20	S: 10	P: 14	HR: 2	HBP: 0	CS: 0	

PITCHER		IP	WLS	BF	H	R	ER	SO	BB	IBB	HBP	BLK	WP	HR	S	P	ERA	WHIP
34 Zach McAllister, R ERA: 5.91	(1, 1)	3.1		17	8	4	4	0	0	0	0	0	0	1	46	64	10.80	2.400
50 Nick Hagadone, L ERA: 2.45	(4, 1)	1.1		6	1	0	0	1	1	0	0	0	0	0	18	28	0.00	1.500
48 Scott Atchison, R ERA: 2.87	(5, 1)	1.0		4	1	0	0	2	0	0	0	0	0	0	11	16	0.00	1.000
35 Marc Rzepczynski, L ERA: 3.38	(6, 1)	1.1		4	0	0	0	1	0	0	0	0	0	0	13	23	0.00	0.000
27 Bryan Shaw, R ERA: 2.94	(8, 1)	0.2	L	4	1	2	2	1	1	0	0	0	0	1	7	14	27.00	3.000

PITCHER		IP	WLS	BF	H	R	ER	SO	BB	IBB	HBP	BLK	WP	HR	S	P	ERA	WHIP
57 Kyle Crockett, L ERA: 1.5	(8, 1)	0.2		2	0	0	0	2	0	0	0	0	0	0	7	9	0.00	0.000
37 Cody Allen, R ERA: 1.97	(9, 1)	0.2		2	0	0	0	1	0	0	0	0	0	0	7	11	0.00	0.000

Batter	1	2	3	4	5	6	7	8	9	AB	R	H	RBI	BB	SO	LOB
22 Jason Kipnis, L (1, 4) OBP: 0.322, SLG: 0.356	B FF 84 B FF 83 C FF 84 F FF 84 X FF 84 2-2 11 SH1-3 23 1B 2B		B FF 83 B FF 83 B FF 84 C FF 82 C FF 83 F FF 84 X FF 84 3-2 1-H HR		B FF 83 C SL 77 X CH 77 1-1 ① P4		C FF 91 B SL 82 X FF 92 1-1 ① L6	C FF 96 F FF 95 S SL 90 0-3 ③ K		5	2	2	2	0	1	0
11 José Ramírez, S (1, 6) OBP: 0.220, SLG: 0.208	B FF 82 X FF 82 1-0 ① SH1-3 2-3		C SL 74 C SL 79 X SL 77 0-2 ① F8		B FF 84 X FF 84 1-0 ② F8		B SL 81 F FF 92 S FF 92 B SL 82 X FF 91 2-2 23 WP 41 1B 1B		B SI 90 C SI 91 B CH 81 X SI 91 2-1 ① G4-3	4	1	1	0	0	0	0
23 Michael Brantley, L (1, 8) OBP: 0.378, SLG: 0.504	B FF 84 X FF 85 1-0 41 G4-3 3-H 1B		B SL 76 X CH 78 1-0 41 SF9 3B		B SL 78 F FF 84 F SL 77 B SL 77 B CH 77 B SL 78 4-2 41 S BB		B SL 81 B FF 92 B FF 91 B FF 91 4-0 8 L1-3 41 1B 1-2 BB		F SI 92 F SI 95 F FF 97 B CH 84 S CH 84 1-3 ② K	3	1	2	1	2	1	0
41 Carlos Santana, S (1, 3) OBP: 0.370, SLG: 0.451	1 SAFE C SL 78 B SL 77 B FF 83 B FF 83 F FF 82 X FF 83 3-2 ② G4-3 1-2		C SL 77 B FF 85 X SL 78 1-1 ② SF9 3-H		C FF 83 X SL 77 0-1 ③ F9 1-2		T FC 88 B CH 83 C SI 93 X SI 94 1-2 8 L1-3 1-2 2-H 1B		C CH 82 S CH 83 X FF 97 0-2 1B	4	0	2	2	0	0	2
8 Lonnie Chisenhall, L (1, 5) OBP: 0.374, SLG: 0.471	C FF 83 T FF 83 S FF 84 0-3 ③ K		S FF 85 X FF 85 0-1 ③ P4		B FF 85 B FF 85 B FF 84 C FF 83 C FF 84 F SL 77 F SL 78 F FF 85 F SL 78 3-2 ① F7		S FC 90 X CH 85 0-1 ② L1-3 1-2 2-3		S CH 83 F SI 97 S CH 84 0-3 ③ K	5	0	0	0	0	2	4
33 Nick Swisher, S (1, 10) OBP: 0.283, SLG: 0.343		B FF 82 B FF 83 C FF 83 X FF 84 2-1 ① F7		S SL 75 S SL 77 F FF 85 X SL 77 0-2 ① F8		C FF 84 B CH 78 F CH 79 F FF 85 B SL 78 X SL 78 2-2 2B	B CH 80 B SI 87 C CH 81 D SI 86 B CH 81 4-1 BB			3	0	1	0	1	0	0
7 David Murphy, L (1, 9) OBP: 0.313, SLG: 0.363		B FF 83 B FF 84 C FF 83 X FF 84 2-1 10 G6-4-3 1B		B FF 84 B SL 78 B FF 85 C FF 83 X FF 84 3-1 ② P2		B SI 94 B SI 96 C FC 92 X FF 93 2-1 1B	F FF 88 X FF 89 0-1 ③ G4-3			4	0	2	0	0	0	3
10 Yan Gomes, R (1, 2) OBP: 0.322, SLG: 0.469	C FF 83 F SL 76 F FF 83 X SL 77 0-2 ②③ G6-4-3 1-2f			S CL 76 S SL 79 B SL 78 X FF 86 1-2 2B		S SL 87 F FF 94 F SL 84 S SL 87 0-3 ② K		B SL 90 C FF 96 B FF 96 X FF 96 2-1 ① F9		4	0	1	0	0	1	3
38 Chris Dickerson, L (1, 7) OBP: 0.375, SLG: 0.460 4 Mike Aviles, R (3, 7) OBP: 0.285, SLG: 0.336			B FF 85 B FF 84 B FF 85 C FF 84 F FF 84 B FF 85 4-2 22 HR BB	C SL 77 X SL 77 0-1 ③ P3		D FF 94 B FC 87 F FF 96 X FF 96 2-1 ③ G4-3		B FF 97 B SL 90 C FF 97 B SL 93 F FF 97 F FF 96 X FF 96 3-2 ② G6-3		0 3	0 1	0 0	0 0	0 1	0 0	0 3
Inning Stats	R: 1 H: 2 E: 0 LOB: 1 K: 1 BB: 0 S: 11 P: 18	R: 0 H: 1 E: 0 LOB: 0 K: 0 BB: 0 S: 8 P: 12	R: 3 H: 2 E: 0 LOB: 0 K: 0 BB: 1 S: 14 P: 23	R: 0 H: 1 E: 0 LOB: 1 K: 0 BB: 0 S: 11 P: 15	R: 0 H: 0 E: 0 LOB: 1 K: 0 BB: 1 S: 7 P: 13	R: 0 H: 2 E: 0 LOB: 2 K: 1 BB: 0 S: 22 P: 31	R: 1 H: 2 E: 0 LOB: 3 K: 0 BB: 2 S: 13 P: 25	R: 0 H: 0 E: 0 LOB: 0 K: 2 BB: 0 S: 9 P: 14	R: 0 H: 1 E: 0 LOB: 1 K: 0 BB: 0 S: 12 P: 15	1B: 6 SF: 1 2B: 3 SAC: 1 3B: 1 DP: 1 HR: 1 HBP: 0						WP: 1 PA: 41 PB: 0 SB: 1 CS: 0

PITCHER		IP	WLS	BF	H	R	ER	SO	BB	IBB	HBP	BLK	WP	HR	S	P	ERA	WHIP
53 Chris Young, R ERA: 3.19	(1, 1)	5.1		24	7	4	4	1	2	0	0	0	0	1	65	100	6.75	1.688
52 Dominic Leone, R ERA: 2.27	(6, 1)	0.2		3	1	0	0	1	0	0	0	0	0	0	8	12	0.00	1.500
41 Charlie Furbush, L ERA: 4.06	(7, 1)	0.1		3	1	1	1	0	1	0	0	0	1	0	5	12	27.00	6.000
40 Danny Farquhar, R ERA: 2.68	(7, 1)	0.1		2	1	0	0	0	0	0	0	0	0	0	5	6	0.00	3.000
97 Joe Beimel, L ERA: 1.34	(7, 1)	0.1	W	2	0	0	0	0	1	0	0	0	0	0	3	7	0.00	3.000

PITCHER		IP	WLS	BF	H	R	ER	SO	BB	IBB	HBP	BLK	WP	HR	S	P	ERA	WHIP
37 Brandon Maurer, R ERA: 5.11	(8, 1)	1.0	H	3	0	0	0	1	0	0	0	0	0	0	9	14	0.00	0.000
56 Fernando Rodney, R ERA: 2.06	(9, 1)	1.0	S	4	1	0	0	2	0	0	0	0	0	0	12	15	0.00	1.000

BOTTOM

Seattle Mariners @ Cleveland Indians

Progressive Field, Cleveland, OH

Thu Jul 31 2014, 7:09 PM - 10:40 PM EDT

Att. 16,336 - Partly Cloudy - 76 F

livebaseballscorecards.com

AB	35
R	5
H	11
RBI	5
BB	4
SO	5
LOB	15

Batter	1	2	3	4	5	6	7	8	9	AB	R	H	RBI	BB	SO	LOB
17 Shin-Soo Choo, L (1, 9) OBP: 0.352, SLG: 0.363 19 Daniel Robertson, R (7, PR) OBP: 0.308, SLG: 0.310 (7, 9)	B FF 91 B FF 93 C FF 95 C FF 95 X FF 96 2-2 ① F7		B FF 94 X FF 95 1-0 ② G3		X SL 89 0-0 ② L3		B FF 89 S FF 88 B SL 80 F FF 90 B FF 91 X FF 90 3-2 1 1B 1B		B FF 97 C FF 97 B FF 98 X FF 97 2-1 1 DI 1 1B 1B	4 1	0 1	1 1	0 1	0 0	0 0	0 0
1 Elvis Andrus, R (1, 6) OBP: 0.319, SLG: 0.345	C FF 96 F FF 96 B FF 98 X FF 98 1-2 ② G4-3		C SL 88 C FF 96 F FF 97 B SL 86 B FF 97 B SL 88 B SL 87 4-2 BB		C FF 94 B FF 97 S CH 85 F FF 98 B FF 97 X SL 88 2-2 ③ L4		B FF 88 B FF 88 X FF 88 2-0 1-2 1B		D SL 87 B FF 96 C FF 97 X FF 97 2-1 1-H DI 1B	4	0	2	1	1	0	0
Alex Rios, R (1, 10) OBP: 0.331, SLG: 0.425	C FF 96 X SL 88 0-1 ③ G1		B FF 97 1 SAFE X FF 95 1-0 ③ F8			C FF 92 B FF 95 C FF 94 C FF 96 1-3 ① K	B FF 98 F FF 97 F FF 98 D SL 90 X SL 88 2-2 ③ G5-3		B CU 85 C SL 86 S FF 94 D SL 87 B SL 87 F SI 95 F FF 97 F FF 96 X FF 96 3-2 ③ P6 1-2	5	0	0	0	0	1	4
29 Adrián Beltré, R (1, 5) OBP: 0.374, SLG: 0.516 9 Adam Rosales, R (6, 5) OBP: 0.357, SLG: 0.440		B FF 92 B FF 95 B FF 95 C FF 95 B FF 97 4-1 35 BB 61 1B BB		T FF 92 B CH 82 X SL 88 1-1 1B		T FF 96 B FF 96 F FF 95 B FF 97 X FF 97 2-2 7 HBP 1B		X FF 97 0-0 35 FC5-4 1B		2 1	0 0	2 1	0 0	1 0	0 0	0 0
35 James Adduci, L (1, 7) OBP: 0.339, SLG: 0.327		B FF 95 S FF 94 B FF 95 B FF 94 F FF 95 B FF 96 4-2 61 1B 1-2 BB		F SI 91 F SL 87 T FF 96 0-2 ① K		C FF 95 F CH 85 S SL 88 0-3 ② K		B FF 96 F FF 96 B FF 97 T FF 96 X FF 98 2-2 ① FC5-4 1-2f		3	0	0	0	1	2	3
7 J.P. Arencibia, R (1, 3) OBP: 0.233, SLG: 0.391		C SL 88 F SL 87 F FF 96 B FF 97 F SL 87 S CH 86 1-3 ① K		X FF 95 0-0 ② L9		F FF 96 H FF 95 1-1 1-2 HBP		S SL 88 B SL 87 B FF 97 F SL 87 B FF 97 F FF 96 F SL 88 C SL 88 3-3 ② K		3	0	0	0	0	2	4
2 Leonys Martin, L (1, 8) OBP: 0.317, SLG: 0.366		F CH 83 F FF 97 F CH 86 F SL 88 F FF 97 F CH 86 B FF 96 B CH 86 X FF 98 2-2 ② F5		C SL 86 X FF 94 0-1 ③ F7		B FF 91 B FF 95 C FF 95 S FF 95 F FF 96 X SL 84 2-2 ③ F8		B FF 97 S FF 96 X CH 89 1-1 ③ G1-3		4	0	0	0	0	0	6
61 Robinson Chirinos, R (1, 2) OBP: 0.272, SLG: 0.405		C FF 96 X FF 96 0-1 ③ 1-2 2-H 1B			C FF 91 C SL 85 F FF 95 F CH 83 B SI 94 X FF 95 1-2 E9 12 G4-3 2B		C FF 89 F FF 90 B FF 91 F SL 80 X SL 80 1-2 ① G6-3		X FF 96 0-0 ① G4-3	4	1	2	0	0	0	0
12 Rougned Odor, L (1, 4) OBP: 0.295, SLG: 0.379			X FF 92 0-0 ① P5		C FF 94 X CH 84 0-1 ① G4-3 3-H		C FF 90 F FF 90 B FF 90 F SL 81 B FF 90 F SL 79 C SL 80 2-3 ② K		C FF 96 F CH 90 X FF 98 0-2 ② G3-1	4	0	0	1	0	1	0
Inning Stats	R: 0 E: 0 K: 0 S: 8 H: 0 LOB: 0 BB: 0 P: 11	R: 0 E: 0 K: 1 S: 17 H: 1 LOB: 2 BB: 2 P: 28	R: 0 E: 0 K: 0 S: 6 H: 0 LOB: 1 BB: 1 P: 12	R: 0 E: 0 K: 1 S: 8 H: 1 LOB: 1 BB: 0 P: 9	R: 1 E: 1 K: 0 S: 12 H: 1 LOB: 0 BB: 0 P: 15	R: 0 E: 0 K: 2 S: 14 H: 1 LOB: 2 BB: 0 P: 20	R: 0 E: 0 K: 1 S: 16 H: 2 LOB: 2 BB: 0 P: 26	R: 0 E: 0 K: 1 S: 11 H: 1 LOB: 1 BB: 0 P: 17	R: 1 E: 0 K: 0 S: 14 H: 2 LOB: 1 BB: 0 P: 21	1B: 8 2B: 1 3B: 0 HR: 0 SF: 0 SAC: 0 DP: 0 HBP: 1						

PITCHER		IP	WLS	BF	H	R	ER	SO	BB	IBB	HBP	BLK	WP	HR	S	P	ERA	WHIP
31 Danny Salazar, R ERA: 4.45	(1, 1)	6.0	W	25	4	1	0	4	3	0	1	0	0	0	65	95	0.00	1.167
57 Kyle Crockett, L ERA: 1.45	(7, 1)	0.2		4	2	0	0	1	0	0	0	0	0	0	13	21	0.00	3.000
49 Austin Adams, R ERA: 10.8	(7, 1)	1.1		5	1	0	0	1	0	0	0	0	0	0	14	22	0.00	0.750
59 Carlos Carrasco, R ERA: 3.69	(9, 1)	1.0		5	2	1	1	0	0	0	0	0	0	0	14	21	9.00	2.000

PITCHER	IP	WLS	BF	H	R	ER	SO	BB	IBB	HBP	BLK	WP	HR	S	P	ERA	WHIP

TOP

Texas Rangers @ Cleveland Indians

Progressive Field, Cleveland, OH

Fri Aug 01 2014, 7:12 PM - 10:34 PM EDT

Att. 27,009 - Clear - 76 F

livebaseballscorecards.com

AB	35
R	2
H	9
RBI	2
BB	3
SO	6
LOB	17

PA: 39

WP: 0
PB: 0
SB: 0
CS: 0

Texas Rangers @ Cleveland Indians

Progressive Field, Cleveland, OH

Fri Aug 01 2014, 7:12 PM - 10:34 PM EDT

Att. 27,009 - Clear - 76 F

BOTTOM

livebaseballscorecards.com

Batter	1	2	3	4	5	6	7	8	9	AB	R	H	RBI	BB	SO	LOB
22 Jason Kipnis, L (1, 4) OBP: 0.323, SLG: 0.355 11 José Ramírez, S (7, 4) OBP: 0.220, SLG: 0.208	B FF 90 X SI 91 1-0 4 FC1-6 1B	B SI 91 B CH 86 C FF 91 D SL 81 F SI 91 T FC 89 3-2 ③ K		X CH 84 0-0 ② F7	B SL 88 C SI 94 B SL 87 B SL 88 D SL 88 4-1 4 WP 4 1B BB	C SL 85 B SI 92 X SL 85 1-1 ③ FC4 1-2f				4 1 1 0 1 1 5 0 0 0 0 0 0 0						
4 Mike Aviles, R (1, 6) OBP: 0.291, SLG: 0.339	C SI 91 ① 1 SAFE C FF 90 B FF 91 1 SAFE X SI 90 1-2 FC1-6 23 2B 1-2f		B SL 83 C SI 92 B FF 92 B FF 91 B FF 93 4-1 23 1B 41 1B BB	C FF 92 F SI 92 X FF 92 0-2 23 1B 1-3 2-H 1B	B SI 94 B SI 95 B SI 94 B SI 96 F FF 94 X FF 96 3-2 1-H 2-H 3-H 1B		B SI 90 F SI 90 X SI 91 1-1 ① F8			4 2 2 3 1 0 1						
23 Michael Brantley, L (1, 8) OBP: 0.382, SLG: 0.509 55 Roberto Pérez, R (6, 2) OBP: 0.300, SLG: 0.474	X SI 90 0-0 1-H 2B		X SI 90 0-0 41 1B 8 G3-6-3 1-2 1B	B SL 80 X FF 90 1-0 ③ 1-3 3-H 1B	B SL 88 X SL 87 1-0 ② F7		S FF 91 B FF 92 C SL 84 B FF 92 S SL 83 2-3 ② K			4 1 3 2 0 0 1 1 0 0 0 0 1 0						
41 Carlos Santana, S (1, 3) OBP: 0.373, SLG: 0.450	B SL 80 B CH 86 B SI 92 B FF 92 4-0 BB		B FF 91 X SI 92 1-0 8 G3-6-3 1-3 2-H 1B		C CU 75 4-2 S CH 83 F FF 90 C CH 84 B SI 93 B SI 92 33 1B 8 1B 10 1B BB B FF 93 X SI 94 1-0 ③ L9		B SI 92 B SI 91 F FF 92 B SI 91 F SI 91 F SI 92 S FF 92 3-3 ③ K			3 1 1 1 2 1 1						
8 Lonnie Chisenhall, L (1, 5) OBP: 0.375, SLG: 0.479	X SI 90 0-0 ② L7		B SI 92 X FF 91 1-0 ①② G3-6-3 1-2f 3-H		C FF 91 X FC 89 0-1 10 1B 33 1B 7 2B 1-2 1B	B SI 92 B FF 90 C SI 91 X SL 85 2-1 HR		X SI 91 0-0 ① P5		5 2 2 1 0 0 3						
33 Nick Swisher, S (1, 10) OBP: 0.282, SLG: 0.341	D CH 86 T FF 91 F FF 92 C SI 93 1-3 ③ K		B CH 86 C CH 84 B SI 92 F CH 86 B FF 93 X FC 90 3-2 ③ F9		F CH 85 C FF 91 D SL 83 F FC 91 X FF 91 1-2 10 1B 7 2B 1-2 2-3 1B	B SL 85 B SI 91 F FF 92 X SL 83 2-1 ① P6		B SI 90 F SI 91 F SI 87 C SL 83 1-3 ② K		5 1 1 0 0 2 2						
10 Yan Gomes, R (1, 2) OBP: 0.322, SLG: 0.467 62 Tyler Holt, R (6, 8)		C FF 92 X SI 92 0-1 ① G4-3		S SI 90 B FF 92 B FF 91 B FC 89 X FF 90 3-1 ① F8	F SI 92 B SI 92 S SI 91 X SI 93 1-2 7 2B 4 WP 1-2 2-3 3-H 1B	B SL 83 F FF 91 B SL 85 H SI 90 3-1 7 1B 7 BLK HBP		F SI 91 S SI 91 C SL 84 0-3 ③ K		3 1 1 1 0 0 0 1 0 0 0 0 1 0						
7 David Murphy, L (1, 9) OBP: 0.320, SLG: 0.376		C SI 91 B FF 91 X FF 92 1-1 9 FC5-6 2B		S FF 90 B FF 93 B SL 83 X SI 92 2-1 9 1B 4 1B 1B	C FF 91 F SI 92 F SL 83 X SL 82 0-2 4 WP 4 1B 1-3 2-H 3-H 2B	B FF 92 C SI 91 F FF 91 F SL 87 F SL 85 X SI 92 1-2 22 FC4 1-3 1B				4 2 4 2 0 0 0						
9 Ryan Raburn, R (1, 7) OBP: 0.249, SLG: 0.287		C FC 90 X FC 89 0-1 ② FC5-6 2-3		B SI 91 1 SAFE F FF 89 1 SAFE B SI 91 F FC 88 1 SAFE B FF 89 X FC 88 3-2 4 1B 23 1B 1-2 1B	B SI 94 X SI 93 1-0 ① G6-3	C SL 84 S FF 92 C FF 92 0-3 ② K				4 1 1 0 0 1 5						
Inning Stats	R: 1 E: 0 K: 1 S: 9 H: 2 LOB: 2 BB: 1 P: 16	R: 0 E: 0 K: 1 S: 9 H: 1 LOB: 1 BB: 0 P: 13	R: 2 E: 0 K: 0 S: 7 H: 2 LOB: 0 BB: 1 P: 16	R: 2 E: 0 K: 0 S: 12 H: 4 LOB: 2 BB: 0 P: 21	R: 6 E: 0 K: 0 S: 22 H: 5 LOB: 1 BB: 2 P: 38	R: 1 E: 0 K: 1 S: 15 H: 2 LOB: 2 BB: 0 P: 24	R: 0 E: 0 K: 2 S: 9 H: 0 LOB: 0 BB: 0 P: 15	R: 0 E: 0 K: 2 S: 7 H: 0 LOB: 0 BB: 0 P: 8		1B: 12 2B: 3 3B: 0 HR: 1 SF: 0 SAC: 0 DP: 1 HBP: 1						

PITCHER	IP	WLS	BF	H	R	ER	SO	BB	IBB	HBP	BLK	WP	HR	S	P	ERA	WHIP
44 Jerome Williams, R (1, 1) ERA: 6.71	4.0	L	26	13	10	10	2	3	0	0	0	0	0	52	87	22.50	4.000
57 Nate Adcock, R (5, 1) ERA: 6.75	1.0		5	1	1	1	0	1	0	0	0	1	0	7	17	9.00	2.000
35 Phil Klein, R (6, 1) ERA: 9.0	1.0		6	2	1	1	1	0	0	1	1	0	1	15	24	9.00	2.000
25 Scott Baker, R (7, 1) ERA: 5.84	2.0		6	0	0	0	4	0	0	0	0	0	0	16	23	0.00	0.000

PITCHER	IP	WLS	BF	H	R	ER	SO	BB	IBB	HBP	BLK	WP	HR	S	P	ERA	WHIP

AB	38
R	12
H	16
RBI	10
BB	4
SO	7
LOB	18

WP: 1 PA: 43
PB: 0
SB: 0
CS: 0

Texas Rangers @ Cleveland Indians

Progressive Field, Cleveland, OH

Sat Aug 02 2014, 7:07 PM - 10:06 PM EDT

Att. 28,285 - Cloudy - 70 F

livebaseballscorecards.com

TOP

Batter	1	2	3	4	5	6	7	8	9	AB	R	H	RBI	BB	SO	LOB
17 Shin-Soo Choo, L (1, 10) OBP: 0.349, SLG: 0.359	B SI 90 B SI 90 C SI 90 F SI 91 F SI 92 X SI 91 2-2 E4		B CU 75 C SI 90 B CU 77 C SI 91 F SI 92 B CU 79 F SI 92 C SL 87 3-3 ② K		C SI 88 C SI 92 1 SAFE S SL 85 0-3 ③ K		B FF 95 C FF 93 F FF 95 1 SAFE S SL 80 1-3 ③ K			4	0	0	0	0	3	2
1 Elvis Andrus, R (1, 6) OBP: 0.320, SLG: 0.345	B SI 90 C SI 91 1 SAFE X SI 90 1-1 ① F9		F SI 92 B CH 81 B SL 82 F SI 91 X SI 92 2-2 1B			C SI 87 B SI 89 B CU 75 S CH 81 B SI 91 B CH 80 4-2 29 G3 7 FC5-2-5-1 1B BB		B FC 92 X FC 92 1-0 ① G4-3		3	0	1	0	1	0	1
Alex Rios, R (1, 9) OBP: 0.330, SLG: 0.423	C SI 90 F CH 82 C SI 89 0-3 ② K		F CH 82 1 SAFE B SI 91 B CH 82 1 SAFE 1 SAFE F CH 82 X SL 83 2-2 ③ G5-3			F SI 89 1 SAFE F SI 89 X SI 89 0-2 7 FC5-2-5-1 29 G3 1-2 1B		C SL 81 B FC 94 F SL 82 B FC 95 F SL 82 X FC 92 2-2 ② G6-3		4	0	1	0	0	1	2
29 Adrian Beltré, R (1, 5) OBP: 0.370, SLG: 0.511	B SI 90 B SI 91 X SI 91 2-0 ③ G4-3			C CU 75 X SI 90 0-1 ① G4-3		C SL 86 X SL 86 0-1 ① G3 1-2 2-3		B FC 92 C SL 82 S FC 93 F SL 83 B SL 84 B FC 95 X FC 94 3-2 ③ G4-3		4	0	0	0	0	0	3
7 J.P. Arencibia, R (1, 3) OBP: 0.242, SLG: 0.389 9 Adam Rosales, R (9, PR) OBP: 0.357, SLG: 0.440		B SI 89 F CH 82 S SI 90 X SI 92 1-2 E1 1B		C SL 82 F SL 81 F SL 81 B SI 89 F SL 82 F SI 92 B CU 79 F SL 84 B SI 92 3-3 ② K		B SL 85 F SL 86 X SL 87 1-1 ② FC5-2-5-1 2-3 3-H			B KC 86 B FF 95 B FF 96 B FF 96 4-0 2 1B BB	3 0	0 0	1 0	0 0	1 0	1 0	2 0
2 Leonys Martin, L (1, 8) OBP: 0.316, SLG: 0.365		L SI 91 L SI 92 F SL 83 B SI 91 B SL 83 X SL 85 2-2 ① G5-3		B SI 91 F SI 90 F SI 92 F SI 93 S SL 86 1-3 ③ K		D CU 80 F CU 79 F SL 88 D CU 82 B CU 81 C SL 87 3-3 ③ K			B FF 96 C FF 96 S KC 87 B FF 95 F KC 87 D KC 87 X FF 96 3-2 1-2 1B	4	0	1	0	0	2	3
60 Chris Gimenez, R (1, 2) OBP: 0.327, SLG: 0.359 35 James Adduci, L (9, PH) OBP: 0.333, SLG: 0.320		B SI 92 S CH 83 C SI 90 S SL 84 1-3 ② K			X SI 89 0-0 ① G5-3		C FF 91 B SL 87 B SL 87 X SL 86 2-1 ① F9		C KC 85 D KC 87 B FF 96 C FF 96 F FF 96 F KC 86 F FF 96 S KC 87 2-3 ① K	3 1	0 0	0 0	0 0	0 0	1 1	1 2
12 Rougned Odor, L (1, 4) OBP: 0.290, SLG: 0.372		C SI 91 S SL 84 B SL 85 X SL 85 1-2 ③ G6-3			C SI 89 C CU 75 S SL 84 0-3 ② K2-3		B FF 92 S SL 88 C SL 88 X CU 81 1-2 ② G6-3		X FF 95 0-0 ② P5	4	0	0	0	0	1	3
19 Daniel Robertson, R (1, 7) OBP: 0.316, SLG: 0.311			C SI 88 C CU 75 B SL 83 F SI 92 X SI 89 1-2 ① G5-3		B SI 90 B SI 89 C SI 90 C SI 90 B SI 89 B SI 90 4-2 BB		C FF 93 X FF 93 0-1 1B		B FF 96 F FF 95 F KC 87 C FF 95 1-3 ③ K	3	0	1	0	1	1	2
Inning Stats	R: 0 E: 1 K: 1 S: 10 H: 0 LOB: 1 BB: 0 P: 15	R: 0 E: 1 K: 1 S: 13 H: 1 LOB: 1 BB: 0 P: 18	R: 0 E: 0 K: 1 S: 15 H: 1 LOB: 1 BB: 0 P: 23	R: 0 E: 0 K: 2 S: 15 H: 0 LOB: 0 BB: 0 P: 19	R: 0 E: 0 K: 2 S: 9 H: 0 LOB: 1 BB: 1 P: 13	R: 0 E: 0 K: 1 S: 12 H: 1 LOB: 2 BB: 1 P: 20	R: 0 E: 0 K: 1 S: 10 H: 1 LOB: 1 BB: 0 P: 14	R: 0 E: 0 K: 0 S: 9 H: 0 LOB: 0 BB: 0 P: 15	R: 0 E: 0 K: 2 S: 14 H: 1 LOB: 2 BB: 1 P: 24	1B: 5 2B: 0 3B: 0 HR: 0 SF: 0 SAC: 0 DP: 0 HBP: 0						

	AB	33
	R	0
	H	5
	RBI	0
	BB	3
	SO	11
	LOB	21

WP: 0 PA: 36
PB: 0
SB: 0
CS: 0

PITCHER		IP	WLS	BF	H	R	ER	SO	BB	IBB	HBP	BLK	WP	HR	S	P	ERA	WHIP
58 TJ House, L ERA: 4.09	(1, 1)	5.0		21	3	0	0	7	2	0	0	0	0	0	67	97	0.00	1.000
48 Scott Atchison, R ERA: 2.77	(6, 1)	1.2	W	6	1	0	0	1	0	0	0	0	0	0	14	21	0.00	0.600
50 Nick Hagadone, L ERA: 2.38	(7, 1)	0.1	H	1	0	0	0	1	0	0	0	0	0	0	3	4	0.00	0.000
27 Bryan Shaw, R ERA: 2.88	(8, 1)	1.0	H	3	0	0	0	0	0	0	0	0	0	0	9	15	0.00	0.000
37 Cody Allen, R ERA: 1.93	(9, 1)	1.0	S	5	1	0	0	2	1	0	0	0	0	0	14	24	0.00	2.000

PITCHER		IP	WLS	BF	H	R	ER	SO	BB	IBB	HBP	BLK	WP	HR	S	P	ERA	WHIP

Batter	1	2	3	4	5	6	7	8	9	AB	R	H	RBI	BB	SO	LOB
22 Jason Kipnis, L (1, 4) OBP: 0.322, SLG: 0.354	B SI 92 B SI 92 B SI 91 C FF 92 F SI 92 S FF 93 3-3 ① **K**		C CH 88 C CU 77 F CU 78 T FF 97 0-2 ② **K**			C CU 74 B SI 95 F CH 86 B SL 87 B SI 95 X SI 91 3-2 23 G6-3 4 SH3 8 1B 1B	C CH 86 F SL 89 F CU 78 X FF 96 0-2 ③ **L5**			4	1	1	0	0	2	0
4 Mike Aviles, R (1, 7) OBP: 0.287, SLG: 0.335	B SL 88 S SI 93 F CH 86 B SI 96 X SI 94 2-2 ② **F8**		C SI 96 X SI 96 0-1 ③ **L8**			X FF 92 0-0 ① **SH3** 1-2		C FS 89 C FF 95 X FF 96 0-2 ① **G5-3**		3	0	0	0	0	0	0
23 Michael Brantley, L (1, 8) OBP: 0.383, SLG: 0.508	B SI 94 B SI 93 X FF 92 2-0 1B			B CH 85 C CH 86 C CU 75 X FF 96 1-2 1B		C FF 94 X CH 85 0-1 ② **G6-3** 2-3		F FF 94 F FF 92 X CH 85 0-2 ② **F8**		4	0	2	0	0	0	1
41 Carlos Santana, S (1, 3) OBP: 0.374, SLG: 0.448	B CH 85 D SI 93 1 SAFE X SI 91 2-0 ③ **G4-3**			F CH 85 1 SAFE X SI 93 0-1 ① **L7**		B CU 72 B CH 85 I IN 66 I IN 61 4-0 8 1B 33 1B IBB		B SL 86 B FF 95 B FF 96 C FF 94 B FF 94 4-1 8 WP BB		2	1	0	0	2	0	2
8 Lonnie Chisenhall, L (1, 5) OBP: 0.373, SLG: 0.476		C FF 92 F FF 94 X FF 96 0-2 ① **G3**		B FF 91 X FF 90 1-0 ② **F7**		X FF 94 0-0 33 1B 1-2 3-H 1B		F FS 88 B FF 94 F SL 87 X SL 86 1-2 ③ **L8** 1-3		4	0	1	1	0	0	2
33 Nick Swisher, S (1, 10) OBP: 0.285, SLG: 0.342		B FF 95 B FF 93 S CH 85 F FF 94 F FF 94 B CU 73 B CU 71 4-2 **BB**		1 SAFE C SI 93 B SI 93 1 SAFE S CH 85 F CU 74 B SI 96 S FF 95 2-3 ③ **K**		F SI 93 S SI 94 F CU 76 X FF 97 0-2 1-3 2-H 1B				2	0	1	1	1	1	1
7 David Murphy, L (1, 9) OBP: 0.317, SLG: 0.373		F FF 92 X SI 94 0-1 ② **P6**			C CU 75 F SI 89 X FF 96 0-2 ① **G3-1**	C SI 94 X FF 94 0-1 ③ **G4-3**				3	0	0	0	0	0	3
11 José Ramírez, S (1, 6) OBP: 0.208, SLG: 0.196		C FF 92 F SI 94 B FF 94 1 SAFE S CU 75 1-3 ③ **K**			B CH 85 C CH 84 B SL 87 B FF 92 X SI 92 3-1 ② **F8**		B CU 74 S SI 92 S FF 94 F CU 77 X FF 95 1-2 ① **G6-3**			3	0	0	0	0	1	1
55 Roberto Pérez, R (1, 2) OBP: 0.261, SLG: 0.409			C FF 93 F SL 87 S FF 95 0-3 ① **K**		C CU 74 S SL 89 S SL 90 0-3 ③ **K**		F FF 94 B FF 96 C SL 88 X SI 96 1-2 ② **G4-3**			3	0	0	0	0	2	0
Inning Stats	R: 0 E: 0 K: 1 S: 8 H: 1 LOB: 1 BB: 0 P: 17	R: 0 E: 0 K: 1 S: 11 H: 0 LOB: 1 BB: 1 P: 16	R: 0 E: 0 K: 2 S: 9 H: 0 LOB: 0 BB: 0 P: 9	R: 0 E: 0 K: 1 S: 10 H: 1 LOB: 1 BB: 0 P: 14	R: 0 E: 0 K: 1 S: 8 H: 0 LOB: 0 BB: 0 P: 11	R: 2 E: 0 K: 0 S: 13 H: 3 LOB: 2 BB: 1 P: 20	R: 0 E: 0 K: 0 S: 11 H: 0 LOB: 0 BB: 0 P: 13	R: 0 E: 0 K: 0 S: 10 H: 0 LOB: 1 BB: 1 P: 15		1B: 5 2B: 0 3B: 0 HR: 0 SF: 0 SAC: 1 DP: 0 HBP: 0					WP: 2 PB: 0 SB: 0 CS: 0 PA: 32	

PITCHER		IP	WLS	BF	H	R	ER	SO	BB	IBB	HBP	BLK	WP	HR	S	P	ERA	WHIP
36 Miles Mikolas, R ERA: 7.29	(1, 1)	7.0	L	28	5	2	2	6	1	1	0	0	0	0	70	100	2.57	0.857
55 Roman Mendez, R ERA: 1.38	(8, 1)	1.0		4	0	0	0	0	1	0	0	0	1	0	10	15	0.00	1.000

PITCHER	IP	WLS	BF	H	R	ER	SO	BB	IBB	HBP	BLK	WP	HR	S	P	ERA	WHIP

BOTTOM

Texas Rangers @ Cleveland Indians

Progressive Field, Cleveland, OH

Sat Aug 02 2014, 7:07 PM - 10:06 PM EDT

Att. 28,285 - Cloudy - 70 F

livebaseballscorecards.com

AB	28
R	2
H	5
RBI	2
BB	3
SO	6
LOB	10

Batter	1	2	3	4	5	6	7	8	9	10	11	12	AB	R	H	RBI	BB	SO	LOB
17 Shin-Soo Choo, L (1, 10) OBP: 0.344, SLG: 0.354	C FF 90 X FF 91 0-1 F8 ①	S FF 94 B FF 94 B CH 82 X FF 94 2-1 SF7 ② 3-H			C CH 84 S ST 81 B KC 79 S KC 78 1-3 K ②		C CH 82 X KC 76 0-1 FC4-6-5 ②③ 1-2 2-3		B SL 84 1 SAFE S SI 92 F SI 92 1 SAFE 1 SAFE B SI 92 X SL 84 2-2 G6-3 ③			F FF 88 C FF 89 S FF 88 0-3 K ②	5	0	0	1	0	2	4
1 Elvis Andrus, R (1, 6) OBP: 0.321, SLG: 0.347	C FF 91 X FF 91 0-1 1B 2B	D SI 90 T FC 87 B ST 80 B FF 94 C FF 95 F FF 95 X FF 94 3-2 G5-3 ③			X FF 94 0-0 F9 ③			C FC 86 F ST 79 B FF 95 B KC 79 X FF 95 2-2 FC6-4 1B		C FF 95 B KC 86 B KC 86 X FF 95 2-1 G5-3 ①		C SL 85 S SL 87 1 SAFE B SL 87 D CU 80 B SL 88 F SL 88 C SL 87 3-3 K ③	6	1	2	0	0	1	2
Alex Rios, R (1, 9) OBP: 0.329, SLG: 0.421	B FF 91 C FC 86 X FF 91 1-1 1B 2-H	C FF 93 S CH 83 B FC 85 S KC 77 1-3 K ①				C CH 88 C ST 79 X FF 96 0-2 G6-3 ①		S FC 83 B FC 87 1 SAFE X CH 89 1-1 FC6-4 29 WP ① 1-2f		S FF 96 S FF 96 C KC 87 0-3 K ②			5	0	1	1	0	2	1
29 Adrian Beltré, R (1, 5) OBP: 0.370, SLG: 0.508	1 SAFE C FC 85 S CH 81 X KC 75 0-2 F7 ②	B CH 89 C CH 83 F ST 81 F FF 95 X FC 86 1-2 F9 ②				X FC 85 0-0 1B		B FC 89 B FF 94 I I IN 56 4-0 IBB 1-2		B KC 86 X FF 95 1-0 F8 ③			4	0	1	0	1	0	1
35 James Adduci, L (1, 7) OBP: 0.306, SLG: 0.291	F FF 91 1 SAFE B FC 85 X CH 82 1-1 G3 ③		B CH 81 X CH 84 1-0 G4-3 ③			X CH 84 0-0 F8 ②		C FF 95 F CU 80 C CU 78 0-3 K ②			B FC 92 X FC 91 1-0 F7 ①		5	0	0	0	0	1	4
7 J.P. Arencibia, R (1, 3) OBP: 0.242, SLG: 0.379 9 Adam Rosales, R (8, 3) OBP: 0.345, SLG: 0.423		H FF 91 1-0 60 BB 2 BB 12 SF9 HBP		B FC 87 X FF 92 1-0 P6 ①		B FC 84 F CH 83 F FF 94 D KC 78 D KC 79 X FF 94 3-2 F8 ③		B SL 90 X SL 88 1-0 G4-3 ③			B SL 81 F FC 92 B FC 92 F FC 93 S SL 82 2-3 K ②		3 1	1 0	0 0	0 0	0 1	0 0	3 0
2 Leonys Martin, L (1, 8) OBP: 0.317, SLG: 0.363	C CH 81 S ST 79 D KC 76 F KC 77 B FF 94 D ST 81 B FF 94 4-2 12 SF9 60 BB 17 SF7 1-2 BB			X FF 92 0-0 60 CS 1B			C FC 85 X ST 79 0-1 F8 ①		C SI 91 B SL 84 F SI 92 B SL 84 B SL 85 F SI 92 F SI 92 C SL 85 3-3 K ①		B FC 92 B SL 82 C FC 92 X FC 92 2-1 G4-3 ③		4	1	1	0	1	1	0
60 Chris Gimenez, R (1, 2) OBP: 0.331, SLG: 0.355	B FF 93 B FC 86 B FF 94 C FF 94 D FF 91 4-1 1-2 2-3 BB			F FF 92 1 SAFE B FC 84 F FF 93 B KC 78 S KC 78 2-3 K ②③ 1-2			F FF 93 B FF 92 X ST 80 1-1 17 FC4-6-5 12 BB 1B		B SI 92 S SI 93 X SI 92 1-1 L9 ②			C FC 92 X FC 91 0-1 F9 ①	4	0	1	0	1	1	1
12 Rougned Odor, L (1, 4) OBP: 0.297, SLG: 0.373	C FF 95 X FC 88 0-1 SF9 ① 2-3 3-H				L FF 92 C CH 84 B KC 79 S KC 78 1-3 K2-3 ①		F FF 94 B FF 93 B CH 83 B FF 93 D SI 90 4-1 17 FC4-6-5 1-2 BB		C SI 91 B SL 85 X SI 92 1-1 1B			B FF 88 C FF 89 C FF 92 F SL 82 H SL 79 2-2 HBP	2	0	1	1	1	1	0
Inning Stats	R: 1 E: 0 K: 0 S: 11 H: 2 LOB: 1 BB: 0 P: 13	R: 2 E: 0 K: 0 S: 12 H: 0 LOB: 1 BB: 2 P: 26	R: 0 E: 0 K: 1 S: 8 H: 0 LOB: 0 BB: 0 P: 11	R: 0 E: 0 K: 1 S: 5 H: 1 LOB: 0 BB: 0 P: 8	R: 0 E: 0 K: 2 S: 7 H: 0 LOB: 0 BB: 0 P: 9	R: 0 E: 0 K: 0 S: 8 H: 1 LOB: 1 BB: 0 P: 11	R: 0 E: 0 K: 0 S: 7 H: 1 LOB: 1 BB: 1 P: 12	R: 0 E: 0 K: 1 S: 9 H: 1 LOB: 2 BB: 1 P: 17	R: 0 E: 0 K: 1 S: 12 H: 1 LOB: 1 BB: 0 P: 19	R: 0 E: 0 K: 1 S: 6 H: 0 LOB: 0 BB: 0 P: 9	R: 0 E: 0 K: 1 S: 6 H: 0 LOB: 0 BB: 0 P: 11	R: 0 E: 0 K: 2 S: 12 H: 0 LOB: 1 BB: 0 P: 17	1B: 6 2B: 1 3B: 0 HR: 0	SF: 2 SAC: 0 DP: 1 HBP: 2	WP: 1 PB: 0 SB: 0 CS: 1	PA: 47			

PITCHER	IP	WLS	BF	H	R	ER	SO	BB	IBB	HBP	BLK	WP	HR	S	P	ERA	WHIP
47 Trevor Bauer, R (1, 1) ERA: 4.2	7.1		31	6	3	3	4	3	1	1	0	1	0	63	102	3.68	1.227
44 John Axford, R (8, 1) ERA: 3.27	0.2		2	0	0	0	1	0	0	0	0	0	0	4	5	0.00	0.000
35 Marc Rzepczynski, L (9, 1) ERA: 3.29	1.0		4	1	0	0	1	0	0	0	0	0	0	12	19	0.00	1.000
37 Cody Allen, R (10, 1) ERA: 1.89	1.0		3	0	0	0	1	0	0	0	0	0	0	6	9	0.00	0.000
27 Bryan Shaw, R (11, 1) ERA: 2.81	1.1		4	0	0	0	1	0	0	0	0	0	0	8	13	0.00	0.000

PITCHER	IP	WLS	BF	H	R	ER	SO	BB	IBB	HBP	BLK	WP	HR	S	P	ERA	WHIP
57 Kyle Crockett, L (12, 1) ERA: 1.42	0.1		2	0	0	0	1	0	0	1	0	0	0	6	8	0.00	0.000
48 Scott Atchison, R (12, 1) ERA: 2.76	0.1	W	1	0	0	0	1	0	0	0	0	0	0	4	7	0.00	0.000

Texas Rangers @ Cleveland Indians

Progressive Field, Cleveland, OH

Sun Aug 03 2014, 1:08 PM - 5:05 PM EDT

Att. 18,422 - Partly Cloudy - 73 F

TOP

livebaseballscorecards.com

AB	39
R	3
H	7
RBI	3
BB	4
SO	10
LOB	16

Batter	1	2	3	4	5	6	7	8	9	10	11	12	AB	R	H	RBI	BB	SO	LOB
22 Jason Kipnis, L (1, 4) OBP: 0.320, SLG: 0.348	C FF 91 S FF 93 F CU 75 F CU 77 B FF 95 S ST 80 1-3 K ①		B ST 76 B ST 77 F ST 78 B ST 77 B FF 92 4-1 BB		B SI 92 D ST 78 C FF 92 F ST 79 D SI 96 X ST 80 3-2 F7 ③		C FF 91 X CU 70 0-1 L4 ③		C CH 84 F FF 89 F FF 91 B CH 83 B CH 84 B SL 82 F CH 84 X FF 92 3-2 P6 ③		B FC 88 B FF 93 C FF 94 X FF 94 2-1 F7 ②		5	0	0	0	1	1	6
4 Mike Aviles, R (1, 7) OBP: 0.281, SLG: 0.326	F FF 93 F ST 81 X SI 95 0-2 G1-3 ②		C SI 92 F SI 92 D FF 95 B ST 81 1 SAFE T ST 81 2-2 K ②			C FF 88 X SI 91 0-1 G4-3 ①		F SI 88 B FF 94 B FF 92 X SL 88 2-1 G6-3 ①		B FF 93 F FS 88 C SL 82 F FF 95 B SL 83 F FF 95 F FF 96 F FS 88 F FS 88 2-3 S FF 86 K ①	B FF 94 X FF 94 1-0 FC6-4 ③ 1-2f		6	0	0	0	0	2	4
23 Michael Brantley, L (1, 8) OBP: 0.382, SLG: 0.516	B FF 94 X FC 90 1-0 P5 ③		S FF 94 D SI 94 B CU 70 X FF 94 2-1 F8 ③			B ST 76 X FF 92 1-0 F7 ②		C SL 88 S FF 93 C FF 94 0-3 K ②		C FS 89 X CH 83 0-1 2B		C SL 83 B FF 92 B SL 85 B SL 85 S FF 92 F FF 93 X FF 93 3-2 HR	6	1	2	1	0	1	1
41 Carlos Santana, S (1, 3) OBP: 0.374, SLG: 0.446		B FF 91 F FF 90 X FC 90 1-1 G3 ①		C FF 90 F ST 78 X CS 64 0-2 F9 ①		X SI 91 0-0 8 E 1B		B SL 83 F SL 89 S FF 92 B FF 92 X FF 90 2-2 P2 ③		I IN 74 I IN 77 I IN 76 I IN 73 4-0 8 G4-6-3 IBB			4	0	1	0	1	0	0
8 Lonnie Chisenhall, L (1, 5) OBP: 0.371, SLG: 0.475		B FF 92 C FF 91 X FC 89 1-1 7 2B 2B		C ST 79 S FF 94 F SI 95 F CU 74 F FF 94 F ST 84 F CS 63 S FC 86 0-3 K ②		F FF 92 C FF 93 B SI 95 X ST 84 1-2 E6			C FF 90 X FF 89 0-1 F8 ①	B FF 95 B FF 93 F FS 88 X FF 95 2-1 G4-6-3 ②③ 1-2f			5	1	1	0	0	1	3
33 Nick Swisher, S (1, 10) 38 Chris Dickerson, L (9, PH) OBP: 0.397, SLG: 0.490 (10, 10)		B FF 94 C FC 89 B FC 91 C FF 94 S ST 81 2-3 K ②		S FF 94 S ST 81 S CU 74 0-3 K2-3 ③		C FF 94 S ST 82 B ST 83 S CU 70 1-3 K ③			F FF 88 F CH 84 B FF 89 B FF 92 B CH 85 F FF 92 B FF 90 4-2 7 HR BB			B FF 92 X FF 91 1-0 11 SH1-4 2B	3 1	0 1	0 1	0 0	0 1	3 0	3 0
7 David Murphy, L (1, 9) OBP: 0.324, SLG: 0.387		X FF 94 0-0 2-H 2B	B ST 79 B FF 92 B ST 78 B SI 91 4-0 BB				B SI 89 C ST 76 B FF 91 F ST 77 X CU 70 2-2 P3 ①		X FF 90 0-0 1-H HR		I IN 68 I IN 68 I IN 66 I IN 70 4-0 11 SH1-4 IBB		3	1	2	3	2	0	0
11 José Ramírez, S (1, 6) OBP: 0.193, SLG: 0.182		C FF 92 X FC 90 0-1 L4 ③		C FF 92 S ST 75 S CU 75 0-3 K ①			C FC 88 C CU 70 B FF 93 B ST 80 F ST 79 B ST 80 X ST 75 3-2 P6 ②		B FF 90 B FF 88 C FF 89 B FF 90 C FF 89 X SI 90 3-2 F8 ②		X FF 90 0-0 1-2 2-3 SH1-4 ①		4	0	0	0	0	1	2
55 Roberto Pérez, R (1, 2) OBP: 0.269, SLG: 0.400 10 Yan Gomes, R (9, PH) OBP: 0.326, SLG: 0.469 (10, 2)			B FF 91 X FF 90 1-0 P6 ①		C SI 91 1 SAFE C SI 92 F FF 94 B ST 83 C ST 83 1-3 K ②		X SI 90 0-0 1B		B SL 81 B FF 90 C SL 83 B SL 82 X FF 91 3-1 1B		I IN 65 I IN 66 I IN 68 I IN 68 4-0 4 FC6-4 IBB		3 1	0 0	1 1	0 0	0 1	1 0	1 0

Inning Stats																								
	R: 0 E: 0 K: 1 S: 9	H: 0 LOB: 0 BB: 0 P: 11	R: 1 E: 0 K: 1 S: 10	H: 2 LOB: 1 BB: 0 P: 14	R: 0 E: 0 K: 1 S: 7	H: 0 LOB: 1 BB: 1 P: 16	R: 0 E: 0 K: 2 S: 14	H: 0 LOB: 0 BB: 0 P: 14	R: 0 E: 0 K: 2 S: 10	H: 1 LOB: 1 BB: 1 P: 18	R: 0 E: 1 K: 1 S: 10	H: 1 LOB: 2 BB: 0 P: 13	R: 0 E: 0 K: 0 S: 10	H: 1 LOB: 1 BB: 0 P: 15	R: 0 E: 0 K: 1 S: 8	H: 0 LOB: 0 BB: 0 P: 12	R: 2 E: 0 K: 0 S: 16	H: 2 LOB: 1 BB: 1 P: 29	R: 0 E: 0 K: 1 S: 12	H: 1 LOB: 1 BB: 1 P: 20	R: 0 E: 0 K: 0 S: 5	H: 1 LOB: 3 BB: 2 P: 17	R: 1 E: 0 K: 0 S: 4	H: 1 LOB: 0 BB: 0 P: 7	1B: 3 2B: 4 3B: 0 HR: 2	SF: 0 SAC: 1 DP: 1 HBP: 0	WP: 0 PB: 0 SB: 0 CS: 0	PA: 48

PITCHER		IP	WLS	BF	H	R	ER	SO	BB	IBB	HBP	BLK	WP	HR	S	P	ERA	WHIP
11 Yu Darvish, R ERA: 2.82	(1, 1)	7.0		28	4	1	1	8	2	0	0	0	0	0	70	101	1.29	0.857
56 Neal Cotts, L ERA: 3.38	(8, 1)	1.0	H	3	0	0	0	1	0	0	0	0	0	0	8	12	0.00	0.000
30 Neftali Feliz, R ERA: 3.14	(9, 1)	1.0	B	6	2	2	2	0	1	0	0	0	0	1	16	29	18.00	3.000
55 Roman Mendez, R ERA: 1.29	(10, 1)	1.0		4	1	0	0	1	0	1	0	0	0	0	12	20	0.00	1.000
37 Shawn Tolleson, R ERA: 3.31	(11, 1)	1.0		6	1	0	0	0	0	2	0	0	0	0	5	17	0.00	1.000

PITCHER		IP	WLS	BF	H	R	ER	SO	BB	IBB	HBP	BLK	WP	HR	S	P	ERA	WHIP
35 Phil Klein, R ERA: 18.0	(12, 1)	0.0	L	1	1	1	1	0	0	0	0	0	0	1	4	7	∞	∞

BOTTOM

Texas Rangers @ Cleveland Indians

Progressive Field, Cleveland, OH

Sun Aug 03 2014, 1:08 PM - 5:05 PM EDT

Att. 18,422 - Partly Cloudy - 73 F

livebaseballscorecards.com

AB	41
R	4
H	9
RBI	4
BB	6
SO	10
LOB	20

Batter	1	2	3	4	5	6	7	8	9	AB	R	H	RBI	BB	SO	LOB
6 Billy Hamilton, S (1, 8) OBP: 0.300, SLG: 0.399	B SI 94 C SI 94 C SL 90 B SI 96 F SL 92 F SI 95 X SI 96 2-2 ① L7		L SL 89 F SL 89 X CU 84 0-2 32 FC4-6 1B		S CU 81 C SI 94 B SI 94 T CU 82 1-2 ② K		X SI 93 0-0 ③ F8		C FF 94 F FF 94 B CU 78 C CU 78 1-3 ① K	5	0	1	0	0	2	4
32 Jay Bruce, L (1, 9) OBP: 0.303, SLG: 0.374	C SI 94 B SL 89 B SI 96 F SI 95 B SL 90 X SI 95 3-2 39 1B 1B		X SI 93 0-0 ① FC4-6 21 E 1-2f		C SL 88 F CU 81 X FF 93 0-2 ③ L7			S SL 88 X SI 93 0-1 39 1B 29 2B 1B	B SL 85 C FF 95 X CU 79 1-1 ② G3 1-2 2-3	5	1	2	0	0	0	3
21 Todd Frazier, R (1, 5) OBP: 0.337, SLG: 0.463	S SL 89 C SI 94 S SL 90 0-3 ② K		D SI 94 X SL 88 1-0 E6 1-2			C SL 88 X SL 87 0-1 ① G3-1		B SI 92 C SI 93 S SI 89 D CU 84 F CU 83 B SI 94 S SL 90 3-3 ① K	C SL 86 S FF 96 B FF 96 D SL 88 X FF 97 2-2 ③ G5-3	5	0	0	0	0	2	5
39 Devin Mesoraco, R (1, 2) OBP: 0.370, SLG: 0.574	C SI 94 X SI 94 0-1 1-2 1B		B SL 88 F SI 95 C CU 82 X SL 90 1-2 ② F4			S SL 88 B SL 88 B SI 94 C SI 94 S CU 84 2-3 ② K		S CU 82 D SL 88 X SL 88 1-1 29 2B 1-2 1B		4	0	2	0	0	1	2
29 Brayan Peña, S (1, 3) OBP: 0.293, SLG: 0.395	B SI 94 S SL 88 X CH 84 1-1 ③ G4-3		C SL 88 F SL 89 X CU 83 0-2 ③ G3			C CH 85 S SL 88 S SI 95 0-3 ③ K		B FF 95 C FF 95 X FF 96 1-1 1-3 2-H 2B		4	0	1	1	0	1	4
25 Skip Schumaker, L (1, 7) OBP: 0.287, SLG: 0.311 48 Ryan Ludwick, R (8, PH) OBP: 0.321, SLG: 0.392 (8, 7)		B SI 92 B SI 93 X SI 93 2-0 ① G4-3		C CU 81 X SI 92 0-1 ① F7			B SI 92 F SL 88 C CU 80 B SI 94 X SL 88 2-2 2 BB 1B	S SL 86 X SL 85 0-1 ② F9		3 1	0 0	1 0	0 0	0 0	0 0	0 2
9 Jack Hannahan, L (1, 10)		B SI 93 C SI 94 C SI 94 B SI 95 F SI 95 B SI 95 F SI 95 B SI 95 4-2 BB		B SI 93 X SI 93 1-0 ② G6-3			F SI 92 B SL 87 B SI 93 C SI 93 X SL 88 2-2 ① F8	C FF 95 B FF 95 X FF 96 1-1 ③ G6-3		3	0	0	0	1	0	3
7 Ramon Santiago, S (1, 4) OBP: 0.333, SLG: 0.287 23 Donald Lutz, L (9, PH) OBP: 0.278, SLG: 0.333		C SI 93 X SI 93 0-1 ② F9		B SL 86 X SI 93 1-0 ③ F8			D CH 84 C SI 93 C SL 88 C CU 83 1-3 ② K		B FF 94 X FF 94 1-0 32 G3 2B	3 1	0 0	0 1	0 0	0 0	1 0	2 0
2 Zack Cozart, R (1, 6) OBP: 0.270, SLG: 0.281		C SI 92 S SL 87 F SI 94 X SI 95 0-2 ③ F8			F SI 93 B SI 93 F SL 88 S CU 83 1-3 ① K		D SL 88 F SI 93 B SI 94 B SI 93 B SI 94 4-1 1-2 BB		B FF 95 D FF 91 B FF 94 C FF 94 B FF 95 4-1 32 G3 BB	2	0	0	0	2	1	1
Inning Stats	R: 0 H: 2 E: 0 LOB: 2 K: 1 BB: 0 S: 15 P: 21	R: 0 H: 0 E: 0 LOB: 1 K: 0 BB: 1 S: 11 P: 17	R: 0 H: 1 E: 1 LOB: 2 K: 0 BB: 0 S: 11 P: 13	R: 0 H: 0 E: 0 LOB: 0 K: 0 BB: 0 S: 4 P: 6	R: 0 H: 0 E: 0 LOB: 0 K: 2 BB: 0 S: 9 P: 11	R: 0 H: 0 E: 0 LOB: 0 K: 2 BB: 0 S: 8 P: 10	R: 0 H: 1 E: 0 LOB: 2 K: 1 BB: 1 S: 11 P: 20	R: 1 H: 3 E: 0 LOB: 2 K: 1 BB: 0 S: 14 P: 20	R: 0 H: 1 E: 0 LOB: 2 K: 1 BB: 1 S: 10 P: 19	1B: 6 2B: 2 3B: 0 HR: 0	SF: 0 SAC: 0 DP: 0 HBP: 0	WP: 0 PB: 0 SB: 0 CS: 0	PA: 39				

PITCHER		IP	WLS	BF	H	R	ER	SO	BB	IBB	HBP	BLK	WP	HR	S	P	ERA	WHIP
28 Corey Kluber, R ERA: 2.55	(1, 1)	7.1	W	31	6	1	1	7	2	0	0	0	0	0	77	110	1.23	1.091
50 Nick Hagadone, L ERA: 2.38	(8, 1)	0.0		1	1	0	0	0	0	0	0	0	0	0	2	3	∞	∞
44 John Axford, R ERA: 3.14	(8, 1)	1.2	S	7	1	0	0	1	1	0	0	0	0	0	14	24	0.00	1.200

PITCHER	IP	WLS	BF	H	R	ER	SO	BB	IBB	HBP	BLK	WP	HR	S	P	ERA	WHIP

TOP

Cincinnati Reds @ Cleveland Indians

Progressive Field, Cleveland, OH

Mon Aug 04 2014, 7:10 PM - 9:59 PM EDT

Att. 18,696 - Partly Cloudy - 79 F

livebaseballscorecards.com

AB	36
R	1
H	8
RBI	1
BB	3
SO	8
LOB	26

BOTTOM

Cincinnati Reds @ Cleveland Indians

Progressive Field, Cleveland, OH

Mon Aug 04 2014, 7:10 PM - 9:59 PM EDT

Att. 18,696 - Partly Cloudy - 79 F

livebaseballscorecards.com

Batter	1	2	3	4	5	6	7	8	9	AB	R	H	RBI	BB	SO	LOB
22 Jason Kipnis, L (1, 4) OBP: 0.324, SLG: 0.354	B SI 93 B SI 93 B SI 94 C SI 94 X SI 95 3-1 4 SH1-3 23 G3 2B		B SI 95 X FS 86 1-0 ② G3		B SI 94 B SI 94 B SI 93 C SI 95 D FS 87 4-1 23 1B 4 G5-3 1-2 BB		D SI 91 1 SAFE B FF 94 1 SAFE 1 SAFE C FF 92 X FF 93 2-1 4 G5-4-3 1-2 1B			3	1	2	0	1	0	0
4 Mike Aviles, R (1, 7) OBP: 0.277, SLG: 0.322	X SI 94 0-0 ① SH1-3 2-3		B FF 96 X SI 94 1-0 ③ G5-3		D SI 94 L SI 93 X SI 95 1-1 ① G5-3 1-2 2-3		B FF 93 X SI 92 1-0 ①② G5-4-3 1-2f 2-3			3	0	0	0	0	0	4
23 Michael Brantley, L (1, 8) OBP: 0.383, SLG: 0.515	D CU 80 X FS 87 1-0 ② G3 3-H			X SI 95 0-0 41 1B 8 HR 1B	B FS 89 X FS 88 1-0 41 S 2-3 3-H 1B		X SI 96 0-0 ③ F8			4	1	2	2	0	0	1
41 Carlos Santana, S (1, 3) OBP: 0.375, SLG: 0.445	B SI 96 B SI 94 B SI 95 B SI 95 4-0 8 FC6 BB			1 SAFE B SI 93 1 SAFE X SI 94 1-0 8 HR 1-2 1B	C SI 96 B SI 94 X SI 96 1-1 ② P5 1-2			B FF 95 B FF 92 X FF 92 2-0 ① F9		3	1	1	0	1	0	2
8 Lonnie Chisenhall, L (1, 5) OBP: 0.369, SLG: 0.481	C SI 95 F FS 85 B FS 86 1 SAFE F FC 91 X FS 88 1-2 ③ FC6 1-2f			X SI 94 0-0 1-H 2-H HR	B SI 95 X FS 86 1-0 ③ G4-3			B SI 92 F FC 94 F FF 95 S CU 81 1-3 ② K		4	1	1	3	0	1	3
7 David Murphy, L (1, 9) OBP: 0.328, SLG: 0.391		C SI 95 H CU 78 1-1 10 G5-4-3 HBP		B SI 96 B SI 95 B FF 95 B SI 94 4-0 10 L6-3 BB		B SI 94 C CH 85 F FF 96 T CU 82 1-2 ① K		B FC 93 X FC 92 1-0 10 WP 10 HR 2B		2	1	1	0	1	1	0
10 Yan Gomes, R (1, 2) OBP: 0.325, SLG: 0.475		B FF 94 1 SAFE B SI 94 C SI 94 X SI 94 2-1 ①② G5-4-3 1-2f		B FF 93 B SI 93 X FF 93 2-0 ①② L6-3 1-1		C FF 95 B CU 81 F FC 94 X FF 98 1-2 ② F9		B FF 94 F SI 92 F SI 93 B CU 82 X FF 97 2-2 2-H HR		4	1	1	2	0	0	2
38 Chris Dickerson, L (1, 10) OBP: 0.371, SLG: 0.455		C SI 95 B FS 87 B FS 88 F SI 95 X FS 88 2-2 ③ F7		B SI 95 S FS 88 B FS 87 C FS 88 S FS 87 2-3 ③ K		C FF 93 B CH 87 S FF 96 B FC 95 F FF 93 B FF 94 F FF 93 C FF 94 3-3 ③ K		X SI 93 0-0 ③ L7		4	0	0	0	0	2	0
11 José Ramírez, S (1, 6) OBP: 0.217, SLG: 0.207			B SI 94 C SI 94 C SI 94 B FS 85 X FS 86 2-2 ① G4-3		F SI 94 X CU 76 0-1 4 G5-3 22 S 23 1B 1B		B SI 91 X CH 83 1-0 4 G5-4-3 22 1B 1B			3	1	2	0	0	0	0

Inning Stats	1	2	3	4	5	6	7	8	9
	R: 1 E: 0 K: 0 S: 8 H: 1 LOB: 1 BB: 1 P: 17	R: 0 E: 0 K: 0 S: 6 H: 0 LOB: 0 BB: 0 P: 11	R: 0 E: 0 K: 0 S: 5 H: 0 LOB: 0 BB: 0 P: 9	R: 3 E: 0 K: 1 S: 7 H: 3 LOB: 0 BB: 1 P: 16	R: 1 E: 0 K: 0 S: 9 H: 2 LOB: 2 BB: 1 P: 17	R: 0 E: 0 K: 2 S: 11 H: 0 LOB: 0 BB: 0 P: 16	R: 0 E: 0 K: 0 S: 5 H: 2 LOB: 1 BB: 0 P: 9	R: 2 E: 0 K: 1 S: 9 H: 2 LOB: 0 BB: 0 P: 15	

	AB	30
	R	7
	H	10
	RBI	7
	BB	3
	SO	4
	LOB	12

	1B: 6	SF: 0	WP: 1	PA: 35
	2B: 3	SAC: 1	PB: 0	
	3B: 0	DP: 3	SB: 2	
	HR: 2	HBP: 1	CS: 0	

PITCHER		IP	WLS	BF	H	R	ER	SO	BB	IBB	HBP	BLK	WP	HR	S	P	ERA	WHIP
31 Alfredo Simon, R ERA: 3.07	(1, 1)	5.0	L	23	6	5	5	1	3	0	1	0	0	1	35	70	9.00	1.800
53 Carlos Contreras, R ERA: 3.95	(6, 1)	3.0		12	4	2	2	3	0	0	0	0	1	1	25	40	6.00	1.333

PITCHER	IP	WLS	BF	H	R	ER	SO	BB	IBB	HBP	BLK	WP	HR	S	P	ERA	WHIP

Batter	1	2	3	4	5	6	7	8	9	AB	R	H	RBI	BB	SO	LOB
6 Billy Hamilton, S (1, 8) OBP: 0.299, SLG: 0.397	C FF 89 B FF 90 X FF 90 1-1 ① F9	C FC 87 B CU 76 F FF 91 S CU 78 1-3 ② K2-3		B FF 88 C FF 89 F FF 88 S CU 78 1-3 ② K		F FF 97 X FF 96 0-1 1B		C FF 96 C FF 94 S CU 83 0-3 ③ K		5	0	1	0	0	3	3
32 Jay Bruce, L (1, 9) OBP: 0.307, SLG: 0.386	L FF 90 C CH 85 B FC 87 B FC 88 X FF 91 2-2 ② F7	B CH 86 X FF 91 1-0 1B		B CH 86 C FC 85 B FF 88 B FF 89 C FC 87 X CH 84 3-2 3-H 1B		B CH 92 X FF 94 1-0 ③ G3			S CH 88 B CU 82 X FF 96 1-1 HR	5	1	3	2	0	0	1
21 Todd Frazier, R (1, 3) OBP: 0.338, SLG: 0.461	B FF 91 F FC 87 H FF 91 2-1 ③ 48 2B 48 E HBP	X FC 88 0-0 ③ G1-3		C FF 90 1 SAFE B FF 88 X FF 87 1-1 ③ F8			B FF 96 C SL 86 X CU 82 1-1 ① G5-3		C SL 85 C SL 85 B FF 95 X CU 81 1-2 29 1B 48 1B 17 2B 1B	4	2	1	0	0	0	2
48 Ryan Ludwick, R (1, 10) OBP: 0.322, SLG: 0.396	B FF 90 1 SAFE X FF 90 1-0 1-H E5 2B		S FC 86 B CU 79 S FC 86 B FC 88 S FC 87 2-3 ① K		C FF 88 F CU 78 X FC 87 0-2 ① F9		S SL 85 S SL 86 S CU 82 0-3 ② K		C FF 95 F SL 84 X SL 85 0-2 29 1B 1-2 17 2B 1B	5	1	2	0	0	2	0
28 Chris Heisey, R (1, 7) OBP: 0.280, SLG: 0.376	L FC 87 C CU 78 S FC 86 0-3 ③ K		C FF 91 S FC 88 B CU 80 B FC 88 B FC 86 B FC 85 4-2 29 G3 BB		X FF 89 0-0 29 1B 17 CS 1B		F FF 96 X CU 83 0-2 ③ G3		C SI 94 S SL 84 S FF 93 0-3 ① K	4	1	1	0	1	2	3
29 Brayan Peña, S (1, 2) OBP: 0.299, SLG: 0.397		C FF 88 F FC 87 S CU 77 0-3 K 2 FC1-5 17 1B	1 SAFE B FF 89 1 SAFE F FF 88 1 SAFE C CH 83 F FC 87 1 SAFE B CU 77 3-2 B FF 88 X FF 88 1-2 G3 ②		C FC 86 B CH 82 1 SAFE C FF 88 1 SAFE B FC 85 X CU 76 2-2 1-3 17 CS 1B			S CH 88 B FF 96 B CH 89 B FF 96 B FF 94 4-1 17 FC4-6 BB	B SL 86 B CH 92 B FF 95 C FF 93 X FF 93 3-1 1-2 2-3 17 2B 1B	4	0	2	0	1	1	1
17 Kristopher Negrón, R (1, 4) OBP: 0.270, SLG: 0.429		C FC 87 X FF 89 0-1 2 FC1-5 7 HR 1-2 1B	F FF 89 S FC 86 X CU 77 0-2 ③ L8		F FF 98 B FF 97 S SL 87 C SL 87 1-3 ② ③ K 1-2 3-H			C SL 86 B FF 96 X SL 86 1-1 ① FC4-6 7 FC4-6 2 1B 1-2f	F FF 88 X CH 82 0-1 ② 1-H 2-H 3-H 2B	5	1	2	2	0	1	3
2 Zack Cozart, R (1, 6) OBP: 0.272, SLG: 0.288		L FF 88 X FC 86 0-1 ① FC1-5 7 HR 1-2 2-3f		C FF 87 B CU 76 B FC 86 X FF 89 2-1 32 1B 3B		S FF 96 S SL 86 S SL 85 0-3 ① K		B FF 94 B SL 84 C FF 95 X FF 96 2-1 7 FC4-6 1-2 1B	C FF 88 B FF 91 S FF 89 F FF 90 B SL 79 X FF 90 2-2 ③ P3	5	2	2	0	0	1	3
7 Ramon Santiago, S (1, 5) OBP: 0.331, SLG: 0.311		X SI 88 0-0 1-H 2-H HR		C FF 89 B FC 87 D CH 84 X CH 84 2-1 ① G4-3		B FF 96 B FF 96 C FF 97 X FF 96 2-1 ② F8		C CH 87 X FF 96 0-1 ② FC4-6 1-2f 2-3		4	1	1	3	0	0	3
Inning Stats	R: 1 E: 1 K: 1 S: 10 H: 1 LOB: 1 BB: 0 P: 16	R: 3 E: 0 K: 2 S: 13 H: 3 LOB: 1 BB: 0 P: 15	R: 0 E: 0 K: 1 S: 12 H: 0 LOB: 1 BB: 1 P: 21	R: 1 E: 0 K: 1 S: 12 H: 2 LOB: 1 BB: 0 P: 21	R: 1 E: 0 K: 1 S: 10 H: 2 LOB: 0 BB: 0 P: 13	R: 0 E: 0 K: 1 S: 8 H: 1 LOB: 1 BB: 0 P: 11	R: 0 E: 0 K: 1 S: 8 H: 0 LOB: 0 BB: 0 P: 9	R: 0 E: 0 K: 1 S: 10 H: 1 LOB: 2 BB: 1 P: 17	R: 3 E: 0 K: 1 S: 19 H: 5 LOB: 1 BB: 0 P: 26	1B: 10 2B: 2 3B: 1 HR: 2	SF: 0 SAC: 0 DP: 0 HBP: 1	WP: 1 PB: 0 SB: 0 CS: 2	PA: 44				

PITCHER		IP	WLS	BF	H	R	ER	SO	BB	IBB	HBP	BLK	WP	HR	S	P	ERA	WHIP
43 Josh Tomlin, R ERA: 4.75	(1, 1)	4.1	L	24	8	6	5	5	1	0	1	0	1	1	54	82	10.38	2.077
59 Carlos Carrasco, R ERA: 3.88	(5, 1)	4.0		18	6	3	3	5	1	0	0	0	0	1	42	59	6.75	1.750
57 Kyle Crockett, L ERA: 1.37	(9, 1)	0.2		2	1	0	0	0	0	0	0	0	0	0	6	8	0.00	1.500

PITCHER	IP	WLS	BF	H	R	ER	SO	BB	IBB	HBP	BLK	WP	HR	S	P	ERA	WHIP

TOP

Cincinnati Reds @ Cleveland Indians

Progressive Field, Cleveland, OH

Tue Aug 05 2014, 7:08 PM - 9:53 PM EDT

Att. 22,068 - Cloudy - 75 F

livebaseballscorecards.com

AB	41
R	9
H	15
RBI	7
BB	2
SO	10
LOB	19

BOTTOM

Cincinnati Reds @ Cleveland Indians

Progressive Field, Cleveland, OH

Tue Aug 05 2014, 7:08 PM - 9:53 PM EDT

Att. 22,068 - Cloudy - 75 F

livebaseballscorecards.com

Batter	1	2	3	4	5	6	7	8	9	AB	R	H	RBI	BB	SO	LOB
22 Jason Kipnis, L (1, 4) OBP: 0.321, SLG: 0.350	B FF 88 C FC 86 X FF 90 1-1 P6 ①		1 SAFE C FF 91 1 SAFE L FF 92 B FF 94 C FC 90 1-3 K ①		B CH 82 B FC 90 B FC 89 C FF 92 F FC 90 X FC 89 3-2 G3-1 ③			C SI 92 F FC 90 X FF 94 0-2 L7 ①		4	0	0	0	0	1	2
4 Mike Aviles, R (1, 7) OBP: 0.277, SLG: 0.325	C FF 90 F FF 90 F FF 91 F FC 87 X CH 84 0-2 23 1B 2B		1 SAFE C FC 87 B FF 93 F FF 92 F FF 93 T FF 93 1-2 K ②			X FF 91 0-0 F8 ①		C SI 94 X SI 94 0-1 G5-3 ②		4	1	1	0	0	1	1
23 Michael Brantley, L (1, 8) OBP: 0.382, SLG: 0.513	B FC 89 C FC 88 F FF 92 F FC 88 X SI 92 1-2 2-H 1B ②		F FF 92 C FF 93 X FC 90 0-2 FC6 1-2f ③			B SI 91 X SL 81 1-0 G6-3 ②		X SI 92 0-0 G4-3 ③		4	0	1	1	0	0	1
41 Carlos Santana, S (1, 3) OBP: 0.374, SLG: 0.441	B SI 90 B CH 82 B FC 88 C FC 86 F FC 88 B FC 88 4-2 BB			C CH 82 C FF 92 X FF 94 0-2 F9 ①		X SI 93 0-0 F7 ③			B FC 86 C CH 81 F FF 91 X SL 83 1-2 G4-3 ①	3	0	0	0	1	0	0
8 Lonnie Chisenhall, L (1, 5) OBP: 0.368, SLG: 0.477	C FC 88 X FC 87 0-1 G4-3 ③			B CH 83 C CH 83 X SL 83 1-1 G4-3 ②			B SL 81 B SI 92 B SI 91 C SI 90 B FC 87 4-1 7 1B 10 2B BB		F CH 81 S SL 82 F SL 84 S FF 93 0-3 K ②	3	1	0	0	1	1	1
7 David Murphy, L (1, 9) OBP: 0.327, SLG: 0.389		B SI 91 C FF 91 F FC 89 F FF 93 B FF 92 S CH 84 2-3 K ①		C SL 82 B CH 84 C CH 83 B SL 84 X SI 93 2-2 P6 ③			B FC 89 X SI 92 1-0 1-3 10 2B 1B		C SL 83 F CH 84 B FC 88 F FF 93 X SL 85 1-2 G4-3 ③	4	0	1	0	0	1	0
10 Yan Gomes, R (1, 2) OBP: 0.325, SLG: 0.477		C SL 84 X SI 94 0-1 G4-3 ②			F SL 83 B FC 89 C FF 92 B FF 92 F FC 90 S FF 93 2-3 K ①		B FC 86 C FF 94 F FF 94 X FF 93 1-2 38 G4-3 1-H 3-H 2B ①			3	0	1	1	0	1	0
38 Chris Dickerson, L (1, 10) OBP: 0.354, SLG: 0.431		F FF 93 F SI 91 X FC 90 0-2 G4-3 ③			B SI 92 F CH 81 T FF 92 B FF 94 F FC 90 S SL 85 2-3 K ②		X FC 90 0-0 G4-3 2-3 ②			3	0	0	0	0	1	1
11 José Ramírez, S (1, 6) OBP: 0.238, SLG: 0.217			B FC 89 C SI 90 B FF 88 X SI 90 2-1 23 FC6 1B		B FF 94 C FF 92 H FC 90 2-1 HBP		B SI 94 X FC 90 1-0 F9 ③			2	0	1	0	0	0	1
Inning Stats	R: 1 E: 0 K: 0 S: 15 H: 2 LOB: 1 BB: 1 P: 21	R: 0 E: 0 K: 1 S: 9 H: 0 LOB: 0 BB: 0 P: 11	R: 0 E: 0 K: 2 S: 12 H: 1 LOB: 1 BB: 0 P: 16	R: 0 E: 0 K: 0 S: 8 H: 0 LOB: 0 BB: 0 P: 11	R: 0 E: 0 K: 2 S: 12 H: 0 LOB: 1 BB: 0 P: 21	R: 0 E: 0 K: 0 S: 3 H: 0 LOB: 0 BB: 0 P: 4	R: 1 E: 0 K: 0 S: 7 H: 2 LOB: 1 BB: 1 P: 14	R: 0 E: 0 K: 0 S: 6 H: 0 LOB: 0 BB: 0 P: 6	R: 0 E: 0 K: 1 S: 11 H: 0 LOB: 0 BB: 0 P: 13	1B: 3 2B: 2 3B: 0 HR: 0	SF: 0 SAC: 0 DP: 0 HBP: 1			WP: 0 PB: 0 SB: 0 CS: 0		PA: 33	

	AB	30
	R	2
	H	5
	RBI	2
	BB	2
	SO	6
	LOB	7

PITCHER	IP	WLS	BF	H	R	ER	SO	BB	IBB	HBP	BLK	WP	HR	S	P	ERA	WHIP
47 Johnny Cueto, R (1, 1) ERA: 2.04	9.0	W	33	5	2	2	6	2	0	1	0	0	0	83	117	2.00	0.778

PITCHER	IP	WLS	BF	H	R	ER	SO	BB	IBB	HBP	BLK	WP	HR	S	P	ERA	WHIP

Cleveland Indians @ Cincinnati Reds

Great American Ball Park, Cincinnati, OH

Wed Aug 06 2014, 7:11 PM - 9:54 PM EDT

Att. 33,863 - Partly Cloudy - 77 F

TOP

livebaseballscorecards.com

Batter	1	2	3	4	5	6	7	8	9	AB	R	H	RBI	BB	SO	LOB
22 Jason Kipnis, L (1, 4) OBP: 0.326, SLG: 0.355	L8			G3-1, 7, 1B		FC6-4, 7, 1B		9, 2B, 1B		4	1	3	0	0	0	0
7 David Murphy, L (1, 9) OBP: 0.327, SLG: 0.387	G3			1 SAFE; G3-1, 23		FC6-4, 23, G4-6-3		L8		4	0	1	0	0	0	3
23 Michael Brantley, L (1, 8) 35 Marc Rzepczynski, L (7, 1) 9 Ryan Raburn, R (8, PH) OBP: 0.253, SLG: 0.297 57 Kyle Crockett, L (8, 1)	G3-4-1			G3-1		G4-6-3		2B		3 0 1 0	0 0 0 0	0 0 1 0	0 0 2 0	0 0 0 0	0 0 0 0	3 0 0 0
41 Carlos Santana, S (1, 3) OBP: 0.371, SLG: 0.436		K		P2			L9	G5-3		4	0	0	0	0	1	3
8 Lonnie Chisenhall, L (1, 5) OBP: 0.364, SLG: 0.471		G6-3		G4-1			G4-3		P5	4	0	0	0	0	0	2
33 Nick Swisher, S (1, 7) OBP: 0.280, SLG: 0.335		L3			G1-3		K		G4-3	4	0	0	0	0	1	0
10 Yan Gomes, R (1, 2) OBP: 0.327, SLG: 0.489			L6		L7			HR	2B	4	1	2	1	0	0	0
11 José Ramírez, S (1, 6) OBP: 0.239, SLG: 0.206		G1-3			BB			K	P5	3	0	0	0	1	1	1
31 Danny Salazar, R (1, 1) 38 Chris Dickerson, L (5, PH) OBP: 0.348, SLG: 0.424 50 Nick Hagadone, L (5, 1) 48 Scott Atchison, R (7, 1) 4 Mike Aviles, R (7, 8) OBP: 0.280, SLG: 0.325			K		K			9, 2B, 22, 1B, BB		1 1 0 0 0	0 0 0 0 1	0 0 0 0 0	0 0 0 0 0	1 1 0 0 1	0 1 0 0 0	0 1 0 0 0
Inning Stats	R: 0 E: 0 K: 0 S: 6 H: 0 LOB: 0 BB: 0 P: 8	R: 0 E: 0 K: 1 S: 10 H: 0 LOB: 0 BB: 0 P: 13	R: 0 E: 0 K: 1 S: 8 H: 0 LOB: 0 BB: 0 P: 10	R: 0 E: 0 K: 0 S: 11 H: 2 LOB: 2 BB: 0 P: 14	R: 0 E: 0 K: 1 S: 12 H: 0 LOB: 1 BB: 1 P: 22	R: 0 E: 0 K: 0 S: 5 H: 1 LOB: 0 BB: 0 P: 7	R: 0 E: 0 K: 1 S: 11 H: 0 LOB: 0 BB: 0 P: 16	R: 3 E: 0 K: 1 S: 17 H: 3 LOB: 1 BB: 1 P: 26	R: 0 E: 0 K: 0 S: 14 H: 1 LOB: 1 BB: 0 P: 16	1B: 4 2B: 2 3B: 0 HR: 1 SF: 0 SAC: 0 DP: 1 HBP: 0						

AB	33
R	3
H	7
RBI	3
BB	2
SO	5
LOB	13

WP: 0 PB: 0 SB: 0 CS: 0 PA: 35

PITCHER		IP	WLS	BF	H	R	ER	SO	BB	IBB	HBP	BLK	WP	HR	S	P	ERA	WHIP
55 Mat Latos, R ERA: 3.12	(1, 1)	7.2	W	30	6	3	3	5	2	0	0	0	0	1	78	113	3.52	1.043
70 Jumbo Díaz, R ERA: 2.81	(8, 1)	0.1		1	0	0	0	0	0	0	0	0	0	0	2	3	0.00	0.000
63 Sam LeCure, R ERA: 3.35	(9, 1)	1.0		4	1	0	0	0	0	0	0	0	0	0	14	16	0.00	1.000

PITCHER	IP	WLS	BF	H	R	ER	SO	BB	IBB	HBP	BLK	WP	HR	S	P	ERA	WHIP

BOTTOM

Cleveland Indians @ Cincinnati Reds

Great American Ball Park, Cincinnati, OH

Wed Aug 06 2014, 7:11 PM - 9:54 PM EDT

Att. 33,863 - Partly Cloudy - 77 F

livebaseballscorecards.com

Batter	1	2	3	4	5	6	7	8	9	AB	R	H	RBI	BB	SO	LOB
6 Billy Hamilton, S (1, 8) OBP: 0.296, SLG: 0.393	B FF 92 X FF 94 1-0 B3 ①		F FF 93 B FF 95 B FF 94 X FF 96 2-1 F7 ①		B FF 95 B FF 94 X FF 94 2-0 F7 ②		C SL 88 B FF 91 B CU 80 X SL 88 2-1 G3-1 ① 1-2 2-3			4	0	0	0	0	0	2
32 Jay Bruce, L (1, 9) OBP: 0.304, SLG: 0.382	C FF 94 C FF 96 F CH 84 B SI 94 B FF 95 F FF 96 S FF 97 2-3 K ②		B CH 81 F FF 94 S FF 96 X SL 82 1-2 L8 ②		F FF 96 B SL 80 S SL 79 T FF 95 1-2 K ③		B SI 91 X SL 84 1-0 G4-3 ②			4	0	0	0	0	2	2
21 Todd Frazier, R (1, 5) OBP: 0.339, SLG: 0.463	S FF 97 B FF 96 B FF 97 F FF 97 F FF 96 F FF 97 F SL 88 S FF 98 2-3 K ③		C SL 88 S SL 87 S FF 98 0-3 K ③			B FF 95 X FF 95 1-0 39 G5-3 1B	X SI 90 0-0 2B 2-H 3-H			4	0	2	2	0	2	0
39 Devin Mesoraco, R (1, 2) OBP: 0.365, SLG: 0.565		C FF 93 F SL 86 F FF 97 S SL 85 0-3 K ①		B SL 82 X FF 94 1-0 P6 ①		X FF 96 0-0 G5-3 ① 1-2	C SL 85 B SI 92 X SL 82 1-1 G5-3 ③			4	0	0	0	0	1	2
29 Brayan Peña, S (1, 3) OBP: 0.302, SLG: 0.398		C FF 94 S FF 97 B SL 88 X FF 97 1-2 17 1B 2 HR 1B		B FF 93 C SL 84 B FF 96 B FF 94 F FF 95 X FF 95 3-2 17 HR 1B		C FF 96 S SL 80 B FF 96 S SL 81 1-3 K ②		C FF 89 F FF 90 F SL 78 C FF 91 0-3 K ①		4	2	2	0	0	2	1
28 Chris Heisey, R (1, 7) OBP: 0.275, SLG: 0.368		F FF 95 C FF 96 B FF 96 X SL 87 1-2 P6 ②		B FF 94 F FF 92 F SL 84 S FF 95 1-3 K ②		C SL 81 X FF 96 0-1 L5 ③		C FF 90 S FF 90 B SL 80 X FF 91 1-2 F9 ②		4	0	0	0	0	1	3
17 Kristopher Negrón, R (1, 4) OBP: 0.317, SLG: 0.564		T FF 95 B FF 96 C SL 86 F FF 96 B SL 83 B FF 96 X FF 97 3-2 2 HR 1B 1-2		X FF 93 0-0 HR 1-H			C SL 86 X CU 78 0-1 2 1B 2B	X FF 90 0-0 G6-3 ③		4	3	3	2	0	0	0
2 Zack Cozart, R (1, 6) OBP: 0.275, SLG: 0.299		B FF 96 F FF 95 B FF 95 F FF 94 X SL 87 2-2 HR 1-H 2-H		C FF 95 X FF 95 0-1 G5-3 ③			B SL 86 F FF 91 F SL 86 F CU 80 B FF 92 X SL 86 2-2 6 G3-1 55 1B 21 2B 1B 2-H			3	2	2	4	0	0	0
55 Mat Latos, R (1, 1) OBP: 0.136, SLG: 0.095 70 Jumbo Díaz, R (8, 1) 63 Sam LeCure, R (9, 1)		B FF 94 X FF 95 1-0 F8 ③			S FF 94 F FF 94 B FF 95 S FF 94 1-3 K ①		M SL 86 L SL 86 B SL 88 X SL 87 1-2 6 G3-1 21 2B 1B 1-2			3 0 0	1 0 0	1 0 0	0 0 0	0 0 0	1 0 0	0 0 0
Inning Stats	R: 0 E: 0 K: 2 S: 12 H: 0 LOB: 0 BB: 0 P: 17	R: 3 E: 0 K: 1 S: 18 H: 3 LOB: 0 BB: 0 P: 26	R: 0 E: 0 K: 1 S: 8 H: 0 LOB: 0 BB: 0 P: 11	R: 2 E: 0 K: 1 S: 10 H: 2 LOB: 0 BB: 0 P: 15	R: 0 E: 0 K: 2 S: 7 H: 0 LOB: 0 BB: 0 P: 11	R: 0 E: 0 K: 1 S: 7 H: 1 LOB: 1 BB: 0 P: 9	R: 3 E: 0 K: 0 S: 15 H: 4 LOB: 1 BB: 0 P: 22	R: 0 E: 0 K: 1 S: 8 H: 0 LOB: 0 BB: 0 P: 9		1B: 6 2B: 2 3B: 0 HR: 2 SF: 0 SAC: 0 DP: 0 HBP: 0					WP: 0 PB: 0 SB: 0 CS: 0	PA: 34

	AB	34
	R	8
	H	10
	RBI	8
	BB	0
	SO	9
	LOB	10

PITCHER		IP	WLS	BF	H	R	ER	SO	BB	IBB	HBP	BLK	WP	HR	S	P	ERA	WHIP
31 Danny Salazar, R ERA: 4.88	(1, 1)	4.0	L	17	5	5	5	5	0	0	0	0	0	2	48	69	11.25	1.250
50 Nick Hagadone, L ERA: 2.03	(5, 1)	2.0		7	1	0	0	3	0	0	0	0	0	0	14	20	0.00	0.500
48 Scott Atchison, R ERA: 3.28	(7, 1)	0.1		4	3	3	3	0	0	0	0	0	0	0	11	16	81.00	9.000
35 Marc Rzepczynski, L ERA: 3.23	(7, 1)	0.2		3	1	0	0	0	0	0	0	0	0	0	4	6	0.00	1.500
57 Kyle Crockett, L ERA: 1.31	(8, 1)	1.0		3	0	0	0	1	0	0	0	0	0	0	8	9	0.00	0.000

PITCHER		IP	WLS	BF	H	R	ER	SO	BB	IBB	HBP	BLK	WP	HR	S	P	ERA	WHIP

Cleveland Indians @ Cincinnati Reds

Great American Ball Park, Cincinnati, OH

Thu Aug 07 2014, 7:11 PM - 9:45 PM EDT

Att. 31,862 - Overcast - 75 F

TOP

livebaseballscorecards.com

Batter	1	2	3	4	5	6	7	8	9	AB	R	H	RBI	BB	SO	LOB
22 Jason Kipnis, L (1, 4) OBP: 0.325, SLG: 0.354	C FF 94 S CH 85 X SL 89 0-2 7 G3-6 1B		B KC 80 C FF 94 S CH 87 B SL 90 S CH 87 2-3 ② K		C SI 94 1 SAFE B SI 95 X CH 85 1-1 ③ L8			C FF 94 L FF 95 S SL 84 0-3 ① K		4	0	1	0	0	2	2
7 David Murphy, L (1, 9) OBP: 0.326, SLG: 0.386	C FF 92 F FF 93 B FF 93 X SL 87 1-2 ① ② G3-6 1-2f		C FF 96 S CH 87 F CH 86 X FF 96 0-2 1B			B CH 86 C FF 93 B SL 87 F SI 94 B CH 84 X SL 89 3-2 ① F8		B FF 95 S SL 85 S SL 84 D SL 85 F SL 84 X SL 86 2-2 ② G1-3 1-3		4	0	1	0	0	0	2
23 Michael Brantley, L (1, 8) OBP: 0.378, SLG: 0.509	B KC 80 X FF 94 1-0 2B		C SI 96 S CH 86 B FF 94 C FF 95 1-3 ③ K			X SL 85 0-0 ② G4-3		B FF 95 X SL 85 1-0 ③ P6		4	0	1	0	0	1	2
41 Carlos Santana, S (1, 3) OBP: 0.370, SLG: 0.433	B SL 88 B SI 94 S SI 93 B SI 94 B SL 89 4-1 BB			B FF 94 F SI 93 B SI 94 F FF 95 S SL 84 2-3 ① K		C FF 94 B CH 84 S CH 86 B SL 88 B FF 95 X FF 94 3-2 ③ L4			B FF 93 C SL 87 X SL 88 1-1 ① P2	3	0	0	0	1	1	0
10 Yan Gomes, R (1, 2) OBP: 0.326, SLG: 0.486	C SL 88 F SL 88 S FF 94 0-3 ③ K			C FF 95 B SL 89 F SL 89 S CH 85 1-3 ② K			B SL 88 B FF 92 X FF 93 2-0 33 WP 1B		F FF 94 F SL 89 S FF 95 0-3 ② K	4	0	1	0	0	3	2
8 Lonnie Chisenhall, L (1, 5) OBP: 0.360, SLG: 0.466		B SI 93 F FF 94 B FF 95 F FF 94 F CH 86 X CH 87 2-2 ① G4-3		B FF 95 B FF 95 X SI 94 2-0 ③ G6-3			C SI 93 B SI 93 1 SAFE B SI 92 B SL 87 T FF 94 S FF 95 3-3 ① K		C FF 94 B SL 89 F SL 87 B FF 96 S FF 95 2-3 ③ K	4	0	0	0	0	2	1
33 Nick Swisher, S (1, 7) OBP: 0.278, SLG: 0.332		F FF 95 X FF 94 0-1 ② L9			C KC 78 B CH 85 X CH 85 1-1 ① G4-3		F FF 95 S CH 86 B CH 85 X FF 94 1-2 ② P5 1-2			3	0	0	0	0	0	1
11 José Ramírez, S (1, 6) OBP: 0.229, SLG: 0.197		C FF 95 F FF 94 X SI 95 0-2 ③ L5			B CH 84 F SI 94 F SI 95 X CH 86 1-2 E3		B FF 95 C FF 95 S SI 94 F SI 96 B SL 88 B FF 95 X FF 95 3-2 ③ G3-1			3	0	0	0	0	0	1
58 TJ House, R (1, 1) 20 C.C. Lee, R (7, 1) 4 Mike Aviles, R (7, 6) OBP: 0.282, SLG: 0.328			C SI 91 S FF 95 S SI 94 0-3 ① K		L FF 94 M SL 89 L SL 90 0-3 ② K			B FF 93 C SL 84 B FF 93 F FF 93 X FS 83 2-2 7 G1-3 7 S 1B		2 0 1	0 0 0	0 0 1	0 0 0	0 0 0	2 0 0	1 0 0
Inning Stats	R: 0 E: 0 K: 1 S: 11 H: 2 LOB: 2 BB: 1 P: 17	R: 0 E: 0 K: 0 S: 9 H: 0 LOB: 0 BB: 0 P: 11	R: 0 E: 0 K: 3 S: 13 H: 1 LOB: 1 BB: 0 P: 16	R: 0 E: 0 K: 2 S: 7 H: 0 LOB: 0 BB: 0 P: 12	R: 0 E: 1 K: 1 S: 10 H: 0 LOB: 1 BB: 0 P: 13	R: 0 E: 0 K: 0 S: 7 H: 0 LOB: 0 BB: 0 P: 13	R: 0 E: 0 K: 1 S: 11 H: 1 LOB: 1 BB: 0 P: 20	R: 0 E: 0 K: 1 S: 11 H: 1 LOB: 1 BB: 0 P: 16	R: 0 E: 0 K: 2 S: 8 H: 0 LOB: 0 BB: 0 P: 11	1B: 4 2B: 1 3B: 0 HR: 0 SF: 0 SAC: 0 DP: 1 HBP: 0						

AB	32
R	0
H	5
RBI	0
BB	1
SO	11
LOB	12

WP: 1 PB: 0 SB: 1 CS: 0 PA: 33

PITCHER		IP	WLS	BF	H	R	ER	SO	BB	IBB	HBP	BLK	WP	HR	S	P	ERA	WHIP
34 Homer Bailey, R ERA: 3.71	(1, 1)	7.0	W	26	4	0	0	8	1	0	0	0	1	0	68	102	0.00	0.714
43 Manny Parra, L ERA: 3.62	(8, 1)	1.0		4	1	0	0	1	0	0	0	0	0	0	11	16	0.00	1.000
51 Jonathan Broxton, R ERA: 1.1	(9, 1)	1.0		3	0	0	0	2	0	0	0	0	0	0	8	11	0.00	0.000

PITCHER		IP	WLS	BF	H	R	ER	SO	BB	IBB	HBP	BLK	WP	HR	S	P	ERA	WHIP

Cleveland Indians @ Cincinnati Reds

Great American Ball Park, Cincinnati, OH

Thu Aug 07 2014, 7:11 PM - 9:45 PM EDT

Att. 31,862 - Overcast - 75 F

BOTTOM

livebaseballscorecards.com

Batter	1	2	3	4	5	6	7	8	9	AB	R	H	RBI	BB	SO	LOB
6 Billy Hamilton, S (1, 8) OBP: 0.298, SLG: 0.399	C SI 90 X SI 90 0-1 32 1B 32 E 1B	S CH 82 X SI 88 0-1 ③ 1-H 3B			B SI 90 B CH 82 F SI 90 B SI 91 X SI 91 3-1 E3 21 CS		B SI 93 B CU 82 S SI 92 B SI 93 F SI 93 F SI 93 C CU 83 3-3 ② K			4	1	2	1	0	1	1
32 Jay Bruce, L (1, 9) OBP: 0.303, SLG: 0.380	F SI 91 C SI 90 D SL 83 1 SAFE F SL 83 X SI 91 1-2 E3 48 1B 1-H 1B		X SL 82 0-0 ① G3		B SI 91 F SL 84 C SI 90 1 SAFE S SL 85 1-3 ② K		T SI 94 F SI 94 S CU 83 0-3 ③ K			4	1	1	0	0	2	2
21 Todd Frazier, R (1, 3) OBP: 0.338, SLG: 0.460	T SI 91 X CH 83 0-1 ① L4		B SI 89 F SI 90 F SI 90 F SI 92 S SL 83 1-3 ② K		1 SAFE B SI 91 B SI 89 1 SAFE 2-0 ③ CS 1-2	B CU 74 C SI 88 B SL 80 B SI 90 B CH 82 4-1 17 S 17 1B BB		C SI 93 C SI 94 F CU 84 F SI 95 B SI 94 B CU 84 F CU 84 X SI 94 2-2 ① F7		3	1	0	0	1	1	1
39 Devin Mesoraco, R (1, 2) OBP: 0.360, SLG: 0.556	C SI 91 B SL 81 C SI 91 D SL 82 S SI 92 2-3 ② K		B CH 83 S CH 82 B SI 91 F SI 90 B SL 83 F CH 82 S SI 91 3-3 ③ K			F SI 89 X SI 90 0-1 ① F8		X SI 94 0-0 E5		4	0	0	0	0	2	2
48 Ryan Ludwick, R (1, 7) OBP: 0.321, SLG: 0.393	B SI 92 X CH 83 1-0 3-H 1B			T SI 90 B SL 80 S CH 82 C SI 92 1-3 ① K		D CU 75 1 SAFE X SI 89 1-0 ② F9		C CU 81 C SI 92 S CU 83 0-3 ② K		4	0	1	1	0	2	2
17 Kristopher Negrón, R (1, 4) OBP: 0.333, SLG: 0.558	F SI 91 C SI 91 X SL 82 0-2 ③ G5-3			B CU 76 S CH 82 X SI 90 1-1 7 G1-3 1B		B SI 91 B CH 83 S CH 83 F SI 90 X SL 83 2-2 1-H 1B		S CU 82 C SI 92 B SI 94 X CU 83 1-2 ③ L9		4	0	2	1	0	0	2
7 Ramon Santiago, S (1, 5) OBP: 0.324, SLG: 0.303		B SI 89 B SI 90 X SI 91 2-0 ① G1-3		C SI 89 C SI 89 X SI 90 0-2 ② G1-3 1-2		B SI 90 D SI 89 X SI 90 2-0 ③ L9				3	0	0	0	0	0	2
2 Zack Cozart, R (1, 6) OBP: 0.275, SLG: 0.305		C SI 90 F SI 89 B SI 92 X CH 82 1-2 ② G1-3		X CH 82 0-0 ③ F9			B SI 89 X SI 88 1-0 3B			3	0	1	0	0	0	1
34 Homer Bailey, R (1, 1) OBP: 0.186, SLG: 0.146 28 Chris Heisey, R (7, PH) OBP: 0.274, SLG: 0.366 43 Manny Parra, L (8, 1) 51 Jonathan Broxton, R (9, 1)		B SI 90 X SI 90 1-0 6 3B 1B			X SI 88 0-0 ① G4-3		X CU 81 0-0 ① G6-3			2 1 0 0	1 0 0 0	1 0 0 0	0 0 0 0	0 0 0 0	0 1 0 0	0 1 0 0
Inning Stats	R: 2 E: 1 K: 1 S: 15 H: 3 LOB: 1 BB: 0 P: 19	R: 1 E: 0 K: 0 S: 7 H: 2 LOB: 1 BB: 0 P: 11	R: 0 E: 0 K: 2 S: 9 H: 0 LOB: 0 BB: 0 P: 13	R: 0 E: 0 K: 1 S: 9 H: 1 LOB: 1 BB: 0 P: 11	R: 0 E: 1 K: 1 S: 6 H: 0 LOB: 0 BB: 0 P: 12	R: 1 E: 0 K: 0 S: 8 H: 1 LOB: 1 BB: 1 P: 17	R: 0 E: 0 K: 2 S: 9 H: 1 LOB: 1 BB: 0 P: 13	R: 0 E: 1 K: 1 S: 13 H: 0 LOB: 1 BB: 0 P: 16		1B: 6 2B: 0 3B: 2 HR: 0 SF: 0 SAC: 0 DP: 0 HBP: 0						

AB	32
R	4
H	8
RBI	3
BB	1
SO	8
LOB	14

WP: 0 PB: 0 SB: 1 CS: 1 PA: 34

PITCHER		IP	WLS	BF	H	R	ER	SO	BB	IBB	HBP	BLK	WP	HR	S	P	ERA	WHIP
58 TJ House, L ERA: 4.13	(1, 1)	6.0	L	26	8	4	3	5	1	0	0	0	0	0	55	85	4.50	1.500
20 C.C. Lee, R ERA: 3.68	(7, 1)	2.0		7	0	0	0	3	0	0	0	0	0	0	21	27	0.00	0.000

PITCHER	IP	WLS	BF	H	R	ER	SO	BB	IBB	HBP	BLK	WP	HR	S	P	ERA	WHIP

Cleveland Indians @ New York Yankees

Yankee Stadium, Bronx, NY

Fri Aug 08 2014, 7:10 PM - 11:02 PM EDT

Att. 43,972 - Clear - 80 F

livebaseballscorecards.com

Batter	1	2	3	4	5	6	7	8	9	AB	R	H	RBI	BB	SO	LOB
22 Jason Kipnis, L (1, 4) OBP: 0.328, SLG: 0.358	C FF 92 X SI 91 0-1 41 1B 2B		B FF 92 C FF 92 F CU 78 C FF 93 1-3 ① K		B CU 79 C SL 85 X FF 92 1-1 1B		B FF 93 B FF 93 C FF 93 S SL 83 D SL 85 B SL 80 4-2 23 BB 4 1B 41 2B 1-2 BB	C CU 74 B SI 88 B SI 89 X SI 88 2-1 ②③ G4-6-3 1-2r		4	2	2	0	1	1	2
4 Mike Aviles, R (1, 5) OBP: 0.281, SLG: 0.325	B FF 93 L FF 93 X CU 80 1-1 ① G5-3		B SI 91 F CU 78 S CU 79 X FF 93 1-2 ② L8		1 SAFE X FF 91 0-0 ③ L8		C FF 92 B SL 85 S SL 84 X SL 86 1-2 23 BB 41 2B 1-2 2-3 1B		C FF 94 S FF 97 S KC 84 0-3 ① K	5	1	1	0	0	1	3
23 Michael Brantley, L (1, 10) OBP: 0.381, SLG: 0.510	D SI 92 C CU 78 X FF 94 1-1 ② L4		B FF 93 C FF 92 B CH 87 D CU 79 B SI 91 4-1 1-2 BB			C FF 92 X FC 88 0-1 7 1B 2B	D FF 94 B FF 94 F FF 94 B FF 93 F SL 85 B SL 84 4-2 41 2B 7 SF7 1-2 2-3 3-H BB		X FF 97 0-0 ② G3	3	2	1	1	2	0	1
41 Carlos Santana, S (1, 3) OBP: 0.372, SLG: 0.438	B CU 80 F FF 94 C FF 94 B FF 95 B FF 94 F FC 89 X FF 94 3-2 2-H 1B		S CU 79 F CU 78 B CU 79 D CU 80 S SL 87 2-3 ③ K			C FF 93 B FF 90 S FF 90 F FF 91 F CH 83 S FF 94 1-3 ① K	C CU 79 X FF 94 0-1 33 G3 1-3 2-H 3-H 2B		F FF 96 X KC 84 0-1 7 1B 1B	5	0	3	3	0	2	3
7 David Murphy, L (1, 7) OBP: 0.327, SLG: 0.387	X FF 92 0-0 ③ P6			B CU 77 B FF 91 B FF 91 C CH 90 X FF 91 3-1 ① G4-3		F FC 89 X FF 91 0-1 33 1B 2-H 1B	S CH 87 X SL 87 0-1 ① SF7 3-H		X FF 98 0-0 33 DI 1-3 1B	4	0	2	2	0	0	1
33 Nick Swisher, S (1, 9) OBP: 0.277, SLG: 0.331		B FF 90 F FF 91 B CH 90 B FF 91 X FF 92 3-1 ① F8		F FF 91 B FF 93 S CU 77 B FF 93 S SL 87 2-3 ② K		1 SAFE B FF 92 F FF 93 X FF 90 1-1 1-2 1B	B CH 86 2 SAFE D CH 87 C FF 95 X FF 95 2-1 ② G3 2-3		C KC 85 F FF 98 D SV 87 B SV 87 B FF 99 S FF 99 3-3 ③ K 1-2	5	0	1	0	0	2	3
38 Chris Dickerson, L (1, 8) OBP: 0.329, SLG: 0.397		C FF 91 X CU 78 0-1 ② F7		B CU 77 T SL 87 X FF 92 1-1 ③ L9		B FF 94 S FC 88 C FF 94 C FF 90 1-3 ② K	S CU 82 T SL 89 D CU 82 F SL 88 B FF 95 C FF 94 2-3 ③ K			4	0	0	0	0	2	3
11 José Ramírez, S (1, 6) OBP: 0.230, SLG: 0.188		C FF 92 F CU 79 B SL 86 B CU 81 B FF 93 X FF 92 3-2 ③ L8		C FF 91 F FF 92 F CU 77 B SL 88 F SL 86 F SL 86 F FF 93 B FF 92 F CU 76 3-2 ① B CU 79 X FF 91 G4-3		X FF 90 0-0 ③ L9		B FF 94 C FF 93 B CH 86 B FF 95 B FF 93 4-1 22 G4-6-3 BB		3	0	0	0	1	0	2
55 Roberto Pérez, R (1, 2) OBP: 0.300, SLG: 0.414			C FF 94 B CU 78 B SL 86 B SI 93 S FF 93 X FF 94 3-2 23 BB 1B		B SL 87 F SL 87 B FF 92 S SL 86 B SL 86 F FF 93 X FF 92 3-2 ② P3		C FF 91 B FF 92 S SL 82 B SL 84 X FF 92 2-2 4 1B 22 BB 23 BB 1B	B SL 88 1 SAFE S FF 94 C SL 88 F FF 95 B SL 88 F SL 88 1 SAFE T FF 95 2-2 ① K		4	1	2	0	0	1	1
Inning Stats	R: 1 E: 0 K: 0 S: 11 H: 2 LOB: 1 BB: 0 P: 16	R: 0 E: 0 K: 0 S: 7 H: 0 LOB: 0 BB: 0 P: 13	R: 0 E: 0 K: 2 S: 13 H: 1 LOB: 2 BB: 1 P: 24	R: 0 E: 0 K: 1 S: 7 H: 0 LOB: 0 BB: 0 P: 13	R: 0 E: 0 K: 0 S: 15 H: 1 LOB: 1 BB: 0 P: 22	R: 1 E: 0 K: 2 S: 15 H: 3 LOB: 2 BB: 0 P: 18	R: 4 E: 0 K: 1 S: 20 H: 3 LOB: 1 BB: 2 P: 35	R: 0 E: 0 K: 1 S: 8 H: 0 LOB: 0 BB: 1 P: 16	R: 0 E: 0 K: 2 S: 10 H: 2 LOB: 2 BB: 0 P: 13	1B: 9 2B: 3 3B: 0 HR: 0 SF: 1 SAC: 0 DP: 1 HBP: 0						

TOP

AB	37
R	6
H	12
RBI	6
BB	4
SO	9
LOB	19

WP: 0 PB: 0 SB: 0 CS: 0 PA: 42

PITCHER		IP	WLS	BF	H	R	ER	SO	BB	IBB	HBP	BLK	WP	HR	S	P	ERA	WHIP
53 Esmil Rogers, R ERA: 5.16	(1, 1)	5.0	W	20	4	1	1	3	1	0	0	0	0	0	53	88	1.80	1.000
55 David Huff, L ERA: 3.94	(6, 1)	0.2		5	3	1	1	2	0	0	0	0	0	0	14	17	13.50	4.500
27 Shawn Kelley, R ERA: 4.17	(6, 1)	0.1	H	5	2	4	4	0	2	0	0	0	0	0	11	22	108.00	12.000
43 Adam Warren, R ERA: 3.12	(7, 1)	1.1		6	1	0	0	2	1	0	0	0	0	0	16	26	0.00	1.500
57 Rich Hill, L ERA: 13.5	(8, 1)	0.2		1	0	0	0	0	0	0	0	0	0	0	2	4	0.00	0.000

PITCHER		IP	WLS	BF	H	R	ER	SO	BB	IBB	HBP	BLK	WP	HR	S	P	ERA	WHIP
68 Dellin Betances, R ERA: 1.44	(9, 1)	1.0		5	2	0	0	2	0	0	0	0	0	0	10	13	0.00	2.000

Cleveland Indians @ New York Yankees

Yankee Stadium, Bronx, NY

Fri Aug 08 2014, 7:10 PM - 11:02 PM EDT

Att. 43,972 - Clear - 80 F

BOTTOM

livebaseballscorecards.com

Batter	1	2	3	4	5	6	7	8	9	AB	R	H	RBI	BB	SO	LOB
11 Brett Gardner, L (1, 7) OBP: 0.359, SLG: 0.459	K F8			2B		SH1-3 HR BB	F8			4	1	1	0	1	1	3
2 Derek Jeter, R (1, 6) OBP: 0.326, SLG: 0.329	E3 G6-3			K		SH1-3	F9			4	1	0	0	0	1	2
22 Jacoby Ellsbury, L (1, 8) OBP: 0.343, SLG: 0.400	BB G4-3			BB		HR IBB	K			2	2	0	0	3	1	1
36 Carlos Beltrán, S (1, 10) OBP: 0.306, SLG: 0.447	1B G3			F8		HR		G4-3		5	2	2	5	0	0	2
34 Brian McCann, L (1, 2) OBP: 0.294, SLG: 0.384 29 Francisco Cervelli, R (6, PH) OBP: 0.360, SLG: 0.463 (7, 2)	BB		1B K	K		2B		2B		2 2	1 1	1 2	0 0	1 0	1 0	2 0
12 Chase Headley, S (1, 3) OBP: 0.304, SLG: 0.363	BB		L4	P5	HBP	G3				3	1	0	1	1	0	2
33 Stephen Drew, L (1, 4) OBP: 0.251, SLG: 0.321	1B		P4	P5	FC3-6			F9		5	0	1	1	0	0	3
14 Martín Prado, R (1, 5) OBP: 0.316, SLG: 0.371	1B		HBP	F8	L8					3	0	1	1	0	0	1
31 Ichiro Suzuki, L (1, 9) OBP: 0.327, SLG: 0.321	FC4-6		K			BB	1B			3	1	1	0	1	1	4
Inning Stats	R: 5 E: 2 K: 1 S: 23 H: 3 LOB: 2 BB: 3 P: 44	R: 0 E: 0 K: 0 S: 6 H: 0 LOB: 0 BB: 0 P: 9	R: 0 E: 0 K: 1 S: 9 H: 1 LOB: 2 BB: 0 P: 12	R: 0 E: 0 K: 2 S: 14 H: 1 LOB: 2 BB: 1 P: 20	R: 0 E: 0 K: 0 S: 9 H: 0 LOB: 0 BB: 0 P: 15	R: 5 E: 1 K: 0 S: 12 H: 2 LOB: 3 BB: 3 P: 33	R: 0 E: 0 K: 1 S: 10 H: 1 LOB: 1 BB: 0 P: 14	R: 0 E: 0 K: 0 S: 11 H: 1 LOB: 1 BB: 0 P: 17			1B: 5 2B: 3 3B: 0 HR: 1 SF: 0 SAC: 1 DP: 0 HBP: 2				WP: 0 PB: 0 SB: 2 CS: 0 PA: 43		

PITCHER		IP	WLS	BF	H	R	ER	SO	BB	IBB	HBP	BLK	WP	HR	S	P	ERA	WHIP
47 Trevor Bauer, R ERA: 4.33	(1, 1)	3.1	L	21	5	5	3	3	4	0	1	0	0	0	46	79	8.10	2.700
50 Nick Hagadone, L ERA: 1.84	(4, 1)	1.1		4	0	0	0	1	0	0	0	0	0	0	8	11	0.00	0.000
44 John Axford, R ERA: 3.92	(5, 1)	0.2		6	1	4	4	0	2	1	0	0	0	1	14	31	54.00	4.500
35 Marc Rzepczynski, L ERA: 3.2	(6, 1)	0.1		3	1	1	0	0	0	0	1	0	0	0	3	7	0.00	3.000
27 Bryan Shaw, R ERA: 2.79	(6, 1)	0.1		1	0	0	0	0	0	0	0	0	0	0	2	5	0.00	0.000

PITCHER		IP	WLS	BF	H	R	ER	SO	BB	IBB	HBP	BLK	WP	HR	S	P	ERA	WHIP
43 Josh Tomlin, R ERA: 4.68	(7, 1)	1.1		6	2	0	0	1	0	0	0	0	0	0	16	24	0.00	1.500
37 Cody Allen, R ERA: 1.86	(8, 1)	0.2		2	0	0	0	0	0	0	0	0	0	0	5	7	0.00	0.000

AB	33
R	10
H	9
RBI	8
BB	7
SO	5
LOB	20

Batter	1	2	3	4	5	6	7	8	9	AB	R	H	RBI	BB	SO	LOB
22 Jason Kipnis, L (1, 4) OBP: 0.325, SLG: 0.354	B SI 89 C FC 89 F FC 89 F CU 80 S FF 92 1-3 ① **K**		C CU 80 F CU 80 X FC 90 0-2 ① G3		1 SAFE P PO 90 F FC 92 D CU 82 F FC 91 B FF 94 X FF 93 3-2 ② F8 1-3		C CU 74 B CU 74 X SI 90 1-1 ② FC3-2 1-2 2-3 3-Hf			4	0	0	0	0	1	4
7 David Murphy, L (1, 7) OBP: 0.324, SLG: 0.384 4 Mike Aviles, R (6, 7) OBP: 0.280, SLG: 0.324	B SI 91 X SI 90 1-0 ② G6-3		C FC 91 F CU 81 F FC 90 S FF 93 0-3 ② **K**		C CU 82 F FC 91 S FF 93 0-3 ③ **K**		C SL 84 S SL 85 F SL 85 B FF 93 D CH 86 B SL 87 S SL 84 3-3 ③ **K**			3 1	0 0	0 0	0 0	0 0	2 1	1 3
23 Michael Brantley, L (1, 10) OBP: 0.384, SLG: 0.519	C FC 90 F SI 92 X SI 93 0-2 1B		X SI 93 0-0 1B			C FC 90 C CU 80 X FC 90 0-2 ① F8		B SL 84 C FF 91 X SL 85 1-1 HR		4	1	3	1	0	0	0
41 Carlos Santana, S (1, 3) OBP: 0.369, SLG: 0.433	C CU 80 1 SAFE B FC 90 X SI 90 1-1 ③ G3		F SI 92 C FC 91 1 SAFE D CU 82 B FF 94 D CU 83 X SI 93 3-2 ③ P6			C SI 92 B FC 91 X CU 83 1-1 ② F9		C CH 82 X SI 92 0-1 ① F8		4	0	0	0	0	0	2
10 Yan Gomes, R (1, 2) OBP: 0.323, SLG: 0.480		C FC 90 B FC 90 F SI 91 X CU 82 1-2 ① F9		C CU 80 S SI 91 F FF 92 S CU 82 0-3 ① **K**		X FC 90 0-0 ③ L6		C SL 87 B SL 87 X SL 86 1-1 ② G5-3		4	0	0	0	0	1	0
33 Nick Swisher, S (1, 9) OBP: 0.278, SLG: 0.331 9 Ryan Raburn, R (7, 9) OBP: 0.251, SLG: 0.295		C SI 92 C CU 80 F FF 93 S CU 82 0-3 ② **K**		F CU 81 F FC 90 B FF 94 S CU 82 1-3 ② **K**			B CU 80 X SI 91 1-0 38 1B, 11 1B, 22 FC3-2, 1B	C SL 86 X SI 92 0-1 ③ G5-3		3 1	0 0	1 0	0 0	0 0	2 0	0 0
8 Lonnie Chisenhall, L (1, 5) OBP: 0.359, SLG: 0.463		B FF 92 F FC 92 X FC 91 1-1 11 HR 1B		F SI 93 F FC 92 B FF 94 X FC 92 1-2 ③ P6			F FC 89 S SI 91 T FC 90 0-2 ① **K**		B CH 82 X SL 84 1-0 ① F7	4	1	1	0	0	1	1
11 José Ramírez, S (1, 6) OBP: 0.256, SLG: 0.260		X FC 91 0-0 1-H HR			C SI 89 L CU 82 F CU 82 D CU 81 B FF 94 F SI 93 X FC 91 2-2 22 F8, 22 S, 1B		B FC 90 B SI 92 B SI 92 C FF 93 C SI 92 X SI 92 3-2 22 FC3-2, 38 1B 1-2 1B		C SI 91 B CH 83 B CH 84 F FF 92 B SL 84 X SI 92 3-2 ② L7	4	1	3	2	0	0	0
38 Chris Dickerson, L (1, 8) OBP: 0.324, SLG: 0.388		F SI 92 F FC 92 B FF 93 S CU 82 1-3 ③ **K**			1 SAFE 1 SAFE X FC 90 0-0 ① F8		C CU 74 X SI 89 0-1 22 FC3-2, 1B 1-2 2-3		F SL 86 S CH 85 F CH 86 X CH 85 0-2 ③ G3	4	0	1	0	0	1	1
Inning Stats	R: 0 E: 0 K: 1 S: 10 H: 1 LOB: 1 BB: 0 P: 13	R: 2 E: 0 K: 2 S: 13 H: 2 LOB: 0 BB: 0 P: 16	R: 0 E: 0 K: 1 S: 11 H: 1 LOB: 1 BB: 0 P: 14	R: 0 E: 0 K: 2 S: 10 H: 0 LOB: 0 BB: 0 P: 12	R: 0 E: 0 K: 1 S: 13 H: 1 LOB: 1 BB: 0 P: 17	R: 0 E: 0 K: 0 S: 6 H: 0 LOB: 0 BB: 0 P: 7	R: 0 E: 0 K: 2 S: 15 H: 3 LOB: 3 BB: 0 P: 23	R: 1 E: 0 K: 0 S: 8 H: 1 LOB: 0 BB: 0 P: 10	R: 0 E: 0 K: 0 S: 8 H: 0 LOB: 0 BB: 0 P: 12	1B: 7 2B: 0 3B: 0 HR: 2	SF: 0 SAC: 0 DP: 0 HBP: 0	WP: 0 PB: 0 SB: 1 CS: 0	PA: 36			

PITCHER		IP	WLS	BF	H	R	ER	SO	BB	IBB	HBP	BLK	WP	HR	S	P	ERA	WHIP
38 Brandon McCarthy, R ERA: 4.31	(1, 1)	6.1	L	26	7	2	2	8	0	0	0	0	0	1	70	90	2.84	1.105
57 Rich Hill, L ERA: 9.0	(7, 1)	0.1		2	1	0	0	0	0	0	0	0	0	0	4	5	0.00	3.000
39 Chase Whitley, R ERA: 5.02	(7, 1)	2.1		8	1	1	1	1	0	0	0	0	0	1	20	29	3.86	0.429

PITCHER	IP	WLS	BF	H	R	ER	SO	BB	IBB	HBP	BLK	WP	HR	S	P	ERA	WHIP

TOP

Cleveland Indians @ New York Yankees

Yankee Stadium, Bronx, NY

Sat Aug 09 2014, 1:12 PM - 4:09 PM EDT

Att. 47,376 - Partly Cloudy - 83 F

livebaseballscorecards.com

AB	36
R	3
H	9
RBI	3
BB	0
SO	9
LOB	12

Batter	1	2	3	4	5	6	7	8	9	AB	R	H	RBI	BB	SO	LOB
11 Brett Gardner, L (1, 7) OBP: 0.358, SLG: 0.460	C SI 92 C SI 92 F SL 89 S CU 84 0-3 ① K		C SL 86 B SL 87 B SI 93 F SI 93 S SL 88 2-3 ③ K		B SL 88 B CH 84 C SL 87 B SI 93 C SL 87 F CU 84 X SL 89 3-2 ③ G3-1			C FC 93 B SL 82 C FC 93 X FC 94 1-2 2B		4	0	1	0	0	2	2
2 Derek Jeter, R (1, 6) OBP: 0.325, SLG: 0.329	B SI 93 S SL 88 X SI 93 1-1 ② G1-3			C SI 93 B SI 94 X SI 93 1-1 ① G3		F CU 81 X SL 88 0-1 22 1B 1B		C FC 94 F SL 82 F FC 93 F FC 92 F SL 82 B FC 94 S SL 80 1-3 ① K		4	0	1	0	0	1	1
22 Jacoby Ellsbury, L (1, 8) OBP: 0.346, SLG: 0.405	F SI 93 C SI 94 B SI 94 F CU 84 S SL 89 1-3 ③ K			B SL 89 B SI 92 X SI 94 2-0 2B		B CH 83 B SL 88 X SI 93 2-0 1-2 1B		B FC 91 H FC 92 2-0 HBP		3	0	2	0	0	1	0
36 Carlos Beltrán, S (1, 10) OBP: 0.303, SLG: 0.441		B SI 91 B SL 88 F SI 92 B SI 93 X SI 94 3-1 ① G6-3		C CH 82 S SL 88 F CU 85 X SI 93 0-2 ② F8		F SI 94 C SI 94 C SI 94 0-3 ① K		S FC 93 F FC 92 B SL 81 S FC 94 1-3 ② K		4	0	0	0	0	2	5
12 Chase Headley, S (1, 3) OBP: 0.304, SLG: 0.359		B SI 94 C SI 93 B SL 89 B SL 88 S SI 94 F SI 94 X SI 94 3-2 ② F7		B SL 86 B SI 93 B SI 93 C SI 93 C SL 88 B SI 94 4-2 BB		B SL 86 C SL 89 F SL 89 S CU 84 1-3 ② K		B FC 91 C FC 93 S SL 81 B FC 94 F FC 94 S SL 83 2-3 ③ K		3	0	0	0	1	2	4
33 Stephen Drew, L (1, 4) OBP: 0.246, SLG: 0.313		C SI 93 B CH 84 F SI 94 F SL 89 X CU 83 1-2 ③ G4-3		B SI 94 F SL 88 B SI 94 F SI 93 F CU 83 B SI 94 S SL 87 3-3 ③ K		B SL 86 T SL 88 C SI 94 S SI 94 1-3 ③ K			C FF 96 C KC 86 S KC 87 0-3 ① K	4	0	0	0	0	3	4
14 Martín Prado, R (1, 5) OBP: 0.313, SLG: 0.367			C SI 91 F SL 88 B SI 92 S CU 84 1-3 ① K		S SL 86 S SL 87 B SL 88 C CU 82 1-3 ① K		C FF 90 B SL 87 X FF 92 1-1 ① F8		B FF 96 F FF 96 B KC 86 X FF 96 2-1 ② G4-3	4	0	0	0	0	2	0
31 Ichiro Suzuki, L (1, 9) OBP: 0.326, SLG: 0.320			C SL 87 S CH 84 B SI 94 F SI 94 X CU 84 1-2 ② G1-3		B CU 80 S SI 92 B SI 92 B SL 87 S SI 92 F SL 88 X SI 93 3-2 29 S 1B		F FF 92 X CU 79 0-1 ② G6-3		C KC 86 S FF 96 S FF 96 0-3 ③ K	4	0	1	0	0	1	0
29 Francisco Cervelli, R (1, 2) OBP: 0.359, SLG: 0.452			B SI 94 C SI 93 F SL 89 F SL 88 H SI 94 2-2 HBP		C CU 81 C SI 92 B SL 88 S SL 88 1-3 ② K 1-2		B SL 88 B FF 93 X SL 88 2-0 ③ G6-3			2	0	0	0	0	1	1
Inning Stats	R: 0 E: 0 K: 2 S: 10 H: 0 LOB: 0 BB: 0 P: 12	R: 0 E: 0 K: 0 S: 10 H: 0 LOB: 0 BB: 0 P: 17	R: 0 E: 0 K: 2 S: 13 H: 0 LOB: 1 BB: 0 P: 19	R: 0 E: 0 K: 1 S: 13 H: 1 LOB: 2 BB: 1 P: 23	R: 0 E: 0 K: 2 S: 14 H: 1 LOB: 1 BB: 0 P: 22	R: 0 E: 0 K: 3 S: 12 H: 2 LOB: 2 BB: 0 P: 16	R: 0 E: 0 K: 0 S: 5 H: 0 LOB: 0 BB: 0 P: 8	R: 0 E: 0 K: 3 S: 16 H: 1 LOB: 2 BB: 0 P: 23	R: 0 E: 0 K: 2 S: 8 H: 0 LOB: 0 BB: 0 P: 10	1B: 3 2B: 2 3B: 0 HR: 0	SF: 0 SAC: 0 DP: 0 HBP: 2	WP: 0 PB: 0 SB: 1 CS: 0	PA: 35			

PITCHER		IP	WLS	BF	H	R	ER	SO	BB	IBB	HBP	BLK	WP	HR	S	P	ERA	WHIP
28 Corey Kluber, R ERA: 2.46	(1, 1)	6.0	W	24	4	0	0	10	1	0	1	0	0	0	72	109	0.00	0.833
48 Scott Atchison, R ERA: 3.22	(7, 1)	1.0	H	3	0	0	0	0	0	0	0	0	0	0	5	8	0.00	0.000
27 Bryan Shaw, R ERA: 2.73	(8, 1)	1.0	H	5	1	0	0	3	0	0	1	0	0	0	16	23	0.00	1.000
37 Cody Allen, R ERA: 1.82	(9, 1)	1.0	S	3	0	0	0	2	0	0	0	0	0	0	8	10	0.00	0.000

PITCHER	IP	WLS	BF	H	R	ER	SO	BB	IBB	HBP	BLK	WP	HR	S	P	ERA	WHIP

BOTTOM

Cleveland Indians @ New York Yankees

Yankee Stadium, Bronx, NY

Sat Aug 09 2014, 1:12 PM - 4:09 PM EDT

Att. 47,376 - Partly Cloudy - 83 F

livebaseballscorecards.com

AB	32
R	0
H	5
RBI	0
BB	1
SO	15
LOB	17

Cleveland Indians @ New York Yankees

Yankee Stadium, Bronx, NY

Sun Aug 10 2014, 1:10 PM - 4:18 PM EDT

Att. 46,152 - Partly Cloudy - 83 F

livebaseballscorecards.com

Batter	1	2	3	4	5	6	7	8	9	AB	R	H	RBI	BB	SO	LOB
22 Jason Kipnis, L (1, 4) OBP: 0.328, SLG: 0.360	B SI 90 C SI 91 S FS 85 X FS 86 1-2 23 WP 11 G4-3 23 1B 1B		B SI 91 C SL 82 F FF 90 B FS 87 F SL 84 F SI 91 F FS 86 B SI 92 X SL 84 3-2 11 SH1-4 23 SF9 2B		B SI 91 B SI 92 C SI 91 X SI 91 2-1 ① F7		B FF 92 X FC 88 1-0 23 S 11 SH1-4 10 1B 1B	C CU 82 B FF 95 B FC 91 F FF 93 F CU 82 F FF 95 F CU 85 F CU 83 S FF 96 2-3 ③ K		5	3	3	0	0	1	3
11 José Ramírez, S (1, 6) OBP: 0.259, SLG: 0.263	1 SAFE C SI 91 B SL 83 B SI 90 1 SAFE X SI 90 2-1 ① G4-3 1-2		X FC 90 0-0 ① SH1-4 2-3		F FF 89 D FS 86 1 SAFE B SI 90 B SI 91 C SI 92 F SI 91 X SI 90 3-2 23 FC3-6 1-2 1B		X FF 92 0-0 ① SH1-4 1-2		C FF 94 F FF 95 X CU 83 0-2 ① G1-3	3	0	1	0	0	0	1
23 Michael Brantley, L (1, 10) OBP: 0.384, SLG: 0.518	C FF 91 B FS 87 F FF 92 X FS 88 1-2 10 1B 2-H 1B		B FF 91 F FF 91 B SL 83 C FF 91 X SL 84 2-2 ② SF9 3-H		X FS 86 0-0 ② FC3-6 10 BB 41 BB 1-2f 2-3		B FF 92 B FC 89 B FF 90 B FC 88 4-0 10 1B 2-3 BB		B FF 94 C FF 94 T FC 92 T FF 94 1-2 ② K	3	0	1	2	1	1	2
41 Carlos Santana, S (1, 3) OBP: 0.367, SLG: 0.429	C SI 92 1 SAFE X FF 89 0-1 ② F9		C FS 86 S FS 87 F FS 87 F FS 87 F FF 92 B FS 87 X FS 87 1-2 ③ G3-1		F FS 86 B FF 92 B FS 86 B FS 87 B SI 94 4-1 10 BB 1-2 BB		C SL 81 C FF 92 S SL 81 0-3 ② K		B FF 93 B CU 84 X FF 94 2-0 ③ G5-3	4	0	0	0	1	1	3
10 Yan Gomes, R (1, 2) OBP: 0.327, SLG: 0.482	C SL 83 X SI 91 0-1 1-3 1B			C SI 91 B SL 82 C SL 83 S FS 87 1-3 ① K	B SL 85 F SL 84 B SL 83 B SI 93 B SI 92 4-1 1-2 2-3 3-H BB		F SL 82 F SL 93 B SL 83 F SL 84 D SL 85 B SL 83 F SL 83 X FF 93 3-2 1-3 3-H 1B			3	0	2	2	1	1	0
8 Lonnie Chisenhall, L (1, 5) OBP: 0.358, SLG: 0.459	X FS 86 0-0 ③ G3			C SI 93 F FF 90 B SL 84 B FS 88 B FS 87 F SI 92 B SI 92 4-2 BB	B FF 90 C FF 92 X FF 90 1-1 ③ G4-3		B SL 84 B FF 93 C FF 94 C SL 83 S SL 84 2-3 ③ K			3	0	0	0	1	1	7
6 Zach Walters, S (1, 7) OBP: 0.277, SLG: 0.429 62 Tyler Holt, R (8, PR) (8, 7)		C SI 91 B FF 88 S FS 86 B FS 86 S SL 82 2-3 ① K		X FS 86 0-0 ② F8	B FF 90 B FC 88 X FC 89 2-0 ① F8			B FF 96 S FF 96 B FF 96 S FF 95 B CU 83 F FF 95 B FF 96 4-2 9 G1-3 BB		3 0	0 0	0 0	0 0	1 0	1 0	1 0
38 Chris Dickerson, L (1, 8) OBP: 0.321, SLG: 0.371		B CU 75 B SI 92 F SI 91 B FS 86 T SI 90 B SI 90 4-2 9 G6-4-3 BB		B FF 90 B FS 85 C SI 90 S SI 92 C SI 92 2-3 ③ K	B FC 88 B FC 88 F FF 93 C FF 92 B FC 89 F FF 93 X FF 92 3-2 ② F8			B FC 91 1 SAFE X FF 94 1-0 ① F8		3	0	0	0	1	1	2
9 Ryan Raburn, R (1, 9) OBP: 0.251, SLG: 0.291		B SI 91 1 SAFE B SL 82 C SI 90 1 SAFE X SI 90 2-1 ②③ G6-4-3 1-2f			C SL 82 F SL 82 B SI 92 H SI 92 2-2 23 FC3-6 11 1B 10 BB HBP	B FF 90 F FF 92 B FC 87 C FF 90 B FF 91 F FF 91 X FF 93 3-2 ③ G4-3		X FF 95 0-0 ② G1-3 1-2		3	1	0	0	0	0	2
Inning Stats	R: 1 E: 0 K: 0 S: 13 H: 3 LOB: 2 BB: 0 P: 17	R: 0 E: 0 K: 1 S: 7 H: 0 LOB: 0 BB: 1 P: 15	R: 1 E: 0 K: 0 S: 16 H: 1 LOB: 0 BB: 0 P: 22	R: 0 E: 0 K: 2 S: 10 H: 0 LOB: 1 BB: 1 P: 17	R: 1 E: 0 K: 0 S: 13 H: 1 LOB: 3 BB: 2 P: 29	R: 0 E: 0 K: 0 S: 9 H: 0 LOB: 0 BB: 0 P: 17	R: 1 E: 0 K: 2 S: 13 H: 2 LOB: 2 BB: 1 P: 23	R: 0 E: 0 K: 1 S: 12 H: 0 LOB: 2 BB: 1 P: 19	R: 0 E: 0 K: 1 S: 7 H: 0 LOB: 0 BB: 0 P: 10	1B: 6 2B: 1 3B: 0 HR: 0 SF: 1 SAC: 2 DP: 1 HBP: 1						

TOP	
AB	30
R	4
H	7
RBI	4
BB	6
SO	7
LOB	21

WP: 1 PA: 40
PB: 0
SB: 1
CS: 0

PITCHER		IP	WLS	BF	H	R	ER	SO	BB	IBB	HBP	BLK	WP	HR	S	P	ERA	WHIP
18 Hiroki Kuroda, R ERA: 4.03	(1, 1)	4.2	L	23	5	3	3	3	4	0	1	0	1	0	57	97	5.79	1.929
55 David Huff, L ERA: 3.99	(5, 1)	1.2		7	1	1	1	0	1	0	0	0	0	0	13	27	5.40	1.200
27 Shawn Kelley, R ERA: 4.1	(7, 1)	0.2		3	1	0	0	2	0	0	0	0	0	0	11	16	0.00	1.500
65 Bryan Mitchell, R ERA:	(8, 1)	2.0		7	0	0	0	2	1	0	0	0	0	0	19	29	0.00	0.500

PITCHER	IP	WLS	BF	H	R	ER	SO	BB	IBB	HBP	BLK	WP	HR	S	P	ERA	WHIP

Batter	1	2	3	4	5	6	7	8	9	AB	R	H	RBI	BB	SO	LOB
11 Brett Gardner, L (1, 7) OBP: 0.355, SLG: 0.455	C FF 96 B CH 89 X FF 96 1-1 ① P6		C FF 95 B SI 96 B CH 89 F FF 97 X SL 88 2-2 ② G3			B SI 92 C SI 92 S CU 84 C SI 93 1-3 ② K			B FF 94 C FF 95 C KC 85 X FF 95 1-2 ① P6	4	0	0	0	0	1	0
2 Derek Jeter, R (1, 6) OBP: 0.322, SLG: 0.325	F FF 97 F FF 98 B FF 96 F SL 89 X FF 95 1-2 ② G6-3		B CU 79 S FF 96 S SL 88 B FF 97 B SL 88 F FF 97 X SL 87 3-2 ③ F8			C SI 95 F CU 84 B SI 94 B CU 84 S CU 83 2-3 ③ K			C FF 95 B FF 95 X KC 87 1-1 ② G4-3	4	0	0	0	0	1	0
22 Jacoby Ellsbury, L (1, 8) OBP: 0.348, SLG: 0.412	C FF 96 C SI 95 B CH 91 B CU 85 F FF 98 B SL 88 X FF 98 3-2 25 S 1B			F SI 96 B FF 96 S CH 87 B CU 82 B FF 97 X FF 97 3-2 ① G3-1			C FF 92 B SL 89 X FF 92 1-1 ① G4-3		B KC 86 T FF 95 B KC 87 X FF 95 2-1 HR	4	1	2	1	0	0	0
25 Mark Teixeira, S (1, 3) OBP: 0.332, SLG: 0.444	1 SAFE 1 SAFE B FF 95 C SI 94 1 SAFE F FF 94 F CU 78 F FF 95 1 SAFE 2-2 ③ L4 D CU 81 X FF 97 1-2			C FF 97 B SI 95 B FF 96 C FF 96 B FF 97 S FF 95 3-3 ② K			B FF 93 C SL 88 F FF 93 X SL 88 1-2 36 G4-6-3 1B		X FF 95 0-0 ③ G3	4	0	1	0	0	1	1
36 Carlos Beltrán, S (1, 10) OBP: 0.300, SLG: 0.437		F SI 95 B CU 80 X SI 96 1-1 ① F7		B CH 88 F CH 88 X FF 97 1-1 ③ G6-3			X SL 87 0-0 ②③ G4-6-3 1-2f			3	0	0	0	0	0	1
33 Stephen Drew, L (1, 4) OBP: 0.247, SLG: 0.313		C SI 96 B CH 89 X FF 97 1-1 1B			C FF 95 F SI 94 F CU 82 B SI 97 S CH 88 1-3 ① K			C FC 93 X FC 92 0-1 ① F7		3	0	1	0	0	1	0
14 Martín Prado, R (1, 5) OBP: 0.311, SLG: 0.365		B SL 86 F SI 94 C SL 85 B CU 80 F SI 94 S SL 87 2-3 ② K			B FF 96 B SL 84 F FF 95 X FF 96 2-1 ② F9			C FC 92 S SL 82 B FC 94 X FC 94 1-2 ② G3-1		3	0	0	0	0	1	1
31 Ichiro Suzuki, L (1, 9) OBP: 0.326, SLG: 0.324		C FF 95 F FF 95 1 SAFE C FF 97 0-3 ③ K			C CH 88 S SL 88 X FF 97 0-2 ③ L7			X FC 93 0-0 2B		3	0	1	0	0	1	1
29 Francisco Cervelli, R (1, 2) OBP: 0.347, SLG: 0.437			X FF 94 0-0 ① F8			B SI 92 B SI 92 B SI 92 C SI 91 X SI 92 3-1 ① F9		B FC 92 B FC 93 C FC 92 C FC 93 S SL 82 2-3 ③ K		3	0	0	0	0	1	1
Inning Stats	R: 0 E: 0 K: 0 S: 15 H: 1 LOB: 1 BB: 0 P: 22	R: 0 E: 0 K: 2 S: 11 H: 1 LOB: 1 BB: 0 P: 15	R: 0 E: 0 K: 0 S: 8 H: 0 LOB: 0 BB: 0 P: 13	R: 0 E: 0 K: 1 S: 8 H: 0 LOB: 0 BB: 0 P: 15	R: 0 E: 0 K: 1 S: 9 H: 0 LOB: 0 BB: 0 P: 12	R: 0 E: 0 K: 2 S: 8 H: 0 LOB: 0 BB: 0 P: 14	R: 0 E: 0 K: 0 S: 6 H: 1 LOB: 0 BB: 0 P: 8	R: 0 E: 0 K: 1 S: 9 H: 1 LOB: 1 BB: 0 P: 12	R: 1 E: 0 K: 0 S: 8 H: 1 LOB: 0 BB: 0 P: 12	1B: 3 2B: 1 3B: 0 HR: 1 SF: 0 SAC: 0 DP: 1 HBP: 0						

PITCHER	IP	WLS	BF	H	R	ER	SO	BB	IBB	HBP	BLK	WP	HR	S	P	ERA	WHIP
59 Carlos Carrasco, R (1, 1) ERA: 3.6	5.0	W	17	2	0	0	4	0	0	0	0	0	0	51	77	0.00	0.400
20 C.C. Lee, R (6, 1) ERA: 3.45	1.0	H	3	0	0	0	2	0	0	0	0	0	0	8	14	0.00	0.000
48 Scott Atchison, R (7, 1) ERA: 3.16	1.0		3	1	0	0	0	0	0	0	0	0	0	6	8	0.00	1.000
27 Bryan Shaw, R (8, 1) ERA: 2.68	1.0		4	1	0	0	1	0	0	0	0	0	0	9	12	0.00	1.000
37 Cody Allen, R (9, 1) ERA: 1.97	1.0		4	1	1	1	0	0	0	0	0	0	1	8	12	9.00	1.000

PITCHER	IP	WLS	BF	H	R	ER	SO	BB	IBB	HBP	BLK	WP	HR	S	P	ERA	WHIP

BOTTOM

Cleveland Indians @ New York Yankees

Yankee Stadium, Bronx, NY

Sun Aug 10 2014, 1:10 PM - 4:18 PM EDT

Att. 46,152 - Partly Cloudy - 83 F

livebaseballscorecards.com

AB	31
R	1
H	5
RBI	1
BB	0
SO	7
LOB	5

Batter	1	2	3	4	5	6	7	8	9	AB	R	H	RBI	BB	SO	LOB
5 Ender Inciarte, L (1, 8) OBP: 0.290, SLG: 0.324	C FF 94 X FF 93 0-1 P5			B FC 87 C FF 94 B CH 82 T FF 94 S KC 79 2-3 K2-3		F FC 86 X CH 82 0-1 1 S 1B		B FF 94 F FF 94 B ST 80 X FF 94 2-1 L3		4	0	1	0	0	1	0
1 Didi Gregorius, L (1, 6) OBP: 0.329, SLG: 0.403	C FF 94 S CH 82 D KC 78 F FF 94 F KC 78 X FC 85 1-2 G4-3			B CH 82 C FC 88 C FF 94 F KC 79 X FF 96 1-2 F7		1 SAFE B FF 94 B FF 95 B CH 89 X FF 95 3-0 F8 1-2			X FF 95 0-0 P5	4	0	0	0	0	0	1
6 David Peralta, L (1, 9) OBP: 0.341, SLG: 0.477	C CH 87 F FC 86 S KC 78 0-3 K			B CH 82 F FC 89 F ST 81 B FF 95 S KC 79 2-3 K			B FF 94 C FC 86 B FF 94 F FC 85 B KC 78 C FF 95 3-3 K		C FF 96 F FF 96 B KC 87 F KC 87 S KC 88 1-3 K	4	0	0	0	0	4	0
15 Mark Trumbo, R (1, 10) OBP: 0.277, SLG: 0.407		C FF 92 B FC 84 B CH 89 B FF 93 B FF 93 4-1 2 CS BB			C FF 95 C FC 85 X KC 78 0-2 P4		S FF 94 X ST 80 0-1 26 2B 2 G6-3 1B		B KC 86 B FF 96 B FF 96 B FF 95 4-0 BB	2	1	1	0	2	0	0
26 Miguel Montero, L (1, 2) OBP: 0.347, SLG: 0.411		F CH 83 F CH 88 S KC 79 0-3 K			B FF 95 X FC 87 1-0 G4-3		B FF 94 S FF 95 S FF 95 X KC 78 1-2 2 G6-3 1-3 2B		C KC 86 B FF 95 S KC 86 B FF 94 C KC 87 2-3 K	4	0	1	0	0	2	2
2 Aaron Hill, R (1, 4)		C FC 86 1 SAFE X ST 81 0-1 L9 1-2			B FF 95 B FC 86 C FF 95 F FF 95 B KC 82 F FF 96 S FC 88 3-3 K		F FC 86 B FF 96 C FF 96 D KC 81 X FF 96 2-2 G6-3 2-3 3-H			3	0	0	1	0	1	2
19 Jake Lamb, L (1, 5) OBP: 0.235, SLG: 0.188			X FF 93 0-0 F9			B FF 94 B FC 86 F FF 93 B FF 94 B FF 94 4-1 14 1B 31 G6-4-3 BB	C FF 97 B FC 88 F CH 83 B FF 97 S KC 80 2-3 K			2	1	0	0	1	1	1
14 Xavier Paul, L (1, 7) OBP: 0.286, SLG: 0.286			B FF 93 C CH 82 S ST 81 S KC 80 1-3 K			B FF 93 F CH 88 C CH 82 X KC 78 1-2 31 G6-4-3 1-3 1B		F FF 92 B CH 80 F KC 78 B KC 79 X FF 95 2-2 G4-3		3	0	1	0	0	1	0
31 Jordan Pacheco, R (1, 3) OBP: 0.277, SLG: 0.333			C FF 94 C FC 85 B FF 96 B KC 78 C FF 96 2-3 K			B FC 87 F FF 94 S ST 81 X KC 79 1-2 G6-4-3 1-2f 3-H		C ST 79 X FF 95 0-1 G6-3		3	0	0	0	0	1	1
Inning Stats	R: 0 E: 0 K: 1 S: 10 H: 0 LOB: 0 BB: 0 P: 11	R: 0 E: 0 K: 1 S: 6 H: 0 LOB: 0 BB: 1 P: 10	R: 0 E: 0 K: 2 S: 7 H: 0 LOB: 0 BB: 0 P: 10	R: 0 E: 0 K: 2 S: 10 H: 0 LOB: 0 BB: 0 P: 15	R: 0 E: 0 K: 1 S: 8 H: 0 LOB: 0 BB: 0 P: 12	R: 1 E: 0 K: 0 S: 10 H: 2 LOB: 1 BB: 1 P: 19	R: 1 E: 0 K: 2 S: 14 H: 2 LOB: 1 BB: 0 P: 22	R: 0 E: 0 K: 0 S: 8 H: 0 LOB: 0 BB: 0 P: 12	R: 0 E: 0 K: 2 S: 8 H: 0 LOB: 1 BB: 1 P: 15	1B: 3 2B: 1 3B: 0 HR: 0	SF: 0 SAC: 0 DP: 1 HBP: 0					

Arizona Diamondbacks @ Cleveland Indians

Progressive Field, Cleveland, OH

Wed Aug 13 2014, 4:08 PM - 6:58 PM EDT

Clear - 72 F

TOP

livebaseballscorecards.com

AB	29
R	2
H	4
RBI	1
BB	3
SO	11
LOB	7

PITCHER		IP	WLS	BF	H	R	ER	SO	BB	IBB	HBP	BLK	WP	HR	S	P	ERA	WHIP
47 Trevor Bauer, R ERA: 4.18	(1, 1)	8.0		28	4	2	2	9	2	0	0	0	0	0	73	111	2.25	0.750
37 Cody Allen, R ERA: 1.93	(9, 1)	1.0	W	4	0	0	0	2	1	0	0	0	0	0	8	15	0.00	1.000

PITCHER	IP	WLS	BF	H	R	ER	SO	BB	IBB	HBP	BLK	WP	HR	S	P	ERA	WHIP

Batter	1	2	3	4	5	6	7	8	9	AB	R	H	RBI	BB	SO	LOB
22 Jason Kipnis, L (1, 4) OBP: 0.328, SLG: 0.359	B FF 90 C FF 90 B SI 90 B SL 84 F SI 89 T FF 90 3-2 ① **K**		1 SAFE B SL 82 C CU 78 S FF 89 F FF 89 X CU 76 1-2 ③ **G4-3**			X SL 83 0-0 **E9** 23 1B 1-3 1B	C SI 90 B SL 79 B SL 79 T SI 91 S FF 93 2-3 ③ **K**			4	1	1	0	0	2	3
4 Mike Aviles, R (1, 6) OBP: 0.279, SLG: 0.327	C SI 88 B CH 83 X CU 77 1-1 ② **G6-3**			C CU 77 X CU 76 0-1 23 L3-6 2B		B SL 81 X SL 80 1-0 ② **P2**		B SL 77 F SI 89 B FF 91 B FF 90 C SL 79 X FF 92 3-2 ① **G3**		4	0	1	0	0	0	2
23 Michael Brantley, L (1, 8) OBP: 0.383, SLG: 0.516	C FF 90 C SL 82 B FF 91 F CU 78 B FF 90 F FF 90 F SL 79 C SL 79 2-3 ③ **K**			B FF 90 F FF 89 F CU 76 D SL 84 B SL 84 F FF 90 F FF 91 X CU 77 3-2 ① ② **L3-6** 2-2		F SL 84 X SL 83 0-1 41 2B 2-H 3-H 1B		B FF 92 X SI 92 1-0 **E4** 10 1B		4	0	1	2	0	1	1
41 Carlos Santana, S (1, 3) OBP: 0.366, SLG: 0.429		C CU 76 C SL 80 S CU 78 0-3 ① **K**		B FF 91 X SI 89 1-0 ③ **P3**		1 SAFE X SI 89 0-0 1-3 2B		B SI 84 F SI 84 1 SAFE C SI 84 B CH 76 F CU 72 1 SAFE F CU 72 F CH 77 2-2 ② **P5** X SI 85		4	0	1	0	0	1	1
10 Yan Gomes, R (1, 2) OBP: 0.327, SLG: 0.479		B SI 88 C CU 75 S FF 90 F FF 89 F SI 89 B SL 84 S CU 75 2-3 ② **K**			X CH 83 0-0 ① **L8**	B SI 93 X SI 94 1-0 ③ **G5-3**		1 SAFE X CU 71 0-0 1-2 1B		4	0	1	0	0	1	2
9 Ryan Raburn, R (1, 10) OBP: 0.249, SLG: 0.287 38 Chris Dickerson, L (7, PH) OBP: 0.325, SLG: 0.366 (8, 10)		C CU 76 C CU 75 D CU 77 S FF 90 1-3 ③ **K**			C SI 90 B SI 90 F SL 83 B FF 90 X FF 90 2-2 ② **P6**		B SI 94 T SI 93 B SI 93 F CH 85 B SI 94 B SI 94 4-2 6 FC4-6 8 BB BB	B CH 76 X SI 84 1-0 ③ **G4-3**		2 1	0 0	0 0	0 0	0 1	1 0	0 2
8 Lonnie Chisenhall, L (1, 5) OBP: 0.357, SLG: 0.455			C SL 80 S CU 77 X CU 76 0-2 ① **P4**		B FF 90 T CH 82 S SI 90 F SI 90 X CH 77 1-2 ③ **L8**		1 SAFE B SI 93 F FF 94 1 SAFE B FF 94 B SI 93 F SI 94 F SI 94 B CH 86 4-2 6 FC4-6 1-2 BB		S CH 84 C CH 85 T CH 84 0-2 ① **K**	3	0	0	0	1	1	0
6 Zach Walters, S (1, 7) OBP: 0.294, SLG: 0.500			B SI 88 F CH 82 B FF 89 X FF 89 2-1 ② **L7**			F SL 84 C SI 90 B FF 89 F SI 91 F CU 78 F CU 76 B FF 89 F SI 91 X SI 92 2-2 22 E 23 1B 1B	L SI 93 B SI 93 2 SAFE M SI 92 2 SAFE X SI 93 1-2 ① ② **FC4-6** 62 1B 1-2f 2-3		B FF 93 S FF 94 S FF 94 X FF 94 1-2 **HR**	4	2	2	1	0	0	2
62 Tyler Holt, R (1, 9) OBP: 0.600, SLG: 0.500			B SI 91 S FF 90 C FF 90 X FF 90 1-2 1B			B FF 91 C CU 77 F FF 90 S SI 89 1-3 ① **K**	X SI 93 0-0 1-2 1B			3	0	2	0	0	1	1
Inning Stats	R: 0 E: 0 K: 2 S: 11 H: 0 LOB: 0 BB: 0 P: 17	R: 0 E: 0 K: 3 S: 11 H: 0 LOB: 0 BB: 0 P: 14	R: 0 E: 0 K: 0 S: 12 H: 1 LOB: 1 BB: 0 P: 16	R: 0 E: 0 K: 0 S: 8 H: 1 LOB: 0 BB: 0 P: 12	R: 0 E: 0 K: 0 S: 8 H: 0 LOB: 0 BB: 0 P: 11	R: 2 E: 1 K: 1 S: 16 H: 4 LOB: 2 BB: 0 P: 21	R: 0 E: 0 K: 1 S: 12 H: 1 LOB: 2 BB: 2 P: 23	R: 0 E: 1 K: 0 S: 12 H: 1 LOB: 2 BB: 0 P: 19	R: 1 E: 0 K: 1 S: 6 H: 1 LOB: 0 BB: 0 P: 7	1B: 6 2B: 3 3B: 0 HR: 1 SF: 0 SAC: 0 DP: 1 HBP: 0	WP: 0 PB: 0 SB: 0 CS: 0 PA: 35					

PITCHER		IP	WLS	BF	H	R	ER	SO	BB	IBB	HBP	BLK	WP	HR	S	P	ERA	WHIP
54 Vidal Nuño, L ERA: 4.92	(1, 1)	5.2		22	6	2	2	6	0	0	0	0	0	0	65	89	3.18	1.059
50 Evan Marshall, R ERA: 3.12	(6, 1)	1.0		5	1	0	0	0	2	0	0	0	0	0	10	20	0.00	3.000
59 Oliver Pérez, L ERA: 2.14	(7, 1)	0.2		3	0	0	0	1	0	0	0	0	0	0	7	13	0.00	0.000
29 Brad Ziegler, R ERA: 3.17	(8, 1)	0.2		3	1	0	0	0	0	0	0	0	0	0	8	11	0.00	1.500
48 Randall Delgado, R ERA: 5.34	(9, 1)	0.1	L	2	1	1	1	1	0	0	0	0	0	1	6	7	27.00	3.000

PITCHER	IP	WLS	BF	H	R	ER	SO	BB	IBB	HBP	BLK	WP	HR	S	P	ERA	WHIP

BOTTOM

Arizona Diamondbacks @ Cleveland Indians

Progressive Field, Cleveland, OH

Wed Aug 13 2014, 4:08 PM - 6:58 PM EDT

Clear - 72 F

livebaseballscorecards.com

AB	33
R	3
H	9
RBI	3
BB	2
SO	8
LOB	14

Batter	1	2	3	4	5	6	7	8	9	10	11	12	AB	R	H	RBI	BB	SO	LOB
5 Ender Inciarte, L (1, 8) OBP: 0.291, SLG: 0.324	X FF 90 0-0 L4-3			C CH 83 X FC 85 0-1 1B		B CH 85 B FF 89 C FF 88 C FC 86 B FF 90 X FC 86 3-2 6 L9 4 G1-3 1B		S SI 92 B SI 92 F SI 93 D SL 85 S SI 93 2-3 K		C SL 78 F FF 91 S FF 91 0-3 K		C SI 93 S SI 92 B SI 93 X CU 84 1-2 FC4-6 4 1B 1-2f	6	0	2	0	0	2	2
4 Cliff Pennington, S (1, 4) OBP: 0.346, SLG: 0.337	B FF 91 F FF 91 B FF 91 B CH 84 X FF 90 3-1 G4-3			1 SAFE X FF 87 0-0 P5		B FF 88 1 SAFE X CU 76 1-0 G1-3 1-2		B SI 94 S SL 83 B SL 82 B SL 84 B SL 82 4-1 26 FC5 15 BB BB		B SL 78 B FF 88 X FF 90 2-0 F9		C SI 93 C SI 91 X SI 94 0-2 1-2 1B	5	0	1	0	1	0	2
6 David Peralta, L (1, 9) OBP: 0.332, SLG: 0.464	X SI 90 0-0 F7			1 SAFE 1 SAFE X FF 87 0-0 L8		X FF 95 0-0 L9 2-3		B SI 93 F SI 93 F SI 92 F SL 85 S SL 85 1-3 K		X SL 79 0-0 G1-3		C SI 83 X SI 92 0-1 F7	6	0	0	0	0	1	6
15 Mark Trumbo, R (1, 3) OBP: 0.280, SLG: 0.400		C FF 90 X FC 87 0-1 L3		1 SAFE C FF 90 T FF 89 1 SAFE S CU 77 0-3 K		I IN 72 I IN 73 I IN 73 I IN 71 4-0 IBB		B FC 96 B SL 82 B FC 95 F FC 95 F FC 95 B FC 96 4-2 26 FC5 1-2 BB			C FF 89 F FF 90 B SL 80 F FF 91 F FF 91 B SL 79 F SL 80 S CH 84 2-3 K		3	0	0	0	2	2	1
26 Miguel Montero, L (1, 10) OBP: 0.345, SLG: 0.408		X SI 90 0-0 G1-3			C SI 88 X CH 85 0-1 19 1B 1B	S FF 96 S FF 96 X FF 96 0-2 G6-3		D SL 82 S FC 95 C FC 95 F FC 97 F FC 97 B FC 96 X FC 96 2-2 FC5 1-2 2-3f				C FF 90 B SL 81 S FF 90 X SL 80 1-2 G2-3	5	0	1	0	0	0	5
19 Jake Lamb, L (1, 5) OBP: 0.273, SLG: 0.238		C FF 90 C FC 88 S FF 91 0-3 K			X SI 86 0-0 1-2 1B		F FF 95 S FF 96 B FF 96 S SL 80 1-3 K2-3		C FC 94 B FC 92 C FC 93 B SL 84 F FC 94 B SL 81 F FC 93 X FC 94 3-2 17 SH1-3 1B		C FF 90 S FF 91 S FF 92 0-3 K		5	0	2	0	0	3	0
17 Alfredo Marte, R (1, 7) 14 Xavier Paul, L (12, PR) (12, 7) OBP: 0.286, SLG: 0.286			C FC 84 B FF 88 B FF 89 S FC 85 B FF 90 X FC 85 3-2 P5		S FC 85 B FC 85 F FC 85 S CU 77 1-3 K		T SL 88 C SL 87 B CU 80 X SL 89 1-2 G4-3		X FC 93 0-0 SH1-3 1-2		C SI 94 B SI 95 B SI 94 C SI 94 F CU 84 B SI 94 F SI 94 B CU 84 4-2 1 SH3-4 9 1B BB	3 0	0 1	0 0	0 0	1 0	1 0	2 0
1 Didi Gregorius, L (1, 6) OBP: 0.321, SLG: 0.392			C CH 83 F CU 77 F FF 90 B FF 90 C FF 89 1-3 K		C FC 84 X FF 88 0-1 F8		C SL 88 X CU 80 0-1 G4-3		F FC 93 F SL 82 X FC 84 0-2 P6		B SI 92 X SI 92 1-0 SH3-4 1-2	4	0	0	0	0	1	3
9 Tuffy Gosewisch, R (1, 2) OBP: 0.276, SLG: 0.345			C FF 90 X CU 77 0-1 G5-3		X FC 86 0-0 G5-3			B SL 88 X SL 87 1-0 E9 2B	C SL 82 X SL 82 0-1 F7		C SI 94 X CU 84 0-1 5 FC4-6 2-H 1B	5	0	2	1	0	0	3
Inning Stats	R: 0 H: 0 E: 0 LOB: 0 K: 0 BB: 0 S: 4 P: 7	R: 0 H: 0 E: 0 LOB: 0 K: 1 BB: 0 S: 6 P: 6	R: 0 H: 0 E: 0 LOB: 0 K: 1 BB: 0 S: 9 P: 13	R: 0 H: 1 E: 0 LOB: 1 K: 1 BB: 0 S: 7 P: 7	R: 0 H: 2 E: 0 LOB: 2 K: 1 BB: 0 S: 9 P: 10	R: 0 H: 1 E: 0 LOB: 2 K: 0 BB: 1 S: 8 P: 16	R: 0 H: 0 E: 0 LOB: 0 K: 1 BB: 0 S: 8 P: 10	R: 0 H: 1 E: 1 LOB: 3 K: 2 BB: 2 S: 16 P: 30	R: 0 H: 1 E: 0 LOB: 1 K: 0 BB: 0 S: 11 P: 14	R: 0 H: 0 E: 0 LOB: 0 K: 1 BB: 0 S: 5 P: 7	R: 0 H: 0 E: 0 LOB: 0 K: 2 BB: 0 S: 12 P: 15	R: 1 H: 2 E: 0 LOB: 2 K: 0 BB: 1 S: 16 P: 22	1B: 7 SF: 0 2B: 1 SAC: 2 3B: 0 DP: 0 HR: 0 HBP: 0						

PITCHER		IP	WLS	BF	H	R	ER	SO	BB	IBB	HBP	BLK	WP	HR	S	P	ERA	WHIP
43 Josh Tomlin, R ERA: 4.42	(1, 1)	5.1		20	4	0	0	4	0	0	0	0	0	0	39	51	0.00	0.750
50 Nick Hagadone, L ERA: 1.72	(6, 1)	1.0		4	0	0	0	1	0	1	0	0	0	0	7	12	0.00	0.000
48 Scott Atchison, R ERA: 3.12	(7, 1)	0.2		3	1	0	0	0	0	0	0	0	0	0	6	8	0.00	1.500
35 Marc Rzepczynski, L ERA: 3.15	(8, 1)	0.2		3	0	0	0	2	1	0	0	0	0	0	8	15	0.00	1.500
27 Bryan Shaw, R ERA: 2.62	(8, 1)	1.1		6	1	0	0	0	1	0	0	0	0	0	18	27	0.00	1.500

PITCHER		IP	WLS	BF	H	R	ER	SO	BB	IBB	HBP	BLK	WP	HR	S	P	ERA	WHIP
57 Kyle Crockett, L ERA: 1.19	(10, 1)	2.0		6	0	0	0	3	0	0	0	0	0	0	17	22	0.00	0.000
20 C.C. Lee, R ERA: 3.78	(12, 1)	1.0	L	6	2	1	1	0	1	0	0	0	0	0	16	22	9.00	3.000

TOP

Arizona Diamondbacks @ Cleveland Indians

Progressive Field, Cleveland, OH

Wed Aug 13 2014, 7:38 PM - 11:53 PM EDT

Att. 17,562 - Clear - 71 F

livebaseballscorecards.com

AB	42
R	1
H	8
RBI	1
BB	4
SO	10
LOB	24

PA: 48

WP: 0
PB: 0
SB: 0
CS: 0

Batter	1	2	3	4	5	6	7	8	9	10	11	12	AB	R	H	RBI	BB	SO	LOB
22 Jason Kipnis, L (1, 4) OBP: 0.325, SLG: 0.354	C SI 92 B SI 92 F SI 93 B SL 83 F SL 82 B SI 92 X SI 92 3-2 ① G1-3		C SL 79 B SL 79 B SI 90 C FF 89 B SI 89 F FF 90 F SL 80 X SI 91 3-2 ① G4-3		1 SAFE 1 SAFE L FF 88 1 SAFE S SL 79 S SL 78 0-3 ① K			C CU 73 X FF 89 0-1 ① G3		I IN 81 I IN 81 I IN 81 I IN 80 4-0 4 G4-6-3 IBB		C FF 93 B FF 94 S FF 93 F FF 94 S FF 94 1-3 ③ K	5	0	0	0	1	2	2
4 Mike Aviles, R (1, 5) OBP: 0.274, SLG: 0.321	C SI 92 B SI 92 B FF 92 C CH 86 X FF 92 2-2 E3 23 G3		C FF 91 B SL 82 F SL 81 B SI 91 F SI 91 F SI 91 X CH 84 2-2 ② G6-3		X SI 90 0-0 ②③ G6-4-3 1-2f			B SI 86 F SL 80 F SL 85 F FF 91 X SL 85 1-2 ② L5		C SL 87 F SL 84 X SL 85 0-2 ②③ G4-6-3 1-2f			5	0	0	0	0	0	3
23 Michael Brantley, L (1, 10) OBP: 0.383, SLG: 0.517	B SI 91 C FF 92 1 SAFE X SL 82 1-1 ② G3 1-2		F SL 81 B SI 91 S SI 90 B SI 91 F FF 91 B SL 81 F SI 91 X SL 80 3-2 ③ G3			B SI 89 B SI 89 F SI 88 C SI 89 F CU 75 X SL 83 2-2 ① G6-3		B SL 83 C SI 90 X CU 76 1-1 41 WP 1B			B SI 93 B SI 93 C FF 94 B CH 85 F FF 95 F FF 95 F CH 86 X CH 87 3-2 2B		5	0	2	0	0	0	1
41 Carlos Santana, S (1, 3) OBP: 0.365, SLG: 0.425	B SI 92 B CH 83 X SI 92 2-0 ③ G4-3			B SI 89 F SI 90 B FF 89 X CH 82 2-1 ① P6		B SI 88 B SI 88 B CH 78 B SI 87 4-0 9 G5-4-3 BB		1 SAFE 1 SAFE 1 SAFE B SI 87 S SI 87 B CH 76 F SL 84 1 SAFE B FF 90 3-2 ③ F CU 75 F CH 78 X SI 89 L7 1-2			B SI 94 B SI 93 F FF 95 B CH 87 S CH 88 F CH 87 F CH 86 S CH 86 3-3 ① K		4	0	0	0	1	1	3
9 Ryan Raburn, R (1, 9) 38 Chris Dickerson, L (9, PH) (10, 8) OBP: 0.245, SLG: 0.283 OBP: 0.317, SLG: 0.356		C SI 92 B SI 91 F FF 92 B FF 91 F SL 82 B SI 92 X SI 91 3-2 ① G6-3		S SL 79 B CH 81 C CH 83 B SI 90 X SL 80 2-2 ② G6-3		C SI 81 C SI 89 B CU 75 F SL 84 B CU 75 X SI 90 2-2 ②③ G5-4-3 1-2f			T FF 94 C FF 96 B FF 96 B FF 97 B FF 99 F FF 98 T FF 98 3-2 ① K		S CH 86 B CH 87 B FF 95 F FF 95 B CH 86 S FF 96 3-3 ② K		3 2	0 0	0 0	0 0	0 0	0 2	1 1
6 Zach Walters, S (1, 7) OBP: 0.286, SLG: 0.460		C SI 92 F SL 82 B SI 92 C SI 91 1-3 ② K		B FF 91 S SI 90 B SI 91 S SI 90 B SI 91 F SI 92 B CH 83 4-2 55 E 62 1B BB			B SI 88 F SI 88 S SL 84 T FF 89 1-2 ① K		B FF 98 X FF 98 1-0 ② F7		S SI 95 T SI 95 X FF 95 0-2 ③ G3-1		4	0	0	0	1	2	1
62 Tyler Holt, R (1, 8) (10, 9) OBP: 0.500, SLG: 0.444		F SI 92 B FF 92 X FF 91 1-1 55 BB 1B		D SL 80 X SI 90 1-0 55 WP 1B 1-2			C SL 81 C SI 88 F FF 90 F CH 77 X CH 78 0-2 ② G4-3		C SL 89 C FF 88 F SL 88 S SL 85 0-3 ③ K			B SL 83 X FF 91 1-0 ① P3	5	0	2	0	0	1	0
55 Roberto Pérez, R (1, 2) OBP: 0.333, SLG: 0.419 10 Yan Gomes, R (10, PH) (11, 2) OBP: 0.327, SLG: 0.480		C SI 90 B FF 90 B SI 90 B CH 83 B CH 83 4-1 1-2 BB		F CH 82 B FF 90 1 SAFE S FF 90 B SI 90 F FF 89 B SL 81 S CH 82 3-3 ③ K 1-2 2-3			C SI 87 B CH 76 C SL 84 X FF 92 1-2 1B			B FF 96 B SL 86 X FF 96 2-0 11 SH1-3 1B		S FF 93 B FF 92 B SL 85 F FF 92 S FF 93 2-3 ② K	2 2	0 0	1 1	0 0	1 0	1 0	2 0
11 José Ramírez, S (1, 6) OBP: 0.262, SLG: 0.266 8 Lonnie Chisenhall, L (12, PH) OBP: 0.358, SLG: 0.460		C SL 80 F FF 90 D SL 81 B SI 92 B SI 91 X SI 92 3-2 ③ G4-3			C SL 77 F SL 77 F SI 90 B SL 79 B SI 90 X CH 82 2-2 4 G6-4-3 1B		C SI 88 X CH 77 0-1 ③ G5-3			X FF 97 0-0 ① SH1-3 1-2		B FF 93 F FF 92 C FF 94 X SL 87 1-2 2B	3 1	0 0	1 1	0 0	0 0	0 0	3 0

Inning Stats																								
	R: 0	H: 0	R: 0	H: 1	R: 0	H: 0	R: 0	H: 1	R: 0	H: 0	R: 0	H: 1	R: 0	H: 1	R: 0	H: 0	R: 0	H: 1	R: 0	H: 1	R: 0	H: 1	1B: 6	SF: 0
	E: 1	LOB: 1	E: 0	LOB: 2	K: 0	LOB: 0	E: 1	LOB: 3	E: 0	LOB: 0	E: 0	LOB: 0	K: 1	LOB: 1	E: 0	LOB: 1	K: 0	LOB: 0	E: 0	LOB: 1	E: 0	LOB: 1	2B: 2	SAC: 1
	K: 0	BB: 0	K: 1	BB: 1	BB: 0	BB: 0	K: 1	BB: 1	K: 1	BB: 1	K: 0	BB: 0	BB: 0	BB: 0	K: 0	BB: 1	K: 2	BB: 0	K: 0	BB: 1	K: 2	BB: 0	3B: 0	DP: 3
	S: 10	P: 18	S: 13	P: 25	S: 15	P: 23	S: 13	P: 25	S: 8	P: 10	S: 8	P: 16	S: 13	P: 15	S: 13	P: 18	S: 9	P: 13	S: 5	P: 11	S: 16	P: 25	HR: 0	HBP: 0

PITCHER	IP	WLS	BF	H	R	ER	SO	BB	IBB	HBP	BLK	WP	HR	S	P	ERA	WHIP
40 Andrew Chafin, L (1, 1) ERA:	5.0		20	3	0	0	3	2	0	0	0	1	0	59	101	0.00	1.000
56 Eury De La Rosa, L (6, 1) ERA: 2.65	3.0		11	2	0	0	1	1	0	0	0	1	0	34	49	0.00	1.000
37 Matt Stites, R (9, 1) ERA: 4.95	2.0		7	1	0	0	2	0	1	0	0	0	0	14	24	0.00	0.500
48 Randall Delgado, R (11, 1) ERA: 5.24	1.0	W	4	1	0	0	2	0	0	0	0	0	0	16	25	0.00	1.000
43 Addison Reed, R (12, 1) ERA: 3.91	1.0	S	4	1	0	0	2	0	0	0	0	0	0	11	16	0.00	1.000

PITCHER	IP	WLS	BF	H	R	ER	SO	BB	IBB	HBP	BLK	WP	HR	S	P	ERA	WHIP

BOTTOM

Arizona Diamondbacks @ Cleveland Indians

Progressive Field, Cleveland, OH

Wed Aug 13 2014, 7:38 PM - 11:53 PM EDT

Att. 17,562 - Clear - 71 F

livebaseballscorecards.com

AB	41
R	0
H	8
RBI	0
BB	4
SO	10
LOB	17

WP: 2 PA: 46
PB: 0
SB: 0
CS: 0

Baltimore Orioles @ Cleveland Indians

Progressive Field, Cleveland, OH

Fri Aug 15 2014, 7:08 PM - 10:44 PM EDT

Att. 27,845 - Clear - 68 F

livebaseballscorecards.com

TOP

Batter	1	2	3	4	5	6	7	8	9	10	11	AB	R	H	RBI	BB	SO	LOB
21 Nick Markakis, L (1, 9) OBP: 0.358, SLG: 0.405	B SI 92 C SI 93 B SI 94 X SI 92 2-1 F9 ①		B CH 84 B SI 94 B SL 89 B SI 94 4-0 1-2 2-3 BB		C FF 93 B CH 86 F SL 89 X CU 86 1-2 1B		C SL 87 C SI 94 B CU 85 B FF 95 F SI 95 F CU 84 B FF 94 F SL 88 F SL 90 3-2 X FF 85 P5 ③		B FF 95 B FF 95 C FF 95 F FF 95 S KC 86 2-3 K ②			4	0	1	0	1	1	1
19 Chris Davis, L (1, 3) OBP: 0.298, SLG: 0.397	C SI 94 B FF 93 F SL 86 C FF 95 1-3 K ②		C CU 84 B SI 95 F SI 95 S CU 85 1-3 K ②		C SI 95 B SI 94 D CU 83 F SI 94 B FF 95 C SI 96 3-3 K ③			S SI 94 C SI 94 B SI 94 F CU 82 F CU 82 C SI 95 1-3 K ①	F FF 94 B KC 86 B FF 94 X FF 94 2-1 F7 ③			5	0	0	0	0	4	5
10 Adam Jones, R (1, 8) OBP: 0.313, SLG: 0.480	F SI 94 B SI 94 B SL 87 F SL 87 S SI 96 2-3 K ③		F SL 90 F SI 96 S CU 85 0-3 K ③			B SL 86 B SI 94 C SL 88 X SI 93 2-1 G5-3 ①		L SI 93 F SI 95 B SI 94 X CU 84 1-2 G1-3 ②		B FF 90 X SL 88 1-0 F9 ①		5	0	0	0	0	2	3
23 Nelson Cruz, R (1, 7) OBP: 0.331, SLG: 0.518		B SI 92 C SL 88 C SI 94 X FF 94 1-2 P6 ①		F SI 94 B CU 81 X SI 94 1-1 G5-3 ①		F SL 87 S SL 88 B SI 94 B CU 84 B SI 96 X SL 89 3-2 E5 27 G5-3		C SL 88 X SI 94 0-1 27 1B 2 1B 1B		S SL 88 B FF 92 S CU 80 X SL 89 1-2 G4-3 ②		5	1	1	0	0	0	0
27 Delmon Young, R (1, 10) OBP: 0.331, SLG: 0.439		X SL 88 0-0 L7 ②		X SI 94 0-0 G6-3 ②		X SI 93 0-0 G5-3 ② 1-2		B FC 94 X FC 94 1-0 2 1B 1-2 1B		B CU 79 X SL 87 1-0 P3 ③		5	0	1	0	0	0	1
2 J.J. Hardy, R (1, 6) OBP: 0.318, SLG: 0.391		B SI 93 X SI 93 1-0 F7 ③		B SI 93 C SL 88 S CU 84 B CU 83 B SL 87 X SI 94 3-2 2B		B SL 87 D CH 85 B SI 93 C SI 94 B SL 88 4-1 BB		B FC 93 S SL 82 B FC 93 F FC 93 X SL 83 2-2 1-2 2-H 1B			C FF 90 B SL 87 F FF 91 X SL 89 1-2 G4-3 ①	4	0	2	1	1	0	0
3 Ryan Flaherty, L (1, 5) OBP: 0.263, SLG: 0.312			F SI 92 X SI 93 0-1 21 BB 6 1B 1B	X SI 94 0-0 G4-3 ③		C CH 84 B SL 88 F SI 94 X CU 84 1-2 P6 ③		X FF 96 0-0 F7 ③			B SL 88 F FF 92 F SL 88 S CU 80 1-3 K ②	5	0	1	0	0	1	5
36 Caleb Joseph, R (1, 2) OBP: 0.284, SLG: 0.418 9 David Lough, L (9, PR) OBP: 0.291, SLG: 0.328 40 Nick Hundley, R (9, 2) OBP: 0.272, SLG: 0.333			C SL 88 X SI 93 0-1 F8 ①		C SI 93 F CU 81 C SI 94 0-3 K ①		C SL 88 F SI 93 B SI 94 S CU 83 1-3 K ①		C KC 85 T KC 86 B KC 86 B FF 94 F FF 96 B KC 86 B FF 96 4-2 6 FC3-6 BB		S SL 88 X CU 81 0-1 G5-3 ③	3 0 1	0 0 0	0 0 0	0 0 0	1 0 0	2 0 0	1 0 0
6 Jonathan Schoop, R (1, 4) OBP: 0.255, SLG: 0.348			X SI 93 0-0 21 BB 1-2 1B		F SI 93 B SI 94 S CU 83 B CU 85 S SI 95 2-3 K ②		B SI 92 B SL 88 F SI 94 C SI 94 S CU 84 2-3 K ②		1 SAFE X FF 94 0-0 FC3-6 1-2f ①			4	0	1	0	0	2	1
Inning Stats	R: 0 E: 0 K: 2 S: 8 H: 0 LOB: 0 BB: 0 P: 13	R: 0 E: 0 K: 0 S: 5 H: 0 LOB: 0 BB: 0 P: 7	R: 0 E: 0 K: 2 S: 11 H: 2 LOB: 3 BB: 1 P: 16	R: 0 E: 0 K: 0 S: 7 H: 1 LOB: 1 BB: 0 P: 11	R: 0 E: 0 K: 3 S: 12 H: 1 LOB: 1 BB: 0 P: 18	R: 0 E: 1 K: 0 S: 10 H: 0 LOB: 2 BB: 1 P: 20	R: 0 E: 0 K: 2 S: 13 H: 0 LOB: 0 BB: 0 P: 19	R: 1 E: 0 K: 1 S: 15 H: 3 LOB: 2 BB: 0 P: 20	R: 0 E: 0 K: 1 S: 9 H: 0 LOB: 1 BB: 1 P: 17	R: 0 E: 0 K: 0 S: 5 H: 0 LOB: 0 BB: 0 P: 8	R: 0 E: 0 K: 1 S: 8 H: 0 LOB: 0 BB: 0 P: 10	1B: 6 2B: 1 3B: 0 HR: 0 SF: 0 SAC: 0 DP: 0 HBP: 0		WP: 0 PB: 0 SB: 0 CS: 0		PA: 44		

PITCHER		IP	WLS	BF	H	R	ER	SO	BB	IBB	HBP	BLK	WP	HR	S	P	ERA	WHIP
28 Corey Kluber, R ERA: 2.41	(1, 1)	7.2		31	5	1	1	10	2	0	0	0	0	0	76	116	1.17	0.913
27 Bryan Shaw, R ERA: 2.62	(8, 1)	0.0	B	2	2	0	0	0	0	0	0	0	0	0	4	7	∞	∞
37 Cody Allen, R ERA: 1.88	(8, 1)	1.1		5	0	0	0	1	1	0	0	0	0	0	10	18	0.00	0.750
48 Scott Atchison, R ERA: 3.0	(10, 1)	2.0	W	6	0	0	0	1	0	0	0	0	0	0	13	18	0.00	0.000

PITCHER	IP	WLS	BF	H	R	ER	SO	BB	IBB	HBP	BLK	WP	HR	S	P	ERA	WHIP

AB	41
R	1
H	7
RBI	1
BB	3
SO	12
LOB	17

Baltimore Orioles @ Cleveland Indians

Progressive Field, Cleveland, OH

Fri Aug 15 2014, 7:08 PM - 10:44 PM EDT

Att. 27,845 - Clear - 68 F

livebaseballscorecards.com

Batter	1	2	3	4	5	6	7	8	9	10	11	AB	R	H	RBI	BB	SO	LOB
22 Jason Kipnis, L (1, 4) OBP: 0.324, SLG: 0.352	F FF 92 F FF 91 B FF 94 F FF 93 S SL 84 1-3 K ①		X SI 92 0-0 1-3 1B ③		B CU 73 C SL 82 B FF 93 B SI 92 F FF 93 F FF 92 X FF 94 3-2 G6-3 ③			C SL 83 B SL 84 S FF 92 F FF 95 X FF 95 1-2 F8 ②		B SL 86 X FF 91 1-0 F7 ③		5	0	1	0	0	1	0
4 Mike Aviles, R (1, 5) (10, 7) OBP: 0.273, SLG: 0.330	C FF 93 F SI 93 F FF 94 S SL 84 0-3 K ②		C CH 84 D SL 84 B SI 93 S CH 85 F FF 94 C CU 72 2-3 K ③			C SI 91 X SI 92 0-1 F9 ①		C FF 94 X SL 83 0-1 F7 ③			C FF 91 B SL 85 T FF 91 F FF 91 X CU 77 1-2 HR	5	1	1	1	0	2	2
23 Michael Brantley, L (1, 8) OBP: 0.380, SLG: 0.512	B FF 94 C FF 93 X SI 93 1-1 G6-3 ③			C FF 93 B CH 85 B SI 92 B FF 93 X FF 93 3-1 G1-3 ①		X FF 92 0-0 G4-3 ②			F FF 94 C SL 84 F FF 96 F FF 95 X SL 86 0-2 G4-3 ①			4	0	0	0	0	0	0
41 Carlos Santana, S (1, 3) OBP: 0.366, SLG: 0.424		C FF 93 B FF 93 X CH 85 1-1 G5-3 ①		B CH 87 F CH 84 B FF 95 F FF 94 B FF 94 B FF 93 4-2 BB		C FF 94 S CH 86 X CH 87 0-2 F7 ③			C SL 79 X SI 86 0-1 10 L1-3 1B			3	0	1	0	1	0	0
10 Yan Gomes, R (1, 2) OBP: 0.324, SLG: 0.474		C FF 93 X FF 94 0-1 F7 ②		B SI 92 B CH 85 X SI 92 2-0 F9 ②			B CH 86 X CH 84 1-0 G5-3 ①		S SL 81 B FF 87 B FF 87 1 SAFE X SL 81 2-1 L1-3 ② 1-2			4	0	0	0	0	0	2
9 Ryan Raburn, R (1, 7) OBP: 0.241, SLG: 0.278 38 Chris Dickerson, L (8, 7) OBP: 0.317, SLG: 0.356 8 Lonnie Chisenhall, L (9, PH) OBP: 0.360, SLG: 0.460 (10, 5)		C FF 94 X FF 93 0-1 P4 ③		B CH 85 F CH 84 S FF 92 F SL 82 B SL 82 S FF 93 2-3 K ③			S FF 94 F CH 85 B FF 95 B CU 74 B SL 84 S FF 93 3-3 K ②		I IN 73 I IN 70 I IN 74 I IN 71 4-0 IBB			3 0 0	0 0 0	0 0 0	0 0 0	2 0 1	1 0 0
6 Zach Walters, S (1, 10) OBP: 0.300, SLG: 0.519			X FF 91 0-0 F7 ①		F SL 83 S CH 83 F SL 82 B FF 93 B CH 84 X FF 93 2-2 HR		S FF 94 B CH 86 B CH 86 X FF 93 2-1 1B		F FF 88 F SL 80 F SL 80 F FF 88 S FF 88 0-3 K ③			4	1	2	1	0	1	2
62 Tyler Holt, R (1, 9) OBP: 0.429, SLG: 0.385			C SI 92 X FF 94 0-1 11 FC5-4 1B		B CH 84 C FF 92 B FF 92 X CH 85 2-1 F8 ①		C FF 93 1 SAFE F SI 93 B FF 93 S SL 84 1-3 K ③			C SI 87 B FF 87 S SL 80 X SL 78 1-2 L8 ①		4	0	1	0	0	1	1
11 José Ramírez, S (1, 6) OBP: 0.250, SLG: 0.253			X FF 94 0-0 FC5-4 22 1B 1-2f ②		C FF 93 L FF 93 X FF 94 0-2 G5-3 ②			B FF 93 C FF 92 C FF 94 F SL 86 S SL 84 1-3 K2-3 ①			F SI 88 F SL 80 S FF 87 0-3 K ②	4	0	0	0	0	2	1
Inning Stats	R: 0 E: 0 K: 2 S: 10 / H: 0 LOB: 0 BB: 0 P: 12	R: 0 E: 0 K: 0 S: 6 / H: 0 LOB: 0 BB: 0 P: 7	R: 0 E: 0 K: 1 S: 9 / H: 2 LOB: 2 BB: 0 P: 11	R: 0 E: 0 K: 1 S: 9 / H: 0 LOB: 1 BB: 1 P: 20	R: 1 E: 0 K: 0 S: 13 / H: 1 LOB: 0 BB: 0 P: 20	R: 0 E: 0 K: 0 S: 6 / H: 0 LOB: 0 BB: 0 P: 6	R: 0 E: 0 K: 2 S: 9 / H: 1 LOB: 1 BB: 0 P: 16	R: 0 E: 0 K: 1 S: 10 / H: 0 LOB: 0 BB: 0 P: 12	R: 0 E: 0 K: 1 S: 14 / H: 1 LOB: 2 BB: 1 P: 20	R: 0 E: 0 K: 1 S: 7 / H: 0 LOB: 0 BB: 0 P: 9	R: 1 E: 0 K: 0 S: 4 / H: 1 LOB: 0 BB: 0 P: 5	1B: 4 2B: 0 3B: 0 HR: 2	SF: 0 SAC: 0 DP: 0 HBP: 0		WP: 0 PB: 0 SB: 0 CS: 0		PA: 38		

PITCHER		IP	WLS	BF	H	R	ER	SO	BB	IBB	HBP	BLK	WP	HR	S	P	ERA	WHIP
16 Wei-Yin Chen, L ERA: 3.76	(1, 1)	7.0		26	4	1	1	6	1	0	0	0	0	1	62	92	1.29	0.714
48 Andrew Miller, L ERA: 2.22	(8, 1)	1.1		4	0	0	0	1	0	0	0	0	0	0	15	17	0.00	0.000
56 Darren O'Day, R ERA: 0.98	(9, 1)	1.1		6	1	0	0	2	0	1	0	0	0	0	15	22	0.00	0.750
17 Brian Matusz, L ERA: 4.1	(10, 1)	0.1	L	2	1	1	1	0	0	0	0	0	0	1	5	7	27.00	3.000

PITCHER	IP	WLS	BF	H	R	ER	SO	BB	IBB	HBP	BLK	WP	HR	S	P	ERA	WHIP

Baltimore Orioles @ Cleveland Indians

Progressive Field, Cleveland, OH

Sat Aug 16 2014, 7:06 PM - 9:44 PM EDT

Att. 27,881 - Partly Cloudy - 79 F

TOP

livebaseballscorecards.com

Batter	1	2	3	4	5	6	7	8	9	AB	R	H	RBI	BB	SO	LOB
21 Nick Markakis, L (1, 9) OBP: 0.359, SLG: 0.406	X SI 97 0-0 10 G6-4-3 1B		B FF 97 B SL 88 C FF 96 C CH 88 F CU 84 B CH 90 X FF 97 3-2 ② F7			C FF 96 B SI 95 B CH 89 B FF 96 F FF 96 X FF 96 3-2 ② G6-3			X FF 94 0-0 1B	4	0	2	0	0	0	1
9 David Lough, L (1, 7) OBP: 0.286, SLG: 0.321 28 Steve Pearce, R (9, PH) OBP: 0.351, SLG: 0.487	B FF 98 T FF 98 F FF 98 B FF 97 S CH 91 2-3 ① K		B FF 96 B FF 94 B SI 94 C FF 95 F FF 95 X FF 96 3-2 ③ L9			X FF 95 0-0 ③ F8			B FC 94 X FC 92 1-0 ② F9	3 1	0 0	0 0	0 0	0 0	1 0	2 1
10 Adam Jones, R (1, 8) OBP: 0.310, SLG: 0.476	X FF 97 0-0 ②③ G6-4-3 1-2f			C SL 86 C SL 85 X CU 81 0-2 ① G6-3			B SI 93 X SL 86 1-0 ① G1-3		C SL 82 B FC 94 F SL 82 S FC 95 1-3 ③ K	4	0	0	0	0	1	2
23 Nelson Cruz, R (1, 10) OBP: 0.331, SLG: 0.517		C FF 98 F CH 91 X SL 88 0-2 3 L4 2 E 1B		S SL 87 X FF 96 0-1 ② L9			S SI 93 S SL 88 C SL 87 0-3 ② K			3	0	1	0	0	1	0
19 Chris Davis, L (1, 3) OBP: 0.296, SLG: 0.393		C FF 98 B FF 98 C CU 82 B FF 98 F FF 96 S CU 83 2-3 ① K		C CU 81 X FF 95 0-1 ③ G6-3			C FF 96 X FF 94 0-1 ③ G4-3			3	0	0	0	0	1	1
2 J.J. Hardy, R (1, 6) OBP: 0.316, SLG: 0.388		C FF 98 B SL 89 C SL 88 X FF 97 1-2 FC6 1-2			C FF 97 F FF 97 B FF 96 X CU 83 1-2 ① G6-3			B SI 94 C SI 94 C SI 94 B CU 85 B SI 95 X SI 95 3-2 ① G4-3		3	0	0	0	0	0	1
3 Ryan Flaherty, L (1, 5) OBP: 0.260, SLG: 0.308		D FF 97 C FF 96 S CH 90 X FF 97 1-2 ②③ L4 2-2			B CH 89 B SI 96 X FF 95 2-0 ② F8			C SI 95 C CU 83 F SI 95 B CU 85 B CU 84 B SI 94 X SI 94 3-2 ② G3-1		3	0	0	0	0	0	2
36 Caleb Joseph, R (1, 2) OBP: 0.285, SLG: 0.423			B FF 96 C FF 96 B FF 97 S SL 87 X FF 97 2-2 2B		C CU 82 C FF 96 S SL 87 0-3 ③ K			S CU 84 F SI 95 B SI 95 X CU 85 1-2 ③ F8		3	0	1	0	0	1	0
6 Jonathan Schoop, R (1, 4) OBP: 0.254, SLG: 0.346 38 Cord Phelps, S (9, PH)			C FF 95 B CH 90 S SL 88 S CU 82 1-3 ① K			C SL 87 X FF 96 0-1 ① F9			C FF 95 X FF 95 0-1 ① G5-3	2 1	0 0	0 0	0 0	0 0	1 0	1 0
Inning Stats	R: 0 E: 0 K: 1 S: 5 H: 1 LOB: 0 BB: 0 P: 7	R: 0 E: 1 K: 1 S: 13 H: 1 LOB: 1 BB: 0 P: 17	R: 0 E: 0 K: 1 S: 13 H: 1 LOB: 1 BB: 0 P: 22	R: 0 E: 0 K: 0 S: 7 H: 0 LOB: 0 BB: 0 P: 7	R: 0 E: 0 K: 1 S: 7 H: 0 LOB: 0 BB: 0 P: 10	R: 0 E: 0 K: 0 S: 6 H: 0 LOB: 0 BB: 0 P: 9	R: 0 E: 0 K: 1 S: 6 H: 0 LOB: 0 BB: 0 P: 7	R: 0 E: 0 K: 0 S: 10 H: 0 LOB: 0 BB: 0 P: 17	R: 0 E: 0 K: 1 S: 7 H: 1 LOB: 1 BB: 0 P: 9	1B: 3 2B: 2 3B: 0 HR: 0 SF: 0 SAC: 0 DP: 2 HBP: 0						

	AB	30
	R	0
	H	4
	RBI	0
	BB	0
	SO	6
	LOB	11

WP: 0 PB: 0 SB: 0 CS: 0 PA: 30

PITCHER		IP	WLS	BF	H	R	ER	SO	BB	IBB	HBP	BLK	WP	HR	S	P	ERA	WHIP
59 Carlos Carrasco, R ERA: 3.27	(1, 1)	7.0	W	23	3	0	0	5	0	0	0	0	0	0	57	79	0.00	0.429
20 C.C. Lee, R ERA: 3.57	(8, 1)	1.0		3	0	0	0	0	0	0	0	0	0	0	10	17	0.00	0.000
50 Nick Hagadone, L ERA: 1.69	(9, 1)	0.1		2	1	0	0	0	0	0	0	0	0	0	3	3	0.00	3.000
27 Bryan Shaw, R ERA: 2.59	(9, 1)	0.2		2	0	0	0	1	0	0	0	0	0	0	4	6	0.00	0.000

PITCHER	IP	WLS	BF	H	R	ER	SO	BB	IBB	HBP	BLK	WP	HR	S	P	ERA	WHIP

BOTTOM

Baltimore Orioles @ Cleveland Indians

Progressive Field, Cleveland, OH

Sat Aug 16 2014, 7:06 PM - 9:44 PM EDT

Att. 27,881 - Partly Cloudy - 79 F

livebaseballscorecards.com

Batter	1	2	3	4	5	6	7	8	9	AB	R	H	RBI	BB	SO	LOB
24 Michael Bourn, L (1, 8) OBP: 0.316, SLG: 0.376	B FF 87 B FF 88 C FF 88 B SL 83 B FF 90 4-1 41 PB 11 BB 41 HR BB	C FF 91 S CU 76 B FF 91 S FF 91 1-3 K ③			X FF 89 0-0 SH5-3 2-3 ①	C SI 93 B SI 92 B SI 93 C SI 92 F SI 92 S SL 82 2-3 K ③				2	1	0	0	1	2	0
11 José Ramírez, S (1, 6) OBP: 0.261, SLG: 0.256	B FF 89 C FF 89 M FF 90 1 SAFE B FF 92 1 SAFE B FF 92 B FF 91 4-2 41 PB 41 HR 1-2 BB		B CU 73 F SI 89 X FS 82 1-1 G4-3 ①		B SI 90 B FS 83 X SI 91 2-0 23 S 23 HR 3-H 1B		C FF 93 B FS 86 S SI 93 C FF 95 1-3 K ①			3	2	1	1	1	1	0
23 Michael Brantley, L (1, 7) OBP: 0.379, SLG: 0.516	C FS 83 X SI 91 0-1 F7 ①		C SI 90 F SI 91 B FF 90 B FS 85 B FF 92 X FF 92 3-2 G6-3 ②		1 SAFE B SI 87 S FS 83 C SL 83 1 SAFE P PO 90 B SL 83 X CU 78 3-2 1-H HR		F FF 94 S FF 94 B FS 88 X FF 94 1-2 L7 ②			4	1	1	2	0	0	2
41 Carlos Santana, S (1, 3) OBP: 0.369, SLG: 0.434	C FF 91 B FS 84 B SI 93 F CU 78 X SI 92 2-2 1-H 2-H HR		C SI 92 B FF 92 B CU 77 B SI 91 B SI 90 4-1 BB		X SI 91 0-0 22 FC3-6 1B		B FF 95 F FS 87 F FS 87 F FF 95 S SL 86 1-3 K ③			3	1	2	3	1	1	0
22 Jason Kipnis, L (1, 4) OBP: 0.323, SLG: 0.351	C SI 90 B FF 92 X FS 82 1-1 10 S 1B		1 SAFE C SI 91 F SI 91 P PO 85 D SL 86 D FF 93 S FS 85 3-3 K ③		L SI 91 X SI 92 0-1 FC3-6 10 1B 1-2f ②			B SI 98 B SI 97 B FF 98 C FF 96 C SI 96 X SI 97 3-2 E6 10 G6-4-3		4	0	1	0	0	1	2
10 Yan Gomes, R (1, 2) OBP: 0.323, SLG: 0.472	C SI 91 C SL 84 B FF 90 S FS 84 1-3 K ② 1-2			C CU 75 B SI 91 X SL 82 1-1 G4-3 ①	B SI 91 X CH 85 1-0 1-3 1B			F SI 96 B FF 98 C SI 94 F CU 86 F CU 85 X FF 97 1-2 G6-4-3 ①② 1-2f		4	0	1	0	0	1	2
8 Lonnie Chisenhall, L (1, 5) OBP: 0.359, SLG: 0.457	C SI 92 F SI 90 B FF 93 F SI 93 B SL 85 F SL 84 F FS 86 C SI 93 2-3 K ③			C FS 84 X SI 92 0-1 G6-3 ②	S SI 91 S SI 92 F FF 93 S SI 93 0-3 K ③			X FF 98 0-0 1B		4	0	1	0	0	2	3
6 Zach Walters, S (1, 10) OBP: 0.281, SLG: 0.483		C FS 81 F SI 90 C FF 92 0-3 K ①		S SI 92 F FF 91 F SI 92 F SL 83 B FF 92 B FS 84 B FS 85 X SI 92 3-2 G3 ③		F CH 84 F SL 80 B SI 90 S SI 92 1-3 K ①		C SI 97 S CU 83 F CU 81 F FF 99 F CU 82 B SI 96 F FF 95 F CU 82 S CU 84 1-3 K ③		4	0	0	0	0	3	1
38 Chris Dickerson, L (1, 9) OBP: 0.318, SLG: 0.368		T FF 90 B FF 91 B SL 84 B SI 92 X FF 91 3-1 F7 ②			B FS 82 B FS 80 X SI 90 2-0 24 SH5-3 11 1B 2B	B SI 92 C SL 81 B SI 92 F SI 92 X SI 92 2-2 G4-3 ②				3	1	1	0	0	0	0

Inning Stats																																			
	R: 3	E: 0	K: 2	S: 19	H: 2	LOB: 1	BB: 2	P: 33	R: 0	E: 0	K: 2	S: 8	H: 0	LOB: 0	BB: 0	P: 12	R: 0	E: 0	K: 1	S: 10	H: 0	LOB: 1	BB: 1	P: 20	R: 0	E: 0	K: 0	S: 9	H: 0	LOB: 0	BB: 0	P: 13	R: 3	E: 0	K: 1	S: 15	H: 5	LOB: 2	BB: 0	P: 22	R: 0	E: 0	K: 2	S: 10	H: 0	LOB: 0	BB: 0	P: 15	R: 0	E: 0	K: 2	S: 10	H: 0	LOB: 0	BB: 0	P: 13	R: 0	E: 1	K: 1	S: 17	H: 1	LOB: 1	BB: 0	P: 22	1B: 5 2B: 1 3B: 0 HR: 2	SF: 0 SAC: 1 DP: 1 HBP: 0	WP: 0 PB: 1 SB: 2 CS: 0	PA: 35
---	---	---	---	---	---	---	---	---	---	---	---	---	---	---	---	---	---	---

Baltimore Orioles @ Cleveland Indians

Progressive Field, Cleveland, OH

Sun Aug 17 2014, 1:08 PM - 4:18 PM EDT

Att. 22,564 - Partly Cloudy - 70 F

TOP

livebaseballscorecards.com

Batter	1	2	3	4	5	6	7	8	9	AB	R	H	RBI	BB	SO	LOB
21 Nick Markakis, L (1, 9) OBP: 0.359, SLG: 0.406	C FF 93 X FF 95 0-1 G6-3		B FF 93 C CH 83 B FF 95 B FF 93 F FF 94 F FF 95 D SL 87 4-2 BB		C CH 84 B FF 96 C FF 94 B SL 88 F FF 94 X CH 85 2-2 ③ F7		B FF 96 F FF 94 F FF 96 X SL 81 1-2 ② L9		C FF 90 X FF 91 0-1 2B	4	0	1	0	1	0	1
28 Steve Pearce, R (1, 3) (8, 7) 9 David Lough, L (9, 7) OBP: 0.286, SLG: 0.321	B FF 95 B FF 94 F SI 94 X FF 94 2-1 ② F8		B FF 93 S SL 87 B FF 94 T FF 95 X FF 95 2-2 ③ P3			B SL 84 B FF 92 F FF 93 X FF 94 2-1 2 1B 2B	B SI 92 X SI 92 1-0 HR		B FC 86 B FF 90 C FC 87 S FC 86 S FC 87 2-3 ① K	5	2	2	1	0	1	3
10 Adam Jones, R (1, 8) OBP: 0.313, SLG: 0.476	C FF 94 B FF 95 B SL 88 X FF 94 2-1 ③ F9			B FF 93 B FF 94 X FF 94 2-0 ① F7		F FF 91 H FF 93 1-1 2 1B 19 2B HBP	B SI 94 B SI 93 X SI 93 2-0 1B		S FF 90 S CU 78 X FC 88 0-2 1B	4	1	2	0	0	0	0
23 Nelson Cruz, R (1, 10) OBP: 0.328, SLG: 0.511		B FF 93 S SL 87 B FF 95 S FF 95 F SI 94 S CH 85 2-3 ① K		F FF 95 B FF 95 B CH 86 B FF 95 F FF 96 C FF 96 3-3 ② K		B SL 88 D SL 89 F SL 90 B FF 92 F SL 89 X SL 90 3-2 ① P6	B SI 93 X SI 92 1-0 ③ G5-3		F FF 88 X CU 77 0-1 ② L5	5	0	0	0	0	2	5
27 Delmon Young, R (1, 7) OBP: 0.330, SLG: 0.435 3 Ryan Flaherty, L (8, 5) OBP: 0.259, SLG: 0.306		C FF 94 S SL 88 B FF 96 F FF 96 F SL 87 S CH 85 1-3 ② K		S SL 88 B SL 89 B SL 88 F FF 96 X FF 97 2-2 1B		S SL 89 S SL 89 B FF 93 B CU 80 S SL 89 2-3 ② K		C SI 92 T CU 83 S CU 83 0-3 ① K	B SL 82 X SI 92 1-0 ③ G1-3	4 1	0 0	1 0	0 0	0 0	3 0	2 2
2 J.J. Hardy, R (1, 6) OBP: 0.318, SLG: 0.390		C FF 96 B FF 96 F FF 95 X FF 96 1-2 ③ F8		D FF 94 C FF 94 X FF 95 1-1 ③ P6		C SL 89 B FF 93 S SL 90 F SL 89 X FF 94 1-2 19 2B 1-2 2-H 1B		C SI 93 X CU 84 0-1 1B		4	0	2	1	0	0	1
19 Chris Davis, L (1, 5) OBP: 0.298, SLG: 0.400 (8, 3)			X SI 91 0-0 40 L4-6 2B		C FF 94 B SL 87 B FF 95 F FF 95 X SL 83 2-2 ① G3-1	C SL 89 D CU 81 B FF 93 S SL 88 X FF 94 2-2 1-3 2-H 2B		C FF 90 B SL 80 C FF 91 B FF 92 B SL 81 C FF 90 3-3 ② K		4	0	2	1	0	1	1
40 Nick Hundley, R (1, 2) OBP: 0.266, SLG: 0.325			C FF 94 B FF 94 X SL 88 1-1 ①② L4-6 2-2		F SL 86 C SL 86 B FF 96 B FF 96 B FF 96 F FF 95 S FF 96 3-3 ② K	T SL 89 F SL 88 X SL 89 0-2 ③ G4-3		S CH 84 C FF 92 S SL 80 0-3 ③ K		4	0	0	0	0	2	4
6 Jonathan Schoop, R (1, 4) OBP: 0.256, SLG: 0.360			C FF 95 S FF 96 F FF 97 F CH 86 X FF 94 0-2 E5		B FF 95 S SL 88 X FF 94 1-1 2B		C FF 96 S SL 80 X SL 79 0-2 ① G1-3		B CH 83 F FF 89 S SL 79 X FF 91 1-2 HR	4	1	2	1	0	0	0
Inning Stats	R: 0 E: 0 K: 0 S: 6 H: 0 LOB: 0 BB: 0 P: 10	R: 0 E: 0 K: 2 S: 12 H: 0 LOB: 0 BB: 0 P: 16	R: 0 E: 1 K: 0 S: 14 H: 1 LOB: 2 BB: 1 P: 21	R: 0 E: 0 K: 1 S: 9 H: 1 LOB: 1 BB: 0 P: 17	R: 0 E: 0 K: 1 S: 13 H: 1 LOB: 1 BB: 0 P: 21	R: 2 E: 0 K: 1 S: 19 H: 3 LOB: 2 BB: 0 P: 30	R: 1 E: 0 K: 0 S: 9 H: 2 LOB: 1 BB: 0 P: 14	R: 0 E: 0 K: 3 S: 11 H: 1 LOB: 1 BB: 0 P: 14	R: 1 E: 0 K: 1 S: 14 H: 3 LOB: 2 BB: 0 P: 18	1B: 5 2B: 6 3B: 0 HR: 2 SF: 0 SAC: 0 DP: 1 HBP: 1						

	AB	39
	R	4
	H	12
	RBI	4
	BB	1
	SO	9
	LOB	19

PITCHER		IP	WLS	BF	H	R	ER	SO	BB	IBB	HBP	BLK	WP	HR	S	P	ERA	WHIP
31 Danny Salazar, R ERA: 4.79	(1, 1)	5.0	L	21	4	2	2	4	1	0	1	0	0	0	57	91	3.60	1.000
48 Scott Atchison, R ERA: 2.95	(6, 1)	1.0	B	5	2	0	0	1	0	0	0	0	0	0	16	24	0.00	2.000
50 Nick Hagadone, L ERA: 1.62	(7, 1)	0.2		2	0	0	0	0	0	0	0	0	0	0	6	7	0.00	0.000
20 C.C. Lee, R ERA: 3.93	(7, 1)	0.2		5	3	1	1	1	0	0	0	0	0	1	8	12	13.50	4.500
57 Kyle Crockett, L ERA: 1.54	(8, 1)	0.2		4	2	1	1	2	0	0	0	0	0	1	11	15	13.50	3.000

PITCHER		IP	WLS	BF	H	R	ER	SO	BB	IBB	HBP	BLK	WP	HR	S	P	ERA	WHIP
43 Josh Tomlin, R ERA: 4.39	(9, 1)	0.2		3	1	0	0	1	0	0	0	0	0	0	8	10	0.00	1.500
35 Marc Rzepczynski, L ERA: 3.12	(9, 1)	0.1		1	0	0	0	0	0	0	0	0	0	0	1	2	0.00	0.000

WP: 0	PA: 41
PB: 0	
SB: 0	
CS: 0	

Batter	1	2	3	4	5	6	7	8	9	AB	R	H	RBI	BB	SO	LOB
24 Michael Bourn, L (1, 8) OBP: 0.318, SLG: 0.374	B FF 93 C FF 93 B FF 95 F FF 94 B FF 96 F FF 94 B FF 94 4-2 41 S 11 SH2-3 BB		B FF 94 C FS 82 B FF 95 F FF 94 X SL 82 2-2 ② G4-3		1 SAFE F FF 94 B FF 94 B FF 93 1 SAFE C FS 82 D FS 83 F FS 82 B FF 94 4-2 11 G1-6-3 1-2 BB			C SL 84 S SL 86 B FF 96 B FF 95 F SL 85 C SL 86 2-3 ② K		2	0	0	0	2	1	0
11 José Ramírez, S (1, 6) OBP: 0.255, SLG: 0.250 9 Ryan Raburn, R (8, PH) OBP: 0.240, SLG: 0.277 (9, 9)	F FF 94 X FF 94 0-1 ① SH2-3 1-2		B FS 83 X FF 95 1-0 ③ L9		S FF 93 S FF 95 F FF 95 X FS 83 0-2 ②③ G1-6-3 1-2f			F FF 95 S FF 96 B SL 84 B SL 85 B SL 85 C SL 86 3-3 ③ K		2 1	0 0	0 0	0 0	0 1	0 0	2 0
23 Michael Brantley, L (1, 7) OBP: 0.378, SLG: 0.513	B FF 97 B FF 96 B CH 87 B FF 95 4-0 41 S BB			C SL 79 B FS 82 X FF 95 1-1 ① L3		B FF 93 C FF 89 B FS 81 X FF 92 2-1 ① F8			B SI 96 B SI 97 C SI 96 X SI 97 2-1 ① G3	3	0	0	0	1	0	0
41 Carlos Santana, S (1, 3) OBP: 0.370, SLG: 0.435	B FF 96 C SL 82 B FF 97 C FF 97 B FF 97 X FF 97 3-2 ② P5 1-2 2-3			C FF 93 B FF 96 X FF 96 1-1 22 E 2B		X FF 94 0-0 ② G3			B SI 97 B SL 85 B SI 96 B SI 98 4-0 22 G4-6-3 BB	3	1	1	0	1	0	2
22 Jason Kipnis, L (1, 4) OBP: 0.322, SLG: 0.350	B FF 97 F FF 96 B FF 96 X FS 84 2-1 ③ G4-3			B FS 82 B FF 95 D FS 84 C FF 94 F FF 95 X FF 96 3-2 E8 10 G6-3 2-H 1B		C FF 93 C FF 95 B FS 83 X FF 96 1-2 ③ L4			B SL 84 C SI 97 S SI 97 F SI 97 X SI 97 1-2 ②③ G4-6-3 1-2f	4	0	1	1	0	0	3
10 Yan Gomes, R (1, 2) OBP: 0.321, SLG: 0.468		X FF 95 0-0 ① G4-3		B FF 94 B FS 83 X FF 95 2-0 ② G6-3 2-3			B FF 89 B SL 80 X FF 88 2-0 ① F9			3	0	0	0	0	0	1
8 Lonnie Chisenhall, L (1, 5) OBP: 0.356, SLG: 0.453		B FF 92 B FF 95 S SL 80 F FF 96 F FF 96 S FS 84 2-3 ② K		F FF 96 X FS 84 0-1 ③ F7			F SL 81 F SI 88 X FF 89 0-2 ② P4			3	0	0	0	0	1	1
6 Zach Walters, S (1, 10) OBP: 0.269, SLG: 0.459		S FF 97 S FS 85 B FF 96 B FF 97 S FF 98 2-3 ③ K			X FS 80 0-0 ① G1		C FF 89 B FF 89 S FF 89 S FF 89 1-3 ③ K			3	0	0	0	0	2	0
38 Chris Dickerson, L (1, 9) OBP: 0.322, SLG: 0.364 4 Mike Aviles, R (8, PH) OBP: 0.272, SLG: 0.328 (9, 6)			B FF 94 C SL 79 B FF 96 S FF 94 X FF 95 2-2 ① F8		C FF 91 B FF 94 S FS 82 B FS 84 B FF 96 B FF 94 4-2 24 BB BB			B FF 95 C FF 96 C SL 84 F SL 85 S FF 96 1-3 ① K		1 1	0 0	0 0	0 0	1 1	0 0	0 0
Inning Stats	R: 0 E: 0 K: 0 S: 10 H: 0 LOB: 2 BB: 2 P: 23	R: 0 E: 0 K: 2 S: 8 H: 0 LOB: 0 BB: 0 P: 12	R: 0 E: 0 K: 0 S: 7 H: 0 LOB: 0 BB: 0 P: 12	R: 1 E: 1 K: 0 S: 10 H: 2 LOB: 1 BB: 0 P: 17	R: 0 E: 0 K: 0 S: 10 H: 0 LOB: 1 BB: 2 P: 18	R: 0 E: 0 K: 0 S: 6 H: 0 LOB: 0 BB: 0 P: 9	R: 0 E: 0 K: 1 S: 7 H: 0 LOB: 0 BB: 0 P: 10	R: 0 E: 0 K: 3 S: 11 H: 0 LOB: 0 BB: 0 P: 17	R: 0 E: 0 K: 0 S: 6 H: 0 LOB: 0 BB: 1 P: 13	1B: 1 2B: 1 3B: 0 HR: 0 SF: 0 SAC: 1 DP: 2 HBP: 0						

PITCHER	IP	WLS	BF	H	R	ER	SO	BB	IBB	HBP	BLK	WP	HR	S	P	ERA	WHIP
39 Kevin Gausman, R (1, 1) ERA: 3.7	6.0	W	23	2	1	1	2	4	0	0	0	0	0	51	91	1.50	1.000
56 Darren O'Day, R (7, 1) ERA: 0.96	1.0	H	3	0	0	0	1	0	0	0	0	0	0	7	10	0.00	0.000
48 Andrew Miller, L (8, 1) ERA: 2.17	1.0	H	3	0	0	0	3	0	0	0	0	0	0	11	17	0.00	0.000
53 Zack Britton, L (9, 1) ERA: 2.08	1.0	S	3	0	0	0	0	1	0	0	0	0	0	6	13	0.00	1.000

PITCHER	IP	WLS	BF	H	R	ER	SO	BB	IBB	HBP	BLK	WP	HR	S	P	ERA	WHIP

BOTTOM

Baltimore Orioles @ Cleveland Indians

Progressive Field, Cleveland, OH

Sun Aug 17 2014, 1:08 PM - 4:18 PM EDT

Att. 22,564 - Partly Cloudy - 70 F

livebaseballscorecards.com

AB	26
R	1
H	2
RBI	1
BB	5
SO	6
LOB	9

WP: 0 PB: 0 SB: 2 CS: 0 PA: 32

Cleveland Indians @ Minnesota Twins

Target Field, Minneapolis, MN

Tue Aug 19 2014, 7:11 PM - 10:25 PM CDT

Att. 26,358 - Overcast - 78 F

TOP

livebaseballscorecards.com

Batter	1	2	3	4	5	6	7	8	9	AB	R	H	RBI	BB	SO	LOB
24 Michael Bourn, L (1, 8) OBP: 0.323, SLG: 0.379	C FF 92 F SI 90 F SL 84 S SL 84 0-3 ① K		S CH 85 B SI 92 B CU 80 C SI 88 B SL 85 S CH 84 3-3 ② K		B SI 91 B CH 84 X SI 91 2-0 4 SH1-3 41 WP 2B	S SL 83 B SL 82 B SI 93 C SL 81 X SI 92 2-2 ③ 2-H 1B			C SL 80 H SI 93 1-1 4 CS HBP	4	1	2	1	0	2	0
4 Mike Aviles, R (1, 6) OBP: 0.272, SLG: 0.327	F FF 93 B SI 91 X SL 85 1-1 ② G5-3		B SL 85 C SL 84 S SI 92 X FF 93 1-2 23 1B 1B		C SI 93 X SL 85 0-1 ① SH1-3 2-3		S FF 92 F FF 92 B FF 93 X SL 86 1-2 ① G5-3		T FF 93 1 SAFE C FF 93 B FF 93 F FF 93 B FF 93 X SL 81 2-2 ③ G5-3 1-2	4	0	1	0	0	0	1
23 Michael Brantley, L (1, 7) OBP: 0.379, SLG: 0.512	B SI 93 S CH 85 B FF 92 B SI 88 B SI 93 4-1 BB		F SI 92 D FF 92 1 SAFE B CH 84 F CH 84 B SL 85 X SI 91 3-2 41 S 1-3 1B		C FF 92 B FF 91 B FF 92 X CH 86 2-1 ② G3		B SL 86 X SL 84 1-0 ② G4-3			3	0	1	0	1	0	1
41 Carlos Santana, S (1, 3) OBP: 0.369, SLG: 0.432	B SI 92 1 SAFE X SI 92 1-0 ③ G4-3		B FF 92 F CH 85 B SL 87 D SI 93 X CH 86 3-1 ③ G3-1 1-2		B CH 85 C FF 92 C FF 92 B SL 87 B CH 85 X SI 92 3-2 ③ G3-1 3-H		B CH 88 B FF 92 B CH 87 B FF 92 4-0 22 PO BB			3	0	0	0	1	0	3
22 Jason Kipnis, L (1, 4) OBP: 0.322, SLG: 0.349		C FF 90 X CU 80 0-1 ① G6-3		B SI 90 B SI 90 C SI 90 B FF 92 X SI 90 3-1 8 G3 10 1B 6 1B 1B		C CH 84 B FF 90 F CH 86 X FF 92 1-2 ① G4-3	C FF 92 1 SAFE 0-1 ③ PO 1-2	B FF 92 C CU 78 F SL 86 B SL 88 X SL 88 2-2 ① G4-3		4	1	1	0	0	0	0
10 Yan Gomes, R (1, 2) OBP: 0.325, SLG: 0.479		B FF 92 B FF 91 X FF 91 2-0 HR		1 SAFE F SI 92 X SL 84 0-1 8 G3 6 1B 1-2 1B		C FF 93 S SL 85 F SL 85 B FF 93 X SL 86 1-2 8 1B 62 2B 1B		C FF 93 S FF 93 T FF 94 0-2 ② K		4	3	3	1	0	1	0
8 Lonnie Chisenhall, L (1, 5) OBP: 0.355, SLG: 0.451		B SI 92 S CH 84 F CH 84 F FF 92 B SL 86 S CH 84 2-3 ② K		B FF 92 X FF 92 1-0 ① G3 1-2 2-3		X FF 91 0-0 62 2B 1-2 1B		B CU 78 X CU 78 1-0 ③ F8		4	1	1	0	0	1	2
6 Zach Walters, S (1, 10) OBP: 0.268, SLG: 0.446		X SI 90 0-0 ③ G4-3		F CH 85 X SL 85 0-1 38 G1-6-3 2-H 3-H 1B		X SI 91 0-0 ② P4			B FF 93 F FF 93 C SL 81 F SL 83 S SL 83 1-3 ① K	4	0	1	2	0	1	2
38 Chris Dickerson, L (1, 9) OBP: 0.315, SLG: 0.354 62 Tyler Holt, R (6, PH) OBP: 0.438, SLG: 0.467 (6, 9)			B SI 91 C SI 90 C CH 84 S SL 84 1-3 ① K	C SI 92 B FF 92 1 SAFE X SI 89 1-1 ②③ G1-6-3 1-2f		C CU 73 F SI 92 D SL 82 D SL 82 X SI 93 2-2 1-H 2-H 24 1B 2B			S SL 82 F SL 82 B FF 94 F FF 94 X SL 82 1-2 ② G6-3	2 2	0 1	0 1	0 2	1 0	1 0	1 0

	AB	34
	R	7
	H	11
	RBI	6
	BB	2
	SO	6
	LOB	10

Inning Stats										
	R: 0	H: 0	R: 1	H: 1	R: 0	H: 2	R: 2	H: 3	R: 1	H: 1
	E: 0	LOB: 1	E: 0	LOB: 0	E: 0	LOB: 2	E: 0	LOB: 0	E: 0	LOB: 0
	K: 1	BB: 1	K: 1	BB: 0	K: 2	BB: 0	K: 0	BB: 0	K: 0	BB: 0
	S: 8	P: 14	S: 8	P: 12	S: 14	P: 25	S: 9	P: 14	S: 8	P: 15

Inning Stats										
	R: 3	H: 4	R: 0	H: 0	R: 0	H: 0	R: 0	H: 0	1B: 8	SF: 0
	E: 0	LOB: 1	E: 0	LOB: 0	E: 0	LOB: 0	E: 0	LOB: 1	2B: 2	SAC: 1
	K: 0	BB: 0	K: 0	BB: 1	K: 1	BB: 0	K: 1	BB: 0	3B: 0	DP: 1
	S: 15	P: 21	S: 5	P: 11	S: 7	P: 10	S: 13	P: 18	HR: 1	HBP: 1

	WP: 1	PA: 39
	PB: 0	
	SB: 1	
	CS: 1	

PITCHER		IP	WLS	BF	H	R	ER	SO	BB	IBB	HBP	BLK	WP	HR	S	P	ERA	WHIP
44 Kyle Gibson, R ERA: 4.13	(1, 1)	5.1		24	8	5	5	4	1	0	0	0	1	1	54	89	8.44	1.688
52 Brian Duensing, L ERA: 2.8	(6, 1)	0.2	L	4	3	2	2	0	0	0	0	0	0	0	8	12	27.00	4.500
61 Jared Burton, R ERA: 4.2	(7, 1)	1.0		3	0	0	0	0	1	0	0	0	0	0	5	11	0.00	1.000
50 Casey Fien, R ERA: 2.75	(8, 1)	1.0		3	0	0	0	1	0	0	0	0	0	0	7	10	0.00	0.000
15 Glen Perkins, L ERA: 2.53	(9, 1)	1.0		4	0	0	0	1	0	0	1	0	0	0	13	18	0.00	0.000

PITCHER		IP	WLS	BF	H	R	ER	SO	BB	IBB	HBP	BLK	WP	HR	S	P	ERA	WHIP

Batter	1	2	3	4	5	6	7	8	9	AB	R	H	RBI	BB	SO	LOB
39 Danny Santana, S (1, 8) OBP: 0.349, SLG: 0.463	C FF 91 B CH 81 B FF 92 X FF 92 2-1 7 2B 2B	C FC 86 B CH 82 C FF 94 S KC 78 1-3 ② K			B FC 88 B FC 86 F FF 94 L FF 94 F KC 78 X FF 94 2-2 ② G4-3		L SI 92 L SI 92 B SL 85 S SL 85 1-3 ① K		D KC 86 F FF 94 D KC 85 C FF 94 X FF 95 2-2 ③ G4-3	5	1	1	0	0	2	3
2 Brian Dozier, R (1, 4) OBP: 0.332, SLG: 0.413	C FF 92 B FC 87 B FF 93 F FC 88 D ST 82 F FF 94 F FC 86 B FF 94 4-2 7 2B 19 1B BB	C FF 93 B FC 86 S SI 90 B KC 79 X FF 94 2-2 ③ F7			B FC 88 B FF 93 B FF 94 C FF 94 B FF 92 4-1 7 1B BB		C SI 90 B CU 82 S SI 92 F SI 93 B CU 83 X SI 93 2-2 ② F4			2	1	0	0	2	0	2
7 Joe Mauer, L (1, 3) OBP: 0.351, SLG: 0.380	B FF 94 C FC 89 B CH 86 B FF 94 F FF 94 X FF 95 3-2 19 1B 31 HR 1-3 2-H 2B		B CH 86 X FF 92 1-0 ① G4-3		C FF 87 X FF 89 0-1 19 FC6-4 1-3 1B		B SL 80 C FF 95 D SL 81 C FF 96 B FF 96 F FF 94 X FF 94 3-2 ③ G6-3			4	1	2	1	0	0	2
19 Kennys Vargas, S (1, 10) OBP: 0.351, SLG: 0.471	B FF 94 B FF 94 S FF 94 X SI 94 2-1 31 HR 2-3 3-H 1B		C FF 93 B FC 86 S FF 93 B KC 77 B FC 87 X FF 94 3-2 ② L8		B FF 89 B FF 89 F FF 90 S FF 90 F SL 76 F FF 90 X CH 85 2-2 ③ FC6-4 1-2f			C FF 95 B SL 79 X FF 94 1-1 ① F9		4	1	1	1	0	0	2
31 Oswaldo Arcia, L (1, 9) OBP: 0.305, SLG: 0.444	X CH 84 0-0 1-H 3-H HR		C KC 76 S FF 92 B KC 79 S FC 87 1-3 ③ K			B FF 88 X FF 87 1-0 ① G3-1		B FF 96 S FF 94 S FF 95 X FF 95 1-2 ② G3		4	1	1	3	0	1	0
24 Trevor Plouffe, R (1, 5) OBP: 0.310, SLG: 0.397	B FF 94 B FF 93 X FF 94 2-0 ① F8			F FF 93 B ST 80 B FF 94 C FC 85 C FF 93 2-3 ① K		X SL 87 0-0 ② G5-3		C FC 92 X FC 92 0-1 ③ G4-3		4	0	0	0	0	1	0
8 Kurt Suzuki, R (1, 2) OBP: 0.363, SLG: 0.395	C FF 94 F FC 87 X KC 77 0-2 ② G6-3			B FC 86 F FF 93 B CH 89 X FC 84 2-1 ② G6-3		B SL 86 B FF 90 C FF 91 X SL 87 2-1 ③ G5-3			B FF 96 C FF 96 B KC 88 B FF 95 C FF 95 X FF 96 3-2 ① P4	4	0	0	0	0	0	0
5 Eduardo Escobar, S (1, 6) OBP: 0.316, SLG: 0.393	F FF 94 F FC 89 B KC 79 S KC 79 1-3 ③ K			B CH 83 C FF 93 S FC 86 X FC 88 1-2 ③ L6			C FF 89 B SL 86 C FF 91 X SL 86 1-2 9 1B 1B		B FF 95 C FF 96 B FF 94 X FF 96 2-1 1B	4	0	2	0	0	1	0
1 Jordan Schafer, L (1, 7) OBP: 0.276, SLG: 0.246 9 Eduardo Núñez, R (7, PH) (8, 7) 27 Chris Parmelee, L (9, PH) OBP: 0.301, SLG: 0.379		F FF 93 S FF 93 B KC 77 B KC 78 X FF 94 2-2 ① F7			B FF 92 S FF 91 B CH 84 X FF 94 2-1 ① F7		C SI 91 C SL 85 X SL 82 0-2 1-2 1B		F FF 95 F FF 95 F KC 86 C FF 95 0-3 ② K	2 1 1	0 0 0	0 1 0	0 0 0	0 0 0	0 0 1	0 0 1
Inning Stats	R: 5 E: 0 K: 1 S: 19 H: 4 LOB: 0 BB: 1 P: 33	R: 0 E: 0 K: 1 S: 9 H: 0 LOB: 0 BB: 0 P: 14	R: 0 E: 0 K: 1 S: 7 H: 0 LOB: 0 BB: 0 P: 12	R: 0 E: 0 K: 1 S: 8 H: 0 LOB: 0 BB: 0 P: 13	R: 0 E: 0 K: 0 S: 14 H: 1 LOB: 2 BB: 1 P: 24	R: 0 E: 0 K: 0 S: 4 H: 0 LOB: 0 BB: 0 P: 7	R: 0 E: 0 K: 1 S: 17 H: 2 LOB: 2 BB: 0 P: 24	R: 0 E: 0 K: 0 S: 7 H: 0 LOB: 0 BB: 0 P: 9	R: 0 E: 0 K: 1 S: 12 H: 1 LOB: 1 BB: 0 P: 19	1B: 5 2B: 2 3B: 0 HR: 1 SF: 0 SAC: 0 DP: 0 HBP: 0						

PITCHER		IP	WLS	BF	H	R	ER	SO	BB	IBB	HBP	BLK	WP	HR	S	P	ERA	WHIP
47 Trevor Bauer, R ERA: 4.41	(1, 1)	4.2		20	4	5	5	4	2	0	0	0	0	1	50	87	9.64	1.286
57 Kyle Crockett, L ERA: 1.5	(5, 1)	0.2	W	3	1	0	0	0	0	0	0	0	0	0	8	11	0.00	1.500
48 Scott Atchison, R ERA: 2.91	(6, 1)	0.2	H	3	1	0	0	0	0	0	0	0	0	0	6	9	0.00	1.500
35 Marc Rzepczynski, L ERA: 3.1	(7, 1)	0.1	H	2	1	0	0	1	0	0	0	0	0	0	6	7	0.00	3.000
20 C.C. Lee, R ERA: 3.86	(7, 1)	0.1	H	1	0	0	0	0	0	0	0	0	0	0	4	6	0.00	0.000

PITCHER		IP	WLS	BF	H	R	ER	SO	BB	IBB	HBP	BLK	WP	HR	S	P	ERA	WHIP
50 Nick Hagadone, L ERA: 1.53	(7, 1)	1.0	H	3	0	0	0	0	0	0	0	0	0	0	9	14	0.00	0.000
27 Bryan Shaw, R ERA: 2.57	(8, 1)	0.1	H	1	0	0	0	0	0	0	0	0	0	0	2	2	0.00	0.000
37 Cody Allen, R ERA: 1.84	(9, 1)	1.0	S	4	1	0	0	1	0	0	0	0	0	0	12	19	0.00	1.000

BOTTOM

Cleveland Indians @ Minnesota Twins

Target Field, Minneapolis, MN

Tue Aug 19 2014, 7:11 PM - 10:25 PM CDT

Att. 26,358 - Overcast - 78 F

livebaseballscorecards.com

AB	35
R	5
H	8
RBI	5
BB	2
SO	6
LOB	10

Batter	1	2	3	4	5	6	7	8	9	AB	R	H	RBI	BB	SO	LOB
24 Michael Bourn, L (1, 8) OBP: 0.321, SLG: 0.376	C B FF 90 C FS 80 F SL 82 F SL 81 B SL 81 S FS 81 2-3 K		B SI 89 B FF 90 X FF 89 2-0 G4-3		C CU 72 X FF 90 0-1 G3-1		X CU 68 0-0 11 1B 2-H 1B		S FC 90 B CU 83 S FF 86 B FF 86 B CU 83 X FC 91 3-2 L7 1-2	5	0	1	1	0	1	2
11 José Ramírez, S (1, 6) OBP: 0.263, SLG: 0.258	F SI 91 B FF 92 X FF 91 1-1 G4-3		X SL 86 0-0 F8		B FF 90 F FF 91 B CU 72 X FF 91 2-1 23 G3-6-3 1B		C SI 87 1 SAFE S SL 77 1 SAFE D SL 79 X FF 90 1-2 1-2 1B		X FC 92 0-0 G6-3	5	0	2	0	0	0	2
23 Michael Brantley, L (1, 7) OBP: 0.376, SLG: 0.507	B FF 91 F FF 92 B SI 93 F SI 92 X FF 92 2-2 G6-3		B FS 81 C SL 85 B FS 81 F SI 92 S SL 86 2-3 K		C SI 91 1 SAFE X SL 85 0-1 G3-6-3 1-2f		B SL 77 C FF 89 F SL 78 B SL 78 D FF 88 F FF 90 X SI 89 3-2 F7			4	0	0	0	0	1	4
41 Carlos Santana, S (1, 3) OBP: 0.370, SLG: 0.434		B FS 81 B FF 91 C SI 91 X FF 91 2-1 F9	C SL 85 X FS 80 0-1 22 2B 2B	C FS 80 C CU 74 B FF 91 B SL 82 B FF 90 F FF 90 D SL 83 4-2 6 K BB		C FF 90 X FF 92 0-1 F8			3	1	1	0	1	0	0
22 Jason Kipnis, L (1, 4) OBP: 0.321, SLG: 0.351		B SI 91 C SL 85 X FS 81 1-1 F7	B FF 91 B FF 91 B SI 92 C FF 92 F FF 92 F SL 84 X SL 85 3-2 4 WP 4 1B 2-H 2B	B SI 92 C SI 90 1 SAFE C CU 72 B SI 92 S CU 74 2-3 K		C CH 82 B CH 85 B FF 91 F FF 90 S SL 85 2-3 K			4	1	1	1	0	2	1
6 Zach Walters, S (1, 10) OBP: 0.267, SLG: 0.478		X FS 82 0-0 HR	X SI 89 0-0 F7	B FS 81 F SL 84 S FF 91 D SL 83 B CU 74 F SI 93 S FF 92 3-3 K 1-2		F FF 93 B FF 92 F FF 92 B FF 94 F SL 85 X FF 92 2-2 L7			4	1	1	1	0	1	2
4 Mike Aviles, R (1, 5) OBP: 0.278, SLG: 0.344		B FF 91 B SI 90 S FF 92 X SL 85 2-1 1B	C FF 92 B SL 83 C CU 75 B FF 92 B SL 82 F FF 93 F SL 83 X FF 93 3-2 38 S 2-H 1B			F FF 91 B SI 90 B FS 79 X FF 91 2-1 G3-1		B FF 90 X FC 89 1-0 HR	4	1	3	2	0	0	0
38 Chris Dickerson, L (1, 9) OBP: 0.312, SLG: 0.349		C SL 83 X FF 91 0-1 G3	S FS 82 2 SAFE F FS 79 B SL 81 C SL 81 1-3 K 1-2			C CU 72 F FF 91 X CU 76 0-2 55 S 24 1B 1B		C FF 91 F CU 82 C CH 86 0-3 K	4	1	1	0	0	2	2
55 Roberto Pérez, R (1, 2) OBP: 0.351, SLG: 0.441			X FF 90 0-0 2B	B SL 82 B SL 84 X SI 92 2-0 G4-3			1 SAFE S SL 82 1 SAFE 1 SAFE D SL 83 C CU 74 F SI 91 1 SAFE F SL 81 2-3 B SL 82 C CU 75 K 1-2		B CU 81 B FC 92 B FF 91 C FC 90 S FC 92 D FC 91 4-2 24 WP BB	3	0	1	0	1	1	2
Inning Stats	R: 0 E: 0 K: 1 S: 10 H: 0 LOB: 0 BB: 0 P: 15	R: 1 E: 0 K: 0 S: 9 H: 2 LOB: 1 BB: 0 P: 14	R: 0 E: 0 K: 1 S: 6 H: 1 LOB: 1 BB: 0 P: 10	R: 2 E: 0 K: 1 S: 16 H: 3 LOB: 1 BB: 0 P: 25	R: 0 E: 0 K: 0 S: 6 H: 1 LOB: 0 BB: 0 P: 8	R: 0 E: 0 K: 2 S: 10 H: 0 LOB: 1 BB: 1 P: 19	R: 1 E: 0 K: 1 S: 18 H: 3 LOB: 2 BB: 0 P: 26	R: 0 E: 0 K: 1 S: 9 H: 0 LOB: 0 BB: 0 P: 13	R: 1 E: 0 K: 1 S: 10 H: 1 LOB: 1 BB: 1 P: 18	1B: 6 2B: 3 3B: 0 HR: 2 SF: 0 SAC: 0 DP: 1 HBP: 0						WP: 2 PB: 0 SB: 2 CS: 0 PA: 38

PITCHER	IP	WLS	BF	H	R	ER	SO	BB	IBB	HBP	BLK	WP	HR	S	P	ERA	WHIP
47 Ricky Nolasco, R (1, 1) ERA: 5.96	6.2	L	27	8	4	4	6	1	0	0	0	1	1	67	105	5.40	1.350
56 Caleb Thielbar, L (7, 1) ERA: 3.32	0.1		3	2	0	0	0	0	0	0	0	0	0	8	12	0.00	6.000
51 Anthony Swarzak, R (8, 1) ERA: 4.12	1.0		3	0	0	0	1	0	0	0	0	0	0	9	13	0.00	0.000
21 Samuel Deduno, R (9, 1) ERA: 4.47	1.0		5	1	1	1	1	1	0	0	0	1	1	10	18	9.00	2.000

PITCHER	IP	WLS	BF	H	R	ER	SO	BB	IBB	HBP	BLK	WP	HR	S	P	ERA	WHIP

TOP

Cleveland Indians @ Minnesota Twins

Target Field, Minneapolis, MN

Wed Aug 20 2014, 7:13 PM - 10:13 PM CDT

Att. 28,943 - Partly Cloudy - 82 F

livebaseballscorecards.com

AB	36
R	5
H	11
RBI	5
BB	2
SO	8
LOB	15

BOTTOM

Cleveland Indians @ Minnesota Twins

Target Field, Minneapolis, MN

Wed Aug 20 2014, 7:13 PM - 10:13 PM CDT

Att. 28,943 - Partly Cloudy - 82 F

livebaseballscorecards.com

Batter	1	2	3	4	5	6	7	8	9	AB	R	H	RBI	BB	SO	LOB
39 Danny Santana, S (1, 8) OBP: 0.348, SLG: 0.460	C SI 89 B SI 90 B SI 91 F SI 90 X SI 90 2-2 ① G5-3		C CU 76 B SI 89 X CU 76 1-1 7 G5-3 1B		F SI 90 B SL 82 F CH 81 F SL 84 S SL 82 1-3 ② K		C FF 89 X SL 87 0-1 ② F7			4	0	1	0	0	1	1
2 Brian Dozier, R (1, 4) OBP: 0.333, SLG: 0.412	B SI 91 B SI 92 X SI 91 2-0 7 S 1B		1 **SAFE** L SI 92 1 SAFE 1 SAFE B CH 81 F SI 91 B SI 89 S CH 81 2-3 ① K		C SI 92 B SL 84 B SL 83 B CH 80 C SI 92 F SI 91 F SL 83 F CH 82 F CH 82 4-2 B SL 84 BB		B SL 87 X SL 85 1-0 ③ L8			3	0	1	0	1	1	1
7 Joe Mauer, L (1, 3) OBP: 0.353, SLG: 0.379	C SI 91 B SL 85 B SI 92 B SL 85 B SL 85 4-1 19 G4-6-3 **1-2** BB		**1 SAFE** **B SI 91** **B SI 91** 1 SAFE 1 SAFE 1 SAFE C CH 82 S SI 91 B SI 92 3-2 F SI 93 X SL 86 G5-3 **1-2** ②		C SI 89 X SL 84 0-1 ③ G6-3			B FF 93 C FF 92 X FF 94 1-1 1B		3	0	1	0	1	0	3
19 Kennys Vargas, S (1, 10) OBP: 0.333, SLG: 0.444	B SI 90 F CH 83 S SL 83 X SI 92 1-2 ② ③ G4-6-3 **1-2f**		B SL 82 S SI 92 D SL 85 X SL 84 2-1 ③ G5-3			B CU 75 S CH 81 B SI 90 F CH 81 B SI 91 X SI 90 3-2 E5 5 F8 24 1B		B FF 93 X FF 93 1-0 ① F7		4	0	0	0	0	0	4
31 Oswaldo Arcia, L (1, 9) OBP: 0.304, SLG: 0.441		C SI 91 F CU 78 X SL 85 0-2 5 1B 1B		C SI 88 C SI 89 B SL 85 B CU 78 C SI 92 2-3 ① K		F SI 91 X SL 85 0-1 ① F9		S FF 93 F FF 95 S SL 79 0-3 ② K		4	0	1	0	0	2	2
24 Trevor Plouffe, R (1, 5) OBP: 0.310, SLG: 0.395		B SI 91 X CH 83 1-0 ① L8		C SI 91 C CU 75 B SL 82 S SL 82 1-3 ② K2-3		B SI 91 X SI 91 1-0 **1-2** 1B		C SL 79 B FC 91 F FC 92 B FC 93 B FC 93 X FC 92 3-2 ③ F9		4	0	1	0	0	1	2
5 Eduardo Escobar, S (1, 6) OBP: 0.315, SLG: 0.391		X SI 91 0-0 **1-2** 1B		C SI 90 X CH 82 0-1 ③ F8		C SI 92 X CU 82 0-1 ② F8 **2-3**			C FC 91 F FC 91 X CH 87 0-2 ① G4-3	4	0	1	0	0	0	2
26 Eric Fryer, R (1, 2) OBP: 0.271, SLG: 0.309		B SI 91 C SI 91 F SL 83 S SL 83 1-3 ② K			B SI 90 S CH 82 B SL 82 B SI 90 B SI 90 4-1 1 SH1-3 BB	B CU 81 X SI 92 1-0 ③ G5-3			B FC 90 B FC 92 X FC 90 2-0 ② G4-3	3	0	0	0	1	1	4
1 Jordan Schafer, L (1, 7) OBP: 0.269, SLG: 0.239		B SI 91 S SL 84 B SI 91 B SI 92 C CH 84 X SL 84 3-2 ③ G1-3			F SI 90 X SI 92 0-1 ① SH1-3 **1-2**		B FF 89 X SL 87 1-0 ① G3		F FC 92 B FC 92 X SL 82 1-1 ③ F8	3	0	0	0	0	0	2
Inning Stats	R: 0 E: 0 K: 0 S: 8 H: 1 LOB: 1 BB: 1 P: 17	R: 0 E: 0 K: 1 S: 11 H: 2 LOB: 2 BB: 0 P: 16	R: 0 E: 0 K: 1 S: 11 H: 1 LOB: 1 BB: 0 P: 19	R: 0 E: 0 K: 2 S: 8 H: 0 LOB: 0 BB: 0 P: 11	R: 0 E: 0 K: 1 S: 15 H: 0 LOB: 2 BB: 2 P: 24	R: 0 E: 1 K: 0 S: 9 H: 1 LOB: 2 BB: 0 P: 14	R: 0 E: 0 K: 0 S: 4 H: 0 LOB: 0 BB: 0 P: 6	R: 0 E: 0 K: 1 S: 9 H: 1 LOB: 1 BB: 0 P: 14	R: 0 E: 0 K: 0 S: 6 H: 0 LOB: 0 BB: 0 P: 9	1B: 6 2B: 0 3B: 0 HR: 0 SF: 0 SAC: 1 DP: 1 HBP: 0						

AB	32
R	0
H	6
RBI	0
BB	3
SO	6
LOB	21

WP: 0 PA: 36
PB: 0
SB: 1
CS: 0

PITCHER		IP	WLS	BF	H	R	ER	SO	BB	IBB	HBP	BLK	WP	HR	S	P	ERA	WHIP
58 TJ House, L ERA: 3.8	(1, 1)	5.1	W	23	4	0	0	5	3	0	0	0	0	0	58	95	0.00	1.312
20 C.C. Lee, R ERA: 3.72	(6, 1)	0.2	H	3	1	0	0	0	0	0	0	0	0	0	4	6	0.00	1.500
48 Scott Atchison, R ERA: 2.86	(7, 1)	1.0		3	0	0	0	0	0	0	0	0	0	0	4	6	0.00	0.000
50 Nick Hagadone, L ERA: 1.47	(8, 1)	0.2		3	1	0	0	1	0	0	0	0	0	0	6	8	0.00	1.500
27 Bryan Shaw, R ERA: 2.51	(8, 1)	1.1		4	0	0	0	0	0	0	0	0	0	0	9	15	0.00	0.000

PITCHER		IP	WLS	BF	H	R	ER	SO	BB	IBB	HBP	BLK	WP	HR	S	P	ERA	WHIP

Cleveland Indians @ Minnesota Twins

Target Field, Minneapolis, MN

Thu Aug 21 2014, 12:11 PM - 3:05 PM CDT

Att. 28,033 - Overcast - 77 F

TOP

livebaseballscorecards.com

Batter	1	2	3	4	5	6	7	8	9	AB	R	H	RBI	BB	SO	LOB
24 Michael Bourn, L (1, 8) OBP: 0.323, SLG: 0.375	B FF 89 B FF 90 X FF 90 2-0 1B		F FF 91 1 SAFE F FF 91 1 SAFE D KC 77 F FC 89 F KC 78 T FC 89 1-2 ② K			C FF 88 S FF 90 F KC 74 F FC 87 B FC 86 B FC 87 B FF 92 X FC 87 3-2 ① L8		F FF 94 B FF 94 S SL 87 B SL 88 F SL 88 F SL 88 F CU 80 B SL 89 F SL 88 4-2 F FF 93 B FF 93 BB		3	0	1	0	1	1	1
4 Mike Aviles, R (1, 6) OBP: 0.275, SLG: 0.339	1 SAFE F FF 91 B FF 92 X FF 92 1-1 ① L9		B FF 92 X FF 92 1-0 ③ P6			X FF 92 0-0 ② G5-3		B SL 88 F FF 93 1 SAFE X SL 88 1-1 ② F7		4	0	0	0	0	0	3
23 Michael Brantley, L (1, 7) OBP: 0.373, SLG: 0.503	1 SAFE B FF 91 X FF 92 1-0 ② L8			B FF 90 C KC 75 B SI 91 F FF 91 F FC 88 S FC 89 2-3 ① K		C KC 74 B FF 91 X FF 91 1-1 E8 41 1B		B FF 93 F FF 93 F FF 93 1 SAFE B FF 94 B FF 93 C SL 89 3-3 ③ K		4	0	0	0	0	2	2
41 Carlos Santana, S (1, 3) OBP: 0.369, SLG: 0.432	B FF 92 T FF 91 F FF 92 D KC 78 S KC 78 2-3 ③ K			F FF 92 B FF 92 B FF 93 C KC 76 B FC 88 C FC 88 3-3 ② K		X FF 90 0-0 ③ 1-3 1B			F FF 93 C SI 93 X SL 81 0-2 ① F7	4	0	1	0	0	2	1
22 Jason Kipnis, L (1, 4) OBP: 0.320, SLG: 0.349		C KC 74 B FF 90 S FF 91 B FC 88 X FF 92 2-2 ① P6		F FF 92 X FF 92 0-1 ③ P4			C FF 90 F FF 90 B FC 87 F FC 88 B KC 76 X FC 88 2-2 1B		C FF 93 B SL 81 F SI 93 S FF 94 1-3 ② K	4	0	1	0	0	1	0
10 Yan Gomes, R (1, 2) OBP: 0.324, SLG: 0.477 55 Roberto Pérez, R (6, 2) OBP: 0.333, SLG: 0.417		C FF 92 F FF 92 X FC 89 0-2 ② G4-3			C FF 90 X KC 75 0-1 ① G6-3		C FC 86 B FF 90 1 SAFE F FC 87 F FF 92 F FC 86 X FC 89 1-2 ① L9		C FF 94 B SL 82 C SL 81 X FF 94 1-2 ③ G5-3	2 2	0 0	0 0	0 0	0 0	0 0	0 1
8 Lonnie Chisenhall, L (1, 5) OBP: 0.353, SLG: 0.447		C FF 92 S FF 93 B KC 78 C FC 88 1-3 ③ K			F FF 91 F FF 91 S FF 92 0-3 ② K		X SI 90 0-0 ② F7			3	0	0	0	0	2	1
6 Zach Walters, S (1, 10) OBP: 0.269, SLG: 0.514			F SI 90 F FF 92 F KC 77 B FF 92 F FC 88 F FF 92 F FC 89 B KC 78 F KC 77 2-3 ① S FC 88 K		F FF 91 F FF 92 B FF 93 X FC 89 1-2 HR		S FF 92 S FF 91 T FF 91 0-2 ③ K			3	1	1	1	0	2	1
38 Chris Dickerson, L (1, 9) OBP: 0.313, SLG: 0.349			X KC 76 0-0 1B		X FF 91 0-0 ③ G4-3			B FF 93 C FF 92 X SL 87 1-1 ① F7		3	0	1	0	0	0	0
Inning Stats	R: 0 E: 0 K: 1 S: 7 H: 1 LOB: 1 BB: 0 P: 13	R: 0 E: 0 K: 1 S: 9 H: 0 LOB: 0 BB: 0 P: 12	R: 0 E: 0 K: 2 S: 15 H: 1 LOB: 1 BB: 0 P: 19	R: 0 E: 0 K: 2 S: 9 H: 0 LOB: 0 BB: 0 P: 14	R: 1 E: 0 K: 1 S: 9 H: 1 LOB: 0 BB: 0 P: 10	R: 0 E: 1 K: 0 S: 9 H: 1 LOB: 2 BB: 0 P: 13	R: 0 E: 0 K: 1 S: 13 H: 1 LOB: 1 BB: 0 P: 16	R: 0 E: 0 K: 1 S: 14 H: 0 LOB: 1 BB: 1 P: 23	R: 0 E: 0 K: 1 S: 9 H: 0 LOB: 0 BB: 0 P: 11	1B: 4 2B: 0 3B: 0 HR: 1 SF: 0 SAC: 0 DP: 0 HBP: 0						

	AB	32
	R	1
	H	5
	RBI	1
	BB	1
	SO	10
	LOB	10

WP: 0 PA: 33
PB: 0
SB: 0
CS: 0

PITCHER		IP	WLS	BF	H	R	ER	SO	BB	IBB	HBP	BLK	WP	HR	S	P	ERA	WHIP
45 Phil Hughes, R ERA: 3.65	(1, 1)	7.0	W	26	5	1	1	8	0	0	0	0	0	1	71	97	1.29	0.714
50 Casey Fien, R ERA: 2.7	(8, 1)	1.0	H	4	0	0	0	1	1	0	0	0	0	0	14	23	0.00	1.000
15 Glen Perkins, L ERA: 2.48	(9, 1)	1.0	S	3	0	0	0	1	0	0	0	0	0	0	9	11	0.00	0.000

PITCHER		IP	WLS	BF	H	R	ER	SO	BB	IBB	HBP	BLK	WP	HR	S	P	ERA	WHIP

Cleveland Indians @ Minnesota Twins

Target Field, Minneapolis, MN

Thu Aug 21 2014, 12:11 PM - 3:05 PM CDT

Att. 28,033 - Overcast - 77 F

livebaseballscorecards.com

BOTTOM

Batter	1	2	3	4	5	6	7	8	9	AB	R	H	RBI	BB	SO	LOB
39 Danny Santana, S (1, 6) OBP: 0.350, SLG: 0.461	C SI 91 B SI 92 B SI 92 X SI 91 2-1 2 SH3-1 1B		B SI 92 C SL 87 S SL 86 S CU 82 1-3 ② K		S SI 93 D CU 83 C FF 93 X CU 84 1-2 ② P6		C SI 92 B CU 81 X SI 92 1-1 ① 1-2 1B			4	0	2	0	0	1	2
2 Brian Dozier, R (1, 4) OBP: 0.332, SLG: 0.410	X SI 92 0-0 ① SH3-1 1-2		X SL 87 0-0 ③ G5-3		C SI 94 D CU 85 B SL 89 S SL 89 S FF 95 2-3 ③ K		F SI 93 F SL 87 B SI 93 1 SAFE F CU 83 F SL 89 D CU 83 1 SAFE 1 SAFE 2-3 ② S SI 94 K			3	0	0	0	0	2	3
7 Joe Mauer, L (1, 3) OBP: 0.352, SLG: 0.376	B SI 91 B SI 92 C FF 93 D SL 87 B SI 93 4-1 BB			C SL 87 B CH 84 C FF 93 F CU 84 F SI 94 X FF 94 1-2 ① F7		C SI 92 C SI 93 T SL 87 0-2 ① K	B SI 94 1 SAFE B CU 83 D SL 88 C FF 94 C FF 94 X FF 93 3-2 ③ G3-1			3	0	0	0	1	1	1
19 Kennys Vargas, S (1, 10) OBP: 0.354, SLG: 0.513 9 Eduardo Núñez, R (8, PR) OBP: 0.278, SLG: 0.362 (9, 10)	C SI 93 F SL 86 B SI 92 F SL 87 B SI 94 S SI 93 2-3 ② K			B SI 92 X SI 93 1-0 HR		S SL 88 X SI 94 0-1 24 2B 2B		F FF 88 X CH 82 0-1 31 S 31 2B 1B		4 0	2 1	3 0	1 0	0 0	1 0	2 0
31 Oswaldo Arcia, L (1, 9) OBP: 0.307, SLG: 0.444	F SI 93 S SL 89 B SI 94 S SI 94 1-3 ③ K			S SL 88 S SL 88 B SI 93 C FF 93 1-3 ② K		B SL 88 B SL 88 B SL 94 B SI 94 4-0 24 2B BB		B FF 87 C FF 86 C FF 87 D SL 81 F SL 77 1 SAFE B SL 77 X FF 87 3-2 1-H 2B		3	1	1	1	1	2	2
24 Trevor Plouffe, R (1, 5) OBP: 0.309, SLG: 0.396		C SL 87 X SI 92 0-1 ① F8		C SI 92 S SL 88 S SL 88 0-3 ③ K		C SI 93 D SL 88 X SL 89 1-1 8 FC6-5 1-H 2-H 2B		B FC 86 X FC 86 1-0 ① F9		4	0	1	2	0	1	2
8 Kurt Suzuki, R (1, 2) OBP: 0.362, SLG: 0.392		X SI 92 0-0 ② L4			B SI 92 H SI 92 2-0 27 CS HBP	B SI 94 X SI 93 1-0 ② FC6-5 2-3		D FC 85 F FC 86 B FC 85 F FC 84 D CU 75 S FF 89 3-3 ② K		3	0	0	0	0	1	3
27 Chris Parmelee, L (1, 7) OBP: 0.300, SLG: 0.374		B SI 91 B FF 92 C SI 92 X SL 88 2-1 ③ P5			B SI 92 B SI 91 B SI 92 D SI 92 4-0 ① 1 2B 1-2 BB	B SI 92 D SL 88 S SI 92 F CU 83 F SI 94 X CU 85 2-2 ③ G4-3		B FF 88 F FF 88 X FC 86 1-1 ③ G4-3		3	0	0	0	1	0	3
1 Jordan Schafer, L (1, 8) OBP: 0.278, SLG: 0.252			S SL 87 F SL 87 X SI 92 0-2 ① F8		C FF 92 X SL 87 0-1 1-3 2B		C SI 91 B SI 92 B SL 87 B SL 87 C SI 93 B SL 87 4-2 39 CS BB			2	0	1	0	1	0	0
Inning Stats	R: 0 E: 0 K: 2 S: 11 H: 1 LOB: 2 BB: 1 P: 20	R: 0 E: 0 K: 0 S: 5 H: 0 LOB: 0 BB: 0 P: 7	R: 0 E: 0 K: 1 S: 7 H: 0 LOB: 0 BB: 0 P: 8	R: 1 E: 0 K: 2 S: 12 H: 1 LOB: 0 BB: 0 P: 15	R: 0 E: 0 K: 1 S: 8 H: 1 LOB: 2 BB: 1 P: 17	R: 2 E: 0 K: 1 S: 12 H: 2 LOB: 1 BB: 1 P: 20	R: 0 E: 0 K: 1 S: 12 H: 1 LOB: 1 BB: 1 P: 22	R: 1 E: 0 K: 1 S: 12 H: 2 LOB: 2 BB: 0 P: 20		1B: 3 2B: 4 3B: 0 HR: 1 SF: 0 SAC: 1 DP: 0 HBP: 1	WP: 0 PB: 0 SB: 1 CS: 2 PA: 35					

	AB	29
	R	4
	H	8
	RBI	4
	BB	4
	SO	9
	LOB	18

PITCHER		IP	WLS	BF	H	R	ER	SO	BB	IBB	HBP	BLK	WP	HR	S	P	ERA	WHIP
28 Corey Kluber, R ERA: 2.46	(1, 1)	7.0	L	30	6	3	3	8	4	0	1	0	0	1	67	109	3.86	1.429
57 Kyle Crockett, L ERA: 1.88	(8, 1)	0.0		2	2	1	1	0	0	0	0	0	0	0	6	9	∞	∞
43 Josh Tomlin, R ERA: 4.35	(8, 1)	1.0		3	0	0	0	1	0	0	0	0	0	0	6	11	0.00	0.000

PITCHER	IP	WLS	BF	H	R	ER	SO	BB	IBB	HBP	BLK	WP	HR	S	P	ERA	WHIP

Batter	1	2	3	4	5	6	7	8	9	AB	R	H	RBI	BB	SO	LOB
19 Robbie Grossman, S (1, 7) OBP: 0.331, SLG: 0.327	C FF 98 F FF 98 B FF 96 S FF 99 1-3 ① **K**		F FF 96 F FF 96 B FF 96 B CH 89 F SI 97 X CH 89 2-2 ② F7 **1-2**			C CU 81 S CH 90 S CH 91 0-3 ① K2-3		X FC 93 0-0 ③ G4-3		4	0	0	0	0	2	1
27 Jose Altuve, R (1, 4) OBP: 0.372, SLG: 0.439	B FF 99 B FF 98 C FF 98 B FF 96 C FF 97 B FF 98 4-2 BB		C SL 88 F FF 96 F SL 88 X SL 87 0-2 ③ G5-3			B FF 96 B SL 85 X FF 96 2-0 ② G6-3			X FF 95 0-0 ① G6-3	3	0	0	0	1	0	1
23 Chris Carter, R (1, 10) OBP: 0.299, SLG: 0.509 3 Gregorio Petit, R (9, PR) OBP: 0.333, SLG: 0.500 (9, 10)	F FF 97 **B FF 95** **B SL 85** 1 SAFE 1 SAFE C FF 95 F SL 87 S SL 87 2-3 ② **K**			C SL 86 B CH 87 B SI 94 X SL 86 2-1 ① F8		S CH 90 B FF 98 S SL 88 B SL 88 B CH 91 B SL 87 4-2 BB			B FF 95 B KC 86 B FF 95 B FF 95 4-0 21 E, 21 FC3, 15 E BB	2	0	0	0	2	1	1
										0	1	0	0	0	0	0
21 Dexter Fowler, S (1, 8) OBP: 0.382, SLG: 0.411	**B FF 94** 1 SAFE 1 SAFE C FF 96 F FF 97 X FF 97 1-2 ③ P4			B CH 87 X FF 97 1-0 ② F8		C CH 88 F FF 97 S CH 90 0-3 ③ **K**			B FF 96 C FF 95 S KC 87 X KC 86 1-2 FC3, 15 S, 9, FC6-2-5 **1-3**	4	0	0	0	0	1	3
15 Jason Castro, L (1, 2) OBP: 0.303, SLG: 0.380		B FF 96 F FF 96 B FF 98 S FF 99 F FF 98 S FF 97 2-3 ① **K**		S FF 96 S CH 91 B FF 97 S CH 91 1-3 ③ K2-3			B FF 95 F FF 94 F FF 95 C SL 79 1-3 ① **K**		B FF 94 C KC 85 D KC 86 C FF 95 D KC 87 F FF 95 B KC 87 4-2 9, FC6-2-5, 21 HR BB **1-3** **3-H**	3	1	0	0	1	3	0
9 Marwin Gonzalez, S (1, 6) OBP: 0.308, SLG: 0.384		C CH 88 X FF 98 0-1 ② G4-3			S CH 88 X FF 96 0-1 HR		C SL 81 S SL 81 B SL 80 X FF 97 1-2 ② G6-3		F FF 95 X KC 84 0-1 ② FC6-2-5, 21 HR **1-2** **3-H**	4	2	1	1	0	0	2
21 Jon Singleton, L (1, 3) OBP: 0.290, SLG: 0.374		B FF 96 B FF 96 F FF 97 F SI 98 F SL 88 C FF 98 2-3 ③ **K**			B FF 96 C FF 94 X FF 96 1-1 ① L9		C FF 96 B FF 95 B FF 98 B SL 81 S FF 96 S FF 96 3-3 ③ **K**		S FF 95 C FF 95 D KC 87 B FF 94 F FF 94 B FF 95 F FF 96 X FF 95 3-2 HR **1-H** **2-H**	4	1	1	3	0	2	0
30 Matt Dominguez, R (1, 5) OBP: 0.266, SLG: 0.349			C SL 88 S SL 86 B FF 98 C SL 89 1-3 ① **K**		F FF 97 X SI 97 0-1 ② G6-3			C FC 93 X SL 81 0-1 ① F8	X FF 95 0-0 ③ F9	4	0	0	0	0	1	1
6 Jake Marisnick, R (1, 9) OBP: 0.266, SLG: 0.288			B FF 99 B FF 95 C FF 97 C FF 96 F SL 88 B FF 98 F SL 89 X FF 99 3-2 19 WP 1B		B SL 85 X FF 96 1-0 ③ F9			C FC 92 S FC 93 T FC 94 0-2 ② **K**		3	0	1	0	0	1	0
Inning Stats	R: 0 E: 0 K: 2 S: 12 H: 0 LOB: 1 BB: 1 P: 20	R: 0 E: 0 K: 2 S: 10 H: 0 LOB: 0 BB: 0 P: 14	R: 0 E: 0 K: 1 S: 16 H: 1 LOB: 1 BB: 0 P: 22	R: 0 E: 0 K: 1 S: 6 H: 0 LOB: 0 BB: 0 P: 10	R: 1 E: 0 K: 0 S: 7 H: 1 LOB: 0 BB: 0 P: 9	R: 0 E: 0 K: 2 S: 9 H: 0 LOB: 1 BB: 1 P: 15	R: 0 E: 0 K: 2 S: 9 H: 0 LOB: 0 BB: 0 P: 14	R: 0 E: 0 K: 1 S: 6 H: 0 LOB: 0 BB: 0 P: 6	R: 4 E: 1 K: 0 S: 15 H: 1 LOB: 1 BB: 2 P: 27	1B: 1 2B: 0 3B: 0 HR: 2 SF: 0 SAC: 0 DP: 0 HBP: 0						

TOP

Houston Astros @ Cleveland Indians

Progressive Field, Cleveland, OH

Fri Aug 22 2014, 7:09 PM - 10:09 PM EDT

Att. 18,743 - Partly Cloudy - 75 F

livebaseballscorecards.com

AB	31
R	5
H	3
RBI	4
BB	4
SO	11
LOB	9

WP: 1 PB: 0 SB: 2 CS: 0 PA: 35

PITCHER		IP	WLS	BF	H	R	ER	SO	BB	IBB	HBP	BLK	WP	HR	S	P	ERA	WHIP
59 Carlos Carrasco, R ERA: 3.14	(1, 1)	6.0		22	2	1	1	8	2	0	0	0	1	1	60	90	1.50	0.667
50 Nick Hagadone, L ERA: 1.4	(7, 1)	1.0		3	0	0	0	2	0	0	0	0	0	0	9	14	0.00	0.000
27 Bryan Shaw, R ERA: 2.47	(8, 1)	1.0		3	0	0	0	1	0	0	0	0	0	0	6	6	0.00	0.000
37 Cody Allen, R ERA: 1.81	(9, 1)	1.0	L	7	1	4	0	0	2	0	0	0	0	1	15	27	0.00	3.000

PITCHER	IP	WLS	BF	H	R	ER	SO	BB	IBB	HBP	BLK	WP	HR	S	P	ERA	WHIP

Batter	1	2	3	4	5	6	7	8	9	AB	R	H	RBI	BB	SO	LOB
24 Michael Bourn, L (1, 8) OBP: 0.319, SLG: 0.370	C FF 90 F CH 79 B CH 79 F FF 90 B FF 91 F CH 80 C KC 74 2-3 ① K			B KC 75 B FF 91 F FF 91 X CH 80 2-1 ① G4-3		B SI 92 F SI 91 D SI 92 C SI 91 B SL 79 S SL 79 3-3 ② K			C SI 91 X SI 92 0-1 E5 11 1B	4	0	0	0	0	2	1
11 José Ramírez, S (1, 6) OBP: 0.272, SLG: 0.268	B FF 91 B FF 92 C FF 91 X KC 75 2-1 23 L8-4-3 1B			C FF 91 F FF 91 B FF 90 B CH 79 F FF 92 T FF 93 2-2 ② K		S SI 92 B SI 92 X CH 83 1-1 ③ G2-3			C SI 90 X SL 86 0-1 41 G6-3 1B 1-2	4	0	2	0	0	1	1
23 Michael Brantley, L (1, 7) OBP: 0.370, SLG: 0.499	C KC 75 B KC 76 B FF 92 F FF 91 B FF 93 X FF 93 3-2 ②③ L8-4-3 1-2			B KC 76 X FF 92 1-0 ③ G6-3			C SI 91 C SL 78 X SL 81 0-2 ① G2-3		B SI 93 F SI 93 B SL 88 X SI 93 2-1 ① L7	4	0	0	0	0	0	3
41 Carlos Santana, S (1, 3) OBP: 0.366, SLG: 0.428		B FF 90 B KC 74 X FF 92 2-0 ① G3			C KC 76 B KC 78 C FF 91 B ST 82 T FF 92 2-2 ① K		C FF 95 B CH 82 C CH 82 S FF 96 1-3 ② K		B SI 92 B SI 93 B SL 87 C SI 92 C SI 90 X SI 93 3-2 ②③ G6-3 1-2f	4	0	0	0	0	2	2
22 Jason Kipnis, L (1, 4) OBP: 0.320, SLG: 0.349		B FF 92 C FF 92 B CH 82 X FF 92 2-1 ② P5			B FF 93 C CH 81 X FF 92 1-1 ② P4		B KC 81 C CH 80 X FF 95 1-1 6 S 1B			3	0	1	0	0	0	0
6 Zach Walters, S (1, 10) OBP: 0.272, SLG: 0.547		S KC 76 S KC 76 X ST 83 0-2 ③ P6			B KC 78 F FF 92 X KC 75 1-1 HR		1 SAFE F KC 79 S FF 95 F FF 96 B FF 96 D KC 84 B FF 96 C KC 79 3-3 ③ K 1-2			3	1	1	1	0	1	1
8 Lonnie Chisenhall, L (1, 5) OBP: 0.351, SLG: 0.445 4 Mike Aviles, R (8, PH) OBP: 0.277, SLG: 0.342 (9, 5)			B FF 90 C FF 91 B KC 74 X FF 91 2-1 ① L7		X FF 92 0-0 ③ L8			B FF 93 C SL 80 F FF 94 X SL 81 1-2 55 CS 62 SH 1B		2 1	0 0	0 1	0 0	0 0	0 0	0 0
38 Chris Dickerson, L (1, 9) OBP: 0.306, SLG: 0.341 62 Tyler Holt, R (8, PH) OBP: 0.438, SLG: 0.467 (9, 9)			B FF 92 X FF 91 1-0 ② P6			B SI 91 C SI 92 F SI 92 F SL 79 X SL 79 1-2 ① F8		1 SAFE X FF 93 0-0 SH 55 CS 1-2		2 0	0 0	0 0	0 0	0 0	0 0	0 0
55 Roberto Pérez, R (1, 2) OBP: 0.310, SLG: 0.385			B FF 92 B FF 90 F FF 91 F FF 92 S ST 82 2-3 ③ K			C SI 92 B SI 93 X SL 79 1-1 E4		B CH 80 2 SAFE B CH 81 F FF 93 B SL 80 F FF 93 S FF 94 3-3 ①②③ K 1-3 2-3		3	0	0	0	0	2	2
Inning Stats	R: 0 E: 0 K: 1 S: 10 H: 1 LOB: 0 BB: 0 P: 17	R: 0 E: 0 K: 0 S: 6 H: 0 LOB: 0 BB: 0 P: 10	R: 0 E: 0 K: 1 S: 6 H: 0 LOB: 0 BB: 0 P: 11	R: 0 E: 0 K: 1 S: 7 H: 0 LOB: 0 BB: 0 P: 12	R: 1 E: 0 K: 1 S: 8 H: 1 LOB: 0 BB: 0 P: 12	R: 0 E: 1 K: 1 S: 11 H: 0 LOB: 1 BB: 0 P: 17	R: 0 E: 0 K: 2 S: 12 H: 1 LOB: 1 BB: 0 P: 17	R: 0 E: 1 K: 1 S: 7 H: 1 LOB: 0 BB: 0 P: 11	R: 0 E: 1 K: 0 S: 9 H: 1 LOB: 1 BB: 0 P: 14	1B: 4 2B: 1 3B: 0 HR: 1 SF: 0 SAC: 1 DP: 2 HBP: 0						

PITCHER		IP	WLS	BF	H	R	ER	SO	BB	IBB	HBP	BLK	WP	HR	S	P	ERA	WHIP
41 Brad Peacock, R ERA: 5.3	(1, 1)	5.0		16	2	1	1	4	0	0	0	0	0	1	37	62	1.80	0.400
66 Kevin Chapman, L ERA: 9.31	(6, 1)	1.1		5	0	0	0	1	0	0	0	0	0	0	14	20	0.00	0.000
35 Josh Fields, R ERA: 5.03	(7, 1)	0.2		3	1	0	0	2	0	0	0	0	0	0	9	14	0.00	1.500
29 Tony Sipp, L ERA: 2.43	(8, 1)	1.0	W	3	1	0	0	1	0	0	0	0	0	0	7	11	0.00	1.000
50 Chad Qualls, R ERA: 3.07	(9, 1)	1.0		4	1	0	0	0	0	0	0	0	0	0	9	14	0.00	1.000

PITCHER	IP	WLS	BF	H	R	ER	SO	BB	IBB	HBP	BLK	WP	HR	S	P	ERA	WHIP

BOTTOM

Houston Astros @ Cleveland Indians

Progressive Field, Cleveland, OH

Fri Aug 22 2014, 7:09 PM - 10:09 PM EDT

Att. 18,743 - Partly Cloudy - 75 F

livebaseballscorecards.com

AB	30
R	1
H	5
RBI	1
BB	0
SO	8
LOB	10

Batter	1	2	3	4	5	6	7	8	9	AB	R	H	RBI	BB	SO	LOB
19 Robbie Grossman, S (1, 7) OBP: 0.333, SLG: 0.327	C FF 92 B FF 94 B FF 94 X FF 95 2-1 27 G4-6-3 1B		F FF 94 B SI 93 1 SAFE B FF 93 B FF 94 1 SAFE B FF 92 4-1 27 1B 27 E 1-2 BB		C SL 87 C SL 87 B CH 85 S FF 97 1-3 ③ K			F FC 92 C FC 94 S SL 82 0-3 ② K2-3		3	1	1	0	1	2	0
27 Jose Altuve, R (1, 4) OBP: 0.371, SLG: 0.438	B FF 95 F FF 95 1 SAFE B FF 95 F FF 95 B FF 96 F FF 96 X SI 97 3-2 ① ② G4-6-3 1-2f		C FF 94 B SL 87 X FF 93 1-1 E9 1-H 2-H 1B			B FF 93 B SL 89 B FF 94 C FF 94 C FF 94 X FF 95 3-2 ① L8		X FC 93 0-0 ③ G4-3		4	0	1	1	0	0	1
23 Chris Carter, R (1, 10) OBP: 0.297, SLG: 0.504	B FF 96 B FF 95 F FF 95 B FF 96 X FF 95 3-1 ③ P4		B FF 95 T FF 94 F FF 96 S FF 95 1-3 ③ K			C FF 95 F CH 85 S FF 96 0-3 ② K			B FF 95 F FF 96 B KC 86 B FF 96 S FF 96 C FF 96 3-3 ① K	4	0	0	0	0	3	1
21 Dexter Fowler, S (1, 8) OBP: 0.381, SLG: 0.407		S FF 94 B FF 95 S FF 94 S FF 96 1-3 ① K	B FF 92 F FF 93 F FF 94 B FF 95 B CH 83 F FF 95 B FF 96 4-2 BB			S SL 87 S SL 89 B CH 85 B FF 96 S FF 97 2-3 ③ K			C KC 86 B FF 96 C KC 86 B KC 86 X FF 96 2-2 ② F8	3	0	0	0	1	2	0
15 Jason Castro, L (1, 2) OBP: 0.300, SLG: 0.376		B FF 95 C CH 83 F SL 86 F FF 97 B CH 85 X FF 95 2-2 ② G4-3	B FF 93 F FF 94 F FF 94 F SL 88 F FF 94 S FF 96 1-3 ① K				X FF 90 0-0 ① L4		B KC 85 C KC 87 T FF 96 S FF 96 1-3 ③ K	4	0	0	0	0	2	1
14 Jesus Guzman, R (1, 3) OBP: 0.270, SLG: 0.264		B FF 95 X FF 95 1-0 ③ F8	F FF 94 C FF 95 B SL 88 X FF 96 1-2 ② P5				C FF 91 C SL 87 B SL 88 X SL 88 1-2 ② L8			3	0	0	0	0	0	1
9 Marwin Gonzalez, S (1, 6) OBP: 0.308, SLG: 0.380			S CH 82 B CH 84 C SI 93 B SL 86 X CH 84 2-2 ① G5-3	1 SAFE X FF 93 0-0 ③ G4-3			B CU 78 B SL 88 B SL 87 B SL 86 4-0 BB			2	0	0	0	1	0	1
6 Jake Marisnick, R (1, 9) OBP: 0.268, SLG: 0.289			B FF 95 X SL 87 1-0 19 BB 27 1B 1B		B FF 92 C FF 92 S FF 94 B FF 95 F FF 94 X SI 94 2-2 ① G4-3		B SL 88 S SL 87 S SL 87 B SL 89 X SL 88 2-2 ③ G5-3			3	1	1	0	0	0	1
3 Gregorio Petit, R (1, 5) OBP: 0.310, SLG: 0.463			B FF 93 F FF 94 F FF 95 D SL 88 F FF 94 S SL 87 2-3 ② K		B FF 94 B FF 95 X FF 95 2-0 ② G5-3			C FC 94 F SL 81 B FC 93 B SL 82 F FC 91 F FC 92 F FC 93 X FC 92 2-2 ① G4-3		3	0	0	0	0	1	1
Inning Stats	R: 0 E: 0 K: 0 S: 8 H: 1 LOB: 0 BB: 0 P: 16	R: 0 E: 0 K: 1 S: 8 H: 0 LOB: 0 BB: 0 P: 12	R: 2 E: 1 K: 2 S: 14 H: 2 LOB: 1 BB: 1 P: 25	R: 0 E: 0 K: 1 S: 12 H: 0 LOB: 1 BB: 1 P: 18	R: 0 E: 0 K: 1 S: 8 H: 0 LOB: 0 BB: 0 P: 13	R: 0 E: 0 K: 2 S: 9 H: 0 LOB: 0 BB: 0 P: 14	R: 0 E: 0 K: 0 S: 7 H: 0 LOB: 1 BB: 1 P: 14	R: 0 E: 0 K: 1 S: 10 H: 0 LOB: 0 BB: 0 P: 12	R: 0 E: 0 K: 2 S: 9 H: 0 LOB: 0 BB: 0 P: 15	1B: 3 2B: 0 3B: 0 HR: 0 SF: 0 SAC: 0 DP: 1 HBP: 0						

PITCHER		IP	WLS	BF	H	R	ER	SO	BB	IBB	HBP	BLK	WP	HR	S	P	ERA	WHIP
31 Danny Salazar, R ERA: 4.52	(1, 1)	6.0		22	3	2	1	7	2	0	0	0	0	0	59	98	1.50	0.833
48 Scott Atchison, R ERA: 2.81	(7, 1)	1.0		4	0	0	0	0	1	0	0	0	0	0	7	14	0.00	1.000
27 Bryan Shaw, R ERA: 2.43	(8, 1)	1.0		3	0	0	0	1	0	0	0	0	0	0	10	12	0.00	0.000
37 Cody Allen, R ERA: 1.78	(9, 1)	1.0	W	3	0	0	0	2	0	0	0	0	0	0	9	15	0.00	0.000

PITCHER	IP	WLS	BF	H	R	ER	SO	BB	IBB	HBP	BLK	WP	HR	S	P	ERA	WHIP

TOP

Houston Astros @ Cleveland Indians

Progressive Field, Cleveland, OH

Sat Aug 23 2014, 7:10 PM - 10:28 PM EDT

Att. 20,785 - Clear - 73 F

livebaseballscorecards.com

AB	29
R	2
H	3
RBI	1
BB	3
SO	10
LOB	7

PA: 32

WP: 0
PB: 0
SB: 0
CS: 0

Batter	1	2	3	4	5	6	7	8	9	AB	R	H	RBI	BB	SO	LOB
24 Michael Bourn, L (1, 8) OBP: 0.320, SLG: 0.369	B FF 92 B FF 91 B FC 84 C FC 86 M FC 86 F FC 89 X FC 89 3-2 1B		F FF 92 F CH 84 X CU 74 0-2 ② G4-3	X FC 88 0-0 ② G4-3 2-3 3-H			C SI 92 B SI 92 C SL 79 S SL 80 1-3 ② K		B CU 76 B SI 88 B SI 88 B SI 90 4-0 11 1B 11 WP BB	4	0	1	1	1	1	1
11 José Ramírez, S (1, 6) OBP: 0.278, SLG: 0.284	F FC 89 1 SAFE C CH 82 B FC 88 X CU 73 1-2 ① F8		C FC 89 B CH 83 B CH 84 F FF 94 F FC 89 X CH 83 2-2 23 1B 2B	D CU 75 S FF 93 S FF 93 F FF 92 B CU 73 F FF 92 X FC 87 2-2 ③ F9			C SI 94 B CH 86 X SI 93 1-1 ③ G1-3		B SI 89 B SI 89 C SI 88 F CU 75 B CU 76 X SI 91 3-2 1-3 2-H 1B	5	1	2	1	0	0	2
23 Michael Brantley, L (1, 7) OBP: 0.369, SLG: 0.497	C CU 72 C FC 87 P PO 85 1 SAFE X CU 72 1-2 ② F7		B FC 87 X CU 72 1-0 41 1B 2-H 1B		C FF 92 S CU 75 B FF 93 B CH 83 X FC 89 2-2 ① L1			X SI 92 0-0 ① G4-3		4	0	1	1	0	0	1
41 Carlos Santana, S (1, 3) OBP: 0.367, SLG: 0.427	B FC 87 C FC 88 S CH 82 S FC 89 1-3 ③ K		D CU 73 X CH 82 1-0 22 BB 1-3 1B		C FF 93 F CH 84 F CU 75 B FF 91 F CH 83 B FC 89 B FF 91 S FC 87 3-3 ② K			B SI 91 B SI 92 B SI 92 C SI 91 B SI 92 4-1 22 E 6 FC6-2 22 FC4 BB		3	0	1	0	1	2	1
22 Jason Kipnis, L (1, 4) OBP: 0.320, SLG: 0.347		C FC 87 X CH 82 0-1 ① G1-3	B FC 86 C FC 87 B CU 74 S FC 87 B FC 85 F FC 87 B FC 87 4-2 1-2 BB		B CU 74 B FC 84 B FF 92 C FC 85 X FC 86 3-1 ③ G4-3			B FS 83 S FS 83 1 SAFE F FS 83 B CU 77 F FS 84 X SI 94 2-2 FC4 6 FC6-2 6 S 1-3		3	0	0	0	1	0	1
6 Zach Walters, S (1, 10) OBP: 0.259, SLG: 0.519		B CU 73 B FC 89 F FC 89 X CH 84 2-1 ② G4-3	F FC 88 B FF 91 B CU 74 F FC 87 X FC 89 2-2 ③ L6			B FF 92 B FC 85 F FC 85 F FC 87 X CU 72 2-2 ① P5		B FS 87 S SI 93 F FS 85 B CU 78 F CU 76 B SI 93 F SI 93 X SI 93 3-2 ② FC6-2 4 DI 1-3 3-H		4	0	0	0	0	0	5
8 Lonnie Chisenhall, L (1, 5) OBP: 0.353, SLG: 0.447 4 Mike Aviles, R (8, PH) OBP: 0.276, SLG: 0.340 (9, 5)		C FF 93 F FC 89 B FF 94 F FC 90 F CU 74 X CU 74 1-2 38 1B 1B	B FC 87 B CH 82 B FF 92 C FF 91 C FC 87 X FC 87 3-2 55 SH1-4 38 1B 24 G4-3 1B			B SI 92 B SI 91 C SL 78 F SL 80 X SL 80 1-2 ② P5		S FF 93 C FF 94 B FF 93 S SL 81 1-3 ③ K 1-2		3 1	1 0	2 0	0 0	0 1	0 2	0 2
38 Chris Dickerson, L (1, 9) OBP: 0.317, SLG: 0.352 62 Tyler Holt, R (9, PH) OBP: 0.471, SLG: 0.500		B FF 92 S FC 87 X FC 88 1-1 ③ 1-3 1B		B FF 93 1 SAFE S FC 86 X CU 73 1-1 ③ 24 G4-3 55 SH1-4 1-2 1B		C SL 78 B SI 92 X SI 92 1-1 ③ G4-3			X SI 89 0-0 ① 11 WP 55 SH1-4 11 1B 1B	3 1	0 1	2 1	0 0	0 0	0 0	0 0
55 Roberto Pérez, R (1, 2) OBP: 0.295, SLG: 0.366			C FF 93 B FC 86 B FC 87 S FF 92 F FF 92 B CU 74 X FF 92 3-2 ① G6-3	B FF 91 B FF 90 X FC 82 2-0 ① SH1-4 1-2 2-3			B SI 91 F SI 91 F SI 92 B SI 94 S SL 82 2-3 ① K		1 SAFE 1 SAFE L SI 88 X SI 88 0-1 ① SH1-4 1-2	2	0	0	0	0	1	0
Inning Stats	R: 0 E: 0 K: 1 S: 14 H: 1 LOB: 1 BB: 0 P: 19	R: 0 E: 0 K: 0 S: 11 H: 2 LOB: 2 BB: 0 P: 15	R: 1 E: 0 K: 0 S: 19 H: 3 LOB: 3 BB: 1 P: 32	R: 1 E: 0 K: 0 S: 12 H: 2 LOB: 1 BB: 0 P: 20	R: 0 E: 0 K: 1 S: 10 H: 0 LOB: 0 BB: 0 P: 18	R: 0 E: 0 K: 0 S: 9 H: 0 LOB: 0 BB: 0 P: 13	R: 0 E: 0 K: 2 S: 8 H: 0 LOB: 0 BB: 0 P: 12	R: 0 E: 1 K: 1 S: 14 H: 0 LOB: 2 BB: 1 P: 24	R: 1 E: 0 K: 0 S: 6 H: 2 LOB: 2 BB: 1 P: 13	1B: 9 2B: 1 3B: 0 HR: 0 SF: 0 SAC: 2 DP: 0 HBP: 0						WP: 1 PB: 0 SB: 1 CS: 0 PA: 38	

PITCHER		IP	WLS	BF	H	R	ER	SO	BB	IBB	HBP	BLK	WP	HR	S	P	ERA	WHIP
31 Collin McHugh, R ERA: 3.02	(1, 1)	5.1		24	8	2	2	2	1	0	0	0	0	0	69	109	3.38	1.688
66 Kevin Chapman, L ERA: 7.71	(6, 1)	2.0		6	0	0	0	2	0	0	0	0	0	0	15	21	0.00	0.000
55 Jose Veras, R ERA: 4.96	(8, 1)	0.1		3	0	0	0	0	1	0	0	0	0	0	10	19	0.00	3.000
29 Tony Sipp, L ERA: 2.41	(8, 1)	0.1		1	0	0	0	1	0	0	0	0	0	0	3	4	0.00	0.000
58 Jake Buchanan, R ERA: 4.5	(9, 1)	0.1	L	4	2	1	1	0	1	0	0	0	1	0	6	13	27.00	9.000

PITCHER	IP	WLS	BF	H	R	ER	SO	BB	IBB	HBP	BLK	WP	HR	S	P	ERA	WHIP

BOTTOM

Houston Astros @ Cleveland Indians

Progressive Field, Cleveland, OH

Sat Aug 23 2014, 7:10 PM - 10:28 PM EDT

Att. 20,785 - Clear - 73 F

livebaseballscorecards.com

AB	33
R	3
H	10
RBI	3
BB	3
SO	5
LOB	13

Houston Astros @ Cleveland Indians

Progressive Field, Cleveland, OH

Sun Aug 24 2014, 1:09 PM - 4:23 PM EDT

Att. 17,123 - Partly Cloudy - 76 F

livebaseballscorecards.com

Batter	1	2	3	4	5	6	7	8	9	AB	R	H	RBI	BB	SO	LOB
19 Robbie Grossman, S (1, 9) OBP: 0.331, SLG: 0.328	C FF 92 S FF 92 S KC 74 0-3 ① K		F FF 92 C CH 81 B KC 78 B KC 78 B FF 95 F FF 94 X FF 95 3-2 27 G6-3 2B		B CH 82 C FC 85 B CH 83 X FF 95 2-1 ② F7		C SL 88 C SL 87 F CU 81 C FF 93 0-3 ③ K		B FF 96 X FF 96 1-0 ② F8	5	0	1	0	0	2	3
27 Jose Altuve, R (1, 4) OBP: 0.371, SLG: 0.437	X FF 93 0-0 18 S 1B		C FC 85 X ST 80 0-1 ② G6-3 2-3		F FF 94 B ST 80 F CH 83 F SI 90 F FF 96 B KC 82 B KC 82 X FF 96 3-2 ③ F9			B FC 92 F FC 93 B SL 81 B FC 93 C FC 92 X FC 93 3-2 ① G6-3	D KC 86 C FF 96 B FF 96 F FF 95 F FF 95 X FF 95 2-2 1-2 2-3 1B	5	0	2	0	0	0	1
21 Dexter Fowler, S (1, 10) OBP: 0.379, SLG: 0.404	X FF 93 0-0 ② F8		F FF 95 S FC 89 D KC 80 D KC 79 X FF 96 2-2 ③ G3			X FF 92 0-0 1B		B FC 92 C FC 93 F SL 82 B FC 93 X FC 93 2-2 ② L9	C FF 95 D KC 86 C KC 86 D KC 88 S FF 96 2-3 ③ K	5	0	1	0	0	1	5
18 Marc Krauss, L (1, 7) OBP: 0.283, SLG: 0.343	B FF 92 B FF 92 F FF 92 T FF 93 1 SAFE D KC 77 F FF 94 X FF 94 3-2 ③ L9 1-2			C FC 86 S CH 82 B FF 94 B FF 95 C KC 76 2-3 ① K		C FC 85 B CH 85 C ST 79 B FF 94 B ST 82 X FF 95 3-2 ① L9		S SL 81 X FC 92 0-1 21 2B 1B		4	1	1	0	0	1	2
21 Jon Singleton, L (1, 3) OBP: 0.293, SLG: 0.378		B FF 93 B FF 93 C FC 88 B FF 94 B FF 94 4-1 9 CS BB		C FC 88 F ST 81 S FF 95 0-3 ② K		B FF 93 F FC 87 B ST 81 S FF 95 S KC 79 2-3 ② K		D SL 81 B FC 92 B FC 93 C FC 93 C FC 92 F FC 93 X FC 93 3-2 1-H 2B		3	0	1	1	1	2	1
9 Marwin Gonzalez, S (1, 6) OBP: 0.307, SLG: 0.376		B FC 88 B FF 94 C FF 94 1 SAFE D FC 89 F FF 94 F FF 95 F FF 94 F FC 86 3-3 ① ② K F FF 85 C KC 76 1-2		B CH 83 C FC 86 S ST 82 B FF 96 F KC 79 H ST 83 3-2 22 BB HBP		F FC 86 F KC 76 S KC 80 0-3 ③ K		C FC 94 D SL 83 X FC 93 1-1 ③ G5-3		3	0	0	0	0	2	3
22 Carlos Corporán, S (1, 2) OBP: 0.298, SLG: 0.377 3 Gregorio Petit, R (7, 5) OBP: 0.310, SLG: 0.463 23 Chris Carter, R (9, PH) OBP: 0.298, SLG: 0.504		B FF 93 S FF 93 F FF 93 X KC 78 1-2 1B		D CH 84 B FF 94 B FC 84 C FF 94 B FF 94 4-1 1-2 BB			S CH 89 C CH 84 B FF 96 B KC 83 F FF 95 B KC 79 F FF 96 F FC 88 B FF 95 4-2 15 G4-6-3 BB		B FF 96 S FF 96 F FF 96 F FF 96 B FF 96 B KC 87 F FF 96 B FF 96 4-2 27 1B 6 1B BB	1 0 0	0 0 0	1 0 0	0 0 0	2 0 1	0 0 0	0 0 0
30 Matt Dominguez, R (1, 5) OBP: 0.264, SLG: 0.347 15 Jason Castro, L (7, PH) OBP: 0.299, SLG: 0.374 (7, 2)		B FC 85 C FC 86 S FF 92 S ST 81 1-3 ③ K		F FC 85 B ST 80 F FF 95 C FF 96 1-3 ③ K			B SL 87 X SL 89 1-0 ① ② G4-6-3 1-2f		S FF 96 S FF 96 S FF 96 0-3 ① K	2 2	0 0	0 0	0 0	0 0	2 1	3 2
6 Jake Marisnick, R (1, 8) OBP: 0.275, SLG: 0.296			C FF 92 X FC 81 0-1 ① G3		F FF 93 S FF 90 B ST 83 F FF 95 S KC 79 1-3 ① K2-3		B SL 88 C SL 88 B SL 87 X SL 89 2-1 1B		C KC 86 B KC 87 F FF 96 D KC 86 X KC 86 2-2 1-2 27 1B 1B	4	0	2	0	0	1	0

Inning Stats																						
	R: 0	H: 1	R: 0	H: 1	R: 0	H: 1	R: 0	H: 0	R: 0	H: 0	R: 0	H: 1	R: 0	H: 1	R: 1	H: 2	R: 0	H: 2	1B: 7	SF: 0	WP: 0	PA: 39
	E: 0	LOB: 1	E: 0	LOB: 1	E: 0	LOB: 1	E: 0	LOB: 2	E: 0	LOB: 0	E: 0	LOB: 1	E: 0	LOB: 1	E: 0	LOB: 1	E: 0	LOB: 3	2B: 3	SAC: 0	PB: 0	
	K: 1	BB: 0	K: 2	BB: 1	K: 0	BB: 0	K: 3	BB: 1	K: 1	BB: 0	K: 2	BB: 0	K: 1	BB: 1	K: 0	BB: 0	K: 2	BB: 1	3B: 0	DP: 2	SB: 1	
	S: 9	P: 12	S: 14	P: 23	S: 11	P: 16	S: 13	P: 23	S: 11	P: 17	S: 10	P: 15	S: 12	P: 19	S: 14	P: 23	S: 18	P: 29	HR: 0	HBP: 1	CS: 1	

PITCHER		IP	WLS	BF	H	R	ER	SO	BB	IBB	HBP	BLK	WP	HR	S	P	ERA	WHIP
47 Trevor Bauer, R ERA: 4.18	(1, 1)	6.0	W	25	4	0	0	9	3	0	1	0	0	0	73	115	0.00	1.167
48 Scott Atchison, R ERA: 2.76	(7, 1)	1.0	H	3	1	0	0	1	0	0	0	0	0	0	7	10	0.00	1.000
27 Bryan Shaw, R ERA: 2.54	(8, 1)	1.0	H	5	2	1	1	0	0	0	0	0	0	0	14	23	9.00	2.000
37 Cody Allen, R ERA: 1.75	(9, 1)	1.0	S	6	2	0	0	2	1	0	0	0	0	0	18	29	0.00	3.000

PITCHER	IP	WLS	BF	H	R	ER	SO	BB	IBB	HBP	BLK	WP	HR	S	P	ERA	WHIP

TOP

AB	34
R	1
H	9
RBI	1
BB	4
SO	12
LOB	20

Batter	1	2	3	4	5	6	7	8	9	AB	R	H	RBI	BB	SO	LOB
24 Michael Bourn, L (1, 8) OBP: 0.320, SLG: 0.367	X SI 87 0-0 ① B3-1		C FF 89 B SI 90 S SL 81 B SL 81 X SL 82 2-2 11 2B 41 SF8 1B		C FF 88 C FF 89 S KC 79 0-3 ① K		X KC 80 0-0 ② G1-3			4	1	1	0	0	1	1
11 José Ramírez, S (1, 6) OBP: 0.295, SLG: 0.311	B FF 87 C SI 87 B CH 81 F CH 81 X FF 90 2-2 22 SH1-3 1B		B SI 90 X CH 80 1-0 41 SF8 62 2 1-3 2B		C SI 90 C SI 88 B SI 90 T SI 90 1-2 ② K		X SI 90 0-0 41 WP 22 1B 3-H 1B			4	0	3	1	0	1	0
22 Jason Kipnis, L (1, 4) OBP: 0.322, SLG: 0.349	X SI 89 0-0 ② SH1-3 1-2		F FF 90 X KC 80 0-1 ① L5		C SI 90 B SI 90 B SI 90 X KC 80 2-1 1B		1 SAFE X KC 80 0-0 41 WP 1-2 1B			3	0	2	0	0	0	2
41 Carlos Santana, S (1, 3) OBP: 0.366, SLG: 0.425	D KC 80 B FF 89 C CH 80 S CH 81 B FF 90 X CH 81 3-2 ③ F8		C SI 91 B SI 89 X SI 90 1-1 ② SF8 2-3 3-H		B FF 90 C FF 89 F FF 90 X FF 91 1-2 ③ F7		B FF 98 B FF 100 B SI 97 B FF 96 4-0 1-2 2-3 BB			2	0	0	1	1	0	2
62 Tyler Holt, R (1, 9) OBP: 0.429, SLG: 0.450		C CH 79 C SI 88 X KC 79 0-2 E1 1B	D SL 82 C SI 90 D KC 81 2-1 ③ 2 3-H	B FF 88 C FF 88 F KC 78 B FF 90 B CH 81 F SI 89 T SI 89 3-2 ① K		T CH 80 C FF 89 B FF 89 F FF 90 F FF 89 X FF 90 1-2 ① F8	C SI 97 C FF 98 S SL 83 0-3 ③ K			4	0	1	0	0	2	3
6 Zach Walters, S (1, 10) OBP: 0.247, SLG: 0.494		B FF 89 X CH 81 1-0 ① P4		B KC 80 X SI 89 1-0 ② G6-3		C FF 90 X SI 90 0-1 ② G5-3		B SI 97 F SI 94 F CU 77 C FF 98 1-3 ① K		4	0	0	0	0	1	1
4 Mike Aviles, R (1, 7) OBP: 0.276, SLG: 0.343		D KC 79 C FF 90 X SL 82 1-1 FC5		C SI 89 B KC 80 X KC 80 1-1 8 1B 2B		C SI 90 F SI 90 F SI 90 B CH 81 B CH 81 S CH 81 2-3 ③ K		B CU 76 F FF 98 F FF 99 S SL 82 1-3 ② K		4	1	1	0	0	2	1
8 Lonnie Chisenhall, L (1, 5) OBP: 0.355, SLG: 0.447		C KC 80 F SL 82 S FF 90 0-3 ② K		B FF 89 C CH 80 F KC 80 X CH 81 1-2 2-H 1B			C SI 88 B FF 88 F FF 89 X KC 80 1-2 55 SH1-4 55 BLK 11 1B 1B	C FF 98 F FF 99 B FF 98 S SI 98 1-3 ③ K		4	1	2	1	0	2	2
55 Roberto Pérez, R (1, 2) OBP: 0.283, SLG: 0.349		B FF 90 S SL 82 F SL 82 B FF 91 D KC 81 S SL 82 3-3 ③ K		B SI 88 F FF 89 B SI 89 S CH 81 X CH 81 2-2 ③ G5-3			1 SAFE X SI 90 0-0 ① SH1-4 1-3			2	0	0	0	0	1	3
Inning Stats	R: 0 E: 0 K: 0 S: 8 H: 1 LOB: 1 BB: 0 P: 13	R: 0 E: 1 K: 2 S: 12 H: 1 LOB: 2 BB: 0 P: 17	R: 1 E: 0 K: 0 S: 9 H: 2 LOB: 1 BB: 0 P: 15	R: 1 E: 0 K: 1 S: 13 H: 2 LOB: 1 BB: 0 P: 21	R: 0 E: 0 K: 2 S: 11 H: 1 LOB: 1 BB: 0 P: 15	R: 0 E: 0 K: 1 S: 11 H: 0 LOB: 0 BB: 0 P: 14	R: 1 E: 0 K: 1 S: 10 H: 3 LOB: 3 BB: 1 P: 15	R: 0 E: 0 K: 3 S: 9 H: 0 LOB: 0 BB: 0 P: 12		1B: 8 2B: 2 3B: 0 HR: 0 SF: 1 SAC: 2 DP: 0 HBP: 0		WP: 1 PB: 0 SB: 0 CS: 0 PA: 35		

PITCHER		IP	WLS	BF	H	R	ER	SO	BB	IBB	HBP	BLK	WP	HR	S	P	ERA	WHIP
39 Brett Oberholtzer, L ERA: 4.01	(1, 1)	6.2	L	31	10	3	3	6	0	0	0	1	0	0	71	103	4.05	1.500
48 Mike Foltynewicz, R ERA: 5.79	(7, 1)	1.1		5	0	0	0	4	1	0	0	0	1	0	12	19	0.00	0.750

PITCHER	IP	WLS	BF	H	R	ER	SO	BB	IBB	HBP	BLK	WP	HR	S	P	ERA	WHIP

BOTTOM

Houston Astros @ Cleveland Indians

Progressive Field, Cleveland, OH

Sun Aug 24 2014, 1:09 PM - 4:23 PM EDT

Att. 17,123 - Partly Cloudy - 76 F

livebaseballscorecards.com

AB	31
R	3
H	10
RBI	3
BB	1
SO	10
LOB	15

Batter	1	2	3	4	5	6	7	8	9	10	AB	R	H	RBI	BB	SO	LOB
24 Michael Bourn, L (1, 8) OBP: 0.323, SLG: 0.371	C FF 92 F FF 93 F CU 80 B CU 81 B FF 94 F CU 82 X FF 94 2-2 11 SH1-4 41 2B 2B	C CU 80 B CU 80 B FF 93 F FF 92 B FF 93 B FF 93 4-2 11 CS BB		C CU 81 S FF 92 B CU 81 X FF 92 1-2 G4-6-3 1-2f		S SI 94 C SL 88 D SL 88 X SI 94 1-2 2-3 1B		F FC 88 B FS 85 B FF 90 X FS 85 2-1 F7		C SL 85 S FF 99 S FF 99 0-3 K	5	1	2	0	1	1	2
11 José Ramírez, S (1, 6) OBP: 0.293, SLG: 0.318	X FF 92 0-0 SH1-4 2-3	1 SAFE C FF 92 B FF 92 B FF 92 S FF 91 X FF 92 2-2 23 2B 1-2 2B		C FF 92 B FF 93 F CH 85 F CH 85 X FF 91 1-2 G1-3		C SI 93 F SI 94 S FF 93 0-3 K		B FS 85 B FS 85 T FC 88 T FC 89 X FS 85 2-2 G5-3			4	1	1	0	0	1	2
23 Michael Brantley, L (1, 7) OBP: 0.370, SLG: 0.497	C FF 92 H FF 93 1-1 41 2B 22 G4-3 HBP	B FF 92 C FF 93 F FF 93 X FF 94 1-2 2-H 2B			B FF 90 F CU 79 C FF 91 B CU 82 X SI 91 2-2 G3-1		B FF 92 B FF 93 F SL 88 B FF 94 X FF 93 3-1 P5		B FF 91 C FC 88 B FS 85 X FC 89 2-1 L8		4	1	1	1	0	0	0
41 Carlos Santana, S (1, 3) OBP: 0.367, SLG: 0.426	C FF 93 F FF 94 1 SAFE X FF 94 0-2 22 G4-3 4 1B 1-3 3-H 2B	B CU 81 B CH 86 C CH 85 C FF 92 S CU 82 2-3 K			B CH 84 X FF 91 1-0 F7		C FF 95 C CU 79 B FF 95 B FF 89 B CU 79 B FF 95 4-2 22 1B BB		S FC 89 C FS 85 B FS 84 S FS 85 1-3 K		4	1	1	1	1	2	1
22 Jason Kipnis, L (1, 4) OBP: 0.323, SLG: 0.350	C CU 81 C CU 82 D CU 82 X FF 94 1-2 G4-3 2-3 3-H		X FF 90 0-0 1B		C FF 92 F FF 91 X SI 91 0-2 G6-3		B FF 93 X SL 89 1-0 1-2 1B		B SI 91 B FS 85 F SI 91 C FC 89 S FC 90 2-3 K		5	0	2	1	0	1	1
4 Mike Aviles, R (1, 5) OBP: 0.279, SLG: 0.345 8 Lonnie Chisenhall, L (10, PH) OBP: 0.356, SLG: 0.451 (10, 5)	B FF 93 B CU 82 X FF 93 2-0 6 1B 3-H 1B		C FF 91 B FF 90 1 SAFE C FF 92 X FF 92 1-2 P4			C FF 91 B CU 83 F CH 84 B FF 91 X CU 81 2-2 6 BB 55 1B 1B	B SL 88 F FF 94 X FF 96 1-1 F4			B SI 96 C SI 94 S SL 86 B CH 85 X CH 88 2-2 6 HR 2B	4 1	1 1	2 1	1 1	0 0	0 0	3 0
6 Zach Walters, S (1, 10) OBP: 0.266, SLG: 0.529	F FF 93 B SI 92 1 SAFE B FF 93 B FF 93 C FF 92 F FF 93 X FF 93 3-2 1-2 1B		X CU 81 0-0 F8			B FF 92 F FF 92 B CH 86 1 SAFE B FF 91 F FF 91 B CH 87 4-2 55 1B 55 E 1-2 BB	B CU 77 F FF 95 X FF 90 1-1 P6			B SI 95 B SI 93 F SI 94 L SI 93 B SI 96 F SI 96 X SI 96 3-2 2-H HR	4	2	2	2	1	0	3
62 Tyler Holt, R (1, 9) OBP: 0.375, SLG: 0.391 38 Chris Dickerson, L (8, PH) OBP: 0.320, SLG: 0.348 (8, 9)	C FF 93 C FF 93 D CU 84 D CU 83 C FF 94 2-3 K		1 SAFE C FF 91 1 SAFE F FF 93 B FF 91 B FF 92 1 SAFE F FF 92 S FF 92 2-3 K			C SL 86 L SI 95 S FF 94 0-3 K		B FF 89 B FF 91 B FF 92 B FF 92 4-0 55 SH1-4 BB		B FF 97 C FF 98 B FF 98 F FF 98 B SL 84 S FF 98 3-3 K	3 1	0 0	0 0	0 1	0 1	3 1	5 0
55 Roberto Pérez, R (1, 2) OBP: 0.300, SLG: 0.362		C FF 91 B FF 92 C FF 91 X CU 82 1-2 L9		F CH 84 B CU 80 C FF 92 X CU 81 1-2 24 G4-6-3 1B		F SI 94 X SL 86 0-1 E8 1-H 2-H 1B		1 SAFE B FF 92 1 SAFE X FF 91 1-0 SH1-4 1-2		F FF 99 B FF 99 S SL 85 B CH 86 F SL 86 S SL 85 2-3 K	4	0	2	1	0	1	0
Inning Stats	R: 3 E: 0 K: 1 S: 21 H: 4 LOB: 2 BB: 0 P: 32	R: 1 E: 0 K: 1 S: 14 H: 2 LOB: 1 BB: 1 P: 24	R: 0 E: 0 K: 1 S: 9 H: 1 LOB: 1 BB: 0 P: 12	R: 0 E: 0 K: 0 S: 10 H: 1 LOB: 0 BB: 0 P: 13	R: 0 E: 0 K: 0 S: 7 H: 0 LOB: 0 BB: 0 P: 10	R: 2 E: 1 K: 2 S: 16 H: 3 LOB: 1 BB: 1 P: 23	R: 0 E: 0 K: 0 S: 9 H: 1 LOB: 2 BB: 1 P: 19	R: 0 E: 0 K: 0 S: 6 H: 0 LOB: 1 BB: 1 P: 15	R: 0 E: 0 K: 2 S: 8 H: 0 LOB: 0 BB: 0 P: 13	R: 2 E: 0 K: 3 S: 17 H: 2 LOB: 0 BB: 0 P: 27	1B: 8 2B: 5 3B: 0 HR: 1	SF: 0 SAC: 2 DP: 1 HBP: 1		WP: 0 PB: 0 SB: 0 CS: 1	PA: 46		

PITCHER		IP	WLS	BF	H	R	ER	SO	BB	IBB	HBP	BLK	WP	HR	S	P	ERA	WHIP
62 Jose Quintana, L ERA: 3.48	(1, 1)	5.0		25	9	6	6	3	2	0	1	0	0	0	66	102	10.80	2.200
27 Matt Lindstrom, R ERA: 4.88	(6, 1)	1.0	B	4	2	0	0	2	0	0	0	0	0	0	11	12	0.00	2.000
41 Javy Guerra, R ERA: 2.78	(7, 1)	1.1		7	1	0	0	0	2	0	0	0	0	0	10	25	0.00	2.250
57 Zach Putnam, R ERA: 1.91	(8, 1)	1.2		5	0	0	0	2	0	0	0	0	0	0	13	22	0.00	0.000
52 Jake Petricka, R ERA: 2.86	(10, 1)	0.0	L	2	2	2	2	0	0	0	0	0	0	1	7	12	∞	∞

PITCHER		IP	WLS	BF	H	R	ER	SO	BB	IBB	HBP	BLK	WP	HR	S	P	ERA	WHIP
39 Maikel Cleto, R ERA: 4.87	(10, 1)	1.0		3	0	0	0	3	0	0	0	0	0	0	10	15	0.00	0.000

TOP

Cleveland Indians @ Chicago White Sox

U.S. Cellular Field, Chicago, IL

Tue Aug 26 2014, 8:12 PM - 11:57 PM EDT
Att. 12,462 - Partly Cloudy - 71 F

livebaseballscorecards.com

AB	39
R	8
H	14
RBI	7
BB	4
SO	10
LOB	17

Batter	1	2	3	4	5	6	7	8	9	10	AB	R	H	RBI	BB	SO	LOB
1 Adam Eaton, L (1, 8) OBP: 0.369, SLG: 0.399	C SI 90 B SI 90 X SI 90 1-1 G1-3		B CU 78 S SI 92 B SL 86 X SI 92 2-1 G4-3		F SL 84 B SI 92 X CH 84 1-1 10 HR 3-H 1B		B SL 86 L SL 88 X SL 87 1-1 SH5-4 1-2 2-3		S SL 82 B FC 94 X SL 82 1-1 G1-3		4	1	1	1	0	0	0
10 Alexei Ramirez, R (1, 6) OBP: 0.319, SLG: 0.424	C SI 92 B CH 82 X CH 83 1-1 79 2B 26 1B 1B		X SI 91 0-0 L8		C SI 90 1 SAFE B SI 90 1 SAFE C SL 83 1 SAFE 1 SAFE X SI 90 1-2 1-H HR		F SL 88 B SL 88 X SL 88 1-1 G6-3 3-H			B SL 80 X FC 92 1-0 L9	5	2	2	3	0	0	1
79 José Abreu, R (1, 3) OBP: 0.368, SLG: 0.599	B SI 92 F SI 91 F SI 91 B SL 85 X SL 84 2-2 26 1B 1-3 2B			B SI 92 B SI 89 B CH 84 B SI 91 4-0 BB	C SI 94 B CU 84 S CU 83 X CU 84 1-2 G3-1		I IN 80 I IN 81 I IN 80 I IN 80 4-0 26 FC6-4 IBB			B FC 94 C FC 94 S FC 94 F FC 94 X FC 94 1-2 G4-3	3	1	1	0	2	0	0
26 Avisaíl García, R (1, 9) OBP: 0.304, SLG: 0.492	X SI 92 0-0 14 G5-4-3 2-H 3-H 1B			C SI 90 B SI 91 D CH 83 S SI 92 S SI 90 2-3 K		B CU 81 F CU 82 X SI 93 1-1 2B	X SL 87 0-0 FC6-4 1-2f			C SL 82 B SL 82 S FC 94 S FC 95 1-3 K	5	0	2	2	0	2	3
14 Paul Konerko, R (1, 10) OBP: 0.271, SLG: 0.354	C SI 91 D SI 90 X CH 83 1-1 G5-4-3 1-2f			C SI 91 B SL 84 C SI 92 B SI 92 C SI 91 2-3 K		H SI 92 1-0 24 G4-6-3 HBP		B SL 87 B SL 87 X SL 88 2-0 F8			3	0	0	0	0	1	2
12 Conor Gillaspie, L (1, 5) OBP: 0.356, SLG: 0.449		C SI 91 B SL 84 S SI 90 F SL 85 X SI 92 1-2 21 G4-6-3 1B		B SI 92 B SI 92 S CH 83 B SI 91 X SI 90 3-1 G4-3		C SI 91 F SI 91 D SL 85 B SI 92 F SI 92 F SI 92 F SL 85 T SI 92 2-2 K		F FF 95 B FF 95 C FF 94 S SL 80 1-3 K		4	0	1	0	0	2	3
24 Dayan Viciedo, R (1, 7) OBP: 0.279, SLG: 0.399 30 Alejandro De Aza, L (8, PH) OBP: 0.317, SLG: 0.362 (9, 7)		F SI 90 C SI 91 F SI 91 B SL 84 B SI 91 B SL 85 S SL 84 3-3 K			B SI 90 X SI 90 1-0 77 F9 1 1B 2B	X SL 87 0-0 G4-6-3 1-2f		C FC 93 B FC 92 B FC 93 S FC 93 S SL 83 2-3 K		3 1	1 0	1 0	0 0	0 0	1 1	3 0
21 Tyler Flowers, R (1, 2) OBP: 0.296, SLG: 0.353		X SI 92 0-0 G4-6-3 1-2f			D SI 91 C SI 91 B CH 84 F SI 90 S SL 83 2-3 K		B SL 87 X SL 86 1-0 1 SH5-4 77 1B 10 G6-3 1B		B FC 93 S FC 93 F FC 94 B SL 82 F SL 81 F FC 95 X FC 92 2-2 G3		4	1	1	0	0	1	2
77 Yolmer Sánchez, S (1, 4) OBP: 0.304, SLG: 0.348			B SI 90 B SI 90 C SI 90 F SI 91 F SI 90 B SL 84 X SI 92 3-2 G6-3		X SI 91 0-0 F9 2-3		C SL 87 L SL 87 F SL 87 F CU 79 F FF 92 B SL 88 F SL 88 B CU 78 X SL 86 2-2 1 SH5-4 1-2 1B		S FC 93 S SL 82 C FC 94 0-3 K		4	0	1	0	0	1	1
Inning Stats	R: 2 E: 0 K: 0 S: 10 H: 3 LOB: 0 BB: 0 P: 15	R: 0 E: 0 K: 1 S: 9 H: 1 LOB: 0 BB: 0 P: 13	R: 0 E: 0 K: 0 S: 7 H: 0 LOB: 0 BB: 0 P: 12	R: 0 E: 0 K: 2 S: 8 H: 0 LOB: 1 BB: 1 P: 19	R: 3 E: 0 K: 1 S: 13 H: 3 LOB: 0 BB: 0 P: 19	R: 0 E: 0 K: 1 S: 9 H: 1 LOB: 1 BB: 0 P: 13	R: 1 E: 0 K: 0 S: 13 H: 2 LOB: 2 BB: 1 P: 22	R: 0 E: 0 K: 2 S: 7 H: 0 LOB: 0 BB: 0 P: 12	R: 0 E: 0 K: 1 S: 10 H: 0 LOB: 0 BB: 0 P: 13	R: 0 E: 0 K: 1 S: 8 H: 0 LOB: 0 BB: 0 P: 11	1B: 6 2B: 3 3B: 0 HR: 1	SF: 0 SAC: 1 DP: 3 HBP: 1	WP: 0 PB: 0 SB: 0 CS: 0	PA: 40			

PITCHER		IP	WLS	BF	H	R	ER	SO	BB	IBB	HBP	BLK	WP	HR	S	P	ERA	WHIP
58 TJ House, L ERA: 4.18	(1, 1)	4.2		20	7	5	5	4	1	0	0	0	0	1	44	74	9.64	1.714
20 C.C. Lee, R ERA: 3.66	(5, 1)	0.1		3	1	0	0	0	0	0	1	0	0	0	5	8	0.00	3.000
35 Marc Rzepczynski, L ERA: 3.07	(6, 1)	0.1	H	1	0	0	0	1	0	0	0	0	0	0	6	8	0.00	0.000
48 Scott Atchison, R ERA: 2.82	(6, 1)	2.0	B	8	2	1	1	0	0	1	0	0	0	0	15	26	4.50	1.000
50 Nick Hagadone, L ERA: 1.37	(8, 1)	0.1		1	0	0	0	1	0	0	0	0	0	0	3	4	0.00	0.000

PITCHER		IP	WLS	BF	H	R	ER	SO	BB	IBB	HBP	BLK	WP	HR	S	P	ERA	WHIP
27 Bryan Shaw, R ERA: 2.44	(8, 1)	2.1	W	7	0	0	0	3	0	0	0	0	0	0	21	29	0.00	0.000

BOTTOM

Cleveland Indians @ Chicago White Sox

U.S. Cellular Field, Chicago, IL

Tue Aug 26 2014, 8:12 PM - 11:57 PM EDT

Att. 12,462 - Partly Cloudy - 71 F

livebaseballscorecards.com

AB	36
R	6
H	10
RBI	6
BB	2
SO	9
LOB	15

Batter	1	2	3	4	5	6	7	8	9	AB	R	H	RBI	BB	SO	LOB
24 Michael Bourn, L (1, 8) OBP: 0.325, SLG: 0.373	C FF 92 B CU 84 X FF 94 1-1 ① F8		B CH 87 B CH 86 S CH 87 B FF 94 C FF 93 X CH 88 3-2 2-H 1B			B FF 92 X FF 92 1-0 11 SH1-4 1-2 1B		C SL 88 B CU 77 F CU 77 C FF 94 1-3 ① K		4	0	2	1	0	1	0
11 José Ramírez, S (1, 6) OBP: 0.286, SLG: 0.310	C FF 93 B FF 92 X FF 94 1-1 ② F7		B FF 93 C FF 93 1 SAFE F FF 93 F CU 82 F FF 93 F CH 88 F FF 94 F FF 93 1-2 ③ G6-3			X FF 93 0-0 ① SH1-4 1-2 2-3		B SL 85 C FF 92 B FF 94 X SL 86 2-1 ② G4-3		3	0	0	0	0	0	1
23 Michael Brantley, L (1, 7) OBP: 0.367, SLG: 0.493	C FF 93 X FF 95 0-1 ③ F8			C FF 92 B FF 92 F FF 93 X CU 81 1-2 ① G6-3		C FF 94 X FF 94 0-1 ② F7		F FF 94 B FF 94 X SL 88 1-1 ③ F8		4	0	0	0	0	0	2
41 Carlos Santana, S (1, 3) OBP: 0.366, SLG: 0.424		F FF 93 X FF 94 0-1 ① P5		C FF 93 X CH 87 0-1 22 G1-6-3 1B		B FF 95 X FF 95 1-0 ③ G6-3			B SL 86 C FF 92 B FF 93 S SL 89 B FF 94 F SL 87 X FF 93 3-2 ① P5	4	0	1	0	0	0	2
22 Jason Kipnis, L (1, 4) OBP: 0.322, SLG: 0.349		C FF 92 S FF 93 B CH 87 X CU 83 1-2 ② G6-3		B SI 92 X FF 93 1-0 ② ③ G1-6-3 1-2f			B FF 92 B FF 93 F FF 91 F FF 93 X CH 87 2-2 ① L8		C FF 93 B CU 77 S FF 93 B CU 78 X SL 90 2-2 6 HBP 1B	4	0	1	0	0	0	1
8 Lonnie Chisenhall, L (1, 5) OBP: 0.355, SLG: 0.457		C FF 93 B FF 94 F CH 87 S FF 93 1-3 ③ K			B FF 93 X FF 92 1-0 ① P6		C FF 93 B FF 93 B FF 94 S FF 93 B CU 81 X FF 94 3-2 HR		B FF 92 1 SAFE S FF 90 B FF 93 F FF 91 1 SAFE F CU 77 1 SAFE F FF 94 2-2 ② X CU 77 F8	4	1	1	1	0	1	1
6 Zach Walters, S (1, 10) OBP: 0.265, SLG: 0.511			C FF 92 C FF 94 S CU 82 0-3 ① K2-3		S FF 93 S FF 94 B FF 93 F CU 84 C FF 94 1-3 ② K		F CH 87 B CH 88 F CH 87 F FF 94 B CH 88 F FF 94 C CU 82 2-3 ② K		1 SAFE B FF 93 B FF 94 H SL 86 3-0 1-2 HBP	3	0	0	0	0	3	0
38 Chris Dickerson, L (1, 9) OBP: 0.318, SLG: 0.337			C FF 94 B FF 95 S CH 87 B CH 89 S CH 88 2-3 ② K		B FF 94 X CH 87 1-0 ③ G5-3		B CH 86 S FF 94 F FF 94 B CU 82 B CH 89 F CH 87 B FF 93 4-2 BB		D FS 86 B FC 88 X FC 88 2-0 ③ F7	3	0	0	0	1	1	2
55 Roberto Pérez, R (1, 2) OBP: 0.321, SLG: 0.400			S FF 95 F FF 95 B FF 94 B CU 82 B CU 84 X FF 96 3-2 24 1B 2B			X FF 93 0-0 11 SH1-4 24 1B 1B	B FF 92 1 SAFE X FF 92 1-0 ③ F8			3	1	2	0	0	0	1
Inning Stats	R: 0 E: 0 K: 0 S: 6 H: 0 LOB: 0 BB: 0 P: 8	R: 0 E: 0 K: 1 S: 8 H: 0 LOB: 0 BB: 0 P: 10	R: 1 E: 0 K: 2 S: 20 H: 2 LOB: 1 BB: 0 P: 29	R: 0 E: 0 K: 0 S: 6 H: 1 LOB: 0 BB: 0 P: 8	R: 0 E: 0 K: 1 S: 6 H: 0 LOB: 0 BB: 0 P: 9	R: 0 E: 0 K: 0 S: 6 H: 2 LOB: 2 BB: 0 P: 8	R: 1 E: 0 K: 1 S: 15 H: 1 LOB: 1 BB: 1 P: 27	R: 0 E: 0 K: 1 S: 7 H: 0 LOB: 0 BB: 0 P: 11	R: 0 E: 0 K: 0 S: 13 H: 1 LOB: 2 BB: 0 P: 25	1B: 5 2B: 1 3B: 0 HR: 1	SF: 0 SAC: 1 DP: 1 HBP: 1	WP: 0 PB: 0 SB: 0 CS: 0	PA: 35			

PITCHER	IP	WLS	BF	H	R	ER	SO	BB	IBB	HBP	BLK	WP	HR	S	P	ERA	WHIP
48 Hector Noesí, R (1, 1) ERA: 4.75	7.0	W	27	6	2	2	5	1	0	0	0	0	1	67	99	2.57	1.000
41 Javy Guerra, R (8, 1) ERA: 2.65	1.2	H	7	1	0	0	1	0	0	1	0	0	0	19	33	0.00	0.600
57 Zach Putnam, R (9, 1) ERA: 1.9	0.1	S	1	0	0	0	0	0	0	0	0	0	0	1	3	0.00	0.000

PITCHER	IP	WLS	BF	H	R	ER	SO	BB	IBB	HBP	BLK	WP	HR	S	P	ERA	WHIP

TOP

Cleveland Indians @ Chicago White Sox

U.S. Cellular Field, Chicago, IL

Wed Aug 27 2014, 8:11 PM - 11:16 PM EDT

Att. 11,976 - Partly Cloudy - 72 F

livebaseballscorecards.com

AB	32
R	2
H	7
RBI	2
BB	1
SO	6
LOB	10

BOTTOM

Cleveland Indians @ Chicago White Sox

U.S. Cellular Field, Chicago, IL

Wed Aug 27 2014, 8:11 PM - 11:16 PM EDT

Att. 11,976 - Partly Cloudy - 72 F

livebaseballscorecards.com

Batter	1	2	3	4	5	6	7	8	9	AB	R	H	RBI	BB	SO	LOB
1 Adam Eaton, L (1, 8) OBP: 0.371, SLG: 0.408	X SI 94 0-0 ① G5-3		C SI 94 S CU 83 X CU 85 0-2 79 1B 3B	B SI 94 C CH 86 F SI 94 X SL 91 1-2 ③ G4-3			F SI 93 C SI 93 X SL 88 0-2 10 FC5-2 79 1B 2B 1-3			4	2	2	0	0	0	0
10 Alexei Ramirez, R (1, 6) OBP: 0.317, SLG: 0.420	B SI 94 C SI 94 B SL 91 X SL 90 2-1 ② P4		C SL 88 F SL 89 X FF 95 0-2 ② L3		B CU 84 X SL 90 1-0 ① F7		B SI 95 S SL 90 S SI 89 X SL 86 1-2 ① FC5-2 79 1B 14 FC5-2 2-3 3-H			4	0	0	0	0	0	3
79 José Abreu, R (1, 3) OBP: 0.371, SLG: 0.602	B SI 96 B SI 96 F SL 92 S SI 96 X SI 97 2-2 2B		B SI 95 B SI 95 C SI 96 B SL 90 X SL 91 3-1 44 2B 1B 3-H		B SI 94 S SI 94 B SI 94 S SI 92 2-3 ② K		S SL 88 B SL 90 S SL 90 D SL 91 B SL 90 F SL 91 X SL 89 3-2 14 FC5-2 1B 1-3 3-H			4	1	3	2	0	1	0
44 Adam Dunn, L (1, 10) OBP: 0.343, SLG: 0.431 14 Paul Konerko, R (7, PH) OBP: 0.269, SLG: 0.352 (8, 10)	S SI 95 B SI 95 D SL 90 C SL 89 F SI 95 S CU 84 2-3 ③ K		S SI 95 S SI 94 B SI 95 X SI 95 1-2 12 1B 2B 1-H		C SL 89 B SL 86 S SI 95 B CU 86 S SL 86 2-3 ③ K		X SI 91 0-0 ② FC5-2 1-2 3-H			3 1	0 0	1 0	1 0	0 0	2 0	1 2
26 Avisaíl García, R (1, 9) OBP: 0.301, SLG: 0.470		S SL 88 S SI 94 B CU 86 B CU 85 X SL 89 2-2 ① P3	B SL 89 B SI 96 D SL 90 C SI 95 S CU 83 B CU 85 4-2 12 1B BB			B SI 93 X SL 90 1-0 ① G5-3	C SI 91 S CU 82 S CU 84 0-3 ③ K			3	0	0	0	1	1	2
12 Conor Gillaspie, L (1, 5) OBP: 0.359, SLG: 0.452		B SI 95 S SI 94 X SI 95 1-1 1B	B SI 94 F SI 94 B CH 86 X FF 95 2-1 1-2 2-3 1B			S SL 89 F SL 90 S CU 85 0-3 ② K		C SI 92 X SI 92 0-1 21 CS 1B		4	0	3	0	0	1	0
21 Tyler Flowers, R (1, 2) OBP: 0.295, SLG: 0.350		F SI 94 X SL 88 0-1 ② F9	S SL 90 B SL 90 X SL 89 1-1 ③ G5-3			C SI 94 B CU 83 S SL 89 B SI 94 B SL 86 B SL 90 4-2 BB		S SI 91 C SI 94 S CU 84 0-3 ① ② K 1-2		3	0	0	0	1	1	5
30 Alejandro De Aza, L (1, 7) OBP: 0.314, SLG: 0.358		S SI 95 B SI 94 F CU 84 B SI 94 C SI 95 2-3 ③ K		C SI 93 B CH 84 X SI 94 1-1 ① F7		F SI 93 F SI 94 B SL 89 B CU 85 B SI 95 F CU 83 S SL 89 3-3 ③ K		C FF 90 B SL 80 B FF 90 X FF 90 2-1 ③ G4-3		4	0	0	0	0	2	2
77 Yolmer Sánchez, S (1, 4) OBP: 0.308, SLG: 0.346			C SI 93 S CH 84 B SI 95 S CU 85 1-3 ① K2-3	F SI 93 F CU 84 C CU 84 0-3 ② K			X SL 88 0-0 1 2B 10 FC5-2 1B			3	0	1	0	0	2	0

Inning Stats	1	2	3	4	5	6	7	8	9
	R: 0 E: 0 K: 1 S: 10 H: 1 LOB: 1 BB: 0 P: 16	R: 0 E: 0 K: 1 S: 10 H: 1 LOB: 1 BB: 0 P: 15	R: 2 E: 0 K: 1 S: 20 H: 4 LOB: 3 BB: 1 P: 32	R: 0 E: 0 K: 1 S: 8 H: 0 LOB: 0 BB: 0 P: 10	R: 0 E: 0 K: 2 S: 7 H: 0 LOB: 0 BB: 0 P: 12	R: 0 E: 0 K: 1 S: 10 H: 0 LOB: 1 BB: 1 P: 18	R: 1 E: 0 K: 1 S: 15 H: 3 LOB: 2 BB: 0 P: 19	R: 0 E: 0 K: 1 S: 7 H: 1 LOB: 0 BB: 0 P: 9	

	AB	33
	R	3
	H	10
	RBI	3
	BB	2
	SO	10
	LOB	15

1B: 6 SF: 0
2B: 3 SAC: 0
3B: 1 DP: 0
HR: 0 HBP: 0

WP: 0 PA: 35
PB: 0
SB: 0
CS: 1

PITCHER		IP	WLS	BF	H	R	ER	SO	BB	IBB	HBP	BLK	WP	HR	S	P	ERA	WHIP
28 Corey Kluber, R ERA: 2.52	(1, 1)	6.1	L	30	9	3	3	8	2	0	0	0	0	0	76	118	4.26	1.737
35 Marc Rzepczynski, L ERA: 3.05	(7, 1)	0.1		1	0	0	0	0	0	0	0	0	0	0	1	1	0.00	0.000
20 C.C. Lee, R ERA: 3.48	(7, 1)	1.0		3	1	0	0	2	0	0	0	0	0	0	8	8	0.00	1.000
57 Kyle Crockett, L ERA: 1.85	(8, 1)	0.1		1	0	0	0	0	0	0	0	0	0	0	2	4	0.00	0.000

PITCHER	IP	WLS	BF	H	R	ER	SO	BB	IBB	HBP	BLK	WP	HR	S	P	ERA	WHIP

Batter	1	2	3	4	5	6	7	8	9	AB	R	H	RBI	BB	SO	LOB
24 Michael Bourn, L (1, 8) OBP: 0.329, SLG: 0.388	B FF 90 X FF 91 1-0 11 G6-3 3B		C FC 86 B CU 76 C CH 81 X CU 76 1-2 ② G1-3		C CU 75 S CU 76 B FC 87 S CH 81 1-3 ③ K		B SI 94 B SL 86 B SI 94 C SI 92 F SI 93 F SI 94 F SI 92 X SI 94 3-2 11 FC4-6 1-2 1B		X FF 98 0-0 3B	5	1	3	0	0	1	0
11 José Ramírez, S (1, 6) OBP: 0.290, SLG: 0.314	B FF 91 B FC 87 F FF 92 S FF 91 F CH 82 F FF 91 F FF 91 X FC 89 2-2 ① G6-3 3-H		C FC 85 B FF 90 X FC 86 1-1 1B			X SI 89 0-0 23 G6-3 23 S 22 1B 1B	B SI 95 F SI 93 S SI 93 F SI 94 B SL 84 X SI 92 2-2 ② FC4-6 23 1B 1-2f 2-3		F FF 98 B FF 98 B FF 99 F FF 97 F SL 85 X SL 85 2-2 ② P5	5	1	2	1	0	0	3
23 Michael Brantley, L (1, 7) OBP: 0.367, SLG: 0.491	C FF 92 B FF 92 B FC 89 X FF 91 2-1 ② G4-3		F FF 90 B FC 86 F FF 90 S SI 91 1-3 ③ K			S SI 90 C FF 90 B CH 82 B FF 91 F SI 91 F FC 86 X FF 91 2-2 ① G6-3 1-3	F SI 94 F SI 93 1 SAFE F SL 88 X FF 96 0-2 41 S 1-3 3-H 1B		I I IN 68 I IN 65 I IN 59 4-0 41 DI IBB	4	0	1	1	1	1	2
41 Carlos Santana, S (1, 3) OBP: 0.366, SLG: 0.421	C FC 87 F CU 77 F FF 91 B CH 82 X FC 87 1-2 G1-3			B FF 88 B FF 88 B FC 85 C FF 90 S FC 86 F FF 90 F CH 81 B CH 80 4-2 22 FC3-6 BB		B FC 86 C CU 75 B FC 86 D FF 90 X CH 81 3-1 ② L1	B SI 96 B FF 96 B FF 96 B FF 96 4-0 1-2 BB		F FF 98 S FF 97 B FF 99 S SL 84 1-3 ③ K 1-2	3	0	0	0	2	1	3
22 Jason Kipnis, L (1, 4) OBP: 0.324, SLG: 0.349		B FF 88 B FF 88 S FC 84 B CH 82 C FF 90 F FF 90 B FF 89 4-2 BB		S FC 86 B CU 76 F FF 90 X FF 90 1-2 ① FC3-6 6 S 1-2f		C CU 75 F CH 82 D CH 82 X FC 87 1-2 4 1B 3-H 1B	C SL 82 X FF 97 0-1 ③ F8			3	0	1	1	1	0	4
4 Mike Aviles, R (1, 5) OBP: 0.278, SLG: 0.344		1 SAFE X FF 88 0-0 ① F8		C FF 88 F FC 86 B FF 90 X FC 85 1-2 ② F8		B FF 88 X FC 85 1-0 1-3 1B		B FF 97 X FF 94 1-0 ① F9		4	0	1	0	0	0	2
6 Zach Walters, S (1, 10) OBP: 0.255, SLG: 0.489		1 SAFE X FF 89 0-0 ② F7		F FF 90 1 SAFE B CH 78 B CH 82 F CH 82 S CH 82 2-3 ③ K2-3 1-2		F CH 81 X SI 89 0-1 ③ L9		X SI 95 0-0 ② G3		4	0	0	0	0	1	4
62 Tyler Holt, R (1, 9) 38 Chris Dickerson, L (7, PH) OBP: 0.312, SLG: 0.330 (7, 9)	B FF 88 C FC 86 X FC 87 1-1 ③ G1-3			B FF 89 S CH 81 X CH 80 1-1 ① G6-3			B SI 93 C SI 92 B SL 84 F SL 84 S SI 94 2-3 ① K	B FF 97 B SI 96 F FF 96 S SL 86 2-3 ③ K		2 2	0 0	0 0	0 0	0 0	0 2	1 0
55 Roberto Pérez, R (1, 2) OBP: 0.316, SLG: 0.389			C FF 89 B FC 86 S FC 87 S CH 81 1-3 ① K		B CU 73 F CH 81 B FC 86 S CH 81 B FC 86 C CH 82 3-3 ② K		S SI 94 C SI 94 F SL 88 B SL 85 B SL 88 X SI 93 2-2 11 FC4-6 24 1B 23 1B 1B		B FF 96 C FF 96 B SL 85 B FF 98 C FF 96 C FF 98 3-3 ① K	4	1	1	0	0	3	0

| Inning Stats | | |

Batter	1	2	3	4	5	6	7	8	9	AB	R	H	RBI	BB	SO	LOB
1 Adam Eaton, L (1, 8) OBP: 0.372, SLG: 0.407	B FF 99 B FF 99 C FF 97 T FF 99 B FF 98 F FF 99 B FF 98 4-2 44 F8 10 1B BB		C FF 96 C FF 97 B FF 98 B CU 84 B CH 91 X FF 96 3-2 10 E 10 S 79 1B 1B		C FF 95 X FF 95 0-1 ③ F7			B FC 93 C FC 94 F FC 94 F SL 82 F FC 96 F FF 90 B FC 95 X SL 82 2-2 ② F8		3	1	1	0	1	0	0
10 Alexei Ramirez, R (1, 6) OBP: 0.318, SLG: 0.421	C FF 98 1 SAFE X FF 98 0-1 26 S 1-2 1B		F SL 87 1 SAFE F SI 95 B SL 88 1 SAFE 1 SAFE B SI 95 F CU 84 1 SAFE 3-3 ② B FF 86 S CH 86 K 1-3			C SL 85 B FF 96 F SI 94 S SL 88 1-3 ① K		C FC 94 S SL 82 X FC 94 0-2 79 E 44 1B 1B		4	1	2	0	0	2	1
79 José Abreu, R (1, 3) OBP: 0.370, SLG: 0.599	B SI 96 S SL 88 F SI 96 F SL 90 F FF 96 X SL 90 1-2 ① F8		C SL 88 B SI 96 B FF 97 F CH 90 X SL 87 2-2 3-H 1B			B SL 87 X SI 94 1-0 ② L9		B FC 93 X SL 80 1-0 E5 44 1B 1-2		4	0	1	1	0	0	3
44 Adam Dunn, L (1, 10) OBP: 0.342, SLG: 0.429 28 Leury García, S (8, PR) OBP: 0.206, SLG: 0.224 (9, 10)	C FF 99 F FF 98 D CU 84 X FF 97 1-2 ② F8 2-3		C SI 96 C SI 97 B FF 97 S FF 97 1-3 ③ K			S CH 88 S CH 89 B FF 97 S SL 88 1-3 ③ K		B FF 95 X KC 85 1-0 26 S 1-3 2-H 1B		4 0	0 0	1 0	1 0	0 0	2 0	3 0
26 Avisaíl García, R (1, 9) OBP: 0.286, SLG: 0.443	S SI 95 S SL 88 S SL 88 0-3 ③ K 1-2			X FF 95 0-0 ① G6-3			C FF 96 X CH 88 0-1 ① F9	C FF 95 B FF 96 D KC 88 B KC 85 S FF 95 S FF 96 3-3 ③ K 1-2		4	0	0	0	0	2	4
12 Conor Gillaspie, L (1, 5) OBP: 0.356, SLG: 0.448		C CH 88 S CH 91 F SI 92 B FF 96 F FF 97 B CH 89 B CH 91 X FF 97 3-2 ① G4-3		C FF 94 X SI 95 0-1 ② G4-3			C FF 97 F FF 98 B SL 86 F SL 86 F CH 90 X CU 81 1-2 ② G3		C FF 94 S KC 85 S FF 95 0-3 ① K	4	0	0	0	0	1	0
21 Tyler Flowers, R (1, 2) OBP: 0.295, SLG: 0.349		F FF 98 F FF 98 C SL 87 0-3 ② K		C SI 95 C SL 85 F SL 84 B SI 95 B CU 81 S SL 85 2-3 ③ K			B SL 88 S SL 86 B FF 96 C FF 96 B SL 87 X FF 97 3-2 1B		S KC 87 B KC 87 C KC 85 B KC 87 S FF 96 2-3 ② K	4	0	1	0	0	3	0
30 Alejandro De Aza, L (1, 7) OBP: 0.312, SLG: 0.357 24 Dayan Viciedo, R (7, PH) OBP: 0.278, SLG: 0.397 (8, 7)		C FF 97 X SI 97 0-1 ③ G6-3			L SI 94 F SI 93 X CH 89 0-2 ① L7		B SI 91 S SI 92 D SI 92 X SI 92 2-1 ③ L9		S KC 86 B FF 94 S KC 85 S KC 86 1-3 ③ K	2 2	0 0	0 0	0 0	0 0	0 1	0 1
77 Yolmer Sánchez, S (1, 4) OBP: 0.276, SLG: 0.310			B FF 96 C CH 87 X SI 97 1-1 ① G6-3		B SI 93 C FF 96 S CH 88 B FF 96 X CH 89 2-2 ② G4-3			L FC 92 B FC 91 X FC 91 1-1 ① G6-3		3	0	0	0	0	0	0
Inning Stats	R: 0 E: 0 K: 1 S: 16 H: 1 LOB: 2 BB: 1 P: 22	R: 0 E: 0 K: 1 S: 10 H: 0 LOB: 0 BB: 0 P: 13	R: 1 E: 1 K: 2 S: 15 H: 2 LOB: 1 BB: 2 P: 25	R: 0 E: 0 K: 1 S: 7 H: 0 LOB: 0 BB: 0 P: 9	R: 0 E: 0 K: 0 S: 8 H: 0 LOB: 0 BB: 0 P: 10	R: 0 E: 0 K: 2 S: 7 H: 0 LOB: 0 BB: 0 P: 10	R: 0 E: 0 K: 0 S: 12 H: 1 LOB: 1 BB: 0 P: 18	R: 1 E: 1 K: 1 S: 16 H: 2 LOB: 3 BB: 0 P: 24	R: 0 E: 0 K: 3 S: 9 H: 0 LOB: 0 BB: 0 P: 12	1B: 6 2B: 0 3B: 0 HR: 0	SF: 0 SAC: 0 DP: 0 HBP: 0					

PITCHER		IP	WLS	BF	H	R	ER	SO	BB	IBB	HBP	BLK	WP	HR	S	P	ERA	WHIP
59 Carlos Carrasco, R ERA: 3.01	(1, 1)	6.2	W	25	4	1	1	7	1	0	0	0	0	0	73	103	1.35	0.750
35 Marc Rzepczynski, L ERA: 3.02	(7, 1)	0.1	H	1	0	0	0	0	0	0	0	0	0	0	2	4	0.00	0.000
27 Bryan Shaw, R ERA: 2.42	(8, 1)	0.2	H	4	1	1	0	0	0	0	0	0	0	0	12	16	0.00	1.500
37 Cody Allen, R ERA: 1.71	(8, 1)	1.1	S	5	1	0	0	4	0	0	0	0	0	0	13	20	0.00	0.750

PITCHER	IP	WLS	BF	H	R	ER	SO	BB	IBB	HBP	BLK	WP	HR	S	P	ERA	WHIP

BOTTOM

Cleveland Indians @ Chicago White Sox

U.S. Cellular Field, Chicago, IL

Thu Aug 28 2014, 8:10 PM - 11:28 PM EDT

Att. 13,016 - Partly Cloudy - 72 F

livebaseballscorecards.com

AB	34
R	2
H	6
RBI	2
BB	1
SO	11
LOB	12

Cleveland Indians @ Kansas City Royals

Kauffman Stadium, Kansas City, MO

Fri Aug 29 2014, 7:12 PM - 11:11 PM CDT

Att. 31,341 - Partly Cloudy - 81 F

TOP

livebaseballscorecards.com

Batter	1	2	3	4	5	6	7	8	9	AB	R	H	RBI	BB	SO	LOB
24 Michael Bourn, L (1, 8) OBP: 0.324, SLG: 0.383	C FF 87 F CH 80 B FF 88 B FF 88 B CH 82 X SI 89 3-2 ① G4-3		L FF 86 B FF 86 B KC 74 B FF 88 C SI 86 S CH 80 3-3 ① K	C FF 88 F SI 88 B FF 87 B FF 88 X FF 88 2-2 ③ FC5 1-2 2-3f			C SI 88 F CU 73 F SI 88 B CU 73 B SI 89 X SI 87 2-2 ① G4-3		C SL 78 B SL 78 F FF 89 S SL 79 1-3 ① K	5	0	0	0	0	2	3
11 José Ramírez, S (1, 6) OBP: 0.295, SLG: 0.317	F FF 88 F FF 89 X CH 81 0-2 ② G4-3		C KC 75 D CH 80 F FF 88 X FF 89 1-2 23 S 41 1B 1B 2-H		B FF 86 B FF 86 C FF 87 M FF 88 X CH 80 2-2 ① G5-3		F SI 87 B SI 88 F CU 74 B CU 75 X SI 88 2-2 ② G5-3		B SI 90 C SI 88 X SI 89 1-1 23 BLK 41 HR 1B	5	2	2	1	0	0	0
23 Michael Brantley, L (1, 7) OBP: 0.369, SLG: 0.496	C SI 89 B KC 76 X FF 89 1-1 ③ F8		B KC 77 S CH 81 B CH 80 C FF 87 X KC 76 2-2 41 1B 22 FC4-6 1B 1-2		B KC 77 X FF 88 1-0 2B		B CU 73 B SI 87 X SI 87 2-0 41 WP 2B		1 SAFE B SL 78 B SL 78 B SI 87 C SI 87 X SI 87 3-1 ② F9 1-2	5	1	3	0	0	0	1
41 Carlos Santana, S (1, 3) OBP: 0.368, SLG: 0.429		C FF 87 C KC 74 F CH 81 F FF 88 F FF 89 B CH 81 S KC 75 1-3 ① K	B CH 80 F FF 88 B FF 87 B KC 76 X CH 80 3-1 22 FC4-6 1B 1-3 2-H		C FF 87 B CH 78 S CH 78 D CH 78 X KC 77 3-2 ② G5-3		C SI 88 D CU 74 B CU 76 D SL 83 C SI 86 F CU 74 B SI 88 4-2 BB 2-3		X CH 84 0-0 HR 2-H	4	1	2	3	1	1	1
22 Jason Kipnis, L (1, 4) OBP: 0.323, SLG: 0.347		X SI 89 0-0 10 G5-3 6 2B 1B	X FF 87 0-0 ② FC4-6 10 CS 1-2f 3-H		C FF 88 B SI 88 B SI 87 X FF 88 2-1 ③ L1-5-3		C SI 88 B SI 88 X SI 88 1-1 ③ G4-3		C SL 77 S SL 78 B SL 80 B SL 79 B SL 78 F SI 88 F SI 88 F FF 91 X SL 76 3-2 ③ F8	5	1	1	1	0	0	4
10 Yan Gomes, R (1, 2) OBP: 0.325, SLG: 0.477		S SI 88 X CH 81 0-1 ② G5-3 1-2	B FF 87 C FF 87 1-1 ③ CS 1-2	C FF 86 X FF 86 0-1 24 FC5 8 1B 1B		F FF 86 B CH 77 S CH 79 X CH 77 1-2 1B		B FF 90 B FF 92 S SI 90 F FF 91 F SL 82 X SL 83 2-2 ① G5-3		4	0	2	0	0	0	1
6 Zach Walters, S (1, 10) OBP: 0.255, SLG: 0.490		B KC 75 S CH 81 X CH 80 1-1 2-H 2B		X FF 86 0-0 ① F9		C KC 75 B FF 87 S KC 74 B FF 87 S KC 73 2-3 ① K		X SI 89 0-0 ② G4-3		4	0	1	1	0	1	2
8 Lonnie Chisenhall, L (1, 5) OBP: 0.356, SLG: 0.456		C FF 88 X KC 75 0-1 ③ G3-1		B FF 86 C FF 86 D CH 79 S CH 78 X SI 88 2-2 24 FC5 1B 1-2		D CH 78 C FF 87 C SI 86 D KC 75 D CH 78 F SI 87 F SI 87 C FF 87 3-3 ② K		B SI 87 B SI 91 B FF 91 B FF 89 4-0 BB		3	0	1	0	1	1	2
62 Tyler Holt, R (1, 9) OBP: 0.333, SLG: 0.345			C FF 86 B FF 87 X KC 75 1-1 E1 11 1B 1B	C SI 86 S CH 78 D CH 79 B FF 87 S CH 78 2-3 ② K		F CH 79 F FF 87 B FF 88 B FF 88 D KC 75 F FF 88 X FF 88 3-2 ③ F9		C FF 91 B FF 89 F SI 88 D SL 82 F SL 81 B FF 90 S FF 90 3-3 ③ K		4	1	1	0	0	2	4

Inning Stats																		
	R: 0 E: 0 K: 0 S: 8	H: 0 LOB: 0 BB: 0 P: 12	R: 1 E: 0 K: 1 S: 13	H: 2 LOB: 1 BB: 0 P: 15	R: 3 E: 1 K: 1 S: 15	H: 4 LOB: 0 BB: 0 P: 26	R: 0 E: 0 K: 1 S: 12	H: 2 LOB: 2 BB: 0 P: 18	R: 0 E: 0 K: 0 S: 9	H: 1 LOB: 1 BB: 0 P: 17	R: 0 E: 0 K: 2 S: 15	H: 1 LOB: 1 BB: 0 P: 24	R: 0 E: 0 K: 0 S: 13	H: 1 LOB: 2 BB: 1 P: 24	R: 0 E: 0 K: 1 S: 9	H: 0 LOB: 1 BB: 1 P: 18	R: 2 E: 0 K: 1 S: 14	H: 2 LOB: 0 BB: 0 P: 22

	1B: 9 2B: 3 3B: 0 HR: 1	SF: 0 SAC: 0 DP: 0 HBP: 0	WP: 1 PB: 0 SB: 1 CS: 1	PA: 42

AB	39
R	6
H	13
RBI	6
BB	2
SO	7
LOB	18

PITCHER		IP	WLS	BF	H	R	ER	SO	BB	IBB	HBP	BLK	WP	HR	S	P	ERA	WHIP
51 Jason Vargas, L ERA: 3.27	(1, 1)	6.0	L	27	10	4	4	5	0	0	0	0	0	0	72	112	6.00	1.667
37 Scott Downs, L ERA: 5.14	(7, 1)	1.0		5	1	0	0	0	1	0	0	0	1	0	13	24	0.00	2.000
31 Louis Coleman, R ERA: 7.15	(8, 1)	1.0		4	0	0	0	1	1	0	0	0	0	0	9	18	0.00	1.000
67 Francisley Bueno, L ERA: 4.5	(9, 1)	1.0		5	2	2	2	1	0	0	0	1	0	1	14	22	18.00	2.000

PITCHER		IP	WLS	BF	H	R	ER	SO	BB	IBB	HBP	BLK	WP	HR	S	P	ERA	WHIP

Batter	1	2	3	4	5	6	7	8	9	AB	R	H	RBI	BB	SO	LOB
23 Norichika Aoki, L (1, 9) OBP: 0.332, SLG: 0.332	C FF 95 F FF 96 B FF 96 B CH 86 F FF 96 B FF 97 X FF 98 3-2 ① G6-3		S CH 83 B SL 90 B FF 96 X FF 96 2-1 ② L8		B FF 95 B FF 95 C FF 95 X FF 96 2-1 ② L9		B SL 87 X FF 91 1-0 ② F8		C FF 88 X FC 87 0-1 1-2 2 1B 1B	5	0	1	0	0	0	2
2 Alcides Escobar, R (1, 6) OBP: 0.313, SLG: 0.368	X FF 96 0-0 ② L6		C FF 96 B FF 96 C SL 90 X SL 88 1-2 1B		F FF 95 B FF 97 B FF 96 X FF 95 2-1 1-2 1B		C SL 88 X FF 92 0-1 1-2 1B		B FF 90 S FC 86 F FF 87 F FC 86 B FF 90 D FC 86 X FF 91 3-2 1-2 2-H 1B	5	0	4	1	0	0	0
4 Alex Gordon, L (1, 7) OBP: 0.352, SLG: 0.452	B FF 97 X FF 96 1-0 ③ P6		C FF 95 S CH 86 1 SAFE S CH 85 0-3 ③ K		B FF 94 X FF 95 1-0 ③ G4-3		X SI 91 0-0 ③ G4-3		C FF 88 B FC 86 D SI 86 F FF 89 S CU 77 2-3 ② K	5	0	0	0	0	2	7
16 Billy Butler, R (1, 3) OBP: 0.330, SLG: 0.388		C FF 96 F SL 90 S FF 96 0-3 ① K		C SL 82 X FF 95 0-1 1B		B FF 93 B SI 91 X SI 92 2-0 ① G1-3		C FC 94 B SL 82 X FC 94 1-1 ① G5-3	X FC 87 0-0 ③ G5-3	5	0	1	0	0	1	2
13 Salvador Perez, R (1, 2) OBP: 0.298, SLG: 0.411		C FF 96 X FF 96 0-1 ② G6-3		B FF 95 X FF 96 1-0 ① P3		C SI 93 X CU 83 0-1 ② L6		F FC 93 X FC 93 0-1 ② P4		4	0	0	0	0	0	1
7 Josh Willingham, R (1, 10) OBP: 0.350, SLG: 0.416		B FF 96 C FF 95 B SL 86 B FF 95 B FF 96 4-1 6 1B BB		B SL 86 F FF 95 F FF 95 D CH 86 C FF 96 2-3 ② K		B SI 94 B CU 83 B SI 93 C SI 93 B SI 94 4-1 BB		C FC 94 S FC 94 B FC 95 B FC 94 B SL 82 X FC 94 3-2 1B		2	0	1	0	2	1	1
6 Lorenzo Cain, R (1, 8) OBP: 0.338, SLG: 0.404		F FF 96 X FF 96 0-1 1-2 1B		F FF 95 D SL 86 B FF 95 X FF 96 2-1 ③ F8		C SI 92 D SI 93 S CU 83 F SI 94 F CU 83 X CU 84 1-2 ③ L5		C SL 82 D SL 83 B FC 92 F FC 93 F FC 94 F FC 93 F SL 83 F SL 81 F SL 83 3-2 B FC 95 X SL 80 ③ G6-3		4	0	1	0	0	0	3
8 Mike Moustakas, L (1, 5) OBP: 0.268, SLG: 0.380		C FF 96 F FF 95 F FF 96 F FF 96 B SL 88 X FF 95 1-2 ③ G3		B FF 95 B FF 95 F FF 95 B FF 96 B FF 96 4-1 2 1B BB			H FF 90 1-0 2 1B HBP		X FF 90 0-0 ① P5	2	0	0	0	1	0	2
24 Christian Colón, R (1, 4) OBP: 0.348, SLG: 0.442			B FF 95 C FF 96 F FF 96 X SL 88 1-2 ① P5		X SI 95 0-0 ① B3		C SL 86 X SL 88 0-1 ① P3		C FF 90 X FC 87 0-1 23 1B 2 1B 1B	4	1	1	0	0	0	2
Inning Stats	R: 0 E: 0 K: 0 S: 6 H: 0 LOB: 0 BB: 0 P: 10	R: 0 E: 0 K: 1 S: 13 H: 1 LOB: 2 BB: 1 P: 18	R: 0 E: 0 K: 1 S: 11 H: 1 LOB: 1 BB: 0 P: 15	R: 0 E: 0 K: 1 S: 8 H: 1 LOB: 1 BB: 0 P: 13	R: 0 E: 0 K: 0 S: 7 H: 1 LOB: 2 BB: 1 P: 16	R: 0 E: 0 K: 0 S: 9 H: 0 LOB: 1 BB: 1 P: 16	R: 0 E: 0 K: 0 S: 6 H: 1 LOB: 2 BB: 0 P: 8	R: 0 E: 0 K: 0 S: 15 H: 1 LOB: 1 BB: 0 P: 22	R: 1 E: 0 K: 1 S: 13 H: 3 LOB: 2 BB: 0 P: 18	1B: 9 2B: 0 3B: 0 HR: 0 SF: 0 SAC: 0 DP: 0 HBP: 1						WP: 0 PB: 0 SB: 0 CS: 0 PA: 40

PITCHER		IP	WLS	BF	H	R	ER	SO	BB	IBB	HBP	BLK	WP	HR	S	P	ERA	WHIP
31 Danny Salazar, R ERA: 4.23	(1, 1)	5.0	W	21	4	0	0	3	2	0	0	0	0	0	45	72	0.00	1.200
20 C.C. Lee, R ERA: 3.32	(6, 1)	1.0		4	0	0	0	0	1	0	0	0	0	0	9	16	0.00	1.000
57 Kyle Crockett, L ERA: 1.85	(7, 1)	0.0		1	0	0	0	0	0	0	1	0	0	0	0	1	∞	∞
48 Scott Atchison, R ERA: 2.79	(7, 1)	0.2		3	1	0	0	0	0	0	0	0	0	0	5	6	0.00	1.500
35 Marc Rzepczynski, L ERA: 3.0	(7, 1)	0.1	H	1	0	0	0	0	0	0	0	0	0	0	1	1	0.00	0.000

PITCHER		IP	WLS	BF	H	R	ER	SO	BB	IBB	HBP	BLK	WP	HR	S	P	ERA	WHIP
27 Bryan Shaw, R ERA: 2.38	(8, 1)	1.0		4	1	0	0	0	0	0	0	0	0	0	15	22	0.00	1.000
43 Josh Tomlin, R ERA: 4.4	(9, 1)	1.0		6	3	1	1	1	0	0	0	0	0	0	13	18	9.00	3.000

BOTTOM

Cleveland Indians @ Kansas City Royals

Kauffman Stadium, Kansas City, MO

Fri Aug 29 2014, 7:12 PM - 11:11 PM CDT
Att. 31,341 - Partly Cloudy - 81 F

livebaseballscorecards.com

AB	36
R	1
H	9
RBI	1
BB	3
SO	4
LOB	20

Cleveland Indians @ Kansas City Royals

Kauffman Stadium, Kansas City, MO

Sat Aug 30 2014, 6:12 PM - 10:33 PM CDT

Att. 35,089 - Clear - 86 F

TOP

livebaseballscorecards.com

Batter	1	2	3	4	5	6	7	8	9	10	11	AB	R	H	RBI	BB	SO	LOB
24 Michael Bourn, L (1, 8) OBP: 0.322, SLG: 0.383	B FF 92 C FF 93 F FC 89 C FF 94 1-3 K ①		T CH 86 X CH 84 0-1 FC3-6 11 S 1-2f ②		F SI 92 B KC 79 X CH 84 1-1 11 G3-1 2B			B FC 89 B FF 93 C FF 94 S FC 90 S KC 86 2-3 K ①		F FF 100 C CH 89 F CH 89 F FF 100 B FF 99 D CU 85 S FF 100 2-3 K ③		5	0	1	0	0	3	2
11 José Ramírez, S (1, 6) OBP: 0.299, SLG: 0.331	B FF 94 F FF 94 B CH 85 B FF 93 X SI 92 3-1 L3 ②		C FF 93 1 SAFE B CH 85 S CH 86 B FC 88 B FC 88 B CH 86 4-2 1-2 BB		C KC 79 B CH 85 B SI 92 B CH 85 X SI 92 3-1 G3-1 ② 2-3			B FF 96 C FF 96 F KC 86 C FF 96 1-3 K ②			X SI 86 0-0 23 1B 3B	4	1	1	0	1	1	1
23 Michael Brantley, L (1, 7) OBP: 0.370, SLG: 0.497	X FC 88 0-0 2B		B KC 83 B FF 95 X SI 94 2-0 F7 ③		X KC 81 0-0 F9 ③			F FF 97 C FC 93 B FF 98 S FC 93 1-3 K ③			C CU 73 B SI 87 B SI 87 B CU 74 S SL 82 X SI 89 3-2 41 E 41 41 S 41 1B 3-H 1B	5	1	2	1	0	1	3
41 Carlos Santana, S (1, 3) OBP: 0.367, SLG: 0.426	B KC 81 B FC 89 C CH 86 F FC 90 D CH 86 X CH 87 3-2 G3-1 ③			C KC 79 C CH 84 B KC 79 B FC 86 B FC 87 F CH 85 F CH 86 X FC 87 3-2 G4-3 ①		B SI 93 C KC 77 C KC 78 X KC 79 1-2 F9 ①			B FF 97 B FF 96 C FF 96 X SL 88 2-1 P3 ①		1 SAFE B SL 82 B FF 93 S SL 82 B FF 93 X SL 82 3-1 1-H 22 CS 1B	5	0	1	1	0	0	1
22 Jason Kipnis, L (1, 4) OBP: 0.321, SLG: 0.348		C FF 93 B CH 84 F FC 87 F SI 92 B KC 80 X CH 86 2-2 G4-3 ①		B FC 88 C SI 92 B FF 94 B FC 88 F FF 93 X FF 93 3-2 10 2B 2B		C FC 86 C CH 84 C CH 85 B FC 87 F FC 86 X CH 84 1-2 L4 ②			C FF 97 X FS 88 0-1 G4-3 ②		B FF 93 C FF 93 S CH 87 B FF 93 B CH 86 S FF 93 3-3 1-2 K ① ②	5	1	1	0	0	1	1
10 Yan Gomes, R (1, 2) OBP: 0.324, SLG: 0.476		C FF 93 F FC 85 B FF 93 F CH 85 S KC 80 1-3 K ②		S SI 93 F KC 80 X FF 93 0-2 2-H 2B		B FC 86 X CH 84 1-0 G5-3 ③			C SL 88 S FS 89 B FF 96 C FF 96 1-3 K ③		B FF 94 F FF 92 F FF 92 X CH 86 1-2 G6-3 ③	5	0	1	1	0	2	0
6 Zach Walters, S (1, 10) OBP: 0.245, SLG: 0.471		F FC 89 F CH 86 S FF 93 0-3 K ③		S KC 81 B KC 81 F FF 94 S KC 81 1-3 K ②			C FC 87 B KC 77 B KC 78 F FC 87 F KC 80 F CH 85 F SI 92 F CH 85 X FC 86 2-2 F9 ①			F SI 97 F CH 89 S FF 100 0-3 K ①		4	0	0	0	0	3	1
8 Lonnie Chisenhall, L (1, 5) OBP: 0.358, SLG: 0.457			B FF 93 C FF 92 X SI 92 1-1 24 FC3-6 1B	C FC 88 S CH 85 X CH 85 0-2 F8 ③			B SI 92 C SI 92 B CH 86 X CH 85 2-1 F9 ②			B FF 99 F SI 99 S FF 100 X FF 100 1-2 4 FC6-4 1B		4	0	2	0	0	0	1
4 Mike Aviles, R (1, 9) OBP: 0.275, SLG: 0.339 62 Tyler Holt, R (11, 9) OBP: 0.333, SLG: 0.345			C SI 92 B KC 82 F SI 92 X KC 80 1-2 L7 ①		C FF 92 B CH 84 X CH 84 1-1 L5 ①		C FC 86 B KC 78 X SI 92 1-1 F8 ③			B FF 98 X FF 98 1-0 FC6-4 1-2f ②		4 0	0 0	0 0	0 0	0 0	0 0	2 0
Inning Stats	R: 0 E: 0 K: 1 S: 9 H: 1 LOB: 1 BB: 0 P: 16	R: 0 E: 0 K: 2 S: 11 H: 0 LOB: 0 BB: 0 P: 14	R: 0 E: 0 K: 0 S: 10 H: 1 LOB: 2 BB: 1 P: 18	R: 1 E: 0 K: 1 S: 17 H: 2 LOB: 1 BB: 0 P: 24	R: 0 E: 0 K: 0 S: 7 H: 1 LOB: 1 BB: 0 P: 12	R: 0 E: 0 K: 0 S: 9 H: 0 LOB: 0 BB: 0 P: 12	R: 0 E: 0 K: 0 S: 11 H: 0 LOB: 0 BB: 0 P: 13	R: 0 E: 0 K: 3 S: 9 H: 0 LOB: 0 BB: 0 P: 13	R: 0 E: 0 K: 1 S: 7 H: 0 LOB: 0 BB: 0 P: 10	R: 0 E: 0 K: 2 S: 12 H: 1 LOB: 1 BB: 0 P: 16	R: 2 E: 0 K: 1 S: 12 H: 3 LOB: 0 BB: 0 P: 22	1B: 4 2B: 5 3B: 1 HR: 0	SF: 0 SAC: 0 DP: 1 HBP: 0					

PITCHER	IP	WLS	BF	H	R	ER	SO	BB	IBB	HBP	BLK	WP	HR	S	P	ERA	WHIP
33 James Shields, R (1, 1) ERA: 3.38	7.0		27	5	1	1	4	1	0	0	0	0	0	74	112	1.29	0.857
17 Wade Davis, R (8, 1) ERA: 0.76	1.0		3	0	0	0	3	0	0	0	0	0	0	9	13	0.00	0.000
56 Greg Holland, R (9, 1) ERA: 1.69	1.0		3	0	0	0	1	0	0	0	0	0	0	7	10	0.00	0.000
40 Kelvin Herrera, R (10, 1) ERA: 1.42	1.0		4	1	0	0	2	0	0	0	0	0	0	12	16	0.00	1.000
37 Scott Downs, L (11, 1) ERA: 5.4	0.0	L	2	2	2	1	0	0	0	0	0	0	0	4	7	∞	∞

PITCHER	IP	WLS	BF	H	R	ER	SO	BB	IBB	HBP	BLK	WP	HR	S	P	ERA	WHIP
54 Jason Frasor, R (11, 1) ERA: 2.9	1.0		3	1	0	0	1	0	0	0	0	0	0	8	15	0.00	1.000

AB	41
R	3
H	9
RBI	3
BB	1
SO	11
LOB	12

WP: 0 PA: 42
PB: 0
SB: 2
CS: 1

Cleveland Indians @ Kansas City Royals

Kauffman Stadium, Kansas City, MO

Sat Aug 30 2014, 6:12 PM - 10:33 PM CDT

Att. 35,089 - Clear - 86 F

livebaseballscorecards.com

Batter	1	2	3	4	5	6	7	8	9	10	11	AB	R	H	RBI	BB	SO	LOB
23 Norichika Aoki, L (1, 9) OBP: 0.331, SLG: 0.331	C FF 92 F FF 92 B KC 78 X FF 94 1-2 4 BB 14 1B 1B	C FF 93 D CH 84 B FC 86 B FF 93 X FC 89 3-1 ③ L7			C FF 93 F FF 92 X KC 78 0-2 ① G4-3		X FF 92 0-0 ② G6-3		C FF 96 B FF 95 S KC 86 B KC 87 F FF 96 C FF 95 2-3 ② K	F FF 90 B CU 76 S FC 85 F FC 83 S FF 90 1-3 ③ K		4	0	1	0	0	0	1
12 Jayson Nix, R (9, 3) OBP: 0.183, SLG: 0.169												2	0	0	0	0	2	3
14 Omar Infante, R (1, 4) OBP: 0.295, SLG: 0.353	X FF 93 0-0 4 BB 1-2 1B		B FF 93 B FC 85 C FF 92 B CH 88 F FF 94 F FF 95 B KC 77 4-2 16 WP BB		C CH 88 B ST 81 X FC 83 1-1 ② F7		C CU 79 X SL 88 0-1 ③ G5-3		X KC 86 0-0 4 S 1B		C FC 82 B CU 74 F FC 84 F FF 88 S FC 85 1-3 ① K	5	0	2	0	1	1	0
4 Alex Gordon, L (1, 7) OBP: 0.354, SLG: 0.450	F FF 94 F FF 94 B KC 78 D KC 78 B FF 95 B FF 95 4-2 1-2 2-3 BB		C CH 84 B FC 82 X FF 94 1-1 ① L8		B FC 88 X CH 84 1-0 ③ G3			B SL 86 C FF 92 S SL 87 B CU 80 B SL 86 B FF 93 4-2 16 E 16 FC1 6 FC6-4 BB	D KC 86 C KC 84 F FF 93 1 SAFE B KC 86 B FF 95 B KC 86 4-2 1-2 BB		B CH 82 C FC 85 B FF 88 F FC 85 X CU 75 2-2 ② F7	3	1	0	0	3	0	1
16 Billy Butler, R (1, 3) OBP: 0.327, SLG: 0.385	C FC 84 F FF 95 F ST 81 F FF 95 S KC 79 0-3 ① K		D FC 82 F FF 94 F CH 89 S KC 79 1-3 ② K 1-2			B FC 84 X FC 83 1-0 ① F9		C SL 87 X SL 88 0-1 FC1 6 FC6-4 13 S 1-3	B FF 95 F FF 95 B KC 85 F FF 95 C FF 95 2-3 ③ K		C FC 85 B CU 76 X FC 82 1-1 13 DI 13 2B 1B	4	0	0	0	0	2	5
1 Jarrod Dyson, L (8, PR) OBP: 0.345, SLG: 0.348 (9, 8)												2	1	1	0	0	1	2
13 Salvador Perez, R (1, 2) OBP: 0.299, SLG: 0.414	S ST 79 F KC 78 F KC 79 F FF 96 S KC 80 0-3 ② K		F ST 78 F KC 78 C FF 95 0-3 ③ K			S FF 94 X ST 79 0-1 ② P3		B SL 88 F SL 89 S CU 82 D SL 88 B SL 88 S SL 88 3-3 ① K 1-2		C FC 87 F CU 78 F FF 92 B FC 87 F FF 88 F CU 78 F FC 87 X FF 92 1-2 6 1B 2 FC5-2 2B	C FC 86 X FC 84 0-1 1-H 2B	6	0	2	1	0	3	6
18 Raul Ibanez, L (1, 10) OBP: 0.260, SLG: 0.293	C FF 95 B ST 82 F FF 95 D KC 81 F FF 96 F FF 96 S FF 96 3-3 ③ K			B FF 92 B FC 84 F FF 93 F CH 85 B KC 77 B FF 95 4-2 8 G3-6-1 6 BB BB	B FC 83 C FF 93 B ST 81 S FF 93 B KC 78 B FF 95 4-2 6 2B BB			B FF 97 B FF 96 B FF 96 I IN 65 4-0 6 FC6-4 IBB	S FC 87 D FC 86 B CU 77 B FF 91 S FC 87 S FC 85 3-3 ① K	F FC 86 S CU 77 B CU 77 B FF 89 F FC 85 B FC 85 F FC 84 F CU 74 C FF 89 3-3 ③ K	1	0	0	0	2	1	3
19 Erik Kratz, R (8, PH) OBP: 0.252, SLG: 0.402 (9, 10)												2	0	0	0	1	2	2
6 Lorenzo Cain, R (1, 8) OBP: 0.341, SLG: 0.407 (9, 9)		C FF 93 S FC 84 B FF 95 B KC 79 X FF 95 2-2 ① F9		B CH 88 B CH 88 C FF 94 B FF 94 B FF 94 4-1 8 G3-6-1 1-2 BB	B FF 95 F FC 87 B ST 80 F FF 94 B KC 78 X FF 95 3-2 1-3 2B	X SI 92 0-0 ② FC6-4 8 S 1-2f 2-3 3-H	B FF 91 X FC 87 1-0 2 FC5-2 8 IBB 2-3 1B	4	0	2	1	1	0	2
8 Mike Moustakas, L (1, 5) OBP: 0.267, SLG: 0.376		B FF 93 C FC 86 S CH 84 S KC 78 1-3 ② K		F FF 94 B FC 88 F CH 85 X KC 79 1-2 ① G3-6-1 1-2f 2-3	C FF 88 F SL 78 F FF 91 B SL 80 X FF 92 1-2 ③ G4-3		C SI 92 D SL 85 F SI 92 D SL 85 X SI 92 2-2 ③ G3 1-2	I IN 71 I IN 76 I IN 72 I IN 69 4-0 2 FC5-2 1-2 IBB		4	0	0	0	1	1	6
2 Alcides Escobar, R (1, 6) OBP: 0.312, SLG: 0.368		B FF 94 S FC 86 X ST 81 1-1 2B		B FF 96 F FC 87 X FF 95 1-1 ③ F8			B FF 92 X SL 88 1-0 ① G4-3		C FF 94 F KC 86 X KC 85 0-2 ① P3	F FF 87 F FC 85 B FF 90 D FC 86 X FC 86 2-2 ② FC5-2 1-2 2-3 3-Hf		5	0	1	0	0	0	4
Inning Stats	R: 0 H: 2 E: 0 LOB: 3 K: 3 BB: 1 S: 21 P: 29	R: 0 H: 1 E: 0 LOB: 1 K: 1 BB: 0 S: 10 P: 17	R: 0 H: 0 E: 0 LOB: 1 K: 2 BB: 1 S: 11 P: 17	R: 0 H: 0 E: 0 LOB: 2 K: 0 BB: 2 S: 8 P: 18	R: 0 H: 0 E: 0 LOB: 0 K: 0 BB: 0 S: 6 P: 8	R: 0 H: 1 E: 0 LOB: 2 K: 0 BB: 1 S: 12 P: 21	R: 0 H: 0 E: 0 LOB: 0 K: 0 BB: 0 S: 4 P: 5	R: 1 H: 0 E: 1 LOB: 3 K: 1 BB: 2 S: 11 P: 24	R: 0 H: 1 E: 0 LOB: 2 K: 2 BB: 1 S: 13 P: 21	R: 0 H: 2 E: 0 LOB: 3 K: 2 BB: 1 S: 18 P: 30	R: 1 H: 2 E: 0 LOB: 1 K: 2 BB: 0 S: 17 P: 24	1B: 5 SF: 0 2B: 4 SAC: 0 3B: 0 DP: 1 HR: 0 HBP: 0						

PITCHER		IP	WLS	BF	H	R	ER	SO	BB	IBB	HBP	BLK	WP	HR	S	P	ERA	WHIP
47 Trevor Bauer, R ERA: 3.99	(1, 1)	5.2		25	4	0	0	6	5	0	0	0	1	0	64	105	0.00	1.588
57 Kyle Crockett, L ERA: 1.82	(6, 1)	0.1	H	1	0	0	0	0	0	0	0	0	0	0	4	5	0.00	0.000
48 Scott Atchison, R ERA: 2.73	(7, 1)	1.1	H	6	0	1	0	1	1	0	0	0	0	0	11	19	0.00	0.750
50 Nick Hagadone, L ERA: 1.37	(8, 1)	0.0		1	0	0	0	0	0	1	0	0	0	0	0	4	∞	∞
20 C.C. Lee, R ERA: 3.27	(8, 1)	0.1	B	1	0	0	0	0	0	0	0	0	0	0	1	1	0.00	0.000

PITCHER		IP	WLS	BF	H	R	ER	SO	BB	IBB	HBP	BLK	WP	HR	S	P	ERA	WHIP
35 Marc Rzepczynski, L ERA: 2.98	(8, 1)	0.1		1	0	0	0	0	0	0	0	0	0	0	3	5	0.00	0.000
37 Cody Allen, R ERA: 1.68	(9, 1)	1.0		5	1	0	0	2	1	0	0	0	0	0	13	21	0.00	2.000
43 Josh Tomlin, R ERA: 4.4	(10, 1)	2.0	W	11	4	1	1	4	0	1	0	0	0	0	35	54	4.50	2.000

AB	42
R	2
H	9
RBI	2
BB	9
SO	13
LOB	35

WP: 1 PA: 51
PB: 0
SB: 3
CS: 0

Batter	1	2	3	4	5	6	7	8	9	10	AB	R	H	RBI	BB	SO	LOB
24 Michael Bourn, L (1, 8) OBP: 0.321, SLG: 0.378	B X 1-0 F7 ①		C CU 78 B SI 94 F FF 92 X FF 93 1-2 F7 ②		C CU 75 C CU 78 C CU 78 0-3 K ②		F FF 90 B FF 90 C CU 73 1 SAFE X FF 92 1-2 FC6-4 11 1B ② 1-2f		S FF 96 B FF 97 B KC 87 S FC 93 B FC 90 B FC 94 4-2 1-2 BB		4	0	0	0	1	1	2
11 José Ramírez, S (1, 6) OBP: 0.302, SLG: 0.328	C FF 96 B CU 78 F CU 79 B S 2-3 K ②		F CU 78 B FF 94 B CH 84 B CH 84 B FF 92 4-1 23 2B 1-2 BB		B CH 83 X FF 92 1-0 G5-3 ③		B SI 98 S SI 96 1 SAFE 1 SAFE F FF 98 B FF 99 D CH 89 F FF 97 X SI 98 3-2 1-2 1B		F FC 93 X KC 87 0-1 G4-3 ③		4	0	1	0	1	1	2
23 Michael Brantley, L (1, 7) OBP: 0.368, SLG: 0.496	C F F B S 1-3 K ③		C CU 78 C SI 95 X FF 95 0-2 1-3 2-H 2B			X FF 91 0-0 F8 ①	C FF 99 X FF 98 0-1 P5 ③			C FF 97 B FS 89 B FF 96 B FF 96 F FF 96 X FF 96 3-2 G5-3 ①	5	0	1	1	0	1	2
41 Carlos Santana, S (1, 3) OBP: 0.365, SLG: 0.424		X FF 95 0-0 G6-3 ①	B FF 94 B FF 93 F FF 93 F FF 93 B CU 80 F FF 94 F CU 78 F FF 95 X FF 94 3-2 P6 ③			C FF 93 C CU 77 B CU 77 B CU 78 B CH 83 X FF 92 3-2 10 1B 1B		C FF 98 X CH 90 0-1 G3-1 ①		S FS 89 B FS 90 C FS 89 B FF 95 F SL 87 B FS 89 C FF 97 3-3 K ②	5	0	1	0	0	1	2
22 Jason Kipnis, L (1, 4) OBP: 0.318, SLG: 0.343 48 Scott Atchison, R (10, 1)		B FF 93 X FF 92 1-0 F8 ②		B FF 91 F FF 91 F CU 77 F CU 78 B FF 94 F FF 92 X CU 76 2-2 F8 ①		C FF 90 B CU 76 B FF 91 X CU 75 2-1 F8 ②		C CH 90 C FF 99 F FF 100 S FF 100 0-3 K ②		X FF 97 0-0 E3 10 1B 8 2B	5	1	0	0	0	1	1
10 Yan Gomes, R (1, 10) OBP: 0.329, SLG: 0.480 (10, 2)		B FF 94 C FF 93 B FF 94 F CH 84 F CU 78 X FF 96 2-2 1B		C CU 76 X CH 84 0-1 4 E 4 SF8 1B		B SI 94 X CH 83 1-0 1-2 1B		X FF 100 0-0 F8 ③		C SL 87 B SL 85 C SL 86 B SL 89 X FF 97 2-2 1-3 8 2B 1B	5	2	4	0	0	0	0
4 Mike Aviles, R (1, 5) OBP: 0.271, SLG: 0.336 8 Lonnie Chisenhall, L (10, PH) OBP: 0.359, SLG: 0.461 (10, 5)		X FF 93 0-0 F8 ③		1 SAFE C SI 95 X FF 95 0-1 SF8 ② 1-H		C FF 93 B CU 76 F FF 93 X CU 76 1-2 G4-3 ③			B FF 93 F FF 94 X SI 95 1-1 G6-3 ①	C SL 89 C SL 88 X SL 88 0-2 1-H 3-H 2B	3 1	0 0	0 1	1 2	0 0	0 0	3 0
55 Roberto Pérez, R (1, 2) OBP: 0.306, SLG: 0.362 1 Justin Sellers, R (10, 4) OBP: 0.316, SLG: 0.188			S SI 93 B SI 94 B FF 94 C CH 85 B FF 95 F FF 94 B FF 93 4-2 11 BB 23 2B BB	C CH 84 F CH 83 B FF 95 C CH 83 1-3 K ③			B FF 92 B FF 91 C FF 90 F FF 92 X CH 83 2-2 G5-3 ①		S FF 95 B KC 85 B KC 85 B FF 96 X FF 96 3-1 P3 ②	S SL 88 B FS 88 C S 1-3 K ③	4 0	1 0	0 0	0 0	1 0	2 0	1 0
62 Tyler Holt, R (1, 9) OBP: 0.353, SLG: 0.344			C FF 93 D CU 78 F FF 92 F FF 93 S CU 77 1-3 K ①		F SI 91 F CU 77 F FF 93 B CU 75 B CU 79 F FF 92 S CH 84 2-3 K ①		C CH 82 B FF 91 B FF 90 B FF 90 C FF 90 B FF 92 4-2 24 FC6-4 BB		B FF 95 X KC 85 1-0 24 S 1B		3	0	1	0	1	2	1
Inning Stats	R: 0 E: 0 K: 2 S: 8 / H: 0 LOB: 0 BB: 0 P: 12	R: 0 E: 0 K: 0 S: 7 / H: 1 LOB: 1 BB: 0 P: 10	R: 1 E: 0 K: 1 S: 20 / H: 1 LOB: 2 BB: 2 P: 33	R: 1 E: 1 K: 1 S: 12 / H: 1 LOB: 0 BB: 0 P: 15	R: 0 E: 0 K: 2 S: 9 / H: 0 LOB: 0 BB: 0 P: 12	R: 0 E: 0 K: 0 S: 10 / H: 2 LOB: 2 BB: 0 P: 17	R: 0 E: 0 K: 0 S: 14 / H: 1 LOB: 2 BB: 1 P: 24	R: 0 E: 0 K: 1 S: 7 / H: 0 LOB: 0 BB: 0 P: 7	R: 0 E: 0 K: 0 S: 9 / H: 1 LOB: 2 BB: 1 P: 18	R: 2 E: 1 K: 2 S: 17 / H: 2 LOB: 1 BB: 0 P: 26	1B: 7 2B: 2 3B: 0 HR: 0	SF: 1 SAC: 0 DP: 0 HBP: 0					

PITCHER		IP	WLS	BF	H	R	ER	SO	BB	IBB	HBP	BLK	WP	HR	S	P	ERA	WHIP
41 Danny Duffy, L ERA: 2.42	(1, 1)	6.2		28	5	2	1	6	3	0	0	0	0	0	74	114	1.35	1.200
40 Kelvin Herrera, R ERA: 1.39	(7, 1)	1.1		5	1	0	0	1	0	0	0	0	0	0	13	16	0.00	0.750
17 Wade Davis, R ERA: 0.75	(9, 1)	1.0		5	1	0	0	0	1	0	0	0	0	0	9	18	0.00	2.000
56 Greg Holland, R ERA: 1.66	(10, 1)	1.0	L	6	2	2	0	2	0	0	0	0	0	0	17	26	0.00	2.000

PITCHER	IP	WLS	BF	H	R	ER	SO	BB	IBB	HBP	BLK	WP	HR	S	P	ERA	WHIP

TOP

Cleveland Indians @ Kansas City Royals

Progressive Field, Cleveland, OH

Sun Aug 31 2014, 8:08 PM - 6:15 PM EDT

Att. 39,009 - Partly Cloudy - 90 F

livebaseballscorecards.com

AB	39
R	4
H	9
RBI	4
BB	4
SO	9
LOB	14

WP: 0 PB: 0 SB: 1 CS: 0 PA: 44

Batter	1	2	3	4	5	6	7	8	9	10	AB	R	H	RBI	BB	SO	LOB
23 Norichika Aoki, L (1, 9) OBP: 0.332, SLG: 0.332 1 Jarrod Dyson, L (10, PR) OBP: 0.345, SLG: 0.348	C SI 92 B SI 92 B SI 92 F SI 92 X SI 94 2-2 14 1B 4 SF7 1B		C SI 91 X CU 77 0-1 ② F8			B SI 88 C SI 90 F SI 89 S SL 85 1-3 ① K		B FC 95 S FC 95 X FC 95 1-1 ② G4-3 1-3		C SL 88 F CU 79 X FF 92 0-2 14 S 2-H 1B	5 0	1 0	2 0	1 0	0 0	1 0	1 0
14 Omar Infante, R (1, 4) OBP: 0.294, SLG: 0.352	1 SAFE B SI 92 X SI 92 1-0 16 HBP 1-3 1B		C CH 81 B SI 90 X CH 82 1-1 ③ F8			C SI 90 C SI 91 S SL 83 0-3 ② K		S SL 82 C SL 81 S SL 83 0-3 ③ K		B SL 89 B SL 88 C SL 90 X SL 89 2-1 ③ P6 1-2	5	0	1	0	0	2	2
4 Alex Gordon, L (1, 7) OBP: 0.355, SLG: 0.457	X SI 90 0-0 ① SF7 3-H			B SL 83 C SI 91 B SL 84 F CH 82 B SL 86 X SI 93 3-2 16 G6-4-3 1B		C SL 83 B SI 89 C CH 82 B SI 92 B SL 85 X SI 92 3-2 ③ G5-3			S KC 87 B KC 86 B KC 87 X FF 95 2-1 HR		3	1	2	2	0	0	0
16 Billy Butler, R (1, 3) OBP: 0.327, SLG: 0.383	C CH 83 S SL 84 H SL 83 1-2 13 G4-3 1-2 HBP			B SI 91 1 SAFE C CH 82 B SI 91 X SI 89 2-1 ①② G6-4-3 1-2f			F SI 87 C CH 80 B SL 82 S SL 80 1-3 ① K		C FF 96 B KC 88 X FF 95 1-1 ① G6-3		3	0	0	0	0	1	1
13 Salvador Perez, R (1, 10) OBP: 0.298, SLG: 0.413	C CH 82 X SI 91 0-1 ②③ G4-3 1-2f			C SL 85 X SI 90 0-1 ③ G6-3			X SI 90 0-0 6 FC5-4 1B		B FF 96 F FF 95 X KC 86 1-1 ② G5-3		4	0	1	0	0	0	2
6 Lorenzo Cain, R (1, 8) OBP: 0.337, SLG: 0.403		C CH 81 B SL 81 X CH 83 1-1 ① G5-3			C SI 88 B SL 82 X SI 90 1-1 ① G3-1		B SI 86 F CH 80 X SL 82 1-1 ② FC5-4 1-2f		X KC 86 0-0 ③ G6-3		4	0	0	0	0	0	1
8 Mike Moustakas, L (1, 5) OBP: 0.267, SLG: 0.375 0 Terrance Gore, R (10, PR)		C SL 84 X SI 89 0-1 ② G3			B SL 85 C SI 92 F SL 87 B SI 93 X SI 92 2-2 ② G6-3		1 SAFE 1 SAFE X SI 88 0-0 ③ G3			C SL 87 B SL 86 B SL 87 F FF 91 X SL 88 2-2 35 S 23 1B 1B	4 0	0 1	1 0	0 0	0 0	0 0	1 0
19 Erik Kratz, R (1, 2) OBP: 0.255, SLG: 0.410 35 Eric Hosmer, L (10, PH) OBP: 0.312, SLG: 0.376		C SI 91 B SL 84 B SI 91 B SL 83 C SI 91 F SI 92 F CH 83 X SI 91 3-2 ③ F9			X SL 84 0-0 2B			B FC 93 C SL 81 F SL 82 F FC 95 F FC 93 X FC 93 1-2 ① G5-3		B FF 90 S SL 88 F SL 88 S CU 80 1-3 ① K 1-2	3 1	0 0	1 0	0 0	0 0	0 1	0 1
2 Alcides Escobar, R (1, 6) OBP: 0.312, SLG: 0.367			B SI 87 F SI 89 B SL 83 F CH 82 S SL 83 2-3 ① K		B CH 82 F CH 81 B SI 90 F SI 91 B SI 91 S SL 85 3-3 ③ K			C FC 93 X FC 93 0-1 23 E 23 S 1B		B SL 86 B FF 91 X SL 87 2-0 ② G5-3	4	0	1	0	0	2	3
Inning Stats	R: 1 E: 0 K: 0 S: 9 H: 2 LOB: 1 BB: 0 P: 13	R: 0 E: 0 K: 0 S: 9 H: 0 LOB: 0 BB: 0 P: 13	R: 0 E: 0 K: 1 S: 7 H: 0 LOB: 0 BB: 0 P: 10	R: 0 E: 0 K: 0 S: 7 H: 1 LOB: 0 BB: 0 P: 12	R: 0 E: 0 K: 1 S: 9 H: 1 LOB: 1 BB: 0 P: 15	R: 0 E: 0 K: 2 S: 9 H: 0 LOB: 0 BB: 0 P: 13	R: 0 E: 0 K: 1 S: 7 H: 1 LOB: 1 BB: 0 P: 9	R: 0 E: 0 K: 1 S: 12 H: 1 LOB: 1 BB: 0 P: 14	R: 1 E: 0 K: 0 S: 7 H: 1 LOB: 0 BB: 0 P: 11	R: 1 E: 0 K: 1 S: 12 H: 2 LOB: 2 BB: 0 P: 19	1B: 7 2B: 1 3B: 0 HR: 1	SF: 1 SAC: 0 DP: 2 HBP: 1	WP: 0 PB: 0 SB: 3 CS: 0	PA: 38				

PITCHER		IP	WLS	BF	H	R	ER	SO	BB	IBB	HBP	BLK	WP	HR	S	P	ERA	WHIP
58 TJ House, L ERA: 3.92	(1, 1)	7.0		25	5	1	1	5	0	0	1	0	0	0	57	85	1.29	0.714
27 Bryan Shaw, R ERA: 2.34	(8, 1)	1.0	H	4	1	0	0	1	0	0	0	0	0	0	12	14	0.00	1.000
37 Cody Allen, R ERA: 1.8	(9, 1)	1.0	W	4	1	1	1	0	0	0	0	0	0	1	7	11	9.00	1.000
57 Kyle Crockett, L ERA: 1.82	(10, 1)	0.0		0	0	0	0	0	0	0	0	0	0	0	0	0	∞	∞
48 Scott Atchison, R ERA: 2.83	(10, 1)	1.0	S	5	2	1	1	1	0	0	0	0	0	0	12	19	9.00	2.000

PITCHER	IP	WLS	BF	H	R	ER	SO	BB	IBB	HBP	BLK	WP	HR	S	P	ERA	WHIP

BOTTOM

Cleveland Indians @ Kansas City Royals

Progressive Field, Cleveland, OH

Sun Aug 31 2014, 8:08 PM - 6:15 PM EDT
Att. 39,009 - Partly Cloudy - 90 F

livebaseballscorecards.com

AB	36
R	3
H	9
RBI	3
BB	0
SO	7
LOB	12

Detroit Tigers @ Cleveland Indians

Progressive Field, Cleveland, OH

Mon Sep 01 2014, 4:14 PM - 7:43 PM EDT

Att. 23,296 - Partly Cloudy - 86 F

TOP

livebaseballscorecards.com

Batter	1	2	3	4	5	6	7	8	9	AB	R	H	RBI	BB	SO	LOB
3 Ian Kinsler, R (1, 4) OBP: 0.314, SLG: 0.423	C SI 94 B SI 95 F SL 90 X SI 96 1-2 24 HR 3B	B SL 87 S SL 90 X SI 94 1-1 ① G6-3	B SI 95 C SI 96 B SI 97 X SI 96 2-1 E5	C SI 97 X FF 96 0-1 1-2 2-3 1B	C FF 94 X SL 86 0-1 ① G2-3	B FF 96 C FF 95 B SL 86 X FF 96 2-1 33 1B 18 HR 1B	5	1	2	0	0	0	0
26 Hernán Pérez, R (9, PH) OBP: 1.000, SLG: 1.000										1	1	1	0	0	0	0
(9, 4)																
48 Torii Hunter, R (1, 9) OBP: 0.315, SLG: 0.445	B SL 91 F SI 94 F SI 95 S SL 91 1-3 ① K	C SI 93 B SI 94 F SL 89 B FF 96 B FF 95 X SL 89 3-2 ② F8	C SI 97 S SL 81 X SI 98 0-2 ③ G4-3	X FF 97 0-0 ③ G6-3	C SI 94 B FF 95 S SL 85 B SL 86 F FF 94 B CH 90 X FF 94 3-2 ② G6-3	F FF 97 B SL 86 F CH 89 F FF 97 F FF 97 B SL 87 X SL 87 2-2 1-2 18 HR 1B	5	0	0	0	0	1	5
33 Steven Moya, L (9, PH) OBP: 1.000, SLG: 1.000										1	1	1	0	0	0	0
(9, 9)																
24 Miguel Cabrera, R (1, 10) OBP: 0.367, SLG: 0.501	C SI 95 X CH 87 0-1 3-H HR	X SL 89 0-0 41 HR 1B	C FF 95 C FF 96 B SL 83 B FF 98 S SL 82 2-3 ① K	B SL 81 B FF 95 X SI 96 2-0 41 2B 13 1B 1B	X FF 94 0-0 HR	B FF 97 B FF 96 X FF 96 2-0 1-H 2-H HR	5	4	4	3	0	1	0
18 Tyler Collins, L (9, PH) OBP: 0.250, SLG: 0.400										1	1	1	3	0	0	0
(9, 10)																
41 Victor Martinez, S (1, 3) OBP: 0.400, SLG: 0.563	B SI 95 C SL 90 B SI 96 B SI 96 C SL 90 B SL 92 4-2 28 1B BB	C SI 94 C CU 83 X SI 94 0-2 1-H HR	S FF 94 B SL 79 X FF 94 1-1 ② F7	B FF 95 X FF 94 1-0 13 1B 1-3 30 1B 2B	B FF 95 C FF 94 B SI 94 F SI 94 B CH 87 F FF 95 B CH 89 4-2 9 1B 28 HBP 13 1B BB	B SL 87 B FF 97 X FF 96 2-0 F8	3	2	2	2	2	0	0
32 Don Kelly, L (8, PR) OBP: 0.344, SLG: 0.299										1	1	0	0	0	0	0
(8, 3)																
28 J.D. Martinez, R (1, 7) OBP: 0.348, SLG: 0.550	S SL 90 B SI 96 X SI 95 1-1 9 G6-4-3 1-2 1B	C SL 82 B SL 89 B SI 93 S SL 90 X FF 94 2-2 HR	S CU 80 B SI 94 S FF 96 F FF 96 S SI 88 1-3 ③ K	I IN 45 I IN 50 I IN 47 I IN 46 4-0 30 1B 13 1B IBB	C SL 85 B SI 93 D SL 86 H SI 93 3-1 13 1B 9 1B 1-2 HBP	S SL 89 S SL 86 S SL 88 0-3 ③ K	4	1	2	1	1	2	0
9 Nick Castellanos, R (1, 5) OBP: 0.313, SLG: 0.412	S SL 92 S SL 91 B CU 84 X SL 91 1-2 ② ③ G6-4-3 1-2f	C SI 94 B SL 90 X CU 82 1-1 1B	F FF 94 B SL 82 X FF 95 1-1 3 1B 61 1B 1B	D SL 82 D SI 94 C FF 96 B FF 97 C FF 96 C SI 97 3-3 ① K	F SI 93 B SL 85 B FF 94 X FF 94 2-1 13 1B 1-2 2-3 1B		5	0	3	0	0	1	5
13 Alex Avila, L (1, 2) OBP: 0.327, SLG: 0.371		B SI 93 C SL 87 B SI 94 B SI 93 F SI 95 F SL 90 B SI 94 4-2 61 G4-6-3 BB	C FF 88 F SL 80 B FF 91 X SL 81 1-2 ③ G4-3	C FF 92 F FF 92 S CU 80 0-3 ① K	B FF 96 D FF 96 B FF 96 C FF 95 X FF 95 3-1 30 1B 1-2 2-3 3-H 1B	B SI 93 F SI 94 X SI 92 1-1 1-2 2-3 3-H 1B	4	0	2	2	1	1	2
34 James McCann, R (9, 2)										0	0	0	0	0	0	0
30 Eugenio Suárez, R (1, 6) OBP: 0.322, SLG: 0.355	C SI 93 C SL 91 F SI 95 F SL 89 T SI 95 0-2 ① K	X FF 94 0-0 ① G5-3	C FF 91 F FF 94 B SI 95 X CU 80 1-2 ② F7	B FF 96 X FF 96 1-0 61 G6-3 1-2 2-3 3-H 1B	X FF 92 0-0 ③ P2		5	0	1	1	0	1	5
61 Ezequiel Carrera, L (1, 8) OBP: 0.298, SLG: 0.364	X FF 93 0-0 ② ③ G4-6-3 1-2f	B FF 93 B FF 93 C FF 93 T FF 94 X SI 96 2-2 ② G4-3	B SI 93 X FF 93 1-0 3 1B 1-2 1B	F FF 96 S SL 82 X SL 81 0-2 ② ③ G6-3 1-2f	X FF 96 0-0 ① F7		5	0	1	0	0	0	4

	AB	45
	R	12
	H	20
	RBI	12
	BB	4
	SO	7
	LOB	21

Inning Stats	1	2	3	4	5	6	7	8	9
	R: 2 E: 0 K: 1 S: 15	H: 3 LOB: 1 BB: 1 P: 23	R: 0 E: 0 K: 1 S: 9	H: 0 LOB: 0 BB: 1 P: 13	R: 3 E: 0 K: 0 S: 17	H: 4 LOB: 1 BB: 0 P: 25	R: 0 E: 1 K: 0 S: 9	H: 0 LOB: 1 BB: 0 P: 13	R: 0 E: 0 K: 2 S: 9	H: 0 LOB: 0 BB: 0 P: 13
	R: 0 E: 0 K: 1 S: 12	H: 3 LOB: 3 BB: 0 P: 15	R: 2 E: 0 K: 1 S: 11	H: 4 LOB: 2 BB: 1 P: 25	R: 2 E: 0 K: 0 S: 16	H: 3 LOB: 3 BB: 1 P: 29	R: 3 E: 0 K: 1 S: 13	H: 3 LOB: 0 BB: 0 P: 21	1B: 13 2B: 1 3B: 1 HR: 5	SF: 0 SAC: 0 DP: 3 HBP: 1

WP: 0 PB: 0 SB: 0 CS: 0 PA: 50

PITCHER		IP	WLS	BF	H	R	ER	SO	BB	IBB	HBP	BLK	WP	HR	S	P	ERA	WHIP
28 Corey Kluber, R ERA: 2.72	(1, 1)	2.2	L	15	7	5	5	2	2	0	0	0	0	3	38	57	16.88	3.375
57 Kyle Crockett, L ERA: 1.8	(3, 1)	0.1		1	0	0	0	0	0	0	0	0	0	0	3	4	0.00	0.000
34 Zach McAllister, R ERA: 5.89	(4, 1)	3.1		17	5	2	2	4	0	1	0	0	0	0	35	56	5.40	1.500
50 Nick Hagadone, L ERA: 1.33	(7, 1)	0.2		3	2	0	0	0	0	0	0	0	0	0	6	10	0.00	3.000
56 Bryan Price, R ERA: 18.0	(8, 1)	1.0		8	3	2	2	0	1	0	1	0	0	1	16	29	18.00	4.000

PITCHER		IP	WLS	BF	H	R	ER	SO	BB	IBB	HBP	BLK	WP	HR	S	P	ERA	WHIP
49 Austin Adams, R ERA: 14.54	(9, 1)	1.0		6	3	3	3	1	0	0	0	0	0	1	13	21	27.00	3.000

BOTTOM

Detroit Tigers @ Cleveland Indians

Progressive Field, Cleveland, OH

Mon Sep 01 2014, 4:14 PM - 7:43 PM EDT

Att. 23,296 - Partly Cloudy - 86 F

Batter	1	2	3	4	5	6	7	8	9	AB	R	H	RBI	BB	SO	LOB
24 Michael Bourn, L (1, 8) OBP: 0.323, SLG: 0.380 62 Tyler Holt, R (8, 8) OBP: 0.343, SLG: 0.333	C SI 93 C SI 93 X KC 81 0-2 ① F7	S CH 87 X CH 87 0-1 ③ G4-3			S FF 94 B SI 95 F SI 94 X SI 96 1-2 1B		B FC 88 C FC 86 B CH 85 X FF 94 2-1 1B		F SI 93 C CU 78 C CU 79 0-3 ③ K 1-2	4 1	0 0	2 0	0 0	0 0	0 1	2 1
11 José Ramírez, S (1, 6) OBP: 0.294, SLG: 0.319	C SI 94 B SI 94 B CH 86 S SI 95 X SI 96 2-2 ② P3		C SI 94 B CH 86 F CH 85 S FF 96 1-3 ① K		C CH 87 F CH 87 F SI 94 S SI 97 0-3 ① K		B SI 94 C SI 94 S FF 95 F SI 95 S FF 96 1-3 ② K			4	0	0	0	0	3	3
23 Michael Brantley, L (1, 7) OBP: 0.369, SLG: 0.495 55 Roberto Pérez, R (8, 2) OBP: 0.306, SLG: 0.362	B SI 95 X SI 95 1-0 41 2B 1B		C SI 94 B KC 84 B CH 86 B SI 95 B SI 95 4-1 41 G6-4-3 BB		X SI 96 0-0 ② F7		C SI 96 X FC 89 0-1 ③ G4-3			3 0	1 0	1 0	0 0	1 0	0 0	3 0
41 Carlos Santana, S (1, 3) OBP: 0.364, SLG: 0.424	B FF 95 X FF 96 1-0 1-H 2B		B SI 96 1 SAFE C CH 86 B FC 90 B CH 86 X SI 95 3-1 ② ③ G6-4-3 1-2f		F CH 87 B SI 96 S FF 96 B SI 97 F SI 96 C FC 92 2-3 ③ K			C SI 94 C SL 87 F SI 95 F SI 95 F SL 88 X SI 95 0-2 ① F7		4	0	1	1	0	1	3
10 Yan Gomes, R (1, 2) OBP: 0.327, SLG: 0.476 38 Chris Dickerson, L (8, 9) OBP: 0.309, SLG: 0.327	C FF 96 S CH 86 S SI 95 0-3 ③ K			B SI 94 C CH 86 X CH 87 1-1 ① P3		F SI 94 B FC 90 X FF 95 1-1 ① G5-3		B SL 87 S SI 95 F SI 95 F FF 96 S SL 88 1-3 ② K		3 1	0 0	0 0	0 0	0 0	1 1	1 0
22 Jason Kipnis, L (1, 4) OBP: 0.317, SLG: 0.343		C FF 93 B SI 94 F CH 86 C SI 95 1-3 ① K		X SI 95 0-0 1B		B CH 86 B CH 87 B FF 95 C SI 94 C SI 96 X SI 96 3-2 ② G1		C SI 95 B FF 96 X SL 87 1-1 ③ F7		4	0	1	0	0	1	0
4 Mike Aviles, R (1, 9) OBP: 0.270, SLG: 0.334 6 Zach Walters, S (4, 9) OBP: 0.248, SLG: 0.467 (8, 7)		C SI 95 B CH 87 B CH 87 X SI 95 2-1 ② P4		F CH 87 1 SAFE B CH 84 S SI 95 S SI 95 1-3 ② K		X CH 87 0-0 1B			B SI 92 C SI 92 X CH 86 1-1 ① G4-3	1 3	0 0	0 1	0 0	0 1	0 1	0 1
36 Jesús Aguilar, R (1, 10) OBP: 0.304, SLG: 0.167 72 Jason Giambi, L (9, PH) OBP: 0.208, SLG: 0.271		C SI 96 B FC 91 B SI 95 B FF 95 F FF 96 B SI 96 4-2 8 2B BB		C CH 86 S FF 96 S FF 96 0-3 ③ K		B SI 95 B CH 86 X FF 96 2-0 ③ F8			F SI 93 B SI 94 F CH 86 B SI 93 T SI 94 2-2 ② K	2 1	0 0	0 0	0 0	1 0	1 1	2 0
8 Lonnie Chisenhall, L (1, 5) OBP: 0.363, SLG: 0.465		C SI 96 B FF 97 F SI 96 F SI 97 X SI 96 1-2 1-3 2B			C CH 86 X FC 90 0-1 24 1B 1B		C SI 91 T FC 88 X SI 94 0-2 ① F8		B SI 94 F CH 88 H SI 93 2-1 62 DI HBP	3	0	2	0	0	0	0
Inning Stats	R: 1 H: 2 E: 0 LOB: 1 K: 1 BB: 0 S: 11 P: 15	R: 0 H: 1 E: 0 LOB: 2 K: 1 BB: 1 S: 13 P: 21	R: 0 H: 0 E: 0 LOB: 0 K: 1 BB: 1 S: 6 P: 14	R: 0 H: 1 E: 0 LOB: 1 K: 2 BB: 0 S: 9 P: 11	R: 0 H: 2 E: 0 LOB: 2 K: 2 BB: 0 S: 14 P: 17	R: 0 H: 1 E: 0 LOB: 1 K: 0 BB: 0 S: 7 P: 13	R: 0 H: 1 E: 0 LOB: 1 K: 1 BB: 0 S: 11 P: 14	R: 0 H: 0 E: 0 LOB: 0 K: 1 BB: 0 S: 12 P: 14	R: 0 H: 0 E: 0 LOB: 1 K: 2 BB: 0 S: 9 P: 14	1B: 6 SF: 0 2B: 2 SAC: 0 3B: 0 DP: 1 HR: 0 HBP: 1						

livebaseballscorecards.com

AB	34
R	1
H	8
RBI	1
BB	2
SO	11
LOB	16

WP: 0 PA: 37
PB: 0
SB: 0
CS: 0

PITCHER		IP	WLS	BF	H	R	ER	SO	BB	IBB	HBP	BLK	WP	HR	S	P	ERA	WHIP
14 David Price, L ERA: 3.25	(1, 1)	7.0	W	30	8	1	1	8	2	0	0	0	0	0	71	105	1.29	1.429
62 Al Alburquerque, R ERA: 2.55	(8, 1)	1.0		3	0	0	0	1	0	0	0	0	0	0	12	14	0.00	0.000
49 Jim Johnson, R ERA: 7.23	(9, 1)	1.0		4	0	0	0	2	0	0	1	0	0	0	9	14	0.00	0.000

PITCHER	IP	WLS	BF	H	R	ER	SO	BB	IBB	HBP	BLK	WP	HR	S	P	ERA	WHIP

Detroit Tigers @ Cleveland Indians

Progressive Field, Cleveland, OH

Tue Sep 02 2014, 7:07 PM - 10:59 PM EDT

Att. 9,990 - Cloudy - 73 F

livebaseballscorecards.com

TOP

Batter	1	2	3	4	5	6	7	8	9	AB	R	H	RBI	BB	SO	LOB
3 Ian Kinsler, R (1, 4) OBP: 0.313, SLG: 0.421	C FF 96 F FF 98 S SL 87 0-3 K	F SL 88 X SL 88 0-1 G5-3		B FF 96 C CU 83 S SI 95 S SL 87 1-3 K		C FF 92 1 SAFE B SL 89 X SL 89 1-1 48 G4-6-3 1-3 1B		C FC 94 C SL 83 B FC 95 B FC 95 F SL 84 X SL 83 2-2 G3 1-2		5	0	1	0	0	2	6
48 Torii Hunter, R (1, 9) OBP: 0.313, SLG: 0.442	B FF 98 F FF 97 F SI 96 X SL 87 1-2 G5-3		B SL 86 F FF 96 F CH 90 F CU 83 F CH 91 X SL 88 1-2 G6-3	F FF 97 D CH 91 S SL 88 S SL 89 1-3 K		F SL 89 1 SAFE F SL 88 B FF 92 X SL 90 1-2 G4-6-3 1-2f			B FF 97 S FF 97 B FF 98 F FF 97 B KC 88 F FF 97 F FF 97 B FF 97 4-2 24 1B 28 HR BB	4	1	0	0	1	1	4
24 Miguel Cabrera, R (1, 10) OBP: 0.369, SLG: 0.504 33 Steven Moya, L (9, PR) OBP: 1.000, SLG: 1.000 (9, 10)	F FF 97 S SL 88 C FF 98 0-3 K		S CU 83 F SL 87 X SI 93 0-2 28 1B 1B		X SL 87 0-0 41 1B 2B		C CU 80 B SL 89 S SL 87 B FF 93 S CU 82 2-3 K		D KC 86 F FF 96 S FF 96 D KC 88 B FF 96 F FF 97 X FF 97 3-2 28 HR 1-2 1B	5 0	0 1	3 0	0 0	0 0	2 0	0 0
41 Victor Martinez, S (1, 3) OBP: 0.402, SLG: 0.566		B FF 96 X FF 96 1-0 9 1B 28 1B 13 BB 1B	D SL 88 B CH 89 C CH 88 F SL 87 D CU 84 F CH 89 X SI 96 3-2 F8		C CH 90 X SL 89 0-1 2-3 1B		C FF 93 F SL 89 B FF 94 X SL 84 1-2 2B		B FF 96 D FF 96 X FF 96 2-0 F8	5	1	3	0	0	0	3
28 J.D. Martinez, R (1, 7) OBP: 0.352, SLG: 0.559		X SI 95 0-0 13 BB 9 1B 1-2 1B	F SL 86 X SL 86 0-1 1-2 1B		B FF 97 F SI 95 F CH 91 F SL 86 C CH 89 1-3 K		F SL 88 S CU 81 S SL 88 0-3 K		D KC 87 X FF 96 1-0 1-H 2-H HR	5	1	3	3	0	2	3
9 Nick Castellanos, R (1, 5) OBP: 0.314, SLG: 0.411 32 Don Kelly, L (9, 5) OBP: 0.344, SLG: 0.299		X FF 97 0-0 13 BB 1-2 2-3 1B	C FF 97 S SL 86 X SL 88 0-2 G4-3		F FF 98 B SI 96 B SL 88 S SL 88 S SL 88 2-3 K		B SL 89 S SL 89 F SL 89 D CU 83 B SL 89 B SL 90 4-2 BB		C CU 81 S SI 94 B CU 84 X CU 83 1-2 G4-3	4 0	0 0	1 0	0 0	1 0	1 0	5 0
13 Alex Avila, L (1, 2) OBP: 0.327, SLG: 0.369 50 Bryan Holaday, R (6, 2) OBP: 0.268, SLG: 0.270		C CH 89 B SI 97 B CH 90 F FF 96 B FF 98 F SI 97 B SI 97 4-2 1-2 2-3 3-H BB		C FF 94 C SL 86 F SL 87 S FF 96 0-3 K B CH 91 C SL 89 F FF 97 C CU 84 1-3 K		F SL 80 B FC 93 F SL 80 X SL 82 1-2 F7			B CU 84 S SI 94 S SI 94 B CU 83 B SI 94 C SI 93 3-3 K	2 2	0 0	0 0	1 0	1 0	2 1	2 3
30 Eugenio Suárez, R (1, 6) OBP: 0.322, SLG: 0.355 61 Ezequiel Carrera, L (8, PH) OBP: 0.293, SLG: 0.357 17 Andrew Romine, S (8, 6) OBP: 0.261, SLG: 0.265		F SI 97 S SL 88 F FF 97 F SL 87 F SL 88 S CH 90 0-3 K	C SL 86 C CH 90 B CU 82 B FF 97 B SL 87 F FF 97 X FF 97 3-2 20 2B 1B		B FF 96 X SL 84 1-0 G5-3		C FC 92 B SL 81 T FC 93 F FC 93 S SL 82 1-3 K		3 1 0	0 0 0	1 0 0	0 0 0	0 0 0	1 1 0	3 0 0
20 Rajai Davis, R (1, 8) OBP: 0.331, SLG: 0.419		C SL 87 F FF 96 S CH 91 0-3 K	D FF 94 B FF 94 1 SAFE X FF 94 2-0 1-3 2B		C SL 87 B CH 90 C FF 97 X CU 84 1-2 3 1B 1B		B FC 94 F FC 94 C FC 93 B FC 92 F FC 94 B SL 83 X FC 94 3-2 3 CS 1B		4	0	3	0	0	1	3
Inning Stats	R: 0 E: 0 K: 2 S: 9 H: 0 LOB: 0 BB: 0 P: 10	R: 1 E: 0 K: 2 S: 17 H: 3 LOB: 3 BB: 1 P: 22	R: 0 E: 0 K: 0 S: 17 H: 2 LOB: 2 BB: 0 P: 21	R: 0 E: 0 K: 3 S: 15 H: 2 LOB: 2 BB: 0 P: 22	R: 0 E: 0 K: 3 S: 13 H: 2 LOB: 2 BB: 0 P: 17	R: 0 E: 0 K: 0 S: 9 H: 2 LOB: 1 BB: 0 P: 13	R: 0 E: 0 K: 2 S: 14 H: 1 LOB: 2 BB: 1 P: 22	R: 0 E: 0 K: 1 S: 12 H: 1 LOB: 0 BB: 0 P: 18	R: 3 E: 0 K: 1 S: 16 H: 2 LOB: 1 BB: 1 P: 30	1B: 11 2B: 3 3B: 0 HR: 1 SF: 0 SAC: 0 DP: 1 HBP: 0						

	AB	40
	R	4
	H	15
	RBI	4
	BB	3
	SO	14
	LOB	32

WP: 0 PB: 0 SB: 0 CS: 1 PA: 43

PITCHER		IP	WLS	BF	H	R	ER	SO	BB	IBB	HBP	BLK	WP	HR	S	P	ERA	WHIP
59 Carlos Carrasco, R ERA: 2.94	(1, 1)	5.1		27	10	1	1	10	1	0	0	0	0	0	75	98	1.69	2.062
48 Scott Atchison, R ERA: 2.77	(6, 1)	1.1	H	6	2	0	0	2	1	0	0	0	0	0	16	25	0.00	2.250
27 Bryan Shaw, R ERA: 2.3	(7, 1)	1.1	H	4	1	0	0	1	0	0	0	0	0	0	15	22	0.00	0.750
37 Cody Allen, R ERA: 2.24	(9, 1)	0.1	L	4	2	3	3	0	1	0	0	0	0	1	10	20	81.00	9.000
20 C.C. Lee, R ERA: 3.18	(9, 1)	0.2		2	0	0	0	1	0	0	0	0	0	0	6	10	0.00	0.000

PITCHER	IP	WLS	BF	H	R	ER	SO	BB	IBB	HBP	BLK	WP	HR	S	P	ERA	WHIP

Detroit Tigers @ Cleveland Indians

Progressive Field, Cleveland, OH

Tue Sep 02 2014, 7:07 PM - 10:59 PM EDT

Att. 9,990 - Cloudy - 73 F

livebaseballscorecards.com

BOTTOM

Batter	1	2	3	4	5	6	7	8	9	AB	R	H	RBI	BB	SO	LOB
24 Michael Bourn, L (1, 8) OBP: 0.318, SLG: 0.374	C FF 89 F FF 89 B FC 83 B FC 84 B FC 84 F FF 91 X FF 89 3-2 ① G3-1	C FC 83 F CU 76 1 SAFE S CU 77 0-3 ③ K			M FC 83 F FF 87 B CU 76 B FC 84 B SI 90 S FC 87 3-3 ① K	B FC 85 C FC 85 B CU 77 B FF 89 X FF 90 3-1 ③ F8			X FF 91 0-0 ① G4-3	5	0	0	0	0	2	5
11 José Ramírez, S (1, 6) OBP: 0.291, SLG: 0.309	C FF 90 B CH 82 B FF 91 S CH 82 X FF 91 2-2 ② G4-3		B FF 88 F FF 88 F FC 84 S FC 85 1-3 ① K		X FF 89 0-0 ② L9		B FF 88 B CH 78 B FF 88 B FF 89 4-0 23 F7 BB		C FF 92 B CU 83 X FF 92 1-1 ② B4-3	4	0	0	0	1	1	0
23 Michael Brantley, L (1, 7) OBP: 0.371, SLG: 0.495	B FF 90 B FF 91 B FF 91 C FF 90 C FF 90 X FF 91 3-2 41 HR 1B		B CU 76 S FC 84 B FF 89 C FF 90 F FC 84 B CU 76 C FF 90 3-3 ② K		B FF 90 C FF 90 B FC 84 B FC 84 B FF 91 4-1 BB		1 SAFE B FF 89 1 SAFE B FC 84 B FF 89 C FF 89 F FF 89 X FF 90 3-2 ① ② F7 1-2		B CU 83 C FF 92 B SI 92 B SI 88 X FF 92 3-1 1B	4	1	2	0	1	1	1
41 Carlos Santana, S (1, 3) OBP: 0.366, SLG: 0.430	1 SAFE C FF 89 1 SAFE S FF 89 X FF 89 0-2 1-H HR		B CH 81 B FC 87 B FF 89 B FF 88 4-0 BB		B CH 81 B SI 89 C FF 90 F FF 90 B FC 86 S CH 81 3-3 ③ K		C CH 80 B CH 80 B CU 77 B CH 79 B FF 90 4-1 10 1B BB		B CU 84 X SI 93 1-0 ③ F8	3	1	1	2	2	1	2
10 Yan Gomes, R (1, 2) OBP: 0.326, SLG: 0.474	B FF 90 B CH 83 C FF 90 S FC 85 S FC 85 2-3 ③ K		S CH 82 S FF 90 S FC 86 0-3 ③ K			B FF 88 S CH 80 F CH 80 B FC 85 X FC 85 2-2 ① G6-3	C FF 90 B FF 90 X CH 80 1-1 1-2 1B			4	0	1	0	0	2	1
22 Jason Kipnis, L (1, 4) OBP: 0.319, SLG: 0.343		B FF 88 C FF 88 S CU 77 B FC 81 B FF 88 B SI 88 4-1 62 1B 8 S BB		C FF 88 S CU 77 S FC 84 0-3 ① K		C FC 84 B SI 89 F SI 89 X CU 77 1-2 62 S 6 WP 1B	C SL 79 S SI 93 X SL 79 0-2 ③ L9			3	0	1	0	1	1	2
9 Ryan Raburn, R (1, 10) OBP: 0.243, SLG: 0.279 6 Zach Walters, S (6, PH) OBP: 0.252, SLG: 0.462 (7, 10)		B FF 88 1 SAFE B FF 88 B SI 88 C FF 89 F FF 88 X FF 89 3-2 ① F7		X CH 82 0-0 1B		B SI 92 1 SAFE B SL 87 B SI 92 C SI 92 B SI 93 4-1 62 BB 1-2 BB		X SI 94 0-0 ① G4-3		2 1	0 0	1 0	0 0	0 1	0 0	1 0
8 Lonnie Chisenhall, L (1, 5) OBP: 0.360, SLG: 0.460		1 SAFE 1 SAFE 1 SAFE C FF 89 F FC 86 F FC 84 S SI 89 0-3 ② K 1-2		F FC 85 X FC 84 0-1 ② P6		S SL 85 B SL 86 F SI 93 B SL 86 D SL 86 F SI 94 S SL 86 3-3 ② K		C FF 95 F SL 79 B SL 81 X FF 94 1-2 ② F7		4	0	0	0	0	2	4
62 Tyler Holt, R (1, 9) OBP: 0.359, SLG: 0.333		X CH 82 0-0 2-3 1B		B FF 90 B CH 82 C FF 90 C FF 90 S FC 85 2-3 ③ K		B SL 84 B SL 86 C SI 93 B SL 85 F SI 93 B SL 85 4-2 1-2 2-3 BB		X CH 84 0-0 ③ F8		3	0	1	0	1	1	1
Inning Stats	R: 2 E: 0 K: 1 S: 16 H: 2 LOB: 0 BB: 0 P: 26	R: 0 E: 0 K: 2 S: 12 H: 1 LOB: 2 BB: 1 P: 19	R: 0 E: 0 K: 3 S: 10 H: 0 LOB: 1 BB: 1 P: 18	R: 0 E: 0 K: 2 S: 9 H: 1 LOB: 1 BB: 0 P: 11	R: 0 E: 0 K: 2 S: 8 H: 0 LOB: 1 BB: 1 P: 18	R: 0 E: 0 K: 1 S: 15 H: 1 LOB: 3 BB: 2 P: 32	R: 0 E: 0 K: 0 S: 9 H: 1 LOB: 2 BB: 2 P: 21	R: 0 E: 0 K: 0 S: 5 H: 0 LOB: 0 BB: 0 P: 6	R: 0 E: 0 K: 0 S: 6 H: 1 LOB: 1 BB: 0 P: 11							

	AB	33
	R	2
	H	7
	RBI	2
	BB	7
	SO	11
	LOB	17

1B: 6 SF: 0
2B: 0 SAC: 0
3B: 0 DP: 0
HR: 1 HBP: 0

WP: 1 PA: 40
PB: 0
SB: 2
CS: 0

PITCHER		IP	WLS	BF	H	R	ER	SO	BB	IBB	HBP	BLK	WP	HR	S	P	ERA	WHIP
53 Kyle Lobstein, L ERA: 3.18	(1, 1)	5.1		24	5	2	2	10	3	0	0	0	0	1	61	101	3.38	1.500
62 Al Alburquerque, R ERA: 2.54	(6, 1)	0.1		3	0	0	0	1	2	0	0	0	1	0	7	18	0.00	6.000
65 Blaine Hardy, L ERA: 2.06	(6, 1)	1.0		5	1	0	0	0	2	0	0	0	0	0	8	23	0.00	3.000
40 Phil Coke, L ERA: 4.01	(7, 1)	1.1	W	4	0	0	0	0	0	0	0	0	0	0	8	9	0.00	0.000
36 Joe Nathan, R ERA: 5.04	(9, 1)	1.0	S	4	1	0	0	0	0	0	0	0	0	0	6	11	0.00	1.000

PITCHER	IP	WLS	BF	H	R	ER	SO	BB	IBB	HBP	BLK	WP	HR	S	P	ERA	WHIP

Detroit Tigers @ Cleveland Indians

Progressive Field, Cleveland, OH

Wed Sep 03 2014, 7:08 PM - 9:44 PM EDT

Att. 11,739 - Clear - 78 F

livebaseballscorecards.com

Batter	1	2	3	4	5	6	7	8	9	AB	R	H	RBI	BB	SO	LOB
3 Ian Kinsler, R (1, 4) OBP: 0.312, SLG: 0.420	B FF 94 X FF 96 1-0 48 G5-4-3 1B		C SL 84 B SI 94 F FF 95 F FF 95 F CH 84 X SI 97 1-2 ②③ G4-6-3 1-2f			B FF 94 F FF 95 X FF 96 1-1 ① L7		X FF 95 0-0 ② P4		4	0	1	0	0	0	1
26 Hernán Pérez, R (8, 4) OBP: 1.000, SLG: 1.000										0	0	0	0	0	0	0
48 Torii Hunter, R (1, 9) OBP: 0.313, SLG: 0.440	F SI 94 X SL 87 0-1 ①② G5-4-3 1-2f			B FF 93 B FF 95 S FF 94 S FF 96 F FF 96 X FF 96 2-2 ① G5-3		B SL 84 X SL 85 1-0 1B		C FF 97 F FF 98 X SI 98 0-2 ③ G6-3		4	0	1	0	0	0	1
32 Don Kelly, L (8, 3) OBP: 0.344, SLG: 0.299										0	0	0	0	0	0	0
24 Miguel Cabrera, R (1, 10) OBP: 0.371, SLG: 0.505	S FF 95 S FF 96 F FF 96 X SL 86 0-2 1B			X SL 85 0-0 41 E 41 1B 1B		F FF 96 B FF 96 S SI 95 B FF 97 S CH 85 2-3 ② K			F FF 96 B FF 98 X FF 96 1-1 ① G4-3	3	0	2	0	0	1	1
34 James McCann, R (9, PH)										1	0	0	0	0	0	0
41 Victor Martinez, S (1, 3) OBP: 0.401, SLG: 0.564	C FF 95 B SL 87 X FF 96 1-1 ③ F8			C FF 94 X FF 96 0-1 E9 1-3 1B		F FF 95 D CH 86 F SI 95 X CH 84 1-2 ③ L8			B FF 94 X FF 98 1-0 1B	3	0	1	0	0	0	2
33 Steven Moya, L (8, 9) OBP: 1.000, SLG: 1.000										1	0	1	0	0	0	0
28 J.D. Martinez, R (1, 7) OBP: 0.348, SLG: 0.553		B SL 85 C FF 95 S FF 96 S CH 84 1-3 ① K		F FF 96 S CH 86 C FF 96 0-3 ② K			F SI 91 S FF 96 B FF 96 B FF 97 S FF 98 2-3 ① K		B SL 85 F FF 96 B FF 96 S SL 85 S FF 98 2-3 ② K	4	0	0	0	0	4	3
9 Nick Castellanos, R (1, 5) OBP: 0.314, SLG: 0.412		B FF 96 F FF 94 B SI 95 S FF 95 B FF 97 S FF 96 3-3 ② K		X SL 86 0-0 ③ G6-3			B FF 97 B SL 84 B FF 96 X FF 96 3-1 2B		S FF 97 B SL 87 B FF 96 F FF 98 S CH 86 2-3 ③ K	4	0	1	0	0	2	3
30 Eugenio Suárez, R (1, 6) OBP: 0.318, SLG: 0.350		B FF 96 B FF 96 C FF 95 C FF 95 X CH 85 2-2 ③ G5-3			C SI 94 S FF 96 F FF 97 F CH 83 F FF 97 X FF 97 0-2 ① F9		X FF 95 0-0 ② F9			3	0	0	0	0	0	1
50 Bryan Holaday, R (1, 2) OBP: 0.270, SLG: 0.271			X FF 93 0-0 3 G4-6-3 1B		X FF 96 0-0 ② G6-3		B SL 85 B FF 95 C FF 95 F FF 96 S FF 97 2-3 ③ K			3	0	1	0	0	1	1
20 Rajai Davis, R (1, 8) OBP: 0.329, SLG: 0.416			B FF 94 C FF 94 B FF 95 X FF 94 2-1 ① F8		B FF 96 C SL 85 F FF 97 F FF 97 B SL 83 X FF 97 2-2 ③ L9			C FF 94 B FF 94 F SL 86 B FF 98 F CH 84 S CH 84 2-3 ① K		3	0	0	0	0	1	1

	AB	33
	R	0
	H	8
	RBI	0
	BB	0
	SO	9
	LOB	14

Inning Stats																								
	R: 0	H: 2	R: 0	H: 0	R: 0	H: 1	R: 0	H: 2	R: 0	H: 0	R: 0	H: 1	R: 0	H: 1	R: 0	H: 0	R: 0	H: 1	1B: 7	SF: 0	WP: 0	PA: 33
	E: 0	LOB: 1	E: 0	LOB: 0	E: 0	LOB: 0	E: 1	LOB: 2	E: 0	LOB: 0	E: 0	LOB: 1	E: 0	LOB: 1	E: 0	LOB: 0	E: 0	LOB: 1	2B: 1	SAC: 0	PB: 0	
	K: 0	BB: 0	K: 2	BB: 0	K: 0	BB: 0	K: 1	BB: 0	K: 0	BB: 0	K: 1	BB: 0	K: 2	BB: 0	K: 1	BB: 0	K: 2	BB: 0	3B: 0	DP: 2	SB: 0	
	S: 9	P: 11	S: 9	P: 15	S: 8	P: 11	S: 11	P: 13	S: 11	P: 13	S: 9	P: 14	S: 9	P: 16	S: 8	P: 10	S: 9	P: 15	HR: 0	HBP: 0	CS: 0	

PITCHER	IP	WLS	BF	H	R	ER	SO	BB	IBB	HBP	BLK	WP	HR	S	P	ERA	WHIP
31 Danny Salazar, R (1, 1) ERA: 3.8	9.0	W	33	8	0	0	9	0	0	0	0	0	0	83	118	0.00	0.889

PITCHER	IP	WLS	BF	H	R	ER	SO	BB	IBB	HBP	BLK	WP	HR	S	P	ERA	WHIP

Detroit Tigers @ Cleveland Indians

Progressive Field, Cleveland, OH

Wed Sep 03 2014, 7:08 PM - 9:44 PM EDT

Att. 11,739 - Clear - 78 F

BOTTOM

Batter	1	2	3	4	5	6	7	8	9	AB	R	H	RBI	BB	SO	LOB
24 Michael Bourn, L (1, 8) OBP: 0.318, SLG: 0.373	C FF 90 B CH 82 F FF 91 F FF 93 B CU 81 X FF 92 2-2 ① L8		X FF 90 0-0 ① B5-3		B FF 92 F FF 92 F FF 92 B FF 94 T FF 94 2-2 ② K		B CU 80 C CU 81 D CU 81 B SL 88 S FF 94 X FF 95 3-2 11 2B 1B 3-H			4	1	1	1	0	1	0
11 José Ramírez, S (1, 6) OBP: 0.303, SLG: 0.336	B FF 92 X FF 91 1-0 23 S 41 HR 1B		B FF 88 B CH 82 F FF 90 F FF 92 F FF 94 X CU 80 2-2 ② L7		B FF 91 B FF 91 F FF 91 F FF 92 X FF 94 2-2 2B		1 SAFE X FF 92 0-0 23 1B 2B 1-H			4	2	3	1	0	0	0
23 Michael Brantley, L (1, 7) OBP: 0.370, SLG: 0.493	C FF 92 1 SAFE 1 SAFE C CU 80 B CU 80 1 SAFE S CU 81 1-3 ② K 1-2		X FF 91 0-0 ③ G1-3		B FF 93 C FF 93 B SL 88 B FF 95 X FF 95 3-1 ③ G4-3		B SL 84 X FF 92 1-0 2-H 1B			4	0	1	1	0	1	2
41 Carlos Santana, S (1, 3) OBP: 0.366, SLG: 0.435	B CH 84 C CH 84 B CU 81 X CH 85 2-1 2-H HR			F FF 91 B CU 78 C CU 78 S SL 87 1-3 ① K		C CU 76 B FF 90 X CU 79 1-1 ① G4-3	X FF 91 0-0 ③ F8			4	1	1	2	0	1	1
22 Jason Kipnis, L (1, 4) OBP: 0.318, SLG: 0.340	C FF 93 B FF 93 X CH 84 1-1 ③ L7			B FF 91 C FF 92 B FF 92 B FF 94 B FF 92 4-1 8 E BB		C FF 89 X CU 78 0-1 ② G4-3		B FF 95 F FF 95 S SL 82 S SL 83 1-3 ① K		3	1	0	0	1	1	0
8 Lonnie Chisenhall, L (1, 5) OBP: 0.361, SLG: 0.466		C FF 89 B FF 90 C FF 92 X SL 84 1-2 ① G4-3		1 SAFE F FF 92 F FF 92 F SL 86 B FF 94 B FF 95 B CH 87 X CH 87 3-2 E4 10 1B 1-H 2B		B SL 83 C FF 90 F FF 92 S FF 90 1-3 ③ K		B FF 96 B FF 95 B FF 96 C FF 95 C FF 96 X SL 81 3-2 2B		4	1	2	1	0	1	0
10 Yan Gomes, R (1, 2) OBP: 0.328, SLG: 0.477		B FF 91 X FF 92 1-0 ② G6-3		X FF 94 0-0 72 G1-6-3 1B 3-H			B FF 90 B FF 90 X FF 92 2-0 72 WP 24 1B 2B	C SL 80 S FF 94 B FF 96 F SL 81 X FF 95 1-2 ② F7		4	1	2	1	0	0	1
72 Jason Giambi, L (1, 10) OBP: 0.214, SLG: 0.275 36 Jesús Aguilar, R (8, PH) OBP: 0.292, SLG: 0.158 (9, 10)		B FF 90 B CH 81 C FF 91 T FF 92 F FF 92 X CU 80 2-2 1B		X CH 84 0-0 ② ③ G1-6-3 1-2f			C FF 90 F FF 94 B FF 93 S FF 95 1-3 ① K 2-3	B FF 94 D CH 85 S FF 94 T FF 94 X FF 95 2-2 ③ G5-3		3 1	0 0	1 0	0 0	0 0	1 0	2 1
6 Zach Walters, S (1, 9) OBP: 0.246, SLG: 0.450 62 Tyler Holt, R (8, 9) OBP: 0.359, SLG: 0.333		B FF 92 F CH 83 B FF 92 S FF 92 S FF 93 2-3 ③ K			F FF 89 S FF 92 B FF 92 B CU 79 S FF 93 2-3 ① K		F FF 94 S FF 94 X FF 92 0-2 ② G3			3 0	0 0	0 0	0 0	0 0	2 0	2 0
Inning Stats	R: 2 H: 2 E: 0 LOB: 0 K: 1 BB: 0 S: 12 P: 19	R: 0 H: 1 E: 0 LOB: 1 K: 1 BB: 0 S: 11 P: 17	R: 0 H: 0 E: 0 LOB: 0 K: 0 BB: 0 S: 6 P: 8	R: 2 H: 2 E: 1 LOB: 0 K: 1 BB: 1 S: 10 P: 18	R: 0 H: 1 E: 0 LOB: 1 K: 2 BB: 0 S: 11 P: 20	R: 0 H: 0 E: 0 LOB: 0 K: 1 BB: 0 S: 7 P: 9	R: 3 H: 4 E: 0 LOB: 1 K: 1 BB: 0 S: 13 P: 20	R: 0 H: 1 E: 0 LOB: 1 K: 1 BB: 0 S: 13 P: 20		1B: 5 SF: 0 2B: 5 SAC: 0 3B: 0 DP: 1 HR: 1 HBP: 0						

livebaseballscorecards.com

AB	34
R	7
H	11
RBI	7
BB	1
SO	8
LOB	9

WP: 1 PA: 35
PB: 0
SB: 1
CS: 0

PITCHER		IP	WLS	BF	H	R	ER	SO	BB	IBB	HBP	BLK	WP	HR	S	P	ERA	WHIP
35 Justin Verlander, R ERA: 4.8	(1, 1)	6.2	L	29	9	7	6	7	1	0	0	0	1	1	68	108	8.10	1.500
63 Patrick McCoy, L ERA: 4.15	(7, 1)	0.1		2	1	0	0	0	0	0	0	0	0	0	2	3	0.00	3.000
58 Robbie Ray, L ERA: 7.16	(8, 1)	1.0		4	1	0	0	1	0	0	0	0	0	0	13	20	0.00	1.000

PITCHER	IP	WLS	BF	H	R	ER	SO	BB	IBB	HBP	BLK	WP	HR	S	P	ERA	WHIP

Batter	1	2	3	4	5	6	7	8	9	10	11	AB	R	H	RBI	BB	SO	LOB
3 Ian Kinsler, R (1, 4) OBP: 0.314, SLG: 0.422	X FF 90 0-0 28 WP 2B C FC 88 C ST 81 C FF 91 X FF 96 3-2 G5-3			C FC 82 B CH 86 C FF 93 F CH 87 B KC 78 F FF 93 F CH 83 S KC 78 2-3 K		C FC 83 C ST 79 X KC 78 0-2 2-3 1B			B KC 86 F FF 96 B KC 86 X FF 95 2-1 P6		1 SAFE 1 SAFE F FF 89 1 SAFE B FC 86 1 SAFE B FC 85 1 SAFE X FC 84 2-1 30 1B 1-3 1B	6	2	3	0	0	1	3
18 Tyler Collins, L (1, 9) OBP: 0.263, SLG: 0.389 48 Torii Hunter, R (6, PH) OBP: 0.312, SLG: 0.439 61 Ezequiel Carrera, L (6, 8) OBP: 0.300, SLG: 0.351	C FF 93 S FC 86 D KC 77 X FF 93 1-2 28 WP 24 G1-3 50 1B 2-3 1B	B FF 92 B CH 84 S FF 93 X FF 93 2-1 F9		X CH 82 0-0 G4-3		C FF 95 B SL 81 F FF 95 1 SAFE B SL 78 S FF 95 2-3 K			F FF 95 C KC 85 S KC 87 0-3 K		I IN 71 I IN 74 I IN 74 I IN 72 4-0 30 1B 41 HR IBB	3 1 1	1 0 1	1 0 0	0 0 1	0 0 1	0 1 1	0 2 0
24 Miguel Cabrera, R (1, 10) OBP: 0.369, SLG: 0.504 30 Eugenio Suárez, R (10, PR) OBP: 0.321, SLG: 0.353 (10, 10)	B FC 84 X CH 87 1-0 G1-3 1-2	X KC 79 0-0 G4-3		C CH 87 F FF 93 B FF 91 S KC 77 1-3 K			B SI 92 X CU 81 1-0 G6-3			C SL 88 S SL 87 B CU 78 B SL 88 X CU 79 2-2 28 FC1-6 2B	C FC 84 X FC 84 0-1 41 HR 1-2 2-H 3-H 1B	5 1	0 1	1 1	0 2	0 0	1 0	2 0
41 Victor Martinez, S (1, 3) OBP: 0.404, SLG: 0.569 32 Don Kelly, L (11, 3) OBP: 0.344, SLG: 0.299	I IN 69 I IN 69 I IN 70 I IN 66 4-0 28 WP 50 1B IBB	B CH 83 C FC 86 B CH 84 F FC 86 X FF 96 2-2 G3		C FC 79 B CH 84 F CH 83 B FC 82 B FF 94 B CH 83 4-2 BB			B SI 91 X SI 93 1-0 F8			I IN 82 I IN 84 I IN 84 I IN 83 4-0 28 FC1-6 IBB	C FF 89 B FC 86 F FC 85 B CU 75 F FC 84 F CU 75 X FC 84 2-2 1-H 2-H HR	3 0	2 0	1 0	3 0	0 0	0 0	0 0
28 J.D. Martinez, R (1, 7) OBP: 0.350, SLG: 0.550 (6, 9)	B ST 78 S CH 93 D FF 95 B FC 80 F FF 94 B CH 86 4-2 50 1B 20 1B 1-2 2-3 3-H BB		B CH 87 C FC 84 F CH 81 B KC 78 X FF 95 2-2 26 FC6-4 1B		S CH 87 F FC 81 S KC 79 0-3 K		B CU 83 F CU 81 B SI 93 S CU 82 S SI 93 2-3 K			D SL 89 S SL 88 X SL 88 1-1 FC1-6 50 FC6-4 1-2f 2-3	C SL 86 H SI 93 1-1 9 2B 17 1B HBP	4	2	1	0	1	2	3
9 Nick Castellanos, R (1, 5) OBP: 0.312, SLG: 0.410	X FF 95 0-0 L9		C FC 85 S CH 86 F KC 76 B FF 93 1 SAFE F KC 77 X FF 93 1-2 F8		B CH 86 X FF 93 1-0 G5-3			C SL 81 X FC 92 0-1 G5-3		F SL 87 B SL 87 B SL 88 F FF 93 D SL 90 S SL 89 3-3 K	X SL 85 0-0 17 1B 1-3 2B	6	1	1	0	0	1	8
50 Bryan Holaday, R (1, 2) OBP: 0.272, SLG: 0.269	B FF 94 F FF 94 B FC 84 F FF 95 D KC 78 F FF 95 X FF 95 3-2 20 1B 1-3 2-H 3-H 1B		1 SAFE F CH 87 F CH 83 B FC 81 1 SAFE B FF 92 C FC 79 2-3 K			H CH 85 1-0 3 1B 20 G6-3 HBP		B FC 92 B FC 93 B FC 93 C FC 92 X FC 91 3-1 L1-4-3		C SL 88 X SL 89 0-1 FC6-4 1-2f	B FF 93 S SI 94 S SI 94 B SI 93 S SL 84 2-3 K2-3	5	0	1	2	0	2	6
26 Hernán Pérez, R (1, 6) OBP: 0.500, SLG: 0.333 33 Steven Moya, L (8, PH) OBP: 0.667, SLG: 0.667 17 Andrew Romine, S (8, 6) OBP: 0.264, SLG: 0.267	B FF 95 S FC 87 F FF 95 D KC 78 B FC 84 B FF 95 4-2 20 1B BB		B FC 84 B CH 83 C FF 93 X FF 92 2-1 FC6-4 1-2f			X FF 91 0-0 F7		B FC 94 X FC 94 1-0 G4-3			1 SAFE 1 SAFE F FF 89 1 SAFE B FC 86 1 SAFE B FC 85 1 SAFE X FC 84 2-1 G3 20 FC6-4 2H 3H 1B	2 1 2	0 0 0	0 0 1	0 0 2	1 0 0	0 0 0	2 0 0
20 Rajai Davis, R (1, 8) OBP: 0.329, SLG: 0.413 (6, 7)	B FC 86 X FF 95 1-0 1-2 2-3 3-H 1B			B FF 93 B FF 93 X FF 94 2-0 F7		B FC 83 X FF 92 1-0 G6-3 1-2			F FF 95 X FF 96 0-1 G3		1 SAFE 1 SAFE F FF 89 1 SAFE B FC 86 1 SAFE B FC 85 1 SAFE X FC 84 4-2 3 1B 30 1B BB 1-0 FC6-4 1-2f	5	1	1	1	1	0	2
Inning Stats	R: 4 E: 0 K: 0 S: 18 H: 4 LOB: 3 BB: 3 P: 38	R: 0 E: 0 K: 0 S: 6 H: 0 LOB: 0 BB: 0 P: 10	R: 0 E: 0 K: 1 S: 13 H: 1 LOB: 1 BB: 0 P: 20	R: 0 E: 0 K: 1 S: 8 H: 0 LOB: 0 BB: 0 P: 12	R: 0 E: 0 K: 2 S: 9 H: 0 LOB: 1 BB: 1 P: 15	R: 0 E: 0 K: 1 S: 8 H: 1 LOB: 2 BB: 0 P: 12	R: 0 E: 0 K: 1 S: 5 H: 0 LOB: 0 BB: 0 P: 9	R: 0 E: 0 K: 0 S: 5 H: 0 LOB: 0 BB: 0 P: 9	R: 0 E: 0 K: 1 S: 7 H: 0 LOB: 0 BB: 0 P: 9	R: 0 E: 0 K: 1 S: 10 H: 1 LOB: 3 BB: 1 P: 20	R: 7 E: 0 K: 1 S: 23 H: 5 LOB: 1 BB: 2 P: 44	1B: 8 2B: 3 3B: 0 HR: 1	SF: 0 SAC: 0 DP: 0 HBP: 2	WP: 1 PB: 0 SB: 0 CS: 0	PA: 54			

PITCHER		IP	WLS	BF	H	R	ER	SO	BB	IBB	HBP	BLK	WP	HR	S	P	ERA	WHIP
47 Trevor Bauer, R ERA: 4.1	(1, 1)	5.2		28	6	4	4	4	3	1	1	0	1	0	59	102	6.35	1.588
50 Nick Hagadone, L ERA: 1.31	(6, 1)	0.1		1	0	0	0	1	0	0	0	0	0	0	3	5	0.00	0.000
20 C.C. Lee, R ERA: 3.04	(7, 1)	1.0		3	0	0	0	1	0	0	0	0	0	0	5	9	0.00	0.000
27 Bryan Shaw, R ERA: 2.26	(8, 1)	1.0		3	0	0	0	0	0	0	0	0	0	0	5	9	0.00	0.000
37 Cody Allen, R ERA: 2.2	(9, 1)	1.0		3	0	0	0	1	0	0	0	0	0	0	7	9	0.00	0.000

PITCHER		IP	WLS	BF	H	R	ER	SO	BB	IBB	HBP	BLK	WP	HR	S	P	ERA	WHIP
48 Scott Atchison, R ERA: 2.73	(10, 1)	1.0		5	1	0	0	1	0	1	0	0	0	0	10	20	0.00	1.000
43 Josh Tomlin, R ERA: 4.82	(11, 1)	0.1	L	6	3	5	5	0	1	1	0	0	0	1	14	29	135.00	12.000
56 Bryan Price, R ERA: 21.6	(11, 1)	0.2		5	2	2	2	1	0	0	1	0	0	0	9	15	27.00	3.000

TOP

Detroit Tigers @ Cleveland Indians

Progressive Field, Cleveland, OH

Thu Sep 04 2014, 7:07 PM - 11:40 PM EDT

Att. 11,935 - Clear - 85 F

livebaseballscorecards.com

AB	45
R	11
H	12
RBI	10
BB	7
SO	9
LOB	28

Batter	1	2	3	4	5	6	7	8	9	10	11	AB	R	H	RBI	BB	SO	LOB
24 Michael Bourn, L (1, 8) OBP: 0.321, SLG: 0.374	B FF 90 F FF 92 B FF 93 B FF 94 C FF 93 B FF 94 4-2 BB		C FF 91 X CU 78 0-1 ② F7		S CH 82 C FF 91 D CU 77 B CU 76 F FF 94 F FF 92 X CU 79 2-2 ② F7		B SI 94 X FF 94 1-0 23 2B 1B		B SL 80 F FF 95 F FF 95 B SL 82 X FF 96 2-2 23 CS 1B			4	1	2	0	1	0	1
11 José Ramírez, S (1, 6) OBP: 0.293, SLG: 0.324	C FF 94 1 SAFE S FF 93 B CH 83 B FF 95 F CH 84 S FF 96 2-3 ① K		C FF 91 C CU 77 F FF 94 X CH 83 0-2 ③ G1-3		B FF 92 B CH 84 F FF 93 S CH 83 S FF 95 2-3 ③ K		1 SAFE S SL 87 X SL 87 0-1 ② P4		1 SAFE B FF 94 1 SAFE S FF 96 B CH 84 X FF 96 2-1 ② F7			5	0	0	0	0	2	4
23 Michael Brantley, L (1, 7) OBP: 0.370, SLG: 0.496	1 SAFE C FF 93 B FF 94 B FF 92 C CH 85 X FF 95 2-2 ② P6	X FF 90 0-0 41 E 10 SF9 2B	C CU 77 B CU 78 F FF 90 B SL 85 X FF 92 2-2 ① F9	X FC 85 0-0 1-H 2B	B FF 96 1-0 CS 1-2 ③	B SL 80 F FF 95 F FF 95 B SI 93 F FF 95 X FF 95 2-2 ① F8						5	1	2	1	0	0	1
41 Carlos Santana, S (1, 3) OBP: 0.366, SLG: 0.433	F FF 94 1 SAFE B FF 93 F FF 93 F CU 80 F CU 80 B CH 83 S FF 95 2-3 ③ K	B CH 82 S CH 84 X FF 94 1-1 E4 2-3	B CH 83 B FF 91 F CH 84 B FF 93 B FF 93 4-1 22 2B 10 G5-3 BB	I IN 79 I IN 82 I IN 83 I IN 82 4-0 IBB	F CH 86 X FF 95 0-1 ② G6-3					3	1	0	0	2	1	2
22 Jason Kipnis, L (1, 4) OBP: 0.317, SLG: 0.341		X FF 90 0-0 ① F7	B FF 93 C FF 93 B CH 84 F FF 94 B FF 95 F CH 85 F FF 95 C FF 95 3-3 ① K	B FF 93 C CH 82 F CH 83 B FF 94 B FF 94 F FF 93 X FF 93 3-2 8 1B 1-3 2B	C FC 85 B FF 90 F FF 90 X CU 80 1-2 ③ G1-3		C FF 96 B SL 81 F SL 80 F FF 96 F FF 95 B SL 82 S SL 83 2-3 ③ K			5	1	1	0	0	2	4
10 Yan Gomes, R (1, 2) OBP: 0.327, SLG: 0.477		B FF 91 B FF 92 X FF 93 2-0 2B	C SL 86 S SL 86 B FF 96 F FF 97 D SL 83 F CH 83 F FF 95 X SL 85 2-2 ② SF9 3-H	B FF 93 X CH 84 1-0 ② G5-3 3-H	C CU 80 X FF 94 0-1 ① F8		C SI 94 F SI 92 B CU 79 S CU 79 1-3 ① K			4	0	1	2	0	1	1
8 Lonnie Chisenhall, L (1, 5) OBP: 0.359, SLG: 0.462	C FF 94 B CU 76 F FF 94 F FF 94 F FF 96 X FF 96 1-2 ② F7		C CH 84 X FF 93 0-1 ③ P6	B CU 76 B CH 84 F CH 84 X FF 94 2-1 6 WP 2-H 1B	C FF 94 S CU 82 B FF 94 B FF 94 X SL 87 2-2 ② F7		C SI 95 X SI 94 0-1 ② L7			5	0	1	1	0	0	2
6 Zach Walters, S (1, 10) OBP: 0.244, SLG: 0.434	B FF 93 B CH 84 S FF 94 S FF 94 F FF 95 B CH 85 S FF 96 3-3 ③ K		B FF 90 B FF 91 B FF 92 B FF 92 4-0 BB	F FF 93 S FF 95 F FF 96 B FF 95 B CH 84 F FF 95 X FF 94 2-2 ③ L3 2-3	S CU 80 B FF 94 F CU 80 F SL 86 F FF 95 X FF 95 1-2 ③ G3-1		C SI 95 F CU 80 S FF 95 0-3 ③ K			4	0	0	0	1	2	2
62 Tyler Holt, R (1, 9) OBP: 0.326, SLG: 0.300			C FF 90 B FF 90 F FF 92 X SL 86 1-2 ① F9	C FF 92 D SL 84 B SL 84 1 SAFE S FF 91 S FF 92 2-3 ① K	B SI 92 C SI 92 L SL 86 X SL 87 1-2 ① P4		B FF 93 B FF 93 C SL 83 S SL 85 B FF 94 F SL 84 S SL 84 3-3 ① K			4	0	0	0	0	2	1
Inning Stats	R: 0 H: 0 E: 0 LOB: 1 K: 2 BB: 1 S: 14 P: 24	R: 0 H: 1 E: 0 LOB: 1 K: 1 BB: 0 S: 11 P: 17	R: 0 H: 0 E: 0 LOB: 0 K: 0 BB: 0 S: 9 P: 10	R: 1 H: 1 E: 1 LOB: 1 K: 1 BB: 0 S: 16 P: 22	R: 0 H: 0 E: 0 LOB: 1 K: 2 BB: 1 S: 11 P: 21	R: 2 H: 2 E: 0 LOB: 1 K: 0 BB: 1 S: 16 P: 30	R: 1 H: 2 E: 0 LOB: 2 K: 0 BB: 1 S: 10 P: 17	R: 0 H: 0 E: 0 LOB: 0 K: 0 BB: 0 S: 10 P: 13	R: 0 H: 1 E: 0 LOB: 0 K: 1 BB: 0 S: 9 P: 17	R: 0 H: 0 E: 0 LOB: 0 K: 1 BB: 0 S: 11 P: 15	R: 0 H: 0 E: 0 LOB: 0 K: 2 BB: 0 S: 8 P: 9	1B: 3 SF: 1 2B: 4 SAC: 0 3B: 0 DP: 0 HR: 0 HBP: 0	WP: 1 PA: 45 PB: 0 SB: 0 CS: 1					

PITCHER		IP	WLS	BF	H	R	ER	SO	BB	IBB	HBP	BLK	WP	HR	S	P	ERA	WHIP
37 Max Scherzer, R ERA: 3.25	(1, 1)	6.0		26	4	3	2	6	3	0	0	0	1	0	77	124	3.00	1.167
62 Al Alburquerque, R ERA: 2.68	(7, 1)	0.2	H	3	1	1	1	0	0	0	0	0	0	0	6	8	13.50	1.500
65 Blaine Hardy, L ERA: 2.04	(7, 1)	0.1	B	3	1	0	0	0	0	1	0	0	0	0	4	9	0.00	3.000
44 Joba Chamberlain, R ERA: 3.42	(8, 1)	1.1		4	0	0	0	1	0	0	0	0	0	0	14	20	0.00	0.000
40 Phil Coke, L ERA: 3.88	(9, 1)	1.2	W	5	1	0	0	1	0	0	0	0	0	0	16	25	0.00	0.600

PITCHER		IP	WLS	BF	H	R	ER	SO	BB	IBB	HBP	BLK	WP	HR	S	P	ERA	WHIP
49 Jim Johnson, R ERA: 7.08	(11, 1)	1.0		3	0	0	0	2	0	0	0	0	0	0	8	9	0.00	0.000

BOTTOM

Detroit Tigers @ Cleveland Indians

Progressive Field, Cleveland, OH

Thu Sep 04 2014, 7:07 PM - 11:40 PM EDT

Att. 11,935 - Clear - 85 F

livebaseballscorecards.com

AB	39
R	4
H	7
RBI	4
BB	4
SO	10
LOB	18

Batter	1	2	3	4	5	6	7	8	9	10	AB	R	H	RBI	BB	SO	LOB
1 Adam Eaton, L (1, 8) OBP: 0.373, SLG: 0.406	C SI 89 B SI 89 C SI 92 B SI 91 X SI 93 2-2 G6-3 ①	C SI 93 B SL 85 X SI 90 1-1 G4-3 ②	F SI 91 B SI 91 X SI 93 1-1 G6-3 ② 1-2	B SI 90 F SI 90 F SI 91 S SL 85 1-3 K ③	X SI 91 0-0 26 BB 28 SH1-3 1B	5	0	1	0	0	1	2
10 Alexei Ramirez, R (1, 6) OBP: 0.315, SLG: 0.422 28 Leury García, S (5, PR) OBP: 0.206, SLG: 0.222 (5, 6)	B SI 92 F CH 82 B SI 90 X SI 89 2-1 L8 ②	B CH 83 B CH 83 C SI 92 L CH 82 F SL 84 X CH 82 2-2 HR	B SI 90 S SL 84 F SL 85 F SI 93 H SL 86 2-2 HBP	F FC 92 B FC 94 C SL 80 S SL 82 1-3 K ①	1 SAFE B SI 90 X SI 91 1-0 SH1-3 ① 1-2	2	1	1	1	0	0	0
						1	0	0	0	0	1	0
79 José Abreu, R (1, 10) OBP: 0.385, SLG: 0.605	B SI 90 B SL 84 B CH 84 C SI 90 X SI 92 3-1 1B	B SL 86 B CH 83 X SI 92 2-0 3B	B SI 88 F SL 84 B SI 92 F SL 84 D SL 84 S SL 84 3-3 K ③	B SL 82 B FC 94 F FC 95 S FC 94 F FC 96 S SL 83 2-3 K ②	I IN 85 I IN 85 I IN 84 I IN 84 4-0 26 BB IBB	4	0	2	0	1	2	2
26 Avisaíl García, R (1, 9) OBP: 0.306, SLG: 0.433	S CH 82 C SL 83 B SI 90 S SL 84 1-3 K ③	B SI 90 B SI 90 C CH 82 X SI 91 2-1 G5-3 ③	X CH 81 0-0 G6-3 ①	B FC 94 F SL 83 B FC 96 B SL 82 X FC 94 3-1 F9 ③	B SI 90 F SI 91 B SI 92 B SI 92 C SI 92 F CU 83 F SI 92 B CU 83 4-2 1-2 2-3 BB	4	0	0	0	1	1	2
24 Dayan Viciedo, R (1, 3) OBP: 0.281, SLG: 0.413		B SI 89 S SL 81 X SI 90 1-1 L8 ①	X SL 82 0-0 5 G6-4-3 1B	C SI 89 F CH 83 X SL 83 0-2 G6-3 ②	B FF 95 B KC 85 F FF 96 S FF 95 B FF 96 F KC 85 S FF 96 3-3 K ①	B SI 93 F CU 83 C SI 94 B CU 84 F CU 84 X CU 83 2-2 P3 ②	5	0	1	0	0	1	3
5 Marcus Semien, R (1, 5) OBP: 0.282, SLG: 0.318		B CH 81 S CH 82 X SI 90 1-1 51 FC6-5 51 PB 1B	C SI 88 C CH 83 X SI 90 0-2 G6-4-3 ①② 1-2f	F SL 83 F SL 82 B SL 83 B SI 90 S SL 83 2-3 K ③	S KC 86 X KC 86 0-1 F8 ②	F SI 94 C SI 94 X SI 95 0-2 G4-3 ③	5	0	1	0	0	1	4
51 Michael Taylor, R (1, 7) OBP: 0.300, SLG: 0.333		C SI 89 S SL 84 X SL 82 0-2 FC6-5 ② 1-3	B CH 82 C SI 90 B SI 91 C SI 91 S SL 84 2-3 K ③	B CU 76 X CH 81 1-0 G4-3 ①	B KC 86 B FF 94 B FF 96 C FF 96 X FF 95 3-1 2B	4	0	1	0	0	1	1
21 Tyler Flowers, R (1, 2) OBP: 0.298, SLG: 0.380 12 Conor Gillaspie, L (9, PH) OBP: 0.348, SLG: 0.432 36 Josh Phegley, R (9, 2)		B SI 90 D SI 90 C SI 90 S CH 83 C SI 92 2-3 K ③	B SI 89 X SI 89 1-0 G4-3 ①	X SI 91 0-0 1B	I IN 58 I IN 61 I IN 60 I IN 60 4-0 IBB	3	0	1	0	0	1	1
						0	0	0	0	1	0	0
						0	0	0	0	0	0	0
77 Yolmer Sánchez, S (1, 4) OBP: 0.321, SLG: 0.345		C SI 89 F CU 77 B SL 83 F CH 82 C SI 91 1-3 K ①	B CU 78 C CH 82 B SI 90 F SI 91 F SL 84 X SL 82 2-2 1 G6-3 1B	X SI 89 0-0 F8 ②	B KC 85 S KC 86 C FF 96 S KC 87 1-3 K ③	4	0	1	0	0	2	3
Inning Stats	R: 0 H: 1 E: 0 LOB: 1 K: 1 BB: 0 S: 10 P: 18	R: 0 H: 1 E: 0 LOB: 1 K: 1 BB: 0 S: 10 P: 14	R: 1 H: 2 E: 0 LOB: 1 K: 1 BB: 0 S: 13 P: 21	R: 0 H: 1 E: 0 LOB: 0 K: 1 BB: 0 S: 7 P: 9	R: 0 H: 1 E: 0 LOB: 2 K: 1 BB: 0 S: 13 P: 22	R: 0 H: 0 E: 0 LOB: 0 K: 1 BB: 0 S: 7 P: 9	R: 0 H: 1 E: 0 LOB: 1 K: 1 BB: 0 S: 6 P: 8	R: 0 H: 0 E: 0 LOB: 0 K: 2 BB: 0 S: 9 P: 15	R: 0 H: 1 E: 0 LOB: 2 K: 2 BB: 1 S: 11 P: 22	R: 0 H: 1 E: 0 LOB: 3 K: 0 BB: 2 S: 13 P: 24	1B: 6 2B: 1 3B: 1 HR: 1	SF: 0 SAC: 1 DP: 1 HBP: 1					

PITCHER		IP	WLS	BF	H	R	ER	SO	BB	IBB	HBP	BLK	WP	HR	S	P	ERA	WHIP
58 TJ House, L ERA: 3.71	(1, 1)	7.0		28	7	1	1	7	0	0	1	0	0	1	66	101	1.29	1.000
27 Bryan Shaw, R ERA: 2.23	(8, 1)	1.0		3	0	0	0	2	0	0	0	0	0	0	9	15	0.00	0.000
37 Cody Allen, R ERA: 2.17	(9, 1)	1.0		5	1	0	0	2	0	1	0	0	0	0	11	22	0.00	1.000
35 Marc Rzepczynski, L ERA: 2.95	(10, 1)	0.1		3	1	0	0	0	0	1	0	0	0	0	2	7	0.00	3.000
20 C.C. Lee, R ERA: 2.96	(10, 1)	0.2	W	3	0	0	0	0	1	0	0	0	0	0	11	17	0.00	1.500

PITCHER	IP	WLS	BF	H	R	ER	SO	BB	IBB	HBP	BLK	WP	HR	S	P	ERA	WHIP

TOP

Chicago White Sox @ Cleveland Indians

Progressive Field, Cleveland, OH

Fri Sep 05 2014, 7:07 PM - 10:18 PM EDT

Att. 15,531 - Partly Cloudy - 87 F

livebaseballscorecards.com

AB	37
R	1
H	9
RBI	1
BB	3
SO	11
LOB	18

1B: 6	SF: 0	WP: 0	PA: 42
2B: 1	SAC: 1	PB: 1	
3B: 1	DP: 1	SB: 0	
HR: 1	HBP: 1	CS: 0	

Chicago White Sox @ Cleveland Indians

Progressive Field, Cleveland, OH

Fri Sep 05 2014, 7:07 PM - 10:18 PM EDT

Att. 15,531 - Partly Cloudy - 87 F

livebaseballscorecards.com

Batter	1	2	3	4	5	6	7	8	9	10	AB	R	H	RBI	BB	SO	LOB
62 Tyler Holt, R (1, 8) (8, 9) OBP: 0.340, SLG: 0.318	C SI 91 S SI 94 B CH 84 F SI 95 F SI 95 B SL 81 F SI 95 X SI 96 2-2 11 G5-4-3 1B		C SI 94 C SL 77 F SL 79 B CH 85 B SI 94 F SI 95 B SI 94 F SI 90 X CH 86 3-2 ② 1B			S CH 83 F CH 86 F SI 93 X SI 90 0-2 ① G4-3		S FF 93 C FF 95 B SL 87 B FF 95 F CU 74 F FF 94 X FF 94 2-2 ③ G4-3			4	0	2	0	0	0	0
11 José Ramírez, S (1, 6) OBP: 0.292, SLG: 0.318	C SI 91 X CH 86 0-1 ① ② G5-4-3 1-2f		B SI 90 S SI 95 X SI 96 1-1 ③ G6-3			F SI 89 F SI 95 B SI 94 B SI 95 F SL 78 B SI 95 B SI 91 4-2 23 FC5-4 BB			C FF 98 B SI 90 X FF 98 1-1 ① L8		3	0	0	0	1	0	1
23 Michael Brantley, L (1, 7) OBP: 0.370, SLG: 0.494	C SI 94 B SI 91 F SI 96 F SI 90 X SI 96 1-2 41 E 41 S 41 1B 1B			C SL 75 T CH 84 B SI 90 C SL 80 1-3 ① K		1 SAFE 1 SAFE X SI 89 0-0 ② FC5-4 1-2f			B SL 84 X FF 98 1-0 ② G4-3		4	1	1	0	0	1	1
41 Carlos Santana, S (1, 3) OBP: 0.365, SLG: 0.431	C SI 92 B SI 93 S SI 90 B CH 82 B SL 80 X SI 96 3-2 1-H 1B			B SL 75 B CH 78 X CH 86 2-0 ② G5-3		1 SAFE C CH 85 1 SAFE B CH 89 X CH 83 1-1 ③ L7			C SL 83 B SL 84 B FF 98 C SL 85 X SL 85 2-2 ③ G1-3		4	0	1	1	0	0	1
10 Yan Gomes, R (1, 10) OBP: 0.326, SLG: 0.480 38 Chris Dickerson, L (10, PR) OBP: 0.309, SLG: 0.327	C SI 90 B SI 95 S SI 93 D CH 85 T SI 95 2-2 ③ K			B SL 77 B SI 89 F SI 95 S SI 94 B SI 94 T SI 94 3-2 ③ K			X FF 94 0-0 ① P3			C FF 96 X SL 82 0-1 7 1B 3B	4 0	0 1	1 0	0 0	0 0	2 0	1 0
9 Ryan Raburn, R (1, 9) OBP: 0.240, SLG: 0.276 24 Michael Bourn, L (7, PH) OBP: 0.322, SLG: 0.373 (8, 8)		C SI 93 S SI 93 B SI 93 F SI 94 C SL 80 1-3 ① K	B SI 90 F CH 84 F CH 85 X SL 80 1-2 ① F7				C FF 96 F FF 95 X SL 86 0-2 ② F7			I IN 64 I IN 64 I IN 63 I IN 60 4-0 7 1B 8 IBB IBB	2 1	0 0	0 0	0 0	0 1	1 0	0 0
8 Lonnie Chisenhall, L (1, 5) OBP: 0.358, SLG: 0.459		C SI 90 B SL 76 T CH 86 X SL 79 1-2 ② G4-3	C CH 86 F CH 83 T SI 94 0-2 ② K				B SI 94 F SL 85 B CH 86 B SI 94 C SL 84 X FF 96 3-2 ③ G4-3			I IN 79 I IN 81 I IN 82 I IN 82 4-0 7 1B 1-2 IBB	3	0	0	0	1	1	0
6 Zach Walters, S (1, 4) OBP: 0.248, SLG: 0.435 22 Jason Kipnis, L (8, PH) OBP: 0.316, SLG: 0.339 (9, 4)		C CH 84 X CH 86 0-1 ③ G5-3	S CH 82 F SI 95 X SL 76 0-2 1B					B FF 92 B SL 86 C FF 92 X FF 93 2-1 ① G1-3		B FF 90 C FF 89 D CU 77 B SL 84 S FF 90 S SL 85 3-3 ① K	2 2	0 0	1 0	0 0	0 0	0 1	0 3
55 Roberto Pérez, R (1, 2) OBP: 0.292, SLG: 0.344 7 David Murphy, L (10, PH) OBP: 0.326, SLG: 0.386			F SI 92 C SL 75 B CH 84 X CH 85 1-2 ① F8		1 SAFE B SI 92 C SI 93 B SI 95 S SI 95 1 SAFE F SI 96 F SI 96 X CH 86 2-2 ③ F8			C FF 94 S FF 93 B FF 94 C FF 94 1-3 ② K		T SI 93 B SL 86 F SL 85 F SL 88 F SI 94 X SL 86 1-2 1-2 2-3 3-H 1B	3 1	0 0	0 1	0 1	0 0	1 0	1 0
Inning Stats	R: 1 H: 3 E: 0 LOB: 1 K: 1 BB: 0 S: 18 P: 26	R: 0 H: 0 E: 0 LOB: 0 K: 1 BB: 0 S: 9 P: 11	R: 0 H: 1 E: 0 LOB: 0 K: 0 BB: 0 S: 11 P: 16	R: 0 H: 0 E: 0 LOB: 0 K: 2 BB: 0 S: 7 P: 13	R: 0 H: 1 E: 0 LOB: 1 K: 1 BB: 0 S: 14 P: 17	R: 0 H: 0 E: 0 LOB: 1 K: 0 BB: 1 S: 10 P: 15	R: 0 H: 0 E: 0 LOB: 0 K: 0 BB: 0 S: 7 P: 10	R: 0 H: 0 E: 0 LOB: 0 K: 1 BB: 0 S: 10 P: 15	R: 0 H: 0 E: 0 LOB: 0 K: 0 BB: 0 S: 6 P: 10	R: 1 H: 2 E: 0 LOB: 3 K: 1 BB: 2 S: 10 P: 22	1B: 6 2B: 0 3B: 1 HR: 0	SF: 0 SAC: 0 DP: 1 HBP: 0				WP: 0 PB: 0 SB: 1 CS: 0	PA: 36	

PITCHER		IP	WLS	BF	H	R	ER	SO	BB	IBB	HBP	BLK	WP	HR	S	P	ERA	WHIP
49 Chris Sale, L ERA: 2.09	(1, 1)	6.0		22	5	1	1	5	1	0	0	0	0	0	69	98	1.50	1.000
40 Daniel Webb, R ERA: 3.48	(7, 1)	1.0		3	0	0	0	0	0	0	0	0	0	0	7	10	0.00	0.000
41 Javy Guerra, R ERA: 2.75	(8, 1)	1.0		3	0	0	0	1	0	0	0	0	0	0	10	15	0.00	0.000
39 Maikel Cleto, R ERA: 5.48	(9, 1)	1.0	L	5	1	1	1	0	0	1	0	0	0	0	8	16	9.00	1.000
53 Eric Surkamp, L ERA: 6.32	(10, 1)	0.1		2	0	0	0	1	0	1	0	0	0	0	3	10	0.00	0.000

PITCHER		IP	WLS	BF	H	R	ER	SO	BB	IBB	HBP	BLK	WP	HR	S	P	ERA	WHIP
54 Ronald Belisario, R ERA: 5.72	(10, 1)	0.0		1	1	0	0	0	0	0	0	0	0	0	5	6	∞	∞

AB	33
R	2
H	7
RBI	2
BB	3
SO	7
LOB	8

Batter	1	2	3	4	5	6	7	8	9	AB	R	H	RBI	BB	SO	LOB
1 Adam Eaton, L (1, 8) OBP: 0.370, SLG: 0.402	B SI 93 B SI 92 X SI 92 2-0 ① L7		F SI 94 F SL 89 X CU 83 0-2 E3 2-H		X SL 89 0-0 ③ F8			C SL 88 S CU 83 X FF 93 0-2 ② G1-3		4	0	0	0	0	0	2
10 Alexei Ramirez, R (1, 6) OBP: 0.313, SLG: 0.419	B SI 93 F SI 94 X SI 95 1-1 ② G6-3		1 SAFE C SL 87 1 SAFE X SI 94 0-1 ③ G5-3			C SI 92 B SL 87 F SL 88 B CU 85 F CU 83 T SI 94 2-2 ① K		F SL 90 B SI 94 F CU 83 B SI 94 B SL 89 X SL 89 3-2 ③ G5-3		4	0	0	0	0	1	1
79 José Abreu, R (1, 10) OBP: 0.382, SLG: 0.600	C SI 95 S SI 95 X SI 95 0-2 ③ G6-3			S SL 88 B SI 94 X CU 82 1-1 ① G5-3		C SI 94 S SL 89 S CU 84 0-3 ② K			X SL 90 0-0 ① G5-3	4	0	0	0	0	1	0
12 Conor Gillaspie, L (1, 5) OBP: 0.347, SLG: 0.431		B SI 93 X SI 93 1-0 ① P5		F SL 88 B SI 93 F SL 87 B SI 94 C SI 93 2-3 ② K		C SL 88 C SI 94 B CU 84 F CU 85 B FF 94 X SL 88 2-2 ③ G4-3			B SI 93 C SL 89 X SL 88 1-1 ② 26 FC5-4 1B	4	0	1	0	0	1	0
26 Avisaíl García, R (1, 9) OBP: 0.304, SLG: 0.426		B SI 93 X SI 92 1-0 ② G6-3		C SL 87 X SL 88 0-1 ③ G6-3			C SI 93 X SI 93 0-1 1B		F SL 89 C CU 84 X CU 84 0-2 ② FC5-4 1-2f	4	0	1	0	0	0	1
38 Andy Wilkins, L (1, 3)		B SI 93 B SI 93 X SI 92 2-0 ③ G4-3			X SI 92 0-0 ① G4-3		B SI 93 X SL 87 1-0 ① F8		C SI 95 C CU 83 B CU 84 F FF 95 F CU 84 B SL 89 S CU 85 2-3 ③ K	4	0	0	0	0	1	2
77 Yolmer Sánchez, S (1, 4) OBP: 0.322, SLG: 0.345			F SI 93 B SI 93 X SI 94 1-1 ① G6-3		B SI 92 C SI 92 B SL 86 X SI 93 2-1 21 2B 1B		1 SAFE C SI 92 B SL 87 1 SAFE F SL 88 S CU 83 1-3 ② K			3	0	1	0	0	1	1
20 Jordan Danks, L (1, 7) OBP: 0.280, SLG: 0.280			B SI 94 B SI 94 X SI 94 2-0 21 S 1 E 1B		C SL 86 S SL 87 B CU 82 1 SAFE C SL 88 1-3 ② K		X SI 93 0-0 ③ L9			3	1	1	0	0	1	2
21 Tyler Flowers, R (1, 2) OBP: 0.298, SLG: 0.382			C SI 93 B FF 92 F SI 94 F FF 93 B SI 94 S SL 88 2-3 ② K 1-2		X SL 88 0-0 1-3 2B			F SI 92 S SL 89 S CU 84 0-3 ① K2-3		3	0	1	0	0	2	1
Inning Stats	R: 0 E: 0 K: 0 S: 6 H: 0 LOB: 0 BB: 0 P: 9	R: 0 E: 0 K: 0 S: 3 H: 0 LOB: 0 BB: 0 P: 7	R: 1 E: 1 K: 1 S: 12 H: 1 LOB: 1 BB: 0 P: 17	R: 0 E: 0 K: 1 S: 7 H: 0 LOB: 0 BB: 0 P: 10	R: 0 E: 0 K: 1 S: 8 H: 2 LOB: 2 BB: 0 P: 11	R: 0 E: 0 K: 2 S: 11 H: 0 LOB: 0 BB: 0 P: 15	R: 0 E: 0 K: 1 S: 7 H: 1 LOB: 1 BB: 0 P: 9	R: 0 E: 0 K: 1 S: 9 H: 0 LOB: 0 BB: 0 P: 12	R: 0 E: 0 K: 1 S: 11 H: 1 LOB: 1 BB: 0 P: 14	1B: 4 2B: 1 3B: 0 HR: 0	SF: 0 SAC: 0 DP: 0 HBP: 0					

PITCHER	IP	WLS	BF	H	R	ER	SO	BB	IBB	HBP	BLK	WP	HR	S	P	ERA	WHIP
28 Corey Kluber, R (1, 1) ERA: 2.6	9.0	W	33	5	1	0	8	0	0	0	0	0	0	74	104	0.00	0.556

PITCHER	IP	WLS	BF	H	R	ER	SO	BB	IBB	HBP	BLK	WP	HR	S	P	ERA	WHIP

TOP

Chicago White Sox @ Cleveland Indians

Progressive Field, Cleveland, OH

Sat Sep 06 2014, 7:07 PM - 9:52 PM EDT

Att. 17,367 - Overcast - 69 F

livebaseballscorecards.com

AB	33
R	1
H	5
RBI	0
BB	0
SO	8
LOB	10

Batter	1	2	3	4	5	6	7	8	9	AB	R	H	RBI	BB	SO	LOB
24 Michael Bourn, L (1, 8) OBP: 0.324, SLG: 0.376	B FF 91 F FF 92 F SI 91 B CU 81 C CU 80 2-3 ① K		C CU 80 S CU 81 B CU 81 S SI 92 1-3 ② K		C FF 92 B FF 91 B SI 92 X FF 92 2-1 23 1B 2B		C FC 88 B FS 85 S FS 85 B FS 86 B FS 85 F FC 87 F FC 86 B FC 87 4-2 11 3B BB			3	1	1	0	1	2	0
11 José Ramírez, S (1, 6) OBP: 0.303, SLG: 0.342	C FF 91 B FF 93 X FF 91 1-1 ② F8		B FF 91 B FF 92 C FF 91 B FF 92 C FF 92 X FF 92 3-2 23 S 1B		B CU 80 B FF 92 2 SAFE S FF 92 F CU 82 X CU 80 2-2 23 1B 1B		B SI 89 1 SAFE 1 SAFE B FC 86 F FC 88 F SI 89 1 SAFE F FS 85 X FC 87 2-2 1-H 23 1B 3B			4	1	3	1	0	0	0
23 Michael Brantley, L (1, 7) OBP: 0.372, SLG: 0.496	X FF 92 0-0 41 S 1B		1 SAFE B SI 92 S FF 91 B FF 92 C CU 82 X CU 81 2-2 ③ G3 1-2		B FF 92 X FF 92 1-0 1-2 2-3 1B		C FC 88 D FS 86 F FS 86 X FS 85 1-2 10 E 3-H 1B			4	0	3	1	0	0	1
41 Carlos Santana, S (1, 10) OBP: 0.366, SLG: 0.437	C FF 92 D CU 83 C FF 93 B FF 94 B FF 93 B CU 82 4-2 10 FC6-4 1-2 BB			X FF 90 0-0 HR	D CH 86 X FF 92 1-0 ② P3		S FS 84 B SI 90 1 SAFE F FS 85 B FC 86 X FS 84 2-2 ② F9			3	1	1	1	1	0	4
10 Yan Gomes, R (1, 2) OBP: 0.323, SLG: 0.475	D CU 83 X FF 92 1-0 ③ FC6-4 1-2f			C FF 92 X CH 86 0-1 ① G5-3	B CH 86 C FF 92 S FF 92 S CU 81 1-3 ③ K		P PO 85 1 SAFE X FC 87 1-0 ③ F7 1-3			4	0	0	0	0	1	6
22 Jason Kipnis, L (1, 4) OBP: 0.315, SLG: 0.339		B FF 91 C FF 92 B SI 92 X CU 80 2-1 ① F7		X CU 80 0-0 1B	B CU 80 C FF 92 X CU 80 1-1 ① L7			C SI 94 X CU 82 0-1 ① G1-3		4	0	1	0	0	0	0
36 Jesús Aguilar, R (1, 3) OBP: 0.250, SLG: 0.130		B FF 92 B FF 92 F FF 91 F FF 92 C FF 92 2-3 ② K		C CH 84 B CH 84 1 SAFE B FF 91 S CH 85 B FF 92 1 SAFE X FF 93 3-2 ② L9	C CU 79 B CH 86 B CH 87 C CU 80 F CH 87 F FF 92 B CU 81 F SI 93 S CU 82 3-3 ② K			B FF 94 X SI 94 1-0 ② F9		4	0	0	0	0	2	1
8 Lonnie Chisenhall, L (1, 5) OBP: 0.355, SLG: 0.454		C FF 93 B FF 93 F SI 91 S FF 92 1-3 ③ K		1 SAFE B CU 81 S FF 92 1 SAFE X FF 92 1-1 ③ P6	B CU 82 B CH 87 C FF 92 F FF 92 S FF 92 2-3 ③ K			B CU 82 F SL 89 X CH 85 1-1 ③ F9		4	0	0	0	0	2	1
62 Tyler Holt, R (1, 9) OBP: 0.327, SLG: 0.304 39 JB Shuck, L (7, PH) OBP: 0.193, SLG: 0.247 (8, 9)			C FF 90 B FF 90 F FF 92 B FF 92 B FF 93 X FF 92 3-2 ① F9		C CU 79 X FF 91 0-1 ① F9		C FS 84 X FS 84 0-1 ① P5			2 1	0 0	0 0	0 0	0 0	0 0	0 0
Inning Stats	R: 0 E: 0 K: 1 S: 9 H: 1 LOB: 2 BB: 1 P: 17	R: 0 E: 0 K: 2 S: 8 H: 0 LOB: 0 BB: 0 P: 13	R: 0 E: 0 K: 1 S: 12 H: 1 LOB: 1 BB: 0 P: 21	R: 1 E: 0 K: 0 S: 9 H: 2 LOB: 1 BB: 0 P: 13	R: 0 E: 0 K: 1 S: 12 H: 3 LOB: 3 BB: 0 P: 19	R: 0 E: 0 K: 2 S: 11 H: 0 LOB: 0 BB: 0 P: 17	R: 2 E: 1 K: 0 S: 18 H: 2 LOB: 1 BB: 1 P: 27	R: 0 E: 0 K: 0 S: 5 H: 0 LOB: 0 BB: 0 P: 7		1B: 6 2B: 1 3B: 1 HR: 1 SF: 0 SAC: 0 DP: 0 HBP: 0			WP: 0 PB: 0 SB: 2 CS: 0 PA: 35	

BOTTOM

Chicago White Sox @ Cleveland Indians

Progressive Field, Cleveland, OH

Sat Sep 06 2014, 7:07 PM - 9:52 PM EDT

Att. 17,367 - Overcast - 69 F

livebaseballscorecards.com

AB	33
R	3
H	9
RBI	3
BB	2
SO	7
LOB	13

PITCHER		IP	WLS	BF	H	R	ER	SO	BB	IBB	HBP	BLK	WP	HR	S	P	ERA	WHIP
62 Jose Quintana, L ERA: 3.38	(1, 1)	6.0		26	7	1	1	7	1	0	0	0	0	1	61	100	1.50	1.333
57 Zach Putnam, R ERA: 2.15	(7, 1)	1.0	L	6	2	2	2	0	1	0	0	0	0	0	18	27	18.00	3.000
27 Matt Lindstrom, R ERA: 4.33	(8, 1)	1.0		3	0	0	0	0	0	0	0	0	0	0	5	7	0.00	0.000

PITCHER	IP	WLS	BF	H	R	ER	SO	BB	IBB	HBP	BLK	WP	HR	S	P	ERA	WHIP

Batter	1	2	3	4	5	6	7	8	9	AB	R	H	RBI	BB	SO	LOB
1 Adam Eaton, L (1, 8) OBP: 0.366, SLG: 0.399	C FF 96 X SI 95 0-1 L7		C SI 95 F CH 90 F SL 88 F FF 97 X SL 86 0-2 L8			C SL 87 B FF 95 X CH 88 1-1 G6-3			B CH 86 X CH 87 1-0 FC3-6 79 1B 1-2f	4	0	0	0	0	0	1
77 Yolmer Sánchez, S (1, 4) OBP: 0.302, SLG: 0.323	B FF 96 C FF 96 F FF 96 F CH 92 F FF 97 S SL 87 1-3 K			B FF 94 X FF 94 1-0 L8		X CH 89 0-0 L9			T FF 97 B FF 96 S SL 87 B FF 97 S SL 88 2-3 K	4	0	0	0	0	2	1
79 José Abreu, R (1, 10) OBP: 0.381, SLG: 0.598 28 Leury García, S (9, PR) OBP: 0.206, SLG: 0.222	B SI 94 X SL 88 1-0 G6-3			F SI 94 B SI 95 S SL 88 B SI 96 B CU 84 X SL 87 3-2 F7			S FF 97 X SL 87 0-1 G6-3		B SI 95 S SL 86 F SI 95 X SL 87 1-2 1-2 1B	4 0	0 0	1 0	0 0	0 0	0 0	0 0
12 Conor Gillaspie, L (1, 5) OBP: 0.347, SLG: 0.431		B FF 95 X FF 94 1-0 10 G4-3 2B		X CH 88 0-0 G3-1			C FF 96 B CU 81 B FF 95 B CH 90 X FF 95 3-1 G1-4-3		B KC 87 S KC 86 X KC 88 1-1 L8	4	0	1	0	0	0	2
10 Alexei Ramirez, R (1, 6) OBP: 0.311, SLG: 0.417		F SL 87 B SI 96 S SL 87 X SL 87 1-2 G4-3 2-3			F SI 94 F SL 85 F CH 90 B CH 88 X SI 96 1-2 G6-3		C SL 87 B FF 96 S SI 95 B FF 96 C SL 86 2-3			3	0	0	0	0	1	1
38 Andy Wilkins, L (1, 3) OBP: 0.067, SLG: 0.133		S CH 89 B SI 97 B CH 90 F SL 87 F SL 88 T FF 96 2-2 K			S SI 97 T SI 97 B FF 96 F CH 90 X SL 87 1-2 2B			F CH 89 C SI 95 X SI 96 0-2 G3-1		3	0	1	0	0	1	1
24 Dayan Viciedo, R (1, 9) OBP: 0.279, SLG: 0.410		X SL 89 0-0 G6-3			C SL 88 S SI 94 S SL 88 0-3 K			S SL 87 B FF 97 F SL 87 C SL 88 1-3 K		3	0	0	0	0	2	2
20 Jordan Danks, L (1, 7) OBP: 0.271, SLG: 0.271			X FF 95 0-0 F8		B CH 89 C CH 89 S FF 97 S FF 97 1-3 K			B FF 97 S CH 89 S SL 89 S SL 88 1-3 K		3	0	0	0	0	2	1
17 Adrian Nieto, S (1, 2) OBP: 0.306, SLG: 0.323 25 Moisés Sierra, R (9, PR) OBP: 0.261, SLG: 0.340			C SI 94 B CH 89 X SI 96 1-1 G6-3			C FF 95 B FF 97 X CH 87 1-1 G1-3			B FF 95 B FF 96 C FF 95 X SI 95 2-1 1 FC3-6 1B	3 0	0 0	1 0	0 0	0 0	0 0	0 0
Inning Stats	R: 0 E: 0 K: 1 S: 8 H: 0 LOB: 0 BB: 0 P: 10	R: 0 E: 0 K: 1 S: 9 H: 1 LOB: 1 BB: 0 P: 13	R: 0 E: 0 K: 0 S: 8 H: 0 LOB: 0 BB: 0 P: 9	R: 0 E: 0 K: 0 S: 5 H: 0 LOB: 0 BB: 0 P: 9	R: 0 E: 0 K: 2 S: 14 H: 1 LOB: 1 BB: 0 P: 17	R: 0 E: 0 K: 0 S: 5 H: 0 LOB: 0 BB: 0 P: 7	R: 0 E: 0 K: 1 S: 7 H: 0 LOB: 0 BB: 0 P: 12	R: 0 E: 0 K: 2 S: 9 H: 0 LOB: 0 BB: 0 P: 11	R: 0 E: 0 K: 1 S: 11 H: 2 LOB: 2 BB: 0 P: 18	1B: 2 2B: 2 3B: 0 HR: 0 SF: 0 SAC: 0 DP: 0 HBP: 0						

PITCHER	IP	WLS	BF	H	R	ER	SO	BB	IBB	HBP	BLK	WP	HR	S	P	ERA	WHIP
59 Carlos Carrasco, R (1, 1) ERA: 2.69	8.2	W	30	4	0	0	8	0	0	0	0	0	0	74	103	0.00	0.462
37 Cody Allen, R (9, 1) ERA: 2.15	0.1	S	1	0	0	0	0	0	0	0	0	0	0	2	3	0.00	0.000

PITCHER	IP	WLS	BF	H	R	ER	SO	BB	IBB	HBP	BLK	WP	HR	S	P	ERA	WHIP

TOP

Chicago White Sox @ Cleveland Indians

Progressive Field, Cleveland, OH

Sun Sep 07 2014, 1:07 PM - 3:42 PM EDT

Att. 17,957 - Sunny - 71 F

livebaseballscorecards.com

AB	31
R	0
H	4
RBI	0
BB	0
SO	8
LOB	9

PA: 31

Batter	1	2	3	4	5	6	7	8	9	AB	R	H	RBI	BB	SO	LOB
24 Michael Bourn, L (1, 8) OBP: 0.326, SLG: 0.383	B FF 89 F SI 89 B SI 90 X SI 90 2-1 23 1B 3B		B SI 89 F CH 81 B CH 83 B SI 88 F SI 89 X SI 89 3-2 ① F8			C CU 73 B CU 80 B CH 82 X SI 90 2-1 ① G4-3		1 SAFE B FF 90 B FF 89 C FF 89 F FF 88 X CU 78 2-2 41 G4-3 11 SH1-4 1-2 1B		4	1	2	0	0	0	1
11 José Ramírez, S (1, 6) OBP: 0.298, SLG: 0.335	C SI 89 B CH 82 B CH 81 F SI 89 X SL 81 2-2 ① G3		B CH 82 F SI 87 B CH 81 F SI 89 1 SAFE X SL 80 2-2 ② FC6-4 23 S 1-2f			X CU 74 0-0 ② G4-3		X SI 87 0-0 ① SH1-4 1-2 2-3		3	0	0	0	0	0	2
23 Michael Brantley, L (1, 7) OBP: 0.375, SLG: 0.497	D SI 90 B CH 83 X SI 89 2-0 41 BB 3-H 1B		1 SAFE C SI 88 D CU 80 X SI 89 1-1 ③ G4-3 1-2			C FF 90 B SL 81 C SI 91 B CU 79 F CH 83 X SI 91 2-2 1B		I IN 79 I IN 80 I IN 82 I IN 82 4-0 41 G4-3 IBB		3	0	2	1	1	0	1
41 Carlos Santana, S (1, 3) OBP: 0.365, SLG: 0.434	1 SAFE B SI 88 B CH 81 B SI 88 B FF 88 4-0 22 G4-6-3 1-2 BB			B SI 88 F SI 89 C CH 81 F CU 77 B CH 82 X CU 79 2-2 ① G4-3		1 SAFE B CH 80 B CH 80 C SI 88 C SI 88 F SL 80 D CU 80 X SI 89 3-2 ③ L9		X SL 88 0-0 ② G4-3 1-2 2-3 3-H		3	0	0	1	1	0	3
22 Jason Kipnis, L (1, 4) OBP: 0.315, SLG: 0.338	B SI 89 C SI 89 X SI 88 1-1 ②③ G4-6-3 1-2f			B SI 89 B SI 90 C SI 89 F FC 85 F SL 81 X SI 89 2-2 ② G6-3			C SI 87 B FC 86 C SI 89 X CU 79 1-2 8 L4-3 1B	B SL 88 C SL 89 B SL 88 B SL 89 X SL 88 3-1 ③ G3-1		4	0	1	0	0	0	4
8 Lonnie Chisenhall, L (1, 5) OBP: 0.353, SLG: 0.451		B SI 88 X FF 89 1-0 ① G1-4-3		C CU 75 B FC 86 F FF 90 S CU 79 1-3 ③ K			F SI 89 1 SAFE B CH 82 X CH 82 1-1 ①② L4-3 1-1			3	0	0	0	0	1	1
7 David Murphy, L (1, 10) OBP: 0.326, SLG: 0.385		C SI 90 X SI 89 0-1 ② F9			C SI 88 B CU 79 X CH 82 1-1 ① G3		C FF 90 X SI 90 0-1 1B			3	0	1	0	0	0	0
39 JB Shuck, L (1, 9) OBP: 0.187, SLG: 0.239		B SI 89 C SI 89 B FC 87 X SI 90 2-1 ③ F8			C SI 89 X FC 87 0-1 ② F9		C SI 89 1 SAFE S CH 81 X SI 89 0-2 ③ G1-3			3	0	0	0	0	0	1
55 Roberto Pérez, R (1, 2) OBP: 0.309, SLG: 0.359			C SI 89 B SI 90 C CU 80 X CU 80 1-2 11 FC6-4 1B		B SI 90 B SI 90 X SI 89 2-0 ③ F9			C CU 78 X CU 77 0-1 11 SH1-4 24 1B 41 G4-3 1B		3	1	2	0	0	0	0
Inning Stats	R: 1 E: 0 K: 0 S: 8 H: 2 LOB: 1 BB: 1 P: 19	R: 0 E: 0 K: 0 S: 5 H: 0 LOB: 0 BB: 0 P: 8	R: 0 E: 0 K: 0 S: 11 H: 1 LOB: 1 BB: 0 P: 18	R: 0 E: 0 K: 1 S: 11 H: 0 LOB: 0 BB: 0 P: 16	R: 0 E: 0 K: 0 S: 5 H: 0 LOB: 0 BB: 0 P: 8	R: 0 E: 0 K: 0 S: 11 H: 1 LOB: 1 BB: 0 P: 18	R: 0 E: 0 K: 0 S: 10 H: 2 LOB: 1 BB: 0 P: 12	R: 1 E: 0 K: 0 S: 9 H: 2 LOB: 2 BB: 1 P: 18		1B: 7 2B: 1 3B: 1 HR: 0 SF: 0 SAC: 1 DP: 2 HBP: 0						

PITCHER		IP	WLS	BF	H	R	ER	SO	BB	IBB	HBP	BLK	WP	HR	S	P	ERA	WHIP
67 Scott Carroll, R ERA: 4.92	(1, 1)	7.0	L	27	7	2	2	1	1	0	0	0	0	0	63	101	2.57	1.143
53 Eric Surkamp, L ERA: 6.19	(8, 1)	0.1		3	1	0	0	0	0	1	0	0	0	0	4	10	0.00	3.000
27 Matt Lindstrom, R ERA: 4.23	(8, 1)	0.2		2	0	0	0	0	0	0	0	0	0	0	3	6	0.00	0.000

PITCHER	IP	WLS	BF	H	R	ER	SO	BB	IBB	HBP	BLK	WP	HR	S	P	ERA	WHIP

BOTTOM

Chicago White Sox @ Cleveland Indians

Progressive Field, Cleveland, OH

Sun Sep 07 2014, 1:07 PM - 3:42 PM EDT

Att. 17,957 - Sunny - 71 F

livebaseballscorecards.com

AB	29
R	2
H	8
RBI	2
BB	2
SO	1
LOB	13

WP: 0 PB: 0 SB: 1 CS: 0 PA: 32

Los Angeles Angels @ Cleveland Indians

Progressive Field, Cleveland, OH

Mon Sep 08 2014, 1:08 PM - 4:23 PM EDT

Att. 15,116 - Sunny - 74 F

TOP

livebaseballscorecards.com

Batter	1	2	3	4	5	6	7	8	9	AB	R	H	RBI	BB	SO	LOB
56 Kole Calhoun, L (1, 9) OBP: 0.336, SLG: 0.461	1-0 5 G1-4-3 27 1B 1B		4-1 BB		2-0 2-H HR	1-1 ③ 1B			4-1 27 1B 5 HR BB	3	2	3	2	2	0	0
27 Mike Trout, R (1, 8) OBP: 0.372, SLG: 0.552 22 Tony Campana, L (9, 8) OBP: 0.175, SLG: 0.210	1-1 5 G1-4-3 1-2 1B		3-3 ② K		1-3 ② K		4-2 5 1B 47 1B BB		2-2 1-2 5 HR 1B	4 0	2 0	2 0	0 0	1 0	2 0	1 0
5 Albert Pujols, R (1, 10) OBP: 0.333, SLG: 0.475	2-2 ① ② G1-4-3 1-2f 2-3		0-0 ③ F9		0-1 47 1B 6 HR 1B		1-0 47 1B 1-2 6 G4-6-3 1B		1-1 1-H 2-H HR	5	3	3	3	0	0	3
47 Howie Kendrick, R (1, 4) OBP: 0.344, SLG: 0.394 13 Luis Jimenez, R (9, 5) OBP: 0.214, SLG: 0.192	1-3 ③ K			0-1 ① G5-3	1-0 6 HR 1-2 1B		1-1 6 G4-6-3 1-3 2-H 1B		2-2 HR	5 0	2 0	3 0	2 0	0 0	1 0	1 0
6 David Freese, R (1, 5) OBP: 0.319, SLG: 0.368 8 John McDonald, R (7, 5) OBP: 0.244, SLG: 0.167 18 Gordon Beckham, R (9, PH) OBP: 0.271, SLG: 0.343 (9, 6)		2-2 ① F9		1-2 ② G6-3	2-2 1-H 2-H HR		1-0 ① ② G4-6-3 1-2f 3-H		3-2 ① F9	4 0 1	1 0 0	1 0 0	3 0 0	0 0 0	0 0 0	1 0 0
2 Erick Aybar, S (1, 6) OBP: 0.323, SLG: 0.382 10 Grant Green, R (9, PH) OBP: 0.315, SLG: 0.400 (9, 4)		0-0 ② G6-3		0-1 ③ G6-3	0-0 24 S 1B		0-0 ③ G4-3		2-2 2B	4 1	0 0	1 1	0 0	0 0	0 0	0 0
24 C.J. Cron, R (1, 3) OBP: 0.306, SLG: 0.481 19 Efren Navarro, L (8, 3) OBP: 0.317, SLG: 0.352		4-0 BB	1-2 24 1B 7 G5-3 1B	3-2 F8				0-1 ① G1-3	1-0 ② F7	3 1	1 0	1 0	0 0	1 0	0 0	1 1
24 Hank Conger, L (1, 2) OBP: 0.286, SLG: 0.314		3-3 ③ K			2-2 7 G5-3 56 HR 1-3 1B	2-3 ① K		1-2 ② K	1-1 ③ F8	5	1	1	0	0	3	2
7 Collin Cowgill, R (1, 7) OBP: 0.331, SLG: 0.368			1-2 ① G6-3		1-2 ① G5-3 1-2 3-H	1-2 ② F8		0-2 ③ F7		4	0	0	1	0	0	1

	AB	R	H	RBI	BB	SO	LOB
AB	40						
R		12					
H			16				
RBI				11			
BB					4		
SO						6	
LOB							11

Inning Stats																																
	R: 0	H: 2		R: 0	H: 0		R: 0	H: 0		R: 0	H: 0		R: 6	H: 7		R: 0	H: 1		R: 2	H: 2		R: 0	H: 0		R: 4	H: 4		1B: 11	SF: 0		WP: 0	PA: 44	
	E: 0	LOB: 1		E: 0	LOB: 1		E: 0	LOB: 1		E: 0	LOB: 0		E: 0	LOB: 1		E: 0	LOB: 1		E: 0	LOB: 0		E: 0	LOB: 0		E: 0	LOB: 1		2B: 1	SAC: 0		PB: 0		
	K: 1	BB: 0		K: 1	BB: 1		K: 1	BB: 1		K: 1	BB: 0		K: 1	BB: 0		K: 1	BB: 0		K: 0	BB: 1		K: 0	BB: 0		K: 0	BB: 1		3B: 0	DP: 2		SB: 1		
	S: 11	P: 16		S: 8	P: 17		S: 9	P: 17		S: 7	P: 8		S: 31	P: 44		S: 8	P: 12		S: 8	P: 15		S: 9	P: 10		S: 21	P: 37		HR: 4	HBP: 0		CS: 0		

PITCHER		IP	WLS	BF	H	R	ER	SO	BB	IBB	HBP	BLK	WP	HR	S	P	ERA	WHIP
31 Danny Salazar, R ERA: 4.19	(1, 1)	4.2	L	23	8	6	6	4	2	0	0	0	0	2	58	91	11.57	2.143
34 Zach McAllister, R ERA: 5.97	(5, 1)	2.0		9	4	2	2	1	1	0	0	0	0	0	23	37	9.00	2.500
57 Kyle Crockett, L ERA: 1.78	(7, 1)	0.1		1	0	0	0	0	0	0	0	0	0	0	1	1	0.00	0.000
49 Austin Adams, R ERA: 11.81	(8, 1)	1.0		3	0	0	0	1	0	0	0	0	0	0	9	10	0.00	0.000
50 Nick Hagadone, L ERA: 2.18	(9, 1)	0.0		2	1	2	2	0	1	0	0	0	0	0	6	12	∞	∞

PITCHER		IP	WLS	BF	H	R	ER	SO	BB	IBB	HBP	BLK	WP	HR	S	P	ERA	WHIP
56 Bryan Price, R ERA: 20.25	(9, 1)	1.0		6	3	2	2	0	0	0	0	0	0	2	15	25	18.00	3.000

Los Angeles Angels @ Cleveland Indians

Progressive Field, Cleveland, OH

Mon Sep 08 2014, 1:08 PM - 4:23 PM EDT

Att. 15,116 - Sunny - 74 F

livebaseballscorecards.com

BOTTOM

Batter	1	2	3	4	5	6	7	8	9	AB	R	H	RBI	BB	SO	LOB
24 Michael Bourn, L (1, 8) OBP: 0.323, SLG: 0.378 62 Tyler Holt, R (8, 8) OBP: 0.340, SLG: 0.304	B FF 84 F SI 85 F CU 71 S FF 89 1-3 ① K			B SI 86 C CU 69 F CH 79 B FC 88 X SI 87 2-2 ① G4-3	S CU 71 B FF 85 X CH 77 1-1 ③ G3-1		C FF 94 C SL 83 B FF 94 B FF 94 X SL 83 2-2 ② F7		B FF 100 B FF 96 F FF 97 B FF 94 B FF 96 4-1 1-2 BB	4 0	0 0	0 0	0 0	0 1	1 0	2 0
11 José Ramírez, S (1, 6) OBP: 0.289, SLG: 0.325	B SI 85 C CU 69 F CU 69 X SI 86 1-2 ② G4-3			C FF 86 X SL 79 0-1 ② L9		C SI 84 C FF 85 B FF 86 B CH 77 X CH 77 2-2 ① G3-1	F SL 82 B FF 94 S FF 95 F FF 94 X SL 82 1-2 ③ G4-3		B FF 95 B FF 97 B FF 97 C FF 98 F FF 97 S FF 98 3-3 ③ K	5	0	0	0	0	1	3
23 Michael Brantley, L (1, 7) OBP: 0.374, SLG: 0.495 6 Zach Walters, S (9, 7) OBP: 0.248, SLG: 0.435	C FF 86 X FC 87 0-1 ③ G3			C CU 69 X CU 68 0-1 1B		B CH 79 X FF 86 1-0 ② L7		B FF 90 C FF 89 F CH 85 B FF 90 X FF 90 2-2 ① F9		4 0	0 0	1 0	0 0	0 0	0 0	0 0
41 Carlos Santana, S (1, 3) OBP: 0.366, SLG: 0.435 36 Jesús Aguilar, R (9, 3) OBP: 0.250, SLG: 0.130		B FF 84 X FC 85 1-0 22 L3 1B		B CH 81 1 SAFE C SI 85 B SI 87 1 SAFE C FF 86 1 SAFE B FF 86 T CU 71 3-2 ③ K		X FF 85 0-0 22 BB 8 1B 1B		B FF 90 B FF 91 X FF 91 2-0 ② P4		4 0	1 0	2 0	0 0	0 0	1 0	1 0
22 Jason Kipnis, L (1, 4) OBP: 0.318, SLG: 0.342 1 Justin Sellers, R (9, 4) OBP: 0.316, SLG: 0.188		C SI 85 X FC 85 0-1 ① ② L3 1-1			B SI 86 C CU 69 B FF 85 X FF 84 2-1 8 HR 2B	B SI 85 C CH 78 S CU 70 F FF 88 F FF 87 B SI 86 F CU 69 B CH 78 B CU 67 4-2 8 1B 1-2 BB		C FF 91 C KC 84 X FF 91 0-2 1B		3 0	1 0	2 0	0 0	1 0	0 0	1 0
8 Lonnie Chisenhall, L (1, 5) OBP: 0.354, SLG: 0.459		B SI 87 C CU 70 F SI 87 F FC 87 B SL 80 X CH 78 2-2 ③ F7			B CH 77 X CH 78 1-0 2-H HR	B SI 86 B SI 87 C CU 69 C FF 87 F FF 86 B FC 86 X SI 87 3-2 1-3 2-H 1B		B FF 90 C KC 81 S FF 91 X CH 86 1-2 ③ G4-3		4	1	2	3	0	0	1
10 Yan Gomes, R (1, 2) OBP: 0.321, SLG: 0.472 53 Chris Gimenez, R (9, 2) OBP: 0.336, SLG: 0.355			S FF 87 B FF 88 B CU 71 F CU 69 X FF 89 2-2 ① F9		F FF 86 B SL 81 X SL 81 1-1 ① G6-3	B CU 71 X SL 80 1-0 ③ F8			B FF 95 B FF 97 C FF 97 B FF 99 B FF 97 4-1 62 BB BB	3 0	0 0	0 0	0 0	0 1	0 0	2 0
72 Jason Giambi, L (1, 10) OBP: 0.237, SLG: 0.302 39 JB Shuck, L (7, PR) OBP: 0.185, SLG: 0.236 (8, 10)			B FF 85 C SI 86 B SI 86 X CU 69 2-1 ② P6		B SI 86 B SI 86 B CH 78 C FF 85 F FF 86 B FF 87 4-2 BB		B SI 93 X FF 93 1-0 2B		C FF 99 B FF 98 X FF 97 1-1 ① P5	2 1	0 0	1 0	0 0	1 0	0 0	0 1
7 David Murphy, L (1, 9) OBP: 0.323, SLG: 0.381			B FF 86 B CU 69 F FF 86 C SI 86 X FC 88 2-2 ③ L6		C CU 71 B SI 86 X FF 85 1-1 ② F7		F CH 84 X SL 82 0-1 ① P4		F FF 96 S SL 89 S SL 88 0-3 ② K	4	0	0	0	0	1	3
Inning Stats	R: 0 E: 0 K: 1 S: 8 H: 0 LOB: 0 BB: 0 P: 10	R: 0 E: 0 K: 0 S: 7 H: 1 LOB: 0 BB: 0 P: 10	R: 0 E: 0 K: 0 S: 8 H: 0 LOB: 0 BB: 0 P: 14	R: 0 E: 0 K: 1 S: 10 H: 1 LOB: 1 BB: 0 P: 15	R: 2 E: 0 K: 0 S: 11 H: 2 LOB: 1 BB: 1 P: 21	R: 1 E: 0 K: 0 S: 15 H: 2 LOB: 2 BB: 1 P: 26	R: 0 E: 0 K: 0 S: 10 H: 1 LOB: 1 BB: 0 P: 14	R: 0 E: 0 K: 0 S: 10 H: 1 LOB: 1 BB: 0 P: 15	R: 0 E: 0 K: 2 S: 10 H: 0 LOB: 2 BB: 2 P: 22	1B: 5 2B: 3 3B: 0 HR: 1 SF: 0 SAC: 0 DP: 1 HBP: 0						WP: 0 PB: 0 SB: 0 CS: 0 PA: 38	

	AB	34
	R	3
	H	8
	RBI	3
	BB	4
	SO	4
	LOB	14

PITCHER		IP	WLS	BF	H	R	ER	SO	BB	IBB	HBP	BLK	WP	HR	S	P	ERA	WHIP
36 Jered Weaver, R ERA: 3.58	(1, 1)	6.0	W	25	6	3	3	2	2	0	0	0	0	1	59	96	4.50	1.333
39 Jason Grilli, R ERA: 3.31	(7, 1)	1.0		4	1	0	0	0	0	0	0	0	0	0	10	14	0.00	1.000
59 Fernando Salas, R ERA: 2.58	(8, 1)	1.0		4	1	0	0	0	0	0	0	0	0	0	10	15	0.00	1.000
49 Jairo Díaz, R ERA:	(9, 1)	1.0		5	0	0	0	2	2	0	0	0	0	0	10	22	0.00	2.000

PITCHER	IP	WLS	BF	H	R	ER	SO	BB	IBB	HBP	BLK	WP	HR	S	P	ERA	WHIP

Minnesota Twins @ Cleveland Indians

Progressive Field, Cleveland, OH

Tue Sep 09 2014, 7:09 PM - 10:12 PM EDT

Att. 9,489 - Cloudy - 75 F

TOP

livebaseballscorecards.com

Batter	1	2	3	4	5	6	7	8	9	AB	R	H	RBI	BB	SO	LOB
1 Jordan Schafer, L (1, 7) OBP: 0.325, SLG: 0.306	C FF 94 B FF 94 B CH 88 F FF 94 B FC 84 B FF 95 4-2 2 G6-3 BB			X FF 94 0-0 ① F7	S FF 94 S FC 86 B KC 80 C FC 86 1-3 ③ K			C FF 93 F CH 84 S KC 79 0-3 ② K		3	0	0	0	1	2	0
2 Brian Dozier, R (1, 4) OBP: 0.344, SLG: 0.411	1 SAFE B FF 94 C FF 94 F FF 94 D FC 87 1 SAFE 1 SAFE X FF 95 2-2 ①② G6-3 1-2			C FF 93 B FC 87 B CH 86 X FF 94 2-1 ② G6-3		C FF 92 F CH 90 B ST 84 X KC 79 1-2 ① G5-3		F FF 93 B ST 82 B CH 89 X FF 94 2-1 ③ F8		4	0	0	0	0	0	1
7 Joe Mauer, L (1, 3) OBP: 0.358, SLG: 0.375	C FF 94 C CH 87 F KC 79 S FC 86 0-3 ③ K			B FF 94 C FC 85 B FF 93 F CH 85 X ST 82 2-2 19 2B 2B		C CH 86 B FC 87 F FF 94 X KC 79 1-2 ② G4-3			C SI 91 F SI 92 B SI 93 B SL 84 B SL 84 B SL 84 4-2 31 1B BB	3	1	1	0	1	1	0
19 Kennys Vargas, S (1, 10) OBP: 0.319, SLG: 0.494		F FF 94 B FC 86 B FF 93 F FF 94 B KC 78 X FF 95 3-2 ① F7		C FF 94 F FC 87 F FF 93 B KC 78 B KC 79 X FF 94 2-2 24 1B 2-H 2B		S FC 87 F ST 82 B FF 94 S KC 79 1-3 ③ K2-3			B SI 92 B SI 92 C SI 92 S SL 85 S SL 85 2-3 ① K	4	1	1	1	0	2	1
24 Trevor Plouffe, R (1, 5) OBP: 0.322, SLG: 0.420		B FC 86 C FF 94 C FC 85 X KC 78 1-2 ② L6		X FC 85 0-0 31 HR 2-H 1B			B FF 94 S CH 84 X SI 91 1-1 ① G6-3		B FF 91 B SL 87 X SL 87 2-0 ② F8	4	1	1	1	0	0	1
31 Oswaldo Arcia, L (1, 9) OBP: 0.293, SLG: 0.439		B FF 95 C FF 94 F FC 85 B KC 80 C FF 95 2-3 ③ K		X CH 85 0-0 2-H HR			X FF 94 0-0 ② F9		B FF 91 C SL 88 F SL 88 B FF 92 B CU 80 X SL 88 3-2 8 FC6-4 1-3 1B	4	1	2	2	0	1	0
8 Kurt Suzuki, R (1, 2) OBP: 0.348, SLG: 0.378			C FF 94 F FF 93 F KC 77 S FC 84 0-3 ① K	C FF 95 S FF 95 B KC 80 X KC 79 1-2 ③ F7			C FF 94 B FC 87 H CH 88 2-1 HBP		X SL 87 0-0 ③ FC6-4 1-2f	3	0	0	0	0	1	2
5 Eduardo Escobar, S (1, 6) OBP: 0.315, SLG: 0.405			C FF 93 C FC 87 S KC 79 0-3 ② K2-3		B FF 94 B FF 94 X FF 94 2-0 ① L3		F FC 87 S FC 82 B KC 79 F KC 79 S FC 86 1-3 ③ K			3	0	0	0	0	2	1
32 Aaron Hicks, S (1, 8) OBP: 0.341, SLG: 0.275			X FF 94 0-0 ③ F8		C FF 95 B FC 87 X FF 94 1-1 ② L7			X FF 92 0-0 ① G4-3		3	0	0	0	0	0	0

	AB	R	H	RBI	BB	SO
	31	4	5	4	2	9

LOB 6

Inning Stats	1	2	3	4	5	6	7	8	9
R	0	0	0	4	0	0	0	0	0
E	0	0	0	0	0	0	0	0	0
K	1	1	2	0	1	1	1	1	1
S	9	9	8	15	6	9	8	6	10
H	0	0	0	4	0	0	0	0	1
LOB	0	0	0	0	0	0	1	0	2
BB	1	0	0	0	0	0	0	0	1
P	15	15	8	22	10	12	12	8	21

1B	2	SF	0	WP	0	PA	34
2B	2	SAC	0	PB	0		
3B	0	DP	0	SB	0		
HR	1	HBP	1	CS	0		

PITCHER		IP	WLS	BF	H	R	ER	SO	BB	IBB	HBP	BLK	WP	HR	S	P	ERA	WHIP
47 Trevor Bauer, R ERA: 4.12	(1, 1)	8.0	L	29	4	4	4	8	1	0	1	0	0	1	70	102	4.50	0.625
35 Marc Rzepczynski, L ERA: 2.93	(9, 1)	0.1		2	0	0	0	1	1	0	0	0	0	0	5	11	0.00	3.000
48 Scott Atchison, R ERA: 2.7	(9, 1)	0.2		3	1	0	0	0	0	0	0	0	0	0	5	10	0.00	1.500

PITCHER		IP	WLS	BF	H	R	ER	SO	BB	IBB	HBP	BLK	WP	HR	S	P	ERA	WHIP

Minnesota Twins @ Cleveland Indians

Progressive Field, Cleveland, OH

Tue Sep 09 2014, 7:09 PM - 10:12 PM EDT

Att. 9,489 - Cloudy - 75 F

livebaseballscorecards.com

BOTTOM

Batter	1	2	3	4	5	6	7	8	9	AB	R	H	RBI	BB	SO	LOB
24 Michael Bourn, L (1, 8) OBP: 0.324, SLG: 0.377	C FF 91 B FF 91 B CU 76 B FF 91 B FF 91 4-1 11 L3 BB		B FF 91 B FF 91 F FF 93 S CH 83 S FF 93 2-3 ① K		F FF 92 C CU 77 S CU 78 0-3 ② K		C SL 80 F SL 80 B SL 79 X SL 80 1-2 11 1B 1B		B SI 93 X FF 93 1-0 ② F8	4	0	1	0	1	2	0
11 José Ramírez, S (1, 6) OBP: 0.298, SLG: 0.339	B FF 92 C CH 84 F FF 92 F FF 93 1 SAFE X CU 76 1-2 ①② L3 1-1		B FF 94 X CH 84 1-0 23 G6-3 1B		C CH 84 B FF 93 C FF 92 F FF 94 F CH 86 B CH 84 F FF 92 B FF 94 F FF 94 3-2 X FF 93 23 WP 2B		1 SAFE B FF 89 C FF 88 X SL 80 1-1 1-2 1B		X CH 87 0-0 ③ L8	5	0	3	0	0	0	1
23 Michael Brantley, L (1, 7) OBP: 0.373, SLG: 0.493	B SI 92 B SI 91 F SI 92 X CH 84 2-1 ③ G6-3		1 SAFE C FF 92 X CU 76 0-1 ②③ G6-3 1-2f		B CH 83 B CH 83 B FF 92 C FF 93 B CH 87 4-1 2-3 BB		F SI 92 B SI 91 B SI 92 B SL 84 F FF 92 X SL 84 3-2 ③ L9			3	0	0	0	1	0	3
41 Carlos Santana, S (1, 3) OBP: 0.369, SLG: 0.438		C FF 92 X FF 92 0-1 22 2B 8 G6-3 1B		C FF 92 B CU 78 S CH 84 F FF 93 B SL 84 B SL 84 B CH 85 4-2 22 BB BB	X FF 93 0-0 ③ G5-3			T SI 91 X SI 90 0-1 8 G6-3 10 1B 2B		3	2	2	0	1	0	2
22 Jason Kipnis, L (1, 4) OBP: 0.320, SLG: 0.344		B FF 92 D CH 84 B SI 90 C FF 92 F FF 91 F FF 93 F FF 93 X FF 92 3-2 8 G6-3 10 SF9 1-3 2B		B FF 93 S FF 91 B FF 92 1 SAFE B CH 84 B FF 92 4-1 1-2 BB		C FF 89 B SL 80 F SL 80 B SL 81 X SL 80 2-2 ① F8		C SI 91 T SL 83 D SL 83 F SI 93 B SL 85 B FF 92 X SL 82 3-2 ① F9		3	1	1	0	1	0	1
8 Lonnie Chisenhall, L (1, 5) OBP: 0.351, SLG: 0.454		S CU 76 C FF 94 X FF 94 0-2 ① G6-3 2-3 3-H	C FF 91 F CH 84 B FF 92 F FF 92 F SL 82 X FF 92 1-2 ① F6		B FF 90 B FF 90 B FF 89 C FF 89 F SL 80 S SL 81 3-3 ② K		B SL 82 B FF 91 C SL 82 X SI 91 2-1 ② G6-3 2-3		4	0	0	1	0	1	4
10 Yan Gomes, R (1, 2) OBP: 0.320, SLG: 0.471		B SL 83 B SL 83 D FF 94 C FF 92 F FF 93 F CU 77 X FF 94 3-2 ② SF9 3-H	B FF 92 F FF 91 D SL 83 X FF 90 2-1 ② F7		S FF 90 X FF 89 0-1 ③ L5		C FF 93 B FF 94 B FF 94 X SL 89 2-1 3-H 1B		3	0	1	2	0	0	2
7 David Murphy, L (1, 9) OBP: 0.324, SLG: 0.384 62 Tyler Holt, R (7, PH) OBP: 0.333, SLG: 0.298 (8, 9) 72 Jason Giambi, L (8, PH) OBP: 0.233, SLG: 0.296 39 JB Shuck, L (9, 9) OBP: 0.185, SLG: 0.236		B CU 76 C FF 92 X SI 91 1-1 2B	D CU 77 B CH 83 C FF 93 B FF 93 S CH 84 X CH 84 3-2 ③ P5				B FF 89 B FF 89 B FF 90 C FF 89 C SL 79 C SL 80 3-3 ① K	B CU 79 S FF 94 B FF 93 S FF 93 F FF 94 X FF 94 2-2 ③ F7		2 1 1 0	0 0 0 0	1 0 0 0	0 0 0 0	0 1 0 0	0 0 1 0	2 0 1 0
6 Zach Walters, S (1, 10) OBP: 0.240, SLG: 0.420		D CU 78 D CH 84 S FF 93 B FF 94 F FF 93 S FF 93 3-3 ③ K			S FF 92 B FF 92 X FF 93 1-1 ① G3		B SL 79 F FF 89 F SL 78 X SL 80 1-2 ② F9		B SI 92 B CH 86 X SI 92 2-0 ① G4-3	4	0	0	0	0	1	1

Inning Stats																															
	R: 0	E: 0	K: 0	S: 7	H: 0	LOB: 0	BB: 1	P: 14	R: 2	E: 0	K: 1	S: 19	H: 3	LOB: 1	BB: 0	P: 29	R: 0	E: 0	K: 1	S: 6	H: 1	LOB: 0	BB: 0	P: 9	R: 0	E: 0	K: 0	S: 14	H: 0	LOB: 2	BB: 2	P: 28
	R: 0	E: 0	K: 1	S: 14	H: 1	LOB: 2	BB: 1	P: 22	R: 0	E: 0	K: 1	S: 9	H: 0	LOB: 0	BB: 0	P: 14	R: 0	E: 0	K: 1	S: 14	H: 2	LOB: 2	BB: 0	P: 23	R: 1	E: 0	K: 0	S: 14	H: 2	LOB: 1	BB: 0	P: 23
	R: 0	E: 0	K: 0	S: 3	H: 0	LOB: 0	BB: 0	P: 6	1B: 5	2B: 5	3B: 0	HR: 0	SF: 1	SAC: 0	DP: 2	HBP: 0	WP: 1	PB: 0	SB: 0	CS: 0	PA: 38										

PITCHER		IP	WLS	BF	H	R	ER	SO	BB	IBB	HBP	BLK	WP	HR	S	P	ERA	WHIP
65 Trevor May, R ERA: 8.38	(1, 1)	5.0	W	22	5	2	2	3	4	0	0	0	1	0	60	102	3.60	1.800
64 Aaron Thompson, L ERA:	(6, 1)	1.2	H	7	2	0	0	2	0	0	0	0	0	0	20	31	0.00	1.200
52 Brian Duensing, L ERA: 3.48	(7, 1)	1.0	H	4	1	1	1	0	0	0	0	0	0	0	11	19	9.00	1.000
50 Casey Fien, R ERA: 3.79	(8, 1)	0.1	H	2	1	0	0	0	0	0	0	0	0	0	6	10	0.00	3.000
61 Jared Burton, R ERA: 4.63	(9, 1)	1.0	S	3	0	0	0	0	0	0	0	0	0	0	3	6	0.00	0.000

PITCHER	IP	WLS	BF	H	R	ER	SO	BB	IBB	HBP	BLK	WP	HR	S	P	ERA	WHIP

AB	33
R	3
H	9
RBI	3
BB	4
SO	5
LOB	17

TOP

Minnesota Twins @ Cleveland Indians

Progressive Field, Cleveland, OH

Thu Sep 11 2014, 12:08 PM - 2:47 PM EDT

Overcast - 61 F

livebaseballscorecards.com

Batter	1	2	3	4	5	6	7	8	9	AB	R	H	RBI	BB	SO	LOB
39 Danny Santana, S (1, 8) OBP: 0.356, SLG: 0.475	C SI 92 F SI 93 B SI 94 X SL 90 1-2 19 1B 2B		B SI 93 C SL 89 S CH 85 C CU 84 1-3 ② K			C SI 92 C SI 94 B CU 84 B CU 84 X SL 89 2-2 ② G5-3		S SL 88 X CU 82 0-1 ③ L9		4	1	1	0	0	1	2
2 Brian Dozier, R (1, 4) OBP: 0.344, SLG: 0.410	X SI 93 0-0 ① G6-3		F SI 94 C CU 84 C SI 94 0-3 ③ K			B SL 88 C SL 88 C SI 93 X CU 84 1-2 ③ P4			F SI 92 C SI 94 X SI 95 0-2 7 FC1-4-6 1B	4	0	1	0	0	1	1
7 Joe Mauer, L (1, 3) OBP: 0.355, SLG: 0.371	B SI 93 C SI 93 F SL 89 C SI 94 1-3 ② K			B SI 90 C SL 88 X CH 84 1-1 ① G4-3			B SI 91 C SI 92 F SL 88 S CU 84 1-3 ① K		B SL 89 C SI 94 F SI 93 B FF 93 X SL 90 2-2 ① FC1-4-6 19 1B 24 1B 1-2f	4	1	0	0	0	2	2
19 Kennys Vargas, S (1, 10) OBP: 0.324, SLG: 0.494	B SI 94 F SI 93 X FF 94 1-1 2-H 1B			B SL 87 F SI 93 X CH 85 1-1 ② G4-3			C CU 83 F SI 93 S CU 84 0-3 ② K		B SL 90 C SL 90 X CU 83 1-1 24 1B 1-3 1B	4	0	2	1	0	1	0
24 Trevor Plouffe, R (1, 5) OBP: 0.321, SLG: 0.419	C SI 93 X SI 94 0-1 ③ F8			X SI 92 0-0 ③ F9			X SI 92 0-0 ③ G4-3		F SL 89 F SI 94 X CU 84 0-2 8 FC6-4 1-2 3-H 1B	4	0	1	1	0	0	1
31 Oswaldo Arcia, L (1, 9) OBP: 0.296, SLG: 0.442 43 Josmil Pinto, R (9, PH) OBP: 0.329, SLG: 0.426		B SI 92 F SI 93 B SI 93 S SL 88 S FF 94 2-3 ① K			B SI 92 X SL 88 1-0 8 G6-4-3 1B			C SI 91 B SI 92 S CU 82 X CU 83 1-2 5 1B 1B	B FF 89 F FF 89 B FF 90 B FF 90 X FF 88 3-1 ② L7	3 1	0 0	2 0	0 0	0 0	1 0	0 2
8 Kurt Suzuki, R (1, 2) OBP: 0.345, SLG: 0.374		B SI 93 C SL 89 X SI 93 1-1 ② G3			C SL 87 D CU 83 B SI 94 F SL 89 F SL 90 B CU 84 F SI 94 F SL 88 X SI 94 3-2 ①② G6-4-3 1-2f			S SL 88 X SL 87 0-1 ① F8	B SL 78 C FF 88 X CH 82 1-1 ③ FC6-4 1-2f	4	0	0	0	0	0	4
5 Eduardo Escobar, S (1, 6) OBP: 0.315, SLG: 0.404		F SI 93 B SL 88 F SI 94 B SI 93 F SL 90 X CU 84 2-2 ③ F7			B SI 93 C SL 88 F CH 86 F SI 94 B CU 83 X FF 93 2-2 ③ G4-3			C SI 92 X SI 92 0-1 1-2 1B		3	0	1	0	0	0	0
1 Jordan Schafer, L (1, 7) OBP: 0.320, SLG: 0.301			B SI 92 X SL 88 1-0 ① G1-3			B SI 91 C SI 92 F CU 81 F SI 94 X CH 84 1-2 ① G3		S SI 92 S CU 82 S CU 84 0-3 ② K		3	0	0	0	0	1	2

Inning Stats	1	2	3	4	5	6	7	8	9
	R: 1 E: 0 K: 1 S: 11	R: 0 E: 0 K: 1 S: 9	R: 0 E: 0 K: 2 S: 7	R: 0 E: 0 K: 0 S: 5	R: 0 E: 0 K: 0 S: 11	R: 0 E: 0 K: 0 S: 10	R: 0 E: 0 K: 2 S: 7	R: 0 E: 0 K: 1 S: 12	R: 1 E: 0 K: 0 S: 15
	H: 2 LOB: 1 BB: 0 P: 14	H: 0 LOB: 0 BB: 0 P: 14	H: 0 LOB: 0 BB: 0 P: 9	H: 0 LOB: 0 BB: 0 P: 7	H: 1 LOB: 0 BB: 0 P: 17	H: 0 LOB: 0 BB: 0 P: 14	H: 0 LOB: 0 BB: 0 P: 8	H: 2 LOB: 2 BB: 0 P: 13	H: 3 LOB: 2 BB: 0 P: 22

	AB	34
	R	2
	H	8
	RBI	2
	BB	0
	SO	7
	LOB	14

1B: 7 SF: 0
2B: 1 SAC: 0
3B: 0 DP: 1
HR: 0 HBP: 0

WP: 0 PA: 34
PB: 0
SB: 0
CS: 0

PITCHER		IP	WLS	BF	H	R	ER	SO	BB	IBB	HBP	BLK	WP	HR	S	P	ERA	WHIP
28 Corey Kluber, R ERA: 2.58	(1, 1)	8.1	W	32	8	2	2	7	0	0	0	0	0	0	83	110	2.16	0.960
57 Kyle Crockett, L ERA: 1.73	(9, 1)	0.2		2	0	0	0	0	0	0	0	0	0	0	4	8	0.00	0.000

PITCHER	IP	WLS	BF	H	R	ER	SO	BB	IBB	HBP	BLK	WP	HR	S	P	ERA	WHIP

BOTTOM

Minnesota Twins @ Cleveland Indians

Progressive Field, Cleveland, OH

Thu Sep 11 2014, 12:08 PM - 2:47 PM EDT

Overcast - 61 F

livebaseballscorecards.com

Batter	1	2	3	4	5	6	7	8	9	AB	R	H	RBI	BB	SO	LOB
24 Michael Bourn, L (1, 8) OBP: 0.325, SLG: 0.378 4 Mike Aviles, R (8, PH) OBP: 0.270, SLG: 0.333 (9, 7)	C FF 90 B FF 90 X CH 83 1-1 G3-1	C SI 91 X CH 83 0-1 11 1B 23 1B 1B	X FF 92 0-0 L8	X SI 89 0-0 11 S 23 1B 1B	C SL 84 F FF 94 F FF 94 S FF 94 0-3 K				4 1	2 0	2 0	0 0	0 0	0 1	0 0
11 José Ramírez, S (1, 6) OBP: 0.306, SLG: 0.343	B FF 92 B SI 90 F SI 90 X CH 84 2-1 L7	C SI 91 B FF 91 B SI 90 1 SAFE X CH 83 2-1 22 BB 23 1B 10 2B 1-2 1B	C SL 83 C FF 92 B FF 94 F FF 93 X SL 87 1-2 1B	B SI 88 B CH 83 B FF 89 C FF 91 B CH 82 4-1 41 F9 23 1B 1-2 BB	B CH 79 C FF 94 B CH 81 B FF 94 S FF 94 F FF 95 X FF 95 3-2 F8				4 4	1 0	2 0	0 0	1 0	0 0	0 0
23 Michael Brantley, L (1, 10) OBP: 0.376, SLG: 0.494	B FF 92 B SI 91 B SI 91 B FF 90 4-0 41 HR BB	F SI 93 B SI 92 D CU 81 F SI 92 B SL 87 X CH 85 3-2 22 BB 10 2B 1-2 2-H 1B	C FF 91 B FF 91 D SL 83 X FF 91 2-1 F8	X FF 90 0-0 1-2 2-H 1B						3 3	2 0	2 0	2 0	1 0	0 0	1 0
41 Carlos Santana, S (1, 3) OBP: 0.368, SLG: 0.443 53 Chris Gimenez, R (9, 3) OBP: 0.336, SLG: 0.355	B FF 90 B CH 84 X SI 91 2-0 1-H HR	B SI 92 F FF 92 B FF 92 X CH 84 2-1 P5	C FF 92 B FF 92 C SL 84 B FF 94 F FF 93 B FF 94 X FF 93 3-2 F9	X FF 90 0-0 F9 2-3						4 4	1 0	1 0	2 0	0 0	0 0	4 0
22 Jason Kipnis, L (1, 4) OBP: 0.319, SLG: 0.342 6 Zach Walters, S (9, 4) OBP: 0.240, SLG: 0.420	C SI 94 B CU 80 D CH 84 X CH 84 2-1 L7	B FF 92 B FF 92 D CH 85 C SI 91 B SI 88 4-1 10 2B 8 SF8 1-2 2-3 BB	C FF 93 B CH 85 B CH 85 C FF 92 X SL 85 2-2 G3	C CH 83 F FF 90 X FF 90 0-2 L3						3 0	1 0	0 0	0 0	1 0	0 0	2 0
10 Yan Gomes, R (1, 2) OBP: 0.322, SLG: 0.480		B FF 92 S SI 91 F SI 90 X SL 84 1-2 HR F SI 93 X CH 84 0-1 1-3 2-H 3-H 2B	B SL 85 X FF 93 1-0 E6 8 BB	B FF 90 F FF 91 F FC 90 S CH 81 1-3 K						4 4	1 0	2 0	3 0	0 0	1 0	0 0
8 Lonnie Chisenhall, L (1, 5) OBP: 0.352, SLG: 0.455 1 Justin Sellers, R (8, 5) OBP: 0.316, SLG: 0.188		C SI 92 F CH 85 B FF 90 X FF 91 1-2 39 FC3-6 1B F SI 92 F SI 92 F SL 85 X CH 84 0-2 SF8 3-H	D FF 92 B FF 90 F FF 91 B FF 91 B FF 91 4-1 1-2 BB	B CH 82 B CH 80 X FF 88 2-0 F9						2 0	0 0	1 0	1 0	1 0	0 0	0 0
39 JB Shuck, L (1, 7) OBP: 0.177, SLG: 0.226 (9, 9)		B SI 90 M SI 90 X CH 84 1-1 FC3-6 62 G5-4-3 1-2f C SI 92 B FF 91 X SI 91 1-1 G4-3	X FF 92 0-0 P4	C CH 83 B FF 90 X FF 90 1-1 F7						4 4	0 0	0 0	0 0	0 0	0 0	4 4
62 Tyler Holt, R (1, 9) OBP: 0.309, SLG: 0.275 (9, 8)		X SI 90 0-0 G5-4-3 1-2f	B FF 90 B FF 92 C FF 90 C FF 92 B FF 94 X FF 92 3-2 G3-1	C FF 89 F FF 90 B SL 78 B SL 81 F FF 91 S CH 82 2-3 K2-3				B FF 91 B FF 91 C FF 92 C FF 92 B FF 95 S FF 93 3-3 K		4 4	0 0	0 0	0 0	0 0	2 2	1 1
Inning Stats	R: 2 E: 0 K: 0 S: 7 H: 1 LOB: 0 BB: 1 P: 18	R: 1 E: 0 K: 0 S: 9 H: 2 LOB: 0 BB: 0 P: 12	R: 4 E: 0 K: 0 S: 18 H: 4 LOB: 1 BB: 1 P: 30	R: 0 E: 0 K: 0 S: 10 H: 1 LOB: 1 BB: 0 P: 16	R: 0 E: 1 K: 0 S: 10 H: 0 LOB: 2 BB: 1 P: 20	R: 1 E: 0 K: 1 S: 11 H: 2 LOB: 2 BB: 1 P: 17	R: 0 E: 0 K: 1 S: 6 H: 0 LOB: 0 BB: 0 P: 10	R: 0 E: 0 K: 2 S: 11 H: 0 LOB: 0 BB: 0 P: 17		1B: 7 2B: 1 3B: 0 HR: 2 SF: 1 SAC: 0 DP: 1 HBP: 0				WP: 0 PB: 0 SB: 1 CS: 0 PA: 38	

	AB	33
	R	8
	H	10
	RBI	8
	BB	4
	SO	4
	LOB	12

PITCHER		IP	WLS	BF	H	R	ER	SO	BB	IBB	HBP	BLK	WP	HR	S	P	ERA	WHIP
44 Kyle Gibson, R ERA: 4.58	(1, 1)	3.0	L	17	7	7	7	0	2	0	0	0	0	2	34	60	21.00	3.000
51 Anthony Swarzak, R ERA: 3.95	(4, 1)	2.0		9	1	0	0	0	1	0	0	0	0	0	20	36	0.00	1.000
58 A.J. Achter, R ERA: 6.75	(6, 1)	2.0		9	2	1	1	2	1	0	0	0	0	0	17	27	4.50	1.500
48 Lester Oliveros, R ERA: 27.0	(8, 1)	1.0		3	0	0	0	2	0	0	0	0	0	0	11	17	0.00	0.000

PITCHER	IP	WLS	BF	H	R	ER	SO	BB	IBB	HBP	BLK	WP	HR	S	P	ERA	WHIP

Minnesota Twins @ Cleveland Indians

Progressive Field, Cleveland, OH

Thu Sep 11 2014, 3:23 PM - 5:56 PM EDT

Att. 12,637 - Overcast - 60 F

TOP

livebaseballscorecards.com

Batter	1	2	3	4	5	6	7	8	9	AB	R	H	RBI	BB	SO	LOB
2 Brian Dozier, R (1, 4) OBP: 0.345, SLG: 0.409	C SI 91 B CH 82 S CH 82 X SL 83 1-2 24 G6-4-3 1B		B SI 90 C SI 91 X CH 81 1-1 ②③ F7-6-3 1-1			C SI 90 F SL 83 B SI 90 H SL 84 2-2 9 FC5-4 1-2 HBP		1 SAFE B FC 93 C FC 94 B FC 93 1 SAFE C FC 94 X FC 94 2-2 ③ L9 1-2		3	0	1	0	0	0	2
9 Eduardo Núñez, R (1, 5) OBP: 0.284, SLG: 0.391 7 Joe Mauer, L (9, PH) OBP: 0.357, SLG: 0.371	B SI 88 X CH 81 1-0 ① L8			C SI 89 B SL 82 B CU 77 X SI 90 2-1 ① F8		B SI 89 F SL 84 B SI 90 X CH 81 2-1 ② FC5-4 1-2f 2-3			C FF 96 B KC 85 B FF 95 B FF 95 S FF 95 F FF 96 F FF 95 B FF 96 4-2 19 G6-4-3 BB	3 0	0 0	0 0	0 0	0 1	0 0	3 0
24 Trevor Plouffe, R (1, 10) OBP: 0.319, SLG: 0.415	B SI 90 1 SAFE C SI 90 X SL 83 1-1 ②③ G6-4-3 1-2f			X SI 90 0-0 ② F9		B SL 83 B SL 84 X SI 91 2-0 ③ G5-3			C FF 96 S KC 85 X FF 96 0-2 ① F9	4	0	0	0	0	0	4
19 Kennys Vargas, S (1, 3) OBP: 0.316, SLG: 0.482		B SI 90 B CH 83 B CH 82 C SI 90 X SI 90 3-1 ① G5-3		C SI 91 C SI 90 B SL 84 S SL 84 1-3 ③ K2-3			B SI 89 S SI 89 S CH 83 F SL 83 B SI 87 T SL 83 2-2 ① K		F FF 96 B FF 96 X KC 87 1-1 ②③ G6-4-3 1-2f	4	0	0	0	0	2	1
43 Josmil Pinto, R (1, 2) OBP: 0.324, SLG: 0.417		B SL 84 F SI 90 F SL 84 C SI 90 1-3 ② K			C CU 76 C SI 91 B SL 82 B SI 90 X SL 82 2-2 ① G5-3		C SI 91 C CU 77 B SI 90 B SL 83 F SI 92 C SI 91 2-3 ② K			3	0	0	0	0	2	0
31 Oswaldo Arcia, L (1, 9) OBP: 0.297, SLG: 0.441		F SI 92 B SI 92 X SI 92 1-1 1B			S SL 84 C SI 91 B SI 89 S SL 84 1-3 ② K		F SI 92 S CH 83 B SI 93 B SL 86 S SL 86 2-3 ③ K			3	0	1	0	0	2	0
32 Aaron Hicks, S (1, 8) OBP: 0.337, SLG: 0.272 39 Danny Santana, S (8, PH) OBP: 0.355, SLG: 0.474 (8, 6)	B SI 91 B SI 91 F SI 92 F SI 91 B SL 83 S SL 84 3-3 ③ K			X SI 91 0-0 ③ G4-3				C FC 93 F FC 93 S SL 82 0-3 ① K		2 1	0 0	0 0	0 0	1 1	1 0	1 0
27 Chris Parmelee, L (1, 7) OBP: 0.308, SLG: 0.385			B SI 89 F SI 91 X SI 91 1-1 2 F7-6-3 1B			S SL 83 C SI 90 B SL 84 F SL 85 T CU 78 1-2 ① K		F FC 95 S FC 94 B FC 96 F SL 82 F FC 94 C SL 81 1-3 ② K		3	0	1	0	0	2	0
17 Doug Bernier, R (1, 6) OBP: 0.333, SLG: 0.200 12 Chris Herrmann, L (8, PH) OBP: 0.216, SLG: 0.167 1 Jordan Schafer, L (8, PR) OBP: 0.320, SLG: 0.301 (8, 8)			B SI 91 B SI 91 X SI 91 2-0 ① F8			B SI 92 B SI 90 C SI 91 F SI 91 B SL 83 X SI 91 3-2 9 FC5-4 2 HBP 1B		B FC 94 B FC 95 B FC 94 C FC 93 X FC 94 3-1 E5 2 S		2 1 0	0 0 0	1 0 0	0 0 0	0 0 0	0 0 0	1 0 0
Inning Stats	R: 0 E: 0 K: 0 S: 6 H: 1 LOB: 0 BB: 0 P: 9	R: 0 E: 0 K: 2 S: 10 H: 1 LOB: 1 BB: 0 P: 18	R: 0 E: 0 K: 0 S: 5 H: 1 LOB: 0 BB: 0 P: 9	R: 0 E: 0 K: 1 S: 6 H: 0 LOB: 0 BB: 0 P: 9	R: 0 E: 0 K: 1 S: 7 H: 0 LOB: 0 BB: 0 P: 10	R: 0 E: 0 K: 1 S: 12 H: 1 LOB: 2 BB: 0 P: 22	R: 0 E: 0 K: 3 S: 11 H: 0 LOB: 0 BB: 0 P: 17	R: 0 E: 1 K: 2 S: 13 H: 0 LOB: 2 BB: 0 P: 19	R: 0 E: 0 K: 0 S: 9 H: 0 LOB: 0 BB: 1 P: 14	1B: 4 2B: 1 3B: 0 HR: 0	SF: 0 SAC: 0 DP: 3 HBP: 1			WP: 0 PB: 0 SB: 1 CS: 0	PA: 31	

	AB	29
	R	0
	H	4
	RBI	0
	BB	1
	SO	10
	LOB	12

PITCHER		IP	WLS	BF	H	R	ER	SO	BB	IBB	HBP	BLK	WP	HR	S	P	ERA	WHIP
58 TJ House, L ERA: 3.42	(1, 1)	7.0	W	24	4	0	0	8	0	0	1	0	0	0	57	94	0.00	0.571
27 Bryan Shaw, R ERA: 2.2	(8, 1)	1.0	H	4	0	0	0	2	0	0	0	0	0	0	13	19	0.00	0.000
37 Cody Allen, R ERA: 2.12	(9, 1)	1.0	S	3	0	0	0	0	1	0	0	0	0	0	9	14	0.00	1.000

PITCHER	IP	WLS	BF	H	R	ER	SO	BB	IBB	HBP	BLK	WP	HR	S	P	ERA	WHIP

BOTTOM

Minnesota Twins @ Cleveland Indians

Progressive Field, Cleveland, OH

Thu Sep 11 2014, 3:23 PM - 5:56 PM EDT

Att. 12,637 - Overcast - 60 F

livebaseballscorecards.com

Batter	1	2	3	4	5	6	7	8	9	AB	R	H	RBI	BB	SO	LOB
24 Michael Bourn, L (1, 8) OBP: 0.325, SLG: 0.377	F FF 88 B FS 78 B CU 72 X SI 88 2-1 ① L4		C FF 91 F FF 90 B CU 74 S CU 74 1-3 ② K		B CU 73 B FS 80 X FF 91 2-0 ② L4			X SI 88 0-0 23 BB, 41 1B, 1B		4	1	1	0	0	1	0
11 José Ramírez, S (1, 6) OBP: 0.299, SLG: 0.335	C FF 89 F FS 80 F SL 79 B SL 80 X SI 90 1-2 ② F9		B FS 80 X SI 91 1-0 ③ F8		B FF 90 X FF 91 1-0 ③ G6-3			1 SAFE 1 SAFE M SI 87 L SI 88 1 SAFE B SI 87 S FF 89 1-3 ① K		4	0	0	0	0	1	1
23 Michael Brantley, L (1, 7) OBP: 0.376, SLG: 0.493	B FF 89 X FS 79 1-0 1B			F FF 90 C SL 84 B FF 90 X CU 74 1-2 ① G6-3		B CU 72 B SL 83 F FF 89 F SL 84 X SI 90 2-2 ① L8		B SL 78 F FF 89 D SL 81 1 SAFE D SL 80 1 SAFE F SI 89 1 SAFE B FF 89 4-2 22 F8, 41 1B, 1-2 BB		3	0	1	0	1	0	0
41 Carlos Santana, S (1, 10) OBP: 0.369, SLG: 0.449 39 JB Shuck, L (8, PR) OBP: 0.177, SLG: 0.226 (9, 10)	B FS 77 B FS 78 T FF 89 1 SAFE B FF 90 X FF 89 3-1 ③ F9			B FF 90 C SL 84 F FF 91 X FS 80 1-2 HR		B CU 73 C SL 84 C CU 74 X CU 74 1-2 ② G6-3		C FF 88 B SL 80 X FF 90 1-1 1-2, 2-H, 1B		4 0	1 0	2 0	2 0	0 0	0 0	1 0
22 Jason Kipnis, L (1, 4) OBP: 0.319, SLG: 0.341		B FS 79 C CU 72 X FF 88 1-1 ① L7		B FS 80 S FS 80 B CU 74 X SL 86 2-1 7 F9, 4 1B, 1B		B CU 73 B FF 90 F SI 91 B FF 91 C FF 91 X FF 91 3-2 ③ F7		C SL 79 X SI 87 0-1 ② F8, 2-3		4	0	1	0	0	0	2
4 Mike Aviles, R (1, 5) OBP: 0.270, SLG: 0.333 8 Lonnie Chisenhall, L (8, PH) OBP: 0.351, SLG: 0.453 1 Justin Sellers, R (9, 5) OBP: 0.316, SLG: 0.188		C SL 81 B SL 79 F SI 88 B FF 90 C CU 73 2-3 ② K		B SL 84 1 SAFE C SI 89 B SL 82 1 SAFE X SI 90 2-1 53 S, 1-2, 1B			B FF 88 F SL 82 X CU 75 1-1 ① G5-3	C SI 95 S SI 95 S SL 84 0-3 ③ K		3 1 0	0 0 0	1 0 0	0 0 0	0 0 0	1 1 0	0 2 0
7 David Murphy, L (1, 9) OBP: 0.326, SLG: 0.387	C FS 80 S FF 90 B FF 90 F CU 75 B FF 90 X SL 79 2-2 1B			B FF 90 B FS 81 X SI 91 2-0 ② F9 2-3			C FF 90 B FS 79 C CU 73 B CU 74 X FF 90 2-2 1B			3	0	2	0	0	0	2
53 Chris Gimenez, R (1, 3) OBP: 0.328, SLG: 0.345	C SL 81 B FF 90 B SI 89 1 SAFE C SL 82 F CU 74 B SL 81 F FF 91 C SI 91 3-3 ③ K			C CU 74 B FF 90 B SL 80 S SL 82 B SL 81 F SL 84 S CU 76 3-3 ③ K 1-2			F SI 89 D SL 79 C CU 74 X FF 90 1-2 ② L9			3	0	0	0	0	2	4
55 Roberto Pérez, R (1, 2) OBP: 0.296, SLG: 0.343			L FF 89 C CU 74 B FF 91 B SL 80 X SL 79 2-2 ① G6-3		F SL 82 F SI 88 F CU 76 S CU 74 0-3 ① K		F FF 91 C CU 75 B FF 92 D SL 80 1 SAFE F CU 75 X CU 75 2-2 ③ G2-3			3	0	0	0	0	1	1
Inning Stats	R: 0 E: 0 K: 0 S: 9 H: 1 LOB: 1 BB: 0 P: 16	R: 0 E: 0 K: 2 S: 14 H: 1 LOB: 1 BB: 0 P: 22	R: 0 E: 0 K: 1 S: 7 H: 0 LOB: 0 BB: 0 P: 11	R: 1 E: 0 K: 1 S: 15 H: 3 LOB: 2 BB: 0 P: 26	R: 0 E: 0 K: 1 S: 6 H: 0 LOB: 0 BB: 0 P: 9	R: 0 E: 0 K: 0 S: 9 H: 0 LOB: 0 BB: 0 P: 15	R: 0 E: 0 K: 0 S: 12 H: 1 LOB: 1 BB: 0 P: 18	R: 1 E: 0 K: 2 S: 13 H: 2 LOB: 2 BB: 1 P: 19		1B: 7 2B: 0 3B: 0 HR: 1 SF: 0 SAC: 0 DP: 0 HBP: 0				WP: 0 PB: 0 SB: 1 CS: 0 PA: 33		

	AB	32
	R	2
	H	8
	RBI	2
	BB	1
	SO	7
	LOB	13

PITCHER		IP	WLS	BF	H	R	ER	SO	BB	IBB	HBP	BLK	WP	HR	S	P	ERA	WHIP
47 Ricky Nolasco, R ERA: 5.64	(1, 1)	7.0	L	27	6	1	1	5	0	0	0	0	0	1	72	117	1.29	0.857
56 Caleb Thielbar, L ERA: 3.45	(8, 1)	0.2		5	2	1	1	1	1	0	0	0	0	0	10	16	13.50	4.500
59 Michael Tonkin, R ERA: 5.4	(8, 1)	0.1		1	0	0	0	1	0	0	0	0	0	0	3	3	0.00	0.000

PITCHER	IP	WLS	BF	H	R	ER	SO	BB	IBB	HBP	BLK	WP	HR	S	P	ERA	WHIP

Cleveland Indians @ Detroit Tigers

Comerica Park, Detroit, MI

Fri Sep 12 2014, 7:09 PM - 10:15 PM EDT

Att. 38,341 - Cloudy - 60 F

TOP

livebaseballscorecards.com

Batter	1	2	3	4	5	6	7	8	9	AB	R	H	RBI	BB	SO	LOB
24 Michael Bourn, L (1, 8) OBP: 0.321, SLG: 0.373	C FF 89 C CH 83 B KC 79 B KC 79 S CH 84 2-3 K	B FC 84 X SI 91 1-0 G6-3			B FC 84 B CH 83 B FF 91 C SI 90 F FF 91 F CH 84 C FF 92 3-3 K			C FC 88 X FC 88 0-1 F7		4	0	0	0	0	2	2
62 Tyler Holt, R (8, 8) OBP: 0.309, SLG: 0.275					F FF 92 F FF 92 X CH 86 0-2 G6-3			C FF 90 C FC 85 B FF 91 B SI 92 F FF 92 F SI 92 F FC 85 X CH 83 2-2 G5-3		0	0	0	0	0	0	0
11 José Ramírez, S (1, 6) OBP: 0.298, SLG: 0.333	B SI 92 F CH 84 F FF 91 S FF 92 1-3 K		B FF 91 B SI 90 C FF 91 X CH 84 2-1 41 CS 1B							4	0	1	0	0	1	0
1 Justin Sellers, R (8, 6) OBP: 0.316, SLG: 0.188										0	0	0	0	0	0	0
23 Michael Brantley, L (1, 10) OBP: 0.377, SLG: 0.493	C FF 92 C SI 92 B KC 81 X FC 86 1-2 1B		C FC 86 F FF 90 B FF 92 X FC 85 1-2 F7			C SI 91 C KC 80 B SI 92 B CH 84 F SI 92 X SI 94 2-2 G6-3		B CH 84 X FF 92 1-0 41 FC6 1B		4	0	2	0	0	0	1
41 Carlos Santana, S (1, 3) OBP: 0.366, SLG: 0.446	1 SAFE C CH 83 B CH 84 1 SAFE B CH 83 1 SAFE B SI 91 X SI 92 3-1 G6-3		1 SAFE 1 SAFE B SI 92 S FF 92 C CH 84 B FF 92 C FC 87 2-3 K 1-2			F SI 92 B KC 82 X SI 92 1-1 G6-3		C SI 93 C CU 78 B SI 93 B SI 93 X CU 79 2-2 FC6 1-2f		4	0	0	0	0	1	3
36 Jesús Aguilar, R (8, 3) OBP: 0.250, SLG: 0.130										0	0	0	0	0	0	0
10 Yan Gomes, R (1, 2) OBP: 0.319, SLG: 0.476		C FF 89 X FC 84 0-1 F8		C CH 83 X KC 78 0-1 F8		C FF 92 B FF 93 F SI 92 F SI 93 B FF 93 F CH 84 B FC 89 F CH 84 S FF 92 3-3 K			F SI 91 B SI 92 X SI 92 1-1 G5-3	4	0	0	0	0	1	0
22 Jason Kipnis, L (1, 4) OBP: 0.318, SLG: 0.340		C FF 90 X CH 83 0-1 F8		C CH 82 C FC 85 B SI 92 S FF 93 1-3 K			B KC 83 F FF 91 X SI 90 1-1 4 FC6-4 1B		B SI 93 F SI 93 C SI 93 X CU 79 1-2 G4-3	4	0	1	0	0	1	0
9 Ryan Raburn, R (1, 9) OBP: 0.246, SLG: 0.297		X SI 90 0-0 HR		C FF 92 X KC 80 0-1 1B			X CH 83 0-0 L4	F SI 93 C SI 92 B SI 93 B SI 93 F CH 88 F SI 94 B CU 80 B SI 95 4-2 8 2B BB	F SI 93 C SI 92 B SI 93 C SI 93 X CU 79 1-2 G4-3	3	1	2	1	0	0	1
72 Jason Giambi, L (9, PH) OBP: 0.246, SLG: 0.296										0	1	0	0	1	0	0
8 Lonnie Chisenhall, L (1, 5) OBP: 0.353, SLG: 0.456		B FF 91 X FF 91 1-0 4 2B 1B		X SI 92 0-0 G4-3			C SI 91 1 SAFE 1 SAFE B SI 91 C SI 92 S SI 92 1-3 K		X SI 93 0-0 1-H 2B	4	0	2	1	0	1	2
4 Mike Aviles, R (1, 7) OBP: 0.271, SLG: 0.337		1 SAFE C FF 91 X FC 87 0-1 1-3 2B			C CH 83 F CH 81 B SI 91 B KC 81 F FF 92 X SI 92 2-2 P2		X CH 84 0-0 FC6-4 1-2f		F SI 93 S CU 78 B CU 78 F CH 88 C FF 93 1-3 K	3	0	1	0	0	0	1
6 Zach Walters, S (9, PH) OBP: 0.238, SLG: 0.417										1	0	0	0	0	1	1

	AB	35
	R	2
	H	9
	RBI	2
	BB	1
	SO	8
	LOB	11

Inning Stats										
	R: 0 E: 0 K: 2 S: 11	H: 1 LOB: 1 BB: 0 P: 18	R: 1 E: 0 K: 0 S: 9	H: 3 LOB: 2 BB: 0 P: 11	R: 0 E: 0 K: 1 S: 8	H: 1 LOB: 0 BB: 0 P: 13	R: 0 E: 0 K: 1 S: 8	H: 1 LOB: 1 BB: 0 P: 9	R: 0 E: 0 K: 1 S: 11	H: 0 LOB: 0 BB: 0 P: 16
	R: 0 E: 0 K: 1 S: 12	H: 0 LOB: 0 BB: 0 P: 18	R: 0 E: 0 K: 1 S: 7	H: 1 LOB: 1 BB: 0 P: 9	R: 0 E: 0 K: 0 S: 12	H: 1 LOB: 1 BB: 0 P: 17	R: 1 E: 0 K: 1 S: 14	H: 1 LOB: 1 BB: 1 P: 21	1B: 6 2B: 2 3B: 0 HR: 1	SF: 0 SAC: 0 DP: 0 HBP: 0	WP: 0 PB: 0 SB: 0 CS: 1	PA: 36

PITCHER		IP	WLS	BF	H	R	ER	SO	BB	IBB	HBP	BLK	WP	HR	S	P	ERA	WHIP
14 David Price, L ERA: 3.26	(1, 1)	7.2	W	30	8	1	1	7	0	0	0	0	0	1	75	106	1.17	1.043
49 Jim Johnson, R ERA: 6.88	(8, 1)	1.1		6	1	1	1	1	1	0	0	0	0	0	17	26	6.75	1.500

PITCHER	IP	WLS	BF	H	R	ER	SO	BB	IBB	HBP	BLK	WP	HR	S	P	ERA	WHIP

Batter	1	2	3	4	5	6	7	8	9	AB	R	H	RBI	BB	SO	LOB
3 Ian Kinsler, R (1, 4) OBP: 0.309, SLG: 0.415	C FF 97 B FF 98 C FF 98 B SL 89 F SL 89 F FF 98 X SL 88 2-2 ① G5-3		C SL 87 F FF 95 X FF 96 0-2 2-H 2B		B FF 93 C SL 85 X SL 84 1-1 ① G5-3		F FF 95 X CU 79 0-1 48 BB 41 1B 1B	C FF 90 B FF 89 B FC 85 X FC 85 2-1 ② P6		5	1	2	1	0	0	1
48 Torii Hunter, R (1, 9) OBP: 0.317, SLG: 0.439	F FF 98 F FF 98 B CU 83 X SL 88 1-2 ② L6		B SI 95 F SL 86 F SL 88 F SL 88 X CH 89 1-2 ③ G5-3		C SL 85 C FF 94 X SL 86 0-2 ② G1-3		F SI 91 B SI 90 1 SAFE B CU 80 B SI 90 B SI 91 4-1 41 1B 28 3B 1-2 BB	B FF 90 F FC 86 F FF 89 F FC 85 X FC 86 1-2 ③ L8		4	1	0	0	1	0	2
24 Miguel Cabrera, R (1, 10) OBP: 0.372, SLG: 0.516	F FF 97 S SI 98 B FF 97 S SL 89 1-3 ③ K			C SL 86 F FF 94 X SL 87 0-2 E1 41 G3-1 28 HR 1B	X CH 87 0-0 ③ G4-3		C CU 81 F SI 92 B CU 82 C CU 82 1-3 ② K			4	1	1	0	0	2	2
41 Victor Martinez, S (1, 3) OBP: 0.404, SLG: 0.568		B FF 97 F FF 97 B SL 88 C CH 89 F FF 97 X SL 88 2-2 ① G6-3		C SL 87 F CH 91 D SL 87 B SI 95 F SL 86 X SL 87 2-2 ① G3-1 2-3		X SL 85 0-0 28 G1-3 1B	C SI 92 B SI 91 F SI 91 X CU 82 1-2 1-3 2-H 28 3B 1B			4	1	2	1	0	0	1
28 J.D. Martinez, R (1, 7) OBP: 0.347, SLG: 0.553 61 Ezequiel Carrera, L (7, PR) OBP: 0.295, SLG: 0.345 (8, 8)		B FF 97 X SL 88 1-0 ② L5		S SL 87 X SI 93 0-1 3-H HR		B FF 93 X SL 85 1-0 ① G1-3 1-2	C CU 82 F CU 82 B SI 93 D CU 83 X CU 82 2-2 1-H 3-H 13 1B 3B			4 0	1 1	2 0	4 0	0 0	0 0	1 0
13 Alex Avila, L (1, 2) OBP: 0.328, SLG: 0.363		B FF 97 C FF 95 F FF 97 S SL 88 1-3 ③ K		B SL 95 C CH 86 B SL 87 B FF 94 F FF 93 B FF 93 4-2 30 1B BB		B FF 95 C CH 86 B CH 88 C FF 94 T SL 87 2-2 ② K	X SL 84 0-0 3-H 1B			3	0	1	1	1	2	1
9 Nick Castellanos, R (1, 5) OBP: 0.309, SLG: 0.403 32 Don Kelly, L (8, 5) OBP: 0.345, SLG: 0.301			X FF 96 0-0 20 G5-3 3 2B 1B	B SL 86 1 SAFE C FF 93 S SL 85 B CH 86 S CH 86 2-3 ② K	I IN 67 I IN 72 I IN 74 I IN 72 4-0 IBB	X FC 85 0-0 ③ G5-3				3 0	1 0	1 0	0 0	1 0	1 0	3 0
30 Eugenio Suárez, R (1, 6) OBP: 0.316, SLG: 0.346			B FF 96 C CH 86 F SI 95 B SL 87 S SL 87 2-3 ① K	C FF 94 F SI 92 B SL 86 F CU 84 X CU 79 1-2 20 FC6-4 1-2 1B	X SL 87 0-0 ③ G5-3			C FC 84 B FC 86 S FF 88 B FC 84 X FC 85 2-2 ① G6-3		4	0	1	0	0	1	3
20 Rajai Davis, R (1, 8) OBP: 0.326, SLG: 0.414 (8, 7)			C SI 97 B SI 95 F SL 87 F FF 96 X CH 90 1-2 ② G5-3 1-2	X SL 84 0-0 ③ FC6-4 1-2f			X FF 94 0-0 ① L9	C FF 89 X FC 85 0-1 1B		4	0	1	0	0	0	3
Inning Stats	R: 0 E: 0 K: 1 S: 11 H: 0 LOB: 0 BB: 0 P: 15	R: 0 E: 0 K: 1 S: 8 H: 0 LOB: 0 BB: 0 P: 12	R: 1 E: 0 K: 1 S: 15 H: 2 LOB: 1 BB: 0 P: 19	R: 2 E: 1 K: 1 S: 19 H: 3 LOB: 2 BB: 1 P: 28	R: 0 E: 0 K: 0 S: 6 H: 0 LOB: 0 BB: 0 P: 7	R: 0 E: 0 K: 1 S: 6 H: 1 LOB: 2 BB: 1 P: 13	R: 4 E: 0 K: 1 S: 15 H: 4 LOB: 2 BB: 1 P: 23	R: 0 E: 0 K: 0 S: 11 H: 1 LOB: 1 BB: 0 P: 16		1B: 8 2B: 1 3B: 1 HR: 1 SF: 0 SAC: 0 DP: 0 HBP: 0						

PITCHER		IP	WLS	BF	H	R	ER	SO	BB	IBB	HBP	BLK	WP	HR	S	P	ERA	WHIP
59 Carlos Carrasco, R ERA: 2.86	(1, 1)	6.1	L	28	7	4	4	5	1	1	0	0	0	1	68	97	5.68	1.263
20 C.C. Lee, R ERA: 4.01	(7, 1)	0.1		4	2	2	2	1	1	0	0	0	0	0	10	18	54.00	9.000
35 Marc Rzepczynski, L ERA: 2.93	(7, 1)	0.0		1	1	1	1	0	0	0	0	0	0	0	1	1	∞	∞
43 Josh Tomlin, R ERA: 4.76	(7, 1)	1.1		5	1	0	0	0	0	0	0	0	0	0	12	17	0.00	0.750

PITCHER	IP	WLS	BF	H	R	ER	SO	BB	IBB	HBP	BLK	WP	HR	S	P	ERA	WHIP

BOTTOM

Cleveland Indians @ Detroit Tigers

Comerica Park, Detroit, MI

Fri Sep 12 2014, 7:09 PM - 10:15 PM EDT

Att. 38,341 - Cloudy - 60 F

livebaseballscorecards.com

AB	35
R	7
H	11
RBI	7
BB	3
SO	6
LOB	17

WP: 0	PA: 38		
PB: 0			
SB: 0			
CS: 0			

Cleveland Indians @ Detroit Tigers

Comerica Park, Detroit, MI

Sat Sep 13 2014, 7:10 PM - 10:22 PM EDT

Att. 41,190 - Partly Cloudy - 57 F

livebaseballscorecards.com

TOP

Batter	1	2	3	4	5	6	7	8	9	AB	R	H	RBI	BB	SO	LOB
24 Michael Bourn, L (1, 8) OBP: 0.321, SLG: 0.374	C FF 88 C FC 82 B SI 88 B SI 88 F FC 83 X FF 88 2-2 4 SH1-3 23 HR 2B		C FF 87 C CH 79 B CU 77 S CU 76 1-3 K		C CU 75 B CU 76 S SI 87 B CU 76 X SI 87 2-2 G3 1-2 2-3			B CU 77 F SL 84 S SL 85 S SL 85 1-3 K		4	1	1	0	0	2	2
4 Mike Aviles, R (1, 6) OBP: 0.272, SLG: 0.341 (7, 9) 39 JB Shuck, L (8, PH) OBP: 0.175, SLG: 0.223 (8, 9)	X FF 88 0-0 SH1-3 2-3		B CH 80 B CH 81 C FF 87 S CH 79 B FF 88 X CH 80 3-2 L8		B FF 88 B CH 79 C FF 87 F FC 84 F FF 88 F FC 83 X FF 88 2-2 2-H 3-H 2B			B FF 92 F FF 91 X FF 93 1-1 G6-3		2 1	0 0	1 0	2 0	0 0	0 0	0 0
23 Michael Brantley, L (1, 7) OBP: 0.378, SLG: 0.498	B FF 88 C FC 83 F FF 88 F FC 83 F FF 86 D CU 75 F SI 88 B FC 83 F FF 90 3-2 X FF 88 3-H HR			C FF 87 B CH 80 B CU 76 C FF 87 X FC 83 2-2 L8	B FC 82 X FF 87 1-0 L9			B CU 78 X FF 92 1-0 10 S 41 1B 1B		4	1	2	2	0	0	1
41 Carlos Santana, S (1, 10) OBP: 0.366, SLG: 0.444	B FF 88 S CH 80 B CH 80 C FF 87 B FC 84 S FF 88 3-3 K			B CH 80 X CH 81 1-0 P2		B SI 92 X SI 93 1-0 G4-3		1 SAFE 1 SAFE C CU 78 1 SAFE 1 SAFE F FF 91 D SL 85 F SL 85 F FF 93 1-2 1 SAFE X CU 80 10 S 1-2 1B		4	0	1	0	0	1	0
10 Yan Gomes, R (1, 2) OBP: 0.318, SLG: 0.474	F FF 87 X CU 75 0-1 L9			B CH 80 S FF 87 X FF 88 1-1 1B		B SI 92 C SL 85 S SL 85 S SL 86 1-3 K		C SL 86 S SL 86 D SL 87 B FF 93 B SL 87 F SL 85 X SL 88 3-2 F9 1-2 2-3		4	0	1	0	0	1	2
22 Jason Kipnis, L (1, 4) OBP: 0.317, SLG: 0.338		X FF 85 0-0 L9		C FF 87 F FC 83 B FF 88 X FF 87 1-2 G3-1	C SL 85 X SI 93 0-1 F7				C FF 90 B CU 80 F SI 91 B SI 91 B SL 82 B FF 91 4-2 11 SH1-3 BB	3	0	0	0	1	0	1
9 Ryan Raburn, R (1, 9) OBP: 0.250, SLG: 0.297 62 Tyler Holt, R (4, 9) OBP: 0.304, SLG: 0.269 11 José Ramírez, S (7, PH) OBP: 0.302, SLG: 0.337 (7, 6)		B FF 86 B CH 79 B FF 86 B FF 85 4-0 8 G3-6-3-4 BB		C FF 86 C FF 87 B FC 82 X FC 83 1-2 G5-3		C FF 89 B FF 91 F FF 90 B FF 91 X CU 70 2-2 8 G6-4-3 1B			X SI 91 0-0 SH1-3 1-2	0 1 1	0 0 0	0 0 1	0 0 0	1 0 0	0 0 0	0 0 0
8 Lonnie Chisenhall, L (1, 5) OBP: 0.352, SLG: 0.454		B FF 86 C FF 87 F FC 83 F SI 88 F FC 83 X FF 87 1-2 G3-6-3-4 1-2f		C FC 83 B FC 82 X FF 87 1-1 24 G3 36 1B 4 2B 1B		C FF 90 C FF 89 X FF 91 0-2 G6-4-3 1-2f			C FF 90 D SL 86 F FF 90 S SL 86 1-3 K2-3	4	1	1	0	0	1	3
36 Jesús Aguilar, R (1, 3) OBP: 0.258, SLG: 0.154 7 David Murphy, L (9, PH) OBP: 0.325, SLG: 0.386			B FF 85 C FF 86 B CH 79 B FF 87 X FF 86 3-1 F9		C CH 79 F CH 79 X FC 83 0-2 24 G3 4 2B 1-2 1B		C SL 76 C FF 90 S CU 70 0-3 K		B SI 90 C FF 90 B SI 91 B SI 90 F SI 91 X SL 86 3-2 F7	3 1	1 0	1 0	0 0	0 0	1 0	0 1
Inning Stats	R: 2 E: 0 K: 1 S: 17 H: 2 LOB: 0 BB: 0 P: 25	R: 0 E: 0 K: 0 S: 6 H: 0 LOB: 0 BB: 1 P: 11	R: 0 E: 0 K: 1 S: 8 H: 0 LOB: 0 BB: 0 P: 15	R: 0 E: 0 K: 0 S: 9 H: 1 LOB: 1 BB: 0 P: 14	R: 2 E: 0 K: 0 S: 17 H: 3 LOB: 1 BB: 0 P: 24	R: 0 E: 0 K: 1 S: 6 H: 0 LOB: 0 BB: 0 P: 8	R: 0 E: 0 K: 1 S: 9 H: 1 LOB: 0 BB: 0 P: 11	R: 0 E: 0 K: 1 S: 15 H: 2 LOB: 2 BB: 0 P: 22	R: 0 E: 0 K: 1 S: 9 H: 0 LOB: 1 BB: 1 P: 17	1B: 6 2B: 2 3B: 0 HR: 1 SF: 0 SAC: 2 DP: 2 HBP: 0						

	AB	32
	R	4
	H	9
	RBI	4
	BB	2
	SO	6
	LOB	10

WP: 0 PA: 36
PB: 0
SB: 2
CS: 0

PITCHER		IP	WLS	BF	H	R	ER	SO	BB	IBB	HBP	BLK	WP	HR	S	P	ERA	WHIP
53 Kyle Lobstein, L ERA: 3.58	(1, 1)	5.0		21	6	4	4	2	1	0	0	0	0	1	57	89	7.20	1.400
62 Al Alburquerque, R ERA: 2.53	(6, 1)	1.0		3	0	0	0	1	0	0	0	0	0	0	6	8	0.00	0.000
38 Joakim Soria, R ERA: 3.63	(7, 1)	1.0		3	1	0	0	1	0	0	0	0	0	0	9	11	0.00	1.000
44 Joba Chamberlain, R ERA: 3.39	(8, 1)	1.0	W	5	2	0	0	1	0	0	0	0	0	0	15	22	0.00	2.000
36 Joe Nathan, R ERA: 4.75	(9, 1)	1.0	S	4	0	0	0	1	1	0	0	0	0	0	9	17	0.00	1.000

PITCHER		IP	WLS	BF	H	R	ER	SO	BB	IBB	HBP	BLK	WP	HR	S	P	ERA	WHIP

Cleveland Indians @ Detroit Tigers

Comerica Park, Detroit, MI

Sat Sep 13 2014, 7:10 PM - 10:22 PM EDT

Att. 41,190 - Partly Cloudy - 57 F

livebaseballscorecards.com

BOTTOM

Batter	1	2	3	4	5	6	7	8	9	AB	R	H	RBI	BB	SO	LOB
3 Ian Kinsler, R (1, 4) OBP: 0.309, SLG: 0.414	C FF 94 B FF 96 B SL 85 F FF 95 F FF 96 S CH 86 2-3 ① K		X FF 94 0-0 24 PO 1B 1-3 3-H		B SI 93 B FF 94 X SL 84 2-0 ② L6		1 SAFE 1 SAFE C SL 87 F SL 86 1 SAFE B FF 90 X SL 86 1-2 ② F7 1-2			4	0	1	1	0	1	3
48 Torii Hunter, R (1, 9) OBP: 0.315, SLG: 0.437	B FF 95 X FF 95 1-0 ② F7		X FF 96 0-0 ② SF9 3-H		S CH 84 B FF 96 D CH 84 B FF 95 X FF 96 3-1 ③ F9		D SL 88 C SL 88 S SL 88 F SL 88 S CU 80 1-3 ③ K			3	0	0	1	0	1	3
24 Miguel Cabrera, R (1, 3) OBP: 0.371, SLG: 0.514 61 Ezequiel Carrera, L (8, PR) OBP: 0.295, SLG: 0.345 (9, 8)	C FF 97 F SL 86 S FF 98 0-3 ③ K		1 SAFE 1 SAFE S SL 86 S FF 96 B FF 96 1 SAFE 1 SAFE 1-2 ③ PO 1-2	F FF 96 F CH 84 T FF 97 0-2 ① K		B CH 84 F FF 95 F CH 85 F FF 98 X FF 96 1-2 ① G4-3		B FC 94 B FC 94 B FC 93 B FC 93 4-0 13 S 13 HR BB		3 0	0 1	0 0	1 0	2 0	0 0
41 Victor Martinez, S (1, 10) OBP: 0.403, SLG: 0.571		C FF 95 X FF 97 0-1 ① F9		B CH 84 B FF 95 C SI 93 X SI 96 2-1 HR		B FF 96 C SL 86 B CH 86 C CH 85 X CH 87 2-2 ② F7		1 SAFE C FC 94 X FC 94 0-1 ① F9		4	1	1	1	0	0	1
28 J.D. Martinez, R (1, 7) OBP: 0.346, SLG: 0.549 32 Don Kelly, L (9, 3) OBP: 0.345, SLG: 0.301		F FF 97 B FF 97 C FF 98 B FF 97 S FF 98 2-3 ② K	B SL 83 B FF 97 C FF 96 F FF 96 S CH 86 2-3 ② K		S SL 85 B CH 85 S SL 85 B FF 97 B CH 87 B FF 96 4-2 13 BB BB		C FC 94 1 SAFE 1 SAFE 1 SAFE F FC 94 S FC 95 0-3 ② K		3 0	0 0	0 0	0 0	1 0	3 0	1 0
13 Alex Avila, L (1, 2) OBP: 0.329, SLG: 0.371		B FF 96 B FF 96 S FF 96 S FF 96 S FF 98 2-3 ③ K	B FF 95 F FF 94 F FF 97 S FF 96 1-3 ③ K		B SI 91 B SL 84 B SI 90 C SI 92 S SI 92 F SI 93 F SI 92 B SI 91 4-2 1-2 BB		B FC 94 1 SAFE C SL 82 S SL 81 1 SAFE 1 SAFE B FC 94 B SL 81 X SL 80 3-2 1-H HR		3	1	1	2	1	2	0
9 Nick Castellanos, R (1, 5) OBP: 0.311, SLG: 0.406 26 Hernán Pérez, R (9, 5) OBP: 0.500, SLG: 0.333			C SL 84 B SL 87 X FF 96 1-1 17 FC1-6 1B		B FF 93 C FF 93 F FF 95 X CH 83 1-2 20 SH1-4 2B	B SL 87 C SL 86 C SL 85 B SL 88 C SL 86 2-3 ③ K		F FC 94 B SL 81 B FC 93 X FC 93 2-1 ③ F9		4 0	0 0	2 0	0 0	0 0	1 0	3 0
17 Andrew Romine, S (1, 6) OBP: 0.270, SLG: 0.274			X FF 95 0-0 ① FC1-6 20 1B 3 1B 1-2f		B FF 93 B FF 94 B FF 94 C FF 94 F SI 95 X FF 95 3-2 20 SH1-4 1B		X SL 86 0-0 ① G4-3			3	1	1	0	0	0	1
20 Rajai Davis, R (1, 8) OBP: 0.329, SLG: 0.417 (9, 7)			S FF 95 X FF 96 0-1 3 1B 48 SF9 1-3 1B		B CH 81 X FF 93 1-0 ① SH1-4 1-2 2-3		C FF 89 X CU 78 0-1 3 F7 1B			2	1	2	0	0	0	0
Inning Stats	R: 0 E: 0 K: 2 S: 8 H: 0 LOB: 0 BB: 0 P: 11	R: 0 E: 0 K: 2 S: 8 H: 0 LOB: 0 BB: 0 P: 12	R: 2 E: 0 K: 0 S: 9 H: 3 LOB: 0 BB: 0 P: 11	R: 1 E: 0 K: 3 S: 11 H: 1 LOB: 0 BB: 0 P: 16	R: 0 E: 0 K: 0 S: 10 H: 2 LOB: 2 BB: 0 P: 20	R: 0 E: 0 K: 1 S: 16 H: 0 LOB: 2 BB: 2 P: 29	R: 0 E: 0 K: 1 S: 10 H: 1 LOB: 1 BB: 0 P: 12	R: 2 E: 0 K: 1 S: 10 H: 1 LOB: 1 BB: 1 P: 19		1B: 5 2B: 1 3B: 0 HR: 2 SF: 1 SAC: 1 DP: 0 HBP: 0				WP: 0 PB: 0 SB: 1 CS: 0 PA: 35		

	AB	29
	R	5
	H	8
	RBI	5
	BB	3
	SO	10
	LOB	12

PITCHER		IP	WLS	BF	H	R	ER	SO	BB	IBB	HBP	BLK	WP	HR	S	P	ERA	WHIP
31 Danny Salazar, R ERA: 4.22	(1, 1)	5.2		23	6	3	3	7	1	0	0	0	0	1	55	86	4.76	1.235
35 Marc Rzepczynski, L ERA: 2.93	(6, 1)	0.0		1	0	0	0	0	1	0	0	0	0	0	4	8	∞	∞
48 Scott Atchison, R ERA: 2.65	(6, 1)	1.1	H	5	1	0	0	2	0	0	0	0	0	0	13	17	0.00	0.750
27 Bryan Shaw, R ERA: 2.42	(8, 1)	1.0	L	5	1	2	2	1	1	0	0	0	0	1	10	19	18.00	2.000

PITCHER	IP	WLS	BF	H	R	ER	SO	BB	IBB	HBP	BLK	WP	HR	S	P	ERA	WHIP

Cleveland Indians @ Detroit Tigers

Comerica Park, Detroit, MI

Sun Sep 14 2014, 1:10 PM - 5:06 PM EDT

Att. 39,395 - Partly Cloudy - 61 F

TOP

livebaseballscorecards.com

Batter	1	2	3	4	5	6	7	8	9	AB	R	H	RBI	BB	SO	LOB
24 Michael Bourn, L (1, 8) OBP: 0.324, SLG: 0.374	F FF 90 X CH 82 0-1 G6-3		C CU 75 B SL 83 X CU 77 1-1 1B		C CH 82 B CH 81 B CH 81 B FF 90 C FF 88 B FF 89 4-2 23 1B 41 SF8 BB	B FF 88 C FC 84 B CU 75 C FC 84 B CU 77 D FC 84 4-2 23 HBP 11 1B 1-2 2-3 BB		C FF 92 X CU 78 0-1 G4-3		3	1	1	0	2	0	0
11 José Ramírez, S (1, 6) OBP: 0.305, SLG: 0.335	B FF 89 B FF 90 B FF 90 B FF 88 4-0 BB		X FF 90 0-0 F7		B CH 81 C FF 90 1 SAFE S FF 90 1 SAFE B SL 86 F SL 86 S FF 92 2-3 K	X FF 87 0-0 23 HBP 1-2 2-3 3-H 1B		B FF 92 B FF 91 X SL 84 2-0 F8		4	0	1	1	1	1	2
23 Michael Brantley, L (1, 7) OBP: 0.380, SLG: 0.498	1 SAFE D CH 82 F FF 91 1 SAFE X FF 90 1-1 F8		C FF 91 1 SAFE F SL 85 B FF 91 B FF 92 1 SAFE X SL 85 2-2 L4		B FF 90 1 SAFE 1 SAFE X CH 83 1-0 41 SF8 41 S 1-3 1B	C FF 89 B FC 85 B FC 84 H CH 79 3-1 1-2 2-3 3-H HBP			B FC 89 C SL 88 B SL 89 F SL 88 X SL 85 2-2 41 2B 1B	4	1	2	1	0	0	2
41 Carlos Santana, S (1, 3) OBP: 0.366, SLG: 0.446	1 SAFE B FF 89 1 SAFE F FF 90 B FF 90 F FF 90 X FF 91 2-2 G4-3			S CH 82 B CU 75 B FF 90 B FF 90 B FF 89 4-1 7 1B 10 HBP BB	B FF 92 X FF 92 1-0 SF8 1-3 3-H	B FF 94 B CH 87 X FF 95 2-0 G4-3			C SI 89 B CU 81 X CU 80 1-1 10 G5-4-3 1-H 2B	3	0	1	2	1	0	4
22 Jason Kipnis, L (1, 4) OBP: 0.316, SLG: 0.335		T FF 88 B FF 88 C FF 90 F CH 83 C FF 90 1-3 K		X CH 82 0-0 F9	F CH 84 F FF 92 B CU 79 B CH 84 B CU 80 F FF 94 F FF 93 F FF 93 3-2 F FF 94 F FF 94 X SL 88 P5		F SI 93 T FF 95 F FF 94 S SI 95 0-3 K		F FF 91 F FF 91 B FF 91 B CU 80 B FF 90 D FF 91 4-2 10 G5-4-3 BB	4	0	0	0	1	2	2
10 Yan Gomes, R (1, 10) OBP: 0.321, SLG: 0.474		C FF 90 X FF 89 0-1 1B		S FF 90 F FF 91 F CH 83 D CU 79 1 SAFE H FF 91 2-2 7 1B 1-2 HBP		C SL 84 F SL 85 X SL 85 0-2 24 WP 55 1B 11 1B 1B	F CH 85 S FF 96 B FF 96 B FF 95 X CH 86 2-2 L6		C SL 85 S SL 85 B SL 85 B FF 92 F SL 86 F SL 86 F FF 91 B SL 85 X SL 85 3-2 G5-4-3 1-2f 2-3	4	1	2	0	0	0	2
7 David Murphy, L (1, 9) OBP: 0.325, SLG: 0.385 62 Tyler Holt, R (7, PH) OBP: 0.316, SLG: 0.283 (7, 9) 72 Jason Giambi, L (9, PH) OBP: 0.242, SLG: 0.291		B FF 89 B FF 89 B FF 90 C FF 88 X FF 91 3-1 F7		B CH 82 S CH 82 B CU 77 S FF 92 X FF 93 2-2 1-2 2-3 1B	B CH 82 B FF 91 C FF 90 F FF 91 C SL 86 2-3 K	B FF 95 X FF 96 1-0 1B		B CU 80 X FF 90 1-0 F7	3 1 1	0 0 0	1 1 0	0 0 0	0 0 0	1 0 0	2 0 1
8 Lonnie Chisenhall, L (1, 5) OBP: 0.349, SLG: 0.450		B FF 90 F FF 90 S SL 84 B FF 91 B FF 92 S SL 85 3-3 K		F FF 91 X SL 86 0-1 F6		C CU 77 F FF 92 F CU 80 B FF 92 F FF 92 S FF 92 1-3 K	1 SAFE X FF 95 0-0 F8			4	0	0	0	0	2	6
55 Roberto Pérez, R (1, 2) OBP: 0.297, SLG: 0.343 39 JB Shuck, L (8, PH) OBP: 0.173, SLG: 0.221 53 Chris Gimenez, R (8, 2) OBP: 0.328, SLG: 0.345			C SL 83 F FF 89 B CU 78 B SL 83 C FF 90 2-3 K	X SL 86 0-0 L8		F FF 91 X CU 78 0-1 11 1B 24 WP 23 HBP 1-2 1B		B FF 91 X FF 91 1-0 F7	3 1 0	1 0 0	1 0 0	0 0 0	1 0 0	3 0 0	3 0 0

Inning Stats	1	2	3	4	5	6	7	8	9
	R: 0 E: 0 K: 0 S: 7	H: 0 LOB: 1 BB: 1 P: 14	R: 0 E: 0 K: 2 S: 11	H: 1 LOB: 1 BB: 0 P: 18	R: 0 E: 0 K: 1 S: 9	H: 1 LOB: 0 BB: 0 P: 14	R: 0 E: 0 K: 0 S: 11	H: 1 LOB: 3 BB: 1 P: 19	R: 1 E: 0 K: 1 S: 17	H: 1 LOB: 1 BB: 1 P: 28	R: 2 E: 0 K: 2 S: 18	H: 3 LOB: 3 BB: 1 P: 30	R: 0 E: 0 K: 1 S: 9	H: 1 LOB: 1 BB: 0 P: 12	R: 0 E: 0 K: 0 S: 4	H: 0 LOB: 0 BB: 0 P: 7	R: 1 E: 0 K: 0 S: 14	H: 2 LOB: 1 BB: 1 P: 25

| | | |

BOTTOM

Cleveland Indians @ Detroit Tigers

Comerica Park, Detroit, MI

Sun Sep 14 2014, 1:10 PM - 5:06 PM EDT

Att. 39,395 - Partly Cloudy - 61 F

livebaseballscorecards.com

Batter	1	2	3	4	5	6	7	8	9	AB	R	H	RBI	BB	SO	LOB
3 Ian Kinsler, R (1, 4) OBP: 0.311, SLG: 0.418	C FF 91 B FC 82 X FF 91 1-1 G4-3 ①		F FF 92 H CH 87 1-1 HBP		C FF 92 X FC 81 0-1 F9 ②		B FC 91 D SL 81 B FC 91 C FC 92 X FC 93 3-1 1-H HR	I IN 76 I IN 78 I IN 76 I IN 76 4-0 48 FC4-6 2-3 3-H IBB		3	1	1	2	1	0	0
48 Torii Hunter, R (1, 9) OBP: 0.316, SLG: 0.436	C FF 92 F CH 82 B FC 85 X FC 82 1-2 41 L3-6 24 HBP 1B		B FC 84 S FC 84 1 SAFE 1 SAFE B CH 88 X FF 92 2-1 G5-3 ③		B CH 87 C FF 92 F FF 92 B KC 79 B FC 85 C FF 94 3-3 K ③		X FC 94 0-0 24 WP 1B	C KC 85 C FF 94 1 SAFE X FF 94 0-2 FC4-6 24 1B ② 1-2f 3-H		5	0	2	1	0	1	2
24 Miguel Cabrera, R (1, 10) OBP: 0.375, SLG: 0.514	F FC 85 F CH 86 B FC 87 F FF 92 1 SAFE H CH 86 2-2 1-2 HBP			C FF 92 X CH 86 0-1 G5-3 ①		C CH 86 F FF 92 X KC 77 0-2 41 28 1B 1B	S SL 82 D SL 80 B FC 93 S SL 82 B SL 82 B FC 94 4-2 41 L3 1-2 BB	F FF 95 X FF 94 0-1 1-2 1B		3	1	2	0	1	0	0
41 Victor Martinez, S (1, 3) OBP: 0.400, SLG: 0.565	C FF 92 B FC 86 X FF 92 1-1 L3-6 ②③ 2-2			C CH 82 F FC 80 B KC 79 B FF 91 B KC 78 X FC 83 3-2 F7 ②		X CH 80 0-0 FC3 28 1B 1-2	D FC 92 C FC 93 B FC 93 C SL 80 X FC 93 2-2 L3 ①② 1-1	S FF 95 C KC 86 S KC 86 0-3 K ③		5	0	0	0	0	1	7
28 J.D. Martinez, R (1, 7) OBP: 0.350, SLG: 0.557 61 Ezequiel Carrera, L (9, 8) OBP: 0.295, SLG: 0.345		C FC 84 S CH 88 B FF 94 F KC 77 B FF 93 S KC 79 2-3 K ①		B FC 84 X CH 82 1-0 HR		D FC 83 B FF 94 B FC 85 X FF 94 3-0 1-2 2-H 1B	I IN 70 I IN 69 I IN 67 I IN 67 4-0 IBB			3 0	1 0	2 0	2 0	1 0	1 0	0 0
13 Alex Avila, L (1, 2) OBP: 0.331, SLG: 0.371 50 Bryan Holaday, R (8, 2) OBP: 0.273, SLG: 0.277		F FF 92 X FC 83 0-1 17 PO 1B	F FF 92 B FC 78 B FF 92 B SI 92 B CH 85 4-1 9 1B BB			C FF 88 L FF 89 B SL 80 B FF 92 C FF 90 2-3 K ① S SI 90 S SI 90 S SL 82 0-3 K ③				3 0	0 0	1 0	0 0	1 0	2 0	4 0
9 Nick Castellanos, R (1, 5) OBP: 0.312, SLG: 0.407 32 Don Kelly, L (8, PR) OBP: 0.345, SLG: 0.301 (9, 5)		B FF 91 C FC 82 F CH 87 C KC 76 1-3 K ②		B FF 92 D FC 83 X FF 93 2-0 1-2 1B		S SL 87 F SL 88 B FF 90 F SL 88 B SL 86 B SL 87 X SL 89 3-2 F9 ②		B SI 87 C CU 80 F SI 89 B CU 81 B CU 80 F SI 90 X SI 89 3-2 20 SH2-4 3 WP 30 WP 1B		4 0 0	0 1 0	2 0 0	0 0 0	0 0 0	1 0 0	3 0 0
17 Andrew Romine, S (1, 6) OBP: 0.268, SLG: 0.271 33 Steven Moya, L (6, PH) OBP: 0.400, SLG: 0.400 30 Eugenio Suárez, R (7, 6) OBP: 0.319, SLG: 0.346	B FF 92 C FF 93 B FF 93 1 SAFE 2-1 PO ③ 1-2	X FF 92 0-0 F7 ①	X FF 92 0-0 P6 ③			B SL 86 X SL 87 1-0 G5-3 ③		B SI 88 B SI 89 B SI 89 B SI 89 4-0 3 WP 20 SH2-4 48 FC4-6 1-2 BB		2 1 0	0 0 1	0 0 0	0 0 0	0 0 1	0 0 0	2 2 0
20 Rajai Davis, R (1, 8) OBP: 0.329, SLG: 0.416 (9, 7)		C FF 92 B FC 85 B CH 82 C FF 93 X FC 86 2-2 L8 ②			B FF 90 X FC 81 1-0 G5-3 ①		C FC 92 X FC 93 0-1 3 S 3 HR 1B	X SI 90 0-0 SH2-4 ① 1-2 2-3		3	1	1	0	0	0	0
Inning Stats	R: 0 H: 1 E: 0 LOB: 1 K: 0 BB: 0 S: 10 P: 15	R: 0 H: 1 E: 0 LOB: 0 K: 2 BB: 0 S: 10 P: 15	R: 0 H: 0 E: 0 LOB: 1 K: 0 BB: 0 S: 7 P: 12	R: 1 H: 2 E: 0 LOB: 2 K: 0 BB: 1 S: 9 P: 19	R: 0 H: 0 E: 0 LOB: 0 K: 1 BB: 0 S: 6 P: 10	R: 1 H: 2 E: 1 LOB: 2 K: 1 BB: 2 S: 13 P: 22	R: 2 H: 3 E: 1 LOB: 2 K: 1 BB: 2 S: 13 P: 26	R: 2 H: 2 E: 0 LOB: 2 K: 1 BB: 2 S: 13 P: 24		1B: 9 SF: 0 2B: 2 SAC: 1 3B: 0 DP: 2 HR: 2 HBP: 2						

	AB	32
	R	6
	H	11
	RBI	5
	BB	5
	SO	6
	LOB	20

WP: 3 PA: 41
PB: 0
SB: 1
CS: 0

PITCHER		IP	WLS	BF	H	R	ER	SO	BB	IBB	HBP	BLK	WP	HR	S	P	ERA	WHIP
47 Trevor Bauer, R ERA: 4.04	(1, 1)	5.0		23	6	2	1	3	1	0	2	0	0	1	47	79	1.80	1.400
57 Kyle Crockett, L ERA: 1.71	(6, 1)	0.1	H	1	0	0	0	1	0	0	0	0	0	0	3	5	0.00	0.000
48 Scott Atchison, R ERA: 2.62	(6, 1)	0.2	H	2	0	0	0	0	0	0	0	0	0	0	5	9	0.00	0.000
27 Bryan Shaw, R ERA: 2.65	(7, 1)	0.2	L	6	3	2	2	0	1	1	0	0	1	1	10	23	27.00	6.000
35 Marc Rzepczynski, L ERA: 2.91	(7, 1)	0.1		1	0	0	0	1	0	0	0	0	0	0	3	3	0.00	0.000

PITCHER		IP	WLS	BF	H	R	ER	SO	BB	IBB	HBP	BLK	WP	HR	S	P	ERA	WHIP
20 C.C. Lee, R ERA: 4.68	(8, 1)	0.1		4	1	2	2	0	1	1	0	0	2	0	5	16	54.00	6.000
37 Cody Allen, R ERA: 2.1	(8, 1)	0.2		3	1	0	0	1	0	0	0	0	0	0	8	8	0.00	1.500

Cleveland Indians @ Houston Astros

Minute Maid Park, Houston, TX

Mon Sep 15 2014, 7:15 PM - 9:58 PM CDT

Att. 17,403 - Roof Closed - 73 F

livebaseballscorecards.com

Batter	1	2	3	4	5	6	7	8	9	AB	R	H	RBI	BB	SO	LOB
24 Michael Bourn, L (1, 8) OBP: 0.323, SLG: 0.373	B FF 91 B FF 92 C FC 87 F FC 89 B FC 89 X FC 88 3-2 E3 11 SH1-3 41 1B		M FC 86 C CU 74 B CU 75 T FC 87 1-2 ① K		B FC 88 B CH 81 X FC 85 2-0 1B			B SI 90 B SI 89 C SI 90 F SI 90 B SL 79 C SL 78 3-3 ① K		4	1	1	0	0	2	0
11 José Ramírez, S (1, 6) OBP: 0.300, SLG: 0.330	X FC 87 0-0 ① SH1-3 2-3		B FF 93 C FC 87 X FC 87 1-1 ② L7		X FC 86 0-0 ③ G3			C SI 91 X SL 78 0-1 ② G5-3		3	0	0	0	0	0	1
23 Michael Brantley, L (1, 7) OBP: 0.381, SLG: 0.500	B CU 73 C CU 73 F FC 88 S CU 76 1-3 ② K		B SI 92 X FC 85 1-0 2B			C CU 71 C FC 87 B FF 92 F CU 74 F FF 92 B CU 75 X CU 75 2-2 ① F9		C SL 78 C SI 92 B SL 80 F SL 80 X SL 78 1-2 1B		4	0	2	0	0	1	1
41 Carlos Santana, S (1, 3) OBP: 0.365, SLG: 0.444	B FC 89 B FC 88 C CU 73 X FC 87 2-1 3-H 1B		B FC 88 C CU 72 D CH 81 F FF 92 S CU 74 2-3 ③ K			B FF 92 S FC 87 S CH 84 B CU 75 S FC 88 2-3 ② K		B CU 78 C FC 88 B CU 80 B FC 89 X FC 89 3-1 ③ L9		4	0	1	1	0	2	2
22 Jason Kipnis, L (1, 10) OBP: 0.316, SLG: 0.335	C CU 72 B FC 87 B FF 92 C CU 72 F FC 89 B CU 75 X FC 86 3-2 ③ F7			B FF 91 C FC 87 B CH 81 X FC 86 2-1 ① G4-3		B CU 74 C FF 92 X CU 74 1-1 1B			C SI 91 S SL 87 S SL 88 0-3 ① K2-3	4	0	1	0	0	1	1
10 Yan Gomes, R (1, 2) OBP: 0.319, SLG: 0.470		X FF 91 0-0 ① F9		C FF 93 C FF 93 S CU 75 0-3 ② K		X FC 85 0-0 ③ G6-3			C SI 92 F SL 86 B SL 89 X SI 93 1-2 ② G1-3	4	0	0	0	0	1	1
7 David Murphy, L (1, 9) OBP: 0.325, SLG: 0.384		C FF 92 B FF 92 F CH 84 S CU 76 1-3 ② K		C CU 73 B CH 81 B FF 93 S FC 88 X FC 86 2-2 ③ F7			X FF 90 0-0 ① P6		X SI 91 0-0 1B	4	0	1	0	0	1	0
8 Lonnie Chisenhall, L (1, 5) OBP: 0.348, SLG: 0.448		C FF 93 X FC 89 0-1 1B			B FC 86 B FF 91 C FC 86 X FF 92 2-1 ① G4-3		B FF 91 C FC 87 S CH 84 X CH 84 1-2 ② L1-3		F SI 91 X SI 90 0-1 ③ G4-3	4	0	1	0	0	0	1
6 Zach Walters, S (1, 4) OBP: 0.235, SLG: 0.410 1 Justin Sellers, R (6, 4) OBP: 0.316, SLG: 0.188 4 Mike Aviles, R (7, PH) OBP: 0.271, SLG: 0.340 (7, 4)		B CU 74 B FC 87 F FC 88 C CU 74 S CU 76 2-3 ③ K			X CU 73 0-0 ② G3		B SI 91 X SI 91 1-0 ③ G6-3			2 0 1	0 0 0	0 0 0	0 0 0	0 0 0	1 0 0	1 0 0
Inning Stats	R: 1 E: 1 K: 1 S: 13 H: 1 LOB: 1 BB: 0 P: 22	R: 0 E: 0 K: 2 S: 9 H: 1 LOB: 1 BB: 0 P: 12	R: 0 E: 0 K: 2 S: 9 H: 1 LOB: 1 BB: 0 P: 14	R: 0 E: 0 K: 1 S: 8 H: 0 LOB: 0 BB: 0 P: 12	R: 0 E: 0 K: 0 S: 5 H: 1 LOB: 1 BB: 0 P: 9	R: 0 E: 0 K: 1 S: 11 H: 1 LOB: 1 BB: 0 P: 16	R: 0 E: 0 K: 0 S: 5 H: 0 LOB: 0 BB: 0 P: 7	R: 0 E: 0 K: 1 S: 11 H: 1 LOB: 1 BB: 0 P: 18	R: 0 E: 0 K: 1 S: 9 H: 1 LOB: 1 BB: 0 P: 10	1B: 6 2B: 1 3B: 0 HR: 0 SF: 0 SAC: 1 DP: 0 HBP: 0						

TOP	
AB	34
R	1
H	7
RBI	1
BB	0
SO	9
LOB	8

PITCHER		IP	WLS	BF	H	R	ER	SO	BB	IBB	HBP	BLK	WP	HR	S	P	ERA	WHIP
31 Collin McHugh, R ERA: 2.66	(1, 1)	6.2	W	26	5	1	0	7	0	0	0	0	0	0	59	90	0.00	0.750
66 Kevin Chapman, L ERA: 5.94	(7, 1)	1.0	H	4	1	0	0	1	0	0	0	0	0	0	10	15	0.00	1.000
44 Samuel Deduno, R ERA: 4.71	(8, 1)	0.1	H	1	0	0	0	0	0	0	0	0	0	0	2	5	0.00	0.000
50 Chad Qualls, R ERA: 3.51	(9, 1)	1.0	S	4	1	0	0	1	0	0	0	0	0	0	9	10	0.00	1.000

PITCHER	IP	WLS	BF	H	R	ER	SO	BB	IBB	HBP	BLK	WP	HR	S	P	ERA	WHIP

WP: 0 PA: 35
PB: 0
SB: 0
CS: 0

Batter	1	2	3	4	5	6	7	8	9	AB	R	H	RBI	BB	SO	LOB
19 Robbie Grossman, S (1, 7) OBP: 0.327, SLG: 0.333	B FF 94 C FF 93 F FF 94 B SL 82 B FF 95 F FF 94 S FF 94 3-3 K ①		F FF 93 C FF 93 F FF 96 D SL 81 X FF 95 1-2 1-3 27 1B 2B		B CH 80 C FF 94 S FF 95 X FF 95 1-2 G3 ②		1 SAFE B FF 94 B FF 94 S SI 93 F FF 95 B FF 94 C FF 93 3-3 K ③			4	1	1	0	0	2	1
27 Jose Altuve, R (1, 4) OBP: 0.379, SLG: 0.455	B FF 95 X FF 95 1-0 F9 ②		X CU 79 0-0 2-H 3-H 23 CS 1B		F FF 95 S SL 83 X FF 94 0-2 1B			C SL 88 C CU 78 B SL 88 B CU 78 X SL 86 2-2 21 SF8 3B		4	1	3	2	0	0	0
21 Dexter Fowler, S (1, 8) OBP: 0.373, SLG: 0.404	C FF 94 F FF 95 B FF 96 S SI 88 1-3 K ③		B SL 82 X FF 94 1-0 L8 ②		B FF 95 X FF 95 1-0 G4-3 ③			B SL 86 B SL 86 F SL 86 S FC 92 D CU 81 F SL 88 F FC 93 F SL 87 X FF 93 3-2 SF8 ① 3-H		3	0	0	1	0	1	2
23 Chris Carter, R (1, 10) OBP: 0.313, SLG: 0.513		F FF 95 S CU 80 B FF 97 S FF 97 1-3 K ①	B FF 95 1-0 1-2 CS ③	S CU 80 C FF 95 B SL 81 X FF 95 1-2 L7 ①		C FF 95 C FF 94 F FF 96 F FF 95 B SL 80 F SL 83 F FF 96 B FF 96 F FF 96 2-2 X FF 95 F9 ①		B SL 88 F SL 88 X SL 87 1-1 G4-3 ②		4	0	0	0	0	1	0
18 Marc Krauss, L (1, 3) OBP: 0.283, SLG: 0.328 21 Jon Singleton, L (8, 3) OBP: 0.292, SLG: 0.349		C FF 95 B FF 95 C CU 79 C FF 97 1-3 K ②		C CU 79 X FF 96 0-1 G3-1 ②		C FF 94 C CH 84 C FF 95 0-3 K ②		C FF 90 B SL 80 X SL 79 1-1 L9 ③		3 1	0 0	0 0	0 0	0 0	2 0	0 0
15 Jason Castro, L (1, 2) OBP: 0.295, SLG: 0.378		C CU 79 X SL 82 0-1 1B		B FF 95 X CU 78 1-0 6 1B 2B		S FF 93 B CH 84 X FF 94 1-1 F7 ③				3	0	2	0	0	0	0
6 Jake Marisnick, R (1, 9) OBP: 0.275, SLG: 0.283		C FF 95 C FF 96 F FF 97 C FF 96 0-3 K ③		X SI 97 0-0 2-3 30 S 1B			B SI 93 F FF 92 F SI 93 X CU 84 1-2 G4-3 ①			3	0	1	0	0	1	1
30 Matt Dominguez, R (1, 5) OBP: 0.260, SLG: 0.333			C SI 95 B FF 96 B CU 78 B FF 94 F FF 96 X FF 96 3-2 P3 ①	B SI 96 B FF 96 F FF 96 B FF 97 S FF 95 X FF 96 3-2 1-2 G5-6-3 ③			S CU 82 C SI 95 X CU 85 0-2 F7 ②			3	0	0	0	0	0	2
3 Gregorio Petit, R (1, 6) OBP: 0.311, SLG: 0.458			B CU 78 X FF 94 1-0 19 2B 27 1B 1B		B FF 94 F FF 94 B FF 96 F FF 95 F FF 96 B SL 82 X FF 95 3-2 F9 ①		B SI 94 F SI 94 S CU 82 B SI 94 X CU 83 2-2 1B			3	1	2	0	0	0	0
Inning Stats	R: 0 E: 0 K: 2 S: 8 H: 0 LOB: 0 BB: 0 P: 13	R: 0 E: 0 K: 3 S: 12 H: 1 LOB: 1 BB: 0 P: 14	R: 2 E: 0 K: 0 S: 10 H: 3 LOB: 0 BB: 0 P: 17	R: 0 E: 0 K: 0 S: 10 H: 2 LOB: 2 BB: 0 P: 15	R: 0 E: 0 K: 0 S: 11 H: 1 LOB: 1 BB: 0 P: 16	R: 0 E: 0 K: 1 S: 13 H: 0 LOB: 0 BB: 0 P: 16	R: 0 E: 0 K: 1 S: 12 H: 1 LOB: 1 BB: 0 P: 18	R: 1 E: 0 K: 0 S: 13 H: 1 LOB: 0 BB: 0 P: 20		1B: 6 2B: 2 3B: 1 HR: 0	SF: 1 SAC: 0 DP: 0 HBP: 0			WP: 0 PB: 0 SB: 1 CS: 1	PA: 33	

PITCHER		IP	WLS	BF	H	R	ER	SO	BB	IBB	HBP	BLK	WP	HR	S	P	ERA	WHIP
34 Zach McAllister, R ERA: 5.74	(1, 1)	6.0	L	24	7	2	2	6	0	0	0	0	0	0	64	91	3.00	1.167
20 C.C. Lee, R ERA: 4.56	(7, 1)	0.2		3	1	0	0	0	0	0	0	0	0	0	9	12	0.00	1.500
50 Nick Hagadone, L ERA: 2.14	(7, 1)	0.1		1	0	0	0	1	0	0	0	0	0	0	3	6	0.00	0.000
48 Scott Atchison, R ERA: 2.73	(8, 1)	0.2		3	1	1	1	0	0	0	0	0	0	0	11	17	13.50	1.500
57 Kyle Crockett, L ERA: 1.69	(8, 1)	0.1		1	0	0	0	0	0	0	0	0	0	0	2	3	0.00	0.000

PITCHER	IP	WLS	BF	H	R	ER	SO	BB	IBB	HBP	BLK	WP	HR	S	P	ERA	WHIP

BOTTOM

Cleveland Indians @ Houston Astros

Minute Maid Park, Houston, TX

Mon Sep 15 2014, 7:15 PM - 9:58 PM CDT

Att. 17,403 - Roof Closed - 73 F

livebaseballscorecards.com

AB	31
R	3
H	9
RBI	3
BB	0
SO	7
LOB	6

Cleveland Indians @ Houston Astros

Minute Maid Park, Houston, TX

Tue Sep 16 2014, 7:13 PM - 10:30 PM CDT

Att. 18,381 - Roof Closed - 73 F

livebaseballscorecards.com

TOP

Batter	1	2	3	4	5	6	7	8	9	AB	R	H	RBI	BB	SO	LOB
24 Michael Bourn, L (1, 8) OBP: 0.322, SLG: 0.371	B FF 89 B SI 89 X SI 88 2-0 23 1B 41 G4-1 1B		C SI 89 B CH 81 X CH 81 1-1 ① F9		C FF 90 S SL 78 B FF 91 B SL 79 C SI 90 2-3 ② K		X FF 95 0-0 ② F7		F SI 90 B FF 91 F CU 76 S CU 77 1-3 ③ K	5	1	1	0	0	2	0
11 José Ramírez, S (1, 6) OBP: 0.299, SLG: 0.325	C FF 88 S CH 80 B FF 89 B CH 81 T FF 91 2-2 ① K		C CH 80 F FF 91 F SL 78 B FF 90 X FF 90 1-2 ② F7		B FF 90 B SI 90 C FF 90 B CH 80 B FF 89 4-1 23 E BB		C FF 96 B FS 86 X FF 95 1-1 ③ F8			3	0	0	0	1	1	1
23 Michael Brantley, L (1, 7) OBP: 0.380, SLG: 0.498	C FF 90 B SL 78 B CH 81 X SI 91 2-1 41 G4-1 1-3 1B		C SL 78 F FF 91 B CH 79 B CH 80 B CH 82 X FF 91 3-2 ③ L7		B FF 91 B FF 90 B SI 89 C SI 90 C CH 81 F CH 81 X FF 91 3-2 ③ F7 1-3			F FF 95 F FS 86 B FF 96 F FS 85 B FS 88 B FF 96 F FF 96 X FF 95 3-2 ① G3-4-3		4	0	1	0	0	0	1
41 Carlos Santana, S (1, 3) OBP: 0.366, SLG: 0.443	B CH 82 F SI 91 1 SAFE F CH 82 X SI 92 1-2 ② G4-1 1-2 3-H			B FF 89 C SL 77 F FF 90 B CH 80 F FF 91 B CH 81 F CH 81 X FF 91 3-2 ① P5		B SI 91 S CH 85 B CH 85 C SI 91 B SI 92 D FC 86 4-2 10 HR BB		B FS 87 X FF 95 1-0 22 1B 1B	3	1	1	1	1	0	1
22 Jason Kipnis, L (1, 4) OBP: 0.315, SLG: 0.334 4 Mike Aviles, R (8, PR) OBP: 0.271, SLG: 0.340 (8, 4)	D SI 92 C SL 79 S CH 82 X CH 82 1-2 ③ G3-1			B FF 91 C FF 90 S SL 78 X FF 91 1-2 ② P5		F SI 91 L FF 88 B SI 91 F SI 91 S FC 85 1-3 ① K		C FF 96 D FS 88 X FF 95 1-1 1-2 1B	4 0	0 0	1 0	0 0	0 0	1 0	2 0
8 Lonnie Chisenhall, L (1, 5) OBP: 0.347, SLG: 0.446 1 Justin Sellers, R (8, 5) OBP: 0.316, SLG: 0.188		B FF 88 F SI 88 F FF 90 F SL 79 B CH 80 B SL 78 S CH 81 3-3 ① K		F CH 82 F FF 91 F SL 79 F SL 78 X CH 81 1-2 10 1B 10 E 1B		B SI 92 C SI 91 B SI 91 B FF 91 X FC 85 2-1 ② F8		D FS 88 B FF 96 D FF 95 C FF 95 F FF 94 F FF 95 F FF 95 F FS 87 S FF 95 3-3 ② K	4 0	1 0	1 0	0 0	0 0	2 0	3 0
10 Yan Gomes, R (1, 2) OBP: 0.320, SLG: 0.477		C SL 79 X FF 90 0-1 ② F7		C SI 91 S SL 80 B FF 90 X SL 81 1-2 E7 1-H 1B		S CH 85 D CH 86 X SI 91 1-1 1-H HR		B FS 87 B FS 86 X FF 94 2-0 ③ G6-3	4	1	2	2	0	0	2
72 Jason Giambi, L (1, 10) OBP: 0.250, SLG: 0.286 36 Jesús Aquilar, R (6, PH) OBP: 0.250, SLG: 0.148 (6, 10) 39 JB Shuck, L (9, PH) OBP: 0.172, SLG: 0.219 (9, 10)		B SI 91 C FF 90 B SL 79 F CH 81 F FF 92 B SL 79 B SI 90 4-2 BB		B CH 82 S FF 90 S SL 80 S FF 92 1-3 ③ K		C SI 91 S FC 86 B FC 86 F FC 85 C SI 92 1-3 ③ K			B SI 90 C SI 89 X CH 84 1-1 ① G3	1 1 1	0 0 0	0 0 0	0 0 0	1 0 0	1 1 0	1 0 0
7 David Murphy, L (1, 9) OBP: 0.322, SLG: 0.380 62 Tyler Holt, R (9, 9) OBP: 0.316, SLG: 0.283		C FF 90 X FF 91 0-1 ③ F7			B FF 89 B FF 90 B CH 79 C SI 87 C FF 88 X FF 88 3-2 ① L8		B FF 94 S FF 95 S FS 87 X FF 95 1-2 ① L7		B SI 89 C SI 89 X CH 84 1-1 ② F7	4 0	0 0	0 0	0 0	0 0	0 0	1 0

	AB	34
	R	4
	H	7
	RBI	3
	BB	3
	SO	8
	LOB	12

Inning Stats	1	2	3	4	5	6	7	8	9
	R: 1 E: 0 K: 1 S: 12	H: 2 LOB: 1 BB: 0 P: 20	R: 0 E: 0 K: 1 S: 11	H: 0 LOB: 1 BB: 1 P: 18	R: 0 E: 0 K: 0 S: 9	H: 0 LOB: 0 BB: 0 P: 14	R: 1 E: 1 K: 1 S: 19	H: 2 LOB: 1 BB: 0 P: 26	R: 0 E: 0 K: 1 S: 11	H: 0 LOB: 1 BB: 1 P: 23	R: 2 E: 0 K: 2 S: 14	H: 1 LOB: 0 BB: 1 P: 23	R: 0 E: 0 K: 0 S: 6	H: 0 LOB: 0 BB: 0 P: 8	R: 0 E: 0 K: 1 S: 15	H: 2 LOB: 2 BB: 0 P: 25	R: 0 E: 0 K: 1 S: 7	H: 0 LOB: 0 BB: 0 P: 10

1B: 6	SF: 0	WP: 0	PA: 37
2B: 0	SAC: 0	PB: 0	
3B: 0	DP: 0	SB: 0	
HR: 1	HBP: 0	CS: 0	

PITCHER		IP	WLS	BF	H	R	ER	SO	BB	IBB	HBP	BLK	WP	HR	S	P	ERA	WHIP
63 Nick Tropeano, R ERA: 2.7	(1, 1)	5.0	L	21	4	2	1	4	2	0	0	0	0	0	62	101	1.80	1.200
38 Darin Downs, L ERA: 5.19	(6, 1)	1.0		5	1	2	2	2	1	0	0	0	0	1	14	23	18.00	2.000
67 Jorge De Leon, R ERA: 9.0	(7, 1)	2.0		8	2	0	0	1	0	0	0	0	0	0	21	33	0.00	1.000
58 Jake Buchanan, R ERA: 5.22	(9, 1)	1.0		3	0	0	0	1	0	0	0	0	0	0	7	10	0.00	0.000

PITCHER	IP	WLS	BF	H	R	ER	SO	BB	IBB	HBP	BLK	WP	HR	S	P	ERA	WHIP

Cleveland Indians @ Houston Astros

Minute Maid Park, Houston, TX

Tue Sep 16 2014, 7:13 PM - 10:30 PM CDT

Att. 18,381 - Roof Closed - 73 F

livebaseballscorecards.com

BOTTOM

Batter	1	2	3	4	5	6	7	8	9	AB	R	H	RBI	BB	SO	LOB
19 Robbie Grossman, S (1, 7) OBP: 0.325, SLG: 0.329	B SI 92 F SI 93 B SI 93 B SL 89 B SI 93 4-1 27 FC5-4 BB		S SI 92 C CH 83 C CU 83 0-3 ① K		C CU 81 F CU 82 B FF 93 C SI 94 1-3 ① K		F SI 93 C CU 81 S SL 88 0-3 ② K		S FF 94 C KC 86 S KC 87 0-3 K2-3 ①	4	0	0	0	1	4	1
27 Jose Altuve, R (1, 4) OBP: 0.379, SLG: 0.456	X SI 92 0-0 ① FC5-4 23 1B 9 1B 1-2f		B FF 93 X SL 89 1-0 ② F9		F SI 94 X CU 82 0-1 21 G4-3 2B		X SL 89 0-0 1-2 1B		F FF 95 C KC 87 S KC 87 0-3 ② K	5	1	2	0	0	1	1
21 Dexter Fowler, S (1, 8) OBP: 0.369, SLG: 0.398	B SI 93 1 SAFE F SI 93 S SL 89 F SI 94 B SL 89 1 SAFE S SL 90 2-3 ② K		C CU 82 C CH 84 C FF 94 0-3 ③ K		C SI 92 C SL 87 B SI 94 X CU 83 1-2 ② G4-3 2-3		F SL 88 C SI 94 S CU 83 0-3 ③ K		B KC 85 F FF 94 F KC 86 B FF 94 F FF 94 X KC 86 2-2 ③ F9	5	0	0	0	0	3	4
23 Chris Carter, R (1, 10) OBP: 0.315, SLG: 0.512	S SL 89 D SI 94 X SL 88 1-1 9 1B 1-2 1B			C SI 92 B SI 93 T CU 83 X SL 89 1-2 ① F8	D SL 88 C SI 92 S CU 84 D CU 83 B SI 94 S CU 84 3-3 ③ K			C FC 93 B FC 94 F FC 93 B SL 81 B FC 94 B FC 94 4-2 9 FC6 BB		3	0	1	0	1	1	1
9 Marwin Gonzalez, S (1, 6) OBP: 0.321, SLG: 0.392	B SI 94 C SL 89 X SL 89 1-1 1-2 2-H 1B			X CH 84 0-0 12 1B 21 BB 1B		C SL 86 S SL 87 S SI 94 0-3 ① K		C FC 94 C FC 94 D SL 81 X FC 95 1-2 ① FC6 12 1B 8 1B 1-2f		4	1	2	1	0	1	1
21 Jon Singleton, L (1, 3) OBP: 0.292, SLG: 0.346	C SL 89 B SI 94 F SL 89 B CU 84 F SL 89 C SI 94 2-3 ③ K			F SL 87 B SI 92 B SL 89 B SI 93 C SL 89 F SL 88 B SI 93 4-2 12 1B 1-2 BB		B SI 92 S SL 88 C CU 83 B SI 94 C FF 94 2-3 ② K		C FC 94 F FC 93 B FC 94 F SL 81 B FC 94 B FC 95 F FC 95 S FC 93 3-3 ② K		3	0	0	0	1	3	3
12 Max Stassi, R (1, 2) OBP: 0.333, SLG: 0.333 6 Jake Marisnick, R (8, PR) OBP: 0.275, SLG: 0.283 30 Matt Dominguez, R (9, 5) OBP: 0.260, SLG: 0.333		C SI 91 B SL 87 F SI 93 S FF 94 1-3 ① K		B SL 89 B SI 93 X SI 93 2-0 1-2 2-3 1B		C SI 92 B SL 87 X SL 87 1-1 ③ L7		C FC 93 X FC 93 0-1 8 1B 1-2 1B		4 0 0	0 0 0	2 0 0	0 0 0	0 0 0	1 0 0	0 0 0
8 Alex Presley, L (1, 9) OBP: 0.290, SLG: 0.347		F SI 92 F SL 89 X SI 94 0-2 ② F7		B SI 93 S SL 90 C SI 94 S CU 84 1-3 ② K			C CU 85 B SL 87 S CU 81 B SI 94 X SI 93 2-2 ① F7	B FC 94 F FC 93 C FC 94 F SL 81 D SL 80 X FC 94 2-2 1-2 2-H 1B		4	0	1	1	0	1	3
3 Gregorio Petit, R (1, 5) OBP: 0.312, SLG: 0.453 15 Jason Castro, L (8, PH) OBP: 0.294, SLG: 0.377 (9, 2)		C SI 92 S SL 90 C SI 95 0-3 ③ K		S SL 91 B SI 95 S SL 91 B SL 90 F SI 95 F FF 95 S CU 86 2-3 ③ K			S SI 93 B SI 92 X SL 90 1-1 27 1B 1B	B FF 95 X FF 96 1-0 ③ L7		3 1	0 0	1 0	0 0	0 0	2 0	3 2

Inning Stats	1	2	3	4	5	6	7	8	9
	R: 1 H: 2 E: 0 LOB: 2 K: 2 BB: 1 S: 14 P: 24	R: 0 H: 0 E: 0 LOB: 0 K: 2 BB: 0 S: 9 P: 10	R: 0 H: 0 E: 0 LOB: 0 K: 2 BB: 0 S: 7 P: 8	R: 0 H: 2 E: 0 LOB: 3 K: 2 BB: 1 S: 16 P: 26	R: 0 H: 1 E: 0 LOB: 1 K: 2 BB: 0 S: 11 P: 16	R: 0 H: 0 E: 0 LOB: 0 K: 2 BB: 0 S: 8 P: 11	R: 0 H: 2 E: 0 LOB: 2 K: 2 BB: 0 S: 12 P: 15	R: 1 H: 2 E: 0 LOB: 2 K: 1 BB: 1 S: 17 P: 28	R: 0 H: 0 E: 0 LOB: 0 K: 2 BB: 0 S: 10 P: 12

	AB	36
	R	2
	H	9
	RBI	2
	BB	3
	SO	17
	LOB	19

	1B: 8	SF: 0	WP: 0	PA: 39
	2B: 1	SAC: 0	PB: 0	
	3B: 0	DP: 0	SB: 0	
	HR: 0	HBP: 0	CS: 0	

PITCHER		IP	WLS	BF	H	R	ER	SO	BB	IBB	HBP	BLK	WP	HR	S	P	ERA	WHIP
28 Corey Kluber, R ERA: 2.54	(1, 1)	7.0	W	30	7	1	1	14	2	0	0	0	0	0	77	110	1.29	1.286
27 Bryan Shaw, R ERA: 2.75	(8, 1)	0.2	H	5	2	1	1	1	1	0	0	0	0	0	16	26	13.50	4.500
37 Cody Allen, R ERA: 2.06	(8, 1)	1.1	S	4	0	0	0	2	0	0	0	0	0	0	11	14	0.00	0.000

PITCHER	IP	WLS	BF	H	R	ER	SO	BB	IBB	HBP	BLK	WP	HR	S	P	ERA	WHIP

Cleveland Indians @ Houston Astros

Minute Maid Park, Houston, TX

Wed Sep 17 2014, 7:13 PM - 9:33 PM CDT

Att. 18,474 - Roof Closed - 73 F

TOP

livebaseballscorecards.com

Batter	1	2	3	4	5	6	7	8	9	AB	R	H	RBI	BB	SO	LOB
24 Michael Bourn, L (1, 8) OBP: 0.319, SLG: 0.367	X SI 89 0-0 ① F7		F SI 90 T KC 79 X KC 79 0-2 ③ F7		1 SAFE X SI 89 0-0 ③ G4-3		C KC 78 S KC 80 1 SAFE B KC 80 B KC 80 X SI 90 2-2 ③ F7 1-2			4	0	0	0	0	0	2
11 José Ramírez, S (1, 6) OBP: 0.293, SLG: 0.318	C SI 90 F SI 90 T SI 91 0-2 ② K			B SI 89 F SI 88 X KC 78 1-1 ① F8		C SI 89 B FF 90 B KC 78 F SI 89 X SI 90 2-2 ① F8		B SI 89 C SI 89 C SI 89 X SI 89 1-2 ① P3		4	0	0	0	0	1	0
23 Michael Brantley, L (1, 7) OBP: 0.381, SLG: 0.498	C SI 90 B KC 80 C KC 79 B SI 91 C SI 91 2-3 ③ K			X KC 79 0-0 ② L6		X SI 90 0-0 10 3B 1B		B SI 90 B KC 79 C CH 81 X SI 90 2-1 10 S 1B		4	1	2	0	0	1	0
41 Carlos Santana, S (1, 10) OBP: 0.365, SLG: 0.444		B SI 89 X CH 80 1-0 ① G5-3		B CH 81 B CH 82 F CH 80 X FF 89 2-1 10 1B 2B		C KC 78 1 SAFE B KC 79 X SI 90 1-1 ② L9		F CH 81 B SI 90 X CH 80 1-1 ② L7		4	1	1	0	0	0	2
10 Yan Gomes, R (1, 2) OBP: 0.322, SLG: 0.481		C SI 90 S KC 80 F KC 80 X SI 90 0-2 E3 8 FC6		B CH 81 C SI 90 S SI 90 D KC 80 F SI 89 X CH 82 2-2 2-H 1B		X KC 79 0-0 1-H 3B		B FF 97 X FF 97 1-0 ③ P5 1-2		4	0	2	2	0	0	1
4 Mike Aviles, R (1, 4) OBP: 0.269, SLG: 0.337 39 JB Shuck, L (9, PH) OBP: 0.170, SLG: 0.216 1 Justin Sellers, R (9, 4) OBP: 0.316, SLG: 0.188		B CH 81 F SI 90 X CH 80 1-1 ② F9		C SI 90 B SI 90 X CH 81 1-1 ③ G6-3		B CH 82 B SI 90 X CH 80 2-0 ③ G5-3			C FF 96 X SI 96 0-1 ① F8	3 1 0	0 0 0	0 0 0	0 0 0	0 0 0	0 0 0	3 0 0
8 Lonnie Chisenhall, L (1, 5) OBP: 0.344, SLG: 0.442		C FF 90 C SI 90 X FF 91 0-2 ③ FC6 1-2f			B KC 77 X SI 89 1-0 ① G4-3		X SI 85 0-0 ① F9		B FF 96 S CH 85 B CH 84 F SI 94 F FF 97 X CH 84 2-2 ② F9	4	0	0	0	0	0	1
53 Chris Gimenez, R (1, 3) OBP: 0.320, SLG: 0.336 7 David Murphy, L (9, PH) OBP: 0.321, SLG: 0.379 36 Jesús Aguilar, R (9, 3) OBP: 0.250, SLG: 0.148			C FF 89 B KC 79 B CH 80 F SI 90 B CH 80 C SI 90 3-3 ① K		X SI 89 0-0 ② F9		C FF 90 F SI 90 X SI 90 0-2 ② L9		C CU 74 F FF 98 B FF 98 X CH 85 1-2 ③ P6	3 1 0	0 0 0	0 0 0	0 0 0	1 0 0	0 0 0	0 0 0
62 Tyler Holt, R (1, 9) OBP: 0.333, SLG: 0.304			C SI 90 X CH 81 0-1 ② F9		C FF 90 B KC 79 C SI 90 B SI 90 X CH 82 2-2 1B		C FF 89 C SI 90 X KC 79 0-2 24 S 1B			3	0	2	0	0	0	0

	AB	35
	R	2
	H	7
	RBI	2
	BB	0
	SO	3
	LOB	9

Inning Stats	1	2	3	4	5	6	7	8	9	1B: 5	SF: 0	WP: 0	PA: 35
R:	0	0	0	1	0	1	0	0	0	2B: 1	SAC: 0	PB: 0	
E:	0	1	0	0	0	0	0	0	0	3B: 1	DP: 0	SB: 2	
K:	2	0	1	0	0	0	0	0	0	HR: 0	HBP: 0	CS: 0	
S:	7	10	8	11	6	8	10	8	9				
H:	0	0	0	2	1	2	1	1	0				
LOB:	0	1	0	1	0	1	1	1	0				
BB:	0	0	0	0	0	0	0	0	0				
P:	9	12	11	17	9	13	12	13	12				

PITCHER		IP	WLS	BF	H	R	ER	SO	BB	IBB	HBP	BLK	WP	HR	S	P	ERA	WHIP
39 Brett Oberholtzer, L (1, 1) ERA: 4.39		7.2	L	31	7	2	2	3	0	0	0	0	0	0	67	94	2.35	0.913
48 Mike Foltynewicz, R (8, 1) ERA: 5.02		1.1		4	0	0	0	0	0	0	0	0	0	0	10	14	0.00	0.000

PITCHER	IP	WLS	BF	H	R	ER	SO	BB	IBB	HBP	BLK	WP	HR	S	P	ERA	WHIP

BOTTOM

Cleveland Indians @ Houston Astros

Minute Maid Park, Houston, TX

Wed Sep 17 2014, 7:13 PM - 9:33 PM CDT

Att. 18,474 - Roof Closed - 73 F

livebaseballscorecards.com

Batter	1	2	3	4	5	6	7	8	9	AB	R	H	RBI	BB	SO	LOB
8 Alex Presley, L (1, 7) OBP: 0.286, SLG: 0.341	C FF 97 B FF 97 B FF 98 F FF 98 S CH 90 2-3 ① K		C FF 97 F SL 86 T CH 91 0-2 ③ K			X CH 91 0-0 ② F7			B CH 90 B FF 95 B FF 97 C FF 96 C FF 96 X FF 97 3-2 ② F7	4	0	0	0	0	2	1
27 Jose Altuve, R (1, 4) OBP: 0.380, SLG: 0.456	X FF 98 0-0 ② L6			C SL 86 B CH 90 F FF 96 X CH 91 1-2 23 E 23 S 1B		F FF 97 F CH 90 C SL 88 0-3 ③ K			F SL 87 X SL 88 0-1 21 DI 1B	4	0	2	0	0	1	0
21 Dexter Fowler, S (1, 8) OBP: 0.365, SLG: 0.395	F FF 97 X FF 97 0-1 ③ P6			1 SAFE D CH 89 F FF 96 1 SAFE X FF 94 1-1 ① F7			B SL 87 X FF 96 1-0 ① G6-3		S CH 89 S CH 91 S CH 91 0-3 ③ K 1-2	4	0	0	0	0	1	2
23 Chris Carter, R (1, 10) OBP: 0.313, SLG: 0.508		C FF 97 S SL 87 F FF 97 F SL 87 B FF 98 B CH 89 S SL 88 2-3 ① K		B SL 86 B FF 96 S SL 86 1 SAFE S SL 87 S SL 88 2-3 ② K 1-3			B FF 97 F SL 88 S FF 97 X SL 88 1-2 ② L7			3	0	0	0	0	2	1
15 Jason Castro, L (1, 2) OBP: 0.293, SLG: 0.374		F FF 96 F SL 87 B FF 96 S CH 90 1-3 ② K		X FF 97 0-0 ③ G4-3			C CU 82 X FF 96 0-1 ③ F7			3	0	0	0	0	1	1
6 Jake Marisnick, R (1, 9) OBP: 0.270, SLG: 0.279		C SL 87 B FF 97 S CH 89 F FF 97 X CH 92 1-2 ③ G5-3			C FF 96 F FF 95 F CU 82 X SL 88 0-2 ① L5			X FF 95 0-0 ① P3		3	0	0	0	0	0	0
30 Matt Dominguez, R (1, 5) OBP: 0.259, SLG: 0.331			B FF 96 X FF 95 1-0 ① F9		C FF 95 C CU 81 F FF 94 S SL 87 0-3 ② K			C FF 96 X CH 90 0-1 ② F8		3	0	0	0	0	1	0
21 Jon Singleton, L (1, 3) OBP: 0.292, SLG: 0.343			B FF 96 S FF 96 B FF 96 B SL 88 B FF 95 4-1 BB		S CH 90 B CU 82 C FF 96 T CU 83 1-2 ③ K			B FF 97 X CH 89 1-0 ③ G3-1		2	0	0	0	1	1	0
2 Jonathan Villar, S (1, 6) OBP: 0.258, SLG: 0.340 9 Marwin Gonzalez, S (9, PH) OBP: 0.320, SLG: 0.391			S CH 88 B FF 95 S CH 89 B CU 80 S CH 89 2-3 ② K			S FF 96 C FF 97 C FF 96 0-3 ① K			S SL 88 F FF 97 S CU 83 0-3 ① K	2 1	0 0	0 0	0 0	0 0	2 1	1 0
Inning Stats	R: 0 E: 0 K: 1 S: 6 H: 0 LOB: 0 BB: 0 P: 8	R: 0 E: 0 K: 2 S: 12 H: 0 LOB: 0 BB: 0 P: 16	R: 0 E: 0 K: 2 S: 8 H: 0 LOB: 1 BB: 1 P: 15	R: 0 E: 0 K: 1 S: 9 H: 1 LOB: 1 BB: 0 P: 13	R: 0 E: 0 K: 2 S: 11 H: 0 LOB: 0 BB: 0 P: 12	R: 0 E: 0 K: 2 S: 7 H: 0 LOB: 0 BB: 0 P: 7	R: 0 E: 0 K: 0 S: 6 H: 0 LOB: 0 BB: 0 P: 8	R: 0 E: 0 K: 0 S: 4 H: 0 LOB: 0 BB: 0 P: 5	R: 0 E: 0 K: 2 S: 11 H: 1 LOB: 1 BB: 0 P: 14	1B: 2 2B: 0 3B: 0 HR: 0 SF: 0 SAC: 0 DP: 0 HBP: 0						

	AB	29
	R	0
	H	2
	RBI	0
	BB	1
	SO	12
	LOB	6

WP: 0 PA: 30
PB: 0
SB: 1
CS: 0

PITCHER	IP	WLS	BF	H	R	ER	SO	BB	IBB	HBP	BLK	WP	HR	S	P	ERA	WHIP
59 Carlos Carrasco, R (1, 1) ERA: 2.65	9.0	W	30	2	0	0	12	1	0	0	0	0	0	74	98	0.00	0.333

PITCHER	IP	WLS	BF	H	R	ER	SO	BB	IBB	HBP	BLK	WP	HR	S	P	ERA	WHIP

Cleveland Indians @ Houston Astros

Minute Maid Park, Houston, TX

Thu Sep 18 2014, 7:12 PM - 11:43 PM CDT

Att. 16,417 - Roof Closed - 73 F

livebaseballscorecards.com

Batter	1	2	3	4	5	6	7	8	9	10	11	12	13	AB	R	H	RBI	BB	SO	LOB
24 Michael Bourn, L (1, 8) OBP: 0.319, SLG: 0.367	C SI 89 C CU 74 F CU 75 X CU 69 0-2 F8 ①		D CU 77 S CH 86 B CU 76 B CU 74 B CH 86 4-1 BB			F FF 89 B CU 74 B CU 74 C SI 89 C FC 89 2-3 K ②			B CU 74 X FF 88 1-0 11 1B 23 FC3-5-2 2B		B SL 77 C SI 90 C SL 77 X SL 78 1-2 G5-3 ①		FC 89 B CU 80 C CH 83 S CU 80 1-3 K ①	5	0	1	0	1	2	0
11 José Ramírez, S (1, 6) OBP: 0.299, SLG: 0.328	X SI 88 0-0 23 G6-3 1B		X CU 74 0-0 G3-1 ③			B SI 87 B SI 89 C FC 88 X SI 90 2-1 G4-3 ③			X FF 90 0-0 23 FC3-5-2 41 1B 2-3 1B		F SI 91 F SI 91 F SI 92 F SL 78 B SI 91 X SI 91 1-2 G6-3 ②		C FC 91 B CU 80 B FC 90 B FC 88 X FC 88 3-1 41 BB 4 SF9 2B	6	2	3	0	0	0	2
23 Michael Brantley, L (1, 7) OBP: 0.380, SLG: 0.496	C CU 72 B FC 87 X FC 88 1-1 G6-3 ② ③ 1-2f			C CU 73 X SI 90 0-1 G4-3 ①			B FC 86 X SI 90 1-0 L9 ①		B SL 82 S SL 82 B FF 93 X SL 82 2-1 FC3-5-2 ① 4 F9 41 1B 1-2 3-H		C SL 79 B SL 78 X SL 78 1-1 41 BB 1B		I I IN 56 I IN 54 I IN 52 - 4-0 4 SF9 41 BB IBB	5	0	1	0	1	0	3
41 Carlos Santana, S (1, 3) OBP: 0.367, SLG: 0.442		C FC 86 B CU 74 C CU 73 X CH 86 1-2 F8 ①		B CU 72 B FC 88 X FC 88 2-0 G3-1 ②			B CU 78 X FC 87 1-0 P6 ②		D SL 89 B SI 93 B SI 93 C SI 92 X SL 87 3-1 1B		1 SAFE B SI 91 P PO 88 P PO 89 1 SAFE P PO 88 4-0 1-2 BB		B FC 91 B FC 91 B FC 89 B FC 87 4-0 10 S 1-2 2-3 BB	4	0	1	1	2	0	0
22 Jason Kipnis, L (1, 4) OBP: 0.314, SLG: 0.332 4 Mike Aviles, R (8, 4) OBP: 0.266, SLG: 0.334		C SI 89 B FC 86 B SI 90 F FC 87 C SI 90 2-3 K ②		C FC 87 B SI 89 B FC 89 X FC 87 2-1 G4-3 ③			C CU 74 S CH 86 B FC 88 X SI 90 1-2 G6-3 ③		B SL 86 X SL 85 1-0 F9 ② 2-3		C SI 92 X SI 92 0-1 G5-3 ③		C FF 91 X FC 89 0-1 SF9 ② 2-3 3-H	3 2	0 0	0 0	0 1	0 0	1 4	0
10 Yan Gomes, R (1, 2) OBP: 0.318, SLG: 0.475		B SI 90 X FC 87 1-0 F8 ③			C SI 88 X CU 75 0-1 F7 ①			B SI 89 C SI 90 B SI 91 B FF 89 X FC 88 3-1 L7 ①	B SL 87 F SI 94 T SL 88 1-2 K ③			C SI 92 C CU 75 F SI 92 S SI 93 0-3 K ①	S CU 81 X CU 81 0-1 P4 ③ 1-2	6	0	0	0	2	4
7 David Murphy, L (1, 10) OBP: 0.321, SLG: 0.381 36 Jesús Aguilar, R (10, PH) OBP: 0.242, SLG: 0.143 (10, 10) 72 Jason Giambi, L (12, PH) OBP: 0.262, SLG: 0.286 6 Zach Walters, S (12, PR) OBP: 0.235, SLG: 0.410 (12, 10)			B SI 88 B SI 88 C FC 85 X SI 88 2-1 8 G4-3 2B		C CU 75 F FC 88 X CU 76 0-2 L4 ②			C SI 89 C CU 72 B FC 88 F CU 72 B FC 88 B CU 76 X FC 88 3-2 G6-3 ②		B SI 90 C SI 90 X SL 78 1-1 F8 ①		B SI 92 S SI 92 B SI 92 B FS 82 C SI 92 B SI 92 4-2 BB	3 1 0 0	0 0 0 0	1 0 0 0	0 0 0 0	0 0 1 0	0 0 0 0	0 0
8 Lonnie Chisenhall, L (1, 5) OBP: 0.343, SLG: 0.440			F FC 86 B CH 84 X FC 89 1-1 G4-3 ① 2-3		F FC 86 B FC 88 F FC 87 B SI 90 X FC 89 2-2 G3 ③			F FC 88 B FF 89 C FC 87 B SI 89 S FC 89 X FC 88 3-2 1B		X SI 90 0-0 G4-3 ②		C SI 92 B FS 84 F SI 92 F SI 92 1 SAFE S CU 77 1-3 K ②	5	0	1	0	0	1	2
39 JB Shuck, L (1, 9) OBP: 0.165, SLG: 0.210 62 Tyler Holt, R (10, PH) OBP: 0.323, SLG: 0.293 (10, 9)			B CU 76 C CU 74 X FC 89 1-1 G6-3 ②			C CU 74 F FC 89 B FC 88 B SI 89 X FC 87 2-2 G4-3 ①		B CU 73 B FC 85 X FC 85 2-0 F8 ③		B SI 90 C SI 91 B CH 84 B SI 90 F SI 91 F SI 92 X SI 92 3-2 F9 ③		1 SAFE B SI 93 B SI 94 X SI 93 2-0 F8 ③	3 2	0 0	0 0	0 0	0 0	0 1	2 1
Inning Stats	R: 0 E: 0 K: 0 S: 7 H: 1 LOB: 0 BB: 0 P: 8	R: 0 E: 0 K: 1 S: 7 H: 0 LOB: 0 BB: 0 P: 11	R: 0 E: 0 K: 0 S: 8 H: 1 LOB: 2 BB: 1 P: 16	R: 0 E: 0 K: 0 S: 5 H: 0 LOB: 0 BB: 0 P: 9	R: 0 E: 0 K: 0 S: 8 H: 0 LOB: 0 BB: 0 P: 10	R: 0 E: 0 K: 1 S: 8 H: 0 LOB: 0 BB: 0 P: 14	R: 0 E: 0 K: 0 S: 5 H: 0 LOB: 0 BB: 0 P: 8	R: 0 E: 0 K: 0 S: 10 H: 1 LOB: 1 BB: 0 P: 21	R: 1 E: 0 K: 1 S: 10 H: 3 LOB: 2 BB: 0 P: 18	R: 0 E: 0 K: 0 S: 7 H: 0 LOB: 0 BB: 0 P: 11	R: 0 E: 0 K: 0 S: 15 H: 1 LOB: 2 BB: 1 P: 19	R: 0 E: 0 K: 2 S: 11 H: 0 LOB: 1 BB: 1 P: 18	R: 1 E: 0 K: 1 S: 9 H: 1 LOB: 2 BB: 2 P: 21	1B: 5 2B: 3 3B: 0 HR: 0 SF: 1 SAC: 0 DP: 1 HBP: 0	WP: 0 PB: 0 SB: 1 CS: 0 PA: 51					

PITCHER	IP	WLS	BF	H	R	ER	SO	BB	IBB	HBP	BLK	WP	HR	S	P	ERA	WHIP
46 Scott Feldman, R (1, 1) ERA: 3.82	8.0		28	4	1	1	2	1	0	0	0	0	0	59	99	1.12	0.625
29 Tony Sipp, L (9, 1) ERA: 3.26	0.1	H	2	1	0	0	0	0	0	0	0	0	0	3	5	0.00	3.000
50 Chad Qualls, R (9, 1) ERA: 3.47	0.2	B	3	1	0	0	1	0	0	0	0	0	0	6	11	0.00	1.500
66 Kevin Chapman, L (10, 1) ERA: 5.4	1.2		6	1	0	0	0	0	0	0	0	0	0	17	24	0.00	0.600
55 Jose Veras, R (11, 1) ERA: 4.01	1.1		6	0	0	0	2	2	0	0	0	0	0	16	24	0.00	1.500

PITCHER	IP	WLS	BF	H	R	ER	SO	BB	IBB	HBP	BLK	WP	HR	S	P	ERA	WHIP
44 Samuel Deduno, R (13, 1) ERA: 4.75	1.0	L	6	1	1	1	1	1	1	0	0	0	0	9	21	9.00	2.000

TOP	
AB	45
R	2
H	8
RBI	2
BB	5
SO	6
LOB	18

Cleveland Indians @ Houston Astros

Minute Maid Park, Houston, TX

Thu Sep 18 2014, 7:12 PM - 11:43 PM CDT

Att. 16,417 - Roof Closed - 73 F

livebaseballscorecards.com

BOTTOM

Batter	1	2	3	4	5	6	7	8	9	10	11	12	13	AB	R	H	RBI	BB	SO	LOB
19 Robbie Grossman, S (1, 7) OBP: 0.328, SLG: 0.332	C FF 95 B FF 97 B FF 95 X FF 94 2-1 G3		L FF 95 F FF 96 F CH 86 T FF 97 0-2 K		X FF 96 0-0 1B			L FF 95 C FF 95 B SL 79 B SL 80 X FF 94 2-2 F9			S FC 94 X FC 94 0-1 1B		B FF 96 B FF 96 X FF 96 2-0 1B	6	0	3	0	0	1	0
27 Jose Altuve, R (1, 4) OBP: 0.376, SLG: 0.452	X FF 96 0-0 G4-3		S FF 97 B SL 87 B SL 87 S FF 97 F CH 86 F FF 98 X FF 98 2-2 F8		D FF 96 X FF 95 1-0 F9			X SL 87 0-0 F7			1 SAFE F FC 93 B FC 94 1 SAFE X SL 82 1-1 P4		B FF 96 C KC 85 T KC 85 X FF 95 1-2 F9	6	0	0	0	0	0	3
21 Dexter Fowler, S (1, 8) OBP: 0.367, SLG: 0.395	B FF 96 C FF 96 B FF 96 F FF 96 B FF 98 F FF 97 F FF 96 F FF 97 B FF 97 4-2 BB			S FF 96 C FF 97 B FF 96 F CH 86 X FF 98 1-2 6 WP 6 1B 1B		S CH 81 X FF 95 0-1 F9			C SL 86 B FF 90 B SL 87 X FF 90 2-1 23 G6-4-3 1B			1 SAFE B FC 95 1 SAFE C FC 94 B FC 93 B FC 95 F FC 95 X FC 94 3-2 F8		1 SAFE C KC 85 C KC 86 F KC 85 B FF 94 S FF 94 1-3 K	5	1	2	0	1	1	2
23 Chris Carter, R (1, 10) OBP: 0.314, SLG: 0.506 2 Jonathan Villar, S (12, PR) OBP: 0.258, SLG: 0.340 (13, 10)	T FF 96 B FF 96 F FF 96 1 SAFE S CH 85 1-3 K			F SL 85 B FF 96 1 SAFE F SL 83 F SL 84 1 SAFE F FF 97 F FF 98 B FF 96 2-2 X SL 85 L7		X FF 96 0-0 6 CS 1B			B SL 88 X SL 87 1-0 G6-4-3 1-2f				B CU 82 B SI 92 C SI 92 B SI 91 B SI 92 4-1 15 SH5-3 BB	4 0	0	1	0	1	1	3 0
15 Jason Castro, L (1, 2) OBP: 0.290, SLG: 0.371		C FF 95 F FF 94 F FF 95 B FF 96 C SL 85 1-3 K		1 SAFE X FF 94 0-0 F8		D SL 84 F FF 94 B FF 94 B FF 94 F FF 95 F FF 94 S CH 85 3-3 K			C SI 90 S SL 83 X SL 84 0-2 G6-3			B SI 92 B SI 91 1 SAFE B FF 88 C FF 89 X FF 88 3-1 SH5-3 1-2		4	0	0	0	0	2	2
6 Jake Marisnick, R (1, 9) OBP: 0.279, SLG: 0.283		C FF 96 X FF 96 0-1 1B		B FF 96 B FF 94 X FF 95 2-0 21 E 21 S 1-H 1B		D FF 95 C SL 82 1-1 CS 1-2	B SL 83 C FF 93 B FF 95 C SL 85 S CH 86 2-3 K			F FC 94 X FC 93 0-1 P6		B SL 80 D SL 81 I IN 70 I IN 67 4-0 30 FC4 IBB	4	0	2	1	1	1	0
21 Jon Singleton, L (1, 3) OBP: 0.289, SLG: 0.339 14 Jesus Guzman, R (12, PH) OBP: 0.269, SLG: 0.250 (13, 3)	B FF 93 C FF 94 S CH 85 S FF 95 1-3 K		1 SAFE 1 SAFE B FF 92 C FF 95 F SL 83 B CH 84 S FF 96 2-3 K 1-3				S FF 96 B CH 86 S CH 85 B FF 97 C FF 97 2-3 K			C FC 94 T FC 94 C FC 95 0-3		B FF 80 C FF 89 S SL 79 S SL 81 1-3 K	4 1	0 0	0 0	0 0	0 0	4 1	2 2
30 Matt Dominguez, R (1, 5) OBP: 0.256, SLG: 0.328	F FF 94 F FF 94 S CH 84 0-3 K				F FF 95 X FF 96 0-1 F9		B FF 95 S SL 86 B FF 95 X SL 87 2-1 L7			X FC 95 0-0 G4-3		C FF 88 X CH 84 0-1 FC4 1-2f	5	0	0	0	0	1	3
3 Gregorio Petit, R (1, 6) OBP: 0.296, SLG: 0.430 9 Marwin Gonzalez, S (13, PH) OBP: 0.319, SLG: 0.389			C FF 95 X SL 85 0-1 G6-3		B FF 94 B FF 95 F FF 95 B FF 94 X FF 95 3-1 F8			X FF 94 0-0 F8			B FC 94 B FC 94 S FC 94 C FC 94 B FC 94 F FC 94 S FC 93 3-3 K		F FF 96 S KC 86 B KC 87 S KC 86 1-3 K	4 1	0 0	0 0	0 0	1 0	0 1	0 0
Inning Stats	R: 0 E: 0 K: 1 S: 11 H: 0 LOB: 1 BB: 1 P: 18	R: 0 E: 0 K: 3 S: 12 H: 1 LOB: 1 BB: 0 P: 14	R: 0 E: 0 K: 1 S: 11 H: 0 LOB: 0 BB: 0 P: 13	R: 1 E: 0 K: 1 S: 15 H: 2 LOB: 1 BB: 0 P: 22	R: 0 E: 0 K: 0 S: 6 H: 1 LOB: 1 BB: 0 P: 10	R: 0 E: 0 K: 1 S: 8 H: 1 LOB: 0 BB: 0 P: 12	R: 0 E: 0 K: 2 S: 8 H: 0 LOB: 0 BB: 0 P: 14	R: 0 E: 0 K: 0 S: 5 H: 0 LOB: 0 BB: 0 P: 7	R: 0 E: 0 K: 0 S: 6 H: 1 LOB: 0 BB: 0 P: 9	R: 0 E: 0 K: 1 S: 6 H: 0 LOB: 0 BB: 0 P: 6	R: 0 E: 0 K: 1 S: 11 H: 1 LOB: 1 BB: 0 P: 18	R: 0 E: 0 K: 1 S: 8 H: 0 LOB: 2 BB: 2 P: 20	R: 0 E: 0 K: 2 S: 11 H: 1 LOB: 1 BB: 0 P: 16	1B: 8 2B: 0 3B: 0 HR: 0	SF: 0 SAC: 1 DP: 1 HBP: 0	WP: 1 PB: 0 SB: 1 CS: 1	PA: 49				

PITCHER		IP	WLS	BF	H	R	ER	SO	BB	IBB	HBP	BLK	WP	HR	S	P	ERA	WHIP
31 Danny Salazar, R ERA: 4.02	(1, 1)	7.1		27	5	1	1	9	1	0	0	0	1	0	72	104	1.23	0.818
50 Nick Hagadone, L ERA: 2.11	(8, 1)	0.1		1	0	0	0	0	0	0	0	0	0	0	3	5	0.00	0.000
48 Scott Atchison, R ERA: 2.69	(8, 1)	1.0		3	1	0	0	0	0	0	0	0	0	0	4	7	0.00	1.000
35 Marc Rzepczynski, L ERA: 2.89	(9, 1)	0.1		1	0	0	0	0	0	0	0	0	0	0	3	3	0.00	0.000
27 Bryan Shaw, R ERA: 2.68	(10, 1)	2.0		7	1	0	0	2	0	0	0	0	0	0	17	24	0.00	0.500

PITCHER		IP	WLS	BF	H	R	ER	SO	BB	IBB	HBP	BLK	WP	HR	S	P	ERA	WHIP
20 C.C. Lee, R ERA: 4.56	(12, 1)	0.0		1	0	0	0	0	1	0	0	0	0	0	1	5	∞	∞
57 Kyle Crockett, L ERA: 1.63	(12, 1)	1.0	W	4	0	0	0	1	0	1	0	0	0	0	7	15	0.00	0.000
37 Cody Allen, R ERA: 2.03	(13, 1)	1.0	S	4	1	0	0	2	0	0	0	0	0	0	11	16	0.00	1.000

AB	44
R	1
H	8
RBI	1
BB	3
SO	14
LOB	17

Batter	1	2	3	4	5	6	7	8	9	10	AB	R	H	RBI	BB	SO	LOB
24 Michael Bourn, L (1, 8) OBP: 0.316, SLG: 0.364	B FF 91 X FF 91 1-0 L8 ①		F FF 92 F FF 91 C FC 88 0-3 K ②		C FF 90 B KC 76 X KC 76 1-1 G3 ②		B KC 75 C KC 74 B FF 90 X FF 90 2-1 SF9 ① 3-H		C SI 91 B SL 83 F SI 90 B SL 83 F SL 82 X SI 93 2-2 FC5-4 11 WP ② 1-2f		4	0	0	1	0	1	3
11 José Ramírez, S (1, 6) OBP: 0.292, SLG: 0.320	C FF 91 S FF 91 C FC 90 0-3 K ②		T FF 92 F FF 92 C FF 93 0-3 K ③		C FF 90 B FC 90 X FF 91 1-1 L8 ③		B KC 75 F FF 91 F FF 91 X FC 88 1-2 G6-3 ②		F SI 91 1 SAFE F SI 92 1 SAFE B CU 71 F FF 92 X SL 82 1-2 G5-3 ③ 1-2		5	0	0	0	0	2	3
23 Michael Brantley, L (1, 10) OBP: 0.380, SLG: 0.502	C FF 92 F FC 92 C FF 93 0-3 K ③			B FF 89 F FF 90 X FF 91 1-1 F9 ①		X FF 89 0-0 HR	C KC 75 X FF 92 0-1 2B			B SL 84 X FF 91 1-0 E5 41 G6-3	5	1	2	1	0	1	0
41 Carlos Santana, S (1, 3) OBP: 0.364, SLG: 0.438		B FF 90 B FF 92 B FF 90 C FF 90 F FF 90 C FF 93 3-3 K ①		C KC 76 C KC 76 X KC 76 0-2 G4-3 ②		B KC 76 C FF 91 B SI 90 X FF 91 2-1 P5 ①	C KC 75 B FF 92 B FF 91 X FF 92 2-1 G4-3 ③			X SI 91 0-0 G6-3 ① 1-2	5	0	0	0	0	1	2
7 David Murphy, L (1, 9) OBP: 0.321, SLG: 0.383 62 Tyler Holt, R (8, PH) OBP: 0.313, SLG: 0.283 (8, 9)		C FF 92 F FF 93 F SI 93 B FF 94 X KC 78 1-2 G3 ②		C FC 90 X FF 91 0-1 8 1B 2B		B KC 74 X SI 91 1-0 L8 ②		C FF 89 C SL 80 X SL 80 0-2 G6-3 ①		C SL 86 S SL 87 B FF 94 D CH 87 X SL 86 2-2 L8 ②	3 2	1 0	1 0	0 0	0 0	0 0	0 1
8 Lonnie Chisenhall, L (1, 5) OBP: 0.344, SLG: 0.440 1 Justin Sellers, R (9, 5) OBP: 0.316, SLG: 0.188 72 Jason Giambi, L (10, PH) OBP: 0.258, SLG: 0.281 53 Chris Gimenez, R (10, 5) OBP: 0.320, SLG: 0.336		B FF 92 F FF 92 X FF 92 1-1 L6 ③		X FF 92 0-0 4 1B 1B 2-H		C KC 75 F FF 91 B FC 88 B FC 87 X FC 88 2-2 4 2B 1B		C FF 90 X FF 90 0-1 L7 ②		B SL 84 F CH 86 B CH 86 B SL 85 C SI 92 X CH 87 3-2 G4-3 ③	4 0 1 0	1 0 0 0	2 0 0 0	1 0 0 0	0 0 0 0	0 0 1 0	0 0 1 0
4 Mike Aviles, R (1, 4) OBP: 0.269, SLG: 0.340			C FF 90 X FF 92 0-1 G3 ① B FF 92 B FF 92 X FF 91 2-0 1B 2-H			C FF 91 X KC 76 0-1 2B 1-3		C SL 81 X FF 90 0-1 L9 ③			4	0	2	1	0	0	0
39 JB Shuck, L (1, 7) OBP: 0.168, SLG: 0.212			C FF 91 X FF 92 0-1 55 1B 1B F KC 77 1 SAFE F FF 92 X FC 89 0-2 L7 ③			X FF 91 0-0 G4-3 ③			C SL 79 X FF 89 0-1 G4-3 ①		4	0	1	0	0	0	3
55 Roberto Pérez, R (1, 2) OBP: 0.321, SLG: 0.378			C FF 92 S FF 92 X FF 92 0-2 1-2 1B		X FF 90 0-0 P6 ①		B FF 90 F FF 91 F FF 92 X FF 92 1-2 E9 24 SF9 2B		B SI 95 S SI 94 X SI 94 1-1 24 FC5-4 1B		4	1	3	0	0	0	0
Inning Stats	R: 0 H: 0 E: 0 LOB: 0 K: 2 BB: 0 S: 7 P: 8	R: 0 H: 0 E: 0 LOB: 0 K: 1 BB: 0 S: 9 P: 14	R: 0 H: 2 E: 0 LOB: 2 K: 2 BB: 0 S: 13 P: 13	R: 2 H: 3 E: 0 LOB: 1 K: 0 BB: 0 S: 12 P: 15	R: 0 H: 0 E: 0 LOB: 0 K: 0 BB: 0 S: 5 P: 7	R: 1 H: 3 E: 0 LOB: 2 K: 0 BB: 0 S: 10 P: 15	R: 1 H: 2 E: 1 LOB: 1 K: 0 BB: 0 S: 12 P: 18	R: 0 H: 0 E: 0 LOB: 0 K: 0 BB: 0 S: 7 P: 7	R: 0 H: 1 E: 0 LOB: 1 K: 0 BB: 0 S: 12 P: 16	R: 0 H: 0 E: 1 LOB: 1 K: 0 BB: 0 S: 8 P: 14	1B: 6 SF: 1 2B: 4 SAC: 0 3B: 0 DP: 0 HR: 1 HBP: 0						

PITCHER	IP	WLS	BF	H	R	ER	SO	BB	IBB	HBP	BLK	WP	HR	S	P	ERA	WHIP
45 Phil Hughes, R (1, 1) ERA: 3.61	7.0		31	10	4	4	5	0	0	0	0	0	1	68	90	5.14	1.429
64 Aaron Thompson, L (8, 1) ERA:	1.1		4	0	0	0	0	0	0	0	0	0	0	9	9	0.00	0.000
59 Michael Tonkin, R (9, 1) ERA: 4.76	0.0		1	1	0	0	0	0	0	0	0	0	0	2	3	∞	∞
52 Brian Duensing, L (9, 1) ERA: 3.4	1.0		4	0	0	0	0	0	0	0	0	1	0	10	14	0.00	0.000
61 Jared Burton, R (10, 1) ERA: 4.5	0.2	W	2	0	0	0	0	0	0	0	0	0	0	6	11	0.00	0.000

PITCHER	IP	WLS	BF	H	R	ER	SO	BB	IBB	HBP	BLK	WP	HR	S	P	ERA	WHIP

TOP

Cleveland Indians @ Minnesota Twins

Target Field, Minneapolis, MN

Fri Sep 19 2014, 7:11 PM - 10:38 PM CDT

Att. 28,400 - Overcast - 72 F

livebaseballscorecards.com

AB	41
R	4
H	11
RBI	4
BB	0
SO	5
LOB	13

1B: 6	SF: 1	WP: 1	PA: 42
2B: 4	SAC: 0	PB: 0	
3B: 0	DP: 0	SB: 0	
HR: 1	HBP: 0	CS: 0	

Cleveland Indians @ Minnesota Twins

Target Field, Minneapolis, MN

Fri Sep 19 2014, 7:11 PM - 10:38 PM CDT

Att. 28,400 - Overcast - 72 F

livebaseballscorecards.com

Batter	1	2	3	4	5	6	7	8	9	10	AB	R	H	RBI	BB	SO	LOB
39 Danny Santana, S (1, 6) OBP: 0.358, SLG: 0.480	C FF 92 F FF 91 C KC 76 0-3 ① K		C ST 84 T CH 84 F FF 93 S KC 80 0-3 ③ K			S FC 85 B ST 81 F ST 82 T FF 93 1-2 ② K		1 SAFE X FC 92 0-0 ① FC1-6 2 S 1-2f		C FF 90 X CH 84 0-1 2 1B 24 1B 1B	5	1	1	0	0	3	1
2 Brian Dozier, R (1, 4) OBP: 0.343, SLG: 0.403	C FC 82 B FF 92 F CH 88 B FF 94 X KC 78 2-2 ② G6-3			C FF 92 B FC 84 X FC 83 1-1 ① G5-3		B FC 84 F CH 88 B FC 82 C FF 94 B KC 78 X FF 94 3-2 ③ G6-3		B FC 95 1 SAFE C FC 94 X SL 80 1-1 ② P4 1-2		C FF 88 C SL 79 X FF 90 0-2 24 1B 7 IBB 1-3 1B	5	0	1	0	0	0	1
7 Joe Mauer, L (1, 3) OBP: 0.360, SLG: 0.370	C FF 92 B FF 92 X FF 92 1-1 ③ G4-3			C CH 82 B FC 85 F FF 92 X KC 78 1-2 ② L7			C CH 82 B FC 81 C FF 91 F KC 78 X FF 93 1-2 19 1B 31 1B 1B	B FC 93 C FC 94 D CH 87 B FC 96 I IN 69 4-1 IBB		I IN 64 I IN 63 I IN 68 I IN 67 4-0 24 1B 1-2 IBB	3	1	1	0	2	0	0
19 Kennys Vargas, S (1, 10) OBP: 0.310, SLG: 0.495		B FF 91 B FF 92 F FC 83 F FF 92 S FF 93 2-3 ① K		F FF 93 F FF 93 B FF 92 B KC 78 B KC 76 X FF 94 3-2 HR			D FC 86 X CH 87 1-0 31 1B 1-2 1B	S FF 96 B FF 96 C SL 80 S SL 81 1-3 ③ K		S SL 76 S SL 80 B SL 80 S SL 81 1-3 ① K	5	1	2	1	0	3	5
24 Trevor Plouffe, R (1, 5) OBP: 0.321, SLG: 0.422		C FC 82 F CH 88 B KC 78 X FF 94 1-2 ② L9		F FF 94 B FC 85 B CH 89 F FF 93 B KC 78 F FC 85 X FF 94 3-2 ③ F7			B SL 86 C SL 87 B SL 87 F SL 86 T SL 87 2-2 ① K		C FF 94 S KC 86 S KC 86 0-3 ① K2-3	S CU 78 F CU 79 X FC 87 0-2 1-2 2-3 3-H 1B	5	0	1	1	0	2	2
8 Kurt Suzuki, R (1, 2) OBP: 0.348, SLG: 0.389 9 Eduardo Núñez, R (9, PR) OBP: 0.274, SLG: 0.385 26 Eric Fryer, R (10, 2) OBP: 0.276, SLG: 0.314		C CH 89 B FC 84 B FC 84 X FF 93 2-1 ③ F9			C FF 93 X CH 88 0-1 ① F8		C SL 86 B FF 91 S SL 87 S SL 87 1-3 ② K		C KC 84 B FF 95 F KC 86 X KC 86 1-2 31 1B 32 FC6-4 2B		4 0 0	0 1 0	1 0 0	0 0 0	0 0 0	1 0 0	2 0 0
31 Oswaldo Arcia, L (1, 9) OBP: 0.308, SLG: 0.469 12 Chris Herrmann, L (9, PR) OBP: 0.218, SLG: 0.173 (10, 9)			F FF 93 F FF 92 B KC 78 B KC 79 B FF 94 F FC 86 F FF 95 X KC 78 3-2 HR		B FF 95 X FC 83 1-0 ② E4		D SI 91 X SI 91 1-0 1-3 2-H 1B		B FF 95 C KC 85 B FF 94 X KC 85 2-1 32 FC6-4 2-3 1B		4 0	1 0	3 0	2 0	0 0	0 0	0 0
32 Aaron Hicks, S (1, 8) OBP: 0.333, SLG: 0.270			B FF 93 F FF 94 B FF 94 B FC 83 F FF 93 X FF 94 3-2 ① F8		B FF 94 B FC 85 F FF 93 X FF 94 2-1 ③ G4-3		D SL 80 F FF 96 B FF 96 B FF 97 X FF 96 3-1 ③ P4		C KC 86 B FF 95 X FF 95 1-1 ② FC6-4 1-2f 3-H		4	0	0	1	0	0	4
1 Jordan Schafer, L (1, 7) OBP: 0.318, SLG: 0.313			T FF 93 F FF 93 S KC 78 0-3 ② K			B FF 91 F FF 93 B FF 92 B FF 93 F FF 93 S FC 85 3-3 ① K		X FC 94 0-0 39 FC1-6 1B	1 SAFE 1 SAFE B FF 94 B KC 85 C FF 93 1 SAFE F FF 94 C KC 84 2-3 ③ K		4	0	1	0	0	3	2
Inning Stats	R: 0 H: 0 E: 0 LOB: 0 K: 1 BB: 0 S: 8 P: 11	R: 0 H: 0 E: 0 LOB: 0 K: 1 BB: 0 S: 8 P: 13	R: 1 H: 1 E: 0 LOB: 0 K: 2 BB: 0 S: 15 P: 21	R: 1 H: 1 E: 0 LOB: 0 K: 0 BB: 0 S: 12 P: 20	R: 0 H: 1 E: 1 LOB: 0 K: 0 BB: 0 S: 5 P: 8	R: 0 H: 0 E: 0 LOB: 0 K: 2 BB: 0 S: 9 P: 16	R: 1 H: 3 E: 0 LOB: 2 K: 2 BB: 0 S: 14 P: 23	R: 0 H: 1 E: 0 LOB: 2 K: 1 BB: 1 S: 8 P: 14	R: 1 H: 2 E: 0 LOB: 2 K: 2 BB: 0 S: 13 P: 19	R: 1 H: 3 E: 0 LOB: 3 K: 1 BB: 1 S: 11 P: 16	1B: 8 SF: 0 2B: 1 SAC: 0 3B: 0 DP: 0 HR: 2 HBP: 0						

BOTTOM

AB	39
R	5
H	11
RBI	5
BB	2
SO	12
LOB	17

WP: 0 PA: 41
PB: 0
SB: 1
CS: 0

PITCHER		IP	WLS	BF	H	R	ER	SO	BB	IBB	HBP	BLK	WP	HR	S	P	ERA	WHIP
47 Trevor Bauer, R ERA: 4.06	(1, 1)	6.0		22	4	3	3	6	0	0	0	0	0	2	62	96	4.50	0.667
48 Scott Atchison, R ERA: 2.66	(7, 1)	0.2	H	2	0	0	0	2	0	0	0	0	0	0	6	9	0.00	0.000
35 Marc Rzepczynski, L ERA: 2.89	(7, 1)	0.0		1	1	0	0	0	0	0	0	0	0	0	1	2	∞	∞
34 Zach McAllister, R ERA: 5.72	(7, 1)	0.1	H	1	0	0	0	0	0	0	0	0	0	0	2	5	0.00	0.000
27 Bryan Shaw, R ERA: 2.65	(8, 1)	0.2	H	4	1	0	0	0	0	1	0	0	0	0	5	10	0.00	1.500

PITCHER		IP	WLS	BF	H	R	ER	SO	BB	IBB	HBP	BLK	WP	HR	S	P	ERA	WHIP
50 Nick Hagadone, L ERA: 2.08	(8, 1)	0.1	H	1	0	0	0	1	0	0	0	0	0	0	3	4	0.00	0.000
37 Cody Allen, R ERA: 2.13	(9, 1)	1.0	B	5	2	1	1	2	0	0	0	0	0	0	13	19	9.00	2.000
57 Kyle Crockett, L ERA: 1.93	(10, 1)	0.1	L	4	2	1	1	1	0	1	0	0	0	0	8	13	27.00	6.000
43 Josh Tomlin, R ERA: 4.76	(10, 1)	0.0		1	1	0	0	0	0	0	0	0	0	0	3	3	∞	∞

Batter	1	2	3	4	5	6	7	8	9	AB	R	H	RBI	BB	SO	LOB
24 Michael Bourn, L (1, 8) OBP: 0.314, SLG: 0.362	B FF 91 X FF 91 1-0 ① G4-3	B FF 93 S CH 83 C CH 84 D CU 78 X CU 76 2-2 ③ 3-H 1B		C CH 83 B CU 76 B SI 91 T FF 91 F FF 92 F FF 92 X FF 93 2-2 ③ G3		S CH 84 X FF 90 0-1 ② G5-3			B SI 89 S SI 89 S SL 81 C SL 81 1-3 ① K	5	0	1	1	0	1	0
11 José Ramírez, S (1, 6) OBP: 0.290, SLG: 0.318	C FF 92 X FF 91 0-1 ② P6	F FF 92 F FF 93 1 SAFE X CU 76 0-2 ③ G3			B CU 75 B FF 89 C FF 90 X FF 90 2-1 23 G4-3 10 HR 1B	B CH 83 X CH 82 1-0 ③ G3			F SI 90 B CU 71 B SI 90 B CH 81 X SI 89 3-1 ② L7	5	1	1	0	0	0	1
23 Michael Brantley, L (1, 7) OBP: 0.382, SLG: 0.503	C FF 91 B CU 76 B FF 91 B FF 93 D FF 93 4-1 BB		C FF 89 B FF 92 X CH 82 1-1 10 1B 2B		C CU 76 1 SAFE 1 SAFE B FF 90 D SI 91 1 SAFE S CH 82 B FF 90 X CH 82 3-2 ① G4-3 1-2		B FF 89 C FF 90 B FF 89 F FF 89 S SL 79 2-3 ① K		F SL 82 F SI 90 B SI 90 B SL 82 X SL 83 2-2 41 FC6-4 1B	4	1	2	0	1	1	1
41 Carlos Santana, S (1, 3) OBP: 0.362, SLG: 0.435	C FF 93 C CU 77 F FF 94 B FF 94 D CU 77 1 SAFE X FF 92 2-2 ③ P5		C FF 93 F CU 76 F FF 92 F SL 80 B CU 77 B CH 84 D CH 85 X FF 92 3-2 ① P5		B FF 92 C FF 92 C FF 91 S FF 92 1-3 ② K		C FF 90 B CU 71 B FF 90 B SL 80 F FF 90 D SL 78 4-2 BB		X SI 88 0-0 ③ FC6-4 1-2f	4	0	0	0	1	1	4
8 Lonnie Chisenhall, L (1, 5) OBP: 0.343, SLG: 0.437		F FF 90 C FF 91 T FF 91 0-2 ① K	X CH 83 0-0 ② F8		S FF 91 B FF 91 B CH 83 D CH 82 B FF 92 4-1 10 HR BB		C FF 90 B SI 89 B SL 79 F FF 90 X SL 78 2-2 ② P5			3	1	0	0	1	1	2
10 Yan Gomes, R (1, 10) OBP: 0.321, SLG: 0.484		C FF 92 B SI 90 C FF 91 F FF 93 B CU 79 X FF 92 2-2 7 2B 4 3B 1B	C SL 82 X CU 77 0-1 2-H 1B		B FF 92 B FF 90 C SL 80 C FF 91 X FF 91 2-2 1-H 2-H HR		C SL 80 B FF 91 S FF 94 X FF 93 1-2 ③ F8			4	2	3	4	0	0	1
7 David Murphy, L (1, 9) OBP: 0.325, SLG: 0.388		B FF 91 X FF 89 1-0 1-3 4 3B 2B	B CH 83 S CH 82 F FF 91 X CU 77 1-2 ③ F8		B SI 89 C FF 90 X CH 83 1-1 1B			B FF 90 B CH 76 T FF 91 F FF 93 B FF 94 B FF 92 4-2 55 G6-3 BB		3	1	2	0	1	0	1
55 Roberto Pérez, R (1, 2) OBP: 0.305, SLG: 0.359		F SL 81 F FF 92 D CU 78 S CU 77 1-3 ② K		B SL 80 X FF 89 1-0 ① P4	C FF 92 B FF 91 B SL 80 B SL 77 X FF 90 3-1 ③ F8			B FF 92 B SL 81 F FF 94 F FF 93 B FF 93 X FF 94 3-2 ① ② G6-3 1-2f		4	0	0	0	0	1	4
4 Mike Aviles, R (1, 4) OBP: 0.269, SLG: 0.345		B CU 76 X FF 92 1-0 2-H 3-H 24 1B 3B		B SL 82 C FF 91 S FF 91 B CU 77 X FF 92 2-2 ② F8		B FF 90 B FF 89 X FF 89 2-0 ① F8		B SL 83 B SL 83 C FF 93 X FF 94 2-1 ③ G5-3		4	1	1	2	0	0	0
Inning Stats	R: 0 E: 0 K: 0 S: 8 H: 0 LOB: 1 BB: 1 P: 15	R: 3 E: 0 K: 2 S: 18 H: 4 LOB: 1 BB: 0 P: 25	R: 1 E: 0 K: 0 S: 13 H: 2 LOB: 1 BB: 0 P: 18	R: 0 E: 0 K: 0 S: 9 H: 0 LOB: 0 BB: 0 P: 14	R: 3 E: 0 K: 1 S: 16 H: 3 LOB: 1 BB: 1 P: 32	R: 0 E: 0 K: 0 S: 4 H: 0 LOB: 0 BB: 0 P: 7	R: 0 E: 0 K: 1 S: 11 H: 0 LOB: 1 BB: 1 P: 20	R: 0 E: 0 K: 0 S: 7 H: 0 LOB: 0 BB: 1 P: 16	R: 0 E: 0 K: 1 S: 9 H: 1 LOB: 1 BB: 0 P: 15	1B: 6 2B: 2 3B: 1 HR: 1 SF: 0 SAC: 0 DP: 1 HBP: 0						

PITCHER		IP	WLS	BF	H	R	ER	SO	BB	IBB	HBP	BLK	WP	HR	S	P	ERA	WHIP
65 Trevor May, R ERA: 8.39	(1, 1)	4.2	L	24	8	7	7	3	2	0	0	0	0	1	60	96	13.50	2.143
58 A.J. Achter, R ERA: 3.52	(5, 1)	1.1		5	1	0	0	0	0	0	0	0	0	0	8	15	0.00	0.750
56 Caleb Thielbar, L ERA: 3.4	(7, 1)	0.2		3	0	0	0	1	1	0	0	0	0	0	8	16	0.00	1.500
48 Lester Oliveros, R ERA: 15.0	(7, 1)	1.1		4	0	0	0	0	1	0	0	0	0	0	10	20	0.00	0.750
38 Logan Darnell, L ERA: 7.77	(9, 1)	1.0		4	1	0	0	1	0	0	0	0	0	0	9	15	0.00	1.000

PITCHER	IP	WLS	BF	H	R	ER	SO	BB	IBB	HBP	BLK	WP	HR	S	P	ERA	WHIP

TOP

Cleveland Indians @ Minnesota Twins

Target Field, Minneapolis, MN

Sat Sep 20 2014, 7:11 PM - 10:26 PM CDT

Att. 28,316 - Partly Cloudy - 70 F

livebaseballscorecards.com

AB	36
R	7
H	10
RBI	7
BB	4
SO	5
LOB	14

Cleveland Indians @ Minnesota Twins

Target Field, Minneapolis, MN

Sat Sep 20 2014, 7:11 PM - 10:26 PM CDT

Att. 28,316 - Partly Cloudy - 70 F

livebaseballscorecards.com

BOTTOM

Batter	1	2	3	4	5	6	7	8	9	AB	R	H	RBI	BB	SO	LOB
39 Danny Santana, S (1, 6) OBP: 0.354, SLG: 0.473	C SI 87 F SI 87 B SI 87 S SL 81 1-3 ① K	X SI 90 0-0 ③ L9			C SI 89 C SI 88 F SI 89 S SL 82 0-3 ② K		C FF 94 B FF 94 S CU 78 B FF 96 F FF 96 B SI 96 S FF 94 3-3 ②③ K 1-2		B SI 91 B SI 92 C SI 92 X SI 92 2-1 ③ G6-3	5	0	0	0	0	3	3
2 Brian Dozier, R (1, 4) OBP: 0.346, SLG: 0.412	B SI 89 B SI 87 B CH 81 C SI 89 X SI 89 3-1 7 G6-3 1B		C SI 87 X CU 73 0-1 7 G4-3 19 G5-3 2B		C SI 89 C SL 81 S SL 82 0-3 ③ K			C FF 93 X FF 95 0-1 HR		4	2	3	1	0	1	0
7 Joe Mauer, L (1, 3) OBP: 0.362, SLG: 0.371	B SI 90 C SI 90 B SI 90 S SI 89 B SI 91 1 SAFE F SI 90 X CH 81 3-2 ② G6-3 1-2		F SI 88 F SI 91 D SL 85 X SI 89 1-2 ① G4-3 2-3			B SI 87 C SI 89 F SL 83 X SI 89 1-2 19 1B 1B		C FF 95 B SL 80 X FF 94 1-1 24 1B 1B		4	0	2	0	0	0	2
19 Kennys Vargas, S (1, 10) OBP: 0.309, SLG: 0.490	B SI 89 C SL 83 B SL 81 X SI 89 2-1 ③ G5-3		B SI 89 X SI 89 1-0 ② G5-3 3-H			F SI 88 X SI 89 0-1 1-2 1B		F FF 95 B SL 81 F FF 96 S SL 81 1-3 ① K		4	0	1	1	0	1	2
24 Trevor Plouffe, R (1, 5) OBP: 0.323, SLG: 0.422		C SI 88 B CU 74 X SI 88 1-1 8 1B 1 FC3-6 1B	X SI 89 0-0 ③ G6-3			F FF 95 B FF 95 F FF 96 B SI 96 F FF 97 C FF 98 2-3 ① K		C SI 91 B CU 82 X SI 91 1-1 1-2 1B		4	1	2	0	0	1	2
8 Kurt Suzuki, R (1, 2) OBP: 0.347, SLG: 0.388		L CH 81 F CH 80 F SI 88 B SI 89 F SL 83 D SL 84 X SI 91 2-2 1 FC3-6 31 BB 1B 1-3		B SI 87 C CH 80 B SI 89 X SI 90 2-1 ① G6-3		C CU 77 B FF 96 C FF 96 F FF 96 T FF 96 1-2 ② K		C SI 91 D SI 92 X SI 91 1-1 ② F4		4	0	1	0	0	1	4
31 Oswaldo Arcia, L (1, 9) OBP: 0.308, SLG: 0.465		B SL 85 S CH 82 B SI 91 B SI 90 S SI 91 F CH 81 F CH 82 F SL 85 F SI 91 4-2 1 FC3-6 BB 1-2		B SI 89 C SI 89 B SL 81 X SI 89 1-1 ② G5-3		S CU 79 S FF 96 B FF 97 S FF 97 1-3 ③ K		S SL 85 D SL 85 F SI 92 S SL 83 1-3 ③ K		3	0	0	0	1	2	4
9 Eduardo Núñez, R (1, 7) OBP: 0.271, SLG: 0.381 12 Chris Herrmann, L (7, PH) OBP: 0.214, SLG: 0.170 (8, 7) 43 Josmil Pinto, R (9, PH) OBP: 0.313, SLG: 0.401	C SI 91 B SL 83 F SI 90 S SL 83 1-3 ① K		C SI 88 C SI 89 B SL 81 F SL 82 X SI 89 1-2 ③ G5-3				C FF 94 B CU 80 F SI 95 F FF 95 S FF 95 1-3 ① K		B SI 89 B SI 90 F SI 90 S SL 84 S SL 84 2-3 ① K	2 1 1	0 0 0	0 0 0	0 0 0	0 0 0	1 1 1	3 0 0
1 Jordan Schafer, L (1, 8) OBP: 0.317, SLG: 0.312		F SI 90 F SI 91 F SL 85 X SL 85 0-2 ② FC3-6 1-2f 2-3 3-H			C SI 87 B SI 86 B SI 89 F SI 89 S SL 84 2-3 ① K		C CU 79 F FF 96 X SI 88 0-2 39 CS 1B		C SI 92 S SL 84 B SL 85 S SI 92 1-3 ② K	4	0	1	1	0	2	2
Inning Stats	R: 0 H: 1 E: 0 LOB: 1 K: 1 BB: 0 S: 11 P: 20	R: 1 H: 2 E: 0 LOB: 2 K: 1 BB: 1 S: 23 P: 31	R: 1 H: 1 E: 0 LOB: 0 K: 0 BB: 0 S: 7 P: 9	R: 0 H: 0 K: 0 LOB: 0 S: 8 BB: 0 P: 12	R: 0 H: 0 E: 0 LOB: 0 K: 3 BB: 0 S: 10 P: 12	R: 0 H: 2 E: 0 LOB: 2 K: 3 BB: 0 S: 16 P: 21	R: 0 H: 1 E: 0 LOB: 1 K: 2 BB: 0 S: 11 P: 15	R: 1 H: 3 E: 0 LOB: 2 K: 2 BB: 0 S: 14 P: 19	R: 0 H: 0 E: 0 LOB: 0 K: 2 BB: 0 S: 8 P: 13	1B: 8 2B: 2 3B: 0 HR: 1	SF: 0 SAC: 0 DP: 1 HBP: 0			WP: 0 PB: 0 SB: 0 CS: 1	PA: 37		

	AB	36
	R	3
	H	10
	RBI	3
	BB	1
	SO	14
	LOB	22

PITCHER		IP	WLS	BF	H	R	ER	SO	BB	IBB	HBP	BLK	WP	HR	S	P	ERA	WHIP
58 TJ House, L ERA: 3.43	(1, 1)	5.0	W	22	6	2	2	5	1	0	0	0	0	0	64	90	3.60	1.400
34 Zach McAllister, R ERA: 5.58	(6, 1)	2.0		6	1	0	0	5	0	0	0	0	0	0	22	30	0.00	0.500
50 Nick Hagadone, L ERA: 2.45	(8, 1)	0.1		3	2	1	1	1	0	0	0	0	0	1	7	9	27.00	6.000
20 C.C. Lee, R ERA: 4.5	(8, 1)	0.1		2	1	0	0	0	0	0	0	0	0	0	4	6	0.00	3.000
35 Marc Rzepczynski, L ERA: 2.8	(8, 1)	1.1	S	4	0	0	0	3	0	0	0	0	0	0	11	17	0.00	0.000

PITCHER	IP	WLS	BF	H	R	ER	SO	BB	IBB	HBP	BLK	WP	HR	S	P	ERA	WHIP

Cleveland Indians @ Minnesota Twins

Target Field, Minneapolis, MN

Sun Sep 21 2014, 1:15 PM - 4:22 PM CDT

Att. 24,451 - Partly Cloudy - 61 F

TOP

livebaseballscorecards.com

Batter	1	2	3	4	5	6	7	8	9	AB	R	H	RBI	BB	SO	LOB
24 Michael Bourn, L (1, 8) OBP: 0.317, SLG: 0.367	F FF 88 S FF 91 B FF 93 F FF 93 F SL 84 S FF 94 1-3 ① K		B FF 88 B FF 90 X FF 90 2-0 11 1B; 23 2B; 1-2 1B		X FF 92 0-0 11 1B; 23 E; 1B	X FF 88 0-0 11 SF7; 23 1B; 1-3 2B		B SI 89 X SI 89 1-0 ① G3		5	3	3	0	0	1	0
11 José Ramírez, S (1, 6) OBP: 0.293, SLG: 0.321	T FF 92 M FF 93 F FF 94 X FF 94 0-2 ② L8		F FF 92 C FF 90 D SL 84 X FF 93 1-2 23 2B; 1-2 2-H 1B		1 SAFE X CH 83 0-0 23 E; 7 BLK; 1-2 1B	B SL 81 S SL 79 X FF 90 1-1 ② SF7; 2-3 3-H		C SI 89 X CH 81 0-1 ② G5-3		4	1	2	2	0	0	0
23 Michael Brantley, L (1, 7) OBP: 0.384, SLG: 0.506	X FF 92 0-0 ③ G6-3		C FF 89 B SL 82 X FF 92 1-1 1-3 2-H 2B		D CH 83 B CH 84 X FF 91 2-0 FC4; 7 BLK; 10 SF7; 1-3 2-H	C SL 80 X FF 90 0-1 41 BB; 3-H 1B		C SI 90 C SI 90 B SI 83 B SI 91 X SL 82 2-2 41 1B		5	1	3	2	0	0	1
41 Carlos Santana, S (1, 3) OBP: 0.366, SLG: 0.436		C FF 92 S FF 92 B FF 93 F FF 94 X SL 86 1-2 10 G4-3 1B	X CH 85 0-0 ② P6		I IN 71 I IN 72 I IN 72 I IN 72 4-0 7 BLK IBB	B FF 90 B FF 90 B FF 90 B FF 89 4-0 1-2 BB		X SI 90 0-0 1-2 1B		3	0	2	0	2	0	2
7 David Murphy, L (1, 9) OBP: 0.324, SLG: 0.385 62 Tyler Holt, R (8, PH) OBP: 0.308, SLG: 0.279 (8, 9)		C FF 90 B FF 92 B FF 92 X FF 91 2-1 ① P5	F SI 86 X FF 92 0-1 ③ F7		B FF 92 B FF 92 D CH 86 I IN 73 4-0 1-2 2-3 3-H IBB	C SL 78 B FF 89 B SL 79 S SL 78 S SL 77 2-3 ③ K		C SI 91 B SL 83 F FF 89 C SI 91 1-3 ③ K		3 1	0 0	0 0	0 0	1 0	1 0	5 2
10 Yan Gomes, R (1, 2) OBP: 0.318, SLG: 0.480		B FF 89 F FF 91 C FF 91 F SL 84 B FF 92 X FF 92 2-2 ② G4-3; 1-2	X SL 83 0-0 ① P4		B SI 92 X FF 93 1-0 ② SF7; 3-H		F SI 88 X CH 81 0-1 ① F9		C SL 87 S FF 94 F FF 94 S FF 94 0-3 ① K	4	0	0	1	0	1	1
22 Jason Kipnis, L (1, 10) OBP: 0.314, SLG: 0.335 39 JB Shuck, L (9, PR) OBP: 0.168, SLG: 0.212 (9, 10)		B FF 91 F FF 90 C FF 91 S SL 84 1-3 ③ K	B CH 83 C CH 83 C SL 83 F SL 84 X FF 92 1-2 8 G6-4-3 1B		C SL 79 B SL 80 X FF 89 1-1 ③ G4-3		C CU 72 X SI 91 0-1 ② G4-3		C FF 92 C SL 86 B FF 93 X CU 79 1-2 8 G1-3 2B	5 0	0 0	2 0	0 0	0 0	1 0	3 0
8 Lonnie Chisenhall, L (1, 5) OBP: 0.344, SLG: 0.436			B FF 90 S FF 89 F FF 92 B FF 93 X FF 92 2-2 ① L8	X FF 90 0-0 ② ③ G6-4-3; 1-2f		C FF 88 B CU 72 F SL 79 B FF 89 X SL 79 2-2 24 2B; 11 SF7; 1B	C CU 72 B SL 82 B SL 82 C SI 91 B CH 82 D SI 91 4-2 BB		C FF 92 C SL 88 B FF 94 X FF 94 1-2 ② G1-3; 2-3	4	1	1	0	1	0	2
4 Mike Aviles, R (1, 4) OBP: 0.268, SLG: 0.342			B FF 91 X FF 90 1-0 24 1B; 11 1B; 1B		C FF 90 X SL 83 0-1 ① G5-3	L FF 90 1 SAFE B FF 88 1 SAFE B CH 82 1 SAFE 1 SAFE F SL 79 F SL 80 2-3 ① K	B SI 91 X CH 81 1-0 ③ L8		C FF 94 F FF 93 F FF 93 F FF 94 B SL 87 F FF 93 B FF 93 X SL 88 2-2 ③ P4	5	1	1	0	0	1	4
Inning Stats	R: 0 E: 0 K: 1 S: 10 H: 0 LOB: 0 BB: 0 P: 11	R: 0 E: 0 K: 1 S: 13 H: 1 LOB: 1 BB: 0 P: 19	R: 2 E: 0 K: 0 S: 13 H: 4 LOB: 2 BB: 0 P: 20	R: 0 E: 0 K: 0 S: 6 H: 1 LOB: 0 BB: 0 P: 7	R: 3 E: 1 K: 0 S: 8 H: 2 LOB: 2 BB: 2 P: 20	R: 2 E: 0 K: 2 S: 15 H: 3 LOB: 2 BB: 1 P: 26	R: 0 E: 0 K: 0 S: 7 H: 0 LOB: 1 BB: 1 P: 12	R: 0 E: 0 K: 1 S: 10 H: 2 LOB: 2 BB: 0 P: 14	R: 0 E: 0 K: 1 S: 16 H: 1 LOB: 2 BB: 0 P: 20	1B: 11 2B: 3 3B: 0 HR: 0 SF: 2 SAC: 0 DP: 1 HBP: 0						

AB	39
R	7
H	14
RBI	5
BB	4
SO	6
LOB	20

WP: 0 PB: 0 SB: 0 CS: 0 PA: 45

PITCHER		IP	WLS	BF	H	R	ER	SO	BB	IBB	HBP	BLK	WP	HR	S	P	ERA	WHIP
51 Anthony Swarzak, R ERA: 4.52	(1, 1)	4.1	L	23	8	5	3	2	0	2	0	1	0	0	47	72	6.23	1.846
57 Ryan Pressly, R ERA: 2.49	(5, 1)	0.1		1	0	0	0	0	0	0	0	0	0	0	1	2	0.00	0.000
64 Aaron Thompson, L ERA: 2.84	(5, 1)	1.1		8	3	2	2	2	1	0	0	0	0	0	17	29	13.50	3.000
38 Logan Darnell, L ERA: 7.13	(7, 1)	2.0		9	2	0	0	1	1	0	0	0	0	0	17	26	0.00	1.500
50 Casey Fien, R ERA: 3.88	(9, 1)	1.0		4	1	0	0	1	0	0	0	0	0	0	16	20	0.00	1.000

PITCHER	IP	WLS	BF	H	R	ER	SO	BB	IBB	HBP	BLK	WP	HR	S	P	ERA	WHIP

Cleveland Indians @ Minnesota Twins

Target Field, Minneapolis, MN

Sun Sep 21 2014, 1:15 PM - 4:22 PM CDT

Att. 24,451 - Partly Cloudy - 61 F

livebaseballscorecards.com

BOTTOM

Batter	1	2	3	4	5	6	7	8	9	AB	R	H	RBI	BB	SO	LOB
39 Danny Santana, S (1, 6) OBP: 0.355, SLG: 0.475	P6		G5-3		2B		BB			3	0	1	1	1	0	0
2 Brian Dozier, R (1, 4) OBP: 0.345, SLG: 0.411	1B		K		K		P3			4	0	1	0	0	2	2
7 Joe Mauer, L (1, 10) OBP: 0.361, SLG: 0.370	K		1B		K			K		4	0	1	0	0	3	2
19 Kennys Vargas, S (1, 3) OBP: 0.303, SLG: 0.480	K		K			L6		F9		4	0	0	0	0	2	2
24 Trevor Plouffe, R (1, 5) OBP: 0.322, SLG: 0.421		K	K	K		1B		P6		4	0	1	0	0	2	0
31 Oswaldo Arcia, L (1, 9) OBP: 0.304, SLG: 0.459		K		K		K			L3	4	0	0	0	0	3	1
43 Josmil Pinto, R (1, 2) OBP: 0.312, SLG: 0.398		1B		K		K			K	4	1	1	0	0	3	1
12 Chris Herrmann, L (1, 7) OBP: 0.233, SLG: 0.228		2B			2B		F7		P5	4	1	2	1	0	0	0
1 Jordan Schafer, L (1, 8) OBP: 0.313, SLG: 0.307		G3			G4-3		B5			3	0	0	0	0	0	2
Inning Stats	R: 0 E: 0 K: 2 S: 12 H: 1 LOB: 1 BB: 0 P: 16	R: 1 E: 0 K: 2 S: 10 H: 2 LOB: 1 BB: 0 P: 13	R: 0 E: 0 K: 2 S: 12 H: 1 LOB: 1 BB: 0 P: 17	R: 0 E: 0 K: 3 S: 11 H: 0 LOB: 0 BB: 0 P: 16	R: 1 E: 0 K: 2 S: 11 H: 2 LOB: 1 BB: 0 P: 15	R: 0 E: 0 K: 2 S: 10 H: 1 LOB: 1 BB: 0 P: 14	R: 0 E: 0 K: 0 S: 7 H: 0 LOB: 1 BB: 1 P: 15	R: 0 E: 0 K: 1 S: 8 H: 0 LOB: 0 BB: 0 P: 14	R: 0 E: 0 K: 1 S: 11 H: 0 LOB: 0 BB: 0 P: 16	1B: 4 2B: 3 3B: 0 HR: 0 SF: 0 SAC: 0 DP: 0 HBP: 0	WP: 0 PB: 0 SB: 0 CS: 0 PA: 35					

	AB	34
	R	2
	H	7
	RBI	2
	BB	1
	SO	15
	LOB	10

PITCHER		IP	WLS	BF	H	R	ER	SO	BB	IBB	HBP	BLK	WP	HR	S	P	ERA	WHIP
28 Corey Kluber, R ERA: 2.53	(1, 1)	8.0	W	32	7	2	2	14	1	0	0	0	0	0	81	120	2.25	1.000
50 Nick Hagadone, L ERA: 2.35	(9, 1)	1.0		3	0	0	0	1	0	0	0	0	0	0	11	16	0.00	0.000

PITCHER	IP	WLS	BF	H	R	ER	SO	BB	IBB	HBP	BLK	WP	HR	S	P	ERA	WHIP

Batter	1	2	3	4	5	6	7	8	9	AB	R	H	RBI	BB	SO	LOB
2 Alcides Escobar, R (1, 6) OBP: 0.313, SLG: 0.374	C FF 97 B FF 97 S SL 89 F FF 98 S SL 88 1-3 ① K	B SI 96 C FF 96 X SL 86 1-1 ②③ G1-4-3 1-2f			F FF 96 C CH 90 B FF 96 F CH 92 X SL 89 1-2 3-H 1B		X FF 95 0-0 ③ P4			4	0	1	1	0	1	2
23 Norichika Aoki, L (1, 9) OBP: 0.351, SLG: 0.357 1 Jarrod Dyson, L (7, 8) OBP: 0.325, SLG: 0.331	B FF 97 X FF 96 1-0 6 S 35 1B 1B	B SI 94 C CH 87 B SL 88 T CH 88 X FF 96 2-2 ① L8	C CH 88 1 SAFE 1 SAFE B FF 92 F CH 86 X SL 88 1-2 ② F9					F FF 94 F CU 83 B CH 90 C FF 96 1-3 ① K		3 1	1 0	1 0	0 0	0 0	0 1	1 0
6 Lorenzo Cain, R (1, 8) (7, 9) OBP: 0.338, SLG: 0.411	F FF 96 F FF 96 B CH 89 S CH 90 1-3 ② K 1-2	S SL 87 S CH 90 S SL 87 0-3 ② K	B SI 94 1 SAFE C SL 85 D CH 89 1 SAFE X FF 94 2-1 ③ L9					S SL 88 B SL 88 C CH 88 X CU 83 1-2 16 S 1B		4	0	1	0	0	2	2
35 Eric Hosmer, L (1, 3) OBP: 0.319, SLG: 0.393	X FF 97 0-0 16 1B 2-H 1B	C CU 83 S CH 90 S CH 91 0-3 ③ K				C CH 88 B FF 94 B FF 96 C CH 88 B CH 91 C SL 88 3-3 ① K		1 SAFE S SL 83 D SL 84 F SI 91 1 SAFE 1 SAFE S SL 85 1-3 ② K		4	0	1	1	0	3	1
16 Billy Butler, R (1, 10) OBP: 0.318, SLG: 0.372	C SL 88 B FF 97 S SL 89 X SL 89 1-2 1-2 1B			B FF 96 X SL 88 1-0 ① L8		C CU 82 B FF 96 F CH 89 S CU 83 1-3 K		B SI 92 C SI 92 B CU 83 B CU 82 F CU 82 X SI 94 3-2 ③ F9 1-2		4	0	1	0	0	1	1
4 Alex Gordon, L (1, 7) OBP: 0.345, SLG: 0.430	C SI 96 X CH 89 0-1 ③ G4-3			X FF 96 0-0 ② F7		B CH 88 F FF 96 X SL 87 1-1 ② L9			C FF 96 S FF 96 F FF 97 S SL 84 0-3 ① K	4	0	0	0	0	1	3
13 Salvador Perez, R (1, 2) OBP: 0.291, SLG: 0.399		C FF 96 X FF 95 0-1 8 BB 1B		B SL 85 C SI 96 S CU 81 T CH 90 1-2 ③ K		S SL 87 C SL 88 S CU 81 0-3 ③ K			F FF 97 F FF 97 X FF 98 0-2 ② L6	4	0	1	0	0	2	1
14 Omar Infante, R (1, 4) OBP: 0.295, SLG: 0.341		C SL 86 B FF 96 F SI 94 X SL 87 1-2 ① P4			C FF 95 C CU 81 F SL 86 X SL 88 0-2 8 G4-3 2 1B 2B		X FF 95 0-0 ① G5-3		B FF 96 X FF 97 1-0 1B	4	1	2	0	0	0	1
8 Mike Moustakas, L (1, 5) OBP: 0.272, SLG: 0.366		B SI 94 B SL 85 B FF 95 B FF 94 4-0 2 G1-4-3 1-2 BB			C CH 89 X SL 88 0-1 ① G4-3 2-3		B FF 95 S SL 89 S FF 96 F FF 95 F CU 83 B CH 88 X FF 95 2-2 ② G6-3		B FF 95 B FF 95 F FF 96 X FF 94 2-1 ③ F7	3	0	0	0	1	0	2
Inning Stats	R: 1 H: 3 E: 0 LOB: 2 K: 2 BB: 0 S: 14 P: 18	R: 0 H: 1 E: 0 LOB: 1 K: 0 BB: 1 S: 7 P: 13	R: 0 H: 0 E: 0 LOB: 0 K: 2 BB: 0 S: 9 P: 11	R: 0 H: 0 E: 0 LOB: 0 K: 1 BB: 0 S: 5 P: 7	R: 1 H: 2 E: 0 LOB: 1 K: 0 BB: 0 S: 15 P: 19	R: 0 H: 0 E: 0 LOB: 1 K: 3 BB: 0 S: 11 P: 16	R: 0 H: 0 E: 0 LOB: 0 K: 0 BB: 0 S: 7 P: 9	R: 0 H: 1 E: 0 LOB: 1 K: 2 BB: 0 S: 12 P: 18	R: 0 H: 1 E: 0 LOB: 1 K: 1 BB: 0 S: 10 P: 13	1B: 7 SF: 0 2B: 1 SAC: 0 3B: 0 DP: 1 HR: 0 HBP: 0						

PITCHER		IP	WLS	BF	H	R	ER	SO	BB	IBB	HBP	BLK	WP	HR	S	P	ERA	WHIP
59 Carlos Carrasco, R ERA: 2.64	(1, 1)	7.1	L	30	7	2	2	9	1	0	0	0	1	0	74	101	2.46	1.091
35 Marc Rzepczynski, L ERA: 2.78	(8, 1)	0.1		1	0	0	0	1	0	0	0	0	0	0	3	4	0.00	0.000
20 C.C. Lee, R ERA: 4.44	(8, 1)	0.1		1	0	0	0	0	0	0	0	0	0	0	3	6	0.00	0.000
34 Zach McAllister, R ERA: 5.51	(9, 1)	1.0		4	1	0	0	1	0	0	0	0	0	0	10	13	0.00	1.000

PITCHER	IP	WLS	BF	H	R	ER	SO	BB	IBB	HBP	BLK	WP	HR	S	P	ERA	WHIP

TOP

Kansas City Royals @ Cleveland Indians

Progressive Field, Cleveland, OH

Mon Sep 22 2014, 7:10 PM - 10:11 PM EDT

Att. 10,458 - Partly Cloudy - 54 F

livebaseballscorecards.com

AB	35
R	2
H	8
RBI	2
BB	1
SO	11
LOB	14

WP: 1 PA: 36
PB: 0
SB: 2
CS: 0

Batter	1	2	3	4	5	6	7	8	9	AB	R	H	RBI	BB	SO	LOB
24 Michael Bourn, L (1, 8) OBP: 0.321, SLG: 0.371	C FF 94 B SI 94 B CU 77 B FF 93 B FF 91 4-1 23 1B 11 1B BB	B FF 92 1 SAFE F FF 91 C FF 90 X CU 74 1-2 1-2 1B		C CU 75 1 SAFE D CU 76 B FF 92 1 SAFE 2-1 ③ CS 1-2	B FF 88 X FF 90 1-0 ① B2		C SL 80 B SI 92 X SI 93 1-1 2B			3	0	2	0	1	0	0
11 José Ramírez, S (1, 6) OBP: 0.292, SLG: 0.320	C FF 93 B SI 94 X FF 92 1-1 23 1B 1-2 1B	D CH 84 F SI 93 X CU 76 1-1 ③ G1-4-3			C SI 90 B CH 83 F CH 80 B FF 92 X CU 75 2-2 ② L8		B SI 92 B SI 92 B SI 92 C SI 91 F SI 92 F SI 94 S CH 82 3-3 ③ K			4	0	1	0	0	1	3
23 Michael Brantley, L (1, 7) OBP: 0.384, SLG: 0.505	X FF 95 0-0 1-2 2-3 1B		B SI 91 X FF 91 1-0 ① L7		C SI 90 B CH 82 B SI 90 B FF 90 X FF 90 3-1 ③ G3			B FF 96 B FF 96 B FF 95 C FF 95 B FF 97 4-1 10 S BB		3	0	1	0	1	0	0
41 Carlos Santana, S (1, 10) OBP: 0.365, SLG: 0.435	X SI 95 0-0 ① P4		B SI 93 F FF 91 B SI 91 X CH 82 2-1 1B			C CH 78 B CU 77 C CU 75 S SI 91 1-3 ① K		C KC 86 D KC 88 X FF 97 1-1 ① L8		4	0	1	0	0	1	4
10 Yan Gomes, R (1, 2) OBP: 0.315, SLG: 0.476	C SI 96 C CU 80 F SI 96 F CU 80 C CU 78 0-3 ② K		C CU 75 X FF 92 0-1 ② L7			C CU 74 X CU 76 0-1 ② G6-3		B FF 96 S FF 96 B FF 98 C FF 96 S FF 98 2-3 ② 1-2 K		4	0	0	0	0	2	5
4 Mike Aviles, R (1, 4) OBP: 0.269, SLG: 0.342 22 Jason Kipnis, L (8, PH) OBP: 0.314, SLG: 0.334 1 Justin Sellers, R (9, 4) OBP: 0.316, SLG: 0.188	C SI 95 S FF 95 F FF 96 F CU 80 F FF 94 B CU 78 F CU 77 D CU 82 X CU 79 2-2 ③ F9		X SI 91 0-0 ③ L8			B FF 90 S FF 85 C FF 90 F FF 89 B CU 72 X CU 76 2-2 1B		C KC 85 B FF 98 F FF 97 B KC 86 X KC 84 2-2 ③ G6-3		3 1 0	0 0 0	1 0 0	0 0 0	0 0 0	0 0 0	4 1 0
8 Lonnie Chisenhall, L (1, 5) OBP: 0.343, SLG: 0.433		B FF 90 F FF 90 B FF 93 B FF 91 B FF 90 4-1 24 1B BB		F FF 90 F CU 79 S FF 92 0-3 ① K		B FF 90 B CU 74 F FF 90 F FF 90 S FF 92 2-3 ③ K			X FF 93 0-0 ① G3-1	3	0	0	0	1	2	1
53 Chris Gimenez, R (1, 3) OBP: 0.313, SLG: 0.328 39 JB Shuck, L (9, PH) OBP: 0.167, SLG: 0.210		B FF 93 B CH 83 X FF 92 2-0 ① P6		X SI 90 0-0 ② P3			C SI 92 X SI 92 0-1 ① G6-3		B FF 93 C FF 93 S SL 88 B SL 87 S SL 88 2-3 ② K	3 1	0 0	0 0	0 0	0 1	0 0	1 0
62 Tyler Holt, R (1, 9) OBP: 0.309, SLG: 0.281 7 David Murphy, L (9, PH) OBP: 0.324, SLG: 0.384		B FF 92 B FF 91 C FF 89 F FF 90 S CU 77 2-3 ② K		B FF 91 C SI 88 B CU 77 B FF 87 C FF 90 F FF 92 X FF 90 3-2 24 CS 1B			B SI 92 C SL 80 B SI 92 C SI 93 S CH 83 2-3 ② K		B FF 94 F FF 94 S FF 94 X FF 95 1-2 ③ G4-3	3 1	0 0	1 0	0 0	0 0	2 0	1 0
Inning Stats	R: 0 H: 2 E: 0 LOB: 3 K: 1 BB: 1 S: 17 P: 24	R: 0 H: 1 E: 0 LOB: 2 K: 1 BB: 1 S: 10 P: 20	R: 0 H: 1 E: 0 LOB: 1 K: 0 BB: 0 S: 6 P: 9	R: 0 H: 1 E: 0 LOB: 0 K: 1 BB: 0 S: 9 P: 14	R: 0 H: 0 E: 0 LOB: 0 K: 0 BB: 0 S: 6 P: 12	R: 0 H: 1 E: 0 LOB: 1 K: 2 BB: 0 S: 12 P: 17	R: 0 H: 1 E: 0 LOB: 1 K: 2 BB: 0 S: 11 P: 17	R: 0 H: 0 E: 0 LOB: 1 K: 1 BB: 1 S: 9 P: 18	R: 0 H: 0 E: 0 LOB: 0 K: 1 BB: 0 S: 7 P: 10	1B: 6 2B: 1 3B: 0 HR: 0	SF: 0 SAC: 0 DP: 0 HBP: 0			WP: 0 PB: 0 SB: 1 CS: 1	PA: 37		

PITCHER		IP	WLS	BF	H	R	ER	SO	BB	IBB	HBP	BLK	WP	HR	S	P	ERA	WHIP
41 Danny Duffy, L ERA: 2.32	(1, 1)	6.0	W	25	6	0	0	5	2	0	0	0	0	0	60	96	0.00	1.333
27 Brandon Finnegan, L ERA:	(7, 1)	1.0	H	4	1	0	0	2	0	0	0	0	0	0	11	17	0.00	1.000
17 Wade Davis, R ERA: 0.9	(8, 1)	1.0	H	4	0	0	0	1	1	0	0	0	0	0	9	18	0.00	1.000
56 Greg Holland, R ERA: 1.49	(9, 1)	1.0	S	3	0	0	0	1	0	0	0	0	0	0	7	10	0.00	0.000

PITCHER	IP	WLS	BF	H	R	ER	SO	BB	IBB	HBP	BLK	WP	HR	S	P	ERA	WHIP

BOTTOM

Kansas City Royals @ Cleveland Indians

Progressive Field, Cleveland, OH

Mon Sep 22 2014, 7:10 PM - 10:11 PM EDT

Att. 10,458 - Partly Cloudy - 54 F

livebaseballscorecards.com

AB	33
R	0
H	7
RBI	0
BB	3
SO	9
LOB	20

Kansas City Royals @ Cleveland Indians

Progressive Field, Cleveland, OH

Tue Sep 23 2014, 7:15 PM - 10:05 PM EDT

Att. 11,735 - Clear - 65 F

TOP

livebaseballscorecards.com

Batter	1	2	3	4	5	6	7	8	9	AB	R	H	RBI	BB	SO	LOB
2 Alcides Escobar, R (1, 6) OBP: 0.312, SLG: 0.373	S FF 95 F FF 96 F FF 97 B FF 98 S CH 86 1-3 ① K		B FF 95 B FF 96 C FF 96 X FF 96 2-1 ② F9	C FF 95 S SL 87 T FF 95 0-2 ③ K		C SI 92 F CU 83 B SI 94 X SI 93 1-2 ① G1-3		B FF 95 F FF 96 X FF 96 1-1 1 G4-6-3 1B		5	0	1	0	0	2	1
23 Norichika Aoki, L (1, 9) OBP: 0.351, SLG: 0.358 1 Jarrod Dyson, L (7, 8) OBP: 0.324, SLG: 0.329	C FF 97 F FF 97 B FF 95 S CH 86 1-3 ② K		B FF 96 B FF 96 X FF 95 2-0 6 E 2B	C FF 93 X CH 83 0-1 ① L7		F SI 94 F SI 92 X SI 93 0-2 ② G1-3		B FF 96 X FF 96 1-0 ① ② G4-6-3 1-2f		4 1	0 0	1 0	0 0	0 0	1 0	0 1
6 Lorenzo Cain, R (1, 8) OBP: 0.339, SLG: 0.411 (7, 9)	B FF 97 B FF 97 X FF 96 2-0 1B		C FF 95 B FF 94 X FF 95 1-1 E6 2-3	B SL 85 F FF 94 S FF 96 B CH 85 S CH 86 2-3 ② K		B CU 83 X SI 94 1-0 35 CS 1B		B FF 96 B SL 85 F FF 95 X FF 96 2-1 ③ G4-3		5	0	2	0	0	1	1
35 Eric Hosmer, L (1, 3) OBP: 0.319, SLG: 0.395	C FF 95 F SI 95 D CH 86 1 SAFE S CH 86 1-3 ③ K		B CH 84 X FF 94 1-0 ③ G3	C FF 95 B FF 97 B CH 85 B SL 88 X SI 96 3-1 16 2B 2B	1 SAFE 0-0 ③ CS 1-2	X FF 96 0-0 16 1B 4 2B 1B		B FF 96 B CH 87 T FF 96 X FF 96 2-1 ① F7		5	2	2	0	0	1	3
16 Billy Butler, R (1, 10) OBP: 0.320, SLG: 0.375		C FF 93 F FF 95 F CH 85 F FF 96 B FF 96 S CH 86 1-3 ① K	B FF 94 S SL 86 B SL 87 B FF 95 B FF 96 4-1 4 1B 14 2B BB	X FF 95 0-0 13 2B 2B 2-H		B SL 86 F SL 86 X SL 86 1-1 4 2B 1B 1-3		B SL 86 B SL 87 X FF 96 2-0 ② L4		4	3	2	1	1	1	0
4 Alex Gordon, L (1, 7) OBP: 0.347, SLG: 0.433		C FF 96 C SI 95 B CH 86 S CH 87 1-3 ② K	S CH 83 B SI 95 X CH 86 1-1 14 2B 1B 1-2	B SI 93 C FF 93 B FF 93 B FF 94 I IN 78 4-1 13 2B IBB		B SL 87 S FF 90 C CU 80 B FF 91 D CU 80 X SL 88 3-2 2B 1-H 3-H		T FC 93 B FC 92 F FC 93 B FF 93 S FC 94 2-3 ③ K		4	2	2	2	1	2	0
13 Salvador Perez, R (1, 2) OBP: 0.293, SLG: 0.401		X FF 98 0-0 1B	F FF 95 B FF 96 S SL 87 X CH 86 1-2 ① F3	C FF 94 B CH 84 X FF 93 1-1 2B 1-H 2-H			B SL 87 X SL 89 1-0 ① G6-3			4	0	2	2	0	0	3
14 Omar Infante, R (1, 4) OBP: 0.297, SLG: 0.343		C FF 96 B FF 98 T FF 96 S CH 86 1-3 ③ K	X SI 93 0-0 2B 1-H 2-H	I IN 79 I IN 80 I IN 81 I IN 83 4-0 IBB			S CU 79 B SL 87 F SL 87 F CU 79 D SL 87 S SL 88 2-3 ② K			3	0	1	2	1	2	2
8 Mike Moustakas, L (1, 5) OBP: 0.270, SLG: 0.363			B FF 96 X SI 94 1-0 ① G4-3	B FF 95 B FF 94 B FF 94 C FF 94 X FF 94 3-1 ② P6	B FF 88 C FF 90 X FF 90 1-1 ③ G4-3		F FF 91 T SL 88 S CU 80 0-3 ③ K			4	0	0	0	0	1	4
Inning Stats	R: 0 E: 0 K: 3 S: 11 H: 1 LOB: 1 BB: 0 P: 16	R: 0 E: 0 K: 3 S: 12 H: 1 LOB: 1 BB: 0 P: 15	R: 0 E: 1 K: 0 S: 7 H: 1 LOB: 2 BB: 0 P: 14	R: 2 E: 0 K: 1 S: 12 H: 2 LOB: 1 BB: 1 P: 21	R: 3 E: 0 K: 1 S: 13 H: 3 LOB: 2 BB: 2 P: 28	R: 0 E: 0 K: 0 S: 7 H: 1 LOB: 0 BB: 0 P: 9	R: 2 E: 0 K: 2 S: 14 H: 3 LOB: 1 BB: 0 P: 21	R: 0 E: 0 K: 0 S: 5 H: 1 LOB: 0 BB: 0 P: 9	R: 0 E: 0 K: 1 S: 6 H: 0 LOB: 0 BB: 0 P: 12	1B: 7 2B: 6 3B: 0 HR: 0 SF: 0 SAC: 0 DP: 1 HBP: 0						

	AB	39
	R	7
	H	13
	RBI	7
	BB	3
	SO	11
	LOB	15

WP: 0 PB: 0 SB: 0 CS: 1 PA: 43

PITCHER		IP	WLS	BF	H	R	ER	SO	BB	IBB	HBP	BLK	WP	HR	S	P	ERA	WHIP
31 Danny Salazar, R ERA: 4.25	(1, 1)	4.2	L	26	8	5	5	8	1	2	0	0	0	0	53	91	9.64	1.929
57 Kyle Crockett, L ERA: 1.91	(5, 1)	0.1		1	0	0	0	0	0	0	0	0	0	0	2	3	0.00	0.000
20 C.C. Lee, R ERA: 4.33	(6, 1)	0.2		3	1	0	0	0	0	0	0	0	0	0	7	9	0.00	1.500
50 Nick Hagadone, L ERA: 2.7	(6, 1)	0.1		1	1	1	1	0	0	0	0	0	0	0	1	1	27.00	3.000
48 Scott Atchison, R ERA: 2.75	(7, 1)	1.0		5	2	1	1	2	0	0	0	0	0	0	13	20	9.00	2.000
49 Austin Adams, R ERA: 9.0	(8, 1)	1.2		5	1	0	0	0	0	0	0	0	0	0	8	16	0.00	0.600
27 Bryan Shaw, R ERA: 2.64	(9, 1)	0.1		1	0	0	0	1	0	0	0	0	0	0	3	5	0.00	0.000

BOTTOM

Batter	1	2	3	4	5	6	7	8	9	AB	R	H	RBI	BB	SO	LOB
24 Michael Bourn, L (1, 8) OBP: 0.321, SLG: 0.370 55 Roberto Pérez, R (8, 2) OBP: 0.305, SLG: 0.359	B FF 98 B SI 98 C FF 96 X FF 98 2-1 L7 ①		F FF 97 B CU 83 B CU 82 F FC 94 C CU 84 2-3 K ②		B SI 94 B FF 93 X FF 96 2-0 G3 ③		B FF 94 X SI 96 1-0 1-2 2-3 1B			4 0	0 0	1 0	0 0	0 0	1 0	2 0
11 José Ramírez, S (1, 6) OBP: 0.291, SLG: 0.315	B FF 99 B SI 98 C FF 97 F FF 97 T FF 99 2-2 K ②		B FF 99 S FF 94 X FF 97 1-1 F8 ③			B FF 96 C FF 96 B CU 81 B FF 96 B FF 94 4-1 23 FC6-4 BB	B FF 98 F FF 97 F SI 97 F FF 99 S CH 88 1-3 K ③			3	0	0	0	1	2	3
23 Michael Brantley, L (1, 7) OBP: 0.385, SLG: 0.507 39 JB Shuck, L (8, PR) OBP: 0.167, SLG: 0.210 (9, 7)	B SI 100 C SI 97 X FF 98 1-1 41 BB 1B			B FF 93 X FF 93 1-0 G4-3 ①		B FF 97 X SI 96 1-0 FC6-4 ① 1-2f		C SI 87 B SI 87 F SL 82 B SL 81 F SI 88 X SL 82 2-2 41 E 7 G4-6-3 2B		4 0	0 1	2 0	0 0	0 0	0 0	1 0
41 Carlos Santana, S (1, 3) OBP: 0.364, SLG: 0.432 53 Chris Gimenez, R (9, 3) OBP: 0.313, SLG: 0.328	C SI 96 B FF 98 F CU 84 D CH 88 B CH 86 D CU 85 4-2 1-2 BB			B FF 93 B FF 95 X SI 96 2-0 G3-1 ②		X FF 95 0-0 P5 ②		D SI 87 X SI 88 1-0 E5 7 G4-6-3 2-3		3 0	0 0	0 0	0 0	1 0	0 0	2 0
7 David Murphy, L (1, 9) OBP: 0.321, SLG: 0.380	F FF 94 B CH 86 F SI 97 B FF 98 F FF 95 F FF 97 B SI 96 X FF 97 3-2 G3-1 ③			B FF 96 B CH 92 B FF 95 C FF 95 X FF 95 3-1 G3-1 ③		B SI 95 S FF 95 B SI 96 F FF 96 X FF 97 2-2 F7 ③		F SI 89 D SI 88 X SI 88 1-1 G4-6-3 ①② 1-2f 3-H		4 0	0 0	0 0	0 0	0 0	0 0	5 0
22 Jason Kipnis, L (1, 10) OBP: 0.312, SLG: 0.332 6 Zach Walters, S (8, PH) OBP: 0.233, SLG: 0.407 (9, 10)		C FF 94 X CU 82 0-1 G4-3 ①			B FF 94 C FF 94 F FF 95 B FF 98 T FF 95 2-2 K ①		F FF 94 B CU 81 X FC 91 1-1 G4-3 ①	B SI 87 X SI 87 1-0 G5-3 ③		3 1	0 0	0 0	0 0	0 0	1 0	0 1
10 Yan Gomes, R (1, 2) OBP: 0.314, SLG: 0.473 62 Tyler Holt, R (8, 8) OBP: 0.304, SLG: 0.277		C FF 96 F CU 82 B FF 99 S FF 100 1-3 K ②			F FF 97 B CU 83 F CU 80 X FF 99 1-2 F9 ②		F FF 98 B FF 99 S SI 96 X FF 99 1-2 F7 ②		F FF 91 X SL 85 0-1 G6-3 ①	3 1	0 0	0 0	0 0	0 0	1 0	0 0
8 Lonnie Chisenhall, L (1, 5) OBP: 0.345, SLG: 0.433 36 Jesús Aguilar, R (9, PH) OBP: 0.235, SLG: 0.138		B FF 97 B FF 96 C FF 97 F SI 96 B FF 98 S FF 97 3-3 K ③			B FF 97 X FF 96 1-0 4 BB 1B		F FF 95 F FF 99 B FF 100 B CU 84 F FF 98 B CH 87 B FF 97 4-2 24 1B 4 1B BB		C FF 92 B CH 87 S SL 86 B CH 88 B SL 84 F FF 93 X SL 84 3-2 G5-3 ②	2 1	0 0	1 0	0 0	1 0	1 0	0 0
4 Mike Aviles, R (1, 4) OBP: 0.272, SLG: 0.343 72 Jason Giambi, L (9, PH) OBP: 0.254, SLG: 0.276			C FF 97 F FF 97 X FF 99 0-2 G1-3 ①		C FF 94 B FF 97 D CU 82 F SI 95 B FF 96 F FF 95 F FF 96 B FF 97 4-2 1-2 BB		C FF 94 X FC 92 0-1 24 1B 1-2 1B		B FF 92 B SL 83 C FF 92 X FF 91 2-1 F9 ③	2 1	0 0	1 0	0 0	1 0	0 0	0 0
Inning Stats	R: 0 E: 0 K: 1 S: 14 H: 1 LOB: 2 BB: 1 P: 26	R: 0 E: 0 K: 2 S: 8 H: 0 LOB: 0 BB: 0 P: 12	R: 0 E: 0 K: 1 S: 8 H: 0 LOB: 0 BB: 0 P: 11	R: 0 E: 0 K: 0 S: 4 H: 0 LOB: 0 BB: 0 P: 10	R: 0 E: 0 K: 1 S: 12 H: 1 LOB: 2 BB: 1 P: 22	R: 0 E: 0 K: 0 S: 6 H: 0 LOB: 1 BB: 1 P: 13	R: 0 E: 0 K: 1 S: 15 H: 2 LOB: 3 BB: 1 P: 23	R: 1 E: 1 K: 0 S: 8 H: 1 LOB: 1 BB: 0 P: 13	R: 0 E: 0 K: 0 S: 8 H: 0 LOB: 0 BB: 0 P: 13	1B: 4 2B: 1 3B: 0 HR: 0	SF: 0 SAC: 0 DP: 1 HBP: 0	WP: 0 PB: 0 SB: 0 CS: 0	PA: 36				

PITCHER		IP	WLS	BF	H	R	ER	SO	BB	IBB	HBP	BLK	WP	HR	S	P	ERA	WHIP
30 Yordano Ventura, R ERA: 3.07	(1, 1)	7.0	W	29	4	0	0	6	4	0	0	0	0	0	67	117	0.00	1.143
37 Scott Downs, L ERA: 4.97	(8, 1)	1.0		4	1	1	0	0	0	0	0	0	0	0	8	13	0.00	1.000
54 Jason Frasor, R ERA: 2.74	(9, 1)	1.0		3	0	0	0	0	0	0	0	0	0	0	8	13	0.00	0.000

PITCHER	IP	WLS	BF	H	R	ER	SO	BB	IBB	HBP	BLK	WP	HR	S	P	ERA	WHIP

Kansas City Royals @ Cleveland Indians

Progressive Field, Cleveland, OH

Tue Sep 23 2014, 7:15 PM - 10:05 PM EDT

Att. 11,735 - Clear - 65 F

livebaseballscorecards.com

AB	32
R	1
H	5
RBI	0
BB	4
SO	6
LOB	14

Batter	1	2	3	4	5	6	7	8	9	AB	R	H	RBI	BB	SO	LOB
2 Alcides Escobar, R (1, 6) OBP: 0.314, SLG: 0.375	B FF 93 F FF 93 X FC 84 1-1 G6-3		C FF 94 X CH 90 0-1 23 F8-6 1B		C FF 94 B FC 86 X FC 85 1-1 23 35 1B 1B	B CU 78 B CU 78 B FF 95 C FF 94 C FF 95 F FF 96 X FF 97 3-2 6 FC4 1B		M SL 82 F SL 84 B FC 95 S FC 94 1-3 K		5	1	3	0	0	1	1
23 Norichika Aoki, L (1, 9) OBP: 0.349, SLG: 0.356	F FF 93 X FF 93 0-1 G1-3		1 SAFE X FF 93 0-0 F8-6 1-2		1 SAFE 1 SAFE B FF 93 X FF 93 1-0 35 1B 16 2B 1-2 1B	C FF 93 X FF 94 0-1 L7			C FF 96 C KC 85 B KC 87 F FF 96 X KC 86 1-2 G6-3	5	1	1	0	0	0	2
6 Lorenzo Cain, R (1, 8) OBP: 0.337, SLG: 0.409	C FF 94 X FC 85 0-1 P4			X FF 93 0-0 35 G3 16 1B 1B	B FF 94 C FC 85 X FF 94 1-1 L9	1 SAFE X SI 96 0-0 FC4 1-2f			C FF 95 C FF 96 B FF 96 S KC 88 1-3 K	5	1	1	0	0	1	3
35 Eric Hosmer, L (1, 3) OBP: 0.320, SLG: 0.398		F FF 92 C CH 83 B KC 78 B FF 94 X KC 77 2-2 G1-3		C CH 84 B FF 94 X FF 93 1-1 G3 1-2	B CH 82 S CH 84 B FC 88 F CH 84 B KC 80 F KC 78 X FF 96 3-2 16 2B 1-3 2-H 1B		B CU 76 S CU 79 S FF 95 X SI 96 1-2 G6-3		C KC 85 B FF 95 B FF 96 C KC 86 X FF 95 2-2 2B	5	1	2	1	0	0	1
16 Billy Butler, R (1, 10) OBP: 0.323, SLG: 0.378		C FC 82 B CH 89 B FF 94 B FC 83 B FF 95 4-1 4 HBP BB		B FC 83 B FF 94 X FF 94 2-0 14 1B 4 BB 2-H 1B	F FC 89 T FF 95 F KC 80 B KC 80 X KC 80 1-2 1-H 3-H 2B		C FF 95 C SL 81 S SL 82 0-3 K2-3		F FF 96 X FF 95 0-1 L9	4	0	2	3	1	1	1
4 Alex Gordon, L (1, 7) OBP: 0.350, SLG: 0.432		F FF 93 B FC 87 F FF 94 H FC 87 2-2 1-2 HBP		B FF 95 F FF 94 F CH 83 D KC 79 D KC 79 B FF 94 4-2 14 1B 1-2 BB	I IN 63 I IN 70 I IN 72 I IN 73 4-0 IBB		B SI 92 B SI 92 C SI 92 X SL 85 2-1 F9			1	0	0	0	2	0	0
13 Salvador Perez, R (1, 2) OBP: 0.291, SLG: 0.398		F FC 84 F FC 84 S KC 79 0-3 K		F FF 95 F FC 85 D KC 79 S KC 79 1-3 K	X FF 96 0-0 L6			B FC 94 C FC 94 C SL 82 X SL 84 1-2 L8		4	0	0	0	0	2	6
14 Omar Infante, R (1, 4) OBP: 0.298, SLG: 0.343		C FC 84 B CH 89 X FF 94 1-1 L8		B FC 84 C FF 95 X FC 88 1-1 1-2 2-3 1B	X FF 97 0-0 G5-3			B FC 94 B SL 82 B FC 93 C FC 93 C FC 95 D SL 81 4-2 8 G5-3 BB		3	0	1	0	1	0	4
8 Mike Moustakas, L (1, 5) OBP: 0.267, SLG: 0.360			B FF 93 S CH 83 F FF 94 X KC 77 1-2 P4	B FC 88 B FF 95 F FF 95 B FF 95 X FF 95 3-1 F7		B FF 94 B FF 95 F FF 95 X FF 94 2-1 F7		B FC 94 C FC 93 C FC 93 X FC 95 1-2 G5-3 1-3		4	0	0	0	0	0	4
Inning Stats	R: 0 E: 0 K: 0 S: 6 H: 0 LOB: 0 BB: 0 P: 7	R: 0 E: 0 K: 1 S: 11 H: 0 LOB: 2 BB: 1 P: 20	R: 0 E: 0 K: 0 S: 6 H: 1 LOB: 0 BB: 0 P: 7	R: 1 E: 0 K: 1 S: 13 H: 3 LOB: 3 BB: 1 P: 25	R: 3 E: 0 K: 0 S: 15 H: 4 LOB: 2 BB: 1 P: 26	R: 0 E: 0 K: 0 S: 9 H: 1 LOB: 1 BB: 0 P: 14	R: 0 E: 0 K: 1 S: 8 H: 0 LOB: 0 BB: 0 P: 11	R: 0 E: 0 K: 1 S: 11 H: 0 LOB: 1 BB: 1 P: 18	R: 0 E: 0 K: 1 S: 12 H: 1 LOB: 1 BB: 0 P: 16	1B: 8 2B: 3 3B: 0 HR: 0 SF: 0 SAC: 0 DP: 1 HBP: 1						

PITCHER		IP	WLS	BF	H	R	ER	SO	BB	IBB	HBP	BLK	WP	HR	S	P	ERA	WHIP
47 Trevor Bauer, R ERA: 4.18	(1, 1)	4.1		24	8	4	4	2	2	1	1	0	0	0	49	83	8.31	2.308
34 Zach McAllister, R ERA: 5.36	(5, 1)	2.1	W	8	1	0	0	1	0	0	0	0	0	0	17	23	0.00	0.429
35 Marc Rzepczynski, L ERA: 2.76	(7, 1)	0.1	H	1	0	0	0	0	0	0	0	0	0	0	2	4	0.00	0.000
27 Bryan Shaw, R ERA: 2.61	(8, 1)	1.0	H	4	0	0	0	1	1	0	0	0	0	0	11	18	0.00	1.000
37 Cody Allen, R ERA: 2.1	(9, 1)	1.0	S	4	1	0	0	1	0	0	0	0	0	0	12	16	0.00	1.000

PITCHER	IP	WLS	BF	H	R	ER	SO	BB	IBB	HBP	BLK	WP	HR	S	P	ERA	WHIP

TOP

Kansas City Royals @ Cleveland Indians

Progressive Field, Cleveland, OH

Wed Sep 24 2014, 7:13 PM - 10:42 PM EDT

Att. 13,796 - Clear - 74 F

livebaseballscorecards.com

AB	36
R	4
H	10
RBI	4
BB	4
SO	5
LOB	22

Batter	1	2	3	4	5	6	7	8	9	AB	R	H	RBI	BB	SO	LOB
24 Michael Bourn, L (1, 8) OBP: 0.319, SLG: 0.367	B FF 88 F FF 88 F SI 88 B CH 80 X SI 89 2-2 ① G4-3	X SI 89 0-0 ③ G4-3			H SI 85 1-0 11 2B HBP	B SL 78 F SI 88 F SI 89 X SI 87 1-2 ③ F7		S CH 83 B FF 94 C CU 73 D CH 82 B FF 93 F FF 92 S CH 83 3-3 ③ K		4	1	0	0	0	1	2
11 José Ramírez, S (1, 6) OBP: 0.290, SLG: 0.319	C FF 89 B FF 90 B CH 82 C FF 89 B CH 82 X FF 90 3-2 ② F8		C KC 76 B FF 88 X CH 80 1-1 ① G6-3		B SI 91 1 SAFE X SI 91 1-0 23 1B 41 FC6-4 1-H 2B		B SI 98 X CH 89 1-0 ① L7			4	1	1	1	0	0	0
23 Michael Brantley, L (1, 7) OBP: 0.387, SLG: 0.510	B SI 89 C FF 89 B CH 82 X SI 89 2-1 41 BB 10 HR 1B		B FF 89 X SI 88 1-0 ② G3		S SL 82 D SI 93 X SI 94 1-1 41 FC6-4 2-3 1B		X FF 99 0-0 2B			4	1	3	0	0	0	0
41 Carlos Santana, S (1, 3) OBP: 0.367, SLG: 0.431	C FF 89 B FF 89 B FF 89 1 SAFE B CH 81 F CH 80 B FF 89 4-2 10 HR 1-2 BB		B KC 78 C KC 76 F KC 76 B FF 89 B KC 75 F KC 77 B FF 89 4-2 10 BB BB		C SI 93 B SI 93 1 SAFE S SI 93 F SI 95 X CH 83 1-2 ① FC6-4 1-2f 3-H		F FF 100 B FF 98 D CH 90 S CH 90 B FF 100 B FF 98 4-2 BB			1	1	0	1	3	0	1
10 Yan Gomes, R (1, 10) OBP: 0.315, SLG: 0.478	F FF 89 X CH 80 0-1 1-H 2-H HR		B FF 88 D KC 76 C SI 88 S FF 89 D CH 82 B FF 89 4-2 1-2 BB		B SL 82 S SL 80 S SI 88 F SI 92 S SI 93 1-3 ② K		C FF 98 S FF 98 X FF 99 0-2 ② F4			3	1	1	3	1	1	3
8 Lonnie Chisenhall, L (1, 5) OBP: 0.342, SLG: 0.429	B FF 89 C SI 88 B KC 78 X FF 89 2-1 ③ L8		B SI 88 B SI 87 C FF 88 F SI 89 F SI 89 X KC 78 2-2 ③ L8		C SL 81 X SI 92 0-1 ③ G6-3		F FF 99 B FF 100 S CH 90 B FF 100 X FF 99 2-2 ③ G1-3			4	0	0	0	0	0	5
4 Mike Aviles, R (1, 4) OBP: 0.275, SLG: 0.346		C FF 87 C FF 88 B CH 82 B FF 88 B FF 89 F FF 88 X FF 89 3-2 2B		C FF 86 B KC 74 S CH 80 X FF 86 1-2 ① P3	B SI 92 B FF 92 B SI 93 B FF 93 4-0 55 G3 55 S 7 SF8 BB			B FF 89 X SI 86 1-0 ① G1-3		3	1	1	0	1	0	0
55 Roberto Pérez, R (1, 2) OBP: 0.314, SLG: 0.358		D KC 76 C FF 88 C KC 76 D CH 80 X FF 89 2-2 ① L4		F FF 87 B FF 88 B KC 77 X FF 88 2-1 ② 1B	L SI 92 B SL 82 S SL 82 X SL 83 1-2 ① G3 1-3			B FF 88 F SI 86 B SL 81 B FF 90 B SI 88 4-1 BB		3	0	1	0	1	0	2
62 Tyler Holt, R (1, 9) OBP: 0.296, SLG: 0.269 7 David Murphy, L (6, PH) (7, 9) OBP: 0.319, SLG: 0.379		B KC 76 S CH 81 X FF 89 1-1 ② P3		C FF 87 C FF 87 B CH 80 B FF 88 S CH 80 2-3 ③ K	C SL 75 D SI 88 X SL 78 1-1 ② SF8 3-H			B CU 72 C FF 92 F CU 72 F CU 73 B CH 81 F FF 93 B FF 92 X FF 92 3-2 ② F7		2 1	0 0	0 0	0 1	0 0	1 0	1 1
Inning Stats	R: 3 H: 2 E: 0 LOB: 0 K: 0 BB: 1 S: 14 P: 27	R: 0 H: 1 E: 0 LOB: 1 K: 0 BB: 0 S: 10 P: 16	R: 0 H: 0 E: 0 LOB: 2 K: 0 BB: 2 S: 12 P: 24	R: 0 H: 1 E: 0 LOB: 0 K: 1 BB: 0 S: 8 P: 13	R: 2 H: 2 E: 0 LOB: 1 K: 1 BB: 0 S: 13 P: 18	R: 1 H: 0 E: 0 LOB: 0 K: 0 BB: 1 S: 8 P: 15	R: 0 H: 1 E: 0 LOB: 2 K: 0 BB: 1 S: 10 P: 17	R: 0 H: 0 E: 0 LOB: 1 K: 1 BB: 1 S: 11 P: 22		1B: 3 SF: 1 2B: 3 SAC: 0 3B: 0 DP: 0 HR: 1 HBP: 1					WP: 0 PA: 37 PB: 0 SB: 1 CS: 0	

PITCHER		IP	WLS	BF	H	R	ER	SO	BB	IBB	HBP	BLK	WP	HR	S	P	ERA	WHIP
51 Jason Vargas, L ERA: 3.71	(1, 1)	4.0		19	4	4	4	1	3	0	1	0	0	1	44	81	9.00	1.750
27 Brandon Finnegan, L ERA: 1.42	(5, 1)	1.0	L	5	2	1	1	1	0	0	0	0	0	0	13	17	9.00	2.000
43 Aaron Crow, R ERA: 4.19	(6, 1)	0.1		2	0	1	1	0	1	0	0	0	0	0	3	8	27.00	3.000
67 Francisley Bueno, L ERA: 4.18	(6, 1)	0.2		2	0	0	0	0	0	0	0	0	0	0	5	7	0.00	0.000
40 Kelvin Herrera, R ERA: 1.46	(7, 1)	1.0		5	1	0	0	0	1	0	0	0	0	0	10	17	0.00	2.000

PITCHER		IP	WLS	BF	H	R	ER	SO	BB	IBB	HBP	BLK	WP	HR	S	P	ERA	WHIP
31 Louis Coleman, R ERA: 6.1	(8, 1)	0.1		2	0	0	0	0	1	0	0	0	0	0	2	7	0.00	3.000
55 Tim Collins, L ERA: 3.79	(8, 1)	0.2		2	0	0	0	1	0	0	0	0	0	0	9	15	0.00	0.000

BOTTOM

Kansas City Royals @ Cleveland Indians

Progressive Field, Cleveland, OH

Wed Sep 24 2014, 7:13 PM - 10:42 PM EDT

Att. 13,796 - Clear - 74 F

livebaseballscorecards.com

AB	29
R	6
H	7
RBI	6
BB	6
SO	3
LOB	15

Tampa Bay Rays @ Cleveland Indians

Progressive Field, Cleveland, OH

Fri Sep 26 2014, 7:09 PM - 9:40 PM EDT

Att. 23,131 - Clear - 67 F

livebaseballscorecards.com

Batter	1	2	3	4	5	6	7	8	9	AB	R	H	RBI	BB	SO	LOB
18 Ben Zobrist, S (1, 4) OBP: 0.353, SLG: 0.395	F SI 93 C SI 93 B FF 94 F SL 90 F SL 90 B FF 95 C SI 96 2-3 ① K		C SL 87 F FF 94 X CU 84 0-2 ③ G3-1			X SL 87 0-0 ① G4-3		S SL 87 F SL 90 X FF 94 0-2 ① G4-3		4	0	0	0	0	1	0
7 David DeJesus, L (1, 10) OBP: 0.346, SLG: 0.406	B SI 95 F SL 91 F SI 94 B FF 96 B SI 95 F SI 95 S FF 94 3-3 ② K			X SL 88 0-0 ① F7		B SL 90 L FF 95 B CU 82 X SL 89 2-1 ② G4-3		C SI 95 B CH 85 F FF 94 B CU 84 B CU 83 S SI 94 3-3 ② K		4	0	0	0	0	2	0
3 Evan Longoria, R (1, 5) OBP: 0.323, SLG: 0.407	C SI 95 B SL 90 C SL 90 S SI 97 1-3 ③ K			F SI 92 X SL 90 0-1 ② F9		C SI 94 X SL 90 0-1 1B		B SL 88 B SI 95 F SL 89 F SI 96 C CU 85 2-3 ③ K		4	0	1	0	0	2	0
21 James Loney, L (1, 3) OBP: 0.336, SLG: 0.381		X SI 93 0-0 2 G4-6-3 1B		X SI 94 0-0 1B		C SI 95 C SI 95 B CU 84 F FF 95 X SI 95 1-2 ③ F8			C FF 96 C KC 86 F FF 95 C KC 86 0-3 ① K	4	0	2	0	0	1	1
2 Nick Franklin, S (1, 6) OBP: 0.241, SLG: 0.270		X SI 93 0-0 ① ② G4-6-3 1-2f		C SL 88 X CH 85 0-1 ③ G3			X SL 88 0-0 ① F8		F FF 95 X KC 86 0-1 ② G4-3	4	0	0	0	0	0	2
20 Matt Joyce, L (1, 9) OBP: 0.350, SLG: 0.386		C SI 94 B CH 86 S SI 94 F SI 95 B CU 83 B SI 95 F SI 93 F SI 94 B SI 96 4-2 BB			B SL 86 S SL 90 B CH 86 F SI 94 C SI 95 2-3 ① K		X SI 94 0-0 5 G5-3 1B		B KC 86 C FF 95 B KC 87 X FF 95 2-1 ③ G3-1	3	0	1	0	1	1	0
5 Brandon Guyer, R (1, 7) OBP: 0.332, SLG: 0.363		C SL 88 F SI 94 C SL 88 0-3 ③ K			F SL 90 B SI 94 S SL 90 F SI 96 B CU 84 S CU 83 2-3 ② K		B SI 93 X SI 94 1-0 ② G5-3 1-2			3	0	0	0	0	2	2
39 Kevin Kiermaier, L (1, 8) OBP: 0.317, SLG: 0.454			C SL 87 T SI 92 F FF 94 C CU 82 0-3 ① K		F CH 86 F SI 94 B CU 84 X SI 95 1-2 3B		B SL 89 B SI 96 B SL 90 B SI 94 4-0 BB			2	0	1	0	1	1	0
24 Ryan Hanigan, R (1, 2) OBP: 0.323, SLG: 0.330			B SL 88 C SI 94 F SL 88 B SI 95 S CU 84 2-3 ② K		F SL 91 X SL 90 0-1 ③ P3		B SI 94 B SL 89 F SI 94 F SI 95 C CU 84 2-3 ③ K			3	0	0	0	0	2	3
Inning Stats	R: 0 E: 0 K: 3 S: 12 H: 0 LOB: 0 BB: 0 P: 18	R: 0 E: 0 K: 1 S: 10 H: 1 LOB: 1 BB: 1 P: 14	R: 0 E: 0 K: 2 S: 10 H: 0 LOB: 0 BB: 0 P: 12	R: 0 E: 0 K: 0 S: 6 H: 1 LOB: 1 BB: 0 P: 6	R: 0 E: 0 K: 2 S: 12 H: 1 LOB: 1 BB: 0 P: 17	R: 0 E: 0 K: 0 S: 9 H: 1 LOB: 1 BB: 0 P: 12	R: 0 E: 0 K: 1 S: 6 H: 1 LOB: 2 BB: 1 P: 13	R: 0 E: 0 K: 2 S: 9 H: 0 LOB: 0 BB: 0 P: 14	R: 0 E: 0 K: 1 S: 8 H: 0 LOB: 0 BB: 0 P: 10	1B: 4 2B: 0 3B: 1 HR: 0 SF: 0 SAC: 0 DP: 1 HBP: 0						

TOP	
AB	31
R	0
H	5
RBI	0
BB	2
SO	12
LOB	8

WP: 0 PA: 33
PB: 0
SB: 0
CS: 0

PITCHER		IP	WLS	BF	H	R	ER	SO	BB	IBB	HBP	BLK	WP	HR	S	P	ERA	WHIP
28 Corey Kluber, R ERA: 2.44	(1, 1)	8.0	W	30	5	0	0	11	2	0	0	0	0	0	74	106	0.00	0.875
37 Cody Allen, R ERA: 2.07	(9, 1)	1.0	S	3	0	0	0	1	0	0	0	0	0	0	8	10	0.00	0.000

PITCHER	IP	WLS	BF	H	R	ER	SO	BB	IBB	HBP	BLK	WP	HR	S	P	ERA	WHIP

Batter	1	2	3	4	5	6	7	8	9	AB	R	H	RBI	BB	SO	LOB
24 Michael Bourn, L (1, 8) OBP: 0.317, SLG: 0.364	B FF 94 B FF 94 C FF 94 C SL 87 X SL 88 2-2 ① G6-3		C SL 86 B CH 87 X FF 95 1-1 ② F8			B SL 85 L FF 95 F CH 87 X CH 91 1-2 ② L7		C FF 90 S FC 86 F CU 77 X FF 91 0-2 ③ G6-3		4	0	0	0	0	0	1
11 José Ramírez, S (1, 6) OBP: 0.291, SLG: 0.332	C SL 87 S SL 87 B SI 97 F SL 89 F CH 90 F FF 97 X FF 96 1-2 HR		C SI 94 X CH 88 0-1 ③ F8			X FF 96 0-0 ③ F8				3	1	1	1	0	0	0
23 Michael Brantley, L (1, 7) OBP: 0.385, SLG: 0.507	C FF 96 B SI 96 X FF 96 1-1 ② F8			B SL 84 C SL 86 X SL 87 1-1 ① G5-3			C FF 94 B FF 96 B FF 94 X SL 88 2-1 ① G4-3			3	0	0	0	0	0	0
41 Carlos Santana, S (1, 3) OBP: 0.368, SLG: 0.432	B FF 96 F CH 89 B FF 95 B CH 87 S FF 95 S CH 88 3-3 ③ K			F FF 96 B FF 96 B CH 88 S FF 95 X CH 88 2-2 22 G4-6-3 1B			B FF 95 S FF 95 F CH 89 B FF 97 B FF 97 B FF 95 4-2 BB			2	0	1	0	1	1	0
22 Jason Kipnis, L (1, 10) OBP: 0.310, SLG: 0.330		B FF 93 C FF 94 F FF 94 X SL 87 1-2 ① F7		C FF 95 X SI 96 0-1 ②③ G4-6-3 **1-2f**			L SI 94 B FF 94 X SL 86 1-1 ② L7			3	0	0	0	0	0	2
10 Yan Gomes, R (1, 2) OBP: 0.315, SLG: 0.476		B FF 95 B SL 86 B FF 95 B FF 95 4-0 BB			F FF 93 S SL 87 S SL 88 0-3 ① K		F FF 95 X FF 95 0-1 ③ F7			2	0	0	0	1	1	1
7 David Murphy, L (1, 9) OBP: 0.317, SLG: 0.377		D FF 94 C FF 94 X FF 94 1-1 ② F7			C SL 85 T SL 88 S SL 88 0-3 ② K			C SL 85 B FF 94 S SL 86 C FF 97 1-3 ① K		3	0	0	0	0	2	1
8 Lonnie Chisenhall, L (1, 5) OBP: 0.340, SLG: 0.427		C FF 95 F SI 97 F SL 89 B FF 98 F SL 88 F CH 88 X FF 96 1-2 ③ L6			B CH 88 B SL 85 F FF 94 F CH 87 B SL 88 F SL 87 C FF 96 3-3 ③ K			B SL 87 F FF 96 S FF 96 F SL 89 F SL 88 F FF 97 F SL 88 B FF 97 F SL 88 2-3 F FF 96 S FF 96 ② K		3	0	0	0	0	2	1
4 Mike Aviles, R (1, 4) OBP: 0.275, SLG: 0.346			B FF 94 X FF 94 1-0 ① G5-3			B FF 93 C FF 94 B FF 94 C SL 85 B SL 87 X SL 88 3-2 ① G6-3		X FF 96 0-0 1B		3	0	1	0	0	0	0
Inning Stats	R: 1 E: 0 K: 1 S: 14 H: 1 LOB: 0 BB: 0 P: 21	R: 0 E: 0 K: 0 S: 11 H: 0 LOB: 1 BB: 1 P: 18	R: 0 E: 0 K: 0 S: 5 H: 0 LOB: 0 BB: 0 P: 7	R: 0 E: 0 K: 0 S: 7 H: 1 LOB: 0 BB: 0 P: 10	R: 0 E: 0 K: 3 S: 10 H: 0 LOB: 0 BB: 0 P: 13	R: 0 E: 0 K: 0 S: 7 H: 0 LOB: 0 BB: 0 P: 11	R: 0 E: 0 K: 0 S: 8 H: 0 LOB: 1 BB: 1 P: 15	R: 0 E: 0 K: 2 S: 17 H: 1 LOB: 1 BB: 0 P: 20		1B: 2 2B: 0 3B: 0 HR: 1 SF: 0 SAC: 0 DP: 1 HBP: 0						

PITCHER		IP	WLS	BF	H	R	ER	SO	BB	IBB	HBP	BLK	WP	HR	S	P	ERA	WHIP
22 Chris Archer, R ERA: 3.33	(1, 1)	7.2	L	27	3	1	1	6	2	0	0	0	0	1	75	111	1.17	0.652
38 Jeff Beliveau, L ERA: 1.52	(8, 1)	0.1		1	0	0	0	0	0	0	0	0	0	0	4	4	0.00	0.000

PITCHER	IP	WLS	BF	H	R	ER	SO	BB	IBB	HBP	BLK	WP	HR	S	P	ERA	WHIP

BOTTOM

Tampa Bay Rays @ Cleveland Indians

Progressive Field, Cleveland, OH

Fri Sep 26 2014, 7:09 PM - 9:40 PM EDT

Att. 23,131 - Clear - 67 F

livebaseballscorecards.com

AB	26
R	1
H	3
RBI	1
BB	2
SO	6
LOB	6

Tampa Bay Rays @ Cleveland Indians

Progressive Field, Cleveland, OH

Sat Sep 27 2014, 6:08 PM - 9:01 PM EDT

Att. 33,025 - Partly Cloudy - 68 F

livebaseballscorecards.com

Batter	1	2	3	4	5	6	7	8	9	AB	R	H	RBI	BB	SO	LOB
18 Ben Zobrist, S (1, 8) (9, 7) OBP: 0.354, SLG: 0.395	B FF 97 C SI 96 C SI 97 F CH 90 F FF 97 B FF 96 F CH 90 S CH 91 2-3 ① K		C CU 82 B FF 94 X FF 95 1-1 ③ G5-3		B FF 96 B FF 96 B FF 96 C FF 95 B FF 95 4-1 7 E BB			F FF 96 F SL 88 X CU 83 0-2 7 G4-3 7 S 21 1B 1B		3	1	1	0	1	1	0
7 David DeJesus, L (1, 10) OBP: 0.344, SLG: 0.403	C FF 96 X SI 96 0-1 ② G4-3			F FF 94 B CU 82 X SI 95 1-1 3 E 3 FC5 9 1B 1B	1 SAFE F FF 94 1 SAFE 1 SAFE X SL 86 0-1 ③ G1-3 1-2			1 SAFE B SI 94 B CH 88 B FF 96 C FF 94 C FF 95 X FF 96 3-2 ① G4-3 1-3		4	1	1	0	0	0	2
3 Evan Longoria, R (1, 5) OBP: 0.321, SLG: 0.404	F FF 98 C FF 96 S CH 91 0-3 ③ K			S SL 88 X SL 86 0-1 FC5 9 1B 1-3		X FF 96 0-0 ① F7		C SL 90 X FF 96 0-1 ② G6-3		4	0	0	0	0	1	2
21 James Loney, L (1, 3) OBP: 0.337, SLG: 0.381		B FF 96 B CH 89 B FF 96 B FF 94 4-0 BB		C CH 89 F FF 95 F SL 87 D CH 90 C CU 82 1-3 ① K		C SL 87 B CH 90 C FF 96 S FF 96 1-3 ② K		X SI 91 0-0 3-H 1B		3	0	1	1	1	2	2
9 Wil Myers, R (1, 9) OBP: 0.294, SLG: 0.321		C FF 96 B SL 89 B SL 88 F FF 97 B CH 91 S SL 88 3-3 ① K		S CH 89 X SL 89 0-1 1-3 3-H 1B		X FF 96 0-0 2 S 1B		B SL 85 C SI 92 B SI 93 X SI 93 2-1 ③ G4-3		4	0	2	1	0	1	2
2 Nick Franklin, S (1, 6) OBP: 0.230, SLG: 0.256		B FF 96 B CH 87 F FF 95 F FF 95 S SL 89 2-3 ② K		B SI 94 F SI 94 S CH 88 S CU 82 1-3 ② K		S SL 88 B FF 95 B FF 97 X SL 89 2-1 ③ F8 1-2			C FF 90 F CH 85 X SL 80 0-2 ① G6-3	4	0	0	0	0	2	4
20 Matt Joyce, L (1, 7) OBP: 0.349, SLG: 0.383 39 Kevin Kiermaier, L (9, 8) OBP: 0.317, SLG: 0.454		C SI 95 F SL 88 B CH 91 B CH 92 C FF 96 2-3 ③ K		S CH 89 1 SAFE S CH 89 S CH 90 0-3 ③ K			B FF 95 B SL 88 B FF 94 C FF 94 B FF 94 4-1 24 G5-4-3 BB		C SL 79 F FF 91 B SL 80 F FF 92 F FF 91 B SL 81 B SL 81 C FF 90 3-3 ② K	3	0	0	0	1	3	3
										0	0	0	0	0	0	0
24 Ryan Hanigan, R (1, 2) OBP: 0.318, SLG: 0.324			X FF 94 0-0 ① L8		C FF 96 C CU 81 X SL 87 0-2 ① L7		X SL 87 0-0 ①② G5-4-3 1-2f		B FC 92 F FC 93 F FC 94 B SL 82 F FC 95 X FC 93 2-2 ③ G6-3	4	0	0	0	0	0	1
11 Logan Forsythe, R (1, 4) OBP: 0.288, SLG: 0.332			C FF 95 B SL 87 B SI 94 X FF 95 2-1 ② G5-3		S SI 94 S SL 88 S SL 88 0-3 ② K		C FF 95 X FF 95 0-1 ③ F9			3	0	0	0	0	1	0

TOP	
AB	32
R	2
H	5
RBI	2
BB	3
SO	11
LOB	16

Inning Stats	1	2	3	4	5	6	7	8	9							
	R: 0 E: 0 K: 2 S: 11	H: 0 LOB: 0 BB: 0 P: 13	R: 0 E: 0 K: 3 S: 9	H: 0 LOB: 1 BB: 1 P: 20	R: 0 E: 0 K: 0 S: 5	H: 0 LOB: 0 BB: 0 P: 8	R: 1 E: 1 K: 3 S: 16	H: 2 LOB: 2 BB: 0 P: 19	R: 0 E: 1 K: 1 S: 9	H: 0 LOB: 1 BB: 1 P: 13	R: 0 E: 0 K: 1 S: 7	H: 1 LOB: 1 BB: 0 P: 10	R: 0 E: 0 K: 0 S: 4	H: 0 LOB: 0 BB: 1 P: 8	R: 1 E: 0 K: 0 S: 11	H: 2 LOB: 1 BB: 0 P: 16	R: 0 E: 0 K: 1 S: 12	H: 0 LOB: 0 BB: 0 P: 17

	1B: 5	SF: 0	WP: 0	PA: 35
	2B: 0	SAC: 0	PB: 0	
	3B: 0	DP: 1	SB: 2	
	HR: 0	HBP: 0	CS: 0	

PITCHER		IP	WLS	BF	H	R	ER	SO	BB	IBB	HBP	BLK	WP	HR	S	P	ERA	WHIP
59 Carlos Carrasco, R ERA: 2.55	(1, 1)	7.2	L	30	4	2	1	10	3	0	0	0	0	0	69	102	1.17	0.913
35 Marc Rzepczynski, L ERA: 2.74	(8, 1)	0.1		2	1	0	0	0	0	0	0	0	0	0	3	5	0.00	3.000
57 Kyle Crockett, L ERA: 1.86	(9, 1)	0.2		2	0	0	0	1	0	0	0	0	0	0	8	11	0.00	0.000
27 Bryan Shaw, R ERA: 2.59	(9, 1)	0.1		1	0	0	0	0	0	0	0	0	0	0	4	6	0.00	0.000

PITCHER	IP	WLS	BF	H	R	ER	SO	BB	IBB	HBP	BLK	WP	HR	S	P	ERA	WHIP

Batter	1	2	3	4	5	6	7	8	9	AB	R	H	RBI	BB	SO	LOB
24 Michael Bourn, L (1, 8) OBP: 0.314, SLG: 0.360	C FF 93 S CH 86 X CH 86 0-2 ① G4-3		F FC 88 S FF 94 S FF 91 0-3 ③ K			F FF 93 B CH 85 B FC 88 B FF 94 X FF 95 3-1 ① L8		B SL 85 X FF 92 1-0 ② G3		4	0	0	0	0	1	0
11 José Ramírez, S (1, 6) OBP: 0.294, SLG: 0.335	X FF 94 0-0 23 L8 23 S 1B			C FF 94 X FC 90 0-1 ① G4-3		B FF 94 X FF 95 1-0 1B		C FF 91 S SL 84 B CU 81 F CU 82 F SL 86 S FF 93 1-3 ③ K		4	0	2	0	0	1	0
23 Michael Brantley, L (1, 7) OBP: 0.385, SLG: 0.506	C FF 93 1 SAFE 1 SAFE B FC 89 X FC 88 1-1 ② L8 1-3			B FF 94 X CH 86 1-0 41 G3-5 1B		1 SAFE C FF 94 B FF 93 1 SAFE D CH 85 C FC 85 X FF 94 2-2 ② L4			B FF 95 C FF 96 F FF 97 T CU 81 1-2 ① K	4	0	1	0	0	1	2
41 Carlos Santana, S (1, 3) OBP: 0.366, SLG: 0.428	C FF 93 B FF 94 F FF 94 B FF 95 F FF 95 B FC 90 S FF 94 3-3 ③ K			F FF 94 1 SAFE B FC 89 B FF 94 C CH 85 B FF 94 X CH 87 3-2 ② ③ G3-5 1-2f		1 SAFE B CH 85 S CH 84 1 SAFE X FF 93 1-1 ③ P3			C FF 97 B CU 78 C FF 98 B FF 99 S FF 96 2-3 ② K	4	0	0	0	0	2	3
10 Yan Gomes, R (1, 2) OBP: 0.313, SLG: 0.472		C FF 94 B FF 95 B FF 94 F CH 89 S FC 91 2-3 ① K			F FC 88 F CH 90 S FF 93 0-3 ① K		B FF 94 F FF 94 T FC 89 T FC 89 1-2 ① K		S FF 98 B FF 98 F FF 96 B FF 99 S FF 96 2-3 ③ K	4	0	0	0	0	4	0
7 David Murphy, L (1, 9) OBP: 0.317, SLG: 0.376		B CH 90 B FF 94 B FF 94 C SI 95 X FF 95 3-1 ② L9			C FF 94 F FC 89 X FF 94 0-2 ② G4-3		B CU 76 S FF 89 F FF 90 F FS 81 F FS 82 X FS 83 1-2 1B			3	0	1	0	0	0	0
72 Jason Giambi, L (1, 10) OBP: 0.257, SLG: 0.267	X FF 95 0-0 ③ F9				B SI 93 B SI 94 C FF 94 B FF 94 B FF 94 4-1 8 1B BB		C FF 90 D FS 82 C FS 80 S FF 90 1-3 ② K			2	0	0	0	1	1	1
8 Lonnie Chisenhall, L (1, 5) OBP: 0.340, SLG: 0.426			B FF 93 T CH 85 B FF 94 X FF 94 2-1 ① G6-3		F CH 87 X CH 89 0-1 1-2 1B		C CU 75 F FS 80 X FF 89 0-2 ③ F7			3	0	1	0	0	0	1
4 Mike Aviles, R (1, 4) OBP: 0.273, SLG: 0.343			B FF 95 X FF 93 1-0 ② F7		C FF 94 S FC 89 C FC 88 0-3 ③ K			B FF 93 S FF 93 B FF 92 X SL 86 2-1 ① F8		3	0	0	0	0	1	2
Inning Stats	R: 0 H: 1 E: 0 LOB: 1 K: 1 BB: 0 S: 10 P: 14	R: 0 H: 0 E: 0 LOB: 0 K: 1 BB: 0 S: 6 P: 11	R: 0 H: 0 E: 0 LOB: 0 K: 1 BB: 0 S: 6 P: 9	R: 0 H: 1 E: 0 LOB: 0 K: 0 BB: 0 S: 6 P: 10	R: 0 H: 1 E: 0 LOB: 2 K: 2 BB: 1 S: 12 P: 16	R: 0 H: 1 E: 0 LOB: 1 K: 0 BB: 0 S: 8 P: 15	R: 0 H: 1 E: 0 LOB: 1 K: 2 BB: 0 S: 14 P: 17	R: 0 H: 0 E: 0 LOB: 0 K: 1 BB: 0 S: 8 P: 12	R: 0 H: 0 E: 0 LOB: 0 K: 3 BB: 0 S: 9 P: 14	1B: 5 SF: 0 2B: 0 SAC: 0 3B: 0 DP: 1 HR: 0 HBP: 0						

BOTTOM

Tampa Bay Rays @ Cleveland Indians

Progressive Field, Cleveland, OH

Sat Sep 27 2014, 6:08 PM - 9:01 PM EDT

Att. 33,025 - Partly Cloudy - 68 F

livebaseballscorecards.com

AB	31
R	0
H	5
RBI	0
BB	1
SO	11
LOB	9

PITCHER		IP	WLS	BF	H	R	ER	SO	BB	IBB	HBP	BLK	WP	HR	S	P	ERA	WHIP
37 Alex Colomé, R ERA: 2.66	(1, 1)	6.1	W	23	4	0	0	6	1	0	0	0	0	0	51	79	0.00	0.789
62 Joel Peralta, R ERA: 4.41	(7, 1)	0.2	H	3	1	0	0	1	0	0	0	0	0	0	11	13	0.00	1.500
50 Grant Balfour, R ERA: 4.91	(8, 1)	1.0	H	3	0	0	0	1	0	0	0	0	0	0	8	12	0.00	0.000
57 Jake McGee, L ERA: 1.89	(9, 1)	1.0	S	3	0	0	0	3	0	0	0	0	0	0	9	14	0.00	0.000

PITCHER	IP	WLS	BF	H	R	ER	SO	BB	IBB	HBP	BLK	WP	HR	S	P	ERA	WHIP

Batter	1	2	3	4	5	6	7	8	9	AB	R	H	RBI	BB	SO	LOB
5 Brandon Guyer, R (1, 7) OBP: 0.334, SLG: 0.367	X SI 87 0-0 ① G4-3		C CH 78 B SI 87 F CU 76 H SL 82 2-2 9 G1-4-3 HBP			B SI 91 X SI 91 1-0 9 WP 3 SF9 2B		X FF 96 0-0 ② G5-3		3	1	1	0	0	0	0
9 Wil Myers, R (1, 9) OBP: 0.294, SLG: 0.320	C SI 89 X CH 80 0-1 11 S 1B		B SI 88 C SI 89 X CH 80 1-1 ① ② G1-4-3 1-2f			F SI 91 C SI 92 B CU 84 S CU 83 1-3 ① K 2-3		C FF 97 C SL 83 S FF 97 0-3 ③ K		4	0	1	0	0	2	2
3 Evan Longoria, R (1, 5) OBP: 0.320, SLG: 0.404	X SI 88 0-0 ② F8		C SI 91 B SI 89 X SL 84 1-1 ③ G6-3			X CU 82 0-0 ② SF9 3-H			X FF 95 0-0 21 DI 1B	3	0	1	1	0	0	1
11 Logan Forsythe, R (1, 4) OBP: 0.287, SLG: 0.329	F SI 89 F SI 88 1 SAFE B SL 81 B SL 81 X SL 82 2-2 ③ G5-3 1-2			C CH 79 X SI 88 0-1 ① L5		B SI 92 B SI 92 B SI 91 C SI 91 B SI 92 4-1 BB			C SI 95 S FF 96 B FF 96 F SL 82 S FF 96 1-3 ① K	3	0	0	0	1	1	2
1 Sean Rodríguez, R (1, 3) OBP: 0.258, SLG: 0.443		X SI 87 0-0 HR		S CU 76 S SL 84 X SL 82 0-2 21 CS 1B		F SI 92 C SI 92 S CU 84 0-3 ③ K			X FF 95 0-0 ② F9	4	1	2	1	0	1	2
21 James Loney, L (1, 10) OBP: 0.336, SLG: 0.380		C SI 90 B SL 83 F SI 88 X SL 84 1-2 2 G6-4-3 1B		B SI 89 1 SAFE C SI 88 B SL 85 X SI 89 2-1 ② ③ G3-1 1-2			C FF 89 F FF 90 S SL 79 0-3 ① K		B FF 97 B FF 96 S FF 96 T FF 97 B FF 97 F FF 97 X FF 97 3-2 ③ G3-1 1-2	4	0	1	0	0	1	2
2 Nick Franklin, S (1, 6) OBP: 0.222, SLG: 0.247		X SI 88 0-0 ① ② G6-4-3 1-2f			B CH 80 C SI 88 S CU 76 S SL 82 1-3 ① K		F FF 91 S SL 80 B SL 78 X SL 80 1-2 ② G6-3			3	0	0	0	0	1	1
28 José Molina, R (1, 2) OBP: 0.230, SLG: 0.187		B SI 89 X SI 88 1-0 1B			X SI 89 0-0 ② G5-3		B FF 90 F FF 89 S SL 79 S SL 80 1-3 ③ K			3	0	1	0	0	1	0
39 Kevin Kiermaier, L (1, 8) OBP: 0.315, SLG: 0.450		B SL 84 X SI 89 1-0 ③ G3			C CU 75 F SI 91 B SI 92 B SL 84 B SL 84 S SL 84 3-3 ③ K			F FF 94 B CU 80 X SL 83 1-1 ① F7		3	0	0	0	0	1	1
Inning Stats	R: 0 E: 0 K: 0 S: 7 H: 1 LOB: 1 BB: 0 P: 9	R: 1 E: 0 K: 0 S: 7 H: 3 LOB: 1 BB: 0 P: 10	R: 0 E: 0 K: 0 S: 6 H: 0 LOB: 0 BB: 0 P: 10	R: 0 E: 0 K: 0 S: 7 H: 1 LOB: 0 BB: 0 P: 9	R: 0 E: 0 K: 2 S: 7 H: 0 LOB: 0 BB: 0 P: 11	R: 1 E: 0 K: 2 S: 9 H: 1 LOB: 1 BB: 1 P: 15	R: 0 E: 0 K: 2 S: 9 H: 0 LOB: 0 BB: 0 P: 11	R: 0 E: 0 K: 1 S: 6 H: 0 LOB: 0 BB: 0 P: 7	R: 0 E: 0 K: 1 S: 10 H: 1 LOB: 1 BB: 0 P: 14	1B: 5 2B: 1 3B: 0 HR: 1 SF: 1 SAC: 0 DP: 2 HBP: 1						

PITCHER		IP	WLS	BF	H	R	ER	SO	BB	IBB	HBP	BLK	WP	HR	S	P	ERA	WHIP
58 TJ House, L ERA: 3.35	(1, 1)	5.0	W	18	5	1	1	2	0	0	1	0	0	1	34	49	1.80	1.000
20 C.C. Lee, R ERA: 4.5	(6, 1)	1.0	H	5	1	1	1	2	1	0	0	0	1	0	9	15	9.00	2.000
57 Kyle Crockett, L ERA: 1.8	(7, 1)	1.0	H	3	0	0	0	2	0	0	0	0	0	0	9	11	0.00	0.000
34 Zach McAllister, R ERA: 5.23	(8, 1)	2.0		7	1	0	0	2	0	0	0	0	0	0	16	21	0.00	0.500

PITCHER	IP	WLS	BF	H	R	ER	SO	BB	IBB	HBP	BLK	WP	HR	S	P	ERA	WHIP

TOP

Tampa Bay Rays @ Cleveland Indians

Progressive Field, Cleveland, OH

Sun Sep 28 2014, 1:06 PM - 3:34 PM EDT

Att. 21,400 - Cloudy - 68 F

livebaseballscorecards.com

AB	30
R	2
H	7
RBI	2
BB	1
SO	8
LOB	11

WP: 1 PA: 33
PB: 0
SB: 1
CS: 1

Tampa Bay Rays @ Cleveland Indians

Progressive Field, Cleveland, OH

Sun Sep 28 2014, 1:06 PM - 3:34 PM EDT

Att. 21,400 - Cloudy - 68 F

livebaseballscorecards.com

BOTTOM

Batter	1	2	3	4	5	6	7	8	9	AB	R	H	RBI	BB	SO	LOB
39 JB Shuck, L (1, 7) OBP: 0.168, SLG: 0.209	B FF 90 F FF 91 B CH 85 X FF 92 2-1 ① G4-3	B FF 92 X CH 87 1-0 ②③ G1-6-3 1-2f			B CH 87 X CH 87 1-0 ① G4-3 2-3		X FF 88 0-0 11 E, 11 1B, 41 1B 1B	B FF 89 C SL 77 X FF 89 1-1 ② L7		5	1	1	0	0	0	3
11 José Ramírez, S (1, 6) OBP: 0.300, SLG: 0.346	C FF 91 B CH 87 T CH 87 B FF 91 B CH 86 X CH 86 3-2 8 G3 2B		C FF 91 B KC 80 X CH 86 1-1 ① G6-3		D CH 88 X CH 86 1-0 ② SF7 3-H		C SI 89 F FC 84 F FF 89 X FF 90 0-2 E6, 8 S, 41 1B 1-3 1B	C CH 80 S CH 80 F FF 90 X CH 80 0-2 1B		4	1	3	1	0	0	0
8 Lonnie Chisenhall, L (1, 5) OBP: 0.343, SLG: 0.427	X CH 86 0-0 ② G3 2-3		C KC 79 B KC 78 B CH 86 X CH 87 2-1 1B		C KC 80 X CH 88 0-1 41 S 1B		C FF 89 1 SAFE B FC 86 B FC 84 B SI 89 S FF 89 B FF 89 4-2 41 1B, 36 E 1-2 BB	1 SAFE C SL 76 C FF 90 F FF 90 X FF 89 0-2 ③ L7		4	1	2	0	1	0	2
41 Carlos Santana, S (1, 10) OBP: 0.365, SLG: 0.427	C FF 92 X CH 87 0-1 ③ F8		D KC 80 1 SAFE F CH 87 B CH 87 F CH 87 C FF 92 2-3 ② K		B KC 80 B CH 87 C FF 91 X CH 88 2-1 ③ G4-3 1-2		C SI 89 C FF 90 B SI 89 X SI 90 1-2 36 E 1-3 2-H 3-H 1B			4	0	1	2	0	1	3
7 David Murphy, L (1, 9) OBP: 0.319, SLG: 0.385		C CH 86 F FF 91 X FF 92 0-2 HR	C FF 91 X FF 91 0-1 ③ G6-3			C KC 79 X KC 79 0-1 6 2B 1B	B FC 85 C FF 88 F FF 89 B CU 74 T FF 89 2-2 ① K			4	2	2	1	0	1	3
36 Jesús Aguilar, R (1, 3) OBP: 0.211, SLG: 0.121		B FF 92 F CH 87 B FF 92 T CH 86 F CH 86 C FF 92 2-3 ① K		B KC 80 F CH 86 F FF 92 F FF 92 S CH 85 1-3 ① K		1 SAFE F FF 91 B CH 86 S CH 88 F FF 92 1 SAFE X FF 92 1-2 ① F8	B SI 90 X SI 90 1-0 E5 1-2 3-H			4	0	0	1	0	2	2
6 Zach Walters, S (1, 4) OBP: 0.241, SLG: 0.441		X CH 86 0-0 HR		C KC 82 B FF 92 F CH 88 F FF 92 X KC 80 1-2 ② L4		S KC 80 F FF 92 1 SAFE X CH 87 0-2 1-H 2B	B FS 82 B SI 92 S SI 91 S FS 81 S FS 80 2-3 ② K			4	1	2	2	0	1	2
55 Roberto Pérez, R (1, 2) OBP: 0.311, SLG: 0.365		C FF 92 S CH 87 B SI 92 F CH 88 X FF 92 1-2 62 1B, 2B		C FF 92 B KC 80 T CH 87 S CH 87 1-3 ③ K		C FF 92 X CH 88 0-1 ② L8	B SI 93 B SL 82 X SI 92 2-0 ③ F8			4	0	1	0	0	1	3
62 Tyler Holt, R (1, 8) OBP: 0.307, SLG: 0.296		S FF 92 F FF 91 D CH 87 X CH 87 1-2 39 G1-6-3 2-3 1B			X FF 91 0-0 39 G4-3, 11 SF7 2B	S KC 80 C FF 92 B CH 87 F CH 88 F CH 88 S KC 82 1-3 ③ K		B FF 89 B CH 80 B FF 88 C FF 87 F FF 88 F FF 90 X FF 90 3-2 ① F9		4	1	2	0	0	1	1
Inning Stats	R: 0 E: 0 K: 0 S: 8 H: 1 LOB: 1 BB: 0 P: 13	R: 2 E: 0 K: 1 S: 16 H: 4 LOB: 1 BB: 0 P: 21	R: 0 E: 0 K: 1 S: 9 H: 1 LOB: 1 BB: 0 P: 14	R: 0 E: 0 K: 2 S: 11 H: 0 LOB: 0 BB: 0 P: 14	R: 1 E: 0 K: 0 S: 7 H: 2 LOB: 1 BB: 0 P: 11	R: 1 E: 0 K: 1 S: 16 H: 2 LOB: 1 BB: 0 P: 18	R: 3 E: 2 K: 2 S: 18 H: 3 LOB: 2 BB: 1 P: 30	R: 0 E: 0 K: 0 S: 14 H: 1 LOB: 1 BB: 0 P: 18		1B: 8 2B: 4 3B: 0 HR: 2 SF: 1 SAC: 0 DP: 1 HBP: 0						

	AB	37
	R	7
	H	14
	RBI	7
	BB	1
	SO	7
	LOB	19

WP: 0 PB: 0 SB: 2 CS: 0 PA: 39

PITCHER		IP	WLS	BF	H	R	ER	SO	BB	IBB	HBP	BLK	WP	HR	S	P	ERA	WHIP
53 Alex Cobb, R ERA: 2.87	(1, 1)	6.0	L	27	10	4	4	5	0	0	0	0	0	2	67	91	6.00	1.667
38 Jeff Beliveau, L ERA: 2.63	(7, 1)	0.1		5	3	3	3	1	1	0	0	0	0	0	13	20	81.00	12.000
47 Brandon Gomes, R ERA: 3.71	(7, 1)	0.2		3	0	0	0	1	0	0	0	0	0	0	5	10	0.00	0.000
34 C.J. Riefenhauser, L ERA: 8.44	(8, 1)	1.0		4	1	0	0	0	0	0	0	0	0	0	14	18	0.00	1.000

PITCHER	IP	WLS	BF	H	R	ER	SO	BB	IBB	HBP	BLK	WP	HR	S	P	ERA	WHIP