Cleveland Indians - 2015

Cleveland Indians @ Cincinnati Reds

Goodyear Ballpark, Goodyear, AZ

Tue Mar 03 2015, 5:59 PM - 6:02 PM EST

Att. 4,056 - Sunny - 63 F

TOP

livebaseballscorecards.com

Batter	1	2	3	4	5	6	7	8	9	AB	R	H	RBI	BB	SO	LOB
11 José Ramírez, S (1, 6) OBP: 0.333, SLG: 0.333	S S S 0-3 ① K		S S S 0-3 ① K		x 0-0 1-2 1B		x 0-0 ③ G4-3		x 0-0 ③ L9	3	0	1	0	0	2	0
76 Ryan Rohlinger, R (5, 6)										2	0	0	0	0	0	2
10 Yan Gomes, R (1, 2)	S S S 0-3 ② K		x 0-0 ② P6		S S S 0-3 ① K			x 0-0 ① G3		2	0	0	0	0	1	0
12 Brett Hayes, R (4, 2)										1	0	0	0	0	1	2
81 Tony Wolters, L (6, 2)										1	0	0	0	0	0	0
8 Lonnie Chisenhall, L (1, 5)	B B B B 4-0 BB		x 0-0 ③ G3-1		C C C 0-3 ② K			x 0-0 ② G4-3		2	0	0	0	1	1	2
1 Michael Martinez, S (5, 5)										1	0	0	0	0	0	0
41 Carlos Santana, S (1, 3)	x 0-0 ③ F8			x 0-0 ① G3	S S S 0-3 ③ K			B B B B 4-0 BB		3	0	0	0	0	1	3
61 Jerry Sands, R (6, 3)										0	0	0	0	1	0	0
7 David Murphy, L (1, 9)		x 0-0 ① G3		x 0-0 ② G4-3		x 0-0 ① G5-3		x 0-0 ③ G4-3		2	0	0	0	0	0	0
75 Carlos Moncrief, L (5, 9)										2	0	0	0	0	0	1
4 Mike Aviles, R (1, 4) OBP: 0.500, SLG: 0.500		x 0-0 ② L8		x 0-0 62 BB 1B		S S S 0-3 ② K			x 0-0 ① P4	2	0	1	0	0	0	0
79 Audy Ciriaco, R (5, 4)										2	0	0	0	0	1	0
62 Tyler Holt, R (1, 10)		B B B B 4-0 68 E BB		B B B B 4-0 1-2 BB		x 0-0 ③ G4-3			x 0-0 ② G4-3	0	0	0	0	2	0	0
73 Gio Urshela, R (6, PH) (6, 10)										2	0	0	0	0	0	0
68 James Ramsey, L (1, 7)		x 0-0 1-2 FC6		S S S 0-3 ③ K			x 0-0 ① G3-1		x 0-0 84 BB 1B	2	0	0	0	0	1	3
77 Destin Hood, R (5, 7) OBP: 0.500, SLG: 0.500										2	0	1	0	0	0	0
72 Tyler Naquin, L (1, 8) OBP: 0.500, SLG: 0.500		S S S 0-3 ③ K			x 0-0 11 1B 1B		x 0-0 ② G3		B B B B 4-0 1-2 BB	2	0	1	0	0	1	2
84 Jordan Smith, L (5, 8)										1	0	0	0	1	0	0

	AB	32
	R	0
	H	4
	RBI	0
	BB	5
	SO	9
	LOB	15

Inning Stats										
	R: 0 E: 0 K: 2 S: 7	H: 0 LOB: 1 BB: 1 P: 11	R: 0 E: 1 K: 1 S: 6	H: 0 LOB: 2 BB: 1 P: 10	R: 0 E: 0 K: 1 S: 5	H: 0 LOB: 0 BB: 0 P: 5	R: 0 E: 0 K: 1 S: 6	H: 1 LOB: 2 BB: 1 P: 10	R: 0 E: 0 K: 3 S: 11	H: 2 LOB: 2 BB: 0 P: 11
	R: 0 E: 0 K: 1 S: 5	H: 0 LOB: 0 BB: 0 P: 5	R: 0 E: 0 K: 0 S: 3	H: 0 LOB: 0 BB: 0 P: 3	R: 0 E: 0 K: 0 S: 3	H: 0 LOB: 1 BB: 1 P: 7	R: 0 E: 0 K: 0 S: 4	H: 1 LOB: 2 BB: 1 P: 8	1B: 4 2B: 0 3B: 0 HR: 0	SF: 0 SAC: 0 DP: 0 HBP: 0
	WP: 0 PB: 0 SB: 0 CS: 0	PA: 37								

PITCHER		IP	WLS	BF	H	R	ER	SO	BB	IBB	HBP	BLK	WP	HR	S	P	ERA	WHIP
31 Jason Marquis, R ERA:	(1, 1)	2.0	W	9	0	0	0	3	2	0	0	0	0	0	13	21	0.00	1.000
48 Keyvius Sampson, R ERA:	(3, 1)	2.0	H	8	1	0	0	2	1	0	0	0	0	0	11	15	0.00	1.000
60 J.J. Hoover, R ERA:	(5, 1)	1.0		5	2	0	0	3	0	0	0	0	0	0	11	11	0.00	2.000
58 Nate Adcock, R ERA:	(6, 1)	1.0		3	0	0	0	1	0	0	0	0	0	0	5	5	0.00	0.000
62 Pedro Villarreal, R ERA:	(7, 1)	1.0		3	0	0	0	0	0	0	0	0	0	0	3	3	0.00	0.000
64 Daniel Corcino, R ERA:	(8, 1)	1.0		4	0	0	0	0	1	0	0	0	0	0	3	7	0.00	1.000
51 Matt Magill, R ERA:	(9, 1)	1.0		5	1	0	0	0	1	0	0	0	0	0	4	8	0.00	2.000

Cleveland Indians @ Cincinnati Reds

Goodyear Ballpark, Goodyear, AZ

Tue Mar 03 2015, 5:59 PM - 6:02 PM EST

Att. 4,056 - Sunny - 63 F

BOTTOM

Batter	1	2	3	4	5	6	7	8	9	AB	R	H	RBI	BB	SO	LOB
6 Billy Hamilton, S (1, 8) OBP: 0.333, SLG: 0.333	G6-3		G4-3		4 G1-6-3 4 WP 21 SF9 1B	7 WP 1B 2-H		71 SF8-1-5 7 BB 1B 1-2		3	1	1	0	0	0	0
27 Brennan Boesch, L (6, 9) OBP: 1.000, SLG: 1.000										2	0	2	1	0	0	0
4 Brandon Phillips, R (1, 4) OBP: 0.333, SLG: 0.667	39 1B 2B		F8		G1-6-3 1-3	F8 1-2		73 1B BB 1-2 2-3		3	1	1	0	0	0	1
7 Eugenio Suárez, R (6, 6)										1	0	0	0	1	0	1
21 Todd Frazier, R (1, 5) OBP: 0.333, SLG: 1.000	P6			9 1B 2B	SF9 3-H		55 WP 85 SF8 2B	SF8-1-5 2-3 3-H		2	1	1	1	0	0	1
71 Irving Falu, S (6, 4) OBP: 0.500, SLG: 2.000										1	1	1	1	0	0	0
39 Devin Mesoraco, R (1, 2) OBP: 0.667, SLG: 0.500	2-H 1B			9 1B 32 2B BB	F7		F8	33 FC6-4 1-3 1B		2	1	1	1	1	0	0
73 Kyle Skipworth, L (6, 2) OBP: 0.500, SLG: 0.500										2	0	1	0	0	0	1
9 Marlon Byrd, R (1, 7)	K			32 2B 2 G5-3 1-2 2-H 1B		G6-3	17 BB 2-3 BB	FC6-4 1-2f		2	1	1	1	0	1	1
55 Skip Schumaker, L (6, 8)										1	0	0	0	1	0	0
33 Yorman Rodriguez, R (8, PH) (9, 8)										1	0	0	0	0	0	2
32 Jay Bruce, L (1, 9) OBP: 0.500, SLG: 1.000		K		2 G5-3 1-3 2-H 2B		F9	4-0 1-2 BB			2	0	1	1	0	1	0
17 Kristopher Negrón, R (6, 5)										1	0	0	0	1	0	0
67 Iván De Jesús Jr., R (9, 5)										0	0	0	0	0	0	0
2 Zack Cozart, R (1, 6) OBP: 0.500, SLG: 0.500		66 CS 1B		G5-3 2-3 3-H		75 E 1B	SF8 3-H			2	0	1	1	0	0	1
85 Jesse Winker, L (6, 7) OBP: 0.500, SLG: 1.000										1	1	1	1	0	0	0
23 Donald Lutz, L (1, 10)		K		F9		E9 89 2B 1-H 2B	K			2	0	0	0	0	1	2
75 Kyle Waldrop, L (6, PH) OBP: 0.500, SLG: 1.000 (7, 10)										2	1	1	1	0	1	2
66 Josh Satin, R (1, 3)	CS 1-2	K		G5-3		27 1B 3-H 2B		7 BB 27 1B 71 SF8-1-5 1B		2	0	0	0	0	1	1
89 Chris Dominguez, R (6, 3) OBP: 1.000, SLG: 1.500										2	2	2	1	0	0	0
Inning Stats	R: 1 E: 0 K: 1 S: 7 H: 2 LOB: 1 BB: 0 P: 7	R: 0 E: 0 K: 2 S: 7 H: 1 LOB: 0 BB: 0 P: 8	R: 0 E: 0 K: 1 S: 5 H: 0 LOB: 0 BB: 0 P: 5	R: 3 E: 0 K: 0 S: 6 H: 3 LOB: 1 BB: 1 P: 10	R: 1 E: 0 K: 0 S: 4 H: 1 LOB: 0 BB: 0 P: 5	R: 3 E: 1 K: 0 S: 7 H: 4 LOB: 1 BB: 0 P: 8	R: 1 E: 0 K: 1 S: 6 H: 1 LOB: 2 BB: 2 P: 14	R: 1 E: 0 K: 0 S: 5 H: 3 LOB: 2 BB: 1 P: 9		1B: 9 2B: 7 3B: 0 HR: 0	SF: 3 SAC: 0 DP: 1 HBP: 0			WP: 3 PB: 0 SB: 0 CS: 1	PA: 42		

livebaseballscorecards.com

AB	34
R	10
H	15
RBI	10
BB	4
SO	5
LOB	13

PITCHER		IP	WLS	BF	H	R	ER	SO	BB	IBB	HBP	BLK	WP	HR	S	P	ERA	WHIP
34 Zach McAllister, R ERA: 4.5	(1, 1)	2.0	L	8	3	1	1	3	0	0	0	0	0	0	14	15	4.50	1.500
50 Nick Hagadone, L ERA:	(3, 1)	1.0		3	0	0	0	1	0	0	0	0	0	0	5	5	0.00	0.000
74 Charles Brewer, R ERA: 18.0	(4, 1)	2.0		11	4	4	4	0	1	0	0	0	1	0	10	15	18.00	2.500
56 Bryan Price, R ERA: 27.0	(6, 1)	1.0		7	4	3	3	0	0	0	0	0	1	0	7	8	27.00	4.000
83 Dustin Molleken, R ERA: 9.0	(7, 1)	1.0		6	1	1	1	1	2	0	0	0	1	0	6	14	9.00	3.000

PITCHER		IP	WLS	BF	H	R	ER	SO	BB	IBB	HBP	BLK	WP	HR	S	P	ERA	WHIP
65 Michael Roth, L ERA: 9.0	(8, 1)	1.0		6	3	1	1	0	1	0	0	0	0	0	5	9	9.00	4.000

Batter	1	2	3	4	5	6	7	8	9	AB	R	H	RBI	BB	SO	LOB
6 Billy Hamilton, S (1, 8) OBP: 0.333, SLG: 0.833 80 Chad Wallach, R (6, 2)	B B C X 2-1 HR		X 0-0 ① B3-4		X 0-0 ③ F9			B B B B 4-0 1-2 BB		3 1 1 1 0 0 1 0 0 0 0 1 0 0						
55 Skip Schumaker, L (1, 7) OBP: 0.500, SLG: 0.667 30 Jason Bourgeois, R (6, PH) (6, 7)	X 0-0 21 F8 89 2B 2B		X 0-0 ② G6-3			X 0-0 ① L8		X 0-0 ② P3		2 1 1 0 0 0 0 2 0 0 0 0 0 2						
21 Todd Frazier, R (1, 5) OBP: 0.200, SLG: 0.500 75 Kyle Waldrop, L (6, PH) OBP: 0.250, SLG: 0.500 (6, 3)	X 0-0 ① F8 2-3		X 0-0 ③ F8			S S S 0-3 ② K		S S S 0-3 ③ K23		2 0 0 0 0 0 1 2 0 0 0 0 2 2						
89 Chris Dominguez, R (1, 3) OBP: 0.750, SLG: 1.250 33 Yorman Rodriguez, R (6, PH) (6, 8)	X 0-0 3-H 2B			S S S 0-3 ① K		C C C 0-3 ③ K			S S S 0-3 ① K	2 0 1 1 0 1 0 2 0 0 0 0 2 0						
27 Brennan Boesch, L (1, 9) OBP: 0.500, SLG: 0.500 86 Felix Perez, L (6, 9)	X 0-0 ② P4			X 0-0 ② G4-3			X 0-0 ① L7		X 0-0 ② G6-3	2 0 0 0 0 0 1 2 0 0 0 0 0 0						
29 Brayan Peña, S (1, 10) 77 Ramón Cabrera, S (7, PH) (7, 10)	S S S 0-3 ③ K			S S S 0-3 ③ K			B B B B 4-0 67 G6-4-3 BB		S S S 0-3 ③ K	2 0 0 0 0 2 1 1 0 0 0 1 1 0						
2 Zack Cozart, R (1, 6) OBP: 0.250, SLG: 0.250 67 Iván De Jesús Jr., R (6, 4)		X 0-0 ① G1-3			X 0-0 ① F9		X 0-0 ② ③ G6-4-3 1-2f			2 0 0 0 0 0 0 1 0 0 0 0 0 1						
17 Kristopher Negrón, R (1, 4) 71 Irving Falu, S (6, 6) OBP: 0.667, SLG: 1.500		X 0-0 ② L6			X 0-0 ② F9		X 0-0 80 WP 1B			2 0 0 0 0 0 0 1 0 1 0 0 0 0						
16 Tucker Barnhart, L (1, 2) 68 Neftali Soto, R (6, 5)		X 0-0 ③ F9			H 1-0 HBP		X 0-0 ① F8			1 0 0 0 0 0 0 1 0 0 0 0 0 1						
Inning Stats	R: 2 H: 3 E: 0 LOB: 1 K: 1 BB: 0 S: 9 P: 11	R: 0 H: 0 E: 0 LOB: 0 K: 0 BB: 0 S: 3 P: 3	R: 0 H: 0 E: 0 LOB: 0 K: 0 BB: 0 S: 3 P: 3	R: 0 H: 0 E: 0 LOB: 0 K: 2 BB: 0 S: 7 P: 7	R: 0 H: 0 E: 0 LOB: 1 K: 0 BB: 0 S: 3 P: 4	R: 0 H: 0 E: 0 LOB: 0 K: 2 BB: 0 S: 7 P: 7	R: 0 H: 0 E: 0 LOB: 0 K: 0 BB: 1 S: 2 P: 6	R: 0 H: 1 E: 0 LOB: 2 K: 1 BB: 1 S: 6 P: 10	R: 0 H: 0 E: 0 LOB: 0 K: 2 BB: 0 S: 7 P: 7	1B: 1 SF: 0 2B: 2 SAC: 0 3B: 0 DP: 1 HR: 1 HBP: 1						

PITCHER		IP	WLS	BF	H	R	ER	SO	BB	IBB	HBP	BLK	WP	HR	S	P	ERA	WHIP
43 Josh Tomlin, R ERA: 9.0	(1, 1)	2.0		9	3	2	2	1	0	0	0	0	0	1	12	14	9.00	1.500
58 TJ House, L ERA:	(3, 1)	2.0		6	0	0	0	2	0	0	0	0	0	0	10	10	0.00	0.000
20 C.C. Lee, R ERA:	(5, 1)	1.0		4	0	0	0	0	0	0	1	0	0	0	3	4	0.00	0.000
66 Nick Maronde, L ERA:	(6, 1)	2.0		6	0	0	0	2	1	0	0	0	0	0	9	13	0.00	0.500
53 Jeff Manship, R ERA:	(8, 1)	1.0	W	5	1	0	0	1	1	0	0	0	1	0	6	10	0.00	2.000

PITCHER		IP	WLS	BF	H	R	ER	SO	BB	IBB	HBP	BLK	WP	HR	S	P	ERA	WHIP
80 Will Roberts, R ERA:	(9, 1)	1.0	S	3	0	0	0	2	0	0	0	0	0	0	7	7	0.00	0.000

TOP

Cincinnati Reds @ Cleveland Indians

Goodyear Ballpark, Goodyear, AZ

Wed Mar 04 2015, 5:33 PM - 5:36 PM EST

Att. 2,919 - Sunny - 63 F

livebaseballscorecards.com

AB	30
R	2
H	4
RBI	2
BB	2
SO	8
LOB	10

1B: 1 SF: 0
2B: 2 SAC: 0
3B: 0 DP: 1
HR: 1 HBP: 1

WP: 1 PA: 33
PB: 0
SB: 0
CS: 0

BOTTOM

Cincinnati Reds @ Cleveland Indians

Goodyear Ballpark, Goodyear, AZ

Wed Mar 04 2015, 5:33 PM - 5:36 PM EST

Att. 2,919 - Sunny - 63 F

livebaseballscorecards.com

Batter	1	2	3	4	5	6	7	8	9	AB	R	H	RBI	BB	SO	LOB
24 Michael Bourn, L (1, 8)	F9		F7		L3		G5-3	1 WP; BB		3	0	0	0	0	0	0
68 James Ramsey, L (6, 8)										1	0	0	0	1	0	0
67 Francisco Lindor, S (1, 6) OBP: 0.667, SLG: 0.667	1B		6 F9; 9 1B		K		84 G4-3; 1B	F7		3	0	2	0	0	1	0
1 Michael Martinez, S (7, 6) OBP: 0.333, SLG: 0.333										2	0	1	0	0	0	2
9 Ryan Raburn, R (1, 9) OBP: 0.333, SLG: 0.333	K		36 FC5-4; 1B			G4-3	G4-3			3	0	1	0	0	1	1
84 Jordan Smith, L (7, 9)										1	0	0	0	0	0	1
6 Zach Walters, S (1, 5)	K		F9			K	P4			3	0	0	0	0	2	3
73 Gio Urshela, R (7, 5)										1	0	0	0	0	0	1
36 Jesús Aguilar, R (1, 3) OBP: 0.333, SLG: 0.333		G6-3	FC5-4			75 1B; 62 1B; 1B		F7		3	0	1	0	0	0	2
79 Audy Ciriaco, R (6, PR)										1	1	0	0	0	0	0
(7, 3)																
75 Carlos Moncrief, L (1, 10) OBP: 0.667, SLG: 0.833		62 E; 55 SF9; 2B		62 G3-6; 1B		54 BB; 62 1B; 1B		77 WP; 76 E; 1B		4	2	4	0	0	0	0
62 Tyler Holt, R (1, 7) OBP: 0.600, SLG: 0.333		E3		G3-6		54 BB; 1B				3	0	1	1	0	0	2
77 Destin Hood, R (7, 7) OBP: 0.333, SLG: 0.333								K		1	0	0	0	0	1	1
55 Roberto Pérez, R (1, 2)		SF9		K		78 FC6-4; BB		76 E; 1 WP; BB		0	0	0	1	0	0	0
54 Adam Moore, R (4, 2)										1	0	0	0	1	1	0
86 Jake Lowery, L (7, 2)										0	1	0	0	1	0	0
78 Erik González, R (1, 4)		G4-3			F7	FC6-4		E5		3	0	0	0	0	0	4
76 Ryan Rohlinger, R (7, 4)										1	0	0	0	0	0	1
Inning Stats	R: 0 E: 0 K: 2 S: 8 H: 1 LOB: 1 BB: 0 P: 8	R: 1 E: 1 K: 0 S: 5 H: 1 LOB: 1 BB: 0 P: 5	R: 0 E: 0 K: 0 S: 5 H: 2 LOB: 2 BB: 0 P: 5	R: 0 E: 0 K: 1 S: 5 H: 1 LOB: 0 BB: 0 P: 5	R: 0 E: 0 K: 1 S: 5 H: 0 LOB: 0 BB: 0 P: 5	R: 1 E: 0 K: 1 S: 8 H: 3 LOB: 3 BB: 1 P: 12	R: 0 E: 0 K: 0 S: 4 H: 1 LOB: 1 BB: 0 P: 4	R: 2 E: 1 K: 1 S: 7 H: 1 LOB: 2 BB: 2 P: 17		1B: 9 2B: 1 3B: 0 HR: 0	SF: 1 SAC: 0 DP: 1 HBP: 0					

	AB	34
	R	4
	H	10
	RBI	2
	BB	3
	SO	6
	LOB	18

WP: 2 PB: 0 SB: 0 CS: 0 PA: 38

PITCHER		IP	WLS	BF	H	R	ER	SO	BB	IBB	HBP	BLK	WP	HR	S	P	ERA	WHIP
28 Anthony DeSclafani, R	(1, 1)	2.0		9	2	1	0	2	0	0	0	0	0	0	13	13	0.00	1.000
ERA:																		
37 Kevin Gregg, R	(3, 1)	1.0	H	5	2	0	0	0	0	0	0	0	0	0	5	5	0.00	2.000
ERA:																		
63 Sam LeCure, R	(4, 1)	1.0	H	3	1	0	0	1	0	0	0	0	0	0	5	5	0.00	1.000
ERA:																		
36 David Holmberg, L	(5, 1)	2.0	B	10	3	1	1	2	1	0	0	0	0	0	13	17	4.50	2.000
ERA: 4.5																		
70 Jumbo Díaz, R	(7, 1)	1.0		4	1	0	0	0	0	0	0	0	0	0	4	4	0.00	1.000
ERA:																		

PITCHER		IP	WLS	BF	H	R	ER	SO	BB	IBB	HBP	BLK	WP	HR	S	P	ERA	WHIP
26 Raisel Iglesias, R	(8, 1)	1.0	L	7	1	2	0	1	2	0	0	0	2	0	7	17	0.00	3.000
ERA:																		

Batter	1	2	3	4	5	6	7	8	9	AB	R	H	RBI	BB	SO	LOB
11 José Ramírez, S (1, 6) OBP: 0.333, SLG: 0.333	F8		K		10 HR 2-H 3-H 1B	G5-4-3 1-2f		G3-1	K	3	1	1	2	0	1	1
67 Francisco Lindor, S (5, 6) OBP: 0.400, SLG: 0.400										2	0	0	0	0	0	1
9 Yu Chang, R (8, 6)										1	0	0	0	0	1	3
10 Yan Gomes, R (1, 2) OBP: 0.200, SLG: 0.800	G5-3		K		1-H HR		68 E 24 E BB	68 BB 1B		3	1	1	2	0	1	1
12 Brett Hayes, R (6, 2) OBP: 0.667, SLG: 0.500										1	1	1	0	1	0	0
23 Michael Brantley, L (1, 7)	G3			F9	G4-3		FC6 24 E 29 2B 1-2			3	0	0	0	0	0	0
68 James Ramsey, L (5, 7)										1	1	0	0	1	0	1
29 Ollie Linton, L (8, PR) (8, 7)										0	0	0	0	0	0	0
41 Carlos Santana, S (1, 3)		K		G5-3	8 1B BB		L6 1-2 2-H	K		2	0	0	0	1	1	0
24 Nellie Rodriguez, R (5, 3)										2	0	0	0	0	1	3
8 Lonnie Chisenhall, L (1, 5) OBP: 0.333, SLG: 0.200		K	K		1-2 1B		28 3B 2-H 2B		K	3	0	1	0	0	2	0
29 Taylor Murphy, L (5, 5) OBP: 0.500, SLG: 1.000										2	1	1	1	0	1	0
7 David Murphy, L (1, 9) OBP: 0.400, SLG: 0.400		4 BLK 1B			61 1B 4 E 1 G3-1 1B F8				G1-3	3	1	2	0	0	0	2
72 Tyler Naquin, L (5, 9) OBP: 0.250, SLG: 0.250										2	0	0	0	0	1	1
4 Mike Aviles, R (1, 8) OBP: 0.250, SLG: 0.250		G6-3 1-2			FC6 1 G3-1 61 1B 11 1B 1-2	61 1B 61 WP 29 SF7 BB			29 1B 44 1B HBP	2	1	0	0	0	0	2
28 Bradley Zimmer, L (5, 8) OBP: 1.000, SLG: 3.000										1	1	1	1	1	0	0
61 Jerry Sands, R (1, 10) OBP: 1.000, SLG: 1.000			BB		1 G3-1 11 1B 1-2 2-3 1B	67 G5-4-3 1-3 1B	G4-3		29 1B 1-2 1B	2	1	2	0	1	0	0
44 Bobby Bradley, L (6, PR) OBP: 0.500, SLG: 0.500										2	0	1	0	0	0	1
(6, 10)																
1 Michael Martinez, S (1, 4) OBP: 0.200, SLG: 0.200			K		G3-1 1-2 2-3 3-H	SF7 3-H		K	1-2 2-3 1B	2	0	0	1	0	1	3
29 James Roberts, R (5, 4) OBP: 0.333, SLG: 0.500										2	0	1	1	0	1	0
Inning Stats	R: 0 E: 0 K: 0 S: 3 H: 0 LOB: 0 BB: 0 P: 3	R: 0 E: 0 K: 2 S: 8 H: 1 LOB: 1 BB: 0 P: 8	R: 0 E: 0 K: 3 S: 9 H: 0 LOB: 1 BB: 1 P: 13	R: 0 E: 0 K: 1 S: 5 H: 0 LOB: 0 BB: 0 P: 5	R: 5 E: 1 K: 0 S: 10 H: 5 LOB: 2 BB: 1 P: 14	R: 1 E: 0 K: 0 S: 3 H: 1 LOB: 1 BB: 1 P: 8	R: 3 E: 2 K: 1 S: 8 H: 2 LOB: 1 BB: 1 P: 12	R: 0 E: 0 K: 2 S: 8 H: 1 LOB: 2 BB: 1 P: 12	R: 0 E: 0 K: 2 S: 9 H: 2 LOB: 3 BB: 0 P: 10	1B: 9 2B: 1 3B: 1 HR: 1 SF: 1 SAC: 0 DP: 1 HBP: 1						

Cleveland Indians @ Cincinnati Reds

Goodyear Ballpark, Goodyear, AZ

Thu Mar 05 2015, 5:59 PM - 6:02 PM EST

Att. 3,143 - Sunny - 64 F

TOP

livebaseballscorecards.com

AB	39
R	9
H	12
RBI	8
BB	5
SO	11
LOB	19

WP: 1 PB: 0 SB: 0 CS: 0 PA: 46

PITCHER		IP	WLS	BF	H	R	ER	SO	BB	IBB	HBP	BLK	WP	HR	S	P	ERA	WHIP
47 Johnny Cueto, R ERA:	(1, 1)	2.0		7	1	0	0	2	0	0	0	1	0	0	11	11	0.00	0.500
54 Aroldis Chapman, L ERA:	(3, 1)	1.0	H	4	0	0	0	3	1	0	0	0	0	0	9	13	0.00	1.000
43 Manny Parra, L ERA:	(4, 1)	1.0	H	3	0	0	0	1	0	0	0	0	0	0	5	5	0.00	0.000
25 Burke Badenhop, R ERA: 54.0	(5, 1)	0.2	L	9	5	5	4	0	1	0	0	0	0	1	9	13	54.00	9.000
50 Jose Mijares, L ERA: 6.75	(5, 1)	1.1		5	1	1	1	0	1	0	0	0	1	0	4	9	6.75	1.500

PITCHER		IP	WLS	BF	H	R	ER	SO	BB	IBB	HBP	BLK	WP	HR	S	P	ERA	WHIP
40 Dylan Axelrod, R ERA:	(7, 1)	1.0		7	2	3	0	1	1	0	0	0	0	0	8	12	0.00	3.000
79 Michael Lorenzen, R ERA:	(8, 1)	2.0		11	3	0	0	4	1	0	1	0	0	0	17	22	0.00	2.000

BOTTOM

Cleveland Indians @ Cincinnati Reds

Goodyear Ballpark, Goodyear, AZ

Thu Mar 05 2015, 5:59 PM - 6:02 PM EST

Att. 3,143 - Sunny - 64 F

Batter	1	2	3	4	5	6	7	8	9	AB	R	H	RBI	BB	SO	LOB
30 Jason Bourgeois, R (1, 8) OBP: 0.250, SLG: 0.250	G4-3		4 CS 1B			K		79 2B 1B 3-H		2	0	1	0	0	0	0
6 Phillip Ervin, R (6, 8) OBP: 0.500, SLG: 0.500										2	1	1	1	0	1	0
4 Brandon Phillips, R (1, 4) OBP: 0.200, SLG: 0.400	G6-3		G4-3 1-2			K		1-H 2B		2	0	0	0	0	0	1
79 Luis Gonzalez, R (6, 4) OBP: 0.500, SLG: 1.000										2	0	1	1	0	1	0
9 Marlon Byrd, R (1, 7) OBP: 0.500, SLG: 0.500	1B		P4			K		K		2	0	1	0	0	0	0
Jimmy Pickens, L (6, 7)										2	0	0	0	0	2	1
39 Devin Mesoraco, R (1, 2) OBP: 0.400, SLG: 0.250	G5-3			K			P6		F8	2	0	0	0	0	1	1
73 Kyle Skipworth, L (6, 2) OBP: 0.250, SLG: 0.250										2	0	0	0	0	0	0
32 Jay Bruce, L (1, 9) OBP: 0.500, SLG: 0.750		23 G4-3 29 G3 66 E 1B		K			K		16 FC4-6 1B	2	1	1	0	0	1	0
82 Aristides Aquino, R (6, 9) OBP: 0.500, SLG: 0.500										2	0	1	0	0	1	0
29 Brayan Peña, S (1, 10)		G3 1-2		K			G6-3		FC4-6 12 G3 1-2f	2	0	0	0	0	1	1
16 Tucker Barnhart, L (7, PH) (8, 10)										2	0	0	0	0	0	1
23 Donald Lutz, L (1, 3)		G4-3 2-3			F9			K	G3 1-2	2	0	0	0	0	0	1
12 Brian O'Grady, L (6, 3)										2	0	0	0	0	1	1
66 Josh Satin, R (1, 5)		E5 3-H			F9					2	0	0	0	0	0	0
23 Taylor Sparks, R (6, 5) OBP: 1.000, SLG: 2.000								79 G6-3 6 1B 2B		1	1	1	0	0	0	0
7 Eugenio Suárez, R (1, 6)		G5-3			F7			G6-3 2-3		2	0	0	0	0	0	1
79 Calten Daal, R (6, 6)										1	0	0	0	0	0	1

Inning Stats										
	R: 0 E: 0 K: 0 S: 4	H: 1 LOB: 1 BB: 0 P: 4	R: 1 E: 1 K: 0 S: 5	H: 1 LOB: 1 BB: 0 P: 5	R: 0 E: 0 K: 0 S: 3	H: 1 LOB: 0 BB: 0 P: 4	R: 0 E: 0 K: 3 S: 9	H: 0 LOB: 0 BB: 0 P: 9	R: 0 E: 0 K: 0 S: 3	H: 0 LOB: 0 BB: 0 P: 3
	R: 0 E: 0 K: 3 S: 9	H: 0 LOB: 0 BB: 0 P: 9	R: 0 E: 0 K: 1 S: 5	H: 0 LOB: 0 BB: 0 P: 5	R: 2 E: 0 K: 2 S: 10	H: 3 LOB: 1 BB: 0 P: 10	R: 0 E: 0 K: 0 S: 4	H: 1 LOB: 1 BB: 0 P: 4		

	AB	34
	R	3
	H	7
	RBI	2
	BB	0
	SO	9
	LOB	9

	1B: 5	SF: 0	WP: 0	PA: 34
	2B: 2	SAC: 0	PB: 0	
	3B: 0	DP: 0	SB: 0	
	HR: 0	HBP: 0	CS: 1	

livebaseballscorecards.com

PITCHER	IP	WLS	BF	H	R	ER	SO	BB	IBB	HBP	BLK	WP	HR	S	P	ERA	WHIP
47 Trevor Bauer, R (1, 1) ERA:	3.0		12	3	1	0	0	0	0	0	0	0	0	12	13	0.00	1.000
52 Bruce Chen, L (4, 1) ERA:	2.0	W	6	0	0	0	3	0	0	0	0	0	0	12	12	0.00	0.000
51 Anthony Swarzak, R (6, 1) ERA:	1.0		3	0	0	0	3	0	0	0	0	0	0	9	9	0.00	0.000
69 Ryan Merritt, L (7, 1) ERA: 9.0	2.0		9	3	2	2	3	0	0	0	0	0	0	15	15	9.00	1.500
49 Austin Adams, R (9, 1) ERA:	1.0		4	1	0	0	0	0	0	0	0	0	0	4	4	0.00	1.000

PITCHER	IP	WLS	BF	H	R	ER	SO	BB	IBB	HBP	BLK	WP	HR	S	P	ERA	WHIP

Batter	1	2	3	4	5	6	7	8	9	AB	R	H	RBI	BB	SO	LOB
16 Paulo Orlando, R (1, 8) OBP: 0.286, SLG: 0.286	B C C C 1-3 K	X 0-0 G6-3			X 0-0 25 1B 8 1B 13 E 1B 0-0 8 WP 15 1B 1-2 1B		X 0-0 1B		X 0-0 G3-1 2-3	4	2	2	0	0	1	2
34 Rey Fuentes, L (5, 8) OBP: 0.250, SLG: 0.250										2	0	1	0	0	0	1
8 Mike Moustakas, L (1, 5) OBP: 0.286, SLG: 0.167	S S S 0-3 K		X 0-0 G4-3		X 0-0 13 E 25 1B 43 BB 1-2 1B 0-0 15 1B 1-2 2-3 BB		X 0-0 P6		X 0-0 G6-3	3	1	1	0	1	1	0
61 Cheslor Cuthbert, R (5, 5) OBP: 0.143, SLG: 0.167										2	0	0	0	0	0	2
15 Alex Rios, R (1, 9) OBP: 0.714, SLG: 1.857	C C X 0-2 HR		X 0-0 2B		X 0-0 F4 0-0 1-3 2-H 3-H 1B		X 0-0 F8			4	1	3	3	0	0	2
65 Whit Merrifield, R (5, 9) OBP: 0.333, SLG: 0.333										1	0	0	0	0	0	1
25 Kendrys Morales, S (1, 3) OBP: 0.455, SLG: 0.818	X 0-0 G6-3		X 0-0 F7		X 0-0 43 BB 13 E 12 G6-3 1-2 2-3 1B 0-3 K		S S S 0-3 K			4	1	1	0	0	1	3
66 Matt Fields, R (5, 3) OBP: 0.667, SLG: 1.000										1	0	0	0	0	1	1
13 Salvador Perez, R (1, 2)		C C C 0-3 K	X 0-0 G1-3		X 0-0 E5 12 G6-3 43 BB 68 HR 1-2 2-3 3-H	B B B B 4-0 12 3B BB		X 0-0 G5-3		3	1	0	0	0	1	3
19 Erik Kratz, R (5, 2)										1	1	0	0	1	0	0
43 Moisés Sierra, R (1, 7) OBP: 0.500, SLG: 0.600	X 0-0 12 2B 1B			X 0-0 F9	B B B B 4-0 12 G6-3 68 HR 1-2 2-3 3-H BB	X 0-0 F9		S S S 0-3 K		3	2	1	1	1	0	1
45 Lane Adams, R (6, 7)										1	0	0	0	0	1	0
12 Ryan Roberts, R (1, 4) OBP: 0.333, SLG: 0.833	X 0-0 1-H 2B			X 0-0 E5 9 L9-6 68 1B	X 0-0 G6-3 1-2 2-3 3-H	X 0-0 1-H 3B		X 0-0 F9		4	0	2	3	0	0	2
78 Gabriel Noriega, R (6, 4) OBP: 0.667, SLG: 0.500										1	0	0	0	0	0	0
68 Brett Eibner, R (1, 10) OBP: 0.800, SLG: 2.250	S S S 0-3 K			X 0-0 1-2 1B	B B C C X 2-2 2-H 3-H HR	S S S 0-3 K			C C C 0-3 K	3	1	2	3	0	1	1
99 Bubba Starling, R (6, PH) (6, 10)										2	0	0	0	0	2	1
9 Ryan Jackson, R (1, 6) OBP: 0.500, SLG: 0.333	B B B 4-0 BB			X 0-0 L9-6 2-2	X 0-0 8 WP 16 1B 15 1B 1B	X 0-0 G4-3			X 0-0 34 G3-1 2B	3	1	1	0	1	0	3
16 Orlando Calixte, R (6, 6) OBP: 0.250, SLG: 0.500										1	0	1	0	0	0	0
Inning Stats	R: 1 E: 0 K: 2 S: 10 H: 1 LOB: 0 BB: 0 P: 11	R: 1 E: 0 K: 2 S: 9 H: 2 LOB: 2 BB: 1 P: 13	R: 0 E: 0 K: 0 S: 4 H: 1 LOB: 1 BB: 0 P: 4	R: 0 E: 1 K: 0 S: 4 H: 1 LOB: 1 BB: 0 P: 4	R: 8 E: 1 K: 1 S: 15 H: 7 LOB: 2 BB: 2 P: 25	R: 1 E: 0 K: 1 S: 6 H: 1 LOB: 1 BB: 1 P: 10	R: 0 E: 0 K: 1 S: 6 H: 1 LOB: 1 BB: 0 P: 6	R: 0 E: 0 K: 1 S: 5 H: 0 LOB: 0 BB: 0 P: 5	R: 0 E: 0 K: 1 S: 6 H: 1 LOB: 1 BB: 0 P: 6	1B: 9 2B: 4 3B: 1 HR: 2 SF: 0 SAC: 0 DP: 1 HBP: 0						

TOP

Kansas City Royals @ Cleveland Indians

Goodyear Ballpark, Goodyear, AZ

Fri Mar 06 2015, 6:25 PM - 6:28 PM EST

Att. 3,796 - Sunny - 73 F

livebaseballscorecards.com

AB	43
R	11
H	15
RBI	10
BB	4
SO	9
LOB	23

WP: 1 PB: 0 SB: 0 CS: 0 PA: 47

PITCHER		IP	WLS	BF	H	R	ER	SO	BB	IBB	HBP	BLK	WP	HR	S	P	ERA	WHIP
31 Danny Salazar, R ERA: 9.0	(1, 1)	2.0		10	3	2	2	4	1	0	0	0	0	1	19	24	9.00	2.000
38 Shaun Marcum, R ERA:	(3, 1)	2.0	H	8	2	0	0	0	0	0	0	0	0	0	8	8	0.00	1.000
27 Bryan Shaw, R ERA: 13.5	(5, 1)	0.2	L	8	4	6	1	0	1	0	0	0	0	1	9	15	13.50	7.500
71 Shawn Armstrong, R ERA: 54.0	(5, 1)	0.1		5	3	2	2	1	1	0	0	0	1	0	6	10	54.00	12.000
35 Marc Rzepczynski, L ERA: 9.0	(6, 1)	1.0		5	1	1	1	1	1	0	0	0	0	0	6	10	9.00	2.000
39 Scott Downs, L ERA:	(7, 1)	1.0		4	1	0	0	1	0	0	0	0	0	0	6	6	0.00	1.000
50 Nick Hagadone, L ERA:	(8, 1)	1.0		3	0	0	0	1	0	0	0	0	0	0	5	5	0.00	0.000
53 Jeff Manship, R ERA:	(9, 1)	1.0		4	1	0	0	1	0	0	0	0	0	0	6	6	0.00	1.000

Batter	1	2	3	4	5	6	7	8	9	AB	R	H	RBI	BB	SO	LOB
24 Michael Bourn, L (1, 8) OBP: 0.500, SLG: 0.250 84 Jordan Smith, L (5, 8)	BBB 4-0 6 2B 6 WP 9 1B BB	X 0-0 4 FC4-6 1B		BBB 4-0 1-2 BB		X 0-0 ① G6-3		SSS 0-3 ① K		1 1 1 0 2 0 0 2 0 0 0 0 1 0						
4 Mike Avíles, R (1, 6) OBP: 0.143, SLG: 0.143 78 Erik González, R (6, 6)	SSS 0-3 ① K	X 0-0 ① FC4-6 9 E 1-2f		X 0-0 ① F9		X 0-0 ② P4		X 0-0 ② G6-3		3 0 0 0 0 1 4 2 0 0 0 0 0 0						
6 Zach Walters, S (1, 5) OBP: 0.167, SLG: 0.333 73 Gio Urshela, R (6, 5)	BX 1-0 9 1B 1-3 2B	X 0-0 ② F8		SSS 0-3 ② K		X 0-0 ③ F8		X 0-0 ③ P4		3 1 1 0 0 1 3 2 0 0 0 0 0 0						
9 Ryan Raburn, R (1, 10) OBP: 0.429, SLG: 0.429 67 Francisco Lindor, S (7, PR) OBP: 0.500, SLG: 0.400 (8, 10)	X 0-0 68 G4-3 36 1B 55 1B 2-H 3-H 1B	1 SAFE X 0-0 ③ F8 1-2		X 0-0 ③ F9			X 0-0 79 2B 77 E 1B		BBBB 4-0 79 FC4-6 BB	4 1 2 2 0 0 3 0 1 0 0 1 0 0						
36 Jesús Aguilar, R (1, 3) OBP: 0.500, SLG: 0.500 79 Audy Ciriaco, R (6, 3) OBP: 0.200, SLG: 0.400	X 0-0 68 G4-3 55 1B 1-2 1B		X 0-0 62 FC4-6 1B		SSS 0-3 ① K		X 0-0 77 E 1-3 2B		X 0-0 ① FC4-6 1-2f 77 2B	3 1 2 0 0 1 0 2 2 1 0 0 0 1						
68 James Ramsey, L (1, 7) OBP: 0.333, SLG: 0.143 77 Destin Hood, R (6, 7) OBP: 0.400, SLG: 0.600	X 0-0 ② G4-3 1-2 2-3		X 0-0 ① F7		X 0-0 55 BB 1B		X 0-0 E6 75 G3 54 G5-3 2-H 3-H		X 0-0 75 G1-3 1-H 2B	3 0 1 0 0 0 3 2 1 1 2 0 0 1						
62 Tyler Holt, R (1, 9) OBP: 0.500, SLG: 0.200 75 Carlos Moncrief, L (6, 9) OBP: 0.500, SLG: 0.625	BBB 4-0 55 1B BB	X 0-0 ② FC4-6 55 S 55 1B 1-2f		SSS 0-3 ② K		X 0-0 ① G3 2-3		X 0-0 ② G1-3 2-3		2 1 0 0 1 1 2 2 0 0 0 0 0 3						
55 Roberto Pérez, R (1, 2) OBP: 0.750, SLG: 1.000 54 Adam Moore, R (6, 2)	X 0-0 1-3 2-H 3-H 1B	BX 1-0 ③ 1-H 1B		BBB 4-0 1 FC6-4 1-2 BB		X 0-0 ② G5-3 3-H		X 0-0 ③ F9		2 0 2 3 1 0 0 2 0 0 1 0 0 2						
1 Michael Martinez, S (1, 4) OBP: 0.250, SLG: 0.250 76 Ryan Rohlinger, R (6, 4)	X 0-0 ③ F8			X 0-0 24 BB 1B	X 0-0 ③ FC6-4 1-2f		X 0-0 ③ L9			3 0 1 0 0 0 4 1 0 0 0 0 0 1						
Inning Stats	R: 4 E: 0 K: 1 S: 9 H: 4 LOB: 2 BB: 2 P: 18	R: 0 E: 1 K: 0 S: 4 H: 1 LOB: 1 BB: 0 P: 4	R: 1 E: 0 K: 0 S: 4 H: 2 LOB: 1 BB: 0 P: 5	R: 0 E: 0 K: 1 S: 6 H: 1 LOB: 2 BB: 1 P: 10	R: 0 E: 0 K: 2 S: 8 H: 1 LOB: 2 BB: 1 P: 12	R: 0 E: 0 K: 0 S: 3 H: 0 LOB: 0 BB: 0 P: 3	R: 3 E: 1 K: 0 S: 6 H: 2 LOB: 1 BB: 0 P: 6	R: 0 E: 0 K: 1 S: 5 H: 0 LOB: 0 BB: 0 P: 5	R: 1 E: 0 K: 0 S: 4 H: 1 LOB: 1 BB: 1 P: 8	1B: 9 2B: 3 3B: 0 HR: 0 SF: 0 SAC: 0 DP: 0 HBP: 0						

PITCHER		IP	WLS	BF	H	R	ER	SO	BB	IBB	HBP	BLK	WP	HR	S	P	ERA	WHIP
30 Yordano Ventura, R ERA: 36.0	(1, 1)	1.0		9	4	4	4	1	2	0	0	0	1	0	9	18	36.00	6.000
74 Buddy Baumann, L ERA:	(2, 1)	1.0		4	1	0	0	0	0	0	0	0	0	0	4	4	0.00	1.000
49 Joe Blanton, R ERA: 4.5	(3, 1)	2.0	W	9	3	1	1	1	1	0	0	0	0	0	10	15	4.50	2.000
54 Jason Frasor, R ERA:	(5, 1)	1.0		5	1	0	0	2	1	0	0	0	0	0	8	12	0.00	2.000
40 Kelvin Herrera, R ERA:	(6, 1)	1.0		3	0	0	0	0	0	0	0	0	0	0	3	3	0.00	0.000

PITCHER		IP	WLS	BF	H	R	ER	SO	BB	IBB	HBP	BLK	WP	HR	S	P	ERA	WHIP
73 Scott Alexander, L ERA: 9.0	(7, 1)	1.0		6	2	3	2	0	0	0	0	0	0	0	6	6	18.00	2.000
67 Franklin Morales, L ERA:	(8, 1)	1.0	H	3	0	0	0	1	0	0	0	0	0	0	5	5	0.00	0.000
52 Casey Coleman, R ERA: 9.0	(9, 1)	1.0	S	5	1	1	1	0	1	0	0	0	0	0	4	8	9.00	2.000

BOTTOM

Kansas City Royals @ Cleveland Indians

Goodyear Ballpark, Goodyear, AZ

Fri Mar 06 2015, 6:25 PM - 6:28 PM EST

Att. 3,796 - Sunny - 73 F

livebaseballscorecards.com

AB	39
R	9
H	12
RBI	8
BB	5
SO	5
LOB	27

Batter	1	2	3	4	5	6	7	8	9	AB	R	H	RBI	BB	SO	LOB
11 Jimmy Rollins, S (1, 6) OBP: 0.286, SLG: 0.286 82 Travis Witherspoon, R (5, 9)	P6		G4-6-3 1-2f		F8		K			3 1	0 0	0 0	0 0	0 0	0 1	2 0
3 Carl Crawford, L (1, 7) OBP: 0.333, SLG: 0.333 7 Alex Guerrero, R (4, 7) OBP: 0.667, SLG: 1.000	23 S 9 1B 1B			K		23 2B 1B		F9		2 2	1 1	1 1	0 0	0 0	1 0	0 0
23 Adrián González, L (1, 3) OBP: 0.286, SLG: 0.429 68 Kyle Jensen, R (6, PR) OBP: 0.375, SLG: 0.750 (6, 3)	K 1-2			G6-3		9 1B 1-H 2B		F8		3 1	0 1	1 0	1 0	0 0	1 0	1 0
9 Yasmani Grandal, S (1, 2) OBP: 0.500, SLG: 0.875 65 Austin Barnes, R (6, 2)	47 PO 2-H 1B			HR		2-H 1B		K		3 1	1 0	3 0	3 0	0 0	0 1	0 0
47 Howie Kendrick, R (1, 4) OBP: 0.167, SLG: 0.333 18 Erisbel Arruebarrena, R (5, 4) OBP: 0.333, SLG: 0.333	SAFE PO 1-2	G6-3		K		F8			F9	2 2	0 0	0 0	0 0	0 0	1 0	0 1
16 Andre Ethier, L (1, 10) OBP: 0.429, SLG: 0.333 79 O'Koyea Dickson, R (6, PR) OBP: 0.429, SLG: 1.429 (6, 10)		F8			5 1B 80 SF8 BB	1B			G6-3	2 1	1 0	1 0	0 0	1 0	0 0	0 0
5 Juan Uribe, R (1, 5) OBP: 0.333, SLG: 0.333 81 Buck Britton, L (5, PR) OBP: 0.167, SLG: 0.167 (5, 5)		F8			1-3 1B	F7			1B	2 2	0 0	1 1	0 0	0 0	0 0	0 2
83 Scott Schebler, L (1, 9) OBP: 0.500, SLG: 0.800 55 Matt Carson, R (5, 8)			11 G4-6-3 1B		K		F9		P3	2 2	0 0	1 0	0 0	0 0	1 0	2 1
80 Darnell Sweeney, S (1, 8) OBP: 0.500, SLG: 1.000 61 Corey Seager, L (5, 6) OBP: 0.556, SLG: 0.200			P5		SF8 3-H		K			1 1	0 0	0 0	1 0	0 0	0 1	1 0
Inning Stats	R: 1 E: 0 K: 1 S: 6	H: 2 LOB: 0 BB: 0 P: 8	R: 0 E: 0 K: 0 S: 3	H: 0 LOB: 0 BB: 0 P: 3	R: 0 E: 0 K: 0 S: 3	H: 1 LOB: 0 BB: 0 P: 3	R: 1 E: 0 K: 2 S: 9	H: 1 LOB: 0 BB: 0 P: 10	R: 1 E: 0 K: 1 S: 6	H: 1 LOB: 1 BB: 1 P: 10	R: 2 E: 0 K: 0 S: 6	H: 4 LOB: 2 BB: 0 P: 6	R: 0 E: 0 K: 2 S: 7	H: 0 LOB: 0 BB: 0 P: 7	R: 0 E: 0 K: 1 S: 5	H: 0 LOB: 0 BB: 0 P: 5	R: 0 E: 0 K: 0 S: 4	H: 1 LOB: 1 BB: 0 P: 4	1B: 8 2B: 1 3B: 0 HR: 1	SF: 1 SAC: 0 DP: 1 HBP: 0	WP: 0 PB: 0 SB: 1 CS: 0	PA: 36

PITCHER	IP	WLS	BF	H	R	ER	SO	BB	IBB	HBP	BLK	WP	HR	S	P	ERA	WHIP
28 Corey Kluber, R (1, 1) ERA: 3.0	3.0		10	3	1	1	1	0	0	0	0	0	0	12	14	3.00	1.000
34 Zach McAllister, R (4, 1) ERA: 9.0	3.0		15	6	4	4	3	1	0	0	0	0	1	21	26	12.00	2.333
74 Charles Brewer, R (7, 1) ERA: 9.0	2.0		6	0	0	0	3	0	0	0	0	0	0	12	12	0.00	0.000
65 Michael Roth, L (9, 1) ERA: 4.5	1.0		4	1	0	0	0	0	0	0	0	0	0	4	4	0.00	1.000

PITCHER	IP	WLS	BF	H	R	ER	SO	BB	IBB	HBP	BLK	WP	HR	S	P	ERA	WHIP

TOP

Los Angeles Dodgers @ Cleveland Indians

Goodyear Ballpark, Goodyear, AZ

Sat Mar 07 2015, 5:55 PM - 5:58 PM EST

Att. 8,537 - Sunny - 79 F

livebaseballscorecards.com

AB	33
R	5
H	10
RBI	5
BB	1
SO	7
LOB	10

Batter	1	2	3	4	5	6	7	8	9	AB	R	H	RBI	BB	SO	LOB
11 José Ramírez, S (1, 6) OBP: 0.222, SLG: 0.222 67 Francisco Lindor, S (6, 6) OBP: 0.375, SLG: 0.286	G4-3		G4-3		F7			K	G3	3 2	0 0	0 0	0 0	0 0	0 1	1 2
22 Jason Kipnis, L (1, 4) 78 Erik González, R (6, 4)	L7		G3-1			BB		G1-6-3 1-2f		2 1	0 0	0 0	0 0	0 1	0 0	0 1
23 Michael Brantley, L (1, 7) OBP: 0.333, SLG: 0.333 77 Destin Hood, R (6, PR) OBP: 0.500, SLG: 0.667 (7, 7)	G6-3			1B		1B			HR 1B	3 1	0 1	2 1	0 1	0 0	0 0	0 0
41 Carlos Santana, S (1, 3) OBP: 0.222, SLG: 0.125 79 Audy Ciriaco, R (7, 3) OBP: 0.333, SLG: 0.667		1B	K			K			HR 2B	3 1	1 1	1 1	0 0	0 0	2 0	3 0
8 Lonnie Chisenhall, L (1, 5) OBP: 0.250, SLG: 0.143 76 Ryan Rohlinger, R (6, 5) OBP: 0.167, SLG: 0.667		P5	K			G1-6-3			HR	2 2	0 1	0 1	0 3	0 0	1 0	2 2
10 Yan Gomes, R (1, 2) OBP: 0.143, SLG: 0.571 12 Brett Hayes, R (6, 2) OBP: 0.600, SLG: 1.250		F9	K				F9		HR	2 2	0 1	0 1	0 1	0 0	1 0	2 0
7 David Murphy, L (1, 9) OBP: 0.429, SLG: 0.429 75 Carlos Moncrief, L (7, 9) OBP: 0.400, SLG: 0.500		1B			F9		K		F7	2 2	0 0	1 0	1 0	0 0	0 1	0 0
61 Jerry Sands, R (1, 10) OBP: 0.714, SLG: 0.600 6 Zach Walters, S (9, PH) OBP: 0.286, SLG: 0.333 1 Michael Martinez, S (9, PR) OBP: 0.250, SLG: 0.250		F8			1B		K		BB	3 0 0	0 0 0	1 0 0	0 0 0	0 1 0	1 0 0	1 0 0
72 Tyler Naquin, L (1, 8) OBP: 0.286, SLG: 0.286 84 Jordan Smith, L (9, 8)			G6-3		F7			1B	FC4-6	3 1	0 0	1 0	0 0	0 0	0 1	1 1
Inning Stats	R: 0 E: 0 K: 0 S: 3 H: 0 LOB: 0 BB: 0 P: 3	R: 1 E: 0 K: 0 S: 5 H: 2 LOB: 1 BB: 0 P: 6	R: 0 E: 0 K: 0 S: 3 H: 0 LOB: 0 BB: 0 P: 3	R: 0 E: 0 K: 3 S: 10 H: 1 LOB: 1 BB: 0 P: 11	R: 0 E: 0 K: 0 S: 4 H: 1 LOB: 1 BB: 0 P: 4	R: 0 E: 0 K: 1 S: 5 H: 1 LOB: 2 BB: 1 P: 9	R: 0 E: 0 K: 2 S: 7 H: 0 LOB: 0 BB: 0 P: 7	R: 0 E: 0 K: 1 S: 5 H: 1 LOB: 0 BB: 0 P: 5	R: 4 E: 0 K: 0 S: 10 H: 4 LOB: 1 BB: 1 P: 18	1B: 7 2B: 1 3B: 0 HR: 2 SF: 0 SAC: 0 DP: 2 HBP: 0						

PITCHER		IP	WLS	BF	H	R	ER	SO	BB	IBB	HBP	BLK	WP	HR	S	P	ERA	WHIP
46 Mike Bolsinger, R ERA: 4.5	(1, 1)	2.0		8	2	1	1	0	0	0	0	0	1	0	8	9	4.50	1.000
30 Chad Gaudin, R ERA:	(3, 1)	2.0		7	1	0	0	3	0	0	0	0	0	0	13	14	0.00	0.500
97 Jeremy Horst, L ERA:	(5, 1)	1.1	H	7	2	0	0	1	1	0	0	0	0	0	8	12	0.00	2.250
91 Chin-hui Tsao, R ERA:	(6, 1)	2.2		7	1	0	0	3	0	0	0	0	0	0	13	13	0.00	0.375
93 Matt Shelton, R ERA:	(9, 1)	0.0		4	4	4	4	0	0	0	0	0	0	2	6	9	∞	∞

PITCHER		IP	WLS	BF	H	R	ER	SO	BB	IBB	HBP	BLK	WP	HR	S	P	ERA	WHIP
98 Dustin Richardson, L ERA:	(9, 1)	0.1		2	0	0	0	0	1	0	0	0	0	0	1	5	0.00	3.000
Blake Smith, R ERA:	(9, 1)	0.2		2	0	0	0	0	0	0	0	0	0	0	3	4	0.00	0.000

BOTTOM

Los Angeles Dodgers @ Cleveland Indians

Goodyear Ballpark, Goodyear, AZ

Sat Mar 07 2015, 5:55 PM - 5:58 PM EST

Att. 8,537 - Sunny - 79 F

livebaseballscorecards.com

AB	35
R	5
H	10
RBI	5
BB	2
SO	7
LOB	16

PA: 37

WP: 1
PB: 0
SB: 1
CS: 0

Cleveland Indians @ Texas Rangers

Surprise Stadium, Surprise, AZ

Sun Mar 08 2015, 4:06 PM - 7:13 PM EDT

Att. 6,034 - Sunny - 78 F

TOP

livebaseballscorecards.com

Batter	1	2	3	4	5	6	7	8	9	AB	R	H	RBI	BB	SO	LOB
24 Michael Bourn, L (1, 8) OBP: 0.444, SLG: 0.286 68 James Ramsey, L (5, 8) OBP: 0.364, SLG: 0.556	E4 41 G4-6-3 9 1B		P5		1B		K		HR 1-H	3 0 1 0 0 0 0 2 1 1 2 0 1 0						
4 Mike Aviles, R (1, 4) OBP: 0.200, SLG: 0.111 78 Erik González, R (5, 4)	L8			41 G4-3 41 S HBP	F7		G6-3		FC7	2 0 0 0 0 0 2 2 0 0 0 0 0 0						
9 Ryan Raburn, R (1, 9) OBP: 0.400, SLG: 0.400 75 Carlos Moncrief, L (6, PR) OBP: 0.333, SLG: 0.417 (6, 9)	1 SAFE 1 SAFE 41 G4-6-3 1-2 1B			F9	E6 36 1B 6 1B 62 1B		G4-3		G3-1	3 0 1 0 0 0 1 2 1 0 0 0 0 0						
41 Carlos Santana, S (1, 10) OBP: 0.231, SLG: 0.091 84 Jordan Smith, L (8, PR) OBP: 0.286, SLG: 0.333 (8, 10)	G4-6-3 1-2f 2-3			G4-3 1-3	K			BB 67 2B 36 SF9	2B	3 0 0 0 1 1 4 1 1 1 0 0 0 0						
6 Zach Walters, S (1, 6) OBP: 0.300, SLG: 0.333 67 Francisco Lindor, S (6, PR) OBP: 0.400, SLG: 0.444 (6, 6)		F8		F9	1B 62 1B 36 1B 1-2			2B 36 SF9 1-3	G4-3	3 0 1 0 0 0 1 2 1 1 0 0 0 1						
36 Jesús Aguilar, R (1, 3) OBP: 0.500, SLG: 0.556 1 Michael Martinez, S (8, 5) OBP: 0.250, SLG: 0.250		G4-3			1B 62 FC6-4	1B 55 1B 62 1B 1-2 2-3		SF9 2-3 3-H		3 0 2 1 0 0 0 0 0 0 0 0 0 0						
62 Tyler Holt, R (1, 7) OBP: 0.455, SLG: 0.250 77 Destin Hood, R (6, 7) OBP: 0.429, SLG: 0.571		G4-3			FC6-4 73 HR 1-2f	1B 55 1B 1-2 2-H 3-H		K		3 1 1 2 0 0 1 1 0 0 0 0 1 2						
73 Gio Urshela, R (1, 5) OBP: 0.250, SLG: 0.625 79 Audy Ciriaco, R (6, 5) OBP: 0.286, SLG: 0.571 (8, 3)			55 G6-4-3 1B		HR 1-H	P4		G5-3		3 1 2 2 0 0 2 1 0 0 0 0 0 2						
55 Roberto Pérez, R (1, 2) OBP: 0.571, SLG: 0.600 81 Tony Wolters, L (6, 2)			G6-4-3 1-2f		F8	1B 1-3 2-3			BB 68 HR	3 0 1 0 0 0 1 0 1 0 0 1 0 0						
Inning Stats	R: 0 E: 1 K: 0 S: 7 H: 1 LOB: 1 BB: 0 P: 14	R: 0 E: 0 K: 0 S: 7 H: 0 LOB: 0 BB: 0 P: 10	R: 0 E: 0 K: 0 S: 9 H: 1 LOB: 0 BB: 0 P: 15	R: 0 E: 0 K: 0 S: 7 H: 0 LOB: 1 BB: 0 P: 14	R: 2 E: 0 K: 0 S: 15 H: 3 LOB: 1 BB: 0 P: 23	R: 2 E: 1 K: 1 S: 16 H: 4 LOB: 3 BB: 0 P: 24	R: 0 E: 0 K: 1 S: 6 H: 0 LOB: 0 BB: 0 P: 8	R: 1 E: 0 K: 1 S: 9 H: 1 LOB: 2 BB: 1 P: 18	R: 2 E: 0 K: 0 S: 9 H: 2 LOB: 1 BB: 1 P: 19	1B: 8 2B: 2 3B: 0 HR: 2 SF: 1 SAC: 0 DP: 2 HBP: 1						

	AB	37
	R	7
	H	12
	RBI	7
	BB	2
	SO	3
	LOB	17

WP: 0 PB: 0 SB: 1 CS: 0 PA: 41

PITCHER		IP	WLS	BF	H	R	ER	SO	BB	IBB	HBP	BLK	WP	HR	S	P	ERA	WHIP
63 Anthony Bass, R ERA:	(1, 1)	2.0		7	1	0	0	0	0	0	0	0	0	0	14	24	0.00	0.500
44 Spencer Patton, R ERA:	(3, 1)	1.0	H	3	1	0	0	0	0	0	0	0	0	0	9	15	0.00	1.000
21 Kyuji Fujikawa, R ERA:	(4, 1)	1.0	H	4	0	0	0	0	0	0	1	0	0	0	7	14	0.00	0.000
56 Jerad Eickhoff, R ERA: 16.2	(5, 1)	1.1	H	11	6	4	3	1	0	0	0	0	0	1	24	37	20.25	4.500
Mitch Atkins, R ERA:	(6, 1)	0.2	H	2	1	0	0	0	0	0	0	0	0	0	7	10	0.00	1.500

PITCHER		IP	WLS	BF	H	R	ER	SO	BB	IBB	HBP	BLK	WP	HR	S	P	ERA	WHIP
35 Phil Klein, R ERA:	(7, 1)	1.0	H	3	0	0	0	1	0	0	0	0	0	0	6	8	0.00	0.000
58 Alex Claudio, L ERA: 3.0	(8, 1)	1.0	H	5	1	1	1	1	1	0	0	0	0	0	9	18	9.00	2.000
57 Juan Carlos Oviedo, R ERA: 9.0	(9, 1)	1.0	W	6	2	2	2	0	1	0	0	0	0	1	9	19	18.00	3.000

Batter	1	2	3	4	5	6	7	8	9	AB	R	H	RBI	BB	SO	LOB
7 Delino DeShields, R (1, 8) OBP: 0.222, SLG: 0.375 50 Nick Williams, L (7, 8) OBP: 0.500, SLG: 0.500	G5-3		E1 1 1B 84 FC4-6		K		G1-3		68 FC5-4 1B	3 2	1 0	0 1	0 0	0 0	1 0	1 0
1 Elvis Andrus, R (1, 6) OBP: 0.667, SLG: 0.667 68 Hanser Alberto, R (6, 6) OBP: 0.125, SLG: 0.125	K		SAFE SAFE SAFE 84 FC4-6 1-3 1B		84 HR 2-H 1B		P4		FC5-4 1 1B 75 1B 1-2f	3 2	1 1	2 0	1 0	0 0	1 0	0 1
84 Prince Fielder, L (1, 3) OBP: 0.143, SLG: 0.571 1 Trever Adams, R (6, 3) OBP: 0.667, SLG: 0.667	E5 29 FC6-4		FC4-6 29 G6-4-3 1-2f 3-H		HR 2-H		75 BB 1B		SAFE SAFE 75 1B 1-3	3 2	1 0	1 2	3 0	0 0	0 0	1 0
29 Adrián Beltré, R (1, 5) OBP: 0.143, SLG: 0.143 75 Isiah Kiner-Falefa, R (6, 5) OBP: 1.000, SLG: 1.000	FC6-4 1-2f		G6-4-3 1-2f		G6-3		BB 1-2		1B 2-3 3-H	3 1	0 0	0 1	0 1	0 1	0 0	2 0
43 Carlos Peguero, L (1, 9) OBP: 0.556, SLG: 0.750 63 Jake Skole, L (7, 9)		41 S 71 HR 1B		F7		15 FC4-6-3 1B	K			3 1	1 0	2 0	0 0	0 0	0 1	0 2
41 Ryan Ludwick, R (1, 7) OBP: 0.286, SLG: 0.714 15 Michael Choice, R (6, 7) OBP: 0.250, SLG: 0.143	G6-3 1-2			71 CS 1B		SAFE FC4-6-3 1-2		FC 1-3		2 2	0 0	1 0	0 0	0 0	0 0	1 1
71 Jared Hoying, L (1, 10) OBP: 0.545, SLG: 0.900		HR 2-H		K 1-2		38 S 38 1B BB		F7		3	2	1	2	1	1	1
3 Carlos Corporán, S (1, 2) OBP: 0.333, SLG: 0.500 38 Chris Gimenez, R (6, 2) OBP: 0.125, SLG: 0.125		K			L7	1-H 1B		G4-3		2 2	0 0	0 1	0 1	0 0	1 0	0 0
12 Rougned Odor, L (1, 4) OBP: 0.444, SLG: 0.667 78 Elliot Johnson, S (6, 4) OBP: 0.333, SLG: 0.143		G1-3			1 1B 2B	K			L5	2 2	1 0	1 0	0 0	0 0	0 1	0 1
Inning Stats	R: 0 E: 1 K: 1 S: 11 H: 0 LOB: 1 BB: 0 P: 16	R: 2 E: 0 K: 1 S: 13 H: 2 LOB: 0 BB: 0 P: 21	R: 1 E: 1 K: 0 S: 9 H: 1 LOB: 0 BB: 0 P: 14	R: 0 E: 0 K: 1 S: 5 H: 1 LOB: 0 BB: 0 P: 8	R: 3 E: 0 K: 1 S: 14 H: 3 LOB: 0 BB: 0 P: 16	R: 1 E: 0 K: 1 S: 12 H: 2 LOB: 1 BB: 1 P: 23	R: 0 E: 0 K: 1 S: 11 H: 1 LOB: 2 BB: 1 P: 20	R: 0 E: 0 K: 0 S: 5 H: 0 LOB: 0 BB: 0 P: 6	R: 1 E: 0 K: 0 S: 13 H: 3 LOB: 2 BB: 0 P: 18	1B: 10 2B: 1 3B: 0 HR: 2 SF: 0 SAC: 0 DP: 2 HBP: 0						

PITCHER	IP	WLS	BF	H	R	ER	SO	BB	IBB	HBP	BLK	WP	HR	S	P	ERA	WHIP
58 TJ House, L (1, 1) ERA: 3.6	3.0		13	3	3	2	2	0	0	0	0	0	1	33	51	6.00	1.000
37 Cody Allen, R (4, 1) ERA:	1.0		3	1	0	0	1	0	0	0	0	0	0	5	8	0.00	1.000
51 Anthony Swarzak, R (5, 1) ERA: 13.5	1.0		6	3	3	3	1	0	0	0	0	0	1	14	16	27.00	3.000
57 Kyle Crockett, L (6, 1) ERA: 9.0	1.0		5	2	1	1	1	1	0	0	0	0	0	12	23	9.00	3.000
20 C.C. Lee, R (7, 1) ERA:	1.0		5	1	0	0	1	1	0	0	0	0	0	11	20	0.00	2.000

PITCHER	IP	WLS	BF	H	R	ER	SO	BB	IBB	HBP	BLK	WP	HR	S	P	ERA	WHIP
49 Austin Adams, R (8, 1) ERA:	1.0		3	0	0	0	1	0	0	0	0	0	0	5	6	0.00	0.000
71 Shawn Armstrong, R (9, 1) ERA: 27.0	0.2	L	5	3	1	1	0	0	0	0	0	0	0	13	18	13.50	4.500

BOTTOM

Cleveland Indians @ Texas Rangers

Surprise Stadium, Surprise, AZ

Sun Mar 08 2015, 4:06 PM - 7:13 PM EDT

Att. 6,034 - Sunny - 78 F

livebaseballscorecards.com

AB	38
R	8
H	13
RBI	8
BB	2
SO	6
LOB	11

Batter	1	2	3	4	5	6	7	8	9	AB	R	H	RBI	BB	SO	LOB
22 Jason Kipnis, L (1, 4) OBP: 0.400, SLG: 0.250 54 Adam Moore, R (6, 2)	C S B B X 2-2 23 G4-6-3 1B			C C B S 1-3 ① K	S F B B B B 4-2 10 2B BB	B C F C 1-3 ② K				2 1	1 0	1 0	0 0	1 0	1 1	0 0
10 Yan Gomes, R (1, 2) OBP: 0.200, SLG: 0.600 1 Michael Martinez, S (6, PR) OBP: 0.333, SLG: 0.444 (6, 4)	C S S 0-3 ① K			F C F F B F S 1-3 ② K	C C X 0-2 1-H 2-H 2B	B F B F B X 3-2 2B				3 1	0 0	1 1	2 0	0 0	2 0	1 0
23 Michael Brantley, L (1, 7) OBP: 0.222, SLG: 0.222 77 Destin Hood, R (6, 7) OBP: 0.375, SLG: 0.500	C B C D X 2-2 ② ③ G4-6-3 1-2f			B S C B S 2-3 ③ K	B B S C F F X 2-2 ③ G3-1	C B S B C 2-3 ③ K				3 1	0 0	0 0	0 0	0 0	1 1	2 1
44 Brandon Moss, L (1, 10) OBP: 0.333, SLG: 1.333 67 Francisco Lindor, S (9, PH) OBP: 0.364, SLG: 0.400 (9, 10)		C F B C 1-3 ① K			B F B X 2-1 ① P2		B S X 1-1 HR		C F B B B C 2-3 ① K	3 1	1 0	1 0	1 0	0 0	1 1	0 0
8 Lonnie Chisenhall, L (1, 5) OBP: 0.182, SLG: 0.100 76 Ryan Rohlinger, R (7, 5) OBP: 0.143, SLG: 0.571		F S F B X 1-2 ② P1			B F S B S 2-3 ② K		C F S 0-3 ① K		C F B S 1-3 ② K	3 1	0 0	0 0	0 0	0 0	2 1	0 0
7 David Murphy, L (1, 9) OBP: 0.300, SLG: 0.300 72 Tyler Naquin, L (7, 8) OBP: 0.250, SLG: 0.250		C X 0-1 ③ G1-3			S F X 0-2 ③ L9		B C S X 1-2 ② G1-3		C B B C B S 3-3 ③ K	3 1	0 0	0 0	0 0	0 0	0 1	0 0
11 José Ramírez, S (1, 6) OBP: 0.250, SLG: 0.250 78 Erik González, R (7, 6)			B B C X 2-1 ① G3		B C X 1-1 ① G4-3	S B F X 1-2 1B				3 0	0 0	1 0	0 0	0 0	0 0	0 0
61 Jerry Sands, R (1, 3) OBP: 0.600, SLG: 0.500 6 Zach Walters, S (7, 3) OBP: 0.300, SLG: 0.333			C F T 0-2 ② K		B C X 1-1 84 G4-3 10 2B 1B	1 SAFE 1 SAFE 1 C F B B S 2-3 ③ K				3 0	1 0	1 0	0 0	0 0	2 0	1 0
84 Jordan Smith, L (1, 8) OBP: 0.222, SLG: 0.250 75 Carlos Moncrief, L (7, 9) OBP: 0.308, SLG: 0.385			C C S 0-3 ③ K		C X 0-1 ② G4-3 1-2			B X 1-0 ① P6		2 1	0 0	0 0	0 0	0 0	1 0	1 0
Inning Stats	R: 0 H: 1 E: 0 LOB: 0 K: 1 BB: 0 S: 9 P: 13	R: 0 H: 0 E: 0 LOB: 0 K: 1 BB: 0 S: 9 P: 11	R: 0 H: 0 E: 0 LOB: 0 K: 2 BB: 0 S: 8 P: 10	R: 0 H: 0 E: 0 LOB: 0 K: 3 BB: 0 S: 12 P: 16	R: 0 H: 0 E: 0 LOB: 0 K: 1 BB: 0 S: 8 P: 12	R: 2 H: 2 E: 0 LOB: 1 K: 0 BB: 1 S: 16 P: 24	R: 1 H: 2 E: 0 LOB: 1 K: 2 BB: 0 S: 14 P: 19	R: 0 H: 1 E: 0 LOB: 1 K: 2 BB: 0 S: 11 P: 18	R: 0 H: 0 E: 0 LOB: 0 K: 3 BB: 0 S: 9 P: 15	1B: 3 SF: 0 2B: 2 SAC: 0 3B: 0 DP: 1 HR: 1 HBP: 0						

TOP

Cleveland Indians @ Seattle Mariners

Peoria Stadium, Peoria, AZ

Mon Mar 09 2015, 4:07 PM - 6:29 PM EDT

Att. 6,589 - Partly Cloudy - 78 F

livebaseballscorecards.com

AB	32
R	3
H	6
RBI	3
BB	1
SO	15
LOB	6

PITCHER		IP	WLS	BF	H	R	ER	SO	BB	IBB	HBP	BLK	WP	HR	S	P	ERA	WHIP
44 Taijuan Walker, R ERA:	(1, 1)	3.0		9	1	0	0	4	0	0	0	0	0	0	26	34	0.00	0.333
66 Tyler Olson, L ERA:	(4, 1)	1.0	H	3	0	0	0	3	0	0	0	0	0	0	12	16	0.00	0.000
73 David Rollins, L ERA:	(5, 1)	1.0	H	3	0	0	0	1	0	0	0	0	0	0	8	12	0.00	0.000
39 Carson Smith, R ERA: 6.0	(6, 1)	1.0	H	6	2	2	2	0	1	0	0	0	0	0	16	24	18.00	3.000
44 Lucas Luetge, L ERA: 4.5	(7, 1)	0.2	B	4	2	1	1	1	0	0	0	0	0	1	11	14	13.50	3.000

PITCHER		IP	WLS	BF	H	R	ER	SO	BB	IBB	HBP	BLK	WP	HR	S	P	ERA	WHIP
Richard Vargas, R ERA: 3.38	(7, 1)	1.1		5	1	0	0	3	0	0	0	0	0	0	14	23	0.00	0.750
57 Mark Lowe, R ERA:	(9, 1)	1.0	W	3	0	0	0	3	0	0	0	0	0	0	9	15	0.00	0.000

Cleveland Indians @ Seattle Mariners

Peoria Stadium, Peoria, AZ

Mon Mar 09 2015, 4:07 PM - 6:29 PM EDT

Att. 6,589 - Partly Cloudy - 78 F

livebaseballscorecards.com

BOTTOM

Batter	1	2	3	4	5	6	7	8	9	AB	R	H	RBI	BB	SO	LOB
12 Justin Ruggiano, R (1, 8) OBP: 0.222, SLG: 0.556 99 James Jones, L (6, 8) OBP: 0.214, SLG: 0.214	C B S X 1-2 G4-3 ①		B F S S 1-3 K ② ③ 1-2		S B F C 1-3 K ②			X 0-0 G3-1 ②		3 0 0 0 0 2 2 1 0 0 0 0 0 0						
7 Seth Smith, L (1, 9) 17 Stefen Romero, R (6, 9) OBP: 0.400, SLG: 0.143	X 0-0 G6-3 ②			C B S B C 2-3 K ①	C F B S 1-3 K ③			B H 2-0 HBP		3 0 0 0 0 2 1 0 0 0 0 0 0 0						
15 Kyle Seager, L (1, 5) OBP: 0.250, SLG: 0.250 55 Carlos Rivero, R (7, 5) OBP: 0.125, SLG: 0.125	C S S 0-3 K ③			B X 1-0 F8 ②		B C B F X 2-2 F8 ①		C B B X 2-1 L9 ③		3 0 0 0 0 1 0 1 0 0 0 0 0 1						
25 Rickie Weeks Jr., R (1, 10) OBP: 0.250, SLG: 0.571 72 Ketel Marte, S (9, PH) OBP: 0.455, SLG: 0.600		C B B S F B F X 3-2 G6-3 ①		B B B B 4-0 BB		C B X 1-1 P3 ②			X 0-0 46 SF9 3B	2 0 0 0 1 0 0 1 1 1 0 0 0 0						
20 Logan Morrison, L (1, 3) OBP: 0.333, SLG: 0.444 46 D.J. Peterson, R (7, 3) OBP: 0.278, SLG: 0.500		B F B F B X 3-2 F7 ②		C X 0-1 G1-3 ③		B F X 1-1 F7 ③			C X 0-1 SF9 ① 3-H	3 0 0 0 0 0 1 0 0 0 1 0 0 0						
3 Mike Zunino, R (1, 2) OBP: 0.571, SLG: 1.000 75 Steven Baron, R (6, 2)		X 0-0 P6 ③			C C B B X 2-2 HR		C X 0-1 F7 ①			2 1 1 1 0 0 0 1 0 0 0 0 0 0						
13 Dustin Ackley, L (1, 7) OBP: 0.333, SLG: 0.143			C B X 1-1 G3 ①		C B F C 1-3 K ①		F B C B C 2-3 K ②			3 0 0 0 0 2 0						
5 Brad Miller, L (1, 6) OBP: 0.714, SLG: 1.833 83 Jack Reinheimer, R (6, 6)			X 0-0 HR		F S X 0-2 HR		L X 0-1 G6-3 ③			2 2 2 2 0 0 0 1 0 0 0 0 0 0						
1 Chris Taylor, R (1, 4) OBP: 0.455, SLG: 1.000 36 Shawn O'Malley, S (6, 4)			X 0-0 12 CS 1B		B C X 1-1 2B			L X 0-1 F9 ①		2 0 2 0 0 0 0 1 0 0 0 0 0 0						
Inning Stats	R: 0 H: 0 E: 0 LOB: 0 K: 1 BB: 0 S: 7 P: 8	R: 0 H: 0 E: 0 LOB: 0 K: 0 BB: 0 S: 9 P: 15	R: 1 H: 2 E: 0 LOB: 0 K: 1 BB: 0 S: 7 P: 9	R: 0 H: 0 E: 0 LOB: 1 K: 1 BB: 1 S: 6 P: 13	R: 2 H: 3 E: 0 LOB: 1 K: 3 BB: 0 S: 17 P: 23	R: 0 H: 0 E: 0 LOB: 0 K: 0 BB: 0 S: 7 P: 11	R: 0 H: 0 E: 0 LOB: 0 K: 1 BB: 0 S: 7 P: 9	R: 0 H: 0 E: 0 LOB: 1 K: 0 BB: 0 S: 5 P: 9	R: 1 H: 1 E: 0 LOB: 0 K: 0 BB: 0 S: 3 P: 3	1B: 1 SF: 1 2B: 1 SAC: 0 3B: 1 DP: 0 HR: 3 HBP: 1						

	AB	29
	R	4
	H	6
	RBI	4
	BB	1
	SO	7
	LOB	5

WP: 0 PA: 32
PB: 0
SB: 0
CS: 1

PITCHER		IP	WLS	BF	H	R	ER	SO	BB	IBB	HBP	BLK	WP	HR	S	P	ERA	WHIP
59 Carlos Carrasco, R ERA: 3.0	(1, 1)	3.0		10	2	1	1	2	0	0	0	0	0	1	23	32	3.00	0.667
52 Bruce Chen, L ERA: 3.6	(4, 1)	3.0		13	3	2	2	4	1	0	0	0	0	2	30	47	6.00	1.333
35 Marc Rzepczynski, L ERA: 4.5	(7, 1)	1.0		3	0	0	0	1	0	0	0	0	0	0	7	9	0.00	0.000
39 Scott Downs, L ERA:	(8, 1)	1.0		4	0	0	0	0	0	0	1	0	0	0	5	9	0.00	0.000
66 Nick Maronde, L ERA: 3.86	(9, 1)	0.1	L	2	1	1	1	0	0	0	0	0	0	0	3	3	27.00	3.000

PITCHER		IP	WLS	BF	H	R	ER	SO	BB	IBB	HBP	BLK	WP	HR	S	P	ERA	WHIP

Batter	1	2	3	4	5	6	7	8	9	AB	R	H	RBI	BB	SO	LOB
11 Tommy La Stella, L (1, 10) OBP: 0.182, SLG: 0.100 74 Kyle Schwarber, L (9, PH) OBP: 0.200, SLG: 0.500	S S S 0-3 ① K		X 0-0 ① G1-3	X 0-0 ③ F7			X 0-0 E4 41 CS		X 0-0 41 DI 41 2B 1B 2-H	4 0 0 0 0 1 1 1 1 1 1 0 0 0						
21 Junior Lake, R (1, 7) OBP: 0.333, SLG: 0.333 41 Matt Szczur, R (6, 7) OBP: 0.500, SLG: 1.000	X 0-0 7 S 1B		C C C 0-3 ② K		X 0-0 ① F8		C C C 0-3 ① ② K 1-2		B X 1-0 1-H 2B	3 0 1 0 0 1 0 2 0 1 1 0 1 1						
7 Arismendy Alcántara, S (1, 8) OBP: 0.273, SLG: 0.222 40 Adron Chambers, L (6, 9) OBP: 0.200, SLG: 0.300	B X 1-0 ② P2 1-2		S S S 0-3 ③ K		X 0-0 9 S 1B		X 0-0 ③ G4-3		X 0-0 ③ G4-3	3 0 1 0 0 1 1 2 0 0 0 0 0 1						
68 Jorge Soler, R (1, 9) OBP: 0.333, SLG: 0.667 78 Albert Almora Jr., R (6, 8) OBP: 0.500, SLG: 0.625	X 0-0 ③ G6-3			C X 0-1 HR	X 0-0 ② F9			X 0-0 ① F9		3 1 1 1 0 0 2 1 0 0 0 0 0 0						
9 Javier Báez, R (1, 4) OBP: 0.091, SLG: 0.364 33 Mike Baxter, L (6, 3)		X 0-0 ① L7		S B X 1-1 HR	B X 1-0 ③ F7 1-2			X 0-0 ② G4-3		3 1 1 1 0 0 1 1 0 0 0 0 0 0						
76 Kris Bryant, R (1, 5) OBP: 0.500, SLG: 1.000 12 Taylor Teagarden, R (6, 2)		X 0-0 16 1B 1B		B S X 1-1 HR		X 0-0 ① F7		S S S 0-3 ③ K		3 1 2 1 0 0 0 1 0 0 0 0 1 0						
5 Welington Castillo, R (1, 2) OBP: 0.300, SLG: 0.600 48 Wes Darvill, L (6, 4) OBP: 0.333, SLG: 0.333		X 0-0 ② F9		X 0-0 1B		B B B S S X 3-2 HR			S S S 0-3 ① K	3 1 2 1 0 0 1 1 0 0 0 0 1 0						
16 Chris Valaika, R (1, 3) OBP: 0.167, SLG: 0.167 61 Christian Villanueva, R (6, 5)		X 0-0 1-2 1B		X 0-0 ① F9		X 0-0 ② B2-3			S S S 0-3 ② K	3 0 1 0 0 0 1 1 0 0 0 0 1 0						
75 Addison Russell, R (1, 6) OBP: 0.222, SLG: 0.333 86 Gleyber Torres, R (6, 6) OBP: 0.500, SLG: 1.000		X 0-0 ③ F9		X 0-0 ② F8		X 0-0 ③ F7			X 0-0 74 1B 2B	3 0 0 0 0 0 3 1 1 1 0 0 0 0						
Inning Stats	R: 0 H: 1 E: 0 LOB: 1 K: 1 BB: 0 S: 6 P: 7	R: 0 H: 2 E: 0 LOB: 2 K: 0 BB: 0 S: 5 P: 5	R: 0 H: 0 E: 0 LOB: 0 K: 2 BB: 0 S: 7 P: 7	R: 3 H: 4 E: 0 LOB: 1 K: 0 BB: 0 S: 10 P: 12	R: 0 H: 1 E: 0 LOB: 1 K: 0 BB: 0 S: 4 P: 5	R: 1 H: 1 E: 0 LOB: 0 K: 0 BB: 0 S: 6 P: 9	R: 0 H: 0 E: 1 LOB: 0 K: 1 BB: 0 S: 5 P: 5	R: 0 H: 0 E: 0 LOB: 0 K: 1 BB: 0 S: 5 P: 5	R: 2 H: 3 E: 0 LOB: 1 K: 2 BB: 0 S: 10 P: 11	1B: 6 SF: 0 2B: 3 SAC: 0 3B: 0 DP: 1 HR: 4 HBP: 0						

TOP

Chicago Cubs @ Cleveland Indians

Goodyear Ballpark, Goodyear, AZ

Tue Mar 10 2015, 4:07 PM - 7:04 PM EDT

Att. 5,307 - Sunny - 81 F

livebaseballscorecards.com

AB	39
R	6
H	12
RBI	6
BB	0
SO	7
LOB	12

WP: 0 PA: 39
PB: 0
SB: 2
CS: 1

PITCHER		IP	WLS	BF	H	R	ER	SO	BB	IBB	HBP	BLK	WP	HR	S	P	ERA	WHIP
47 Trevor Bauer, R ERA: 3.86	(1, 1)	4.0		19	7	3	3	3	0	0	0	0	0	3	28	31	6.75	1.750
38 Shaun Marcum, R ERA: 2.25	(5, 1)	2.0	W	8	2	1	1	0	0	0	0	0	0	1	10	14	4.50	1.000
48 Scott Atchison, R ERA:	(7, 1)	1.0	H	3	0	0	0	1	0	0	0	0	0	0	5	5	0.00	0.000
53 Jeff Manship, R ERA:	(8, 1)	1.0		3	0	0	0	1	0	0	0	0	0	0	5	5	0.00	0.000
49 Austin Adams, R ERA: 6.0	(9, 1)	1.0		6	3	2	2	2	0	0	0	0	0	0	10	11	18.00	3.000

PITCHER	IP	WLS	BF	H	R	ER	SO	BB	IBB	HBP	BLK	WP	HR	S	P	ERA	WHIP

BOTTOM

Batter	1	2	3	4	5	6	7	8	9	AB	R	H	RBI	BB	SO	LOB
24 Michael Bourn, L (1, 8) OBP: 0.615, SLG: 0.500 68 James Ramsey, L (6, PR) OBP: 0.417, SLG: 0.700 (7, 8)	0-0 41 FC6-4 1B	0-0 2-3 1B		B B B 4-0 22 CS BB		0-0 1-3 2-H 1B	0-0 2-H 2B			3 1	0 0	3 1	1 1	1 0	0 0	0 0
22 Jason Kipnis, L (1, 10) OBP: 0.222, SLG: 0.125 6 Zach Walters, S (7, PH) OBP: 0.273, SLG: 0.300 (8, 10)	0-0 ① F7	0-0 ③ F7		S C C 0-3 ②③ 1-2		S S S 0-3 ②	0-3 ③			4 1	0 0	0 0	0 0	0 0	2 1	6 1
9 Ryan Raburn, R (1, 9) OBP: 0.308, SLG: 0.308 75 Carlos Moncrief, L (6, 9) OBP: 0.267, SLG: 0.333	C C C 0-3 ②	0-0 E5 41 2B 4 SF9			0-0 ① G5-3	0-0 ③ F9		0-0 ① G6-3		3 2	1 0	0 0	0 0	0 0	1 0	1 2
41 Carlos Santana, S (1, 3) OBP: 0.294, SLG: 0.214 36 Jesús Aguilar, R (8, 3) OBP: 0.455, SLG: 0.500	0-0 ③ FC6-4 1-2f	0-0 62 1B 1-3 2B			B B B 4-0 4 1B BB		S S S 0-3 ① K	0-0 ② G5-3		3 1	1 0	1 0	0 0	1 0	1 0	1 0
4 Mike Aviles, R (1, 4) OBP: 0.308, SLG: 0.273 79 Audy Ciriaco, R (6, 4) OBP: 0.333, SLG: 0.556		0-0 E8 11 SH2 62 3B 1B	0-0 ① SF9 3-H		0-0 11 CS 1-3 1B		0-0 E5 67 2B 76 SF9	0-0 67 2B 1B		2 2	1 2	2 1	1 0	0 0	0 0	0 0
11 José Ramírez, S (1, 6) OBP: 0.214, SLG: 0.214 67 Francisco Lindor, S (6, 6) OBP: 0.462, SLG: 0.667	0-0 ① S S S SH2 2-3	0-3 ② K			B X 1-0 ②③ F8 1-2		0-0 76 SF9 77 2B 1-3 2B	0-0 1-H 2B		2 2	0 1	0 2	0 1	0 0	1 0	3 0
62 Tyler Holt, R (1, 7) OBP: 0.571, SLG: 0.727 76 Ryan Rohlinger, R (7, 5) OBP: 0.111, SLG: 0.500	0-0 12 E 3B 3-H	0-0 2-H 1B				0-0 24 1B 2B	0-0 ② SF9 2-3 3-H	0-0 ③ P4		3 1	2 0	3 0	2 1	0 0	0 0	0 1
73 Gio Urshela, R (1, 5) OBP: 0.273, SLG: 0.500 77 Destin Hood, R (6, PR) OBP: 0.444, SLG: 0.667 (7, 7)	0-0 ② G6-3	0-0 ③ F7				B B B 4-0 24 1B BB	0-0 55 PB 55 2B 3-H 2B			2 1	0 1	0 1	0 1	1 0	0 0	2 0
12 Brett Hayes, R (1, 2) OBP: 0.571, SLG: 1.000 55 Roberto Pérez, R (6, 2) OBP: 0.556, SLG: 0.714	0-0 E7 24 1B 3-H 1B			0-0 ① F8		S S S 0-3 ① B X K	1-0 68 2B 2-H 2B			2 2	0 1	1 1	1 1	0 0	0 1	0 2
Inning Stats	R: 0 E: 0 K: 1 S: 6 H: 1 LOB: 1 BB: 0 P: 6	R: 2 E: 2 K: 0 S: 7 H: 4 LOB: 2 BB: 0 P: 7	R: 2 E: 1 K: 1 S: 8 H: 2 LOB: 1 BB: 0 P: 8	R: 0 E: 0 K: 1 S: 4 H: 0 LOB: 1 BB: 1 P: 8	R: 0 E: 0 K: 0 S: 3 H: 1 LOB: 1 BB: 1 P: 8	R: 1 E: 0 K: 2 S: 9 H: 2 LOB: 2 BB: 1 P: 13	R: 4 E: 1 K: 2 S: 12 H: 4 LOB: 1 BB: 0 P: 13	R: 1 E: 0 K: 0 S: 5 H: 2 LOB: 1 BB: 0 P: 5		1B: 8 2B: 8 3B: 1 HR: 0	SF: 2 SAC: 1 DP: 1 HBP: 0					

PITCHER		IP	WLS	BF	H	R	ER	SO	BB	IBB	HBP	BLK	WP	HR	S	P	ERA	WHIP
37 Travis Wood, L ERA: 3.6	(1, 1)	3.0		17	7	4	2	2	0	0	0	0	0	0	21	21	6.00	2.333
80 Pierce Johnson, R ERA:	(4, 1)	2.0		7	1	0	0	1	2	0	0	0	0	0	7	16	0.00	1.500
50 Blake Parker, R ERA: 9.0	(6, 1)	1.0	L	6	2	1	1	2	1	0	0	0	0	0	9	13	9.00	3.000
60 Joe Ortiz, L ERA:	(7, 1)	0.2		5	2	3	1	1	0	0	0	0	0	0	7	7	13.50	3.000
82 Corey Black, R ERA: 13.5	(7, 1)	0.1		3	2	1	0	1	0	0	0	0	0	0	5	6	0.00	6.000

PITCHER		IP	WLS	BF	H	R	ER	SO	BB	IBB	HBP	BLK	WP	HR	S	P	ERA	WHIP
62 Donn Roach, R ERA: 9.0	(8, 1)	1.0		5	2	1	1	0	0	0	0	0	0	0	5	5	9.00	2.000

Chicago Cubs @ Cleveland Indians

Goodyear Ballpark, Goodyear, AZ

Tue Mar 10 2015, 4:07 PM - 7:04 PM EDT

Att. 5,307 - Sunny - 81 F

livebaseballscorecards.com

AB	37
R	10
H	16
RBI	10
BB	3
SO	7
LOB	19

WP: 0 PA: 43
PB: 1
SB: 0
CS: 2

Batter	1	2	3	4	5	6	7	8	9	AB	R	H	RBI	BB	SO	LOB
7 David Murphy, L (1, 9) OBP: 0.231, SLG: 0.231	G4-3		G3		F9		G5-3			3	0	0	0	0	0	1
84 Jordan Smith, L (5, 9) OBP: 0.200, SLG: 0.222										1	0	0	0	0	0	2
10 Yan Gomes, R (1, 2) OBP: 0.231, SLG: 0.538	K		G5-3		1B (1-2)			F8		3	0	1	0	0	1	0
54 Adam Moore, R (5, 2)										1	0	0	0	0	0	0
23 Michael Brantley, L (1, 7) OBP: 0.167, SLG: 0.167	P5			K	G4-3			G6-3		3	0	0	0	0	1	2
77 Destin Hood, R (5, 7) OBP: 0.400, SLG: 0.600										1	0	0	0	0	0	0
44 Brandon Moss, L (1, 10) OBP: 0.500, SLG: 1.833		3B		HR		K		F7		3	1	2	1	0	1	0
86 Jake Lowery, L (8, PH)										1	0	0	0	0	0	0
(8, 10)																
8 Lonnie Chisenhall, L (1, 5) OBP: 0.286, SLG: 0.231		P4		1B		1B (68 CS)			E5 (79 CS)	3	0	2	0	0	0	1
1 Michael Martinez, S (6, PR) OBP: 0.300, SLG: 0.400										1	0	0	0	0	0	0
(6, 5)																
68 James Ramsey, L (1, 8) OBP: 0.375, SLG: 0.538		BB (61 G6-4-3)		K		K (1-2)			K	3	0	0	0	1	3	3
61 Jerry Sands, R (1, 3) OBP: 0.538, SLG: 0.455		G6-4-3 (1-2f)		P4			1B (67 G3)		K (1-2)	3	0	1	0	0	0	3
79 Audy Ciriaco, R (7, PR) OBP: 0.300, SLG: 0.500										1	0	0	0	0	1	1
(7, 3)																
67 Francisco Lindor, S (1, 6) OBP: 0.438, SLG: 0.733			3B (78 G6-3)		F7		G3 (1-2)			3	1	1	0	0	0	1
78 Erik González, R (1, 4) OBP: 0.167, SLG: 0.091			G6-3 (3-H)		1B (10 1B)		K			3	0	1	1	0	1	2
Inning Stats	R: 0 E: 0 K: 1 S: 5 H: 0 LOB: 0 BB: 0 P: 5	R: 0 E: 0 K: 0 S: 3 H: 1 LOB: 1 BB: 1 P: 7	R: 1 E: 0 K: 0 S: 4 H: 1 LOB: 0 BB: 0 P: 4	R: 1 E: 0 K: 2 S: 11 H: 2 LOB: 1 BB: 0 P: 13	R: 0 E: 0 K: 0 S: 5 H: 2 LOB: 2 BB: 0 P: 5	R: 0 E: 0 K: 2 S: 7 H: 1 LOB: 1 BB: 0 P: 7	R: 0 E: 0 K: 1 S: 6 H: 1 LOB: 2 BB: 0 P: 6	R: 0 E: 0 K: 0 S: 3 H: 0 LOB: 0 BB: 0 P: 3	R: 0 E: 1 K: 2 S: 7 H: 0 LOB: 1 BB: 0 P: 7	1B: 5 2B: 2 3B: 2 HR: 1	SF: 0 SAC: 0 DP: 3 HBP: 0						

TOP

Cleveland Indians @ Oakland Athletics

Hohokam Stadium, Mesa, AZ

Wed Mar 11 2015, 4:04 PM - 6:42 PM EDT

Att. 5,017 - Partly Cloudy - 82 F

livebaseballscorecards.com

AB	33
R	2
H	8
RBI	2
BB	1
SO	8
LOB	16

WP: 0 PB: 0 SB: 0 CS: 2 PA: 34

PITCHER		IP	WLS	BF	H	R	ER	SO	BB	IBB	HBP	BLK	WP	HR	S	P	ERA	WHIP
31 Kendall Graveman, R ERA: 1.8	(1, 1)	3.0	W	11	2	1	1	1	1	0	0	0	0	0	12	16	3.00	1.000
56 Fernando Abad, L ERA: 3.0	(4, 1)	1.0	H	5	2	1	1	2	0	0	0	0	0	1	11	13	9.00	2.000
36 Tyler Clippard, R ERA: 13.5	(5, 1)	1.0	H	5	2	0	0	0	0	0	0	0	0	0	5	5	0.00	2.000
53 Ryan Verdugo, L ERA:	(6, 1)	1.0	H	3	1	0	0	2	0	0	0	0	0	0	7	7	0.00	1.000
71 Angel Castro, R ERA: 3.0	(7, 1)	1.0	H	4	1	0	0	1	0	0	0	0	0	0	6	6	0.00	1.000

PITCHER		IP	WLS	BF	H	R	ER	SO	BB	IBB	HBP	BLK	WP	HR	S	P	ERA	WHIP
76 Brock Huntzinger, R ERA: 2.25	(8, 1)	1.0	H	3	0	0	0	0	0	0	0	0	0	0	3	3	0.00	0.000
33 Fernando Rodriguez Jr., R ERA:	(9, 1)	1.0	S	3	0	0	0	2	0	0	0	0	0	0	7	7	0.00	0.000

Batter	1	2	3	4	5	6	7	8	9	AB	R	H	RBI	BB	SO	LOB
3 Craig Gentry, R (1, 8) OBP: 0.389, SLG: 0.429 7 Jason Pridie, L (7, 9) OBP: 0.294, SLG: 0.533	P4	SF7 3-H			F9		K			2 1	0 0	0 0	1 0	0 0	0 1	0 0
28 Eric Sogard, L (1, 4) OBP: 0.188, SLG: 0.200 52 Joey Wendle, L (7, 4) OBP: 0.533, SLG: 0.417	P4	P6			F9		K			3 1	0 0	0 0	0 0	0 0	0 1	2 0
18 Ben Zobrist, S (1, 9) OBP: 0.400, SLG: 0.769 79 Alex Hassan, R (6, 9) OBP: 0.412, SLG: 0.438 (7, 7)	G6-3		P6		F8			19 G3-1 2B		3 1	0 0	0 1	0 0	0 0	0 0	0 0
16 Billy Butler, R (1, 10) OBP: 0.250, SLG: 0.615 19 Josh Phegley, R (6, PH) OBP: 0.333, SLG: 0.583 (7, 10)	HR		G5-3			P6		G3-1 2-3		2 2	1 0	1 0	1 0	0 0	0 0	0 1
21 Stephen Vogt, L (1, 2) 45 Bryan Anderson, L (6, 2) OBP: 0.556, SLG: 0.429	E8 77 F8 1 1B		F8			G3		K		2 2	1 0	0 0	0 0	0 1	0 1	0 1
10 Marcus Semien, R (1, 6) OBP: 0.579, SLG: 0.875 78 Niuman Romero, S (7, 6) OBP: 0.167, SLG: 0.167	BB 1 1B 12 BB 3 SF7			F8		77 1B		F7		2 1	1 0	1 0	0 0	1 0	0 0	0 1
77 Matt Olson, L (1, 3) OBP: 0.350, SLG: 0.375	F8 2-3			F8		1-2 1B				3	0	1	0	0	0	2
12 Andy Parrino, S (1, 5) OBP: 0.333, SLG: 0.308 50 Max Muncy, L (4, 5) OBP: 0.500, SLG: 0.667	BB 1 1B 1-2			2B		G3				0 2	0 0	0 1	0 0	1 0	0 0	0 2
1 Billy Burns, S (1, 7) OBP: 0.391, SLG: 0.500 (7, 8)	1B 1-2 2-3 3-H			G4-3			P2			3	0	1	1	0	0	1

BOTTOM

Cleveland Indians @ Oakland Athletics

Hohokam Stadium, Mesa, AZ

Wed Mar 11 2015, 4:04 PM - 6:42 PM EDT

Att. 5,017 - Partly Cloudy - 82 F

livebaseballscorecards.com

	AB	R	H	RBI	BB	SO	LOB
	30	3	6	3	2	3	10

Inning Stats	1	2	3	4	5	6	7	8	9
	R: 0 E: 0 K: 0 S: 3	R: 3 E: 1 K: 0 S: 8	R: 0 E: 0 K: 0 S: 3	R: 0 E: 0 K: 0 S: 4	R: 0 E: 0 K: 0 S: 3	R: 0 E: 0 K: 2 S: 5	R: 0 E: 0 K: 2 S: 7	R: 0 E: 0 K: 1 S: 6	
	H: 0 LOB: 0 BB: 0 P: 3	H: 2 LOB: 2 BB: 2 P: 17	H: 0 LOB: 0 BB: 0 P: 3	H: 1 LOB: 1 BB: 0 P: 4	H: 0 LOB: 0 BB: 0 P: 3	H: 2 LOB: 2 BB: 0 P: 5	H: 0 LOB: 0 BB: 0 P: 7	H: 1 LOB: 1 BB: 0 P: 6	

	1B	SF	PA
	3	1	33
	2B	SAC	
	2	0	
	3B	DP	
	0	0	
	HR	HBP	
	1	0	

	WP	PB	SB	CS
	0	0	0	0

PITCHER		IP	WLS	BF	H	R	ER	SO	BB	IBB	HBP	BLK	WP	HR	S	P	ERA	WHIP
31 Danny Salazar, R ERA: 7.36	(1, 1)	1.2	L	10	2	3	1	0	2	0	0	0	0	1	10	19	5.40	2.400
83 Dustin Molleken, R ERA: 3.86	(2, 1)	1.1		4	0	0	0	0	0	0	0	0	0	0	4	4	0.00	0.000
37 Cody Allen, R ERA:	(4, 1)	1.0		4	1	0	0	0	0	0	0	0	0	0	4	4	0.00	1.000
50 Nick Hagadone, L ERA:	(5, 1)	1.0		3	0	0	0	0	0	0	0	0	0	0	3	3	0.00	0.000
56 Bryan Price, R ERA: 13.5	(6, 1)	1.0		5	2	0	0	0	0	0	0	0	0	0	5	5	0.00	2.000

PITCHER		IP	WLS	BF	H	R	ER	SO	BB	IBB	HBP	BLK	WP	HR	S	P	ERA	WHIP
69 Ryan Merritt, L ERA: 6.0	(7, 1)	1.0		3	0	0	0	2	0	0	0	0	0	0	7	7	0.00	0.000
70 Cody Anderson, R ERA:	(8, 1)	1.0		4	1	0	0	1	0	0	0	0	0	0	6	6	0.00	1.000

Kansas City Royals @ Cleveland Indians

Goodyear Ballpark, Goodyear, AZ

Thu Mar 12 2015, 4:06 PM - 7:35 PM EDT

Att. 4,803 - Partly Cloudy - 82 F

TOP

livebaseballscorecards.com

Batter	1	2	3	4	5	6	7	8	9	AB	R	H	RBI	BB	SO	LOB
2 Alcides Escobar, R (1, 6) OBP: 0.375, SLG: 0.400	F9		1-H 2B	1-2 F9		F8	F9		F8	3	0	1	1	0	0	1
75 Adalberto Mondesi, S (6, PH) OBP: 0.375, SLG: 0.500 (6, 6)										3	0	0	0	0	0	6
1 Jarrod Dyson, L (1, 8) OBP: 0.389, SLG: 0.529	K		F7		13 2B 1B	1-3 2-H 2B		BBBB 76 G4-6-3 BB		2	0	0	0	0	1	1
99 Bubba Starling, R (4, 8) OBP: 0.364, SLG: 0.333										2	1	2	1	1	0	0
14 Omar Infante, R (1, 10) OBP: 0.111, SLG: 0.250	G1-3		G4-3		P3	SF9 3-H		F9		4	0	0	1	0	0	3
13 Salvador Perez, R (1, 2) OBP: 0.235, SLG: 0.353		43 G5-4-3 1B		43 1B 16 3B 2B	43 WP 1-H 16 FC4-6 2B	G6-3		G4-6-3 1-2f		3	1	3	1	0	0	0
34 Rey Fuentes, L (5, PR) OBP: 0.300, SLG: 0.333										0	1	0	0	0	0	0
76 J.C. Boscan, R (5, 2) OBP: 0.286, SLG: 0.286										2	0	0	0	0	0	2
43 Moisés Sierra, R (1, 9) OBP: 0.375, SLG: 0.357		G5-4-3 1-2f		16 3B 2-3 1B	BBBB 16 FC4-6 2-3 BB		G5-3		60 BB 2B	2	1	1	0	1	0	1
7 Jorge Bonifacio, R (6, 9) OBP: 0.333, SLG: 0.556										2	0	1	0	0	0	0
16 Paulo Orlando, R (1, 7) OBP: 0.467, SLG: 0.800		1B		24 1B 1-H 3-H 3B	FC4-6 66 FC6-4 1-2f 3-H		61 S 61 HR 1B		SSS K	3	1	2	3	0	0	2
45 Lane Adams, R (6, 7) OBP: 0.333, SLG: 0.333										2	1	1	0	0	1	1
66 Matt Fields, R (1, 3) OBP: 0.200, SLG: 0.222		F8	SSS K	FC6-4 1-2f		BBBSSX 2-2 1-H HR			G5-3	3	0	0	0	0	1	4
61 Cheslor Cuthbert, R (6, 3) OBP: 0.333, SLG: 0.615										2	1	1	2	0	0	1
24 Christian Colón, R (1, 4) OBP: 0.529, SLG: 0.385			G6-3	9 CS 3-H 1B		9 1B 99 2B 1B	F8	BBBB 60 BB BB		3	1	2	1	0	0	0
12 Ryan Roberts, R (6, 4) OBP: 0.462, SLG: 0.636										1	0	0	0	1	0	0
9 Ryan Jackson, R (1, 5) OBP: 0.800, SLG: 0.700			2 2B 1B	BBBB 2 S 1-2 BB		99 2B 14 SF9 1-2 1B	E6		BBBB 1-2 2-3 BB	2	2	2	0	1	0	0
60 Hunter Dozier, R (6, 5) OBP: 0.200, SLG: 0.111										1	0	0	0	1	0	0
AB										**40**						
R											**10**					
H												**16**				
RBI													**10**			
BB														**5**		
SO															**3**	
LOB																**22**

Inning Stats	1	2	3	4	5	6	7	8	9
	R: 0 E: 0 K: 1 S: 5 H: 0 LOB: 0 BB: 0 P: 5	R: 0 E: 0 K: 0 S: 4 H: 2 LOB: 1 BB: 0 P: 4	R: 1 E: 0 K: 0 S: 5 H: 2 LOB: 0 BB: 0 P: 5	R: 3 E: 0 K: 1 S: 8 H: 4 LOB: 1 BB: 1 P: 13	R: 2 E: 0 K: 0 S: 5 H: 2 LOB: 2 BB: 1 P: 9	R: 2 E: 0 K: 0 S: 6 H: 3 LOB: 1 BB: 0 P: 6	R: 2 E: 1 K: 0 S: 8 H: 2 LOB: 1 BB: 0 P: 10	R: 0 E: 0 K: 0 S: 2 H: 0 LOB: 0 BB: 1 P: 6	R: 0 E: 0 K: 1 S: 6 H: 1 LOB: 3 BB: 2 P: 14

1B: 9 SF: 1
2B: 5 SAC: 0
3B: 1 DP: 2
HR: 1 HBP: 0

WP: 1 PA: 46
PB: 0
SB: 2
CS: 1

PITCHER		IP	WLS	BF	H	R	ER	SO	BB	IBB	HBP	BLK	WP	HR	S	P	ERA	WHIP
66 Nick Maronde, L ERA: 3.38	(1, 1)	3.0		12	4	1	1	1	0	0	0	0	0	0	14	14	3.00	1.333
27 Bryan Shaw, R ERA: 21.6	(4, 1)	1.0	L	7	4	3	3	1	1	0	0	0	0	0	8	13	27.00	5.000
39 Scott Downs, L ERA: 7.71	(5, 1)	0.1		4	2	2	2	0	1	0	0	0	1	0	3	7	54.00	9.000
51 Anthony Swarzak, R ERA: 12.27	(5, 1)	1.2		8	3	2	2	0	0	0	0	0	0	0	8	8	10.80	1.800
74 Charles Brewer, R ERA: 10.8	(7, 1)	1.0		6	2	2	2	0	0	0	0	0	0	1	8	10	18.00	2.000

PITCHER		IP	WLS	BF	H	R	ER	SO	BB	IBB	HBP	BLK	WP	HR	S	P	ERA	WHIP
20 C.C. Lee, R ERA:	(8, 1)	1.0		3	0	0	0	0	1	0	0	0	0	0	2	6	0.00	1.000
53 Jeff Manship, R ERA:	(9, 1)	1.0		6	1	0	0	1	2	0	0	0	0	0	6	14	0.00	3.000

BOTTOM

Batter	1	2	3	4	5	6	7	8	9	AB	R	H	RBI	BB	SO	LOB
24 Michael Bourn, L (1, 8) OBP: 0.625, SLG: 0.538	E9 11 G5-3 1B	9 WP 11 WP 1B		K		78 G5-4-3 1B		G4-6-3 1-2f		3	1	2	0	0	1	1
72 Tyler Naquin, L (5, 8) OBP: 0.300, SLG: 0.300										2	0	1	0	0	0	3
11 José Ramírez, S (1, 6) OBP: 0.176, SLG: 0.176	G5-3 3-H	K 1-2			F9	G5-4-3 1-2f			BB	3	0	0	1	0	1	1
78 Erik González, R (6, 6) OBP: 0.214, SLG: 0.083										1	0	0	0	1	0	1
9 Ryan Raburn, R (1, 9) OBP: 0.333, SLG: 0.400	41 1B 2B	G5-3 2-3			41 HR 1B		G4-3		K	2	0	1	0	0	0	1
75 Carlos Moncrief, L (4, 9) OBP: 0.278, SLG: 0.333										3	1	1	0	0	1	1
41 Carlos Santana, S (1, 3) OBP: 0.350, SLG: 0.471	2-3 1B		F8		1-H HR		K		P4	3	1	2	2	0	0	0
79 Audy Ciriaco, R (6, 3) OBP: 0.250, SLG: 0.417										2	0	0	0	0	1	1
4 Mike Aviles, R (1, 5) OBP: 0.313, SLG: 0.286	P4	L6			36 F8 76 BB 1B		K		L4	3	0	1	0	0	0	2
1 Michael Martinez, S (5, PR) OBP: 0.250, SLG: 0.333										2	0	0	0	0	1	1
(6, 4)																
6 Zach Walters, S (1, 4) OBP: 0.231, SLG: 0.250	F8	K			BB			12 HBP 36 1B 1B		2	0	0	0	0	1	2
76 Ryan Rohlinger, R (5, PH) OBP: 0.273, SLG: 0.556										1	0	1	0	1	0	0
(6, 5)																
36 Jesús Aguilar, R (1, 10) OBP: 0.467, SLG: 0.500	62 G3-1 55 HR 1B	G3-1		F8 2-3				12 HBP 1-2 1B		4	1	2	0	0	0	2
62 Tyler Holt, R (1, 7) OBP: 0.444, SLG: 0.533	G3-1 1-2	G3-1	G5-3					K		4	0	0	0	0	1	5
55 Roberto Pérez, R (1, 2) OBP: 0.636, SLG: 1.125	2-H HR	BB		G4-3			72 G4-6-3 1-2 2-3 HBP			1	1	1	2	1	0	0
12 Brett Hayes, R (6, 2) OBP: 0.556, SLG: 0.857										1	0	0	0	0	0	0

Inning Stats	1	2	3	4	5	6	7	8	9
	R: 1 H: 3 E: 1 LOB: 2 K: 0 BB: 0 S: 6 P: 6	R: 2 H: 3 E: 0 LOB: 1 K: 1 BB: 0 S: 10 P: 14	R: 0 H: 0 E: 0 LOB: 0 K: 1 BB: 0 S: 5 P: 5	R: 0 H: 0 E: 0 LOB: 1 K: 1 BB: 1 S: 5 P: 9	R: 2 H: 3 E: 0 LOB: 2 K: 0 BB: 1 S: 7 P: 11	R: 0 H: 1 E: 0 LOB: 0 K: 0 BB: 0 S: 3 P: 3	R: 0 H: 0 E: 0 LOB: 0 K: 2 BB: 0 S: 7 P: 7	R: 0 H: 2 E: 0 LOB: 2 K: 1 BB: 0 S: 6 P: 7	R: 0 H: 0 E: 0 LOB: 1 K: 1 BB: 1 S: 5 P: 9

PITCHER	IP	WLS	BF	H	R	ER	SO	BB	IBB	HBP	BLK	WP	HR	S	P	ERA	WHIP
41 Danny Duffy, L (1, 1) ERA: 6.75	2.0		12	6	3	3	1	0	0	0	0	2	1	16	20	13.50	3.000
67 Franklin Morales, L (3, 1) ERA:	1.0	W	3	0	0	0	1	0	0	0	0	0	0	5	5	0.00	0.000
44 Luke Hochevar, R (4, 1) ERA:	1.0	H	4	0	0	0	1	1	0	0	0	0	0	5	9	0.00	1.000
52 Casey Coleman, R (5, 1) ERA: 9.0	1.0		7	3	2	2	0	1	0	0	0	0	1	7	11	18.00	4.000
46 Ryan Madson, R (6, 1) ERA: 4.5	1.0		3	1	0	0	0	0	0	0	0	0	0	3	3	0.00	1.000

PITCHER	IP	WLS	BF	H	R	ER	SO	BB	IBB	HBP	BLK	WP	HR	S	P	ERA	WHIP
72 Christian Binford, R (7, 1) ERA:	3.0	S	12	2	0	0	4	1	0	1	0	0	0	18	23	0.00	1.000

Kansas City Royals @ Cleveland Indians

Goodyear Ballpark, Goodyear, AZ

Thu Mar 12 2015, 4:06 PM - 7:35 PM EDT

Att. 4,803 - Partly Cloudy - 82 F

livebaseballscorecards.com

AB	37
R	5
H	12
RBI	5
BB	3
SO	7
LOB	21

1B: 9	SF: 0	WP: 2	PA: 41
2B: 1	SAC: 0	PB: 0	
3B: 0	DP: 2	SB: 0	
HR: 2	HBP: 1	CS: 0	

Batter	1	2	3	4	5	6	7	8	9	AB	R	H	RBI	BB	SO	LOB
11 AJ Pollock, R (1, 8) OBP: 0.450, SLG: 0.474	G1-3		1B		K			BB	K	3	0	1	0	0	1	0
6 Evan Marzilli, L (5, 8)										1	1	0	0	1	1	0
4 Cliff Pennington, S (1, 6)	F8		P6			F7		BB	K	3	0	0	0	0	0	1
76 Danny Worth, R (6, 6) OBP: 0.278, SLG: 0.294										1	1	0	0	1	1	0
44 Paul Goldschmidt, R (1, 3) OBP: 0.444, SLG: 0.429	1B		F9			1B		K		3	0	2	0	0	0	1
79 Danny Dorn, L (6, PR) OBP: 0.286, SLG: 0.421 (6, 3)										1	0	0	0	0	1	2
6 David Peralta, L (1, 7) OBP: 0.476, SLG: 0.375	BB			G6-3		1B		F8		2	0	1	0	1	0	0
28 Nick Evans, R (6, 7) OBP: 0.357, SLG: 0.417										1	0	0	0	0	0	2
72 Peter O'Brien, R (1, 2) OBP: 0.333, SLG: 0.250	FC6-4			K		F9		E5		3	0	0	0	0	1	4
60 Blake Lalli, L (7, 2) OBP: 0.286, SLG: 0.333										1	0	0	0	0	0	1
19 Jake Lamb, L (1, 5) OBP: 0.292, SLG: 0.571		K		2B		G1-3		1B		3	0	1	0	0	1	2
31 Jordan Pacheco, R (6, 5) OBP: 0.429, SLG: 0.455										1	0	1	1	0	0	0
75 Jamie Romak, R (1, 10) OBP: 0.412, SLG: 0.667		F7		K			K	BB		3	0	0	0	1	2	1
62 Brandon Drury, R (1, 4) OBP: 0.455, SLG: 0.833		F9			G6-3		F7	F9		3	0	0	0	0	0	0
74 Walter Ibarra, S (7, 4) OBP: 0.462, SLG: 0.500										1	0	0	0	0	0	3
68 Sócrates Brito, L (1, 9) OBP: 0.238, SLG: 0.300			F7		K		P5		F7	3	0	0	0	0	1	0
77 Nick Buss, L (7, 9) OBP: 0.250, SLG: 0.211										1	0	0	0	0	0	0
Inning Stats	R: 0 E: 0 K: 0 S: 4 H: 1 LOB: 2 BB: 1 P: 8	R: 0 E: 0 K: 1 S: 5 H: 0 LOB: 0 BB: 0 P: 5	R: 0 E: 0 K: 0 S: 4 H: 1 LOB: 1 BB: 0 P: 4	R: 0 E: 0 K: 2 S: 8 H: 1 LOB: 1 BB: 0 P: 8	R: 0 E: 0 K: 2 S: 7 H: 0 LOB: 0 BB: 0 P: 7	R: 0 E: 0 K: 0 S: 5 H: 2 LOB: 2 BB: 0 P: 5	R: 0 E: 0 K: 1 S: 5 H: 0 LOB: 0 BB: 0 P: 5	R: 2 E: 1 K: 1 S: 7 H: 1 LOB: 3 BB: 3 P: 19	R: 0 E: 0 K: 2 S: 7 H: 0 LOB: 0 BB: 0 P: 7	1B: 5 2B: 1 3B: 0 HR: 0 SF: 0 SAC: 0 DP: 0 HBP: 0						

TOP

Arizona Diamondbacks @ Cleveland Indians

Goodyear Ballpark, Goodyear, AZ

Fri Mar 13 2015, 4:06 PM - 7:05 PM EDT

Att. 5,660 - Sunny - 82 F

livebaseballscorecards.com

AB	34
R	2
H	6
RBI	1
BB	4
SO	9
LOB	17

PITCHER		IP	WLS	BF	H	R	ER	SO	BB	IBB	HBP	BLK	WP	HR	S	P	ERA	WHIP
34 Zach McAllister, R ERA: 5.0	(1, 1)	4.0	W	16	3	0	0	3	1	0	0	0	0	0	21	25	0.00	1.000
49 Austin Adams, R ERA: 4.5	(5, 1)	1.0		3	0	0	0	2	0	0	0	0	0	0	7	7	0.00	0.000
48 Scott Atchison, R ERA:	(6, 1)	1.0		5	2	0	0	0	0	0	0	0	0	0	5	5	0.00	2.000
50 Nick Hagadone, L ERA:	(7, 1)	1.0		3	0	0	0	1	0	0	0	0	0	0	5	5	0.00	0.000
83 Dustin Molleken, R ERA: 3.0	(8, 1)	0.2		7	1	2	0	1	3	0	0	0	0	0	6	18	0.00	6.000

PITCHER		IP	WLS	BF	H	R	ER	SO	BB	IBB	HBP	BLK	WP	HR	S	P	ERA	WHIP
71 Shawn Armstrong, R ERA: 11.57	(8, 1)	1.1	S	4	0	0	0	2	0	0	0	0	0	0	8	8	0.00	0.000

BOTTOM

Arizona Diamondbacks @ Cleveland Indians

Goodyear Ballpark, Goodyear, AZ

Fri Mar 13 2015, 4:06 PM - 7:05 PM EDT

Att. 5,660 - Sunny - 82 F

livebaseballscorecards.com

Batter	1	2	3	4	5	6	7	8	9	AB	R	H	RBI	BB	SO	LOB
24 Michael Bourn, L (1, 8) OBP: 0.579, SLG: 0.688 84 Jordan Smith, L (4, 8) OBP: 0.250, SLG: 0.200	F8	HR	K		P5			BB		3 1	1 0	1 0	1 0	0 1	1 0	0 0
22 Jason Kipnis, L (1, 4) OBP: 0.333, SLG: 0.455 1 Michael Martinez, S (4, 4) OBP: 0.214, SLG: 0.286	23 1B 2B	8 E 2B	G6-3			F8		F7		3 2	1 0	2 0	0 0	0 0	0 0	0 1
23 Michael Brantley, L (1, 7) OBP: 0.267, SLG: 0.214 68 James Ramsey, L (4, 7) OBP: 0.333, SLG: 0.467	2-H 1B	8 E BB	F7			K		K		2 2	0 0	1 0	1 0	1 0	0 2	0 1
41 Carlos Santana, S (1, 3) OBP: 0.375, SLG: 0.476 79 Audy Ciriaco, R (6, PR) OBP: 0.250, SLG: 0.417 (7, 3)	8 2B 1B	K		K		1B				4 0	0 0	2 0	0 0	0 0	2 0	2 0
8 Lonnie Chisenhall, L (1, 5) OBP: 0.333, SLG: 0.313 11 Yandy Díaz, R (7, 5)	1-3 2B	E4 1-2 2-3		7 G4-3 BB		F7				3 0	0 0	1 0	0 0	1 0	0 0	3 0
7 David Murphy, L (1, 10) OBP: 0.235, SLG: 0.188	BB	G3-1		G4-3 1-2			G5-3			3	0	0	0	1	0	4
75 Carlos Moncrief, L (1, 9) OBP: 0.273, SLG: 0.286	G3-1		11 1B 12 HR BB	G6-3			F8			3	1	0	0	1	0	4
11 José Ramírez, S (1, 6) OBP: 0.238, SLG: 0.381 76 Ryan Rohlinger, R (8, 6) OBP: 0.273, SLG: 0.556		HR	12 HR 1-3 1B		G6-3		K			4 0	2 0	2 0	1 0	0 0	1 0	0 0
12 Brett Hayes, R (1, 2) OBP: 0.500, SLG: 1.000 54 Adam Moore, R (6, 2)	K	1-H 3-H HR			G6-3			G4-3		3 1	1 0	1 0	3 0	0 0	1 0	0 0
Inning Stats	R: 1 E: 0 K: 0 S: 6 H: 4 LOB: 3 BB: 1 P: 10	R: 2 E: 1 K: 2 S: 13 H: 3 LOB: 3 BB: 1 P: 20	R: 3 E: 0 K: 1 S: 7 H: 2 LOB: 0 BB: 1 P: 11	R: 0 E: 0 K: 1 S: 5 H: 0 LOB: 1 BB: 1 P: 9	R: 0 E: 0 K: 0 S: 3 H: 0 LOB: 0 BB: 0 P: 3	R: 0 E: 0 K: 1 S: 6 H: 1 LOB: 1 BB: 0 P: 6	R: 0 E: 0 K: 1 S: 5 H: 0 LOB: 0 BB: 0 P: 5	R: 0 E: 0 K: 1 S: 5 H: 0 LOB: 1 BB: 1 P: 9		1B: 4 2B: 3 3B: 0 HR: 3 SF: 0 SAC: 0 DP: 0 HBP: 0						

	AB	34
	R	6
	H	10
	RBI	6
	BB	5
	SO	7
	LOB	15

PITCHER		IP	WLS	BF	H	R	ER	SO	BB	IBB	HBP	BLK	WP	HR	S	P	ERA	WHIP
58 Jeremy Hellickson, R ERA: 7.36	(1, 1)	1.2	L	14	7	3	3	2	2	0	0	0	0	2	18	29	16.20	5.400
31 RJ Hively, R ERA:	(2, 1)	0.1		1	0	0	0	0	0	0	0	0	0	0	1	1	0.00	0.000
41 Daniel Hudson, R ERA: 6.75	(3, 1)	2.0		10	2	3	3	2	2	0	0	0	0	1	12	20	13.50	2.000
65 A.J. Schugel, R ERA:	(5, 1)	2.0		7	1	0	0	1	0	0	0	0	0	0	9	9	0.00	0.500
32 Yoan López, R ERA: 9.82	(7, 1)	2.0		7	0	0	0	2	1	0	0	0	0	0	10	14	0.00	0.500

PITCHER	IP	WLS	BF	H	R	ER	SO	BB	IBB	HBP	BLK	WP	HR	S	P	ERA	WHIP

Cleveland Indians @ Chicago Cubs

Sloan Park, Mesa, AZ

Fri Mar 13 2015, 4:09 PM - 7:08 PM EDT

Att. 15,150 - Sunny - 82 F

TOP

livebaseballscorecards.com

Batter	1	2	3	4	5	6	7	8	9	AB	R	H	RBI	BB	SO	LOB
67 Francisco Lindor, S (1, 6) OBP: 0.350, SLG: 0.579	G5-3		G4-3	G6-3 1-2		L9		F8		4	0	0	0	0	0	1
9 Yu Chang, R (8, PH) (8, 6)										1	0	0	0	0	0	0
4 Mike Aviles, R (1, 5) OBP: 0.400, SLG: 0.389	G5-3		10 BB 61 1B	2-H 1B			61 E 28 BB 44 1B		G4-3	4	1	3	1	0	0	0
29 Taylor Murphy, L (7, PR) (7, 5) OBP: 0.333, SLG: 0.667										1	1	0	0	0	0	0
10 Yan Gomes, R (1, 2) OBP: 0.313, SLG: 0.733	HR		61 1B 17 HR 1-2 BB	G4-3			K		28 1B BB	2	2	1	1	1	0	1
86 Jake Lowery, L (6, 2)										1	0	0	0	1	1	1
36 Jesús Aguilar, R (1, 3) OBP: 0.444, SLG: 0.438	61 WP BB		K		F9		44 1B 61 E 78 G1-2-3 1-2 BB		24 G6-4-3 1-2 1B	2	0	0	0	1	1	2
28 Bradley Zimmer, L (6, 8) OBP: 1.000, SLG: 2.000										1	0	1	0	1	0	0
61 Jerry Sands, R (1, 9) OBP: 0.529, SLG: 0.533	G5-3 1-2		17 HR 1-2 2-H 1B		2B		E5 44 1B 1-2 2-3		G6-4-3 1-2f	4	1	2	1	0	0	3
(6, 3)																
24 Nellie Rodriguez, R (8, 3)										1	0	0	0	0	0	2
17 Clint Frazier, R (1, 10) OBP: 0.333, SLG: 1.333		K	1-H 2-H HR		K		1-2 2-3 3-H 1B			3	1	1	3	0	2	1
44 Bobby Bradley, L (7, PH) OBP: 0.667, SLG: 0.667										1	0	1	1	0	0	0
(7, 10)																
78 Erik González, R (1, 4) OBP: 0.167, SLG: 0.063		G4-3	G4-3		K		G1-2-3 3-Hf			4	0	0	0	0	1	4
12 Ronny Rodríguez, R (8, 4)										0	0	0	0	0	0	0
72 Tyler Naquin, L (1, 8) OBP: 0.286, SLG: 0.286	1B			G4-3		K		G3-1		4	0	1	0	0	1	0
(6, 9)																
77 Destin Hood, R (1, 7) OBP: 0.385, SLG: 0.538		K		67 G6-3 4 1B		G1-3		G6-3		3	1	1	0	0	1	1
33 Mike Papi, L (6, 7)										1	0	0	0	0	0	0

	AB	37
	R	7
	H	11
	RBI	7
	BB	4
	SO	7
	LOB	16

Inning Stats	1	2	3	4	5	6	7	8	9
	R: 1 H: 1 E: 0 LOB: 1 K: 0 BB: 1 S: 7 P: 14	R: 0 H: 1 E: 0 LOB: 1 K: 2 BB: 0 S: 8 P: 8	R: 4 H: 3 E: 0 LOB: 0 K: 1 BB: 1 S: 9 P: 13	R: 1 H: 2 E: 0 LOB: 1 K: 0 BB: 0 S: 5 P: 5	R: 0 H: 1 E: 0 LOB: 1 K: 2 BB: 0 S: 8 P: 8	R: 0 H: 0 E: 0 LOB: 0 K: 1 BB: 0 S: 5 P: 5	R: 1 H: 2 E: 1 LOB: 2 K: 1 BB: 1 S: 7 P: 11	R: 0 H: 0 E: 0 LOB: 0 K: 0 BB: 0 S: 3 P: 3	R: 0 H: 1 E: 0 LOB: 1 K: 0 BB: 1 S: 3 P: 7

1B: 8	SF: 0	WP: 1	PA: 41
2B: 1	SAC: 0	PB: 0	
3B: 0	DP: 2	SB: 0	
HR: 2	HBP: 0	CS: 0	

PITCHER		IP	WLS	BF	H	R	ER	SO	BB	IBB	HBP	BLK	WP	HR	S	P	ERA	WHIP
18 Tsuyoshi Wada, L ERA: 5.4	(1, 1)	0.2		4	1	1	1	0	1	0	0	0	0	1	6	12	13.50	3.000
98 Zach Cates, R ERA:	(1, 1)	0.1		1	0	0	0	0	0	0	0	0	1	0	1	2	0.00	0.000
52 Justin Grimm, R ERA: 4.91	(2, 1)	1.2	L	8	2	2	2	3	1	0	0	0	0	0	13	17	10.80	1.800
84 Jeff Lorick, L ERA: 54.0	(3, 1)	0.1		3	2	2	2	0	0	0	0	0	0	1	4	4	54.00	6.000
30 Jason Motte, R ERA: 10.13	(4, 1)	1.0		5	2	1	1	0	0	0	0	0	0	0	5	5	9.00	2.000

PITCHER		IP	WLS	BF	H	R	ER	SO	BB	IBB	HBP	BLK	WP	HR	S	P	ERA	WHIP
Hunter Cervenka, L ERA: 15.43	(5, 1)	2.0		7	1	0	0	3	0	0	0	0	0	0	13	13	0.00	0.500
54 Neil Ramírez, R ERA: 6.0	(7, 1)	1.0		6	2	1	1	1	1	0	0	0	0	0	7	11	9.00	3.000
27 Phil Coke, L ERA:	(8, 1)	1.0		3	0	0	0	0	0	0	0	0	0	0	3	3	0.00	0.000
48 Francisley Bueno, L ERA: 2.45	(9, 1)	1.0		4	1	0	0	0	1	0	0	0	0	0	3	7	0.00	2.000

Cleveland Indians @ Chicago Cubs

Sloan Park, Mesa, AZ

Fri Mar 13 2015, 4:09 PM - 7:08 PM EDT

Att. 15,150 - Sunny - 82 F

livebaseballscorecards.com

BOTTOM

Batter	1	2	3	4	5	6	7	8	9	AB	R	H	RBI	BB	SO	LOB
15 Chris Denorfia, R (1, 10) OBP: 0.250, SLG: 0.143	G6-3		K			G6-3		G6-4-3 1-2f 2-3		4	0	0	0	0	1	2
41 Matt Szczur, R (1, 8) OBP: 0.400, SLG: 0.833	HR			G6-3		K		K2-3		3	1	1	1	0	1	0
77 Dustin Geiger, R (7, 3)										1	0	0	0	0	1	1
7 Arismendy Alcántara, S (1, 4) OBP: 0.188, SLG: 0.143	K			K			F7		86 2B 1B	2	0	0	0	0	2	0
40 Adron Chambers, L (7, 8) OBP: 0.214, SLG: 0.308										2	1	1	0	0	0	0
13 Starlin Castro, R (1, 6) OBP: 0.143, SLG: 0.214	F8			F9			G6-3		1-H 51 1B 2B	3	0	0	0	0	0	0
86 Gleyber Torres, R (8, 6) OBP: 0.667, SLG: 1.333										1	1	1	1	0	0	0
20 Mike Olt, R (1, 5) OBP: 0.474, SLG: 0.714		E4 8 L4-3			F9		1B			2	0	0	0	0	0	0
94 Jeimer Candelario, S (7, 5) OBP: 0.250, SLG: 0.250										2	0	1	0	0	1	1
8 Chris Coghlan, L (1, 7) OBP: 0.667, SLG: 0.667		L4-3 1-1			6 PB 3 S 1B		K		79 DI 2-H 1B	2	0	1	0	0	0	1
51 Raffy Lopez, L (7, 2) OBP: 0.375, SLG: 0.167										2	0	1	1	0	1	1
3 David Ross, R (1, 2) OBP: 0.200, SLG: 0.200		G6-3			K 1-2			79 BB 94 1B 1B	K	2	0	0	0	0	1	1
83 John Andreoli, R (7, 7) OBP: 0.333, SLG: 0.333										2	1	1	0	0	1	1
6 Ryan Sweeney, L (1, 9) OBP: 0.400, SLG: 0.444			K		G1-3 2-3			15 G6-4-3 94 1B 1-2 BB	G6-3 1-2	2	0	0	0	0	1	1
79 Billy McKinney, L (7, 9) OBP: 0.600, SLG: 1.250										1	0	0	0	1	0	1
33 Mike Baxter, L (1, 3) OBP: 0.143, SLG: 0.091			K			G1-3		15 G6-4-3 1-2 2-H 1B		2	0	0	0	0	1	0
94 Daniel Lockhart, L (7, 4) OBP: 0.333, SLG: 0.333										1	0	1	1	0	0	0

	AB	34
	R	4
	H	8
	RBI	4
	BB	1
	SO	11
	LOB	10

Inning Stats	1	2	3	4	5	6	7	8	9
	R: 1 E: 0 K: 1 S: 7	R: 0 E: 1 K: 0 S: 3	R: 0 E: 0 K: 3 S: 9	R: 0 E: 0 K: 1 S: 5	R: 0 E: 0 K: 1 S: 5	R: 0 E: 0 K: 1 S: 5	R: 0 E: 0 K: 1 S: 6	R: 1 E: 0 K: 1 S: 6	R: 2 E: 0 K: 2 S: 10
	H: 1 LOB: 0 BB: 0 P: 7	H: 0 LOB: 0 BB: 0 P: 3	H: 0 LOB: 0 BB: 0 P: 9	H: 0 LOB: 0 BB: 0 P: 5	H: 1 LOB: 1 BB: 0 P: 6	H: 0 LOB: 0 BB: 0 P: 5	H: 1 LOB: 1 BB: 0 P: 6	H: 2 LOB: 1 BB: 1 P: 10	H: 3 LOB: 1 BB: 0 P: 11

	1B	6	SF	0	WP	0	PA	35
	2B	2	SAC	0	PB	1		
	3B	0	DP	2	SB	1		
	HR	1	HBP	0	CS	0		

PITCHER		IP	WLS	BF	H	R	ER	SO	BB	IBB	HBP	BLK	WP	HR	S	P	ERA	WHIP
58 TJ House, L ERA: 2.79	(1, 1)	4.2	W	16	2	1	1	6	0	0	0	0	0	1	28	28	1.93	0.429
65 Michael Roth, L ERA: 2.08	(5, 1)	2.1		8	1	0	0	2	0	0	0	0	0	0	12	13	0.00	0.429
56 Bryan Price, R ERA: 12.0	(8, 1)	1.0		5	2	1	1	1	1	0	0	0	0	0	6	10	9.00	3.000
80 Will Roberts, R ERA: 9.0	(9, 1)	1.0		6	3	2	2	2	0	0	0	0	0	0	10	11	18.00	3.000

PITCHER		IP	WLS	BF	H	R	ER	SO	BB	IBB	HBP	BLK	WP	HR	S	P	ERA	WHIP

Batter	1	2	3	4	5	6	7	8	9	AB	R	H	RBI	BB	SO	LOB
11 José Ramírez, S (1, 6) OBP: 0.320, SLG: 0.440	0-0 62 FC6-4 22 SH2-3 1B		0-0 22 G4-6-3 1B		0-0 ② G6-3		0-0 1B		0-0 ③ F7	4	0	3	0	0	0	0
79 Audy Ciriaco, R (7, 4) OBP: 0.231, SLG: 0.385										1	0	0	0	0	0	0
22 Jason Kipnis, L (1, 10) OBP: 0.267, SLG: 0.357	0-0 ① SH2-3 1-2		0-0 ②③ G4-6-3 1-2f		0-0 ③ G3		0-0 ③ F7			3	0	0	0	0	0	2
9 Ryan Raburn, R (1, 9) OBP: 0.389, SLG: 0.375	4-0 62 FC6-4 BB			0-3 ① K		4-0 62 WP 62 E BB		0-3 ① K		1	0	0	0	2	1	0
75 Carlos Moncrief, L (6, PR) OBP: 0.261, SLG: 0.273 (6, 9)										1	1	0	0	0	1	0
62 Tyler Holt, R (1, 8) OBP: 0.455, SLG: 0.500	0-0 ② FC6-4 1-2f 2-3			4-0 61 S 78 1B BB		1-0 E8 1-H 1B		0-0 ② F8		3	1	1	1	1	0	2
61 Jerry Sands, R (1, 3) OBP: 0.450, SLG: 0.444	0-3 ③ K			0-1 ② L9 1-2		0-0 ① F9		0-0 54 1B 2B		3	0	0	0	0	1	5
36 Jesús Aguilar, R (6, 3) OBP: 0.474, SLG: 0.529										1	0	1	0	0	0	0
55 Roberto Pérez, R (1, 2) OBP: 0.571, SLG: 0.900		0-0 ① G3		4-0 78 1B BB		0-3 ② K		0-0 2-3 1B		2	0	0	0	1	1	2
54 Adam Moore, R (7, 2) OBP: 0.250, SLG: 0.143										1	0	1	0	0	0	0
78 Erik González, R (1, 4) OBP: 0.190, SLG: 0.105	0-3 ② K2-3		0-0 1-3 2-H 1B		0-0 ③ F9		0-0 ③ F7			3	0	1	1	0	1	2
1 Michael Martinez, S (7, 6) OBP: 0.200, SLG: 0.267										1	0	0	0	0	0	2
77 Destin Hood, R (1, 7) OBP: 0.313, SLG: 0.438	0-0 ③ G5-3		0-0 ③ F8			0-3 ① K		0-0 ① G2-3		3	0	0	0	0	1	2
67 Francisco Lindor, S (9, PH) OBP: 0.333, SLG: 0.550										1	0	0	0	0	0	0
76 Ryan Rohlinger, R (1, 5) OBP: 0.200, SLG: 0.385		0-0 ① G5-3		0-0 ① G6-3		0-0 ② P3		0-0 ② F7		4	0	0	0	0	0	0

Cleveland Indians @ Los Angeles Dodgers

Camelback Ranch, Glendale, AZ

Sat Mar 14 2015, 4:07 PM - 6:44 PM EDT

Att. 13,210 - Sunny - 85 F

TOP

livebaseballscorecards.com

	AB	R	H	RBI	BB	SO	LOB
	32	2	7	2	4	6	17

Inning Stats	1	2	3	4	5	6	7	8	9
	R: 0 E: 0 K: 1 S: 6	R: 0 E: 0 K: 1 S: 5	R: 0 E: 0 K: 0 S: 3	R: 1 E: 0 K: 1 S: 7	R: 0 E: 0 K: 0 S: 3	R: 1 E: 1 K: 1 S: 6	R: 0 E: 0 K: 1 S: 6	R: 0 E: 0 K: 1 S: 7	R: 0 E: 0 K: 0 S: 3
	H: 1 LOB: 2 BB: 1 P: 10	H: 0 LOB: 0 BB: 0 P: 5	H: 1 LOB: 0 BB: 0 P: 3	H: 1 LOB: 2 BB: 2 P: 15	H: 0 LOB: 0 BB: 0 P: 3	H: 1 LOB: 2 BB: 1 P: 11	H: 1 LOB: 1 BB: 0 P: 6	H: 2 LOB: 2 BB: 0 P: 7	H: 0 LOB: 0 BB: 0 P: 3

1B: 6	SF: 0	WP: 1	PA: 37
2B: 1	SAC: 1	PB: 0	
3B: 0	DP: 1	SB: 1	
HR: 0	HBP: 0	CS: 0	

PITCHER		IP	WLS	BF	H	R	ER	SO	BB	IBB	HBP	BLK	WP	HR	S	P	ERA	WHIP
35 Brett Anderson, L ERA:	(1, 1)	3.0	W	11	2	0	0	2	1	0	0	0	0	0	14	18	0.00	1.000
0 Mike Adams, R ERA: 13.5	(4, 1)	0.2	H	5	1	1	1	1	2	0	0	0	0	0	6	14	13.50	4.500
96 B.J. Rosenberg, R ERA:	(4, 1)	0.1	H	1	0	0	0	0	0	0	0	0	0	0	1	1	0.00	0.000
56 J.P. Howell, L ERA: 9.0	(5, 1)	1.0	H	3	0	0	0	0	0	0	0	0	0	0	3	3	0.00	0.000
27 Dustin McGowan, R ERA: 12.0	(6, 1)	1.0	H	5	1	1	1	1	1	0	0	0	1	0	6	11	9.00	2.000

PITCHER		IP	WLS	BF	H	R	ER	SO	BB	IBB	HBP	BLK	WP	HR	S	P	ERA	WHIP
58 David Aardsma, R ERA:	(7, 1)	1.0	H	4	1	0	0	1	0	0	0	0	0	0	6	6	0.00	1.000
75 Paco Rodríguez, L ERA:	(8, 1)	1.0	H	5	2	0	0	1	0	0	0	0	0	0	7	7	0.00	2.000
52 Pedro Báez, R ERA:	(9, 1)	1.0		3	0	0	0	0	0	0	0	0	0	0	3	3	0.00	0.000

Batter	1	2	3	4	5	6	7	8	9	AB	R	H	RBI	BB	SO	LOB
11 Jimmy Rollins, S (1, 6) OBP: 0.368, SLG: 0.579	F9		9 1B 3 G4-3 47 G2-3 1B	1-H 2B			F8	G5-3		3	1	2	1	0	0	0
18 Erisbel Arruebarrena, R (6, 5) OBP: 0.231, SLG: 0.167										2	0	0	0	0	0	0
3 Carl Crawford, L (1, 7) OBP: 0.188, SLG: 0.188	P6		G4-3 1-2	G4-3			P6			3	0	0	0	0	0	2
7 Alex Guerrero, R (6, 7) OBP: 0.462, SLG: 0.692										1	0	0	0	0	0	0
9 Yasmani Grandal, S (1, 10) OBP: 0.238, SLG: 0.381	F9		33 1B 47 G2-3 2-3 1B		K2-3		F8			4	0	1	0	0	1	0
47 Howie Kendrick, R (1, 4) OBP: 0.235, SLG: 0.353		G6-3	G2-3 1-2 3-H		G4-3			G4-3		3	0	0	1	0	0	1
6 Darwin Barney, R (6, 4) OBP: 0.222, SLG: 0.188										1	0	0	0	0	0	0
33 Scott Van Slyke, R (1, 3) OBP: 0.333, SLG: 0.556		HR	2-3 1B		K			65 BB 14 1B 55 HR 1B		3	1	2	1	0	1	0
79 O'Koyea Dickson, R (6, 3) OBP: 0.385, SLG: 0.923										1	1	1	0	0	0	0
10 Justin Turner, R (1, 5) OBP: 0.368, SLG: 0.500		2B	F7			17 WP 1B		65 BB 1-2 55 HR 1B		2	0	1	0	0	0	2
14 Enrique Hernández, R (6, 6) OBP: 0.174, SLG: 0.136										2	1	2	0	0	0	0
17 A.J. Ellis, R (1, 2) OBP: 0.333, SLG: 0.538	P4			G5-3		1-2 G6-3		1-2 2-3 55 HR BB		3	0	0	0	0	0	2
65 Austin Barnes, R (7, 2) OBP: 0.273, SLG: 0.375										0	1	0	0	1	0	0
31 Joc Pederson, L (1, 8) OBP: 0.455, SLG: 0.667	28 FC5-4 BB			28 FC6-4 1B			K	1-H 2-H 3-H HR		2	0	1	0	1	1	1
55 Matt Carson, R (7, 8) OBP: 0.273, SLG: 0.500										1	1	1	4	0	0	0
28 Chris Heisey, R (1, 9)		FC5-4 1-2f		FC6-4 11 2B 1-2f			K	K		3	1	0	0	0	1	4
83 Scott Schebler, L (7, 9) OBP: 0.438, SLG: 0.800										1	0	0	0	0	1	0
Inning Stats	R: 0 E: 0 K: 0 S: 3 H: 0 LOB: 0 BB: 0 P: 3	R: 1 E: 0 K: 0 S: 6 H: 2 LOB: 2 BB: 1 P: 10	R: 1 E: 0 K: 0 S: 6 H: 3 LOB: 2 BB: 0 P: 6	R: 1 E: 0 K: 0 S: 5 H: 2 LOB: 1 BB: 0 P: 5	R: 0 E: 0 K: 2 S: 7 H: 0 LOB: 0 BB: 0 P: 7	R: 0 E: 0 K: 2 S: 8 H: 1 LOB: 1 BB: 0 P: 9	R: 0 E: 0 K: 0 S: 3 H: 0 LOB: 0 BB: 0 P: 3	R: 4 E: 0 K: 1 S: 8 H: 3 LOB: 0 BB: 1 P: 14		1B: 7 2B: 2 3B: 0 HR: 2	SF: 0 SAC: 0 DP: 0 HBP: 0						

PITCHER	IP	WLS	BF	H	R	ER	SO	BB	IBB	HBP	BLK	WP	HR	S	P	ERA	WHIP
52 Bruce Chen, L (1, 1) ERA: 5.0	4.0	L	20	7	3	3	0	1	0	0	0	0	1	20	24	6.75	2.000
43 Josh Tomlin, R (5, 1) ERA: 4.5	2.0		7	1	0	0	4	0	0	0	0	1	0	15	16	0.00	0.500
37 Cody Allen, R (7, 1) ERA:	1.0		3	0	0	0	0	0	0	0	0	0	0	3	3	0.00	0.000
51 Anthony Swarzak, R (8, 1) ERA: 17.36	1.0		7	3	4	4	1	1	0	0	0	0	1	8	14	36.00	4.000

PITCHER	IP	WLS	BF	H	R	ER	SO	BB	IBB	HBP	BLK	WP	HR	S	P	ERA	WHIP

BOTTOM

Cleveland Indians @ Los Angeles Dodgers

Camelback Ranch, Glendale, AZ

Sat Mar 14 2015, 4:07 PM - 6:44 PM EDT

Att. 13,210 - Sunny - 85 F

livebaseballscorecards.com

AB	35
R	7
H	11
RBI	7
BB	2
SO	5
LOB	12

WP: 1 PB: 0 SB: 0 CS: 0 PA: 37

San Diego Padres @ Cleveland Indians

Goodyear Ballpark, Goodyear, AZ

Sun Mar 15 2015, 4:11 PM - 6:39 PM EDT

Att. 5,418 - Sunny - 84 F

TOP

livebaseballscorecards.com

Batter	1	2	3	4	5	6	7	8	9	AB	R	H	RBI	BB	SO	LOB
4 Wil Myers, R (1, 8) OBP: 0.385, SLG: 0.652	E5 27 2B		2B		HR			2 F9 2B		4	2	3	1	0	0	0
68 Rico Noel, R (8, 8) OBP: 0.375, SLG: 0.167										0	0	0	0	0	0	0
26 Yangervis Solarte, S (1, 5) OBP: 0.375, SLG: 0.409	K		F7		F8			F8		3	0	0	0	0	1	2
84 Brett Wallace, L (5, 5) OBP: 0.385, SLG: 0.417										1	0	0	0	0	0	1
27 Matt Kemp, R (1, 9) OBP: 0.444, SLG: 0.647	1-H 2B		P4			G6-3		F9 2-3		3	0	1	1	0	0	1
2 Jake Goebbert, L (6, 7) OBP: 0.300, SLG: 0.500										1	0	0	0	0	0	1
10 Justin Upton, R (1, 7) OBP: 0.333, SLG: 0.833	K			P4		K		G4-3		3	0	0	0	0	2	1
64 Alex Dickerson, L (6, 9) OBP: 0.250, SLG: 0.500										1	0	0	0	0	0	1
18 Carlos Quentin, R (1, 10) OBP: 0.316, SLG: 0.412	G3			23 WP 1B		F7			F7	3	0	1	0	0	0	1
15 Cory Spangenberg, L (9, PH) OBP: 0.333, SLG: 0.294										1	0	0	0	0	0	0
23 Yonder Alonso, L (1, 3) OBP: 0.250, SLG: 0.478		G4-3		K 1-2			K		1B	3	0	0	0	0	2	1
79 Cody Decker, R (7, 3) OBP: 0.375, SLG: 0.750										1	0	1	0	0	0	0
9 Jedd Gyorko, R (1, 4) OBP: 0.217, SLG: 0.273		F7		K			K		P2	3	0	0	0	0	2	1
85 Diego Goris, R (7, 6) OBP: 0.167, SLG: 0.167										1	0	0	0	0	0	1
12 Clint Barmes, R (1, 6) OBP: 0.235, SLG: 0.133		F7			L7		1B		F8	3	0	1	0	0	0	0
67 Taylor Lindsey, L (7, 4) OBP: 0.250, SLG: 0.625										1	0	0	0	0	0	1
43 Wil Nieves, R (1, 2)			F8		G4-3		G4-3			2	0	0	0	0	0	0
70 Austin Hedges, R (6, 2) OBP: 0.250, SLG: 0.143										1	0	0	0	0	0	1

Inning Stats	1	2	3	4	5	6	7	8	9
	R: 1 E: 1 K: 2 S: 10	R: 0 E: 0 K: 0 S: 3	R: 0 E: 0 K: 0 S: 4	R: 0 E: 0 K: 2 S: 8	R: 1 E: 0 K: 0 S: 4	R: 0 E: 0 K: 1 S: 5	R: 0 E: 0 K: 2 S: 8	R: 0 E: 0 K: 0 S: 4	R: 0 E: 0 K: 0 S: 4
	H: 1 LOB: 1 BB: 0 P: 10	H: 0 LOB: 0 BB: 0 P: 3	H: 1 LOB: 1 BB: 0 P: 4	H: 1 LOB: 1 BB: 0 P: 8	H: 1 LOB: 0 BB: 0 P: 5	H: 0 LOB: 0 BB: 0 P: 5	H: 1 LOB: 1 BB: 0 P: 8	H: 1 LOB: 1 BB: 0 P: 4	H: 1 LOB: 1 BB: 0 P: 4

AB	35
R	2
H	7
RBI	2
BB	0
SO	7
LOB	13

1B: 3	SF: 0
2B: 3	SAC: 0
3B: 0	DP: 0
HR: 1	HBP: 0

WP: 1	PA: 35
PB: 0	
SB: 0	
CS: 0	

PITCHER		IP	WLS	BF	H	R	ER	SO	BB	IBB	HBP	BLK	WP	HR	S	P	ERA	WHIP
47 Trevor Bauer, R ERA: 3.0	(1, 1)	5.0		20	4	2	1	4	0	0	0	0	1	1	29	30	1.80	0.800
27 Bryan Shaw, R ERA: 13.5	(6, 1)	1.0		3	0	0	0	1	0	0	0	0	0	0	5	5	0.00	0.000
35 Marc Rzepczynski, L ERA: 3.0	(7, 1)	1.0	W	4	1	0	0	2	0	0	0	0	0	0	8	8	0.00	1.000
39 Scott Downs, L ERA: 5.4	(8, 1)	1.0	H	4	1	0	0	0	0	0	0	0	0	0	4	4	0.00	1.000
20 C.C. Lee, R ERA:	(9, 1)	1.0	S	4	1	0	0	0	0	0	0	0	0	0	4	4	0.00	1.000

PITCHER		IP	WLS	BF	H	R	ER	SO	BB	IBB	HBP	BLK	WP	HR	S	P	ERA	WHIP

Batter	1	2	3	4	5	6	7	8	9	AB	R	H	RBI	BB	SO	LOB
24 Michael Bourn, L (1, 8) OBP: 0.545, SLG: 0.632	P6		K 1-2		1B		G3 1-3			3	0	1	0	0	1	1
72 Tyler Naquin, L (7, 8) OBP: 0.267, SLG: 0.267										1	0	0	0	0	0	1
7 David Murphy, L (1, 10) OBP: 0.333, SLG: 0.263	10 G6-4-3 1B		BBBB BB		FFS K		12 S 12 E 3-H 1B			3	0	2	1	1	1	1
62 Tyler Holt, R (7, PR) (8, 10) OBP: 0.455, SLG: 0.500										0	1	0	0	0	0	0
10 Yan Gomes, R (1, 2) OBP: 0.263, SLG: 0.611	G6-4-3 1-2f		FFS K		FFS K		SX E4 1-H			3	0	0	0	0	2	4
12 Brett Hayes, R (6, 2) OBP: 0.462, SLG: 0.909										1	0	0	0	0	0	0
41 Carlos Santana, S (1, 3) OBP: 0.370, SLG: 0.583		HR	G4-3			FFS K	P3			3	1	1	1	0	1	2
36 Jesús Aguilar, R (7, 3) OBP: 0.450, SLG: 0.500										1	0	0	0	0	0	1
44 Brandon Moss, L (1, 9) OBP: 0.500, SLG: 1.625	F7			8 SH1-3 2B		FFC K		E5 1B		2	0	1	0	0	0	0
75 Carlos Moncrief, L (6, 9) OBP: 0.280, SLG: 0.292										2	0	1	0	0	1	0
8 Lonnie Chisenhall, L (1, 5) OBP: 0.350, SLG: 0.389	L9		SH1-3 2-3			2B		F8		2	0	1	0	0	0	0
76 Ryan Rohlinger, R (7, 5) OBP: 0.188, SLG: 0.357										1	0	0	0	0	0	1
68 James Ramsey, L (1, 7) OBP: 0.273, SLG: 0.368	FFC K		G4-3			F8		F7		4	0	0	0	0	1	3
67 Francisco Lindor, S (1, 6) OBP: 0.320, SLG: 0.625			BX IHR	G5-3			F9	FFC K		4	1	1	1	0	1	2
1 Michael Martinez, S (1, 4) OBP: 0.278, SLG: 0.333			24 S 1B		SFS K		72 G3 72 S 7 1B 1B			3	1	2	0	0	1	0
Inning Stats	R: 0 E: 0 K: 0 S: 3 H: 1 LOB: 0 BB: 0 P: 3	R: 1 E: 0 K: 1 S: 6 H: 1 LOB: 0 BB: 0 P: 6	R: 1 E: 0 K: 2 S: 9 H: 2 LOB: 2 BB: 1 P: 14	R: 0 E: 0 K: 0 S: 4 H: 1 LOB: 1 BB: 0 P: 4	R: 0 E: 0 K: 3 S: 10 H: 1 LOB: 1 BB: 0 P: 10	R: 0 E: 0 K: 2 S: 8 H: 1 LOB: 1 BB: 0 P: 8	R: 2 E: 1 K: 0 S: 8 H: 2 LOB: 1 BB: 0 P: 8	R: 0 E: 1 K: 1 S: 6 H: 1 LOB: 1 BB: 0 P: 6		1B: 6 2B: 2 3B: 0 HR: 2		SF: 0 SAC: 1 DP: 1 HBP: 0				

PITCHER		IP	WLS	BF	H	R	ER	SO	BB	IBB	HBP	BLK	WP	HR	S	P	ERA	WHIP
22 Ian Kennedy, R ERA: 9.45	(1, 1)	3.0		13	4	2	2	3	1	0	0	0	0	1	18	23	6.00	1.667
41 Robbie Erlin, L ERA: 3.0	(4, 1)	2.0		8	2	0	0	3	0	0	0	0	0	0	14	14	0.00	1.000
56 Shawn Kelley, R ERA: 8.1	(6, 1)	1.0		4	1	0	0	2	0	0	0	0	0	0	8	8	0.00	1.000
46 Jose Valverde, R ERA: 4.5	(7, 1)	1.0	L	6	2	2	1	0	0	0	0	0	0	0	8	8	9.00	2.000
50 Nick Vincent, R ERA:	(8, 1)	1.0		4	1	0	0	1	0	0	0	0	0	0	6	6	0.00	1.000

PITCHER	IP	WLS	BF	H	R	ER	SO	BB	IBB	HBP	BLK	WP	HR	S	P	ERA	WHIP

BOTTOM

San Diego Padres @ Cleveland Indians

Goodyear Ballpark, Goodyear, AZ

Sun Mar 15 2015, 4:11 PM - 6:39 PM EDT

Att. 5,418 - Sunny - 84 F

livebaseballscorecards.com

AB	33
R	4
H	10
RBI	3
BB	1
SO	9
LOB	16

Batter	1	2	3	4	5	6	7	8	9	AB	R	H	RBI	BB	SO	LOB
11 José Ramírez, S (1, 6) OBP: 0.345, SLG: 0.448	C B X 1-1 7 22 1B 1B	S C B B B X 3-2 7 FC4-6 2-3 1B		C F X 0-2 ② F7			C B S F F F X 1-2 ② F7		D X 1-0 ③ F9	4	1	2	0	0	0	0
78 Erik González, R (7, 6) OBP: 0.182, SLG: 0.100				C F B X 1-2 ③ F1-3			X 0-0 ③ G3-1			1	0	0	0	0	0	1
7 David Murphy, L (1, 9) OBP: 0.320, SLG: 0.261	F F B X 1-2 22 1B 41 1B 1-2 1B	F F X 0-2 ② FC4-6 22 BB 1-2f 3-H								4	1	1	1	0	0	1
75 Carlos Moncrief, L (7, 9) OBP: 0.280, SLG: 0.292										0	0	0	0	0	0	0
22 Jason Kipnis, L (1, 4) OBP: 0.333, SLG: 0.375	B B C X 2-1 41 1B 62 G6-3 1-2 2-H 1B	D D D B 4-0 1-2 BB			B C F S 1-3 ① K			X 0-0 HR		2	1	1	1	1	1	0
79 Audy Ciriaco, R (5, 4) OBP: 0.286, SLG: 0.643										1	1	1	1	0	0	0
41 Carlos Santana, S (1, 3) OBP: 0.367, SLG: 0.556	B C C D B X 3-2 62 G6-3 1-3 2-H 1B	F B F S 1-3 ③ K			X 0-0 ② G6-3			S S B B X 2-2 68 G4-6-3 1B		3	0	1	1	0	1	2
61 Jerry Sands, R (5, 3) OBP: 0.476, SLG: 0.474										1	0	1	0	0	0	0
9 Ryan Raburn, R (1, 10) OBP: 0.333, SLG: 0.316	B F C F C 1-3 ① K	S F S 0-3 ① K			C X 0-1 ③ G6-3			B X 1-0 ① L9		3	0	0	0	0	2	2
36 Jesús Aguilar, R (8, PH) OBP: 0.429, SLG: 0.474										1	0	0	0	0	0	1
(8, 10)																
62 Tyler Holt, R (1, 7) OBP: 0.400, SLG: 0.429	C F X 0-2 ② G6-3 1-2 3-H	B F F B B S 3-3 ② K				B X 1-0 ① G1-3		C C D X 1-2 ②③ G4-6-3 1-2f		3	0	0	1	0	1	1
68 James Ramsey, L (6, 7) OBP: 0.261, SLG: 0.350										1	0	0	0	0	0	1
72 Tyler Naquin, L (1, 8) OBP: 0.278, SLG: 0.278	B F S C 1-3 ③ K	F X 0-1 55 E 1B				C F T 0-2 ② K			T B F F X 1-2 81 S 1B	3	0	1	0	0	2	1
84 Jordan Smith, L (7, 8) OBP: 0.308, SLG: 0.273										1	0	1	0	0	0	0
55 Roberto Pérez, R (1, 2) OBP: 0.529, SLG: 0.769		B F B C F X 2-2 11 1B 76 G5-3 7 FC4-6 1B	C 1 B F B X SAFE 2-2 ③ F9 1-2			B S B C C 2-3 ③ K			B C S S 1-3 ① K 1-2	3	1	1	0	0	1	1
81 Tony Wolters, L (6, 2)										1	0	0	0	0	1	1
76 Ryan Rohlinger, R (1, 5) OBP: 0.158, SLG: 0.294		X 0-0 ① G5-3 1-2		C B B X 2-1 ① G6-3			B C B C X 2-2 F9		D D C C X 2-2 ② F7	3	0	0	0	0	0	1
67 Francisco Lindor, S (9, PH) OBP: 0.308, SLG: 0.600										1	0	0	0	0	0	1
Inning Stats	R: 3 H: 4 E: 0 LOB: 1 K: 2 BB: 0 S: 20 P: 29	R: 1 H: 2 E: 0 LOB: 2 K: 1 BB: 1 S: 14 P: 24	R: 0 H: 1 E: 1 LOB: 1 K: 2 BB: 0 S: 11 P: 16	R: 0 H: 0 E: 0 LOB: 0 K: 0 BB: 0 S: 9 P: 12	R: 0 H: 0 E: 0 LOB: 0 K: 1 BB: 0 S: 6 P: 7	R: 0 H: 0 E: 0 LOB: 0 K: 2 BB: 0 S: 7 P: 10	R: 0 H: 0 E: 0 LOB: 0 K: 0 BB: 0 S: 11 P: 14	R: 1 H: 2 E: 0 LOB: 0 K: 0 BB: 0 S: 8 P: 12	R: 0 H: 1 E: 0 LOB: 1 K: 1 BB: 0 S: 11 P: 16	1B: 9 SF: 0 2B: 0 SAC: 0 3B: 0 DP: 1 HR: 1 HBP: 0						

TOP

Cleveland Indians @ Kansas City Royals

Surprise Stadium, Surprise, AZ

Mon Mar 16 2015, 4:06 PM - 6:38 PM EDT

Att. 8,137 - Sunny - 83 F

livebaseballscorecards.com

AB	36
R	5
H	10
RBI	5
BB	1
SO	9
LOB	14

PITCHER		IP	WLS	BF	H	R	ER	SO	BB	IBB	HBP	BLK	WP	HR	S	P	ERA	WHIP
30 Yordano Ventura, R ERA: 10.29	(1, 1)	3.0		17	7	4	4	5	1	0	0	0	0	0	45	69	12.00	2.667
33 Brian Flynn, L ERA: 2.25	(4, 1)	2.0		6	0	0	0	1	0	0	0	0	0	0	15	19	0.00	0.000
56 Greg Holland, R ERA: 2.25	(6, 1)	1.0	W	3	0	0	0	2	0	0	0	0	0	0	7	10	0.00	0.000
44 Luke Hochevar, R ERA:	(7, 1)	1.0	H	3	0	0	0	0	0	0	0	0	0	0	11	14	0.00	0.000
32 Chris Young, R ERA: 3.0	(8, 1)	2.0	S	8	3	1	1	1	0	0	0	0	0	1	19	28	4.50	1.500

PITCHER	IP	WLS	BF	H	R	ER	SO	BB	IBB	HBP	BLK	WP	HR	S	P	ERA	WHIP

Cleveland Indians @ Kansas City Royals

Surprise Stadium, Surprise, AZ

Mon Mar 16 2015, 4:06 PM - 6:38 PM EDT

Att. 8,137 - Sunny - 83 F

livebaseballscorecards.com

BOTTOM

Batter	1	2	3	4	5	6	7	8	9	AB	R	H	RBI	BB	SO	LOB
34 Rey Fuentes, L (1, 7) OBP: 0.250, SLG: 0.267 16 Paulo Orlando, R (6, PH) OBP: 0.444, SLG: 0.778 (7, 7)	C B C S 1-3 K ①		B B X 2-0 G3-1 ③		C B T S 1-3 K ②	F X 0-1 F8-4-2 ② ③ 2-3				3 0 0 0 0 2 0 1 0 0 0 0 0 2						
15 Alex Rios, R (1, 9) OBP: 0.360, SLG: 0.792 43 Moisés Sierra, R (6, 9) OBP: 0.400, SLG: 0.313	C B B X 2-1 G2-3 ②			C X 0-1 P6 ①	C B B B X 3-1 G5-3 ③		X 0-0 G6-3 ①			3 0 0 0 0 0 0 1 0 0 0 0 0 0						
6 Lorenzo Cain, R (1, 8) OBP: 0.364, SLG: 0.400 99 Bubba Starling, R (6, 8) OBP: 0.375, SLG: 0.357	C B B S B X 3-2 1B			C B X 1-1 25 1B 35 1B 1B		C B F X 1-2 66 HR 1B	C X 0-1 F8 ②			2 1 2 0 0 0 0 2 1 1 0 0 0 0						
35 Eric Hosmer, L (1, 3) OBP: 0.391, SLG: 0.727 66 Matt Fields, R (6, 3) OBP: 0.235, SLG: 0.625	B 1 SAFE C 1 X 1-1 P5 ③			X 0-0 25 1B 1-2 1B		B D C S X 2-2 1-H HR	C F S 0-3 K ③			2 0 1 0 0 0 1 2 1 1 2 0 1 0						
25 Kendrys Morales, S (1, 10) OBP: 0.351, SLG: 0.543 68 Brett Eibner, R (6, PR) OBP: 0.647, SLG: 1.313 (7, 10)		C B X 1-1 G2-3 ①		S X 0-1 8 BB 1-3 2-H 1B		B X 1-0 61 1B 13 1B 9 WP 1B		B X 1-0 F8 ①		3 0 2 1 0 0 0 1 1 0 0 0 0 0						
13 Salvador Perez, R (1, 2) OBP: 0.318, SLG: 0.545 45 Lane Adams, R (6, PR) OBP: 0.250, SLG: 0.250 26 Francisco Peña, R (7, 2) OBP: 0.125, SLG: 0.125		C X 0-1 P2 ②		F X 0-1 P5 ②		C D X 1-1 9 WP 61 1B 24 1B 1-2 1B		C S B S 1-3 K2-3 ②		3 0 1 0 0 0 2 0 1 0 0 0 0 0 1 0 0 0 0 1 0						
8 Mike Moustakas, L (1, 5) OBP: 0.375, SLG: 0.364 61 Cheslor Cuthbert, R (6, 5) OBP: 0.304, SLG: 0.450		B S F B B X 3-2 9 CS 1B		B F B B F B 4-2 1-2 BB		X 0-0 9 WP 24 1B 1-2 2-3 1B		C F B B X 2-2 F9 ③		1 0 1 0 1 0 0 2 1 1 0 0 0 0						
9 Ryan Jackson, R (1, 6) OBP: 0.619, SLG: 0.500 75 Adalberto Mondesi, S (8, 6) OBP: 0.333, SLG: 0.438	C 1 SAFE F B F 1 SAFE B 2-2 CS ③ 1-2	B X 1-0 P6 ①	B F X 1-1 F9 ③			B C B B F S 3-3 K ① 1-2 2-3 3-H				3 0 0 0 0 1 5 0 0 0 0 0 0 0						
24 Christian Colón, R (1, 4) OBP: 0.560, SLG: 0.500 16 Orlando Calixte, R (8, 4) OBP: 0.417, SLG: 0.833		C B C B F S 2-3 K ②			C B B B C X 3-2 1B ①	B B F F F X 2-2 2-H 3-H 1B				3 0 2 2 0 1 0 0 0 0 0 0 0 0						
Inning Stats	R: 0 H: 1 E: 0 LOB: 1 K: 1 BB: 0 S: 10 P: 17	R: 0 H: 1 E: 0 LOB: 0 K: 0 BB: 0 S: 10 P: 16	R: 0 H: 0 E: 0 LOB: 0 K: 1 BB: 0 S: 6 P: 11	R: 1 H: 3 E: 0 LOB: 3 K: 0 BB: 1 S: 13 P: 19	R: 0 H: 1 E: 0 LOB: 0 K: 1 BB: 0 S: 8 P: 15	R: 5 H: 6 E: 0 LOB: 1 K: 1 BB: 0 S: 19 P: 29	R: 0 H: 0 E: 0 LOB: 0 K: 1 BB: 0 S: 6 P: 6	R: 0 H: 0 E: 0 LOB: 0 K: 1 BB: 0 S: 7 P: 11		1B: 11 SF: 0 2B: 1 SAC: 0 3B: 0 DP: 1 HR: 1 HBP: 0						

	AB	33
	R	6
	H	12
	RBI	5
	BB	1
	SO	6
	LOB	10

PITCHER		IP	WLS	BF	H	R	ER	SO	BB	IBB	HBP	BLK	WP	HR	S	P	ERA	WHIP
38 Shaun Marcum, R ERA: 1.29	(1, 1)	3.0		10	2	0	0	2	0	0	0	0	0	0	26	44	0.00	0.667
48 Scott Atchison, R ERA: 3.0	(4, 1)	1.0		7	3	1	1	0	1	0	0	0	0	0	13	19	9.00	4.000
57 Kyle Crockett, L ERA: 4.5	(5, 1)	1.0	H	3	1	0	0	1	0	0	0	0	0	0	8	15	0.00	1.000
74 Charles Brewer, R ERA: 18.56	(6, 1)	0.1	L	7	6	5	5	1	0	0	0	0	1	1	17	27	135.00	18.000
65 Michael Roth, L ERA: 1.8	(6, 1)	0.2		1	0	0	0	0	0	0	0	0	0	0	2	2	0.00	0.000

PITCHER		IP	WLS	BF	H	R	ER	SO	BB	IBB	HBP	BLK	WP	HR	S	P	ERA	WHIP
83 Dustin Molleken, R ERA: 2.25	(7, 1)	1.0		3	0	0	0	1	0	0	0	0	0	0	6	6	0.00	0.000
56 Bryan Price, R ERA: 9.0	(8, 1)	1.0		3	0	0	0	1	0	0	0	0	0	0	7	11	0.00	0.000

WP: 1 PA: 35
PB: 0
SB: 0
CS: 1

Batter	1	2	3	4	5	6	7	8	9	AB	R	H	RBI	BB	SO	LOB
6 Billy Hamilton, S (1, 8) OBP: 0.214, SLG: 0.429	P4		P6		1 SAFE; 4 S; 1-H; 1B		P3		G5-3	3	0	1	1	0	0	0
67 Iván De Jesús Jr., R (7, PH) OBP: 0.444, SLG: 0.625 (7, 4)										2	0	0	0	0	0	1
55 Skip Schumaker, L (1, 10) OBP: 0.308, SLG: 0.522	F8		39 WP; 3B		F7		G4-3		G5-3	5	1	1	0	0	0	2
4 Brandon Phillips, R (1, 4) OBP: 0.346, SLG: 0.435	BB		39 K2-3; 39 WP; BB		P4; 1-2		7 WP; 1B			1	0	0	0	2	0	1
16 Tucker Barnhart, L (7, PH) OBP: 0.235, SLG: 0.250 (7, 2)										1	0	1	0	0	0	0
39 Devin Mesoraco, R (1, 2) OBP: 0.286, SLG: 0.167	L4		K2-3; 1-3; 3-H		F7		F8; 1-2			3	0	0	0	0	1	3
7 Eugenio Suárez, R (7, PH) OBP: 0.348, SLG: 0.636 (7, 6)										1	0	0	0	0	0	1
21 Todd Frazier, R (1, 5) OBP: 0.174, SLG: 0.409		HR	F8			K		G5-3		3	1	1	1	0	1	1
80 Chad Wallach, R (7, 3) OBP: 0.417, SLG: 0.364										1	0	0	0	0	0	0
32 Jay Bruce, L (1, 9) OBP: 0.250, SLG: 0.722		K		K		G6-3		F8		3	0	0	0	0	2	0
Jesse Winker, L (7, 7) OBP: 0.222, SLG: 0.250										1	0	0	0	0	0	0
2 Zack Cozart, R (1, 6) OBP: 0.273, SLG: 0.318		F9		F8		23 1B; 1B		K		3	0	1	0	0	0	0
46 Seth Mejias-Brean, R (7, 5)										1	0	0	0	0	1	0
23 Donald Lutz, L (1, 3) OBP: 0.280, SLG: 0.458		G6-3		K		17 FC5-4; 1-3; 1B			3B	3	0	1	0	0	1	0
35 Steve Selsky, R (7, 9) OBP: 1.000, SLG: 3.000										1	0	1	0	0	0	0
17 Kristopher Negrón, R (1, 7) OBP: 0.400, SLG: 0.478			HR		6 E; 6 1B; 1B	FC5-4; 1-2f			K2-3	3	2	2	1	0	0	2
37 Beau Amaral, L (7, 8)										1	0	0	0	0	1	1
Inning Stats	R: 0 E: 0 K: 0 S: 3 H: 0 LOB: 1 BB: 1 P: 7	R: 1 E: 0 K: 1 S: 6 H: 1 LOB: 0 BB: 0 P: 7	R: 2 E: 0 K: 1 S: 7 H: 2 LOB: 1 BB: 1 P: 13	R: 0 E: 0 K: 2 S: 7 H: 0 LOB: 0 BB: 0 P: 7	R: 1 E: 1 K: 0 S: 5 H: 2 LOB: 1 BB: 0 P: 6	R: 0 E: 0 K: 1 S: 7 H: 2 LOB: 2 BB: 0 P: 7	R: 0 E: 0 K: 0 S: 4 H: 1 LOB: 1 BB: 0 P: 5	R: 0 E: 0 K: 1 S: 5 H: 0 LOB: 0 BB: 0 P: 5	R: 0 E: 0 K: 1 S: 6 H: 1 LOB: 1 BB: 0 P: 6	1B: 5 2B: 0 3B: 2 HR: 2	SF: 0 SAC: 0 DP: 0 HBP: 0	WP: 2 PB: 0 SB: 1 CS: 0	PA: 38				

TOP

Cincinnati Reds @ Cleveland Indians

Goodyear Ballpark, Goodyear, AZ

Tue Mar 17 2015, 4:08 PM - 6:40 PM EDT

Att. 5,188 - Sunny - 84 F

livebaseballscorecards.com

AB	36
R	4
H	9
RBI	3
BB	2
SO	7
LOB	12

PITCHER		IP	WLS	BF	H	R	ER	SO	BB	IBB	HBP	BLK	WP	HR	S	P	ERA	WHIP
28 Corey Kluber, R ERA: 5.14	(1, 1)	4.0	L	17	3	3	3	4	2	0	0	0	1	2	23	34	6.75	1.250
27 Bryan Shaw, R ERA: 9.82	(5, 1)	1.0		5	2	1	0	0	0	0	0	0	0	0	5	6	0.00	2.000
35 Marc Rzepczynski, L ERA: 2.25	(6, 1)	1.0		5	2	0	0	1	0	0	0	0	0	0	7	7	0.00	2.000
37 Cody Allen, R ERA:	(7, 1)	1.0		4	1	0	0	0	0	0	0	0	1	0	4	5	0.00	1.000
39 Scott Downs, L ERA: 4.15	(8, 1)	1.0		3	0	0	0	1	0	0	0	0	0	0	5	5	0.00	0.000

PITCHER		IP	WLS	BF	H	R	ER	SO	BB	IBB	HBP	BLK	WP	HR	S	P	ERA	WHIP
53 Jeff Manship, R ERA:	(9, 1)	1.0		4	1	0	0	1	0	0	0	0	0	0	6	6	0.00	1.000

Cincinnati Reds @ Cleveland Indians

Goodyear Ballpark, Goodyear, AZ

Tue Mar 17 2015, 4:08 PM - 6:40 PM EDT

Att. 5,188 - Sunny - 84 F

BOTTOM

Batter	1	2	3	4	5	6	7	8	9	AB	R	H	RBI	BB	SO	LOB
24 Michael Bourn, L (1, 8) OBP: 0.560, SLG: 0.636 62 Tyler Holt, R (6, PR) (7, 8) OBP: 0.385, SLG: 0.409	G1-3		22 G4-6-3 1B (1-2)			22 BB 1B		K		3 1	0 0	2 0	0 0	0 0	0 1	0 0
22 Jason Kipnis, L (1, 4) OBP: 0.333, SLG: 0.333 78 Erik González, R (6, PR) (7, 4) (9, 6) OBP: 0.174, SLG: 0.095	G6-3		G4-6-3 (1-2f)			BB (1-2)		K		2 1	0 0	0 0	0 0	1 0	0 1	2 0
23 Michael Brantley, L (1, 7) OBP: 0.278, SLG: 0.188 77 Destin Hood, R (7, 7) OBP: 0.294, SLG: 0.412	BB			G3		F9			G4-3	2 1	0 0	0 0	0 0	1 0	0 0	2 0
41 Carlos Santana, S (1, 3) OBP: 0.333, SLG: 0.500 36 Jesús Aguilar, R (7, 3) OBP: 0.409, SLG: 0.450	K			P2		K		K	K	3 1	0 0	0 0	0 0	0 0	2 1	3 0
44 Brandon Moss, L (1, 9) OBP: 0.364, SLG: 1.182 9 Ryan Raburn, R (7, 9) OBP: 0.318, SLG: 0.300		K		K		K			G6-3	3 1	0 0	0 0	0 0	0 0	3 0	2 0
10 Yan Gomes, R (1, 10) OBP: 0.227, SLG: 0.524		G5-3			G5-3		G6-3			3	0	0	0	0	0	0
8 Lonnie Chisenhall, L (1, 5) OBP: 0.348, SLG: 0.429 79 Audy Ciriaco, R (8, 5) OBP: 0.286, SLG: 0.643		F7			2B		G4-3			3 0	0 0	1 0	0 0	0 0	0 0	0 0
12 Brett Hayes, R (1, 2) OBP: 0.400, SLG: 0.769 54 Adam Moore, R (7, 2) OBP: 0.222, SLG: 0.125			F7		K		K			2 1	0 0	0 0	0 0	0 0	1 1	1 0
67 Francisco Lindor, S (1, 6) OBP: 0.310, SLG: 0.571 1 Michael Martinez, S (9, 4) OBP: 0.278, SLG: 0.333			24 1B 1B		G5-3			G3		3 0	0 0	1 0	0 0	0 0	0 0	1 0
Inning Stats	R: 0 E: 0 K: 1 S: 5 H: 0 LOB: 1 BB: 1 P: 9	R: 0 E: 0 K: 1 S: 5 H: 0 LOB: 0 BB: 0 P: 5	R: 0 E: 0 K: 0 S: 4 H: 2 LOB: 1 BB: 0 P: 4	R: 0 E: 0 K: 1 S: 5 H: 0 LOB: 0 BB: 0 P: 5	R: 0 E: 0 K: 1 S: 6 H: 1 LOB: 1 BB: 0 P: 6	R: 0 E: 0 K: 2 S: 8 H: 1 LOB: 2 BB: 1 P: 12	R: 0 E: 0 K: 1 S: 5 H: 0 LOB: 0 BB: 0 P: 5	R: 0 E: 0 K: 2 S: 7 H: 0 LOB: 0 BB: 0 P: 7	R: 0 E: 0 K: 1 S: 5 H: 0 LOB: 0 BB: 0 P: 5	1B: 3 2B: 1 3B: 0 HR: 0 SF: 0 SAC: 0 DP: 1 HBP: 0						

livebaseballscorecards.com

AB	30
R	0
H	4
RBI	0
BB	2
SO	10
LOB	11

WP: 0 PB: 0 SB: 0 CS: 0 PA: 32

PITCHER		IP	WLS	BF	H	R	ER	SO	BB	IBB	HBP	BLK	WP	HR	S	P	ERA	WHIP
44 Mike Leake, R ERA:	(1, 1)	4.0	W	14	2	0	0	3	1	0	0	0	0	0	19	23	0.00	0.750
54 Aroldis Chapman, L ERA: 1.29	(5, 1)	2.0		9	2	0	0	3	1	0	0	0	0	0	14	18	0.00	1.500
25 Burke Badenhop, R ERA: 16.88	(7, 1)	1.0		3	0	0	0	1	0	0	0	0	0	0	5	5	0.00	0.000
52 Tony Cingrani, L ERA: 1.29	(8, 1)	2.0		6	0	0	0	3	0	0	0	0	0	0	12	12	0.00	0.000

PITCHER	IP	WLS	BF	H	R	ER	SO	BB	IBB	HBP	BLK	WP	HR	S	P	ERA	WHIP

Cleveland Indians @ Seattle Mariners

Peoria Stadium, Peoria, AZ

Thu Mar 19 2015, 10:08 PM - 12:51 AM EDT

Att. 9,940 - Partly Cloudy - 65 F

TOP

livebaseballscorecards.com

Batter	1	2	3	4	5	6	7	8	9	AB	R	H	RBI	BB	SO	LOB
24 Michael Bourn, L (1, 8) OBP: 0.500, SLG: 0.560	C F X 0-2 E6 23 G4-6-3		C B C S 1-3 ① K		S X 0-1 ① G1-3 1-2		B F S S 1-3 ② K		B C S D X 2-2 ② G6-3 2-3	3	0	0	0	0	1	1
68 James Ramsey, L (5, 8) OBP: 0.240, SLG: 0.318										2	0	0	0	0	1	2
7 David Murphy, L (1, 10) OBP: 0.286, SLG: 0.231	X 0-0 ① L7		B B C S B X 3-2 ② G4-3		B B X 2-0 ② F8		C X 0-1 ③ P4		B X 1-0 ③ F9	3	0	0	0	0	0	2
61 Jerry Sands, R (7, PH) OBP: 0.435, SLG: 0.429										2	0	0	0	0	0	2
(7, 10)																
23 Michael Brantley, L (1, 7) OBP: 0.333, SLG: 0.263	B B X 2-0 ② ③ G4-6-3 1-2f		B C B B X 2-2 1B		B B F F X 2-2 2-H 1B			B B B B 4-0 75 FC4-6 BB		3	0	2	1	0	0	1
77 Destin Hood, R (5, PR) OBP: 0.333, SLG: 0.412										0	0	0	0	1	0	0
(5, 7)																
41 Carlos Santana, S (1, 3) OBP: 0.306, SLG: 0.455		B B C F C 2-3 ① K	C B X 1-1 ③ G4-1		B F 1 F F B S SAFE 2-3 ③ K			C T F F F C 0-3 ① K		3	0	0	0	0	2	2
36 Jesús Aguilar, R (5, 3) OBP: 0.391, SLG: 0.429										1	0	0	0	0	1	1
44 Brandon Moss, L (1, 9) OBP: 0.357, SLG: 1.000		B X 1-0 8 BB 10 HBP 1B		C T B B S 2-3 ① K		B B B C F S 3-3 ① K		B B X 2-0 ② FC4-6 1-2f		3	0	1	0	0	2	0
75 Carlos Moncrief, L (6, 9) OBP: 0.269, SLG: 0.280										1	0	0	0	0	0	1
10 Yan Gomes, R (1, 2) OBP: 0.280, SLG: 0.500		H 1-0 8 BB 1-2 HBP		B B B C B 4-1 11 FC6-4 BB		C X 0-1 ② G1-3		C B X 1-1 ③ G1-4-3		1	0	0	0	1	0	0
55 Roberto Pérez, R (6, 2) OBP: 0.500, SLG: 0.714										1	0	0	0	0	0	1
8 Lonnie Chisenhall, L (1, 5) OBP: 0.346, SLG: 0.391		B B C B B 4-1 1-2 2-3 BB		B S C S 1-3 ② K		S X 0-1 ③ G1-3			B X 1-0 ① L9	2	0	0	0	1	1	1
79 Audy Ciriaco, R (6, 5) OBP: 0.267, SLG: 0.600										1	0	0	0	0	0	0
11 José Ramírez, S (1, 6) OBP: 0.313, SLG: 0.406		B S S T 1-2 ② K		F C F B B F F F X 2-2 ③ FC6-4 1-2f			X 0-0 ① G1		C B B X 2-1 HR	3	0	0	0	0	1	4
67 Francisco Lindor, S (7, 6) OBP: 0.333, SLG: 0.690										1	1	1	1	0	0	0
78 Erik González, R (1, 4) OBP: 0.259, SLG: 0.240		T B S X 1-2 ③ F7			B C B X 2-1 24 G1-3 23 1B 1B		C B B B F X 3-2 1B		X 0-0 68 G6-3 2B	4	1	3	0	0	0	3

	AB	34
	R	2
	H	7
	RBI	2
	BB	3
	SO	9
	LOB	21

Inning Stats																																
	R: 0	E: 1	K: 0	S: 5	H: 0	LOB: 0	BB: 0	P: 7	R: 0	E: 0	K: 2	S: 11	H: 1	LOB: 3	BB: 1	P: 21	R: 0	E: 0	K: 1	S: 11	H: 1	LOB: 1	BB: 0	P: 18	R: 0	E: 0	K: 2	S: 14	H: 0	LOB: 1	BB: 1	P: 23
	R: 1	E: 0	K: 12	S:	H: 2	LOB: 1	BB: 0	P: 20	R: 0	E: 0	K: 1	S: 7	H: 0	LOB: 0	BB: 0	P: 10	R: 0	E: 0	K: 1	S: 9	H: 1	LOB: 1	BB: 0	P: 13	R: 0	E: 0	K: 1	S: 10	H: 0	LOB: 1	BB: 1	P: 17
	R: 1	E: 0	K: 0	S: 8	H: 2	LOB: 1	BB: 0	P: 14	1B: 5	2B: 1	3B: 0	HR: 1	SF: 0	SAC: 0	DP: 1	HBP: 1	WP: 0	PB: 0	SB: 0	CS: 0	PA: 38												

PITCHER		IP	WLS	BF	H	R	ER	SO	BB	IBB	HBP	BLK	WP	HR	S	P	ERA	WHIP
44 Taijuan Walker, R	(1, 1)	4.0		17	2	0	0	5	2	0	1	0	0	0	41	69	0.00	1.000
ERA:																		
73 David Rollins, L	(5, 1)	1.0	W	5	2	1	1	1	0	0	0	0	0	0	12	20	9.00	2.000
ERA: 1.42																		
44 Lucas Luetge, L	(6, 1)	1.0	H	3	0	0	0	1	0	0	0	0	0	0	7	10	0.00	0.000
ERA: 5.4																		
57 Mark Lowe, R	(7, 1)	1.0	H	4	1	0	0	1	0	0	0	0	0	0	9	13	0.00	1.000
ERA: 6.35																		
40 Danny Farquhar, R	(8, 1)	1.0		4	0	0	0	1	1	0	0	0	0	0	10	17	0.00	1.000
ERA: 4.76																		

PITCHER		IP	WLS	BF	H	R	ER	SO	BB	IBB	HBP	BLK	WP	HR	S	P	ERA	WHIP
91 Matt Anderson, R	(9, 1)	1.0		5	2	1	1	0	0	0	0	0	0	1	8	14	9.00	2.000
ERA: 6.75																		

Batter	1	2	3	4	5	6	7	8	9	AB	R	H	RBI	BB	SO	LOB
16 Austin Jackson, R (1, 8) OBP: 0.385, SLG: 0.458 36 Shawn O'Malley, S (5, PR) OBP: 0.167, SLG: 0.063 (6, 8)	B X 1-0 1B		B X 1-0 ① F9		C B F F X 1-2 7 BB 22 2B 1B	C C X 0-2 ② G4-3		F C F B F F S 1-3 ① K		3 0 2 0 0 0 0 2 1 0 0 0 1 0						
7 Seth Smith, L (1, 9) OBP: 0.333, SLG: 0.400 84 Alex Jackson, R (5, PR) OBP: 0.500, SLG: 0.500 (6, 9)	C B 1 SAFE X 1-1 ① L7		B C X 1-1 ② G5-3		D B B C S B 4-2 22 2B 1-2 BB	B C X 1-1 1B		B F B C S 2-3 ② K		2 0 0 0 1 0 1 2 1 1 0 0 1 0						
22 Robinson Canó, L (1, 4) OBP: 0.350, SLG: 0.500 84 Tyler Smith, R (5, PR) OBP: 0.333, SLG: 0.333 (6, 4)	F C S 0-3 ② K		S X 0-1 ③ G3		C B X 1-1 46 FC6-5 1-H 2-H 2B	S B B F F S 2-3 ③ K		B C B X 2-1 ③ G5-3		3 0 1 2 0 1 1 2 0 0 0 0 1 1						
23 Nelson Cruz, R (1, 10) OBP: 0.462, SLG: 0.524 6 John Hicks, R (4, PR) OBP: 0.400, SLG: 0.444 (5, 10) 46 D.J. Peterson, R (5, PH) OBP: 0.176, SLG: 0.290 (6, 10)	B C B B X 3-1 ③ P4			B S B B F X 3-2 20 BB 15 1B 13 G3-2-3 1B	C X 0-1 ① FC6-5 20 G4-3 15 1B 13 1B 2-3		S C B X 1-2 ① F9			2 0 1 0 0 0 1 0 0 0 0 0 0 0 2 1 0 0 0 0 2						
15 Kyle Seager, L (1, 5) OBP: 0.452, SLG: 0.600 67 Patrick Kivlehan, R (5, PR) OBP: 0.350, SLG: 0.550 (6, 5)		B X 1-0 20 1B 13 1B 1B		S D C X 1-2 13 G3-2-3 20 BB 1-2 1B	X 0-0 13 1B 20 G4-3 1-2 1B		C C B B B X 3-2 85 2B 1B			3 1 3 0 0 0 0 1 1 1 0 0 0 0						
20 Logan Morrison, L (1, 3) OBP: 0.355, SLG: 0.567 85 Jabari Blash, R (6, 3) OBP: 1.000, SLG: 2.000		C X 0-1 13 1B 1-2 1B		B B F F B F B 4-2 13 G3-2-3 1-2 2-3 BB	D C B X 2-1 ② G4-3 1-2 2-3		X 0-0 ② 1-H 2B			2 0 1 0 1 0 2 1 0 1 1 0 0 0						
13 Dustin Ackley, L (1, 7) OBP: 0.520, SLG: 0.545 Jordy Lara, R (5, PR) OBP: 0.333, SLG: 0.500 (6, 7)		X 0-0 2 G4-3 1-3 2-H 1B		B B X 2-0 ①② G3-2-3 1-2 2-3 3-Hf	C X 0-1 2-3 3-H 1B		C C B B X 2-2 83 1B 1B			3 0 2 2 0 0 3 1 0 1 0 0 0 0						
5 Brad Miller, L (1, 6) OBP: 0.444, SLG: 0.682 83 Jack Reinheimer, R (6, 6) OBP: 0.500, SLG: 0.500		C F S 0-3 ① K		B C B S B B B 4-2 BB	B C B C C 2-3 ③ K		B X 1-0 1-2 1B			2 0 0 0 1 2 5 1 0 1 0 0 0 0						
2 Jesús Sucre, R (1, 2) OBP: 0.118, SLG: 0.067 4 John Baker, L (5, 2) OBP: 0.250, SLG: 0.375		C S D X 1-2 ②③ G4-3 1-2f		B B S B X 3-1 ③ L7	X 0-0 ① G4-3		C D S X 1-2 ③ G4-3			2 0 0 0 0 0 5 2 0 0 0 0 0 2						
Inning Stats	R: 0 H: 1 E: 0 LOB: 1 K: 1 BB: 0 S: 8 P: 13	R: 1 H: 3 E: 0 LOB: 1 K: 1 BB: 0 S: 10 P: 12	R: 0 H: 0 E: 0 LOB: 0 K: 0 BB: 0 S: 5 P: 7	R: 0 H: 2 E: 0 LOB: 3 K: 0 BB: 2 S: 14 P: 31	R: 3 H: 4 E: 0 LOB: 3 K: 1 BB: 1 S: 18 P: 28	R: 0 H: 1 E: 0 LOB: 1 K: 1 BB: 0 S: 11 P: 14	R: 1 H: 4 E: 0 LOB: 2 K: 0 BB: 0 S: 14 P: 22	R: 0 H: 0 E: 0 LOB: 0 K: 2 BB: 0 S: 11 P: 16		1B: 13 SF: 0 2B: 2 SAC: 0 3B: 0 DP: 2 HR: 0 HBP: 0						

PITCHER		IP	WLS	BF	H	R	ER	SO	BB	IBB	HBP	BLK	WP	HR	S	P	ERA	WHIP
59 Carlos Carrasco, R ERA: 2.7	(1, 1)	3.2		17	6	1	1	2	2	0	0	0	0	0	35	58	2.46	2.182
56 Bryan Price, R ERA: 8.31	(4, 1)	0.1		1	0	0	0	0	0	0	0	0	0	0	2	5	0.00	0.000
58 TJ House, L ERA: 4.97	(5, 1)	3.0	L	18	9	4	4	2	1	0	0	0	0	0	43	64	12.00	3.333
34 Zach McAllister, R ERA: 4.5	(8, 1)	1.0		3	0	0	0	2	0	0	0	0	0	0	11	16	0.00	0.000

PITCHER	IP	WLS	BF	H	R	ER	SO	BB	IBB	HBP	BLK	WP	HR	S	P	ERA	WHIP

BOTTOM

Cleveland Indians @ Seattle Mariners

Peoria Stadium, Peoria, AZ

Thu Mar 19 2015, 10:08 PM - 12:51 AM EDT

Att. 9,940 - Partly Cloudy - 65 F

livebaseballscorecards.com

AB	36
R	5
H	15
RBI	5
BB	3
SO	6
LOB	23

WP: 0 PA: 39
PB: 0
SB: 0
CS: 0

Los Angeles Angels @ Cleveland Indians

Goodyear Ballpark, Goodyear, AZ

Fri Mar 20 2015, 10:07 PM - 1:37 AM EDT

Att. 10,511 - Clear - 75 F

TOP

livebaseballscorecards.com

Batter	1	2	3	4	5	6	7	8	9	AB	R	H	RBI	BB	SO	LOB
56 Kole Calhoun, L (1, 9) OBP: 0.400, SLG: 0.375	K	2B	F8			K	1B		BB	4	0	1	1	0	2	1
19 Efren Navarro, L (7, PH) OBP: 0.429, SLG: 0.481 (7, 9)		1-3 2-H				75 1B	2-H			1	0	1	1	1	0	0
27 Mike Trout, R (1, 8) OBP: 0.571, SLG: 0.966	K	SF9		6 1B		6 1B	1-3		K	3	2	2	1	0	1	0
75 Kyle Kubitza, L (7, PH) OBP: 0.348, SLG: 0.545 (7, 5)		3-H		2 1B		6 1B	1B			2	0	1	0	0	1	1
5 Albert Pujols, R (1, 10) OBP: 0.324, SLG: 0.406	E1	F9		K		K	F9			4	0	0	0	0	2	3
10 Grant Green, R (7, PH) OBP: 0.292, SLG: 0.333 (7, 10) (8, 3)										1	0	0	0	0	0	2
6 David Freese, R (1, 5) OBP: 0.313, SLG: 0.452	G4-3		K	24 F8-6-5 2 1B		1-H 1B		BB		4	0	2	1	0	1	1
39 Marc Krauss, L (7, 7) OBP: 0.571, SLG: 0.733				1-3 1B		K		F8		0	0	0	0	1	0	0
2 Erick Aybar, S (1, 6) OBP: 0.290, SLG: 0.400		G3	24 3B							4	1	2	1	0	1	1
44 Daniel Robertson, R (7, 8) OBP: 0.258, SLG: 0.250				1-2 3-H 1B						1	0	0	0	0	0	1
24 C.J. Cron, R (1, 3) OBP: 0.429, SLG: 0.711		17 HR 2B	17 SF9 3B	F8-6-5			8 FC6-4 1B	K		5	2	3	1	0	1	3
72 Adam Wilk, L (8, 1)			3-H	2-3						0	0	0	0	0	0	0
17 Chris Iannetta, R (1, 2) OBP: 0.346, SLG: 0.636	HR	SF9			K	FC6-4 12 2B		K		2	1	1	3	0	1	0
8 Taylor Featherston, R (7, PH) OBP: 0.310, SLG: 0.346 (7, 6)	2-H	3-H				1-2f				2	1	0	0	0	1	2
12 Johnny Giavotella, R (1, 4) OBP: 0.357, SLG: 0.600	E6 7 1B 56 2B	7 WP 3B			K	19 1B 2B	1-H		L9	5	3	2	1	0	1	0
7 Collin Cowgill, R (1, 7) OBP: 0.441, SLG: 0.625	56 2B 27 SF9 1-2 1B		3-H 3B		G5-3	P6			L4	3	1	2	0	0	0	0
3 Drew Butera, R (7, PH) OBP: 0.188, SLG: 0.400 (7, 2)										2	0	0	0	0	0	1

	AB	43
	R	11
	H	17
	RBI	10
	BB	2
	SO	12
	LOB	16

Inning Stats	1	2	3	4	5	6	7	8	9
	R: 0 E: 1 K: 2 S: 8	H: 0 LOB: 1 BB: 0 P: 8	R: 4 E: 1 K: 0 S: 8	H: 4 LOB: 1 BB: 0 P: 11	R: 3 E: 0 K: 1 S: 9	H: 4 LOB: 1 BB: 0 P: 10	R: 1 E: 0 K: 1 S: 7	H: 3 LOB: 1 BB: 0 P: 7	R: 0 E: 0 K: 2 S: 7	H: 0 LOB: 0 BB: 0 P: 7
	R: 1 E: 0 K: 3 S: 11	H: 2 LOB: 1 BB: 0 P: 11	R: 2 E: 0 K: 0 S: 7	H: 4 LOB: 2 BB: 0 P: 7	R: 0 E: 0 K: 2 S: 7	H: 0 LOB: 1 BB: 1 P: 11	R: 0 E: 0 K: 1 S: 5	H: 0 LOB: 1 BB: 1 P: 9	1B: 9 2B: 4 3B: 4 HR: 1	SF: 2 SAC: 0 DP: 1 HBP: 0
	WP: 1 PB: 0 SB: 0 CS: 0	PA: 47								

PITCHER		IP	WLS	BF	H	R	ER	SO	BB	IBB	HBP	BLK	WP	HR	S	P	ERA	WHIP
47 Trevor Bauer, R ERA: 5.87	(1, 1)	3.1	L	21	9	8	6	4	0	0	0	0	1	1	29	33	16.20	2.700
65 Michael Roth, L ERA: 1.59	(4, 1)	0.2		3	2	0	0	0	0	0	0	0	0	0	3	3	0.00	3.000
51 Anthony Swarzak, R ERA: 14.29	(5, 1)	1.0		3	0	0	0	2	0	0	0	0	0	0	7	7	0.00	0.000
53 Jeff Manship, R ERA: 1.5	(6, 1)	1.0		5	2	1	1	3	0	0	0	0	0	0	11	11	9.00	2.000
49 Austin Adams, R ERA: 7.2	(7, 1)	1.0		7	4	2	2	0	0	0	0	0	0	0	7	7	18.00	4.000

PITCHER		IP	WLS	BF	H	R	ER	SO	BB	IBB	HBP	BLK	WP	HR	S	P	ERA	WHIP
57 Kyle Crockett, L ERA: 4.5	(8, 1)	0.0		1	0	0	0	0	1	0	0	0	0	0	0	4	∞	∞
83 Dustin Molleken, R ERA: 1.8	(8, 1)	1.0		3	0	0	0	2	0	0	0	0	0	0	7	7	0.00	0.000
20 C.C. Lee, R ERA:	(9, 1)	1.0		4	0	0	0	1	1	0	0	0	0	0	5	9	0.00	1.000

Batter	1	2	3	4	5	6	7	8	9	AB	R	H	RBI	BB	SO	LOB
24 Michael Bourn, L (1, 8) OBP: 0.484, SLG: 0.536 62 Tyler Holt, R (5, 8) OBP: 0.357, SLG: 0.375	L9		G4-3 2-3 2-H 1B			F9 2-3		G6-3 2-3		3 0 1 1 0 0 1 2 0 0 0 0 0 3						
67 Francisco Lindor, S (1, 6) OBP: 0.314, SLG: 0.636	K		SF7 3-H	F9		G6-3		1B 3-H		4 0 1 2 0 1 3						
23 Michael Brantley, L (1, 7) OBP: 0.333, SLG: 0.318 12 Brett Hayes, R (6, 2) OBP: 0.412, SLG: 0.733	P6		41 1B 2B		K		77 G1-3 1B	G6-3		3 0 1 0 0 1 0 2 0 1 0 0 0 1						
41 Carlos Santana, S (1, 3) OBP: 0.308, SLG: 0.444 36 Jesús Aguilar, R (6, 3) OBP: 0.400, SLG: 0.478		G5-3	10 BB 2-3 1B		P5		F8		16 2B 2B	3 0 1 0 0 0 0 2 1 1 0 0 0 1						
10 Yan Gomes, R (1, 2) OBP: 0.357, SLG: 0.583 77 Destin Hood, R (5, PR) OBP: 0.300, SLG: 0.368 (6, 7)		7 FC3-6 9 BB 1B	1-2 BB		2B		G1-3 1-2		G5-3	2 0 2 0 1 0 0 2 0 0 0 0 0 2						
9 Ryan Raburn, R (1, 10) OBP: 0.308, SLG: 0.261 16 Anthony Gallas, R (9, PH) OBP: 1.000, SLG: 2.000		7 FC3-6 1-2 BB	G6-3		K		K		2B 2-H	3 0 0 0 1 2 5 1 0 1 1 0 0 0						
7 David Murphy, L (1, 9) OBP: 0.267, SLG: 0.214 61 Jerry Sands, R (5, 9) OBP: 0.423, SLG: 0.391		FC3-6 1-2f 2-3	G4-3		F8			K 76 G5-4-3 BB		2 0 0 0 0 0 2 2 0 0 0 1 1 0						
8 Lonnie Chisenhall, L (1, 5) OBP: 0.379, SLG: 0.440 76 Ryan Rohlinger, R (6, PR) OBP: 0.190, SLG: 0.278 (7, 5)		F7	24 PB 24 1B 2B		62 F9 1 1B BB			1 WP 1 2B BB	G5-4-3 1-2f	2 1 1 0 1 0 2 1 1 0 0 1 0 2						
1 Michael Martinez, S (1, 4) OBP: 0.364, SLG: 0.500			24 G4-3 67 SF7 2B	F8	1-2 1B			62 G6-3 1-H 67 1B 2B		4 2 3 1 0 0 1						
Inning Stats	R: 0 H: 0 E: 0 LOB: 0 K: 1 BB: 0 S: 5 P: 5	R: 0 H: 1 E: 0 LOB: 2 K: 0 BB: 1 S: 4 P: 8	R: 1 H: 3 E: 0 LOB: 3 K: 0 BB: 1 S: 6 P: 10	R: 1 H: 2 E: 0 LOB: 1 K: 0 BB: 0 S: 5 P: 6	R: 0 H: 1 E: 0 LOB: 1 K: 2 BB: 0 S: 8 P: 8	R: 0 H: 1 E: 0 LOB: 2 K: 0 BB: 1 S: 4 P: 8	R: 0 H: 1 E: 0 LOB: 1 K: 1 BB: 0 S: 6 P: 6	R: 2 H: 2 E: 0 LOB: 1 K: 1 BB: 1 S: 7 P: 12	R: 1 H: 2 E: 0 LOB: 1 K: 0 BB: 1 S: 4 P: 8	1B: 6 SF: 1 2B: 7 SAC: 0 3B: 0 DP: 1 HR: 0 HBP: 0						

PITCHER	IP	WLS	BF	H	R	ER	SO	BB	IBB	HBP	BLK	WP	HR	S	P	ERA	WHIP
53 Héctor Santiago, L (1, 1) ERA: 4.5	4.1	W	21	6	2	1	2	2	0	0	0	0	0	23	32	2.08	1.846
75 Brian Loconsole, R (5, 1) ERA:	0.2		3	1	0	0	1	0	0	0	0	0	0	5	5	0.00	1.500
73 Scott Snodgress, L (6, 1) ERA: 1.69	1.0		5	1	0	0	0	1	0	0	0	0	0	4	8	0.00	2.000
68 Cam Bedrosian, R (7, 1) ERA: 5.06	1.0		4	1	0	0	1	0	0	0	0	0	0	6	6	0.00	1.000
72 Adam Wilk, L (8, 1) ERA: 3.68	2.0		11	4	3	3	1	2	0	0	0	1	0	11	20	13.50	3.000

PITCHER	IP	WLS	BF	H	R	ER	SO	BB	IBB	HBP	BLK	WP	HR	S	P	ERA	WHIP

BOTTOM

Los Angeles Angels @ Cleveland Indians

Goodyear Ballpark, Goodyear, AZ

Fri Mar 20 2015, 10:07 PM - 1:37 AM EDT

Att. 10,511 - Clear - 75 F

livebaseballscorecards.com

AB	38
R	5
H	13
RBI	5
BB	5
SO	5
LOB	23

WP: 1 PA: 44
PB: 1
SB: 0
CS: 0

Batter	1	2	3	4	5	6	7	8	9	AB	R	H	RBI	BB	SO	LOB
19 Charlie Blackmon, L (1, 9) OBP: 0.350, SLG: 0.412 96 Tim Wheeler, L (6, 7)	B X 1-0 B1-3		B F X 1-1 HR		B B B 4-0 1 WP 6 1B BB		X 0-0 E1		X 0-0 FC6-4 G4-6-3 1-2f	2 2	2 0	1 0	1 0	1 0	0 0	0 1
1 Brandon Barnes, R (1, 8) OBP: 0.314, SLG: 0.233 Mike Tauchman, L (7, 8)	F F C 0-3 K		B B B B 4-0 6 CS BB		B X 1-0 P4 1-2 2-3		X 0-0 G6-3		X 0-0 G4-6-3 1-2f	3 1	0 0	0 0	0 0	1 0	1 0	3 1
6 Corey Dickerson, L (1, 7) OBP: 0.313, SLG: 0.414 Jeremy Barfield, R (6, 9) OBP: 0.750, SLG: 2.000	X 0-0 2B		S F S 0-3 K 1-2		X 0-0 20 CS 2-H 3-H 1B			S B B X 2-1 HR		3 1	0 1	2 1	2 1	0 0	1 0	1 0
20 Wilin Rosario, R (1, 2) OBP: 0.286, SLG: 0.519 50 Dustin Garneau, R (6, 2) OBP: 0.188, SLG: 0.250	X 0-0 F7			F F S 0-3 K	S 0-1 CS 1-2	X 0-0 P6		X 0-0 G6-3		3 1	0 0	0 0	0 0	0 0	1 0	1 0
10 Ben Paulsen, L (1, 3) OBP: 0.132, SLG: 0.162 Will Swanner, R (7, 3) OBP: 0.667, SLG: 1.667		X 0-0 L4		X 0-0 F9		X 0-0 F7		F F B B B X 3-2 HR		3 1	0 1	0 1	0 1	0 0	0 0	0 0
72 Ryan Casteel, R (1, 10) OBP: 0.226, SLG: 0.296		X 0-0 G1-3		B B B B 4-0 BB		B B B B 4-0 BB		X 0-0 L8		2	0	0	0	2	0	0
43 Rafael Ynoa, S (1, 6) OBP: 0.324, SLG: 0.281 91 Joey Wong, L (6, 6) OBP: 0.545, SLG: 0.556		X 0-0 1B		F F S 0-3 K		X 0-0 F7		B B B B 4-0 BB		3 0	0 0	1 0	0 0	0 1	1 0	2 0
9 DJ LeMahieu, R (1, 4) OBP: 0.296, SLG: 0.250 Jose Rivera, R (7, 4)		X 0-0 F8			F F C 0-3 K	X 0-0 G5-3		X 0-0 G4-3		3 1	0 0	0 0	0 0	0 0	1 0	1 1
65 Cristhian Adames, S (1, 5) OBP: 0.323, SLG: 0.367 Tim Smalling, R (7, 5)			S F S 0-3 K		X 0-0 E6 1 WP 6 1B	X 0-0 G4-3			B B B 4-0 96 FC6-4 BB	3 0	1 0	0 0	0 0	0 1	1 0	0 0
Inning Stats	R: 0 E: 0 K: 1 S: 6 H: 1 LOB: 1 BB: 0 P: 7	R: 0 E: 0 K: 0 S: 4 H: 1 LOB: 1 BB: 0 P: 4	R: 1 E: 0 K: 2 S: 8 H: 1 LOB: 1 BB: 1 P: 13	R: 0 E: 0 K: 2 S: 7 H: 0 LOB: 1 BB: 1 P: 11	R: 2 E: 1 K: 1 S: 7 H: 1 LOB: 0 BB: 1 P: 12	R: 0 E: 0 K: 0 S: 3 H: 0 LOB: 1 BB: 1 P: 7	R: 0 E: 1 K: 0 S: 4 H: 0 LOB: 1 BB: 0 P: 4	R: 2 E: 0 K: 0 S: 8 H: 2 LOB: 1 BB: 1 P: 17	R: 0 E: 0 K: 0 S: 2 H: 0 LOB: 0 BB: 1 P: 6	1B: 2 2B: 2 3B: 0 HR: 3	SF: 0 SAC: 0 DP: 2 HBP: 0			WP: 1 PB: 0 SB: 0 CS: 2	PA: 39	

TOP

Colorado Rockies @ Cleveland Indians

Goodyear Ballpark, Goodyear, AZ

Sat Mar 21 2015, 4:09 PM - 7:00 PM EDT

Att. 4,765 - Sunny - 81 F

livebaseballscorecards.com

AB	32
R	5
H	6
RBI	5
BB	6
SO	6
LOB	11

PITCHER		IP	WLS	BF	H	R	ER	SO	BB	IBB	HBP	BLK	WP	HR	S	P	ERA	WHIP
31 Danny Salazar, R ERA: 4.7	(1, 1)	4.0	W	16	3	1	1	5	2	0	0	0	0	1	25	35	2.25	1.250
39 Scott Downs, L ERA: 3.38	(5, 1)	1.0	H	5	1	2	0	1	1	0	0	0	1	0	7	12	0.00	2.000
37 Cody Allen, R ERA:	(6, 1)	1.0	H	4	0	0	0	0	1	0	0	0	0	0	3	7	0.00	1.000
35 Marc Rzepczynski, L ERA: 1.8	(7, 1)	1.0		4	0	0	0	0	0	0	0	0	0	0	4	4	0.00	0.000
27 Bryan Shaw, R ERA: 11.57	(8, 1)	1.0		6	2	2	2	0	1	0	0	0	0	2	8	17	18.00	3.000

PITCHER		IP	WLS	BF	H	R	ER	SO	BB	IBB	HBP	BLK	WP	HR	S	P	ERA	WHIP
56 Bryan Price, R ERA: 6.75	(9, 1)	1.0		3	0	0	0	0	1	0	0	0	0	0	2	6	0.00	1.000

BOTTOM

Colorado Rockies @ Cleveland Indians

Goodyear Ballpark, Goodyear, AZ

Sat Mar 21 2015, 4:09 PM - 7:00 PM EDT

Att. 4,765 - Sunny - 81 F

livebaseballscorecards.com

Batter	1	2	3	4	5	6	7	8	9	AB	R	H	RBI	BB	SO	LOB
11 José Ramírez, S (1, 6) OBP: 0.286, SLG: 0.371 1 Michael Martinez, S (5, 6) OBP: 0.375, SLG: 0.625	S F S 0-3 ① K	X 0-0 ③ G4-3		X 0-0 ② G3 1-2 2-3		B B F X 2-1 1-H HR	F F C 0-3 ③ K			3 2	0 1	0 1	0 2	0 0	1 1	3 0
4 Mike Avíles, R (1, 5) OBP: 0.391, SLG: 0.381 79 Audy Ciriaco, R (5, 5) OBP: 0.235, SLG: 0.529 (7, 3)	X 0-0 ② G5-3		X 0-0 36 2B 1B	X 0-0 ③ G6-3		X 0-0 ① G5-3		X 0-0 ① F8		3 2	1 0	1 0	1 0	0 0	0 0	2 0
44 Brandon Moss, L (1, 9) OBP: 0.353, SLG: 0.941 23 Logan Vick, L (5, PR) OBP: 0.500, SLG: 1.000 (6, 9)	F F S 0-3 ③ K		X 0-0 ① F7		X 0-0 36 HR 2B	X 0-0 36 G4-3 61 1B 2B		X 0-0 ② G1-3		3 2	0 2	1 1	0 0	0 0	1 0	1 0
36 Jesús Aguilar, R (1, 3) OBP: 0.414, SLG: 0.630 22 Justin Toole, R (7, 5)		X 0-0 ① L7	X 0-0 1-H 2B		B F X 1-1 2-H HR	X 0-0 ② G4-3 2-3		X 0-0 ③ G6-3		4 1	1 0	2 0	3 0	0 0	0 0	1 0
61 Jerry Sands, R (1, 10) OBP: 0.467, SLG: 0.423		X 0-0 55 E 62 1B 1B	X 0-0 ② F9		B B B B 4-0 62 FC1-4 BB	X 0-0 3-H 1B				3	1	2	1	1	0	1
55 Roberto Pérez, R (1, 2) OBP: 0.429, SLG: 0.588 54 Adam Moore, R (6, 2) OBP: 0.200, SLG: 0.111		X 0-0 FC6 62 1B 76 2B 1-2	X 0-0 ③ G6-3		F F S 0-3 ① K	X 0-0 ③ G1-3				3 1	1 0	0 0	0 0	0 0	1 0	4 1
62 Tyler Holt, R (1, 8) OBP: 0.375, SLG: 0.393 2 Bobby Ison, L (8, 8)		X 0-0 76 2B 1-2 2-H 1B		X 0-0 77 FC5-4 1B	X 0-0 ② FC1-4 77 WP 1-2f		F F S 0-3 ① K			4 0	1 0	2 0	1 0	0 0	1 0	2 0
77 Destin Hood, R (1, 7) OBP: 0.250, SLG: 0.304 1 Luigi Rodriguez, L (8, 7)		X 0-0 ② F3		X 0-0 ① FC5-4 11 G3 76 WP 1-2f	B C F S 1-3 ③ K 1-3		X 0-0 ② G5-3			4 0	0 0	0 0	0 0	0 0	1 0	5 0
76 Ryan Rohlinger, R (1, 4) OBP: 0.320, SLG: 0.571		X 0-0 1-H 2-H 2B		B B B B 4-0 11 G3 1-2 BB		X 0-0 1 HR 1B	X 0-0 HR			3	2	3	3	1	0	0
Inning Stats	R: 0 H: 0 E: 0 LOB: 0 K: 2 BB: 0 S: 7 P: 7	R: 3 H: 3 E: 1 LOB: 1 K: 0 BB: 0 S: 7 P: 7	R: 1 H: 2 E: 0 LOB: 1 K: 0 BB: 0 S: 5 P: 5	R: 0 H: 1 E: 0 LOB: 2 K: 0 BB: 1 S: 4 P: 8	R: 2 H: 2 E: 0 LOB: 2 K: 2 BB: 1 S: 10 P: 16	R: 3 H: 4 E: 0 LOB: 1 K: 0 BB: 0 S: 8 P: 10	R: 1 H: 1 E: 0 LOB: 0 K: 2 BB: 0 S: 8 P: 8	R: 0 H: 0 E: 0 LOB: 0 K: 0 BB: 0 S: 3 P: 3		1B: 6 SF: 0 2B: 4 SAC: 0 3B: 0 DP: 0 HR: 3 HBP: 0				WP: 3 PA: 40 PB: 0 SB: 0 CS: 0		

	AB	38
	R	10
	H	13
	RBI	10
	BB	2
	SO	6
	LOB	20

PITCHER		IP	WLS	BF	H	R	ER	SO	BB	IBB	HBP	BLK	WP	HR	S	P	ERA	WHIP
61 David Hale, R ERA: 5.79	(1, 1)	2.1	L	13	5	4	1	2	0	0	0	0	0	0	17	17	3.86	2.143
95 Ryan Arrowood, R ERA:	(3, 1)	0.2		2	0	0	0	0	0	0	0	0	0	0	2	2	0.00	0.000
46 Brett Marshall, R ERA: 14.63	(4, 1)	2.1		15	6	5	5	2	2	0	0	0	2	2	19	31	19.29	3.429
71 Ken Roberts, L ERA:	(6, 1)	0.2		3	1	0	0	0	0	0	0	0	0	0	3	3	0.00	1.500
47 Jairo Díaz, R ERA: 7.71	(7, 1)	1.0		4	1	1	1	2	0	0	0	0	0	1	8	8	9.00	1.000

PITCHER		IP	WLS	BF	H	R	ER	SO	BB	IBB	HBP	BLK	WP	HR	S	P	ERA	WHIP
51 Brooks Brown, R ERA: 1.69	(8, 1)	1.0		3	0	0	0	0	0	0	0	0	0	0	3	3	0.00	0.000

Cleveland Indians @ Los Angeles Dodgers

Camelback Ranch, Glendale, AZ

Sun Mar 22 2015, 4:08 PM - 6:37 PM EDT

Att. 12,349 - Sunny - 83 F

TOP

livebaseballscorecards.com

Batter	1	2	3	4	5	6	7	8	9	AB	R	H	RBI	BB	SO	LOB
24 Michael Bourn, L (1, 8) OBP: 0.441, SLG: 0.484	F8		F7			K	K			3	0	0	0	0	1	1
28 Bradley Zimmer, L (6, 8) OBP: 0.833, SLG: 1.333										1	0	0	0	0	1	3
4 Mike Aviles, R (1, 4) OBP: 0.385, SLG: 0.375	G4-3			23 F9 / 23 S / 41 SF8 / 1B		G5-3		P5		3	1	1	0	0	0	0
1 Michael Martinez, S (6, 4) OBP: 0.360, SLG: 0.600										1	0	0	0	0	0	0
23 Michael Brantley, L (1, 7) OBP: 0.333, SLG: 0.320	G4-3			F9 / 1-3			41 S / 10 2B / 1B	K		3	0	1	0	0	0	1
77 Destin Hood, R (7, PR) OBP: 0.240, SLG: 0.292										1	1	0	0	0	1	0
(7, 7)																
41 Carlos Santana, S (1, 3) OBP: 0.310, SLG: 0.432		G6-3		SF8 / 3-H			10 2B / 9 G6-3 / 1-2 / BB	29 2B		1	0	0	1	1	0	0
36 Jesús Aguilar, R (7, PR) OBP: 0.433, SLG: 0.643										1	1	1	0	0	0	0
(7, 3)																
10 Yan Gomes, R (1, 2) OBP: 0.355, SLG: 0.593		L3		K			9 G6-3 / 8 2B / 1-3 / 2-H / 2B	1-3 / 2B		3	0	1	1	0	1	0
29 Taylor Murphy, L (7, PR) OBP: 0.500, SLG: 1.000										1	1	1	0	0	0	0
(7, 5)																
9 Ryan Raburn, R (1, 10) OBP: 0.276, SLG: 0.231		F7			K		G6-3 / 2-3 / 3-H	K		3	0	0	1	0	1	2
79 Audy Ciriaco, R (8, PH) OBP: 0.222, SLG: 0.500										1	0	0	0	0	1	2
(8, 10)																
8 Lonnie Chisenhall, L (1, 5) OBP: 0.375, SLG: 0.464			G4-3		G6-3		67 1B / 3-H / 2B		K	3	0	1	1	0	0	0
12 Ronny Rodríguez, R (7, PR)										0	0	0	0	0	0	0
12 Brett Hayes, R (7, 2) OBP: 0.389, SLG: 0.688										1	0	0	0	0	1	0
62 Tyler Holt, R (1, 9) OBP: 0.361, SLG: 0.375			67 FC4-6 / 1B		K		K		P3	4	0	1	0	0	2	2
27 Bryson Myles, R (9, 9)										0	0	0	0	0	0	0
67 Francisco Lindor, S (1, 6) OBP: 0.308, SLG: 0.595			FC4-6 / 1-2f			G1-3	2-3 / 1B		G6-3	4	0	1	0	0	0	1

Inning Stats	1	2	3	4	5	6	7	8	9
R:	0	0	0	1	0	0	3	0	0
E:	0	0	0	0	0	0	0	0	0
K:	0	0	0	1	2	1	2	2	1
S:	3	3	4	7	7	5	11	9	5
H:	0	0	1	1	0	0	4	2	0
LOB:	0	0	1	0	0	0	3	2	0
BB:	0	0	0	0	0	0	1	0	0
P:	3	3	4	7	7	5	15	9	5

| | | | | | | | | | | | | | | | |

Batter	1	2	3	4	5	6	7	8	9	AB	R	H	RBI	BB	SO	LOB
14 Enrique Hernández, R (1, 4) OBP: 0.256, SLG: 0.526 Adam Law, R (5, 4) OBP: 0.250, SLG: 0.250	S S B B B X 3-2 HR		X 0-0 ② G5-3			S S S 0-3 ① K			S S S 0-3 ① K	2	1	1	1	0	0	0
										2	0	0	0	0	2	0
3 Carl Crawford, L (1, 7) OBP: 0.212, SLG: 0.219 72 Joey Curletta, R (7, 7) OBP: 0.200, SLG: 0.200 (8, 9)	X 0-0 ① G4-3		S S S 0-3 ③ K			C C C 0-3 ② K			X 0-0 89 1B 1B	3	0	0	0	0	2	0
										1	0	1	0	0	0	0
66 Yasiel Puig, R (1, 10) OBP: 0.294, SLG: 0.516 89 Spencer Navin, R (9, PH) OBP: 1.000, SLG: 1.000	X 0-0 ② G5-3			X 0-0 HR		X 0-0 ③ G6-3			X 0-0 G4-6-3 1-2 1B	3	1	1	1	0	0	0
										1	0	1	0	0	0	0
33 Scott Van Slyke, R (1, 3) OBP: 0.324, SLG: 0.379 Daniel Mayora, R (8, 3) OBP: 0.333, SLG: 0.667	X 0-0 ③ F7			X 0-0 ① F7			X 0-0 ① G5-3		X 0-0 ② ③ G4-6-3 1-2f	3	0	0	0	0	0	0
										1	0	0	0	0	0	2
31 Joc Pederson, L (1, 8) OBP: 0.476, SLG: 0.769 82 Travis Witherspoon, R (8, 8) OBP: 0.125, SLG: 0.125		S S S 0-3 ① K		X 0-0 ② G5-3			C C C 0-3 ② K			3	0	0	0	0	2	0
										0	0	0	0	0	0	0
7 Alex Guerrero, R (1, 5) OBP: 0.364, SLG: 0.531 82 Jarek Cunningham, R (8, 5)		X 0-0 S 1B		X 0-0 ③ G5-3			X 0-0 ③ P4			3	0	1	0	0	0	0
										0	0	0	0	0	0	0
Corey Seager, L (1, 6) OBP: 0.500, SLG: 0.429 86 Luis Mateo, R (9, 6)		S B B B B 4-1 G4-6-3 1-2 BB			C C C 0-3 ① K			C C C 0-3 ① K		2	0	0	0	1	2	0
										0	0	0	0	0	0	0
Scott Schebler, L (1, 9) OBP: 0.333, SLG: 0.692 (8, 7) 87 Jeremy Hazelbaker, L (9, 7) OBP: 0.333, SLG: 0.333		X 0-0 ② ③ G4-6-3 1-2f			X 0-0 ② G6-3			S S S 0-3 ② K		3	0	0	0	0	1	2
										0	0	0	0	0	0	0
70 Chris O'Brien, S (1, 2) OBP: 0.100, SLG: 0.200 Shawn Zarraga, S (6, 2) OBP: 0.500, SLG: 0.429			X 0-0 ① G3		S S S 0-3 ③ K			X 0-0 ③ G4-3		2	0	0	0	0	1	0
										1	0	0	0	0	0	0
Inning Stats	R: 1 E: 0 K: 0 S: 6 H: 1 LOB: 0 BB: 0 P: 9	R: 0 E: 0 K: 1 S: 6 H: 1 LOB: 1 BB: 1 P: 10	R: 0 E: 0 K: 1 S: 5 H: 0 LOB: 0 BB: 0 P: 5	R: 1 E: 0 K: 0 S: 4 H: 1 LOB: 0 BB: 0 P: 4	R: 0 E: 0 K: 2 S: 7 H: 0 LOB: 0 BB: 0 P: 7	R: 0 E: 0 K: 2 S: 7 H: 0 LOB: 0 BB: 0 P: 7	R: 0 E: 0 K: 1 S: 5 H: 0 LOB: 0 BB: 0 P: 5	R: 0 E: 0 K: 2 S: 7 H: 0 LOB: 0 BB: 0 P: 7	R: 0 E: 0 K: 1 S: 6 H: 2 LOB: 1 BB: 0 P: 6	1B: 3 2B: 0 3B: 0 HR: 2	SF: 0 SAC: 0 DP: 2 HBP: 0						

PITCHER	IP	WLS	BF	H	R	ER	SO	BB	IBB	HBP	BLK	WP	HR	S	P	ERA	WHIP
28 Corey Kluber, R (1, 1) ERA: 4.26	5.2		20	3	2	2	6	1	0	0	0	0	2	34	41	3.18	0.706
49 Austin Adams, R (6, 1) ERA: 6.35	0.2	W	2	0	0	0	0	0	0	0	0	0	0	2	2	0.00	0.000
50 Nick Hagadone, L (7, 1) ERA:	0.2	H	2	0	0	0	1	0	0	0	0	0	0	4	4	0.00	0.000
51 Anthony Swarzak, R (8, 1) ERA: 12.15	1.0	H	3	0	0	0	2	0	0	0	0	0	0	7	7	0.00	0.000
53 Jeff Manship, R (9, 1) ERA: 1.29	1.0	S	4	2	0	0	1	0	0	0	0	0	0	6	6	0.00	2.000

PITCHER	IP	WLS	BF	H	R	ER	SO	BB	IBB	HBP	BLK	WP	HR	S	P	ERA	WHIP

BOTTOM

Cleveland Indians @ Los Angeles Dodgers

Camelback Ranch, Glendale, AZ

Sun Mar 22 2015, 4:08 PM - 6:37 PM EDT

Att. 12,349 - Sunny - 83 F

livebaseballscorecards.com

AB	30
R	2
H	5
RBI	2
BB	1
SO	10
LOB	4

WP: 0 PB: 0 SB: 1 CS: 0 PA: 31

Batter	1	2	3	4	5	6	7	8	9	AB	R	H	RBI	BB	SO	LOB
4 Coco Crisp, S (1, 7) OBP: 0.176, SLG: 0.133 7 Jason Pridie, L (6, 7) OBP: 0.263, SLG: 0.382 (7, 9)	B X 1-0 G3 ①		X 0-0 F9 ②		X 0-0 G3-1 ② 2-3		X 0-0 G3-1 ③		B B B B 4-0 1-2 BB	3 1	0 0	0 0	0 0	0 1	0 0	1 0
3 Craig Gentry, R (1, 8) OBP: 0.300, SLG: 0.294 25 Tyler Ladendorf, R (7, 6) OBP: 0.302, SLG: 0.442	B B B B 4-0 BB		X 0-0 E5 18 CS		X 0-0 F9 ③			X 0-0 F9 ①	X 0-0 F8 ③	2 2	0 0	0 0	0 0	1 0	0 0	1 2
18 Ben Zobrist, S (1, 6) OBP: 0.353, SLG: 0.625 91 Chad Pinder, R (7, 4)	S S S 0-3 K ②		1 SAFE 0-0 CS ③ 1-2	X 0-0 G3-1 ①		X 0-0 17 1B 1B		X 0-0 G5-3 ②		3 1	0 0	1 0	0 0	0 0	1 0	1 0
16 Billy Butler, R (1, 3) OBP: 0.316, SLG: 0.469 98 Ryon Healy, R (7, 3) OBP: 0.333, SLG: 0.333	C C C 0-3 K ③			X 0-0 17 BB 19 E 1B		S S S 0-3 K ①		X 0-0 P4 ③		3 1	1 0	1 0	0 0	0 0	2 0	2 0
17 Ike Davis, L (1, 10) OBP: 0.524, SLG: 0.500 86 Wade Kirkland, R (9, PR) OBP: 0.500, SLG: 0.500		S S S 0-3 K ①		B B B B 4-0 19 FC5-4 1-2 BB		X 0-0 1-3 1B			B B B B 4-0 93 HR BB	2 0	0 1	1 0	0 0	2 0	1 0	0 0
19 Josh Phegley, R (1, 2) OBP: 0.270, SLG: 0.556 93 J.P. Sportman, R (7, 8) OBP: 1.000, SLG: 4.000		X 0-0 F8 ②		X 0-0 FC5-4 ② 1-2f 2-H		S S S 0-3 K ②			B S S X 1-2 1-H HR	3 1	0 1	0 1	0 2	0 0	1 0	3 0
20 Mark Canha, R (1, 9) OBP: 0.296, SLG: 0.480 (7, 7)		X 0-0 1B		S S S 0-3 K ③		X 0-0 F9 ③			C C C 0-3 K ①	4	0	1	0	0	2	4
12 Andy Parrino, S (1, 5) OBP: 0.289, SLG: 0.289		X 0-0 G6-3 ③			X 0-0 G3-1 ①		X 0-0 G4-3 ①		X 0-0 7 BB 1B	4	0	1	0	0	0	1
28 Eric Sogard, L (1, 4) OBP: 0.333, SLG: 0.432 45 Bryan Anderson, L (7, 2) OBP: 0.320, SLG: 0.304			X 0-0 P6 ①		X 0-0 4 G3-1 2B		X 0-0 G6-3 ②		S S S 0-3 K ②	3 1	0 0	1 0	0 0	0 0	0 1	0 1
Inning Stats	R: 0 E: 0 K: 2 S: 7 H: 0 LOB: 1 BB: 1 P: 12	R: 0 E: 0 K: 1 S: 6 H: 1 LOB: 1 BB: 0 P: 6	R: 0 E: 1 K: 0 S: 3 H: 0 LOB: 0 BB: 0 P: 3	R: 1 E: 1 K: 1 S: 6 H: 1 LOB: 1 BB: 1 P: 10	R: 0 E: 0 K: 0 S: 4 H: 1 LOB: 1 BB: 0 P: 4	R: 0 E: 0 K: 2 S: 9 H: 2 LOB: 2 BB: 0 P: 9	R: 0 E: 0 K: 0 S: 3 H: 0 LOB: 0 BB: 0 P: 3	R: 0 E: 0 K: 0 S: 3 H: 0 LOB: 0 BB: 0 P: 3	R: 2 E: 0 K: 2 S: 11 H: 2 LOB: 2 BB: 2 P: 20	1B: 5 2B: 1 3B: 0 HR: 1 SF: 0 SAC: 0 DP: 0 HBP: 0						

PITCHER		IP	WLS	BF	H	R	ER	SO	BB	IBB	HBP	BLK	WP	HR	S	P	ERA	WHIP
34 Zach McAllister, R ERA: 3.21	(1, 1)	4.0	W	16	2	1	0	4	2	0	0	0	0	0	22	31	0.00	1.000
48 Scott Atchison, R ERA: 2.25	(5, 1)	1.0		4	1	0	0	0	0	0	0	0	0	0	4	4	0.00	1.000
35 Marc Rzepczynski, L ERA: 1.5	(6, 1)	1.0		5	2	0	0	2	0	0	0	0	0	0	9	9	0.00	2.000
27 Bryan Shaw, R ERA: 9.53	(7, 1)	1.0		3	0	0	0	0	0	0	0	0	0	0	3	3	0.00	0.000
57 Kyle Crockett, L ERA: 3.0	(8, 1)	1.0		3	0	0	0	0	0	0	0	0	0	0	3	3	0.00	0.000

PITCHER		IP	WLS	BF	H	R	ER	SO	BB	IBB	HBP	BLK	WP	HR	S	P	ERA	WHIP
20 C.C. Lee, R ERA: 3.0	(9, 1)	1.0		7	2	2	2	2	2	0	0	0	0	1	11	20	18.00	4.000

TOP

Oakland Athletics @ Cleveland Indians

Goodyear Ballpark, Goodyear, AZ

Mon Mar 23 2015, 4:05 PM - 7:41 PM EDT

Att. 3,775 - Sunny - 82 F

livebaseballscorecards.com

AB	34
R	3
H	7
RBI	2
BB	4
SO	8
LOB	16

WP: 0 PA: 39
PB: 0
SB: 0
CS: 1

Batter	1	2	3	4	5	6	7	8	9	AB	R	H	RBI	BB	SO	LOB
24 Michael Bourn, L (1, 8) OBP: 0.432, SLG: 0.471	0-0 23 1B, 11 1B, 41 SF7, 1B	0-0 ② G4-3		0-0 ② F7		0-0 ② F8		0-0 ② F9		3	1	1	0	0	0	0
17 Clint Frazier, R (6, 8) OBP: 0.200, SLG: 0.800										2	0	0	0	0	0	3
11 José Ramírez, S (1, 6) OBP: 0.289, SLG: 0.368	0-0 44 BB, 23 1B, 1-2 8 2B, 1B	0-0 ③ G3		0-0 ③ P6		0-0 ③ F8		0-0 ③ P4		3	1	1	0	0	0	0
77 Destin Hood, R (6, 7) OBP: 0.222, SLG: 0.269										2	0	0	0	0	0	3
23 Michael Brantley, L (1, 7) OBP: 0.367, SLG: 0.357	0-0 44 BB, 1-2 2-3 8 2B, 1B		0-0 41 HR, 1B		0-0 ① F9		0-0 61 1B, 2B			3	2	2	0	0	0	0
76 Ryan Rohlinger, R (6, 6) OBP: 0.346, SLG: 0.636										1	1	1	0	0	0	0
41 Carlos Santana, S (1, 3) OBP: 0.311, SLG: 0.513	0-0 ① SF7, 3-H		1-0 1-H, HR		0-0 ② G5-3		0-0 ① G6-3			2	1	1	3	0	0	0
36 Jesús Aguilar, R (6, 3) OBP: 0.419, SLG: 0.621										1	0	0	0	0	0	1
44 Brandon Moss, L (1, 9) OBP: 0.350, SLG: 0.842	B B B B 4-0 8 2B, 1-2 2-3, BB		0-0 ① G4-3		S S S 0-3 ③ K		0-0 79 G5-4-3, 2-H, 1B			2	0	0	0	1	1	0
61 Jerry Sands, R (6, 9) OBP: 0.484, SLG: 0.444										1	0	1	1	0	0	0
8 Lonnie Chisenhall, L (1, 5) OBP: 0.429, SLG: 0.548	0-0 1-3 2-H 3-H, 2B		0-0 9 G1-3, 1B			0-0 55 2B, 1B	0-0 ② ③ G5-4-3, 1-2f			3	0	3	2	0	0	0
79 Audy Ciriaco, R (6, PR) OBP: 0.211, SLG: 0.474										1	1	0	0	0	0	1
9 Ryan Raburn, R (7, 5) OBP: 0.250, SLG: 0.207	S S S 0-3 ② K		0-0 ② G1-3, 1-2			S S S 0-3 ① K		B B B B 4-0 54 1B, BB		3	0	0	0	0	2	4
33 Mike Papi, L (8, PH) (9, 10)										0	0	0	0	1	0	0
55 Roberto Pérez, R (1, 2) OBP: 0.417, SLG: 0.600	S S S 0-3 ③ K		S S S 0-3 ③ K			0-0 1 PB, 1-H 1 1B, 2B		0-0 1-2, 1B		3	1	1	1	0	2	3
54 Adam Moore, R (7, 2) OBP: 0.273, SLG: 0.200										1	0	1	0	0	0	0
1 Michael Martinez, S (1, 4) OBP: 0.345, SLG: 0.552		0-0 ① F8		0-0 ① F7		B X 1-0 2-H, 1B		0-0 ① F6		4	0	1	1	0	0	2
Inning Stats	R: 3 E: 0 K: 2 S: 11 H: 4 LOB: 2 BB: 1 P: 15	R: 0 E: 0 K: 0 S: 3 H: 0 LOB: 0 BB: 0 P: 3	R: 2 E: 0 K: 1 S: 8 H: 3 LOB: 1 BB: 0 P: 9	R: 0 E: 0 K: 0 S: 3 H: 0 LOB: 0 BB: 0 P: 3	R: 0 E: 0 K: 1 S: 5 H: 0 LOB: 0 BB: 0 P: 5	R: 2 E: 0 K: 1 S: 8 H: 3 LOB: 1 BB: 0 P: 9	R: 1 E: 0 K: 0 S: 4 H: 2 LOB: 0 BB: 0 P: 4	R: 0 E: 0 K: 0 S: 4 H: 1 LOB: 2 BB: 1 P: 8		1B: 9 2B: 3 3B: 0 HR: 1	SF: 1 SAC: 0 DP: 1 HBP: 0			WP: 0 PB: 1 SB: 0 CS: 0	PA: 38		

PITCHER		IP	WLS	BF	H	R	ER	SO	BB	IBB	HBP	BLK	WP	HR	S	P	ERA	WHIP
40 Chris Bassitt, R ERA: 8.76	(1, 1)	4.1	L	21	7	5	5	3	1	0	0	0	0	1	26	31	10.38	1.846
61 Dan Otero, R ERA: 4.5	(5, 1)	0.2		2	0	0	0	1	0	0	0	0	0	0	4	4	0.00	0.000
48 Ryan Cook, R ERA: 16.88	(6, 1)	2.0		10	5	3	3	1	0	0	0	0	0	0	12	13	13.50	2.500
74 Pat Venditte, S ERA: 2.25	(8, 1)	1.0		5	1	0	0	0	1	0	0	0	0	0	4	8	0.00	2.000

PITCHER	IP	WLS	BF	H	R	ER	SO	BB	IBB	HBP	BLK	WP	HR	S	P	ERA	WHIP

BOTTOM

Oakland Athletics @ Cleveland Indians

Goodyear Ballpark, Goodyear, AZ

Mon Mar 23 2015, 4:05 PM - 7:41 PM EDT

Att. 3,775 - Sunny - 82 F

livebaseballscorecards.com

AB	35
R	8
H	13
RBI	8
BB	2
SO	5
LOB	17

San Francisco Giants @ Cleveland Indians

Goodyear Ballpark, Goodyear, AZ

Tue Mar 24 2015, 10:07 PM - 12:51 AM EDT

Att. 7,436 - Partly Cloudy - 79 F

TOP

livebaseballscorecards.com

Batter	1	2	3	4	5	6	7	8	9	AB	R	H	RBI	BB	SO	LOB
23 Norichika Aoki, L (1, 7) OBP: 0.308, SLG: 0.267 Daniel Carbonell, R (6, 7) OBP: 0.389, SLG: 0.733	13 G6-3 1B		13 1B; 14 2B; 2-3 BB		L6	F8; 1-2			1 DI; 1 1B	3 1	1 1	1 1	0 0	1 0	0 0	2 0
13 Joaquin Arias, R (1, 6) OBP: 0.258, SLG: 0.414 Carlos Triunfel, R (7, 6) OBP: 0.273, SLG: 0.545	G6-3; 1-2		14 2B; 43 2B; 1-2; 3-H 1B		BB; 14 FC6-4		F8		K	3 1	1 0	1 0	1 0	1 0	0 1	1 1
14 Casey McGehee, R (1, 5) OBP: 0.395, SLG: 0.514 1 Ehire Adrianza, S (5, 5) OBP: 0.350, SLG: 0.303	K		43 2B; 1-3; 2-H 2B		FC6-4; 43 1B; 1-2f		K		1-H 1B	3 2	1 0	1 1	1 1	0 0	1 1	2 0
43 Justin Maxwell, R (1, 10) OBP: 0.327, SLG: 0.422	G6-3		2-H; 3-H 2B		1-2 1B		1B		K	5	0	3	2	0	1	2
29 Héctor Sánchez, S (1, 2) OBP: 0.263, SLG: 0.324 34 Andrew Susac, R (6, 2) OBP: 0.267, SLG: 0.429		K	F7		P6		K2-3			3 1	0 0	0 0	0 0	0 0	1 1	3 1
50 Matt Duffy, R (1, 4) OBP: 0.417, SLG: 0.706 21 Brandon Hicks, R (6, 4) OBP: 0.321, SLG: 0.348		F9	G5-3			56 FC6-4; 45 BB; 1B		K		3 1	0 0	1 0	0 0	0 0	0 1	1 0
45 Travis Ishikawa, L (1, 3) OBP: 0.340, SLG: 0.333		G3-1		K		56 FC6-4; 1-2 BB		F9		3	0	0	0	1	1	0
2 Juan Carlos Perez, R (1, 9) (6, 8) OBP: 0.349, SLG: 0.410			23 PB; 13 1B 2B	F9	F9			K		4	1	1	0	0	1	2
56 Gary Brown, R (1, 8) OBP: 0.238, SLG: 0.263 Mac Williamson, R (6, 9) OBP: 0.417, SLG: 0.571			F7	G4-3		FC6-4; 23 S; 1-2f; 2-3			K	3 1	0 0	0 0	0 0	0 0	0 1	3 0
Inning Stats	R: 0 E: 0 K: 1 S: 6 H: 1 LOB: 1 BB: 0 P: 6	R: 0 E: 0 K: 1 S: 5 H: 0 LOB: 0 BB: 0 P: 5	R: 4 E: 0 K: 0 S: 7 H: 4 LOB: 1 BB: 1 P: 11	R: 0 E: 0 K: 1 S: 5 H: 0 LOB: 0 BB: 0 P: 5	R: 0 E: 0 K: 0 S: 4 H: 1 LOB: 2 BB: 1 P: 8	R: 0 E: 0 K: 0 S: 4 H: 1 LOB: 2 BB: 1 P: 9	R: 0 E: 0 K: 2 S: 8 H: 1 LOB: 1 BB: 0 P: 8	R: 0 E: 0 K: 2 S: 7 H: 0 LOB: 0 BB: 0 P: 7	R: 1 E: 0 K: 3 S: 11 H: 2 LOB: 1 BB: 0 P: 12	1B: 7 2B: 3 3B: 0 HR: 0	SF: 0 SAC: 0 DP: 0 HBP: 0	WP: 0 PB: 1 SB: 1 CS: 0	PA: 40				

	AB	37
	R	5
	H	10
	RBI	5
	BB	3
	SO	10
	LOB	18

PITCHER		IP	WLS	BF	H	R	ER	SO	BB	IBB	HBP	BLK	WP	HR	S	P	ERA	WHIP
58 TJ House, L ERA: 5.6	(1, 1)	5.0	W	23	6	4	4	3	2	0	0	0	0	0	27	35	7.20	1.600
56 Bryan Price, R ERA: 4.91	(6, 1)	2.0	H	9	2	0	0	2	1	0	0	0	0	0	12	17	0.00	1.500
53 Jeff Manship, R ERA: 1.13	(8, 1)	1.0		3	0	0	0	2	0	0	0	0	0	0	7	7	0.00	0.000
49 Austin Adams, R ERA: 6.75	(9, 1)	1.0		5	2	1	1	3	0	0	0	0	0	0	11	12	9.00	2.000

PITCHER	IP	WLS	BF	H	R	ER	SO	BB	IBB	HBP	BLK	WP	HR	S	P	ERA	WHIP

Batter	1	2	3	4	5	6	7	8	9	AB	R	H	RBI	BB	SO	LOB
11 José Ramírez, S (1, 6) OBP: 0.286, SLG: 0.357 22 Justin Toole, R (8, 6)	G5-3 2-H 1B			G3-1			K			4 0	0 0	1 0	1 0	0 0	1 0	1 0
4 Mike Aviles, R (1, 4) OBP: 0.367, SLG: 0.333 29 James Roberts, R (7, PR) OBP: 0.333, SLG: 0.500 (8, 4)	L3	G1-3			F9		BB 54 2B			3 0	0 1	0 0	0 0	1 0	0 0	1 0
10 Yan Gomes, R (1, 2) OBP: 0.382, SLG: 0.586 54 Adam Moore, R (7, 2) OBP: 0.333, SLG: 0.364	41 1B 44 HR HBP		41 G3 61 HR 1B		F7		41 WP 41 E 2B 1-H 2-H			2 1	2 1	1 1	0 2	0 0	0 0	0 0
41 Carlos Santana, S (1, 3) OBP: 0.327, SLG: 0.500 29 Ollie Linton, L (7, PR) (8, 9)	44 HR 1B 1-3		G3 1-2		BB		E4 61 FC5-4 2-H			3 0	1 0	1 0	0 0	1 0	0 0	2 0
44 Brandon Moss, L (1, 10) OBP: 0.348, SLG: 0.909 15 Silento Sayles, R (7, PH) (8, 10)	HR 1-H 3-H	F7			P6		K			3 1	1 0	1 0	3 0	0 0	0 1	2 1
61 Jerry Sands, R (1, 9) OBP: 0.457, SLG: 0.516 (8, 3)	K		HR 2-H			G6-3	FC5-4 1-2f			4 1	1 1	1 2	2 0	0 1	1 1	1 1
62 Tyler Holt, R (1, 8) OBP: 0.375, SLG: 0.389		77 G5-3 11 1B	G4-3			77 CS 1B	K			4 1	1 2	2 0	0 0	0 1	1 0	0 0
79 Audy Ciriaco, R (1, 5) OBP: 0.174, SLG: 0.391		K		P3		F7	K			4 0	0 0	0 0	0 0	0 2	2 2	2 2
77 Destin Hood, R (1, 7) OBP: 0.226, SLG: 0.300		G5-3 1-2		G5-3		CS 1-2	54 2B 2B	K		4 1	1 1	1 0	0 0	0 1	1 1	1 1
Inning Stats	R: 3 E: 0 K: 1 S: 9 H: 2 LOB: 0 BB: 0 P: 11	R: 1 E: 0 K: 1 S: 7 H: 2 LOB: 1 BB: 0 P: 7	R: 2 E: 0 K: 0 S: 5 H: 2 LOB: 0 BB: 0 P: 8	R: 0 E: 0 K: 0 S: 3 H: 0 LOB: 0 BB: 0 P: 3	R: 0 E: 0 K: 0 S: 3 H: 0 LOB: 1 BB: 1 P: 7	R: 0 E: 0 K: 0 S: 3 H: 1 LOB: 0 BB: 0 P: 4	R: 3 E: 1 K: 2 S: 10 H: 2 LOB: 1 BB: 1 P: 15	R: 0 E: 0 K: 3 S: 9 H: 0 LOB: 0 BB: 0 P: 9		1B: 5 2B: 2 3B: 0 HR: 2 SF: 0 SAC: 0 DP: 0 HBP: 1				WP: 1 PB: 0 SB: 0 CS: 1 PA: 37		

PITCHER		IP	WLS	BF	H	R	ER	SO	BB	IBB	HBP	BLK	WP	HR	S	P	ERA	WHIP
32 Ryan Vogelsong, R ERA: 7.41	(1, 1)	4.2	L	22	6	6	6	2	1	0	1	0	0	2	26	35	11.57	1.500
Adalberto Mejía, L ERA: 1.42	(5, 1)	1.1		4	1	0	0	0	0	0	0	0	0	0	4	5	0.00	0.750
41 Jeremy Affeldt, L ERA: 5.59	(7, 1)	1.0		7	2	3	2	2	1	0	0	0	1	0	10	15	18.00	3.000
54 Sergio Romo, R ERA: 2.45	(8, 1)	1.0		3	0	0	0	3	0	0	0	0	0	0	9	9	0.00	0.000

PITCHER	IP	WLS	BF	H	R	ER	SO	BB	IBB	HBP	BLK	WP	HR	S	P	ERA	WHIP

BOTTOM

San Francisco Giants @ Cleveland Indians

Goodyear Ballpark, Goodyear, AZ

Tue Mar 24 2015, 10:07 PM - 12:51 AM EDT

Att. 7,436 - Partly Cloudy - 79 F

livebaseballscorecards.com

AB	33
R	9
H	9
RBI	8
BB	2
SO	7
LOB	11

Batter	1	2	3	4	5	6	7	8	9	AB	R	H	RBI	BB	SO	LOB
24 Michael Bourn, L (1, 8) OBP: 0.425, SLG: 0.486	S S S 0-3 ① K		x 0-0 ③ F7		x 0-0 7 G3-1 2B		x 0-0 ② P4			3	0	1	0	0	1	1
17 Clint Frazier, R (5, 8) OBP: 0.167, SLG: 0.667										1	0	0	0	0	0	0
7 David Murphy, L (1, 10) OBP: 0.265, SLG: 0.219	x 0-0 ② F7			x 0-0 9 BB 8 E 76 BB 1B	x 0-0 ① G3-1 2-3		x 0-0 ③ G3			4	1	1	0	0	0	1
8 Lonnie Chisenhall, L (1, 5) OBP: 0.395, SLG: 0.500	x 0-0 ③ F9			x 0-0 E3 76 BB 9 BB 12 SF7 1-2	x 0-0 ② G4-3			C C C 0-3 ① K		3	1	0	0	0	0	2
29 Taylor Murphy, L (5, 5) OBP: 0.400, SLG: 0.800										1	0	0	0	0	1	0
9 Ryan Raburn, R (1, 9) OBP: 0.257, SLG: 0.194		x 0-0 ① F8		B B B 4-0 76 BB 77 1B 1-2 2-3 BB	x 0-0 ③ G6-3			x 0-0 ② G3		2	1	0	0	1	0	1
33 Mike Papi, L (5, 9)										1	0	0	0	0	0	0
36 Jesús Aguilar, R (1, 3) OBP: 0.400, SLG: 0.563		x 0-0 ② G4-3		x 0-0 ① L4		B B B B 4-0 77 FC4 BB		x 0-0 ③ F8		3	0	0	0	1	0	3
76 Ryan Rohlinger, R (1, 6) OBP: 0.345, SLG: 0.583		S S S 0-3 ③ K		B B B 4-0 77 1B 1-2 2-3 3-H BB		x 0-0 ① F7			x 0-0 2B	2	0	0	1	1	1	1
28 Bradley Zimmer, L (9, PH) OBP: 0.857, SLG: 1.500										1	0	1	0	0	0	0
12 Brett Hayes, R (1, 2) OBP: 0.381, SLG: 0.647			B B B 4-0 77 WP BB	x 0-0 ② SF7 3-H		C C C 0-3 ② K			x 0-0 ① P3	1	0	0	1	1	1	1
54 Adam Moore, R (6, 2) OBP: 0.308, SLG: 0.333										1	0	0	0	0	0	1
77 Destin Hood, R (1, 7) OBP: 0.235, SLG: 0.303			B x 1-0 ① P4 1-2	x 0-0 1-3 2-H 1B		x 0-0 ③ FC4 1-2f			B B B B 4-0 44 G3-6-1 BB	3	0	1	1	0	0	2
16 Anthony Gallas, R (6, 7) OBP: 1.000, SLG: 2.000										0	0	0	0	1	0	0
1 Michael Martinez, S (1, 4) OBP: 0.313, SLG: 0.500			x 0-0 ② G3	x 0-0 ③ F7			S S S 0-3 ① K		x 0-0 ② ③ G3-6-1 1-2f	3	0	0	0	0	1	3
44 Bobby Bradley, L (9, PH) OBP: 0.500, SLG: 0.500										1	0	0	0	0	0	2
Inning Stats	R: 0 H: 0 E: 0 LOB: 0 K: 1 BB: 0 S: 5 P: 5	R: 0 H: 0 E: 0 LOB: 0 K: 1 BB: 0 S: 5 P: 5	R: 0 H: 0 E: 0 LOB: 1 K: 0 BB: 1 S: 3 P: 8	R: 3 H: 2 E: 1 LOB: 2 K: 0 BB: 2 S: 6 P: 14	R: 0 H: 1 E: 0 LOB: 1 K: 0 BB: 0 S: 4 P: 4	R: 0 H: 0 E: 0 LOB: 1 K: 1 BB: 1 S: 5 P: 9	R: 0 H: 0 E: 0 LOB: 0 K: 1 BB: 0 S: 5 P: 5	R: 0 H: 0 E: 0 LOB: 0 K: 1 BB: 0 S: 5 P: 5	R: 0 H: 1 E: 0 LOB: 1 K: 0 BB: 1 S: 3 P: 7	1B: 2 SF: 1 2B: 2 SAC: 0 3B: 0 DP: 1 HR: 0 HBP: 0						WP: 1 PA: 36 PB: 0 SB: 0 CS: 0	

TOP

Cleveland Indians @ Los Angeles Angels

Tempe Diablo Stadium, Tempe, AZ

Wed Mar 25 2015, 4:15 PM - 7:29 PM EDT

Att. 5,473 - Sunny - 82 F

livebaseballscorecards.com

AB	30
R	3
H	4
RBI	3
BB	5
SO	5
LOB	18

PITCHER		IP	WLS	BF	H	R	ER	SO	BB	IBB	HBP	BLK	WP	HR	S	P	ERA	WHIP
35 Nick Tropeano, R ERA: 3.48	(1, 1)	4.0		18	2	3	1	2	3	0	0	0	1	0	19	32	2.25	1.250
Atahualpa Severino, L ERA: 4.5	(5, 1)	1.0		4	1	0	0	0	0	0	0	0	0	0	4	4	0.00	1.000
38 Joe Smith, R ERA:	(6, 1)	1.0		4	0	0	0	1	1	0	0	0	0	0	5	9	0.00	1.000
64 Mike Morin, R ERA:	(7, 1)	1.0	W	3	0	0	0	1	0	0	0	0	0	0	5	5	0.00	0.000
63 Vinnie Pestano, R ERA:	(8, 1)	1.0	H	3	0	0	0	1	0	0	0	0	0	0	5	5	0.00	0.000

PITCHER		IP	WLS	BF	H	R	ER	SO	BB	IBB	HBP	BLK	WP	HR	S	P	ERA	WHIP
59 Fernando Salas, R ERA: 7.5	(9, 1)	1.0	S	4	1	0	0	0	1	0	0	0	0	0	3	7	0.00	2.000

Batter	1	2	3	4	5	6	7	8	9	AB	R	H	RBI	BB	SO	LOB
56 Kole Calhoun, L (1, 9) OBP: 0.341, SLG: 0.317	G6-3	G3		F8			44 2B 1B			3	0	0	0	0	0	2
10 Grant Green, R (6, 7) OBP: 0.286, SLG: 0.314										1	1	1	0	0	0	0
7 Collin Cowgill, R (1, 8) OBP: 0.409, SLG: 0.561	K		G5-3		24 G6-4-3 20 BB 1B		SH1-4 24 SF8 1-H 2B			3	0	1	0	0	1	0
44 Daniel Robertson, R (6, 9) OBP: 0.270, SLG: 0.294										1	1	1	1	0	0	0
20 Matt Joyce, L (1, 7) OBP: 0.462, SLG: 0.636	24 2B 1B		HR		24 G6-4-3 1-2 BB		SH1-4 2-3			2	1	2	1	1	0	0
Johnni Turbo, R (5, PR) OBP: 0.750, SLG: 0.750 (6, 8)										0	0	0	0	0	0	0
24 C.J. Cron, R (1, 10) OBP: 0.415, SLG: 0.708	1-H 2B		G6-4-3 17 S 1B		G6-4-3 1-2f 2-3		SF8 3-H			3	0	2	1	0	0	2
17 Chris Iannetta, R (1, 2) OBP: 0.323, SLG: 0.593		19 G3-1 8 FC4-2 2B	K 1-2		K		G1-3			3	0	1	0	0	2	3
3 Drew Butera, R (7, 2) OBP: 0.174, SLG: 0.318										1	0	0	0	0	0	0
19 Efren Navarro, L (1, 3) OBP: 0.525, SLG: 0.556		G3-1 2-3	BB			8 WP BB		1B		2	0	1	0	2	0	1
8 Taylor Featherston, R (1, 6) OBP: 0.308, SLG: 0.333		FC4-2 12 1B 75 1B 3-H	P4			K 1-2		L7		4	1	0	0	0	1	5
12 Johnny Giavotella, R (1, 4) OBP: 0.361, SLG: 0.545		75 1B 1-2 1B		75 P5 1B		F8		F8		4	0	2	0	0	0	2
75 Kyle Kubitza, L (1, 5) OBP: 0.364, SLG: 0.484		1-3 2-H 1B		P5 1-2		K		G1-6-3		4	0	1	1	0	1	3
Inning Stats	R: 0 H: 2 E: 0 LOB: 2 K: 1 BB: 0 S: 6 P: 6	R: 1 H: 3 E: 0 LOB: 2 K: 0 BB: 0 S: 6 P: 6	R: 1 H: 2 E: 0 LOB: 2 K: 1 BB: 1 S: 8 P: 15	R: 0 H: 1 E: 0 LOB: 0 K: 0 BB: 0 S: 3 P: 3	R: 0 H: 1 E: 0 LOB: 2 K: 1 BB: 1 S: 5 P: 9	R: 0 H: 0 E: 0 LOB: 1 K: 2 BB: 1 S: 7 P: 11	R: 2 H: 2 E: 0 LOB: 0 K: 0 BB: 0 S: 5 P: 5	R: 0 H: 1 E: 0 LOB: 1 K: 0 BB: 0 S: 4 P: 4		1B: 8 SF: 1 2B: 3 SAC: 1 3B: 0 DP: 1 HR: 1 HBP: 0						

PITCHER		IP	WLS	BF	H	R	ER	SO	BB	IBB	HBP	BLK	WP	HR	S	P	ERA	WHIP
43 Josh Tomlin, R ERA: 4.5	(1, 1)	4.0		20	9	2	2	2	1	0	0	0	0	1	24	31	4.50	2.500
51 Anthony Swarzak, R ERA: 10.57	(5, 1)	1.0	H	3	0	0	0	1	1	0	0	0	0	0	4	8	0.00	1.000
50 Nick Hagadone, L ERA:	(6, 1)	1.0	H	4	0	0	0	2	1	0	0	0	1	0	7	11	0.00	1.000
20 C.C. Lee, R ERA: 5.14	(7, 1)	1.0	L	5	2	2	2	0	0	0	0	0	0	0	5	5	18.00	2.000
83 Dustin Molleken, R ERA: 1.5	(8, 1)	1.0		4	1	0	0	0	0	0	0	0	0	0	4	4	0.00	1.000

PITCHER	IP	WLS	BF	H	R	ER	SO	BB	IBB	HBP	BLK	WP	HR	S	P	ERA	WHIP

BOTTOM

Cleveland Indians @ Los Angeles Angels

Tempe Diablo Stadium, Tempe, AZ

Wed Mar 25 2015, 4:15 PM - 7:29 PM EDT

Att. 5,473 - Sunny - 82 F

livebaseballscorecards.com

AB	31
R	4
H	12
RBI	4
BB	3
SO	5
LOB	18

WP: 1 PA: 36
PB: 0
SB: 1
CS: 0

Batter	1	2	3	4	5	6	7	8	9	AB	R	H	RBI	BB	SO	LOB
6 Billy Hamilton, S (1, 8) OBP: 0.265, SLG: 0.333	S S S 0-3 K	X 0-0 19 1B 1-3 2-H 2B		X 0-0 19 G4-3 19 PB 1-2 2-3 1B		C C C 0-3 K		X 0-0 FC1-5 15 2B 2-3	X 0-0 SF9 2-3 3-H	5	2	2	2	0	2	3
19 Joey Votto, L (1, 3) OBP: 0.400, SLG: 0.391 15 Marquez Smith, R (6, PH) OBP: 0.750, SLG: 2.000 (6, 3)	S S S 0-3 K	X 0-0 1B 2-H 3-H		B X 1-0 G4-3 1-3 2-H 3-H		B B B B 4-0 BB 1-2 2-3		X 0-0 71 1B 2B 1-H	S X 0-1 HR 1-H 3-H	3 2	0 2	1 2	3 4	0 1	1 0	1 0
21 Todd Frazier, R (1, 5) OBP: 0.250, SLG: 0.526 71 Irving Falu, S (6, PH) OBP: 0.375, SLG: 0.333 (6, 5)	B B S X 2-1 HR	S S S 0-3 K		X 0-0 G2-3		X 0-0 G4-3		X 0-0 4 E 1B 2-H	X 0-0 G3-1	3 3	1 0	1 1	1 1	0 0	1 0	2 3
4 Brandon Phillips, R (1, 10) OBP: 0.295, SLG: 0.308	S S S 0-3 K		X 0-0 G4-3		C C C 0-3 K		X 0-0 39 G6-4-3 1B	X 0-0 E6 1-2		5	0	1	0	0	2	1
39 Devin Mesoraco, R (1, 2) OBP: 0.320, SLG: 0.500		B B B S S X 3-2 HR	X 0-0 F7		X 0-0 27 G4-6-3 1B		X 0-0 G6-4-3 1-2f	X 0-0 F8		5	1	2	1	0	0	3
27 Brennan Boesch, L (1, 9) OBP: 0.341, SLG: 0.595		X 0-0 17 HBP 6 2B 1B	S S S 0-3 K		X 0-0 G4-6-3 1-2f		X 0-0 1B		X 0-0 P5	5	1	2	0	0	1	1
89 Chris Dominguez, R (1, 7) OBP: 0.311, SLG: 0.558		X 0-0 F8		X 0-0 6 1B 17 HBP 19 PB 1B		X 0-0 15 BB 67 1B	X 0-0 F8		X 0-0 79 1B 17 1B 6 SF9 1B	5	2	3	0	0	0	2
17 Kristopher Negrón, R (1, 6) OBP: 0.467, SLG: 0.625		H 1-0 6 2B 19 1B 1-2 HBP	H 1-0 19 PB 6 1B 19 G4-3 1-2 HBP			S S S 0-3 K		X 0-0 G5-3	X 0-0 6 SF9 79 1B 15 HR 1-2	3	3	1	0	0	1	1
67 Iván De Jesús Jr., R (1, 4) OBP: 0.419, SLG: 0.536 79 Luis Gonzalez, R (6, PR) OBP: 0.333, SLG: 0.556 (6, 4)		X 0-0 F8	S S S 0-3 K			X 0-0 15 BB 1-2		X 0-0 6 FC1-5 2B	X 0-0 15 HR 1-2 2-3	3 2	0 1	1 2	0 0	0 0	1 0	4 0
Inning Stats	R: 1 E: 0 K: 3 S: 11 H: 1 LOB: 0 BB: 0 P: 13	R: 4 E: 0 K: 1 S: 11 H: 4 LOB: 1 BB: 0 P: 15	R: 0 E: 0 K: 1 S: 5 H: 0 LOB: 0 BB: 0 P: 5	R: 2 E: 0 K: 1 S: 7 H: 2 LOB: 1 BB: 0 P: 9	R: 0 E: 0 K: 1 S: 5 H: 1 LOB: 0 BB: 0 P: 5	R: 0 E: 0 K: 2 S: 9 H: 2 LOB: 3 BB: 1 P: 13	R: 0 E: 0 K: 0 S: 4 H: 2 LOB: 1 BB: 0 P: 4	R: 2 E: 1 K: 0 S: 7 H: 3 LOB: 2 BB: 0 P: 7	R: 4 E: 0 K: 0 S: 8 H: 4 LOB: 0 BB: 0 P: 8	1B: 13 2B: 3 3B: 0 HR: 3	SF: 1 SAC: 0 DP: 2 HBP: 2						

PITCHER		IP	WLS	BF	H	R	ER	SO	BB	IBB	HBP	BLK	WP	HR	S	P	ERA	WHIP
31 Danny Salazar, R ERA: 8.18	(1, 1)	3.1	L	18	6	7	6	6	0	0	2	0	0	2	31	38	16.20	1.800
35 Marc Rzepczynski, L ERA: 1.35	(4, 1)	0.2		3	1	0	0	0	0	0	0	0	0	0	3	4	0.00	1.500
48 Scott Atchison, R ERA: 1.69	(5, 1)	1.1		5	2	0	0	2	0	0	0	0	0	0	9	9	0.00	1.500
27 Bryan Shaw, R ERA: 7.71	(6, 1)	1.1		6	2	0	0	1	1	0	0	0	0	0	7	11	0.00	2.250
53 Jeff Manship, R ERA: 1.08	(7, 1)	0.1		2	1	0	0	0	0	0	0	0	0	0	2	2	0.00	3.000

PITCHER		IP	WLS	BF	H	R	ER	SO	BB	IBB	HBP	BLK	WP	HR	S	P	ERA	WHIP
32 Toru Murata, R ERA: 18.0	(8, 1)	1.0		7	3	2	2	0	0	0	0	0	0	0	7	7	18.00	3.000
46 Grant Sides, R ERA: 36.0	(9, 1)	1.0		7	4	4	4	0	0	0	0	0	0	1	8	8	36.00	4.000

TOP

Cincinnati Reds @ Cleveland Indians

Goodyear Ballpark, Goodyear, AZ

Thu Mar 26 2015, 4:07 PM - 7:06 PM EDT

Att. 4,183 - Partly Cloudy - 84 F

livebaseballscorecards.com

AB	44
R	13
H	19
RBI	12
BB	1
SO	9
LOB	21

REDS

WP: 0 PB: 1 SB: 0 CS: 0 PA: 48

Batter	1	2	3	4	5	6	7	8	9	AB	R	H	RBI	BB	SO	LOB
24 Michael Bourn, L (1, 8) OBP: 0.442, SLG: 0.525	0-0 7 G5-3, 22 1B, 41 SF9 1B		0-0 7 G4-3 2B		0-0 F7 ②		BBB 4-0 BB		0-0 G6-3 ③	3	1	2	0	0	0	0
62 Tyler Holt, R (6, 8) OBP: 0.381, SLG: 0.378										1	0	0	0	1	0	2
22 Jason Kipnis, L (1, 4) OBP: 0.333, SLG: 0.333	0-0 41 SF9, 7 G5-3 1-2 1B		0-0 G5-3 ①		0-0 G3-1 ③		0-0 G4-3 ③			3	0	1	0	0	0	1
1 Michael Martinez, S (6, 4) OBP: 0.303, SLG: 0.485										1	0	0	0	0	0	1
7 David Murphy, L (1, 10) OBP: 0.270, SLG: 0.229	0-0 G5-3 ① 1-2 2-3		0-0 G4-3 ② 2-3			0-0 41 G6-3 1B		SSS 0-3 K ①		3	0	1	0	0	0	3
36 Jesús Aguilar, R (6, PR) OBP: 0.389, SLG: 0.545 (7, 10)										1	0	0	0	0	1	0
41 Carlos Santana, S (1, 3) OBP: 0.308, SLG: 0.477	0-0 SF9 ② 2-3 3-H		0-0 F7 ③			0-0 G6-3 ① ② 1-2f		SSS 0-3 K ②		2	0	0	1	0	0	2
61 Jerry Sands, R (7, 3) OBP: 0.444, SLG: 0.500										1	0	0	0	0	1	0
44 Brandon Moss, L (1, 9) OBP: 0.346, SLG: 0.840	0-0 G6-3 ③			0-0 G4-3 ①		0-0 10 HBP 1B		0-0 G6-3 ③		3	0	1	0	0	0	1
38 David Armendariz, R (6, PR) (7, 9)										1	0	0	0	0	0	0
10 Yan Gomes, R (1, 2) OBP: 0.432, SLG: 0.600		0-0 4 G1-3 1B		BBB 4-0 4 FC4-6 BB		H 1-0 1-2 HBP			0-0 76 E, 23 G6-3 1B	1	0	1	0	1	0	0
12 Brett Hayes, R (7, 2) OBP: 0.409, SLG: 0.667										1	0	1	0	0	0	0
10 Jeremy Lucas, R (9, PR)										0	1	0	0	0	0	0
8 Lonnie Chisenhall, L (1, 5) OBP: 0.366, SLG: 0.459	0-0 L8 ①		0-0 L6 ②			SSS 0-3 K ③			0-0 E9 1-3 1B	3	0	0	0	0	1	4
76 Ryan Rohlinger, R (7, 5) OBP: 0.367, SLG: 0.600										1	0	1	0	0	0	0
4 Mike Aviles, R (1, 7) OBP: 0.344, SLG: 0.310	0-0 G1-3 ② 1-2		0-0 FC4-6 ③ 1-2f			CCC 0-3 K ①			0-0 G6-3 ① 3-H	2	0	0	0	0	0	2
13 Josh McAdams, R (7, 7)										1	0	0	0	0	1	0
23 Joe Sever, R (9, PH)										1	0	0	1	0	0	2
11 José Ramírez, S (1, 6) OBP: 0.267, SLG: 0.333	0-0 P3 ③				0-0 F8 ①		0-0 F8 ②		SSS 0-3 K ②	3	0	0	0	0	0	1
30 Austin Fisher, L (8, 6)										0	0	0	0	0	0	0
24 Todd Hankins, R (9, PH)										1	0	0	0	0	1	2
Inning Stats	R: 1 E: 0 K: 0 S: 5 H: 2 LOB: 1 BB: 0 P: 5	R: 0 E: 0 K: 0 S: 4 H: 1 LOB: 1 BB: 0 P: 4	R: 0 E: 0 K: 0 S: 4 H: 1 LOB: 1 BB: 0 P: 4	R: 0 E: 0 K: 0 S: 3 H: 0 LOB: 1 BB: 1 P: 7	R: 0 E: 0 K: 0 S: 3 H: 0 LOB: 0 BB: 0 P: 3	R: 0 E: 0 K: 1 S: 6 H: 2 LOB: 2 BB: 0 P: 7	R: 0 E: 0 K: 1 S: 5 H: 0 LOB: 1 BB: 1 P: 9	R: 0 E: 0 K: 2 S: 7 H: 0 LOB: 0 BB: 0 P: 7	R: 1 E: 1 K: 1 S: 7 H: 2 LOB: 2 BB: 0 P: 7	1B: 7 2B: 1 3B: 0 HR: 0	SF: 1 SAC: 0 DP: 1 HBP: 1						

BOTTOM

Cincinnati Reds @ Cleveland Indians

Goodyear Ballpark, Goodyear, AZ

Thu Mar 26 2015, 4:07 PM - 7:06 PM EDT

Att. 4,183 - Partly Cloudy - 84 F

livebaseballscorecards.com

AB	33
R	2
H	8
RBI	2
BB	2
SO	5
LOB	21

PITCHER		IP	WLS	BF	H	R	ER	SO	BB	IBB	HBP	BLK	WP	HR	S	P	ERA	WHIP
79 Michael Lorenzen, R ERA: 1.64	(1, 1)	3.0	W	13	4	1	1	0	0	0	0	0	0	0	13	13	3.00	1.333
46 Paul Maholm, L ERA: 2.19	(4, 1)	3.0	H	12	2	0	0	1	1	0	1	0	0	0	12	17	0.00	1.000
60 J.J. Hoover, R ERA: 4.5	(7, 1)	1.0		4	0	0	0	1	1	0	0	0	0	0	5	9	0.00	1.000
58 Nate Adcock, R ERA: 3.86	(8, 1)	1.0		3	0	0	0	2	0	0	0	0	0	0	7	7	0.00	0.000
62 Pedro Villarreal, R ERA: 10.29	(9, 1)	1.0		5	2	1	1	1	0	0	0	0	0	0	7	7	9.00	2.000

PITCHER	IP	WLS	BF	H	R	ER	SO	BB	IBB	HBP	BLK	WP	HR	S	P	ERA	WHIP

Cleveland Indians @ Arizona Diamondbacks

Salt River Fields at Talking Stick, Scottsdale, AZ

Fri Mar 27 2015, 4:10 PM - 6:52 PM EDT

Att. 11,537 - Sunny - 89 F

TOP

livebaseballscorecards.com

Batter	1	2	3	4	5	6	7	8	9	AB	R	H	RBI	BB	SO	LOB
11 José Ramírez, S (1, 6) OBP: 0.250, SLG: 0.313 9 Yu Chang, R (6, 6)	C FC 87 X 0-1 G6-3		C CU 74 D CH 79 X FC 87 1-1 L8-5 2-3			B CH 76 C CH 77 C FC 86 B CH 78 B FC 87 S CH 79 3-3 K		C SL 85 S SI 95 B SL 86 S SL 85 1-3 K		3 1	0 0	0 0	0 0	0 0	1 1	2 1
4 Mike Aviles, R (1, 5) OBP: 0.343, SLG: 0.313 1 Michael Martinez, S (6, 5) OBP: 0.294, SLG: 0.471	C FC 86 B FC 86 X FC 86 1-1 G1-3		1 SAFE D CH 79 S FC 79 C FC 86 D FC 80 F FC 87 F FC 87 X 2-2 F7			C FC 79 X FC 87 0-1 44 G4-6-3 1B		B SI 94 F CH 83 B SI 94 X FF 95 2-1 G4-3 2-3		3 1	0 0	1 0	0 0	0 0	0 0	1 1
44 Brandon Moss, L (1, 10) OBP: 0.310, SLG: 0.750 12 Brett Hayes, R (9, PH) OBP: 0.391, SLG: 0.632 1 Ivan Castillo, S (9, PR)	C FC 87 X FC 87 0-1 F7			C CU 73 B CU 72 S CH 78 B CH 78 S FC 86 2-3 K		1 SAFE X 0-0 G4-6-3 1-2f			B FF 92 C FF 92 B SL 83 F FF 92 X 2-2 E6 36 WP 36 SF7	3 1 0	0 0 1	0 0 0	0 0 0	0 0 0	1 0 0	1 0 0
41 Carlos Santana, S (1, 3) OBP: 0.291, SLG: 0.447 36 Jesús Aguilar, R (7, 3) OBP: 0.378, SLG: 0.545		C FC 85 X FC 85 0-1 G3-1		C CU 74 X FC 87 0-1 F8			B CH 79 S CH 78 X 1-1 G3-1		B SL 84 X 1-0 SF7 2-H	3 0	0 0	0 0	0 1	0 0	0 0	0 0
9 Ryan Raburn, R (1, 7) OBP: 0.289, SLG: 0.212 16 Anthony Gallas, R (7, 7) OBP: 0.667, SLG: 1.000		B FC 85 B CH 79 B FF 86 B FC 87 4-0 62 FC6-4 BB		B CU 74 B FC 80 C FC 88 X FF 81 3-1 1B			X FC 86 0-0 F9		X FF 92 0-0 L9	2 1	0 0	1 0	0 0	1 0	0 0	0 1
61 Jerry Sands, R (1, 9) OBP: 0.410, SLG: 0.457 26 Greg Allen, S (7, 9)		C FC 86 B FC 86 B FF 80 X FC 80 2-1 F7		F FC 87 C FC 88 B FC 88 B FC 88 X FC 88 2-2 P3			C CU 74 X CH 78 0-1 L7		B FF 92 T SI 92 F FF 91 F FF 93 B SL 83 B SL 82 B FF 92 4-2 BB	3 0	0 0	0 0	0 0	0 1	0 0	2 0
62 Tyler Holt, R (1, 8) OBP: 0.356, SLG: 0.350 23 Logan Vick, L (8, 8) OBP: 0.333, SLG: 0.667		B FC 86 F FC 86 B FC 87 X FF 79 2-1 FC6-4 1-2f			B FC 85 L CH 77 X FC 86 1-1 L9			X 0-0 G1-3	1 SAFE 1 SAFE C FF 92 X 0-1 F9	3 1	0 0	0 0	0 0	0 0	0 0	1 2
55 Roberto Pérez, R (1, 2) OBP: 0.444, SLG: 0.591			B FC 85 B FC 85 X FC 86 2-0 11 L8-5 76 BB 1B		C FC 86 C CU 73 B FC 87 S FC 86 1-3 K			C B FF 94 B SL 84 C FF 94 B SL 84 B FF 95 4-2 76 2B BB		2	1	1	0	1	1	0
76 Ryan Rohlinger, R (1, 4) OBP: 0.394, SLG: 0.630 22 Yonathan Mendoza, S (8, 4)			D FC 86 B FF 80 B FC 86 C FC 86 B FC 88 4-1 1-2 BB		B CH 78 B FC 86 X FC 86 2-0 G3			F FF 94 B SI 92 F SL 88 X SI 95 1-2 1 WP 1-H 2B		2 0	0 0	1 0	1 0	1 0	0 0	0 0
Inning Stats	R: 0 E: 0 K: 0 S: 6 H: 0 LOB: 0 BB: 0 P: 7	R: 0 E: 0 K: 0 S: 6 H: 0 LOB: 1 BB: 1 P: 14	R: 0 E: 0 K: 0 S: 9 H: 1 LOB: 1 BB: 1 P: 18	R: 0 E: 0 K: 1 S: 10 H: 1 LOB: 1 BB: 0 P: 17	R: 0 E: 0 K: 1 S: 6 H: 0 LOB: 0 BB: 0 P: 10	R: 0 E: 0 K: 1 S: 6 H: 1 LOB: 0 BB: 0 P: 9	R: 0 E: 0 K: 0 S: 5 H: 0 LOB: 0 BB: 0 P: 6	R: 1 E: 0 K: 1 S: 11 H: 1 LOB: 1 BB: 1 P: 19	R: 1 E: 1 K: 0 S: 10 H: 0 LOB: 2 BB: 1 P: 17	1B: 3 2B: 2 3B: 0 HR: 0 SF: 1 SAC: 0 DP: 2 HBP: 0						

	AB	29
	R	2
	H	4
	RBI	2
	BB	4
	SO	4
	LOB	12

WP: 2 PA: 34
PB: 0
SB: 0
CS: 0

PITCHER		IP	WLS	BF	H	R	ER	SO	BB	IBB	HBP	BLK	WP	HR	S	P	ERA	WHIP
55 Josh Collmenter, R	(1, 1)	7.0		24	3	0	0	3	2	0	0	0	0	0	48	81	0.00	0.714
ERA:																		
50 Evan Marshall, R	(8, 1)	1.0	W	5	1	1	1	1	1	0	0	0	1	0	11	19	9.00	2.000
ERA: 3.0																		
43 Addison Reed, R	(9, 1)	1.0	S	5	0	1	0	0	1	0	0	0	1	0	10	17	0.00	1.000
ERA:																		

PITCHER	IP	WLS	BF	H	R	ER	SO	BB	IBB	HBP	BLK	WP	HR	S	P	ERA	WHIP

Batter	1	2	3	4	5	6	7	8	9	AB	R	H	RBI	BB	SO	LOB
5 Ender Inciarte, L (1, 8) OBP: 0.400, SLG: 0.420	C FF 92 X FF 93 0-1 L8		S CH 82 L CH 85 X CU 83 0-2 P6		C FF 93 F FC 89 F FF 95 S FC 90 0-3 K		B FF 94 C FF 93 S SL 86 F SL 87 B FF 95 C SI 95 2-3 K			4	0	0	0	0	2	3
50 Evan Marshall, R (8, 1)										0	0	0	0	0	0	0
43 Addison Reed, L (9, 1)										0	0	0	0	0	0	0
16 Chris Owings, R (1, 4) OBP: 0.250, SLG: 0.333	C FF 92 X FF 94 0-1 6 2B 2B		B FF 92 F FC 86 X FC 88 1-1 3B		C SI 93 B CH 84 B FF 94 T FC 90 F FC 89 S CU 85 2-3 K		C FF 95 X SL 87 0-1 F9			3	1	2	0	0	1	0
74 Walter Ibarra, S (6, 4) OBP: 0.318, SLG: 0.333										1	0	0	0	0	0	3
44 Paul Goldschmidt, R (1, 3) OBP: 0.327, SLG: 0.275	B FF 92 S FC 90 S FC 90 C FF 94 1-3 K		C CU 84 S FC 89 B CU 84 S FC 90 1-3 K			B CU 81 X 1-0 L7		B FF 96 F FF 95 X 1-1 6 E 19 2B 1B		3	0	0	0	0	2	2
34 Rudy Flores, L (7, 3) OBP: 0.667, SLG: 0.500										1	0	1	0	0	0	0
11 Tom Belza, L (8, PR) OBP: 0.500, SLG: 0.500										0	1	0	0	0	0	0
(9, 9)																
6 David Peralta, L (1, 7) OBP: 0.463, SLG: 0.455	C FC 88 B SI 92 S CH 85 B FF 94 X FC 90 2-2 2-H 2B		C FC 87 F CU 84 F FF 95 F CU 84 B FF 95 X FF 95 1-2 G3-1			F FF 91 X SI 93 0-1 L7		1 SAFE S KC 85 S KC 87 1 SAFE B KC 86 F FF 95 B KC 87 X 2-2 E4 19 2B 60 SF8 1-3		4	1	1	1	0	0	2
19 Jake Lamb, L (1, 5) OBP: 0.379, SLG: 0.580	C CH 85 B FF 94 B CH 86 B FC 89 B SI 94 4-1 BB			C CU 83 B FF 92 B FC 88 S FC 88 F SI 93 C FF 94 2-3 K		C SI 92 X CH 84 0-1 2B		B FF 94 S KC 85 X KC 86 1-1 60 SF8 2B 1-3 3-H		3	0	2	1	1	1	0
18 Gerald Laird, R (1, 2) OBP: 0.200, SLG: 0.333	F SI 93 X FC 90 0-1 L8			B FF 92 X 1-0 G3	B FC 90 F FC 89 X SI 94 1-1 F9			X FF 96 0-0 SF8 2-3 3-H		3	0	0	0	0	0	3
60 Blake Lalli, L (8, 2) OBP: 0.348, SLG: 0.421										0	0	0	1	0	0	0
Danny Dorn, L (1, 9) OBP: 0.270, SLG: 0.371		T B FF 93 S CH 84 F CU 82 B CU 82 F FF 93 F FC 87 S CU 83 2-3 K		B FC 88 X CH 85 1-0 1B			X 0-0 15 SH1-3 4 BB 1B	F FF 95 T FF 94 B FF 95 F KC 85 F KC 85 S FF 95 1-3 K		4	0	2	0	0	2	2
(9, 3)																
4 Cliff Pennington, S (1, 6) OBP: 0.192, SLG: 0.095		B CU 81 S FF 94 F SI 93 F CU 83 B FF 94 B FC 89 S FC 87 3-3 K		B FF 91 1 SAFE F FF 91 B FC 88 B FC 87 F FC 88 T CU 83 3-2 K			S FF 92 1 SAFE S FF 93 F FF 93 B FC 88 F CU 85 B SI 94 B FC 88 F FC 88 4-2 B SI 94 15 SH1-3 1-2 BB	B FF 95 F FF 95 D FF 95 B FF 95 X FF 96 3-1 G6-3		2	0	0	0	1	2	1
Sergio Alcántara, S (7, PR) (8, 6)										1	0	0	0	0	0	2
55 Josh Collmenter, R (1, 1)		B FF 93 B FF 92 C FF 93 C FF 92 F FF 94 B FF 92 X SI 93 3-2 G3			F FF 92 C SI 92 F SI 93 C FC 88 0-3 K		B SL 83 S FF 92 X SL 82 1-1 SH1-3 1-2 2-3			2	0	0	0	0	1	0
15 Garrett Weber, R (7, PH)										0	0	0	0	0	0	0
6 Evan Marzilli, L (8, 8)										0	0	0	0	0	0	0
Inning Stats	R: 1 H: 2 E: 0 LOB: 2 K: 1 BB: 1 S: 13 P: 20		R: 0 H: 0 E: 0 LOB: 0 K: 2 BB: 0 S: 14 P: 22	R: 0 H: 1 E: 0 LOB: 1 K: 1 BB: 0 S: 13 P: 16	R: 0 H: 1 E: 0 LOB: 1 K: 0 BB: 0 S: 9 P: 16	R: 0 H: 0 E: 0 LOB: 0 K: 3 BB: 0 S: 12 P: 14	R: 0 H: 1 E: 0 LOB: 1 K: 0 BB: 0 S: 7 P: 9	R: 0 H: 1 E: 0 LOB: 3 K: 1 BB: 1 S: 14 P: 21	R: 2 H: 2 E: 1 LOB: 2 K: 1 BB: 0 S: 16 P: 24		1B: 3 SF: 1 2B: 4 SAC: 1 3B: 1 DP: 0 HR: 0 HBP: 0				WP: 0 PA: 35 PB: 0 SB: 0 CS: 0		

PITCHER	IP	WLS	BF	H	R	ER	SO	BB	IBB	HBP	BLK	WP	HR	S	P	ERA	WHIP
28 Corey Kluber, R (1, 1) ERA: 3.38	6.0		26	6	1	1	9	2	0	0	0	0	0	74	107	1.50	1.333
51 Anthony Swarzak, R (7, 1) ERA: 9.35	1.0		3	0	0	0	1	0	0	0	0	0	0	8	11	0.00	0.000
37 Cody Allen, R (8, 1) ERA: 1.5	1.0	L	6	2	2	1	1	0	0	0	0	0	0	16	24	9.00	2.000

PITCHER	IP	WLS	BF	H	R	ER	SO	BB	IBB	HBP	BLK	WP	HR	S	P	ERA	WHIP

BOTTOM

Cleveland Indians @ Arizona Diamondbacks

Salt River Fields at Talking Stick, Scottsdale, AZ

Fri Mar 27 2015, 4:10 PM - 6:52 PM EDT

Att. 11,537 - Sunny - 89 F

livebaseballscorecards.com

AB	31
R	3
H	8
RBI	3
BB	2
SO	11
LOB	18

Batter	1	2	3	4	5	6	7	8	9	AB	R	H	RBI	BB	SO	LOB
24 Michael Bourn, L (1, 8) OBP: 0.435, SLG: 0.512 62 Tyler Holt, R (5, 8) OBP: 0.348, SLG: 0.341	1-0 7 G4-6-3 1B		0-0 G4-3		0-3 K			0-0 G5-3	1-0 CS 1-2	3	0	1	0	0	1	1
										1	0	0	0	0	0	0
22 Jason Kipnis, L (1, 4) OBP: 0.333, SLG: 0.458 76 Ryan Rohlinger, R (5, 4) OBP: 0.412, SLG: 0.643 (7, 6)	0-0 F7		1-0 3-H HR		0-0 G3-1			0-0 10 1B 33 BB 1 FC4-6 1B		3	1	1	2	0	0	1
										1	1	1	0	0	0	0
7 David Murphy, L (1, 9) OBP: 0.250, SLG: 0.211 33 Mike Papi, L (5, 9)	0-0 G4-6-3 1-2f		0-0 G6-3		0-0 L4			4-0 1 FC4-6 10 1B 1-2 BB		3	0	0	0	0	0	1
										0	0	0	0	1	0	0
10 Yan Gomes, R (1, 2) OBP: 0.439, SLG: 0.576 4 Alex Monsalve, R (8, PR) 12 Brett Hayes, R (8, 2) OBP: 0.391, SLG: 0.632		0-0 G5-3		4-0 36 1B 8 1B BB		0-0 G5-3		0-0 1 FC4-6 1-2 2-3 1B		3	0	1	0	1	0	0
										0	0	0	0	0	0	0
										0	0	0	0	0	0	0
8 Lonnie Chisenhall, L (1, 5) OBP: 0.386, SLG: 0.475 1 Michael Martinez, S (6, 5) OBP: 0.286, SLG: 0.457 (7, 4)		0-0 9 BB 1B		0-0 36 1B 1-2 1B		0-3 K		0-0 FC4-6 13 S 1-2f 2-3 3-H		3	0	2	0	0	1	0
										1	0	0	1	0	0	2
9 Ryan Raburn, R (1, 7) OBP: 0.293, SLG: 0.200 13 Dorssys Paulino, R (6, 7) 2 Bobby Ison, L (9, 7)		4-0 36 G5-4-3 1-2 BB		0-0 P3		0-3 K		1-0 G6-3 1-2		2	0	0	0	1	1	2
										1	0	0	0	0	0	2
										0	0	0	0	0	0	0
36 Jesús Aguilar, R (1, 3) OBP: 0.366, SLG: 0.514		0-0 G5-4-3 1-2f		0-0 1-2 2-3 1B		0-3 K			0-0 G6-3	4	0	1	0	0	1	2
61 Jerry Sands, R (1, 10) OBP: 0.381, SLG: 0.421 29 Ollie Linton, L (9, PH) OBP: 1.000, SLG: 1.000 (9, 10)		0-0 G6-3		0-3 K		0-0 P3			0-0 62 CS 1B	3	0	0	0	0	1	3
										1	0	1	0	0	0	0
11 José Ramírez, S (1, 6) OBP: 0.255, SLG: 0.353 22 Justin Toole, R (7, 5)		0-0 22 HR 3B		0-0 G4-3		0-0 F8			0-0 F9	3	1	1	0	0	0	3
										1	0	0	0	0	0	1
Inning Stats	R: 0 H: 1 E: 0 LOB: 0 K: 0 BB: 0 S: 3 P: 4	R: 0 H: 1 E: 0 LOB: 1 K: 0 BB: 1 S: 3 P: 7	R: 2 H: 2 E: 0 LOB: 0 K: 0 BB: 0 S: 5 P: 6	R: 0 H: 2 E: 0 LOB: 3 K: 1 BB: 1 S: 7 P: 11	R: 0 H: 0 E: 0 LOB: 0 K: 1 BB: 0 S: 5 P: 5	R: 0 H: 0 E: 0 LOB: 0 K: 2 BB: 0 S: 7 P: 7	R: 0 H: 0 E: 0 LOB: 0 K: 1 BB: 0 S: 5 P: 5	R: 1 H: 2 E: 0 LOB: 3 K: 0 BB: 1 S: 5 P: 10	R: 0 H: 1 E: 0 LOB: 0 K: 0 BB: 0 S: 3 P: 4	1B: 7 SF: 0 2B: 0 SAC: 0 3B: 1 DP: 2 HR: 1 HBP: 0						

PITCHER		IP	WLS	BF	H	R	ER	SO	BB	IBB	HBP	BLK	WP	HR	S	P	ERA	WHIP
38 Wily Peralta, R ERA: 2.51	(1, 1)	6.0		24	6	2	2	4	2	0	0	0	0	1	30	40	3.00	1.333
21 Jeremy Jeffress, R ERA: 5.79	(7, 1)	1.0		3	0	0	0	1	0	0	0	0	0	0	5	5	0.00	0.000
53 Brandon Kintzler, R ERA: 6.48	(8, 1)	0.2	L	5	2	1	1	0	1	0	0	0	0	0	4	8	13.50	4.500
32 Chris Perez, R ERA: 2.79	(8, 1)	1.1		4	1	0	0	0	0	0	0	0	0	0	4	6	0.00	0.750

PITCHER	IP	WLS	BF	H	R	ER	SO	BB	IBB	HBP	BLK	WP	HR	S	P	ERA	WHIP

TOP

Cleveland Indians @ Milwaukee Brewers

Maryvale Baseball Park, Phoenix, AZ

Sat Mar 28 2015, 4:08 PM - 7:10 PM EDT

Att. 5,118 - Sunny - 90 F

livebaseballscorecards.com

AB	33
R	3
H	9
RBI	3
BB	3
SO	5
LOB	18

WP: 0 PA: 37
PB: 0
SB: 1
CS: 1

BOTTOM

Cleveland Indians @ Milwaukee Brewers

Maryvale Baseball Park, Phoenix, AZ

Sat Mar 28 2015, 4:08 PM - 7:10 PM EDT

Att. 5,118 - Sunny - 90 F

livebaseballscorecards.com

Batter	1	2	3	4	5	6	7	8	9	AB	R	H	RBI	BB	SO	LOB
2 Scooter Gennett, L (1, 4) OBP: 0.306, SLG: 0.458	G4-3		K		K		K 1-2		K	3	0	0	0	0	2	1
14 Luis Jimenez, R (6, 4) OBP: 0.245, SLG: 0.391										2	0	0	0	0	2	3
9 Jean Segura, R (1, 6) OBP: 0.354, SLG: 0.413	8 2B 1B		K		K 8 1B 1-2		G6-3		G4-3 1-2 2-3	3	1	1	0	0	2	1
5 Héctor Gómez, R (6, 6) OBP: 0.265, SLG: 0.333										2	0	0	0	0	0	3
8 Ryan Braun, R (1, 9) OBP: 0.444, SLG: 0.633	1-H 2B		G4-3		1-2 2-H 1B		F7			3	0	2	2	0	0	0
21 Jeremy Jeffress, R (7, 1)										1	0	0	0	0	0	1
53 Brandon Kintzler, R (8, 1)										0	0	0	0	0	0	0
32 Chris Perez, R (8, 1)										0	0	0	0	0	0	0
16 Aramis Ramirez, R (1, 5) OBP: 0.353, SLG: 0.310	HBP			24 2B 12 F9-3-5 1B	F8			K		2	0	1	0	0	0	2
70 Matt Long, L (7, 8) OBP: 0.300, SLG: 0.543										1	0	0	0	0	1	0
(8, 7)																
24 Adam Lind, L (1, 3) OBP: 0.419, SLG: 0.586	K			1-3 2B		P2		G4-3		3	0	1	0	0	1	2
60 Matt Clark, L (7, 3) OBP: 0.349, SLG: 0.581										1	0	0	0	0	0	0
28 Gerardo Parra, L (1, 8) OBP: 0.298, SLG: 0.349	F7			K		F7		K		3	0	0	0	0	1	4
66 Juan Centeno, L (7, 2) OBP: 0.474, SLG: 0.563										1	0	0	0	0	1	0
12 Martín Maldonado, R (1, 2) OBP: 0.357, SLG: 0.459		K		F9-3-5 3-H		E3			5 WP 92 WP 1B	3	0	0	0	0	1	2
94 D' Vontrey Richardson, R (8, 8) OBP: 0.500, SLG: 0.500										1	0	1	0	0	0	0
7 Logan Schafer, L (1, 7) OBP: 0.333, SLG: 0.372		K			G4-3	K			5 WP 1-2 BB	3	0	0	0	0	2	1
92 Michael Ratterree, R (8, 9)										0	0	0	0	1	0	0
38 Wily Peralta, R (1, 1) OBP: 0.500, SLG: 0.500		K			9 WP 8 1B 1B		14 S 1B		K	2	1	1	0	0	1	0
3 Elian Herrera, S (7, 5) OBP: 0.417, SLG: 0.529										2	0	1	0	0	1	2
Inning Stats	R: 1 E: 0 K: 1 S: 7 H: 2 LOB: 2 BB: 0 P: 8	R: 0 E: 0 K: 3 S: 9 H: 0 LOB: 0 BB: 0 P: 9	R: 0 E: 0 K: 2 S: 7 H: 0 LOB: 0 BB: 0 P: 7	R: 0 E: 0 K: 1 S: 6 H: 2 LOB: 1 BB: 0 P: 6	R: 1 E: 0 K: 2 S: 10 H: 2 LOB: 2 BB: 0 P: 10	R: 0 E: 1 K: 1 S: 6 H: 0 LOB: 1 BB: 0 P: 6	R: 0 E: 0 K: 1 S: 6 H: 1 LOB: 1 BB: 0 P: 6	R: 0 E: 0 K: 2 S: 7 H: 0 LOB: 0 BB: 0 P: 7	R: 0 E: 0 K: 2 S: 8 H: 1 LOB: 2 BB: 1 P: 13	1B: 6 2B: 3 3B: 0 HR: 0 SF: 0 SAC: 0 DP: 1 HBP: 1	WP: 3 PB: 0 SB: 1 CS: 0 PA: 38					

	AB	36
	R	2
	H	8
	RBI	2
	BB	1
	SO	15
	LOB	22

PITCHER		IP	WLS	BF	H	R	ER	SO	BB	IBB	HBP	BLK	WP	HR	S	P	ERA	WHIP
34 Zach McAllister, R ERA: 3.32	(1, 1)	5.0		22	6	2	2	9	0	0	1	0	1	0	39	40	3.60	1.200
50 Nick Hagadone, L ERA:	(6, 1)	1.0		4	0	0	0	1	0	0	0	0	0	0	6	6	0.00	0.000
49 Austin Adams, R ERA: 5.87	(7, 1)	1.0	W	4	1	0	0	1	0	0	0	0	0	0	6	6	0.00	1.000
57 Kyle Crockett, L ERA: 2.25	(8, 1)	1.0	H	3	0	0	0	2	0	0	0	0	0	0	7	7	0.00	0.000
51 Trey Haley, R ERA:	(9, 1)	1.0	S	5	1	0	0	2	1	0	0	0	2	0	8	13	0.00	2.000

PITCHER		IP	WLS	BF	H	R	ER	SO	BB	IBB	HBP	BLK	WP	HR	S	P	ERA	WHIP

Batter	1	2	3	4	5	6	7	8	9	AB	R	H	RBI	BB	SO	LOB
7 Micah Johnson, L (1, 4) OBP: 0.396, SLG: 0.490	0-0 15 G6-4-3 1B		0-0 G4-3		0-0 12 1B 2B			0-0 F8		4	1	2	0	0	0	0
15 Gordon Beckham, R (1, 6) OBP: 0.246, SLG: 0.308	0-0 G6-4-3 1-2f			BBBB 4-0 21 2B BB	0-0 G2			SSS 0-3 K		3	1	0	0	1	1	2
12 Conor Gillaspie, L (1, 5) OBP: 0.250, SLG: 0.277	0-0 G6-3			SSS 0-3 K	0-0 2-H 1B			0-0 G6-3		4	0	1	1	0	1	1
25 Adam LaRoche, L (1, 3) OBP: 0.220, SLG: 0.385		0-0 G6-3		SSC 0-3 K		0-0 G5-3			SSS 0-3 K	4	0	0	0	0	2	1
21 Tyler Flowers, R (1, 10) OBP: 0.273, SLG: 0.425		0-0 20 F8 1B		0-0 1-H 44 2B 2B		0-0 F8			SSS 0-3 K	4	1	2	1	0	1	0
20 JB Shuck, L (1, 7) OBP: 0.418, SLG: 0.460		0-0 F8 1-2		BBBB 4-0 44 2B BB		SSS 0-3 K			0-0 G4-3	3	1	0	0	1	1	1
44 George Kottaras, L (1, 2) OBP: 0.240, SLG: 0.391		SSS 0-3 K		0-0 1-H 2-H 2B			SSC 0-3 K			3	0	1	2	0	2	1
88 Engel Beltre, L (1, 9) OBP: 0.217, SLG: 0.143			0-0 G3	0-0 G3			SSS 0-3 K			3	0	0	0	0	1	1
64 Emilio Bonifácio, S (1, 8) OBP: 0.226, SLG: 0.234			0-0 G6-3		0-0 G6-3		0-0 L6			3	0	0	0	0	0	0
Inning Stats	R: 0 E: 0 K: 0 S: 3 H: 1 LOB: 0 BB: 0 P: 3	R: 0 E: 0 K: 1 S: 6 H: 1 LOB: 1 BB: 0 P: 6	R: 0 E: 0 K: 0 S: 3 H: 0 LOB: 0 BB: 0 P: 3	R: 3 E: 0 K: 2 S: 9 H: 2 LOB: 1 BB: 2 P: 17	R: 1 E: 0 K: 0 S: 3 H: 2 LOB: 1 BB: 0 P: 3	R: 0 E: 0 K: 1 S: 5 H: 0 LOB: 0 BB: 0 P: 5	R: 0 E: 0 K: 2 S: 7 H: 0 LOB: 0 BB: 0 P: 7	R: 0 E: 0 K: 1 S: 5 H: 0 LOB: 0 BB: 0 P: 5	R: 0 E: 0 K: 2 S: 7 H: 0 LOB: 0 BB: 0 P: 7	1B: 3 2B: 3 3B: 0 HR: 0 SF: 0 SAC: 0 DP: 1 HBP: 0						

PITCHER		IP	WLS	BF	H	R	ER	SO	BB	IBB	HBP	BLK	WP	HR	S	P	ERA	WHIP
58 TJ House, L ERA: 5.7	(1, 1)	6.0	L	24	6	4	4	4	2	0	0	0	0	0	29	37	6.00	1.333
39 Scott Downs, L ERA: 2.84	(7, 1)	1.0		3	0	0	0	2	0	0	0	0	0	0	7	7	0.00	0.000
57 Kyle Crockett, L ERA: 1.8	(8, 1)	1.0		3	0	0	0	1	0	0	0	0	0	0	5	5	0.00	0.000
53 Jeff Manship, R ERA: 0.96	(9, 1)	1.0		3	0	0	0	2	0	0	0	0	0	0	7	7	0.00	0.000

PITCHER	IP	WLS	BF	H	R	ER	SO	BB	IBB	HBP	BLK	WP	HR	S	P	ERA	WHIP

TOP

Chicago White Sox @ Cleveland Indians

Goodyear Ballpark, Goodyear, AZ

Sun Mar 29 2015, 4:07 PM - 6:20 PM EDT

Att. 4,750 - Sunny - 93 F

livebaseballscorecards.com

AB	31
R	4
H	6
RBI	4
BB	2
SO	9
LOB	7

Batter	1	2	3	4	5	6	7	8	9	AB	R	H	RBI	BB	SO	LOB
24 Michael Bourn, L (1, 8) OBP: 0.400, SLG: 0.468	S S C 0-3 ① K		x 0-0 ① G4-3		x 0-0 ③ G4-3			x 0-0 ①② G6-3 1-2f		4	0	0	0	0	1	1
17 Clint Frazier, R (9, 8) OBP: 0.167, SLG: 0.667										0	0	0	0	0	0	0
22 Jason Kipnis, L (1, 4) OBP: 0.323, SLG: 0.407	B B B B 4-0 23 41 E 1B BB		x 0-0 ② G4-3			x 0-0 E6 23 G4-6-3		S S S 0-3 ③ K		3	1	0	0	1	1	0
2 Willi Castro, S (9, 4)										0	0	0	0	0	0	0
23 Michael Brantley, L (1, 7) OBP: 0.364, SLG: 0.355	x 0-0 41 FC3-6 1-2 1B		x 0-0 ③ F7			x 0-0 ①② G4-6-3 1-2f			x 0-0 ① G5-3	3	0	1	0	0	0	1
62 Tyler Holt, R (7, 7) OBP: 0.340, SLG: 0.333										1	0	0	0	0	0	0
41 Carlos Santana, S (1, 3) OBP: 0.276, SLG: 0.420	x 0-0 ② FC3-6 1-2f 2-H			x 0-0 ① G4-3		x 0-0 ③ G3			x 0-0 ② G6-3	3	0	0	0	0	0	1
36 Jesús Aguilar, R (7, 3) OBP: 0.357, SLG: 0.500										1	0	0	0	0	0	0
44 Brandon Moss, L (1, 9) OBP: 0.313, SLG: 0.742	x 0-0 ③ G4-3			x 0-0 8 G4-3 2B			x 0-0 ① F7		x 0-0 ③ P6	3	0	1	0	0	0	1
28 Bradley Zimmer, L (8, 9) OBP: 0.750, SLG: 1.200										1	0	0	0	0	0	0
8 Lonnie Chisenhall, L (1, 5) OBP: 0.383, SLG: 0.465		x 0-0 ① G3		x 0-0 ② G4-3 2-3			x 0-0 7 G4-3 1B			3	0	1	0	0	0	1
17 Grant Fink, R (7, PR) (8, 5)										0	0	0	0	0	0	0
7 David Murphy, L (1, 10) OBP: 0.233, SLG: 0.195		x 0-0 ② G3-1		x 0-0 ③ G4-3			x 0-0 ② G4-3 1-2			3	0	0	0	0	0	2
4 Mike Aviles, R (1, 6) OBP: 0.342, SLG: 0.314		x 0-0 1B			x 0-0 ① G4-3		x 0-0 ③ L4			3	0	1	0	0	0	2
27 Paul Hendrix, R (8, 6)										0	0	0	0	0	0	0
55 Roberto Pérez, R (1, 2) OBP: 0.414, SLG: 0.542		x 0-0 ③ G6-3			S S C 0-3 ② K			x 0-0 24 G6-3 1B		2	0	0	0	0	1	1
12 Brett Hayes, R (7, 2) OBP: 0.417, SLG: 0.650										1	0	1	0	0	0	0
Inning Stats	R: 1 H: 1 E: 1 LOB: 1 K: 1 BB: 1 S: 6 P: 10	R: 0 H: 1 E: 0 LOB: 1 K: 0 BB: 0 S: 4 P: 4	R: 0 H: 0 E: 0 LOB: 0 K: 0 BB: 0 S: 3 P: 3	R: 0 H: 1 E: 0 LOB: 1 K: 0 BB: 0 S: 4 P: 4	R: 0 H: 0 E: 0 LOB: 0 K: 1 BB: 0 S: 5 P: 5	R: 0 H: 0 E: 1 LOB: 0 K: 0 BB: 0 S: 3 P: 3	R: 0 H: 1 E: 0 LOB: 2 K: 0 BB: 0 S: 4 P: 4	R: 0 H: 1 E: 0 LOB: 0 K: 1 BB: 0 S: 5 P: 5	R: 0 H: 0 E: 0 LOB: 0 K: 0 BB: 0 S: 3 P: 3	1B: 4 SF: 0 2B: 1 SAC: 0 3B: 0 DP: 2 HR: 0 HBP: 0						

PITCHER	IP	WLS	BF	H	R	ER	SO	BB	IBB	HBP	BLK	WP	HR	S	P	ERA	WHIP
67 Scott Carroll, R (1, 1) ERA: 1.04	3.0	W	12	2	1	0	1	1	0	0	0	0	0	13	17	0.00	1.000
30 David Robertson, R (4, 1) ERA: 6.35	1.0	H	4	1	0	0	0	0	0	0	0	0	0	4	4	0.00	1.000
78 Arcenio Leon, R (5, 1) ERA:	2.0	H	6	0	0	0	1	0	0	0	0	0	0	8	8	0.00	0.000
98 Jace Fry, L (7, 1) ERA:	3.0	S	10	2	0	0	1	0	0	0	0	0	0	12	12	0.00	0.667

PITCHER	IP	WLS	BF	H	R	ER	SO	BB	IBB	HBP	BLK	WP	HR	S	P	ERA	WHIP

BOTTOM

Chicago White Sox @ Cleveland Indians

Goodyear Ballpark, Goodyear, AZ

Sun Mar 29 2015, 4:07 PM - 6:20 PM EDT

Att. 4,750 - Sunny - 93 F

livebaseballscorecards.com

AB	31
R	1
H	5
RBI	0
BB	1
SO	3
LOB	10

Batter	1	2	3	4	5	6	7	8	9	AB	R	H	RBI	BB	SO	LOB
11 José Ramírez, S (1, 6) OBP: 0.241, SLG: 0.333 Audy Ciriaco, R (5, 5) OBP: 0.200, SLG: 0.400	F9		F8		F8		1 L3 1B		K	3 2	0 0	0 1	0 0	0 0	0 1	1 0
4 Mike Aviles, R (1, 4) OBP: 0.317, SLG: 0.289 1 Michael Martinez, S (5, 4) OBP: 0.278, SLG: 0.444	F8		G5-3 1-2		G6-3		L3 1-1			3 1	0 0	0 0	0 0	0 0	0 0	1 1
23 Michael Brantley, L (1, 7) OBP: 0.361, SLG: 0.353 61 Jerry Sands, R (5, 7) OBP: 0.395, SLG: 0.513	41 BB 1B		K		G4-3			1-1 HR		3 1	0 1	1 1	0 1	0 0	1 0	1 0
41 Carlos Santana, S (1, 3) OBP: 0.311, SLG: 0.431 36 Jesús Aguilar, R (6, PR) (6, 3) OBP: 0.372, SLG: 0.500	1-2 BB			28 HR BB		28 BB 1B		44 WP BB		1 0	1 0	1 0	0 0	2 1	0 0	0 0
44 Brandon Moss, L (1, 10) OBP: 0.286, SLG: 0.676 44 Bobby Bradley, L (8, PH) OBP: 0.400, SLG: 0.400 (8, 10)	K			K	F7			1-2 K		3 1	0 0	0 0	0 0	0 0	2 1	4 1
7 David Murphy, L (1, 9) OBP: 0.217, SLG: 0.182 27 Bryson Myles, R (6, 9)		K		F8	F9			P5		3 1	0 0	0 0	0 0	0 0	1 0	2 1
28 Bradley Zimmer, L (1, 8) OBP: 0.667, SLG: 1.250		F7		1-H HR		1-2 BB		K		3	1	1	2	1	1	1
12 Brett Hayes, R (1, 2) OBP: 0.407, SLG: 0.739 9 Alex Lavisky, R (8, 2)		K		HR		K			L5	3 1	1 0	1 0	1 0	0 0	2 0	2 0
76 Ryan Rohlinger, R (1, 5) OBP: 0.395, SLG: 0.594 (5, 6) 1 Ivan Castillo, S (9, 6)			4 G5-3 1B	G5-3			G5-3		F8	4 0	0 0	1 0	0 0	0 0	0 0	0 0
Inning Stats	R: 0 E: 0 K: 1 S: 6 H: 1 LOB: 2 BB: 1 P: 10	R: 0 E: 0 K: 2 S: 7 H: 0 LOB: 0 BB: 0 P: 7	R: 0 E: 0 K: 1 S: 6 H: 1 LOB: 1 BB: 0 P: 6	R: 3 E: 0 K: 1 S: 8 H: 2 LOB: 0 BB: 1 P: 13	R: 0 E: 0 K: 0 S: 3 H: 0 LOB: 0 BB: 0 P: 3	R: 0 E: 0 K: 1 S: 6 H: 1 LOB: 2 BB: 1 P: 10	R: 0 E: 0 K: 0 S: 3 H: 1 LOB: 0 BB: 0 P: 3	R: 1 E: 0 K: 2 S: 9 H: 1 LOB: 1 BB: 1 P: 15	R: 0 E: 0 K: 1 S: 5 H: 0 LOB: 0 BB: 0 P: 5	1B: 4 2B: 1 3B: 0 HR: 3 SF: 0 SAC: 0 DP: 1 HBP: 0						

PITCHER		IP	WLS	BF	H	R	ER	SO	BB	IBB	HBP	BLK	WP	HR	S	P	ERA	WHIP
48 Hector Noesí, R ERA: 3.68	(1, 1)	5.1	L	23	5	3	3	5	2	0	0	0	0	2	32	41	5.06	1.312
41 Javy Guerra, R ERA: 2.0	(6, 1)	0.2		3	0	0	0	1	1	0	0	0	0	0	4	8	0.00	1.500
57 Zach Putnam, R ERA: 9.39	(7, 1)	1.0		3	1	0	0	0	0	0	0	0	0	0	3	3	0.00	1.000
33 Zach Duke, L ERA: 7.04	(8, 1)	1.0		5	1	1	1	2	1	0	0	0	1	1	9	15	9.00	2.000
97 Junior Guerra, R ERA:	(9, 1)	1.0		3	0	0	0	1	0	0	0	0	0	0	5	5	0.00	0.000

PITCHER	IP	WLS	BF	H	R	ER	SO	BB	IBB	HBP	BLK	WP	HR	S	P	ERA	WHIP

TOP

Cleveland Indians @ Chicago White Sox

Camelback Ranch, Glendale, AZ

Mon Mar 30 2015, 4:09 PM - 6:45 PM EDT

Att. 3,345 - Partly Cloudy - 91 F

livebaseballscorecards.com

AB	33
R	4
H	7
RBI	4
BB	4
SO	9
LOB	15

WP: 1 PA: 37
PB: 0
SB: 0
CS: 0

Batter	1	2	3	4	5	6	7	8	9	AB	R	H	RBI	BB	SO	LOB
1 Adam Eaton, L (1, 8) OBP: 0.404, SLG: 0.310	x 0-0 53 53 S 1B		B B B B 4-0 BB		x 0-0 ③ G3			x 0-0 1-2 1B		3	0	2	0	1	0	0
94 Omar Narváez, L (9, 2)										0	0	0	0	0	0	0
53 Melky Cabrera, S (1, 7) OBP: 0.364, SLG: 0.388	B S SAFE C C C 1-3 ①②		C C C 0-3 ② K			C C C 0-3 ① K		x 0-0 ② L9		4	0	0	0	0	3	4
25 Adam LaRoche, L (1, 10) OBP: 0.200, SLG: 0.349	S S S 0-3 ③ K		S S S 0-3 ③ K			C C C 0-3 ② K		x 0-0 ③ G4-3		4	0	0	0	0	3	3
26 Avisaíl García, R (1, 9) OBP: 0.361, SLG: 0.411		x 0-0 ① G6-3		x 0-0 ① F9		S S S 0-3 ③ K			x 0-0 64 G4-6-3 1B	4	0	1	0	0	1	0
10 Alexei Ramirez, R (1, 6) OBP: 0.316, SLG: 0.407		x 0-0 ② G4-3		x 0-0 ② F8			x 0-0 ① F8		x 0-0 ①② G4-6-3 1-2f	3	0	0	0	0	0	0
89 Cleuluis Rondon, S (8, 6) OBP: 0.500, SLG: 0.500										0	0	0	0	0	0	0
64 Emilio Bonifácio, S (9, PH) OBP: 0.222, SLG: 0.229										1	0	0	0	0	0	1
12 Conor Gillaspie, L (1, 3) OBP: 0.269, SLG: 0.294	x 0-0 1B			x 0-0 1B			x 0-0 ② F7		x 0-0 ③ G6-3	4	0	2	0	0	0	0
15 Gordon Beckham, R (1, 5) OBP: 0.233, SLG: 0.291	x 0-0 ③ F9			x 0-0 ③ G4-3			x 0-0 ③ F9			3	0	0	0	0	0	2
21 Tyler Flowers, R (1, 2) OBP: 0.298, SLG: 0.512			B C S B X 2-2 HR		x 0-0 ① F8			x 0-0 1 1B 1B		3	1	2	1	0	0	0
95 Jacob May, S (8, PR) OBP: 0.500, SLG: 0.500										0	0	0	0	0	0	0
(9, 8)																
7 Micah Johnson, L (1, 4) OBP: 0.375, SLG: 0.462			x 0-0 ① F8		x 0-0 ② F7			S S S 0-3 ① K		3	0	0	0	0	1	1
Inning Stats	R: 0 H: 1 E: 0 LOB: 0 K: 2 BB: 0 S: 7 P: 8	R: 0 H: 1 E: 0 LOB: 1 K: 0 BB: 0 S: 4 P: 4	R: 1 H: 1 E: 0 LOB: 1 K: 2 BB: 1 S: 10 P: 16	R: 0 H: 1 E: 0 LOB: 1 K: 0 BB: 0 S: 4 P: 4	R: 0 H: 0 E: 0 LOB: 0 K: 0 BB: 0 S: 3 P: 3	R: 0 H: 0 E: 0 LOB: 0 K: 3 BB: 0 S: 9 P: 9	R: 0 H: 0 E: 0 LOB: 0 K: 0 BB: 0 S: 3 P: 3	R: 0 H: 2 E: 0 LOB: 2 K: 1 BB: 0 S: 7 P: 7	R: 0 H: 1 E: 0 LOB: 0 K: 0 BB: 0 S: 3 P: 3	1B: 6 2B: 0 3B: 0 HR: 1	SF: 0 SAC: 0 DP: 1 HBP: 0						

PITCHER	IP	WLS	BF	H	R	ER	SO	BB	IBB	HBP	BLK	WP	HR	S	P	ERA	WHIP
47 Trevor Bauer, R (1, 1) ERA: 4.57	6.1	W	23	4	1	1	7	1	0	0	0	0	1	38	45	1.42	0.789
35 Marc Rzepczynski, L (7, 1) ERA: 1.23	0.2	H	2	0	0	0	0	0	0	0	0	0	0	2	2	0.00	0.000
51 Anthony Swarzak, R (8, 1) ERA: 9.0	0.1	H	2	1	0	0	1	0	0	0	0	0	0	4	4	0.00	3.000
50 Nick Hagadone, L (8, 1) ERA:	0.2	H	3	1	0	0	0	0	0	0	0	0	0	3	3	0.00	1.500
48 Scott Atchison, R (9, 1) ERA: 1.42	1.0	S	3	1	0	0	0	0	0	0	0	0	0	3	3	0.00	1.000

PITCHER	IP	WLS	BF	H	R	ER	SO	BB	IBB	HBP	BLK	WP	HR	S	P	ERA	WHIP

BOTTOM

Cleveland Indians @ Chicago White Sox

Camelback Ranch, Glendale, AZ

Mon Mar 30 2015, 4:09 PM - 6:45 PM EDT

Att. 3,345 - Partly Cloudy - 91 F

livebaseballscorecards.com

AB	32
R	1
H	7
RBI	1
BB	1
SO	8
LOB	11

Seattle Mariners @ Cleveland Indians

Goodyear Ballpark, Goodyear, AZ

Tue Mar 31 2015, 4:06 PM - 7:00 PM EDT

Att. 3,045 - Sunny - 90 F

TOP

livebaseballscorecards.com

Batter	1	2	3	4	5	6	7	8	9	AB	R	H	RBI	BB	SO	LOB
25 Rickie Weeks Jr., R (1, 3) OBP: 0.279, SLG: 0.395 81 Marcus Littlewood, S (9, PR) OBP: 0.167, SLG: 0.167	HR	F9		K			G6-3		E5 16 E	5 0	1 0	1 0	1 0	0 0	1 0	1 0
16 Austin Jackson, R (1, 8) OBP: 0.368, SLG: 0.463 Patrick Kivlehan, R (9, PR) OBP: 0.304, SLG: 0.478	F9	22 1B 3-H			1B		G5-3		FC6 1-2	5 0	0 0	2 0	1 0	0 0	0 0	1 0
22 Robinson Canó, L (1, 10) OBP: 0.388, SLG: 0.563 D.J. Peterson, R (9, PH) OBP: 0.167, SLG: 0.273	23 HR 2B	1-2 1B			F8			K	P3	4 1	1 0	2 0	0 0	0 0	1 0	1 2
23 Nelson Cruz, R (1, 9) OBP: 0.414, SLG: 0.583 82 Ian Miller, L (8, PR) OBP: 0.500, SLG: 0.500 (8, 9)	2-H HR	K			F9			13 2B 15 BB 1B	P6	4 1	1 0	2 0	2 0	0 0	1 0	3 2
15 Kyle Seager, L (1, 5) OBP: 0.371, SLG: 0.490 86 Leury Bonilla, R (8, PR) (8, 5)	F8	K			K			1-2 13 2B BB		3 0	0 1	0 0	0 0	1 0	2 0	1 0
12 Justin Ruggiano, R (1, 7) OBP: 0.289, SLG: 0.333 13 Dustin Ackley, L (8, PH) OBP: 0.429, SLG: 0.568 (8, 7)	1B	G5-3			F9			SAFE 1-H 2-3 3 2B 2B		3 1	0 1	1 1	0 1	0 0	0 0	0 0
3 Mike Zunino, R (1, 2) OBP: 0.431, SLG: 0.882	K	K		8 G4-6-3 BB				2-H 2B		3 3	0 0	1 1	1 1	1 1	2 2	1 1
8 Willie Bloomquist, R (1, 4) OBP: 0.333, SLG: 0.405 83 Jack Reinheimer, R (8, 4) OBP: 0.286, SLG: 0.286		P4		F7		1-2f G4-6-3		F9		4 0	0 0	0 0	0 0	0 0	0 0	3 0
5 Brad Miller, L (1, 6) OBP: 0.367, SLG: 0.595		16 1B 3B		G3			K		K	4	1	1	0	0	2	0

Inning Stats																		
	R: 3 E: 0 K: 1 S: 9	H: 4 LOB: 1 BB: 0 P: 9	R: 1 E: 0 K: 1 S: 8	H: 3 LOB: 2 BB: 0 P: 8	R: 0 E: 0 K: 2 S: 7	H: 0 LOB: 0 BB: 0 P: 7	R: 0 E: 0 K: 1 S: 5	H: 0 LOB: 0 BB: 0 P: 6	R: 0 E: 0 K: 1 S: 6	H: 1 LOB: 1 BB: 0 P: 6	R: 0 E: 0 K: 0 S: 2	H: 0 LOB: 0 BB: 1 P: 6	R: 0 E: 0 K: 1 S: 5	H: 0 LOB: 0 BB: 0 P: 5	R: 2 E: 0 K: 1 S: 7	H: 3 LOB: 2 BB: 1 P: 12	R: 0 E: 2 K: 1 S: 7	H: 0 LOB: 2 BB: 0 P: 7

	1B: 5	SF: 0	WP: 0	PA: 40
	2B: 3	SAC: 0	PB: 0	
	3B: 1	DP: 1	SB: 0	
	HR: 2	HBP: 0	CS: 0	

PITCHER		IP	WLS	BF	H	R	ER	SO	BB	IBB	HBP	BLK	WP	HR	S	P	ERA	WHIP
52 Bruce Chen, L ERA: 6.08	(1, 1)	4.1	W	21	8	4	4	5	0	0	0	0	0	2	31	32	8.31	1.846
27 Bryan Shaw, R ERA: 7.04	(5, 1)	0.2	H	2	0	0	0	1	0	0	0	0	0	0	4	4	0.00	0.000
37 Cody Allen, R ERA: 1.29	(6, 1)	1.0	H	3	0	0	0	0	1	0	0	0	0	0	2	6	0.00	1.000
51 Anthony Swarzak, R ERA: 8.1	(7, 1)	1.0	H	3	0	0	0	1	0	0	0	0	0	0	5	5	0.00	0.000
49 Austin Adams, R ERA: 7.27	(8, 1)	1.0		6	3	2	2	1	1	0	0	0	0	0	7	12	18.00	4.000
53 Jeff Manship, R ERA: 0.87	(9, 1)	1.0	S	5	0	0	0	1	0	0	0	0	0	0	7	7	0.00	0.000

BOTTOM

Seattle Mariners @ Cleveland Indians

Goodyear Ballpark, Goodyear, AZ

Tue Mar 31 2015, 4:06 PM - 7:00 PM EDT

Att. 3,045 - Sunny - 90 F

livebaseballscorecards.com

Batter	1	2	3	4	5	6	7	8	9	AB	R	H	RBI	BB	SO	LOB
24 Michael Bourn, L (1, 8) OBP: 0.407, SLG: 0.490 1 Luigi Rodriguez, L (6, 8)	0-0: 22 BB; 23 1B; 1B	1-0: 22 G3; 41 2B; 1-H; 2B	0-0: G5-3 ③		S S S 0-3: K ③		0-0: G6-4-3 ② ③; 1-2f			4 2 2 1 0 1 2 1 0 0 0 0 0 1						
22 Jason Kipnis, L (1, 4) OBP: 0.371, SLG: 0.433 1 Michael Martinez, S (6, PR) OBP: 0.270, SLG: 0.432 (7, 4)	B B B B 4-0: 23 1B; 41 G3; 1-2; BB	0-0: G3 ②; 2-3		0-0: 23 1B; 23 S; 1B		0-0: 41 HBP; 44 1B; 1B		0-0: G6-3 ①		3 1 2 0 1 0 1 1 1 0 0 0 0 0						
23 Michael Brantley, L (1, 7) OBP: 0.400, SLG: 0.378 16 Anthony Gallas, R (7, 7) OBP: 0.500, SLG: 0.667	0-0: 41 G3; 44 HR; 1-3; 2-H; 1B	H 1-0: 41 2B; HBP	B X 1-0: 41 FC1-6; 1-3; 1B			0-0: F7 ①		S S S 0-3: K ②		3 2 2 1 0 0 1 1 0 0 0 0 1 0						
41 Carlos Santana, S (1, 3) OBP: 0.323, SLG: 0.444 36 Jesús Aguilar, R (6, PR) OBP: 0.386, SLG: 0.513 (7, 3)	0-0: G3 ①; 1-2; 3-H	0-0: 1-H; 3-H; 2B	0-0: FC1-6 ①; 1-2f			H 1-0: 10 BB; 44 1B; 1-2; HBP		0-0: 1B		3 0 1 3 0 0 3 1 0 1 0 0 0 0						
44 Brandon Moss, L (1, 9) OBP: 0.333, SLG: 0.757 61 Jerry Sands, R (6, PR) OBP: 0.386, SLG: 0.500 (7, 9)	0-0: 2-H; HR	B B B B 4-0: BB	S S S 0-3: K ②			0-0: 10 BB; 1-2; 2-H; 1B		0-0: G6-3 ③		3 1 2 3 1 1 2 1 0 0 0 0 0 1						
10 Yan Gomes, R (1, 10) OBP: 0.422, SLG: 0.528 8 D'vone McClure, R (6, PR) (7, 10)	S S S 0-3: K ②	0-0: G4-3 ③		S S S 0-3: K ③		B B B 4-0: 8 G6-3; 1-2; 2-3; BB				3 0 0 0 1 2 4 0 0 0 0 0 0 0						
8 Lonnie Chisenhall, L (1, 5) OBP: 0.353, SLG: 0.426 22 Justin Toole, R (7, 5)	S S S 0-3: K ③		0-0: L6 ①		0-0: G4-3 ①	0-0: G6-3 ② ③; 1-2f				4 0 0 0 0 1 3 0 0 0 0 0 0 0						
55 Roberto Pérez, R (1, 2) OBP: 0.455, SLG: 0.538 10 Jeremy Lucas, R (7, PR) (8, 2)		0-0: G5-3 ①	0-0: 1B		B B B B 4-0: BB		H 1-0: 1 G6-4-3; HBP			2 0 1 0 1 0 0 0 0 0 0 0 0 0						
11 José Ramírez, S (1, 6) OBP: 0.246, SLG: 0.321 9 Yu Chang, R (6, 6)	B B B B 4-0: 24 S; 24 2B; BB	0-0: F8 ②			0-0: P5 ②		C C C 0-3: K ①			2 1 0 0 1 0 2 1 0 0 0 0 1 1						
Inning Stats	R: 4 E: 0 K: 2 S: 10 H: 3 LOB: 0 BB: 1 P: 14	R: 3 E: 0 K: 0 S: 5 H: 2 LOB: 2 BB: 2 P: 15	R: 0 E: 0 K: 0 S: 4 H: 1 LOB: 1 BB: 0 P: 4	R: 0 E: 0 K: 2 S: 9 H: 2 LOB: 2 BB: 0 P: 10	R: 0 E: 0 K: 1 S: 5 H: 0 LOB: 1 BB: 1 P: 9	R: 1 E: 0 K: 0 S: 4 H: 2 LOB: 3 BB: 1 P: 9	R: 0 E: 0 K: 1 S: 4 H: 0 LOB: 1 BB: 0 P: 5	R: 0 E: 0 K: 1 S: 6 H: 1 LOB: 1 BB: 0 P: 6		1B: 8 2B: 2 3B: 0 HR: 1	SF: 0 SAC: 0 DP: 2 HBP: 3						

	AB	33
	R	8
	H	11
	RBI	8
	BB	5
	SO	7
	LOB	21

WP: 0 PB: 0 SB: 2 CS: 0 PA: 41

PITCHER		IP	WLS	BF	H	R	ER	SO	BB	IBB	HBP	BLK	WP	HR	S	P	ERA	WHIP
34 Félix Hernández, R ERA: 10.22	(1, 1)	1.2	L	13	5	7	7	2	2	0	1	0	0	1	14	24	37.80	4.200
90 Paul Fry, L ERA:	(2, 1)	1.1		6	1	0	0	0	1	0	0	0	0	0	5	9	0.00	1.500
54 Tom Wilhelmsen, R ERA: 6.75	(4, 1)	1.2		8	2	0	0	2	1	0	0	0	0	0	11	16	0.00	1.800
40 Danny Farquhar, R ERA: 5.23	(5, 1)	1.1		7	2	1	1	1	1	0	1	0	0	0	7	12	6.75	2.250
66 Tyler Olson, L ERA:	(7, 1)	2.0		7	1	0	0	2	0	0	1	0	0	0	10	11	0.00	0.500

PITCHER	IP	WLS	BF	H	R	ER	SO	BB	IBB	HBP	BLK	WP	HR	S	P	ERA	WHIP

Batter	1	2	3	4	5	6	7	8	9	AB	R	H	RBI	BB	SO	LOB
24 Michael Bourn, L (1, 8) OBP: 0.397, SLG: 0.473	x 0-0 ① F7		S S C 0-3 ② K		x 0-0 E2 10 1B 1B		S S S 0-3 ② K		x 0-0 1-3 1B	4	1	1	0	0	2	2
29 Ollie Linton, L (7, 8) OBP: 1.000, SLG: 1.000										1	0	1	0	0	0	0
22 Jason Kipnis, L (1, 4) OBP: 0.385, SLG: 0.406	S S S 0-3 ② K		x 0-0 ③ P6		B B B B 4-0 10 1B BB		B B B B 4-0 BB		x 0-0 ③ G6-3	2	0	0	0	2	1	2
23 Drake Roberts, S (7, PR) (7, 4)										1	0	0	0	0	0	2
10 Yan Gomes, R (1, 2) OBP: 0.408, SLG: 0.500	x 0-0 ③ G3			S S S 0-3 ① K	x 0-0 1-3 2-H 1B		S S S 0-3 ③ K			4	0	1	1	0	2	1
12 Brett Hayes, R (7, 2) OBP: 0.407, SLG: 0.739										0	0	0	0	0	0	0
9 Ryan Raburn, R (1, 9) OBP: 0.333, SLG: 0.263		x 0-0 8 G6-3 1B		x 0-0 33 1B 2B	x 0-0 ③ F9			B B B B 4-0 1 L3 BB		3	1	2	0	1	0	2
24 Todd Hankins, R (8, PR) (8, 9)										0	0	0	0	0	0	0
33 Nick Swisher, S (1, 10) OBP: 0.667, SLG: 0.667		S S S 0-3 ① K		x 0-0 8 FC4-6 2-H 1B		x 0-0 8 FC6-4 1B		C C C 0-3 ① K		3	0	2	1	0	1	1
Juan Gomes, R (6, PR) (6, 10)										1	0	0	0	0	1	1
8 Lonnie Chisenhall, L (1, 5) OBP: 0.333, SLG: 0.400		x 0-0 ② ③ G6-3 1-2f		x 0-0 ② FC4-6 1-2f		x 0-0 ① FC6-4 36 1B 1-2f		x 0-0 ② ③ L3 1-1		3	0	0	0	0	0	3
1 Michael Martinez, S (6, PR) OBP: 0.263, SLG: 0.421										1	0	0	0	0	0	1
(6, 5)																
36 Jesús Aguilar, R (1, 3) OBP: 0.404, SLG: 0.524			x 0-0 11 SH5-4 4 1B 1B	x 0-0 ③ P2		x 0-0 4 G6-4-3 1-2 1B			x 0-0 ① G6-3	3	0	2	0	0	0	1
61 Jerry Sands, R (6, PR) OBP: 0.378, SLG: 0.488										1	0	0	0	0	0	0
(6, 3)																
4 Mike Aviles, R (1, 7) OBP: 0.318, SLG: 0.293			x 0-0 11 SH5-4 1-2 1B		x 0-0 ① P5	x 0-0 ② ③ G6-4-3 1-2f			S S S 0-3 ② K	3	0	1	0	0	0	2
26 Greg Allen, S (6, 7)										1	0	0	0	0	1	0
11 José Ramírez, S (1, 6) OBP: 0.237, SLG: 0.310			x 0-0 ① SH5-4 1-2 2-3		x 0-0 ② F9		x 0-0 ① F8		B B B B 4-0 29 1B BB	2	0	0	0	0	0	0
76 Ryan Rohlinger, R (7, 6) OBP: 0.410, SLG: 0.594										0	0	0	0	1	0	0
Inning Stats	R: 0 E: 0 K: 1 S: 5 H: 0 LOB: 0 BB: 0 P: 5	R: 0 E: 0 K: 1 S: 5 H: 1 LOB: 0 BB: 0 P: 5	R: 0 E: 0 K: 1 S: 7 H: 2 LOB: 2 BB: 0 P: 7	R: 1 E: 0 K: 1 S: 7 H: 2 LOB: 1 BB: 0 P: 7	R: 1 E: 1 K: 0 S: 5 H: 2 LOB: 2 BB: 1 P: 9	R: 0 E: 0 K: 0 S: 4 H: 2 LOB: 2 BB: 0 P: 4	R: 0 E: 0 K: 2 S: 7 H: 0 LOB: 1 BB: 1 P: 11	R: 0 E: 0 K: 1 S: 4 H: 0 LOB: 1 BB: 1 P: 8	R: 0 E: 0 K: 1 S: 6 H: 1 LOB: 2 BB: 1 P: 10	1B: 9 2B: 2 3B: 0 HR: 0	SF: 0 SAC: 1 DP: 3 HBP: 0						

TOP

Cleveland Indians @ San Francisco Giants

Scottsdale Stadium, Scottsdale, AZ

Wed Apr 01 2015, 4:07 PM - 6:56 PM EDT

Att. 7,453 - Sunny - 82 F

livebaseballscorecards.com

AB	33
R	2
H	10
RBI	2
BB	4
SO	8
LOB	18

WP: 0 PB: 0 SB: 0 CS: 0 PA: 38

PITCHER		IP	WLS	BF	H	R	ER	SO	BB	IBB	HBP	BLK	WP	HR	S	P	ERA	WHIP
40 Madison Bumgarner, L ERA: 4.91	(1, 1)	4.0		16	5	1	1	4	0	0	0	0	0	0	24	24	2.25	1.250
Brett Bochy, R ERA: 2.45	(5, 1)	1.0	W	6	2	1	1	0	1	0	0	0	0	0	5	9	9.00	3.000
52 Yusmeiro Petit, R ERA: 4.22	(6, 1)	2.0	H	8	2	0	0	2	1	0	0	0	0	0	11	15	0.00	1.500
63 Jean Machi, R ERA: 3.46	(8, 1)	1.0	H	3	0	0	0	1	1	0	0	0	0	0	4	8	0.00	1.000
54 Sergio Romo, R ERA: 2.45	(9, 1)	0.2	H	2	0	0	0	1	0	0	0	0	0	0	4	4	0.00	0.000

PITCHER		IP	WLS	BF	H	R	ER	SO	BB	IBB	HBP	BLK	WP	HR	S	P	ERA	WHIP
49 Javier López, L ERA: 4.05	(9, 1)	0.1		3	1	0	0	0	1	0	0	0	0	0	2	6	0.00	6.000

BOTTOM

Cleveland Indians @ San Francisco Giants

Scottsdale Stadium, Scottsdale, AZ

Wed Apr 01 2015, 4:07 PM - 6:56 PM EDT

Att. 7,453 - Sunny - 82 F

livebaseballscorecards.com

Batter	1	2	3	4	5	6	7	8	9	AB	R	H	RBI	BB	SO	LOB
7 Grégor Blanco, L (1, 8) OBP: 0.379, SLG: 0.481	F8			K	BB		2B 1-3 3-H			2	0	0	0	1	1	0
52 Yusmeiro Petit, R (6, 1)										0	0	0	0	0	0	0
91 John Bowker, L (7, PH) OBP: 0.500, SLG: 0.667 (8, 3)										1	0	1	1	0	0	0
12 Joe Panik, L (1, 4) OBP: 0.279, SLG: 0.444	G4-3			9 1B 28 1B 1B	G4-3		F7			4	1	1	0	0	0	3
63 Jean Machi, R (8, 1)										0	0	0	0	0	0	0
54 Sergio Romo, R (9, 1)										0	0	0	0	0	0	0
49 Javier López, L (9, 1)										0	0	0	0	0	0	0
9 Brandon Belt, L (1, 7) OBP: 0.466, SLG: 0.607	G4-3			28 1B 1-2 1B		F7		F7		3	0	1	0	0	0	0
87 Brett Jackson, L (7, 7) OBP: 0.167, SLG: 0.333										1	0	0	0	0	0	0
28 Buster Posey, R (1, 2) OBP: 0.408, SLG: 0.439		G6-3		35 G6-3 1-3 2-H 1B		K		HR		2	0	1	1	0	0	0
Brett Bochy, R (5, 1)										0	0	0	0	0	0	0
Mac Williamson, R (6, 9) OBP: 0.423, SLG: 0.696										2	1	1	1	0	1	0
35 Brandon Crawford, L (1, 6) OBP: 0.263, SLG: 0.302		F8		G6-3 1-2f		G1-3		G5-3		2	0	0	0	0	0	2
1 Ehire Adrianza, S (6, 6) OBP: 0.357, SLG: 0.298										2	0	0	0	0	0	0
43 Justin Maxwell, R (1, 9) OBP: 0.386, SLG: 0.538	K				50 HR 1B		K	K		2	1	1	0	0	1	0
Juan Carlos Perez, R (6, 8) OBP: 0.288, SLG: 0.333										2	0	0	0	0	2	0
50 Matt Duffy, R (1, 5) OBP: 0.424, SLG: 0.691		K			HR 1-H		G3			3	1	1	2	0	1	0
13 Joaquin Arias, R (1, 3) OBP: 0.214, SLG: 0.333		K			G6-3		29 1B 91 2B 1B			3	1	1	0	0	1	0
Kelby Tomlinson, R (8, 4) OBP: 0.400, SLG: 0.429										0	0	0	0	0	0	0
40 Madison Bumgarner, R (1, 1)		G5-3			K		91 2B 1-3 1B			1	0	0	0	0	0	0
29 Héctor Sánchez, S (5, 2) OBP: 0.314, SLG: 0.375										2	0	1	0	0	1	0
Inning Stats	R: 0 E: 0 K: 0 S: 3 H: 0 LOB: 0 BB: 0 P: 3	R: 0 E: 0 K: 1 S: 5 H: 0 LOB: 0 BB: 0 P: 5	R: 0 E: 0 K: 2 S: 7 H: 0 LOB: 0 BB: 0 P: 7	R: 1 E: 0 K: 1 S: 7 H: 3 LOB: 1 BB: 0 P: 7	R: 2 E: 0 K: 1 S: 8 H: 2 LOB: 1 BB: 1 P: 12	R: 0 E: 0 K: 1 S: 5 H: 0 LOB: 0 BB: 0 P: 5	R: 1 E: 0 K: 1 S: 8 H: 3 LOB: 2 BB: 0 P: 8	R: 1 E: 0 K: 1 S: 6 H: 1 LOB: 0 BB: 0 P: 6		1B: 6 2B: 1 3B: 0 HR: 2	SF: 0 SAC: 0 DP: 1 HBP: 0						

	AB	R	H	RBI	BB	SO	LOB
AB	32						
R		5					
H			9				
RBI				5			
BB					1		
SO						8	
LOB							5

1B: 6 SF: 0
2B: 1 SAC: 0
3B: 0 DP: 1
HR: 2 HBP: 0

WP: 0 PA: 33
PB: 0
SB: 0
CS: 0

PITCHER		IP	WLS	BF	H	R	ER	SO	BB	IBB	HBP	BLK	WP	HR	S	P	ERA	WHIP
28 Corey Kluber, R ERA: 3.86	(1, 1)	4.2	L	18	5	3	3	5	0	0	0	0	0	1	29	29	5.79	1.071
57 Kyle Crockett, L ERA: 1.42	(5, 1)	1.1		5	0	0	0	1	1	0	0	0	0	0	6	10	0.00	0.750
48 Scott Atchison, R ERA: 2.45	(7, 1)	1.0		6	3	1	1	1	0	0	0	0	0	0	8	8	9.00	3.000
40 Giovanni Soto, L ERA: 9.0	(8, 1)	1.0		4	1	1	1	1	0	0	0	0	0	1	6	6	9.00	1.000

PITCHER	IP	WLS	BF	H	R	ER	SO	BB	IBB	HBP	BLK	WP	HR	S	P	ERA	WHIP

Cleveland Indians @ Cincinnati Reds

Goodyear Ballpark, Goodyear, AZ

Thu Apr 02 2015, 3:05 PM - 5:25 PM EDT

Att. 3,069 - Partly Cloudy - 81 F

livebaseballscorecards.com

TOP

Batter	1	2	3	4	5	6	7	8	9	AB	R	H	RBI	BB	SO	LOB
4 Mike Aviles, R (1, 5) OBP: 0.333, SLG: 0.311	G1-3		7 G5-4-3 1-2 1B		1B		G5-3		13 1B 29 G4-3 BB	4	0	2	0	0	0	0
27 Paul Hendrix, R (7, 5)										0	0	0	0	1	0	0
7 David Murphy, L (1, 10) OBP: 0.220, SLG: 0.208	P6		G5-4-3 1-2f		F8		23 HR 2B		G4-3 1-2	4	0	1	0	0	0	3
29 Ollie Linton, L (7, PR) OBP: 0.667, SLG: 0.667										1	1	0	0	0	0	1
(7, 10)																
23 Michael Brantley, L (1, 7) OBP: 0.409, SLG: 0.463	F8			41 G3 55 1B 1B	G4-3		2-H HR		23 G6-4-3 2-3 1B	4	2	2	2	0	0	1
13 Dorssys Paulino, R (7, 7) OBP: 0.500, SLG: 0.500										1	0	1	0	0	0	0
41 Carlos Santana, S (1, 3) OBP: 0.319, SLG: 0.421		55 G5-3 BB		G3 1-2		G3	P6		G6-4-3 1-2f	3	0	0	0	1	0	2
23 Joe Sever, R (7, 3)										1	0	0	0	0	0	2
44 Brandon Moss, L (1, 9) OBP: 0.310, SLG: 0.700		K		F7		F9		K		3	0	0	0	0	1	2
61 Jerry Sands, R (6, 9) OBP: 0.370, SLG: 0.476										1	0	0	0	0	1	0
38 David Armendariz, R (9, 9)										0	0	0	0	0	0	0
55 Roberto Pérez, R (1, 2) OBP: 0.486, SLG: 0.536		G5-3 1-2		2-H 1B		17 1B BB		17 HBP BB		2	0	1	1	2	0	1
12 Brett Hayes, R (8, 2) OBP: 0.407, SLG: 0.739										0	0	0	0	0	0	0
17 Clint Frazier, R (1, 8) OBP: 0.300, SLG: 0.556		G1-3		G1-3		1-3 1B		1-2 HBP		3	0	1	0	0	0	2
76 Ryan Rohlinger, R (1, 6) OBP: 0.395, SLG: 0.639			G6-3		HR	G3		F5		4	1	1	1	0	0	4
2 Willi Castro, S (9, 6)										0	0	0	0	0	0	0
1 Michael Martinez, S (1, 4) OBP: 0.262, SLG: 0.405			4 1B 1B		G3-1		G6-3	F8		4	0	1	0	0	0	2
1 Ivan Castillo, S (9, 4)										0	0	0	0	0	0	0
Inning Stats	R: 0 E: 0 K: 0 S: 3 H: 0 LOB: 0 BB: 0 P: 3	R: 0 E: 0 K: 1 S: 5 H: 0 LOB: 1 BB: 1 P: 9	R: 0 E: 0 K: 0 S: 4 H: 2 LOB: 1 BB: 0 P: 4	R: 1 E: 0 K: 0 S: 5 H: 2 LOB: 1 BB: 0 P: 5	R: 1 E: 0 K: 0 S: 6 H: 2 LOB: 1 BB: 0 P: 6	R: 0 E: 0 K: 0 S: 4 H: 1 LOB: 2 BB: 1 P: 8	R: 2 E: 0 K: 0 S: 6 H: 2 LOB: 1 BB: 0 P: 6	R: 0 E: 0 K: 1 S: 5 H: 0 LOB: 2 BB: 1 P: 10	R: 0 E: 0 K: 0 S: 3 H: 1 LOB: 1 BB: 1 P: 7	1B: 7 2B: 1 3B: 0 HR: 2	SF: 0 SAC: 0 DP: 2 HBP: 1						

AB	35
R	4
H	10
RBI	4
BB	4
SO	2
LOB	20

WP: 0 PB: 0 SB: 0 CS: 0 PA: 40

PITCHER		IP	WLS	BF	H	R	ER	SO	BB	IBB	HBP	BLK	WP	HR	S	P	ERA	WHIP
44 Mike Leake, R ERA: 1.35	(1, 1)	6.0	L	26	7	2	2	1	2	0	0	0	0	1	27	35	3.00	1.500
Pedro Villarreal, R ERA: 13.0	(7, 1)	1.0		5	2	2	2	0	0	0	0	0	0	1	6	6	18.00	2.000
84 Drew Hayes, R ERA:	(8, 1)	1.0		5	0	0	0	1	1	0	1	0	0	0	5	10	0.00	1.000
25 Nick Christiani, R ERA:	(9, 1)	1.0		4	1	0	0	0	1	0	0	0	0	0	3	7	0.00	2.000

PITCHER	IP	WLS	BF	H	R	ER	SO	BB	IBB	HBP	BLK	WP	HR	S	P	ERA	WHIP

Batter	1	2	3	4	5	6	7	8	9	AB	R	H	RBI	BB	SO	LOB
6 Billy Hamilton, S (1, 8) OBP: 0.255, SLG: 0.298	B1-3		2 CS 1B		1-2 1B				G4-3	3	0	2	0	0	0	0
37 Beau Amaral, L (6, 8) OBP: 0.125, SLG: 0.125										2	0	0	0	0	1	1
2 Zack Cozart, R (1, 6) OBP: 0.310, SLG: 0.357	19 1B 32 SF8 1B		BSSS 1-3 K 1-2		G1-3		F9			3	1	1	0	0	1	3
Eugenio Suárez, R (6, 6) OBP: 0.290, SLG: 0.500										1	0	0	0	0	0	1
19 Joey Votto, L (1, 3) OBP: 0.404, SLG: 0.361	29 1B 1-3 1B		SSS 0-3 K			L6		BBBB 82 2B 55 G4-3 BB		2	0	1	0	0	1	0
29 Dan Johnson, L (6, 3) OBP: 0.370, SLG: 0.150										1	1	0	0	1	0	0
32 Jay Bruce, L (1, 9) OBP: 0.217, SLG: 0.463	SF8 3-H			G3-1		CCC 0-3 K		55 G4-3 1-3 2B		1	0	0	1	0	0	0
82 Aristides Aquino, R (6, 9) OBP: 0.300, SLG: 0.333										2	0	1	0	0	1	0
29 Brayan Peña, S (1, 2) OBP: 0.319, SLG: 0.311	1-2 1B			F7		FC6-4 1B		G4-3 2-3 3-H		2	0	1	0	0	0	0
55 Chris Berset, S (6, PH) OBP: 0.500, SLG: 0.500 (7, 2)										2	0	1	1	0	0	1
89 Chris Dominguez, R (1, 5) OBP: 0.322, SLG: 0.596	G1-3			F9		FC6-4 1-2f		P6		2	0	0	0	0	0	2
Josh Satin, R (6, 5) OBP: 0.250, SLG: 0.310										2	0	0	0	0	0	2
27 Brennan Boesch, L (1, 7) OBP: 0.383, SLG: 0.649		55 FC3-6 1B			G3		F 0-1 2B		F8	2	0	1	0	0	0	0
12 Brian O'Grady, L (6, 7) OBP: 0.444, SLG: 0.625										2	1	1	0	0	0	1
55 Skip Schumaker, L (1, 4) OBP: 0.353, SLG: 0.422		FC3-6 44 CS 1-2f			P5		P5		F7	2	0	0	0	0	0	1
26 Hernan Iribarren, L (6, 4)										2	0	0	0	0	0	1
44 Mike Leake, R (1, 1) OBP: 0.200, SLG: 0.200		CCC 0-3 K 1-2			6 1B		2-H 2B		P4	2	0	1	0	0	1	1
Pedro Villarreal, R (7, 1)										0	0	0	0	0	0	0
Ronald Bueno, S (7, PH) OBP: 1.000, SLG: 2.000										1	0	1	1	0	0	0
84 Drew Hayes, R (8, 1)										0	0	0	0	0	0	0
25 Nick Christiani, R (9, 1)										0	0	0	0	0	0	0
12 Jermaine Curtis, R (9, PH)										1	0	0	0	0	0	0
Inning Stats	R: 1 E: 0 K: 0 S: 6 H: 3 LOB: 2 BB: 0 P: 6		R: 0 E: 0 K: 1 S: 5 H: 1 LOB: 0 BB: 0 P: 5	R: 0 E: 0 K: 2 S: 7 H: 1 LOB: 0 BB: 0 P: 8	R: 0 E: 0 K: 0 S: 3 H: 0 LOB: 0 BB: 0 P: 3	R: 0 E: 0 K: 0 S: 5 H: 2 LOB: 2 BB: 0 P: 5	R: 0 E: 0 K: 1 S: 6 H: 1 LOB: 1 BB: 0 P: 6	R: 1 E: 0 K: 1 S: 8 H: 2 LOB: 1 BB: 0 P: 8	R: 1 E: 0 K: 0 S: 4 H: 1 LOB: 1 BB: 1 P: 8	R: 0 E: 0 K: 0 S: 3 H: 0 LOB: 0 BB: 0 P: 3	1B: 8 2B: 3 3B: 0 HR: 0 SF: 1 SAC: 0 DP: 0 HBP: 0						

PITCHER		IP	WLS	BF	H	R	ER	SO	BB	IBB	HBP	BLK	WP	HR	S	P	ERA	WHIP
34 Zach McAllister, R ERA: 2.84	(1, 1)	6.1	W	26	9	2	1	4	0	0	0	0	0	0	35	36	1.42	1.421
32 Justin Brantley, R ERA:	(7, 1)	0.2	H	3	1	0	0	1	0	0	0	0	0	0	5	5	0.00	1.500
49 Austin Adams, R ERA: 7.45	(8, 1)	1.0	H	5	1	1	1	0	1	0	0	0	0	0	4	8	9.00	2.000
53 Jeff Manship, R ERA: 0.79	(9, 1)	1.0	S	3	0	0	0	0	0	0	0	0	0	0	3	3	0.00	0.000

PITCHER	IP	WLS	BF	H	R	ER	SO	BB	IBB	HBP	BLK	WP	HR	S	P	ERA	WHIP

BOTTOM

Cleveland Indians @ Cincinnati Reds

Goodyear Ballpark, Goodyear, AZ

Thu Apr 02 2015, 3:05 PM - 5:25 PM EDT

Att. 3,069 - Partly Cloudy - 81 F

livebaseballscorecards.com

AB	35
R	3
H	11
RBI	3
BB	1
SO	5
LOB	14

WP: 0 PB: 0 SB: 0 CS: 2 PA: 37

Batter	1	2	3	4	5	6	7	8	9	AB	R	H	RBI	BB	SO	LOB
27 Carlos Gómez, R (1, 8) OBP: 0.405, SLG: 0.722	G5-3	F4	K			P6		F8		4	0	0	0	0	1	4
91 Orlando Arcia, R (6, 6) OBP: 0.455, SLG: 0.636										1	0	0	0	0	0	0
20 Jonathan Lucroy, R (1, 2) OBP: 0.468, SLG: 0.767	G6-3	FC5-4 (1-2f)	FC6 (1-2f)			24 1B 2B			G4-3	4	0	1	0	0	0	4
37 Robinzon Diaz, R (7, 2)										1	0	0	0	0	0	0
24 Adam Lind, L (1, 3) OBP: 0.432, SLG: 0.659	BB		HR	F7		5 G6-4-3 (2-3) 1B			F7	3	1	2	1	1	0	0
94 Josh Fellhauer, L (6, PR) (6, 9)										1	0	0	0	0	0	0
16 Aramis Ramirez, R (1, 5) OBP: 0.333, SLG: 0.310	K		F8	9 FC6-4 1B		G6-4-3 (1-2f)			K	3	0	1	0	0	1	1
5 Héctor Gómez, R (5, 5) OBP: 0.255, SLG: 0.315										2	0	0	0	0	1	2
18 Khris Davis, R (1, 7) OBP: 0.404, SLG: 0.566		K	9 2B 2 1B 1B	K			K			4	1	1	0	0	3	1
93 Kyle Wren, L (7, 7) OBP: 0.500, SLG: 0.333										0	0	0	0	0	0	0
9 Jean Segura, R (1, 6) OBP: 0.344, SLG: 0.386		2 2B 1B	2 1B 2B (1-3)	FC6-4 (1-2f)			F8			3	2	2	0	0	0	1
7 Logan Schafer, L (6, 8) OBP: 0.373, SLG: 0.407										1	0	0	0	0	0	0
2 Scooter Gennett, L (1, 4) OBP: 0.313, SLG: 0.476		12 FC5 12 E 2B (1-H)	28 BB 12 1B 1B (2-H 3-H)		E5 28 G6-4-3		G4-1			3	2	2	3	0	0	0
14 Luis Jimenez, R (6, 4) OBP: 0.228, SLG: 0.352										1	0	0	0	0	0	0
(8, 3)																
28 Gerardo Parra, L (1, 9) OBP: 0.311, SLG: 0.345		12 E BB	12 1B 1B (1-2)		G6-4-3 (1-2f)			L5		1	0	0	0	2	0	1
(6, 3)																
90 Nick Shaw, L (8, PH) (8, 4)										1	0	0	0	0	0	0
12 Martín Maldonado, R (1, 10) OBP: 0.346, SLG: 0.426		FC5 20 FC5-4 (1-2 2-H)	20 FC6 (1-3 2-H) 1B		F9			F9		4	0	1	1	0	0	1

TOP

Milwaukee Brewers @ Cleveland Indians

Goodyear Ballpark, Goodyear, AZ

Fri Apr 03 2015, 4:13 PM - 7:00 PM EDT

Att. 4,743 - Partly Cloudy - 82 F

livebaseballscorecards.com

AB	37
R	6
H	10
RBI	5
BB	3
SO	6
LOB	15

Inning Stats	1	2	3	4	5	6	7	8	9
	R: 0 E: 0 K: 1 S: 5	H: 0 LOB: 1 BB: 1 P: 9	R: 2 E: 1 K: 1 S: 8	H: 2 LOB: 2 BB: 1 P: 12	R: 4 E: 0 K: 1 S: 12	H: 5 LOB: 2 BB: 1 P: 19	R: 0 E: 0 K: 1 S: 6	H: 1 LOB: 1 BB: 0 P: 6	R: 0 E: 1 K: 0 S: 3	H: 0 LOB: 0 BB: 0 P: 3	R: 0 E: 0 K: 0 S: 4	H: 2 LOB: 2 BB: 0 P: 4	R: 0 E: 0 K: 1 S: 5	H: 0 LOB: 0 BB: 0 P: 5	R: 0 E: 0 K: 0 S: 3	H: 0 LOB: 0 BB: 0 P: 3	R: 0 E: 0 K: 1 S: 5	H: 0 LOB: 0 BB: 0 P: 5

1B: 6	SF: 0
2B: 3	SAC: 0
3B: 0	DP: 2
HR: 1	HBP: 0

WP: 0	PA: 40
PB: 0	
SB: 0	
CS: 0	

PITCHER		IP	WLS	BF	H	R	ER	SO	BB	IBB	HBP	BLK	WP	HR	S	P	ERA	WHIP
59 Carlos Carrasco, R ERA: 7.0	(1, 1)	2.1	L	16	6	6	5	2	2	0	0	0	0	1	20	31	19.29	3.429
44 Ben Heller, R ERA:	(3, 1)	1.2		8	2	0	0	2	1	0	0	0	0	0	11	15	0.00	1.800
35 Marc Rzepczynski, L ERA: 1.08	(5, 1)	1.0		3	0	0	0	0	0	0	0	0	0	0	3	3	0.00	0.000
27 Bryan Shaw, R ERA: 6.23	(6, 1)	1.0		4	2	0	0	0	0	0	0	0	0	0	4	4	0.00	2.000
51 Anthony Swarzak, R ERA: 7.36	(7, 1)	1.0		3	0	0	0	1	0	0	0	0	0	0	5	5	0.00	0.000

PITCHER		IP	WLS	BF	H	R	ER	SO	BB	IBB	HBP	BLK	WP	HR	S	P	ERA	WHIP
49 Casey Weathers, R ERA:	(8, 1)	1.0		3	0	0	0	0	0	0	0	0	0	0	3	3	0.00	0.000
51 Trey Haley, R ERA:	(9, 1)	1.0		3	0	0	0	1	0	0	0	0	0	0	5	5	0.00	0.000

BOTTOM

Batter	1	2	3	4	5	6	7	8	9	AB	R	H	RBI	BB	SO	LOB
24 Michael Bourn, L (1, 8) OBP: 0.393, SLG: 0.456 2 Bobby Ison, L (6, 8)	x 0-0 ① L9	B B B 4-0 ② 1-2 BB			x 0-0 ② G3-1			x 0-0 ① F7		2	0	0	0	1	0	0
										1	0	0	0	0	0	0
22 Jason Kipnis, L (1, 4) OBP: 0.357, SLG: 0.371 Michael Martinez, S (6, 4) OBP: 0.256, SLG: 0.395 (9, 7)	S S S 0-3 ② K	x 0-0 ③ F8			C C C 0-3 ③ K			x 0-0 ② F8		3	0	0	0	0	2	2
										1	0	0	0	0	0	0
23 Michael Brantley, L (1, 7) OBP: 0.404, SLG: 0.455 9 Ryan Raburn, R (6, PR) OBP: 0.326, SLG: 0.256 (7, 7) 22 Yonathan Mendoza, S (9, 4)	C C C 0-3 ③ K		x 0-0 ① G4-3			x 0-0 41 G3-6-3 1B		x 0-0 ③ G6-3		3	0	1	0	0	1	0
										1	0	0	0	0	0	0
										0	0	0	0	0	0	0
41 Carlos Santana, S (1, 3) OBP: 0.319, SLG: 0.417 61 Jerry Sands, R (7, 3) OBP: 0.362, SLG: 0.465		x 0-0 7 1B 8 3B 1B	x 0-0 ② G4-3			x 0-0 ① ② G3-6-3 1-2f			S S S 0-3 ① K	3	1	1	0	0	0	1
										1	0	0	0	0	1	0
44 Brandon Moss, L (1, 10) OBP: 0.289, SLG: 0.651 27 Bryson Myles, R (9, PH) OBP: 0.500, SLG: 1.000		x 0-0 ① F9	x 0-0 ③ F9			x 0-0 ③ F9			x 0-0 2B	3	0	0	0	0	0	2
										1	0	1	0	0	0	0
10 Yan Gomes, R (1, 2) OBP: 0.392, SLG: 0.476 12 Brett Hayes, R (7, 2) OBP: 0.379, SLG: 0.680		x 0-0 ② F9		x 0-0 ① G6-3			S S S 0-3 ① K		S S S 0-3 ② K	2	0	0	0	0	0	1
										2	0	0	0	0	2	1
7 David Murphy, L (1, 9) OBP: 0.245, SLG: 0.235 33 Mike Papi, L (8, 9)		x 0-0 8 3B 1-2 1B		x 0-0 8 G6-3 1B			x 0-0 ② G4-3		x 0-0 ③ F8	3	1	2	0	0	0	0
										1	0	0	0	0	0	1
8 Lonnie Chisenhall, L (1, 5) OBP: 0.351, SLG: 0.453 29 James Roberts, R (7, PR) OBP: 0.333, SLG: 0.500 (8, 5)		x 0-0 11 1B 1-H 2-H 3B		x 0-0 ② ③ G6-3 1-2f			x 0-0 1B			3	1	2	2	0	0	1
										0	0	0	0	0	0	0
11 José Ramírez, S (1, 6) OBP: 0.242, SLG: 0.311 76 Ryan Rohlinger, R (8, 6) OBP: 0.395, SLG: 0.639		x 0-0 24 S 3-H 1B			x 0-0 ① F7		x 0-0 ③ F7			3	0	1	1	0	0	1
										0	0	0	0	0	0	0
Inning Stats	R: 0 E: 0 K: 2 S: 7 H: 0 LOB: 0 BB: 0 P: 7	R: 3 E: 0 K: 0 S: 7 H: 4 LOB: 2 BB: 1 P: 11	R: 0 E: 0 K: 0 S: 3 H: 0 LOB: 0 BB: 0 P: 3	R: 0 E: 0 K: 0 S: 3 H: 1 LOB: 0 BB: 0 P: 3	R: 0 E: 0 K: 1 S: 5 H: 0 LOB: 0 BB: 0 P: 5	R: 0 E: 0 K: 0 S: 3 H: 1 LOB: 1 BB: 0 P: 3	R: 0 E: 0 K: 1 S: 6 H: 1 LOB: 1 BB: 0 P: 6	R: 0 E: 0 K: 0 S: 3 H: 0 LOB: 0 BB: 0 P: 3	R: 0 E: 0 K: 2 S: 8 H: 1 LOB: 1 BB: 0 P: 8	1B: 6 2B: 1 3B: 1 HR: 0	SF: 0 SAC: 0 DP: 2 HBP: 0						

PITCHER	IP	WLS	BF	H	R	ER	SO	BB	IBB	HBP	BLK	WP	HR	S	P	ERA	WHIP
38 Wily Peralta, R (1, 1) ERA: 3.32	4.2	W	19	5	3	3	2	1	0	0	0	0	0	22	26	5.79	1.286
48 Neal Cotts, L (5, 1) ERA: 11.88	0.1	H	1	0	0	0	1	0	0	0	0	0	0	3	3	0.00	0.000
51 Jonathan Broxton, R (6, 1) ERA: 1.23	1.0	H	3	1	0	0	0	0	0	0	0	0	0	3	3	0.00	1.000
30 Tyler Thornburg, R (7, 1) ERA: 4.15	1.0	H	4	1	0	0	1	0	0	0	0	0	0	6	6	0.00	1.000
95 Austin Ross, R (8, 1) ERA:	1.0	H	3	0	0	0	0	0	0	0	0	0	0	3	3	0.00	0.000

PITCHER	IP	WLS	BF	H	R	ER	SO	BB	IBB	HBP	BLK	WP	HR	S	P	ERA	WHIP
Ariel Peña, R (9, 1) ERA: 2.25	1.0	S	4	1	0	0	2	0	0	0	0	0	0	8	8	0.00	1.000

Milwaukee Brewers @ Cleveland Indians

Goodyear Ballpark, Goodyear, AZ

Fri Apr 03 2015, 4:13 PM - 7:00 PM EDT

Att. 4,743 - Partly Cloudy - 82 F

livebaseballscorecards.com

AB	33
R	3
H	8
RBI	3
BB	1
SO	6
LOB	10

1B: 6 SF: 0
2B: 1 SAC: 0
3B: 1 DP: 2
HR: 0 HBP: 0

WP: 0 PA: 34
PB: 0
SB: 1
CS: 0

Batter	1	2	3	4	5	6	7	8	9	AB	R	H	RBI	BB	SO	LOB
11 José Ramírez, S (1, 6) OBP: 0.246, SLG: 0.302 76 Ryan Rohlinger, R (4, 6) OBP: 0.378, SLG: 0.605	B B B B 4-0 7 CS BB	x 0-0 ③ G3		x 0-0 ② F7	x 0-0 ③ G6-3			x 0-0 ② F9		2 0 0 0 1 0 3 2 0 0 0 0 0 3						
10 Yan Gomes, R (1, 2) OBP: 0.396, SLG: 0.477 12 Brett Hayes, R (3, 2) OBP: 0.406, SLG: 0.704	S S S 0-3 ① K		x 0-0 41 G3-1 7 1B 1B	x 0-0 ③ F8		B B B B 4-0 27 FC6-4 BB		x 0-0 2B		2 0 1 0 0 1 1 2 0 1 0 1 0 1						
7 David Murphy, L (1, 9) OBP: 0.286, SLG: 0.264 16 Anthony Gallas, R (5, PR) OBP: 0.333, SLG: 0.400 (5, 9)	S B B B B 4-1 ② 1-2 BB		x 0-0 41 G3-1 1-2 1B		x 0-0 41 WP 44 HR 1B	S S S 0-3 ① K		x 0-0 ③ F8		2 0 2 0 1 0 0 2 1 0 0 0 1 2						
41 Carlos Santana, S (1, 10) OBP: 0.303, SLG: 0.391 13 Dorssys Paulino, R (9, PH) OBP: 0.333, SLG: 0.333 (9, 10)	S S S 0-3 ③ K		x 0-0 ① G3-1 1-2 2-3		B C C C 1-3 ① K 1-2	x 0-0 ② L5			C C C 0-3 ① K	4 0 0 0 0 2 5 1 0 0 0 0 1 0						
44 Brandon Moss, L (1, 3) OBP: 0.292, SLG: 0.696 27 Gerald Bautista, R (5, 3)	C C C 0-3 ① K	S S S 0-3 ② K			x 0-0 2-H HR	x 0-0 ③ FC6-4 1-2f			S S S 0-3 ② K	3 1 1 2 0 2 2 2 0 0 0 0 1 1						
8 Lonnie Chisenhall, L (1, 5) OBP: 0.383, SLG: 0.509 22 Justin Toole, R (5, PR) (5, 5)	x 0-0 4 1B 61 1B 2B	B B B B 4-0 BB			x 0-0 4 1B 61 FC1-2 2B		x 0-0 ① G5-3		x 0-0 ③ P4	2 1 2 0 1 0 0 2 0 0 0 0 0 0						
4 Mike Aviles, R (1, 8) OBP: 0.353, SLG: 0.333 1 Claudio Bautista, R (5, PR) (5, 4)	x 0-0 61 1B 2-3 1B	x 0-0 ③ L4			x 0-0 BB 61 FC1-2 2-3 1B		B B B B 4-0 PO 22 G5-3 BB			3 0 2 0 0 0 3 0 0 0 0 1 0 0						
61 Jerry Sands, R (1, 7) OBP: 0.360, SLG: 0.457 22 Jodd Carter, R (5, PR) (5, 7)	x 0-0 1-3 3-H 1B			S S S 0-3 ① K	x 0-0 ② FC1-2 BB 1-2 3-H		x 0-0 ② G5-3 1-2			3 0 1 1 0 1 3 1 0 0 0 0 0 1						
Michael Martinez, S (1, 4) OBP: 0.277, SLG: 0.391 (5, 8)	S S S 0-3 ② K			x 0-0 1B	B B B 4-0 1-2 2-3 BB		S 2 SAFE 0-1 ③ PO 2-3	x 0-0 ① G4-3		3 0 1 0 1 1 2						
Inning Stats	R: 0 H: 0 E: 0 LOB: 1 K: 2 BB: 2 S: 7 P: 15	R: 1 H: 3 E: 0 LOB: 2 K: 2 BB: 0 S: 10 P: 10	R: 0 H: 2 E: 0 LOB: 3 K: 1 BB: 1 S: 7 P: 11	R: 0 H: 1 E: 0 LOB: 1 K: 1 BB: 0 S: 6 P: 6	R: 2 H: 4 E: 0 LOB: 3 K: 1 BB: 1 S: 9 P: 14	R: 0 H: 0 E: 0 LOB: 1 K: 1 BB: 1 S: 5 P: 9	R: 0 H: 0 E: 0 LOB: 0 K: 0 BB: 1 S: 3 P: 7	R: 0 H: 1 E: 0 LOB: 1 K: 0 BB: 0 S: 4 P: 4	R: 0 H: 0 E: 0 LOB: 0 K: 2 BB: 0 S: 7 P: 7	1B: 7 SF: 0 2B: 3 SAC: 0 3B: 0 DP: 0 HR: 1 HBP: 0						

PITCHER		IP	WLS	BF	H	R	ER	SO	BB	IBB	HBP	BLK	WP	HR	S	P	ERA	WHIP
52 Jimmy Nelson, R ERA: 6.23	(1, 1)	4.1		24	9	3	3	7	3	0	0	0	1	1	36	49	6.23	2.769
54 Michael Blazek, R ERA: 4.05	(5, 1)	0.2		4	1	0	0	0	1	0	0	0	0	0	3	7	0.00	3.000
13 Will Smith, L ERA: 2.7	(6, 1)	1.0		4	0	0	0	1	1	0	0	0	0	0	5	9	0.00	1.000
Taylor Jungmann, R ERA: 9.95	(7, 1)	1.0		3	0	0	0	0	1	0	0	0	0	0	3	7	0.00	1.000
97 Jed Bradley, L ERA: 2.25	(8, 1)	1.0		4	1	0	0	0	0	0	0	0	0	0	4	4	0.00	1.000

PITCHER		IP	WLS	BF	H	R	ER	SO	BB	IBB	HBP	BLK	WP	HR	S	P	ERA	WHIP
95 Wirfin Obispo, R ERA:	(9, 1)	1.0	W	3	0	0	0	2	0	0	0	0	0	0	7	7	0.00	0.000

TOP

Cleveland Indians @ Milwaukee Brewers

Maryvale Baseball Park, Phoenix, AZ

Sat Apr 04 2015, 3:07 PM - 6:01 PM EDT

Att. 4,423 - Sunny - 81 F

livebaseballscorecards.com

AB	36
R	3
H	11
RBI	3
BB	6
SO	10
LOB	27

WP: 1 PA: 43
PB: 0
SB: 0
CS: 1

Batter	1	2	3	4	5	6	7	8	9	AB	R	H	RBI	BB	SO	LOB
27 Carlos Gómez, R (1, 8) OBP: 0.386, SLG: 0.684	P5	K			HBP (20 G6-4-3)		F9			2	0	0	0	0	1	1
28 Gerardo Parra, L (4, 3) OBP: 0.317, SLG: 0.339										1	0	0	0	0	0	1
Yadiel Rivera, R (8, 4) OBP: 0.231, SLG: 0.091										0	0	0	0	0	0	0
20 Jonathan Lucroy, R (1, 2) OBP: 0.480, SLG: 0.826	8 2B 1B	HR			G6-4-3 (1-2f)		G6-3 (1-2)			3	2	2	1	0	0	1
13 Will Smith, R (6, 1)										0	0	0	0	0	0	0
Taylor Jungmann, R (7, 1)										0	0	0	0	0	0	0
96 Taylor Brennan, R (7, PH)										1	0	0	0	0	0	1
97 Jed Bradley, L (8, 1)										0	0	0	0	0	0	0
95 Wirfin Obispo, R (9, 1)										0	0	0	0	0	0	0
8 Ryan Braun, R (1, 9) OBP: 0.500, SLG: 0.784	16 1B 2B (1-H)		16 G5-4-3 1B		K		F7			2	1	2	1	0	0	0
7 Logan Schafer, L (4, 8) OBP: 0.361, SLG: 0.393										2	0	0	0	0	1	1
(5, 7)																
16 Aramis Ramirez, R (1, 5) OBP: 0.340, SLG: 0.318	1B (2-H)		G5-4-3 (1-2f)			1B		K		2	0	1	1	0	0	1
14 Luis Jimenez, R (4, 5) OBP: 0.237, SLG: 0.357										2	0	1	0	0	1	0
(8, 3)																
24 Adam Lind, L (1, 3) OBP: 0.413, SLG: 0.628	K		F9			1B (1-2)		P6		2	0	0	0	0	1	1
Matt Long, L (4, 9) OBP: 0.333, SLG: 0.575										2	0	1	0	0	0	0
18 Khris Davis, R (1, 7) OBP: 0.390, SLG: 0.545	F8			E4	K			K		2	0	0	0	0	0	1
89 Monte Harrison, R (5, 8)										2	0	0	0	0	2	2
2 Scooter Gennett, L (1, 4) OBP: 0.303, SLG: 0.462		F9		F7	K				F9	2	0	0	0	0	0	1
12 Martín Maldonado, R (6, 2) OBP: 0.333, SLG: 0.408										2	0	0	0	0	1	2
9 Jean Segura, R (1, 6) OBP: 0.349, SLG: 0.424		3B		K		G3			1B 2B	2	0	1	0	0	1	1
5 Héctor Gómez, R (6, 4) OBP: 0.263, SLG: 0.339										2	1	1	0	0	0	2
(8, 5)																
52 Jimmy Nelson, R (1, 1)		K		K			E6 (96 G6-3)		1B (2-H)	2	0	0	0	0	2	2
54 Michael Blazek, R (5, 1)										0	0	0	0	0	0	0
Luis Sardinas, S (6, 6) OBP: 0.342, SLG: 0.306										2	0	1	1	0	0	0
Inning Stats	R: 2 E: 0 K: 1 S: 8 H: 3 LOB: 1 BB: 0 P: 8	R: 0 E: 0 K: 2 S: 8 H: 1 LOB: 1 BB: 0 P: 8	R: 1 E: 0 K: 0 S: 5 H: 2 LOB: 0 BB: 0 P: 5	R: 0 E: 1 K: 2 S: 8 H: 0 LOB: 1 BB: 0 P: 8	R: 0 E: 0 K: 1 S: 4 H: 0 LOB: 0 BB: 0 P: 5	R: 0 E: 0 K: 2 S: 9 H: 2 LOB: 2 BB: 0 P: 9	R: 0 E: 1 K: 0 S: 4 H: 0 LOB: 1 BB: 0 P: 4	R: 0 E: 0 K: 2 S: 7 H: 0 LOB: 0 BB: 0 P: 7	R: 1 E: 0 K: 0 S: 3 H: 2 LOB: 1 BB: 0 P: 3	1B: 6 2B: 2 3B: 1 HR: 1	SF: 0 SAC: 0 DP: 2 HBP: 1						

PITCHER		IP	WLS	BF	H	R	ER	SO	BB	IBB	HBP	BLK	WP	HR	S	P	ERA	WHIP
47 Trevor Bauer, R ERA: 4.55	(1, 1)	6.0		26	8	3	3	8	0	0	1	0	0	1	42	43	4.50	1.333
50 Nick Hagadone, L ERA:	(7, 1)	1.0		4	0	0	0	0	0	0	0	0	0	0	4	4	0.00	0.000
57 Kyle Crockett, L ERA: 1.23	(8, 1)	1.0		3	0	0	0	2	0	0	0	0	0	0	7	7	0.00	0.000
49 Austin Adams, R ERA: 8.1	(9, 1)	0.1	L	3	2	1	1	0	0	0	0	0	0	0	3	3	27.00	6.000

PITCHER	IP	WLS	BF	H	R	ER	SO	BB	IBB	HBP	BLK	WP	HR	S	P	ERA	WHIP

BOTTOM

Cleveland Indians @ Milwaukee Brewers

Maryvale Baseball Park, Phoenix, AZ

Sat Apr 04 2015, 3:07 PM - 6:01 PM EDT

Att. 4,423 - Sunny - 81 F

livebaseballscorecards.com

AB	35
R	4
H	10
RBI	4
BB	0
SO	10
LOB	18

WP: 0 PB: 0 SB: 0 CS: 0 PA: 36

Batter	1	2	3	4	5	6	7	8	9	AB	R	H	RBI	BB	SO	LOB
24 Michael Bourn, L (1, 8)	C FF 88 X FF 90 0-1 ① G4-3		S SL 80 S SL 80 B SL 80 B SI 90 X SL 81 2-2 ③ G6-3			S SL 78 B FF 89 F SI 90 X SL 80 1-2 ① G4-3		C FF 91 C SL 81 B CH 82 B SL 81 F FF 91 F SL 81 S SL 80 2-3 ② K		4	0	0	0	0	1	1
22 Jason Kipnis, L (1, 4)	C FF 89 B FC 87 B SI 89 X SL 80 2-1 ② F7			C SI 89 X SI 88 0-1 ① G3		C FC 85 X SL 80 0-1 ② G1-3		X FF 92 0-0 ③ L7		4	0	0	0	0	0	0
23 Michael Brantley, L (1, 7)	C FF 89 B SL 80 X SL 80 1-1 ③ G3			C SI 86 B SL 80 B SI 90 C SI 90 X SL 81 2-2 ② G5-3		C FF 89 X FC 85 0-1 ③ L7			C FF 90 X CH 78 0-1 ① G3	4	0	0	0	0	0	0
41 Carlos Santana, S (1, 3) OBP: 0.500, SLG: 0.333		C SI 88 C SL 78 T SL 79 0-2 ① K		C SI 90 B SI 89 B SL 82 B SI 90 F SI 91 D SL 82 4-2 BB			C SI 88 X SL 78 0-1 9 G1-3 10 1B 1B		X SI 90 0-0 ② G4-3	3	0	1	0	1	1	0
10 Yan Gomes, R (1, 2) OBP: 0.250, SLG: 0.250		C SI 89 B FF 91 B SI 90 S CH 79 S SL 81 2-3 ② K		C SI 90 T CH 79 D FC 80 X FF 91 1-2 ③ L1			X SI 88 0-0 9 G1-3 1-2 1B		C SL 82 F SI 90 S SL 83 0-3 ③ K	4	0	1	0	0	2	1
44 Brandon Moss, L (1, 9)		C SI 90 S SL 80 B SL 80 F SI 91 B SL 80 S SL 81 2-3 ③ K			B SI 89 B SL 78 C SI 89 F FC 86 B SL 81 B SI 90 4-2 9 G6-4-3 BB		F SI 89 D SL 79 C SI 89 B SL 80 F SL 80 S SL 80 2-3 ① K			2	0	0	0	1	2	2
9 Ryan Raburn, R (1, 10)			C SI 88 B SL 78 S SI 89 B SL 80 X SI 90 2-2 ① G1-3		B SI 90 C SI 90 S SL 80 D SL 81 X SI 90 2-2 ①② G6-4-3 1-2f		D SL 79 S SI 88 B CH 79 2 SAFE B SI 88 S SI 89 F SI 90 X SI 90 3-2 ② G1-3 1-2 2-3			3	0	0	0	0	0	3
8 Lonnie Chisenhall, L (1, 5) OBP: 0.667, SLG: 0.500			C FF 90 X SI 90 0-1 11 G5-3 1B		B SI 90 B FC 86 C SI 90 B SI 90 F SI 90 B SI 90 4-2 BB		X FC 86 0-0 ③ G1-3			2	0	1	0	1	0	2
11 José Ramírez, S (1, 6)			D SI 89 F SI 90 S CH 79 X CH 78 1-2 ② G5-3 1-2		C SI 90 D CH 80 C SI 90 D SL 82 X SI 90 2-2 ③ G1-3			B FF 89 B FF 89 C FF 89 F FF 90 S CH 78 2-3 ① K		3	0	0	0	0	1	2
Inning Stats	R: 0 E: 0 K: 0 S: 6 H: 0 LOB: 0 BB: 0 P: 9	R: 0 E: 0 K: 3 S: 10 H: 0 LOB: 0 BB: 0 P: 14	R: 0 E: 0 K: 0 S: 11 H: 1 LOB: 1 BB: 0 P: 16	R: 0 E: 0 K: 0 S: 10 H: 0 LOB: 1 BB: 1 P: 17	R: 0 E: 0 K: 0 S: 10 H: 0 LOB: 1 BB: 2 P: 22	R: 0 E: 0 K: 0 S: 7 H: 0 LOB: 0 BB: 0 P: 8	R: 0 E: 0 K: 1 S: 12 H: 2 LOB: 2 BB: 0 P: 17	R: 0 E: 0 K: 2 S: 9 H: 0 LOB: 0 BB: 0 P: 13	R: 0 E: 0 K: 1 S: 6 H: 0 LOB: 0 BB: 0 P: 6	1B: 3 2B: 0 3B: 0 HR: 0	SF: 0 SAC: 0 DP: 1 HBP: 0	WP: 0 PB: 0 SB: 0 CS: 0	PA: 32			

PITCHER	IP	WLS	BF	H	R	ER	SO	BB	IBB	HBP	BLK	WP	HR	S	P	ERA	WHIP
60 Dallas Keuchel, L (1, 1) ERA:	7.0	W	26	3	0	0	4	3	0	0	0	0	0	66	103	0.00	0.857
29 Tony Sipp, L (8, 1) ERA:	1.0	H	3	0	0	0	2	0	0	0	0	0	0	9	13	0.00	0.000
44 Luke Gregerson, R (9, 1) ERA:	1.0	S	3	0	0	0	1	0	0	0	0	0	0	6	6	0.00	0.000

PITCHER	IP	WLS	BF	H	R	ER	SO	BB	IBB	HBP	BLK	WP	HR	S	P	ERA	WHIP

TOP

Cleveland Indians @ Houston Astros

Minute Maid Park, Houston, TX

Mon Apr 06 2015, 6:11 PM - 8:40 PM CDT

Att. 43,753 - Partly Cloudy - 79 F

livebaseballscorecards.com

AB	29
R	0
H	3
RBI	0
BB	3
SO	7
LOB	11

BOTTOM

Cleveland Indians @ Houston Astros

Minute Maid Park, Houston, TX

Mon Apr 06 2015, 6:11 PM - 8:40 PM CDT

Att. 43,753 - Partly Cloudy - 79 F

livebaseballscorecards.com

Batter	1	2	3	4	5	6	7	8	9	AB	R	H	RBI	BB	SO	LOB
27 Jose Altuve, R (1, 4) OBP: 0.250, SLG: 0.250	B SI 93 F SL 90 B SI 94 F SI 94 X FF 95 2-2 ① G6-3		B SI 94 D SI 94 C SL 87 F SI 93 S CU 82 2-3 ③ K			X CU 83 0-0 4 S 4 1B 1B		1 SAFE C SL 85 B FF 91 D SL 85 1 SAFE 1 SAFE X SL 85 2-1 ③ FC6-4 1-2f		4	1	1	0	0	1	2
4 George Springer, R (1, 9) OBP: 0.333, SLG: 0.333	X FF 94 0-0 ② F8			B SL 89 B SL 88 C SI 94 C SI 93 B SI 94 S SL 90 3-3 ① K		C SL 86 B SI 93 C SL 88 X CU 84 1-2 ③ 1-H 1B				3	0	1	1	0	1	0
18 Luis Valbuena, L (1, 5)	C SI 94 S SL 90 X SI 94 0-2 ③ G4-3			C SI 94 F SL 89 F SL 88 B FF 94 S CU 84 1-3 ② K			X SI 92 0-0 ① F8			3	0	0	0	0	1	0
Evan Gattis, R (1, 10)		S SL 89 S SI 94 B SI 94 B SL 90 B SL 88 X SI 95 3-2 ① F7		B SI 94 F FF 94 B SI 94 X SI 94 2-1 ③ L7			B FF 92 X SI 92 1-0 ② G4-3			3	0	0	0	0	0	0
23 Chris Carter, R (1, 3)		X SI 94 0-0 ② F8			S SL 88 S CU 81 B CU 82 X SI 94 1-2 ① F9		B SL 86 F SI 92 F SI 91 B CU 83 F CU 82 F SL 87 X SL 87 2-2 ③ L5			3	0	0	0	0	0	0
15 Jason Castro, L (1, 2)		C SI 94 B FF 93 T SL 89 S SL 90 1-3 ③ K			F SL 88 F CH 84 C CU 82 0-3 ② K			B CU 81 X SI 91 1-0 ① L7		3	0	0	0	0	2	0
8 Jed Lowrie, S (1, 6)			C SI 92 B CH 86 X SL 88 1-1 ① G3-1		B SI 93 F SI 93 B SI 93 S SL 89 B CU 83 F SL 88 X FF 93 3-2 ③ G4-3			B SI 91 S SL 86 B CH 83 B SI 91 C SI 92 F SL 88 B SI 93 4-2 28 1B 6 SF9 BB		2	1	0	0	1	0	0
28 Colby Rasmus, L (1, 7) OBP: 0.667, SLG: 0.500			S SL 88 B CH 86 B SL 88 B SI 93 B SI 94 4-1 6 G4-3 BB			S SL 89 B CU 81 B SL 89 C SI 92 F SL 89 C SI 94 2-3 ① K		C SI 92 X SI 92 0-1 27 FC6-4 1-3 1B		2	0	1	0	1	1	0
6 Jake Marisnick, R (1, 8)			S SL 86 C SI 93 X SL 87 0-2 ② G4-3 1-2			C SI 94 F CU 81 B SI 95 F CU 84 S SL 89 1-3 ② K		C FF 90 X SL 85 0-1 ② SF9 3-H		2	0	0	1	0	1	1
Inning Stats	R: 0 E: 0 K: 0 S: 7 H: 0 LOB: 0 BB: 0 P: 9	R: 0 E: 0 K: 1 S: 7 H: 0 LOB: 0 BB: 0 P: 11	R: 0 E: 0 K: 1 S: 9 H: 0 LOB: 1 BB: 1 P: 16	R: 0 E: 0 K: 2 S: 9 H: 0 LOB: 0 BB: 0 P: 15	R: 0 E: 0 K: 1 S: 10 H: 0 LOB: 0 BB: 0 P: 14	R: 1 E: 0 K: 2 S: 12 H: 2 LOB: 1 BB: 0 P: 16	R: 0 E: 0 K: 0 S: 7 H: 0 LOB: 0 BB: 0 P: 10	R: 1 E: 0 K: 0 S: 10 H: 1 LOB: 1 BB: 1 P: 17		1B: 3 2B: 0 3B: 0 HR: 0 SF: 1 SAC: 0 DP: 0 HBP: 0						

	AB	25
	R	2
	H	3
	RBI	2
	BB	2
	SO	7
	LOB	3

WP: 0 PB: 0 SB: 1 CS: 0 PA: 28

PITCHER		IP	WLS	BF	H	R	ER	SO	BB	IBB	HBP	BLK	WP	HR	S	P	ERA	WHIP
28 Corey Kluber, R ERA: 2.45	(1, 1)	7.1	L	26	3	2	2	7	2	0	0	0	0	0	67	102	2.46	0.682
48 Scott Atchison, R ERA:	(8, 1)	0.2		2	0	0	0	0	0	0	0	0	0	0	4	6	0.00	0.000

PITCHER	IP	WLS	BF	H	R	ER	SO	BB	IBB	HBP	BLK	WP	HR	S	P	ERA	WHIP

Batter	1	2	3	4	5	6	7	8	9	AB	R	H	RBI	BB	SO	LOB
24 Michael Bourn, L (1, 8) OBP: 0.125, SLG: 0.125	B SI 90 B SI 90 C FC 88 B SI 90 C FC 89 X FC 91 3-2 ① L8		X SI 90 0-0 ② B2-3		B SI 88 C FC 86 B CU 71 F FC 87 F CU 72 S SI 90 2-3 ③ K			X SI 87 0-0 11 SH2-3 1B		4	0	1	0	0	1	1
11 José Ramírez, S (1, 6)	B SI 91 C FC 90 F SI 91 F CU 77 C FC 90 1-3 ② K		B FC 89 F FC 89 C CU 74 F FC 90 B CU 77 F CU 75 X SI 91 2-2 ③ F8			B FC 86 B FF 88 C FC 87 X FC 89 2-1 ① G3		X SI 88 0-0 ① SH2-3 1-2		3	0	0	0	0	1	0
22 Jason Kipnis, L (1, 4) OBP: 0.250, SLG: 0.250	B FC 89 C SI 90 F CH 84 B FC 90 F CU 76 X SI 92 2-2 1B			B CU 71 B FC 87 S FC 88 X CU 75 2-1 ① F8		C CU 73 B CU 72 B CH 84 X FC 89 2-1 1B		C SI 89 X CH 69 0-1 ② P5		4	0	2	0	0	0	1
41 Carlos Santana, S (1, 3) OBP: 0.375, SLG: 0.714	C FC 87 D CU 71 B FC 88 F FC 90 X CU 74 2-2 ③ F8			B FC 89 B FC 90 F SI 90 F FC 90 F CU 77 B FC 89 F FC 90 X CU 75 3-2 HR		B FC 87 X FC 88 1-0 ② P5		B SI 90 F SI 89 F SL 85 B CH 70 B SI 91 T SI 90 3-2 ③ K		4	1	1	1	0	1	3
44 Brandon Moss, L (1, 9)		C FC 87 F FC 90 B CU 74 B FC 90 S FC 89 2-3 ① K		F FC 89 C CH 82 B FC 90 X CU 72 1-2 ② G6-3		F FC 89 X FC 90 0-1 ③ G3			C FC 91 F FF 91 S CU 81 0-3 ① K2-3	4	0	0	0	0	2	1
10 Yan Gomes, R (1, 2) OBP: 0.125, SLG: 0.125		B FC 89 B SI 90 X FF 90 2-0 ② G6-3		X FC 87 0-0 ③ G6-3			C FC 86 B CU 74 S CU 76 S CU 74 1-3 ① K		B FC 92 X FC 92 1-0 ② F9	4	0	0	0	0	1	0
7 David Murphy, L (1, 10) OBP: 0.250, SLG: 0.250		C SI 90 B SI 90 B FC 88 X FF 89 2-1 1B			C SI 89 X CH 82 0-1 ① F9		B CU 73 F FF 89 S SI 90 X CU 76 1-2 ② G3-1		B FF 92 C FF 92 X FC 91 1-1 ③ G4-3	4	0	1	0	0	0	0
8 Lonnie Chisenhall, L (1, 5) OBP: 0.333, SLG: 0.200		C FC 88 F CU 73 T FC 91 0-2 ③ K			S FC 89 B CU 77 F FC 89 F CU 76 F FC 90 B SI 90 X FC 90 2-2 ② G1-3		T FF 82 S FF 84 S FF 84 0-3 ③ K			3	0	0	0	0	2	1
4 Mike Aviles, R (1, 7) OBP: 0.667, SLG: 1.667			C SI 89 B FC 88 B FC 88 X FF 91 2-1 ① G4-3		C CU 74 X FC 88 0-1 1B			B SI 86 F SI 88 X SL 82 1-1 HR		3	1	2	1	0	0	0
Inning Stats	R: 0 E: 0 K: 1 S: 14 H: 1 LOB: 1 BB: 0 P: 22	R: 0 E: 0 K: 2 S: 9 H: 1 LOB: 1 BB: 0 P: 15	R: 0 E: 0 K: 0 S: 8 H: 0 LOB: 0 BB: 0 P: 12	R: 1 E: 0 K: 0 S: 11 H: 1 LOB: 0 BB: 0 P: 17	R: 0 E: 0 K: 1 S: 13 H: 1 LOB: 1 BB: 0 P: 17	R: 0 E: 0 K: 0 S: 7 H: 1 LOB: 1 BB: 0 P: 12	R: 0 E: 0 K: 2 S: 9 H: 0 LOB: 0 BB: 0 P: 11	R: 1 E: 0 K: 1 S: 9 H: 2 LOB: 1 BB: 0 P: 13	R: 0 E: 0 K: 1 S: 6 H: 0 LOB: 0 BB: 0 P: 8	1B: 5 2B: 0 3B: 0 HR: 2 SF: 0 SAC: 1 DP: 0 HBP: 0						

PITCHER	IP	WLS	BF	H	R	ER	SO	BB	IBB	HBP	BLK	WP	HR	S	P	ERA	WHIP
46 Scott Feldman, R (1, 1) ERA: 1.35	6.2	L	25	5	1	1	5	0	0	0	0	0	1	68	103	1.35	0.750
54 Joe Thatcher, L (7, 1) ERA:	0.1		1	0	0	0	1	0	0	0	0	0	0	3	3	0.00	0.000
37 Pat Neshek, R (8, 1) ERA: 9.0	1.0		5	2	1	1	1	0	0	0	0	0	1	9	13	9.00	2.000
36 Will Harris, R (9, 1) ERA:	1.0		3	0	0	0	1	0	0	0	0	0	0	6	8	0.00	0.000

PITCHER	IP	WLS	BF	H	R	ER	SO	BB	IBB	HBP	BLK	WP	HR	S	P	ERA	WHIP

TOP

Cleveland Indians @ Houston Astros

Minute Maid Park, Houston, TX

Wed Apr 08 2015, 7:12 PM - 9:51 PM CDT

Att. 23,078 - Cloudy - 79 F

livebaseballscorecards.com

AB	33
R	2
H	7
RBI	2
BB	0
SO	8
LOB	7

WP: 0 PA: 34
PB: 0
SB: 0
CS: 0

Cleveland Indians @ Houston Astros

Minute Maid Park, Houston, TX

Wed Apr 08 2015, 7:12 PM - 9:51 PM CDT

Att. 23,078 - Cloudy - 79 F

livebaseballscorecards.com

BOTTOM

Batter	1	2	3	4	5	6	7	8	9	AB	R	H	RBI	BB	SO	LOB
27 Jose Altuve, R (1, 4) OBP: 0.125, SLG: 0.125	B FF 97 X FF 96 1-0 ① F8		C SL 87 F SL 87 B FF 94 F CU 83 B FF 95 B SL 88 X SL 89 3-2 ② P6			B FF 93 C FF 94 X SL 85 1-1 ① G6-3		X SL 80 0-0 ② F7		4	0	0	0	0	0	0
4 George Springer, R (1, 9) OBP: 0.429, SLG: 0.500	C FF 97 B FF 98 C SL 90 F FF 97 S CH 89 1-3 ② K		B FF 94 C SL 87 B FF 96 F SL 88 B SL 87 S SL 89 3-3 ③ K			X CU 81 0-0 2B		B FC 92 C FC 92 B FC 92 B FC 92 B FC 92 4-1 BB		3	0	1	0	1	2	0
18 Luis Valbuena, L (1, 5)	F FF 97 B FF 97 B CH 89 F FF 96 S CH 91 2-3 ③ K			C CU 81 F SL 86 S SL 86 0-3 ① K		C FF 93 C SL 86 F FF 95 D CH 86 F SL 88 F FF 95 S CU 82 1-3 ② K		1 SAFE F FC 91 X FC 92 0-1 ③ L1		4	0	0	0	0	3	2
Evan Gattis, R (1, 10)		C FF 96 S SL 88 B FF 96 F CU 83 B CH 87 S FF 97 2-3 ① K		C FF 96 B CH 86 B FF 96 F SL 88 S FF 96 2-3 ② K		F FF 96 S SL 87 S FF 96 0-3 ③ K			C FF 94 C KC 85 C KC 85 0-3 ① K	4	0	0	0	0	4	1
23 Chris Carter, R (1, 3)		X SL 87 0-0 ② G5-3		X FF 96 0-0 ③ F8			F FF 94 B FF 93 F SL 88 S CU 83 1-3 ① K		F FF 95 S FF 95 X KC 85 0-2 ② P3	4	0	0	0	0	1	0
15 Jason Castro, L (1, 2) OBP: 0.429, SLG: 0.200		C FF 96 B SL 88 B FF 96 S SL 89 B FF 97 B FF 97 4-2 8 1B BB			X FF 94 0-0 8 FC4-6 1B		B FF 95 B FF 94 C FF 94 B FF 94 B FF 93 4-1 8 1B BB		C KC 85 C KC 85 S KC 86 0-3 ③ K2-3	2	0	1	0	2	1	0
8 Jed Lowrie, S (1, 6) OBP: 0.500, SLG: 0.400		B FF 94 X FF 95 1-0 1-2 1B			B FF 92 B CH 85 F FF 95 C FF 93 B SL 86 X FF 94 3-2 ① FC4-6 28 S 1-2f		B FF 94 B FF 94 F FF 94 F FF 94 X FF 94 2-2 28 G4-6-3 1-2 1B			3	0	2	0	0	0	1
28 Colby Rasmus, L (1, 7) OBP: 0.333, SLG: 0.200 (9, 8)		C FF 94 X FF 94 0-1 ③ L8			B FF 94 B SL 85 F FF 95 1 SAFE C FF 94 F FF 95 F SL 86 S SL 86 2-3 ② K 1-2		X SI 90 0-0 ② ③ G4-6-3 1-2f			3	0	0	0	0	1	5
6 Jake Marisnick, R (1, 8) 19 Robbie Grossman, S (8, PH) (9, 7)			C FF 94 B CU 82 S SL 87 X FF 96 1-2 ① G3		X FF 93 0-0 ③ G5-3			F FC 93 C FC 93 B FC 94 C SL 81 1-3 ① K		2 1	0 0	0 0	0 0	0 0	0 1	1 0
Inning Stats	R: 0 H: 0 E: 0 LOB: 0 K: 2 BB: 0 S: 8 P: 12	R: 0 H: 1 E: 0 LOB: 2 K: 1 BB: 1 S: 10 P: 17	R: 0 H: 0 E: 0 LOB: 0 K: 1 BB: 0 S: 10 P: 17	R: 0 H: 0 E: 0 LOB: 0 K: 2 BB: 0 S: 7 P: 9	R: 0 H: 1 E: 0 LOB: 1 K: 1 BB: 0 S: 10 P: 15	R: 0 H: 1 E: 0 LOB: 1 K: 2 BB: 0 S: 12 P: 14	R: 0 H: 1 E: 0 LOB: 1 K: 1 BB: 1 S: 8 P: 15	R: 0 H: 0 E: 0 LOB: 1 K: 1 BB: 1 S: 7 P: 12	R: 0 H: 0 E: 0 LOB: 0 K: 2 BB: 0 S: 9 P: 9	1B: 3 SF: 0 2B: 1 SAC: 0 3B: 0 DP: 1 HR: 0 HBP: 0						WP: 0 PA: 33 PB: 0 SB: 1 CS: 0

	AB	30
	R	0
	H	4
	RBI	0
	BB	3
	SO	13
	LOB	10

PITCHER		IP	WLS	BF	H	R	ER	SO	BB	IBB	HBP	BLK	WP	HR	S	P	ERA	WHIP
59 Carlos Carrasco, R ERA:	(1, 1)	6.1	W	23	3	0	0	10	1	0	0	0	0	0	60	88	0.00	0.632
50 Nick Hagadone, L ERA:	(7, 1)	0.0		2	1	0	0	0	1	0	0	0	0	0	4	10	∞	∞
35 Marc Rzepczynski, L ERA:	(7, 1)	0.2	H	1	0	0	0	0	0	0	0	0	0	0	1	1	0.00	0.000
27 Bryan Shaw, R ERA:	(8, 1)	1.0	H	4	0	0	0	1	1	0	0	0	0	0	7	12	0.00	1.000
37 Cody Allen, R ERA:	(9, 1)	1.0	S	3	0	0	0	2	0	0	0	0	0	0	9	9	0.00	0.000

PITCHER		IP	WLS	BF	H	R	ER	SO	BB	IBB	HBP	BLK	WP	HR	S	P	ERA	WHIP

Batter	1	2	3	4	5	6	7	8	9	AB	R	H	RBI	BB	SO	LOB
24 Michael Bourn, L (1, 8) OBP: 0.231, SLG: 0.308	B FF 90 X FF 90 1-0 11 1B 22 SF7 2B	C CH 80 B SL 82 B FF 90 B CH 79 X FF 90 3-1 ③ F8		F FF 89 C SL 79 F CH 76 X FF 90 0-2 ③ L9		F FC 89 C CH 84 S CU 79 0-3 ③ K			C SI 91 B SI 92 B SI 92 X SI 91 2-1 22 FC4-6 1B	5	1	2	0	0	1	1
11 José Ramírez, S (1, 6) OBP: 0.273, SLG: 0.500	X FF 91 0-0 41 E 41 S 2-3 1B		B FF 88 C FF 89 C CH 78 X FF 90 1-2 ① G4-3		B FF 89 X FF 90 1-0 HR		B FC 87 C FC 86 B CH 82 B FC 87 C FC 88 B FC 88 4-2 22 G4-3 22 S 41 FC3 BB		C SI 89 B SI 92 B SI 92 X SI 90 2-1 L8 ①	4	2	2	1	1	0	1
22 Jason Kipnis, L (1, 4) OBP: 0.308, SLG: 0.500	X FF 92 0-0 SF7 ① 3-H		B FF 90 C FF 90 B SL 81 F CH 80 X FF 90 2-2 3B		C FF 90 B SL 80 F CH 79 B SL 80 F CH 79 F FF 89 B SL 81 X FF 90 3-2 10 FC4 41 BB 1B		B FC 88 C FC 87 C CU 80 X CU 78 1-2 ① G4-3 1-3		B SI 91 C SI 90 F SI 91 B SI 88 F SI 92 X SI 92 2-2 ② FC4-6 1-2f	4	0	2	1	0	0	2
41 Carlos Santana, S (1, 3) OBP: 0.385, SLG: 0.500	1 SAFE 1 SAFE C FF 90 C CH 80 1 SAFE B FF 91 B FF 91 D SL 84 S CH 79 3-3 ② K 1-3		B CH 78 B SL 81 B CH 79 F FF 89 B CH 77 4-1 BB		B FF 88 B FF 88 B CH 78 B FF 89 4-0 10 FC4 1-2 BB		C FC 89 B FF 89 F CU 80 X CH 84 1-2 FC3 44 G5-6-3 3-H		F SI 92 C SL 87 F SL 88 B SI 92 C SL 87 1-3 ③ K	3	0	0	1	2	2	2
44 Brandon Moss, L (1, 9)	B CH 79 C CH 80 B FF 91 B CH 81 X CH 81 3-1 ③ P3		C FF 90 B FF 90 F FF 89 B SL 81 D SL 81 F CH 78 F FF 90 X SL 81 3-2 ② P6		C CU 76 F CU 75 F CU 77 F FC 88 S CH 83 0-3 ① K		B FC 88 F FC 87 F CH 81 B CU 79 X CU 79 2-2 ②③ G5-6-3 1-2f			4	0	0	0	0	1	6
10 Yan Gomes, R (1, 10) OBP: 0.167, SLG: 0.250		C FF 90 B FC 87 X SL 81 1-1 55 1B 2B	X SL 81 0-0 ③ P4		B CU 76 S FC 87 X FC 88 1-1 ② FC4 1-2f 2-3			B FC 88 B FC 86 X FC 88 2-0 ① F8		4	1	1	0	0	0	4
7 David Murphy, L (1, 7) OBP: 0.250, SLG: 0.375		B FF 90 F CH 79 X FF 90 1-1 ① F9		C FF 89 X FF 89 0-1 ① G4-3	C FC 87 F CH 82 X CU 77 0-2 ③ L7			X FC 88 0-0 8 1B 2B		4	0	1	0	0	0	3
8 Lonnie Chisenhall, L (1, 5) OBP: 0.300, SLG: 0.222		B CH 79 C CH 78 B FF 91 S FF 90 C FF 91 2-3 ② K		B FF 89 B FC 85 X FF 89 2-0 ② F8		C FF 86 F FC 86 F CU 78 B CU 76 F CH 83 S FC 88 1-3 ① K		B FC 89 F FC 88 X CU 79 1-1 55 G5-4-3 2-3 1B		4	0	1	0	0	2	1
55 Roberto Pérez, R (1, 2) OBP: 0.500, SLG: 1.250		C SL 82 C FF 90 D SL 83 X FF 92 1-2 2-H 1B		C FF 90 F FC 85 B SL 80 B FF 89 B FF 90 F FF 91 X FF 91 3-2 HR		C CU 76 C CU 79 F FC 87 B CU 78 S CU 79 1-3 ② K		F CU 79 C FC 88 X CU 80 0-2 ②③ G5-4-3 1-2f		4	1	2	2	0	1	2
Inning Stats	R: 1 E: 1 K: 1 S: 8 H: 2 LOB: 1 BB: 0 P: 15	R: 1 E: 0 K: 1 S: 12 H: 2 LOB: 1 BB: 0 P: 20	R: 0 E: 0 K: 0 S: 13 H: 1 LOB: 2 BB: 1 P: 23	R: 1 E: 0 K: 0 S: 11 H: 1 LOB: 0 BB: 0 P: 16	R: 1 E: 0 K: 1 S: 16 H: 2 LOB: 2 BB: 1 P: 25	R: 0 E: 0 K: 3 S: 12 H: 0 LOB: 0 BB: 0 P: 14	R: 1 E: 0 K: 0 S: 11 H: 0 LOB: 0 BB: 1 P: 19	R: 0 E: 0 K: 0 S: 7 H: 2 LOB: 1 BB: 0 P: 10	R: 0 E: 0 K: 1 S: 12 H: 1 LOB: 1 BB: 0 P: 19	1B: 5 2B: 3 3B: 1 HR: 2 SF: 1 SAC: 0 DP: 2 HBP: 0						

TOP

Cleveland Indians @ Houston Astros

Minute Maid Park, Houston, TX

Thu Apr 09 2015, 1:12 PM - 4:19 PM CDT

Att. 22,593 - Roof Closed - 73 F

livebaseballscorecards.com

AB	36
R	5
H	11
RBI	5
BB	3
SO	7
LOB	22

PITCHER		IP	WLS	BF	H	R	ER	SO	BB	IBB	HBP	BLK	WP	HR	S	P	ERA	WHIP
59 Asher Wojciechowski, R ERA: 9.0	(1, 1)	4.0	L	22	8	4	4	2	2	0	0	0	0	2	50	88	9.00	2.500
45 Samuel Deduno, R ERA: 2.25	(5, 1)	4.0		14	2	1	1	4	1	0	0	0	0	0	40	54	2.25	0.750
50 Chad Qualls, R ERA:	(9, 1)	1.0		4	1	0	0	1	0	0	0	0	0	0	12	19	0.00	1.000

PITCHER	IP	WLS	BF	H	R	ER	SO	BB	IBB	HBP	BLK	WP	HR	S	P	ERA	WHIP

Cleveland Indians @ Houston Astros

Minute Maid Park, Houston, TX

Thu Apr 09 2015, 1:12 PM - 4:19 PM CDT

Att. 22,593 - Roof Closed - 73 F

BOTTOM

Batter	1	2	3	4	5	6	7	8	9	AB	R	H	RBI	BB	SO	LOB
27 Jose Altuve, R (1, 4) OBP: 0.167, SLG: 0.091	B FF 92 B FF 92 C FF 92 F FF 92 B FC 84 B FF 94 4-2 4 S BB	C FC 85 B FF 94 X FC 85 1-1 ③ P4			C FF 93 X FF 93 0-1 ③ P4			C SL 83 X FF 90 0-1 ① P5		3	0	0	0	1	0	2
4 George Springer, R (1, 9) OBP: 0.455, SLG: 0.375	1 SAFE C FC 83 C FC 84 B FF 93 1 SAFE D FC 86 B KC 77 S FC 86 3-3 ① K 1-2		F FF 92 C FC 83 B KC 77 C SI 92 1-3 ① K			B FC 81 B FF 92 F FC 84 F FC 82 B SI 95 B FF 94 4-2 18 S BB		S SL 84 B SL 84 B SL 84 B SL 84 B SL 84 4-1 BB		2	0	0	0	2	2	1
18 Luis Valbuena, L (1, 5)	B FF 95 B FF 93 B FF 94 C FF 94 F FF 94 B FF 94 4-2 BB		B CH 85 F FF 93 F FC 84 F SI 93 B CH 88 F FF 93 B CH 87 X FF 96 3-2 ② F8			F FF 93 S CH 86 B CH 86 D CU 78 F FF 93 F FF 94 B FC 87 X FF 94 3-2 ① P4 1-2		C FF 90 B SL 84 F FF 91 B CU 76 F SL 85 F CU 76 X CU 77 2-2 ② L9		3	0	0	0	1	0	2
Evan Gattis, R (1, 10)	B FC 86 S FC 86 S FF 93 S FF 93 1-3 ② K		B FC 85 S FF 94 B FF 94 S FC 86 C SI 94 2-3 ③ K			C FF 94 D SL 84 C FC 84 S CU 80 1-3 ② K2-3		C SL 83 F FF 90 B SL 83 S SL 82 1-3 ③ K		4	0	0	0	0	4	4
23 Chris Carter, R (1, 3)	S FC 85 S FC 84 B FF 93 S FF 94 1-3 ③ K			B FF 93 S FC 84 S FC 83 C FF 92 1-3 ① K		F FF 94 B FF 93 X FC 86 1-1 ③ G6-3			C FF 93 B FC 87 B FC 87 C FF 94 F FF 94 C SL 77 2-3 ① K	4	0	0	0	0	3	3
8 Jed Lowrie, S (1, 6) OBP: 0.400, SLG: 0.667		B FF 92 F FF 92 B FF 92 F FC 85 S CH 87 2-3 ① K		F FF 93 B FF 94 X CH 86 1-1 ② G3-1			B FF 89 F FF 88 S CH 82 S FF 91 1-3 ① K		S FF 94 X FF 94 0-1 HR	4	1	1	1	0	2	0
28 Colby Rasmus, L (1, 8) OBP: 0.250, SLG: 0.143 2 Jonathan Villar, S (7, PH) (8, 8)		F FF 93 B FF 92 B FC 84 S FC 86 C SI 93 2-3 ② K		F CH 86 B CH 86 F FF 93 C CH 87 1-3 ③ K			C SL 78 B SL 79 X FF 90 1-1 ② G5-3		B FF 95 F FF 94 X FC 88 1-1 ② P4	2 2	0 0	0 0	0 0	0 0	2 0	0 0
16 Hank Conger, L (1, 2)	B FF 93 C CH 85 F FF 93 B KC 77 F KC 77 B FF 94 F FF 94 F FC 85 D CH 89 4-2 19 BB				X CH 86 0-0 ① P2		C FF 89 F SL 80 B FF 90 B SL 79 F FF 89 B FF 90 B FF 88 4-2 BB		C FC 90 C FF 94 S SL 79 0-3 ③ K	2	0	0	0	2	1	0
19 Robbie Grossman, S (1, 7)	B FF 93 S CH 85 B FF 93 F CH 86 B SI 94 B FC 86 4-2 1-2 BB				B CH 86 F FF 92 B FF 92 F FC 83 C KC 77 2-3 ② K		C SL 78 F FF 89 B FF 89 B SL 76 F CH 80 C SL 77 2-3 ③ K			2	0	0	0	1	2	1

Inning Stats																																	
	R: 0	E: 0	K: 3	S: 13	H: 0	LOB: 2	BB: 2	P: 26	R: 0	E: 0	K: 2	S: 15	H: 0	LOB: 2	BB: 2	P: 28	R: 0	E: 0	K: 2	S: 11	H: 0	LOB: 0	BB: 0	P: 17	R: 0	E: 0	K: 2	S: 8	H: 0	LOB: 0	BB: 0	P: 11
	R: 0	E: 0	K: 1	S: 6	H: 0	LOB: 0	BB: 0	P: 8	R: 0	E: 0	K: 1	S: 12	H: 0	LOB: 1	BB: 1	P: 21	R: 0	E: 0	K: 2	S: 12	H: 0	LOB: 1	BB: 1	P: 20	R: 0	E: 0	K: 1	S: 11	H: 0	LOB: 1	BB: 1	P: 18
	R: 1	E: 0	K: 2	S: 11	H: 1	LOB: 0	BB: 0	P: 14	1B: 0	2B: 0	3B: 0	HR: 1	SF: 0	SAC: 0	DP: 0	HBP: 0	WP: 0	PB: 0	SB: 2	CS: 0	PA: 35											

PITCHER		IP	WLS	BF	H	R	ER	SO	BB	IBB	HBP	BLK	WP	HR	S	P	ERA	WHIP
47 Trevor Bauer, R	(1, 1)	6.0	W	23	0	0	0	11	5	0	0	0	0	0	65	111	0.00	0.833
ERA:																		
57 Kyle Crockett, L	(7, 1)	1.0		4	0	0	0	2	1	0	0	0	0	0	12	20	0.00	1.000
ERA:																		
48 Scott Atchison, R	(8, 1)	1.0		4	0	0	0	1	1	0	0	0	0	0	11	18	0.00	1.000
ERA:																		
50 Nick Hagadone, L	(9, 1)	1.0		4	1	1	1	2	0	0	0	0	0	1	11	14	9.00	1.000
ERA: 9.0																		

PITCHER	IP	WLS	BF	H	R	ER	SO	BB	IBB	HBP	BLK	WP	HR	S	P	ERA	WHIP

AB	28
R	1
H	1
RBI	1
BB	7
SO	16
LOB	13

livebaseballscorecards.com

Detroit Tigers @ Cleveland Indians

Progressive Field, Cleveland, OH

Fri Apr 10 2015, 4:12 PM - 7:46 PM EDT

Att. 35,789 - Sunny - 53 F

livebaseballscorecards.com

Batter	1	2	3	4	5	6	7	8	9	AB	R	H	RBI	BB	SO	LOB
12 Anthony Gose, L (1, 8) OBP: 0.471, SLG: 0.706	T SI 94 C FF 95 B SI 96 F FF 95 B SI 95 X FC 89 2-2 3 CS 1B	B FF 95 C FC 86 X FF 95 1-1 1-3 2-H 1B		B SI 92 B SI 93 C SI 93 S SI 95 S SI 95 2-3 ② K	B FF 85 C FF 87 B FF 87 C FF 87 C FF 88 2-3 ③ K		1 SAFE L SI 90 X SI 91 0-1 E1 3 3B 1-H		S FF 92 S FF 94 S FF 94 0-3 ② K	6	1	2	1	0	3	3
3 Ian Kinsler, R (1, 4) OBP: 0.400, SLG: 0.529	1 SAFE 1 SAFE D FC 87 C SI 94 S CU 80 F SI 96 T FF 95 1-2 ①② K 1-2	3 SAFE B FF 95 F SI 94 F FF 96 F SI 97 1 SAFE X SI 96 1-2 ③ L8		C FC 88 D SL 81 F SI 95 D SL 80 X SI 96 2-2 24 41 1B 1B 2-3		C FF 90 C SL 83 X FF 92 0-2 ① F7	B FC 91 B FC 91 C FC 90 X FC 90 2-1 3-H 3B		X FC 89 0-0 ③ F9	6	1	2	1	0	1	5
24 Miguel Cabrera, R (1, 3) OBP: 0.421, SLG: 0.375	C FF 96 S FC 90 B FF 94 B CU 84 X FF 97 2-2 41 1B 1B		C FC 88 B CU 79 B FC 87 B FF 92 F FF 95 X SI 95 3-2 52 1B 1B	S FC 90 X FC 90 0-1 28 S 41 1B 1-2 3-H 1B		X SL 84 0-0 ② F7	F FC 90 B FC 91 F FC 88 B SL 82 S SL 82 2-3 ③ K			5	0	3	1	0	1	1
41 Victor Martinez, S (1, 10) OBP: 0.444, SLG: 0.333	F FF 95 X FF 94 0-1 1-2 1B		D CU 78 C FC 88 C SI 96 D CU 82 F FF 95 F FC 89 S FC 88 2-3 ① K	D CU 78 X FC 87 1-0 1-2 2-H 1B		F FF 92 B FF 93 B FF 92 F FF 92 B SL 86 X FF 92 3-2 1B		C SL 84 B FF 90 B SL 86 F FF 90 X FF 90 2-2 ① G4-3		5	0	3	1	0	1	1
28 J.D. Martinez, R (1, 9) OBP: 0.222, SLG: 0.611	B SI 92 X FC 90 1-0 ③ L5		F FC 89 X FC 92 0-1 ② F9	B FF 91 B FF 94 S FC 87 C SI 94 B SI 95 T SI 96 3-2 ③ K 2-3		X FF 90 0-0 ③ F8		F SL 85 B CU 78 C FF 90 F FF 90 X CU 77 1-2 ② G6-3		5	0	0	0	0	1	6
52 Yoenis Cespedes, R (1, 7) OBP: 0.444, SLG: 0.667		C FF 94 X CU 80 0-1 ① G6-3	C FF 95 X FF 95 0-1 9 FC6-4 1-3 1B		X FF 94 0-0 9 HR 2B		L SL 82 F FF 90 X SL 83 0-2 1 WP 9 F8 1 1B 1B	C FF 91 C CU 77 B FF 90 B FF 90 X SL 85 2-2 ③ G6-3		5	2	3	0	0	0	0
9 Nick Castellanos, R (1, 5) OBP: 0.333, SLG: 0.571 17 Andrew Romine, S (9, PR) (9, 5)		X FC 88 0-0 1 1B 12 1B 1B	B FF 95 C FF 95 X SI 96 1-1 ③ FC6-4 1-2f		B FC 88 S FF 95 X FF 96 1-1 2-H HR		C FF 88 X FF 87 0-1 ① F8 1-2		C FF 93 B FC 89 F FF 94 F FF 95 B SL 78 B FF 94 F FF 93 B FF 93 4-2 1 1B BB	4 0	2 0	2 0	2 0	1 0	0 0	3 0
13 Alex Avila, L (1, 2) OBP: 0.563, SLG: 0.636		C SI 93 F FC 87 F FF 95 B CU 82 D CU 80 B FF 96 C FF 94 3-3 ② K		B CU 76 B SI 92 B SI 92 C SI 92 C SI 92 B FF 92 4-2 3 1B 1 SH5-3 24 1B BB	B FF 86 F FF 84 B SL 76 C FF 86 B FF 87 B FF 85 4-2 1 G5-4-3 BB		D SI 89 C SI 90 S SL 84 T SI 92 1-2 ② K		C FF 91 X FF 93 0-1 ① P5	3	1	0	0	2	2	3
1 Jose Iglesias, R (1, 6) OBP: 0.625, SLG: 0.667		F FC 88 B FF 95 X FC 88 1-1 12 1B 1-2 1B		X FC 85 0-0 ① SH5-3 1-2	B FF 85 C FF 85 B CH 79 X FF 86 2-1 ①② G5-4-3 1-2f		D SI 92 C SI 92 C SL 86 B SL 85 X SL 84 2-2 12 E 12 E 2-H 1B		B FF 92 C FF 93 B FF 94 B FF 92 C FF 92 X FF 93 3-2 1-2 1B	4	1	3	1	0	0	1
Inning Stats	R: 0 E: 0 K: 1 S: 14 H: 3 LOB: 2 BB: 0 P: 20	R: 1 E: 0 K: 1 S: 15 H: 3 LOB: 2 BB: 0 P: 21	R: 0 E: 0 K: 1 S: 14 H: 2 LOB: 2 BB: 0 P: 20	R: 2 E: 0 K: 2 S: 15 H: 3 LOB: 2 BB: 1 P: 27	R: 2 E: 0 K: 1 S: 10 H: 2 LOB: 0 BB: 1 P: 19	R: 0 E: 0 K: 0 S: 8 H: 1 LOB: 1 BB: 0 P: 11	R: 3 E: 1 K: 2 S: 18 H: 3 LOB: 1 BB: 0 P: 25	R: 0 E: 0 K: 0 S: 10 H: 0 LOB: 0 BB: 0 P: 15	R: 0 E: 0 K: 1 S: 13 H: 1 LOB: 2 BB: 1 P: 20	1B: 15 2B: 1 3B: 1 HR: 1 SF: 0 SAC: 1 DP: 1 HBP: 0						

TOP	
AB	43
R	8
H	18
RBI	7
BB	3
SO	9
LOB	23

WP: 1 PA: 47
PB: 0
SB: 1
CS: 1

PITCHER		IP	WLS	BF	H	R	ER	SO	BB	IBB	HBP	BLK	WP	HR	S	P	ERA	WHIP
34 Zach McAllister, R ERA: 11.25	(1, 1)	4.0	L	25	13	5	5	5	1	0	0	0	0	1	61	92	11.25	3.500
57 Kyle Crockett, L ERA:	(5, 1)	1.0		3	0	0	0	1	1	0	0	0	0	0	7	15	0.00	1.000
51 Anthony Swarzak, R ERA: 6.75	(6, 1)	1.1		6	2	1	1	0	0	0	0	0	0	0	13	16	6.75	1.500
35 Marc Rzepczynski, L ERA:	(7, 1)	0.1		3	1	1	0	1	0	0	0	0	1	0	8	11	0.00	3.000
27 Bryan Shaw, R ERA:	(7, 1)	0.1		2	1	1	0	1	0	0	0	0	0	0	5	9	0.00	3.000

PITCHER		IP	WLS	BF	H	R	ER	SO	BB	IBB	HBP	BLK	WP	HR	S	P	ERA	WHIP
48 Scott Atchison, R ERA:	(8, 1)	1.0		3	0	0	0	0	0	0	0	0	0	0	10	15	0.00	0.000
50 Nick Hagadone, L ERA: 4.5	(9, 1)	1.0		5	1	0	0	1	1	0	0	0	0	0	13	20	0.00	2.000

Detroit Tigers @ Cleveland Indians

Progressive Field, Cleveland, OH

Fri Apr 10 2015, 4:12 PM - 7:46 PM EDT

Att. 35,789 - Sunny - 53 F

BOTTOM

livebaseballscorecards.com

Batter	1	2	3	4	5	6	7	8	9	AB	R	H	RBI	BB	SO	LOB
24 Michael Bourn, L (1, 8) OBP: 0.333, SLG: 0.353	C SI 92 X SI 92 0-1 23 CS 1B		1 SAFE 1 SAFE 1 SAFE B SI 92 1 SAFE F SI 91 P PO 83 F FS 80 S FC 84 2-3 ③ K			B FS 79 X SI 91 1-0 22 1B 23 2B 1B		B FC 82 B FF 86 B FF 86 C FF 87 C FF 86 B FF 87 4-2 41 2B BB	B FF 91 B FF 91 C FF 91 C FF 90 C FF 91 2-3 ③ K	4	2	2	0	1	2	3
22 Jason Kipnis, L (1, 4) OBP: 0.294, SLG: 0.438	C SI 91 B FS 81 1 SAFE X FS 80 1-1 ① F8			X SI 91 0-0 ① L1		B SI 91 C FS 78 X FS 81 1-1 23 2B 41 1B 1-3 1B		F FF 87 F CU 73 B FF 88 B FC 83 F FC 82 X FF 88 2-2 ① P5		4	1	1	0	0	0	2
23 Michael Brantley, L (1, 7) OBP: 0.125, SLG: 0.250	1 SAFE C SI 91 C FS 79 B CU 78 X CU 76 1-2 ②③ F7 1-2			C SI 92 B EP 59 B EP 63 X FC 83 2-1 ② F9		X SI 92 0-0 41 1B 44 1B 1-3 3-H 2B		B FC 83 C FC 82 X CU 74 1-1 ② L7		4	1	1	1	0	0	2
41 Carlos Santana, S (1, 3) OBP: 0.471, SLG: 0.615		C SI 91 B FS 80 F CU 74 B FS 80 B FS 81 B SI 93 4-2 44 G5-6-3 BB	C EP 75 L CU 72 B CU 75 C FC 85 1-3 ③ K			C CU 74 X SI 93 0-1 44 1B 2-3 3-H 1B		B FF 86 X CH 77 1-0 1-H 2B		3	0	2	2	1	1	0
44 Brandon Moss, L (1, 10) OBP: 0.133, SLG: 0.071		B SI 92 B FS 82 F SI 92 X SI 93 2-1 ①② G5-6-3 1-2f			C FS 79 B CU 71 C SI 91 B CU 74 B FC 86 F SI 92 X SI 93 3-2 ① F7	X FS 79 0-0 10 G5-4-3 1-2 3-H 1B		F FC 83 X FC 82 0-1 ③ P4		4	0	1	1	0	0	2
10 Yan Gomes, R (1, 2) OBP: 0.188, SLG: 0.250		C SI 94 X FC 86 0-1 ③ F7			X FC 86 0-0 ② L5	F SL 82 B SI 90 F SL 82 F SI 90 B SI 89 B SL 82 X SL 82 3-2 ②③ G5-4-3 1-2f			C FF 92 F CU 78 B FF 94 B SL 85 F SL 84 X FF 92 2-2 11 1B	4	0	1	0	0	0	2
7 David Murphy, L (1, 9) OBP: 0.400, SLG: 0.444 4 Mike Aviles, R (7, PH) OBP: 0.400, SLG: 1.000 (8, 5)			C SI 92 B FS 81 B FS 80 X SI 92 2-1 11 FC4-6 1B		C CU 72 B EP 64 F FS 82 B FC 86 B EP 58 B FS 81 4-2 8 WP BB		B FF 87 C FF 87 B FC 83 B FF 87 X FF 87 3-1 ① F7		B SL 84 C SL 84 B SL 86 S CU 77 S CU 79 2-3 ① K	1 2	0 0	1 0	0 0	1 1	0 1	0 1
8 Lonnie Chisenhall, L (1, 5) OBP: 0.250, SLG: 0.182 9 Ryan Raburn, R (7, PH) (8, 9)			B SI 90 F SI 90 F SI 92 F FS 78 B FS 80 F SI 92 T FC 87 2-2 ① K		B SI 91 F SI 93 X CU 71 1-1 ③ G3-1 1-2		B FF 88 X FF 88 1-0 ② F8		D FF 92 B SL 82 F SL 84 B FF 91 S CU 76 C SL 83 3-3 ② K	2 2	0 0	0 0	0 0	0 0	1 1	2 1
11 José Ramírez, S (1, 6) OBP: 0.267, SLG: 0.429			X SI 92 0-0 ② FC4-6 1-2f			C SI 90 C SI 91 X CU 73 0-2 ① L8	C FF 87 B FC 84 S CH 78 B CU 76 C FF 88 2-3 ③ K		C FF 90 C CU 78 X SL 85 0-2 1-2 1B	4	0	1	0	0	1	1

	AB	34
	R	4
	H	10
	RBI	4
	BB	3
	SO	7
	LOB	16

Inning Stats	1	2	3	4	5	6	7	8	9
	R: 0 E: 0 K: 0 S: 7	H: 1 LOB: 0 BB: 0 P: 9	R: 0 E: 0 K: 0 S: 6	H: 0 LOB: 0 BB: 1 P: 12	R: 0 E: 0 K: 2 S: 12	H: 1 LOB: 1 BB: 1 P: 17	R: 0 E: 0 K: 1 S: 6	H: 0 LOB: 0 BB: 0 P: 9	R: 0 E: 0 K: 0 S: 9	H: 0 LOB: 1 BB: 1 P: 17
	R: 3 E: 0 K: 0 S: 14	H: 5 LOB: 1 BB: 0 P: 19	R: 0 E: 0 K: 1 S: 6	H: 0 LOB: 0 BB: 0 P: 12	R: 1 E: 0 K: 0 S: 11	H: 1 LOB: 1 BB: 1 P: 19	R: 0 E: 0 K: 3 S: 16	H: 2 LOB: 2 BB: 0 P: 25	1B: 8 2B: 2 3B: 0 HR: 0	SF: 0 SAC: 0 DP: 2 HBP: 0

WP: 1 PA: 37
PB: 0
SB: 0
CS: 1

PITCHER		IP	WLS	BF	H	R	ER	SO	BB	IBB	HBP	BLK	WP	HR	S	P	ERA	WHIP
31 Alfredo Simon, R ERA: 5.06	(1, 1)	5.1	W	23	7	3	3	3	2	0	0	0	1	0	50	76	5.06	1.688
62 Al Alburquerque, R ERA:	(6, 1)	0.2	H	1	0	0	0	0	0	0	0	0	0	0	4	7	0.00	0.000
65 Blaine Hardy, L ERA: 4.5	(7, 1)	2.0		8	1	1	1	1	1	0	0	0	0	0	17	31	4.50	1.000
44 Joba Chamberlain, R ERA:	(9, 1)	0.2		4	2	0	0	2	0	0	0	0	0	0	13	20	0.00	3.000
38 Joakim Soria, R ERA:	(9, 1)	0.1	S	1	0	0	0	1	0	0	0	0	0	0	3	5	0.00	0.000

PITCHER	IP	WLS	BF	H	R	ER	SO	BB	IBB	HBP	BLK	WP	HR	S	P	ERA	WHIP

Batter	1	2	3	4	5	6	7	8	9	AB	R	H	RBI	BB	SO	LOB
12 Anthony Gose, L (1, 8) OBP: 0.450, SLG: 0.800 20 Rajai Davis, R (7, PH) (7, 8)	C SI 91 X SI 92 0-1 HR	C SL 88 S CH 83 B CU 82 F SI 93 C CU 82 1-3 ③ K 1-2			L CU 84 B FF 92 1 SAFE S SL 88 B SI 92 1 SAFE S SL 88 2-3 ① K		B FC 91 X FC 90 1-0 ② L9		B KC 83 B FF 93 B FF 94 C FF 94 C FF 94 B FF 95 4-2 24 1B 3 1B 28 FC3-2 1-2 BB	3 1 1 1 0 2 2 1 0 0 0 1 0 2					
3 Ian Kinsler, R (1, 4) OBP: 0.480, SLG: 0.591	B SI 92 F SL 88 X SI 90 1-1 24 1B 41 G5-6-3 1B	C SL 88 B CU 81 C SI 93 X FF 93 1-2 ② 1-2 1B	C SL 91 B SI 92 B SL 86 F SL 88 S CU 82 2-3 ① K		C SL 88 B CU 81 C SI 93 X FF 93 1-2 ② 1-2 1B		X FC 91 0-0 24 1B 41 1B 1-3 2-H 1B		F FF 94 D KC 86 F FF 94 X FF 94 1-2 28 FC3-2 24 1B 52 2B 1-2 2-H 1B	5 3 4 2 0 1 0					
24 Miguel Cabrera, R (1, 3) OBP: 0.500, SLG: 0.476	1 SAFE C SI 91 B SI 91 1 SAFE S SL 90 X SI 92 1-2 41 G5-6-3 1-3 1B		B CU 83 C SI 93 F CU 81 F CU 84 B SL 89 X FF 93 2-2 1B		X SL 87 0-0 ③ F8		F FC 93 D SL 80 X FC 91 1-1 41 1B 1-2 3-H 1B		C KC 84 B FF 93 X FF 94 1-1 28 FC3-2 52 2B 1-2 2-3 1B	5 1 4 1 0 0 1					
41 Victor Martinez, S (1, 10) OBP: 0.409, SLG: 0.316 26 Hernán Pérez, R (7, PR) (7, 10)	X SI 92 0-0 ①② G5-6-3 1-2f 3-H	D CH 83 X SL 87 1-0 ② F8				C CH 83 B SI 92 B CH 84 B SL 89 F SI 92 S SI 92 3-3 ① K	B FC 92 B FC 91 S FC 91 2 SAFE B FC 90 S FC 91 X FC 92 3-2 1-2 2-H 1B		S KC 84 F KC 84 F FF 93 B KC 84 B KC 85 X KC 84 2-2 ① L9	4 0 1 1 0 1 2 1 0 0 0 0 0 3					
28 J.D. Martinez, R (1, 9) OBP: 0.217, SLG: 0.522	F SL 87 X SL 88 0-1 1B		B SI 92 S SI 92 S CU 81 S SL 88 1-3 ③ K			B SI 93 F SI 93 B CU 82 F SL 88 F CU 83 F SI 94 X CU 84 2-2 ② F9	X FF 89 0-0 ③ L6		B FF 93 C FF 94 X FF 93 1-1 ② FC3-2 52 2B 34 BB 1-2 2-3 3-Hf	5 1 1 0 0 1 6					
52 Yoenis Cespedes, R (1, 7) OBP: 0.391, SLG: 0.609	C SI 93 S CU 81 F SI 93 S FF 91 0-3 ③ K2-3			B SI 90 S SL 86 B SI 91 B SI 91 X SI 91 3-1 ① G1-3		B SL 87 B CU 82 C SI 93 B SI 93 X SL 89 3-1 ③ G4-3		C FF 91 S SL 82 B FF 91 X FF 92 1-2 ① G5-3	C KC 84 S KC 84 X FF 93 0-2 34 BB 1-3 2-H 3-H 2B	5 0 1 2 0 1 1					
9 Nick Castellanos, R (1, 5) OBP: 0.304, SLG: 0.444 1 Jose Iglesias, R (9, PR) OBP: 0.625, SLG: 0.667 (9, 6)		C SI 92 B SI 91 S SL 88 C CU 81 1-3 ① K		C CU 80 B SI 92 C SI 91 B SL 87 F SI 92 F CU 82 X CU 83 2-2 ② G6-3			B SI 91 C SL 87 B SI 92 S SL 88 S SL 90 2-3 ① K	S SL 84 C FF 92 F SL 84 F FF 91 B FF 93 X FF 92 1-2 ② G4-3	C FF 93 D KC 84 B KC 84 B FF 92 I IN 59 4-1 34 BB IBB	4 0 0 0 1 2 0 0 0 0 0 0 0 0					
13 Alex Avila, L (1, 2) OBP: 0.500, SLG: 0.538 34 James McCann, R (7, PH) OBP: 0.750, SLG: 0.667 (7, 2)		B SI 93 S CH 84 S SL 90 B SI 93 S CU 83 2-3 ② K		B SI 92 B SL 87 F SI 92 S SL 87 B SL 89 S SL 88 3-3 ③ K			C SI 92 B CH 85 B CH 86 X SI 92 2-1 17 BB 3 1B 1B	C SL 84 X SL 83 0-1 ③ G6-3	B FF 87 F FF 86 B FF 88 B FF 87 B FF 87 4-1 1-2 2-3 3-H BB	2 0 0 0 0 2 0 2 1 1 1 1 0 0					
17 Andrew Romine, S (1, 6) OBP: 0.800, SLG: 0.500 (9, 5)		C SL 86 X SI 91 0-1 12 S 1B			C FF 90 F SL 87 B CU 82 B SI 91 F SI 92 B SL 88 B SI 90 4-2 3 CS BB		F SI 92 B SI 93 D SL 87 D SI 91 B SI 92 4-1 3 1B 24 1B 1-2 BB		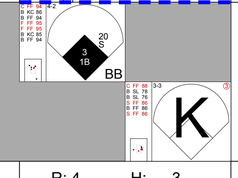	2 2 1 0 3 1 3					
Inning Stats	R: 2 E: 0 K: 1 S: 14 H: 4 LOB: 1 BB: 0 P: 16	R: 0 E: 0 K: 3 S: 12 H: 1 LOB: 1 BB: 0 P: 16	R: 0 E: 0 K: 2 S: 11 H: 1 LOB: 1 BB: 0 P: 17	R: 0 E: 0 K: 1 S: 10 H: 0 LOB: 0 BB: 0 P: 18	R: 0 E: 0 K: 1 S: 10 H: 1 LOB: 1 BB: 1 P: 17	R: 0 E: 0 K: 1 S: 10 H: 0 LOB: 0 BB: 0 P: 18	R: 3 E: 0 K: 1 S: 14 H: 4 LOB: 2 BB: 1 P: 27	R: 0 E: 0 K: 0 S: 10 H: 0 LOB: 0 BB: 0 P: 12	R: 4 E: 0 K: 1 S: 24 H: 3 LOB: 3 BB: 4 P: 48	1B: 12 2B: 1 3B: 0 HR: 1 SF: 0 SAC: 0 DP: 1 HBP: 0						

PITCHER		IP	WLS	BF	H	R	ER	SO	BB	IBB	HBP	BLK	WP	HR	S	P	ERA	WHIP
28 Corey Kluber, R ERA: 2.63	(1, 1)	6.1		25	7	2	2	10	1	0	0	0	0	1	70	107	2.84	1.263
35 Marc Rzepczynski, L ERA: 18.0	(7, 1)	0.0		2	1	0	0	0	1	0	0	0	0	0	3	9	∞	∞
27 Bryan Shaw, R ERA: 5.4	(7, 1)	0.1	B	4	3	3	3	0	0	0	0	0	0	0	7	12	81.00	9.000
48 Scott Atchison, R ERA:	(7, 1)	0.1		1	0	0	0	0	0	0	0	0	0	0	1	1	0.00	0.000
51 Anthony Swarzak, R ERA: 3.86	(8, 1)	1.0		3	0	0	0	0	0	0	0	0	0	0	10	12	0.00	0.000

PITCHER		IP	WLS	BF	H	R	ER	SO	BB	IBB	HBP	BLK	WP	HR	S	P	ERA	WHIP
37 Cody Allen, R ERA: 21.6	(9, 1)	0.2	L	8	3	4	4	0	2	1	0	0	0	0	20	37	54.00	7.500
57 Kyle Crockett, L ERA:	(9, 1)	0.1		2	0	0	0	1	1	0	0	0	0	0	4	11	0.00	3.000

TOP

Detroit Tigers @ Cleveland Indians

Progressive Field, Cleveland, OH

Sat Apr 11 2015, 4:11 PM - 8:26 PM EDT

Att. 23,161 - Sunny - 53 F

livebaseballscorecards.com

AB	39
R	9
H	14
RBI	8
BB	6
SO	11
LOB	20

1B: 12	SF: 0	WP: 0	PA: 45
2B: 1	SAC: 0	PB: 0	
3B: 0	DP: 1	SB: 2	
HR: 1	HBP: 0	CS: 1	

Detroit Tigers @ Cleveland Indians

Progressive Field, Cleveland, OH

Sat Apr 11 2015, 4:11 PM - 8:26 PM EDT

Att. 23,161 - Sunny - 53 F

livebaseballscorecards.com

BOTTOM

Batter	1	2	3	4	5	6	7	8	9	AB	R	H	RBI	BB	SO	LOB
24 Michael Bourn, L (1, 8) OBP: 0.261, SLG: 0.273	C FF 89 B SI 91 S FF 92 X SI 92 1-2 G6-3		L SI 94 C SI 94 X SI 94 0-2 1-2f FC6-4		B KC 79 X FF 94 1-0 F7		B SL 76 F SI 90 1 SAFE F FF 90 S SL 78 1-3 K		B FF 90 X FC 90 1-0 G3	5	0	0	0	0	1	3
4 Mike Aviles, R (1, 7) OBP: 0.400, SLG: 0.667	C SI 91 B SI 92 B SI 92 B FF 93 X FF 92 3-1 F9		1 SAFE S CH 84 1 SAFE 1 SAFE 1 SAFE F SI 93 F FF 94 F FF 94 D FC 88 3-2 B FC 89 F CH 86 F FF 94 B SI 93 X SI 95 G4-3			C CH 84 B CH 84 B CH 84 B CH 84 B SI 93 4-1 10 E 41 BB 9 SF8 BB	1 SAFE B SI 89 C SI 89 X SI 88 1-1 1-2f G4-6-3		C FC 90 B FF 90 X FF 90 1-1 22 DI 22 1B 1B	4	2	1	0	1	0	2
22 Jason Kipnis, L (1, 4) OBP: 0.318, SLG: 0.429	B SI 94 X SI 93 1-0 F8			X SI 91 0-0 1B		C SI 94 B FC 87 B FF 94 F FF 94 X FF 95 2-2 L8		C SL 78 B SL 83 X FF 90 1-1 F8	C CH 80 C FF 90 F FF 90 F CH 83 F FC 90 F CU 70 X CH 80 0-2 41 DI 1-H 1B	5	0	2	1	0	0	1
41 Carlos Santana, S (1, 3) OBP: 0.500, SLG: 0.563		C FF 92 B SI 93 B FC 85 F SI 94 B CH 85 X FF 94 3-2 1B		C SI 92 F CH 84 B FF 93 B FC 88 S FF 93 2-3 K		C CH 85 B SI 94 C SI 95 F SI 95 B FC 89 B CH 86 B SI 93 4-2 9 SF8 10 E 40 2B 1-2 BB		B SL 81 S SI 90 B SI 90 S SL 82 F SI 90 F SL 84 B SI 89 B SL 82 4-2 44 BB 40 2B BB	C FF 91 F CU 70 B CU 70 X FC 91 1-2 1-3 G4-3	3	2	1	0	2	1	2
10 Yan Gomes, R (1, 2) OBP: 0.150, SLG: 0.200 55 Roberto Pérez, R (9, 2) OBP: 0.500, SLG: 1.250		F SI 92 S SI 94 B SI 95 B SI 95 F CH 85 S FF 95 2-3 K		1 SAFE 1 SAFE C SI 93 B FF 94 S SI 94 B FC 89 T FF 94 2-2 K		F CH 86 X CH 85 0-1 FC1 40 2B 1-2 2-3		X SL 80 0-0 F9		4	1	0	0	0	2	5
9 Ryan Raburn, R (1, 10) 44 Brandon Moss, L (8, PH) OBP: 0.188, SLG: 0.071 (9, 10)		C CH 86 S SI 96 B SI 94 C SI 96 1-3 K		1 SAFE B CH 83 F CH 84 S FF 94 B FF 94 X FF 94 2-2 F8		F CH 86 X CH 85 0-1 SF8 2-3 3-H		B FF 92 B FF 93 C FF 92 B FF 93 B FF 92 4-1 40 2B 1-2 BB		0	0	0	0	0	0	0
										2	0	0	1	0	1	2
										0	1	0	0	1	0	0
40 Jerry Sands, R (1, 9) OBP: 0.750, SLG: 1.250		S FF 95 B KC 80 S FF 95 C SI 96 1-3 K			S SI 92 B SI 93 B CH 84 F SI 93 B SI 94 F SI 94 X SI 94 3-2 1B	F SI 94 B SI 94 F SI 94 X SI 94 1-2 1-H 3-H 2B		B SL 87 F FF 93 B SI 93 F SI 92 F SL 89 X FF 94 2-2 1-H 2-H 2B		4	0	3	4	0	1	1
8 Lonnie Chisenhall, L (1, 5) OBP: 0.188, SLG: 0.133			B SI 92 X SI 94 1-0 F8		X SI 93 0-0 F9	C SL 78 X SI 91 0-1 G4-3		B FF 94 C FF 94 F SL 88 B SL 88 X SL 88 2-2 G3		4	0	0	0	0	0	3
11 José Ramírez, S (1, 6) OBP: 0.316, SLG: 0.412			B SI 93 B SI 93 B SI 94 B FF 94 4-0 24 FC6-4 BB		F SI 92 S FF 94 S FF 95 0-3 K		C SI 88 B SI 89 L SL 77 F SI 90 F SI 90 X SL 78 1-2 4 G4-6-3 1B		C FF 89 C FC 90 B FF 90 B FF 91 S CU 68 2-3 K	3	0	1	0	1	2	1
Inning Stats	R: 0 E: 0 K: 0 S: 6 H: 0 LOB: 0 BB: 0 P: 11	R: 0 E: 0 K: 3 S: 13 H: 1 LOB: 1 BB: 0 P: 20	R: 0 E: 0 K: 0 S: 11 H: 0 LOB: 1 BB: 1 P: 19	R: 0 E: 0 K: 2 S: 10 H: 1 LOB: 1 BB: 0 P: 16	R: 0 E: 0 K: 1 S: 9 H: 1 LOB: 1 BB: 0 P: 13	R: 3 E: 1 K: 0 S: 16 H: 1 LOB: 1 BB: 2 P: 27	R: 0 E: 0 K: 1 S: 10 H: 1 LOB: 0 BB: 0 P: 13	R: 2 E: 0 K: 0 S: 15 H: 1 LOB: 1 BB: 2 P: 28	R: 1 E: 0 K: 1 S: 16 H: 2 LOB: 1 BB: 0 P: 21	1B: 6 2B: 2 3B: 0 HR: 0 SF: 1 SAC: 0 DP: 1 HBP: 0						

	AB	34
	R	6
	H	8
	RBI	6
	BB	5
	SO	8
	LOB	20

PITCHER		IP	WLS	BF	H	R	ER	SO	BB	IBB	HBP	BLK	WP	HR	S	P	ERA	WHIP
14 David Price, L ERA:	(1, 1)	5.2		25	4	3	0	6	3	0	0	0	0	0	63	104	0.00	1.235
32 Tom Gorzelanny, L ERA:	(6, 1)	1.2		5	1	0	0	1	0	0	0	0	0	0	14	18	0.00	0.600
62 Al Alburquerque, R ERA: 5.4	(8, 1)	0.1	H	2	0	0	0	0	1	0	0	0	0	0	5	9	0.00	3.000
46 Ian Krol, L ERA: 6.75	(8, 1)	0.1	W	3	1	2	2	0	1	0	0	0	0	0	8	16	54.00	6.000
38 Joakim Soria, R ERA: 5.4	(9, 1)	1.0		5	2	1	1	1	0	0	0	0	0	0	16	21	9.00	2.000

PITCHER	IP	WLS	BF	H	R	ER	SO	BB	IBB	HBP	BLK	WP	HR	S	P	ERA	WHIP

Detroit Tigers @ Cleveland Indians

Progressive Field, Cleveland, OH

Sun Apr 12 2015, 1:12 PM - 4:24 PM EDT

Att. 19,555 - Sunday - 60 F

livebaseballscorecards.com

Batter	1	2	3	4	5	6	7	8	9	AB	R	H	RBI	BB	SO	LOB
20 Rajai Davis, R (1, 8) OBP: 0.455, SLG: 0.143	B SI 87 B SI 88 C SI 86 F SI 87 B SI 88 B SI 88 4-2 24 S 3 1B 24 E BB	T SI 89 B SL 82 B SI 88 X SI 87 2-1 3 S 24 1B 1B	C FF 96 F FF 96 B SL 86 F SL 86 B SL 86 B FF 96 B FF 96 4-2 3 FC6-4 BB			B FF 85 C FC 82 C SI 85 F CU 72 C FC 82 1-3 ① K		1 SAFE X FC 86 0-0 ①② G6-4-3 1-2f		3	2	1	0	2	1	1
3 Ian Kinsler, R (1, 4) OBP: 0.500, SLG: 0.560	C SI 87 C CH 81 D CH 80 F SL 82 1 SAFE D SL 82 X SI 89 2-2 24 S 24 HR 1-2 1B	1 SAFE F CH 85 B SI 88 1 SAFE B CH 81 F CH 81 B SL 84 D SL 83 4-2 41 BB 24 1B 28 1B 1-2 BB	B FF 96 1 SAFE X FF 95 1-0 ③ FC6-4 1-2f			F FC 84 B FC 84 B FC 82 X FC 85 2-1 ② G6-3		B FC 84 B CU 73 F FF 86 F FF 86 B FC 84 B SI 86 4-2 24 IBB BB		3	2	1	0	2	0	1
24 Miguel Cabrera, R (1, 3) OBP: 0.586, SLG: 0.840	C SI 88 B CH 80 X CH 81 1-1 1-H 2-H HR	C SL 82 B SL 82 S SL 81 X SL 83 1-2 41 BB 28 1B 1-2 2-H 1B		C CH 86 X CH 87 0-1 HR		B FC 84 F FC 84 B CU 72 X FC 84 2-1 2B		I IN 72 I IN 73 I IN 71 I IN 71 4-0 1-2 IBB		4	3	4	4	1	0	0
41 Victor Martinez, S (1, 10) OBP: 0.444, SLG: 0.286	F SI 87 F SI 88 H SI 87 1-2 28 1B HBP	B CH 80 B SI 88 B SI 88 B SI 87 4-0 28 1B 1-2 2-3 BB		B FF 95 X FF 96 1-0 ① G6-3		I IN 64 I IN 66 I IN 65 I IN 64 4-0 IBB		D CH 81 C CH 80 B FF 86 S CH 80 X CH 81 2-2 ③ G4-3		2	0	0	0	2	0	2
28 J.D. Martinez, R (1, 9) OBP: 0.286, SLG: 0.643	B CH 80 B SI 87 S CH 81 X SI 90 2-1 34 FC5-4 1-2 1B	B CU 77 B SI 88 B SI 88 X SI 87 3-0 1-2 2-H 3-H 1B		C SL 87 S SL 87 B SL 88 S SL 87 1-3 ② K		C FC 85 S CU 73 B CU 73 C FF 86 1-3 ③ K			C CU 72 S CU 70 X FF 86 0-2 HR	5	1	3	3	0	2	2
52 Yoenis Cespedes, R (1, 7) OBP: 0.321, SLG: 0.500	C SI 88 B SL 81 C SL 82 F SL 82 B SI 88 S SL 83 2-3 ① K	S SL 86 X SL 85 0-1 ② F6		B FF 96 C SL 86 X SL 86 1-1 ③ G5-3			C FC 84 X CH 81 0-1 ① G5-3		B FF 86 B FC 82 F FC 83 F FC 83 S CU 73 2-3 ① K	5	0	0	0	0	2	4
9 Nick Castellanos, R (1, 5) OBP: 0.286, SLG: 0.435 17 Andrew Romine, S (9, 5) OBP: 0.800, SLG: 0.500	F SI 90 S SL 82 D SL 82 C SI 88 1-3 ② K	S SL 86 F FF 96 X SL 87 0-2 ③ F9			C FF 94 S SL 87 B FF 97 F SL 87 B SL 85 X SL 85 2-2 34 P4 2B		X FF 86 0-0 ② F8		S FC 83 S FC 84 F FC 83 C CH 81 0-3 ② K	5 0	0 0	1 0	0 0	0 0	2 0	4 0
34 James McCann, R (1, 2) OBP: 0.333, SLG: 0.250	C SI 89 F SI 89 X SL 82 0-2 ③ FC5-4 1-2f		X FF 96 0-0 ① G5-3		B FF 87 D FC 84 B FF 87 C SI 85 X FF 87 3-1 ①② P4 2-3		C FF 87 B CU 72 X FC 84 1-1 ③ F9		F FC 84 X CU 71 0-1 ③ G1-3	5	0	0	0	0	0	3
1 Jose Iglesias, R (1, 6) OBP: 0.550, SLG: 0.579		C SI 87 B CH 80 B SL 81 B SI 88 C SI 87 X SI 88 3-2 ① G4-3	C FF 96 X SL 86 0-1 ② L4		C FC 85 B FC 85 X FF 87 1-1 ③ P3			C FC 83 B FC 83 L FF 85 X FC 84 1-2 20 G6-4-3 1B		4	0	1	0	0	0	0

	AB	R	H	RBI	BB	SO	LOB
	36	8	11	7	7	7	17

Inning Stats	1	2	3	4	5	6	7	8	9
	R: 3 E: 0 K: 2 S: 22	H: 3 LOB: 2 BB: 1 P: 35	R: 3 E: 0 K: 0 S: 16	H: 3 LOB: 2 BB: 2 P: 33	R: 0 E: 0 K: 0 S: 7	H: 0 LOB: 1 BB: 1 P: 12	R: 1 E: 0 K: 1 S: 8	H: 1 LOB: 0 BB: 0 P: 11	R: 0 E: 0 K: 0 S: 8	H: 1 LOB: 0 BB: 0 P: 14	R: 0 E: 0 K: 2 S: 11	H: 1 LOB: 2 BB: 1 P: 21	R: 0 E: 0 K: 0 S: 5	H: 0 LOB: 0 BB: 0 P: 6	R: 0 E: 0 K: 0 S: 9	H: 1 LOB: 2 BB: 2 P: 20	R: 1 E: 0 K: 2 S: 12	H: 1 LOB: 0 BB: 0 P: 14

	1B: 6	SF: 0
	2B: 2	SAC: 0
	3B: 0	DP: 1
	HR: 3	HBP: 1

WP: 0	PA:	44
PB: 0		
SB: 4		
CS: 0		

PITCHER		IP	WLS	BF	H	R	ER	SO	BB	IBB	HBP	BLK	WP	HR	S	P	ERA	WHIP
58 TJ House, L ERA: 40.5	(1, 1)	1.1	L	14	6	6	6	2	3	0	1	0	0	1	33	63	40.50	6.750
49 Austin Adams, R ERA: 3.38	(2, 1)	2.2		11	2	1	1	1	1	0	0	0	0	1	24	34	3.38	1.125
38 Shaun Marcum, R ERA: 1.8	(5, 1)	5.0		19	3	1	1	4	1	2	0	0	0	1	41	69	1.80	0.800

PITCHER		IP	WLS	BF	H	R	ER	SO	BB	IBB	HBP	BLK	WP	HR	S	P	ERA	WHIP

Detroit Tigers @ Cleveland Indians

Progressive Field, Cleveland, OH

Sun Apr 12 2015, 1:12 PM - 4:24 PM EDT

Att. 19,555 - Sunny - 60 F

BOTTOM

livebaseballscorecards.com

Batter	1	2	3	4	5	6	7	8	9	AB	R	H	RBI	BB	SO	LOB
24 Michael Bourn, L (1, 8) OBP: 0.286, SLG: 0.269	C FF 85 X SI 85 0-1 22 S 4 G1-3 41 1B 1B	B FC 82 B FC 81 B FF 86 B FF 85 4-0 1-2 2-3 BB		C CU 72 B FC 81 C SI 85 S CU 74 1-3 ② K		B FF 93 S CH 88 C FC 90 B CH 87 B FF 94 S FF 94 3-3 ② K		X FC 84 0-0 ③ P6		4	1	1	0	1	2	1
4 Mike Aviles, R (1, 6) OBP: 0.267, SLG: 0.429	1 SAFE C SI 86 F SI 86 B SI 86 X SI 86 1-2 ① G1-3 1-2	B CH 79 B SI 86 C FF 87 B SI 86 X SI 86 3-1 ③ G5-3		C FF 86 B CH 79 X SI 86 1-1 ③ L8		B FC 89 X FF 94 1-0 ③ G4-3			B FF 90 C FC 89 X SL 74 1-1 ① L7	5	0	0	0	0	0	5
22 Jason Kipnis, L (1, 4) OBP: 0.296, SLG: 0.385	D CH 82 B FF 86 S FC 83 C SI 86 D FC 82 S FC 81 3-3 ② K 2-3		B CU 73 C FC 81 F FF 86 C SI 87 1-3 ① K		S CU 73 X CU 72 0-1 44 FC3-6 40 1B 1B		F CH 86 C CH 86 X FF 93 0-2 ① G4-3		B FF 90 C FC 89 C FC 90 B FC 90 X FC 90 2-2 E6 40 DI	5	0	1	0	0	2	1
41 Carlos Santana, S (1, 3) OBP: 0.481, SLG: 0.524	S SI 86 B SI 88 X SI 87 1-1 3-H 1B		B CU 75 X SI 87 1-0 44 2B 9 1B 1B		1 SAFE 1 SAFE B SI 84 F CH 77 B SI 86 C SI 86 1 SAFE X FF 84 2-2 ① P6		B FF 92 S CH 86 S CH 87 B CH 86 S FC 90 2-3 ② K		X FF 92 0-0 ② P5	5	1	2	1	0	1	2
40 Jerry Sands, R (1, 7) OBP: 0.444, SLG: 0.667	F SI 86 B FF 86 D CH 80 S CH 79 B SI 87 X CH 79 3-2 ③ P4		X SI 86 0-0 ② F9		1 SAFE B CH 78 1 SAFE F CH 78 1 SAFE X SI 85 1-1 44 FC3-6 1-2 1B		B FF 94 X FF 92 1-0 ③ G6-3		S FC 90 S FC 91 T FC 91 0-2 ③ K 1-2	5	0	1	0	0	1	3
44 Brandon Moss, L (1, 9) OBP: 0.300, SLG: 0.188		B FF 84 B FF 84 B FF 85 B FF 85 4-0 9 FC5-4 BB	X FC 82 0-0 9 1B 1-3 2B		B SI 85 F SI 87 S CU 74 2 SAFE B CU 74 F SI 87 B FC 80 X SI 88 3-2 ② FC3-6 1-2f 2-3			C FF 87 B FC 83 B FC 84 S FF 88 B FF 89 B FF 87 4-2 9 2B 8 G4-3 BB		2	2	1	0	2	0	2
9 Ryan Raburn, R (1, 10) OBP: 0.167, SLG: 0.273	C SI 85 B SI 86 S FC 81 B SI 87 F SI 86 B FC 81 X SI 85 3-2 ① FC5-4 24 BB 8 1B 1-2f	B CH 78 C FC 82 B SI 87 F CH 79 B FF 87 X FC 82 3-2 2-H 3-H 1B			B FF 86 X CH 78 1-0 ③ G5-3			C FF 88 B FC 83 X CH 77 1-1 8 G4-3 55 SF8 1-3 2B		4	1	2	2	0	0	3
8 Lonnie Chisenhall, L (1, 5) OBP: 0.250, SLG: 0.167	B FC 82 C FF 86 X FF 85 1-1 24 BB 1-2 1B	B FC 81 B FC 82 1 SAFE B SI 87 C FF 86 X SI 87 3-1 ③ G4-3			C FF 93 F SI 93 B CH 88 F CH 87 B FF 95 B FC 89 H FF 95 4-2 HBP			X FF 88 0-0 ① G4-3 2-3 3-H		3	0	1	1	0	0	2
55 Roberto Pérez, R (1, 2) OBP: 0.250, SLG: 0.714	C FF 85 C FC 82 B SI 87 X SI 87 1-2 ② F7			C FC 83 B SI 85 B CH 77 X SI 86 2-1 ① G6-3		B FF 93 B FF 94 B FF 94 C FF 93 C FF 93 X FF 94 3-2 ① L8		F FC 84 X FF 88 0-1 ② SF8 3-H		3	0	0	1	0	0	3
Inning Stats	R: 1 H: 2 E: 0 LOB: 1 K: 1 BB: 0 S: 13 P: 21	R: 0 H: 1 E: 0 LOB: 3 K: 0 BB: 2 S: 11 P: 27	R: 2 H: 3 E: 0 LOB: 1 K: 1 BB: 0 S: 11 P: 19	R: 0 H: 0 E: 0 LOB: 0 K: 1 BB: 0 S: 7 P: 11	R: 0 H: 2 E: 0 LOB: 2 K: 0 BB: 0 S: 12 P: 19	R: 0 H: 0 E: 0 LOB: 1 K: 1 BB: 0 S: 10 P: 21	R: 0 H: 0 E: 0 LOB: 0 K: 1 BB: 0 S: 7 P: 10	R: 2 H: 1 E: 0 LOB: 0 K: 0 BB: 1 S: 8 P: 13	R: 0 H: 0 E: 1 LOB: 1 K: 1 BB: 0 S: 9 P: 12	1B: 7 SF: 1 2B: 2 SAC: 0 3B: 0 DP: 0 HR: 0 HBP: 1						

	AB	36
	R	5
	H	9
	RBI	5
	BB	3
	SO	6
	LOB	22

PITCHER		IP	WLS	BF	H	R	ER	SO	BB	IBB	HBP	BLK	WP	HR	S	P	ERA	WHIP
53 Kyle Lobstein, L ERA: 5.4	(1, 1)	5.0	W	25	8	3	3	3	2	0	0	0	0	0	54	97	5.40	2.000
60 Angel Nesbitt, R ERA:	(6, 1)	2.0		7	0	0	0	2	0	0	1	0	0	0	17	31	0.00	0.000
65 Blaine Hardy, L ERA: 9.0	(8, 1)	1.0		5	1	2	2	0	1	0	0	0	0	0	8	13	18.00	2.000
38 Joakim Soria, R ERA: 3.38	(9, 1)	1.0	S	4	0	0	0	1	0	0	0	0	0	0	9	12	0.00	0.000

PITCHER	IP	WLS	BF	H	R	ER	SO	BB	IBB	HBP	BLK	WP	HR	S	P	ERA	WHIP

Chicago White Sox @ Cleveland Indians

Progressive Field, Cleveland, OH

Tue Apr 14 2015, 7:12 PM - 10:13 PM EDT

Att. 10,642 - Cloudy - 48 F

TOP

livebaseballscorecards.com

Batter	1	2	3	4	5	6	7	8	9	AB	R	H	RBI	BB	SO	LOB
1 Adam Eaton, L (1, 8) OBP: 0.138, SLG: 0.207	B CH 91 C FF 95 F FF 96 X CH 87 1-2 25 WP 53 1B 25 G4-3 1B		B FF 92 X FF 91 1-0 ① G4-3		C FF 92 B FF 93 C SL 77 X SL 77 1-2 ① G6-3		F SL 84 B FF 92 C FF 92 X SL 85 1-2 ③ 2B			4	1	2	0	0	0	0
53 Melky Cabrera, S (1, 7) OBP: 0.214, SLG: 0.214	C FF 92 F FF 94 B FF 94 1 SAFE X CH 86 1-2 25 G4-3 25 WP 26 1B 1-2 1B		B FF 92 C FF 93 X FC 86 1-1 ② F7		B FC 88 F FF 93 X FF 93 1-1 ② G6-3			C FF 96 B CH 86 X FF 96 1-1 ① G6-3		4	1	1	0	0	0	0
79 José Abreu, R (1, 3) OBP: 0.321, SLG: 0.560	B FC 87 T FC 88 F FC 88 C FF 97 1-3 ① K		B FF 91 X FC 88 1-0 ③ F9		B FF 94 B FC 88 X FF 92 2-0 HR			B SL 86 S SL 86 S SL 86 X SL 87 1-2 ② L4		4	1	1	1	0	1	2
25 Adam LaRoche, L (1, 10) OBP: 0.296, SLG: 0.500	B CU 79 X FF 95 1-0 ② G4-3 1-3 2-H			B CU 76 B FF 92 X FF 91 2-0 26 FC6-5 26 WP 1B	S FF 93 F FF 94 S SL 80 0-3 ③ K			B CH 87 C FF 94 B CH 87 B FF 96 F FF 95 B SL 88 4-2 BB		3	0	1	1	1	1	1
26 Avisaíl García, R (1, 9) OBP: 0.423, SLG: 0.435	F FC 88 F FF 94 B FF 96 B FF 96 F FF 96 D CU 83 X SI 96 3-2 10 CS 3-H 1B			B FC 87 X FC 86 1-0 ① FC6-5 10 BB 21 1B 1-3		C FF 91 S SL 82 B SL 83 S SL 84 1-3 ① K		X FF 95 0-0 ③ F8		4	1	1	1	0	1	2
10 Alexei Ramirez, R (1, 6) OBP: 0.160, SLG: 0.174	B FC 87 1-0 ③ CS 1-2	C FC 86 B FF 91 B FF 92 B FC 87 X FF 93 3-1 ① G6-3		B FC 87 B FC 88 B FF 92 D FF 93 4-0 21 1B 1-2 BB		F FF 92 F FF 92 B SL 85 S SL 85 1-3 ② K			C SL 85 C FF 95 B SL 86 B SL 85 X SL 86 2-2 ① F7	3	0	0	0	1	1	0
12 Conor Gillaspie, L (1, 5) OBP: 0.313, SLG: 0.400 15 Gordon Beckham, R (7, 5) OBP: 0.333, SLG: 0.667		C FF 92 X CH 86 0-1 ② F7	B FF 94 B FF 92 C FF 92 B FF 93 X FF 92 3-1 ② F8		X FF 92 0-0 ③ G4-3				X FF 95 0-0 ② G6-3	3 1	0 0	0 0	0 0	0 0	0 0	2 0
21 Tyler Flowers, R (1, 2) OBP: 0.313, SLG: 0.563		C CU 76 B FC 88 B FC 87 F FC 86 X FF 94 2-2 1B	C FC 88 X FF 90 0-1 1-2 2-H 1B				X SL 82 0-0 ① L7		C FF 96 X SL 86 0-1 ③ F9	4	0	2	1	0	0	0
64 Emilio Bonifácio, S (1, 4)		B FF 91 X FF 92 1-0 ③ F9	B FF 93 T FF 94 B FF 93 F FF 91 B FF 92 S FF 91 3-3 ③ K				C FF 91 B FF 92 B FF 92 B FF 91 X FF 91 3-1 ② F7			3	0	0	0	0	1	3

	AB	R	H	RBI	BB	SO	LOB
	33	4	8	4	2	5	10

Inning Stats																								
	R: 2	E: 0	K: 1	S: 14	H: 3	LOB: 0	BB: 0	P: 22	R: 0	E: 0	K: 0	S: 8	H: 1	LOB: 1	BB: 0	P: 14	R: 0	E: 0	K: 0	S: 4	H: 0	LOB: 0	BB: 0	P: 7
	R: 1	E: 0	K: 1	S: 9	H: 2	LOB: 2	BB: 1	P: 22	R: 1	E: 0	K: 1	S: 9	H: 1	LOB: 0	BB: 0	P: 13	R: 0	E: 0	K: 2	S: 7	H: 0	LOB: 0	BB: 0	P: 9
	R: 0	E: 0	K: 0	S: 6	H: 1	LOB: 1	BB: 0	P: 10	R: 0	E: 0	K: 0	S: 8	H: 0	LOB: 1	BB: 1	P: 14	R: 0	E: 0	K: 0	S: 6	H: 0	LOB: 0	BB: 0	P: 8

	1B: 6	2B: 1	3B: 0	HR: 1	SF: 0	SAC: 0	DP: 0	HBP: 0
	WP: 2	PB: 0	SB: 0	CS: 1	PA: 36			

PITCHER		IP	WLS	BF	H	R	ER	SO	BB	IBB	HBP	BLK	WP	HR	S	P	ERA	WHIP
59 Carlos Carrasco, R ERA: 2.84	(1, 1)	0.0	L	2	2	2	2	0	0	0	0	0	0	0	6	8	∞	∞
34 Zach McAllister, R ERA: 7.04	(1, 1)	3.2		15	4	1	1	1	1	0	0	0	2	0	26	51	2.46	1.364
50 Nick Hagadone, L ERA: 5.4	(4, 1)	1.1		5	1	1	1	2	0	0	0	0	0	1	12	19	6.75	0.750
51 Anthony Swarzak, R ERA: 2.08	(6, 1)	2.0		6	1	0	0	2	0	0	0	0	0	0	13	19	0.00	0.500
49 Austin Adams, R ERA: 1.93	(8, 1)	2.0		7	0	0	0	0	1	0	0	0	0	0	14	22	0.00	0.500

PITCHER	IP	WLS	BF	H	R	ER	SO	BB	IBB	HBP	BLK	WP	HR	S	P	ERA	WHIP

Batter	1	2	3	4	5	6	7	8	9	AB	R	H	RBI	BB	SO	LOB
24 Michael Bourn, L (1, 8) OBP: 0.250, SLG: 0.233	C FF 89 S CU 79 B CU 78 B CU 79 B FF 91 C FF 91 3-3 ① K		1 SAFE C FF 90 D CU 79 F SI 90 2 SAFE S CU 78 1-3 ② K 1-2		X FF 89 0-0 ② G1-3		B FF 92 X FF 91 1-0 ③ G4-3			4	0	0	0	0	2	3
4 Mike Aviles, R (1, 5) OBP: 0.316, SLG: 0.412	C FF 90 B CH 85 B FF 89 F FF 92 F FF 92 B FF 92 F FF 91 X FF 91 3-2 22 L8-3 1B		C SI 90 S FF 90 B FF 89 B FF 91 D CU 78 F CH 85 B FF 91 4-2 BB		C FF 88 C SI 89 B FF 89 X CU 78 1-2 ③ G5-3			B SI 88 F SI 88 F FF 88 S CU 76 1-3 ① K		3	0	1	0	1	1	0
22 Jason Kipnis, L (1, 4) OBP: 0.258, SLG: 0.333	C SI 90 1 SAFE C FF 90 B FF 90 D CU 80 X SI 90 2-2 ② ③ L8-3 1-1		D CU 80 B FF 91 2 SAFE X FF 91 2-0 ③ F7			X CU 77 0-0 ① G6-3		F SI 89 F SI 90 B CU 76 B CU 77 B CU 76 F SI 90 S SL 82 3-3 ② K		4	0	0	0	0	1	3
41 Carlos Santana, S (1, 3) OBP: 0.452, SLG: 0.458		C CU 78 S CH 85 B FF 92 F FF 92 B CU 79 B CH 85 B CU 77 4-2 BB		B FF 89 B FF 88 X FF 88 2-0 ① F8		C FF 89 C FF 88 F FF 90 B CU 78 X FF 90 1-2 ② L8		C CU 76 B CU 76 B CH 85 B CU 75 F FF 88 C SI 88 3-3 ③ K		3	0	0	0	1	1	0
40 Jerry Sands, R (1, 7) OBP: 0.385, SLG: 0.538		C FF 91 D SI 91 B CH 86 B FF 91 X FF 90 3-1 ① F9		B FF 88 C FF 89 X FF 89 1-1 9 PB 9 2B 1B		B FF 89 F FF 89 B CU 76 F CH 87 X CU 78 2-2 ③ G4-3			C FC 92 C FC 88 C KC 83 0-3 ① K	4	1	1	0	0	1	1
44 Brandon Moss, L (1, 9) OBP: 0.250, SLG: 0.150		D CU 80 C FF 91 D CU 80 S FF 91 S FF 92 2-3 ② K		F FF 89 D FF 88 B FF 90 C FF 90 1 SAFE B SI 89 S CU 79 3-3 ② K			C SI 91 C SL 84 B SL 84 S SL 84 1-3 ① K		B FC 91 C FC 92 B FC 91 C FC 92 S FC 92 2-3 ② K	4	0	0	0	0	4	2
9 Ryan Raburn, R (1, 10) OBP: 0.200, SLG: 0.357 7 David Murphy, L (9, PH) OBP: 0.364, SLG: 0.400		D CU 78 B FF 92 C FF 90 F FF 91 D CU 80 C FF 92 3-3 ③ K		F FF 90 T FF 90 B CH 84 F FF 90 B CU 79 X CH 84 2-2 1-H 2B			F FF 92 F FF 92 B SL 85 C SL 84 1-3 ② K		C FC 93 S KC 83 B KC 85 S KC 84 1-3 ③ K2-3	3 1	0 0	1 0	1 0	0 0	2 1	1 0
55 Roberto Pérez, R (1, 2) OBP: 0.273, SLG: 0.556			B FF 90 X FF 89 1-0 ① G6-3	S FF 89 C FF 90 B FF 90 C FF 91 1-3 ③ K			B FF 92 C SL 83 B SL 83 F FF 92 B SL 84 F FF 91 B FF 92 4-2 11 E BB			2	0	0	0	1	1	1
11 José Ramírez, S (1, 6) OBP: 0.273, SLG: 0.350			B FF 90 C FF 90 C FF 91 B CU 79 X CU 78 2-2 E5 24 S		C FF 89 B CH 88 X CH 82 1-1 ① L7		C FF 90 B SI 91 X SI 91 1-1 E6 1-3			3	0	0	0	0	0	1
Inning Stats	R: 0 E: 0 K: 1 S: 11 H: 1 LOB: 0 BB: 0 P: 19	R: 0 E: 0 K: 2 S: 11 H: 0 LOB: 1 BB: 1 P: 23	R: 0 E: 1 K: 1 S: 11 H: 0 LOB: 2 BB: 1 P: 21	R: 1 E: 0 K: 2 S: 13 H: 2 LOB: 1 BB: 0 P: 22	R: 0 E: 0 K: 0 S: 6 H: 0 LOB: 0 BB: 0 P: 8	R: 0 E: 0 K: 0 S: 8 H: 0 LOB: 0 BB: 0 P: 11	R: 0 E: 1 K: 2 S: 12 H: 0 LOB: 2 BB: 1 P: 20	R: 0 E: 0 K: 3 S: 10 H: 0 LOB: 0 BB: 0 P: 17	R: 0 E: 0 K: 3 S: 9 H: 0 LOB: 0 BB: 0 P: 12	1B: 2 2B: 2 3B: 0 HR: 0 SF: 0 SAC: 0 DP: 1 HBP: 0						WP: 0 PB: 1 SB: 1 CS: 0 PA: 34	

PITCHER	IP	WLS	BF	H	R	ER	SO	BB	IBB	HBP	BLK	WP	HR	S	P	ERA	WHIP
62 Jose Quintana, L (1, 1) ERA: 4.09	6.0	W	23	3	1	0	6	2	0	0	0	0	0	60	104	0.00	0.833
43 Dan Jennings, L (7, 1) ERA: 6.23	1.0	H	5	0	0	0	2	1	0	0	0	0	0	12	20	0.00	1.000
33 Zach Duke, L (8, 1) ERA: 2.25	1.0	H	3	0	0	0	3	0	0	0	0	0	0	10	17	0.00	0.000
30 David Robertson, R (9, 1) ERA:	1.0	S	3	0	0	0	3	0	0	0	0	0	0	9	12	0.00	0.000

PITCHER	IP	WLS	BF	H	R	ER	SO	BB	IBB	HBP	BLK	WP	HR	S	P	ERA	WHIP

BOTTOM

Chicago White Sox @ Cleveland Indians

Progressive Field, Cleveland, OH

Tue Apr 14 2015, 7:12 PM - 10:13 PM EDT

Att. 10,642 - Cloudy - 48 F

livebaseballscorecards.com

AB	31
R	1
H	3
RBI	1
BB	3
SO	14
LOB	12

Batter	1	2	3	4	5	6	7	8	9	AB	R	H	RBI	BB	SO	LOB
1 Adam Eaton, L (1, 8) OBP: 0.118, SLG: 0.176	B FF 92 C FF 91 B FF 92 F CH 86 X SI 93 2-2 L5 ①		1 SAFE B FF 92 C FF 93 1 SAFE 1 SAFE C FC 85 F CH 85 1 SAFE X SI 92 1-2 F9 ②		C FF 90 F CH 84 X CH 86 0-2 G3 ②		B FF 90 F FF 90 F SL 85 B FF 91 C FF 91 2-3 K ②		L FF 92 B FF 92 L FF 94 B KC 86 L FF 94 2-3 K ①	5	0	0	0	0	2	3
53 Melky Cabrera, S (1, 7) OBP: 0.182, SLG: 0.182	X FF 92 0-0 L8 ②		B FF 91 X FF 92 1-0 G3 ③		B FF 91 B CH 82 F FF 91 B CH 85 X FF 91 3-1 F8 ③		C FF 90 S CU 77 B FF 91 S CU 78 1-3 K ③		C FF 94 B FF 94 B FF 95 B FF 94 F FF 94 X FF 95 3-2 FC6-4 ② 1-2f 2-3	5	0	0	0	0	1	3
79 José Abreu, R (1, 3) OBP: 0.303, SLG: 0.500	B FF 93 S FC 85 S SL 83 S FF 92 1-3 K ③			C FF 92 X FF 92 0-1 10 1B 25 BB 1B		B FF 90 C CH 83 B FC 81 B CH 83 F FF 90 C SI 92 3-3 K ①		B CU 77 S SL 85 B FF 90 C SL 86 X FF 90 2-2 G3-1 ① S SI 91 F SL 83 B SL 84 F SI 93 S SL 84 1-3 K ②	S KC 85 B KC 85 D KC 86 S FF 93 S KC 85 2-3 K ③	5	0	1	0	0	3	2
25 Adam LaRoche, L (1, 10) OBP: 0.355, SLG: 0.480		C CH 84 B FF 91 B FC 84 B CH 85 B FF 93 4-1 BB		C FC 84 B CH 84 B FF 92 S FC 84 B CH 86 B FF 93 4-2 10 1B 1-2 BB		B FF 91 B FF 90 B FF 91 C FF 92 B FF 91 4-1 12 2B 10 G5-3 BB				1	1	0	0	3	1	0
12 Conor Gillaspie, L (1, 5) OBP: 0.316, SLG: 0.444 15 Gordon Beckham, R (8, PH) OBP: 0.400, SLG: 0.700 (8, 5)		B FF 92 F FF 91 S FC 86 D CH 87 F SL 83 F SI 92 S CH 86 2-3 K ①		C FF 93 F FF 92 F KC 77 F FC 85 B FF 93 D CH 86 S FF 93 2-3 K ①		X FF 91 0-0 20 1B 1-3 2B		B FC 92 B FC 92 B FC 92 C FC 91 X FC 90 3-1 20 FC5 10 1B 1B		3	1	1	0	0	2	3
										1	0	1	0	0	0	0
10 Alexei Ramirez, R (1, 6) OBP: 0.207, SLG: 0.222		C FC 83 C FC 86 B SI 94 S FF 92 1-3 K ②		X FC 84 0-0 1-2 2-3 1B		S FC 90 F SI 92 X KC 77 0-2 G5-3 ② 3-H		X SL 79 0-0 20 FC5 1-2 1B		4	0	2	1	0	1	2
20 JB Shuck, L (1, 9) OBP: 0.286, SLG: 0.286		C FF 93 X FF 92 0-1 P5 ③		F FC 85 X FF 94 0-1 P5 ②		B CH 84 C FF 91 X FC 84 1-1 2-H 1B		C FC 92 C FC 93 X FC 93 0-2 FC5 ③ 1-2 2-3f		4	0	1	1	0	0	6
58 Geovany Soto, R (1, 2) OBP: 0.250, SLG: 0.625 64 Emilio Bonifácio, S (9, PH)			C FF 91 C FC 82 B KC 76 S FF 92 1-3 K ①	B FC 85 S FC 85 B FF 93 S FF 92 C FF 94 2-3 K ③		1 SAFE S FC 83 F FF 92 F SI 93 S FC 85 0-3 K ③			C FF 94 B KC 86 B KC 85 B FF 94 C FF 95 F FF 95 B FF 95 4-2 53 FC6-4 7 HBP BB	3	0	0	0	0	3	4
										0	0	0	0	1	0	0
7 Micah Johnson, L (1, 4) OBP: 0.250, SLG: 0.222			C FF 92 B FF 91 B FF 92 S FC 85 F SI 93 B FC 85 B FF 94 4-2 BB		C FC 89 S FF 91 B FF 91 X KC 76 1-2 G1-3 ①		C FF 89 B SL 85 C FF 89 B SL 86 C SL 85 2-3 K ①		B FF 94 F FF 95 F FF 94 H KC 85 2-2 53 FC6-4 1-2 HBP	2	0	0	0	1	1	0
Inning Stats	R: 0 E: 0 K: 1 S: 7 H: 0 LOB: 0 BB: 0 P: 10	R: 0 E: 0 K: 2 S: 11 H: 0 LOB: 1 BB: 1 P: 18	R: 0 E: 0 K: 1 S: 11 H: 0 LOB: 1 BB: 1 P: 18	R: 0 E: 0 K: 2 S: 15 H: 2 LOB: 3 BB: 1 P: 23	R: 0 E: 0 K: 0 S: 8 H: 0 LOB: 0 BB: 0 P: 12	R: 2 E: 0 K: 2 S: 14 H: 2 LOB: 1 BB: 1 P: 22	R: 0 E: 0 K: 3 S: 9 H: 0 LOB: 0 BB: 0 P: 14	R: 0 E: 0 K: 1 S: 13 H: 2 LOB: 2 BB: 0 P: 19	R: 0 E: 0 K: 2 S: 14 H: 0 LOB: 2 BB: 1 P: 27	1B: 5 2B: 1 3B: 0 HR: 0 SF: 0 SAC: 0 DP: 0 HBP: 1						

PITCHER		IP	WLS	BF	H	R	ER	SO	BB	IBB	HBP	BLK	WP	HR	S	P	ERA	WHIP
47 Trevor Bauer, R ERA: 1.5	(1, 1)	6.0	W	26	4	2	2	8	4	0	0	0	0	0	66	103	3.00	1.333
48 Scott Atchison, R ERA:	(7, 1)	1.1	H	4	0	0	0	3	0	0	0	0	0	0	12	19	0.00	0.000
35 Marc Rzepczynski, L ERA: 13.5	(8, 1)	0.1	H	1	0	0	0	1	0	0	0	0	0	0	4	5	0.00	0.000
27 Bryan Shaw, R ERA: 4.5	(8, 1)	0.1	H	3	2	0	0	0	0	0	0	0	0	0	6	9	0.00	6.000
37 Cody Allen, R ERA: 13.5	(9, 1)	1.0	S	5	0	0	0	2	1	0	1	0	0	0	14	27	0.00	1.000

PITCHER	IP	WLS	BF	H	R	ER	SO	BB	IBB	HBP	BLK	WP	HR	S	P	ERA	WHIP

TOP

Chicago White Sox @ Cleveland Indians

Progressive Field, Cleveland, OH

Wed Apr 15 2015, 12:12 PM - 3:09 PM EDT

Att. 11,042 - Partly Cloudy - 52 F

livebaseballscorecards.com

AB	33
R	2
H	6
RBI	2
BB	5
SO	14
LOB	23

WP: 0	PA: 39								
PB: 0									
SB: 0									
CS: 0									

Batter	1	2	3	4	5	6	7	8	9	AB	R	H	RBI	BB	SO	LOB
24 Michael Bourn, L (1, 8) OBP: 0.278, SLG: 0.294	B SI 86 F FF 87 C FC 84 F FC 85 X SI 89 1-2 ① L1		F FF 87 X SI 88 0-1 ② G4-3 2-3 3-H		X FC 85 0-0 4 G1-4-3 1B		C FF 90 B SL 82 B FF 91 T FF 91 F FF 90 B SL 83 X FF 92 3-2 2B			4	0	2	1	0	0	1
4 Mike Aviles, R (1, 7) OBP: 0.304, SLG: 0.350	B FF 88 B FC 85 C FF 88 F FF 88 F FC 85 X CH 82 2-2 ② L6		D SI 88 B SI 87 B CU 74 C FC 82 F CH 80 F FF 88 F CH 81 B CH 80 4-2 BB		C FC 85 X CH 79 0-1 ①② G1-4-3 1-2f		B FF 91 L FF 90 L FF 90 S SL 83 1-3 ① K			3	0	0	0	1	1	2
22 Jason Kipnis, L (1, 4) OBP: 0.257, SLG: 0.303	C FF 86 B FF 88 X FC 85 1-1 ③ G4-3		C FC 83 1 SAFE 1 SAFE B FC 84 B FC 83 X FF 88 2-1 ③ F7		B FF 87 F FF 86 F SI 88 B FF 88 B SI 87 F FF 87 B FF 88 4-2 41 S 41 1B BB		B SL 82 C FF 89 F FF 91 S SL 84 1-3 ② K			3	1	0	0	1	1	3
41 Carlos Santana, S (1, 3) OBP: 0.429, SLG: 0.429		B FF 86 B SI 88 B FF 87 C FF 87 F FF 87 F FF 88 F FF 87 X FF 88 3-2 ① L4	C SI 86 F SI 86 B FF 85 C CH 79 1-3 ① K		1 SAFE C CU 72 F CH 80 D CH 79 X SI 88 1-2 40 1B 1-H 1B		C SI 90 X SL 83 0-1 ③ G3			4	0	1	1	0	1	1
40 Jerry Sands, R (1, 9) OBP: 0.412, SLG: 0.529		C SI 88 B SI 88 X FC 84 1-1 ② F8	F FC 82 B CU 74 B CU 72 B CH 80 S CH 80 X CH 80 3-2 9 2B 8 2B 1B		B SI 87 1 SAFE S SI 88 C SI 89 F SI 89 F SI 89 B SL 82 X SI 90 2-2 1-2 1B			C FF 90 B FF 90 B FC 87 F SI 89 S FS 83 2-3 ① K		4	1	2	0	0	1	0
9 Ryan Raburn, R (1, 10) OBP: 0.235, SLG: 0.438 7 David Murphy, L (5, PH) OBP: 0.308, SLG: 0.333 (6, 10)		B SI 87 C FF 87 F SI 88 F FF 89 B CU 75 S FF 88 2-3 ③ K	B SI 88 1 SAFE C CH 80 X CH 79 1-1 8 2B 1-3 2B		B SI 90 B CH 80 F SI 90 B SI 90 X SI 91 3-1 ③ G4-3			B SI 90 B FS 84 C SI 89 B SI 90 F FF 89 X FS 83 3-2 ② G3		2 2	1 0	1 0	0 0	0 0	1 0	0 2
8 Lonnie Chisenhall, L (1, 5) OBP: 0.292, SLG: 0.273			C FC 85 X FC 81 0-1 11 SH2-3 55 SH 24 G4-3 1B	B FF 87 D FC 83 C FF 87 X FF 88 2-1 2-H 3-H 2B		C SI 88 F CH 78 C SI 92 0-3 ① K		X SI 89 0-0 ③ F7		4	1	2	2	0	1	0
55 Roberto Pérez, R (1, 2) OBP: 0.231, SLG: 0.455			L SI 87 X CH 79 0-1 SH 24 G4-3 11 SH2-3 1-2	S CH 78 S FC 82 S CH 78 0-3 ② K		C SI 91 C SL 83 C SI 91 0-3 ② K				2	0	0	0	0	2	1
11 José Ramírez, S (1, 6) OBP: 0.250, SLG: 0.318			X FF 85 0-0 ① SH2-3 1-2 2-3	C SI 87 B CH 78 X CH 78 1-1 ③ G5-3		B SI 91 C SI 91 B CH 81 F FF 91 F FF 92 S SI 93 2-3 ③ K				2	0	0	0	0	1	1
Inning Stats	R: 0 E: 0 K: 0 S: 10 H: 0 LOB: 0 BB: 0 P: 14	R: 0 E: 0 K: 1 S: 11 H: 0 LOB: 0 BB: 0 P: 17	R: 1 E: 0 K: 0 S: 13 H: 1 LOB: 2 BB: 1 P: 19	R: 2 E: 0 K: 2 S: 15 H: 3 LOB: 1 BB: 0 P: 23	R: 1 E: 0 K: 0 S: 16 H: 3 LOB: 2 BB: 1 P: 26	R: 0 E: 0 K: 3 S: 10 H: 0 LOB: 0 BB: 0 P: 12	R: 0 E: 0 K: 2 S: 12 H: 1 LOB: 1 BB: 0 P: 17	R: 0 E: 0 K: 1 S: 7 H: 0 LOB: 0 BB: 0 P: 12		1B: 5 2B: 3 3B: 0 HR: 0	SF: 0 SAC: 2 DP: 1 HBP: 0					

BOTTOM

Chicago White Sox @ Cleveland Indians

Progressive Field, Cleveland, OH

Wed Apr 15 2015, 12:12 PM - 3:09 PM EDT

Att. 11,042 - Partly Cloudy - 52 F

livebaseballscorecards.com

AB	30
R	4
H	8
RBI	4
BB	2
SO	9
LOB	11

WP: 0 PB: 0 SB: 1 CS: 0 PA: 34

PITCHER		IP	WLS	BF	H	R	ER	SO	BB	IBB	HBP	BLK	WP	HR	S	P	ERA	WHIP
50 John Danks, L ERA: 6.97	(1, 1)	4.2	L	22	6	4	4	3	2	0	0	0	0	0	58	87	7.71	1.714
34 Matt Albers, R ERA: 2.45	(5, 1)	1.1		5	1	0	0	3	0	0	0	0	0	0	17	24	0.00	0.750
43 Dan Jennings, L ERA: 5.06	(7, 1)	1.0		4	1	0	0	2	0	0	0	0	0	0	12	17	0.00	1.000
57 Zach Putnam, R ERA: 12.0	(8, 1)	1.0		3	0	0	0	1	0	0	0	0	0	0	7	12	0.00	0.000

PITCHER	IP	WLS	BF	H	R	ER	SO	BB	IBB	HBP	BLK	WP	HR	S	P	ERA	WHIP

Cleveland Indians @ Minnesota Twins

Target Field, Minneapolis, MN

Fri Apr 17 2015, 7:12 PM - 10:50 PM CDT

Att. 21,307 - Partly Cloudy - 74 F

livebaseballscorecards.com

TOP

Batter	1	2	3	4	5	6	7	8	9	10	11	AB	R	H	RBI	BB	SO	LOB
24 Michael Bourn, L (1, 8) OBP: 0.268, SLG: 0.263	C FF 92 C FS 80 S SL 84 0-3 K ①		C FS 81 B CU 73 X SI 92 2-1 G1-3 ③		C SI 93 B FF 92 1 SAFE 1 SAFE B FF 92 M FS 84 F SL 85 B FS 82 B SI 93 4-2 22 FC4-6 1-2 3-H BB		C FF 89 B SL 80 B SL 81 X FF 90 2-1 G6-3 ②			X SL 78 0-0 B2-3 ①		4	0	0	0	1	1	0
22 Jason Kipnis, L (1, 4) OBP: 0.250, SLG: 0.270	X SI 93 0-0 G4-3 ②			C FS 80 F SI 93 B SI 93 B FS 83 B SI 94 B SI 94 4-2 41 FC3-6 BB	L SI 91 B SI 93 X FS 81 1-1 FC4-6 ① 1-2f 2-3		X SL 80 0-0 F7 ③			C SL 77 B SI 91 B SI 90 B SI 90 F SI 90 F SL 79 C SI 90 3-3 K ②		4	0	0	0	1	1	2
23 Michael Brantley, L (1, 10) OBP: 0.231, SLG: 0.308	C SI 93 F SI 93 B SI 94 B SL 84 B FS 83 X SI 94 3-2 1B			1 SAFE C FF 92 1 SAFE X SI 92 0-1 F8 ①	F SI 92 X SI 92 0-1 F7-2 ②③ 3-H			X SL 81 0-0 L9 ①		B SL 79 C SI 90 X SL 78 1-1 1B		5	0	2	0	0	0	3
41 Carlos Santana, S (1, 3) OBP: 0.375, SLG: 0.364	B SI 93 C SI 92 B FS 80 C FF 92 B SI 93 X FS 80 3-2 F8 ③			C SI 92 B SL 80 1 SAFE B SI 91 F SI 92 B SI 93 X FS 81 3-2 FC3-6 ② 7 BB 44 S 1-2f		C SL 83 B SI 88 F SI 88 C SL 84 1-3 K ①		B CH 80 C CH 83 C SL 79 B SL 80 F FF 90 X SL 79 2-2 G6-3 ②		1 SAFE F SL 85 1 SAFE X SI 93 0-1 F7 ③		5	0	0	0	0	1	3
44 Brandon Moss, L (1, 9) OBP: 0.276, SLG: 0.292		B CU 73 B SI 92 C SI 92 F SI 92 C SI 94 2-3 K ①		B SI 93 F SI 92 C SI 93 B SI 93 B FS 81 B SI 93 4-2 7 BB 1-2 BB		X SI 88 0-0 HR		B SL 80 C SL 80 B FF 89 S SL 79 S SL 79 2-3 K ③			F B FF 92 B CH 85 S FF 91 C FF 94 2-3 K ①	4	1	1	1	3	0
7 David Murphy, L (1, 7) OBP: 0.313, SLG: 0.286 4 Mike Aviles, R (9, PH) OBP: 0.320, SLG: 0.409 (9, 7)		B SI 93 C FS 82 X SI 93 1-1 L8 ②		C SI 93 B FS 81 B SI 94 F SI 93 B SI 94 B SI 94 4-2 1-2 2-3 BB		B SL 84 C SI 88 F CH 79 B SL 83 S CH 80 2-3 K ②			B SI 94 X SI 94 1-0 G4-3 ①		B SL 86 C FF 94 X FF 93 1-1 2B	2 2	0 0	0 1	0 0	1 0	1 0	0 0
8 Lonnie Chisenhall, L (1, 5) OBP: 0.345, SLG: 0.308		C CU 73 B FS 82 F SI 92 B FS 82 X SL 84 2-2 G1-3 ③		X FS 82 0-0 F9 ③		C SL 84 F FF 89 X CH 79 0-2 1B			B FF 95 F FF 94 S FF 95 X FF 95 1-2 1B		I IN 59 I I IN 55 I 4-0 IBB	4	0	2	0	1	0	3
55 Roberto Pérez, R (1, 2) OBP: 0.222, SLG: 0.375			C FF 92 B SI 93 X SI 94 1-1 G6-3 ①		B SL 84 B FF 93 B SI 94 C SI 92 F SI 93 X SI 94 3-2 11 1B 24 WP 1B	C SI 88 F SL 84 X SI 89 0-2 G1-3 ③			B SL 82 F FF 94 B SL 83 B FF 94 F FF 94 1 SAFE S FF 95 3-3 K ②		B SL 84 F FF 92 T FF 93 B SL 88 F FF 94 S FF 93 2-3 K ②	5	1	1	0	0	2	4
11 José Ramírez, S (1, 6) OBP: 0.241, SLG: 0.296			B CU 73 C SI 93 F SI 94 F SL 83 X SI 94 1-2 F8 ②		1 SAFE C SI 92 X FF 93 0-1 22 FC4-6 24 WP 23 F7-2 1-3 1B		C SL 80 S CH 81 F SL 79 F SL 78 X SL 78 0-2 F8 ①		S FF 95 F SL 83 1 SAFE C FF 94 0-3 K ③		B FF 92 C SL 86 X SI 93 1-1 G3 ③	5	0	1	0	0	1	3
Inning Stats	R: 0 E: 0 K: 1 S: 10 H: 1 LOB: 1 BB: 0 P: 16	R: 0 E: 0 K: 1 S: 8 H: 0 LOB: 0 BB: 0 P: 13	R: 0 E: 0 K: 0 S: 8 H: 0 LOB: 0 BB: 0 P: 12	R: 0 E: 0 K: 0 S: 12 H: 0 LOB: 3 BB: 3 P: 27	R: 1 E: 0 K: 0 S: 12 H: 2 LOB: 1 BB: 1 P: 20	R: 1 E: 0 K: 2 S: 13 H: 2 LOB: 1 BB: 0 P: 16	R: 0 E: 0 K: 0 S: 8 H: 0 LOB: 0 BB: 0 P: 10	R: 0 E: 0 K: 1 S: 8 H: 0 LOB: 0 BB: 0 P: 12	R: 0 E: 0 K: 2 S: 10 H: 1 LOB: 1 BB: 0 P: 15	R: 0 E: 0 K: 1 S: 9 H: 1 LOB: 1 BB: 0 P: 13	R: 0 E: 0 K: 2 S: 11 H: 1 LOB: 2 BB: 1 P: 21	1B: 6 2B: 2 3B: 0 HR: 1 SF: 0 SAC: 0 DP: 1 HBP: 0	WP: 1 PB: 0 SB: 1 CS: 0 PA: 45						

PITCHER		IP	WLS	BF	H	R	ER	SO	BB	IBB	HBP	BLK	WP	HR	S	P	ERA	WHIP
37 Mike Pelfrey, R ERA: 4.5	(1, 1)	5.0		21	3	1	1	2	4	0	0	0	1	0	50	88	1.80	1.400
22 Tim Stauffer, R ERA: 9.64	(6, 1)	1.0		5	2	1	1	2	0	0	0	0	0	1	13	16	9.00	2.000
64 Aaron Thompson, L ERA: 1.08	(7, 1)	2.0		6	0	0	0	1	0	0	0	0	0	0	16	22	0.00	0.000
15 Glen Perkins, L ERA: 1.93	(9, 1)	1.0		4	1	0	0	2	0	0	0	0	0	0	10	15	0.00	1.000
56 Caleb Thielbar, L ERA:	(10, 1)	0.2		3	1	0	0	1	0	0	0	0	0	0	7	11	0.00	1.500

PITCHER		IP	WLS	BF	H	R	ER	SO	BB	IBB	HBP	BLK	WP	HR	S	P	ERA	WHIP
36 Blaine Boyer, R ERA: 10.38	(10, 1)	1.1	W	6	1	0	0	2	0	1	0	0	0	0	13	23	0.00	0.750

AB	40
R	2
H	8
RBI	1
BB	5
SO	10
LOB	18

Cleveland Indians @ Minnesota Twins

Target Field, Minneapolis, MN

Fri Apr 17 2015, 7:12 PM - 10:50 PM CDT

Att. 21,307 - Partly Cloudy - 74 F

livebaseballscorecards.com

Batter	1	2	3	4	5	6	7	8	9	10	11	AB	R	H	RBI	BB	SO	LOB
39 Danny Santana, S (1, 6) OBP: 0.216, SLG: 0.243	C SI 92 F SI 93 C SI 94 0-3 K ①			L SL 86 F SI 91 F CU 82 X SL 87 0-2 G4-3 ①		S SL 87 X SL 86 0-1 SH 5 WP 1-2		F SL 89 X SL 89 0-1 G4-3 ② 2-3		B CU 79 T FF 94 T SI 94 X CH 88 1-2 G3 ②		4	0	0	0	0	1	1
5 Eduardo Escobar, S (1, 7) OBP: 0.238, SLG: 0.211 21 Shane Robinson, R (8, PR) OBP: 0.267, SLG: 0.333 (9, 7)	F SI 93 B SL 88 F SL 88 B SI 94 X SI 93 2-2 F7 ②			C SI 93 B SL 88 S CH 84 X SI 94 1-2 F8 ②		S SL 88 C SL 86 S SL 90 0-3 K ① 1-2 2-3 3-H		C SL 88 H SL 89 1-1 HBP		F FC 89 C FF 95 X FF 94 0-2 7 E 7 S 1B		3 1	0 0	0 1	0 0	0 0	1 0	2 0
7 Joe Mauer, L (1, 3) OBP: 0.357, SLG: 0.257	C SI 93 S CH 86 F SI 94 S SL 90 0-3 K ③			F SL 88 C CH 86 B SI 94 S CU 82 1-3 K ③		I IN 80 I IN 79 I IN 78 I IN 77 4-0 2 G5-4-3 IBB		B SL 89 D SL 88 X SL 87 2-0 G4-3 ③		C SI 91 B SI 92 I IN 87 I IN 87 I IN 86 4-1 2 DI 1-3 IBB		3	0	0	0	2	2	2
2 Brian Dozier, R (1, 4) OBP: 0.262, SLG: 0.385		F SI 92 S SL 88 B SL 88 B SI 94 S CU 83 2-3 K2-3 ①			B SL 87 X SL 87 1-0 F7 ①	B SL 90 S SL 89 X SL 89 1-1 G5-4-3 ②③ 1-2f			F X FF 95 0-1 24 G6-3 1B	B FC 93 B FC 93 B FC 93 B FC 92 4-0 BB 1-2		4	0	1	0	1	1	3
19 Kennys Vargas, S (1, 10) OBP: 0.257, SLG: 0.333		F SI 94 B SI 94 X CH 86 1-1 G3-1 ②			B FF 92 B CH 84 S SL 89 F SI 94 B SL 89 F SL 89 C CU 83 3-3 K ②		F SI 93 B SI 93 B SL 89 F SL 88 X SI 94 2-2 L8 ①		C FF 96 B FF 94 S FF 96 F FF 96 F FF 97 1 SAFE X FF 96 1-2 L7 ①	C SL 81 S FC 94 S FC 95 0-3 K ③		5	0	0	0	0	2	4
24 Trevor Plouffe, R (1, 5) OBP: 0.231, SLG: 0.343		B SL 89 B SL 88 C SI 93 C SL 89 C SI 94 2-3 K ③			X SL 90 0-0 G6-3 ③		X SI 93 0-0 F9 ②		C FC 89 F FF 96 F FF 97 D SL 84 1 SAFE X FC 90 1-2 G6-3 ② 1-2		B FC 91 B SL 78 B FC 90 C FC 91 X FC 90 3-1 HR	5	1	1	1	0	1	1
31 Oswaldo Arcia, L (1, 9) OBP: 0.308, SLG: 0.348			C SI 93 F SI 94 B FF 93 F SL 88 S CU 83 1-3 K ①			X CH 82 0-0 12 WP 12 E 1B	X SI 93 0-0 L7 ③		S FF 97 B FF 96 B FF 96 I CU 56 I CU 53 4-1 IBB			3	1	1	0	1	1	0
12 Chris Herrmann, L (1, 2) OBP: 0.333, SLG: 0.556			X SI 93 0-0 G1-3 ②			B SI 92 S SL 87 T SL 88 B SI 93 F SL 88 X CU 82 2-2 E9 1 FC6 5 WP 1-H 1B		C FF 91 B SL 87 B SL 87 X SI 91 2-1 39 G4-3 1 SH1-4 1B	B FF 96 F SI 96 B FF 94 T FF 94 B FF 96 X FF 95 3-2 G2-3 ③		4	1	2	1	0	0	2
1 Jordan Schafer, L (1, 8) OBP: 0.192, SLG: 0.200			C SI 92 B SL 88 X SL 88 1-1 G4-3 ③			L FF 93 X SI 92 0-1 FC6 5 WP 39 SH 2-3		1 SAFE X SI 91 0-0 SH1-4 ① 1-2		F FF 91 B CU 79 C CU 78 B CH 88 C FF 95 2-3 K ①		3	0	0	0	0	1	1
Inning Stats	R: 0 E: 0 K: 2 S: 10 H: 0 LOB: 0 BB: 0 P: 12	R: 0 E: 0 K: 2 S: 8 H: 0 LOB: 0 BB: 0 P: 13	R: 0 E: 0 K: 1 S: 7 H: 0 LOB: 0 BB: 0 P: 9	R: 0 E: 0 K: 1 S: 10 H: 0 LOB: 0 BB: 0 P: 12	R: 0 E: 0 K: 1 S: 6 H: 0 LOB: 0 BB: 0 P: 10	R: 2 E: 1 K: 1 S: 14 H: 2 LOB: 2 BB: 1 P: 21	R: 0 E: 0 K: 0 S: 5 H: 0 LOB: 0 BB: 0 P: 7	R: 0 E: 0 K: 0 S: 7 H: 1 LOB: 2 BB: 0 P: 12	R: 0 E: 0 K: 0 S: 15 H: 1 LOB: 2 BB: 1 P: 24	R: 0 E: 0 K: 2 S: 13 H: 1 LOB: 3 BB: 2 P: 24	R: 1 E: 0 K: 0 S: 2 H: 1 LOB: 0 BB: 0 P: 5	1B: 5 2B: 0 3B: 0 HR: 1 SF: 0 SAC: 2 DP: 1 HBP: 1	WP: 2 PB: 0 SB: 1 CS: 0 PA: 42					

PITCHER		IP	WLS	BF	H	R	ER	SO	BB	IBB	HBP	BLK	WP	HR	S	P	ERA	WHIP
28 Corey Kluber, R ERA: 2.49	(1, 1)	8.0		30	3	2	2	8	0	1	1	0	2	0	67	96	2.25	0.375
34 Zach McAllister, R ERA: 5.79	(9, 1)	1.2		8	2	0	0	1	0	1	0	0	0	0	24	36	0.00	1.200
35 Marc Rzepczynski, L ERA: 13.5	(10, 1)	0.0		1	0	0	0	0	0	1	0	0	0	0	1	5	∞	∞
27 Bryan Shaw, R ERA: 7.71	(10, 1)	0.1	L	3	1	1	1	1	1	0	0	0	0	1	5	12	27.00	6.000

PITCHER	IP	WLS	BF	H	R	ER	SO	BB	IBB	HBP	BLK	WP	HR	S	P	ERA	WHIP

BOTTOM	
AB	35
R	3
H	6
RBI	2
BB	4
SO	10
LOB	16

Cleveland Indians @ Minnesota Twins

Target Field, Minneapolis, MN

Sat Apr 18 2015, 1:11 PM - 3:46 PM CDT

Att. 23,949 - Partly Cloudy - 67 F

livebaseballscorecards.com

Batter	1	2	3	4	5	6	7	8	9	AB	R	H	RBI	BB	SO	LOB
24 Michael Bourn, L (1, 8) OBP: 0.244, SLG: 0.238	B SI 92 X FF 91 1-0 ① L9		L SI 90 X FF 92 0-1 ① G4-3 2-3		C SI 90 B CH 86 F FF 91 B KC 78 C FC 88 2-3 ① K		B FF 90 B SI 89 C SI 89 X SI 89 2-1 ② L9			4	0	0	0	0	1	3
22 Jason Kipnis, L (1, 4) OBP: 0.250, SLG: 0.268	C FF 92 L SI 92 B FF 92 B FC 89 F SI 91 B FF 92 X FF 90 3-2 ② F8		C FF 92 F FF 91 B FC 89 X FC 88 1-2 ② G4-3		X FF 92 0-0 ② G4-3		X FF 90 0-0 23 WP 1B 1-3 2-H			4	0	1	1	0	0	1
23 Michael Brantley, L (1, 7) OBP: 0.235, SLG: 0.250	X SI 92 0-0 ③ L4		B SI 91 B KC 78 B SI 91 C SI 90 B SI 90 4-1 BB		C SI 91 X CH 88 0-1 ③ L9		C SL 77 C SI 87 B SL 77 X SL 77 1-2 ③ F8 1-2 3-H			3	0	0	0	1	0	1
41 Carlos Santana, S (1, 3) OBP: 0.364, SLG: 0.351		B FF 90 B FF 91 F FF 90 F FF 91 B FC 88 F FF 92 X FF 91 3-2 7 G1-3 1B	C FF 92 X SI 91 0-1 ③ P6			X SI 90 0-0 ① G3-1		C SI 92 B FF 93 B FF 93 X SI 93 2-1 ① L7		4	0	1	0	0	0	2
44 Brandon Moss, L (1, 10) OBP: 0.273, SLG: 0.321		X FF 90 0-0 ① P5		C KC 74 F FF 90 B FC 87 X FC 88 1-2 7 G4-3 8 SF7 2B		C FF 90 F FF 90 B SI 90 F FF 90 B FF 91 S SI 90 3-3 ② K		C CU 73 C FF 93 S FF 94 0-3 ② K		4	1	1	0	0	2	1
7 David Murphy, L (1, 9) OBP: 0.250, SLG: 0.222		C FF 91 B SI 90 X SI 90 1-1 ② G1-3 1-2		F SI 90 X SI 90 0-1 ① G4-3 2-3		X SI 90 0-0 ③ G3-1		C CU 73 X SI 94 0-1 ③ G6-3		4	0	0	0	0	0	2
8 Lonnie Chisenhall, L (1, 5) OBP: 0.303, SLG: 0.276		B FF 91 F FF 91 X FF 91 1-1 ③ G4-3		X FF 91 0-0 ② SF7 3-H			C SI 89 B FF 89 X SI 89 1-1 ① P6		C CU 70 X SI 92 0-1 ① G4-3	3	0	0	1	0	0	1
55 Roberto Pérez, R (1, 2) OBP: 0.318, SLG: 0.600			C FF 92 B SI 90 X FF 91 1-1 HR	C KC 76 F SI 91 B KC 78 X FC 87 1-2 1B			B FC 86 F SI 90 X SI 89 1-1 11 1B 22 1B 1B		S SL 85 F SL 87 F SI 93 F CU 78 B FF 93 X SI 93 1-2 ② G5-3	4	2	3	1	0	0	0
11 José Ramírez, S (1, 6) OBP: 0.273, SLG: 0.355			X FF 91 0-0 24 G4-3 2B	C SI 90 B CH 86 T SI 90 B FF 89 F CH 86 C FC 88 2-3 ③ K			1 SAFE X SI 89 0-0 22 1B 1-2 23 WP 1B		X CU 73 0-0 ③ F7	4	1	2	0	0	1	1

Inning Stats																		
	R: 0	H: 0	R: 0	H: 1	R: 1	H: 2	R: 1	H: 2	R: 0	H: 0	R: 0	H: 0	R: 2	H: 3	R: 0	H: 0	R: 0	H: 0
	E: 0	LOB: 0	E: 0	LOB: 1	E: 0	LOB: 2	E: 0	LOB: 1	E: 0	LOB: 0	E: 0	LOB: 0	E: 0	LOB: 1	E: 0	LOB: 0	E: 0	LOB: 0
	K: 0	BB: 0	K: 0	BB: 0	K: 0	BB: 1	K: 1	BB: 0	K: 1	BB: 0	K: 1	BB: 0	K: 0	BB: 0	K: 1	BB: 0	K: 0	BB: 0
	S: 6	P: 10	S: 9	P: 14	S: 11	P: 17	S: 13	P: 17	S: 6	P: 8	S: 5	P: 8	S: 11	P: 16	S: 7	P: 9	S: 8	P: 9

	1B: 5	SF: 1	WP: 1	PA: 36
	2B: 2	SAC: 0	PB: 0	
	3B: 0	DP: 0	SB: 0	
	HR: 1	HBP: 0	CS: 0	

	AB	34
	R	4
	H	8
	RBI	3
	BB	1
	SO	4
	LOB	12

PITCHER		IP	WLS	BF	H	R	ER	SO	BB	IBB	HBP	BLK	WP	HR	S	P	ERA	WHIP
45 Phil Hughes, R ERA: 5.3	(1, 1)	6.2	L	29	8	4	4	3	1	0	0	0	0	1	58	86	5.40	1.350
56 Caleb Thielbar, L ERA:	(7, 1)	0.1		1	0	0	0	0	0	0	0	0	1	0	3	4	0.00	0.000
36 Blaine Boyer, R ERA: 7.11	(8, 1)	2.0		6	0	0	0	1	0	0	0	0	0	0	15	18	0.00	0.000

PITCHER	IP	WLS	BF	H	R	ER	SO	BB	IBB	HBP	BLK	WP	HR	S	P	ERA	WHIP

BOTTOM

Cleveland Indians @ Minnesota Twins

Target Field, Minneapolis, MN

Sat Apr 18 2015, 1:11 PM - 3:46 PM CDT

Att. 23,949 - Partly Cloudy - 67 F

livebaseballscorecards.com

Batter	1	2	3	4	5	6	7	8	9	AB	R	H	RBI	BB	SO	LOB
39 Danny Santana, S (1, 6) OBP: 0.195, SLG: 0.220	C FF 93 B FF 94 F FF 96 S CH 87 1-3 ① K		S FF 96 S FF 97 F FF 97 F FF 98 2 SAFE B FF 98 S CH 87 1-3 ② K			B CU 79 S FF 96 F FF 96 B FF 98 T CH 88 2-2 ① K		C FF 97 B SL 80 X FF 96 1-1 ① G5-3		4	0	0	0	0	3	1
48 Torii Hunter, R (1, 9) OBP: 0.263, SLG: 0.286	B FF 96 F FF 95 F FF 98 B FF 96 B CH 87 F FF 97 X FF 96 3-2 ② L8		B FF 96 F FF 95 F FF 97 X FF 98 1-2 2-H 2B			F CU 82 B SL 85 F SL 84 B CH 90 X CH 88 2-2 ② G5-3		B FF 92 X FF 95 1-0 ② B2		4	0	1	1	0	0	0
7 Joe Mauer, L (1, 3) OBP: 0.370, SLG: 0.308	B FF 96 C FF 96 F FF 96 X FF 95 1-2 1B		B FF 96 C CH 84 B FF 96 S CH 85 B FF 96 S CH 86 3-3 ③ K			C FF 96 X FF 95 0-1 2B		B FF 96 X FF 94 1-0 ③ F8		4	0	2	0	0	1	1
2 Brian Dozier, R (1, 4) OBP: 0.283, SLG: 0.366	C FF 95 C SL 87 S CH 87 0-3 ③ K2-3			B SL 86 B SL 87 F FF 96 S FF 96 B FF 98 B FF 98 4-2 8 G6-4-3 BB		B FF 96 C FF 97 S CH 89 B CH 88 B FF 98 D CH 87 4-2 BB			C FF 95 B KC 84 B KC 85 F FF 95 S KC 84 2-3 ① K	2	0	0	0	2	2	1
19 Kennys Vargas, S (1, 10) OBP: 0.231, SLG: 0.297		B FF 95 F CH 85 B FF 97 S FF 96 B CH 88 S FF 96 3-3 ① K		C FF 94 B SI 94 S FF 97 T FF 98 1-2 ① K		B FF 96 S FF 97 X FF 97 1-1 ③ L5			B FF 94 F FF 94 S KC 84 S KC 84 1-3 ② K	4	0	0	0	0	3	3
8 Kurt Suzuki, R (1, 2) OBP: 0.313, SLG: 0.429 12 Chris Herrmann, L (9, PR) OBP: 0.333, SLG: 0.556		B SL 87 F FF 96 T SL 86 S CH 88 1-3 ② K		1 SAFE C FF 96 B FF 96 1 SAFE 1 SAFE X FF 97 1-1 ② ③ G6-4-3 1-2f			B FF 93 C SI 95 F FF 95 B SI 97 F CH 86 B FF 97 X FF 97 3-2 HR		B FF 94 C KC 84 B KC 85 F FF 95 B FF 94 F FF 94 B FF 95 4-2 5 WP 5 DI BB	3 0	1 0	1 0	1 0	1 0	1 0	1 0
31 Oswaldo Arcia, L (1, 7) OBP: 0.286, SLG: 0.320 5 Eduardo Escobar, S (7, PH) OBP: 0.217, SLG: 0.190 (8, 7)		B FF 96 B FF 96 S FF 97 S FF 98 B FF 98 S FF 98 3-3 ③ K			F FF 95 B CH 87 X CH 87 1-1 ① F9		B FF 95 F FF 94 S FF 95 S SL 79 1-3 ① K		B KC 85 C KC 84 S KC 84 F KC 85 S KC 84 1-3 ③ K 1-3	2 2	0 0	0 0	0 0	0 0	1 2	0 1
9 Eduardo Núñez, R (1, 5) OBP: 0.667, SLG: 1.000			C FF 94 F CU 80 X CH 86 0-2 48 2B 2B		C FF 98 B FF 98 X FF 97 1-1 1 F7-3 1B		C SL 77 S SL 79 B SL 78 X SL 77 1-2 ② F7			3	1	2	0	0	0	0
1 Jordan Schafer, L (1, 8) OBP: 0.172, SLG: 0.179			S FF 95 L FF 96 B FF 97 S FF 97 1-3 ① K		X FF 96 0-0 ② ③ F7-3 1-2		B FF 96 B FF 95 F FF 94 X FF 95 2-1 ③ B1-3			3	0	0	0	0	1	2
Inning Stats	R: 0 E: 0 K: 2 S: 13 H: 1 LOB: 1 BB: 0 P: 18	R: 0 E: 0 K: 3 S: 9 H: 0 LOB: 0 BB: 0 P: 16	R: 1 E: 0 K: 3 S: 17 H: 2 LOB: 1 BB: 0 P: 23	R: 0 E: 0 K: 1 S: 7 H: 0 LOB: 0 BB: 1 P: 13	R: 0 E: 0 K: 0 S: 5 H: 1 LOB: 0 BB: 0 P: 7	R: 0 E: 0 K: 1 S: 12 H: 1 LOB: 2 BB: 1 P: 21	R: 1 E: 0 K: 1 S: 12 H: 1 LOB: 0 BB: 0 P: 19	R: 0 E: 0 K: 0 S: 4 H: 0 LOB: 0 BB: 0 P: 7	R: 0 E: 0 K: 3 S: 13 H: 0 LOB: 2 BB: 1 P: 21	1B: 2 2B: 4 3B: 0 HR: 1 SF: 0 SAC: 0 DP: 2 HBP: 0						

	AB	31
	R	2
	H	6
	RBI	2
	BB	3
	SO	14
	LOB	10

WP: 1 PA: 34
PB: 0
SB: 0
CS: 0

PITCHER		IP	WLS	BF	H	R	ER	SO	BB	IBB	HBP	BLK	WP	HR	S	P	ERA	WHIP
31 Danny Salazar, R ERA: 3.0	(1, 1)	6.0	W	24	6	2	2	10	2	0	0	0	0	1	67	105	3.00	1.333
50 Nick Hagadone, L ERA: 3.38	(7, 1)	2.0	H	6	0	0	0	1	0	0	0	0	0	0	12	19	0.00	0.000
37 Cody Allen, R ERA: 9.82	(9, 1)	1.0	S	4	0	0	0	3	1	0	0	0	1	0	13	21	0.00	1.000

PITCHER	IP	WLS	BF	H	R	ER	SO	BB	IBB	HBP	BLK	WP	HR	S	P	ERA	WHIP

Batter	1	2	3	4	5	6	7	8	9	AB	R	H	RBI	BB	SO	LOB
24 Michael Bourn, L (1, 8) OBP: 0.265, SLG: 0.244 4 Mike Aviles, R (8, 8) OBP: 0.320, SLG: 0.409	B FF 90 X FF 91 1-0 ① F7		C SI 92 S CH 84 F CH 86 B FF 93 X SI 92 2-2 22 1B 23 1B 1B		C CH 84 B SI 93 B FF 92 B FF 92 F SI 90 S CH 84 3-3 ③ K			S SL 80 F FF 89 B FF 91 B FF 90 F SL 79 B SL 79 B FF 89 4-2 22 1B BB		3 0	1 0	1 0	0 0	1 0	1 0	0 0
22 Jason Kipnis, L (1, 4) OBP: 0.271, SLG: 0.289	C FF 92 B SI 91 F CH 82 B FF 92 S FF 92 2-3 ② K		X SI 91 0-0 23 1B 1-3 1B			C SI 91 S FF 91 B CH 85 B FF 91 X CH 84 2-2 ① F8		B FF 89 C FF 89 C FF 89 F SL 80 B FF 91 F SL 80 X FF 90 2-2 23 G4-3 1-2 1B		4	0	2	0	0	1	0
23 Michael Brantley, L (1, 7) OBP: 0.238, SLG: 0.250 9 Ryan Raburn, R (8, 7) OBP: 0.235, SLG: 0.438	B FF 91 C FF 91 F FF 92 F CH 84 B FF 95 B FF 94 F FF 93 X SI 92 3-2 ③ F8		B CU 76 X FF 93 1-0 1-2 3-H 1B			X CH 82 0-0 ② G3		D FF 89 X SL 81 1-0 ②③ G4-3 1-2f		4 0	0 0	1 0	1 0	0 0	0 0	2 0
41 Carlos Santana, S (1, 3) OBP: 0.354, SLG: 0.415		C FF 92 B FF 91 B CU 75 X SI 90 2-1 ① P6	B FF 93 X CH 85 1-0 ③ G4-3			C CU 77 B FF 92 B FF 92 X FF 91 2-1 E3			B FF 94 F SI 92 C SL 83 F FF 96 B SL 84 F FF 96 B FF 96 X SI 94 3-2 HR	4	1	1	1	0	0	2
44 Brandon Moss, L (1, 9) OBP: 0.270, SLG: 0.313		C CU 77 B FF 93 C FF 92 X FF 92 1-2 1B		F FF 92 C CH 85 B FF 92 S FF 93 1-3 ① K		S CH 84 F FF 92 F CH 86 B CH 85 X FF 93 1-2 ③ F8			X SI 96 0-0 ① F7	4	0	1	0	0	1	1
7 David Murphy, L (1, 10) OBP: 0.227, SLG: 0.200 40 Jerry Sands, R (7, PH) OBP: 0.421, SLG: 0.500 (7, 10)		B SI 92 C SI 92 C CU 77 X FF 92 1-2 ② F8		C SI 92 S CH 85 B CH 86 B CH 84 B SI 93 X SI 92 3-2 ② L6			C FF 90 S FF 89 S FF 90 0-3 ① K		B SL 85 S SL 85 B FF 96 B FF 96 B FF 96 4-1 8 1B BB	2 1	0 0	0 0	0 1	0 1	0 1	1 0
8 Lonnie Chisenhall, L (1, 5) OBP: 0.297, SLG: 0.273		S FF 92 X FF 93 0-1 ③ L8		B CU 77 X FF 91 1-0 ③ G4-3			C SL 80 F SL 80 X SL 78 0-2 ② L3		C FF 95 X SI 94 0-1 1-2 1B	4	0	1	0	0	0	1
55 Roberto Pérez, R (1, 2) OBP: 0.280, SLG: 0.522 12 Brett Hayes, R (8, 2)			B FF 92 C SL 81 S FF 92 B CH 84 F FF 94 B FF 92 F FF 93 X FF 94 3-2 ① G6-3		C FF 92 B CU 76 B FF 90 B SI 88 X FF 91 3-1 ① L7		C SL 79 C FF 91 B SL 80 B SL 79 X FF 91 2-2 ③ F8		F SL 86 F FF 95 B FF 97 F FF 96 F SL 86 B FF 96 F SL 86 B FF 95 T SL 85 3-2 ② K	3 1	0 0	0 0	0 0	0 0	0 1	0 2
11 José Ramírez, S (1, 6) OBP: 0.243, SLG: 0.314			B CU 77 F SI 92 B FF 93 B SI 91 C FF 91 F SI 90 X SI 92 3-2 ② G3		B CH 85 F SI 92 S FF 92 S CH 85 1-3 ② K			C FF 88 C FF 87 F SL 77 F FF 90 F FF 89 F SL 78 X SL 79 0-2 ① F9	B FF 94 X FF 93 1-0 ③ L8	4	0	0	0	0	1	2
Inning Stats	R: 0 E: 0 K: 1 S: 9 H: 0 LOB: 0 BB: 0 P: 15	R: 0 E: 0 K: 0 S: 10 H: 1 LOB: 1 BB: 0 P: 14	R: 1 E: 0 K: 0 S: 16 H: 3 LOB: 2 BB: 0 P: 26	R: 0 E: 0 K: 1 S: 7 H: 0 LOB: 0 BB: 0 P: 12	R: 0 E: 0 K: 2 S: 8 H: 0 LOB: 0 BB: 0 P: 15	R: 0 E: 1 K: 0 S: 10 H: 0 LOB: 1 BB: 0 P: 15	R: 0 E: 0 K: 1 S: 9 H: 0 LOB: 0 BB: 0 P: 11	R: 0 E: 0 K: 0 S: 17 H: 1 LOB: 1 BB: 1 P: 24	R: 1 E: 0 K: 1 S: 16 H: 2 LOB: 2 BB: 1 P: 27	1B: 6 2B: 0 3B: 0 HR: 1	SF: 0 SAC: 0 DP: 1 HBP: 0						

PITCHER		IP	WLS	BF	H	R	ER	SO	BB	IBB	HBP	BLK	WP	HR	S	P	ERA	WHIP
65 Trevor May, R ERA: 4.76	(1, 1)	6.0	W	23	4	1	1	4	0	0	0	0	0	0	60	97	1.50	0.667
64 Aaron Thompson, L ERA: 0.87	(7, 1)	2.0		7	1	0	0	1	1	0	0	0	0	0	26	35	0.00	1.000
62 J.R. Graham, R ERA: 3.86	(9, 1)	1.0		6	2	1	1	1	1	0	0	0	0	1	16	27	9.00	3.000

PITCHER	IP	WLS	BF	H	R	ER	SO	BB	IBB	HBP	BLK	WP	HR	S	P	ERA	WHIP

TOP

Cleveland Indians @ Minnesota Twins

Target Field, Minneapolis, MN

Sun Apr 19 2015, 1:13 PM - 3:58 PM CDT

Att. 17,923 - Overcast - 58 F

livebaseballscorecards.com

AB	34
R	2
H	7
RBI	2
BB	2
SO	6
LOB	11

WP: 0	PA: 36		
PB: 0			
SB: 0			
CS: 0			

Batter	1	2	3	4	5	6	7	8	9	AB	R	H	RBI	BB	SO	LOB
2 Brian Dozier, R (1, 4) OBP: 0.275, SLG: 0.333	B SI 90 F SI 89 B SI 91 X SI 90 2-1 L7 ①	C CH 82 B CH 83 F SI 90 S SI 89 1-3 K ②		B CH 82 B SI 90 X SI 90 2-0 FC5-4 ② 1-2f 2-3		1 SAFE S FF 92 C FF 91 1 SAFE B FF 91 B SL 82 B SL 84 B FF 92 4-2 48 HR BB 1-2		B FC 91 S SL 80 C FC 90 F SL 81 X SL 79 1-2 L7 ①		4	1	0	0	1	1	5
48 Torii Hunter, R (1, 9) OBP: 0.256, SLG: 0.350	C CU 77 B SI 90 F SI 89 X SI 90 1-2 G4-3 ②	B SI 90 X CH 84 1-0 F7 ③		B SI 90 S SL 84 B SL 82 X SI 91 2-1 G5-3 ③		C FF 92 D SL 84 X FF 92 1-1 HR 1-H 2-H		B SL 80 B FC 90 F FC 90 X FC 89 2-1 P3 ②		5	1	1	3	0	0	5
7 Joe Mauer, L (1, 3) OBP: 0.353, SLG: 0.295	C SI 90 C SI 92 X SL 85 0-2 F7 ③		F SI 89 B SI 90 B SL 84 X SI 91 2-1 G4-3 ①		B SI 88 B SL 81 C SI 89 F SI 88 X SL 84 2-2 L7 ① C FF 93 X FF 92 0-1 1B			B FC 90 B SL 79 C FC 89 S FC 91 F SL 79 B FC 92 F FC 90 X FC 90 3-2 L5 ③		5	0	1	0	0	0	1
19 Kennys Vargas, S (1, 10) OBP: 0.256, SLG: 0.300		B SI 90 B SI 89 B CH 83 B SI 88 4-0 24 2B 31 SF7 BB	X SI 90 0-0 G6-3 ②		C SI 89 F SL 82 B SL 83 X SL 81 1-2 24 1B 1B C FF 92 B SL 84 S SL 85 D SL 84 S FF 93 2-3 K ③					3	1	1	0	1	1	1
24 Trevor Plouffe, R (1, 5) OBP: 0.279, SLG: 0.436		C SI 89 B SI 90 F SI 90 B SL 83 F SL 83 X SI 92 2-2 5 1B 2B 1-3	C SI 91 B CU 76 B CH 82 B CH 82 X SI 90 3-1 G6-3 ③		B SI 89 B SI 90 X SI 90 2-0 ② 1-3 1B		B FF 92 X SL 83 1-0 31 G3 2B			4	1	3	0	0	0	0
8 Kurt Suzuki, R (1, 2) OBP: 0.333, SLG: 0.400		B SI 90 F SI 91 F SL 83 B SI 92 H SI 91 3-2 5 1B 21 E HBP		B SI 88 B CH 83 B SI 89 B SI 89 4-0 5 FC5-4 31 1B 21 1B BB	1 SAFE B SI 88 X CH 82 1-0 G5-3 ③		F FF 92 C FF 92 F FF 91 F FF 92 S SL 85 0-3 ①			2	2	0	0	1	1	2
31 Oswaldo Arcia, L (1, 7) OBP: 0.281, SLG: 0.321		C SI 91 F SI 92 X SL 86 0-2 SF7 ① 3-H		C SI 90 X SI 92 0-1 5 FC5-4 1-2 1B		F SI 87 S SL 81 B SL 82 X SL 83 1-2 L5 ①	X SI 90 0-0 G3 ② 2-3			3	0	1	1	0	0	1
5 Eduardo Escobar, S (1, 6) OBP: 0.222, SLG: 0.200		C SI 90 B SI 90 F SI 92 F SL 84 X SI 90 1-2 21 E 1B 1-3 2-H		B CH 82 C SI 90 X CH 83 1-1 FC5-4 ① 2 FC5-4 21 1B 1-2f 2-3		F CH 81 F SI 86 C SI 87 0-3 ②	B SI 92 C SI 91 D SL 85 S SL 84 F SL 84 F SL 85 F SL 83 F SL 85 F SI 94 2-3 S SL 84 ③			4	0	1	1	0	2	3
21 Shane Robinson, R (1, 8) OBP: 0.368, SLG: 0.421		X CH 83 0-0 E6 1-2 3-H		X CH 84 0-0 2 FC5-4 1-2 3-H 1B		C CU 76 C SI 88 B SL 81 F SI 89 X SI 89 1-2 2 BB 48 HR 1B		B FC 90 C FC 90 B FC 90 F FC 90 B FC 92 X FC 92 3-2 1B		4	1	3	2	0	0	1
Inning Stats	R: 0 E: 0 K: 0 S: 8 H: 0 LOB: 0 BB: 0 P: 11	R: 3 E: 1 K: 1 S: 18 H: 2 LOB: 2 BB: 1 P: 30	R: 0 E: 0 K: 0 S: 5 H: 0 LOB: 0 BB: 0 P: 10	R: 1 E: 0 K: 0 S: 8 H: 2 LOB: 2 BB: 1 P: 17	R: 0 E: 0 K: 0 S: 8 H: 2 LOB: 1 BB: 0 P: 14	R: 3 E: 0 K: 2 S: 19 H: 3 LOB: 1 BB: 1 P: 28	R: 0 E: 0 K: 2 S: 15 H: 1 LOB: 1 BB: 0 P: 18	R: 0 E: 0 K: 0 S: 14 H: 1 LOB: 1 BB: 0 P: 23		1B: 8 2B: 2 3B: 0 HR: 1 SF: 1 SAC: 0 DP: 0 HBP: 1					

PITCHER		IP	WLS	BF	H	R	ER	SO	BB	IBB	HBP	BLK	WP	HR	S	P	ERA	WHIP
58 TJ House, L ERA: 14.14	(1, 1)	5.2	L	27	7	5	5	2	2	0	1	0	0	0	57	94	7.94	1.588
51 Anthony Swarzak, R ERA: 5.4	(6, 1)	0.2		6	3	2	2	2	1	0	0	0	0	1	15	23	27.00	6.000
35 Marc Rzepczynski, L ERA: 9.0	(7, 1)	0.2		2	0	0	0	1	0	0	0	0	0	0	9	11	0.00	0.000
27 Bryan Shaw, R ERA: 5.4	(8, 1)	1.0		4	1	0	0	0	0	0	0	0	0	0	14	23	0.00	1.000

PITCHER	IP	WLS	BF	H	R	ER	SO	BB	IBB	HBP	BLK	WP	HR	S	P	ERA	WHIP

BOTTOM

Cleveland Indians @ Minnesota Twins

Target Field, Minneapolis, MN

Sun Apr 19 2015, 1:13 PM - 3:58 PM CDT

Att. 17,923 - Overcast - 58 F

livebaseballscorecards.com

AB	34
R	7
H	11
RBI	7
BB	3
SO	5
LOB	19

Batter	1	2	3	4	5	6	7	8	9	AB	R	H	RBI	BB	SO	LOB
22 Jason Kipnis, L (1, 4) OBP: 0.250, SLG: 0.265	C FF 87 B FF 89 S FF 90 F FF 90 B FF 90 F FF 90 X FF 91 2-2 ① F7		X FF 87 0-0 ② G3-1		B FC 83 C FF 88 B FC 84 X FF 88 2-1 ② F8		L FF 92 X SL 84 0-1 ② G3			4	0	0	0	0	0	0
4 Mike Aviles, R (1, 8) OBP: 0.379, SLG: 0.440	C FF 88 X SI 90 0-1 1B		B FF 87 C FF 89 B CU 76 C SI 89 B FF 89 B FC 86 4-2 23 2B BB		X SI 88 0-0 1B		B FF 93 C FF 92 B SL 85 S FF 92 X SL 86 2-2 ③ G6-3			3	1	2	0	1	0	0
23 Michael Brantley, L (1, 7) OBP: 0.240, SLG: 0.292	B FF 88 X FF 88 1-0 ② P5		B FF 89 X FF 89 1-0 1-H 2B		1 SAFE B FF 88 C FF 87 B FC 84 1 SAFE X CH 81 2-1 ③ G3			C SL 83 C FF 92 B SL 84 S SL 83 1-3 ① K		4	0	1	1	0	1	2
41 Carlos Santana, S (1, 3) OBP: 0.327, SLG: 0.378	C FF 89 F FF 89 1 SAFE X FC 85 0-2 ③ L8		D CH 81 S CH 82 F CH 81 C FF 89 1-3 ③ K			B FC 82 B CH 80 X FF 89 2-0 ① F9		C FF 91 B SL 83 C SL 84 B SL 84 X SL 84 2-2 ② G6-3		4	0	0	0	0	1	2
9 Ryan Raburn, R (1, 10) OBP: 0.333, SLG: 0.684		C FF 86 S FF 87 F FF 88 F FC 85 B CH 81 B FF 90 F FF 89 B FC 86 X FF 89 3-2 HR		C SI 87 C CU 75 B CH 81 B CH 81 C SI 89 2-3 ① K		F FF 88 X CH 80 0-1 8 F8 2B		F FF 92 B FF 92 B FF 92 F FF 92 B SL 85 F FF 91 F FF 92 F FF 91 F FF 92 4-2 B FF 93 7 FC6 BB		3	1	2	1	1	1	0
40 Jerry Sands, R (1, 9) OBP: 0.409, SLG: 0.450 7 David Murphy, L (8, PH) OBP: 0.217, SLG: 0.190 (8, 9)		B FF 89 C FF 89 F FF 89 X SI 90 1-2 ① F8		S FF 88 C FF 89 B CH 82 B FF 89 B CH 82 S CH 81 3-3 ② K		D FF 88 B CH 80 B CH 80 B CH 81 4-0 BB		C FS 83 S FC 87 X SI 89 0-2 ③ FC6 1-2f		2 1	0 0	0 0	0 0	1 0	1 0	0 1
8 Lonnie Chisenhall, L (1, 5) OBP: 0.268, SLG: 0.243		C FF 88 B CU 76 B CU 75 X SI 89 2-1 ② G4-3		C FF 89 X FC 85 0-1 ③ F8		D FF 87 X FF 88 1-0 ② F8 2-3			X FC 92 0-0 ① L6	4	0	0	0	0	0	2
12 Brett Hayes, R (1, 2) OBP: 0.200, SLG: 0.800		C FF 89 S FF 90 F SI 90 T FF 90 0-2 ③ K			B FF 86 S CH 79 X CH 80 1-1 HR	F FF 87 X FC 84 0-1 ③ F8			C FC 91 F KC 83 B FC 93 S KC 84 1-3 ② K	4	1	1	1	0	2	2
11 José Ramírez, S (1, 6) OBP: 0.220, SLG: 0.282			X FF 86 0-0 ① B1-3		C FF 87 B FF 88 X CH 81 1-1 ① G5-3		B FF 92 F FF 92 B FF 92 X FF 93 2-1 ① G3		C FC 94 C FC 94 S KC 85 0-3 ③ K	4	0	0	0	0	1	0

Inning Stats																		
	R: 0	H: 1	R: 1	H: 1	R: 1	H: 1	R: 0	H: 0	R: 1	H: 2	R: 0	H: 1	R: 0	H: 0	R: 0	H: 0	1B: 2	SF: 0	WP: 0	PA: 36
	E: 0	LOB: 1	E: 0	LOB: 0	E: 0	LOB: 1	E: 0	LOB: 0	E: 0	LOB: 1	E: 0	LOB: 2	E: 0	LOB: 1	E: 0	LOB: 0	2B: 2	SAC: 0	PB: 0	
	K: 0	BB: 0	K: 1	BB: 0	K: 1	BB: 1	K: 2	BB: 0	K: 0	BB: 1	K: 0	BB: 1	K: 0	BB: 0	K: 1	BB: 1	3B: 0	DP: 0	SB: 0	
	S: 11	P: 14	S: 15	P: 21	S: 8	P: 14	S: 8	P: 13	S: 9	P: 15	S: 6	P: 13	S: 7	P: 11	S: 15	P: 22	HR: 2	HBP: 0	CS: 0	

PITCHER		IP	WLS	BF	H	R	ER	SO	BB	IBB	HBP	BLK	WP	HR	S	P	ERA	WHIP
50 John Danks, L ERA: 6.06	(1, 1)	6.0		26	6	3	3	4	2	0	0	0	0	2	57	90	4.50	1.333
43 Dan Jennings, L ERA: 3.86	(7, 1)	1.2		6	0	0	0	1	1	0	0	0	0	0	19	30	0.00	0.600
57 Zach Putnam, R ERA: 8.31	(8, 1)	0.1		1	0	0	0	0	0	0	0	0	0	0	3	3	0.00	0.000
30 David Robertson, R ERA:	(9, 1)	1.0	W	3	0	0	0	2	0	0	0	0	0	0	7	8	0.00	0.000

PITCHER	IP	WLS	BF	H	R	ER	SO	BB	IBB	HBP	BLK	WP	HR	S	P	ERA	WHIP

TOP

Cleveland Indians @ Chicago White Sox

U.S. Cellular Field, Chicago, IL

Mon Apr 20 2015, 8:12 PM - 11:03 PM EDT

Att. 13,055 - Overcast - 46 F

livebaseballscorecards.com

AB	33
R	3
H	6
RBI	3
BB	3
SO	7
LOB	9

Batter	1	2	3	4	5	6	7	8	9	AB	R	H	RBI	BB	SO	LOB
1 Adam Eaton, L (1, 8) OBP: 0.216, SLG: 0.191	B FF 92 B FF 92 F FF 92 B FF 92 B FF 91 4-1 79 1B BB		1 SAFE B SI 93 B CH 86 B CH 86 C FF 94 C FF 93 F CH 87 F FF 94 F CH 86 4-2 B FF 94 53 G5-4-3 1-2 BB		C FF 91 X CH 85 0-1 ③ L8			F FF 96 F FF 96 S FF 96 0-3 ② K	F FF 95 S KC 86 B KC 86 D KC 86 X FF 94 2-2 53 1B 1-2 2-3 1B	3	0	1	0	2	1	0
53 Melky Cabrera, S (1, 7) OBP: 0.275, SLG: 0.280	B SI 91 F FC 86 T CH 86 1 SAFE B FF 93 B CH 86 1 SAFE X FF 95 3-2 ① F7		L CH 86 F FC 87 D KC 80 B CH 88 B SI 94 X SI 94 3-2 ①② G5-4-3 1-2f 2-3			B CH 84 B FF 91 C FF 91 X FC 84 2-1 ① G4-3		C FC 92 B SL 79 B FF 96 B FF 95 B FF 94 4-1 BB	D KC 85 B FF 95 F FF 94 F FF 95 F FF 95 B KC 85 X FF 95 3-2 1-2 2-3 3-H 1B	4	0	1	1	1	0	3
79 José Abreu, R (1, 3) OBP: 0.300, SLG: 0.553	1 SAFE 1 SAFE X FF 91 0-0 1-2 1B		S FC 86 S FC 86 X FC 86 0-2 ③ P6			B FC 86 X FC 83 1-0 ② F8		B SL 81 B FC 92 F FC 92 F FC 91 S SL 83 2-3 ③ K		4	0	1	0	0	1	2
25 Adam LaRoche, L (1, 10) OBP: 0.333, SLG: 0.488	C CH 86 S FF 94 B FF 94 B FC 88 S CH 88 2-3 ② K			B CH 86 F FF 92 B CH 85 F FC 84 S FF 95 2-3 ① K		C FC 84 B KC 76 C CH 85 B KC 80 X FF 94 2-2 ③ G6-3			C FF 96 C KC 86 C FF 95 0-3 ① K	4	0	0	0	0	3	2
26 Avisaíl García, R (1, 9) OBP: 0.372, SLG: 0.462	X FC 86 0-0 ③ G6-3			C FF 92 F FC 87 S KC 79 0-3 ② K			F FF 92 F FC 85 B FF 91 B SI 92 X KC 79 2-2 20 FC4 1B		F FF 96 F FF 96 X KC 86 0-2 10 WP 10 2B 2B	4	1	2	0	0	1	2
12 Conor Gillaspie, L (1, 5) OBP: 0.281, SLG: 0.367		B FF 92 F CH 84 S FC 85 B FC 79 S CH 86 2-3 ① K		F CH 87 X CH 85 0-1 2B			C FF 91 F FC 83 D CH 88 B FC 85 X SI 93 2-2 ① F7		B FF 95 F FF 96 C KC 84 B KC 85 B FF 95 F FF 96 B FF 96 4-2 10 WP 10 2B BB	3	1	1	0	1	1	1
10 Alexei Ramirez, R (1, 6) OBP: 0.250, SLG: 0.263		C FC 85 C FF 92 B FC 78 B SI 94 F FF 94 F FC 88 B SI 94 S FC 87 3-3 ② K		F FC 85 B FF 94 F FF 93 S FC 89 1-3 ③ K			B CH 86 S FC 84 B FC 86 B FF 93 X FF 93 3-1 ② L7		B KC 88 X FF 95 1-0 21 1B 15 1B 1-H 2-H 2B	4	1	1	2	0	2	2
58 Geovany Soto, R (1, 2) OBP: 0.231, SLG: 0.462 20 JB Shuck, L (7, PH) OBP: 0.333, SLG: 0.333 21 Tyler Flowers, R (8, 2) OBP: 0.360, SLG: 0.542		C FF 94 F FF 93 B KC 78 B SI 96 B FC 86 S FC 86 3-3 ③ K			X FF 91 0-0 ① P3		C FF 93 X FF 93 0-1 ③ FC4 1-2f		C KC 85 X KC 85 0-1 1 1B 15 1B 53 1B 2-3 1B	2 1 1	0 0 1	0 0 1	0 0 0	0 0 0	1 0 0	0 1 0
7 Micah Johnson, L (1, 4) OBP: 0.333, SLG: 0.269 15 Gordon Beckham, R (8, PH) OBP: 0.438, SLG: 0.667 (9, 4)			B FF 93 X FF 92 1-0 53 G5-4-3 1 S 1B		C FF 90 X FF 91 0-1 ② G4-3			C FF 95 B FF 95 B FF 94 F FF 94 B FF 94 X FF 94 3-2 ① P3	X FF 94 0-0 53 1B 1 1B 1-2 3-H 1B	2 2	0 0	1 1	0 0	0 0	0 0	0 0
Inning Stats	R: 0 E: 0 K: 1 S: 9 H: 1 LOB: 2 BB: 1 P: 18	R: 0 E: 0 K: 3 S: 11 H: 0 LOB: 0 BB: 0 P: 19	R: 0 E: 0 K: 0 S: 12 H: 1 LOB: 1 BB: 1 P: 20	R: 0 E: 0 K: 3 S: 11 H: 1 LOB: 1 BB: 0 P: 14	R: 0 E: 0 K: 0 S: 5 H: 0 LOB: 0 BB: 0 P: 5	R: 0 E: 0 K: 0 S: 6 H: 0 LOB: 0 BB: 0 P: 11	R: 0 E: 0 K: 0 S: 10 H: 1 LOB: 1 BB: 0 P: 17	R: 0 E: 0 K: 2 S: 10 H: 0 LOB: 1 BB: 1 P: 19	R: 4 E: 0 K: 1 S: 20 H: 6 LOB: 3 BB: 1 P: 30	1B: 7 2B: 3 3B: 0 HR: 0 SF: 0 SAC: 0 DP: 1 HBP: 0						

PITCHER	IP	WLS	BF	H	R	ER	SO	BB	IBB	HBP	BLK	WP	HR	S	P	ERA	WHIP
47 Trevor Bauer, R (1, 1) ERA: 0.95	7.0		26	4	0	0	7	2	0	0	0	0	0	64	104	0.00	0.857
50 Nick Hagadone, L (8, 1) ERA: 3.0	0.2	H	3	0	0	0	1	1	0	0	0	0	0	7	14	0.00	1.500
27 Bryan Shaw, R (8, 1) ERA: 4.91	0.1	H	1	0	0	0	1	0	0	0	0	0	0	3	5	0.00	0.000
37 Cody Allen, R (9, 1) ERA: 18.0	0.1	L	8	6	4	4	1	1	0	0	0	1	0	20	30	108.00	21.000

PITCHER	IP	WLS	BF	H	R	ER	SO	BB	IBB	HBP	BLK	WP	HR	S	P	ERA	WHIP

BOTTOM

Cleveland Indians @ Chicago White Sox

U.S. Cellular Field, Chicago, IL

Mon Apr 20 2015, 8:12 PM - 11:03 PM EDT

Att. 13,055 - Overcast - 46 F

livebaseballscorecards.com

AB	34
R	4
H	10
RBI	4
BB	4
SO	10
LOB	13

WP: 1 PA: 38
PB: 0
SB: 1
CS: 0

Batter	1	2	3	4	5	6	7	8	9	AB	R	H	RBI	BB	SO	LOB
24 Michael Bourn, L (1, 8) OBP: 0.264, SLG: 0.229	C FF 94 B CU 81 S FF 94 X FF 95 1-2 ① P6		B CH 87 S CH 87 B CH 87 X CH 87 2-1 ③ F8			L FF 90 B FF 91 B CH 87 X CH 86 2-1 ① G3	B FF 95 X FF 93 1-0 ① SH5-3 1-2 2-3		B CU 76 C SI 88 B SI 88 C SI 88 B SI 88 B SL 80 4-2 22 CS BB	3	0	0	0	1	0	0
22 Jason Kipnis, L (1, 4) OBP: 0.246, SLG: 0.264	C FF 95 B FF 96 F SL 90 F FF 94 F FF 94 X CH 88 1-2 ② G4-3			B FF 91 C CH 87 F CH 87 S FF 92 1-3 ① K		B CH 85 X CH 86 1-0 41 F9 23 1B 9 1B 1B	B SI 94 C SI 95 B SI 94 X FF 95 2-1 ② SF7 3-H		1 SAFE C SI 88 1 SAFE B SL 80 F FF 88 S CU 76 1-3 ②③ K 1-2	4	1	1	1	0	2	1
23 Michael Brantley, L (1, 7) OBP: 0.276, SLG: 0.321	B FF 95 B FF 95 X FF 94 2-0 ③ F9			C FF 92 F SL 89 B FF 92 F FF 92 F FF 93 B CH 87 X CH 87 2-2 ② G3		1 SAFE X FF 90 0-0 44 BB 9 1B 1-2 1B	B FF 95 X SI 96 1-0 2-H 1B			4	1	2	1	0	0	0
41 Carlos Santana, S (1, 3) OBP: 0.339, SLG: 0.438		C FF 93 B SL 90 F SL 90 B FF 94 B CH 89 X FF 94 3-2 HR		B CU 81 B CH 86 B FF 89 C FF 92 C FF 93 B FF 92 4-2 44 S BB		C FF 90 S CH 86 B FF 91 B CH 86 X CH 86 2-2 ② F9 2-3	S SL 85 B FF 96 B SI 93 B SL 85 C FF 94 X FF 95 3-2 ③ L4			3	1	1	1	1	0	3
44 Brandon Moss, L (1, 9) OBP: 0.268, SLG: 0.286		C SL 90 B FF 93 S FF 94 B SL 91 S CH 87 2-3 ① K		B FF 90 S CH 86 F CH 86 B FF 92 S CH 86 2-3 ③ K 1-2		B FF 97 B FF 97 B FF 96 B FF 96 4-0 9 1B 1-2 BB		C FF 93 B FF 94 B SI 94 B SI 94 C FF 92 X FF 94 3-2 ① G5-3		3	0	0	0	1	2	1
7 David Murphy, L (1, 10) OBP: 0.240, SLG: 0.348 9 Ryan Raburn, R (6, PH) OBP: 0.391, SLG: 0.762 (6, 10)		C FF 94 B FF 93 X CH 86 1-1 ② L8			C FF 91 B CH 88 X FF 88 1-1 HR	D SL 86 B FF 96 C FF 96 B FF 96 F FF 96 F FF 98 F FF 97 X FF 98 3-2 1-2 2-H 3-H 1B		F SI 94 F SI 96 B SL 87 B SL 87 X FF 94 2-2 2B		2	1	1	1	0	0	0
										2	0	2	2	0	0	0
8 Lonnie Chisenhall, L (1, 5) OBP: 0.244, SLG: 0.220		F FF 93 F FF 94 B FF 92 F FF 94 F FF 94 X FF 94 1-2 ③ F8			F CH 87 S FF 92 F FF 92 B CH 87 X CH 87 1-2 ① G1-3	S SL 88 D SL 89 X FF 96 1-1 ③ G5-3		B SL 85 B SI 94 F FF 94 F FF 94 S SL 87 2-3 ② K		4	0	0	0	0	1	3
55 Roberto Pérez, R (1, 2) OBP: 0.276, SLG: 0.462			C FF 92 F FF 93 B SL 88 B SL 88 B SL 90 F FF 94 S CH 85 3-3 ① K		S SL 88 F FF 92 F SL 88 F CH 86 C CH 86 0-3 ② K		B SL 87 C SI 94 B FF 96 B SI 94 F FF 95 F FF 96 B FF 96 4-2 24 SH5-3 11 BB 22 SF7 BB	B SI 93 X FF 94 1-0 ③ G6-3		3	1	0	0	1	2	1
11 José Ramírez, S (1, 6) OBP: 0.222, SLG: 0.262			B FF 92 B SI 92 F SL 93 B FF 92 X FF 91 3-1 ② P6		B CU 80 B FF 91 X CH 86 2-0 ③ P6		B FF 93 1 SAFE B SI 93 F SI 95 L FF 96 D SL 88 B SI 94 4-2 24 SH5-3 23 1B 1-2 BB		C SI 87 B CH 84 F SL 80 X SI 89 1-2 ① G6-3	3	1	0	0	1	0	0
Inning Stats	R: 0 E: 0 K: 0 S: 9 H: 0 LOB: 0 BB: 0 P: 13	R: 1 E: 0 K: 1 S: 13 H: 1 LOB: 0 BB: 0 P: 20	R: 0 E: 0 K: 1 S: 8 H: 0 LOB: 0 BB: 0 P: 16	R: 0 E: 0 K: 2 S: 13 H: 0 LOB: 1 BB: 1 P: 22	R: 1 E: 0 K: 1 S: 12 H: 1 LOB: 0 BB: 0 P: 16	R: 2 E: 0 K: 0 S: 14 H: 3 LOB: 2 BB: 1 P: 27	R: 2 E: 0 K: 0 S: 12 H: 1 LOB: 1 BB: 2 P: 27	R: 0 E: 0 K: 1 S: 10 H: 1 LOB: 1 BB: 0 P: 18	R: 0 E: 0 K: 1 S: 8 H: 0 LOB: 0 BB: 1 P: 14	1B: 4 2B: 1 3B: 0 HR: 2 SF: 1 SAC: 1 DP: 0 HBP: 0	WP: 0 PB: 0 SB: 1 CS: 1 PA: 38					

PITCHER		IP	WLS	BF	H	R	ER	SO	BB	IBB	HBP	BLK	WP	HR	S	P	ERA	WHIP
48 Hector Noesí, R ERA: 5.23	(1, 1)	5.2	L	22	4	4	4	5	1	0	0	0	0	2	62	99	6.35	0.882
55 Carlos Rodón, L ERA: 7.71	(6, 1)	2.1		13	3	2	2	1	3	0	0	0	0	0	29	60	7.71	2.571
33 Zach Duke, L ERA: 3.38	(9, 1)	1.0		3	0	0	0	1	1	0	0	0	0	0	8	14	0.00	1.000

PITCHER	IP	WLS	BF	H	R	ER	SO	BB	IBB	HBP	BLK	WP	HR	S	P	ERA	WHIP

TOP

Cleveland Indians @ Chicago White Sox

U.S. Cellular Field, Chicago, IL

Tue Apr 21 2015, 8:11 PM - 11:17 PM EDT

Att. 14,032 - Partly Cloudy - 46 F

livebaseballscorecards.com

AB	31
R	6
H	7
RBI	6
BB	5
SO	7
LOB	9

BOTTOM

Cleveland Indians @ Chicago White Sox

U.S. Cellular Field, Chicago, IL

Tue Apr 21 2015, 8:11 PM - 11:17 PM EDT

Att. 14,032 - Partly Cloudy - 46 F

livebaseballscorecards.com

Batter	1	2	3	4	5	6	7	8	9	AB	R	H	RBI	BB	SO	LOB
1 Adam Eaton, L (1, 8) OBP: 0.236, SLG: 0.216	C FF 96 F FF 97 B FF 98 F SL 89 F SL 89 T FF 97 1-2 ① K		X FF 89 0-0 53 G4-6-3 1-2 1B			C FF 89 B FF 88 B SL 84 X FF 89 2-1 ① G4-3		S FF 94 X CH 89 0-1 53 1B 79 1B 1B		4	1	2	0	0	1	0
53 Melky Cabrera, S (1, 7) OBP: 0.291, SLG: 0.296	B FF 97 F SL 90 S SI 98 B FF 96 S CH 89 2-3 ② K		F FF 92 B FF 93 S CH 85 X CH 88 1-2 ① ② G4-6-3 1-2f 2-3			C FF 89 X CU 76 0-1 79 WP 1B		B FF 93 B FF 93 C FF 93 B SI 94 C SI 94 F FF 94 X FF 95 3-2 25 E 79 1B 1-3 1B		4	0	2	0	0	1	2
79 José Abreu, R (1, 3) OBP: 0.315, SLG: 0.608	C SI 97 B CH 90 T CH 88 B SI 97 X SL 88 2-2 HR		C CH 88 F SI 96 S CH 89 0-3 ③ K2-3			B SL 85 C SL 86 B SL 85 S SL 86 B FF 91 S SL 86 3-3 ② K 1-2		X FC 91 0-0 25 E 1-2 3-H 1B		4	1	2	2	0	2	2
25 Adam LaRoche, L (1, 10) OBP: 0.308, SLG: 0.444	B FF 95 C FF 95 B CH 86 F FF 95 S CH 89 2-3 ③ K			F CH 81 X FF 94 0-1 ① G6-3		S SL 84 D SL 84 F SL 84 S SL 83 1-3 ③ K		C FF 93 B FF 95 F FF 94 D SL 79 B FF 93 F FF 92 X FF 92 3-2 E6 1-2 2-3		4	0	0	0	0	2	3
26 Avisaíl García, R (1, 9) OBP: 0.340, SLG: 0.419		S FF 92 F FF 93 B FF 93 S CH 87 1-3 ① K		X CH 87 0-0 ② L8			X SI 90 0-0 ① G6-3	B FC 93 C FC 92 S FC 93 F SL 82 B FC 95 S FC 94 2-3 ③ K		4	0	0	0	0	2	3
12 Conor Gillaspie, L (1, 5) OBP: 0.250, SLG: 0.324		X FF 94 0-0 ② F7		B FF 94 S CH 85 F FF 95 F CH 87 S CH 87 1-3 ③ K			C SI 90 S SL 85 S SI 92 0-3 ② K		C FF 94 B KC 85 C FF 94 B FF 94 B KC 85 F FF 95 F FF 94 X FF 94 3-2 ① G4-3	4	0	0	0	0	2	0
10 Alexei Ramirez, R (1, 6) OBP: 0.250, SLG: 0.286		X SI 93 0-0 2B			S CH 81 B SI 93 X SL 87 1-1 ① G5-3		C FC 87 S SL 80 B SL 82 F CU 80 F FF 95 B SL 83 X FF 95 2-2 ③ G1-3		C KC 84 F KC 85 B KC 86 B KC 84 C FF 95 2-3 ② K	4	0	1	0	0	1	0
21 Tyler Flowers, R (1, 2) OBP: 0.310, SLG: 0.464		B CH 86 F SL 85 T FF 95 F SI 95 F CH 86 C SL 88 1-3 ③ K			T CH 84 X SL 86 0-1 ② G5-3			C FF 94 B CU 82 F FF 92 B CH 87 F FF 96 B FC 90 F SI 96 C FF 96 3-3 ① K	B KC 85 C KC 84 B FF 94 C FF 94 T FF 95 2-2 ③ K	4	0	0	0	0	3	1
7 Micah Johnson, L (1, 4) OBP: 0.333, SLG: 0.276			B CH 87 X CH 91 1-0 53 G4-6-3 1 1B 1B		B FF 94 C CH 82 L FF 94 S CH 86 1-3 ③ K2-3			C FF 95 B SL 80 F FF 93 X FF 95 1-2 ② G6-3		3	0	1	0	0	1	0

Inning Stats	1	2	3	4	5	6	7	8	9
	R: 1 E: 0 K: 3 S: 14	R: 0 E: 0 K: 2 S: 10	R: 0 E: 0 K: 1 S: 8	R: 0 E: 0 K: 1 S: 7	R: 0 E: 0 K: 1 S: 7	R: 0 E: 0 K: 2 S: 10	R: 0 E: 0 K: 1 S: 9	R: 1 E: 1 K: 2 S: 23	R: 0 E: 0 K: 2 S: 11
	H: 1 LOB: 0 BB: 0 P: 21	H: 1 LOB: 1 BB: 0 P: 12	H: 2 LOB: 1 BB: 0 P: 10	H: 0 LOB: 0 BB: 0 P: 8	H: 0 LOB: 0 BB: 0 P: 9	H: 1 LOB: 1 BB: 0 P: 16	H: 0 LOB: 0 BB: 0 P: 11	H: 3 LOB: 3 BB: 0 P: 35	H: 0 LOB: 0 BB: 0 P: 18

1B: 6 2B: 1 3B: 0 HR: 1	SF: 0 SAC: 0 DP: 1 HBP: 0	WP: 1 PB: 0 SB: 0 CS: 0	PA: 35
---	---	---	---

PITCHER		IP	WLS	BF	H	R	ER	SO	BB	IBB	HBP	BLK	WP	HR	S	P	ERA	WHIP
59 Carlos Carrasco, R ERA: 2.38	(1, 1)	5.0	W	18	4	1	1	8	0	0	0	0	0	1	46	60	1.80	0.800
48 Scott Atchison, R ERA:	(6, 1)	0.2	H	3	1	0	0	1	0	0	0	0	1	0	7	12	0.00	1.500
35 Marc Rzepczynski, L ERA: 6.0	(6, 1)	1.0	H	3	0	0	0	2	0	0	0	0	0	0	7	8	0.00	0.000
34 Zach McAllister, R ERA: 6.1	(7, 1)	1.0		6	3	1	1	1	0	0	0	0	0	0	20	29	9.00	3.000
50 Nick Hagadone, L ERA: 3.0	(8, 1)	0.0		1	0	0	0	0	0	0	0	0	0	0	4	7	∞	∞

PITCHER		IP	WLS	BF	H	R	ER	SO	BB	IBB	HBP	BLK	WP	HR	S	P	ERA	WHIP
27 Bryan Shaw, R ERA: 4.5	(8, 1)	0.1	H	1	0	0	0	1	0	0	0	0	0	0	4	6	0.00	0.000
37 Cody Allen, R ERA: 14.4	(9, 1)	1.0		3	0	0	0	2	0	0	0	0	0	0	11	18	0.00	0.000

Cleveland Indians @ Chicago White Sox

U.S. Cellular Field, Chicago, IL

Wed Apr 22 2015, 2:12 PM - 5:06 PM EDT

Att. 14,429 - Cloudy - 43 F

TOP

livebaseballscorecards.com

Batter	1	2	3	4	5	6	7	8	9	AB	R	H	RBI	BB	SO	LOB
24 Michael Bourn, L (1, 8) OBP: 0.276, SLG: 0.245	C FF 91 B FC 90 B FF 92 X FC 90 2-1 G3 ①		B FF 92 C SI 94 B FS 83 X FF 91 2-1 41 BB, 22 1B, 1B ①	C CU 82 B CU 82 B FF 92 S SL 83 F CU 82 F CU 82 X FC 91 2-2 G3 ③			C FF 94 X SL 84 0-1 G6-3 ②		B SI 92 B SI 94 C SI 93 F SI 92 D SI 95 X SI 93 3-2 22 G6-3, 1-2, 1B ①	5	0	2	0	0	0	2
22 Jason Kipnis, L (1, 4) OBP: 0.242, SLG: 0.259	C FF 92 F FC 91 S FC 91 0-3 K ②		1 SAFE B FF 91 X SI 92 1-0 41 BB, 1-2, 1B ①		X FC 89 0-0 G4-3 ①		C FF 93 F SL 84 F SL 84 S SL 85 0-3 K ③		C SI 92 B CH 86 F SI 94 B CH 86 X SI 94 2-2 G6-3, 1-2f ② ③	5	0	1	0	0	2	2
23 Michael Brantley, L (1, 10) OBP: 0.273, SLG: 0.290	B FF 92 F FF 93 B FF 94 B FC 91 F SI 94 X FF 93 3-2 P6 ③		B FS 84 B SI 93 C FF 93 X FF 91 2-1 F7 ②		C FF 89 F SI 92 C CU 80 0-3 K ②			B FF 88 S FF 90 C SI 89 F SL 82 B SI 91 B CU 77 B SI 89 4-2 40 1B, BB		3	0	0	0	1	1	2
41 Carlos Santana, S (1, 3) OBP: 0.333, SLG: 0.412		F FF 92 X SL 83 0-1 G4-3 ①	C CU 81 C FS 85 B FS 86 F CU 81 B FF 93 B FF 92 B CU 81 4-2 1-2, 2-3, BB		B FS 84 C FF 92 B FC 90 C CU 80 B SI 92 X SI 93 3-2 P6 ③			C SI 91 S CH 86 C FF 90 0-3 K ①		3	0	0	0	1	1	1
44 Brandon Moss, L (1, 9) OBP: 0.295, SLG: 0.324 9 Ryan Raburn, R (8, PH) OBP: 0.375, SLG: 0.727 (8, 7)		S SI 93 F SI 93 B FF 93 B FC 91 F FF 94 B CU 79 B FC 91 4-2 7, 1B, BB	F SI 94 C FC 91 B FC 92 X CU 80 1-2 F7 ③			X SI 92 0-0 7, G4-3, 2B		C SI 90 F CH 85 C CU 76 0-3 K ②		2 1	0 0	1 0	0 0	1 0	0 1	3 1
7 David Murphy, L (1, 7) OBP: 0.286, SLG: 0.385 40 Jerry Sands, R (8, PH) OBP: 0.435, SLG: 0.476 (8, 9)		C SI 93 B SI 92 B SI 92 1 SAFE F FC 91 F FC 91 F FC 91 B SI 94 F FF 94 3-2 X FF 84, 1-3, 1B		C CU 77 B FF 92 B FS 84 B SI 93 F SI 92 X SI 92 3-2 11, 1B, 1B		B CU 80 X SI 93 1-0 G4-3, 2-3 ①		B SI 88 X SI 90 1-0 1-2, 1B		3 1	0 0	2 1	0 0	0 0	0 0	1 0
8 Lonnie Chisenhall, L (1, 5) OBP: 0.229, SLG: 0.205 4 Mike Aviles, R (8, PH) OBP: 0.367, SLG: 0.423 (8, 5)		B FC 90 B FF 93 S FF 92 1 SAFE X FC 91 2-1 P5 ②		C FF 92 F FC 90 D FS 84 F SI 93 X FC 90 1-2 F8 ①		S FC 90 S FC 91 X FF 92 0-2 F8 ②		C SI 90 B SI 89 D CH 85 B SI 89 F SI 90 F SI 89 F SI 88 X SI 91 3-2 L8 ③		3 1	0 0	0 0	0 0	0 0	0 0	4 2
55 Roberto Pérez, R (1, 2) OBP: 0.273, SLG: 0.414		B FF 93 C FC 91 B FF 92 C FF 93 X FF 94 2-2 L9 ③		1 SAFE C SI 93 F SI 92 F SI 93 F CU 82 B FF 93 F SL 84 S CU 82 1-3 K ②		D CU 80 C SI 94 C CU 81 X CU 82 1-2 G6-3 ③			B SI 91 B SI 91 B SI 92 C SI 92 B SI 91 4-1 11, FC6-4, BB	3	0	0	0	1	1	4
11 José Ramírez, S (1, 6) OBP: 0.224, SLG: 0.261			C SI 91 B FC 90 C FC 90 X FC 90 1-2 G6-3 ① 1-2, 1B	1 SAFE B FF 91 B SI 92 X SI 92 2-0 1-2, 1B			B FF 92 X FF 92 1-0 G5-3 ①		C SI 92 X SI 94 0-1 FC6-4, 24, 1B, 1-2f ①	4	0	1	0	0	0	1

Inning Stats	1	2	3	4	5	6	7	8	9	1B: 7	SF: 0	WP: 0	PA: 38
	R: 0 E: 0 K: 1 S: 8 H: 0 LOB: 0 BB: 0 P: 13	R: 0 E: 0 K: 0 S: 16 H: 1 LOB: 2 BB: 1 P: 27	R: 0 E: 0 K: 0 S: 14 H: 2 LOB: 3 BB: 1 P: 25	R: 0 E: 0 K: 1 S: 19 H: 2 LOB: 2 BB: 0 P: 28	R: 0 E: 0 K: 1 S: 7 H: 0 LOB: 0 BB: 0 P: 10	R: 0 E: 0 K: 0 S: 8 H: 1 LOB: 1 BB: 0 P: 10	R: 0 E: 0 K: 1 S: 7 H: 0 LOB: 0 BB: 0 P: 8	R: 0 E: 0 K: 2 S: 15 H: 1 LOB: 2 BB: 1 P: 23	R: 0 E: 0 K: 0 S: 9 H: 1 LOB: 1 BB: 1 P: 18	2B: 1 3B: 0 HR: 0	SAC: 0 DP: 1 HBP: 0	PB: 0 SB: 0 CS: 0	

	AB	34
	R	0
	H	8
	RBI	0
	BB	4
	SO	6
	LOB	23

PITCHER		IP	WLS	BF	H	R	ER	SO	BB	IBB	HBP	BLK	WP	HR	S	P	ERA	WHIP
29 Jeff Samardzija, R ERA: 3.33	(1, 1)	6.0	W	26	6	0	0	3	2	0	0	0	0	0	72	113	0.00	1.333
43 Dan Jennings, L ERA: 3.38	(7, 1)	1.0	H	3	0	0	0	1	0	0	0	0	0	0	7	8	0.00	0.000
33 Zach Duke, L ERA: 2.84	(8, 1)	1.0		5	1	0	0	2	1	0	0	0	0	0	15	23	0.00	2.000
52 Jake Petricka, R ERA:	(9, 1)	1.0		4	1	0	0	0	1	0	0	0	0	0	9	18	0.00	2.000

PITCHER	IP	WLS	BF	H	R	ER	SO	BB	IBB	HBP	BLK	WP	HR	S	P	ERA	WHIP

Batter	1	2	3	4	5	6	7	8	9	AB	R	H	RBI	BB	SO	LOB
1 Adam Eaton, L (1, 8) OBP: 0.250, SLG: 0.250	C SI 92 B SI 92 B SI 93 F SI 93 C SI 94 2-3 K		B SL 90 F SI 93 C SI 92 F SL 89 F SI 94 B SI 93 B SL 88 X SI 93 3-2 53 1B 79 G5-4-3 2B	1 SAFE B SI 92 B SI 91 2-0 CS 1-2	B SI 92 F CH 85 S SL 88 F SL 89 F CU 83 X SL 89 1-2 L9		B CH 86 X SL 89 1-0 53 1B 79 2B 1-3 1B	C FF 92 B FF 93 X FF 92 1-1 F8		5	2	2	0	0	1	1
53 Melky Cabrera, S (1, 7) OBP: 0.305, SLG: 0.310	B SI 93 B SI 93 B SI 93 C SI 93 C SI 94 F SL 90 T SI 94 3-2 K		L FF 90 X SL 89 0-1 79 G5-4-3 2-3 1B		S CH 86 B CH 85 X SI 92 1-1 G6-3		X SI 93 0-0 79 2B 1-2 3-H 1B			4	1	2	1	0	1	0
79 José Abreu, R (1, 3) OBP: 0.328, SLG: 0.673	B SI 94 X SL 90 1-0 HR		B SI 93 F CU 85 X CU 84 1-1 G5-4-3 1-2f 3-H		C CU 83 X SI 92 0-1 G5-3		F SL 88 B SI 93 D CU 84 S SL 89 F SL 90 F SL 89 X SL 86 2-2 26 G6-3 1-H 2-H 2B			4	1	2	3	0	0	1
25 Adam LaRoche, L (1, 10) OBP: 0.339, SLG: 0.458	X SI 94 0-0 1B		B SL 88 B SL 89 B SI 92 S SL 88 F SL 87 B SI 93 4-2 26 1B BB			B CH 84 B SI 93 X SL 89 2-0 26 FC6-4 1B	B FF 93 S FF 92 X FF 93 1-1 L7			3	0	2	0	1	0	1
26 Avisaíl García, R (1, 9) OBP: 0.333, SLG: 0.404	C SI 92 S SL 90 B SI 95 S SL 89 1-3 K		X SL 90 0-0 1-2 1B			X SI 93 0-0 FC6-4 12 2B 10 WP 1-2f	X FF 93 0-0 G6-3 2-3			4	1	1	0	0	1	3
12 Conor Gillaspie, L (1, 5) OBP: 0.256, SLG: 0.351 15 Gordon Beckham, R (6, PR) OBP: 0.412, SLG: 0.625 (7, 5)		B SI 91 B CH 84 X SI 91 2-0 G5-3	X SI 92 0-0 F8			X SI 92 0-0 10 WP 1-3 2B	B FF 94 C FF 93 B FF 94 S FF 93 F FF 95 F FF 94 S FF 95 2-3 K			3 1	0 0	1 0	0 0	0 0	0 1	2 1
10 Alexei Ramirez, R (1, 6) OBP: 0.269, SLG: 0.326		X SI 93 0-0 2B	C CU 82 S SL 88 F SL 88 B CU 84 T CU 83 1-2 K		B CU 85 B SL 92 S CU 82 S CU 85 C FF 91 2-3 3-H	X SL 84 0-0 1B				4	0	2	0	0	2	1
58 Geovany Soto, R (1, 2) OBP: 0.176, SLG: 0.353		S SL 87 B SL 85 S SL 88 D SL 89 S SI 94 2-3 K	B SI 93 F SL 88 X SL 90 1-1 F9		C SL 90 F CU 83 X SL 90 0-2 G6-3	C FF 91 F FF 93 C FF 94 0-3 K				4	0	0	0	0	2	4
7 Micah Johnson, L (1, 4) OBP: 0.351, SLG: 0.303		B SL 88 C SL 89 X SI 93 1-1 G4-3	C SI 91 B SI 93 S SL 88 X SI 94 1-2 1 CS 1B			C SL 88 X SL 88 0-1 1 1B 1 WP 53 1B 1B	B FF 92 F FF 91 C FF 93 B FF 92 B FF 92 S FF 92 3-3 K			4	1	2	0	0	1	2
Inning Stats	R: 1 E: 0 K: 3 S: 12 H: 2 LOB: 1 BB: 0 P: 19	R: 0 E: 0 K: 1 S: 7 H: 1 LOB: 1 BB: 0 P: 12	R: 1 E: 0 K: 0 S: 13 H: 3 LOB: 2 BB: 1 P: 21	R: 0 E: 0 K: 1 S: 9 H: 1 LOB: 0 BB: 0 P: 14	R: 0 E: 0 K: 0 S: 9 H: 0 LOB: 0 BB: 0 P: 11	R: 1 E: 0 K: 1 S: 9 H: 2 LOB: 2 BB: 0 P: 13	R: 3 E: 0 K: 1 S: 17 H: 4 LOB: 1 BB: 0 P: 23	R: 0 E: 0 K: 2 S: 9 H: 1 LOB: 1 BB: 0 P: 13		1B: 9 2B: 4 3B: 0 HR: 1	SF: 0 SAC: 0 DP: 1 HBP: 0					

PITCHER	IP	WLS	BF	H	R	ER	SO	BB	IBB	HBP	BLK	WP	HR	S	P	ERA	WHIP
28 Corey Kluber, R (1, 1) ERA: 3.9	6.0	L	30	13	6	6	6	1	0	0	0	2	1	68	102	9.00	2.333
51 Anthony Swarzak, R (7, 1) ERA: 3.86	2.0		7	1	0	0	3	0	0	0	0	0	0	17	24	0.00	0.500

PITCHER	IP	WLS	BF	H	R	ER	SO	BB	IBB	HBP	BLK	WP	HR	S	P	ERA	WHIP

BOTTOM

Cleveland Indians @ Chicago White Sox

U.S. Cellular Field, Chicago, IL

Wed Apr 22 2015, 2:12 PM - 5:06 PM EDT

Att. 14,429 - Cloudy - 43 F

livebaseballscorecards.com

AB	36
R	6
H	14
RBI	4
BB	1
SO	9
LOB	16

Batter	1	2	3	4	5	6	7	8	9	AB	R	H	RBI	BB	SO	LOB
24 Michael Bourn, L (1, 8) OBP: 0.270, SLG: 0.228	C SI 90 X SI 91 0-1 G1-3	C CH 83 C CH 84 B FF 92 B SL 85 S CU 77 2-3 K			1 SAFE 1 SAFE B SI 91 1 SAFE B CH 84 B SI 92 B FF 91 4-0 23 1B 22 1B 41 2B 1-2 BB	B SI 92 B SI 92 C SI 92 C FF 92 B CU 84 X FF 92 3-2 G3-1		B SI 92 X SI 90 1-0 FC6-4 22 BLK 1-2f		4	1	0	0	1	1	1
22 Jason Kipnis, L (1, 4) OBP: 0.254, SLG: 0.270	C SI 92 C SI 93 B SI 93 X CH 86 1-2 G1-3		C SI 90 X SL 85 0-1 23 G4-3 1B		C SI 90 X SI 92 0-1 23 1B 41 2B 1-2 2-3 1B	F FF 92 X SL 87 0-1 G3-1		C SI 91 F SI 93 X SI 93 0-2 G3-1 1-2		5	1	2	0	0	0	1
23 Michael Brantley, L (1, 7) OBP: 0.324, SLG: 0.343 4 Mike Aviles, R (8, 7) OBP: 0.355, SLG: 0.407	C SI 93 X SI 92 0-1 41 BB 44 2B 1B		S CH 85 X CH 85 0-1 G4-3 1-2		X SI 92 0-0 41 2B 44 HR 1-2 2-3 3-H 1B		B SI 92 B SL 86 B SI 91 C SI 92 C SI 91 X SL 86 3-2 41 G4-6-3 1B		B SI 92 C SL 83 B SL 85 C SI 92 X SL 85 2-2 G6-3	4 1	2 0	3 0	1 0	0 0	0 0	1 0
41 Carlos Santana, S (1, 3) OBP: 0.354, SLG: 0.426	B SI 91 1 SAFE B SI 92 B SI 92 B FF 92 4-0 44 2B 1-2 BB		C SL 85 X SL 84 0-1 F7		B SL 88 S CH 85 B CU 78 F SL 87 F SI 92 X CU 76 2-2 44 HR 1-3 2-H 3-H 2B		B SI 92 X SI 92 1-0 G4-6-3 1-2f		B SL 84 B SI 94 B FF 93 B FF 92 4-0 44 HR BB	3	3	1	2	2	0	2
44 Brandon Moss, L (1, 9) OBP: 0.327, SLG: 0.524 40 Jerry Sands, R (9, 9) OBP: 0.435, SLG: 0.476	X SI 91 0-0 1-H 2-H 2B		2 SAFE B CH 85 X CU 76 1-0 F7		X SL 88 0-0 2-H 3-H HR		C SI 91 C SI 92 C FF 94 0-3 K		X SI 93 0-0 1-H HR	5 0	2 0	3 0	7 0	0 0	1 0	1 0
7 David Murphy, L (1, 10) OBP: 0.303, SLG: 0.419	C SI 92 S CH 85 F SI 93 F SL 86 B CH 86 X CH 85 1-2 G6-3			B CH 84 F SI 91 F SI 92 B SL 83 X SL 86 2-2 55 G1-6-3 1B	F FF 93 F SI 93 B CU 82 X FF 93 1-2 F8			X SI 91 0-0 8 HR 2B	F SL 84 C SL 84 X FF 93 0-2 F8	5	1	2	0	0	0	1
8 Lonnie Chisenhall, L (1, 5) OBP: 0.245, SLG: 0.306		B SI 89 F CU 77 F SL 87 F CU 79 F FF 93 F CU 79 B SI 92 X CH 84 2-2 55 SH1-3 11 SF7 2B		X SI 91 0-0 F7	B CU 83 X FF 93 1-0 F7			B SI 91 C SL 84 B SI 90 S SL 84 X SL 84 2-2 2-H HR	B FF 93 C SL 83 B SI 92 F SL 85 X FF 91 2-2 L9	5	2	2	2	0	0	1
55 Roberto Pérez, R (1, 2) OBP: 0.250, SLG: 0.375		X SI 90 0-0 SH1-3 2-3		C CU 80 C SL 85 B CU 78 X SL 85 1-2 G1-6-3 1-2f	B FF 92 C SL 86 X SL 86 1-1 G1-3			B SI 91 C SL 83 C SL 84 B SI 92 S SL 82 2-3 K		3	0	0	0	0	1	1
11 José Ramírez, S (1, 6) OBP: 0.245, SLG: 0.286		F SL 85 B FF 92 X SL 84 1-1 SF7 3-H			B SI 90 C SI 90 B CH 86 B SI 93 X SI 92 3-1 22 1B 24 BB 23 1B 1B	X FF 91 0-0 G3-1		B FF 92 B SL 83 C FF 92 X SL 82 2-1 24 FC6-4 1B		3	1	2	1	0	0	0
Inning Stats	R: 2 E: 0 K: 0 S: 13 H: 2 LOB: 1 BB: 1 P: 19	R: 1 E: 0 K: 1 S: 12 H: 1 LOB: 0 BB: 0 P: 17	R: 0 E: 0 K: 0 S: 7 H: 1 LOB: 1 BB: 0 P: 8	R: 0 E: 0 K: 0 S: 7 H: 1 LOB: 0 BB: 0 P: 10	R: 6 E: 0 K: 0 S: 16 H: 5 LOB: 0 BB: 1 P: 28	R: 0 E: 0 K: 0 S: 6 H: 0 LOB: 0 BB: 0 P: 9	R: 0 E: 0 K: 1 S: 7 H: 1 LOB: 0 BB: 0 P: 11	R: 2 E: 0 K: 1 S: 13 H: 3 LOB: 1 BB: 0 P: 20	R: 2 E: 0 K: 0 S: 10 H: 1 LOB: 0 BB: 1 P: 18	1B: 8 2B: 4 3B: 0 HR: 3 SF: 1 SAC: 1 DP: 2 HBP: 0						

TOP

Cleveland Indians @ Detroit Tigers

Comerica Park, Detroit, MI

Fri Apr 24 2015, 7:09 PM - 10:00 PM EDT

Att. 28,192 - Clear - 52 F

livebaseballscorecards.com

AB	38
R	13
H	15
RBI	13
BB	3
SO	3
LOB	9

PITCHER		IP	WLS	BF	H	R	ER	SO	BB	IBB	HBP	BLK	WP	HR	S	P	ERA	WHIP
61 Shane Greene, R ERA: 3.0	(1, 1)	4.0	L	22	9	8	8	1	2	0	0	0	0	0	48	72	18.00	2.750
30 Alex Wilson, R ERA: 3.0	(5, 1)	3.0		10	2	1	1	1	0	0	0	0	0	1	20	30	3.00	0.667
62 Al Alburquerque, R ERA: 11.37	(8, 1)	2.0		11	4	4	4	1	1	0	0	1	0	2	23	38	18.00	2.500

PITCHER	IP	WLS	BF	H	R	ER	SO	BB	IBB	HBP	BLK	WP	HR	S	P	ERA	WHIP

Batter	1	2	3	4	5	6	7	8	9	AB	R	H	RBI	BB	SO	LOB
12 Anthony Gose, L (1, 8) OBP: 0.348, SLG: 0.511	F FF 94 B FF 95 F FF 95 S FF 96 1-3 K ①	B FF 96 B CH 87 X FF 96 2-0 3 S 1B		1 SAFE F SI 95 F SI 96 S FF 97 0-3 K ③			C CH 83 S CH 87 S CH 88 0-3 K2-3 ①		F FF 90 F FF 92 C FF 93 0-3 K ②	5	0	1	0	0	4	2
3 Ian Kinsler, R (1, 4) OBP: 0.338, SLG: 0.358 34 James McCann, R (8, 2) OBP: 0.208, SLG: 0.261	B FF 96 F FF 96 B FF 97 F FF 96 B FF 97 B FF 96 4-2 24 1B BB	1 SAFE 1 SAFE B FF 95 1 SAFE B FF 95 1 SAFE B FF 95 C FF 94 B FF 97 4-1 1-2 BB			B SI 96 B FF 96 B FF 96 C SI 95 C FF 98 X FF 97 3-2 28 1B 1B		C FF 96 B SL 83 F FF 96 X SI 97 1-2 1B		B FF 92 C FF 92 D SL 84 X FF 91 2-1 1-2 1B	2	0	2	0	2	0	0
										1	0	1	0	0	0	0
24 Miguel Cabrera, R (1, 3) OBP: 0.431, SLG: 0.531 26 Hernán Pérez, R (8, 4) OBP: 0.100, SLG: 0.100	C FF 97 1 SAFE F FF 96 1 SAFE B FF 96 B FF 96 1 SAFE X CH 86 2-2 41 HBP 1-3 1B	B FF 96 C SL 86 C FF 97 S FF 96 1-3 K ③			X SI 96 0-0 F9 ①		C FF 96 F FF 96 S CH 87 0-3 K ②		B FF 94 C FF 92 X FF 93 1-1 L9 ③	4	0	1	0	0	2	4
										1	0	0	0	0	0	2
41 Victor Martinez, S (1, 10) OBP: 0.358, SLG: 0.238	H FF 94 1-0 1-2 HBP		F FF 96 B CH 88 F FF 97 X FF 97 1-2 L9 ①		X FF 95 0-0 F7 ②		B FF 95 B SI 95 X FF 95 2-0 F9 ③			3	0	0	0	0	0	2
28 J.D. Martinez, R (1, 9) OBP: 0.310, SLG: 0.559	S FF 95 C FF 96 F FF 96 S FF 97 0-3 K ②		S CH 87 B CH 88 S CH 89 X FF 98 1-2 G4-3 ②		B SI 96 1 SAFE X SI 96 1-0 1-2 1B			S SL 85 B SL 84 S SL 85 B FF 90 F SL 86 X SL 84 2-2 F7 ①		4	0	1	0	0	1	3
52 Yoenis Cespedes, R (1, 7) OBP: 0.309, SLG: 0.538	B FF 97 X FF 96 1-0 F8 ③		C FF 99 X SL 85 0-1 G4-3 ③		B FF 97 S FF 97 B FF 98 B FF 97 F FF 97 F FF 97 S FF 96 3-3 K ③			B SL 85 S SL 85 X SL 85 1-1 L6 ②		4	0	0	0	0	1	5
13 Alex Avila, L (1, 2) OBP: 0.357, SLG: 0.324 17 Andrew Romine, S (8, 3) OBP: 0.625, SLG: 0.400		B FF 94 C FF 95 S CH 87 B FF 97 S FF 98 2-3 K ①		B FF 96 B FF 96 S FF 96 F FF 96 S FF 98 2-3 K ①			C CU 78 S CH 87 S CH 87 0-3 K ①	F FF 89 B CU 76 C SL 84 X CU 78 1-2 G4-3 ③		3	0	0	0	0	3	0
										1	0	0	0	0	0	0
9 Nick Castellanos, R (1, 5) OBP: 0.333, SLG: 0.448		X FF 97 0-0 HR		C CH 87 B SL 88 S CH 89 X CH 90 1-2 G6-3 ②			B CU 79 C FF 96 F FF 97 F CH 88 B FF 96 S FF 97 2-3 K ②		B FF 92 F FF 93 C SL 82 B FF 94 F SL 83 B SL 85 S FF 93 3-3 K ①	4	1	1	1	0	2	0
1 Jose Iglesias, R (1, 6) OBP: 0.456, SLG: 0.471		C FF 96 X CH 88 0-1 L4 ②		B FF 98 B SL 89 B FF 97 B FF 96 4-0 BB			B FF 95 B FF 96 F FF 95 S FF 97 F FF 97 F FF 96 F FF 96 X CH 88 2-2 G1-3 ③		C FF 94 B FF 93 B FF 93 F FF 92 X FF 93 2-2 34 1B 1B	3	0	1	0	1	0	0
Inning Stats	R: 0 H: 1 E: 0 LOB: 3 K: 2 BB: 1 S: 13 P: 22	R: 1 H: 2 E: 0 LOB: 2 K: 2 BB: 1 S: 11 P: 20	R: 0 H: 0 E: 0 LOB: 0 K: 0 BB: 0 S: 8 P: 10	R: 0 H: 0 E: 0 LOB: 1 K: 2 BB: 1 S: 9 P: 16	R: 0 H: 2 E: 0 LOB: 2 K: 1 BB: 0 S: 10 P: 17		R: 0 H: 0 E: 0 LOB: 0 K: 2 BB: 0 S: 13 P: 17	R: 0 H: 1 E: 0 LOB: 1 K: 2 BB: 0 S: 10 P: 13	R: 0 H: 0 E: 0 LOB: 0 K: 0 BB: 0 S: 9 P: 13	R: 0 H: 2 E: 0 LOB: 2 K: 2 BB: 0 S: 14 P: 22	1B: 7 SF: 0 2B: 0 SAC: 0 3B: 0 DP: 0 HR: 1 HBP: 1			WP: 0 PA: 39 PB: 0 SB: 1 CS: 0			

PITCHER	IP	WLS	BF	H	R	ER	SO	BB	IBB	HBP	BLK	WP	HR	S	P	ERA	WHIP
31 Danny Salazar, R (1, 1) ERA: 2.08	7.0	W	31	6	1	1	11	3	0	1	0	0	1	74	115	1.29	1.286
48 Scott Atchison, R (8, 1) ERA:	1.0		3	0	0	0	0	0	0	0	0	0	0	9	13	0.00	0.000
51 Anthony Swarzak, R (9, 1) ERA: 3.38	1.0		5	2	0	0	2	0	0	0	0	0	0	14	22	0.00	2.000

PITCHER	IP	WLS	BF	H	R	ER	SO	BB	IBB	HBP	BLK	WP	HR	S	P	ERA	WHIP

BOTTOM

Cleveland Indians @ Detroit Tigers

Comerica Park, Detroit, MI

Fri Apr 24 2015, 7:09 PM - 10:00 PM EDT

Att. 28,192 - Clear - 52 F

livebaseballscorecards.com

AB	35
R	1
H	8
RBI	1
BB	3
SO	13
LOB	18

Cleveland Indians @ Detroit Tigers

Comerica Park, Detroit, MI

Sat Apr 25 2015, 1:10 PM - 4:07 PM EDT

Att. 35,473 - Cloudy - 44 F

TOP

livebaseballscorecards.com

Batter	1	2	3	4	5	6	7	8	9	AB	R	H	RBI	BB	SO	LOB
24 Michael Bourn, L (1, 8) OBP: 0.254, SLG: 0.213	G4-3		G6-3		K		K			4	0	0	0	0	2	2
22 Jason Kipnis, L (1, 4) OBP: 0.254, SLG: 0.269	K		23 S / 23 1B / 1B		G4-3			L8		4	1	1	0	0	1	1
23 Michael Brantley, L (1, 7) OBP: 0.390, SLG: 0.462	41 S / 1B		1-H / 1B			41 G4-3 / 2B		41 1B / 2B		4	0	4	1	0	0	0
41 Carlos Santana, S (1, 3) OBP: 0.362, SLG: 0.421	1-2 / BB		G6-3			G4-3 / 2-3		44 G4-6-3 / 2-3 / 1B		3	0	1	0	1	0	1
44 Brandon Moss, L (1, 9) OBP: 0.302, SLG: 0.478	G3-1			F7		K		G4-6-3 / 1-2f		4	0	0	0	0	1	5
7 David Murphy, L (1, 10) OBP: 0.297, SLG: 0.400		8 SH1-3 / 1B		F7		F8			G4-3	4	0	1	0	0	0	1
8 Lonnie Chisenhall, L (1, 5) OBP: 0.250, SLG: 0.308		SH1-3 / 1-2		G4-3			1B		G1-3	3	0	1	0	0	0	0
12 Brett Hayes, R (1, 2) OBP: 0.143, SLG: 0.571 4 Mike Aviles, R (7, PH) OBP: 0.344, SLG: 0.393 55 Roberto Pérez, R (7, 2) OBP: 0.243, SLG: 0.364		G5-3	G6-3				L6		K	2 1 1	0 0 0	0 0 0	0 0 0	0 0 0	0 0 1	1 1 0
11 José Ramírez, S (1, 6) OBP: 0.250, SLG: 0.275		G3-1	BB				P5			2	0	0	0	1	0	2

Inning Stats	1	2	3	4	5	6	7	8	9
	R: 0 H: 1 E: 0 LOB: 2 K: 1 BB: 1 S: 12 P: 21	R: 0 H: 1 E: 0 LOB: 1 K: 0 BB: 0 S: 9 P: 14	R: 1 H: 2 E: 0 LOB: 0 K: 0 BB: 0 S: 8 P: 13	R: 0 H: 0 E: 0 LOB: 0 K: 0 BB: 0 S: 7 P: 13	R: 0 H: 0 E: 0 LOB: 1 K: 1 BB: 1 S: 13 P: 24	R: 0 H: 1 E: 0 LOB: 1 K: 1 BB: 0 S: 9 P: 16	R: 0 H: 1 E: 0 LOB: 1 K: 1 BB: 0 S: 10 P: 17	R: 0 H: 2 E: 0 LOB: 1 K: 0 BB: 0 S: 8 P: 13	R: 0 H: 0 E: 0 LOB: 0 K: 1 BB: 0 S: 12 P: 17

1B: 6	SF: 0	WP: 0	PA: 35
2B: 2	SAC: 1	PB: 0	
3B: 0	DP: 1	SB: 2	
HR: 0	HBP: 0	CS: 0	

	AB	32
	R	1
	H	8
	RBI	1
	BB	2
	SO	5
	LOB	14

PITCHER		IP	WLS	BF	H	R	ER	SO	BB	IBB	HBP	BLK	WP	HR	S	P	ERA	WHIP
31 Alfredo Simon, R ERA: 1.65	(1, 1)	6.2	W	27	6	1	1	3	2	0	0	0	0	0	64	111	1.35	1.200
32 Tom Gorzelanny, L ERA: 2.25	(7, 1)	1.1	H	5	2	0	0	1	0	0	0	0	0	0	12	20	0.00	1.500
38 Joakim Soria, R ERA: 1.17	(9, 1)	1.0	S	3	0	0	0	1	0	0	0	0	0	0	12	17	0.00	0.000

PITCHER	IP	WLS	BF	H	R	ER	SO	BB	IBB	HBP	BLK	WP	HR	S	P	ERA	WHIP

Batter	1	2	3	4	5	6	7	8	9	AB	R	H	RBI	BB	SO	LOB
20 Rajai Davis, R (1, 8) OBP: 0.409, SLG: 0.405	C SI 85 F SI 87 X SI 86 0-2 24 BB, 3 BB 41 1B 1B		C CU 74 B SL 82 B SI 88 F SI 88 B CH 82 D CH 81 4-2 24 S 41 1B BB	C FF 95 X CU 83 0-1 3 S 3 2B 1B		X FF 89 0-0 ① L9		B FC 92 C FC 92 B SL 81 X FC 92 2-1 E6 24 S, 3 1B		4	3	2	0	1	0	1
3 Ian Kinsler, R (1, 4) OBP: 0.354, SLG: 0.380	C SI 86 B SL 83 S SI 88 B CH 80 D CH 82 B SI 88 4-2 24 BB 41 1B 1-2 BB		B SI 87 F SL 82 1 SAFE C SI 89 B CU 77 1 SAFE 1 SAFE B SI 87 F SI 90 3-3 ① S SI 80 K	B FF 94 B FF 95 X FC 88 2-0 1-H 2B		C FF 91 C FF 92 C FF 93 0-3 ② K 1-2		1 SAFE P PO 86 X SL 81 1-0 24 S 1-2 1B		4	1	2	1	1	2	2
24 Miguel Cabrera, R (1, 3) OBP: 0.455, SLG: 0.523	B CU 76 B SI 89 C SI 91 C SI 89 B SI 90 B SI 92 4-2 28 G5-4-3 41 1B 1-2 2-3 BB		1 SAFE 1 SAFE C SI 90 B CH 85 B SL 84 I IN 76 I IN 75 4-1 52 1B 41 1B 1-2 IBB	I I IN 54 I IN 52 I IN 54 4-0 IBB		I IN 74 I IN 74 I IN 74 I IN 75 4-0 IBB		B SL 83 B FC 93 B FC 93 X FC 92 3-0 ③ F8 1-2 2-3		1	0	0	0	4	0	2
41 Victor Martinez, S (1, 10) OBP: 0.368, SLG: 0.261	C SI 88 B SL 85 X SI 90 1-1 28 G5-4-3 1-2 2-H 3-H 1B		C SL 80 B SI 88 X SL 83 1-1 52 1B 1-2 2-H 1B	B FC 90 B FF 96 F FF 95 X SI 96 2-1 ③ L6		C FF 91 X FF 92 0-1 ③ L9				4	0	2	3	0	0	4
28 J.D. Martinez, R (1, 9) OBP: 0.293, SLG: 0.528	C SL 83 X CH 82 0-1 ①② G5-4-3 1-2f 2-3		B CH 81 F CH 82 B SI 88 X CH 82 2-1 ② L7		S FF 93 B FC 87 C SI 94 S SI 96 1-3 ① K		F FF 94 S FC 90 B FC 91 S FF 95 1-3 ① K			4	0	0	0	0	2	4
52 Yoenis Cespedes, R (1, 7) OBP: 0.306, SLG: 0.522	B SI 88 C CH 80 X SL 82 1-1 ③ F9		B SI 88 F CH 82 F SI 91 D SL 83 X CH 81 2-2 1-2 2-3 1B		B CH 85 B FC 89 F FF 94 F FC 89 X SI 96 2-2 ② F8		F FC 91 B FC 90 S FF 94 S SL 79 1-3 ② K			4	0	1	0	0	1	1
13 Alex Avila, L (1, 2) OBP: 0.348, SLG: 0.297		S SI 87 C SI 89 B SI 90 B SL 85 F SI 89 C SL 83 2-3 ① K	B SL 84 X SI 90 1-0 ③ G4-3	C SI 94 B CH 89 B CH 88 B FF 95 S SI 94 B SI 94 4-2 BB			B FF 95 F FF 92 F FF 94 S FC 89 1-3 ③ K			3	0	0	0	1	2	3
9 Nick Castellanos, R (1, 5) OBP: 0.314, SLG: 0.419 17 Andrew Romine, S (9, 5) OBP: 0.625, SLG: 0.400		B SI 90 B CH 80 B SI 88 C SI 87 X SI 89 3-1 ② G4-3	S FF 94 B FC 89 C FC 90 F CU 82 S SI 95 1-3 ① K	F SI 95 C SI 94 D FC 92 B SI 96 F SI 96 S SI 96 2-3 ③ K			F FC 93 C SL 80 B FC 94 X SL 82 1-2 ① F9		4 0	0 0	0 0	0 0	0 0	2 0	1 0
1 Jose Iglesias, R (1, 6) OBP: 0.443, SLG: 0.455		C SI 88 F SL 81 C SI 87 0-3 ③ K	B FC 88 C FC 89 B FF 94 X FF 96 2-1 ② G4-3		F FF 91 C FF 91 X SL 82 0-2 3 S 1B			F FC 92 F FC 93 X SL 82 0-2 ② F9		4	0	1	0	0	1	0
Inning Stats	R: 2 E: 0 K: 0 S: 13 H: 2 LOB: 1 BB: 2 P: 23	R: 0 E: 0 K: 2 S: 9 H: 0 LOB: 0 BB: 0 P: 14	R: 1 E: 0 K: 1 S: 15 H: 2 LOB: 3 BB: 2 P: 32	R: 1 E: 0 K: 1 S: 11 H: 2 LOB: 2 BB: 1 P: 22	R: 0 E: 0 K: 2 S: 12 H: 0 LOB: 1 BB: 1 P: 21	R: 0 E: 0 K: 1 S: 9 H: 1 LOB: 2 BB: 1 P: 13	R: 0 E: 0 K: 3 S: 9 H: 0 LOB: 0 BB: 0 P: 12	R: 0 E: 1 K: 0 S: 11 H: 1 LOB: 2 BB: 0 P: 17								

PITCHER	IP	WLS	BF	H	R	ER	SO	BB	IBB	HBP	BLK	WP	HR	S	P	ERA	WHIP
58 TJ House, L (1, 1) ERA: 12.6	3.0	L	16	4	3	3	3	3	1	0	0	0	0	37	69	9.00	2.333
34 Zach McAllister, R (4, 1) ERA: 5.84	2.0		10	2	1	1	3	1	1	0	0	0	0	23	43	4.50	1.500
51 Anthony Swarzak, R (6, 1) ERA: 3.0	1.0		5	1	0	0	1	0	1	0	0	0	0	9	13	0.00	1.000
50 Nick Hagadone, L (7, 1) ERA: 2.57	1.0		3	0	0	0	3	0	0	0	0	0	0	9	12	0.00	0.000
27 Bryan Shaw, R (8, 1) ERA: 3.6	1.0		5	1	0	0	0	0	0	0	0	0	0	11	17	0.00	1.000

PITCHER	IP	WLS	BF	H	R	ER	SO	BB	IBB	HBP	BLK	WP	HR	S	P	ERA	WHIP

BOTTOM

Cleveland Indians @ Detroit Tigers

Comerica Park, Detroit, MI

Sat Apr 25 2015, 1:10 PM - 4:07 PM EDT

Att. 35,473 - Cloudy - 44 F

livebaseballscorecards.com

AB	32
R	4
H	8
RBI	4
BB	7
SO	10
LOB	18

1B: 7	SF: 0	WP: 0	PA: 39
2B: 1	SAC: 0	PB: 0	
3B: 0	DP: 1	SB: 5	
HR: 0	HBP: 0	CS: 0	

Batter	1	2	3	4	5	6	7	8	9	AB	R	H	RBI	BB	SO	LOB
22 Jason Kipnis, L (1, 4) OBP: 0.250, SLG: 0.254	C FF 86 F FC 81 C SI 87 0-3 K		1 SAFE B FC 80 1 SAFE 1 SAFE 1 SAFE B SI 85 X SI 86 2-0 L8		C CU 75 X FC 80 0-1 G4-3		C FC 80 X FC 80 0-1 G4-3		C FF 92 C FF 92 B FF 92 F FF 92 B FF 91 B FF 90 B FF 92 4-2 23 DI BB	4	0	0	0	1	1	2
4 Mike Aviles, R (1, 6) OBP: 0.324, SLG: 0.364	B FF 87 C FF 87 B FC 82 X SI 86 2-1 G3		B SI 86 1 SAFE X CH 77 1-0 G1-3		C SI 87 C SI 87 B SI 88 X FC 82 1-2 F8			C SI 93 C FC 86 B SI 95 B FC 88 F SI 95 B CH 87 F FF 95 X SI 95 3-2 23 1B 41 1B 1B	C FF 92 X SL 79 0-1 P6	5	1	1	0	0	0	2
23 Michael Brantley, L (1, 7) OBP: 0.370, SLG: 0.432	B FF 88 F FF 87 C FC 84 C SI 88 1-3 K			C CU 74 X FC 81 0-1 G4-3		B FF 85 B SI 86 C FF 84 C FC 80 X SI 86 2-2 G3		F FC 87 B FC 91 B SI 94 B CH 87 F FC 90 X FC 91 3-2 41 1B 41 WP 1-3 44 SF9 1B	B FF 91 C FF 92 C FF 91 X FF 92 1-2 G6-3	5	1	1	0	0	1	1
41 Carlos Santana, S (1, 3) OBP: 0.384, SLG: 0.433		C FF 85 C SI 86 X FF 86 0-2 9 2B 1B		B CH 79 B CH 78 B SI 86 C FF 85 B CH 78 4-1 9 1B 44 1B BB		B FF 86 X SI 86 1-0 P4		F FC 90 F CH 89 B FC 90 B CH 88 B FC 91 X CH 89 3-2 1-3 3-H 1B		3	2	2	1	1	0	0
9 Ryan Raburn, R (1, 10) OBP: 0.393, SLG: 0.731		C SI 86 C SI 87 F CH 79 X SI 86 0-2 1-H 2B		X FF 86 0-0 44 1B 8 1-2 FC3-2-5 1B		B FC 82 C SI 87 B CH 78 F FC 82 X SI 87 2-2 F7		X FC 90 0-0 F9		4	0	2	1	0	0	2
44 Brandon Moss, L (1, 9) OBP: 0.316, SLG: 0.490		F SI 84 C CU 76 B CU 76 S CU 76 1-3 K		X SI 86 0-0 8 FC3-2-5 1-3 2-H 1B			B CU 73 C FC 80 B CU 74 S SI 85 X SI 86 2-2 55 F8 8 1B 24 FC4-6 1B	B FC 84 B FF 88 X FF 87 2-0 SF9 3-H		3	1	2	2	0	1	0
8 Lonnie Chisenhall, L (1, 5) OBP: 0.250, SLG: 0.304		B FC 81 B FF 86 X FF 86 2-0 F7		F FC 82 X SI 86 0-1 FC3-2-5 1-2 3-H			C FF 85 X SI 87 0-1 24 FC4-6 1-2 1B	B FF 86 C FF 86 X FF 87 1-1 F9		4	0	1	0	0	0	3
55 Roberto Pérez, R (1, 2) OBP: 0.250, SLG: 0.343 7 David Murphy, L (9, PH) OBP: 0.316, SLG: 0.500			B SI 85 B SI 85 B SI 86 C FF 85 B FF 86 4-1 24 FC4-6 BB	C FC 80 X FF 86 0-1 P2			X SI 85 0-0 F8 2-3		B FF 90 F FF 90 X FF 90 1-1 HR	2 1	0 1	0 1	0 1	1 0	0 0	4 0
24 Michael Bourn, L (1, 8) OBP: 0.239, SLG: 0.200			S FC 82 B FC 83 B SI 86 X SI 86 2-1 FC4-6 1-2f		B FC 80 M FC 80 B FC 81 S SI 86 C SI 87 2-3 K		X SI 86 0-0 FC4-6 1-2f 3-H		B FF 90 X FF 90 1-0 F8	4	0	0	1	0	1	2
Inning Stats	R: 0 E: 0 K: 2 S: 8 H: 0 LOB: 0 BB: 0 P: 11	R: 1 E: 0 K: 1 S: 11 H: 2 LOB: 0 BB: 0 P: 14	R: 0 E: 0 K: 0 S: 5 H: 0 LOB: 1 BB: 1 P: 14	R: 1 E: 0 K: 0 S: 9 H: 2 LOB: 2 BB: 1 P: 13	R: 0 E: 0 K: 1 S: 8 H: 0 LOB: 0 BB: 0 P: 11	R: 0 E: 0 K: 0 S: 7 H: 0 LOB: 0 BB: 0 P: 12	R: 1 E: 0 K: 0 S: 9 H: 2 LOB: 1 BB: 0 P: 11	R: 2 E: 0 K: 0 S: 15 H: 3 LOB: 1 BB: 0 P: 27	R: 1 E: 0 K: 0 S: 11 H: 1 LOB: 1 BB: 1 P: 18	1B: 8 2B: 1 3B: 0 HR: 1 SF: 1 SAC: 0 DP: 0 HBP: 0						

TOP

Cleveland Indians @ Detroit Tigers

Comerica Park, Detroit, MI

Sun Apr 26 2015, 1:09 PM - 4:24 PM EDT

Att. 30,698 - Sunny - 53 F

livebaseballscorecards.com

AB	35
R	6
H	10
RBI	6
BB	3
SO	4
LOB	16

PITCHER		IP	WLS	BF	H	R	ER	SO	BB	IBB	HBP	BLK	WP	HR	S	P	ERA	WHIP
53 Kyle Lobstein, L ERA: 3.5	(1, 1)	7.0	W	28	6	3	3	4	2	0	0	0	0	0	57	86	3.86	1.143
60 Angel Nesbitt, R ERA: 4.05	(8, 1)	0.1		4	3	2	2	0	0	0	0	0	1	0	12	21	54.00	9.000
65 Blaine Hardy, L ERA: 7.36	(8, 1)	0.2	H	2	0	0	0	0	0	0	0	0	0	0	3	6	0.00	0.000
38 Joakim Soria, R ERA: 2.08	(9, 1)	1.0	S	5	1	1	1	0	1	0	0	0	0	1	11	18	9.00	2.000

PITCHER	IP	WLS	BF	H	R	ER	SO	BB	IBB	HBP	BLK	WP	HR	S	P	ERA	WHIP

Cleveland Indians @ Detroit Tigers

Comerica Park, Detroit, MI

Sun Apr 26 2015, 1:09 PM - 4:24 PM EDT

Att. 30,698 - Sunny - 53 F

BOTTOM

livebaseballscorecards.com

Batter	1	2	3	4	5	6	7	8	9	AB	R	H	RBI	BB	SO	LOB
20 Rajai Davis, R (1, 8) OBP: 0.449, SLG: 0.488 12 Anthony Gose, L (8, PR) OBP: 0.348, SLG: 0.511 (9, 8)	C FF 96 B SI 94 B CH 87 X SI 97 2-1 3 1B 3B	B SI 93 B SI 94 X SI 94 2-0 ①② FC5-4 1-2 2-3			C CU 80 S SI 93 B CH 88 B CH 90 H SI 93 3-2 3 1B 28 2B HBP	C SL 86 F FF 90 F FF 90 B SL 86 X SL 85 1-2 24 HR 1B		B FF 94 F FF 94 F FF 95 B KC 86 B KC 85 X KC 86 3-2 24 SF9 3 S 2-3 1B		4 0	3 0	3 0	0 0	0 0	0 0	2 0
3 Ian Kinsler, R (1, 4) OBP: 0.369, SLG: 0.387	C CH 89 X SL 88 0-1 24 1B 41 SF9 3-H 1B	B SI 95 1 SAFE 1 SAFE F SI 93 F SI 92 1 SAFE F CH 84 F CH 88 B SI 97 2-2 X CH 88 ③ G6-3			C FF 94 B SI 92 X CH 86 1-1 24 S 28 2B 1-3 1B	1 SAFE 1 SAFE C SL 84 C SL 84 1 SAFE X FF 89 0-2 ② L6		B FF 94 B KC 86 C KC 85 B FF 95 B FF 95 4-1 1-2 BB		4	2	2	1	1	0	2
24 Miguel Cabrera, R (1, 3) OBP: 0.463, SLG: 0.580	1 SAFE F FF 97 X SI 94 0-1 52 1B 1-3 1B		B CH 89 S CH 89 X FF 96 1-1 41 1B 28 G6-4-3 1B		1 SAFE B SI 93 F CH 87 S CH 88 D CH 88 B CH 91 S SL 88 3-3 ① K 1-2	B FF 89 X SL 85 1-0 1-H HR		S KC 86 D KC 86 D KC 86 X FF 95 2-1 ② SF9 2-3 3-H		4	2	3	3	0	1	2
41 Victor Martinez, S (1, 10) OBP: 0.371, SLG: 0.265	F FF 96 X CH 88 0-1 ① SF9 3-H		B CH 87 B SI 95 F SI 94 F SI 95 X CH 88 2-2 28 G6-4-3 1-3 1B		I IN 59 I IN 65 I IN 66 I IN 63 4-0 28 2B IBB	B FF 89 B SL 85 F FF 90 F SL 85 B FF 89 F SL 85 F FF 90 X SL 85 3-2 ③ F7		X FF 94 0-0 ③ P5		3	0	1	1	1	0	2
28 J.D. Martinez, R (1, 9) OBP: 0.291, SLG: 0.526	C FF 96 B CH 90 F SL 88 B FF 96 T CU 81 2-2 ② K		B CH 90 D FF 91 X CH 88 2-0 ①② G6-4-3 1-2f 3-H		B CH 90 B CH 89 X SL 88 2-0 1-3 2-H 3-H 2B		C SI 89 B CH 84 S SL 85 B SL 85 B SL 85 X SL 85 3-2 ① L9			4	0	1	2	0	1	2
52 Yoenis Cespedes, R (1, 7) OBP: 0.316, SLG: 0.514	C FF 95 C FF 96 F FF 96 X CH 91 0-2 1-2 1B		B FF 96 C CH 85 X SI 94 1-1 ③ L6		I IN 69 I IN 69 I IN 71 I IN 66 4-0 IBB		C SI 92 B CH 87 B CH 85 F SL 84 S SL 85 2-3 ② K			3	0	1	0	1	1	0
9 Nick Castellanos, R (1, 5) OBP: 0.297, SLG: 0.394 17 Andrew Romine, S (9, 5) OBP: 0.625, SLG: 0.400	C FF 96 F SI 96 F FF 97 S CH 88 0-3 ③ K		S CH 89 B SI 94 S CH 90 B CH 89 F FF 95 B CH 90 S CH 90 3-3 ① K		C SL 84 C SL 84 S SL 85 0-3 ② K		C SL 85 C SI 93 X SL 85 0-2 ③ G5-3			4 0	0 0	0 0	0 0	0 0	3 0	5 0
34 James McCann, R (1, 2) OBP: 0.214, SLG: 0.259		C SI 95 X CH 86 0-1 E6 20 FC5-4 1 1B	B CU 80 F FF 96 B FF 94 X CH 89 2-1 ② G5-3		C SL 85 B SL 85 X SL 84 1-1 ③ G4-3			X FF 94 0-0 20 1B 1 SH3-4 24 SF9 1B		4	1	1	0	0	0	3
1 Jose Iglesias, R (1, 6) OBP: 0.438, SLG: 0.448		X SI 95 0-0 20 FC5-4 1-2 1B	B CU 82 B SI 94 C SL 88 S SL 88 S SI 94 2-3 ③ K			B SL 85 C SL 84 C FF 90 B SL 85 X SL 84 2-2 ① F9		B FF 93 X FF 93 1-0 ① SH3-4 1-2		3	0	1	0	0	1	0
Inning Stats	R: 2 E: 0 K: 2 S: 19 H: 4 LOB: 2 BB: 0 P: 23	R: 0 E: 1 K: 0 S: 9 H: 1 LOB: 1 BB: 0 P: 13	R: 1 E: 0 K: 0 S: 8 H: 2 LOB: 0 BB: 0 P: 14	R: 0 E: 0 K: 2 S: 9 H: 0 LOB: 0 BB: 0 P: 16	R: 2 E: 0 K: 2 S: 13 H: 2 LOB: 3 BB: 2 P: 31	R: 2 E: 0 K: 0 S: 16 H: 2 LOB: 0 BB: 0 P: 23	R: 0 E: 0 K: 1 S: 9 H: 0 LOB: 0 BB: 0 P: 14	R: 1 E: 0 K: 0 S: 9 H: 2 LOB: 2 BB: 1 P: 19		1B: 10 2B: 1 3B: 1 HR: 1 SF: 2 SAC: 1 DP: 2 HBP: 1						

	AB	33
	R	8
	H	13
	RBI	7
	BB	3
	SO	7
	LOB	18

PITCHER		IP	WLS	BF	H	R	ER	SO	BB	IBB	HBP	BLK	WP	HR	S	P	ERA	WHIP
59 Carlos Carrasco, R ERA: 4.6	(1, 1)	4.1	L	24	9	5	5	5	0	2	1	0	0	0	53	91	10.38	2.077
48 Scott Atchison, R ERA: 2.35	(5, 1)	1.2		7	2	2	2	1	0	0	0	0	0	1	21	29	10.80	1.200
35 Marc Rzepczynski, L ERA: 4.5	(7, 1)	1.0		3	0	0	0	1	0	0	0	0	0	0	9	14	0.00	0.000
37 Cody Allen, R ERA: 13.5	(8, 1)	1.0		6	2	1	1	0	1	0	0	0	0	0	9	19	9.00	3.000

PITCHER	IP	WLS	BF	H	R	ER	SO	BB	IBB	HBP	BLK	WP	HR	S	P	ERA	WHIP

Batter	1	2	3	4	5	6	7	8	9	AB	R	H	RBI	BB	SO	LOB
2 Alcides Escobar, R (1, 6) OBP: 0.299, SLG: 0.342	S SI 92 B SI 93 X SL 90 1-1 G4-1	1 SAFE 1 SAFE B SI 93 C SI 94 S CU 82 S SI 95 1-3 K 1-3			C CU 83 B CU 82 T SL 88 S CU 84 1-3 K		1 SAFE 1 SAFE X SI 92 0-0 G6-3 1-2	B FC 87 S CU 80 S FF 94 F FF 95 B SL 83 X FF 95 2-2 L9		5	0	0	0	0	2	2
8 Mike Moustakas, L (1, 5) OBP: 0.419, SLG: 0.526	B SI 92 S SL 89 C SI 94 X SI 94 1-2 6 FC5-4 1B		B SI 92 B SL 88 B SL 88 C SI 93 X SI 94 3-1 35 1B 2B		B CU 82 X SI 93 1-0 F8		C SI 93 D SL 90 S SL 88 B CU 84 F CU 83 F FF 94 F SL 89 F CU 83 X FF 94 2-2 6 1B 25 E 2-H 1B		X SI 90 0-0 35 1B 1B	5	2	4	1	0	0	0
6 Lorenzo Cain, R (1, 8) OBP: 0.438, SLG: 0.536	B SI 92 B SL 89 T SI 93 X SI 93 2-1 FC5-4 35 E 1-2f		C SL 87 F CU 83 B SL 93 S SI 94 1-3 K			C CU 82 B CU 82 F SI 93 C SI 94 1-3 K	B SI 94 X SI 93 1-0 25 E 4 1B 1-2 1B		B SI 89 B SI 90 C SI 90 S SI 89 S SL 85 2-3 K	5	1	1	0	0	3	3
35 Eric Hosmer, L (1, 3) OBP: 0.412, SLG: 0.423	1 SAFE X SI 92 0-0 E4 1-2		X SL 89 0-0 25 G4-6-3 2-H 1B			B FF 93 B SI 93 B SL 89 C SI 94 B SI 94 4-1 25 1B 4 2B BB	F FF 94 B FF 95 B FF 94 S FF 94 F FF 94 F FF 93 B SL 78 F FF 92 S FF 94 3-3 K		C SL 84 X SI 91 0-1 1-2 1B	4	1	2	1	1	1	3
25 Kendrys Morales, S (1, 10) OBP: 0.360, SLG: 0.443	F SI 93 X CH 86 0-1 G4-3		F SI 93 G CH 86 D CH 86 F SI 93 F CU 83 X SI 94 2-2 G4-6-3 1-2f			B SI 93 C SL 89 C SL 89 F CU 83 X CU 83 1-2 4 2B 1-3 1B	S FC 88 F FC 89 B FF 94 B FF 94 X SL 77 2-2 E5 4 1B 1-3 2-H		B SI 91 C SI 91 D SL 84 S SL 82 D SL 85 S SL 84 3-3 K	5	0	1	0	0	1	6
4 Alex Gordon, L (1, 7) OBP: 0.394, SLG: 0.436		X SI 92 0-0 F9		C SI 93 H SL 88 1-1 14 CS HBP	S SL 90 B SI 93 X SI 94 1-1 2B 1-3 3-H	S FF 95 B FF 94 C FF 94 B FF 94 X FF 93 2-2 1B 1-2 3-H			X SI 92 0-0 G4-3	4	0	2	2	0	0	2
13 Salvador Perez, R (1, 2) OBP: 0.329, SLG: 0.493		B SI 92 C SI 92 X SL 88 1-1 14 E 2B		C SI 92 1 SAFE X SI 93 0-1 L8		B CU 83 B CU 82 I IN 77 I IN 75 4-0 14 G6-4-3 IBB	B FF 95 T FF 95 X FF 95 1-1 G6-3 3			3	1	1	0	1	0	3
14 Omar Infante, R (1, 4) OBP: 0.231, SLG: 0.333		X SI 92 0-0 E6 1 FC5-4 2-H 1B		B SI 92 C SI 92 S SL 88 B CU 84 X SI 95 2-2 G6-3 1-2		X SL 89 0-0 G6-4-3 1-2f		C SI 93 B FC 88 B FC 88 B FF 94 X FF 93 3-1 G6-3		4	0	1	0	0	0	4
1 Jarrod Dyson, L (1, 9) OBP: 0.211, SLG: 0.167		B SI 92 F SI 92 X SI 92 1-1 FC5-4 2 S 1-2f			B SI 91 B SI 91 B SI 92 C SI 89 C SI 92 C SI 93 3-3 K		T SI 91 B SI 91 B SI 92 X SI 92 2-1 8 S 2 G6-3 8 1B 1B	B FF 93 S FF 93 B FF 95 F SI 93 S SI 95 2-3 K		4	1	1	0	0	2	1
Inning Stats	R: 0 E: 1 K: 0 S: 10 H: 1 LOB: 2 BB: 0 P: 14	R: 1 E: 1 K: 1 S: 9 H: 2 LOB: 1 BB: 0 P: 12	R: 1 E: 0 K: 1 S: 10 H: 2 LOB: 0 BB: 0 P: 16	R: 0 E: 0 K: 0 S: 6 H: 0 LOB: 0 BB: 0 P: 9	R: 0 E: 0 K: 2 S: 7 H: 0 LOB: 0 BB: 0 P: 12	R: 1 E: 0 K: 1 S: 11 H: 2 LOB: 2 BB: 2 P: 22	R: 3 E: 1 K: 1 S: 25 H: 4 LOB: 2 BB: 0 P: 38	R: 0 E: 0 K: 1 S: 9 H: 0 LOB: 0 BB: 0 P: 16	R: 0 E: 0 K: 2 S: 10 H: 2 LOB: 2 BB: 0 P: 15	1B: 10 2B: 3 3B: 0 HR: 0 SF: 0 SAC: 0 DP: 2 HBP: 1	WP: 0 PB: 0 SB: 3 CS: 1 PA: 42					

TOP

Kansas City Royals @ Cleveland Indians

Progressive Field, Cleveland, OH

Mon Apr 27 2015, 6:11 PM - 9:32 PM EDT

Att. 9,668 - Cloudy - 44 F

livebaseballscorecards.com

AB	39
R	6
H	13
RBI	4
BB	2
SO	9
LOB	24

PITCHER		IP	WLS	BF	H	R	ER	SO	BB	IBB	HBP	BLK	WP	HR	S	P	ERA	WHIP
28 Corey Kluber, R ERA: 4.24	(1, 1)	6.1	L	30	10	6	4	5	1	1	1	0	0	0	64	101	5.68	1.737
50 Nick Hagadone, L ERA: 2.45	(7, 1)	0.1		3	1	0	0	1	0	0	0	0	0	0	12	19	0.00	3.000
34 Zach McAllister, R ERA: 5.27	(7, 1)	1.1		4	0	0	0	1	0	0	0	0	0	0	11	19	0.00	0.000
35 Marc Rzepczynski, L ERA: 3.6	(9, 1)	1.0		5	2	0	0	2	0	0	0	0	0	0	10	15	0.00	2.000

PITCHER	IP	WLS	BF	H	R	ER	SO	BB	IBB	HBP	BLK	WP	HR	S	P	ERA	WHIP

Batter	1	2	3	4	5	6	7	8	9	AB	R	H	RBI	BB	SO	LOB
22 Jason Kipnis, L (1, 4) OBP: 0.263, SLG: 0.280	B FF 87 C FF 87 B KC 78 X SI 88 2-1 ① G3		B FF 86 C FF 85 F KC 76 X FF 87 1-2 ① F7		C SI 86 B SI 86 B SI 87 B FF 87 F SI 86 X SI 87 3-2 4 HR 1B		C FF 89 S CU 74 B FF 91 X FF 92 1-2 2B			4	1	2	0	0	0	0
4 Mike Aviles, R (1, 5) OBP: 0.366, SLG: 0.457	C FF 88 B SI 88 B CH 82 B FF 88 F SI 89 F SI 89 B SI 89 4-2 41 G1-3 23 BB BB		C SI 87 C FF 86 B KC 75 B SI 88 B FF 88 B CH 81 4-2 23 BB BB		B SI 86 B FF 86 1 SAFE C FF 87 F SI 85 B SI 87 X SI 87 3-2 1-H HR		C FF 92 B SL 88 X SL 88 1-1 ③ G3			2	1	1	2	2	0	1
23 Michael Brantley, L (1, 7) OBP: 0.380, SLG: 0.413	B FF 88 B FF 89 1 SAFE B FF 88 C SI 89 F FF 89 B SI 89 4-2 41 G1-3 1-2 BB		B KC 77 D CH 81 B SI 87 B FF 86 4-0 41 G4-3 1-2 BB		X KC 76 0-0 ② G4-3			C FF 93 F CH 87 X FF 97 0-2 ① L7		2	0	0	0	2	0	0
41 Carlos Santana, S (1, 3) OBP: 0.364, SLG: 0.406	B FF 87 B CH 83 X CH 81 2-0 ② G1-3 1-2 2-3		T SI 87 C SI 86 X SI 87 1-2 ②③ G4-3 1-2f		F SI 87 B CH 81 B SI 87 C CH 81 X CH 80 2-2 ③ F9			B FF 96 F FF 96 B CH 88 X FF 95 2-1 ② F8		4	0	0	0	0	0	4
9 Ryan Raburn, R (1, 10) OBP: 0.367, SLG: 0.679 7 David Murphy, L (6, PH) OBP: 0.300, SLG: 0.474 (7, 10)	B FF 88 B KC 78 C CH 83 C SI 89 D KC 78 X FF 88 3-2 ③ L7			C KC 74 B CH 80 F CH 80 X SI 87 1-2 ① F8		C FF 92 F FC 88 X CH 80 0-2 ① G4-3		F FF 96 F FF 96 B FF 97 B CU 81 S CH 88 2-3 ③ K		2 2	0 0	0 0	0 0	0 0	0 1	2 0
40 Jerry Sands, R (1, 9) OBP: 0.400, SLG: 0.435 44 Brandon Moss, L (6, PH) OBP: 0.305, SLG: 0.471 (7, 9)		B FF 87 S CH 80 B KC 76 X CH 80 2-1 ① F7		B KC 76 S CH 80 C SI 86 B SI 87 B CH 81 X CH 81 3-2 ② P6		B FC 87 F CH 80 B FC 86 F FC 87 F FF 93 B CH 82 F CH 80 S CH 80 3-3 ② K			F FF 93 S FF 94 X FF 95 0-2 ① L8	2 2	0 0	0 0	0 0	0 0	0 1	0 0
55 Roberto Pérez, R (1, 2) OBP: 0.256, SLG: 0.324 8 Lonnie Chisenhall, L (9, PH) OBP: 0.246, SLG: 0.298		B FF 88 C FF 87 B KC 76 S CH 81 B SI 88 S CH 81 3-3 ② K		B KC 74 S SI 86 S CH 81 B SI 88 B SI 87 4-1 BB		B FC 88 B FF 92 C FF 92 C FC 87 B CH 82 S FF 94 3-3 ③ K			F FF 93 T KC 83 C FF 94 0-3 ② K	2 1	0 0	0 0	0 0	1 0	2 1	0 0
24 Michael Bourn, L (1, 8) OBP: 0.240, SLG: 0.217		B SI 86 X FF 87 1-0 2B		B SI 87 D CH 81 X FF 87 2-0 ③ F8			B FF 91 C FF 91 C FF 88 B CU 74 B SI 92 S FF 93 3-3 ① K		C FC 89 X FF 94 0-1 ③ G3	4	0	1	0	0	1	1
11 José Ramírez, S (1, 6) OBP: 0.237, SLG: 0.259		C FF 87 B FF 87 C CH 80 X SI 88 1-2 ③ F7			C KC 74 B CH 80 F FF 85 F CH 80 F SI 86 X CH 80 1-2 ① F9		M SI 92 B SL 88 B SL 88 F SI 91 S SL 87 2-3 ② K			3	0	0	0	0	1	1
Inning Stats	R: 0 E: 0 K: 0 S: 11 H: 0 LOB: 2 BB: 2 P: 26	R: 0 E: 0 K: 1 S: 9 H: 1 LOB: 1 BB: 0 P: 16	R: 0 E: 0 K: 0 S: 8 H: 0 LOB: 1 BB: 2 P: 18	R: 0 E: 0 K: 0 S: 8 H: 0 LOB: 1 BB: 1 P: 18	R: 2 E: 0 K: 0 S: 15 H: 2 LOB: 0 BB: 0 P: 24	R: 0 E: 0 K: 2 S: 11 H: 0 LOB: 0 BB: 0 P: 17	R: 0 E: 0 K: 2 S: 11 H: 1 LOB: 1 BB: 0 P: 18	R: 0 E: 0 K: 1 S: 8 H: 0 LOB: 0 BB: 0 P: 12	R: 0 E: 0 K: 1 S: 8 H: 0 LOB: 0 BB: 0 P: 8	1B: 1 2B: 2 3B: 0 HR: 1	SF: 0 SAC: 0 DP: 1 HBP: 0			WP: 0 PB: 0 SB: 0 CS: 0	PA: 35		

BOTTOM

Kansas City Royals @ Cleveland Indians

Progressive Field, Cleveland, OH

Mon Apr 27 2015, 6:11 PM - 9:32 PM EDT

Att. 9,668 - Cloudy - 44 F

livebaseballscorecards.com

AB	30
R	2
H	4
RBI	2
BB	5
SO	7
LOB	9

PITCHER		IP	WLS	BF	H	R	ER	SO	BB	IBB	HBP	BLK	WP	HR	S	P	ERA	WHIP
51 Jason Vargas, L ERA: 5.95	(1, 1)	5.0	W	22	3	2	2	1	5	0	0	0	0	1	51	102	3.60	1.600
46 Ryan Madson, R ERA: 0.93	(6, 1)	1.0	H	3	0	0	0	2	0	0	0	0	0	0	11	17	0.00	0.000
47 Franklin Morales, L ERA: 1.17	(7, 1)	1.0		4	1	0	0	2	0	0	0	0	0	0	11	18	0.00	1.000
40 Kelvin Herrera, R ERA: 1.08	(8, 1)	1.0		3	0	0	0	1	0	0	0	0	0	0	8	12	0.00	0.000
17 Wade Davis, R ERA:	(9, 1)	1.0		3	0	0	0	1	0	0	0	0	0	0	8	8	0.00	0.000

PITCHER	IP	WLS	BF	H	R	ER	SO	BB	IBB	HBP	BLK	WP	HR	S	P	ERA	WHIP

Batter	1	2	3	4	5	6	7	8	9	AB	R	H	RBI	BB	SO	LOB
2 Alcides Escobar, R (1, 6) OBP: 0.317, SLG: 0.364	C FF 90 X FF 90 0-1 G5-3		C FC 80 B FC 78 F CH 88 B KC 72 B SI 90 F FF 90 B FC 82 4-2 8 G1-6-3 BB		C FC 80 X FC 80 0-1 L9		B SL 84 C SL 85 F FF 89 B SL 85 D SL 85 X FF 90 3-2 8 E 2B 2-H 3-H	1 SAFE C FF 90 C FF 91 X FF 92 0-2 1-2 1B		4	1	2	2	1	0	0
8 Mike Moustakas, L (1, 5) OBP: 0.418, SLG: 0.519	C FF 90 X CH 83 0-1 35 1B 1B		B CH 89 B CH 89 F FF 89 F CH 89 1 SAFE F FC 81 X SI 90 2-2 G1-6-3 1-2f		B FC 79 B FC 78 X FF 90 2-0 G3		C SI 90 B SI 90 B SL 83 B SI 91 F SI 91 X SI 92 3-2 E2 35 FC6-4 25 HR 1B 2-H	F FF 91 B FF 91 S FF 90 F FF 93 S SL 84 1-3 K		5	1	2	1	0	1	3
6 Lorenzo Cain, R (1, 8) OBP: 0.424, SLG: 0.507	B FC 82 F FC 81 X CH 89 1-1 F8		B CH 83 B CH 88 B FC 81 C CH 88 X CH 88 3-1 F7			C CH 88 F CH 82 B KC 75 F KC 74 C SI 90 1-3 K	I IN 83 I IN 84 I IN 83 I IN 81 4-0 35 FC6-4 IBB		S SL 82 X SL 82 0-1 G6-3	4	0	0	0	1	1	1
35 Eric Hosmer, L (1, 3) OBP: 0.411, SLG: 0.434	P PO 80 C FC 81 1 SAFE X FC 83 1-1 1-2 1B			B CH 83 B CH 87 C CH 82 X CH 88 2-1 F8		B FF 90 C CH 89 B CH 84 F FC 81 F KC 74 X CH 88 2-2 G5-3	B SL 84 F SI 92 X SL 84 1-1 FC6-4 25 HR 1-2f 2-3		X FF 91 0-0 25 FC1-6-3 2B	5	1	2	0	0	0	2
25 Kendrys Morales, S (1, 10) OBP: 0.374, SLG: 0.500	2 SAFE X CH 89 0-0 G3			B FC 82 C CH 81 X CH 87 1-1 4 BLK 14 1B 1B		B CH 82 S CH 82 X FF 89 1-1 4 1B 2B	S SL 80 X SL 81 0-1 1-H 3-H HR		B FF 92 X FF 92 1-0 FC1-6-5 4 BB 13 1B 2-3	5	4	3	3	0	0	3
4 Alex Gordon, L (1, 7) OBP: 0.423, SLG: 0.500		B CH 87 B FC 80 X CH 89 2-0 HR		B CH 87 B CH 84 B FC 82 B CH 89 4-0 14 1B 1-2 BB		X CH 83 0-0 13 CS 2-H 1B	C FC 94 B FC 94 X SL 81 1-1 P3		D SL 83 B SL 84 F FF 91 B FF 92 B SL 83 4-1 13 1B 14 1B 1-2 BB	3	2	2	2	2	0	0
13 Salvador Perez, R (1, 2) OBP: 0.346, SLG: 0.500		B FC 80 B CH 89 C FC 80 B FC 81 X CH 89 3-1 F9		B FC 83 X FF 90 1-0 F4		1 SAFE S FC 80 B FF 90 1-1 CS 1-2	X FF 89 0-0 14 2B 2 2B 1B	B FF 91 X FF 91 1-0 14 G4-6-3 1B	B SL 84 X FF 92 1-0 14 1B 1-3 2-H 1B	5	1	3	1	0	0	2
14 Omar Infante, R (1, 4) OBP: 0.263, SLG: 0.375		C CH 89 X CH 82 0-1 G5-3		C FF 89 X CH 89 0-1 1-3 2-H 1B			D SL 85 B SL 86 X FF 89 2-0 2 2B 1-3 2B	X FF 90 0-0 G4-6-3 1-2f	C FF 92 B SL 84 B SL 83 F FF 92 B FF 92 X FF 92 3-2 1 FC4 1-3 3-H 1B	5	1	3	2	0	0	1
1 Jarrod Dyson, L (1, 9) OBP: 0.208, SLG: 0.174		B CH 88 L CH 88 S CH 83 B SI 90 S CH 84 2-3 K			C CH 87 B CH 87 B FC 80 F CH 89 F CH 82 F CH 82 B SI 89 F CH 83 X SI 89 3-2 P5		X SL 84 0-0 G1-3	B FF 93 F FF 92 B FF 93 B FF 91 X FF 92 3-1 2 1B 1B	F FF 90 X FF 91 0-1 FC4 1-2f	5	0	1	0	0	1	4

| Inning Stats | | |

Batter	1	2	3	4	5	6	7	8	9	AB	R	H	RBI	BB	SO	LOB
22 Jason Kipnis, L (1, 4) OBP: 0.271, SLG: 0.269	C FF 89 F SI 90 X CH 84 0-2 ① G3-1	D CU 80 B CH 86 B SI 92 C FF 91 B FF 91 4-1 1-2 BB			C FC 88 F SL 87 B FF 90 B SL 85 F CU 77 B CH 85 X CH 84 3-2 ② G3	H SL 80 1-0 1-2 2-3 11 FC6 HBP			C FF 88 B SL 82 B FF 88 S SL 80 B FF 90 C FF 88 3-3 ① K	3	0	0	0	1	1	0
11 José Ramírez, S (1, 6) OBP: 0.234, SLG: 0.254	C FC 88 B FC 87 B CH 82 C SI 88 F CH 83 F FF 90 C SI 90 2-3 ② K	X CU 78 0-0 ③ F8			B FF 91 B SL 86 B SI 89 C FC 89 X FF 90 3-1 23 CS 1B	B SI 92 F SI 93 B SI 92 X SI 93 2-1 ③ FC6 1-2f			C FF 87 B FF 88 C FF 88 B SL 82 B FF 90 X FF 88 3-2 ② F9	5	0	1	0	0	1	5
23 Michael Brantley, L (1, 7) OBP: 0.382, SLG: 0.431	X SI 91 0-0 2B	B SL 85 B CH 83 C FC 87 X CH 84 2-1 ① L6			1 SAFE 1 SAFE C SL 85 0-1 ③ CS 1-2	X FC 89 0-0 44 PB 41 BB 44 HR 1B	C FF 86 B SL 80 X FF 87 1-1 ① G4-3		X FF 89 0-0 ③ F7	5	1	2	0	0	0	0
41 Carlos Santana, S (1, 3) OBP: 0.383, SLG: 0.409	C SI 90 X CH 83 0-1 ③ G3-1		B CU 76 B SL 86 B SL 85 B SI 89 4-0 44 CS BB			B FC 88 F SL 86 B SL 86 S CH 85 B FF 91 1 SAFE B CH 84 4-2 1-2 44 PB 44 HR BB	C FF 87 B SL 80 X SL 80 1-1 1B			2	1	1	0	2	0	1
44 Brandon Moss, L (1, 9) OBP: 0.317, SLG: 0.527		C FF 90 B CH 84 X CH 83 1-1 24 WP 8 1B 24 1B 1B	B FC 90 S FC 90 1 SAFE S CH 84 F SI 90 B CH 84 S SI 91 2-3 ② ③ K 1-2			B CH 85 F SI 93 X SI 93 1-1 1-H 2-H HR	B FF 86 S SL 79 D FF 86 X FF 87 2-1 ② P2			4	2	2	3	0	1	2
7 David Murphy, L (1, 10) OBP: 0.286, SLG: 0.450 9 Ryan Raburn, R (6, PH) OBP: 0.344, SLG: 0.633 (7, 10)		B CH 83 B SL 87 X SI 90 2-0 ① F7		B CU 76 C FC 88 C SL 85 B SI 89 F SI 89 F CH 84 F CH 84 X FC 88 2-2 ① G3		S SI 93 X CH 86 0-1 ① G5-3	B FF 86 X FF 87 1-0 ③ F7			2 2	0 0	0 0	0 0	0 0	0 0	1 1
8 Lonnie Chisenhall, L (1, 5) OBP: 0.262, SLG: 0.311		X SI 89 0-0 24 WP 24 1B 1-2 1B		C CU 78 B SL 86 F CH 85 F FF 90 X CH 84 1-2 ② F9		X SI 93 0-0 22 HBP 24 BB 1B		B FF 89 C FF 90 F CH 85 X SL 84 1-2 ① L1		4	1	2	0	0	0	0
12 Brett Hayes, R (1, 2) OBP: 0.091, SLG: 0.364		C SI 90 X SI 91 0-1 ② L4		F SL 86 F CU 77 B FF 90 B CH 85 F FF 91 C SI 90 2-3 ③ K		S SI 93 F SI 93 B SI 92 1 SAFE F SL 82 D SL 81 X CH 85 2-2 ② P5		C SL 83 F FF 91 B FF 91 S CH 87 1-3 ② K		4	0	0	0	0	2	3
24 Michael Bourn, L (1, 8) OBP: 0.253, SLG: 0.222		C SL 86 B SI 92 C CH 84 F SI 93 B FC 89 B FC 89 X SL 87 3-2 22 S 1-H 2-H 1B			X CH 84 0-0 ① G3	C SI 92 B SL 80 B SI 92 B SL 80 B SI 92 4-1 22 HBP 1-2 BB		C SL 82 S CH 85 F CH 86 B FF 91 B CH 86 F FF 92 X SL 82 2-2 ③ F9		3	0	1	2	1	0	0
Inning Stats	R: 0 E: 0 K: 1 S: 11 H: 1 LOB: 1 BB: 0 P: 13	R: 2 E: 0 K: 0 S: 12 H: 3 LOB: 2 BB: 1 P: 22	R: 0 E: 0 K: 1 S: 6 H: 0 LOB: 0 BB: 1 P: 14	R: 0 E: 0 K: 1 S: 14 H: 0 LOB: 0 BB: 0 P: 19	R: 0 E: 0 K: 0 S: 8 H: 1 LOB: 0 BB: 0 P: 14	R: 3 E: 0 K: 0 S: 15 H: 3 LOB: 3 BB: 2 P: 29	R: 0 E: 0 K: 0 S: 7 H: 1 LOB: 1 BB: 0 P: 12	R: 0 E: 0 K: 1 S: 11 H: 0 LOB: 0 BB: 0 P: 15	R: 0 E: 0 K: 1 S: 7 H: 0 LOB: 0 BB: 0 P: 13	1B: 7 2B: 1 3B: 0 HR: 1 SF: 0 SAC: 0 DP: 0 HBP: 1						WP: 1 PB: 1 SB: 1 CS: 2 PA: 40	

BOTTOM

Kansas City Royals @ Cleveland Indians

Progressive Field, Cleveland, OH

Tue Apr 28 2015, 6:13 PM - 9:26 PM EDT

Att. 10,698 - Clear - 54 F

livebaseballscorecards.com

AB	34
R	5
H	9
RBI	5
BB	4
SO	5
LOB	13

PITCHER		IP	WLS	BF	H	R	ER	SO	BB	IBB	HBP	BLK	WP	HR	S	P	ERA	WHIP
11 Jeremy Guthrie, R ERA: 5.87	(1, 1)	5.0		22	6	4	4	3	3	0	0	0	1	0	54	89	7.20	1.800
27 Brandon Finnegan, L ERA: 9.0	(6, 1)	1.0	W	7	2	1	1	0	1	0	1	0	0	1	12	22	9.00	3.000
32 Chris Young, R ERA: 1.86	(7, 1)	1.0		4	1	0	0	0	0	0	0	0	0	0	7	12	0.00	1.000
54 Jason Frasor, R ERA:	(8, 1)	1.0		3	0	0	0	1	0	0	0	0	0	0	11	15	0.00	0.000
63 Yohan Pino, R ERA:	(9, 1)	1.0		3	0	0	0	1	0	0	0	0	0	0	7	13	0.00	0.000

PITCHER	IP	WLS	BF	H	R	ER	SO	BB	IBB	HBP	BLK	WP	HR	S	P	ERA	WHIP

Kansas City Royals @ Cleveland Indians

Progressive Field, Cleveland, OH

Wed Apr 29 2015, 6:13 PM - 8:53 PM EDT

Att. 10,284 - Clear - 55 F

livebaseballscorecards.com

TOP

Batter	1	2	3	4	5	6	7	8	9	AB	R	H	RBI	BB	SO	LOB
2 Alcides Escobar, R (1, 6) OBP: 0.329, SLG: 0.367	F FF 94 B SL 85 F FF 96 X FF 96 1-2 6 G5-3 8 1B 25 1B 1B		C CU 79 C FF 94 S CH 86 0-3 ① K		F FF 95 F FF 97 F CH 89 B CH 87 B CH 87 H FF 96 3-2 HBP		B FF 95 X FF 96 1-0 1B		C KC 84 D KC 85 B KC 85 C FF 94 D KC 85 X FF 94 3-2 ③ F8 1-2	2	1	1	0	0	1	0
24 Christian Colón, R (5, PR) (5, 6) OBP: 0.345, SLG: 0.308										2	0	1	0	0	0	1
8 Mike Moustakas, L (1, 5) OBP: 0.421, SLG: 0.518	X FF 94 0-0 6 G5-3 25 1B 1-2 1B		B CU 81 C CH 85 B SL 84 F CH 86 F FF 96 X CH 88 2-2 6 FC6 1B		B CU 80 X SI 93 1-0 ③ F7		D FF 96 B FF 96 C FF 95 X FF 96 2-1 ③ P5			4	1	2	0	0	0	2
6 Lorenzo Cain, R (1, 8) OBP: 0.416, SLG: 0.494	B FF 96 S SL 85 D SL 86 F FF 95 B CH 86 X SL 86 3-2 ① G5-3 1-2 2-3		X FF 95 0-0 ② FC6 1-2f			B CU 78 B FF 93 B FF 93 C FF 94 X FF 94 3-1 35 HR 1B		B FC 89 B FF 91 C FF 94 F FF 93 X SL 83 2-2 ① G6-3		4	1	1	0	0	0	3
35 Eric Hosmer, L (1, 3) OBP: 0.404, SLG: 0.463	S CH 85 X CH 85 0-1 ② L4		1 SAFE 1 SAFE B FF 93 C FF 94 1 SAFE F FF 94 F FF 95 D CH 87 1 SAFE 2-2 X FF 95 G5-3			B SI 92 F FF 94 B FF 94 X FF 94 2-1 1-H HR		B SL 82 F FF 95 S CH 89 B SI 96 B CH 90 S FF 96 3-3 ② K		4	1	1	2	0	1	3
25 Kendrys Morales, S (1, 10) OBP: 0.368, SLG: 0.489	B FF 96 D CH 86 X SI 96 2-0 2-H 3-H 1B			C FF 94 C CH 86 S CH 87 0-3 ① K		B FF 94 F CH 84 X CH 87 1-1 ① L4		B SL 81 C FF 94 F CU 82 S FF 96 1-3 ③ K		4	0	1	2	0	2	0
4 Alex Gordon, L (1, 7) OBP: 0.413, SLG: 0.500	S FF 96 B SI 92 S SL 82 F FF 97 B CU 81 T CH 86 2-2 ③ K			C CU 81 B FF 96 F FF 97 B FF 97 T CH 88 2-2 ② K		C FF 96 B CU 81 F CH 84 S CH 85 1-3 ② K			B FF 94 X FF 94 1-0 E9 14 1B 2B	4	1	1	0	0	3	1
13 Salvador Perez, R (1, 2) OBP: 0.329, SLG: 0.476		B SL 84 S SL 86 B FF 95 X SL 87 2-1 ① G6-3		B SL 82 F SL 88 C SL 83 F FF 96 F FF 94 F FF 95 X CH 88 1-2 ③ F9		B SL 86 C FF 95 F FF 93 S CH 86 1-3 ③ K			F FF 95 F KC 85 C KC 85 0-3 ① K	4	0	0	0	0	2	1
14 Omar Infante, R (1, 4) OBP: 0.262, SLG: 0.367		B SL 84 X FF 94 1-0 ② G5-3			C FF 93 B CH 86 X CH 84 1-1 ① P5		B FF 94 C FC 86 S FC 89 X FC 91 1-2 ① G5-3		X KC 85 0-0 24 PB 3-H 1B	4	0	1	1	0	0	0
16 Paulo Orlando, R (1, 9) OBP: 0.321, SLG: 0.490		X FF 95 0-0 ③ L8			S CU 81 S SL 82 F SL 83 F FF 96 S CH 87 0-3 ② K		C CU 81 F CU 82 C FF 97 0-3 ② K		F FF 94 X FF 94 0-1 ② F7	4	0	0	0	0	2	1
Inning Stats	R: 2 E: 0 K: 1 S: 14 H: 3 LOB: 1 BB: 0 P: 22	R: 0 E: 0 K: 0 S: 4 H: 0 LOB: 0 BB: 0 P: 7	R: 0 E: 0 K: 1 S: 12 H: 1 LOB: 1 BB: 0 P: 16	R: 0 E: 0 K: 2 S: 12 H: 0 LOB: 0 BB: 0 P: 15	R: 0 E: 0 K: 1 S: 11 H: 0 LOB: 1 BB: 0 P: 16	R: 2 E: 0 K: 2 S: 12 H: 2 LOB: 0 BB: 0 P: 20	R: 0 E: 0 K: 1 S: 9 H: 1 LOB: 1 BB: 0 P: 13	R: 0 E: 0 K: 2 S: 9 H: 0 LOB: 0 BB: 0 P: 15	R: 1 E: 1 K: 1 S: 10 H: 2 LOB: 1 BB: 0 P: 14	1B: 7 2B: 1 3B: 0 HR: 1 SF: 0 SAC: 0 DP: 0 HBP: 1						

	AB	36
	R	5
	H	9
	RBI	5
	BB	0
	SO	11
	LOB	12

WP: 0 PB: 1 SB: 0 CS: 0 PA: 37

PITCHER		IP	WLS	BF	H	R	ER	SO	BB	IBB	HBP	BLK	WP	HR	S	P	ERA	WHIP
31 Danny Salazar, R ERA: 3.32	(1, 1)	6.0	W	25	6	4	4	7	0	0	1	0	0	1	65	96	6.00	1.000
34 Zach McAllister, R ERA: 4.6	(7, 1)	2.0	H	7	1	0	0	3	0	0	0	0	0	0	18	28	0.00	0.500
37 Cody Allen, R ERA: 11.57	(9, 1)	1.0	S	5	2	1	0	1	0	0	0	0	0	0	10	14	0.00	2.000

PITCHER	IP	WLS	BF	H	R	ER	SO	BB	IBB	HBP	BLK	WP	HR	S	P	ERA	WHIP

Batter	1	2	3	4	5	6	7	8	9	AB	R	H	RBI	BB	SO	LOB
22 Jason Kipnis, L (1, 4) OBP: 0.278, SLG: 0.305	C FC 93 X FC 91 0-1 ① F7		B SI 94 B SI 94 X SI 95 2-0 1-H 2-H HR		B CU 80 C CH 88 B CH 87 F FC 91 B FF 96 F CH 88 B FF 97 4-2 23 G4-3 11 E BB	B FF 90 X FF 89 1-0 ② G1-3 2-H		B CH 82 F FF 94 X CH 83 1-1 ③ P6		4	1	1	4	1	0	0
11 José Ramírez, S (1, 6) OBP: 0.221, SLG: 0.238	C FF 94 X CU 81 0-1 ② G2-3		B CH 85 C FC 91 B CH 85 X FC 92 2-1 ① G4-3		B CU 80 1 SAFE L SI 94 L CH 85 X CU 83 1-2 ① L1 1-2	B FF 92 C SL 87 B SI 92 F FF 89 B SI 94 X FF 93 3-2 ③ L8				4	0	0	0	0	0	1
23 Michael Brantley, L (1, 7) OBP: 0.356, SLG: 0.400	B SI 93 C SI 94 B SI 92 B SI 94 X SI 94 3-1 ③ G3		B FC 91 C CH 87 B FC 92 X SI 95 2-1 ② G4-3		C FC 90 B CH 87 F FF 96 X CH 88 1-2 ② G4-3 2-3		X CH 88 0-0 ① L3			4	0	0	0	0	0	1
41 Carlos Santana, S (1, 3) OBP: 0.400, SLG: 0.403		C FF 94 B FF 95 B CH 85 B FC 92 B SI 93 4-1 BB	F SI 95 B FF 95 X FC 92 1-1 ③ G3		C CU 82 B CH 86 D CH 87 B CU 84 T SI 97 F CU 84 D CU 84 4-2 BB		B SI 92 B CU 74 C SL 87 B SI 87 B SI 92 4-1 44 FC4-6 BB			1	0	0	0	3	0	0
44 Brandon Moss, L (1, 9) OBP: 0.299, SLG: 0.492		B CH 87 D FC 92 F SI 95 B FF 94 X SI 94 3-1 ① F8	X CU 80 0-0 ① G4-3		X SI 97 0-0 ③ G4-3		C SL 87 S SL 88 X SL 87 0-2 ② FC4-6 1-2f			4	0	0	0	0	0	4
7 David Murphy, L (1, 10) OBP: 0.289, SLG: 0.442 9 Ryan Raburn, R (7, PH) OBP: 0.333, SLG: 0.613 (8, 10)		C SI 94 B CH 86 X FF 94 1-1 ② F8	B FC 92 C SI 93 X FC 91 1-1 55 BB 1B		B SI 94 C CH 84 X SI 96 1-1 ① G5-3	X FC 88 0-0 ③ P4				3 1	0 0	1 0	0 0	0 0	0 0	1 1
8 Lonnie Chisenhall, L (1, 5) OBP: 0.261, SLG: 0.323	C FF 95 F CH 88 B FF 97 D CH 89 B CH 87 S FC 90 3-3 ③ K		F SI 94 B FF 95 X SI 95 1-1 ② P6		F CU 80 C CH 86 X CU 81 0-2 55 2B 2B			S FF 92 S FF 92 F CH 82 S FF 92 0-3 ① K		4	1	1	0	0	2	2
55 Roberto Pérez, R (1, 2) OBP: 0.319, SLG: 0.475			B FF 94 B SI 94 B FF 95 C FF 94 X FF 94 3-1 24 1B 22 HR 1B	C CU 82 C FC 92 D CU 82 B FC 91 B FC 89 F FF 96 F SI 95 F FF 94 B CU 88 4-2 1-2 BB		B SI 95 X SI 94 1-0 24 2B 2-H 2B		C FF 93 B FC 88 B FF 93 S CH 80 X FF 94 2-2 HR		3	3	3	2	1	0	0
24 Michael Bourn, L (1, 8) OBP: 0.265, SLG: 0.250			X FF 94 0-0 1-2 22 HR 1B	B CH 86 B FC 90 X SI 96 2-0 ③ G4-3		C SI 89 B SI 93 X SI 91 1-1 22 WP 22 G1-3 2-H 2B		B FC 88 C CH 82 B CH 83 S FF 93 S CH 83 2-3 ② K		4	2	2	1	0	1	2
Inning Stats	R: 0 E: 0 K: 0 S: 6 H: 0 LOB: 0 BB: 0 P: 9	R: 0 E: 0 K: 1 S: 8 H: 0 LOB: 1 BB: 1 P: 19	R: 3 E: 0 K: 0 S: 10 H: 3 LOB: 0 BB: 0 P: 20	R: 0 E: 0 K: 0 S: 11 H: 1 LOB: 2 BB: 1 P: 19	R: 0 E: 1 K: 0 S: 13 H: 0 LOB: 2 BB: 2 P: 23	R: 3 E: 0 K: 0 S: 12 H: 3 LOB: 0 BB: 0 P: 19	R: 0 E: 0 K: 0 S: 6 H: 0 LOB: 1 BB: 1 P: 10	R: 1 E: 0 K: 2 S: 12 H: 1 LOB: 0 BB: 0 P: 17		1B: 3 2B: 3 3B: 0 HR: 2	SF: 0 SAC: 0 DP: 0 HBP: 0		WP: 1 PB: 0 SB: 0 CS: 0	PA: 37		

BOTTOM

Kansas City Royals @ Cleveland Indians

Progressive Field, Cleveland, OH

Wed Apr 29 2015, 6:13 PM - 8:53 PM EDT

Att. 10,284 - Clear - 55 F

livebaseballscorecards.com

AB	32
R	7
H	8
RBI	7
BB	5
SO	3
LOB	12

PITCHER		IP	WLS	BF	H	R	ER	SO	BB	IBB	HBP	BLK	WP	HR	S	P	ERA	WHIP
30 Yordano Ventura, R ERA: 4.94	(1, 1)	5.1	L	26	6	5	5	1	4	0	0	0	0	1	54	98	8.44	1.875
47 Franklin Morales, L ERA: 2.0	(6, 1)	1.1		6	1	1	1	0	1	0	0	0	1	0	11	20	6.75	1.500
46 Ryan Madson, R ERA: 1.64	(7, 1)	1.1		5	1	1	1	2	0	0	0	0	0	1	13	18	6.75	0.750

PITCHER	IP	WLS	BF	H	R	ER	SO	BB	IBB	HBP	BLK	WP	HR	S	P	ERA	WHIP

Batter	1	2	3	4	5	6	7	8	9	AB	R	H	RBI	BB	SO	LOB
29 Devon Travis, R (1, 4) OBP: 0.393, SLG: 0.625	B CH 85 B SI 86 C SI 85 S SI 85 X CH 80 2-2 G1-3		B CU 73 B CH 80 B SI 86 B SI 86 4-0 BB	B SL 81 X SI 90 1-0 G5-3			B FC 90 B FC 90 F FC 90 F SL 80 S SL 82 2-3 K		X FC 87 0-0 G5-2-3 3-Hf	4	0	0	0	1	1	3
20 Josh Donaldson, R (1, 5) OBP: 0.370, SLG: 0.549	C CH 79 X CH 80 0-1 G5-3		B SI 87 X SI 86 1-0 G4-3		B SL 82 B SI 89 C SI 91 X SI 92 2-1 G4-3		S SL 79 B SL 81 S FC 91 F FC 92 X SL 79 1-2 G6-3			4	0	0	0	0	0	1
19 José Bautista, R (1, 10) OBP: 0.325, SLG: 0.443	C SI 88 X CH 80 0-1 G6-3			S CH 78 B CH 85 B CH 78 B CH 80 B SI 88 4-1 10 1B 23 1B BB	B SI 91 X SI 92 1-0 10 1B 2B			C SL 80 S SL 79 B SL 78 B SL 80 C FC 91 2-3 K		3	1	1	0	1	1	0
10 Edwin Encarnación, R (1, 3) OBP: 0.258, SLG: 0.352 14 Justin Smoak, S (9, 3) OBP: 0.372, SLG: 0.429		X CH 79 0-0 G5-3		X SI 87 0-0 23 1B 55 2B 1-3 1B	C SI 92 B SL 83 D SL 84 S SI 91 X SI 92 2-2 2-H 1B			S FC 90 F FC 90 C FC 90 0-3 K		4 0	1 0	2 0	0 0	0 0	1 0	0 0
23 Danny Valencia, R (1, 9) OBP: 0.444, SLG: 0.577		C SI 86 B CU 74 B CH 79 X CH 80 2-1 G5-3		F CH 85 B SL 82 S SL 81 X SL 82 1-2 55 2B 11 2B 1-2 3-H 1B	C SI 91 B SI 92 D SL 82 B SI 92 X SI 92 3-1 L8			F FC 90 F SL 80 S FC 92 0-3 K		4	1	1	1	0	1	1
55 Russell Martin, R (1, 2) OBP: 0.367, SLG: 0.410		B SI 87 B SI 87 B CH 79 B SI 87 4-0 BB		C CH 81 B SI 88 B CH 80 X SI 88 2-1 11 2B 1-3 2-H 2B		C SI 89 F SL 81 X SL 82 0-2 L6			B FF 94 B FF 94 F FF 93 B FF 93 D FF 93 4-1 1 BB 45 1B 29 G5-2-3 BB	2	1	1	1	2	0	0
11 Kevin Pillar, R (1, 8) OBP: 0.297, SLG: 0.398		B CH 81 B SI 87 C FF 87 X SI 88 2-1 G6-3		C SI 85 S SI 87 F SL 82 B SI 87 X CH 79 1-2 45 G1-3 1 SH1-3 2-H 3-H 2B		C SI 90 F SL 82 F SI 91 X SL 82 0-2 G5-3			C FF 94 B FC 89 B FF 93 S FF 94 X FF 94 2-2 F9	4	1	1	2	0	0	2
45 Dalton Pompey, S (1, 7) OBP: 0.276, SLG: 0.354			L CU 74 X CH 85 0-1 G4-3	X SI 89 0-0 G1-3 2-3		S SI 91 X CH 83 0-1 G3			B FC 89 F FF 94 B FF 93 X FF 94 2-1 1 BB 1-2 1B	4	0	1	0	0	0	1
1 Jonathan Diaz, R (1, 6)			C SI 86 X CH 78 0-1 G5-3	X SI 90 0-0 SH1-3 3-H			C FC 90 X SL 78 0-1 G4-3		B FF 93 C FF 91 B FC 87 B FF 92 C FF 92 B FF 91 4-2 1-2 2-3 BB	2	0	0	1	1	0	0
Inning Stats	R: 0 E: 0 K: 0 S: 7 H: 0 LOB: 0 BB: 0 P: 9	R: 0 E: 0 K: 0 S: 5 H: 0 LOB: 1 BB: 1 P: 13	R: 0 E: 0 K: 0 S: 5 H: 0 LOB: 1 BB: 1 P: 10	R: 5 E: 0 K: 0 S: 14 H: 4 LOB: 0 BB: 1 P: 23	R: 0 E: 0 K: 0 S: 8 H: 2 LOB: 1 BB: 0 P: 16	R: 0 E: 0 K: 0 S: 9 H: 0 LOB: 0 BB: 0 P: 9	R: 0 E: 0 K: 1 S: 9 H: 0 LOB: 0 BB: 0 P: 12	R: 0 E: 0 K: 3 S: 9 H: 0 LOB: 0 BB: 0 P: 11	R: 0 E: 0 K: 0 S: 9 H: 1 LOB: 2 BB: 2 P: 21	1B: 4 2B: 3 3B: 0 HR: 0 SF: 0 SAC: 1 DP: 1 HBP: 0	WP: 0 PB: 0 SB: 0 CS: 0 PA: 37					

PITCHER		IP	WLS	BF	H	R	ER	SO	BB	IBB	HBP	BLK	WP	HR	S	P	ERA	WHIP
58 TJ House, L ERA: 13.15	(1, 1)	3.0	L	16	4	5	5	0	3	0	0	0	0	0	28	51	15.00	2.333
54 Ryan Webb, R ERA:	(4, 1)	3.0		10	2	0	0	0	0	0	0	0	0	0	20	29	0.00	0.667
27 Bryan Shaw, R ERA: 3.68	(7, 1)	2.0		6	0	0	0	4	0	0	0	0	0	0	18	23	0.00	0.000
50 Nick Hagadone, L ERA: 2.16	(9, 1)	1.0		5	1	0	0	0	2	0	0	0	0	0	9	21	0.00	3.000

PITCHER	IP	WLS	BF	H	R	ER	SO	BB	IBB	HBP	BLK	WP	HR	S	P	ERA	WHIP

TOP

Toronto Blue Jays @ Cleveland Indians

Progressive Field, Cleveland, OH

Thu Apr 30 2015, 7:11 PM - 9:57 PM EDT

Att. 9,798 - Overcast - 46 F

livebaseballscorecards.com

AB	31
R	5
H	7
RBI	5
BB	5
SO	4
LOB	8

Batter	1	2	3	4	5	6	7	8	9	AB	R	H	RBI	BB	SO	LOB
22 Jason Kipnis, L (1, 4) OBP: 0.263, SLG: 0.287	B FF 91 C FF 91 X SL 82 1-1 ① G3	C FF 91 B SL 83 F FF 90 B SL 85 F FF 90 F FF 90 B CU 74 X FF 90 3-2 ③ F7			C SI 88 S SL 79 X SI 87 0-2 ① G6-3		C SL 84 B FF 93 B FF 93 X CH 80 2-1 ① F7		B CH 86 B CU 81 X SI 89 2-0 ① FC4-6 4 G5-4-3 1-2f	5	0	0	0	0	0	4
4 Mike Aviles, R (1, 6) OBP: 0.348, SLG: 0.450	B FF 93 B FF 92 B FF 92 C FF 90 X FF 91 3-1 ② F8		B CH 84 C SL 81 F CU 73 B CH 87 B FF 88 F FF 89 S CH 82 3-3 ① K		B SI 87 C CU 69 X CH 76 1-1 23 1B 2B		C FF 94 S SI 94 F FF 94 B SL 86 B CH 82 X FF 95 2-2 ② L4		D FF 88 C CU 81 B CH 83 X CU 81 2-1 ②③ G5-4-3 1-2f	5	1	1	0	0	1	1
23 Michael Brantley, L (1, 7) OBP: 0.381, SLG: 0.458	B FF 92 B CH 86 X FF 93 2-0 2B		C SL 82 X SL 83 0-1 ② G4-3		D SL 79 X SI 86 1-0 41 FC4-6 2-H 1B		B CH 82 B FF 94 B FF 94 C FF 93 X FF 93 3-1 2B			4	0	3	1	0	0	0
41 Carlos Santana, S (1, 3) OBP: 0.393, SLG: 0.394	C SL 83 D CU 76 F SL 82 F FF 94 X CU 74 1-2 ③ G6-3		B FF 91 B SL 82 F SL 80 C FF 91 B CH 85 X FF 90 3-2 9 WP 44 1B 1B		B CU 67 C SI 85 B FF 84 F SI 85 B CU 67 X CU 68 3-2 ② FC4-6 1-2f		C FF 95 D CH 83 D CH 82 2 SAFE S FF 95 F FF 95 B SL 86 S FF 95 3-3 ③ K			4	0	1	0	0	1	3
44 Brandon Moss, L (1, 9) OBP: 0.310, SLG: 0.492		C FF 91 S SL 83 B FF 92 B SL 83 B SL 81 X SL 80 3-2 ① L9	B CU 71 S SL 81 C FF 91 X SL 84 1-2 9 WP 1-2 1B		S SL 79 F CU 68 X SI 84 0-2 ③ L8			S SI 92 F SI 94 F SL 83 B SL 82 X SI 92 1-2 8 FC6-4 9 1B 1B		4	0	2	0	0	0	1
9 Ryan Raburn, R (1, 10) OBP: 0.378, SLG: 0.629		B FF 92 B FF 92 B FF 90 C FF 91 C FF 91 X FF 89 3-2 55 BB 8 BB 1B	C CH 85 F FF 92 B CH 88 B FF 93 X CU 73 2-2 ③ G1-3 1-2 2-3			B FF 84 B CU 69 B CH 78 C SI 84 X SI 82 3-1 24 WP 1B		S SI 93 X SI 93 0-1 8 FC6-4 1-2 1B		4	0	3	0	0	0	2
8 Lonnie Chisenhall, L (1, 5) OBP: 0.260, SLG: 0.309		B FF 90 C FF 89 B FF 91 F FF 89 D SL 82 B FF 89 4-2 55 BB 1-2 BB	C SI 87 C SI 85 X SL 78 0-2 ① L9		S CU 72 S SL 78 T CU 68 0-2 ① K			C SI 92 B SI 92 B SI 93 B SI 94 X SI 92 3-1 ① FC6-4 55 G6-4-3 1-2f 2-3		3	0	0	0	1	1	3
55 Roberto Pérez, R (1, 2) OBP: 0.314, SLG: 0.442		B FF 90 C CH 84 B CH 84 C FF 89 F SL 81 B FF 91 D SL 81 4-2 1-2 2-3 BB	B FF 86 C SI 83 B CU 68 C CH 78 B CH 77 S CH 79 3-3 ② K		C FF 93 S SL 85 C FF 93 0-3 ② K			B SI 94 C SI 94 D CH 82 C SI 94 X SI 94 2-2 ②③ G6-4-3 1-2f		3	0	0	0	1	2	3
24 Michael Bourn, L (1, 8) OBP: 0.264, SLG: 0.250		B FF 89 B FF 88 B FF 90 C FF 90 X FF 88 3-1 ② F4	C SI 88 C CH 76 B CH 78 S SI 87 1-3 ③ K		C CH 81 B CH 81 B FF 95 B FF 93 X FF 94 3-1 ③ G5-3 1-2				X FF 90 0-0 22 FC4-6 1B	4	0	1	0	0	1	4
Inning Stats	R: 0 E: 0 K: 0 S: 9 H: 1 LOB: 1 BB: 0 P: 16	R: 0 E: 0 K: 0 S: 18 H: 1 LOB: 3 BB: 2 P: 38	R: 0 E: 0 K: 1 S: 15 H: 2 LOB: 2 BB: 0 P: 24	R: 0 E: 0 K: 2 S: 9 H: 0 LOB: 0 BB: 0 P: 13	R: 1 E: 0 K: 0 S: 12 H: 2 LOB: 1 BB: 0 P: 17	R: 0 E: 0 K: 2 S: 10 H: 1 LOB: 1 BB: 0 P: 16	R: 0 E: 0 K: 1 S: 12 H: 1 LOB: 1 BB: 0 P: 22	R: 0 E: 0 K: 0 S: 12 H: 2 LOB: 1 BB: 0 P: 18	R: 0 E: 0 K: 0 S: 4 H: 1 LOB: 0 BB: 0 P: 8	1B: 8 2B: 3 3B: 0 HR: 0 SF: 0 SAC: 0 DP: 2 HBP: 0						WP: 2 PB: 0 SB: 0 CS: 0 PA: 38

BOTTOM

Toronto Blue Jays @ Cleveland Indians

Progressive Field, Cleveland, OH

Thu Apr 30 2015, 7:11 PM - 9:57 PM EDT

Att. 9,798 - Overcast - 46 F

livebaseballscorecards.com

AB	36
R	1
H	11
RBI	1
BB	2
SO	6
LOB	21

PITCHER		IP	WLS	BF	H	R	ER	SO	BB	IBB	HBP	BLK	WP	HR	S	P	ERA	WHIP
32 Daniel Norris, L ERA: 3.86	(1, 1)	3.0		15	4	0	0	1	2	0	0	0	1	0	42	78	0.00	2.000
35 Jeff Francis, L ERA: 3.6	(4, 1)	2.1	W	10	3	1	1	3	0	0	0	0	0	0	26	38	3.86	1.286
54 Roberto Osuna, R ERA: 1.38	(6, 1)	1.2		6	1	0	0	2	0	0	0	0	1	0	17	30	0.00	0.600
62 Aaron Loup, L ERA: 4.91	(8, 1)	1.0		4	2	0	0	0	0	0	0	0	0	0	12	18	0.00	2.000
27 Brett Cecil, L ERA: 5.14	(9, 1)	1.0		3	1	0	0	0	0	0	0	0	0	0	4	8	0.00	1.000

PITCHER	IP	WLS	BF	H	R	ER	SO	BB	IBB	HBP	BLK	WP	HR	S	P	ERA	WHIP

Batter	1	2	3	4	5	6	7	8	9	AB	R	H	RBI	BB	SO	LOB
20 Josh Donaldson, R (1, 5) OBP: 0.390, SLG: 0.585	B FF 95 X FF 95 1-0 HR		X SL 89 0-0 19 BB 10 2B 1B		B CU 80 B SI 93 F FF 95 B FF 94 B FF 94 4-1 10 G5-4-3 BB		B SL 85 B SL 84 C SL 84 B SL 84 B FF 90 4-1 19 2B BB		C FF 95 D KC 87 B FF 94 F FF 95 S FF 95 2-3 ③ K	3	2	2	1	2	1	1
19 José Bautista, R (1, 10) OBP: 0.346, SLG: 0.484	B CU 86 S SL 87 C CU 86 X FF 95 1-2 55 G6-4-3 2B		D CH 87 D SL 88 C SL 87 B SL 87 F FF 95 F SL 88 F FF 96 B CH 89 4-2 10 2B 11 3B 1-2 BB		C SI 93 B CU 79 X SI 93 1-1 ① F8		B FF 90 S SL 85 X FF 90 1-1 1-3 2B			3	1	2	0	1	0	1
10 Edwin Encarnación, R (1, 3) OBP: 0.267, SLG: 0.363	D SI 94 B SL 87 B FF 94 D SI 94 4-0 55 G6-4-3 BB		B SI 93 S SL 85 B SI 92 X SL 85 2-1 11 3B 1-3 2-H 2B		C CU 80 S CU 87 X SI 94 0-2 ②③ G5-4-3 1-2f		X SL 86 0-0 ③ G5-3			3	1	1	1	1	0	3
55 Russell Martin, R (1, 2) OBP: 0.349, SLG: 0.385	C FF 95 X SI 93 0-1 ①② G6-4-3 1-2f 2-3		B SI 94 B FF 95 S SL 85 C CU 85 T SL 86 2-2 ② K			B FF 94 F FF 94 B SI 94 C SL 86 B CU 82 F FF 95 F FF 95 X FF 95 3-2 ① F9		F FF 94 C FF 94 S FF 96 0-3 ① K		4	0	0	0	0	2	4
11 Kevin Pillar, R (1, 8) OBP: 0.305, SLG: 0.424	S SL 86 S SL 86 B CH 88 F CH 89 X FF 94 1-2 ③ F8		B SL 86 B SL 85 C FF 94 B FF 94 X FF 93 3-1 2-H 3-H 3B			C CU 81 B SI 92 S CU 82 X CU 83 1-2 21 G4-3 21 S 1B		C FF 94 B FC 90 X FF 95 1-1 ② F9		4	0	2	2	0	0	1
21 Michael Saunders, L (1, 9) OBP: 0.217, SLG: 0.100		B FF 92 C CH 86 B CH 86 F SI 94 S SL 88 2-3 ① K	S FF 95 B FF 94 F SL 84 C CU 85 1-3 ③ K			F FF 94 B CH 85 B CH 86 B FF 93 X FF 93 3-1 ② G4-3 1-3		C FF 94 B CU 80 C SL 80 F FF 96 B FF 96 F CU 83 F FF 95 B FF 94 S FF 95 3-3 ③ K		4	0	0	0	0	3	2
45 Dalton Pompey, S (1, 7) OBP: 0.264, SLG: 0.337		F FF 95 F CH 88 B SI 92 F CH 88 S SI 95 1-3 ② K		C FF 92 B CH 91 F CH 86 S CU 82 1-3 ① K		S FF 94 S FF 95 F FF 95 B FF 96 X FF 96 1-2 ③ G1-3			C FF 95 C KC 85 B KC 85 X FF 95 1-2 ① F9	4	0	0	0	0	2	1
17 Ryan Goins, L (1, 4) OBP: 0.286, SLG: 0.303		F CH 88 X FF 95 0-1 ③ F7		C CU 80 B SI 94 X CH 86 1-1 ② L4			C FF 90 X SL 84 0-1 ① F7		X FF 95 0-0 ② G4-3	4	0	0	0	0	0	0
1 Jonathan Diaz, R (1, 6) 14 Justin Smoak, S (9, PH) OBP: 0.386, SLG: 0.472			C FF 95 B SL 88 S FF 95 C CU 83 1-3 ① K	X FF 94 0-0 ③ L9			C SL 85 F SL 85 X CU 78 0-2 ② G6-3		B KC 86 S FF 94 B FF 95 X FF 94 2-1 2B	3 1	0 0	0 1	0 0	0 0	1 0	0 0
Inning Stats	R: 1 E: 0 K: 0 S: 10 H: 2 LOB: 1 BB: 1 P: 17	R: 0 E: 0 K: 2 S: 9 H: 0 LOB: 0 BB: 0 P: 12	R: 3 E: 0 K: 3 S: 18 H: 3 LOB: 1 BB: 1 P: 31	R: 0 E: 0 K: 1 S: 6 H: 0 LOB: 0 BB: 0 P: 8	R: 0 E: 0 K: 0 S: 6 H: 0 LOB: 0 BB: 1 P: 11	R: 0 E: 0 K: 0 S: 14 H: 1 LOB: 1 BB: 0 P: 22	R: 0 E: 0 K: 0 S: 9 H: 1 LOB: 2 BB: 1 P: 14	R: 0 E: 0 K: 2 S: 11 H: 0 LOB: 0 BB: 0 P: 15	R: 0 E: 0 K: 1 S: 9 H: 1 LOB: 1 BB: 0 P: 14	1B: 2 2B: 4 3B: 1 HR: 1 SF: 0 SAC: 0 DP: 2 HBP: 0						

TOP

Toronto Blue Jays @ Cleveland Indians

Progressive Field, Cleveland, OH

Fri May 01 2015, 7:11 PM - 9:48 PM EDT

Att. 15,088 - Clear - 55 F

livebaseballscorecards.com

AB	33
R	4
H	8
RBI	4
BB	4
SO	9
LOB	13

PITCHER		IP	WLS	BF	H	R	ER	SO	BB	IBB	HBP	BLK	WP	HR	S	P	ERA	WHIP
59 Carlos Carrasco, R ERA: 4.98	(1, 1)	6.0	W	25	6	4	4	6	3	0	0	0	0	1	63	101	6.00	1.500
48 Scott Atchison, R ERA: 5.0	(7, 1)	1.0		5	1	0	0	0	1	0	0	0	0	0	9	14	0.00	2.000
34 Zach McAllister, R ERA: 4.32	(8, 1)	1.0		3	0	0	0	2	0	0	0	0	0	0	11	15	0.00	0.000
37 Cody Allen, R ERA: 10.13	(9, 1)	1.0		4	1	0	0	1	0	0	0	0	0	0	9	14	0.00	1.000

PITCHER	IP	WLS	BF	H	R	ER	SO	BB	IBB	HBP	BLK	WP	HR	S	P	ERA	WHIP

WP: 0 PA: 37
PB: 0
SB: 1
CS: 0

BOTTOM

Toronto Blue Jays @ Cleveland Indians

Progressive Field, Cleveland, OH

Fri May 01 2015, 7:11 PM - 9:48 PM EDT

Att. 15,088 - Clear - 55 F

livebaseballscorecards.com

Batter	1	2	3	4	5	6	7	8	9	AB	R	H	RBI	BB	SO	LOB
22 Jason Kipnis, L (1, 4) OBP: 0.280, SLG: 0.330	B FC 81 B FC 76 C FF 81 F FF 82 F FC 77 X FC 77 2-2 HR		C FF 82 B FC 75 B FC 79 B FF 83 B FC 79 4-1 23 1B 4 1B 41 FC1-2 BB	B FF 83 1 SAFE 1 SAFE B SI 84 X SI 83 2-0 ① F8	C SI 85 X CU 65 0-1 ③ G4-3			C FF 96 B CH 89 F FF 96 B CH 90 X FF 96 2-2 23 G3 4 E 1B		4	1	2	1	1	0	1
4 Mike Aviles, R (1, 6) OBP: 0.353, SLG: 0.467	B FF 82 C FC 78 C FF 83 B CH 78 B FF 82 S SI 84 3-3 ① K		C FC 79 X CU 71 0-1 41 FC1-2 23 1B 44 2B 1-2 1B	B CH 79 X CH 77 1-0 ② 23 HR 1-H 2B		C SL 77 B FF 85 X SL 74 1-1 ① L7		B SL 80 C FF 94 1 SAFE F FF 93 X SL 80 1-2 FC5 23 G3 1-2		5	2	2	0	0	1	1
23 Michael Brantley, L (1, 7) OBP: 0.382, SLG: 0.500 13 Tyler Holt, R (9, 7)	X CU 70 0-0 ② G3-1		C FC 80 T SI 82 B FC 80 B FC 81 2 SAFE X FF 84 2-2 41 FC1-2 44 2B 1-2 2-3 1B	B SI 82 B FC 80 X SI 82 2-0 2-H HR		C CU 65 F SL 78 B FF 86 X SL 78 1-2 ② L7		X FF 96 0-0 ① G3 1-2 2-3		5 0	2 0	2 0	2 0	0 0	0 0	2 0
41 Carlos Santana, S (1, 3) OBP: 0.383, SLG: 0.382	C CU 69 B FC 78 X SI 81 1-1 1B		D CU 72 F FC 81 F CH 79 B CH 80 X FF 85 2-2 ① FC1-2 44 2B 8 FC4-6 1-2 2-3 3-Hf	C CU 70 X FC 79 0-1 ③ G5-3		B CU 66 C CU 66 X SL 77 1-1 ③ G6-3		D FF 96 B CH 86 C CH 88 C SL 82 S SL 80 2-3 ② K		5	1	1	0	0	1	5
44 Brandon Moss, L (1, 9) OBP: 0.316, SLG: 0.493	X FC 78 0-0 ③ G3		S FC 81 F FC 81 B FC 80 F FC 81 X FC 80 1-2 8 FC4-6 1-3 2-H 3-H 2B	X FF 83 0-0 ① F8			B CU 66 B SL 74 B SI 85 C SI 84 B SI 86 4-1 8 G2-3 BB	B SL 81 S CH 88 S FF 95 B SL 79 S CH 88 2-3 ③ K		4	0	1	2	1	1	3
9 Ryan Raburn, R (1, 10) OBP: 0.415, SLG: 0.632		C SI 83 F CU 71 X SI 84 0-2 8 SH5-3 1B	D CU 72 F FC 81 B FC 80 B CH 79 I IN 73 4-1 8 FC4-6 IBB	C FF 83 X FC 80 0-1 8 1B 12 HR 1B			C SL 77 X SL 77 0-1 ① F9			3	1	2	0	1	0	1
8 Lonnie Chisenhall, L (1, 5) OBP: 0.263, SLG: 0.310		X FC 79 0-0 ① SH5-3 1-2	X FC 80 0-0 ② FC4-6 1-2f 2-3 3-H	D FC 78 F FF 82 B SI 83 C CU 71 X FF 83 2-2 12 HR 1-2 1B			C SI 86 X CU 66 0-1 ② G2-3 1-2			3	1	1	1	0	0	3
12 Brett Hayes, R (1, 2) OBP: 0.200, SLG: 0.571		B FC 79 S CH 79 B FC 80 X FC 80 2-1 ② G5-3	F FC 80 X CH 79 0-1 ③ L7	C SI 84 X CH 75 0-1 1-H 2-H HR			B SL 78 D SL 79 C SL 78 B FF 86 D SL 78 4-1 BB			3	1	1	3	1	0	3
24 Michael Bourn, L (1, 8) OBP: 0.264, SLG: 0.250		C FF 84 X FC 78 0-1 ③ F8		C FF 83 F SI 84 B FC 81 F FC 80 X FF 84 1-2 4 2B 1B	B SI 86 X SI 85 1-0 ② G4-3		C SI 86 B CU 68 F SL 76 F CU 67 S FF 88 1-3 ③ K			4	0	1	0	0	1	3

| Inning Stats | | |

Batter	1	2	3	4	5	6	7	8	9	AB	R	H	RBI	BB	SO	LOB
29 Devon Travis, R (1, 4) OBP: 0.404, SLG: 0.614	B SI 92 C SI 93 S SL 88 X SI 94 1-2 10 2B 1B	B SL 89 S CU 83 S CU 84 X CU 84 1-2 ③ F8			C SI 91 1 SAFE F SL 87 B SI 94 F SI 95 F CU 83 B SI 94 B SL 90 4-2 20 BB 19 1B 1-2 BB	B SL 81 F FF 92 C FF 92 D SL 86 B SL 88 D SL 82 4-2 20 FC6-4 1-2 BB	B SI 92 S SL 83 X SL 83 1-1 ③ F9			3	2	1	0	2	0	2
20 Josh Donaldson, R (1, 5) OBP: 0.382, SLG: 0.561 1 Jonathan Diaz, R (8, 6)	B SL 88 C SL 91 1 SAFE X SI 94 1-1 ① P3		B SI 92 C SI 93 C SI 93 F CU 85 X SI 94 1-2 ① G3-1		B SI 94 F SL 89 B SI 95 B SI 94 B SI 95 4-1 10 G5-4-3 19 1B 1-2 2-3 BB	F FF 92 C SL 83 X SL 83 0-2 ② FC6-4 19 2B 1-2f 2-3 3-H		F SI 91 B SL 81 S SL 82 B SL 83 B SI 92 X SL 83 3-2 ① L6		4 0	1 0	0 0	1 0	1 0	0 0	3 0
19 José Bautista, R (1, 10) OBP: 0.349, SLG: 0.493	B SL 89 S SL 90 S SL 90 F CU 84 B SI 94 1 SAFE S CU 83 2-3 ② K		B CU 80 C SI 94 B SI 94 F SI 95 S SL 88 2-3 ② K		B FF 94 X SL 90 1-0 10 G5-4-3 1-2 2-H 3-H 1B	B SL 83 X SL 82 1-0 10 1B 1-H 3-H 2B		C SI 92 B CH 86 F CH 84 S SL 82 1-3 ② K		5	1	2	4	0	3	1
10 Edwin Encarnación, R (1, 3) OBP: 0.276, SLG: 0.379 14 Justin Smoak, S (8, PH) OBP: 0.378, SLG: 0.459 (8, 3)	1 SAFE X SL 89 0-0 1-H 2B		B SI 94 S SL 90 B SI 95 B SI 94 C SI 94 X CU 84 3-2 ③ G5-3		B FF 93 C FF 94 C SI 93 B SI 94 X CU 84 2-2 ①② G5-4-3 1-2f 2-3	X FF 92 0-0 55 1B 11 1B 2-H 1B		C SI 91 S CH 84 C SI 91 0-3 ③ K		4 1	1 0	2 0	2 0	0 0	0 1	2 0
55 Russell Martin, R (1, 2) OBP: 0.364, SLG: 0.457	T SI 92 B SI 92 S SL 90 B SI 94 X CU 83 2-2 ③ G6-3			C SI 91 B SL 87 F SL 87 B CU 83 X CU 83 2-2 HR	B SI 93 F SI 93 F SI 94 X FF 94 1-2 ③ G4-3	S FC 91 C SL 79 X FC 92 0-2 11 1B 1-2 1B			C FF 93 B FC 87 F FF 93 B SL 77 X FF 93 2-2 11 G5-3 21 1B 2B	5	2	3	1	0	0	2
11 Kevin Pillar, R (1, 8) OBP: 0.310, SLG: 0.433		B SI 91 C SL 87 B SI 93 F SL 88 X SI 94 2-2 ① F9		C SI 93 C SI 92 F SI 95 B SI 94 X SL 88 1-2 ① P3		X SI 91 0-0 17 SH5-4 23 E 2B C FC 92 X FC 90 0-1 1-2 2-H 1B			X FC 88 0-0 ① G5-3 2-3	5	1	2	1	0	0	1
21 Michael Saunders, L (1, 7) OBP: 0.286, SLG: 0.167		X SI 93 0-0 17 2B 1B		X SI 93 0-0 ② G5-3		X SI 91 1-2 23 E 17 SH5-4 20 FC6-4 BB C FC 92 X SL 82 0-1 ③ F8			D SL 77 B FF 93 X FF 92 2-0 3-H 1B	4	1	2	1	1	0	2
17 Ryan Goins, L (1, 6) OBP: 0.282, SLG: 0.324 (8, 5)		B SI 91 F SI 92 X SL 87 1-1 1-3 2B		B SI 92 F SI 93 X SI 94 1-1 ③ G1-3		L SI 92 X 0-1 ① SH5-4 1-2 2-3 X SI 92 0-0 ① G4-3			S FF 94 X FF 95 0-1 ② F8	4	0	1	0	0	0	1
3 Ezequiel Carrera, L (1, 9) OBP: 0.500, SLG: 0.500 23 Danny Valencia, R (6, PH) OBP: 0.400, SLG: 0.517 (6, 9)		C CH 84 S CH 85 C SI 94 0-3 ② K			X SI 93 0-0 20 BB 29 BB 19 1B 1B	S SL 82 S SL 82 X SL 80 0-2 FC5 20 FC6-4 29 BB 19 2B 2-3 3-H C SI 92 F SL 84 B SL 82 X SI 91 1-2 ② G5-3			B SL 79 F FF 94 F FF 93 S FF 94 1-3 ③ K	2 3	1 1	1 0	0 0	0 0	1 1	2 2
Inning Stats	R: 1 E: 0 K: 1 S: 13 H: 2 LOB: 1 BB: 0 P: 19	R: 0 E: 0 K: 1 S: 12 H: 2 LOB: 2 BB: 0 P: 16	R: 0 E: 0 K: 1 S: 10 H: 0 LOB: 0 BB: 0 P: 16	R: 1 E: 0 K: 0 S: 10 H: 1 LOB: 0 BB: 0 P: 14	R: 2 E: 0 K: 0 S: 13 H: 2 LOB: 1 BB: 2 P: 25	R: 6 E: 1 K: 0 S: 22 H: 5 LOB: 2 BB: 2 P: 31	R: 0 E: 0 K: 0 S: 6 H: 0 LOB: 0 BB: 0 P: 8	R: 0 E: 0 K: 2 S: 9 H: 0 LOB: 0 BB: 0 P: 13	R: 1 E: 0 K: 1 S: 10 H: 2 LOB: 1 BB: 0 P: 15	1B: 8 2B: 5 3B: 0 HR: 1 SF: 0 SAC: 1 DP: 1 HBP: 0						

PITCHER		IP	WLS	BF	H	R	ER	SO	BB	IBB	HBP	BLK	WP	HR	S	P	ERA	WHIP
28 Corey Kluber, R ERA: 4.62	(1, 1)	5.0	L	24	8	5	4	3	2	0	0	0	0	1	59	91	7.20	2.000
35 Marc Rzepczynski, L ERA: 6.35	(6, 1)	0.1		2	0	0	0	0	1	0	0	0	0	0	4	8	0.00	3.000
51 Anthony Swarzak, R ERA: 3.97	(6, 1)	0.1		5	2	4	0	0	1	0	0	0	0	0	10	15	0.00	9.000
27 Bryan Shaw, R ERA: 3.52	(6, 1)	0.1		3	2	1	0	0	0	0	0	0	0	0	7	7	0.00	6.000
54 Ryan Webb, R ERA:	(7, 1)	2.0		6	0	0	0	2	0	0	0	0	0	0	15	21	0.00	0.000

PITCHER		IP	WLS	BF	H	R	ER	SO	BB	IBB	HBP	BLK	WP	HR	S	P	ERA	WHIP
50 Nick Hagadone, L ERA: 2.89	(9, 1)	1.0		5	2	1	1	1	0	0	0	0	0	0	10	15	9.00	2.000

TOP

Toronto Blue Jays @ Cleveland Indians

Progressive Field, Cleveland, OH

Sat May 02 2015, 4:12 PM - 7:33 PM EDT

Att. 18,008 - Sunny - 61 F

livebaseballscorecards.com

AB	40
R	11
H	14
RBI	10
BB	4
SO	6
LOB	18

Batter	1	2	3	4	5	6	7	8	9	AB	R	H	RBI	BB	SO	LOB
22 Jason Kipnis, L (1, 4) OBP: 0.305, SLG: 0.340	B FF 93 B SI 93 C SI 94 B SI 94 B SI 94 4-1 23 FC3-6 11 1B 41 G5-3 BB		B SI 94 B SI 94 C SI 95 B FF 95 B SI 94 4-1 23 WP 11 G4-3 23 1B BB		B FF 92 C CU 78 B SI 94 C CH 88 X SI 94 2-2 11 CS 1B	C SI 93 F SL 87 F SL 86 C SI 95 0-3 ③ K			B FF 92 F FF 91 B SL 81 B SI 90 C SI 91 X SI 91 3-2 11 FC4-6 1B	3	2	2	0	2	1	3
11 José Ramírez, S (1, 6) OBP: 0.219, SLG: 0.235	C SI 94 X SI 94 0-1 23 FC3-6 1-2 1B		B FF 94 1 SAFE C SI 93 S CU 80 F CU 80 X SI 94 1-2 ② G4-3 1-2		1 SAFE C SI 93 F CU 80 B CH 90 B CU 80 X SI 94 2-2 ② E6 23 BB 1-2		F SI 92 C SI 94 X SL 86 0-2 ① G3-1		B SI 90 C SI 90 C SI 90 B SI 91 F SI 90 X FF 90 2-2 ① FC4-6 41 DI 1-2f	5	0	1	0	0	0	3
23 Michael Brantley, L (1, 7) OBP: 0.384, SLG: 0.485	B SI 95 C CU 80 C CU 78 X CU 81 1-2 ① FC3-6 41 S 1-2f 2-3		C CU 78 B FF 95 X CU 80 1-1 41 S 2-H 1B		B CH 87 B SI 94 1 SAFE 1 SAFE D SI 94 C SI 93 D CH 89 4-1 1-2 BB		B FF 94 C FF 94 X FF 94 1-1 ② G3-1		X FF 90 0-0 ② F7	4	0	1	1	1	0	3
41 Carlos Santana, S (1, 3) OBP: 0.374, SLG: 0.363	C CU 79 X CU 80 0-1 ② G5-3 1-2 3-H		B SI 94 B CU 78 C FF 94 S CH 88 B SI 95 B CU 78 4-2 1-2 BB		X CU 80 0-0 ③ G3		C FF 93 B SL 88 X SL 85 1-1 ③ G3-1		C FF 92 B SI 91 B SL 81 D SI 90 X SI 90 3-1 ③ G3 1-3	4	0	0	1	1	0	4
44 Brandon Moss, L (1, 9) OBP: 0.313, SLG: 0.493	C SI 95 F CU 81 S CU 82 0-3 ③ K2-3		F CH 89 D CU 79 S CH 90 T CH 90 1-2 ③ K			B CH 91 F SI 93 C CU 79 B CH 90 B CH 90 F FF 93 X SI 93 3-2 ① F8		X SI 93 0-0 7 G5-3 8 E 2B		4	1	1	0	0	2	3
7 David Murphy, L (1, 10) OBP: 0.265, SLG: 0.404		B SI 95 X FF 94 1-0 ① G3		C SI 93 B CH 90 X CU 79 1-1 ① F9		B SI 95 B SI 94 B SI 93 C FF 93 C SI 92 X FF 94 3-2 ② G6-3		B SI 92 B SI 94 C SI 94 F SI 95 F SL 85 F SI 94 B FF 94 X SI 94 3-2 ① G5-3 2-3		4	0	0	0	0	0	1
8 Lonnie Chisenhall, L (1, 5) OBP: 0.263, SLG: 0.307		B SI 94 X SI 94 1-0 ② G3		C CU 80 B SI 95 X CH 90 1-1 ② G6-3		C FF 93 B FF 93 X CH 89 1-1 13 WP 55 BB 1B		B FF 94 C SL 85 F SI 94 F FF 94 D SL 86 B FF 94 X SI 94 3-2 E4 55 WP 55 SF7 3-H		4	1	1	1	0	0	0
55 Roberto Pérez, R (1, 2) OBP: 0.309, SLG: 0.422		C SI 95 X SI 96 0-1 ③ G4-3		C FF 94 C CU 81 S FF 95 0-3 ③ K		C FF 92 B FF 92 B FF 91 D SI 92 B FF 91 4-1 13 WP 1-2 BB		B SL 86 S SL 86 B SI 93 F FF 94 B SI 93 X FF 93 3-2 ② SF7 2-H		2	0	0	1	1	1	0
13 Tyler Holt, R (1, 8)			B FF 93 C SI 92 S SI 93 S FF 94 1-3 ① K		C CH 92 S SI 92 B CU 80 B CU 78 F SI 92 C CU 78 2-3 ① K	C CH 91 B SI 92 C CU 77 F CU 79 D SI 93 B CH 91 B FF 92 4-2 1-2 2-3 BB		C FF 93 B CU 77 F FF 93 F SL 86 X SL 87 1-2 ③ F8		3	0	0	0	1	2	0
Inning Stats	R: 1 H: 1 E: 0 LOB: 1 K: 1 BB: 1 S: 11 P: 16	R: 0 H: 0 E: 0 LOB: 0 K: 0 BB: 0 S: 4 P: 6	R: 1 H: 1 E: 0 LOB: 2 K: 2 BB: 2 S: 15 P: 27	R: 0 H: 0 E: 0 LOB: 0 K: 1 BB: 0 S: 7 P: 9	R: 0 H: 1 E: 1 LOB: 2 K: 1 BB: 1 S: 12 P: 22	R: 0 H: 1 E: 0 LOB: 3 K: 1 BB: 2 S: 17 P: 32	R: 0 H: 0 E: 0 LOB: 0 K: 0 BB: 0 S: 7 P: 9	R: 2 H: 1 E: 1 LOB: 0 K: 0 BB: 0 S: 17 P: 27	R: 0 H: 1 E: 0 LOB: 1 K: 0 BB: 0 S: 10 P: 18	1B: 5 SF: 1 2B: 1 SAC: 0 3B: 0 DP: 0 HR: 0 HBP: 0						

BOTTOM

Toronto Blue Jays @ Cleveland Indians

Progressive Field, Cleveland, OH

Sat May 02 2015, 4:12 PM - 7:33 PM EDT

Att. 18,008 - Sunny - 61 F

livebaseballscorecards.com

AB	33
R	4
H	6
RBI	4
BB	6
SO	6
LOB	17

WP: 3 PA: 40
PB: 0
SB: 2
CS: 1

PITCHER		IP	WLS	BF	H	R	ER	SO	BB	IBB	HBP	BLK	WP	HR	S	P	ERA	WHIP
41 Aaron Sanchez, R ERA: 4.62	(1, 1)	5.2	W	27	4	2	2	5	6	0	0	0	2	0	62	108	3.18	1.765
31 Liam Hendriks, R ERA: 4.5	(6, 1)	2.1		9	1	2	1	1	0	0	0	0	1	0	28	40	3.86	0.429
28 Scott Copeland, R ERA:	(9, 1)	1.0		4	1	0	0	0	0	0	0	0	0	0	10	18	0.00	1.000

PITCHER	IP	WLS	BF	H	R	ER	SO	BB	IBB	HBP	BLK	WP	HR	S	P	ERA	WHIP

Batter	1	2	3	4	5	6	7	8	9	AB	R	H	RBI	BB	SO	LOB
29 Devon Travis, R (1, 4) OBP: 0.394, SLG: 0.625	B FF 92 C FF 92 B KC 74 C FC 82 X FC 83 2-2 ① F9		C FF 93 X FC 86 0-1 ② FC3-2 20 BB 2-3 3-H	F CH 85 X FF 94 0-1 1-H 2-H 3-H HR		C FC 90 S SL 80 F SL 80 B FC 91 B SL 80 B FC 92 S FC 92 3-3 ② K		C SL 88 F SL 87 F CU 79 B SL 86 S CU 79 1-3 ② K		5	1	1	4	0	2	4
20 Josh Donaldson, R (1, 5) OBP: 0.383, SLG: 0.545	X FF 91 0-0 ② G6-3		D FC 85 B FF 94 B FC 83 B FF 93 4-0 1-2 BB	B FC 83 C FC 82 X FC 83 1-1 ② F9		B SL 79 B FC 91 B FC 92 B FC 90 4-0 BB		F SL 86 B SL 85 B FF 92 X SL 86 2-1 ③ L8		3	0	0	0	2	0	2
19 José Bautista, R (1, 10) OBP: 0.341, SLG: 0.486	B FC 83 X FF 92 1-0 ③ F7		S FF 95 B FF 95 B FC 85 F FF 95 S KC 79 2-3 ③ K	F FC 83 B CH 85 B FF 94 B CH 86 C SI 94 F FC 81 X SI 94 3-2 10 WP 2B		X FC 92 0-0 ③ F8			B FF 94 F FF 94 X FF 95 1-1 ① P3	5	0	1	0	0	1	4
10 Edwin Encarnación, R (1, 3) OBP: 0.273, SLG: 0.370		B FC 81 B FC 81 X FF 93 2-0 ① G5-3		S FF 82 S FF 92 X SI 93 A FC 83 A FC 84 X SI 94 3-2 55 FC5-4 1B B FF 94 B CH 84 X FF 94 2-0 P5 2-3			C FF 94 C CU 80 B FF 95 S FC 89 1-3 ① K		F FF 94 F KC 86 S KC 86 0-3 ② K	5	0	1	0	0	2	1
55 Russell Martin, R (1, 2) OBP: 0.366, SLG: 0.493		X FF 93 0-0 ② L8		X CH 84 0-0 ① FC5-4 11 HBP 21 1B 1-2f	S FC 83 S FC 82 F KC 76 B FF 92 X FC 82 1-2 21 1B 1B		C FF 95 F FF 96 X SL 85 0-2 ② G5-3		B FF 94 F FF 94 X FF 94 1-1 HR	5	2	2	1	0	0	1
11 Kevin Pillar, R (1, 8) OBP: 0.305, SLG: 0.416		C FF 94 F FF 92 B CH 88 X FF 93 1-2 ③ G4-3		C FC 83 H FF 92 1-1 21 1B 3 1B 1-2 HBP	B FC 82 B FC 84 C SI 92 X FF 91 2-1 ① F9		C FF 95 B FC 88 X FF 95 1-1 ③ L8		B FF 94 F FF 94 S KC 86 S KC 86 1-3 ③ K	4	1	0	0	0	1	1
21 Michael Saunders, L (1, 7) OBP: 0.344, SLG: 0.222			C FF 92 C FC 83 B KC 77 F SI 92 B FC 87 B FC 85 B FF 93 4-2 3 SH5-4 17 BB 29 FC3-2 BB	F CH 85 F FF 93 B KC 78 X FF 95 1-2 3 1B 17 FC3 29 HR 1B 1-3 2-H	D CH 86 S CH 85 F FC 84 B FF 92 X CH 85 2-2 17 G1-6-3 1-2 1B			F FF 93 F FF 93 B FF 94 B FC 89 C FF 94 2-3 ① K		3	1	2	1	1	1	0
17 Ryan Goins, L (1, 6) OBP: 0.302, SLG: 0.325			B FF 92 B FF 94 B FF 94 B FF 92 4-0 29 FC3-2 3 SH5-4 1-2 BB	F CH 85 F FF 94 B KC 78 X SI 93 1-2 FC3 3 1B 29 HR 1-2	X SI 91 0-0 ②③ G1-6-3 1-2f			C FF 94 B CH 89 X FF 93 1-1 3 1B 1B		3	1	1	0	1	0	4
3 Ezequiel Carrera, L (1, 9) OBP: 0.600, SLG: 0.600			B FF 92 D CH 86 X FF 93 2-0 ① SH5-4 1-2 2-3	S CH 85 S CH 85 X CH 85 0-2 29 HR 1B 1-2 2-3 3-H		B FF 90 C SI 90 B SL 84 F SI 90 B SI 92 T SI 92 3-2 ① K		B SI 93 F FF 94 X CU 80 1-1 1-2 1B		3	1	2	1	0	1	0
Inning Stats	R: 0 E: 0 K: 0 S: 5 H: 0 LOB: 0 BB: 0 P: 8	R: 0 E: 0 K: 0 S: 5 H: 0 LOB: 0 BB: 0 P: 8	R: 0 E: 0 K: 1 S: 9 H: 0 LOB: 3 BB: 3 P: 25	R: 6 E: 0 K: 0 S: 23 H: 5 LOB: 1 BB: 0 P: 35	R: 0 E: 0 K: 0 S: 10 H: 2 LOB: 1 BB: 0 P: 15	R: 0 E: 0 K: 2 S: 8 H: 0 LOB: 1 BB: 1 P: 18	R: 0 E: 0 K: 1 S: 8 H: 0 LOB: 0 BB: 0 P: 10	R: 0 E: 0 K: 2 S: 13 H: 2 LOB: 2 BB: 0 P: 20	R: 1 E: 0 K: 2 S: 10 H: 1 LOB: 0 BB: 0 P: 13	1B: 7 2B: 1 3B: 0 HR: 2 SF: 0 SAC: 1 DP: 1 HBP: 1						

PITCHER		IP	WLS	BF	H	R	ER	SO	BB	IBB	HBP	BLK	WP	HR	S	P	ERA	WHIP
47 Trevor Bauer, R ERA: 3.38	(1, 1)	4.1		25	7	6	6	1	3	0	1	0	1	1	51	90	12.46	2.308
35 Marc Rzepczynski, L ERA: 5.4	(5, 1)	1.0	W	2	0	0	0	1	0	0	0	0	0	0	4	7	0.00	0.000
27 Bryan Shaw, R ERA: 3.24	(6, 1)	0.2	H	3	0	0	0	1	1	0	0	0	0	0	5	12	0.00	1.500
34 Zach McAllister, R ERA: 4.0	(7, 1)	1.1		6	2	0	0	2	0	0	0	0	0	0	15	21	0.00	1.500
48 Scott Atchison, R ERA: 4.66	(8, 1)	0.2	H	2	0	0	0	1	0	0	0	0	0	0	6	9	0.00	0.000

PITCHER		IP	WLS	BF	H	R	ER	SO	BB	IBB	HBP	BLK	WP	HR	S	P	ERA	WHIP
37 Cody Allen, R ERA: 10.0	(9, 1)	1.0		4	1	1	1	2	0	0	0	0	0	1	10	13	9.00	1.000

TOP

Toronto Blue Jays @ Cleveland Indians

Progressive Field, Cleveland, OH

Sun May 03 2015, 1:12 PM - 4:18 PM EDT

Att. 16,128 - Sunny - 72 F

livebaseballscorecards.com

AB	36
R	7
H	10
RBI	7
BB	4
SO	8
LOB	17

WP: 1	PA: 42		
PB: 0			
SB: 0			
CS: 0			

Toronto Blue Jays @ Cleveland Indians

Progressive Field, Cleveland, OH

Sun May 03 2015, 1:12 PM - 4:18 PM EDT

Att. 16,128 - Sunny - 72 F

livebaseballscorecards.com

Batter	1	2	3	4	5	6	7	8	9	AB	R	H	RBI	BB	SO	LOB
22 Jason Kipnis, L (1, 4) OBP: 0.327, SLG: 0.404	C FF 89 B CH 84 F FF 90 B CH 86 B FF 92 F FF 91 F FF 92 F FF 92 X CH 87 3-2 G4-3 ①		C FF 92 B SL 82 C FF 92 B SL 85 F FF 93 B CH 88 F CH 86 F FF 93 X SL 85 3-2 HR		B FF 93 X FF 93 1-0 11 2B 23 1B 1-3 2-H 1B	B FF 96 F FF 97 F CH 88 X CH 90 1-2 23 BLK 11 1B 41 BB 1B		C SI 90 C FF 90 X SI 91 0-2 11 SH1-3 44 G1-2-3 2B		5	3	4	2	0	0	0
11 José Ramírez, S (1, 6) OBP: 0.234, SLG: 0.264	F FF 92 B CH 86 F FF 91 B SL 86 X CH 86 2-2 L7 ②		B FF 92 B FF 91 F FF 93 B FF 93 C FF 92 S FF 93 3-3 K ③		B FF 92 X FF 92 1-0 23 1B 1-3 3-H 2B	C FF 96 1 SAFE F FF 96 X FF 95 0-2 41 BB 23 BLK 44 SF8 1-2 1B		X FF 90 0-0 SH1-3 ① 2-3		4	2	2	1	0	1	0
23 Michael Brantley, L (1, 7) OBP: 0.410, SLG: 0.507	F FF 92 B FF 92 F FF 92 X FF 93 1-2 G3-1 ③			B SL 81 B FF 91 B FF 91 C FF 91 X FF 92 3-1 41 1B 44 SF7 2B	B SI 88 D SL 82 X SI 87 2-0 9 2B 2-H 3-H 1B	D FF 95 I IN 82 I IN 82 I IN 79 4-0 44 SF8 41 BB 1-2 2-3 IBB		C FF 91 D CH 86 B SI 90 B FF 91 B FF 92 4-1 41 BB BB		3	2	2	2	2	0	0
41 Carlos Santana, S (1, 3) OBP: 0.404, SLG: 0.378		B FF 90 X CH 84 1-0 8 P1-6 7 1B 1B		F FF 91 B CH 85 F CH 85 F FF 93 D SL 85 X CH 86 2-2 7 G6-3 2-3 1B	C CU 70 B SL 79 C CU 68 F SI 86 2 SAFE F SL 76 D CH 78 B CU 68 B SL 79 4-2 9 2B BB	F FF 95 D CH 87 B CH 87 B FF 94 B FF 96 4-1 1-2 2-3 3-H BB		B FF 90 B FF 90 B SL 81 B FF 91 4-0 1-2 BB		2	1	2	1	3	0	0
44 Brandon Moss, L (1, 9) OBP: 0.294, SLG: 0.473		C CH 83 X FF 91 0-1 F9 ①		D CH 86 F SL 81 X SL 83 1-1 SF7 ① 3-H	B SI 88 X SI 87 1-0 F7 ②	B CH 87 S FF 94 X FF 96 1-1 SF8 ② 2-3 3-H		B CH 86 B SL 79 X SI 91 2-0 G1-2-3 ②③ 3-Hf		3	0	0	2	0	0	6
7 David Murphy, L (1, 10) OBP: 0.275, SLG: 0.408 9 Ryan Raburn, R (5, PH) OBP: 0.419, SLG: 0.650 (6, 10)		C FF 91 1 SAFE B SI 92 X CH 86 1-1 1-2 1B		B FF 92 C FF 92 F FF 92 F FF 92 X FF 93 1-2 G6-3 ②③ 1-2f	X SL 78 0-0 1-H 2-H 2B	D FF 94 F FF 95 B SL 82 B FF 94 S FF 94 S FF 95 3-3 K ③				2 2	0 0	1 1	0 2	0 0	0 1	1 2
8 Lonnie Chisenhall, L (1, 5) OBP: 0.274, SLG: 0.321		C FF 92 F FF 92 F CH 86 F FF 92 X FF 92 0-2 P1-6 ②③ 2-2f		F FF 91 X FF 93 0-2 22 1B 2B			B SI 91 X SI 90 1-0 G3 ①			3	1	1	0	1	0	2
12 Brett Hayes, R (1, 2) OBP: 0.158, SLG: 0.444			C FF 90 B FF 90 F FF 91 X SL 84 1-2 G5-3 ①	B SI 88 X SI 87 4-1 BB	B FF 93 F FF 93 S FF 94 0-3 K ①		F FF 91 B FF 91 B SL 78 X SI 90 2-1 P6 ②			4	0	0	0	0	2	3
24 Michael Bourn, L (1, 8) OBP: 0.263, SLG: 0.241			C FF 91 X FF 92 0-1 G6-3 ②	B FF 93 S FF 93 S FF 95 2-3 K	B CH 86 F FF 94 D B FF 94 C SL 82 F FF 93 F FF 93 B FF 92 4-2 22 1B 11 2B BB	C FF 96 B CH 88 F FF 96 B SL 83 X FF 96 2-2 G4-3 ①	X SI 91 0-0 G6-3 ③			3	1	0	0	1	0	0
Inning Stats	R: 0 E: 0 K: 0 S: 12 H: 0 LOB: 0 BB: 0 P: 18	R: 0 E: 0 K: 0 S: 10 H: 2 LOB: 1 BB: 0 P: 12	R: 1 E: 0 K: 1 S: 14 H: 1 LOB: 0 BB: 0 P: 21	R: 1 E: 0 K: 0 S: 12 H: 2 LOB: 0 BB: 0 P: 19	R: 6 E: 0 K: 2 S: 23 H: 5 LOB: 3 BB: 3 P: 40	R: 2 E: 0 K: 1 S: 15 H: 2 LOB: 2 BB: 2 P: 30	R: 0 E: 0 K: 0 S: 4 H: 0 LOB: 0 BB: 0 P: 7	R: 0 E: 0 K: 0 S: 6 H: 1 LOB: 2 BB: 2 P: 16		1B: 7 2B: 6 3B: 0 HR: 1 SF: 2 SAC: 1 DP: 3 HBP: 0				WP: 0 PB: 0 SB: 0 CS: 0	PA: 41	

PITCHER		IP	WLS	BF	H	R	ER	SO	BB	IBB	HBP	BLK	WP	HR	S	P	ERA	WHIP
36 Drew Hutchison, R ERA: 7.47	(1, 1)	4.1		20	8	6	6	2	1	0	0	0	0	1	60	88	12.46	2.077
35 Jeff Francis, L ERA: 5.23	(5, 1)	0.1	L	5	2	2	2	0	2	0	0	0	0	0	8	19	54.00	12.000
51 Miguel Castro, R ERA: 4.38	(5, 1)	1.1		8	2	2	2	2	1	1	0	1	0	0	18	33	13.50	2.250
28 Scott Copeland, R ERA:	(7, 1)	2.0		8	1	0	0	0	2	0	0	0	0	0	10	23	0.00	1.500

PITCHER	IP	WLS	BF	H	R	ER	SO	BB	IBB	HBP	BLK	WP	HR	S	P	ERA	WHIP

Cleveland Indians @ Kansas City Royals

Kauffman Stadium, Kansas City, MO

Tue May 05 2015, 7:10 PM - 9:36 PM CDT

Att. 29,099 - Cloudy - 73 F

livebaseballscorecards.com

Batter	1	2	3	4	5	6	7	8	9	AB	R	H	RBI	BB	SO	LOB
22 Jason Kipnis, L (1, 4) OBP: 0.325, SLG: 0.408	B FF 87 B FF 87 X FF 88 2-0 ① F9		B FF 89 F CH 81 S FF 89 B FF 89 T CH 82 2-2 ② K			X FF 87 0-0 2B		C FF 98 B FF 99 B CH 89 B SI 98 F FF 97 X FF 98 3-2 ② L8		4	0	1	0	0	1	0
41 Carlos Santana, S (1, 3) OBP: 0.398, SLG: 0.365	C FF 87 B KC 75 B FF 89 C CH 82 B CH 81 F FF 89 B CH 82 4-2 23 HR BB		C KC 77 C FF 88 B FF 90 X CH 81 1-2 ③ F9			B KC 74 B FF 88 B FF 88 X FF 87 3-0 ① G5-3		C CH 88 B CH 91 C CH 90 B CH 89 S FF 100 2-3 ③ K		3	1	0	0	1	1	1
23 Michael Brantley, L (1, 8) OBP: 0.415, SLG: 0.541	C KC 76 B CH 82 X FF 89 1-1 1-H HR			B FF 87 B FF 86 B FF 88 F FF 87 F FF 89 F FF 89 B CH 82 4-2 33 FC6-4 BB		X FF 88 0-0 ② P5			C KC 82 X FF 96 0-1 ① F7	3	1	1	2	1	0	1
9 Ryan Raburn, R (1, 7) OBP: 0.391, SLG: 0.605 7 David Murphy, L (9, PH) OBP: 0.269, SLG: 0.400	C FF 89 C KC 76 B CH 83 B FF 89 S CH 82 2-3 ② K			B FF 87 X FF 87 1-0 ① L8		X FF 88 0-0 ③ G6-3			C KC 81 F FF 96 B FC 90 F FF 97 X FF 97 1-2 ② L6	3 1	0 0	0 0	0 0	0 0	1 0	2 0
44 Brandon Moss, L (1, 9) OBP: 0.292, SLG: 0.462	C KC 76 B FF 88 S CH 82 B FF 90 F FF 89 X FF 89 2-2 ③ G6-3			1 SAFE B FF 89 X FF 87 1-0 ② F8			F FC 88 B FF 93 B FC 89 B CH 82 X FF 95 3-1 ① G3-1		B FC 92 S FF 93 B KC 86 X FF 97 2-1 33 DI 1B	4	0	1	0	0	0	1
33 Nick Swisher, S (1, 10)		C FF 87 B KC 73 B CH 80 X FF 87 2-1 ① G4-3		1 SAFE B FF 89 X FF 88 1-0 ③ FC6-4 1-2f			C FF 94 S FC 90 B CH 82 B CH 83 S CH 84 2-3 ② K		S KC 85 D KC 86 B KC 86 C FF 97 S FF 98 2-3 ③ K 1-2	4	0	0	0	0	2	2
4 Mike Aviles, R (1, 6) OBP: 0.333, SLG: 0.438		B FF 88 C FF 88 C FF 89 F KC 76 C FF 90 1-3 ② K			C FF 86 X FF 86 0-1 ① F9		B FC 91 C FF 94 B FF 94 F SI 94 F CH 83 X FF 95 2-2 ③ G6-3			3	0	0	0	0	1	0
8 Lonnie Chisenhall, L (1, 5) OBP: 0.276, SLG: 0.358		B FF 89 C FF 89 F FF 88 F KC 75 F CH 82 X CH 82 1-2 ③ P1			C FF 87 X FF 88 0-1 ② F8			X FF 96 0-0 HR		3	1	1	1	0	0	0
55 Roberto Pérez, R (1, 2) OBP: 0.298, SLG: 0.404 24 Michael Bourn, L (8, PH) OBP: 0.260, SLG: 0.239 12 Brett Hayes, R (8, 2) OBP: 0.158, SLG: 0.444			C FF 86 F FF 87 B FF 86 B CH 81 S CH 81 2-3 ① K		F FF 88 B FF 87 B FF 87 C CH 82 C CH 81 2-3 ③ K			B FF 97 S CH 87 X SI 98 1-1 ① F7		2 1 0	0 0 0	0 0 0	0 0 0	0 0 0	2 0 0	0 0 0
Inning Stats	R: 2 E: 0 K: 1 S: 13 H: 1 LOB: 0 BB: 1 P: 24	R: 0 E: 0 K: 1 S: 11 H: 0 LOB: 0 BB: 0 P: 15	R: 0 E: 0 K: 2 S: 9 H: 0 LOB: 0 BB: 0 P: 14	R: 0 E: 0 K: 0 S: 6 H: 0 LOB: 1 BB: 1 P: 13	R: 0 E: 0 K: 1 S: 7 H: 0 LOB: 0 BB: 0 P: 9	R: 0 E: 0 K: 0 S: 4 H: 1 LOB: 1 BB: 0 P: 7	R: 0 E: 0 K: 1 S: 9 H: 0 LOB: 0 BB: 0 P: 16	R: 1 E: 0 K: 1 S: 9 H: 1 LOB: 0 BB: 0 P: 15	R: 0 E: 0 K: 1 S: 11 H: 1 LOB: 1 BB: 0 P: 16	1B: 1 2B: 1 3B: 0 HR: 2 SF: 0 SAC: 0 DP: 0 HBP: 0						

PITCHER		IP	WLS	BF	H	R	ER	SO	BB	IBB	HBP	BLK	WP	HR	S	P	ERA	WHIP
51 Jason Vargas, L ERA: 5.26	(1, 1)	6.0	W	22	2	2	2	5	2	0	0	0	0	1	50	82	3.00	0.667
46 Ryan Madson, R ERA: 1.29	(7, 1)	1.0	H	3	0	0	0	1	0	0	0	0	0	0	9	16	0.00	0.000
40 Kelvin Herrera, R ERA: 2.38	(8, 1)	1.0	H	4	1	1	1	1	0	0	0	0	0	1	9	15	9.00	1.000
17 Wade Davis, R ERA:	(9, 1)	1.0	S	4	1	0	0	1	0	0	0	0	0	0	11	16	0.00	1.000

PITCHER	IP	WLS	BF	H	R	ER	SO	BB	IBB	HBP	BLK	WP	HR	S	P	ERA	WHIP

TOP

AB	31
R	3
H	4
RBI	3
BB	2
SO	8
LOB	7

WP: 0 PB: 0 SB: 0 CS: 0 PA: 33

Batter	1	2	3	4	5	6	7	8	9	AB	R	H	RBI	BB	SO	LOB
4 Alex Gordon, L (1, 7) OBP: 0.396, SLG: 0.457	C CH 90 X FF 93 0-1 8 G1-3 35 HR 1B	S CH 85 F CH 85 S CH 86 0-3 ③ K			B CH 87 X CH 86 1-0 8 FC6-4 3-H 1B			B FC 90 B FF 95 B FF 94 C FF 96 T FF 94 B FF 94 4-2 35 3B BB		3	2	2	1	1	1	1
8 Mike Moustakas, L (1, 5) OBP: 0.371, SLG: 0.453	B FF 92 F FF 92 X SI 92 1-1 ① G1-3 1-2		B CU 79 F FF 93 B CH 85 F CH 86 F FF 96 B SI 96 X FF 96 3-2 ① F8		B FF 94 F SI 94 C FF 95 X SI 96 1-2 ② FC6-4 1-2f			F FF 94 S SL 78 X SL 78 0-2 ① L8		4	0	0	0	0	0	3
25 Kendrys Morales, S (1, 10) OBP: 0.360, SLG: 0.467	H SL 84 1-0 35 HR HBP		B CU 79 B CH 86 F SI 93 S CH 86 F CH 88 B CH 87 F CH 87 S CH 86 3-3 ② K		D FF 94 B SI 94 X SI 94 2-0 ③ G6-3			1 SAFE B FF 97 X FF 95 1-0 ② F9		3	1	0	0	0	1	2
35 Eric Hosmer, L (1, 3) OBP: 0.400, SLG: 0.540	B SI 92 B CH 84 X FF 95 2-0 1-H 2-H HR		B CU 81 C CU 81 B CH 87 B CH 88 C CH 87 F SL 89 C CH 88 3-3 ③ K			B SI 93 C CH 85 B CH 87 L SI 95 S CH 88 2-3 ① K		1 SAFE 1 SAFE B FC 90 B FF 96 B FC 87 1 SAFE C FF 96 X FF 94 3-1 1-H 3B		4	1	2	4	0	2	0
13 Salvador Perez, R (1, 2) OBP: 0.324, SLG: 0.455	B FF 94 C SL 84 B FF 94 X FF 95 2-1 ② F9			B SL 85 B SI 93 F FF 94 F SI 95 B CH 87 S CH 86 3-3 ① K		C FF 97 F SI 96 B CH 89 B CH 89 F CH 88 X CH 87 2-2 ② P3		F SL 80 F FC 93 X FC 92 0-2 ③ L4		4	0	0	0	0	1	1
14 Omar Infante, R (1, 4) OBP: 0.253, SLG: 0.316	C SI 96 B SL 86 B SI 94 F FF 94 S CH 85 2-3 ③ K			F SI 95 S FF 96 F FF 96 B CH 88 S CH 87 1-3 ② K		C CH 87 B SL 88 S CH 87 B FF 97 X SL 83 2-2 ③ G5-3				3	0	0	0	0	2	0
16 Paulo Orlando, R (1, 9) OBP: 0.299, SLG: 0.429		C CU 74 B CU 79 X FF 92 1-1 1 SH1-4 1B		C FF 97 X SI 96 0-1 ③ G4-3			B CU 79 S SL 85 B FF 96 X SI 94 2-1 ① G5-3			3	0	1	0	0	0	0
1 Jarrod Dyson, L (1, 8) OBP: 0.273, SLG: 0.313		B CH 89 B CH 90 B SI 90 C CH 90 X FF 91 3-1 ① SH1-4 1-2			S CH 84 X CH 87 0-1 4 1B 3B		C SI 94 B CH 85 F CH 86 F FF 97 B CH 89 B CH 88 S CH 87 3-3 ② K			2	1	1	0	0	1	0
24 Christian Colón, R (1, 6) OBP: 0.311, SLG: 0.310		F SI 90 F SI 91 X FF 95 0-2 ② G1-3			C SL 85 B CH 81 S SI 96 X SI 96 1-2 ① G5-3		B FF 97 C FF 96 B SL 89 F FF 96 B CH 90 S FF 97 3-3 ③ K			3	0	0	0	0	1	2
Inning Stats	R: 3 H: 2 E: 0 LOB: 0 K: 1 BB: 0 S: 10 P: 18	R: 0 H: 1 E: 0 LOB: 1 K: 1 BB: 0 S: 10 P: 14	R: 0 H: 0 E: 0 LOB: 0 K: 2 BB: 0 S: 13 P: 22	R: 0 H: 0 E: 0 LOB: 0 K: 2 BB: 0 S: 9 P: 13	R: 1 H: 2 E: 0 LOB: 1 K: 0 BB: 0 S: 10 P: 15	R: 0 H: 0 E: 0 LOB: 0 K: 1 BB: 0 S: 10 P: 16	R: 0 H: 0 E: 0 LOB: 0 K: 2 BB: 0 S: 9 P: 17	R: 1 H: 1 E: 0 LOB: 1 K: 0 BB: 1 S: 11 P: 19		1B: 3 SF: 0 2B: 0 SAC: 1 3B: 2 DP: 0 HR: 1 HBP: 1						

PITCHER		IP	WLS	BF	H	R	ER	SO	BB	IBB	HBP	BLK	WP	HR	S	P	ERA	WHIP
31 Danny Salazar, R ERA: 3.81	(1, 1)	7.0	L	27	5	4	4	9	0	0	1	0	0	1	71	115	5.14	0.714
50 Nick Hagadone, L ERA: 3.6	(8, 1)	0.2		4	1	1	1	0	1	0	0	0	0	0	8	16	13.50	3.000
27 Bryan Shaw, R ERA: 3.12	(8, 1)	0.1		1	0	0	0	0	0	0	0	0	0	0	3	3	0.00	0.000

PITCHER	IP	WLS	BF	H	R	ER	SO	BB	IBB	HBP	BLK	WP	HR	S	P	ERA	WHIP

BOTTOM

Cleveland Indians @ Kansas City Royals

Kauffman Stadium, Kansas City, MO

Tue May 05 2015, 7:10 PM - 9:36 PM CDT

Att. 29,099 - Cloudy - 73 F

livebaseballscorecards.com

AB	29
R	5
H	6
RBI	5
BB	1
SO	9
LOB	9

WP: 0	PA: 32		
PB: 0			
SB: 0			
CS: 0			

Batter	1	2	3	4	5	6	7	8	9	AB	R	H	RBI	BB	SO	LOB
22 Jason Kipnis, L (1, 4) OBP: 0.336, SLG: 0.421	F FF 94 F SI 95 X FF 96 0-2 41 1B 2B	C FF 95 S CU 81 D CU 80 X CU 79 1-2 23 G1-6-3 1-2 3-H 1B		B SI 94 B SI 95 B SI 95 B SI 95 4-0 23 BB BB		B FF 88 B FF 88 C FF 87 B FF 88 C FF 87 X FF 88 3-2 ③ F7		C SI 96 B CH 88 X CH 87 1-1 ① G3-1		4	0	2	1	1	0	0
41 Carlos Santana, S (1, 3) OBP: 0.398, SLG: 0.364	X SI 95 0-0 ① 23 G3 44 WP 2-H 1B	C SI 93 C SI 93 B CH 87 C SI 94 1-3 ① K		B SI 95 F SL 82 X SI 94 1-1 ② SF9 3-H			C CU 74 B CH 85 B SL 87 B FF 92 B SL 87 4-1 23 1B 9 2B BB	C CU 78 C CH 88 F FF 99 B CU 81 F CH 89 B CH 86 S FF 99 2-3 ② K		3	2	1	1	1	2	2
23 Michael Brantley, L (1, 8) OBP: 0.414, SLG: 0.526 (7, 7)	B FF 95 C FF 95 D CU 80 X SI 95 2-1 ② G3 2-3	B SI 94 C SL 82 X SI 94 1-1 ② ③ G1-6-3 1-2f		D SI 94 F SI 94 S SI 94 D SL 84 B SL 82 F SI 93 F SL 82 B SI 94 4-2 1-2 2-3 BB			C SL 88 B SL 87 X SL 88 1-1 9 2B 44 2B 1-2 1B	C CH 90 X SI 99 0-1 ③ G1-3		4	1	1	0	1	0	3
9 Ryan Raburn, R (1, 7) OBP: 0.400, SLG: 0.609 24 Michael Bourn, L (7, PR) OBP: 0.258, SLG: 0.236 (7, 8)	B CH 86 B CH 87 B SI 96 C FF 95 H CU 80 4-1 44 WP HBP		X SI 94 0-0 ① G1-3	C FF 87 B FF 87 B FF 87 F FF 87 S SL 81 2-3 ③ K			B FF 94 X SL 88 1-0 44 2B 1-3 2-H 2B		C SL 83 C FF 92 F FF 92 B CH 85 X SL 85 1-2 ① L7	3 1	0 1	1 0	1 0	0 0	1 0	3 0
44 Brandon Moss, L (1, 9) OBP: 0.298, SLG: 0.506	B CU 81 F FF 95 B CU 79 F FF 95 B CH 86 X CU 79 3-2 ③ G4-3 1-2 3-H		B SI 94 C SL 82 F SI 95 C SL 83 1-3 ② K		F SL 80 F FF 87 B FF 88 X SL 82 1-2 ① F8		S SL 89 X SL 88 0-1 4 WP 4 1B 2-H 3-H 2B		F FF 93 B CH 87 B FF 92 X FF 94 2-1 HR	5	2	2	3	0	1	1
33 Nick Swisher, S (1, 10) OBP: 0.111, SLG: 0.111		B FF 92 S CH 83 F SI 92 B CH 84 X FF 95 2-2 4 HBP 8 2B 1B	B SI 94 C SI 94 F SI 95 X SL 83 1-2 ③ G5-3		B FF 87 C FF 87 X FF 87 1-1 ② F7		B FF 92 X SI 93 1-0 ① G1-4-3		C FF 93 B SL 86 B CH 86 B FF 92 X FF 93 3-1 ② L9	5	1	1	0	0	0	1
4 Mike Aviles, R (1, 6) OBP: 0.373, SLG: 0.462		B SI 92 B SI 94 F FF 93 1 SAFE F FF 94 F FF 96 H CU 79 3-2 8 2B 12 1B 1-2 HBP		F SI 94 B CH 87 C SI 91 F SI 95 X CH 86 1-2 12 SH2-4 8 BB 41 SF9 1B	C FF 86 B SL 80 C SL 79 B SL 80 S SL 81 2-3 ③ K		S CU 75 X FF 93 0-1 2-H 1B		C SL 85 X CH 87 0-1 1B	4	2	3	1	0	1	0
8 Lonnie Chisenhall, L (1, 5) OBP: 0.283, SLG: 0.365		L FF 94 B FF 93 C CH 83 F FF 96 F CU 80 B FF 95 F CH 85 B CU 79 F FF 94 3-2 X FF 84 12 1B 22 1B 1-3 2-H 2B		D SL 82 F SI 94 B SI 94 S SL 80 D SI 95 B SI 92 4-2 23 BB 12 SH2-4 1-2 BB		C FF 87 F FF 88 B FF 88 F SL 81 F SL 82 F FF 88 X FF 89 1-2 ① P5	C SL 88 S FF 93 F CU 75 X SL 88 0-2 ② F8		X SL 83 0-0 ③ G3	4	1	1	1	1	0	3
12 Brett Hayes, R (1, 2) OBP: 0.182, SLG: 0.429		X SI 94 0-0 22 1B 2-3 3-H 1B		B SI 94 X SI 93 1-0 ① SH2-4 1-2 2-3		X FF 87 0-0 ② P2	F FF 93 S CU 76 B FF 92 B CU 74 X SL 87 2-2 ③ L8			3	0	1	1	0	0	2

Inning Stats	1	2	3	4	5	6	7	8	9
	R: 1 E: 0 K: 0 S: 10 H: 2 LOB: 1 BB: 0 P: 19	R: 3 E: 0 K: 1 S: 22 H: 4 LOB: 1 BB: 0 P: 33	R: 0 E: 0 K: 1 S: 7 H: 0 LOB: 0 BB: 0 P: 9	R: 1 E: 0 K: 1 S: 16 H: 1 LOB: 3 BB: 3 P: 33	R: 0 E: 0 K: 1 S: 8 H: 0 LOB: 0 BB: 0 P: 12	R: 0 E: 0 K: 0 S: 10 H: 0 LOB: 0 BB: 0 P: 14	R: 4 E: 0 K: 0 S: 16 H: 4 LOB: 2 BB: 1 P: 25	R: 0 E: 0 K: 1 S: 9 H: 0 LOB: 0 BB: 0 P: 12	R: 1 E: 0 K: 0 S: 11 H: 2 LOB: 1 BB: 0 P: 17

1B: 8 SF: 1
2B: 4 SAC: 1
3B: 0 DP: 1
HR: 1 HBP: 2

WP: 2 PA: 44
PB: 0
SB: 0
CS: 0

PITCHER		IP	WLS	BF	H	R	ER	SO	BB	IBB	HBP	BLK	WP	HR	S	P	ERA	WHIP
41 Danny Duffy, L ERA: 4.55	(1, 1)	1.0	L	10	6	4	4	0	0	0	2	0	1	0	27	45	36.00	6.000
27 Brandon Finnegan, L ERA: 2.7	(2, 1)	2.2		11	1	1	1	2	3	0	0	0	0	0	25	44	3.38	1.500
32 Chris Young, R ERA: 1.06	(4, 1)	2.1		7	0	0	0	2	0	0	0	0	0	0	21	31	0.00	0.000
47 Franklin Morales, L ERA: 4.91	(7, 1)	1.0		8	4	4	4	0	1	0	0	0	1	0	16	25	36.00	5.000
40 Kelvin Herrera, R ERA: 2.19	(8, 1)	1.0		3	0	0	0	1	0	0	0	0	0	0	9	12	0.00	0.000

PITCHER		IP	WLS	BF	H	R	ER	SO	BB	IBB	HBP	BLK	WP	HR	S	P	ERA	WHIP
54 Jason Frasor, R ERA: 0.9	(9, 1)	1.0		5	2	1	1	0	0	0	0	0	0	1	11	17	9.00	2.000

TOP

Cleveland Indians @ Kansas City Royals

Kauffman Stadium, Kansas City, MO

Wed May 06 2015, 7:11 PM - 10:14 PM CDT

Att. 23,316 - Clear - 74 F

livebaseballscorecards.com

AB	36
R	10
H	13
RBI	9
BB	4
SO	5
LOB	15

BOTTOM

Cleveland Indians @ Kansas City Royals

Kauffman Stadium, Kansas City, MO

Wed May 06 2015, 7:11 PM - 10:14 PM CDT

Att. 23,316 - Clear - 74 F

livebaseballscorecards.com

Batter	1	2	3	4	5	6	7	8	9	AB	R	H	RBI	BB	SO	LOB
4 Alex Gordon, L (1, 7) OBP: 0.380, SLG: 0.435	F FF 96 F FF 95 B SI 97 S CH 91 1-3 ① **K**		C CH 89 S CH 90 S CH 91 0-3 ③ **K**			C FF 95 F FF 95 B SI 92 B CH 91 S FF 91 2-3 ① **K**	F CH 89 B FF 96 B CH 90 B SI 95 F SI 95 F SI 96 S FF 96 3-3 ③ **K** 1-2			4	0	0	0	0	4	2
16 Paulo Orlando, R (8, 7) OBP: 0.299, SLG: 0.429										0	0	0	0	0	0	0
8 Mike Moustakas, L (1, 5) OBP: 0.375, SLG: 0.450	C CH 89 X FF 97 0-1 ② 1B			B FF 95 B CH 90 B CH 90 C SI 95 B SI 96 4-1 6 FC5-4 BB		B FF 96 B CH 90 B FF 95 C SI 94 X SI 95 3-1 ② **G1-3**		C SI 92 B SL 85 B SI 92 X SI 92 2-1 ① **F7**		3	0	1	0	1	0	0
6 Lorenzo Cain, R (1, 8) OBP: 0.396, SLG: 0.511	C FF 97 F SI 96 X CH 90 0-2 ③ **G4-3**			C CH 88 X SI 95 0-1 ① **FC5-4** 25 HR 1-2f		C CH 88 B FF 96 B SI 94 B CH 89 X SI 95 3-1 35 2B 3B		C SI 93 T CH 87 F FF 94 S SL 87 0-3 ② **K2-3**		4	2	1	0	0	1	1
35 Eric Hosmer, L (1, 3) OBP: 0.395, SLG: 0.538		B FF 96 C CH 88 S CH 90 B CH 91 B FF 97 X CH 91 3-2 ① **G3-1**		C CH 90 S FF 95 B CH 90 X CH 90 1-2 ② **F9**		X CH 89 0-0 3-H 2B		B SL 86 B SI 94 F SI 94 X SL 85 2-1 ③ **G5-3**		4	0	1	1	0	0	1
25 Kendrys Morales, S (1, 10) OBP: 0.364, SLG: 0.491		F SI 96 S CH 91 B SI 97 F FF 91 F FF 96 B CH 91 F CH 90 S CH 90 2-3 ② **K**		C CH 89 X CU 83 0-1 1-H HR		B CH 89 B CH 89 F SI 94 B SI 94 B CH 89 4-1 BB			B FF 94 B FF 95 B SI 94 C FF 92 C FF 94 S FF 95 3-3 ① **K**	3	1	1	2	1	2	0
13 Salvador Perez, R (1, 2) OBP: 0.314, SLG: 0.441		X FF 98 0-0 ③ **L9**		X FF 97 0-0 ③ **F8**		D SI 94 B CH 88 X FF 96 2-0 ③ **G5-3**			C FF 95 S FC 91 F FF 96 T FF 91 0-2 ② **K**	3	0	0	0	0	0	2
26 Francisco Peña, R (8, 2)										1	0	0	0	0	1	0
14 Omar Infante, R (1, 4) OBP: 0.244, SLG: 0.304			F FF 96 X FF 96 0-1 ① **L9**		B FF 95 B SL 87 X FF 95 2-0 ① **G5-3**		C FF 94 C CU 82 S CH 89 0-3 ① **K**		B FC 88 X FF 95 1-0 ③ **F9**	3	0	0	0	0	1	0
12 Orlando Calixte, R (9, PH)										1	0	0	0	0	0	0
1 Jarrod Dyson, L (1, 9) OBP: 0.250, SLG: 0.286			C FF 95 X CH 89 0-1 ② **G3**		L CH 89 B CH 91 X CH 89 1-1 ② **G6-3**		F FF 95 C SI 94 F CH 89 F SI 96 X CH 89 0-2 E5 4 S			3	0	0	0	0	0	0
24 Christian Colón, R (1, 6) OBP: 0.313, SLG: 0.333			C CH 91 X SI 96 0-1 2B		C FF 96 X SI 96 0-1 ③ **G5-3**		C SI 95 1 SAFE B SI 94 B CH 87 X FF 95 2-1 ② **P4**			3	0	1	0	0	0	1
Inning Stats	R: 0 E: 0 K: 1 S: 8 H: 1 LOB: 0 BB: 0 P: 9	R: 0 E: 0 K: 1 S: 10 H: 0 LOB: 0 BB: 0 P: 15	R: 0 E: 0 K: 1 S: 9 H: 1 LOB: 1 BB: 0 P: 9	R: 2 E: 0 K: 0 S: 9 H: 1 LOB: 0 BB: 1 P: 14	R: 0 E: 0 K: 0 S: 5 H: 0 LOB: 0 BB: 0 P: 8	R: 1 E: 0 K: 1 S: 10 H: 2 LOB: 2 BB: 1 P: 24	R: 0 E: 1 K: 2 S: 14 H: 0 LOB: 1 BB: 0 P: 19	R: 0 E: 0 K: 1 S: 8 H: 0 LOB: 0 BB: 0 P: 12	R: 0 E: 0 K: 2 S: 8 H: 0 LOB: 0 BB: 0 P: 12	1B: 1 2B: 2 3B: 1 HR: 1 SF: 0 SAC: 0 DP: 0 HBP: 0						

	AB	R	H	RBI	BB	SO	LOB
	32	3	5	3	2	9	7

WP: 0 PB: 0 SB: 1 CS: 0 PA: 34

PITCHER		IP	WLS	BF	H	R	ER	SO	BB	IBB	HBP	BLK	WP	HR	S	P	ERA	WHIP
59 Carlos Carrasco, R ERA: 4.71	(1, 1)	7.0	W	28	5	3	3	6	2	0	0	0	0	1	65	98	3.86	1.000
35 Marc Rzepczynski, L ERA: 4.7	(8, 1)	1.0		3	0	0	0	1	0	0	0	0	0	0	8	12	0.00	0.000
34 Zach McAllister, R ERA: 3.79	(9, 1)	1.0		3	0	0	0	2	0	0	0	0	0	0	8	12	0.00	0.000

PITCHER	IP	WLS	BF	H	R	ER	SO	BB	IBB	HBP	BLK	WP	HR	S	P	ERA	WHIP

Batter	1	2	3	4	5	6	7	8	9	AB	R	H	RBI	BB	SO	LOB
22 Jason Kipnis, L (1, 4) OBP: 0.323, SLG: 0.402	X SI 94 0-0 ① G1-3		B KC 78 C SI 93 S CH 84 F KC 80 S CH 86 1-3 ① K	C FF 89 F FF 93 B FF 93 S SL 89 1-3 ② K			C FC 88 F CH 82 B FF 94 B CH 83 F FF 96 F FC 90 B FF 93 X FF 93 3-2 ① G6-3		B FF 95 X FF 94 1-0 ③ L8	5	0	0	0	0	2	0
41 Carlos Santana, S (1, 3) OBP: 0.402, SLG: 0.396	B SI 95 F SI 93 B CH 85 C SI 95 F KC 80 B CH 86 F SI 95 S SI 95 3-3 ② K		C KC 80 B CH 86 B CH 85 B FF 94 S SI 95 B FF 95 4-2 44 F8 23 1B 7 BB BB	B SL 88 F SL 89 X FF 89 1-1 ③ G6-3			B FF 93 B FC 89 M FF 93 X FF 94 2-1 HR			3	2	1	1	1	1	0
23 Michael Brantley, L (1, 7) OBP: 0.407, SLG: 0.512	B CH 86 F SI 94 B SI 94 B CH 86 C SI 94 F SI 94 X CH 87 3-2 ③ G5-3		B SI 95 B CH 86 X SI 95 2-0 7 BB 8 S 24 BB 1-2 1B		B SL 87 B SL 87 X FF 91 2-0 ① G4-3		B FC 89 T CH 83 X CH 84 1-1 ② G3			4	1	1	0	0	0	0
44 Brandon Moss, L (1, 9) OBP: 0.286, SLG: 0.483		B SI 94 S CH 84 X KC 80 1-1 ① G4-3	S CH 86 S FF 95 X CH 86 0-2 ② F8 2-3		X SL 88 0-0 ② G3		S CH 83 F FC 90 B FF 95 B CH 82 F CH 82 S CH 84 2-3 ③ K			4	0	0	0	0	1	2
8 Lonnie Chisenhall, L (1, 5) OBP: 0.302, SLG: 0.398		B SI 94 F SI 94 F SI 95 B CH 86 X SI 95 2-2 7 G3-1 3B	C FF 95 3 SAFE B CH 85 F SI 95 B CH 86 F CH 85 F CH 86 B FF 96 B SI 94 4-2 24 BB 7 BB 1-2 BB		C FF 91 X SL 87 0-1 1B			C FF 94 X FC 93 0-1 ① P6		3	1	2	0	1	0	0
7 David Murphy, L (1, 10) OBP: 0.278, SLG: 0.392 33 Nick Swisher, S (5, PH) OBP: 0.091, SLG: 0.091 (5, 10)		F SI 95 X SI 95 0-1 ② G3-1 3-H	B FF 94 S CH 85 B CH 86 D SI 95 B FF 95 4-1 24 BB 1-2 2-3 3-H BB		B FF 92 X SL 88 1-0 ③ G5-3			F FF 97 X FF 94 0-1 ② G3		1 2	0 0	0 0	2 0	1 0	0 0	0 1
24 Michael Bourn, L (1, 8) OBP: 0.267, SLG: 0.231		B SI 95 L CH 86 B SI 94 B CH 86 B SI 94 4-1 55 BB BB	C CH 85 C KC 80 D CH 86 D CH 87 B KC 81 B FF 94 4-2 1-2 2-3 3-H BB				B FF 94 C FF 94 B KC 79 S FC 90 F FF 95 F FC 90 F KC 79 S FF 95 2-3 ① K	B KC 84 B SI 96 C FF 96 B FC 93 X FF 96 3-1 ③ G3-1		2	0	0	1	2	1	0
55 Roberto Pérez, R (1, 2) OBP: 0.300, SLG: 0.388 9 Ryan Raburn, R (9, PH) OBP: 0.392, SLG: 0.596		D SI 95 C FF 94 1 SAFE D KC 81 B CH 84 D FF 95 4-1 1-2 BB	B KC 79 C SI 94 C SI 94 S CH 86 1-3 ③ K				C FC 89 C KC 78 C KC 78 0-3 ② K		C FF 94 B FF 95 X FF 94 1-1 ① F9	2 1	0 0	0 0	0 0	1 0	2 0	3 0
11 José Ramírez, S (1, 6) OBP: 0.222, SLG: 0.250		C KC 78 X FF 96 0-1 ③ F8		C FF 91 C SL 88 B SI 93 B CU 74 S SL 88 2-3 ① K			B FC 90 B FF 94 C FF 94 X FF 94 2-1 ③ G3		X FF 95 0-0 ② G4-3	4	0	0	0	0	1	2
Inning Stats	R: 0 E: 0 K: 1 S: 10 H: 0 LOB: 0 BB: 0 P: 16	R: 1 E: 0 K: 0 S: 11 H: 1 LOB: 2 BB: 2 P: 22	R: 2 E: 0 K: 2 S: 20 H: 1 LOB: 3 BB: 4 P: 40	R: 0 E: 0 K: 2 S: 8 H: 0 LOB: 0 BB: 0 P: 12	R: 0 E: 0 K: 0 S: 5 H: 1 LOB: 1 BB: 0 P: 8		R: 0 E: 0 K: 2 S: 11 H: 0 LOB: 0 BB: 0 P: 15	R: 1 E: 0 K: 1 S: 13 H: 1 LOB: 0 BB: 0 P: 21	R: 0 E: 0 K: 0 S: 6 H: 0 LOB: 0 BB: 0 P: 9	R: 0 E: 0 K: 0 S: 4 H: 0 LOB: 0 BB: 0 P: 6	1B: 2 2B: 0 3B: 1 HR: 1 SF: 0 SAC: 0 DP: 0 HBP: 0						

PITCHER		IP	WLS	BF	H	R	ER	SO	BB	IBB	HBP	BLK	WP	HR	S	P	ERA	WHIP
36 Edinson Volquez, R ERA: 2.65	(1, 1)	3.0		17	2	3	3	3	6	0	0	0	0	0	41	78	9.00	2.667
47 Franklin Morales, L ERA: 4.15	(4, 1)	2.0	W	7	1	0	0	2	0	0	0	0	0	0	13	20	0.00	0.500
44 Luke Hochevar, R ERA:	(6, 1)	1.0	H	3	0	0	0	2	0	0	0	0	0	0	11	15	0.00	0.000
46 Ryan Madson, R ERA: 1.8	(7, 1)	1.0	H	4	1	1	1	1	0	0	0	0	0	1	13	21	9.00	1.000
17 Wade Davis, R ERA:	(8, 1)	1.0	H	3	0	0	0	0	0	0	0	0	0	0	6	9	0.00	0.000

PITCHER		IP	WLS	BF	H	R	ER	SO	BB	IBB	HBP	BLK	WP	HR	S	P	ERA	WHIP
56 Greg Holland, R ERA:	(9, 1)	1.0	S	3	0	0	0	0	0	0	0	0	0	0	4	6	0.00	0.000

TOP

Cleveland Indians @ Kansas City Royals

Kauffman Stadium, Kansas City, MO

Thu May 07 2015, 3:27 PM - 6:41 PM CDT

Att. 38,271 - Overcast - 70 F

livebaseballscorecards.com

AB	31
R	4
H	4
RBI	4
BB	6
SO	8
LOB	8

BOTTOM

Batter	1	2	3	4	5	6	7	8	9	AB	R	H	RBI	BB	SO	LOB
4 Alex Gordon, L (1, 7) OBP: 0.381, SLG: 0.427	C SI 94 B SI 94 F CH 85 H SI 94 2-2 8 8 1B 8 E HBP	C SI 94 F CU 81 S SL 88 0-3 ② K 2-3		S CH 86 F FF 91 B SI 94 B CU 83 C CU 83 2-3 ③ K		X CH 86 0-0 8 8 1B 1B	D KC 87 C FF 95 X FF 95 1-1 ② F7			4	1	1	0	0	2	4
8 Mike Moustakas, L (1, 5) OBP: 0.392, SLG: 0.460	B SI 94 B SI 94 1 SAFE X SI 94 2-0 E9 6 35 HR 1-H 1B	D CU 82 B SL 90 S FF 91 B CH 87 B FF 92 4-1 BB			B CU 81 C SI 93 B CH 86 F SL 88 X CU 83 2-2 25 13 1B 1B	C SI 92 X SI 91 0-1 1-3 1B	B FF 96 D FF 95 S FF 95 S FF 96 X FF 96 2-2 ③ F9			4	2	3	0	1	0	3
6 Lorenzo Cain, R (1, 8) OBP: 0.387, SLG: 0.495	B B SI 94 X SI 94 2-0 35 HR 1-2 1B	S CU 83 F CU 83 X SI 95 0-2 ③ G1-3			C SI 93 B SL 89 F SI 93 S SI 94 1-3 ① K	D SL 80 1 SAFE B FC 92 F FC 91 C FC 92 F FC 93 B FC 92 X FC 93 3-2 ③ G1-3		F SI 93 X SL 85 0-1 ① G1-3		5	1	1	0	0	1	5
35 Eric Hosmer, L (1, 3) OBP: 0.403, SLG: 0.565	B SL 89 D CH 86 X SI 95 2-0 1-H 2-H HR		B SI 93 B SI 93 B FF 89 C FF 93 C SL 89 F SL 90 B SL 90 4-2 BB		B CU 82 B CU 82 C SL 89 C CU 83 C CU 84 2-3 ② K		B FF 96 X FF 95 1-0 13 1B 25 1B 14 2B 1B	X CH 84 0-0 ② G3-1		4	2	2	3	1	1	1
25 Kendrys Morales, S (1, 10) OBP: 0.374, SLG: 0.491	C CU 82 B CU 83 F SI 94 B CU 84 X FF 95 2-2 ① F7		B SI 94 S SL 90 C FF 94 B FF 94 B CH 86 1 SAFE F FF 92 F CU 84 X SI 95 3-2 ① F8		F FF 93 D SL 89 X SI 93 1-1 13 1B 1-3 1B		F FF 97 X FC 91 0-1 13 1B 14 2B 1-2 1B	B SL 85 B SI 93 B SI 93 B SI 92 4-0 13 FC6-4 BB		4	1	2	0	1	0	1
13 Salvador Perez, R (1, 2) OBP: 0.318, SLG: 0.439	C SI 95 S CU 83 F SI 95 B CU 84 S FF 95 1-3 ② K		S CU 82 S SI 95 F FF 95 B FF 90 X SI 94 1-2 ② P2		C CU 84 X SI 94 0-1 1-2 3-H 1B		D SL 86 X SL 86 1-0 14 2B 1-2 2-3 1B	B SI 93 F SI 93 B SL 86 X SI 93 2-1 ③ FC6-4 1-2f		5	0	2	1	0	1	2
14 Omar Infante, R (1, 4) OBP: 0.244, SLG: 0.313	C SL 88 X SI 93 0-1 ③ G5-3		B FF 90 C SI 94 S CU 81 1 SAFE S CU 82 1-3 ③ K		F CU 84 C CU 84 F FF 93 X CU 84 0-2 ③ F7		B SL 86 D SL 87 S SL 88 F SL 87 X CU 81 2-2 1-3 2-H 3-H 2B			4	0	1	2	0	1	3
1 Jarrod Dyson, L (1, 9) OBP: 0.225, SLG: 0.256		C SI 92 C CU 81 X SI 93 0-2 E4 4 S 24 SH3		X SI 93 0-0 ① B1-3		B FF 92 F SL 90 X SL 90 1-1 ① F9	B FF 95 B FF 95 T FF 95 C FF 95 C FF 96 2-3 ① K			4	0	0	0	0	1	2
24 Christian Colón, R (1, 6) OBP: 0.314, SLG: 0.319		X SI 92 0-0 ① SH3 1-2		B SI 92 B FF 92 C SI 92 X SI 94 2-1 ② P4		C CU 81 F SI 93 S FF 94 0-3 ② K	C KC 86 S KC 87 B FF 96 D KC 87 B FF 96 F FF 96 D KC 86 4-2 BB			2	0	0	0	1	1	0
Inning Stats	R: 4 E: 1 K: 1 S: 14 H: 3 LOB: 0 BB: 0 P: 25	R: 0 E: 1 K: 1 S: 11 H: 0 LOB: 2 BB: 1 P: 15	R: 0 E: 0 K: 1 S: 15 H: 0 LOB: 1 BB: 1 P: 24	R: 0 E: 0 K: 1 S: 6 H: 0 LOB: 0 BB: 0 P: 10	R: 1 E: 0 K: 2 S: 17 H: 3 LOB: 2 BB: 0 P: 23	R: 0 E: 0 K: 1 S: 12 H: 2 LOB: 2 BB: 0 P: 16	R: 2 E: 0 K: 1 S: 18 H: 4 LOB: 3 BB: 1 P: 31	R: 0 E: 0 K: 0 S: 5 H: 0 LOB: 1 BB: 1 P: 11		1B: 10 2B: 1 3B: 0 HR: 1 SF: 0 SAC: 1 DP: 0 HBP: 1						

PITCHER		IP	WLS	BF	H	R	ER	SO	BB	IBB	HBP	BLK	WP	HR	S	P	ERA	WHIP
28 Corey Kluber, R ERA: 5.04	(1, 1)	5.2	L	28	7	5	5	7	2	0	1	0	0	1	69	104	7.94	1.588
35 Marc Rzepczynski, L ERA: 4.7	(6, 1)	0.0		1	1	0	0	0	0	0	0	0	0	0	2	2	∞	∞
27 Bryan Shaw, R ERA: 3.0	(6, 1)	0.1		1	0	0	0	0	0	0	0	0	0	0	4	7	0.00	0.000
50 Nick Hagadone, L ERA: 5.4	(7, 1)	0.0		2	2	2	2	0	0	0	0	0	0	0	3	4	∞	∞
48 Scott Atchison, R ERA: 4.66	(7, 1)	0.0		2	2	0	0	0	0	0	0	0	0	0	4	7	∞	∞

PITCHER		IP	WLS	BF	H	R	ER	SO	BB	IBB	HBP	BLK	WP	HR	S	P	ERA	WHIP
37 Cody Allen, R ERA: 9.0	(7, 1)	1.0		4	0	0	0	1	1	0	0	0	0	0	11	20	0.00	1.000
54 Ryan Webb, R ERA:	(8, 1)	1.0		4	0	0	0	0	1	0	0	0	0	0	5	11	0.00	1.000

Cleveland Indians @ Kansas City Royals

Kauffman Stadium, Kansas City, MO

Thu May 07 2015, 3:27 PM - 6:41 PM CDT

Att. 38,271 - Overcast - 70 F

livebaseballscorecards.com

AB	36
R	7
H	12
RBI	6
BB	4
SO	8
LOB	21

Batter	1	2	3	4	5	6	7	8	9	AB	R	H	RBI	BB	SO	LOB
2 Brian Dozier, R (1, 4) OBP: 0.318, SLG: 0.383	X FF 91 0-0 ① F7		B FC 83 B FC 82 X FF 92 2-0 ① F7		B FC 81 B FC 82 B FF 91 C SI 91 X SI 91 3-1 ① F8	B FF 96 C FF 95 B FF 96 S FF 96 S FF 97 2-3 ② K			X SI 91 0-0 7 G4-6-3 24 WP 2B	5	1	1	0	0	1	3
48 Torii Hunter, R (1, 9) OBP: 0.322, SLG: 0.458	B FF 91 B FF 91 X FF 92 2-0 7 1B 2B		F FF 93 X FF 94 0-1 ② 1B		C FF 92 B CH 83 X CH 84 1-1 HR	C FF 97 X FF 97 0-1 1-H 2-H 3-H 2B			B SI 91 B SL 84 B SI 91 B SI 91 4-0 7 G4-6-3 BB	4	2	4	4	1	0	0
7 Joe Mauer, L (1, 3) OBP: 0.354, SLG: 0.363	B FF 91 C FF 92 X CH 84 1-1 ② 2-H 1B		F FF 93 B FF 93 B FC 85 F FF 93 S CH 85 2-3 ③ K		C FF 92 B KC 74 F FF 92 F SI 92 B CH 88 B FC 86 X FF 93 3-2 ② P6	C FF 95 F FC 90 X FF 96 0-2 ③ G5-3			C SI 91 X SI 92 0-1 ① ② G4-6-3 1-2f 2-3	5	0	1	1	0	1	3
24 Trevor Plouffe, R (1, 5) OBP: 0.358, SLG: 0.454	F FC 82 S FC 85 B SI 92 X FC 84 1-2 ③ G6-3			C FF 92 F CH 84 B KC 79 B FC 84 X FC 82 2-2 8 G6-3 19 1B 2B	B FC 84 S FF 93 B FF 93 B FC 84 C FC 83 C SI 92 3-3 ③		F FF 93 F FF 94 X SL 89 0-2 ① G1-3		C SI 92 B SI 92 B SL 84 F SI 92 B SL 84 B SI 91 4-2 8 1B 3-H BB	4	1	1	0	1	1	0
8 Kurt Suzuki, R (1, 2) OBP: 0.303, SLG: 0.338		C FF 90 X FF 91 0-1 19 G3 20 1B 2B		B FF 93 B FC 83 B SI 92 C FC 84 F FC 81 X FF 92 3-2 ① G6-3 2-3		F FC 84 X FC 83 0-1 19 1B 1 SH 2B	X FF 92 0-0 ② G3		B SI 91 X SI 91 1-0 1-3 1B	5	2	3	0	0	0	1
19 Kennys Vargas, S (1, 10) OBP: 0.295, SLG: 0.352		B FF 91 X FF 91 1-0 ① G3 2-3		X FF 93 0-0 1 WP 3-H 1B		T FF 94 F FF 96 F FF 96 X SL 80 0-2 39 BB 1 SH 48 2B 2-3 1B	B FF 93 S FF 93 F FF 94 C FF 95 1-3 ③ K		B SI 91 X CH 83 1-0 ③ F7	5	1	2	1	0	1	3
20 Eddie Rosario, L (1, 7) OBP: 0.250, SLG: 0.545		B CH 83 S FC 87 X FC 85 1-1 1 S 3-H 1B		C FF 93 F CH 86 B KC 77 S KC 77 1-3 ② K		S FF 95 S FF 96 S FF 96 0-3 ① K		C FF 93 F SL 87 F FF 94 S FF 94 0-3 ① K		4	0	1	1	0	3	3
1 Jordan Schafer, L (1, 8) OBP: 0.262, SLG: 0.274		S FF 92 F FF 93 C KC 77 0-3 ② K 1-2		S FF 92 B FF 92 F CH 86 S KC 78 1-3 K 1-2		X FF 96 0-0 SH 39 BB 48 2B 1-2 3-H		C FF 93 X FF 95 0-1 ② G6-3		3	1	0	1	0	2	2
39 Danny Santana, S (1, 6) OBP: 0.284, SLG: 0.340		F FF 92 F FC 84 X KC 78 0-2 ③ G2-3		F CH 85 S FF 92 F FF 93 X KC 78 0-2 ③ L3		B FF 94 B FF 93 B FF 94 B FF 94 4-0 48 2B 1-2 2-3 BB		C FF 93 B FF 94 B FF 94 X FF 94 2-1 ③ G4-3		3	1	0	0	1	0	3
Inning Stats	R: 1 E: 0 K: 0 S: 7 H: 2 LOB: 0 BB: 0 P: 11	R: 1 E: 0 K: 1 S: 11 H: 2 LOB: 1 BB: 0 P: 13	R: 0 E: 0 K: 1 S: 6 H: 1 LOB: 0 BB: 0 P: 10	R: 1 E: 0 K: 2 S: 17 H: 2 LOB: 2 BB: 0 P: 24	R: 1 E: 0 K: 1 S: 11 H: 1 LOB: 0 BB: 0 P: 21	R: 4 E: 1 K: 2 S: 18 H: 3 LOB: 1 BB: 1 P: 24	R: 0 E: 0 K: 1 S: 7 H: 0 LOB: 0 BB: 0 P: 8	R: 0 E: 0 K: 1 S: 8 H: 0 LOB: 0 BB: 0 P: 10	R: 1 E: 0 K: 0 S: 7 H: 2 LOB: 2 BB: 2 P: 17	1B: 6 2B: 6 3B: 0 HR: 1 SF: 0 SAC: 1 DP: 1 HBP: 0						

TOP

Minnesota Twins @ Cleveland Indians

Progressive Field, Cleveland, OH

Fri May 08 2015, 7:10 PM - 9:57 PM EDT
Att. 19,102 - Partly Cloudy - 82 F

livebaseballscorecards.com

AB	38
R	9
H	13
RBI	8
BB	3
SO	9
LOB	18

PITCHER		IP	WLS	BF	H	R	ER	SO	BB	IBB	HBP	BLK	WP	HR	S	P	ERA	WHIP
47 Trevor Bauer, R ERA: 4.19	(1, 1)	5.0	L	23	9	5	5	5	0	0	0	0	1	1	54	81	9.00	1.800
50 Nick Hagadone, L ERA: 5.23	(6, 1)	0.1		4	1	0	0	1	1	0	0	0	0	0	8	12	0.00	6.000
34 Zach McAllister, R ERA: 3.66	(6, 1)	0.2		3	1	3	0	1	0	0	0	0	0	0	8	10	0.00	1.500
51 Anthony Swarzak, R ERA: 3.38	(7, 1)	2.0		6	0	0	0	2	0	0	0	0	0	0	15	18	0.00	0.000
54 Ryan Webb, R ERA: 1.29	(9, 1)	1.0		6	2	1	1	0	2	0	0	0	1	0	7	17	9.00	4.000

PITCHER	IP	WLS	BF	H	R	ER	SO	BB	IBB	HBP	BLK	WP	HR	S	P	ERA	WHIP

BOTTOM

Minnesota Twins @ Cleveland Indians

Progressive Field, Cleveland, OH

Fri May 08 2015, 7:10 PM - 9:57 PM EDT

Att. 19,102 - Partly Cloudy - 82 F

livebaseballscorecards.com

Batter	1	2	3	4	5	6	7	8	9	AB	R	H	RBI	BB	SO	LOB
22 Jason Kipnis, L (1, 4) OBP: 0.326, SLG: 0.397	B SI 91 B SI 91 C SI 90 C SI 92 F FS 82 B SI 92 F FF 91 X SI 93 3-2 41 G3-4-3 1B		B SI 91 F SI 91 B SI 92 B SI 93 B SI 92 4-1 41 2B BB	X SI 92 0-0 ③ L7			C CU 75 B SI 93 X FS 82 1-1 ② L8		C SI 94 B SL 83 C SI 93 F SL 84 X SL 83 1-2 ③ F8 1-2	4	1	1	0	1	0	2
41 Carlos Santana, S (1, 3) OBP: 0.397, SLG: 0.400	B SI 91 X FF 90 1-0 ① G3-4-3 1-2		B CU 72 B SI 90 C SI 90 B SI 91 X SI 91 3-1 23 G6-3 8 1B 1-H 2B		B CU 72 X SI 91 1-0 ① P4		C CU 73 C SI 94 B SI 94 B SI 93 B SI 92 X SI 94 3-2 ③ G4-3			4	1	1	1	0	0	1
23 Michael Brantley, L (1, 7) OBP: 0.400, SLG: 0.535	2 SAFE B SI 91 C FS 77 B FF 90 C FF 91 B FS 80 X FS 79 3-2 ② G1-3		X SI 92 0-0 ① G6-3 2-3		C CU 73 C FS 81 F FS 83 X SI 93 0-2 ② G3			C SI 93 X SI 94 0-1 HR		4	1	1	1	0	0	2
44 Brandon Moss, L (1, 9) OBP: 0.275, SLG: 0.462	C SI 91 B FF 92 X FS 80 1-1 ③ G3-1		B SI 92 X FS 80 1-0 ② F8		C CU 72 X FS 80 0-1 ③ G4-3			C SI 94 X CH 88 0-1 ① F8		4	0	0	0	0	0	2
8 Lonnie Chisenhall, L (1, 5) OBP: 0.300, SLG: 0.391		B FF 89 X FF 90 1-0 ① G6-3	C FS 80 B SI 92 B SI 93 X SI 92 2-1 3-H 1B			C SI 93 X SI 92 0-1 ① G6-3		C SL 81 X SI 94 0-1 ② P5		4	0	1	1	0	0	0
33 Nick Swisher, S (1, 10) OBP: 0.133, SLG: 0.133		F SI 91 B SI 91 S FS 79 F FS 82 B FS 80 B SI 93 X SI 94 3-2 24 BB 1B	F SI 92 B SI 91 F SI 91 X FS 81 1-2 ③ G5-3			X SI 92 0-0 ② G6-3		B SL 82 X SI 93 1-0 ③ G4-3		4	0	1	0	0	0	1
24 Michael Bourn, L (1, 8) OBP: 0.286, SLG: 0.237		C SI 91 B FS 78 B SI 90 B SI 91 B SI 92 4-1 1-2 BB	B SI 90 B SI 90 F SI 89 X SI 91 2-1 ① F8			C SI 92 B SI 92 X SI 93 1-1 12 FC6-4 1B			B FF 95 B FF 95 B FF 94 B FF 95 4-0 7 FC4-6 BB	2	0	1	0	2	0	0
12 Brett Hayes, R (1, 2) OBP: 0.200, SLG: 0.417 7 David Murphy, L (9, PH) OBP: 0.273, SLG: 0.385		B SL 83 C SI 93 X SI 92 1-1 ② P3		B SI 90 F SI 81 F SI 92 B FS 80 X SI 93 1-2 1B		F SI 92 F SI 92 F FF 92 B FS 83 F FS 81 F SI 92 X SI 93 1-2 ③ FC6-4 1-2f			B SL 84 C FF 95 F SI 94 X SL 84 1-2 ① FC4-6 22 DI 1-2f	3 1	0 0	1 0	0 0	0 0	0 0	3 1
11 José Ramírez, S (1, 6) OBP: 0.214, SLG: 0.241 6 Zach Walters, S (9, PH)		B CU 72 X SI 93 1-0 ③ G4-3	C SI 92 C SI 91 B FS 80 X FS 81 1-2 ② F7				B SI 94 C SI 93 X SI 93 1-1 ① B1-3		C SI 94 B SI 94 S SI 94 B SI 96 B SI 94 C SI 94 3-3 ② K	3 1	0 0	0 0	0 0	0 1	0 1	3 1
Inning Stats	R: 0 E: 0 K: 0 S: 11 H: 1 LOB: 1 BB: 0 P: 19	R: 0 E: 0 K: 0 S: 9 H: 1 LOB: 2 BB: 1 P: 19	R: 2 E: 0 K: 0 S: 10 H: 2 LOB: 1 BB: 1 P: 21	R: 0 E: 0 K: 0 S: 9 H: 1 LOB: 1 BB: 0 P: 13	R: 0 E: 0 K: 0 S: 7 H: 0 LOB: 0 BB: 0 P: 8	R: 0 E: 0 K: 0 S: 11 H: 1 LOB: 1 BB: 0 P: 13	R: 0 E: 0 K: 0 S: 7 H: 0 LOB: 0 BB: 0 P: 12	R: 1 E: 0 K: 0 S: 7 H: 1 LOB: 0 BB: 0 P: 8	R: 0 E: 0 K: 1 S: 10 H: 0 LOB: 1 BB: 1 P: 19	1B: 5 2B: 1 3B: 0 HR: 1 SF: 0 SAC: 0 DP: 0 HBP: 0				WP: 0 PB: 0 SB: 0 CS: 0		PA: 37

AB	34
R	3
H	7
RBI	3
BB	3
SO	1
LOB	16

PITCHER	IP	WLS	BF	H	R	ER	SO	BB	IBB	HBP	BLK	WP	HR	S	P	ERA	WHIP
37 Mike Pelfrey, R (1, 1) ERA: 2.62	7.0	W	29	6	2	2	0	2	0	0	0	0	0	64	105	2.57	1.143
59 Michael Tonkin, R (8, 1) ERA: 6.0	1.0		4	1	1	1	0	0	0	0	0	0	1	7	8	9.00	1.000
62 J.R. Graham, R (9, 1) ERA: 1.69	1.0		4	0	0	0	1	1	0	0	0	0	0	10	19	0.00	1.000

PITCHER	IP	WLS	BF	H	R	ER	SO	BB	IBB	HBP	BLK	WP	HR	S	P	ERA	WHIP

Batter	1	2	3	4	5	6	7	8	9	AB	R	H	RBI	BB	SO	LOB
2 Brian Dozier, R (1, 4) OBP: 0.328, SLG: 0.420	C SI 80 B SL 81 B SL 80 C SL 80 F SI 84 C SI 84 2-3 K ①		X CU 72 0-0 48 1B; 19 1B; 2B	X CH 77 0-0 G5-3 ③		C SI 92 X SL 83 0-1 HR		B FC 91 C FC 91 B FC 92 B FC 92 B FC 92 4-1 48 G5-3; BB		4	2	2	1	1	1	0
48 Torii Hunter, R (1, 9) OBP: 0.333, SLG: 0.491	S SI 84 B SI 85 B SL 81 B SL 82 F SL 81 X SI 84 3-2 HR		F SL 81 F SL 81 B CH 76 B CH 76 F SL 82 F CU 72 X SL 81 2-2 19 1B; 5 1B 2-3 1B		B SL 82 C CH 76 X SL 83 1-1 7 2B; 19 G4-3 1B	C SI 91 S SL 84 B SL 83 B SI 92 X SI 93 2-2 E6; 7 G6-3		B FC 91 C FC 91 X SL 79 1-1 G5-3 ① 1-2		5	3	3	1	0	0	1
7 Joe Mauer, L (1, 3) OBP: 0.356, SLG: 0.373	S SI 83 F SL 81 B CU 73 F SI 87 X CU 72 1-2 8 1B; 1B		F SI 84 1 SAFE 1 SAFE B SI 85 S SL 81 S SI 84 1-3 K ①		B SI 84 B SI 84 B SL 81 C SI 84 F SL 81 X SI 85 3-2 19 G4-3; 5 1B 1-3 2B	C SI 91 C CH 83 X SI 92 0-2 G6-3 ②③ 1-2f		C SL 81 X FC 91 0-1 L7 ②		5	1	2	0	0	1	4
8 Kurt Suzuki, R (1, 2) OBP: 0.309, SLG: 0.333	B SL 81 C SI 84 F CH 76 X SI 85 1-2 5 FC5-4; 1-2 1B		C CH 76 B SL 82 F SL 81 1 SAFE 1 SAFE F CU 73 S CH 77 1-3 K ②		I IN 62 I IN 64 I IN 63 I IN 63 4-0 19 G4-3; IBB		B FF 93 F FF 94 X FF 94 1-1 F8 ① 1B	X FC 91 0-0 G1-4-3 ③		4	0	1	0	1	1	3
19 Kennys Vargas, S (1, 10) OBP: 0.300, SLG: 0.355	C SL 82 B SL 82 B CH 76 X CH 75 2-1 L8 ②		S SI 86 B SI 86 B CH 76 X CH 76 2-1 5 1B; 20 1B 1-2 3-H 1B		B SL 85 B SI 91 B SI 92 C SI 92 X SI 92 3-1 G4-3 ①② 1-2f 2-3 3-H		B FF 94 F FF 93 C SL 78 X FF 94 1-2 1 1B; 5 1B 1B		C FF 90 S SL 85 X SL 84 0-2 G1-3 ①	5	1	2	1	0	0	4
5 Eduardo Escobar, S (1, 5) OBP: 0.277, SLG: 0.392	C CH 76 F SL 82 B SI 85 X CU 72 1-2 FC5-4 ③ 1-2f		C SL 83 C SI 85 X SI 85 0-2 20 1B 1-2 2-H 1B		C SI 94 S SL 88 X SL 87 0-2 20 1B 3-H 1B		S FF 94 B FF 95 X FC 90 1-1 1 1B 1-2 1B		B FF 90 C FF 91 B CU 77 C SL 85 F SL 84 S SL 85 2-3 K ② 1B	5	0	3	2	0	1	2
20 Eddie Rosario, L (1, 7) OBP: 0.294, SLG: 0.500		X SL 81 0-0 G3 ① 1B	C SL 82 S SI 86 X SI 85 0-2 ③ 1-3 2-H 1B		1 SAFE C SI 94 S SI 94 X SI 95 0-2 1-2 1B		B FF 94 X FF 94 1-0 F8 ② 1B		B SL 85 X FF 90 1-0 G6-3 ③ 1B	5	0	2	1	0	0	2
1 Jordan Schafer, L (1, 8) OBP: 0.261, SLG: 0.273		C SI 83 B CU 73 X SL 81 1-1 G6-3 ② 1B		C SI 84 B SL 81 C CU 73 F SI 85 X SI 84 1-2 G6-3 ① 1B	C SI 93 S SL 86 S SL 87 0-3 K ③		B FF 94 S FF 93 C FF 93 B SL 78 X FF 94 2-2 1-2 2-3 1B			4	0	1	0	0	1	2
39 Danny Santana, S (1, 6) OBP: 0.274, SLG: 0.327		C SI 82 X CU 73 0-1 G6-3 ③ 1B		B SI 85 S SL 82 F SI 86 B SL 82 B CU 74 F SI 85 X SI 85 3-2 F9 ② 1B		C SI 90 F CH 83 X SI 91 0-2 G4-3 ① 1B	B FF 95 B FF 92 X FF 94 2-0 G4-3 ③ 1B			4	0	0	0	0	0	3
Inning Stats	R: 1 E: 0 K: 1 S: 19 H: 3 LOB: 2 BB: 0 P: 29	R: 0 E: 0 K: 0 S: 5 H: 0 LOB: 0 BB: 0 P: 6	R: 3 E: 0 K: 2 S: 21 H: 5 LOB: 2 BB: 0 P: 27	R: 0 E: 0 K: 0 S: 9 H: 0 LOB: 0 BB: 0 P: 13	R: 2 E: 0 K: 1 S: 16 H: 4 LOB: 2 BB: 1 P: 27	R: 1 E: 1 K: 0 S: 11 H: 1 LOB: 0 BB: 0 P: 13	R: 0 E: 0 K: 0 S: 12 H: 3 LOB: 3 BB: 0 P: 20	R: 0 E: 0 K: 0 S: 6 H: 0 LOB: 1 BB: 1 P: 11	R: 0 E: 0 K: 1 S: 8 H: 0 LOB: 0 BB: 0 P: 11	1B: 12 2B: 2 3B: 0 HR: 2 SF: 0 SAC: 0 DP: 2 HBP: 0						

PITCHER		IP	WLS	BF	H	R	ER	SO	BB	IBB	HBP	BLK	WP	HR	S	P	ERA	WHIP
52 Bruce Chen, L ERA: 13.5	(1, 1)	4.0	L	22	10	6	6	3	0	1	0	0	0	1	59	88	13.50	2.500
35 Marc Rzepczynski, L ERA: 4.15	(5, 1)	1.0		4	2	0	0	1	0	0	0	0	0	0	11	14	0.00	2.000
54 Ryan Webb, R ERA: 2.25	(6, 1)	1.0		4	1	1	1	0	0	0	0	0	0	1	11	13	9.00	1.000
50 Nick Hagadone, L ERA: 4.76	(7, 1)	1.0		6	3	0	0	0	0	0	0	0	0	0	12	20	0.00	3.000
27 Bryan Shaw, R ERA: 2.7	(8, 1)	1.0		4	0	0	0	0	1	0	0	0	0	0	6	11	0.00	1.000

PITCHER		IP	WLS	BF	H	R	ER	SO	BB	IBB	HBP	BLK	WP	HR	S	P	ERA	WHIP
48 Scott Atchison, R ERA: 4.22	(9, 1)	1.0		3	0	0	0	1	0	0	0	0	0	0	8	11	0.00	0.000

TOP

Minnesota Twins @ Cleveland Indians

Progressive Field, Cleveland, OH

Sat May 09 2015, 4:11 PM - 7:12 PM EDT

Att. 16,199 - Partly Cloudy - 88 F

livebaseballscorecards.com

AB	41
R	7
H	16
RBI	6
BB	2
SO	5
LOB	21

WP	0
PB	0
SB	0
CS	0
PA	43

BOTTOM

Minnesota Twins @ Cleveland Indians

Progressive Field, Cleveland, OH

Sat May 09 2015, 4:11 PM - 7:12 PM EDT

Att. 16,199 - Partly Cloudy - 88 F

livebaseballscorecards.com

Batter	1	2	3	4	5	6	7	8	9	AB	R	H	RBI	BB	SO	LOB
22 Jason Kipnis, L (1, 4) OBP: 0.336, SLG: 0.405	B FF 90 X FF 91 1-0 ① L7		B KC 75 C SI 92 F KC 77 F FF 92 X FF 92 1-2 ② G4-3			C FF 90 B KC 77 X FF 90 1-1 41 G4-3; 23 E; 1B	B KC 74 C KC 76 X SI 91 1-1 44 S; 23 S; 1B		B FF 94 X FF 92 1-0 23 1B; 1B	5	1	3	0	0	0	0
41 Carlos Santana, S (1, 3) OBP: 0.381, SLG: 0.380	C FF 91 B FF 92 X SI 91 1-1 ② F8		C KC 77 B FF 92 B FF 92 F FF 92 F KC 78 B FC 90 X FF 94 3-2 ③ F8			F SI 90 F FF 91 B FC 88 F FC 89 B FF 92 X SI 91 2-2 ① G4-3 1-2	B SI 92 X SI 92 1-0 ② P4		B FF 94 F FF 93 X FF 93 1-1 ① F7	5	0	0	0	0	0	3
23 Michael Brantley, L (1, 7) OBP: 0.410, SLG: 0.533	B FF 91 X SI 91 1-0 ③ G3			X FF 91 0-0 ① F9		B SI 90 X SI 91 1-0 E7; 44 1B 2-H 1B	S SL 82 B SL 81 D SL 82 B SL 81 C SI 93 B FF 93 4-2 44 BB 1-2 BB		C SL 82 X SI 93 0-1 44 DI 1-3 1B	4	0	2	1	1	0	0
44 Brandon Moss, L (1, 9) OBP: 0.280, SLG: 0.453		C FF 92 X FF 91 0-1 ① G4-3		C FF 91 F FF 91 B KC 76 X KC 77 1-2 ② G3-1		B FF 92 X FF 92 1-0 ② 2-H 1B	C SL 80 C SI 93 D SL 81 D SL 80 B SL 82 F FF 92 F SL 81 F FF 92 F FF 93 4-2 D SL 80 1-2 2-3 BB		C FF 94 D SL 82 S SL 82 C FF 94 1-3 ② 1-2 K	4	0	1	0	1	1	2
8 Lonnie Chisenhall, L (1, 5) OBP: 0.288, SLG: 0.375 9 Ryan Raburn, R (9, PH) OBP: 0.385, SLG: 0.583		B FF 92 X FF 92 1-0 ② P5		C KC 76 X FF 92 0-1 ③ P4		C KC 76 F FF 92 B FF 92 B FC 89 F FF 92 X FC 88 2-2 ③ F7	B SL 82 C FF 90 S SL 82 X SL 80 1-2 ③ F8		B FF 93 X SL 81 1-0 ③ P4	4 1	0 0	0 0	0 0	0 0	0 0	4 2
33 Nick Swisher, S (1, 10) OBP: 0.316, SLG: 0.368		L FF 92 C SI 92 B FC 89 X FC 90 1-2 24 1B; 1B			B FF 90 X FF 90 1-0 24 FC3-6; 1B		C SI 89 C KC 76 X FC 88 0-2 24 2B; 2B	B FF 90 C CH 81 X FF 90 1-1 1B		4	1	4	0	0	0	0
24 Michael Bourn, L (1, 8) OBP: 0.294, SLG: 0.258		F FF 92 F FF 92 B KC 78 X FF 92 1-2 1-2 1B			X FF 91 0-0 ① FC3-6 1-2f		B FF 91 X SI 90 1-0 7 HR 2-H 2B	C SL 81 B FF 90 S SL 80 S SL 80 1-3 ① K		4	1	2	1	0	1	2
55 Roberto Pérez, R (1, 2) OBP: 0.290, SLG: 0.373 7 David Murphy, L (7, PH) OBP: 0.286, SLG: 0.453 12 Brett Hayes, R (8, 2) OBP: 0.192, SLG: 0.400		C KC 77 B FF 92 B KC 79 X FC 89 2-1 ③ G6-3			C FF 92 S FC 88 C KC 78 0-3 ② K		B FF 92 C FF 91 X FF 91 1-1 2-H HR	B FF 90 C FF 90 B FF 90 F SL 81 X SL 81 2-2 ② F7		2 1 1	0 1 0	0 1 0	0 2 0	0 0 0	1 0 0	3 0 1
11 José Ramírez, S (1, 6) OBP: 0.209, SLG: 0.235 6 Zach Walters, S (7, PH) (8, 6)			B FF 91 B FF 91 C FF 90 F FF 91 S FC 88 2-3 ① K		C FF 91 1 SAFE B FF 90 B FF 91 F SI 89 S FC 88 2-3 ③ K		F FF 91 B FF 92 B KC 77 S FF 91 F FF 92 S FF 92 2-3 ① K	S SL 81 S SL 80 F SL 80 B FF 90 S SL 80 1-3 ③ K		2 2	0 0	0 0	0 0	0 0	2 2	1 1

Inning Stats																					
	R: 0	H: 0	R: 0	H: 2	R: 0	H: 0	R: 0	H: 0	R: 0	H: 1	R: 1	H: 3	R: 3	H: 4	R: 0	H: 1	R: 0	H: 2	1B: 10	SF: 0	WP: 0	PA: 41
	E: 0	LOB: 0	E: 0	LOB: 2	E: 0	LOB: 0	E: 0	LOB: 0	E: 0	LOB: 1	E: 1	LOB: 1	E: 0	LOB: 3	E: 0	LOB: 1	E: 0	LOB: 2	2B: 2	SAC: 0	PB: 0	
	K: 0	BB: 0	K: 0	BB: 0	K: 1	BB: 0	K: 0	BB: 0	K: 2	BB: 0	K: 0	BB: 0	K: 1	BB: 2	K: 2	BB: 0	K: 1	BB: 0	3B: 0	DP: 0	SB: 2	
	S: 4	P: 7	S: 11	P: 16	S: 11	P: 17	S: 6	P: 7	S: 8	P: 11	S: 12	P: 19	S: 24	P: 39	S: 12	P: 17	S: 9	P: 13	HR: 1	HBP: 0	CS: 0	

PITCHER		IP	WLS	BF	H	R	ER	SO	BB	IBB	HBP	BLK	WP	HR	S	P	ERA	WHIP
45 Phil Hughes, R ERA: 5.11	(1, 1)	6.1	W	28	10	4	4	4	0	0	0	0	0	1	64	94	5.68	1.579
52 Brian Duensing, L ERA: 4.5	(7, 1)	0.1	H	3	0	0	0	0	2	0	0	0	0	0	9	18	0.00	6.000
64 Aaron Thompson, L ERA: 2.18	(7, 1)	1.1	H	5	1	0	0	2	0	0	0	0	0	0	15	21	0.00	0.750
15 Glen Perkins, L ERA: 1.26	(9, 1)	1.0	S	5	2	0	0	1	0	0	0	0	0	0	9	13	0.00	2.000

PITCHER	IP	WLS	BF	H	R	ER	SO	BB	IBB	HBP	BLK	WP	HR	S	P	ERA	WHIP

AB	39
R	4
H	13
RBI	4
BB	2
SO	7
LOB	19

Batter	1	2	3	4	5	6	7	8	9	AB	R	H	RBI	BB	SO	LOB
2 Brian Dozier, R (1, 4) OBP: 0.326, SLG: 0.439	B FF 93 F FF 94 F SI 95 X FF 95 1-2 HR		S CH 86 X CH 88 0-1 ③ P6			B FF 95 B FF 96 T FF 94 F FF 96 F CH 86 S CH 87 2-3 ③ K			C KC 84 C FF 95 B KC 86 F KC 85 B FF 94 F KC 86 F FF 94 B KC 85 S FF 94 3-3 ② K	4	1	1	1	0	2	0
48 Torii Hunter, R (1, 10) OBP: 0.331, SLG: 0.478	C FF 94 X FF 95 0-1 ① P5			C CU 78 S SL 84 B FF 95 F CH 86 X CH 87 1-2 ① L8			B SL 85 F FF 93 F FF 95 B SL 86 B SL 85 X FF 97 3-2 ① G6-3		C FF 95 B KC 85 F FF 95 B FF 94 B KC 86 F 95 B FF 95 4-2 7 DI 7 1B BB	3	1	0	0	1	0	0
7 Joe Mauer, L (1, 3) OBP: 0.353, SLG: 0.369	C FF 93 X CH 85 0-1 ② F7			B FF 94 C CH 85 C CU 81 S CH 88 1-3 ② K			C FF 94 B SI 93 B FF 93 F FF 95 F CH 86 F FF 97 X CH 86 2-2 ② G3-1		B FF 95 C FF 94 X FF 96 1-1 1-H 1B	4	0	1	1	0	1	0
8 Kurt Suzuki, R (1, 2) OBP: 0.302, SLG: 0.326 12 Chris Herrmann, L (7, PH) OBP: 0.233, SLG: 0.286 (7, 2)	B FF 93 C SL 85 B FF 94 S FF 94 S CH 86 2-3 ③ K			B FF 96 B SL 84 F FF 95 F SL 85 F CH 88 B CH 87 F CH 87 F CH 87 X CH 88 3-2 ③ F8			S FF 95 X CH 85 0-1 ③ P5		S FF 96 S KC 87 B KC 85 S KC 86 1-3 ③ K	2 2	0 0	0 0	0 0	0 0	1 1	0 1
5 Eduardo Escobar, S (1, 7) OBP: 0.279, SLG: 0.383		B SI 92 B CH 84 C FF 94 S CH 85 F FF 96 S CH 84 2-3 ① K			C FF 92 S CU 80 B CH 83 S CH 84 1-3 ① K			T FF 93 B FF 94 B FF 93 F FF 93 B FF 94 B FF 93 4-2 BB		2	0	0	0	1	2	0
20 Eddie Rosario, L (1, 9) OBP: 0.250, SLG: 0.421		S FF 94 X CH 86 0-1 ② G1-3			C FF 93 C FF 94 F CH 85 S SI 94 0-3 ② K			C FF 93 B FF 94 S SI 95 F FF 96 F FF 94 S CU 82 1-3 ① K		3	0	0	0	0	2	1
17 Doug Bernier, R (1, 5)		B FF 94 C FF 96 B FF 96 B FF 96 F FF 96 F FF 97 S SL 87 3-3 ③ K			C FF 94 F CH 85 B FF 95 B SL 86 F CH 86 C SL 86 2-3 ③ K			B FF 95 F FF 95 B FC 88 C FF 95 C FF 95 2-3 ② K		3	0	0	0	0	3	1
1 Jordan Schafer, L (1, 8) OBP: 0.250, SLG: 0.261			B CU 76 C FF 93 F CH 85 S CH 86 1-3 ① K			B CH 90 F FF 92 L FF 93 B FF 95 B CH 84 S FF 95 3-3 ① K		F CU 80 B SI 96 F SI 95 C FF 95 1-3 ③ K		3	0	0	0	0	3	1
39 Danny Santana, S (1, 6) OBP: 0.267, SLG: 0.319			B SL 84 B FF 95 C FF 93 X CH 84 2-1 ② G3			B CU 76 B SL 81 C FF 93 F FF 95 S SL 85 2-3 ② K			C FF 93 X FF 94 0-1 ① G1-3	3	0	0	0	0	1	0
Inning Stats	R: 1 E: 0 K: 1 S: 10 H: 1 LOB: 0 BB: 0 P: 13	R: 0 E: 0 K: 2 S: 10 H: 0 LOB: 0 BB: 0 P: 15	R: 0 E: 0 K: 1 S: 7 H: 0 LOB: 0 BB: 0 P: 10	R: 0 E: 0 K: 1 S: 13 H: 0 LOB: 0 BB: 0 P: 18	R: 0 E: 0 K: 3 S: 11 H: 0 LOB: 0 BB: 0 P: 14	R: 0 E: 0 K: 3 S: 10 H: 0 LOB: 0 BB: 0 P: 17	R: 0 E: 0 K: 0 S: 10 H: 0 LOB: 0 BB: 0 P: 15	R: 0 E: 0 K: 3 S: 13 H: 0 LOB: 1 BB: 1 P: 21	R: 1 E: 0 K: 2 S: 16 H: 1 LOB: 1 BB: 1 P: 25	1B: 1 2B: 0 3B: 0 HR: 1	SF: 0 SAC: 0 DP: 0 HBP: 0		WP: 0 PB: 0 SB: 0 CS: 0	PA: 31		

PITCHER		IP	WLS	BF	H	R	ER	SO	BB	IBB	HBP	BLK	WP	HR	S	P	ERA	WHIP
31 Danny Salazar, R ERA: 3.27	(1, 1)	7.0	W	22	1	1	1	11	0	0	0	0	0	1	71	102	1.29	0.143
34 Zach McAllister, R ERA: 3.48	(8, 1)	1.0		4	0	0	0	3	1	0	0	0	0	0	13	21	0.00	1.000
37 Cody Allen, R ERA: 9.0	(9, 1)	1.0		5	1	1	1	2	1	0	0	0	0	0	16	25	9.00	2.000

PITCHER	IP	WLS	BF	H	R	ER	SO	BB	IBB	HBP	BLK	WP	HR	S	P	ERA	WHIP

TOP

Minnesota Twins @ Cleveland Indians

Progressive Field, Cleveland, OH

Sun May 10 2015, 1:12 PM - 3:49 PM EDT

Att. 13,769 - Partly Cloudy - 83 F

livebaseballscorecards.com

AB	29
R	2
H	2
RBI	2
BB	2
SO	16
LOB	4

Batter	1	2	3	4	5	6	7	8	9	AB	R	H	RBI	BB	SO	LOB
22 Jason Kipnis, L (1, 4) OBP: 0.345, SLG: 0.437	C FF 91 B CU 72 X FF 90 1-1 41 E 2B	F SI 91 F FF 92 X SI 94 0-2 ② FC6-4 41 S 1-2f		B CU 74 X CH 82 1-0 41 1B 3B 1-H	B SI 93 B FF 93 C SL 88 X CU 81 2-1 23 CS 1B 1-3 2-H		C SI 94 X SL 82 0-1 ③ G3			5	2	3	2	0	0	2
41 Carlos Santana, S (1, 3) OBP: 0.382, SLG: 0.385	B FF 91 F FF 90 F FF 92 B CH 83 X SI 92 2-2 E9 7 1B 1B 2-H	D SI 91 1 SAFE 1 SAFE C CU 74 F FF 92 S CH 84 1-3 ③ K 1-2		C CU 74 B FF 94 S CH 86 F CH 86 X FF 94 1-2 23 1B 8 HR 1B 3-H	B SI 93 1 SAFE X FF 93 1-0 ② SF9 3-H			C SL 83 X FF 95 0-1 ① L6		4	1	2	3	0	1	1
23 Michael Brantley, L (1, 7) OBP: 0.410, SLG: 0.521 9 Ryan Raburn, R (9, 7) OBP: 0.385, SLG: 0.583	B CH 82 D CH 82 B SI 91 C FF 90 C FF 92 B CH 85 4-2 7 1B BB		F SI 90 X CH 85 0-1 ① F9	B CU 74 F FF 91 B FF 92 X CU 73 2-1 8 S 8 HR 1B 1-3	C CU 81 0-1 ③ CS 1-2	X SI 92 0-0 ① G4-3		C SI 94 X SL 84 0-1 ② G4-3		4 0	1 0	1 0	0 0	1 0	0 0	0 0
8 Lonnie Chisenhall, L (1, 5) OBP: 0.284, SLG: 0.396	X CH 82 0-0 ① F9		B SI 92 B SI 91 F SI 90 X SI 92 2-1 ② L7	C CU 74 B FF 90 S FF 90 B CH 84 X FF 93 2-2 1-H 3-H HR		C FF 93 C CU 79 F CU 83 C CU 81 0-3 ② K		C FF 95 X SI 93 0-1 ③ G6-3		5	1	1	3	0	1	2
7 David Murphy, L (1, 9) OBP: 0.333, SLG: 0.509	B FF 92 C SI 91 X CU 75 1-1 1-2 2-3 1B		C CU 76 F CH 84 X FF 94 0-2 1B	C CH 83 X CH 84 0-1 1B		X SI 92 0-0 2B				4	0	4	0	0	0	0
33 Nick Swisher, S (1, 10) OBP: 0.261, SLG: 0.304	C SI 92 S FF 92 C CH 85 0-3 ② K		B SI 91 S CH 82 L FF 91 1 SAFE X CH 83 1-2 ③ G3	S SI 93 S SI 94 S CH 86 0-3 ③ K		C CU 79 X CU 80 0-1 ③ L4				4	0	0	0	0	2	6
24 Michael Bourn, L (1, 8) OBP: 0.301, SLG: 0.267	B CU 75 X SI 91 1-0 ③ F8			B SI 88 C CH 81 X CU 75 1-1 ① F7	B SL 88 B CH 90 X SL 91 2-0 22 WP 55 BB 22 1B 1B		X SI 94 0-0 55 FC6-4 1B			4	1	2	0	0	0	3
55 Roberto Pérez, R (1, 2) OBP: 0.318, SLG: 0.365		C FF 92 B SL 84 S FF 93 F FF 94 B CU 77 B SI 93 B FF 93 4-2 22 FC6-4 BB		B SL 82 C FF 90 S FF 91 B FF 93 F FF 91 B FF 92 B SL 83 4-2 22 3B BB	B FF 93 C SL 86 B SL 86 1 SAFE B FF 94 B FF 92 4-1 22 1B 22 WP 41 SF9 1-2 BB		C SI 94 F SL 83 B SI 95 D SL 82 F SI 94 B SI 94 X SI 92 3-2 ① FC6-4 1-2f		1	2	0	0	3	0	1
6 Zach Walters, S (1, 6)		B FF 94 F CH 83 F SI 91 F SI 93 S SI 92 1-3 ① K		B CU 74 B FF 91 X SI 91 2-0 ② F7	F SI 92 X CU 80 0-1 ① F7		C SL 83 F SI 94 B SL 82 C SL 82 1-3 ② K			4	0	0	0	0	2	5
Inning Stats	R: 1 E: 1 K: 1 S: 14 H: 3 LOB: 3 BB: 1 P: 23	R: 0 E: 0 K: 2 S: 13 H: 0 LOB: 1 BB: 1 P: 19	R: 0 E: 0 K: 0 S: 10 H: 1 LOB: 1 BB: 0 P: 13	R: 5 E: 0 K: 1 S: 21 H: 5 LOB: 1 BB: 1 P: 34	R: 2 E: 0 K: 0 S: 8 H: 2 LOB: 0 BB: 1 P: 17	R: 0 E: 0 K: 1 S: 8 H: 1 LOB: 1 BB: 0 P: 8	R: 0 E: 0 K: 1 S: 10 H: 1 LOB: 1 BB: 0 P: 14	R: 0 E: 0 K: 0 S: 6 H: 0 LOB: 0 BB: 0 P: 6		1B: 9 2B: 2 3B: 1 HR: 1 SF: 1 SAC: 0 DP: 0 HBP: 0				WP: 1 PB: 0 SB: 2 CS: 1 PA: 41		

BOTTOM

Minnesota Twins @ Cleveland Indians

Progressive Field, Cleveland, OH

Sun May 10 2015, 1:12 PM - 3:49 PM EDT

Att. 13,769 - Partly Cloudy - 83 F

livebaseballscorecards.com

AB	35
R	8
H	13
RBI	8
BB	4
SO	6
LOB	20

PITCHER		IP	WLS	BF	H	R	ER	SO	BB	IBB	HBP	BLK	WP	HR	S	P	ERA	WHIP
65 Trevor May, R ERA: 5.4	(1, 1)	4.0	L	24	9	6	6	4	3	0	0	0	0	1	58	89	13.50	3.000
57 Ryan Pressly, R ERA: 2.7	(5, 1)	2.0		9	3	2	2	1	1	0	0	0	1	0	16	25	9.00	2.000
59 Michael Tonkin, R ERA: 4.5	(7, 1)	1.0		4	1	0	0	1	0	0	0	0	0	0	10	14	0.00	1.000
62 J.R. Graham, R ERA: 1.54	(8, 1)	1.0		3	0	0	0	0	0	0	0	0	0	0	6	6	0.00	0.000

PITCHER	IP	WLS	BF	H	R	ER	SO	BB	IBB	HBP	BLK	WP	HR	S	P	ERA	WHIP

St. Louis Cardinals @ Cleveland Indians

Progressive Field, Cleveland, OH

Tue May 12 2015, 6:12 PM - 9:41 PM EDT

Att. 12,615 - Overcast - 57 F

livebaseballscorecards.com

Batter	1	2	3	4	5	6	7	8	9	AB	R	H	RBI	BB	SO	LOB
16 Kolten Wong, L (1, 4) OBP: 0.365, SLG: 0.496	C SI 94 B CH 89 S CH 88 B SI 97 S CH 89 2-3 K ①		B CH 87 C SI 94 S CH 89 X CH 89 1-2 G4-3 ①		X SI 92 0-0 B1 ①		B SI 93 X CH 85 1-0 F9 ① B FF 93 F FF 92 F FF 93 C SL 76 1-3 K ②			5	0	0	0	0	2	4
13 Matt Carpenter, L (1, 5) OBP: 0.403, SLG: 0.619	C SI 96 B SI 96 T CH 88 B SI 96 B SI 97 X FF 96 3-2 G5-3 ②		C SI 94 C CU 84 B CH 90 X CH 90 1-2 G6-3 ②		D CH 87 S CH 86 T SI 94 C CH 88 1-3 K ②		C CH 87 B SL 86 B SL 88 F CH 87 F SI 94 F CU 83 X CH 88 2-2 27 2B 2B	C FF 94 D FC 86 B FF 93 X FF 93 2-1 7 HR 1-3 2-H 1B		5	2	2	1	0	1	2
7 Matt Holliday, R (1, 7) OBP: 0.462, SLG: 0.495	B FF 96 B FF 96 F FF 96 S SI 94 S SL 90 2-3 K ③		B SI 94 S SL 89 X SI 96 1-1 E3		X SI 93 0-0 1-3 2-H 1B		B SI 95 F SI 94 F SI 93 S CH 89 1-3 K ② B SL 83 X SL 83 1-0 1-H 3-H HR			5	1	2	4	0	2	1
27 Jhonny Peralta, R (1, 6) OBP: 0.343, SLG: 0.464		X SI 94 0-0 22 G4-3 4 1B 12 1B 1B	C CH 88 F SI 94 B SL 86 X FF 93 1-2 P4 ③		X SI 95 0-0 G6-3 ③		F SL 88 B SI 95 B SL 89 X CH 90 2-1 32 1B 2-H 2B	X FF 88 0-0 G5-3 ③		5	1	2	1	0	0	3
32 Matt Adams, L (1, 3) OBP: 0.284, SLG: 0.379		F SI 95 F CH 89 B SI 96 S FF 96 1-3 K ①	C CH 85 B SI 93 F SI 94 S CH 89 1-3 K2-3 ①			B SI 92 X CH 85 1-0 G6-3 ① C SL 84 S SL 86 D SL 85 B SI 94 X SL 86 2-2 4 S 2-3 1B			F SI 91 X CH 85 0-1 G4-3 ①	5	0	1	0	0	2	1
4 Yadier Molina, R (1, 2) OBP: 0.325, SLG: 0.343 48 Tony Cruz, R (9, PH) OBP: 0.304, SLG: 0.333 (9, 2)		C SI 94 B SL 88 F SI 94 X SL 89 1-2 22 G4-3 12 1B 1-2 1B	F FF 95 C CU 85 B FF 96 S CU 85 1-3 K ②			T FF 94 X CU 82 0-1 12 1B 1B	C FC 89 F SL 77 F FC 90 B FC 88 X SL 82 1-2 G5-3 ③ 1-2		F SI 91 X SI 91 0-1 G6-3 ②	4 1	1 0	2 0	0 0	1 0	2 0	2 0
22 Jason Heyward, L (1, 9) OBP: 0.308, SLG: 0.358		B SI 95 B SI 94 X SI 96 2-0 G4-3 ② 1-2 2-3	F SI 95 C SI 94 F CH 90 X SL 89 0-2 P5 ③			X SI 92 0-0 F7 ②		F FC 89 B FC 90 F FC 90 F SL 79 B CH 85 B SL 92 B FC 91 4-2 8 E 13 1B BB	C CH 84 F CH 84 C SI 92 0-3 K ③	4	1	0	0	1	1	3
12 Mark Reynolds, R (1, 10) OBP: 0.352, SLG: 0.435		C SI 96 B CH 90 F FF 94 B FF 96 D FF 91 X CH 89 3-2 2-H 3-H 1B			X SI 94 0-0 8 7 1B 1B	F SI 94 C SI 94 F SI 94 B CH 89 D CH 88 F FF 95 X CH 89 2-2 8 FC6-4 1-2 1B		1 SAFE 1 SAFE C FC 90 D SL 79 1 SAFE 1 SAFE S FC 90 1 SAFE S FC 92 1-3 K ①		4	1	3	2	0	1	1
8 Peter Bourjos, R (1, 8) OBP: 0.396, SLG: 0.500		X SI 95 0-0 G3 ③			F SI 94 B SL 88 1 SAFE S SI 94 X SI 93 1-2 7 1B 1-2 1B	X CH 88 0-0 FC6-4 ③ 1-2f		1 SAFE X FC 90 0-0 FC1 13 1B 7 HR 1-2		4	1	1	0	0	0	4
Inning Stats	R: 0 E: 0 K: 2 S: 9 H: 0 LOB: 0 BB: 0 P: 16	R: 2 E: 0 K: 1 S: 12 H: 3 LOB: 1 BB: 0 P: 19	R: 0 E: 1 K: 0 S: 11 H: 0 LOB: 1 BB: 0 P: 15	R: 0 E: 0 K: 2 S: 10 H: 0 LOB: 0 BB: 0 P: 12	R: 1 E: 0 K: 1 S: 10 H: 3 LOB: 2 BB: 0 P: 12	R: 0 E: 0 K: 0 S: 10 H: 2 LOB: 2 BB: 0 P: 13	R: 1 E: 0 K: 1 S: 18 H: 3 LOB: 2 BB: 0 P: 27	R: 4 E: 1 K: 2 S: 14 H: 2 LOB: 0 BB: 1 P: 23	R: 0 E: 0 K: 1 S: 7 H: 0 LOB: 0 BB: 0 P: 7	1B: 10 2B: 2 3B: 0 HR: 1 SF: 0 SAC: 0 DP: 0 HBP: 0						

	AB	42
	R	8
	H	13
	RBI	8
	BB	1
	SO	10
	LOB	21

WP: 0 PB: 0 SB: 1 CS: 0 PA: 43

PITCHER		IP	WLS	BF	H	R	ER	SO	BB	IBB	HBP	BLK	WP	HR	S	P	ERA	WHIP
59 Carlos Carrasco, R ERA: 4.84	(1, 1)	6.2	L	31	10	4	4	7	0	0	0	0	0	0	73	104	5.40	1.500
35 Marc Rzepczynski, L ERA: 4.15	(7, 1)	0.0		1	1	0	0	0	0	0	0	0	0	0	3	5	∞	∞
27 Bryan Shaw, R ERA: 2.53	(7, 1)	0.2		4	0	2	2	1	1	0	0	0	0	0	11	17	27.00	1.500
50 Nick Hagadone, L ERA: 5.4	(8, 1)	0.1		2	1	0	0	1	0	0	0	0	0	0	5	8	0.00	3.000
48 Scott Atchison, R ERA: 4.91	(8, 1)	0.1		2	1	2	0	0	0	0	0	0	0	1	2	3	0.00	3.000

PITCHER		IP	WLS	BF	H	R	ER	SO	BB	IBB	HBP	BLK	WP	HR	S	P	ERA	WHIP
54 Ryan Webb, R ERA: 2.0	(9, 1)	1.0		3	0	0	0	1	0	0	0	0	0	0	7	7	0.00	0.000

Batter	1	2	3	4	5	6	7	8	9	AB	R	H	RBI	BB	SO	LOB
22 Jason Kipnis, L (1, 4) OBP: 0.361, SLG: 0.462	C FA 89 B CH 86 B FF 90 X FF 91 2-1 ① G4-3		C CU 76 X CU 78 0-1 44 WP 2B		B SI 87 B SI 88 B SI 89 C FF 91 B SI 88 4-1 41 1B 1-2 BB		C FF 89 B FF 90 C FF 89 1 SAFE X FF 90 1-2 23 2B 1-H 2B		X FF 88 0-0 9 DI 1B	4	1	3	1	1	0	0
41 Carlos Santana, S (1, 3) OBP: 0.382, SLG: 0.385	B SI 88 X SI 89 1-0 23 1B 1B		C FF 93 B FF 92 B SI 90 F FF 92 C FF 93 2-3 ② K		C FF 89 B SL 84 B SI 89 X SI 90 2-1 1-2 2-3 1B		B FF 91 F SL 85 F SL 85 S FF 90 1-3 ① K		S FF 89 S FF 90 F CH 80 T FF 90 0-2 ① K	5	0	2	0	0	3	3
23 Michael Brantley, L (1, 8) OBP: 0.418, SLG: 0.531	C FF 91 X SI 89 0-1 1-2 1B		C SI 89 B FF 92 B FF 90 B FF 90 B SI 91 4-1 44 WP BB		B FF 91 B FF 91 B FF 91 C SI 88 C FF 90 S FF 90 3-3 ② K		B SI 83 X SI 83 1-0 9 2B 2-H 2B		C CH 81 X FF 91 0-1 ② F7	4	1	2	1	1	1	4
44 Brandon Moss, L (1, 9) OBP: 0.273, SLG: 0.439 9 Ryan Raburn, R (7, PH) OBP: 0.389, SLG: 0.600 (8, 9)	T FF 91 B FF 92 F SL 88 B FF 93 B FF 92 S FF 94 3-3 ② K		B CU 78 B FF 93 C FF 92 C FF 93 B FF 93 S FF 93 3-3 ③ K 1-2 2-3		B FF 92 F FF 92 F FF 93 B FF 93 S FF 92 2-3 ③ K		C FF 91 S FF 91 D FF 91 B CH 84 X CH 83 2-2 2-H 2B		F FF 90 F SL 81 B CH 81 B CH 80 F CH 81 B FF 91 T FF 89 3-2 ③ K 1-2	3 2	0 0	0 1	0 1	0 0	3 1	7 1
33 Nick Swisher, S (1, 10) OBP: 0.259, SLG: 0.269	B FF 91 S SL 86 C FF 91 B SL 88 B FF 93 S FF 92 3-3 ③ K			F CH 83 B SI 88 C SL 85 B FF 91 B FF 91 X FF 91 3-2 ① P4		F CU 74 S CU 77 B SL 85 B FF 90 B FF 91 B FF 90 4-2 8 FC3-6 BB	B FF 92 C FF 92 B FF 92 X FF 92 2-1 ② P4			3	0	0	0	1	1	3
7 David Murphy, L (1, 7) OBP: 0.313, SLG: 0.475		C CU 74 C SL 83 B FF 90 F FF 91 F FF 91 X FF 93 1-2 ① G1-3		C FF 91 X FF 90 0-1 ② F8		C FF 90 1 SAFE S FF 90 X FF 90 0-2 ① F7	B FF 93 D FF 93 B FF 92 X FF 92 3-0 ③ G3			4	0	0	0	0	0	2
8 Lonnie Chisenhall, L (1, 5) OBP: 0.274, SLG: 0.381		F SI 88 B FF 92 F FF 89 S SL 86 1-3 ② K		B FF 92 C SL 86 B SI 88 X SI 89 2-1 ③ G6-3		F FF 89 B FF 90 F FF 88 B SL 85 B FF 91 F FF 90 X FF 90 3-2 ② FC3-6 1-2f		B FF 91 C FF 93 T FF 93 S CU 78 1-3 ① K		4	0	0	0	0	2	1
55 Roberto Pérez, R (1, 2) OBP: 0.300, SLG: 0.339		C FF 92 X CU 78 0-1 ③ G6-3			C FF 89 B SI 87 C FF 90 F FF 91 F FF 92 S SL 87 1-3 ① K	S SL 84 B FF 92 B FF 92 F FF 91 C SI 88 2-3 ③ K		B FF 88 B FF 88 B FF 87 C FF 87 X FF 88 3-1 ② G1-3		4	0	0	0	0	2	1
11 José Ramírez, S (1, 6) OBP: 0.222, SLG: 0.238			C SI 87 L FF 90 B FF 92 X FF 92 1-2 ① G4-3		B CU 77 C SI 88 B FF 91 B FF 89 B FF 90 4-1 41 1B 22 BB BB		C FF 88 C FF 89 B FF 90 X FF 90 1-2 22 2B 1B		B FF 88 C FF 87 C CH 78 F CH 80 S CH 78 1-3 ③ K	3	1	1	0	1	1	0
Inning Stats	R: 0 E: 0 K: 2 S: 11 H: 2 LOB: 2 BB: 0 P: 20	R: 0 E: 0 K: 1 S: 10 H: 0 LOB: 0 BB: 0 P: 12	R: 0 E: 0 K: 2 S: 12 H: 1 LOB: 2 BB: 1 P: 22	R: 0 E: 0 K: 0 S: 7 H: 0 LOB: 0 BB: 0 P: 12	R: 0 E: 0 K: 3 S: 15 H: 1 LOB: 3 BB: 2 P: 31	R: 0 E: 0 K: 1 S: 12 H: 0 LOB: 1 BB: 1 P: 21	R: 3 E: 0 K: 1 S: 16 H: 4 LOB: 1 BB: 0 P: 27	R: 0 E: 0 K: 2 S: 9 H: 0 LOB: 0 BB: 0 P: 14	R: 0 E: 0 K: 2 S: 11 H: 1 LOB: 1 BB: 0 P: 14	1B: 5 2B: 4 3B: 0 HR: 0 SF: 0 SAC: 0 DP: 0 HBP: 0						WP: 1 PB: 0 SB: 0 CS: 0 PA: 40	

BOTTOM

St. Louis Cardinals @ Cleveland Indians

Progressive Field, Cleveland, OH

Tue May 12 2015, 6:12 PM - 9:41 PM EDT

Att. 12,615 - Overcast - 57 F

livebaseballscorecards.com

AB	36
R	3
H	9
RBI	3
BB	4
SO	14
LOB	22

PITCHER		IP	WLS	BF	H	R	ER	SO	BB	IBB	HBP	BLK	WP	HR	S	P	ERA	WHIP
31 Lance Lynn, R ERA: 3.27	(1, 1)	6.0	W	26	4	0	0	9	4	0	0	0	1	0	67	118	0.00	1.333
37 Matt Belisle, R ERA: 3.14	(7, 1)	0.1		3	2	2	2	1	0	0	0	0	0	0	9	12	54.00	6.000
36 Randy Choate, L ERA: 5.06	(7, 1)	0.0		1	1	0	0	0	0	0	0	0	0	0	1	2	∞	∞
46 Kevin Siegrist, L ERA: 1.23	(7, 1)	1.0	H	4	1	1	1	1	0	0	0	0	0	0	9	17	9.00	1.000
63 Miguel Socolovich, R ERA:	(8, 1)	1.2		6	1	0	0	3	0	0	0	0	0	0	17	24	0.00	0.600

PITCHER	IP	WLS	BF	H	R	ER	SO	BB	IBB	HBP	BLK	WP	HR	S	P	ERA	WHIP

Batter	1	2	3	4	5	6	7	8	9	AB	R	H	RBI	BB	SO	LOB
16 Kolten Wong, L (1, 4) OBP: 0.354, SLG: 0.479	B SI 92 F SI 93 B CH 85 F SI 94 S FF 94 2-3 ① K		C CU 82 C CU 82 B SI 95 F FF 94 B SL 91 C CU 84 2-3 ③ K			X SI 93 0-0 ③ G6-3			B FF 96 C FF 95 S KC 86 B KC 84 X FF 95 2-2 ② P5	4	0	0	0	0	2	0
13 Matt Carpenter, L (1, 5) OBP: 0.391, SLG: 0.598	L SI 94 B FF 93 B SI 94 X FF 91 2-1 ② F8			B SI 92 B CH 86 C SI 94 S SL 91 S SI 93 2-3 ① K			B SI 92 C SL 89 B FF 92 B SL 90 F SL 91 S SI 93 3-3 ① K		X FF 94 0-0 ③ G4-3	4	0	0	0	0	2	0
7 Matt Holliday, R (1, 7) OBP: 0.466, SLG: 0.495 38 Pete Kozma, R (2, 7) OBP: 0.207, SLG: 0.148	H SI 94 1-0 HBP			B SI 93 B FF 91 S FF 94 S FF 93 S FF 94 2-3 ② K			C FF 93 B SL 89 B FF 93 F FF 92 S FF 94 2-3 ② K			0 2	0 0	0 0	0 0	0 0	0 2	0 0
27 Jhonny Peralta, R (1, 6) OBP: 0.343, SLG: 0.461	B FF 92 S SL 89 C SI 94 S CU 84 1-3 ③ K			B CU 83 B SL 90 B SL 90 C FF 93 C FF 94 S CU 84 3-3 ③ K			B SL 89 B CU 83 X SI 93 2-0 1B			3	0	1	0	0	2	1
22 Jason Heyward, L (1, 9) OBP: 0.301, SLG: 0.350		B SI 92 S SL 89 B SI 93 F SI 92 F SI 94 B CU 84 F CU 84 S SL 88 3-3 ① K			B SI 92 C SL 89 F CU 82 B SI 93 X CU 84 2-2 ① F8		C SI 92 F SL 90 B FF 93 F CU 84 B SI 93 S SL 90 2-3 ③ K			3	0	0	0	0	2	1
4 Yadier Molina, R (1, 2) OBP: 0.316, SLG: 0.333		F SI 93 X SI 92 0-1 ② F8			C SL 89 F CU 82 S SI 93 0-3 ② K			S SI 92 F FF 93 F SI 93 B SL 91 F CU 84 C CU 82 1-3 ① K		3	0	0	0	0	2	0
32 Matt Adams, L (1, 3) OBP: 0.277, SLG: 0.368		B FF 93 C CH 85 B SI 93 X SI 94 2-1 ③ F7			B SI 93 C SI 93 S SL 90 F FF 94 C CU 84 1-3 ③ K			B CU 81 X SL 89 1-0 ② L8		3	0	0	0	0	1	0
12 Mark Reynolds, R (1, 10) OBP: 0.338, SLG: 0.415			F SI 92 B CU 82 F SL 90 S CU 84 1-3 ① K			C SL 87 F CU 82 B SL 89 B FF 93 C FF 94 2-3 ① K		C FF 93 B FF 93 S FF 93 S FF 94 1-3 ③ K		3	0	0	0	0	3	0
8 Peter Bourjos, R (1, 8) OBP: 0.373, SLG: 0.467			S SL 90 F SI 94 F CU 85 C FF 95 0-3 ② K			S SL 89 B SL 89 S SL 89 S SL 91 1-3 ② K			C FF 95 B KC 86 F FF 96 B FF 95 C KC 85 2-3 ① K	3	0	0	0	0	3	0
Inning Stats	R: 0 E: 0 K: 2 S: 8 H: 0 LOB: 1 BB: 0 P: 14	R: 0 E: 0 K: 1 S: 9 H: 0 LOB: 0 BB: 0 P: 14	R: 0 E: 0 K: 3 S: 11 H: 0 LOB: 0 BB: 0 P: 14	R: 0 E: 0 K: 3 S: 9 H: 0 LOB: 0 BB: 0 P: 16	R: 0 E: 0 K: 2 S: 10 H: 0 LOB: 0 BB: 0 P: 13	R: 0 E: 0 K: 2 S: 7 H: 0 LOB: 0 BB: 0 P: 10	R: 0 E: 0 K: 3 S: 11 H: 1 LOB: 1 BB: 0 P: 20	R: 0 E: 0 K: 2 S: 9 H: 0 LOB: 0 BB: 0 P: 12	R: 0 E: 0 K: 1 S: 7 H: 0 LOB: 0 BB: 0 P: 11	1B: 1 2B: 0 3B: 0 HR: 0	SF: 0 SAC: 0 DP: 0 HBP: 1			WP: 0 PB: 0 SB: 0 CS: 0	PA: 29	

PITCHER		IP	WLS	BF	H	R	ER	SO	BB	IBB	HBP	BLK	WP	HR	S	P	ERA	WHIP
28 Corey Kluber, R ERA: 4.27	(1, 1)	8.0	W	26	1	0	0	18	0	0	1	0	0	0	74	113	0.00	0.125
37 Cody Allen, R ERA: 8.25	(9, 1)	1.0	S	3	0	0	0	1	0	0	0	0	0	0	7	11	0.00	0.000

PITCHER	IP	WLS	BF	H	R	ER	SO	BB	IBB	HBP	BLK	WP	HR	S	P	ERA	WHIP

TOP

St. Louis Cardinals @ Cleveland Indians

Progressive Field, Cleveland, OH

Wed May 13 2015, 6:11 PM - 8:57 PM EDT

Att. 12,313 - Cloudy - 49 F

livebaseballscorecards.com

AB	28
R	0
H	1
RBI	0
BB	0
SO	19
LOB	2

Batter	1	2	3	4	5	6	7	8	9	AB	R	H	RBI	BB	SO	LOB
22 Jason Kipnis, L (1, 4) OBP: 0.376, SLG: 0.462	B FF 90 B FF 90 B SI 90 B FF 89 4-0 41 BB 44 1B BB	B FF 90 B SI 90 C SI 91 X SI 91 2-1 ② G4-3 2-3		H FF 92 1-0 41 WP HBP		B SL 75 B SI 82 H SI 83 3-0 23 FC6 HBP		C FF 87 B SL 82 X CH 81 1-1 41 BB 1B		2	1	1	0	1	0	1
41 Carlos Santana, S (1, 3) OBP: 0.397, SLG: 0.382	C FF 91 B SI 91 1 SAFE F SI 90 B CH 83 D CH 83 B SI 92 4-2 44 1B 7 1B 1-2 BB	B FF 91 F SI 91 C FF 91 B FF 92 B FC 84 D FC 85 4-2 BB		B SI 92 B CH 81 C SI 90 C SI 90 D FC 83 D FC 83 4-2 1-2 BB		B SI 83 C SI 84 B SI 83 X SI 83 2-1 ② L1		D CU 73 B CH 81 B CH 79 C CH 86 B FF 88 4-1 1-2 BB		1	1	0	0	4	0	3
23 Michael Brantley, L (1, 7) OBP: 0.400, SLG: 0.505	C SI 92 C SI 92 C SI 91 0-3 ① K	C FF 91 B CH 81 B CH 82 X SI 90 2-1 ③ P6		X SI 90 0-0 ③ G4-3		B SL 75 X SI 84 1-0 ③ FC6 1-2f		C CU 73 D SL 82 B FF 87 F FF 87 F SL 83 X SI 87 2-2 ③ G6-3		5	0	0	0	0	1	11
44 Brandon Moss, L (1, 9) OBP: 0.289, SLG: 0.451	C SI 92 X SI 92 0-1 8 FC5-4 7 1B 1-3 2-H 1B		X CU 75 0-0 1B		F FF 89 X SI 90 0-1 ① F8		S SL 73 B SL 74 C SL 73 X SL 74 1-2 8 G5-3 7 SH1-3 1B			4	0	3	1	0	0	0
7 David Murphy, L (1, 10) OBP: 0.313, SLG: 0.469	F SI 91 F FF 91 X FC 84 0-2 8 FC5-4 1-2 3-H 1B		F SI 89 F SI 89 D CH 81 X CH 82 1-2 ① P5		C FF 90 F FF 90 F SI 92 B CH 83 X CH 81 1-2 ② G6-3		L SI 82 1 SAFE B SL 75 X SI 84 1-1 ① SH1-3 1-2			3	0	1	1	0	0	1
8 Lonnie Chisenhall, L (1, 5) OBP: 0.265, SLG: 0.367	C SI 91 C SI 91 F SI 91 F FF 91 X CH 82 0-2 ② FC5-4 1-2f 2-3		F SI 90 F FF 90 X SI 90 0-2 ② F8		B CU 76 C CU 75 B FF 90 X SI 90 2-1 ③ P5		C SI 83 S SL 75 B SL 74 B SL 74 X SI 83 2-2 ② G5-3 2-3			4	0	0	0	0	0	4
24 Michael Bourn, L (1, 8) OBP: 0.299, SLG: 0.260	C SI 91 B SI 91 F SI 91 B CH 82 X SI 91 2-2 ③ F8		C FF 90 B FF 89 B SI 90 B CU 81 F SI 90 X SI 90 3-2 ③ G4-3			B CH 88 B FF 88 B SI 87 C FF 87 B CH 87 4-1 11 SH1-3 55 1B BB	B SL 74 C SI 83 B SL 75 C SI 83 F SI 84 B SL 75 X SI 84 3-2 ③ G4-3			3	0	0	0	1	0	4
55 Roberto Pérez, R (1, 2) OBP: 0.297, SLG: 0.333		F FF 91 B FC 82 S FC 82 F FF 91 F SI 92 F FF 93 B FC 83 X FC 82 2-2 ① G3		C CU 81 B FF 89 F FF 90 B FC 82 B FC 82 C CU 79 3-3 ① K		1 SAFE C SI 88 L FC 82 F SI 90 X SI 88 0-2 11 SH1-3 1-2 1B			B FF 87 C SL 80 F SL 81 S SL 82 1-3 ① K	4	0	1	0	0	2	0
11 José Ramírez, S (1, 6) OBP: 0.226, SLG: 0.253		B SI 91 X SI 91 1-0 22 G4-3 2B		C CU 73 X CU 76 0-1 ② F7		B FF 88 L CH 88 X CH 87 1-1 ① SH1-3 1-2 2-3			F FF 88 B CH 78 X CH 81 1-1 ② L9	3	0	1	0	0	0	0
Inning Stats	R: 2 E: 0 K: 1 S: 18 H: 2 LOB: 2 BB: 2 P: 28	R: 0 E: 0 K: 0 S: 13 H: 1 LOB: 2 BB: 1 P: 24	R: 0 E: 0 K: 0 S: 10 H: 1 LOB: 1 BB: 0 P: 14	R: 0 E: 0 K: 1 S: 8 H: 0 LOB: 2 BB: 1 P: 16	R: 0 E: 0 K: 0 S: 8 H: 0 LOB: 0 BB: 0 P: 11	R: 0 E: 0 K: 0 S: 10 H: 1 LOB: 3 BB: 1 P: 21	R: 0 E: 0 K: 0 S: 12 H: 1 LOB: 1 BB: 0 P: 19	R: 0 E: 0 K: 1 S: 12 H: 1 LOB: 2 BB: 1 P: 21		1B: 6 2B: 1 3B: 0 HR: 0 SF: 0 SAC: 2 DP: 0 HBP: 2					

BOTTOM

St. Louis Cardinals @ Cleveland Indians

Progressive Field, Cleveland, OH

Wed May 13 2015, 6:11 PM - 8:57 PM EDT

Att. 12,313 - Cloudy - 49 F

livebaseballscorecards.com

AB	29
R	2
H	7
RBI	2
BB	6
SO	3
LOB	24

WP: 1 PA: 39
PB: 0
SB: 0
CS: 0

PITCHER		IP	WLS	BF	H	R	ER	SO	BB	IBB	HBP	BLK	WP	HR	S	P	ERA	WHIP
41 John Lackey, R ERA: 3.22	(1, 1)	5.1	L	27	5	2	2	2	5	0	1	0	1	0	64	105	3.38	1.875
36 Randy Choate, L ERA: 3.86	(6, 1)	1.2		7	1	0	0	0	0	0	1	0	0	0	15	28	0.00	0.600
33 Carlos Villanueva, R ERA: 0.61	(8, 1)	1.0		5	1	0	0	1	1	0	0	0	0	0	12	21	0.00	2.000

PITCHER	IP	WLS	BF	H	R	ER	SO	BB	IBB	HBP	BLK	WP	HR	S	P	ERA	WHIP

Batter	1	2	3	4	5	6	7	8	9	AB	R	H	RBI	BB	SO	LOB
8 Peter Bourjos, R (1, 8) OBP: 0.364, SLG: 0.438	C FF 94 X FF 93 0-1 F7		X FC 83 0-0 B1-3		C FC 84 C KC 76 B KC 78 B SI 93 C SI 93 2-3 K			B FC 83 B FF 92 F FF 92 B FC 80 B FF 93 4-1 13 HR BB		3	1	0	0	1	1	0
13 Matt Carpenter, L (1, 5) OBP: 0.387, SLG: 0.612	B FF 94 B FF 94 B FF 94 C FF 93 S FF 93 C SI 93 3-3 K		B FF 93 F CH 85 F FF 93 S FC 85 1-3 K			C FF 93 B FF 92 F FC 84 B FC 85 C FC 86 2-3 K		C SI 91 B SI 92 B SI 90 X SI 91 2-1 1-H HR		4	1	1	2	0	3	0
7 Matt Holliday, R (1, 10) OBP: 0.460, SLG: 0.482	F FC 87 B SI 93 B FF 93 B FC 84 B FC 85 4-1 BB		B FF 94 S KC 76 S FF 94 X 1-2 G6-3			B FF 94 F FF 93 B KC 77 F FF 93 X KC 78 2-2 F8		B FF 96 B FC 87 F FF 94 F FF 95 F FF 96 F FF 97 X CU 81 2-2 F7		3	0	0	0	1	0	0
32 Matt Adams, L (1, 3) OBP: 0.267, SLG: 0.355	B FF 93 C CH 85 S FF 92 S KC 78 1-3 K			B FF 93 B CH 84 X SI 92 2-0 G4-3		C FF 93 B FC 87 S CH 86 S FC 86 1-3 K		F FF 96 C FF 95 B CH 90 B FF 96 S FF 96 2-3 K		4	0	0	0	0	3	1
12 Mark Reynolds, R (1, 7) OBP: 0.346, SLG: 0.435		C FF 92 X FF 93 0-1 4 1B 1B		B FC 84 C FC 84 F FC 84 F KC 78 B SI 94 X KC 78 2-2 16 WP 2B			F FF 91 B FF 92 B FC 83 S FF 93 S FC 85 2-3 K		X FC 91 0-0 F9	4	0	2	0	0	1	0
16 Kolten Wong, L (1, 4) OBP: 0.366, SLG: 0.484		X SI 91 0-0 L9		B CH 84 C CH 87 B FF 93 B FC 86 F FF 93 F FC 86 B KC 78 4-2 4 CS 2-3 BB			B CH 85 X CH 84 1-0 1B		C FC 90 S SL 80 B FC 91 X CH 84 1-2 4 1B 1B	3	0	2	0	1	0	1
4 Yadier Molina, R (1, 2) OBP: 0.322, SLG: 0.339		C FF 92 D FC 84 X FF 93 1-1 1-2 1B		F FC 85 B FC 85 S FF 95 B FF 93 D SI 94 C SI 94 3-3 1-2 K			X FF 92 0-0 F8		B FC 89 1 SAFE 1 SAFE S SL 80 X SL 79 1-1 1-3 22 G4-6-3 1B	4	0	2	0	0	1	3
22 Jason Heyward, L (1, 9) OBP: 0.292, SLG: 0.339		X FF 93 0-0 F7			B FF 92 C FF 93 X FF 92 1-1 F8		1 SAFE 1 SAFE B FF 92 B FF 92 1 SAFE S FF 93 C FF 92 S KC 79 2-3 K		B SL 79 F FC 89 X SL 80 1-1 1-2f G4-6-3	4	0	0	0	0	1	5
38 Pete Kozma, R (1, 6) OBP: 0.188, SLG: 0.133		C FC 84 X FF 92 0-1 P3			B FF 93 F FF 93 B FF 93 C FC 84 B KC 79 F SI 94 F FC 84 F FF 95 C FF 94 3-3 K			B FF 91 C FC 82 F FF 92 X SI 92 1-2 F7		3	0	0	0	0	1	2
Inning Stats	R: 0 E: 0 K: 2 S: 9 H: 0 LOB: 1 BB: 1 P: 17	R: 0 E: 0 K: 0 S: 8 H: 2 LOB: 2 BB: 0 P: 9	R: 0 E: 0 K: 1 S: 7 H: 0 LOB: 0 BB: 0 P: 9	R: 0 E: 0 K: 1 S: 11 H: 1 LOB: 1 BB: 1 P: 22	R: 0 E: 0 K: 2 S: 11 H: 0 LOB: 0 BB: 0 P: 17	R: 0 E: 0 K: 2 S: 9 H: 0 LOB: 0 BB: 0 P: 14	R: 0 E: 0 K: 2 S: 8 H: 1 LOB: 1 BB: 0 P: 13	R: 2 E: 0 K: 1 S: 14 H: 1 LOB: 0 BB: 1 P: 25	R: 0 E: 0 K: 0 S: 8 H: 2 LOB: 1 BB: 0 P: 11	1B: 5 2B: 1 3B: 0 HR: 1 SF: 0 SAC: 0 DP: 1 HBP: 0						

PITCHER		IP	WLS	BF	H	R	ER	SO	BB	IBB	HBP	BLK	WP	HR	S	P	ERA	WHIP
47 Trevor Bauer, R ERA: 3.67	(1, 1)	7.1		28	4	1	1	10	3	0	0	0	1	0	67	110	1.23	0.955
35 Marc Rzepczynski, L ERA: 5.19	(8, 1)	0.0	L	1	1	1	1	0	0	0	0	0	0	1	2	4	∞	∞
34 Zach McAllister, R ERA: 3.38	(8, 1)	0.2		2	0	0	0	1	0	0	0	0	0	0	8	12	0.00	0.000
27 Bryan Shaw, R ERA: 2.31	(9, 1)	1.0		4	2	0	0	0	0	0	0	0	0	0	8	11	0.00	2.000

PITCHER	IP	WLS	BF	H	R	ER	SO	BB	IBB	HBP	BLK	WP	HR	S	P	ERA	WHIP

TOP

St. Louis Cardinals @ Cleveland Indians

Progressive Field, Cleveland, OH

Thu May 14 2015, 12:11 PM - 3:22 PM EDT

Att. 15,865 - Partly Cloudy - 56 F

livebaseballscorecards.com

AB	32
R	2
H	7
RBI	2
BB	3
SO	11
LOB	12

WP: 1	PA: 35				
PB: 0					
SB: 0					
CS: 1					

Batter	1	2	3	4	5	6	7	8	9	AB	R	H	RBI	BB	SO	LOB
22 Jason Kipnis, L (1, 4) OBP: 0.383, SLG: 0.471	C FF 92 F FF 93 F FF 94 F CH 85 B FC 88 F FF 93 F CU 74 F CH 86 B CH 86 2-2 F FF 93 F FF 94 X FF 95 2B	B FF 93 F FF 92 S FC 88 X CH 87 1-2 ③ G6-3			X FF 92 0-0 1B		B CU 77 B FF 95 B FF 95 C FF 94 C FF 95 F FF 94 F FF 95 B FF 95 4-2 BB		B FF 98 S FF 98 F FF 99 B FF 99 F FF 98 S CH 89 2-3 ③ K	4	0	2	0	1	1	3
41 Carlos Santana, S (1, 3) OBP: 0.386, SLG: 0.368	B FC 90 C FF 94 F FF 94 F FF 96 F CH 87 B FC 89 C CU 76 2-3 ① K		X FF 92 0-0 ① F9		B FF 92 B FF 92 C FC 88 F FC 87 B FF 93 X FF 93 3-2 ③ F8		B FF 93 B FF 92 B FF 92 C FF 94 C FF 94 F FF 94 X FF 93 3-2 ③ F8			4	0	0	0	0	1	3
23 Michael Brantley, L (1, 7) OBP: 0.403, SLG: 0.528	S FC 90 D FF 94 B FF 93 B FF 94 B FF 94 4-1 BB		B FF 92 X FF 92 1-0 ② F8			F CH 84 S CH 86 B CH 89 X CH 88 1-2 HR		B SL 74 B SI 82 X SI 82 2-0 ① G4-3		3	1	1	1	1	0	0
44 Brandon Moss, L (1, 9) OBP: 0.291, SLG: 0.457 9 Ryan Raburn, R (8, PH) OBP: 0.382, SLG: 0.588 (9, 9)	C CH 86 F FC 89 D CH 87 B FF 94 X FF 95 2-2 ② F1		B FF 91 B FF 92 S FF 92 F FF 92 F FF 93 F CU 76 S CH 87 2-3 ③ K			B FF 94 X FF 93 1-0 FC1-5 8 2B		C SI 89 B SI 89 X SI 89 1-1 ② G5-3		3 1	0 0	1 0	0 0	0 0	1 0	2 0
8 Lonnie Chisenhall, L (1, 5) OBP: 0.264, SLG: 0.372	B CU 74 D FC 92 B FF 93 C FF 92 F FF 94 C CH 86 3-3 ③ K			C FC 88 S CU 73 F CH 86 F CH 87 F FF 94 X CU 75 0-2 ① G3-1		B FF 93 M FF 93 X FF 93 1-1 ① FC1-5 24 1B 55 CS 2-3		C SI 89 X CH 84 0-1 2B		4	0	1	0	0	1	3
33 Nick Swisher, S (1, 10) OBP: 0.226, SLG: 0.233		F FF 92 C S CU 76 0-3 ① K		C CU 73 S CU 73 F FF 94 C CH 88 0-3 ② K		B FF 94 1 SAFE F FF 93 1 SAFE 1 SAFE F FF 92 C FF 94 1-3 ② K		F FF 96 C CH 86 F FF 97 B FF 98 S CH 88 1-3 ③ K		4	0	0	0	0	4	2
24 Michael Bourn, L (1, 8) OBP: 0.306, SLG: 0.287		S FF 92 S FF 93 B FF 93 B FF 94 F FF 94 B CU 74 F FF 93 F FF 94 X FF 94 3-2 11 FC1-2-5 3B		C FF 92 C FF 93 B CU 76 B CU 77 C FF 93 2-3 ③ K		F FF 94 B FF 93 X FF 93 1-1 1-3 1B			X FF 96 0-0 ① F7	4	0	2	0	0	1	0
55 Roberto Pérez, R (1, 2) OBP: 0.299, SLG: 0.323 7 David Murphy, L (9, PH) OBP: 0.324, SLG: 0.477		B FC 88 B FF 93 F FC 88 B FC 89 C FC 88 B CU 74 4-2 11 FC1-2-5 BB			F FF 91 F FF 92 S FF 94 0-3 ① K	C FF 93 S FF 94 0-2 ③ CS 3-H	C CH 84 S FF 94 S FF 93 0-3 ① K		C FF 97 B FF 96 C FF 96 B FF 98 X CH 88 2-2 1B	2 1	0 0	0 1	0 0	1 0	2 0	0 0
11 José Ramírez, S (1, 6) OBP: 0.219, SLG: 0.244 6 Zach Walters, S (9, PH)		F FF 93 X FF 92 0-1 ② FC1-2-5 1-2 3-H			C FF 92 C CH 85 B FF 94 F FC 90 X FF 93 1-2 ② L5		F FF 93 S FF 94 F FF 93 B CH 86 X CH 85 1-2 ② G3-1		B FF 96 B FF 97 B FF 96 C FF 97 S FF 98 S FF 98 3-3 ② K	3 1	0 0	0 0	0 0	0 0	0 1	2 1
Inning Stats	R: 0 E: 0 K: 2 S: 22 H: 1 LOB: 2 BB: 1 P: 35	R: 0 E: 0 K: 1 S: 16 H: 1 LOB: 2 BB: 1 P: 24	R: 0 E: 0 K: 1 S: 7 H: 0 LOB: 0 BB: 0 P: 10	R: 0 E: 0 K: 2 S: 13 H: 0 LOB: 0 BB: 0 P: 15	R: 0 E: 0 K: 1 S: 11 H: 1 LOB: 1 BB: 0 P: 15	R: 1 E: 0 K: 1 S: 13 H: 3 LOB: 1 BB: 0 P: 18	R: 0 E: 0 K: 1 S: 15 H: 0 LOB: 1 BB: 1 P: 23	R: 0 E: 0 K: 1 S: 9 H: 1 LOB: 1 BB: 0 P: 13	R: 0 E: 0 K: 2 S: 11 H: 1 LOB: 1 BB: 0 P: 18	1B: 3 2B: 3 3B: 1 HR: 1	SF: 0 SAC: 0 DP: 0 HBP: 0			WP: 0 PB: 0 SB: 0 CS: 1	PA: 38		

PITCHER		IP	WLS	BF	H	R	ER	SO	BB	IBB	HBP	BLK	WP	HR	S	P	ERA	WHIP
52 Michael Wacha, R ERA: 2.06	(1, 1)	5.0		22	5	1	1	7	2	0	0	0	0	1	73	105	1.80	1.400
46 Kevin Siegrist, L ERA: 1.08	(6, 1)	2.0	W	7	1	0	0	2	1	0	0	0	0	0	24	35	0.00	1.000
36 Randy Choate, L ERA: 3.68	(8, 1)	0.1	H	1	0	0	0	0	0	0	0	0	0	0	1	3	0.00	0.000
43 Seth Maness, R ERA: 3.29	(8, 1)	0.1	H	2	1	0	0	0	0	0	0	0	0	0	4	5	0.00	3.000
44 Trevor Rosenthal, R ERA: 1.06	(8, 1)	1.1	S	5	1	0	0	3	0	0	0	0	0	0	15	23	0.00	0.750

PITCHER	IP	WLS	BF	H	R	ER	SO	BB	IBB	HBP	BLK	WP	HR	S	P	ERA	WHIP

BOTTOM

St. Louis Cardinals @ Cleveland Indians

Progressive Field, Cleveland, OH

Thu May 14 2015, 12:11 PM - 3:22 PM EDT

Att. 15,865 - Partly Cloudy - 56 F

livebaseballscorecards.com

AB	34
R	1
H	8
RBI	1
BB	3
SO	12
LOB	16

Cleveland Indians @ Texas Rangers

Globe Life Park in Arlington, Arlington, TX

Fri May 15 2015, 8:10 PM - 11:25 PM EDT

Att. 29,524 - Partly Cloudy - 77 F

TOP

livebaseballscorecards.com

Batter	1	2	3	4	5	6	7	8	9	AB	R	H	RBI	BB	SO	LOB
22 Jason Kipnis, L (1, 4) OBP: 0.396, SLG: 0.482	B FF 85 F SI 88 F SI 86 B CU 75 F CU 74 X SI 88 2-2 23 2B 1B		B CU 74 B FF 87 C FF 88 X SI 87 2-1 G4-3 ①		C FF 85 X SI 86 0-1 9 G3-1 41 G5-3 33 1B 1B	C FF 88 1 SAFE B CH 80 1 SAFE X CH 80 1-1 23 2B 8 SF7 1-3 1B		C SL 84 S SL 85 F FF 92 B SL 84 X SI 92 1-2 41 G4-6-3 1B		5	3	4	0	0	0	0
41 Carlos Santana, S (1, 3) OBP: 0.373, SLG: 0.353	C FF 86 B FF 86 1 SAFE C SI 87 B CU 75 T SI 88 2-2 K ①		C FF 88 C FF 88 F CU 73 X FF 88 0-2 G6-3 ②		B FF 87 1 SAFE 1 SAFE F SI 87 1 SAFE B FF 88 X SI 87 2-1 G5-3 ① 1-2	D CU 75 C CH 80 1 SAFE C FF 90 B FF 90 C CU 74 2-3 K ①		B CH 88 X SI 90 1-0 G4-6-3 ② ③ 1-2f		5	0	0	0	0	2	5
23 Michael Brantley, L (1, 8) OBP: 0.427, SLG: 0.560 (7, 7)	B CU 73 B CU 71 F SI 86 B SI 87 X SI 86 3-1 33 2B 1-H 2B		C CU 73 B CU 72 B FF 88 C CU 75 B CU 76 X CU 77 3-2 9 S 1B		B SI 87 B SI 87 B CU 74 C CU 74 B SI 87 4-1 9 G3-1 33 1B BB	B FF 93 S FF 92 C FF 94 X SL 82 1-2 1-3 3-H 2B			C FF 96 B FF 97 B CU 85 B FF 96 F FF 96 B FF 96 4-2 33 BB BB	3	2	3	2	2	0	0
9 Ryan Raburn, R (1, 7) OBP: 0.362, SLG: 0.556 8 Lonnie Chisenhall, L (5, 5) OBP: 0.260, SLG: 0.368	C CU 72 F CU 73 F FF 88 B CU 72 B CU 73 X FF 87 2-2 F9 ②		F FF 88 S CU 75 F FF 88 B CU 76 S CU 74 1-3 K ③ 1-2		F CU 74 B FF 87 C CU 74 B CU 74 X CU 75 2-2 G3-1 ② 1-2 2-3	S FF 94 X SI 93 0-1 SF7 ② 3-H			F FF 95 F FF 94 F FF 96 X FF 96 0-2 L8 ① 4-0 44 G4-6-3 1-2 BB	3 1	0 0	0 0	0 1	0 0	1 1	4 1
33 Nick Swisher, S (1, 10) OBP: 0.306, SLG: 0.353	B CU 73 C CU 73 F FF 88 B SI 87 F CU 75 X SI 89 2-2 3-H 2B			C CU 72 X CH 79 0-1 44 F8 6 1B 2B	B FF 88 C CU 74 B FF 89 X CU 75 2-1 44 HBP 2-H 3-H 1B	B SI 93 B FS 84 X FS 83 2-0 L4 ③			B CU 83 B FF 96 B FF 95 B FF 96 4-0 44 G4-6-3 1-2 BB	4	1	3	3	1	0	1
44 Brandon Moss, L (1, 9) OBP: 0.287, SLG: 0.440	C CU 74 B CU 75 B SI 87 X CU 75 2-1 G6-3 ③			S FF 86 X SI 86 0-1 F8 ① 2-3	F SI 88 C CU 76 B CU 74 F CU 76 F FF 88 F CU 77 F SI 89 F CU 77 H SI 87 2-2 1-2 HBP	C FC 93 F FF 93 B FC 92 B SL 86 F CH 85 X FF 94 2-2 P4 ①			X CH 89 0-0 G4-6-3 ② ③ 1-2f	4	0	0	0	0	0	4
6 Zach Walters, S (1, 5) OBP: 0.083, SLG: 0.083 (5, 7) 24 Michael Bourn, L (7, 8) OBP: 0.306, SLG: 0.287		F FF 86 B FF 88 C FF 87 X CU 73 1-2 G1-3 ①		B SI 88 X CH 80 1-0 3-H 1B	F CH 81 B FF 90 D CH 82 B FF 90 X FF 89 3-1 F9 ③		C CH 84 F SI 93 B SL 85 F SI 94 X FF 93 1-2 P2 ②			4 0	0 0	1 0	1 0	0 0	0 0	2 0
12 Brett Hayes, R (1, 2) OBP: 0.200, SLG: 0.483		C FF 88 B FF 89 X FF 88 1-1 L9 ②		X FF 87 0-0 F7 ②		X FF 89 0-0 HR	F SL 87 X SL 86 0-1 G1-3 ③			4	1	1	1	0	0	1
11 José Ramírez, S (1, 6) OBP: 0.220, SLG: 0.237		C FF 88 B CU 73 X SI 88 1-1 P4 ③		B CU 71 C CU 73 B FF 87 X CU 74 2-1 F7 ③		B CU 74 C FF 90 H FF 89 2-1 22 1B 23 2B HBP		C FF 92 C SI 93 X CH 86 0-2 G4-3 ①		3	1	0	0	0	0	1
Inning Stats	R: 2 E: 0 K: 1 S: 19 H: 3 LOB: 1 BB: 0 P: 32	R: 0 E: 0 K: 0 S: 7 H: 0 LOB: 0 BB: 0 P: 10	R: 0 E: 0 K: 1 S: 13 H: 1 LOB: 1 BB: 0 P: 19	R: 1 E: 0 K: 0 S: 8 H: 2 LOB: 1 BB: 0 P: 11	R: 2 E: 0 K: 0 S: 19 H: 2 LOB: 2 BB: 1 P: 34	R: 3 E: 0 K: 1 S: 13 H: 3 LOB: 1 BB: 0 P: 21	R: 0 E: 0 K: 0 S: 10 H: 0 LOB: 0 BB: 0 P: 13	R: 0 E: 0 K: 0 S: 8 H: 1 LOB: 0 BB: 0 P: 10	R: 0 E: 0 K: 0 S: 7 H: 0 LOB: 1 BB: 2 P: 15	1B: 7 2B: 4 3B: 0 HR: 1 SF: 1 SAC: 0 DP: 2 HBP: 2						

AB	36
R	8
H	12
RBI	8
BB	3
SO	3
LOB	19

WP: 0 PA: 42
PB: 0
SB: 1
CS: 0

PITCHER		IP	WLS	BF	H	R	ER	SO	BB	IBB	HBP	BLK	WP	HR	S	P	ERA	WHIP
51 Wandy Rodriguez, L ERA: 3.86	(1, 1)	4.2	L	24	8	5	5	2	1	0	1	0	0	0	64	101	9.64	1.929
21 Kyuji Fujikawa, R ERA: 16.2	(5, 1)	0.2		5	2	3	3	1	0	0	1	0	0	1	9	17	40.50	3.000
71 Sam Freeman, L ERA: 3.86	(6, 1)	0.2		3	1	0	0	0	0	0	0	0	0	0	6	9	0.00	1.500
63 Anthony Bass, R ERA: 3.86	(7, 1)	2.0		6	1	0	0	0	0	0	0	0	0	0	18	23	0.00	0.500
50 Keone Kela, R ERA: 2.12	(9, 1)	1.0		4	0	0	0	0	2	0	0	0	0	0	7	15	0.00	2.000

PITCHER	IP	WLS	BF	H	R	ER	SO	BB	IBB	HBP	BLK	WP	HR	S	P	ERA	WHIP

Batter	1	2	3	4	5	6	7	8	9	AB	R	H	RBI	BB	SO	LOB
17 Shin-Soo Choo, L (1, 9) OBP: 0.323, SLG: 0.440	C SI 82 X SL 79 0-1 ① G4-3	B SL 81 B SI 81 X SI 80 2-0 ① F7 2-3		L SI 91 B SI 91 X CH 85 1-1 ② G4-3		B CH 86 F FF 93 B FC 88 F FF 93 X FF 95 2-2 ③ G4-3			B FF 94 B FF 95 C FF 94 S FF 94 F FF 94 S KC 85 2-3 ① K	5	0	0	0	0	1	3
1 Elvis Andrus, R (1, 6) OBP: 0.294, SLG: 0.287	C SI 81 C SI 82 B CH 73 X SL 82 1-2 84 HR 1B	1 SAFE 1 SAFE 1 SAFE C SI 82 X SI 82 0-1 ②③ G4-6-3 1-2f		B SI 90 S SL 83 B SL 83 F SI 92 B CH 85 S SL 83 3-3 ③ K			C SL 85 C CU 77 C FF 91 0-3 ① K		F FF 95 B KC 85 B KC 84 F FF 95 B FF 95 B FF 95 4-2 BB	4	1	1	0	1	2	2
84 Prince Fielder, L (1, 10) OBP: 0.405, SLG: 0.507	X SL 78 0-0 1-H HR		X SI 83 0-0 ① F7		C SI 88 S CH 83 F SI 90 X SL 82 0-2 ① F8		F FF 89 H SL 85 1-1 88 1B HBP		B FF 94 B FF 94 C FF 94 X FF 94 2-1 ② L7	4	1	1	2	0	0	1
29 Adrián Beltré, R (1, 5) OBP: 0.291, SLG: 0.426	B SI 84 B SI 80 B SI 83 X SI 82 3-0 HR		C EP 70 X SI 83 0-1 39 HBP 2B		C SL 82 B SL 82 C SI 90 B CH 85 H SI 92 3-2 HBP		C SL 84 F SL 84 F FF 89 B SL 85 F CU 77 B SL 86 F FF 90 F FF 89 F SL 86 2-2 ② X SL 84 F8		C FF 94 X FF 94 0-1 ③ F8	4	1	2	1	0	0	2
88 Kyle Blanks, R (1, 7) OBP: 0.373, SLG: 0.545	F FF 85 X SL 82 0-1 1B		B SI 92 B SI 92 X SI 92 2-0 E5 39 HBP		C FF 94 T FC 87 F FF 95 F FC 88 X FC 89 0-2 ② F7		X SL 84 0-0 1-2 1B			4	0	2	0	0	0	2
18 Mitch Moreland, L (1, 3) OBP: 0.368, SLG: 0.404	B CU 72 S SL 79 F SI 82 T SL 79 1-2 ② K		C SI 92 F CH 85 B SI 93 S SL 85 1-3 ② K		F FF 94 C FF 95 D SL 83 F FF 95 F FC 88 D CH 88 F CH 88 S FF 97 2-3 ③ K		B SL 86 B FF 89 X SL 86 2-0 ③ F7			4	0	0	0	0	3	6
39 Tommy Field, R (1, 4) OBP: 0.300, SLG: 0.389	C SI 84 B CH 74 B SL 80 X SI 83 2-1 ③ G4-3		C SI 92 B SI 92 F SI 93 F SL 84 H SI 92 2-2 1-2 2-3 HBP			B FF 93 B FF 93 C FF 93 B FF 93 C FF 93 S FF 94 3-3 ① K		C FC 91 B FC 90 F FC 90 B SL 80 B FC 90 S FC 90 3-3 ① K		3	0	0	0	0	2	1
3 Carlos Corporán, S (1, 2) OBP: 0.300, SLG: 0.300		F SI 83 B SI 83 F SI 84 X CH 74 1-2 17 F7 7 1B 1B	F CH 85 B SI 92 S CH 84 F SI 93 X SL 84 1-2 ③ G1-3			F FF 95 F CU 79 B FF 95 F FF 95 F FF 95 C CH 88 1-3 ② K		C SL 79 X FC 91 0-1 ② G3-1		4	0	1	0	0	1	3
7 Delino DeShields, R (1, 8) OBP: 0.426, SLG: 0.444		L SI 83 X CH 75 0-1 1 G4-6-3 1-2 1B		F SI 90 B CH 83 C SL 81 X SI 92 1-2 ① G5-3		B FF 94 B FC 89 S FF 94 X FF 94 2-1 1B		B SL 80 C FC 89 C SL 78 F FC 91 B FC 91 X SL 79 2-2 ③ P3		4	0	2	0	0	0	0
Inning Stats	R: 3 E: 0 K: 1 S: 14 H: 4 LOB: 1 BB: 0 P: 21	R: 0 E: 0 K: 0 S: 8 H: 2 LOB: 1 BB: 0 P: 11	R: 0 E: 1 K: 1 S: 14 H: 1 LOB: 3 BB: 0 P: 20	R: 0 E: 0 K: 1 S: 8 H: 0 LOB: 0 BB: 0 P: 13	R: 0 E: 0 K: 1 S: 17 H: 0 LOB: 1 BB: 0 P: 22	R: 0 E: 0 K: 2 S: 13 H: 1 LOB: 1 BB: 0 P: 21	R: 0 E: 0 K: 1 S: 14 H: 1 LOB: 2 BB: 0 P: 19	R: 0 E: 0 K: 1 S: 9 H: 0 LOB: 0 BB: 0 P: 14	R: 0 E: 0 K: 1 S: 10 H: 0 LOB: 1 BB: 1 P: 18	1B: 6 2B: 1 3B: 0 HR: 2	SF: 0 SAC: 0 DP: 1 HBP: 3						

PITCHER		IP	WLS	BF	H	R	ER	SO	BB	IBB	HBP	BLK	WP	HR	S	P	ERA	WHIP
52 Bruce Chen, L ERA: 12.79	(1, 1)	2.1		13	7	3	3	1	0	0	0	0	0	2	25	35	11.57	3.000
54 Ryan Webb, R ERA: 1.64	(3, 1)	2.0	W	9	0	0	0	2	0	0	2	0	0	0	25	39	0.00	0.000
34 Zach McAllister, R ERA: 3.13	(5, 1)	1.2	H	6	1	0	0	3	0	0	0	0	0	0	24	34	0.00	0.600
48 Scott Atchison, R ERA: 4.5	(7, 1)	1.0		5	1	0	0	1	0	0	1	0	0	0	14	19	0.00	1.000
27 Bryan Shaw, R ERA: 2.13	(8, 1)	1.0		3	0	0	0	1	0	0	0	0	0	0	9	14	0.00	0.000

PITCHER		IP	WLS	BF	H	R	ER	SO	BB	IBB	HBP	BLK	WP	HR	S	P	ERA	WHIP
37 Cody Allen, R ERA: 7.62	(9, 1)	1.0		4	0	0	0	1	1	0	0	0	0	0	10	18	0.00	1.000

BOTTOM

Cleveland Indians @ Texas Rangers

Globe Life Park in Arlington, Arlington, TX

Fri May 15 2015, 8:10 PM - 11:25 PM EDT

Att. 29,524 - Partly Cloudy - 77 F

livebaseballscorecards.com

AB	36
R	3
H	9
RBI	3
BB	1
SO	9
LOB	20

WP: 0	PB: 0	SB: 0	CS: 0
PA: 40			

Cleveland Indians @ Texas Rangers

Globe Life Park in Arlington, Arlington, TX

Sat May 16 2015, 8:09 PM - 11:46 PM EDT

Att. 31,045 - Cloudy - 84 F

TOP

livebaseballscorecards.com

Batter	1	2	3	4	5	6	7	8	9	AB	R	H	RBI	BB	SO	LOB
22 Jason Kipnis, L (1, 4) OBP: 0.400, SLG: 0.510	C FF 87 X SI 87 0-1 23 2B 7 SF9 1B	C FF 85 1 SAFE B FF 88 X SL 81 1-1 ① G4-3 1-3		B FF 85 B FF 87 C FF 87 1 SAFE C SL 83 X FF 88 2-2 ① G6-3 1-3		B SI 83 B CU 77 C SI 84 F SI 84 F CH 68 S SI 85 2-3 ② K		C FF 93 B FF 93 X FF 93 1-1 7 1B 2B	B CH 86 C CH 88 X FF 95 1-1 2-H HR	6	2	3	2	0	1	2
41 Carlos Santana, S (1, 3) OBP: 0.365, SLG: 0.341	S FF 87 X FF 86 0-1 ① P2	D SL 82 C CU 76 X FF 90 1-1 ② SF7 3-H		B FF 88 B SL 82 B SI 86 S FF 87 B FF 87 4-1 BB		B CU 76 C CH 68 B CH 66 F SL 78 B SI 83 X CH 65 3-2 ③ G1-3		C CH 80 D FF 93 F SL 84 B FF 93 F SL 84 F FF 95 D SL 85 F CH 80 C CH 82 3-3 ② K	X FF 94 0-0 ③ P5	4	0	0	1	1	1	2
23 Michael Brantley, L (1, 7) OBP: 0.426, SLG: 0.563	B FF 88 C SL 79 F SL 83 X FF 89 1-2 7 SF9 44 1B 1-3 2B	C FF 88 B CU 78 T SL 83 F FF 89 B SL 84 F SL 84 B FF 88 S FF 89 3-3 ③ K		F FF 88 B SL 80 B FF 87 3 SAFE X SL 80 2-1 ② SF7 3-H			B FF 95 X FF 95 1-0 ① G3-1	I IN 66 I IN 67 I IN 64 I IN 63 4-0 7 1B IBB		3	1	1	1	1	1	0
7 David Murphy, L (1, 10) OBP: 0.329, SLG: 0.478	F CU 77 X SL 82 0-1 ② SF9 2-3 3-H		C FF 88 F CU 77 X FF 88 0-2 E3 44 1B 8 FC4-6	B FF 86 C SL 81 F CU 76 C FF 89 1-3 ③ K			X FF 95 0-0 8 1B 24 1B 1B	B CH 81 S CH 81 B FF 93 F FF 93 X FF 94 2-2 1-2 2-3 1B		4	2	2	1	0	1	1
44 Brandon Moss, L (1, 9) OBP: 0.291, SLG: 0.439	B FF 88 X CH 83 1-0 8 1B 24 2B 3-H 1B		1 SAFE C FF 87 X SL 81 0-1 8 FC4-6 1-3 1B		B CH 81 S SL 79 B FF 86 B CH 82 F FF 87 C FF 88 3-3 ① K		S CH 87 B FF 95 S CH 88 S FF 95 1-3 ② K	S FF 93 B FF 93 B CH 82 X FF 94 2-1 ③ L6		5	1	2	1	0	2	4
8 Lonnie Chisenhall, L (1, 5) OBP: 0.273, SLG: 0.387	C FF 87 D FF 85 X FF 87 1-1 24 2B 1-3 1B		X FF 87 0-0 ① FC4-6 55 FC5-4 1-2f 3-H		C FF 88 F CU 76 S SL 85 0-3 ② K		X FF 95 0-0 24 1B 1-2 1B		C FF 93 S SL 80 F SL 82 B FF 93 B SI 93 X SL 82 2-2 12 WP 11 FC6-4 2B	5	1	3	1	0	1	1
24 Michael Bourn, L (1, 8) OBP: 0.317, SLG: 0.304	B FF 88 B FF 86 B FF 87 C FF 88 X FF 88 3-1 1-3 3-H 2B		B FF 87 C SL 82 B SL 82 T CH 84 F SL 82 C CU 77 2-3 ② K		S SL 82 S SL 81 B FF 89 B SL 82 B FF 89 B FF 88 4-2 BB		C CU 81 S CH 88 B FF 95 B CU 83 X CU 83 2-2 1-3 2-H 1B		X FF 94 0-0 ① P6	4	0	2	2	1	1	2
55 Roberto Pérez, R (1, 2) 33 Nick Swisher, S (7, PH) OBP: 0.297, SLG: 0.343 12 Brett Hayes, R (7, 2) OBP: 0.226, SLG: 0.483	C SL 84 F SL 83 D SL 84 B FF 88 S SL 84 2-3 ③ K		B FF 89 X SL 82 1-0 ③ FC5-4 1-2f		C CH 84 1 SAFE 1 SAFE F SL 81 B SL 81 S SL 82 1-3 ③ K		C FF 92 1 SAFE B CH 80 C FF 93 F FF 94 B FF 92 1 SAFE C FF 93 2-3 ③ K		B SL 79 B FF 95 B SL 82 C FF 95 B SL 80 4-1 11 FC6-4 2-3 BB	3 1 0	0 0 0	0 0 0	0 0 0	0 0 1	2 1 0	4 2 0
11 José Ramírez, S (1, 6) OBP: 0.229, SLG: 0.237		B FF 87 F FF 87 F CH 83 X SL 83 1-2 22 G4-3 22 S 41 SF7 1B		B SL 81 B FF 86 C FF 86 B FF 87 B FF 87 4-1 22 G6-3 22 S 23 SF7 BB		C SL 78 B CU 75 X CH 70 1-1 ① G6-3		C CH 80 B FF 92 C FF 92 X CH 79 1-2 ① E4	S FF 95 S FF 95 F FF 96 X FF 95 0-2 ② FC6-4 22 HR 1-2f 3-H	4	3	1	1	1	0	1

Inning Stats																															
	R: 3	H: 5	E: 0	LOB: 2	K: 1	BB: 0	S: 17	P: 25	R: 1	H: 1	E: 0	LOB: 0	K: 1	BB: 0	S: 12	P: 18	R: 1	H: 1	E: 1	LOB: 1	K: 1	BB: 0	S: 11	P: 14	R: 1	H: 0	E: 0	LOB: 1	K: 1	BB: 2	S: 10	P: 23
	R: 0	H: 0	E: 0	LOB: 1	K: 3	BB: 1	S: 11	P: 19	R: 0	H: 0	E: 0	LOB: 0	K: 1	BB: 0	S: 9	P: 15	R: 1	H: 3	E: 0	LOB: 2	K: 2	BB: 0	S: 13	P: 19	R: 0	H: 2	E: 1	LOB: 3	K: 1	BB: 1	S: 16	P: 29
	R: 3	H: 2	E: 1	LOB: 0	K: 0	BB: 1	S: 13	P: 20	1B: 9	SF: 3	2B: 4	SAC: 0	3B: 0	DP: 0	HR: 1	HBP: 0	WP: 1	PA: 47	PB: 0	SB: 2	CS: 0											

	AB	39
	R	10
	H	14
	RBI	10
	BB	5
	SO	11
	LOB	19

PITCHER		IP	WLS	BF	H	R	ER	SO	BB	IBB	HBP	BLK	WP	HR	S	P	ERA	WHIP
48 Colby Lewis, R ERA: 3.06	(1, 1)	5.0		26	7	6	5	7	3	0	0	0	0	0	61	99	9.00	2.000
58 Alex Claudio, L ERA: 3.86	(6, 1)	1.0	H	3	0	0	0	1	0	0	0	0	0	0	9	15	0.00	0.000
50 Keone Kela, R ERA: 2.55	(7, 1)	0.2	B	5	3	1	1	1	0	0	0	0	0	0	9	13	13.50	4.500
37 Shawn Tolleson, R ERA: 3.86	(7, 1)	1.1		7	2	0	0	2	0	1	0	0	0	0	20	35	0.00	1.500
30 Neftalí Feliz, R ERA: 5.51	(9, 1)	1.0	L	6	2	3	3	0	1	0	0	0	1	1	13	20	27.00	3.000

PITCHER	IP	WLS	BF	H	R	ER	SO	BB	IBB	HBP	BLK	WP	HR	S	P	ERA	WHIP

Cleveland Indians @ Texas Rangers

Globe Life Park in Arlington, Arlington, TX

Sat May 16 2015, 8:09 PM - 11:46 PM EDT

Att. 31,045 - Cloudy - 84 F

livebaseballscorecards.com

BOTTOM

Batter	1	2	3	4	5	6	7	8	9	AB	R	H	RBI	BB	SO	LOB
17 Shin-Soo Choo, L (1, 9) OBP: 0.333, SLG: 0.488	B FF 94 T FF 94 X FF 94 1-1 7 E 3B		C CH 84 C CH 85 F FF 95 X CH 86 0-2 HR	F FF 95 F CH 87 F FF 96 B FF 95 B CH 86 X FF 97 2-2 ③ L9		B SI 92 C SI 92 B SI 92 S SI 91 X SL 85 2-2 ① G3-1 1-2 2-3		X FF 90 0-0 1B		5	2	3	1	0	0	4
7 Delino DeShields, R (1, 7) OBP: 0.407, SLG: 0.408 43 Carlos Peguero, L (9, 7) OBP: 0.313, SLG: 0.420	F FF 95 S CH 86 B CH 87 X SL 86 1-2 E1 84 1B 29 SF8 3-H		C CU 78 X FF 96 0-1 ① G6-3		F FF 93 B CU 78 B CU 76 C FF 95 S SL 84 2-3 ① K2-3	B SL 86 D SL 86 B SL 84 B FF 96 4-0 84 G6-3 BB		X FF 88 0-0 ③ G5-3		4 0	1 0	0 0	1 0	1 0	1 0	1 0
84 Prince Fielder, L (1, 10) OBP: 0.399, SLG: 0.497	C SI 94 1 SAFE B SI 92 X FF 94 1-1 18 G4-6-3 1-3 1B		B FF 96 B FF 95 X FF 95 2-0 ② F8		C CH 84 F CH 84 S FF 95 0-3 ② K	F FF 97 C FF 98 X FF 98 0-2 ②③ G6-3 1-2f			C FF 94 B KC 85 B FF 94 F FF 94 F KC 86 F FF 95 S FF 96 2-3 ① K	5	0	1	0	0	2	3
29 Adrian Beltré, R (1, 5) OBP: 0.294, SLG: 0.428	X FF 95 0-0 ① SF8 3-H		C FF 95 C CH 87 F CH 86 B FF 96 F FF 96 X CH 87 1-2 1B		C CU 78 B CU 78 X CU 79 1-1 18 2B 1B		B FF 95 F FF 95 X FF 95 1-1 ① F8		B FF 96 X FF 95 1-0 ② P3	4	1	2	1	0	0	0
18 Mitch Moreland, L (1, 3) OBP: 0.356, SLG: 0.403	D FF 96 X FF 96 1-0 ②③ G4-6-3 1-2f		X FF 95 0-0 ③ F8		C FF 95 X SI 93 0-1 1 1B 1-H 2B		X FF 92 0-0 ② F9		B FF 96 B FF 95 C FF 95 X FF 95 2-1 ③ F8	5	1	1	1	0	0	2
1 Elvis Andrus, R (1, 6) OBP: 0.305, SLG: 0.295		B FF 95 C SL 83 C FF 94 F CH 88 X CH 87 1-2 ① G5-3		C SL 85 B CU 78 B SL 83 B FF 95 B FF 96 4-1 61 2B BB	D SL 85 F FF 94 X SL 83 1-1 2 S 2 E 2-H 1B		C FF 93 F FC 88 F FF 95 B SL 78 B FF 94 F FF 94 B FF 95 F FF 92 X FF 94 3-2 2 CS 1B			3	1	2	1	1	0	0
2 Leonys Martin, L (1, 8) OBP: 0.238, SLG: 0.269		C FF 94 B CU 80 F CH 85 B FF 94 X FF 97 2-2 ② G5-3		C FF 94 B FF 95 B FF 95 X FF 95 2-1 ① P6	S SI 92 1 SAFE S SL 84 B SL 85 B SI 94 X SL 86 2-2 ③ G6-3 1-H		1 SAFE F FF 95 1 SAFE 1 SAFE 0-1 ③ CS 1-2	C FF 93 F FC 88 C FF 94 0-3 ① K		4	0	0	0	0	1	1
39 Tommy Field, R (1, 4) OBP: 0.333, SLG: 0.524		X FF 94 0-0 HR		C FF 96 D SL 86 C FF 95 B CH 87 S FF 95 2-3 ② K		B SI 90 B SI 92 F SI 91 B CH 85 B SI 92 4-1 17 G3-1 61 1B BB		B SL 84 C SL 84 C CU 76 X SL 85 1-2 ② G4-3		3	1	1	1	1	1	1
61 Robinson Chirinos, R (1, 2) OBP: 0.315, SLG: 0.411		C SL 84 C FF 96 T FF 96 0-2 ③ K		D SL 84 X FF 94 1-0 1-3 2B		1 SAFE B SI 90 1 SAFE B SI 90 X SI 92 2-0 17 G3-1 1-2 1B		B SL 83 S SL 84 S SL 83 B SL 84 B SL 84 X SL 85 3-2 HR		4	1	3	1	0	1	0
Inning Stats	R: 2 E: 1 K: 0 S: 9 H: 2 LOB: 0 BB: 0 P: 13	R: 1 E: 0 K: 1 S: 11 H: 1 LOB: 0 BB: 0 P: 14	R: 1 E: 0 K: 0 S: 13 H: 2 LOB: 1 BB: 0 P: 16	R: 0 E: 0 K: 1 S: 11 H: 1 LOB: 2 BB: 1 P: 22	R: 3 E: 0 K: 2 S: 15 H: 3 LOB: 0 BB: 0 P: 21	R: 0 E: 0 K: 0 S: 8 H: 1 LOB: 2 BB: 2 P: 20	R: 0 E: 0 K: 0 S: 10 H: 1 LOB: 0 BB: 0 P: 14	R: 1 E: 0 K: 1 S: 11 H: 2 LOB: 1 BB: 0 P: 15	R: 0 E: 0 K: 1 S: 8 H: 0 LOB: 0 BB: 0 P: 13	1B: 7 2B: 2 3B: 1 HR: 3 SF: 1 SAC: 0 DP: 2 HBP: 0						

	AB	37
	R	8
	H	13
	RBI	7
	BB	3
	SO	6
	LOB	12

WP: 0 PB: 0 SB: 1 CS: 1 PA: 42

PITCHER		IP	WLS	BF	H	R	ER	SO	BB	IBB	HBP	BLK	WP	HR	S	P	ERA	WHIP
31 Danny Salazar, R ERA: 4.06	(1, 1)	4.2		24	9	7	5	4	1	0	0	0	0	2	56	81	9.64	2.143
35 Marc Rzepczynski, L ERA: 4.82	(5, 1)	0.2		4	1	0	0	0	1	0	0	0	0	0	8	18	0.00	3.000
49 Austin Adams, R ERA: 1.59	(6, 1)	1.0		3	0	0	0	0	1	0	0	0	0	0	5	10	0.00	1.000
50 Nick Hagadone, L ERA: 4.97	(7, 1)	1.0		3	1	0	0	1	0	0	0	0	0	0	11	14	0.00	1.000
48 Scott Atchison, R ERA: 4.97	(8, 1)	0.2	W	4	2	1	1	0	0	0	0	0	0	1	8	12	13.50	3.000

PITCHER		IP	WLS	BF	H	R	ER	SO	BB	IBB	HBP	BLK	WP	HR	S	P	ERA	WHIP
37 Cody Allen, R ERA: 7.07	(9, 1)	1.0	S	3	0	0	0	1	0	0	0	0	0	0	8	13	0.00	0.000

Cleveland Indians @ Texas Rangers

Globe Life Park in Arlington, Arlington, TX

Sun May 17 2015, 3:10 PM - 5:59 PM EDT

Att. 32,189 - Partly Cloudy - 76 F

TOP

livebaseballscorecards.com

Batter	1	2	3	4	5	6	7	8	9	AB	R	H	RBI	BB	SO	LOB
22 Jason Kipnis, L (1, 4) OBP: 0.406, SLG: 0.507	B FF 89 C FF 89 X CU 75 1-1 ① G3		H FF 90 1-0 8 E, 7 BB, HBP		C SL 79 B CU 72 S CH 82 B SL 80 B FF 90 F CH 83 B SI 89 4-2 7, 1B, 23 2B, BB	B CH 86 B CH 87 F FF 94 X FF 94 2-1 ③ F7			F FF 92 B FF 93 X FF 93 1-1 7 DI, 1B	3	1	1	0	1	0	0
7 David Murphy, L (1, 7) OBP: 0.346, SLG: 0.479	B FF 89 X FF 89 1-0 23 BB, 1B		D CU 74 1 SAFE B CH 82 B SI 90 B FF 90 4-0 8 E, 1-2, BB		S CH 82 X CU 72 0-1 23 2B, 1-2, 1B		C FF 94 X CU 83 0-1 ① F8		S CH 81 F CH 79 S CH 79 0-3 ③ K, 1-2	4	0	2	0	1	1	1
23 Michael Brantley, L (1, 10) OBP: 0.429, SLG: 0.565	B FF 88 B CU 74 1 SAFE B FF 88 C FF 89 1 SAFE B FF 89 4-1 1-2, BB		C SI 90 B CU 75 F CH 83 B FF 90 D SL 80 S CH 83 3-3 ① K		B CH 81 X SI 88 1-0 1-3, 2-H, 2B		B FF 94 F FF 95 X CU 85 1-1 ② G4-3			3	0	1	1	1	1	2
8 Lonnie Chisenhall, L (1, 5) OBP: 0.265, SLG: 0.374	C FF 89 B CU 74 F CH 82 B FF 90 F FF 90 B FF 90 F CH 83 F FF 90 S SL 80 3-3 ② K		2 SAFE S CU 75 B FF 90 X CH 83 1-1 ② P6, 1-2, 2-3		X FF 90 0-0 ① P2		C FF 96 F CU 83 X FF 96 0-2 ③ G3-1			4	0	0	0	0	1	6
44 Brandon Moss, L (1, 3) OBP: 0.282, SLG: 0.424	C FF 89 B SL 80 F CH 82 F FF 90 B FF 90 S CH 82 2-3 ③ K		S CH 82 C FF 90 B SL 82 X FF 90 1-2 ③ L7		C FF 90 D SL 80 S CH 83 S FF 89 1-3 ② K			B CH 86 B FF 94 X FF 95 2-0 ① G4-3		4	0	0	0	0	2	6
33 Nick Swisher, S (1, 9) OBP: 0.293, SLG: 0.316		F FF 88 B FF 89 F FF 89 B SL 80 B FF 90 S CH 83 3-3 ① K		T CU 72 S CH 82 X FF 88 0-2 ① L8	B SL 80 B CH 83 I IN 78 I IN 82 4-0 IBB			C CU 84 T CH 89 B SL 86 B CU 84 X FF 96 2-2 ② G3		3	0	0	0	1	1	0
24 Michael Bourn, L (1, 8) OBP: 0.315, SLG: 0.302		B CU 72 S CH 82 X FF 90 1-1 55 CS, 1B	B FF 88 X FF 88 1-0 ② L7		C CU 72 B CH 83 B FF 88 F CH 82 B SL 80 F CH 83 C FF 90 3-3 ③ K			C FF 95 B CH 88 X CU 83 1-1 ③ F9		4	0	1	0	0	1	3
55 Roberto Pérez, R (1, 2) OBP: 0.301, SLG: 0.313 6 Zach Walters, S (9, PH) OBP: 0.077, SLG: 0.077		1 SAFE F FF 88 B SL 79 1 SAFE B SL 80 1 SAFE S SL 79 B SL 82 F SI 90 4-2 ② D SL 81, 1-2, BB	X FF 90 0-0 1B			C FF 94 B SL 81 S SL 82 C SL 82 1-3 ① K			B FF 91 B FF 91 B FF 90 C FF 91 S FF 92 S FF 92 3-3 ① K	2 1	0 0	1 0	0 0	1 0	1 1	0 0
11 José Ramírez, S (1, 6) OBP: 0.220, SLG: 0.228		C CU 72 X FF 90 0-1 ③ F9	C CH 82 B FF 88 D CU 74 B CH 81 C FF 89 F SI 89 F SI 88 F CH 81 X CH 80 3-2 ③ F9			B FF 94 B FF 94 C FF 94 B FF 94 C FF 93 X FF 93 3-2 ② F9			C FF 91 S CH 81 F FF 92 F CH 80 X SL 83 0-2 ② L7	4	0	0	0	0	0	2

	AB	R	H	RBI	BB	SO	LOB
	32	1	6	1	5	9	20

Inning Stats	1	2	3	4	5	6	7	8	9
	R: 0 E: 0 K: 2 S: 14	R: 0 E: 0 K: 1 S: 10	R: 0 E: 1 K: 1 S: 8	R: 0 E: 0 K: 0 S: 11	R: 1 E: 0 K: 2 S: 14	R: 0 E: 0 K: 1 S: 8	R: 0 E: 0 K: 0 S: 7	R: 0 E: 0 K: 0 S: 6	R: 0 E: 0 K: 2 S: 13
	H: 1 LOB: 2 BB: 1 P: 25	H: 1 LOB: 1 BB: 1 P: 18	H: 0 LOB: 2 BB: 1 P: 18	H: 1 LOB: 1 BB: 0 P: 15	H: 2 LOB: 3 BB: 2 P: 27	H: 0 LOB: 0 BB: 0 P: 14	H: 0 LOB: 0 BB: 0 P: 8	H: 0 LOB: 0 BB: 0 P: 11	H: 1 LOB: 1 BB: 0 P: 17

1B: 5 SF: 0
2B: 1 SAC: 0
3B: 0 DP: 0
HR: 0 HBP: 1

WP: 0 PA: 38
PB: 0
SB: 0
CS: 1

PITCHER		IP	WLS	BF	H	R	ER	SO	BB	IBB	HBP	BLK	WP	HR	S	P	ERA	WHIP
22 Nick Martinez, R ERA: 1.88	(1, 1)	5.0	W	25	5	1	1	6	4	1	1	0	0	0	57	103	1.80	1.800
25 Ross Ohlendorf, R ERA:	(6, 1)	1.0	H	3	0	0	0	1	0	0	0	0	0	0	8	14	0.00	0.000
52 Tanner Scheppers, R ERA: 7.5	(7, 1)	2.0	H	6	0	0	0	0	0	0	0	0	0	0	13	19	0.00	0.000
37 Shawn Tolleson, R ERA: 3.63	(9, 1)	1.0		4	1	0	0	2	0	0	0	0	0	0	13	17	0.00	1.000

PITCHER	IP	WLS	BF	H	R	ER	SO	BB	IBB	HBP	BLK	WP	HR	S	P	ERA	WHIP

BOTTOM

Cleveland Indians @ Texas Rangers

Globe Life Park in Arlington, Arlington, TX

Sun May 17 2015, 3:10 PM - 5:59 PM EDT

Att. 32,189 - Partly Cloudy - 76 F

livebaseballscorecards.com

Batter	1	2	3	4	5	6	7	8	9	AB	R	H	RBI	BB	SO	LOB
17 Shin-Soo Choo, L (1, 9) OBP: 0.331, SLG: 0.476	C FF 93 B FF 94 F CH 89 B FF 95 S CH 90 2-3 ① K		C CH 89 F FF 95 B CH 90 B FF 95 B CH 89 B CH 90 4-2 7 B5-3 84 1B BB		C FF 94 F FF 93 S CH 87 0-3 ② K		C CH 88 S SL 88 S SL 88 0-3 ③ K			3	1	0	0	1	3	0
7 Delino DeShields, R (1, 7) OBP: 0.397, SLG: 0.396	C FF 94 S SL 87 B SL 88 S SL 89 1-3 ② K		B CH 85 X SI 92 1-0 ② B5-3 1-2		C SL 87 C FF 95 F FF 95 B SL 88 X FF 94 1-2 ③ F8			B CH 88 X FF 94 1-0 84 G3-1 84 S 29 SF7 1B		4	1	1	0	0	1	1
84 Prince Fielder, L (1, 10) OBP: 0.401, SLG: 0.497	X SI 95 0-0 ③ G3-1		F FF 93 B FF 94 X CH 89 1-1 2-H 1B			C CH 86 F FF 94 X SI 94 0-2 18 HR 1B		1 SAFE 1 SAFE 1 SAFE B FF 92 C FF 92 1 SAFE S CH 87 D CH 88 F CH 87 2-2 ① X SL 88 G3-1 1-3		4	1	2	1	0	0	1
29 Adrián Beltré, R (1, 5) OBP: 0.293, SLG: 0.426		B SI 92 F SI 93 B SL 88 X CH 88 2-1 18 2B 18 E 1B	C FF 94 S SI 93 S FF 96 0-3 ③ K			C FF 94 B FF 94 B SI 93 B SL 87 C CH 88 S FF 95 3-3 ① K		X SL 87 0-0 ② SF7 3-H		3	1	1	1	0	2	2
18 Mitch Moreland, L (1, 3) OBP: 0.364, SLG: 0.470		F SI 93 X FF 94 0-1 E9 1-H 2B		C CH 86 B FF 93 S CH 87 X FF 94 1-2 ① F7		X FF 93 0-0 1-H HR		B CH 90 S SL 87 B SL 89 X CH 88 2-1 ③ G3		4	1	2	2	0	0	0
1 Elvis Andrus, R (1, 6) OBP: 0.305, SLG: 0.295		B FF 92 B FF 94 C CH 86 L SL 85 X SL 88 2-2 ① L8		C FF 94 X FF 93 0-1 ② F7		X FF 94 0-0 2 FC4-6 1B				3	0	1	0	0	0	1
2 Leonys Martin, L (1, 8) OBP: 0.240, SLG: 0.264		F SI 92 B SI 94 X CH 86 1-1 ② F7		B FF 95 B SI 94 B SI 94 B FF 94 4-0 9 FC6-4 BB		1 SAFE 1 SAFE X CH 90 0-0 ② FC4-6 9 CS 1-2f				2	0	0	0	1	0	2
9 Adam Rosales, R (1, 4) OBP: 0.208, SLG: 0.289		B FF 94 F SL 87 C SL 87 D SI 93 B CH 89 S CH 89 3-3 ③ K		1 SAFE C FF 93 F FF 91 1 SAFE B CH 86 X FF 92 1-2 ③ FC6-4 1-2f		B FF 92 1 SAFE B CH 90 C FF 91 1 SAFE S FF 91 2-2 ③ CS 1-2	C FF 93 S CH 86 X CH 88 0-2 ① L8			3	0	0	0	0	1	2
61 Robinson Chirinos, R (1, 2) OBP: 0.304, SLG: 0.395			C SL 88 C FF 94 B SL 87 F SL 88 S CH 89 1-3 ① K		C SI 93 F CH 88 B FF 94 X SL 87 1-2 ① P6		F FF 95 F FF 94 B CH 90 C SL 88 1-3 ② K			3	0	0	0	0	2	0
Inning Stats	R: 0 E: 0 K: 2 S: 7 H: 0 LOB: 0 BB: 0 P: 10	R: 1 E: 1 K: 1 S: 12 H: 2 LOB: 1 BB: 0 P: 20	R: 1 E: 0 K: 2 S: 12 H: 1 LOB: 1 BB: 1 P: 19	R: 0 E: 0 K: 0 S: 8 H: 0 LOB: 1 BB: 1 P: 14	R: 0 E: 0 K: 1 S: 10 H: 0 LOB: 0 BB: 0 P: 12	R: 2 E: 0 K: 1 S: 11 H: 3 LOB: 0 BB: 0 P: 16	R: 0 E: 0 K: 2 S: 9 H: 0 LOB: 0 BB: 0 P: 10	R: 1 E: 0 K: 0 S: 8 H: 1 LOB: 0 BB: 0 P: 13		1B: 5 2B: 1 3B: 0 HR: 1 SF: 1 SAC: 0 DP: 0 HBP: 0					

PITCHER	IP	WLS	BF	H	R	ER	SO	BB	IBB	HBP	BLK	WP	HR	S	P	ERA	WHIP
59 Carlos Carrasco, R (1, 1) ERA: 4.98	8.0	L	32	7	5	5	9	2	0	0	0	0	1	77	114	5.62	1.125

PITCHER	IP	WLS	BF	H	R	ER	SO	BB	IBB	HBP	BLK	WP	HR	S	P	ERA	WHIP

AB	29
R	5
H	7
RBI	4
BB	2
SO	9
LOB	9

WP: 0 PA: 33
PB: 0
SB: 1
CS: 1

Batter	1	2	3	4	5	6	7	8	9	10	AB	R	H	RBI	BB	SO	LOB
22 Jason Kipnis, L (1, 4) OBP: 0.399, SLG: 0.497	F SI 95 X CH 86 0-1 P6		B SI 94 B SI 94 C SI 96 X SI 92 2-1 SH5-3 2-3		B SI 90 F SI 91 S SI 91 B SL 81 B CH 84 S SI 97 3-3 K			B SL 76 F SI 95 S SI 96 S SL 82 1-3 K			3	0	0	0	0	2	0
11 José Ramírez, S (1, 6) OBP: 0.230, SLG: 0.240	C SI 94 S SI 96 X SI 95 0-2 1B		S SI 96 F CH 85 X SI 96 0-2 SF9 3-H		C SI 95 B SL 76 C CH 85 X SL 81 1-2 1B			X CH 84 0-0 F7			3	0	2	1	0	0	0
23 Michael Brantley, L (1, 8) OBP: 0.416, SLG: 0.546	1 SAFE C SI 95 X SI 93 0-1 L6		X CH 85 0-0 G6-3		1 SAFE C SI 93 1 SAFE S SI 94 B SI 91 B SI 89 S SL 81 2-3 K			C SI 95 C SI 97 X SI 97 0-2 L7			4	0	0	0	0	1	2
9 Ryan Raburn, R (1, 9) OBP: 0.344, SLG: 0.526 7 David Murphy, L (9, PH) OBP: 0.342, SLG: 0.473 (9, 9)	1 SAFE B CH 85 B SI 94 C SI 94 1 SAFE F SI 94 S SI 94 2-3 K			C SL 77 B CH 85 X CH 86 1-1 G5-3		S SI 93 C SI 92 F SL 81 B CH 86 X CH 88 1-2 L8			C FC 92 T FC 91 X FC 92 0-2 L6		3 1	0 0	0 0	0 0	0 0	1 0	1 0
33 Nick Swisher, S (1, 10) OBP: 0.289, SLG: 0.293		C SI 92 C SI 91 B SI 93 S CH 84 1-3 K		S CH 86 B CH 88 B SI 96 F CH 85 B CH 89 B CH 86 4-2 44 1B BB		C SL 77 B SL 80 F SI 94 X SI 94 1-2 F8			C FC 92 B CH 87 B CH 88 X FC 92 2-1 P5		3	0	0	0	1	1	0
4 Mike Aviles, R (1, 5) OBP: 0.349, SLG: 0.429		C SI 94 C SI 95 B SI 95 B SI 96 B SI 95 F CH 83 X CH 86 3-2 L8		C SI 96 C SI 90 S CH 83 0-3 K		B CH 84 X SI 94 1-0 F9			C FC 92 C FC 92 B KC 85 B KC 82 F FC 92 X FC 92 2-2 G3-1		4	0	0	0	0	1	1
44 Brandon Moss, L (1, 3) OBP: 0.289, SLG: 0.421		B SI 94 C SI 92 B SI 96 S CH 86 B SI 96 B CH 86 4-2 6 FC6-4 BB		C SI 96 B SI 96 X CH 82 1-1 1-2 1B			C CH 84 B SL 78 S CH 86 S SI 97 1-3 K			X SI 88 0-0 G6-3	3	0	1	0	1	1	0
6 Zach Walters, S (1, 7) OBP: 0.059, SLG: 0.059		B SI 95 X CH 84 1-0 FC6-4 1-2f		B CH 86 F SI 95 C SL 80 B CH 85 X SI 96 2-2 L8			C SI 94 B SI 96 X SI 96 1-1 G3-1			B SI 89 F SI 89 F SI 91 S CU 77 1-3 K	4	0	0	0	0	1	3
55 Roberto Pérez, R (1, 2) OBP: 0.299, SLG: 0.324			B CH 82 B SI 92 X SI 92 2-0 22 SH5-3 11 SF9 2B		X CH 89 0-0 F9			B SI 96 C SI 96 B SI 97 F SI 96 X SI 98 2-2 F8		C SI 89 B SL 82 X CH 85 1-1 G6-3	4	1	1	0	0	0	0
Inning Stats	R: 0 H: 1 E: 0 LOB: 1 K: 1 BB: 0 S: 10 P: 12	R: 0 H: 0 E: 0 LOB: 1 K: 1 BB: 1 S: 10 P: 19	R: 1 H: 1 E: 0 LOB: 0 K: 0 BB: 0 S: 7 P: 11	R: 0 H: 1 E: 0 LOB: 2 K: 1 BB: 1 S: 12 P: 20	R: 0 H: 1 E: 0 LOB: 1 K: 2 BB: 0 S: 10 P: 16	R: 0 H: 0 E: 0 LOB: 0 K: 0 BB: 0 S: 8 P: 11	R: 0 H: 0 E: 0 LOB: 0 K: 1 BB: 0 S: 8 P: 12	R: 0 H: 0 E: 0 LOB: 0 K: 1 BB: 0 S: 7 P: 8	R: 0 H: 0 E: 0 LOB: 0 K: 0 BB: 0 S: 9 P: 13	R: 0 H: 0 E: 0 LOB: 0 K: 1 BB: 0 S: 6 P: 8	1B: 3 SF: 1 2B: 1 SAC: 1 3B: 0 DP: 0 HR: 0 HBP: 0						

PITCHER	IP	WLS	BF	H	R	ER	SO	BB	IBB	HBP	BLK	WP	HR	S	P	ERA	WHIP
49 Chris Sale, L (1, 1) ERA: 4.36	8.0		30	4	1	1	7	2	0	0	0	0	0	72	109	1.12	0.750
30 David Robertson, R (9, 1) ERA: 1.04	1.0		3	0	0	0	0	0	0	0	0	0	0	9	13	0.00	0.000
33 Zach Duke, L (10, 1) ERA: 3.0	1.0	W	3	0	0	0	1	0	0	0	0	0	0	6	8	0.00	0.000

PITCHER	IP	WLS	BF	H	R	ER	SO	BB	IBB	HBP	BLK	WP	HR	S	P	ERA	WHIP

TOP

Cleveland Indians @ Chicago White Sox

U.S. Cellular Field, Chicago, IL

Mon May 18 2015, 8:11 PM - 10:44 PM EDT

Att. 17,712 - Clear - 67 F

livebaseballscorecards.com

AB	32
R	1
H	4
RBI	1
BB	2
SO	8
LOB	7

WP: 0		PA:	36
PB: 0			
SB: 0			
CS: 0			

Cleveland Indians @ Chicago White Sox

Mon May 18 2015, 8:11 PM - 10:44 PM EDT
U.S. Cellular Field, Chicago, IL
Att. 17,712 - Clear - 67 F

livebaseballscorecards.com

Batter	1	2	3	4	5	6	7	8	9	10	AB	R	H	RBI	BB	SO	LOB
1 Adam Eaton, L (1, 8) OBP: 0.288, SLG: 0.326	C SI 93 F FF 94 B FF 94 B SI 94 B SI 95 S SI 94 3-3 ① K			B SI 94 S SL 89 F SI 94 B SI 95 X FF 92 2-2 ① L8		C SI 94 B CU 83 X SL 89 1-1 79 WP 3B		X FF 94 0-0 ③ P5			4	1	1	0	0	1	2
53 Melky Cabrera, S (1, 7) OBP: 0.318, SLG: 0.302	C SI 95 C CU 83 F SI 94 F CU 85 S SL 90 0-3 ② K			B SI 95 B SL 89 C SI 94 S SL 91 X CU 85 2-2 79 1B 1B		F FF 94 F FF 95 S FF 92 0-3 ② K			B SI 94 F SL 90 F FF 93 X FF 91 1-2 25 G3-5-3 1B		4	0	2	0	0	2	1
79 José Abreu, R (1, 3) OBP: 0.365, SLG: 0.489	B SI 95 F SI 94 F FF 94 B FF 96 S CU 86 2-3 ③ K			C SI 95 X SI 94 0-1 1-2 1B		C SL 86 B FF 96 S CU 86 F CU 86 S FF 95 1-3 ③ K 3-H			B FF 95 S FF 91 1 SAFE B FF 94 F FF 94 F FF 96 S CU 86 2-3 ① K		4	0	1	0	0	3	1
25 Adam LaRoche, L (1, 10) OBP: 0.359, SLG: 0.376		C SI 93 C SL 89 S FF 94 0-3 ① K		F SI 95 T FF 95 S FF 91 0-3 ② K			F SI 93 X SI 94 0-1 ① G3		F SI 94 B FF 94 C SL 90 B FF 94 X SL 89 2-2 ②③ G3-5-3 1-2f		4	0	0	0	0	2	3
26 Avisaíl García, R (1, 9) OBP: 0.376, SLG: 0.481 20 JB Shuck, L (10, PR) OBP: 0.296, SLG: 0.240		F SI 94 F SI 94 F FF 96 S CU 86 0-3 ② K		X CU 86 0-0 ③ L9			X CU 84 0-0 ② G5-3			B FF 96 B FC 89 B FF 96 B FF 96 4-0 12 1B 5 1B BB	3 0	0 1	0 0	0 0	1 0	1 0	2 0
12 Conor Gillaspie, L (1, 5) OBP: 0.297, SLG: 0.400		C SL 90 B CU 83 B SI 95 X SL 89 2-1 ③ G3-1			B CH 85 B SI 94 F SL 90 B SI 94 X FF 95 3-1 10 G6-4-3 1B		C SI 94 C CU 84 X SL 90 0-2 ③ L7			B FF 93 B FF 95 C FF 95 X SI 94 2-1 5 1B 1-2 1B	4	0	2	0	0	0	0
10 Alexei Ramirez, R (1, 6) OBP: 0.263, SLG: 0.359			X SI 94 0-0 ① P4	C FF 90 X SI 93 0-1 ①② G6-4-3 1-2f				S SL 89 S SL 90 X FF 93 0-2 ① L9		X FC 90 0-0 ① F4	4	0	0	0	0	0	3
21 Tyler Flowers, R (1, 2) OBP: 0.260, SLG: 0.306 64 Emilio Bonifácio, S (8, PR) OBP: 0.263, SLG: 0.222 58 Geovany Soto, R (9, 2) OBP: 0.204, SLG: 0.298			B FF 93 F FF 93 C CU 84 S SL 85 1-3 ② K	S CU 84 B CU 84 S CU 84 C CU 85 1-3 ③ K				B SI 94 B SL 90 B SL 90 C FF 94 F FF 94 B FF 95 4-2 5 G3 BB		C FF 96 B FF 96 S FF 96 B FF 97 S FF 97 2-3 ② K	2 0 1	0 0 0	0 0 0	0 0 0	1 0 0	2 0 1	0 0 2
5 Yolmer Sánchez, S (1, 4) OBP: 0.263, SLG: 0.316			C CU 83 S FF 93 C SI 94 0-3 ③ K			C CH 86 X SI 94 0-1 ① G4-3		1 SAFE B SI 93 X SL 89 1-0 ② G3 1-2		S FF 97 F FF 97 X SI 96 0-2 1-2 2-H 1B	4	0	1	1	0	1	1
Inning Stats	R: 0 E: 0 K: 3 S: 11 H: 0 LOB: 0 BB: 0 P: 16	R: 0 E: 0 K: 2 S: 9 H: 0 LOB: 0 BB: 0 P: 11	R: 0 E: 0 K: 2 S: 7 H: 0 LOB: 0 BB: 0 P: 8	R: 0 E: 0 K: 1 S: 12 H: 2 LOB: 2 BB: 0 P: 16	R: 0 E: 0 K: 1 S: 7 H: 1 LOB: 0 BB: 0 P: 11	R: 1 E: 0 K: 2 S: 11 H: 1 LOB: 0 BB: 0 P: 13	R: 0 E: 0 K: 0 S: 6 H: 0 LOB: 0 BB: 0 P: 6	R: 0 E: 0 K: 0 S: 7 H: 0 LOB: 2 BB: 1 P: 12	R: 0 E: 0 K: 1 S: 10 H: 1 LOB: 0 BB: 0 P: 15	R: 1 E: 0 K: 1 S: 9 H: 2 LOB: 2 BB: 1 P: 17	1B: 6 2B: 0 3B: 1 HR: 0 SF: 0 SAC: 0 DP: 2 HBP: 0						

BOTTOM	
AB	34
R	2
H	7
RBI	1
BB	2
SO	13
LOB	15

WP: 1 PA: 36
PB: 0
SB: 0
CS: 0

PITCHER		IP	WLS	BF	H	R	ER	SO	BB	IBB	HBP	BLK	WP	HR	S	P	ERA	WHIP
28 Corey Kluber, R ERA: 3.79	(1, 1)	9.0		31	5	1	1	12	1	0	0	0	1	0	80	108	1.00	0.667
34 Zach McAllister, R ERA: 3.42	(10, 1)	0.2	L	5	2	1	1	1	1	0	0	0	0	0	9	17	13.50	4.500

PITCHER	IP	WLS	BF	H	R	ER	SO	BB	IBB	HBP	BLK	WP	HR	S	P	ERA	WHIP

Batter	1	2	3	4	5	6	7	8	9	AB	R	H	RBI	BB	SO	LOB
22 Jason Kipnis, L (1, 4) OBP: 0.404, SLG: 0.510	B FF 90 X FF 90 1-0 23 SF8 3B		C FF 92 B CU 82 B FF 91 1 SAFE C CU 81 F SI 91 H CU 80 3-2 11 FC1-4 1-2 HBP		C CU 79 S CH 88 B CU 80 B CU 80 X FF 92 2-2 11 2B 1B		B CU 78 X FF 89 1-0 G6-3 ①		C SL 83 C SL 85 B SL 84 X SL 84 1-2 P5 ①	4	2	2	0	0	0	0
11 José Ramírez, S (1, 6) OBP: 0.237, SLG: 0.250	F FF 91 F FF 90 D CU 82 D CU 82 F FF 91 B FF 93 B FF 92 4-2 9 K 9 S BB		B CU 80 F FF 92 X CU 81 1-1 ② FC1-4 1-2f 2-3		B FF 92 1 SAFE X FF 92 1-0 1-H 2B		B FF 89 C CH 84 X FF 90 1-1 ② G6-3		C FF 92 B FF 93 S SL 83 S SL 84 1-3 ② K2-3	4	0	1	1	1	1	2
23 Michael Brantley, L (1, 7) OBP: 0.408, SLG: 0.537	1 SAFE B FF 94 B FF 93 F FF 92 1 SAFE X FF 93 2-1 ① SF8 3-H		B SI 91 1 SAFE X FF 91 1-0 ③ L8		B CU 82 C FF 92 C FF 92 D CU 84 X FF 93 2-2 ③ G5-3		F FF 90 B FF 90 X FF 91 1-1 9 BB 1B		C FF 93 X FF 93 0-1 ③ L7	4	0	1	1	0	0	3
9 Ryan Raburn, R (1, 9) OBP: 0.354, SLG: 0.517	1 SAFE B FF 93 C CU 81 2 SAFE B FF 92 S CU 80 S FF 93 2-3 ② ③ K 1-3			C CH 85 F FF 90 B CU 80 X FF 92 1-2 ① F9		X CH 84 0-0 4 SH3-4 33 BB 1B	1 SAFE F FF 91 D CU 80 S FF 90 B FF 91 D CU 82 D FF 92 4-2 1-2 BB			3	0	1	0	1	1	1
33 Nick Swisher, S (1, 10) OBP: 0.306, SLG: 0.295		C FF 90 X CU 81 0-1 4 G1-4-3 1B		C CU 80 X FF 92 0-1 ② G6-3		D FF 92 F CU 80 B CH 87 1 SAFE C FF 93 B CU 82 F CU 81 B FF 91 4-2 4 SH3-4 1-2 BB	B CU 81 F FF 93 B SI 90 C CU 80 S FF 92 2-3 ③ K			3	0	1	0	1	1	2
4 Mike Aviles, R (1, 5) OBP: 0.354, SLG: 0.431 8 Lonnie Chisenhall, L (8, PH) OBP: 0.263, SLG: 0.371 (8, 5)		D FF 91 B FF 91 X FF 90 2-0 ① ② G1-4-3 1-2f		C FF 92 B FF 91 X FF 93 1-1 1B		X FF 90 0-0 ① SH3-4 1-2 2-3		C FC 89 S FS 85 F FS 84 B FS 84 S FS 85 1-3 ① K		2 1	0 0	1 0	0 0	0 0	0 1	1 0
44 Brandon Moss, L (1, 3) OBP: 0.288, SLG: 0.440		F FF 91 C CU 80 B FF 91 B CU 82 S FF 93 2-3 ③ K		C CU 79 B FF 92 1 SAFE 1 SAFE X FF 92 1-1 ③ F7		B FF 90 X CU 81 1-0 ② G3		B FS 83 S FS 83 S FS 85 X FC 88 1-2 HR		4	1	1	1	0	1	3
55 Roberto Pérez, R (1, 2) OBP: 0.308, SLG: 0.324			X FF 90 0-0 11 FC1-4 22 HBP 1B		C FF 90 B FF 89 B CH 85 S CH 85 X CU 79 2-2 ① G4-3	I IN 60 I IN 66 I IN 66 I IN 66 4-0 IBB		B FC 88 B FC 88 B FC 88 C SI 90 C FC 88 C FC 87 3-3 ② K		3	0	1	0	1	1	0
24 Michael Bourn, L (1, 8) OBP: 0.306, SLG: 0.292			1 SAFE C CU 80 X FF 91 0-1 ① F8		C CU 78 B CU 81 B CU 79 S FF 91 B CU 80 C CU 78 3-3 ② K	X CU 80 0-0 ③ G1-3		S FS 84 B FS 85 B FS 83 S FS 83 B FS 84 S FS 84 3-3 ③ K		4	0	0	0	0	2	4
Inning Stats	R: 1 E: 0 K: 1 S: 9 H: 1 LOB: 0 BB: 1 P: 18	R: 0 E: 0 K: 1 S: 6 H: 1 LOB: 0 BB: 0 P: 10	R: 0 E: 0 K: 0 S: 9 H: 1 LOB: 2 BB: 0 P: 14	R: 0 E: 0 K: 0 S: 9 H: 1 LOB: 1 BB: 0 P: 12	R: 1 E: 0 K: 1 S: 13 H: 2 LOB: 1 BB: 0 P: 23	R: 0 E: 0 K: 0 S: 7 H: 1 LOB: 2 BB: 1 P: 16	R: 0 E: 0 K: 1 S: 10 H: 1 LOB: 3 BB: 1 P: 19	R: 1 E: 0 K: 3 S: 13 H: 1 LOB: 0 BB: 0 P: 21	R: 0 E: 0 K: 1 S: 8 H: 0 LOB: 0 BB: 0 P: 10	1B: 6 2B: 1 3B: 1 HR: 1 SF: 1 SAC: 1 DP: 1 HBP: 1						

PITCHER		IP	WLS	BF	H	R	ER	SO	BB	IBB	HBP	BLK	WP	HR	S	P	ERA	WHIP
62 Jose Quintana, L ERA: 4.13	(1, 1)	7.0	L	32	8	2	2	4	3	1	1	0	0	0	63	112	2.57	1.571
57 Zach Putnam, R ERA: 5.14	(8, 1)	1.0		4	1	1	1	3	0	0	0	0	0	1	13	21	9.00	1.000
43 Dan Jennings, L ERA: 5.94	(9, 1)	1.0		3	0	0	0	1	0	0	0	0	0	0	8	10	0.00	0.000

PITCHER	IP	WLS	BF	H	R	ER	SO	BB	IBB	HBP	BLK	WP	HR	S	P	ERA	WHIP

TOP

Cleveland Indians @ Chicago White Sox

U.S. Cellular Field, Chicago, IL

Tue May 19 2015, 8:12 PM - 11:08 PM EDT

Att. 15,681 - Clear - 50 F

livebaseballscorecards.com

AB	32
R	3
H	9
RBI	3
BB	4
SO	8
LOB	16

WP: 0	PB: 0	SB: 1	CS: 0
PA: 39			

BOTTOM

Cleveland Indians @ Chicago White Sox

U.S. Cellular Field, Chicago, IL

Tue May 19 2015, 8:12 PM - 11:08 PM EDT

Att. 15,681 - Clear - 50 F

livebaseballscorecards.com

Batter	1	2	3	4	5	6	7	8	9	AB	R	H	RBI	BB	SO	LOB
1 Adam Eaton, L (1, 8) OBP: 0.287, SLG: 0.323	B FF 92 B FF 92 C FF 92 C SI 93 B SI 93 X SI 93 3-2 ① G6-3			X FF 92 0-0 ① P5	C FF 92 B FF 92 F FF 94 S KC 79 1-3 ② K			B SI 90 C SI 91 B FC 84 B SI 92 S FF 92 X SI 92 3-2 79 PB 1B		4	0	1	0	0	1	1
53 Melky Cabrera, S (1, 7) OBP: 0.310, SLG: 0.294	B FF 94 B FF 93 X FF 94 2-0 ② P5			B FF 92 B FF 92 C FF 93 X FF 93 2-1 ② P6	C FF 94 B KC 77 F FC 85 F KC 78 X SI 93 1-2 ③ F8			F FF 92 X SI 94 0-1 ① L9		4	0	0	0	0	0	2
79 José Abreu, R (1, 3) OBP: 0.368, SLG: 0.493	B FF 92 B FC 88 F SI 94 F SI 94 B KC 80 F SI 94 S FC 85 3-3 ③ K			C FF 94 X FF 93 0-1 26 1B 2B		C FC 82 X SI 92 0-1 ① L8		C SL 79 B FC 90 B SL 81 B SL 80 B FC 92 4-1 1-2 BB		3	1	1	0	1	1	0
25 Adam LaRoche, L (1, 10) OBP: 0.363, SLG: 0.369		X FF 92 0-0 ① F7		B SI 93 B SI 94 D FC 86 B FF 93 4-0 12 BB 26 1B BB		B CH 83 C CH 85 C FC 87 B FC 87 B KC 78 B SI 93 4-2 26 FC1-6 BB		C SI 92 D SL 86 B SI 94 F SI 94 S SL 87 2-3 ② K		2	0	0	0	2	1	2
26 Avisaíl García, R (1, 9) OBP: 0.372, SLG: 0.474		B FF 92 S FC 84 B FC 83 F SI 92 S KC 78 2-3 ② K		C FF 94 B FC 85 X SI 94 1-1 12 BB 1-2 2-H 1B		F FC 84 B FC 83 X SI 93 1-1 ② FC1-6 1-2f		B FF 96 C FF 96 F KC 86 B FF 96 F KC 88 C FF 96 2-3 ③ K		4	0	1	1	0	2	3
12 Conor Gillaspie, L (1, 5) OBP: 0.295, SLG: 0.386		C FC 84 X SI 94 0-1 ③ F8		B FF 94 C FC 86 B FF 94 B FC 85 B FF 94 4-1 1-2 2-3 BB		B FC 83 C FF 93 F FF 93 D FC 80 D KC 79 F SI 93 C SI 93 3-3 ③ K			C FF 95 B KC 86 F FF 96 B FF 96 T FF 96 2-2 ① K	3	0	0	0	1	2	1
10 Alexei Ramirez, R (1, 6) OBP: 0.255, SLG: 0.348			C SI 91 B KC 75 F FC 85 X KC 78 1-2 ① G5-3	F FC 86 B FC 85 S FF 94 F FC 85 S KC 79 1-3 ③ K			B SI 92 B FF 91 C FC 82 X FF 92 2-1 ① P3		B FF 95 C KC 86 X KC 88 1-1 ② P3	4	0	0	0	0	1	3
21 Tyler Flowers, R (1, 2) OBP: 0.263, SLG: 0.307 64 Emilio Bonifácio, S (9, PH) OBP: 0.256, SLG: 0.216			C SI 93 B FF 93 C FF 94 B CH 86 X FC 84 2-2 ② L7		B FF 91 X SI 92 1-0 5 SH5-3 1B		F FC 83 S FF 93 T FF 92 0-2 ② K		C FF 96 T FF 96 T FF 96 0-2 ③ K	3 1	0 0	1 0	0 0	0 0	1 1	0 0
5 Yolmer Sánchez, S (1, 4) OBP: 0.238, SLG: 0.286			B FF 92 S FF 92 X FC 84 1-1 ③ G3		B FF 92 F FF 93 X FC 84 1-1 ① SH5-3 1-2		B FF 92 C FF 92 S FC 86 F KC 79 S KC 80 1-3 ③ K2-3			2	0	0	0	0	1	0
Inning Stats	R: 0 E: 0 K: 1 S: 8 H: 0 LOB: 0 BB: 0 P: 16	R: 0 E: 0 K: 1 S: 6 H: 0 LOB: 0 BB: 0 P: 8	R: 0 E: 0 K: 0 S: 8 H: 0 LOB: 0 BB: 0 P: 12	R: 1 E: 0 K: 1 S: 12 H: 2 LOB: 3 BB: 2 P: 24	R: 0 E: 0 K: 1 S: 10 H: 1 LOB: 1 BB: 0 P: 14	R: 0 E: 1 K: 1 S: 10 H: 0 LOB: 1 BB: 1 P: 18	R: 0 E: 0 K: 2 S: 9 H: 0 LOB: 0 BB: 0 P: 12	R: 0 E: 0 K: 2 S: 13 H: 1 LOB: 2 BB: 1 P: 24	R: 0 E: 0 K: 2 S: 8 H: 0 LOB: 0 BB: 0 P: 11	1B: 3 2B: 1 3B: 0 HR: 0 SF: 0 SAC: 1 DP: 0 HBP: 0						

	AB	30
	R	1
	H	4
	RBI	1
	BB	4
	SO	11
	LOB	12

WP: 0 PB: 1 SB: 0 CS: 0 PA: 35

PITCHER		IP	WLS	BF	H	R	ER	SO	BB	IBB	HBP	BLK	WP	HR	S	P	ERA	WHIP
47 Trevor Bauer, R ERA: 3.31	(1, 1)	7.1	W	29	4	1	1	7	3	0	0	0	0	0	68	112	1.23	0.955
27 Bryan Shaw, R ERA: 2.13	(8, 1)	0.0		1	0	0	0	0	1	0	0	0	0	0	1	5	∞	∞
35 Marc Rzepczynski, L ERA: 4.66	(8, 1)	0.1	H	1	0	0	0	1	0	0	0	0	0	0	3	5	0.00	0.000
37 Cody Allen, R ERA: 6.46	(8, 1)	1.1	S	4	0	0	0	3	0	0	0	0	0	0	12	17	0.00	0.000

PITCHER	IP	WLS	BF	H	R	ER	SO	BB	IBB	HBP	BLK	WP	HR	S	P	ERA	WHIP

Cleveland Indians @ Chicago White Sox

U.S. Cellular Field, Chicago, IL

Wed May 20 2015, 8:41 PM - 11:37 PM EDT

Att. 15,146 - Drizzle - 51 F

livebaseballscorecards.com

Batter	1	2	3	4	5	6	7	8	9	AB	R	H	RBI	BB	SO	LOB
22 Jason Kipnis, L (1, 4) OBP: 0.396, SLG: 0.497	C FF 90 F SL 85 S SL 88 0-3 ① K		B FF 91 C FF 92 X SL 85 1-1 ① G4-3		B SI 91 C FF 92 1 SAFE F SI 94 X SL 91 1-2 ③ FC6 1-2f	X FF 92 0-0 ① SH5-4 1-2 2-3	B FS 85 X FS 84 1-0 ② G3-1		4	0	0	0	0	1	1
11 José Ramírez, S (1, 6) OBP: 0.260, SLG: 0.261	C FF 91 X SI 93 0-1 9 S 1B		B FF 92 B SI 92 C FF 93 B SI 92 C FF 93 D SL 88 4-2 23 G6-4-3 BB			B SI 91 C SI 93 C SI 91 F SL 88 B FF 93 B SI 94 B SI 94 4-2 33 1B 23 S 4 SF7 BB	B FF 91 B FF 92 B FF 92 C FF 91 X FF 91 3-1 23 2B 1B 2-3 3-H		B FS 85 C FS 84 B FS 85 C FC 88 X FS 84 2-2 ③ F7	3	2	2	1	2	0	0
23 Michael Brantley, L (1, 7) OBP: 0.404, SLG: 0.535	1 SAFE X FF 92 0-0 ② F7		B FF 90 1 SAFE F FF 91 B SI 92 F FF 93 X SL 87 2-2 ② ③ G6-4-3 1-2f			1 SAFE C FF 95 D SL 89 B FF 94 C FF 95 D SL 90 S SI 95 3-3 ① K 1-2	B FF 91 1 SAFE B FF 93 B FF 92 C FF 91 1 SAFE X FF 91 3-1 1-H 3-H 2B			4	0	1	2	0	1	3
9 Ryan Raburn, R (1, 9) OBP: 0.368, SLG: 0.508 7 David Murphy, L (7, PH) OBP: 0.338, SLG: 0.467 (7, 9)	B SI 92 1 SAFE B FF 91 C SL 84 B FF 93 B SL 85 4-1 33 FC6-4 1-2 BB			F SI 92 S SL 86 S SL 88 0-3 ① K B SL 84 C FF 92 B SL 85 B SI 92 F SI 93 D SL 89 4-2 4 G6-4-3 BB		B FF 93 D SL 86 T FF 94 C SI 93 B FF 96 D SL 86 4-2 33 1B BB	F SI 93 F CH 88 B SI 94 F CH 87 F SL 90 S SL 90 2-3 ② K			1 1	0 0	0 0	0 0	2 0	1 1	0 1
33 Nick Swisher, S (1, 10) OBP: 0.321, SLG: 0.298	B SL 86 B SI 93 C SI 93 C FF 93 X FF 94 2-2 ③ FC6-4 1-2f					D SL 84 C SI 92 B SI 92 X SI 94 2-1 1-2 2-3 1B	B SI 93 C SI 92 B SI 94 B SL 89 S CH 86 X CH 88 3-2 ③ G4-3			3	0	1	0	1	0	3
4 Mike Aviles, R (1, 5) OBP: 0.353, SLG: 0.433 8 Lonnie Chisenhall, L (8, PH) OBP: 0.261, SLG: 0.368 (8, 5)		B SI 89 X SI 91 1-0 24 S 1B		B SI 93 F FF 93 B FF 94 F SI 94 X FF 94 2-2 ② ③ G6-4-3 1-2f		B SI 95 F FF 94 X FF 94 1-1 ② SF7 3-H		C CH 86 F SL 90 C SI 94 0-3 ① K		2 1	0 0	1 0	1 0	0 0	0 1	1 0
44 Brandon Moss, L (1, 3) OBP: 0.280, SLG: 0.426		X FF 90 0-0 ① P4			B SL 86 C FF 92 C SL 83 X SL 90 1-2 ① F8	B FF 93 C FF 93 B FF 93 X FF 93 2-1 ③ F7		F SI 94 F CH 86 B SI 95 B CH 87 B SI 94 S CH 87 3-3 ② K2-3		4	0	0	0	0	1	3
12 Brett Hayes, R (1, 2) OBP: 0.229, SLG: 0.438		B SI 90 1 SAFE F SI 91 X FF 90 1-1 ② L8			B SL 83 B FF 94 F SI 93 X FF 93 2-1 ② F8		C SL 81 F FF 92 B SL 86 F SL 85 B FF 92 B FF 93 F FF 92 B FF 92 4-2 22 SH5-4 24 SH 11 1B BB	F SI 93 B SL 89 S CH 86 X SL 90 1-2 ③ L6		3	1	0	0	1	0	1
24 Michael Bourn, L (1, 8) OBP: 0.307, SLG: 0.293		1 SAFE C SL 83 B SL 85 1 SAFE B SL 81 C FF 92 B SL 87 S SL 88 3-3 ③ K 1-2			B SI 92 B FF 94 B FF 93 C SI 92 X SI 93 3-1 22 FC6 1B		C SL 83 1 SAFE B FF 92 1 SAFE X FF 92 1-1 SH 11 1B 22 SH5-4 23 2B 1-2		C FS 83 B FS 84 F FS 84 B FS 84 C FC 89 2-3 ① K	3	1	1	0	0	2	1

Inning Stats																								
	R: 0 E: 0 K: 1 S: 10	H: 1 LOB: 2 BB: 1 P: 16	R: 0 E: 0 K: 1 S: 7	H: 1 LOB: 1 BB: 0 P: 12	R: 0 E: 0 K: 0 S: 7	H: 0 LOB: 0 BB: 1 P: 14	R: 0 E: 0 K: 1 S: 8	H: 0 LOB: 0 BB: 1 P: 14	R: 0 E: 0 K: 0 S: 10	H: 1 LOB: 1 BB: 0 P: 17	R: 1 E: 0 K: 1 S: 14	H: 1 LOB: 2 BB: 2 P: 30	R: 3 E: 0 K: 1 S: 19	H: 2 LOB: 1 BB: 1 P: 35	R: 0 E: 0 K: 2 S: 9	H: 0 LOB: 0 BB: 0 P: 13	R: 0 E: 0 K: 1 S: 7	H: 0 LOB: 0 BB: 0 P: 12	1B: 5 2B: 1 3B: 0 HR: 0	SF: 1 SAC: 2 DP: 2 HBP: 0	WP: 0 PB: 0 SB: 3 CS: 0	PA: 38

PITCHER		IP	WLS	BF	H	R	ER	SO	BB	IBB	HBP	BLK	WP	HR	S	P	ERA	WHIP
55 Carlos Rodón, L ERA: 4.03	(1, 1)	6.0		25	4	1	1	4	5	0	0	0	0	0	56	103	1.50	1.500
43 Dan Jennings, L ERA: 7.41	(7, 1)	0.1	L	5	2	3	3	0	1	0	0	0	0	0	11	22	81.00	9.000
52 Jake Petricka, R ERA: 3.86	(7, 1)	1.2		5	0	0	0	3	0	0	0	0	0	0	17	26	0.00	0.000
57 Zach Putnam, R ERA: 4.8	(9, 1)	1.0		3	0	0	0	1	0	0	0	0	0	0	7	12	0.00	0.000

PITCHER	IP	WLS	BF	H	R	ER	SO	BB	IBB	HBP	BLK	WP	HR	S	P	ERA	WHIP

TOP	
AB	29
R	4
H	6
RBI	4
BB	6
SO	8
LOB	14

Batter	1	2	3	4	5	6	7	8	9	AB	R	H	RBI	BB	SO	LOB
1 Adam Eaton, L (1, 8) OBP: 0.286, SLG: 0.343	B SI 85 B SI 86 C SI 84 C CH 80 B SI 86 X CH 80 3-2 ① G3		B CH 78 C FC 83 B SI 86 X FC 83 2-1 HR			C CU 70 F FF 85 F CU 72 B CH 79 C FF 84 1-3 ① K		B SL 82 F FF 95 X FF 96 1-1 ③ G1-3		4	1	1	1	0	1	0
53 Melky Cabrera, S (1, 7) OBP: 0.302, SLG: 0.286	B FF 86 B CH 77 B SI 84 C SI 84 C SI 86 S FF 86 3-3 ② K		B CH 80 C FF 86 C FF 87 B CH 80 X CH 80 2-2 ③ G6-3			C CU 72 F FF 86 B CH 80 F CH 79 B FF 86 X SI 86 2-2 ② F8			B FF 94 C FF 96 B KC 86 X FF 96 2-1 ① L8	4	0	0	0	0	1	0
79 José Abreu, R (1, 3) OBP: 0.365, SLG: 0.486	B SI 87 F SL 80 B FF 86 S CH 79 X FC 83 2-2 ③ L8			B FF 84 C FC 82 F FC 83 S CH 81 1-3 ① K		B CH 80 X FC 83 1-0 ③ G5-3			B KC 87 X FF 96 1-0 26 BB 25 BB 10 1B 1B	4	1	1	0	0	1	0
25 Adam LaRoche, L (1, 10) OBP: 0.367, SLG: 0.368 64 Emilio Bonifácio, S (9, PR) OBP: 0.256, SLG: 0.216		C FF 84 C CH 79 B FC 84 B FF 85 B CH 78 X SI 86 3-2 1B		X CH 75 0-0 ② P6			B FF 84 C FF 84 X CU 70 1-1 ① G6-3		B FF 96 B FF 96 B FF 96 B FF 96 4-0 10 1B 26 BB 1-2 BB	3 0	0 0	1 0	0 0	1 0	0 0	0 0
26 Avisaíl García, R (1, 9) OBP: 0.369, SLG: 0.464		S FC 83 1 SAFE B FC 83 B FC 83 X SL 80 2-1 ① L8		C FF 86 B FC 83 B SL 78 X FF 86 2-1 ③ G5-3			F FC 81 X FC 81 0-1 ② G5-3		B FF 96 B FF 96 F FF 95 B FF 96 B FF 96 4-1 10 1B 1-2 2-3 BB	3	0	0	0	1	0	1
12 Conor Gillaspie, L (1, 5) OBP: 0.303, SLG: 0.424		B SI 85 S FF 85 S CH 80 B CH 80 S CH 81 2-3 ② K			X SL 77 0-0 1B		B CU 71 B FF 86 C FF 85 X FF 86 2-1 HR		X FF 96 0-0 ② P5	4	1	2	1	0	1	4
10 Alexei Ramirez, R (1, 6) OBP: 0.255, SLG: 0.346		C FC 83 C SI 86 F CH 81 B CH 81 S CH 80 1-3 ③ K			1 SAFE B FF 85 1 SAFE X FC 83 1-0 ① F7		B FF 95 C FF 95 F FF 96 X FF 96 1-2 ③ G4-3		C KC 86 X KC 87 0-1 1-2 2-3 3-H 1B	4	0	1	1	0	1	2
21 Tyler Flowers, R (1, 2) OBP: 0.253, SLG: 0.295 20 JB Shuck, L (9, PH) OBP: 0.286, SLG: 0.231			X FF 84 0-0 ① P3		1 SAFE C FF 86 1 SAFE B FF 86 X FC 82 1-1 ② L7			B FC 88 S FF 94 X FF 94 1-1 ① P4	C FF 96 S KC 88 S KC 87 0-3 ③ K	3 1	0 0	0 0	0 0	0 1	0 3	1 3
5 Yolmer Sánchez, S (1, 4) OBP: 0.208, SLG: 0.250			B FF 85 C FF 84 C CH 79 S CH 79 1-3 ② K2-3		X CH 80 0-0 ③ G6-3			B FF 94 C FF 94 S FC 89 F FF 95 B SL 83 B FF 96 X FF 95 3-2 ② L8		3	0	0	0	0	1	1
Inning Stats	R: 0 E: 0 K: 1 S: 9 H: 0 LOB: 0 BB: 0 P: 17	R: 0 E: 0 K: 2 S: 12 H: 1 LOB: 1 BB: 0 P: 20	R: 1 E: 0 K: 1 S: 9 H: 1 LOB: 0 BB: 0 P: 14	R: 0 E: 0 K: 1 S: 6 H: 0 LOB: 0 BB: 0 P: 9	R: 0 E: 0 K: 0 S: 5 H: 1 LOB: 1 BB: 0 P: 7	R: 0 E: 0 K: 1 S: 9 H: 0 LOB: 0 BB: 0 P: 13	R: 1 E: 0 K: 0 S: 9 H: 1 LOB: 0 BB: 0 P: 13	R: 0 E: 0 K: 0 S: 8 H: 0 LOB: 0 BB: 0 P: 13	R: 1 E: 0 K: 1 S: 10 H: 2 LOB: 3 BB: 2 P: 21	1B: 4 2B: 0 3B: 0 HR: 2	SF: 0 SAC: 0 DP: 0 HBP: 0			WP: 0 PB: 0 SB: 0 CS: 0	PA: 35		

PITCHER		IP	WLS	BF	H	R	ER	SO	BB	IBB	HBP	BLK	WP	HR	S	P	ERA	WHIP
38 Shaun Marcum, R ERA: 2.31	(1, 1)	6.2	W	24	4	2	2	6	0	0	0	0	0	2	56	89	2.70	0.600
34 Zach McAllister, R ERA: 3.24	(7, 1)	1.1	H	4	0	0	0	0	0	0	0	0	0	0	11	17	0.00	0.000
37 Cody Allen, R ERA: 6.61	(9, 1)	1.0	S	7	2	1	1	1	2	0	0	0	0	0	10	21	9.00	4.000

PITCHER	IP	WLS	BF	H	R	ER	SO	BB	IBB	HBP	BLK	WP	HR	S	P	ERA	WHIP

BOTTOM

Cleveland Indians @ Chicago White Sox

U.S. Cellular Field, Chicago, IL

Wed May 20 2015, 8:41 PM - 11:37 PM EDT

Att. 15,146 - Drizzle - 51 F

livebaseballscorecards.com

AB	33
R	3
H	6
RBI	3
BB	2
SO	7
LOB	12

Batter	1	2	3	4	5	6	7	8	9	AB	R	H	RBI	BB	SO	LOB
22 Jason Kipnis, L (1, 4) OBP: 0.396, SLG: 0.497	B FF 86 B FF 88 B FF 88 C FF 88 X FF 88 3-1 23 WP 23 1B 2B	X FC 84 0-0 ① FC4-6 41 E 41 G2-3 1-2f 2-3			B FC 83 F CH 80 F FF 88 B FC 85 X FF 89 2-2 ① P6	C CH 83 F SI 90 B SL 82 X CH 85 1-2 ③ F8		B SI 90 I IN 51 I IN 50 I IN 48 4-0 1-2 IBB		4	1	1	0	1	0	5
41 Carlos Santana, S (1, 3) OBP: 0.360, SLG: 0.331	B FF 89 C FF 90 S CH 82 B FF 91 B FF 90 D CH 83 4-2 23 1B 23 WP 9 G6-4-3 BB	B CH 80 B FF 89 B FF 90 C FF 90 1 SAFE 1 SAFE S CH 80 1 SAFE X CH 82 3-2 ② G2-3 1-3 3-H			C FC 83 X CU 75 0-1 ② F8		F CU 79 B CH 82 B CH 82 B SI 90 C SI 90 X SI 90 3-2 ① G3-1	B CU 77 B SI 90 F SI 90 F SI 90 F SI 92 C SI 92 2-3 ③		4	1	0	1	1	1	4
23 Michael Brantley, L (1, 7) OBP: 0.404, SLG: 0.527	B FF 89 F FF 90 B FC 87 X FF 90 2-1 9 G6-4-3 1-3 2-H 1B	X FF 89 0-0 ③ G4-3			B FF 88 B CU 76 B FF 88 C FF 88 B CH 80 4-1 BB		C SI 91 X SI 91 0-1 ② G3		X FF 94 0-0 ① P5	4	0	1	1	1	0	1
9 Ryan Raburn, R (1, 9) OBP: 0.352, SLG: 0.484 7 David Murphy, L (7, PH) OBP: 0.341, SLG: 0.481 (7, 9)	1 SAFE B FF 89 X FC 83 1-0 ① ② G6-4-3 1-2f 3-H		B CU 73 B CH 81 S CH 81 B CU 74 F CH 82 F FF 90 X CH 82 3-2 ① G6-3		S CH 79 D FC 85 X CH 79 1-1 ③ F8		C SI 90 S CH 84 X CH 85 0-2 2B		C FF 95 X FF 94 0-1 ② G4-3	3 2	0 0	0 1	0 0	0 0	0 0	2 0
33 Nick Swisher, S (1, 10) OBP: 0.328, SLG: 0.365	C FF 88 B FC 86 S CH 82 X FF 89 1-2 HR		C CU 74 B FF 89 F CH 81 B CH 82 C FC 86 2-3 ② K			B CU 72 F CU 72 X FF 89 1-1 ① F8	F FC 83 B CH 82 X SI 91 1-1 ③ G4-3		X FF 95 0-0 4 E 4 1B 1B	5	1	2	1	0	1	1
4 Mike Aviles, R (1, 5) OBP: 0.384, SLG: 0.508	F FC 86 B CH 82 S CH 82 X CH 81 1-2 HR		B FF 88 B FC 84 B FF 88 C FF 88 F FF 88 X FF 88 3-2 ③ F9			X CH 79 0-0 55 BB 11 BB 1B		C FF 90 B SI 90 X CH 82 1-1 55 SH1-4 24 FC6-2 11 1B 1B	B SL 90 F FF 95 F FF 96 X SL 91 1-2 E5 1-3 1B	5	1	4	1	0	0	0
11 José Ramírez, S (1, 6) OBP: 0.266, SLG: 0.261	B FF 88 S FF 90 C CU 77 X CH 82 1-2 ③ F9			B FC 83 C FF 88 C CU 74 X CH 80 1-2 ① F8		1 SAFE B FF 87 S CH 80 1 SAFE B CH 79 B FF 88 C CH 79 1 SAFE B CH 79 4-2 55 BB 1-2 BB		B SI 90 C SI 89 C FF 90 B SI 88 F CH 82 X SI 89 2-2 24 FC6-2 55 SH1-4 1-2 1B	1 SAFE C FF 95 X FF 96 0-1 ③ F7	4	0	1	0	1	0	2
55 Roberto Pérez, R (1, 2) OBP: 0.319, SLG: 0.320		B FF 87 B CH 81 C FF 88 B FF 89 B FF 89 4-1 22 FC4-6 24 1B 41 G2-3 BB		B CH 81 C CH 80 B FF 88 B FC 84 C FF 89 S CH 81 3-3 ② K		B SI 88 S SI 91 B SI 90 B CH 82 B SI 91 4-1 1-2 2-3 BB		X SI 91 0-0 ① SH1-4 1-2 2-3		1	1	0	0	2	1	0
24 Michael Bourn, L (1, 8) OBP: 0.305, SLG: 0.291		X FC 84 0-0 22 FC4-6 1-2 1B		C CU 73 C CU 74 B CH 80 B FC 85 B CU 76 S CH 81 3-3 ③ K		C CH 82 F SI 88 D CH 83 B SI 90 D CH 84 X SI 89 3-2 ② F7		C CU 80 B SI 91 B SI 90 S CH 83 F FF 92 B CH 84 X CH 84 3-2 ② FC6-2 22 S 2-3 3-H		4	0	1	0	0	1	5
Inning Stats	R: 4 E: 0 K: 0 S: 16 H: 4 LOB: 0 BB: 1 P: 29	R: 1 E: 1 K: 0 S: 7 H: 1 LOB: 1 BB: 1 P: 14	R: 0 E: 0 K: 1 S: 10 H: 0 LOB: 0 BB: 0 P: 18	R: 0 E: 0 K: 2 S: 9 H: 0 LOB: 0 BB: 0 P: 16	R: 0 E: 0 K: 0 S: 8 H: 0 LOB: 1 BB: 1 P: 15	R: 0 E: 0 K: 0 S: 12 H: 1 LOB: 3 BB: 2 P: 25	R: 0 E: 0 K: 0 S: 10 H: 1 LOB: 1 BB: 0 P: 14	R: 0 E: 0 K: 1 S: 15 H: 2 LOB: 3 BB: 1 P: 27	R: 0 E: 1 K: 0 S: 9 H: 2 LOB: 2 BB: 0 P: 10	1B: 7 2B: 2 3B: 0 HR: 2 SF: 0 SAC: 1 DP: 1 HBP: 0						

PITCHER		IP	WLS	BF	H	R	ER	SO	BB	IBB	HBP	BLK	WP	HR	S	P	ERA	WHIP
50 John Danks, L ERA: 5.11	(1, 1)	5.1	L	25	6	5	5	3	4	0	0	0	1	2	55	102	8.44	1.875
67 Scott Carroll, R ERA: 2.35	(6, 1)	2.2		13	3	0	0	1	1	1	0	0	0	0	32	56	0.00	1.500
48 Hector Noesí, R ERA: 5.6	(9, 1)	1.0		5	2	0	0	0	0	0	0	0	0	0	9	10	0.00	2.000

PITCHER	IP	WLS	BF	H	R	ER	SO	BB	IBB	HBP	BLK	WP	HR	S	P	ERA	WHIP

Cleveland Indians @ Chicago White Sox

U.S. Cellular Field, Chicago, IL

Thu May 21 2015, 8:12 PM - 11:15 PM EDT

Att. 18,321 - Clear - 69 F

TOP

livebaseballscorecards.com

AB	36
R	5
H	11
RBI	4
BB	6
SO	4
LOB	20

WP: 1 PB: 0 SB: 1 CS: 0 PA: 43

Batter	1	2	3	4	5	6	7	8	9	AB	R	H	RBI	BB	SO	LOB
1 Adam Eaton, L (1, 8) OBP: 0.291, SLG: 0.343	C FF 96 F FF 95 F FF 96 X CH 88 0-2 79 1B 1B		B FF 96 B FF 96 B FF 97 B FF 96 4-0 25 BB 1-2 BB		B FF 94 C FF 94 X FF 95 1-1 ① F8		B CH 84 B SI 92 X SI 91 2-0 ③ G4-3			3	0	1	0	1	0	0
53 Melky Cabrera, S (1, 7) OBP: 0.301, SLG: 0.285	B FF 96 S FF 96 B FF 96 F FF 97 F FF 98 X FF 97 2-2 ① F7		C FF 97 F FF 96 F FF 97 F FF 97 S CH 88 0-3 ① K		B FF 95 C FF 96 C CH 85 X FF 96 1-2 79 F8-4-3 1B			C SI 92 X CH 85 0-1 ① L8		4	0	1	0	0	1	3
79 José Abreu, R (1, 3) OBP: 0.363, SLG: 0.479	F FF 97 X SL 86 0-1 1-3 1B		F CH 86 S FF 98 F FF 96 S FF 97 0-3 ② K		F FF 96 F CH 87 F CH 87 X FF 97 0-2 ②③ F8-4-3 1-1			C SI 92 C SL 84 F SL 84 X SL 84 0-2 ② F7		4	0	1	0	0	1	3
25 Adam LaRoche, L (1, 10) OBP: 0.364, SLG: 0.359	C FF 97 B FF 97 D CH 88 F FF 97 B FF 97 F FF 98 S CH 89 3-3 ② K		B FF 97 F FF 96 B FF 96 B CH 86 B FF 97 4-1 1-2 2-3 BB			C FF 93 S FF 94 B SI 93 F CH 85 B FF 96 X CH 85 2-2 ① G6-3		S SL 85 S SL 85 S SL 85 0-3 ③ K		3	0	0	0	1	2	2
26 Avisaíl García, R (1, 9) OBP: 0.359, SLG: 0.451	S FF 98 S FF 98 F FF 97 B FF 97 S CH 87 1-3 ③ K		S CH 87 D CH 88 B FF 97 S FF 98 S FF 98 2-3 ③ K			S SL 85 S FF 97 F FF 97 S CH 85 0-3 ② K			B FC 92 F FC 92 B FC 92 X FC 91 2-1 ① F9	4	0	0	0	0	3	5
10 Alexei Ramirez, R (1, 6) OBP: 0.255, SLG: 0.350		C FF 97 F CU 81 X FF 97 0-2 ① F9		B CU 78 B SL 86 F FF 97 F FF 97 X FF 97 2-2 ① G4-3		X FF 96 0-0 2B			B FC 92 B FC 90 B FC 92 C FC 91 X FC 92 3-1 ② F8	4	0	1	0	0	0	0
15 Gordon Beckham, R (1, 5) OBP: 0.333, SLG: 0.429		B FF 97 B SL 85 B FF 96 B SI 97 4-0 21 G6-4-3 BB		B FF 96 F FF 97 B FF 97 X SI 97 2-1 E6		C FF 96 X FF 94 0-1 ③ F8			C FC 92 C FC 92 X SL 81 0-2 21 HR 2B	3	1	1	0	1	0	1
21 Tyler Flowers, R (1, 2) OBP: 0.253, SLG: 0.329		C FF 96 S CH 86 F FF 97 1 SAFE F FF 97 X CH 87 0-2 ②③ G6-4-3 1-2f		F FF 95 C FF 97 F FF 97 S CH 86 0-3 ② K			C SI 92 B SL 84 B SL 85 S SI 94 C SI 94 2-3 ① K		F FC 92 X SL 80 0-1 2-H HR	4	1	1	2	0	2	2
64 Emilio Bonifácio, S (1, 4) OBP: 0.256, SLG: 0.220			B FF 95 B FF 96 C FF 96 F FF 97 F FF 97 X CH 88 2-2 25 BB 1 BB 1B	B FF 95 C FF 96 C FF 97 B FF 96 S FF 97 2-3 ③ K			F CH 84 B SI 92 F SL 82 B SI 93 S SL 86 2-3 ② K		F FC 93 B FC 93 F SL 81 B FC 91 X SL 81 2-2 ③ F9	4	0	1	0	0	2	1
Inning Stats	R: 0 E: 0 K: 2 S: 18 H: 2 LOB: 2 BB: 0 P: 24	R: 0 E: 0 K: 0 S: 8 H: 0 LOB: 0 BB: 1 P: 12	R: 0 E: 0 K: 3 S: 17 H: 1 LOB: 3 BB: 2 P: 29	R: 0 E: 1 K: 2 S: 12 H: 0 LOB: 1 BB: 0 P: 18	R: 0 E: 0 K: 0 S: 9 H: 1 LOB: 0 BB: 0 P: 11	R: 0 E: 0 K: 1 S: 11 H: 1 LOB: 1 BB: 0 P: 13	R: 0 E: 0 K: 2 S: 7 H: 0 LOB: 0 BB: 0 P: 13	R: 0 E: 0 K: 1 S: 9 H: 0 LOB: 0 BB: 0 P: 9	R: 2 E: 0 K: 0 S: 12 H: 2 LOB: 0 BB: 0 P: 19	1B: 4 2B: 3 3B: 0 HR: 1 SF: 0 SAC: 0 DP: 2 HBP: 0						

PITCHER		IP	WLS	BF	H	R	ER	SO	BB	IBB	HBP	BLK	WP	HR	S	P	ERA	WHIP
31 Danny Salazar, R ERA: 3.5	(1, 1)	6.0	W	25	5	0	0	8	3	0	0	0	0	0	75	107	0.00	1.333
54 Ryan Webb, R ERA: 1.42	(7, 1)	1.2		5	0	0	0	2	0	0	0	0	0	0	13	19	0.00	0.000
35 Marc Rzepczynski, L ERA: 4.5	(8, 1)	0.1		1	0	0	0	1	0	0	0	0	0	0	3	3	0.00	0.000
27 Bryan Shaw, R ERA: 3.29	(9, 1)	1.0		5	2	2	2	0	0	0	0	0	0	1	12	19	18.00	2.000

PITCHER	IP	WLS	BF	H	R	ER	SO	BB	IBB	HBP	BLK	WP	HR	S	P	ERA	WHIP

BOTTOM

Cleveland Indians @ Chicago White Sox

U.S. Cellular Field, Chicago, IL

Thu May 21 2015, 8:12 PM - 11:15 PM EDT

Att. 18,321 - Clear - 69 F

livebaseballscorecards.com

AB	33
R	2
H	7
RBI	2
BB	3
SO	11
LOB	17

Cincinnati Reds @ Cleveland Indians

Progressive Field, Cleveland, OH

Fri May 22 2015, 7:12 PM - 10:08 PM EDT

Att. 23,617 - Clear - 57 F

livebaseballscorecards.com

TOP

Batter	1	2	3	4	5	6	7	8	9	AB	R	H	RBI	BB	SO	LOB
4 Brandon Phillips, R (1, 4) OBP: 0.353, SLG: 0.376	C FF 95 X FF 96 0-1 ① F8		C FF 92 X FF 92 0-1 21 2B 2B		F CH 91 X CH 86 0-1 ② G2-3			C FF 94 T FC 90 X FC 90 0-2 ① G5-3		4	1	1	0	0	0	0
2 Zack Cozart, R (1, 6) OBP: 0.333, SLG: 0.481	F FF 95 B CU 84 B FF 95 B SI 94 C SI 93 X FF 94 3-2 ② G4-3		C FF 92 F FF 93 F SL 86 B SL 86 S CU 81 1-3 ① K		X FF 92 0-0 E5 19 CS			C CU 80 S CU 83 C FF 96 0-3 ② K		4	0	0	0	0	2	1
19 Joey Votto, L (1, 3) OBP: 0.384, SLG: 0.473	B FF 94 B CH 87 C FF 94 C FF 94 B FF 95 F FF 94 F FF 96 X SI 96 3-2 1B		C FF 93 B CH 88 C FF 93 B FF 94 S CH 86 2-3 ② K		F FF 91 B FF 92 1 SAFE C CU 82 1 SAFE B CH 88 2-2 ③ CS 1-2	C FF 91 C CU 80 B CU 82 F SL 88 B CH 88 F CU 82 F CH 88 F CH 90 B SI 93 3-3 ① K		C FF 96 F CU 81 C FF 96 0-3 ③ K		4	0	1	0	0	3	1
21 Todd Frazier, R (1, 5) OBP: 0.351, SLG: 0.556	B FF 96 F FF 95 C FF 95 B SI 95 D CH 87 X SI 96 3-2 ③ F7		S CU 82 X CU 81 0-1 2-H 2B			C FF 93 B CH 87 S CH 87 S FF 93 1-3 ② K			F FF 89 B FF 89 C SL 86 B CU 78 X SL 85 2-2 32 DI 32 WP 1B	4	1	2	1	0	1	1
9 Marlon Byrd, R (1, 7) OBP: 0.276, SLG: 0.417		B FF 95 C SL 85 C CU 83 B FF 95 X CU 82 2-2 ① G5-3	C FF 93 B FF 94 T FF 92 F FF 93 X SL 86 1-2 ③ F9			F FF 92 C FF 94 F FF 93 S CH 87 0-3 ③ K			B SL 84 X SL 85 1-0 ① F9	4	0	0	0	0	1	2
29 Brayan Peña, S (1, 10) OBP: 0.393, SLG: 0.355		T FF 95 B FF 95 B CH 88 F CH 89 F FF 95 B CH 89 B FF 95 4-2 32 2B 6 G4-3 BB		B FF 92 B FF 91 F FF 92 F FF 93 S FF 92 2-3 ① K			B FF 93 B FF 93 C FF 93 B FF 93 X FF 93 3-1 ① L4		C FF 89 X FF 90 0-1 ② L6	3	1	0	0	1	1	1
32 Jay Bruce, L (1, 9) OBP: 0.308, SLG: 0.407		B FF 94 X FF 93 1-0 6 G4-3 1-3 2B		B FF 92 C FF 93 B CH 86 C CH 86 B FF 93 F CH 87 F FF 93 B FF 93 4-2 6 CS BB			F FF 94 F FF 94 X SL 78 0-2 1B		C FF 90 B SL 87 F SL 86 B FF 90 F SL 86 B CU 79 F SL 85 B SL 86 4-2 1-H BB	2	0	2	0	2	0	0
6 Billy Hamilton, S (1, 8) OBP: 0.255, SLG: 0.322		F CH 88 D CH 88 B FF 94 F CH 88 X FF 94 2-2 ② G4-3 2-3 3-H		B FF 92 C FF 93 B FF 93 X CH 86 2-1 ② ③ B2 1-2			C FF 93 X FF 91 0-1 ② P4		X FF 90 0-0 ③ G6-3	4	0	0	1	0	0	4
16 Tucker Barnhart, L (1, 2) OBP: 0.306, SLG: 0.438		B FF 94 B FF 94 X FF 93 2-0 ③ G4-3			F FF 91 B SI 92 B CH 86 F CH 91 S CH 87 2-3 ① K		C FF 93 S FC 88 D FC 90 B SL 76 F FF 93 F FC 86 X FF 91 2-2 ③ F8			3	0	0	0	0	1	2

	AB	32
	R	3
	H	6
	RBI	2
	BB	3
	SO	9
	LOB	12

Inning Stats																																
	R: 0	H: 1	R: 1	H: 1	R: 1	H: 2	R: 0	H: 0	R: 0	H: 0	R: 0	H: 0	R: 0	H: 1	R: 0	H: 0	R: 1	H: 1	1B: 3	SF: 0	WP: 2	PA: 36
	E: 0	LOB: 1	E: 0	LOB: 1	E: 0	LOB: 1	E: 0	LOB: 0	E: 1	LOB: 0	E: 0	LOB: 0	E: 0	LOB: 1	E: 0	LOB: 0	E: 0	LOB: 1	2B: 3	SAC: 0	PB: 0	
	K: 0	BB: 0	K: 0	BB: 1	K: 2	BB: 0	K: 1	BB: 1	K: 1	BB: 0	K: 3	BB: 0	K: 0	BB: 0	K: 2	BB: 0	K: 0	BB: 1	3B: 0	DP: 0	SB: 0	
	S: 13	P: 22	S: 11	P: 22	S: 15	P: 19	S: 9	P: 17	S: 8	P: 12	S: 14	P: 18	S: 12	P: 17	S: 9	P: 9	S: 11	P: 18	HR: 0	HBP: 0	CS: 2	

PITCHER		IP	WLS	BF	H	R	ER	SO	BB	IBB	HBP	BLK	WP	HR	S	P	ERA	WHIP
59 Carlos Carrasco, R ERA: 4.74	(1, 1)	6.0	W	23	4	2	2	7	2	0	0	0	0	0	70	110	3.00	1.000
50 Nick Hagadone, L ERA: 4.61	(7, 1)	1.0	H	4	1	0	0	0	0	0	0	0	0	0	12	17	0.00	1.000
34 Zach McAllister, R ERA: 3.12	(8, 1)	1.0		3	0	0	0	2	0	0	0	0	0	0	9	9	0.00	0.000
48 Scott Atchison, R ERA: 5.27	(9, 1)	1.0		5	1	1	1	0	1	0	0	0	1	0	11	18	9.00	2.000

PITCHER	IP	WLS	BF	H	R	ER	SO	BB	IBB	HBP	BLK	WP	HR	S	P	ERA	WHIP

Batter	1	2	3	4	5	6	7	8	9	AB	R	H	RBI	BB	SO	LOB
22 Jason Kipnis, L (1, 4) OBP: 0.406, SLG: 0.503	X SI 88 0-0 41 G3-6 1B	C SI 92 B FC 90 B KC 81 F SI 92 X FC 92 2-2 41 FC3-2 1B 1-2 2-3 3-H		1 SAFE B FC 89 B FC 89 1 SAFE C SI 91 D CH 86 B SI 91 4-1 23 G3 44 2B 1-2 BB	C SL 80 X FS 82 0-1 ③ G2-3		D CH 89 C SI 98 S CH 91 X CH 88 1-2 41 2B 3-H 1B			4	2	3	2	1	0	2
41 Carlos Santana, S (1, 3) OBP: 0.355, SLG: 0.333	F SI 89 ① B CH 84 ② 1 SAFE B SI 89 X CH 85 2-1 G3-6 1-2f	D SL 81 S SI 92 C FC 90 F SI 92 X KC 81 1-2 FC3-2 23 FC6-4 1-2 2-3 3-Hf ②		B FC 89 X SI 91 1-0 ① L9		C FC 82 S FS 83 B SL 81 F FS 83 X FS 84 1-2 ① G4-3	1 SAFE C FF 97 P PO 85 B SI 96 X SI 96 2-1 1-H 2B			5	0	1	1	0	0	6
23 Michael Bantley, L (1, 10) OBP: 0.397, SLG: 0.511	C KC 77 B FC 89 F CH 86 B SL 80 B SI 92 D FC 91 4-2 BB	B SI 92 X SI 92 1-0 ③ FC6-4 1-2f		B KC 79 F FC 89 F FC 90 D SL 81 F FC 90 B KC 80 X FC 90 3-2 ② G3 1-2 2-3		C SI 87 X FS 83 0-1 ② G3	C CH 91 B FF 98 X CH 91 1-1 ③ G4-3			4	0	0	0	1	0	6
44 Brandon Moss, L (1, 9) OBP: 0.291, SLG: 0.459	B SI 91 B CH 86 1 SAFE X SI 90 2-0 ③ F9		X SI 90 0-0 HR	D CH 87 X CH 85 1-0 2-H 3-H 2B		B SL 80 C SL 80 S FS 83 F FS 85 B FS 85 B FS 83 B SL 79 4-2 7 BB BB		C CU 72 F CH 86 B SL 82 F FF 93 B CU 75 F CH 87 B FF 93 S FF 94 3-3 ① K		4	1	2	3	1	1	1
7 David Murphy, L (1, 7) OBP: 0.356, SLG: 0.481		C KC 76 B CH 84 F FF 90 F SL 81 X SI 91 1-2 8 FC3-6 1B	C CH 85 C CH 84 X SI 90 0-2 8 FC4-6 1B	X KC 78 0-0 ③ F8		D SI 87 B SI 88 B SI 87 B SI 88 4-0 8 FC6-4 1-2 BB		B CU 74 X FF 94 1-0 ② F8		4	0	2	0	1	0	1
8 Lonnie Chisenhall, L (1, 5) OBP: 0.252, SLG: 0.354		X SI 92 0-0 ① FC3-6 55 BB 11 BB 24 BB 1-2f	C KC 79 F FF 88 1 SAFE X KC 80 0-2 ① FC4-6 11 G3 1-2f		C SI 89 X FS 83 0-1 ① G4-3	B SL 80 D SI 88 X SI 88 2-0 ③ FC6-4 1-2f		F FF 93 B FF 93 S FF 93 S FF 93 1-3 ③ K		5	1	0	0	0	1	4
11 José Ramírez, S (1, 6) OBP: 0.265, SLG: 0.254		C KC 78 B FC 90 B SI 91 B SI 91 B SI 91 4-1 24 BB 55 BB 22 1B 1-2 BB	1 SAFE F FC 88 F FC 89 1 SAFE X KC 79 0-2 ② G3 1-2		C SI 88 B SL 80 B FS 84 C SI 88 B FS 83 F SI 86 X SI 88 3-2 ② F8		C CH 89 X SI 97 0-1 ① G4-3		3	1	0	0	1	0	1
55 Roberto Pérez, R (1, 2) OBP: 0.337, SLG: 0.351		B SI 91 C FF 91 D SL 81 D FC 91 F FC 90 B FC 92 4-2 22 1B 24 BB 41 FC3-2 1-2 2-3 BB	X KC 80 0-0 ③ L7		B SI 87 B SI 88 B SI 87 B SI 86 4-0 24 1B BB		C SL 87 F SL 87 B SL 83 X SL 84 1-2 22 1B 3B		2	1	1	0	2	0	1
24 Michael Bourn, L (1, 8) OBP: 0.317, SLG: 0.300		B SI 92 B SI 92 B FC 90 B SI 91 4-0 41 FC3-2 22 1B 1-2 2-3 3-H BB		C FC 87 C FC 87 B FC 88 B KC 79 B CH 86 X FC 89 3-2 23 G3 22 BB 44 2B 1B	C SI 88 B FS 83 B SI 88 F SI 88 X SI 87 2-2 1-2 1B		X SI 96 0-0 ② L7		3	1	2	1	1	0	1
Inning Stats	R: 0 E: 0 K: 0 S: 6 H: 1 LOB: 1 BB: 1 P: 14	R: 2 E: 0 K: 0 S: 16 H: 2 LOB: 3 BB: 3 P: 33	R: 1 E: 0 K: 0 S: 11 H: 2 LOB: 1 BB: 0 P: 11	R: 2 E: 0 K: 0 S: 11 H: 2 LOB: 1 BB: 1 P: 23	R: 0 E: 0 K: 0 S: 11 H: 1 LOB: 2 BB: 1 P: 20	R: 0 E: 0 K: 0 S: 10 H: 0 LOB: 2 BB: 2 P: 21	R: 2 E: 0 K: 0 S: 14 H: 3 LOB: 1 BB: 0 P: 18	R: 0 E: 0 K: 2 S: 9 H: 0 LOB: 0 BB: 0 P: 14		1B: 7 2B: 2 3B: 1 HR: 1 SF: 0 SAC: 0 DP: 1 HBP: 0				WP: 0 PB: 0 SB: 0 CS: 0 PA: 42	

PITCHER		IP	WLS	BF	H	R	ER	SO	BB	IBB	HBP	BLK	WP	HR	S	P	ERA	WHIP
44 Mike Leake, R ERA: 4.14	(1, 1)	4.0	L	23	7	5	5	0	5	0	0	0	0	1	44	81	11.25	3.000
25 Burke Badenhop, R ERA: 8.04	(5, 1)	2.0		10	1	0	0	0	3	0	0	0	0	0	21	41	0.00	2.000
70 Jumbo Díaz, R ERA: 7.16	(7, 1)	1.0		6	3	2	2	0	0	0	0	0	0	0	14	18	18.00	3.000
60 J.J. Hoover, R ERA: 2.5	(8, 1)	1.0		3	0	0	0	2	0	0	0	0	0	0	9	14	0.00	0.000

PITCHER	IP	WLS	BF	H	R	ER	SO	BB	IBB	HBP	BLK	WP	HR	S	P	ERA	WHIP

BOTTOM

Cincinnati Reds @ Cleveland Indians

Progressive Field, Cleveland, OH

Fri May 22 2015, 7:12 PM - 10:08 PM EDT

Att. 23,617 - Clear - 57 F

livebaseballscorecards.com

AB	34
R	7
H	11
RBI	7
BB	8
SO	2
LOB	23

Batter	1	2	3	4	5	6	7	8	9	AB	R	H	RBI	BB	SO	LOB
4 Brandon Phillips, R (1, 4) OBP: 0.357, SLG: 0.379	C SI 92 X SI 90 0-1 55 G4-6-3 1B		C SL 88 C CU 83 B CU 84 F SI 94 B SL 88 B SL 89 S FF 94 3-3 ① K		X SI 92 0-0 19 S 55 G3-1 1B		C SL 87 C CU 83 S FF 93 0-3 ②③ K 1-2			4	0	2	0	0	2	1
55 Skip Schumaker, L (1, 7) OBP: 0.244, SLG: 0.341	L FF 91 S SL 88 1 SAFE F SI 94 F CU 83 X SL 88 0-2 ①② G4-6-3 1-2f		C CH 85 X SL 89 0-1 ② G4-3		C FF 92 F SL 88 X CU 82 0-2 ② G3-1 1-2			B SI 92 B SL 88 C FF 93 S SI 93 F SI 94 X SI 94 2-2 ① L9		4	0	0	0	0	0	2
19 Joey Votto, L (1, 3) OBP: 0.386, SLG: 0.480	X SI 92 0-0 1B		B SI 94 B SI 93 F FF 93 F SL 90 B FF 94 F CU 84 F SL 90 F FF 94 X FF 94 3-2 2B		B SI 94 B SL 90 C CU 83 C CU 84 C SI 94 2-3 ③ K 2-3			B CU 82 F SI 94 B CU 82 B CU 84 S SL 90 X SI 94 3-2 ② G4-3		4	0	2	0	0	1	1
21 Todd Frazier, R (1, 5) OBP: 0.348, SLG: 0.548	X SL 90 0-0 ③ G5-3		F SI 93 C CU 85 D CU 84 S FF 94 1-3 ③ K			L SL 88 B CU 82 S FF 93 X CU 83 1-2 29 G4-3 1B		S CU 84 S CU 83 S FF 94 0-3 ③ K		4	0	1	0	0	2	2
32 Jay Bruce, L (1, 10) OBP: 0.313, SLG: 0.417		C CU 80 X FF 92 0-1 29 2B 2 SF9 1B		B SI 92 X SL 88 1-0 29 FC3-5 2B		1 SAFE B SI 93 X SI 92 1-0 ① F9			B KC 85 F FF 96 B FF 95 F FF 96 C FF 96 2-3 ① K	4	1	2	0	0	1	1
29 Brayan Peña, S (1, 2) OBP: 0.387, SLG: 0.361		C SI 92 X SL 88 0-1 2 SF9 1-3 2B		X SI 94 0-0 ① FC3-5 2 G5-3 2-3		X SI 94 0-0 ② G4-3 1-2			B KC 86 B FF 96 F FF 96 F FF 96 B KC 87 F FF 96 F FF 96 X FF 94 3-2 ② G6-3	4	0	1	0	0	0	2
2 Zack Cozart, R (1, 6) OBP: 0.325, SLG: 0.471		C CU 82 F CU 84 F FF 94 B CU 83 F SL 90 B SI 95 F SL 90 F CU 85 X FF 95 2-2 ① SF9 2-3 3-H		B FF 93 X SI 94 1-0 ② G5-3 1-2		B CU 84 S SL 89 X SL 90 1-1 ③ F9			B FF 95 S KC 87 B KC 87 B FF 95 X FF 95 3-1 ③ P6	3	0	0	1	0	0	2
27 Brennan Boesch, L (1, 9) OBP: 0.194, SLG: 0.152		B CU 83 F SI 94 T SI 94 F FF 93 S CU 84 1-3 ② K		F SI 93 F CU 83 S CU 84 0-3 ③ K			C SI 92 X SI 92 0-1 ① G4-3			3	0	0	0	0	2	2
6 Billy Hamilton, S (1, 8) OBP: 0.256, SLG: 0.322		D SI 94 X SL 88 1-0 ③ F8			B CU 80 X SI 92 1-0 ① L6		B CH 84 X SL 88 1-0 4 CS 1B			3	0	1	0	0	0	1
Inning Stats	R: 0 E: 0 K: 0 S: 9 H: 2 LOB: 1 BB: 0 P: 9	R: 1 E: 0 K: 1 S: 16 H: 2 LOB: 1 BB: 0 P: 20	R: 0 E: 0 K: 2 S: 15 H: 1 LOB: 1 BB: 0 P: 22	R: 0 E: 0 K: 1 S: 6 H: 1 LOB: 1 BB: 0 P: 8	R: 0 E: 0 K: 1 S: 8 H: 1 LOB: 1 BB: 0 P: 11	R: 0 E: 0 K: 0 S: 7 H: 1 LOB: 1 BB: 0 P: 10	R: 0 E: 0 K: 1 S: 6 H: 1 LOB: 0 BB: 0 P: 7	R: 0 E: 0 K: 1 S: 10 H: 0 LOB: 0 BB: 0 P: 15	R: 0 E: 0 K: 1 S: 10 H: 0 LOB: 0 BB: 0 P: 18	1B: 6 2B: 3 3B: 0 HR: 0 SF: 1 SAC: 0 DP: 1 HBP: 0						

PITCHER		IP	WLS	BF	H	R	ER	SO	BB	IBB	HBP	BLK	WP	HR	S	P	ERA	WHIP
28 Corey Kluber, R ERA: 3.49	(1, 1)	8.0	W	31	9	1	1	7	0	0	0	0	0	0	77	102	1.12	1.125
37 Cody Allen, R ERA: 6.23	(9, 1)	1.0	S	3	0	0	0	1	0	0	0	0	0	0	10	18	0.00	0.000

PITCHER	IP	WLS	BF	H	R	ER	SO	BB	IBB	HBP	BLK	WP	HR	S	P	ERA	WHIP

TOP

Cincinnati Reds @ Cleveland Indians

Progressive Field, Cleveland, OH

Sat May 23 2015, 4:12 PM - 6:45 PM EDT

Att. 27,315 - Sunny - 64 F

livebaseballscorecards.com

AB	33
R	1
H	9
RBI	1
BB	0
SO	8
LOB	14

Batter	1	2	3	4	5	6	7	8	9	AB	R	H	RBI	BB	SO	LOB
22 Jason Kipnis, L (1, 4) OBP: 0.408, SLG: 0.509	B FF 92 C FF 92 B SL 85 C FF 92 T FF 94 2-2 ① **K**			B KC 74 F CH 85 B FF 93 C FF 92 S FF 92 2-3 ① **K**		B FF 92 B FF 92 B FF 93 C SI 90 X SI 93 3-1 41 BB 7 1B 1B		C FF 91 1 SAFE X FF 91 0-1 41 G1-3 1-H 2B		4	1	2	1	0	2	0
41 Carlos Santana, S (1, 3) OBP: 0.359, SLG: 0.341	C FF 94 C FF 93 B SL 86 T FF 93 1-2 ② **K**			B CH 86 B CH 86 B FF 93 C FF 93 X FF 93 3-1 **2B**		1 SAFE C CH 84 B FF 91 B FF 91 B SL 84 B FF 93 4-1 7 1B 1-2 BB		C FF 91 F FF 91 B FF 92 D SL 81 X FF 92 2-2 ② **G1-3** 2-3		3	0	1	0	1	1	2
7 David Murphy, L (1, 7) OBP: 0.356, SLG: 0.476 9 Ryan Raburn, R (8, PH) OBP: 0.361, SLG: 0.484 12 Brett Hayes, R (9, 2) OBP: 0.229, SLG: 0.438	B FF 92 B SI 93 B FF 92 C SI 93 X SI 92 3-1 ③ **F8**			C FF 93 B FF 93 F CH 86 B FF 94 C FF 94 2-3 ② **K**		B CH 85 C CH 83 B FF 93 X FF 93 2-1 1-2 2-H 1B		I IN 64 I IN 66 I IN 70 I IN 70 4-0 **IBB**		3 0 0	0 0 0	1 0 0	1 0 0	0 1 0	1 0 0	1 0 0
44 Brandon Moss, L (1, 9) OBP: 0.289, SLG: 0.449		C FF 92 B FF 92 B SI 92 B FF 94 F FF 92 B FF 92 4-2 33 G3-6 BB		F CH 86 B FF 93 F FF 95 D SL 86 F FF 94 X SL 84 2-2 ③ **G1-3**		S CH 84 X CH 84 0-1 ③ **L3**		1 SAFE B FF 89 B FF 89 S FF 90 X FF 90 2-1 ③ **F8**		3	0	0	0	1	0	5
33 Nick Swisher, S (1, 10) OBP: 0.311, SLG: 0.345		X FF 92 0-0 ①② **G3-6** 1-2f			C KC 76 B FF 93 F KC 76 B FF 94 X SL 86 2-2 ① **F8**		B KC 76 C CH 85 F FF 92 B KC 76 F FF 93 S CH 84 2-3 ① **K**			3	0	0	0	0	1	1
8 Lonnie Chisenhall, L (1, 5) OBP: 0.246, SLG: 0.346		B SI 92 B FF 92 F FF 92 S FF 94 B FF 93 X FF 94 3-2 ③ **P6**			B KC 77 S FF 94 F FF 93 X SL 86 1-2 ② **P5**		B FF 90 B FF 91 B FF 92 C SI 91 X SI 90 3-1 ② **F8**			3	0	0	0	0	0	0
11 José Ramírez, S (1, 6) OBP: 0.259, SLG: 0.248			C FF 91 C FF 92 B FF 92 B SL 87 X FF 93 2-2 ① **F7**		C FF 93 X FF 92 0-1 ③ **L8**		C CH 84 B KC 76 X FF 92 1-1 ③ **P2**			3	0	0	0	0	0	0
55 Roberto Pérez, R (1, 2) OBP: 0.337, SLG: 0.342 4 Mike Aviles, R (8, PR) OBP: 0.384, SLG: 0.508 (9, 7)			S FF 93 F SI 92 B SL 86 B SL 88 S FF 95 2-3 ② **K**			S FF 93 B KC 78 B SI 93 B SI 93 F SI 94 X FF 93 3-2 ① **P3**		C FF 91 B FF 92 B FF 91 C FF 92 B FF 92 B FF 92 4-2 24 FC1-6 BB		2 0	0 0	0 0	0 0	1 0	1 0	0 0
24 Michael Bourn, L (1, 8) OBP: 0.311, SLG: 0.293			F FF 93 X SI 93 0-1 ③ **L8**			X CH 85 0-0 ② **B2-3**		1 SAFE L FF 90 X FF 90 0-1 ① **FC1-6** 1-2f 22 2B		3	1	0	0	0	0	1
Inning Stats	R: 0 E: 0 K: 2 S: 8 H: 0 LOB: 0 BB: 0 P: 14	R: 0 E: 0 K: 0 S: 6 H: 0 LOB: 0 BB: 1 P: 13	R: 0 E: 0 K: 1 S: 8 H: 0 LOB: 0 BB: 0 P: 12	R: 0 E: 0 K: 2 S: 12 H: 1 LOB: 1 BB: 0 P: 21	R: 0 E: 0 K: 0 S: 8 H: 0 LOB: 0 BB: 0 P: 11	R: 1 E: 0 K: 0 S: 11 H: 2 LOB: 2 BB: 1 P: 23	R: 0 E: 0 K: 1 S: 8 H: 0 LOB: 0 BB: 0 P: 14	R: 1 E: 0 K: 0 S: 11 H: 1 LOB: 2 BB: 2 P: 23		1B: 2 2B: 2 3B: 0 HR: 0 SF: 0 SAC: 0 DP: 1 HBP: 0						

PITCHER		IP	WLS	BF	H	R	ER	SO	BB	IBB	HBP	BLK	WP	HR	S	P	ERA	WHIP
28 Anthony DeSclafani, R ERA: 3.46	(1, 1)	7.0		25	3	1	1	6	2	0	0	0	0	0	61	108	1.29	0.714
52 Tony Cingrani, L ERA: 3.31	(8, 1)	1.0	L	6	1	1	1	0	1	1	0	0	0	0	11	23	9.00	2.000

PITCHER	IP	WLS	BF	H	R	ER	SO	BB	IBB	HBP	BLK	WP	HR	S	P	ERA	WHIP

BOTTOM

Cincinnati Reds @ Cleveland Indians

Progressive Field, Cleveland, OH

Sat May 23 2015, 4:12 PM - 6:45 PM EDT

Att. 27,315 - Sunny - 64 F

livebaseballscorecards.com

AB	27
R	2
H	4
RBI	2
BB	4
SO	6
LOB	10

Cincinnati Reds @ Cleveland Indians

Progressive Field, Cleveland, OH

Sun May 24 2015, 1:13 PM - 4:18 PM EDT

Att. 23,882 - Sunny - 79 F

TOP

livebaseballscorecards.com

Batter	1	2	3	4	5	6	7	8	9	AB	R	H	RBI	BB	SO	LOB
4 Brandon Phillips, R (1, 4) OBP: 0.348, SLG: 0.369	B FF 90 F FF 90 B FF 90 C CH 84 B FF 92 X FC 84 3-2 ① G6-3		X FF 92 0-0 ① L8		B FC 84 B FC 83 X SI 93 2-0 ③ G5-3			B FC 83 B FF 92 C FC 84 X CH 84 2-1 ① G5-3 2-3		4	0	0	0	0	0	1
55 Skip Schumaker, L (1, 7) OBP: 0.245, SLG: 0.333	C FF 92 F FF 92 B CH 86 X FF 92 1-2 ② 21 1B 1B		C CH 84 B FC 85 B CH 85 F FF 92 B KC 77 S FF 94 3-3 ② K			B CH 83 C FC 82 F FF 92 B CH 86 F FF 94 B KC 78 F FF 94 X SI 93 3-2 ① F8		B CH 84 B CH 85 F SI 94 F SI 94 S FC 87 2-3 ② K		4	0	1	0	0	2	1
19 Joey Votto, L (1, 3) OBP: 0.383, SLG: 0.481	X SI 91 0-0 ② F8		B CH 84 F FF 92 C FF 93 F KC 78 F SI 93 B CH 86 F FC 85 X KC 78 2-2 2B			B FF 93 B FC 83 X FF 92 2-0 ② P4		C SI 91 B SL 83 B SI 93 X SI 92 2-1 ③ G4-3		4	0	1	0	0	0	2
21 Todd Frazier, R (1, 5) OBP: 0.346, SLG: 0.541	C FC 83 S FC 83 B FC 82 X SI 92 1-2 1-3 1B		C FF 95 D FC 86 B FC 86 X FF 94 2-1 ③ F9			B FC 86 B FC 84 F FF 93 C CH 83 S KC 79 2-3 ③ K			C FF 94 C FF 94 F KC 85 S KC 86 0-3 ① K	4	0	1	0	0	2	1
32 Jay Bruce, L (1, 9) OBP: 0.311, SLG: 0.408	B FF 92 F FF 92 S CH 85 F KC 77 1 SAFE B KC 76 F FF 94 B FF 93 X CH 84 3-2 ③ G1-3			X FC 84 0-0 ① F7			C FC 81 X FF 91 1-1 ① F9		B FF 94 C KC 84 B KC 85 B FF 94 B FF 94 4-1 29 2B BB	3	1	0	0	1	0	2
29 Brayan Peña, S (1, 2) OBP: 0.383, SLG: 0.366		B FF 93 B FF 92 X CH 84 2-0 ① G6-3		C FF 92 B FC 86 X CH 84 1-1 ② G3-1			X CH 82 0-0 ② G4-3		C FF 94 X FF 94 0-1 1-H 2B	4	0	1	1	0	0	0
9 Marlon Byrd, R (1, 10) OBP: 0.275, SLG: 0.434		C FC 83 X FF 93 0-1 E6		B FF 94 B FC 83 F FF 92 X FF 94 2-1 ③ G5-3			X FF 90 0-0 HR		B KC 84 B FF 94 C FF 94 X FF 94 2-1 ② G5-3	4	1	1	1	0	0	1
27 Brennan Boesch, L (1, 8) OBP: 0.175, SLG: 0.135		B SI 92 S FF 93 X FC 85 1-1 ② L4			S FF 92 F FF 92 B FF 92 X KC 77 1-2 ① G4-3		F FF 91 B FF 91 F CH 84 C KC 76 1-3 ③ K		B FF 93 C FF 93 C KC 84 S KC 86 1-3 ③ K2-3	4	0	0	0	0	2	2
17 Kristopher Negrón, R (1, 6) OBP: 0.273, SLG: 0.145		B FC 84 F FF 92 X FF 92 1-1 ③ F9			X FF 92 0-0 ② B5-3			B CH 88 S FC 82 B FC 81 X FF 92 2-1 4 G5-3 2B		3	0	1	0	0	0	1
Inning Stats	R: 0 H: 2 E: 0 LOB: 2 K: 0 BB: 0 S: 15 P: 23	R: 0 H: 0 E: 1 LOB: 1 K: 0 BB: 0 S: 7 P: 11	R: 0 H: 1 E: 0 LOB: 1 K: 1 BB: 0 S: 12 P: 19	R: 0 H: 0 E: 0 LOB: 0 K: 0 BB: 0 S: 5 P: 8	R: 0 H: 0 E: 0 LOB: 0 K: 0 BB: 0 S: 5 P: 8	R: 0 H: 0 E: 0 LOB: 0 K: 1 BB: 0 S: 9 P: 16	R: 1 H: 1 E: 0 LOB: 0 K: 1 BB: 0 S: 7 P: 9	R: 0 H: 1 E: 0 LOB: 1 K: 1 BB: 0 S: 9 P: 17	R: 1 H: 1 E: 0 LOB: 1 K: 2 BB: 1 S: 12 P: 19	1B: 2 SF: 0 2B: 3 SAC: 0 3B: 0 DP: 0 HR: 1 HBP: 0						

AB	34
R	2
H	6
RBI	2
BB	1
SO	6
LOB	11

WP: 0 PA: 35
PB: 0
SB: 0
CS: 0

PITCHER		IP	WLS	BF	H	R	ER	SO	BB	IBB	HBP	BLK	WP	HR	S	P	ERA	WHIP
47 Trevor Bauer, R ERA: 3.02	(1, 1)	7.2	W	29	5	1	1	4	0	0	0	0	0	1	67	107	1.17	0.652
35 Marc Rzepczynski, L ERA: 4.35	(8, 1)	0.1	H	1	0	0	0	0	0	0	0	0	0	0	2	4	0.00	0.000
37 Cody Allen, R ERA: 6.38	(9, 1)	1.0		5	1	1	1	2	1	0	0	0	0	0	12	19	9.00	2.000

PITCHER		IP	WLS	BF	H	R	ER	SO	BB	IBB	HBP	BLK	WP	HR	S	P	ERA	WHIP

Batter	1	2	3	4	5	6	7	8	9	AB	R	H	RBI	BB	SO	LOB
22 Jason Kipnis, L (1, 4) OBP: 0.408, SLG: 0.508	C SI 88 F SI 90 B SI 92 B SI 92 F SI 92 S SI 92 2-3 ① **K**	C CH 84 F SI 91 C SL 82 0-3 ③ **K**		X SI 91 0-0 ② **G4-3**		B CU 76 C CH 88 B FF 93 C FF 93 B FF 94 B FF 94 4-2 **23 E** **1-2** **2-3** **BB**		B CH 88 X FF 100 1-0 **41 1B 2B**		4	1	1	0	1	2	2
41 Carlos Santana, S (1, 3) OBP: 0.360, SLG: 0.350	B SI 89 C CH 82 C SI 91 S SI 90 1-3 ② **K**		C SL 78 B FF 90 B SI 88 B SL 77 C SI 89 F FF 91 X CH 85 3-2 **7 1B 2B**	C FF 93 B FF 93 F FF 92 F FS 79 B SI 94 X SI 92 2-2 ③ **G3-1**		F FF 93 B FF 94 F FF 94 B FF 94 B CU 74 X FF 94 3-2 ② **F4**		B FF 101 X FF 100 1-0 **24 BB 44 BB** **2-H** **1B**	5	1	2	1	0	1	3
23 Michael Brantley, L (1, 8) (8, 7) OBP: 0.398, SLG: 0.511	B SI 90 F CH 84 B SI 92 F SI 93 B SI 92 B CH 83 4-2 **44 BB** **BB**		C SI 88 B FF 91 F SI 91 X FF 91 1-2 ① **P5**		C SL 82 B FF 92 X FF 91 1-1 **7 G6-3 2B**	B FF 94 B CU 74 F FF 94 X FF 94 2-1 **E3 44 S** **1-3** **2-H** **3-H**		C FF 100 X SL 87 0-1 ② **F8**		4	0	1	0	1	0	3
44 Brandon Moss, L (1, 9) OBP: 0.299, SLG: 0.442	B SI 89 1 SAFE B SI 89 C CH 84 B SI 91 F SI 91 F SI 92 F SI 90 F SI 91 4-2 B SI 93 **1-2** **BB**		B SI 91 B SI 89 B SL 80 B CH 83 4-0 **7 1B 33 E** **BB**		B FF 92 D SI 92 F FF 93 S SI 93 F SI 91 X SI 92 2-2 ① **P5**	C FS 83 C FS 84 F FS 85 B FS 85 F FS 84 F SI 90 X FS 85 1-2 ③ **G3** **1-2**		D SL 89 B SL 86 S SL 86 B FF 99 B SL 86 4-1 **24 BB** **1-2** **BB**		2	1	0	0	3	0	3
7 David Murphy, L (1, 7) OBP: 0.362, SLG: 0.489 24 Michael Bourn, L (7, PR) OBP: 0.315, SLG: 0.293 (8, 8)	C SI 91 X SI 90 0-1 ③ **P5**		B SI 90 B SI 91 S CH 84 F CH 84 F SI 90 X SI 89 2-2 **33 E** **1-3** **2-H** **1B**		X SI 93 0-0 ② **G6-3** **2-3**		C SL 89 X SI 96 0-1 **2B**	B SL 86 S FF 100 B FF 101 B SL 85 F FF 100 B FF 100 4-2 **1-2** **2-3** **BB**		4	0	2	1	0	0	3
										0	0	0	0	1	0	0
33 Nick Swisher, S (1, 10) OBP: 0.303, SLG: 0.333		B SI 88 S CH 84 B CH 85 X SI 89 2-1 **4 2B 1B**	B FF 90 S SI 89 1 SAFE F SI 90 F SI 92 B CH 83 F CH 84 F SI 90 X SL 80 2-2 **E4** **1-3** **3-H**		B SI 91 F SI 95 X FF 92 1-1 ③ **G3-1**		B SL 90 C FF 99 B FF 98 S FF 98 B FF 98 F FF 98 S SL 88 3-3 ① **K**	B FF 99 B FF 98 F FF 99 X FF 97 2-1 ③ **L9**		5	0	1	1	0	1	6
10 Yan Gomes, R (1, 2) OBP: 0.125, SLG: 0.167		D SI 89 C SL 80 C SI 89 T FF 92 1-2 ① **K**	B SI 89 F SI 90 B SL 80 S SL 81 S SL 81 2-3 ② **K**			S FF 93 B FF 94 F FF 93 B CU 76 B FF 94 X FF 94 3-2 **E1** **22 BB** **8 G4-3** **23 E**	X FF 99 0-0 ② **G5-3**			4	1	0	0	0	2	4
8 Lonnie Chisenhall, L (1, 5) OBP: 0.240, SLG: 0.336		C SI 90 B FF 91 B FF 89 F CH 83 S SI 89 2-3 ② **K**	B SI 87 X SI 89 1-0 ③ **F9**			X FF 92 0-0 ① **G4-3** **1-2**	C FF 98 X FF 98 0-1 ③ **G4-3**			4	0	0	0	0	1	5
4 Mike Aviles, R (1, 6) OBP: 0.390, SLG: 0.515		B FF 92 F SL 81 B SI 92 D SI 93 X SL 81 3-1 **1-3** **2B**		C FF 92 B SI 92 T SI 90 B SI 92 S SI 92 2-3 ① **K**		C FF 93 B FF 94 B CU 75 C FF 93 F FF 94 B FF 94 B CU 74 4-2 **22 BB** **23 E** **BB**		C SL 86 B SL 88 C FF 100 F FF 101 X CH 88 1-2 ① **L6**		3	1	1	0	1	1	0
Inning Stats	R: 0 E: 0 K: 2 S: 16 H: 0 LOB: 2 BB: 2 P: 27	R: 0 E: 0 K: 3 S: 13 H: 2 LOB: 2 BB: 0 P: 21	R: 2 E: 1 K: 1 S: 21 H: 2 LOB: 2 BB: 1 P: 36	R: 0 E: 0 K: 1 S: 8 H: 0 LOB: 0 BB: 0 P: 12	R: 0 E: 0 K: 0 S: 9 H: 1 LOB: 1 BB: 0 P: 13	R: 2 E: 2 K: 0 S: 20 H: 0 LOB: 2 BB: 2 P: 37	R: 0 E: 0 K: 1 S: 9 H: 1 LOB: 1 BB: 0 P: 12	R: 1 E: 0 K: 0 S: 13 H: 2 LOB: 3 BB: 2 P: 26		1B: 3 2B: 5 3B: 0 HR: 0 SF: 0 SAC: 0 DP: 0 HBP: 0					

PITCHER	IP	WLS	BF	H	R	ER	SO	BB	IBB	HBP	BLK	WP	HR	S	P	ERA	WHIP
26 Raisel Iglesias, R (1, 1) ERA: 4.26	3.0	L	17	4	2	2	6	3	0	0	0	0	0	50	84	6.00	2.333
41 Ryan Mattheus, R (4, 1) ERA: 2.84	2.0		7	1	0	0	1	0	0	0	0	0	0	17	25	0.00	0.500
60 J.J. Hoover, R (6, 1) ERA: 2.41	0.2		6	0	2	0	0	2	0	0	0	0	0	14	30	0.00	3.000
25 Burke Badenhop, R (6, 1) ERA: 7.88	0.1		1	0	0	0	0	0	0	0	0	0	0	6	7	0.00	0.000
70 Jumbo Díaz, R (7, 1) ERA: 6.75	1.0		4	1	0	0	1	0	0	0	0	0	0	9	12	0.00	1.000

PITCHER	IP	WLS	BF	H	R	ER	SO	BB	IBB	HBP	BLK	WP	HR	S	P	ERA	WHIP
54 Aroldis Chapman, L (8, 1) ERA: 1.47	1.0		7	2	1	1	0	2	0	0	0	0	0	13	26	9.00	4.000

BOTTOM

Cincinnati Reds @ Cleveland Indians

Progressive Field, Cleveland, OH

Sun May 24 2015, 1:13 PM - 4:18 PM EDT

Att. 23,882 - Sunny - 79 F

livebaseballscorecards.com

AB	35
R	5
H	8
RBI	3
BB	7
SO	8
LOB	29

Texas Rangers @ Cleveland Indians

Progressive Field, Cleveland, OH

Mon May 25 2015, 4:12 PM - 7:42 PM EDT

Att. 13,614 - Cloudy - 81 F

TOP

livebaseballscorecards.com

Batter	1	2	3	4	5	6	7	8	9	AB	R	H	RBI	BB	SO	LOB
7 Delino DeShields, R (1, 8) OBP: 0.394, SLG: 0.392	C FF 86 S FC 83 B CH 80 C CH 81 1-3 ① K		C CH 82 B FC 84 C SL 78 B CH 80 C FF 86 2-3 ① K	C SI 91 S SI 92 B SL 84 S SL 84 1-3 ② K			X FC 91 0-0 17 G4-3 17 E 84 1B 1B	C FF 95 X FF 95 0-1 ③ F7		4	1	1	0	0	3	0
9 Adam Rosales, R (7, 4) OBP: 0.274, SLG: 0.368										1	0	0	0	0	0	0
17 Shin-Soo Choo, L (1, 9) OBP: 0.318, SLG: 0.449	B FF 87 B CH 76 B FC 85 B FF 84 4-0 ② 84 HR BB		B FF 87 X FF 86 1-0 ② F7	S CH 85 S SI 93 X SI 92 0-2 ③ G4-3			B SI 91 1 SAFE F SI 91 C SL 85 1 SAFE 1 SAFE 1 SAFE F SI 92 F SL 85 1-2 ② G4-3 X SI 93 1-3		C SL 87 B FF 92 F SL 87 B SL 85 B SL 86 X SL 86 3-2 ① G4-3	4	1	0	0	1	0	1
20 Jake Smolinski, R (9, 7) OBP: 0.299, SLG: 0.226										0	0	0	0	0	0	0
84 Prince Fielder, L (1, 10) OBP: 0.417, SLG: 0.575	1 SAFE 1 SAFE C SI 86 1 SAFE X CH 80 0-1 1-H HR		C FF 86 X SI 86 0-1 32 BB 18 1B 2B		C FF 95 S FC 90 S FC 90 0-3 ① K		X SI 94 0-0 29 1B 32 E 3-H 1B		B CU 77 F SL 85 B SL 86 C SL 86 F SL 86 F CU 80 X SL 85 2-2 ② F7	5	3	3	3	0	1	0
29 Adrian Beltré, R (1, 5) OBP: 0.298, SLG: 0.418	C FC 84 C FC 84 B FF 87 X FC 84 1-2 HR		B FC 84 B FF 86 B FC 85 I IN 56 4-0 32 BB 18 1B IBB		X FF 94 0-0 ② G5-3		B SI 96 B FF 96 F FF 96 F FF 97 X FF 97 2-2 32 E 1-2 1B		X SL 85 0-0 ③ L8	4	2	2	1	1	0	0
32 Josh Hamilton, L (1, 7) (9, 9)	C FF 87 F FC 85 B FF 87 S CH 81 1-3 ② K		D CH 81 B FC 85 S CH 78 S CH 79 B CH 82 B CH 82 4-2 18 1B 1 2B 1-2 2-3 BB		C FF 97 B FF 95 S FC 90 B FF 96 S FC 91 2-3 ③ K		B FF 97 X FF 96 1-0 E1 1-3 2-H			3	1	0	0	1	2	1
18 Mitch Moreland, L (1, 3) OBP: 0.374, SLG: 0.521	X FC 85 0-0 ③ G4-3		B FF 88 S FC 84 X FF 87 1-1 1 S 1 2B 1-3 2-H 3-H 1B			F FC 89 B FF 96 S FC 89 X FF 98 1-2 ① L8	F FF 97 C FF 97 F FF 98 D SL 84 S FF 98 1-3 ③ K			4	1	1	2	0	1	2
1 Elvis Andrus, R (1, 6) OBP: 0.293, SLG: 0.309		B FC 84 C FC 85 F CH 80 B CU 75 F CH 82 F CH 80 F FC 84 F SI 87 F FC 83 2-3 ① K	C SI 91 C SI 91 B SL 83 B SL 83 F SI 92 B SI 92 F SI 93 X SL 85 3-2 1-H 3-H 2B			B FC 91 F FC 91 F FC 91 X FC 91 1-2 ② G4-3		B CU 81 X FC 87 1-0 HR	4	1	2	3	0	1	0
3 Carlos Corporán, S (1, 2) OBP: 0.268, SLG: 0.279		C FF 88 S CH 81 S CH 82 0-3 ② K	X SI 91 0-0 ③ G4-3			B FC 91 F FC 92 X SL 81 1-1 ③ F7		B FF 94 F FF 94 F CU 80 B FF 95 F FF 96 B CH 88 X FF 96 3-2 ① P5		4	0	0	0	0	1	1
39 Tommy Field, R (1, 4) OBP: 0.297, SLG: 0.441		C FC 84 B CH 80 S SL 80 B CH 83 F FF 88 B FC 83 F FF 88 F SL 80 S SL 81 3-3 ③ K		C SI 90 C SL 82 C SI 92 0-3 ① K			C FC 89 F FC 91 X FC 90 0-2 ① G6-3	C FF 94 B SL 83 X FF 95 1-1 ② G4-3		2	0	0	0	0	2	0
2 Leonys Martin, L (7, PH) OBP: 0.257, SLG: 0.317										2	0	0	0	0	0	0
										0	0	0	0	0	0	0

Inning Stats																												
	R: 3	H: 2	E: 0	LOB: 0	K: 2	BB: 1	S: 12	P: 19	R: 0	H: 0	E: 0	LOB: 0	K: 3	BB: 0	S: 17	P: 22	R: 4	H: 3	E: 0	LOB: 1	K: 1	BB: 2	S: 16	P: 31	R: 0	H: 0	E: 0	LOB: 0	K: 2	BB: 0	S: 9	P: 10
	R: 0	H: 0	E: 0	LOB: 0	K: 2	BB: 0	S: 7	P: 9	R: 0	H: 0	E: 0	LOB: 0	K: 0	BB: 0	S: 8	P: 11	R: 2	H: 3	E: 2	LOB: 2	K: 1	BB: 0	S: 18	P: 23	R: 1	H: 1	E: 0	LOB: 0	K: 0	BB: 0	S: 9	P: 14
	R: 0	H: 0	E: 0	LOB: 0	K: 0	BB: 0	S: 9	P: 14	1B: 4	SF: 0	2B: 2	SAC: 0	3B: 0	DP: 0	HR: 3	HBP: 0	WP: 0	PA: 40	PB: 0	SB: 1	CS: 0							

PITCHER		IP	WLS	BF	H	R	ER	SO	BB	IBB	HBP	BLK	WP	HR	S	P	ERA	WHIP
38 Shaun Marcum, R ERA: 6.28	(1, 1)	2.2		15	4	7	7	6	2	1	0	0	0	2	39	63	23.62	2.250
54 Ryan Webb, R ERA: 1.29	(3, 1)	1.1		5	1	0	0	2	0	0	0	0	0	0	15	19	0.00	0.750
50 Nick Hagadone, L ERA: 4.2	(5, 1)	1.1		4	0	0	0	2	0	0	0	0	0	0	10	13	0.00	0.000
27 Bryan Shaw, R ERA: 3.07	(6, 1)	1.0		4	1	1	0	0	0	0	0	0	0	0	9	11	0.00	1.000
35 Marc Rzepczynski, L ERA: 4.22	(7, 1)	0.1	L	2	1	0	0	0	0	0	0	0	0	0	6	7	0.00	3.000

PITCHER		IP	WLS	BF	H	R	ER	SO	BB	IBB	HBP	BLK	WP	HR	S	P	ERA	WHIP
34 Zach McAllister, R ERA: 3.29	(7, 1)	1.1		7	2	2	1	1	0	0	0	0	0	1	17	26	6.75	1.500
48 Scott Atchison, R ERA: 4.91	(9, 1)	1.0		3	0	0	0	0	0	0	0	0	0	0	9	14	0.00	0.000

AB	37
R	10
H	9
RBI	9
BB	3
SO	11
LOB	5

Batter	1	2	3	4	5	6	7	8	9	AB	R	H	RBI	BB	SO	LOB
22 Jason Kipnis, L (1, 4) OBP: 0.408, SLG: 0.508	C FF 90 C CH 83 B FF 92 F SL 85 F FF 93 B CH 85 X SL 84 2-2 G4-3 ①	B CH 82 S CH 83 X FF 89 1-1 2-H 2B	D CH 72 B SL 82 X SI 85 2-0 G6-3 ③			C CU 74 B CH 68 L SI 82 X CU 74 1-2 F8 ①		B FF 93 B CU 80 B CU 79 B FF 93 4-0 23 CS BB		4	0	1	1	1	0	1
41 Carlos Santana, S (1, 3) OBP: 0.367, SLG: 0.371	C FF 90 B FF 90 X SL 85 1-1 HR	B CH 83 C FF 89 C SL 84 F SL 84 B FF 91 X FF 90 2-2 F9 ②		C SI 85 F CH 70 B SI 84 B SI 80 B SI 83 B SI 84 4-2 44 1B BB		B SL 79 C CH 69 B SI 83 B CH 66 B SL 79 4-1 23 2B BB		B FF 94 S FS 86 S FS 85 D FS 84 B FS 86 C SI 95 3-3 K ①		3	2	1	1	2	1	2
23 Michael Brantley, L (1, 7) OBP: 0.398, SLG: 0.510 (8, 8)	C FF 90 F SI 90 B FF 89 X FF 90 1-2 G5-3 ②	B SL 83 B CH 83 B SL 83 B CH 87 4-0 BB		B SI 84 X SL 80 1-0 L7 ①		B SI 83 B SI 83 B SL 80 X 3-0 1-H 2B		C FF 95 D CU 82 F FS 85 F FF 96 F CU 80 B FF 95 F FF 96 F FS 86 C SL 82 2-3 1-2 K ② ③		4	0	1	1	1	1	2
44 Brandon Moss, L (1, 9) OBP: 0.302, SLG: 0.437	B FF 88 C FF 90 B FF 90 B FF 90 C FF 90 F SI 91 F FF 91 F FF 90 X FF 91 3-2 F9 ③	F SL 83 F FF 90 F SL 85 C FF 91 0-3 K ③		F CU 76 B CH 71 C SI 83 X SI 85 1-2 1-2 1B		I IN 64 I IN 68 I IN 69 I IN 74 4-0 IBB			B FF 92 C FF 93 B FF 93 F FF 93 S CH 82 2-3 K ①	4	0	1	0	1	2	2
7 David Murphy, L (1, 10) OBP: 0.361, SLG: 0.484 33 Nick Swisher, S (6, PH) OBP: 0.294, SLG: 0.323 (7, 10)		C CH 87 F CH 82 B FF 92 X CH 86 1-2 E3 11 BB 55 HR	C CH 87 F FF 89 F FF 91 B CH 84 X SL 84 1-2 8 2B 11 G6-3 1B	S CH 70 C SL 80 F CH 70 S CU 76 0-3 K ②		D FF 94 S CH 87 F FF 95 F CU 82 B FF 96 F FF 94 C FF 95 2-3 K ②			X FF 93 0-0 L8 ②	3 2	2 0	1 0	0 0	0 0	1 1	2 2
8 Lonnie Chisenhall, L (1, 5) OBP: 0.238, SLG: 0.338		F FF 89 F FF 89 C FF 92 0-3 K ①	X FF 89 0-0 55 WP 1-3 24 SF8 2B	B CU 77 X SI 84 1-0 G3 ③		F FF 95 F CH 90 B FF 95 X CU 83 1-2 G3-1 ③			C FF 93 X FF 94 0-1 G1-5-3 ③	5	1	1	0	0	1	5
11 José Ramírez, S (1, 6) OBP: 0.259, SLG: 0.242		D CH 84 1 SAFE B FF 89 B FF 90 C FF 90 B FF 90 4-1 1-2 55 HR BB	X CH 72 0-0 G6-3 ① 3-H	B SI 84 B SI 83 C SI 82 X SI 84 2-1 G6-3 ①			C FF 94 F FF 95 B FF 95 F FF 96 X FF 97 1-2 G4-3 ①			3	1	0	1	1	0	1
55 Roberto Pérez, R (1, 2) OBP: 0.343, SLG: 0.378		B SL 84 X FF 90 1-0 1-H 2-H HR	C SL 80 D CU 75 F SL 79 B SI 83 D SL 80 B 4-2 24 SF8 2-3 BB	C SL 81 B CH 70 S CH 66 C SL 79 1-3 K ②			C CU 84 B CU 84 B CU 82 C FF 96 F FF 96 F CU 83 X FF 95 2-2 G4-3 ②			3	1	1	3	1	1	0
24 Michael Bourn, L (1, 8) OBP: 0.316, SLG: 0.304 9 Ryan Raburn, R (7, PH) OBP: 0.356, SLG: 0.477 (8, 7)		L FF 90 B CH 84 B SL 85 F FF 90 F FF 90 X FF 89 2-2 22 2B	B CU 75 X SL 81 1-0 SF8 1-2 3-H ②	F SI 85 F SI 84 B CU 74 F CH 67 B SI 82 S SL 80 2-3 K ③			B FF 94 F FS 86 S FF 94 B FS 86 F FS 85 X FF 94 2-2 L9 ③			2 1	1 0	1 0	1 0	0 0	1 0	0 0
Inning Stats	R: 1 H: 1 E: 0 LOB: 0 K: 0 BB: 0 S: 16 P: 23	R: 4 H: 3 E: 1 LOB: 2 K: 2 BB: 2 S: 22 P: 37	R: 2 H: 2 E: 0 LOB: 1 K: 0 BB: 1 S: 10 P: 18	R: 0 H: 1 E: 0 LOB: 2 K: 1 BB: 1 S: 11 P: 18	R: 0 H: 0 E: 0 LOB: 0 K: 2 BB: 0 S: 9 P: 14	R: 1 H: 1 E: 0 LOB: 2 K: 1 BB: 2 S: 13 P: 28	R: 0 H: 0 E: 0 LOB: 0 K: 0 BB: 0 S: 13 P: 18	R: 0 H: 0 E: 0 LOB: 1 K: 2 BB: 1 S: 10 P: 19	R: 0 H: 0 E: 0 LOB: 0 K: 1 BB: 0 S: 6 P: 8	1B: 2 SF: 1 2B: 5 SAC: 0 3B: 0 DP: 1 HR: 2 HBP: 0						

BOTTOM

Texas Rangers @ Cleveland Indians

Progressive Field, Cleveland, OH

Mon May 25 2015, 4:12 PM - 7:42 PM EDT

Att. 13,614 - Cloudy - 81 F

livebaseballscorecards.com

AB	34
R	8
H	8
RBI	8
BB	7
SO	9
LOB	17

PITCHER		IP	WLS	BF	H	R	ER	SO	BB	IBB	HBP	BLK	WP	HR	S	P	ERA	WHIP
35 Phil Klein, R ERA: 8.25	(1, 1)	2.0		15	6	7	6	2	2	0	0	0	0	2	43	66	27.00	4.000
58 Alex Claudio, L ERA: 3.09	(3, 1)	3.1		16	2	1	1	3	3	1	0	0	1	0	30	61	2.70	1.500
52 Tanner Scheppers, R ERA: 5.79	(6, 1)	1.1	W	4	0	0	0	1	0	0	0	0	0	0	17	23	0.00	0.000
71 Sam Freeman, L ERA: 5.06	(7, 1)	1.1	H	4	0	0	0	2	1	0	0	0	0	0	14	25	0.00	0.750
37 Shawn Tolleson, R ERA: 2.95	(9, 1)	1.0	S	3	0	0	0	1	0	0	0	0	0	0	6	8	0.00	0.000

PITCHER	IP	WLS	BF	H	R	ER	SO	BB	IBB	HBP	BLK	WP	HR	S	P	ERA	WHIP

Texas Rangers @ Cleveland Indians

Progressive Field, Cleveland, OH

Tue May 26 2015, 8:07 PM - 11:12 PM EDT

Att. 11,352 - Overcast - 82 F

TOP

livebaseballscorecards.com

Batter	1	2	3	4	5	6	7	8	9	AB	R	H	RBI	BB	SO	LOB
2 Leonys Martin, L (1, 8) OBP: 0.255, SLG: 0.308	B FF 96 C FF 95 C FF 95 S FF 96 1-3 K		B CU 79 S FF 96 X CH 86 1-1 G3-1		B SL 84 C FF 96 F SL 84 B SL 84 B SI 96 F CH 87 B CH 85 4-2 17 HBP 84 HR BB	B FF 95 X FF 93 1-0 P4			C SI 90 B SI 92 B SL 83 X SI 91 2-1 G4-3	4	1	0	0	1	1	1
17 Shin-Soo Choo, L (1, 9) OBP: 0.320, SLG: 0.440 20 Jake Smolinski, R (9, 7) OBP: 0.299, SLG: 0.226	X FF 96 0-0 G4-3		C CH 86 B CH 88 B FF 97 B SI 95 F SI 97 B FF 97 4-2 29 FC5 84 1B BB		B FF 95 F SI 97 C SI 94 F CH 85 H FF 95 2-2 84 HR 1-2 HBP		B FF 94 X FF 91 1-0 G3		C SL 84 X SL 84 0-1 G6-3	3 0	1 0	0 0	0 0	1 0	0 0	0 0
84 Prince Fielder, L (1, 10) OBP: 0.422, SLG: 0.597	B SI 96 B FF 97 X FF 96 2-0 29 WP 2B		X FF 96 0-0 29 FC5 1-2 1B		X SL 83 0-0 1-H 2-H HR		X FC 91 0-0 F8		S SL 84 B SL 81 F SL 82 B SL 82 B SI 93 X SL 84 3-2 F7	5	1	3	3	0	0	0
29 Adrián Beltré, R (1, 5) OBP: 0.302, SLG: 0.417	B FF 96 B SL 86 B SI 95 B FF 96 4-0 2-3 BB		C SL 85 X SI 95 0-1 FC5 1-2 2-3f		T FF 95 S CH 86 F FF 97 F FF 95 X SL 87 0-2 1B		F FF 95 F FF 96 S SL 79 0-3 K			3	0	1	0	1	1	2
32 Josh Hamilton, L (1, 7) (9, 9)	C FF 95 C CH 86 F SL 87 F FF 97 B SL 85 S SL 86 1-3 K2-3			B FF 94 F FF 96 B CU 80 X SI 96 2-1 G6-3	B SL 83 F FF 94 B SI 93 B SI 93 X FF 94 3-1 F7			X FC 90 0-0 L3		4	0	0	0	0	1	3
18 Mitch Moreland, L (1, 3) OBP: 0.369, SLG: 0.541		C FF 96 F CU 81 B CH 86 B CH 87 S CH 86 2-3 K		B CH 87 F SI 95 B SL 85 B CH 86 X SI 96 3-1 G6-3	C CU 81 B CH 84 X FF 95 1-1 P5			B FF 95 B FF 94 X FF 95 2-0 HR		4	1	1	1	0	1	1
1 Elvis Andrus, R (1, 6) OBP: 0.302, SLG: 0.324		C FF 97 B FF 97 C FF 96 X FF 97 1-2 G4-3		F FF 96 B SL 85 T SI 96 X CH 86 1-2 1B		B CH 89 X SI 93 1-0 39 G4-3 3 SH5-3 1B		X FF 95 0-0 39 S 2B		4	0	3	0	0	0	0
3 Carlos Corporán, S (1, 2) OBP: 0.257, SLG: 0.266		F FF 97 F FF 97 B FF 97 F CH 88 B FF 96 F FF 96 B CH 86 C SL 87 3-3 K		F FF 96 S SL 85 S FF 96 0-3 K		1 SAFE L CH 90 X CH 89 0-1 SH5-3 1-2		B FF 94 S FF 94 F KC 85 B FF 95 S KC 85 2-3 K		3	0	0	0	0	3	2
39 Tommy Field, R (1, 4) OBP: 0.268, SLG: 0.395			C FF 96 F SI 95 S CH 87 0-3 K		C SL 84 S SI 94 X SL 83 0-2 G6-3	F SI 91 B SI 92 C FF 94 D CH 82 F SI 94 F FF 94 F SL 83 D CH 84 F SI 94 3-2 X SI 95 G4-3 2-3		B FF 94 C FF 95 X KC 86 1-1 F9 2-3		4	0	0	0	0	1	2
Inning Stats	R: 0 E: 0 K: 2 S: 10 H: 1 LOB: 2 BB: 1 P: 18	R: 0 E: 0 K: 2 S: 11 H: 0 LOB: 0 BB: 0 P: 17	R: 0 E: 0 K: 1 S: 10 H: 1 LOB: 2 BB: 1 P: 15	R: 0 E: 0 K: 1 S: 10 H: 1 LOB: 1 BB: 0 P: 16	R: 3 E: 0 K: 0 S: 19 H: 2 LOB: 1 BB: 1 P: 29	R: 0 E: 0 K: 0 S: 11 H: 1 LOB: 1 BB: 0 P: 16	R: 0 E: 0 K: 1 S: 5 H: 0 LOB: 0 BB: 0 P: 6	R: 1 E: 0 K: 1 S: 8 H: 2 LOB: 1 BB: 0 P: 13	R: 0 E: 0 K: 0 S: 7 H: 0 LOB: 0 BB: 0 P: 12	1B: 4 2B: 2 3B: 0 HR: 2	SF: 0 SAC: 1 DP: 0 HBP: 1			WP: 1 PB: 0 SB: 1 CS: 0	PA: 39		

	AB	34
	R	4
	H	8
	RBI	4
	BB	3
	SO	8
	LOB	11

PITCHER		IP	WLS	BF	H	R	ER	SO	BB	IBB	HBP	BLK	WP	HR	S	P	ERA	WHIP
31 Danny Salazar, R ERA: 3.65	(1, 1)	5.2		27	6	3	3	6	3	0	1	0	1	1	70	109	4.76	1.588
50 Nick Hagadone, L ERA: 4.32	(6, 1)	1.2	L	6	1	1	1	1	0	0	0	0	0	1	8	12	5.40	0.600
37 Cody Allen, R ERA: 6.16	(8, 1)	0.2		3	1	0	0	1	0	0	0	0	0	0	6	9	0.00	1.500
35 Marc Rzepczynski, L ERA: 3.86	(9, 1)	1.0		3	0	0	0	0	0	0	0	0	0	0	7	12	0.00	0.000

PITCHER		IP	WLS	BF	H	R	ER	SO	BB	IBB	HBP	BLK	WP	HR	S	P	ERA	WHIP

Texas Rangers @ Cleveland Indians

Progressive Field, Cleveland, OH

Tue May 26 2015, 8:07 PM - 11:12 PM EDT

Att. 11,352 - Overcast - 82 F

livebaseballscorecards.com

BOTTOM

Batter	1	2	3	4	5	6	7	8	9	AB	R	H	RBI	BB	SO	LOB
22 Jason Kipnis, L (1, 4) OBP: 0.408, SLG: 0.519	C FF 88 B SI 88 B CU 72 X SI 88 2-1 HR		C FF 88 C SI 86 C CU 74 0-3 ① K		1 SAFE 1 SAFE 1 SAFE B FF 89 C CU 75 1 SAFE B CU 77 B CU 77 F FF 89 4-2 F CU 76 1 SAFE B SI 90 41 BB 1-2 BB		C CH 88 B FF 97 S CU 84 S CH 91 1-3 ① K		C CH 82 F CH 80 X SL 82 0-2 E6 41 HBP	4	1	1	1	1	2	0
41 Carlos Santana, S (1, 3) OBP: 0.368, SLG: 0.363	B SI 88 B SI 88 X SI 88 2-0 ① L7		B CU 74 B FF 89 C SI 87 X SI 88 2-1 ② G6-3		D CU 76 D CU 76 B SI 88 B SI 88 4-0 1-2 2-3 BB		B FF 96 C FF 96 B CH 90 X FF 96 2-1 ② G3		S CH 81 B FF 92 1 SAFE C CH 80 D SL 82 H FF 94 3-2 1-2 HBP	3	0	0	0	1	0	0
23 Michael Brantley, L (1, 8) (9, 7) OBP: 0.386, SLG: 0.493	C FF 89 X SI 89 0-1 ② P4		C FF 90 X SI 89 0-1 ③ G4-3		C CU 75 C SI 88 D CU 77 S FF 90 1-3 ② K		B CU 81 B FF 96 B CH 89 C FF 96 S CH 90 X CH 90 3-2 ③ G4-3		C FF 94 B FF 94 F FF 94 B SL 84 X CH 81 2-2 ③ G1-3	5	0	0	0	0	1	5
9 Ryan Raburn, R (1, 7) OBP: 0.368, SLG: 0.544 24 Michael Bourn, L (8, PH) OBP: 0.314, SLG: 0.301 (9, 8)	C SI 88 X CH 83 0-1 HR			F FF 88 B CU 72 B FF 88 B CU 75 X FF 88 3-1 33 G6-3 10 SF8 2B	B CU 76 X FF 88 1-0 ③ P4			F FF 93 B CH 85 B FF 94 F FF 93 X FF 94 2-2 ① G4-3		3	2	2	1	0	0	3
										1	0	0	0	0	0	0
33 Nick Swisher, S (1, 10) OBP: 0.296, SLG: 0.338 8 Lonnie Chisenhall, L (6, PR) OBP: 0.237, SLG: 0.336 (7, 10)	B FF 89 F SI 88 S CU 74 X FF 89 1-2 ③ G4-3			C CU 73 F FF 88 X CU 74 0-2 ① G6-3 2-3		B FF 88 F FF 88 S CU 74 B FF 90 X FF 88 2-2 2B		B FF 93 X FF 93 1-0 ② F8		3	0	1	0	0	0	1
										1	0	0	0	0	0	0
10 Yan Gomes, R (1, 2) OBP: 0.179, SLG: 0.192		C FF 87 F CU 74 F FF 88 C FF 89 0-3 ① K		B SI 87 B CU 75 X CU 74 2-0 ② SF8 3-H		B FF 87 B CU 74 B FF 88 B SI 86 4-0 BB		C SL 81 S SL 81 X SL 80 0-2 1B		2	0	1	1	1	1	0
44 Brandon Moss, L (1, 9) OBP: 0.295, SLG: 0.425		F SI 90 B CU 73 B CU 72 F SI 88 F CU 74 S SI 88 2-3 ② K		B SI 89 B CU 73 B FF 88 C FF 86 T SI 87 F SI 88 X SI 88 3-2 ③ G4-3		F CU 75 F FF 88 S CU 73 0-3 ① K		F CH 85 B FF 93 D CH 85 B FF 93 C FF 94 F CH 85 S FF 94 3-3 ③ K		4	0	0	0	0	3	3
4 Mike Aviles, R (1, 5) OBP: 0.383, SLG: 0.493		C SI 88 B CU 72 C FF 87 B SI 89 F CU 74 B SI 88 B CU 73 4-2 11 FC6-4 BB		C SI 86 B CU 73 F SI 86 C SI 88 1-3 ① K		F FF 94 B FF 94 B CU 83 F FF 94 X FF 94 2-2 ② L9		B SL 83 X FF 92 1-0 ① P3		3	0	0	0	1	1	2
11 José Ramírez, S (1, 6) OBP: 0.261, SLG: 0.238 7 David Murphy, L (9, PH) OBP: 0.357, SLG: 0.478		X SI 88 0-0 ③ FC6-4 1-2f		C SI 89 B SI 88 F SI 89 F CU 74 B FF 89 F FF 90 B SI 89 F SI 88 B FF 89 4-2 41 BB 22 BB BB		F CH 89 C FF 96 B FF 95 X FF 95 1-2 ③ G3		B CH 82 C FF 93 B FF 93 X CH 82 2-1 ② P2		2	0	0	0	1	0	3
										1	0	0	0	0	0	0
Inning Stats	R: 2 E: 0 K: 0 S: 10 H: 2 LOB: 0 BB: 0 P: 15	R: 0 E: 0 K: 2 S: 12 H: 0 LOB: 1 BB: 1 P: 18	R: 0 E: 0 K: 1 S: 7 H: 0 LOB: 0 BB: 0 P: 9	R: 1 E: 0 K: 0 S: 10 H: 1 LOB: 0 BB: 0 P: 18	R: 0 E: 0 K: 2 S: 15 H: 0 LOB: 3 BB: 3 P: 30	R: 0 E: 0 K: 1 S: 12 H: 1 LOB: 2 BB: 1 P: 21	R: 0 E: 0 K: 1 S: 8 H: 0 LOB: 0 BB: 0 P: 14	R: 0 E: 0 K: 1 S: 11 H: 1 LOB: 1 BB: 0 P: 17	R: 0 E: 1 K: 0 S: 11 H: 0 LOB: 2 BB: 0 P: 19	1B: 1 2B: 2 3B: 0 HR: 2 SF: 1 SAC: 0 DP: 0 HBP: 1						

	AB	32
	R	3
	H	5
	RBI	3
	BB	5
	SO	8
	LOB	17

WP: 0 PA: 39
PB: 0
SB: 0
CS: 0

PITCHER		IP	WLS	BF	H	R	ER	SO	BB	IBB	HBP	BLK	WP	HR	S	P	ERA	WHIP
51 Wandy Rodriguez, L ERA: 3.6	(1, 1)	5.1		25	4	3	3	6	5	0	0	0	0	2	60	102	5.06	1.688
52 Tanner Scheppers, R ERA: 5.4	(6, 1)	0.2		2	0	0	0	0	0	0	0	0	0	0	6	9	0.00	0.000
50 Keone Kela, R ERA: 2.05	(7, 1)	1.0	W	3	0	0	0	1	0	0	0	0	0	0	8	14	0.00	0.000
25 Ross Ohlendorf, R ERA: 1.93	(8, 1)	1.0	H	4	1	0	0	1	0	0	0	0	0	0	11	17	0.00	1.000
37 Shawn Tolleson, R ERA: 2.82	(9, 1)	1.0	S	5	0	0	0	0	0	0	1	0	0	0	11	19	0.00	0.000

PITCHER	IP	WLS	BF	H	R	ER	SO	BB	IBB	HBP	BLK	WP	HR	S	P	ERA	WHIP

Texas Rangers @ Cleveland Indians

Progressive Field, Cleveland, OH

Wed May 27 2015, 12:13 PM - 2:59 PM EDT

Att. 15,956 - Partly Cloudy - 79 F

TOP

livebaseballscorecards.com

Batter	1	2	3	4	5	6	7	8	9	AB	R	H	RBI	BB	SO	LOB
7 Delino DeShields, R (1, 8) (6, 4) OBP: 0.378, SLG: 0.373	F SI 93 B FF 95 B SL 87 F FF 94 X FF 95 2-2 G4-3		X SI 93 0-0 B5-3 1-2		X FF 96 0-0 G6-3			C FF 95 S SL 88 S CU 82 0-3 K		4	0	0	0	0	1	1
17 Shin-Soo Choo, L (1, 9) OBP: 0.324, SLG: 0.442	F FF 94 B CH 88 X CH 89 1-1 G6-3		B SI 94 B CH 88 F SI 94 S CH 89 X FF 97 2-2 L7			B SI 94 X CH 86 1-0 84 G4-6-3 1B			F FF 89 B CU 78 B FF 90 C SL 86 B CU 79 X SL 86 3-2 84 G4-3 2 HR 1B	4	1	2	0	0	0	1
84 Prince Fielder, L (1, 10) OBP: 0.418, SLG: 0.589	C SI 95 B CH 89 B FF 96 B FF 95 C CH 89 C FF 95 3-3 K			C FF 94 X SI 95 0-1 1B		B SI 94 F SL 88 F SI 94 X CU 84 1-2 G4-6-3 1-2f			B FF 91 X FF 90 1-0 G4-3 1-2	4	0	1	0	0	1	2
29 Adrian Beltré, R (1, 5) OBP: 0.302, SLG: 0.421 2 Leonys Martin, L (6, 8) OBP: 0.260, SLG: 0.333		B FF 94 X FF 93 1-0 18 WP 2B		B SI 94 B SI 94 F FF 95 F FF 96 X SI 96 2-2 F8		C SL 88 C SL 89 X FF 95 0-2 L8			B FF 91 C SL 86 F FF 92 F SL 86 F CU 79 X SL 86 1-2 2-H HR	3	0	1	0	0	0	1
										1	1	1	2	0	0	0
32 Josh Hamilton, L (1, 7) OBP: 0.167, SLG: 0.091		X SI 94 0-0 L7		B SI 95 B SI 95 X SI 95 2-0 F7			X SI 94 0-0 1B		C FF 90 C CU 78 S CU 78 0-3 K2-3	4	0	1	0	0	1	2
18 Mitch Moreland, L (1, 3) OBP: 0.365, SLG: 0.529		C FF 94 F CH 88 B CH 90 X SI 95 1-2 G4-3 2-3		B SI 96 B CH 87 X SI 95 2-0 F7			C SI 93 B SL 88 C CU 82 F CH 90 B CU 84 F FF 96 X CU 82 2-2 L7		C FF 90 B SL 84 X CU 80 1-1 1B	4	0	1	0	0	0	2
1 Elvis Andrus, R (1, 6) OBP: 0.299, SLG: 0.321 9 Adam Rosales, R (5, 4) (6, 5) OBP: 0.266, SLG: 0.356		C SI 95 C SI 95 B FF 96 S CU 83 1-3 K			C FF 95 B CU 83 C CH 87 B FF 96 F SI 96 C SL 89 2-3 K		B FF 96 C FF 94 B CH 89 S SL 88 B CH 90 S FF 96 3-3 K		C SL 83 B FF 90 F FF 90 X SL 85 1-2 G5-3	2	0	0	0	0	2	1
										2	0	0	0	0	1	1
61 Robinson Chirinos, R (1, 2) OBP: 0.318, SLG: 0.462			B FF 93 B FF 94 B FF 93 C FF 92 F FF 95 B FF 96 4-2 7 B5-3 BB		F FF 96 F CH 90 F CU 84 F CH 88 X FF 96 0-2 HR			C FF 92 S CH 87 B CH 88 S CU 83 1-3 K		2	1	1	1	1	1	0
39 Tommy Field, R (1, 4) (5, 6) OBP: 0.250, SLG: 0.366			B SI 94 X FF 94 1-0 F8		C FF 96 C SI 95 F FF 94 B CH 90 B FF 94 S CH 89 2-3 K			B CH 88 F FF 93 C FF 94 S CU 83 1-3 K2-3		3	0	0	0	0	2	1

	AB	33
	R	3
	H	8
	RBI	3
	BB	1
	SO	9
	LOB	12

Inning Stats																		
	R: 0	H: 0	R: 0	H: 1	R: 0	H: 0	R: 0	H: 1	R: 1	H: 1	R: 0	H: 1	R: 0	H: 1	R: 0	H: 0	R: 2	H: 3
	E: 0	LOB: 0	E: 0	LOB: 1	E: 0	LOB: 1	E: 0	LOB: 1	E: 0	LOB: 0	E: 0	LOB: 0	E: 0	LOB: 1	E: 0	LOB: 0	E: 0	LOB: 1
	K: 1	BB: 0	K: 1	BB: 0	K: 0	BB: 1	K: 0	BB: 0	K: 2	BB: 0	K: 0	BB: 0	K: 1	BB: 0	K: 3	BB: 0	K: 1	BB: 0
	S: 8	P: 14	S: 8	P: 11	S: 7	P: 14	S: 8	P: 14	S: 14	P: 18	S: 7	P: 9	S: 9	P: 14	S: 9	P: 11	S: 17	P: 24

	1B: 5	SF: 0	WP: 1	PA: 34
	2B: 1	SAC: 0	PB: 0	
	3B: 0	DP: 1	SB: 0	
	HR: 2	HBP: 0	CS: 0	

PITCHER		IP	WLS	BF	H	R	ER	SO	BB	IBB	HBP	BLK	WP	HR	S	P	ERA	WHIP
59 Carlos Carrasco, R	(1, 1)	8.0	W	28	5	1	1	8	1	0	0	0	1	1	70	105	1.12	0.750
ERA: 4.24																		
48 Scott Atchison, R	(9, 1)	1.0		6	3	2	2	1	0	0	0	0	0	1	17	24	18.00	3.000
ERA: 5.74																		

PITCHER	IP	WLS	BF	H	R	ER	SO	BB	IBB	HBP	BLK	WP	HR	S	P	ERA	WHIP

Texas Rangers @ Cleveland Indians

Progressive Field, Cleveland, OH

Wed May 27 2015, 12:13 PM - 2:59 PM EDT

Att. 15,956 - Partly Cloudy - 79 F

BOTTOM

livebaseballscorecards.com

Batter	1	2	3	4	5	6	7	8	9	AB	R	H	RBI	BB	SO	LOB
22 Jason Kipnis, L (1, 4) OBP: 0.412, SLG: 0.537	B FF 88 C SI 87 B CU 75 B CH 83 F FF 87 X SI 89 3-2 L7 ①	1 SAFE C FF 87 B FF 85 B SL 82 1 SAFE X CH 84 2-1 G4-3 ③	B CU 74 F CU 77 D CH 82 X FF 88 2-1 41 HR 1-3 2B		B FF 93 B FF 94 C FF 93 X FF 93 2-1 23 SF7 3B		X FF 94 0-0 11 FC4-6 41 BB 1B			5	2	3	0	0	0	1
41 Carlos Santana, S (1, 3) OBP: 0.374, SLG: 0.383	F SI 88 B FF 88 B CU 76 X SI 88 2-1 G4-3 ②		23 2B 7 1B BB 2-0 2-H 3-H HR		C FF 93 B FF 92 B FF 93 X FF 92 2-1 F7 ①		B SL 84 F FF 91 B CH 82 B CH 83 B FC 92 4-1 11 FC4-6 1-2 BB			3	2	1	3	2	0	1
23 Michael Brantley, L (1, 7) OBP: 0.394, SLG: 0.507 11 José Ramírez, S (7, 6) OBP: 0.259, SLG: 0.236	C FF 89 X CU 78 0-1 1B		7 1B 8 2B 1-3 2B BB		B SL 86 F FF 93 C CH 84 X SL 84 1-2 SF7 ② 3-H		C CH 90 D CH 84 B CH 84 F FC 92 B CH 83 X FF 92 3-2 FC4-6 ② 1-2f 2-3			2 1	1 0	2 0	1 0	1 0	0 0	0 2
7 David Murphy, L (1, 9) OBP: 0.350, SLG: 0.464	B FF 88 S CH 81 X FF 87 1-1 F7 ③		X FF 88 0-0 8 2B 2-3 3-H 1B C CH 90 S CH 81 B CH 82 B FF 89 F FF 92 S FC 94 2-3 K ③		B CH 86 S CH 85 X FF 94 1-1 G6-3 ③		C CH 84 D CH 84 C FC 91 D SL 84 F FC 93 X FF 92 2-2 G3-1 ③			5	1	1	1	0	1	4
33 Nick Swisher, S (1, 10) OBP: 0.303, SLG: 0.386		B FF 88 F SI 87 S CH 84 X FF 88 1-2 HR	F CU 76 B SL 83 S SL 82 F FF 89 D CH 82 S CU 78 2-3 K ①	B FF 95 S CH 84 X SI 95 1-1 G4-3 ①		C FC 92 B FC 92 C FC 93 B SL 85 F FC 94 B FF 94 F FF 93 X FF 94 3-2 1B		S FF 96 F FF 96 B SL 90 B SL 88 F FF 96 F SL 89 F SL 81 S SL 89 2-3 K ①		5	1	2	1	0	2	2
8 Lonnie Chisenhall, L (1, 5) OBP: 0.248, SLG: 0.372		C FF 89 B CU 78 X SL 84 1-1 4 FC5-4 1B	1 SAFE B FF 86 F CU 76 F SL 83 1 SAFE X CH 83 1-2 24 1B 1-H 3-H 2B	C FC 94 X SL 88 0-1 HR		X FF 93 0-0 L7 ①		B SL 84 F FF 94 S SL 88 F SL 88 S SL 80 1-3 K ②		5	2	3	3	0	1	1
4 Mike Aviles, R (1, 6) OBP: 0.372, SLG: 0.474 (7, 7)		C FF 86 X FF 88 0-1 FC5-4 ① 1-2f 24 1B	C SL 83 X FF 89 0-1 L8 ②	B SI 93 S SL 85 S SI 94 F SL 86 F SI 94 X CH 85 1-2 L5 ②		C FF 91 S SL 84 B SI 91 S SL 84 1-3 K ②		B SL 87 C SL 86 X FF 94 1-1 24 WP 1B		5	1	1	0	0	1	3
24 Michael Bourn, L (1, 8) OBP: 0.323, SLG: 0.312		C FF 88 B FF 87 F CH 82 X FF 89 1-2 2-H 1B	C SL 80 B FF 86 S CU 78 X SL 82 1-2 55 S 55 1B 2-H 1B	B SI 94 C CH 84 X FF 93 1-1 1B		X SI 91 0-0 G4-3 ③		C FF 95 C SL 80 B FF 95 X SL 79 1-2 F7 ③ 1-2		5	1	3	2	0	0	2
55 Roberto Pérez, R (1, 2) OBP: 0.339, SLG: 0.372		C FF 88 C SL 83 B SL 83 C FF 88 1-3 K ②	B FF 89 F SL 82 S FF 88 B FF 89 X SL 81 2-2 22 2B 41 HR 1-H 1B	S FC 94 X SI 92 0-1 G5-3 ③			F FC 92 X FF 94 0-1 G4-3 ①			4	1	1	1	0	1	2
Inning Stats	R: 0 E: 0 K: 0 S: 9 H: 1 LOB: 1 BB: 0 P: 15	R: 2 E: 1 K: 1 S: 15 H: 3 LOB: 1 BB: 0 P: 21	R: 8 E: 0 K: 2 S: 29 H: 7 LOB: 1 BB: 2 P: 49	R: 1 E: 0 K: 0 S: 13 H: 2 LOB: 1 BB: 0 P: 16	R: 1 E: 0 K: 0 S: 9 H: 1 LOB: 0 BB: 0 P: 15	R: 0 E: 0 K: 1 S: 10 H: 1 LOB: 1 BB: 0 P: 14	R: 0 E: 0 K: 0 S: 11 H: 1 LOB: 2 BB: 1 P: 20	R: 0 E: 0 K: 2 S: 15 H: 1 LOB: 1 BB: 0 P: 20		1B: 10 2B: 3 3B: 1 HR: 3 SF: 1 SAC: 0 DP: 0 HBP: 0						

AB	40
R	12
H	17
RBI	12
BB	3
SO	6
LOB	18

WP: 1 PA: 44
PB: 0
SB: 1
CS: 0

PITCHER		IP	WLS	BF	H	R	ER	SO	BB	IBB	HBP	BLK	WP	HR	S	P	ERA	WHIP
48 Colby Lewis, R ERA: 4.7	(1, 1)	2.2	L	20	11	10	9	2	1	0	0	0	0	2	48	74	30.38	4.500
63 Anthony Bass, R ERA: 4.35	(3, 1)	4.1		20	5	2	2	2	2	0	0	0	0	1	48	76	4.15	1.615
36 Jon Edwards, R ERA:	(8, 1)	1.0		4	1	0	0	2	0	0	0	0	1	0	15	20	0.00	1.000

PITCHER	IP	WLS	BF	H	R	ER	SO	BB	IBB	HBP	BLK	WP	HR	S	P	ERA	WHIP

Cleveland Indians @ Seattle Mariners

Safeco Field, Seattle, WA

Thu May 28 2015, 7:11 PM - 10:00 PM PDT

Att. 19,449 - Partly Cloudy - 80 F

livebaseballscorecards.com

Batter	1	2	3	4	5	6	7	8	9	AB	R	H	RBI	BB	SO	LOB
22 Jason Kipnis, L (1, 4) OBP: 0.416, SLG: 0.536	B FF 93 C FF 94 S FC 89 S KC 83 1-3 ① K2-3	C FF 94 B KC 83 X FF 96 1-1 1-2 1B		B FF 95 C FF 97 X 1-1 23 G3 4 E 1-2 2-3 3-H 1B		C SL 79 F FF 90 D FF 90 X SL 80 1-2 FC4 23 1B 3-H		C FF 94 C SL 87 B SI 95 F FF 96 F SL 87 B FF 96 F FF 95 H FF 95 3-2 8 CS HBP		4	0	2	2	0	1	0
4 Mike Aviles, R (1, 5) OBP: 0.356, SLG: 0.450 8 Lonnie Chisenhall, L (8, PH) OBP: 0.247, SLG: 0.369 (8, 5)	C FF 94 C FF 95 B FF 95 B KC 83 X FF 95 2-2 ② G6-3	B FF 95 X FF 95 1-0 ③ F9		B FC 89 F FF 96 C KC 81 X FF 96 1-2 E6 23 G3 1-2 2-3 3-H		1 SAFE C SI 86 1 SAFE B CH 81 S SI 85 S CH 81 1-3 ② K		S SL 86 P PO 93 1-1 ③ CS 1-2	B FF 95 X SL 86 1-0 ① G4-3	4 1	0 0	0 0	1 0	0 0	1 0	5 0
23 Michael Brantley, L (1, 7) OBP: 0.394, SLG: 0.503	C FF 95 B FF 96 X FF 96 1-1 9 1B 1B		S FF 95 B FF 95 X FF 95 1-1 ① L7	X FC 90 0-0 ② G3 1-2 2-3 3-H		1 SAFE 1 SAFE C FF 91 X FF 90 0-1 1-3 1B			C SL 86 B FF 95 X SI 95 1-1 ② L7	5	0	2	1	0	0	2
9 Ryan Raburn, R (1, 9) OBP: 0.363, SLG: 0.528 7 David Murphy, L (9, PH) OBP: 0.346, SLG: 0.459 (9, 9)	D FF 95 X FF 94 1-0 1-2 1B		B FF 95 B FF 94 C FF 95 B FF 97 F FF 95 C KC 82 3-3 ② K	X FF 95 0-0 ③ G5-3		B SI 85 X SI 86 1-0 ③ G3			F SI 95 B SI 95 B FF 95 B SL 86 X FF 94 3-1 ③ F8	4 1	0 0	1 0	0 0	0 0	1 0	4 0
33 Nick Swisher, S (1, 10) OBP: 0.288, SLG: 0.365	C FF 94 B FF 95 F CH 86 X KC 82 1-2 ③ G4-3		B FF 96 B FF 95 S FF 95 C FF 96 X FF 97 2-2 ③ G6-3		B FF 95 X FF 95 1-0 ① L7		B SI 84 B SI 84 X FF 88 2-0 ① F8			4	0	0	0	0	0	2
10 Yan Gomes, R (1, 2) OBP: 0.156, SLG: 0.167		X FF 94 0-0 ① F9		C FF 91 X CH 85 0-1 ① L9	C CH 87 B FF 96 F CH 87 S KC 83 1-3 ② K		C SI 86 X CH 80 0-1 ② F9			4	0	0	0	0	1	0
44 Brandon Moss, L (1, 3) OBP: 0.300, SLG: 0.447		C FF 94 X FC 91 0-1 HR		C FF 94 B FF 94 B FF 96 X FF 96 2-1 24 BB 11 1B 22 1B 1B	B KC 82 B FF 96 B FF 94 X FF 88 3-0 ③ P5		B CU 70 T FF 89 F SL 80 X SL 80 1-2 ③ P5			4	2	2	1	0	0	0
11 José Ramírez, S (1, 6) OBP: 0.265, SLG: 0.252	B FF 95 T FF 95 L FF 96 C KC 82 1-3 ② K		B FF 95 B FF 95 S FF 95 F KC 82 X KC 82 2-2 22 1B 24 BB 4 E 1-2 1B			L SI 85 F SI 85 X SL 78 0-2 24 SH1-3 22 FC4 2B		X FF 94 0-0 ① F9		4	2	2	0	0	1	0
24 Michael Bourn, L (1, 8) OBP: 0.329, SLG: 0.315	C FF 94 F FF 95 X KC 84 0-2 22 1B 1B		D KC 80 B KC 80 B FF 95 C FF 95 C FF 96 D FC 89 4-2 4 E 22 1B 23 G3 1-2 2-3 BB			X FF 88 0-0 ① SH1-3 2-3		C FF 95 B FF 95 X FF 95 1-1 ② G6-3		2	1	1	0	1	0	0
Inning Stats	R: 0 E: 0 K: 1 S: 12 H: 2 LOB: 2 BB: 0 P: 18	R: 1 E: 0 K: 1 S: 12 H: 3 LOB: 2 BB: 0 P: 15	R: 0 E: 0 K: 1 S: 8 H: 0 LOB: 0 BB: 0 P: 14	R: 3 E: 1 K: 0 S: 17 H: 3 LOB: 2 BB: 1 P: 27	R: 0 E: 0 K: 1 S: 5 H: 0 LOB: 0 BB: 0 P: 10	R: 1 E: 0 K: 1 S: 13 H: 2 LOB: 2 BB: 0 P: 16	R: 0 E: 0 K: 0 S: 6 H: 0 LOB: 0 BB: 0 P: 9	R: 0 E: 0 K: 0 S: 10 H: 0 LOB: 0 BB: 0 P: 14	R: 0 E: 0 K: 0 S: 5 H: 0 LOB: 0 BB: 0 P: 10	1B: 8 2B: 1 3B: 0 HR: 1	SF: 0 SAC: 1 DP: 0 HBP: 1					

TOP	
	AB 37
	R 5
	H 10
	RBI 5
	BB 1
	SO 5
	LOB 13

PITCHER		IP	WLS	BF	H	R	ER	SO	BB	IBB	HBP	BLK	WP	HR	S	P	ERA	WHIP
65 James Paxton, L ERA: 3.7	(1, 1)	4.2	L	24	8	4	3	4	1	0	0	0	0	1	53	80	5.79	1.929
97 Joe Beimel, L ERA: 2.79	(5, 1)	2.1		10	2	1	1	1	0	0	0	0	0	0	20	29	3.86	0.857
57 Mark Lowe, R ERA: 0.9	(8, 1)	2.0		6	0	0	0	0	0	0	1	0	0	0	15	24	0.00	0.000

PITCHER	IP	WLS	BF	H	R	ER	SO	BB	IBB	HBP	BLK	WP	HR	S	P	ERA	WHIP

Batter	1	2	3	4	5	6	7	8	9	AB	R	H	RBI	BB	SO	LOB
16 Austin Jackson, R (1, 8) OBP: 0.278, SLG: 0.306	B SI 94 B SI 93 B SI 94 C SI 93 F SI 95 X SI 95 3-2 ① L8		F SI 91 S FF 95 B SL 90 X SL 91 1-2 ② G6-3		X SI 94 0-0 1-2 1B		C CU 84 C SI 95 S SL 91 0-3 ② K			4	0	1	0	0	1	0
7 Seth Smith, L (1, 9) OBP: 0.331, SLG: 0.476	X SI 95 0-0 ② G4-3		B CU 84 S SL 90 S SL 90 B SI 94 B FF 91 B SL 90 4-2 23 1B BB		B SL 88 C SI 94 S CH 85 C SI 95 1-3 ② K		X SL 90 0-0 1B			3	0	1	0	1	1	2
23 Nelson Cruz, R (1, 10) OBP: 0.392, SLG: 0.678	C SI 94 F SI 95 F CU 84 X SI 97 0-2 ③ G6-3		C SI 93 F SI 94 X SI 95 0-2 1-2 1B		S SL 91 C SI 95 F SI 94 B SI 96 D FF 92 S SL 86 2-3 ③ K		F SI 95 F SL 91 S SI 96 0-3 ③ K			4	0	1	0	0	2	3
15 Kyle Seager, L (1, 5) OBP: 0.314, SLG: 0.474		C SI 93 F FF 94 C FF 91 0-3 ① K	F SI 95 B CH 87 F FF 91 F CU 85 S CU 86 1-3 ③ K			B CU 81 F SI 94 B CH 86 S SL 90 F CU 84 S SI 95 2-3 ① K		B SL 86 C SI 92 S SL 85 B SL 83 F SI 94 X SL 87 2-2 ① L9		4	0	0	0	0	3	2
20 Logan Morrison, L (1, 3) OBP: 0.311, SLG: 0.394		C SL 90 B SI 95 F CH 87 B SI 94 X FF 92 2-2 1B		C SI 93 F CH 85 F SI 94 F SL 85 S SI 94 0-3 ① K		S CH 86 B SI 95 F SI 93 C SI 95 1-3 ② K		T SI 94 C SI 95 B SL 86 B SL 86 F SI 94 X SI 94 2-2 ② G3		4	0	1	0	0	2	0
5 Brad Miller, L (1, 4) OBP: 0.310, SLG: 0.420		F SI 93 F SL 90 B SI 95 X CU 84 1-2 ② L7		C SI 95 F SL 91 B SI 96 X FF 95 1-2 ② G3-1		H SL 90 1-0 13 HR HBP		C SL 85 B SL 86 B SL 85 B SI 93 C SI 93 C SI 93 3-3 ③ K		3	1	0	0	0	1	1
13 Dustin Ackley, L (1, 7) OBP: 0.220, SLG: 0.327		T SI 94 C FF 90 S SI 95 0-3 ③ K		S SI 94 B SL 88 S CH 87 B SI 95 X SL 86 2-2 ③ P4		B SI 94 B SL 90 D SI 94 C SI 94 X SI 94 3-1 1-H HR			C FF 96 B KC 87 F FF 96 B FF 96 F FF 96 C KC 87 2-3 ① K	4	1	1	2	0	2	1
1 Chris Taylor, R (1, 6) OBP: 0.224, SLG: 0.210 22 Robinson Canó, L (9, PH) OBP: 0.295, SLG: 0.332			S SI 94 B SI 91 C SL 90 S FF 94 1-3 ① K		S SL 88 B FF 94 C SI 94 B SI 94 S SL 90 2-3 ① K	C SL 89 X SI 93 0-1 ③ G6-3			C KC 87 X FF 96 0-1 ② F9	3 1	0 0	0 0	0 0	0 0	2 0	0 0
3 Mike Zunino, R (1, 2) OBP: 0.246, SLG: 0.397			F FF 93 F FF 94 B FF 92 X CU 84 1-2 HR		X SI 95 0-0 16 1B		F SI 94 S CU 84 B FF 91 S SL 90 1-3 ① K		C FF 96 B FF 95 S KC 88 S KC 88 1-3 ③ K	4	1	2	1	0	2	0
Inning Stats	R: 0 E: 0 K: 0 S: 8 H: 0 LOB: 0 BB: 0 P: 11	R: 0 E: 0 K: 2 S: 12 H: 1 LOB: 1 BB: 0 P: 15	R: 1 E: 0 K: 2 S: 18 H: 2 LOB: 2 BB: 1 P: 26	R: 0 E: 0 K: 1 S: 11 H: 0 LOB: 0 BB: 0 P: 14	R: 0 E: 0 K: 3 S: 12 H: 2 LOB: 2 BB: 0 P: 17	R: 2 E: 0 K: 2 S: 11 H: 1 LOB: 0 BB: 0 P: 18	R: 0 E: 0 K: 3 S: 10 H: 1 LOB: 1 BB: 0 P: 11	R: 0 E: 0 K: 1 S: 11 H: 0 LOB: 0 BB: 0 P: 18	R: 0 E: 0 K: 2 S: 9 H: 0 LOB: 0 BB: 0 P: 12	1B: 5 2B: 0 3B: 0 HR: 2	SF: 0 SAC: 0 DP: 0 HBP: 1			WP: 0 PB: 0 SB: 0 CS: 0	PA: 36		

PITCHER		IP	WLS	BF	H	R	ER	SO	BB	IBB	HBP	BLK	WP	HR	S	P	ERA	WHIP
28 Corey Kluber, R ERA: 3.52	(1, 1)	7.0	W	30	7	3	3	13	1	0	1	0	0	2	82	112	3.86	1.143
35 Marc Rzepczynski, L ERA: 3.55	(8, 1)	1.0	H	3	0	0	0	1	0	0	0	0	0	0	11	18	0.00	0.000
37 Cody Allen, R ERA: 5.85	(9, 1)	1.0	S	3	0	0	0	2	0	0	0	0	0	0	9	12	0.00	0.000

PITCHER	IP	WLS	BF	H	R	ER	SO	BB	IBB	HBP	BLK	WP	HR	S	P	ERA	WHIP

BOTTOM

Cleveland Indians @ Seattle Mariners

Safeco Field, Seattle, WA

Thu May 28 2015, 7:11 PM - 10:00 PM PDT

Att. 19,449 - Partly Cloudy - 80 F

livebaseballscorecards.com

AB	34
R	3
H	7
RBI	3
BB	1
SO	16
LOB	9

Cleveland Indians @ Seattle Mariners

Safeco Field, Seattle, WA

Fri May 29 2015, 7:11 PM - 9:35 PM PDT

Att. 32,454 - Partly Cloudy - 76 F

TOP

livebaseballscorecards.com

Batter	1	2	3	4	5	6	7	8	9	AB	R	H	RBI	BB	SO	LOB
22 Jason Kipnis, L (1, 4) OBP: 0.418, SLG: 0.533	C FF 95 B FF 96 T FF 96 X FF 96 1-2 23 G4-6-3 1B			B CU 73 B FS 90 T FF 96 F FF 96 X SI 96 2-2 ① L8		B CU 75 C FF 95 T FS 90 X SI 96 1-2 ③ G4-3			C CH 83 B CH 82 B SI 95 B CH 83 B SI 94 4-1 9 DI 9 3B BB	3	1	1	0	1	0	0
11 José Ramírez, S (1, 6) OBP: 0.260, SLG: 0.246 9 Ryan Raburn, R (9, PH) OBP: 0.370, SLG: 0.562	F FF 95 C FS 89 S FS 89 0-3 ① K			C FF 94 S CU 76 B FS 90 S FF 96 1-3 ② K			B FF 93 C FF 94 C FS 89 F FF 96 B FF 95 F FS 89 X FF 96 2-2 ① F7		B SI 94 B SI 94 B SI 95 C SI 96 X SI 94 3-1 1-H 3B	3	0	0	0	0	2	1
										1	0	1	1	0	0	0
23 Michael Brantley, L (1, 7) OBP: 0.386, SLG: 0.491	C FF 94 B FF 95 X FS 90 1-1 ②③ G4-6-3 1-2f			F FF 96 B CU 77 B FF 96 C FF 96 T FF 97 2-2 ③ K			C FS 88 B FF 95 B FF 95 X FF 94 2-1 ② L7		B SI 95 X SI 96 1-0 ③ F9	4	0	0	0	0	1	2
44 Brandon Moss, L (1, 3) OBP: 0.295, SLG: 0.438		B FF 95 F FF 94 X FF 96 1-1 ① P5			C FF 93 T FF 95 F FF 96 T FF 96 0-2 ① K		C FF 94 S FS 90 B SI 96 F FF 96 S FS 89 1-3 ③ K			3	0	0	0	0	2	0
7 David Murphy, L (1, 9) OBP: 0.336, SLG: 0.446		C FF 95 C CU 75 B FS 89 F FF 97 B CU 76 X FS 91 2-2 ② G1-3			B FF 95 X FF 94 1-0 ② F8			C FF 93 F FS 89 F FF 95 F FF 95 X SI 96 0-2 ① G3-1		3	0	0	0	0	0	0
33 Nick Swisher, S (1, 10) OBP: 0.289, SLG: 0.364		B SI 95 C FF 95 F FF 91 X FF 96 1-2 ③ G6-3			B FF 95 S FS 90 B FF 96 S FF 95 X FS 90 2-2 1B			C FF 94 B FF 95 C SI 95 X FF 96 1-2 ② G5-3		3	0	1	0	0	0	0
8 Lonnie Chisenhall, L (1, 5) OBP: 0.242, SLG: 0.362			B FF 94 F FF 95 C FF 95 B FS 90 X FS 91 2-2 ① G3-1		C FF 94 B FF 95 F FS 89 S FF 96 1-3 ③ K			B SI 96 F FF 94 B FS 90 F FF 94 X FF 96 2-2 ③ P4		3	0	0	0	0	1	1
24 Michael Bourn, L (1, 8) OBP: 0.323, SLG: 0.308			C SI 95 S FF 96 S FF 96 0-3 ② K			X FF 93 0-0 ① P4			C SI 92 F SI 94 B SI 94 B CH 79 T SI 95 2-2 ① K	3	0	0	0	0	2	0
55 Roberto Pérez, R (1, 2) OBP: 0.333, SLG: 0.364 4 Mike Aviles, R (9, PH) OBP: 0.352, SLG: 0.444			C FF 97 T FF 97 T FF 97 0-2 ③ K			C FF 94 C FF 95 X FF 94 0-2 ② G6-3			B CH 88 C SI 94 B CH 86 X SI 94 2-1 ② G4-3	2	0	0	0	0	1	0
										1	0	0	0	0	0	0
Inning Stats	R: 0 E: 0 K: 1 S: 8 H: 1 LOB: 0 BB: 0 P: 10	R: 0 E: 0 K: 0 S: 9 H: 0 LOB: 0 BB: 0 P: 13	R: 0 E: 0 K: 2 S: 9 H: 0 LOB: 0 BB: 0 P: 11	R: 0 E: 0 K: 2 S: 9 H: 0 LOB: 0 BB: 0 P: 14	R: 0 E: 0 K: 2 S: 11 H: 1 LOB: 1 BB: 0 P: 15	R: 0 E: 0 K: 0 S: 7 H: 0 LOB: 0 BB: 0 P: 8	R: 0 E: 0 K: 1 S: 12 H: 0 LOB: 0 BB: 0 P: 17	R: 0 E: 0 K: 0 S: 11 H: 0 LOB: 0 BB: 0 P: 14	R: 1 E: 0 K: 1 S: 9 H: 1 LOB: 1 BB: 1 P: 21	1B: 2 2B: 0 3B: 1 HR: 0 SF: 0 SAC: 0 DP: 1 HBP: 0						

	AB	29
	R	1
	H	3
	RBI	1
	BB	1
	SO	9
	LOB	4

WP: 0 PA: 30
PB: 0
SB: 0
CS: 0

PITCHER	IP	WLS	BF	H	R	ER	SO	BB	IBB	HBP	BLK	WP	HR	S	P	ERA	WHIP
44 Taijuan Walker, R (1, 1) ERA: 6.18	8.0	W	25	2	0	0	8	0	0	0	0	0	0	76	102	0.00	0.250
56 Fernando Rodney, R (9, 1) ERA: 7.08	1.0	S	5	1	1	1	1	1	0	0	0	0	0	9	21	9.00	2.000

PITCHER	IP	WLS	BF	H	R	ER	SO	BB	IBB	HBP	BLK	WP	HR	S	P	ERA	WHIP

BOTTOM

Cleveland Indians @ Seattle Mariners

Safeco Field, Seattle, WA

Fri May 29 2015, 7:11 PM - 9:35 PM PDT

Att. 32,454 - Partly Cloudy - 76 F

livebaseballscorecards.com

Batter	1	2	3	4	5	6	7	8	9	AB	R	H	RBI	BB	SO	LOB
16 Austin Jackson, R (1, 8) OBP: 0.277, SLG: 0.304	B FF 93 X SI 93 1-0 15 CS 1B		B FF 94 C FC 85 X FC 85 1-1 ③ G4-3		B SI 95 B FC 83 C FF 93 F SI 94 S CH 86 2-3 ③ K		F FF 94 F SI 94 B KC 80 C SI 95 1-3 ③ K			4	0	1	0	0	2	0
15 Kyle Seager, L (1, 5) OBP: 0.318, SLG: 0.472	C SI 92 B SI 92 X CH 85 1-1 ① 23 CS 1-2 1B			B FF 93 X FF 93 1-0 ① F7		C FF 93 F CH 84 T CH 85 0-2 ① K		B SI 92 B SI 93 B SI 92 F SI 92 B SI 93 4-1 23 FC4-6 BB		3	0	1	0	1	1	0
23 Nelson Cruz, R (1, 9) OBP: 0.394, SLG: 0.674	B FC 84 1 SAFE B FC 86 B FF 93 C FC 85 S FF 94 S SI 93 3-3 ②③ K 1-2			C FF 92 B KC 76 F SI 94 F KC 76 B KC 79 B SI 95 X SI 95 3-2 3 BB 7 G4-3 1B		X FC 84 0-0 7 HR 1B		F SI 93 D SI 93 F SI 93 X SL 86 1-2 ① FC4-6 20 F8 7 BB 1-2f		4	1	2	0	0	1	2
7 Seth Smith, L (1, 10) OBP: 0.336, SLG: 0.496		C FC 85 B FF 92 X FF 92 1-1 ① P5		S SI 94 B SI 94 D CH 86 F CH 86 X KC 76 2-2 ② G4-3 1-2		B FF 92 C CH 86 B SI 92 X FC 86 2-1 1-H HR		B SI 93 B SI 93 C CH 83 B SI 92 C SI 93 B SI 93 4-2 1-2 BB		3	1	1	2	1	0	1
20 Logan Morrison, L (1, 3) OBP: 0.321, SLG: 0.395		B FF 93 F FC 86 C CH 85 F KC 78 B KC 79 X SI 94 2-2 1B		S FF 94 B FF 93 C KC 76 D KC 79 B FF 94 F KC 77 B SI 95 4-2 3 BB BB		F SI 94 F SI 94 B CH 86 B KC 80 F CH 86 B SI 95 B SI 95 4-2 BB		B FF 95 F FF 94 X FC 89 1-1 ② F8 2-3		2	0	1	0	2	0	2
3 Mike Zunino, R (1, 2) OBP: 0.247, SLG: 0.388		S FC 85 X FC 82 0-1 ② P2		B FC 86 B FF 94 S FC 86 B FF 95 B SI 95 4-1 1-2 2-3 BB		F FF 94 B FF 94 1 SAFE B FF 93 C FC 85 C SI 94 2-3 ② K		B FC 93 S FC 93 B FC 93 B FC 94 F FC 94 S FC 95 3-3 ③ K		3	0	0	0	1	2	4
5 Brad Miller, L (1, 6) OBP: 0.304, SLG: 0.411		C FF 93 B FF 92 B CH 86 B SI 92 C SI 93 C SI 93 3-3 ③ K		F SI 94 B SI 95 X FC 87 1-1 ③ P6		X SI 93 0-0 ③ P4				3	0	0	0	0	1	5
8 Willie Bloomquist, R (1, 4) OBP: 0.205, SLG: 0.209			B FF 93 C FC 84 B SI 94 X SI 93 2-1 ① F9		F FF 92 B SI 91 F FC 84 B KC 76 C SI 93 2-3 ① K		F FC 83 S SI 93 S KC 79 0-3 ① K			3	0	0	0	0	2	0
13 Dustin Ackley, L (1, 7) OBP: 0.215, SLG: 0.319			C FF 93 X SI 94 0-1 ② P5		C CH 85 F FF 93 B FC 86 B SI 94 B KC 78 T SI 94 3-2 ② K		C CH 84 F FF 94 S KC 79 0-3 ② K			3	0	0	0	0	2	0
Inning Stats	R: 0 E: 0 K: 1 S: 6 H: 2 LOB: 1 BB: 0 P: 11	R: 0 E: 0 K: 1 S: 11 H: 1 LOB: 1 BB: 0 P: 17	R: 0 E: 0 K: 0 S: 6 H: 0 LOB: 0 BB: 0 P: 9	R: 0 E: 0 K: 0 S: 14 H: 1 LOB: 3 BB: 2 P: 29	R: 0 E: 0 K: 3 S: 9 H: 0 LOB: 0 BB: 0 P: 16	R: 2 E: 0 K: 2 S: 13 H: 2 LOB: 1 BB: 1 P: 21	R: 0 E: 0 K: 3 S: 9 H: 0 LOB: 0 BB: 0 P: 10	R: 0 E: 0 K: 1 S: 11 H: 0 LOB: 2 BB: 2 P: 24		1B: 5 2B: 1 3B: 0 HR: 1 SF: 0 SAC: 0 DP: 1 HBP: 0				WP: 0 PB: 0 SB: 0 CS: 2 PA: 33		

	AB	28
	R	2
	H	6
	RBI	2
	BB	5
	SO	11
	LOB	14

PITCHER		IP	WLS	BF	H	R	ER	SO	BB	IBB	HBP	BLK	WP	HR	S	P	ERA	WHIP
47 Trevor Bauer, R ERA: 2.97	(1, 1)	7.0	L	28	6	2	2	10	3	0	0	0	0	1	68	113	2.57	1.286
54 Ryan Webb, R ERA: 1.26	(8, 1)	0.1		3	0	0	0	0	2	0	0	0	0	0	6	15	0.00	6.000
50 Nick Hagadone, L ERA: 4.24	(8, 1)	0.1		1	0	0	0	0	0	0	0	0	0	0	2	3	0.00	0.000
27 Bryan Shaw, R ERA: 3.0	(8, 1)	0.1		1	0	0	0	1	0	0	0	0	0	0	3	6	0.00	0.000

PITCHER	IP	WLS	BF	H	R	ER	SO	BB	IBB	HBP	BLK	WP	HR	S	P	ERA	WHIP

Cleveland Indians @ Seattle Mariners

Safeco Field, Seattle, WA

Sat May 30 2015, 7:11 PM - 10:14 PM PDT

Att. 32,287 - Clear - 72 F

TOP

livebaseballscorecards.com

Batter	1	2	3	4	5	6	7	8	9	AB	R	H	RBI	BB	SO	LOB
22 Jason Kipnis, L (1, 4) OBP: 0.410, SLG: 0.522	C FF 92 C SI 91 X CU 80 0-2 ① F8	B FF 92 B SI 92 C FF 92 B FF 92 F FF 92 X FF 92 3-2 ② L8		C CU 78 B CH 85 B CU 79 F FF 92 D CU 81 C CU 79 3-3 ③ K			C SL 80 X SL 82 0-1 ① G4-3			4	0	0	0	0	1	2
4 Mike Aviles, R (1, 5) OBP: 0.347, SLG: 0.435	C FF 92 B CH 85 B FF 92 F FF 92 X CH 85 2-2 ③ 9 BB, 23 1B, 33 SF9, 1B	C FF 87 X SI 92 0-1 ③ F8			C FF 91 B SI 89 B CH 84 F FF 91 X CU 81 2-2 ① G5-3		B SI 92 B SI 92 F FF 92 F FF 92 X FF 93 2-2 ② G4-3			4	1	1	0	0	0	0
23 Michael Brantley, L (1, 8) (8, 7) OBP: 0.383, SLG: 0.485	B FF 92 X SI 91 1-0 9 BB, 1-2, 1B	B CU 75 X FF 90 1-0 ① F8			B SI 92 B FF 92 X SI 91 2-0 ② F9		C SL 81 B SL 83 C SL 83 C FF 93 1-3 ③ K			4	0	1	0	0	1	0
9 Ryan Raburn, R (1, 7) OBP: 0.369, SLG: 0.547 24 Michael Bourn, L (8, PH) OBP: 0.321, SLG: 0.306 (8, 8)	D CH 85 B FF 92 B FF 92 C CH 85 S CH 85 B CH 86 4-2 1-2, 2-3, BB	B FF 91 S FF 91 X CH 84 1-1 ② F9			B CH 84 X SI 92 1-0 ③ L9			X FF 94 0-0 ① L8		2 1	0 0	0 0	0 0	1 0	0 0	0 0
33 Nick Swisher, S (1, 10) OBP: 0.287, SLG: 0.354	X FF 93 0-0 ② SF9, 3-H	C CU 78 B CH 84 X FF 91 1-1 ③ G5-3				B FF 90 C FF 90 F FF 91 B CU 80 B FF 93 B CH 83 4-2 44 2B, 7 1B, BB		B SL 86 C SL 86 B FF 94 B SI 94 F SI 94 F SL 87 C SI 94 3-3 ② K		2	1	0	1	1	1	0
10 Yan Gomes, R (1, 2) OBP: 0.139, SLG: 0.147	C FF 92 F CH 86 C CU 80 0-3 ③ K			B SI 90 C FF 91 X CH 85 1-1 ① G6-3		C FF 92 F FF 92 C SI 92 0-3 ① K		X SL 87 0-0 ③ P6		4	0	0	0	0	2	3
44 Brandon Moss, L (1, 3) OBP: 0.299, SLG: 0.442		C FF 90 C CU 77 B SI 90 F CU 80 B FF 92 B FF 93 B CU 78 4-2 40 HR, BB		X SI 92 0-0 ② L8		B FF 91 F SI 91 B CU 79 X FF 92 2-1 7 1B, 1-3, 2B			B SL 80 C FF 88 B FF 89 X FF 88 2-1 ① G3	3	1	1	0	1	0	0
40 Jerry Sands, R (1, 9) OBP: 0.444, SLG: 0.583 7 David Murphy, L (6, PH) OBP: 0.349, SLG: 0.451 (6, 9)		C CH 84 B CH 85 C SI 92 X CH 86 1-2 1-H, HR		B FF 91 B FF 91 B FF 91 C SI 91 B FF 92 4-1 11 1B, BB		D FF 95 X FF 95 1-0 11 G4-6-3, 1, 2-3, 3-H, 1B			B FF 89 B FF 90 B FF 88 B FF 88 4-0 11 CS, BB	1 1	1 0	1 1	2 1	1 1	0 0	0 0
11 José Ramírez, S (1, 6) OBP: 0.260, SLG: 0.246		X FF 92 0-0 ① B5-3		C CH 84 B SI 92 B CH 84 X FF 92 2-1 1-2, 1B		B FF 95 B SI 95 X FF 95 2-0 ②③ G4-6-3, 1-2f			C SI 85 B SI 86 B SI 87 C SI 85 1 SAFE F FF 90 F FF 90 F CH 81 F FF 89 2-2 ②③ X SI 86, L8, 1-2	4	0	1	0	0	0	3

Inning Stats	1	2	3	4	5	6	7	8	9
	R: 1 E: 0 K: 1 S: 13	R: 2 E: 0 K: 0 S: 12	R: 0 E: 0 K: 0 S: 5	R: 0 E: 0 K: 1 S: 9	R: 0 E: 0 K: 0 S: 5	R: 1 E: 0 K: 1 S: 9	R: 0 E: 0 K: 1 S: 8	R: 0 E: 0 K: 1 S: 6	R: 0 E: 0 K: 0 S: 9
	H: 2 LOB: 2 BB: 1 P: 20	H: 1 LOB: 0 BB: 1 P: 20	H: 0 LOB: 0 BB: 0 P: 8	H: 1 LOB: 2 BB: 1 P: 19	H: 0 LOB: 0 BB: 0 P: 10	H: 2 LOB: 1 BB: 1 P: 18	H: 0 LOB: 0 BB: 0 P: 11	H: 0 LOB: 0 BB: 0 P: 9	H: 0 LOB: 0 BB: 1 P: 17

	AB	30
	R	4
	H	6
	RBI	4
	BB	5
	SO	5
	LOB	8

	1B: 4	SF: 1	WP: 0	PA: 36
	2B: 1	SAC: 0	PB: 0	
	3B: 0	DP: 1	SB: 0	
	HR: 1	HBP: 0	CS: 1	

PITCHER		IP	WLS	BF	H	R	ER	SO	BB	IBB	HBP	BLK	WP	HR	S	P	ERA	WHIP
29 Roenis Elías, L ERA: 3.07	(1, 1)	5.1	L	25	5	4	4	3	4	0	0	0	0	1	51	90	6.75	1.688
54 Tom Wilhelmsen, R ERA: 1.59	(6, 1)	0.2		2	1	0	0	0	0	0	0	0	0	0	2	5	0.00	1.500
41 Charlie Furbush, L ERA: 1.5	(7, 1)	1.0		3	0	0	0	1	0	0	0	0	0	0	8	11	0.00	0.000
57 Mark Lowe, R ERA: 0.82	(8, 1)	1.0		3	0	0	0	1	0	0	0	0	0	0	6	9	0.00	0.000
97 Joe Beimel, L ERA: 2.53	(9, 1)	1.0		3	0	0	0	0	1	0	0	0	0	0	9	17	0.00	1.000

PITCHER		IP	WLS	BF	H	R	ER	SO	BB	IBB	HBP	BLK	WP	HR	S	P	ERA	WHIP

Batter	1	2	3	4	5	6	7	8	9	AB	R	H	RBI	BB	SO	LOB
16 Austin Jackson, R (1, 8) OBP: 0.282, SLG: 0.308	C FF 85 S SI 86 B FF 86 F FC 81 X SI 86 1-2 7 CS 1B		S CU 73 F FC 84 B FC 83 X CU 73 1-2 ② G5-3		C SI 84 X CU 70 0-1 ① L8		B FC 90 C SI 96 F FC 90 X SI 98 1-2 ① FC4-6 22 1B 1-2f		B FF 94 C FF 95 X KC 87 1-1 22 G6-3 1B	5	0	2	0	0	0	1
7 Seth Smith, L (1, 10) OBP: 0.331, SLG: 0.485	1 SAFE ① 1 SAFE ② C SI 86 1 SAFE S FC 84 B FF 86 B CH 82 F SI 87 X FF 86 2-2 G3 1-2		F FF 86 B CH 79 S FC 84 B FF 87 B CU 74 X FC 84 3-2 22 HR 1B		B CU 72 C FC 83 B FF 85 B FC 84 C FF 85 X FF 85 3-2 ② L7		C SI 96 C SI 97 S SI 98 0-3 ② K		B FF 95 C FF 94 1 SAFE X FF 94 1-1 ① L9	5	1	1	0	0	1	3
22 Robinson Canó, L (1, 4) OBP: 0.302, SLG: 0.351	B FC 85 B FC 85 B SI 87 C FF 85 B FC 82 4-1 BB		B FC 84 D CH 82 C FF 84 F FC 86 X FC 84 2-2 1-H HR		X SI 85 0-0 ③ G3		1 SAFE F SI 97 F SI 97 B FC 84 F SI 98 X FC 86 1-2 23 BB 1B 1-3		C KC 86 X FF 94 0-1 ②③ G6-3 1-2f	4	1	2	2	1	0	1
23 Nelson Cruz, R (1, 9) OBP: 0.391, SLG: 0.663	C FC 85 S FC 84 1 SAFE B CU 74 C FC 84 1-3 ③ K		B CU 73 B CH 79 F FC 86 X FC 84 2-1 ③ G1-3			S FC 82 B FC 82 B CH 79 X FC 82 2-1 ① F8	B FC 90 B FF 97 B FF 96 C FF 97 B FC 90 4-1 1-2 BB			3	0	0	0	1	1	1
15 Kyle Seager, L (1, 5) OBP: 0.327, SLG: 0.486		C SI 86 X CH 81 0-1 3 L9 2B		C FF 84 B SI 84 B FC 83 B FF 85 B CH 82 4-1 20 1B BB		X SI 92 0-0 20 G3-1 2B	C FC 89 F FF 96 S SL 82 0-3 ③ K			3	0	2	0	1	1	3
20 Logan Morrison, L (1, 3) OBP: 0.319, SLG: 0.392		C SI 87 X FF 86 0-1 ① P6		F FC 83 1 SAFE X SI 84 0-1 ① 5 BB 1-3 1B		X SL 86 0-0 ② G3-1 2-3		B FF 96 X FF 95 1-0 ① L9		4	0	1	0	0	0	2
3 Mike Zunino, R (1, 2) OBP: 0.247, SLG: 0.384		C SI 87 B SI 86 B FF 85 X FF 86 2-1 ② L9 2-3		S CH 80 S FC 83 S SI 85 0-3 ② K		X SI 97 0-0 ③ G5-3		B FF 95 B FF 94 X FF 95 2-0 1B		4	0	1	0	0	1	3
5 Brad Miller, L (1, 6) OBP: 0.309, SLG: 0.417		F SI 87 S FF 85 B SI 87 B SI 86 S FC 85 2-3 ③ K		F FF 86 B FF 85 B SI 85 B FC 83 B FC 84 4-1 1-2 BB			C SI 96 B SI 96 S FF 96 X SI 97 1-2 13 1B 2B	D FC 91 X FF 95 1-0 ② P3		3	1	1	0	1	1	2
13 Dustin Ackley, L (1, 7) 25 Rickie Weeks Jr., R (8, PH) 8 Willie Bloomquist, R (9, 7) OBP: 0.218, SLG: 0.319 OBP: 0.288, SLG: 0.286 OBP: 0.205, SLG: 0.209			C FF 86 F FC 85 C SI 86 0-3 ① K	B FF 85 C FC 83 F FF 85 D CH 81 B FC 84 F FF 86 S FF 84 3-3 ③ K			X SI 97 0-0 16 FC4-6 1B 2-H	B KC 87 F FF 95 B KC 87 C FF 96 S KC 88 2-3 ③ K		3 1 0	0 0 0	1 0 0	1 0 0	0 0 0	2 1 0	2 1 0
Inning Stats	R: 0 H: 1 E: 0 LOB: 1 K: 1 BB: 1 S: 12 P: 20	R: 0 H: 1 E: 0 LOB: 1 K: 1 BB: 0 S: 9 P: 13	R: 2 H: 2 E: 0 LOB: 0 K: 1 BB: 0 S: 14 P: 22	R: 0 H: 1 E: 0 LOB: 2 K: 2 BB: 2 S: 11 P: 22	R: 0 H: 0 E: 0 LOB: 0 K: 0 BB: 0 S: 6 P: 9	R: 0 H: 1 E: 0 LOB: 1 K: 0 BB: 0 S: 5 P: 7	R: 1 H: 3 E: 0 LOB: 3 K: 2 BB: 1 S: 18 P: 25	R: 0 H: 1 E: 0 LOB: 1 K: 1 BB: 0 S: 6 P: 12	R: 0 H: 1 E: 0 LOB: 0 K: 0 BB: 0 S: 6 P: 8	1B: 7 SF: 0 2B: 3 SAC: 0 3B: 0 DP: 1 HR: 1 HBP: 0						

PITCHER		IP	WLS	BF	H	R	ER	SO	BB	IBB	HBP	BLK	WP	HR	S	P	ERA	WHIP
38 Shaun Marcum, R ERA: 5.49	(1, 1)	5.1	W	22	5	2	2	5	3	0	0	0	0	1	54	90	3.38	1.500
35 Marc Rzepczynski, L ERA: 3.46	(6, 1)	0.1	H	2	1	0	0	0	0	0	0	0	0	0	2	2	0.00	3.000
34 Zach McAllister, R ERA: 3.49	(6, 1)	1.0	H	7	3	1	1	1	1	0	0	0	0	0	16	23	9.00	4.000
50 Nick Hagadone, L ERA: 4.0	(7, 1)	1.0	H	4	1	0	0	1	0	0	0	0	0	0	6	10	0.00	1.000
37 Cody Allen, R ERA: 5.48	(8, 1)	1.1	S	4	1	0	0	1	0	0	0	0	0	0	9	13	0.00	0.750

PITCHER	IP	WLS	BF	H	R	ER	SO	BB	IBB	HBP	BLK	WP	HR	S	P	ERA	WHIP

BOTTOM

Cleveland Indians @ Seattle Mariners

Safeco Field, Seattle, WA

Sat May 30 2015, 7:11 PM - 10:14 PM PDT

Att. 32,287 - Clear - 72 F

livebaseballscorecards.com

AB	35
R	3
H	11
RBI	3
BB	4
SO	8
LOB	19



Batter	1	2	3	4	5	6	7	8	9	10	11	12	AB	R	H	RBI	BB	SO	LOB
22 Jason Kipnis, L (1, 4) OBP: 0.411, SLG: 0.529	B FF 92 C FF 91 F SL 84 X CU 79 1-2 G4-3 ①		X SL 83 0-0 2B		B FF 92 B FF 93 C FF 92 F SL 84 F FF 93 X CU 77 2-2 41 PB 2B	B FF 91 C SL 80 F FF 92 X SL 81 1-2 G6-3 ③		1 SAFE F FF 88 1 SAFE F FF 90 F FF 90 X FF 90 0-2 SF7 ② 1-2 3-H		B SL 86 C SL 85 B SI 96 F FF 94 B FF 95 X SL 87 2-2 G3-1 ②		I I IN 62 I IN 63 I IN 64 4-0 23 BB 7 1B IBB	5	1	2	1	1	0	2
41 Carlos Santana, S (1, 10) OBP: 0.381, SLG: 0.383	B FF 92 C FF 91 B SI 92 B SI 93 F FF 93 X FF 93 3-2 1B		B CH 86 C CH 85 D CU 79 X CH 85 2-1 G1-3 ③		B SL 83 C CU 78 B CH 86 D CU 79 B FF 92 4-1 23 S 2-3 BB		B SI 90 X FF 92 1-0 G6-3 ①	B CH 80 C SI 85 B FF 86 B SI 85 I 4-1 IBB		C SL 85 B SI 96 S SI 95 B SL 86 X SL 86 2-2 1B		S FC 87 B FC 88 C SI 93 X FC 87 1-2 F5 ②	5	0	2	0	2	0	4
23 Michael Brantley, L (1, 7) OBP: 0.379, SLG: 0.473	B FF 92 F SL 85 B FF 92 T SL 84 X FF 92 2-2 F7 ②			X FF 91 0-0 L8 ①	C FF 93 F FF 93 F FF 93 B FF 94 X FF 95 1-2 G4-3 ③ 1-2		B FF 92 C SL 82 X SL 81 1-1 7 1B 1B	X SI 89 0-0 G4-3 ③		B FF 94 X SI 94 1-0 L6 ③		B FF 94 D FC 87 B FF 91 B FF 90 4-0 7 1B 1-2 2-3 3-H BB	6	0	1	1	1	0	6
9 Ryan Raburn, R (1, 9) OBP: 0.368, SLG: 0.577 7 David Murphy, L (7, PH) OBP: 0.363, SLG: 0.457 (7, 9)	C SI 92 D SI 93 C FF 92 B SI 94 X FF 94 2-2 F9 ③			C CH 84 C FF 91 B CU 79 B FF 92 T SI 92 2-2 K ②	B FF 91 B FF 91 C FF 91 C FF 92 F FF 93 B FF 92 X FF 93 3-2 HR	C SI 93 C SI 90 X SI 88 0-2 1-3 1B		B SI 92 B CH 80 C SI 94 X SI 94 3-2 G1-3 ①		B SL 85 B SL 85 B SI 93 C FF 94 B FF 93 4-1 10 G4-6-3 BB	C FF 93 X FC 88 0-1 1-3 2-H 3-H 1B	3	1	1	1	0	1	1
													3	0	2	2	1	0	0
44 Brandon Moss, L (1, 3) OBP: 0.310, SLG: 0.454		B FF 91 B FF 92 C FF 91 X SL 84 2-1 4 G4-6-3 1B		B FF 92 S FF 91 F FF 91 F CU 80 F FF 92 B CU 80 F FF 93 X FF 92 2-2 10 1B 1B	F FF 92 B SL 85 X FF 93 1-1 4 SH 10 1B 24 1B 1B	S SI 89 F SI 91 S SI 90 0-3 K ②		X SI 95 0-0 2B		C SL 86 F SL 85 S FF 86 0-3 K ①	X FF 94 0-0 G3 ③	7	1	4	0	0	2	5
10 Yan Gomes, R (1, 2) OBP: 0.190, SLG: 0.179		B SI 92 X CH 85 1-0 P2 ①		X SI 91 0-0 1-2 1B	1 SAFE 1 SAFE S FF 94 F FF 96 X SL 88 0-2 24 1B 4 SH 11 G3-2 1-2 1B	B SI 97 C SI 95 X SI 96 1-1 L6 ③		B CH 83 D CH 84 C CH 83 B SI 96 B CH 83 4-1 BB		1 SAFE B SL 85 X FF 93 1-0 G4-6-3 ②③ 1-2f		5	0	2	0	1	0	4
4 Mike Aviles, R (1, 5) OBP: 0.340, SLG: 0.425 8 Lonnie Chisenhall, L (8, PH) OBP: 0.250, SLG: 0.364 (8, 5)		X SI 91 0-0 G4-6-3 ②③ 1-2f		C FF 93 F FF 94 F FF 93 D CU 81 D CH 86 B FF 94 X FF 95 3-2 G6-3 ③	X FF 96 0-0 SH 11 G3-2 1-2 2-3 24 1B			F SI 94 B SI 90 C SL 84 C SL 86 B SI 90 X SL 84 2-2 24 1B 22 SF7 1B		C CH 84 X CH 84 0-1 F9 ②		F FF 94 B SI 95 B SL 83 B SI 94 B SI 93 4-1 11 2B 23 BB BB	2	0	0	0	0	0	3
													2	2	1	0	1	0	2
24 Michael Bourn, L (1, 8) OBP: 0.322, SLG: 0.307			B FF 90 B FF 91 F FF 91 F FF 92 B FF 92 X FF 92 3-2 G4-3 ①		C FF 91 B FF 90 C FF 91 B FF 92 T FF 92 2-2 K ①	B FF 97 X FF 96 1-0 11 G3-2 1-2 2-3 3-H 1B		B SI 92 1 SAFE F SI 92 C SI 93 D SI 89 F SI 94 B SI 96 X SI 93 3-2 22 SF7 1-3 1B		B SI 96 C CH 84 F CH 83 X SI 96 1-2 F8 ③		1 SAFE B FF 92 C FF 91 B FF 93 S FC 87 B FC 87 S FC 88 3-3 K ①	6	0	2	1	0	2	3
11 José Ramírez, S (1, 6) OBP: 0.256, SLG: 0.250			C FF 91 F FF 91 B FF 91 X CU 78 1-2 G5-3 ②		C FF 92 B FF 92 B FF 92 B FF 93 C FF 92 X FF 92 3-2 G6-3 ②	B FF 96 B SI 96 F FF 96 S CH 88 X CH 89 2-2 G3-2 ①② 1-2 2-3 3-Hf		L SI 95 C SL 85 S SL 86 0-3 K ①		C SL 86 C SL 86 T SI 95 0-2 K ①		C FC 86 S FC 89 F FC 89 B FF 94 F FC 88 X SL 81 1-2 23 BB 7 1B 1-3 2B	6	1	1	0	0	2	5
Inning Stats	R: 0 H: 1 E: 0 LOB: 1 K: 0 BB: 0 S: 12 P: 20	R: 0 H: 1 E: 0 LOB: 0 K: 0 BB: 0 S: 4 P: 7	R: 0 H: 1 E: 0 LOB: 1 K: 0 BB: 0 S: 9 P: 15	R: 0 H: 2 E: 0 LOB: 2 K: 1 BB: 0 S: 15 P: 22	R: 0 H: 1 E: 0 LOB: 2 K: 1 BB: 1 S: 15 P: 27	R: 2 H: 4 E: 0 LOB: 2 K: 0 BB: 0 S: 17 P: 25	R: 0 H: 2 E: 0 LOB: 2 K: 1 BB: 0 S: 11 P: 14	R: 1 H: 2 E: 0 LOB: 2 K: 1 BB: 1 S: 17 P: 26	R: 0 H: 1 E: 0 LOB: 2 K: 0 BB: 1 S: 10 P: 18	R: 0 H: 1 E: 0 LOB: 1 K: 1 BB: 0 S: 11 P: 16	R: 0 H: 0 E: 0 LOB: 0 K: 1 BB: 1 S: 5 P: 10	R: 3 H: 2 E: 0 LOB: 2 K: 1 BB: 3 S: 15 P: 32	1B: 13 SF: 1 2B: 4 SAC: 1 3B: 0 DP: 3 HR: 1 HBP: 0						

PITCHER		IP	WLS	BF	H	R	ER	SO	BB	IBB	HBP	BLK	WP	HR	S	P	ERA	WHIP
33 J.A. Happ, L ERA: 3.7	(1, 1)	5.0		23	8	2	2	2	1	0	0	0	0	0	61	101	3.60	1.800
54 Tom Wilhelmsen, R ERA: 1.5	(6, 1)	0.2	H	4	2	0	0	0	0	0	0	0	0	0	8	11	0.00	3.000
41 Charlie Furbush, L ERA: 1.42	(6, 1)	0.2	H	3	1	0	0	0	0	0	0	0	0	0	6	9	0.00	1.500
39 Carson Smith, R ERA: 1.23	(7, 1)	1.0	H	6	3	1	1	2	0	0	0	0	0	0	19	25	9.00	3.000
97 Joe Beimel, L ERA: 2.38	(8, 1)	0.2	B	3	0	0	0	0	0	1	0	0	0	0	6	10	0.00	0.000

PITCHER		IP	WLS	BF	H	R	ER	SO	BB	IBB	HBP	BLK	WP	HR	S	P	ERA	WHIP
56 Fernando Rodney, R ERA: 6.75	(9, 1)	1.0		5	1	0	0	0	1	0	0	0	0	0	10	18	0.00	2.000
57 Mark Lowe, R ERA: 0.69	(10, 1)	2.0		7	1	0	0	2	1	0	0	0	0	0	16	26	0.00	1.000
52 Dominic Leone, R ERA: 7.71	(12, 1)	1.0	L	8	2	3	3	1	2	1	0	0	0	0	15	32	27.00	4.000

TOP

Cleveland Indians @ Seattle Mariners

Safeco Field, Seattle, WA

Sun May 31 2015, 1:11 PM - 5:47 PM PDT

Att. 32,112 - Overcast - 63 F

livebaseballscorecards.com

AB	50
R	6
H	18
RBI	6
BB	7
SO	7
LOB	35

WP: 0 PB: 1 SB: 1 CS: 0 PA: 59

Batter	1	2	3	4	5	6	7	8	9	10	11	12	AB	R	H	RBI	BB	SO	LOB
16 Austin Jackson, R (1, 8) OBP: 0.277, SLG: 0.301	C FF 96 B SI 95 F FF 97 T FF 97 1-2 K ①		B FF 96 X SI 96 1-0 P4 ③		C SI 94 B FF 96 S SL 83 B SI 96 X SI 95 2-2 23 WP 7 BLK 1-2 3-H 1B		B SI 95 C SL 85 X SI 96 1-1 L8 ②			B KC 88 F FF 96 B KC 88 F FF 96 B FF 97 X FF 96 3-2 G5-3 ②		C SL 89 F FF 98 B FF 99 B SL 88 X FF 97 2-2 F9 ②	6	0	1	1	0	1	1
7 Seth Smith, L (1, 9) OBP: 0.325, SLG: 0.478	X SI 95 0-0 G3 ②			B SI 92 C SI 93 C SI 96 F CH 86 F CH 88 S FF 98 1-3 K ①	C FF 95 B SI 95 B CH 85 F SI 95 F FF 97 B SI 96 F CH 86 S FF 96 3-3 K ① 1-2 2-3		B SI 93 X SI 93 1-0 G1-5-3 ③			B KC 87 C FF 97 X FF 96 1-1 2B		B FF 100 C FF 99 X FF 98 1-1 G4-3 ③	6	0	1	0	0	2	2
22 Robinson Canó, L (1, 4) OBP: 0.295, SLG: 0.344	C SI 95 S FF 95 F FF 97 F FF 96 B CH 88 B CH 88 B FF 97 X SI 97 3-2 G5-3 ③			F FF 96 B FF 96 B CU 80 F SI 96 B FF 98 S FF 97 3-3 K ②	X CH 85 0-0 SF7 ② 3-H			C FC 93 B FC 93 X SL 81 1-1 L9 ①		B FF 96 X KC 87 1-0 G1-3 ③			4	0	0	1	0	1	1
23 Nelson Cruz, R (1, 10) OBP: 0.392, SLG: 0.660		X SI 97 0-0 G4-3 ①		C FF 97 X CH 88 0-1 2B	C FF 97 B FF 96 D SL 85 B FF 94 T SI 96 X SI 97 3-2 L9 ③ 2-3			B SL 81 F FC 92 S FC 93 B FC 94 B SL 81 S SL 80 3-3 K ②			B SI 96 B SI 96 T SI 96 B SI 97 B SI 97 4-1 35 G3-1 35 WP BB		4	0	1	0	1	1	1
15 Kyle Seager, L (1, 5) OBP: 0.328, SLG: 0.478		C SI 96 B CU 79 X SI 96 1-1 G3 ②		I IN 73 I IN 77 I IN 75 I IN 76 4-0 IBB		B SI 92 B SI 94 B FF 94 C FF 94 B FF 95 4-1 BB		C FC 92 B FC 91 F FC 92 S SL 82 1-3 K ③			B FF 95 F SI 96 F FF 96 F SI 97 F CU 81 X SI 97 1-2 P4 ①		3	0	0	0	2	1	1
35 Welington Castillo, R (1, 2) OBP: 0.200, SLG: 0.270		C FF 97 X SI 97 0-1 L7 ③		B FF 97 C FF 96 B FF 96 X FF 96 2-1 P3 ③		C FF 94 S SL 84 F FF 95 X FF 94 0-2 F8 ①			F FC 91 C SL 80 X FC 91 0-2 G4-3 ①		B FF 96 F SI 96 F SI 96 B FC 86 X SI 97 2-2 G3-1 ② 1-3		5	0	0	0	0	0	4
20 Logan Morrison, L (1, 3) OBP: 0.321, SLG: 0.389			C SI 94 B CH 86 X SI 96 1-1 G6-3 ①		S SI 91 B FF 97 F SI 95 F CH 86 X FF 98 1-2 13 1B 5 BB 13 E 1B	1 SAFE X FF 95 0-0 P2 ②		C FC 92 B SL 81 S FC 92 F FC 92 B FC 94 B SL 80 X FC 93 3-2 L4 ②			I I I 4-0 8 DI IBB		4	1	1	0	1	0	1
5 Brad Miller, L (1, 6) OBP: 0.311, SLG: 0.414 25 Rickie Weeks Jr., R (6, PH) OBP: 0.284, SLG: 0.282 1 Chris Taylor, R (7, 6) OBP: 0.221, SLG: 0.206 8 Willie Bloomquist, R (11, PH) OBP: 0.200, SLG: 0.205 (12, 6)			B FF 94 S SI 97 F SI 97 B SI 97 S CH 88 2-3 K ②		B SI 94 B SI 94 B SI 95 C SI 96 B SI 95 4-1 13 E 16 1B 1-2 BB	C FF 96 X FF 97 0-1 G5-3 ③		B SL 80 F FC 91 S FC 92 B FC 88 B SL 82 F FC 92 S FC 90 3-3 K ③			S SI 97 X FF 97 0-1 L8 ③ 1-2		1 1 1 1	1 0 0 0	0 0 0 0	0 0 0 0	1 0 1 0	1 0 0 0	0 1 0 2
13 Dustin Ackley, L (1, 7) OBP: 0.230, SLG: 0.325 12 Justin Ruggiano, R (7, PH) OBP: 0.301, SLG: 0.349 (8, 7)			C SI 96 B SI 95 F FF 97 B CH 88 B FF 98 B SI 97 4-2 BB		L SI 93 X CH 84 0-1 E5 7 BLK 16 1B 22 SF7 1-3 2-H 1B		C SI 94 B SI 93 C SL 84 F SL 86 B SI 95 S SI 95 2-3 K ①			B FF 95 F FF 96 S KC 88 1-3 K ①		C FF 98 F FF 98 B FF 99 B SL 88 B FF 97 F FF 97 T FF 98 3-2 K ①	1 3	1 0	1 0	0 0	1 0	0 3	0 0
Inning Stats	R: 0 E: 0 K: 1 S: 9 H: 0 LOB: 0 BB: 0 P: 13	R: 0 E: 0 K: 0 S: 5 H: 0 LOB: 0 BB: 0 P: 6	R: 0 E: 0 K: 1 S: 8 H: 0 LOB: 1 BB: 1 P: 16	R: 0 E: 0 K: 2 S: 12 H: 1 LOB: 2 BB: 1 P: 22	R: 3 E: 1 K: 1 S: 19 H: 3 LOB: 1 BB: 1 P: 32	R: 0 E: 0 K: 0 S: 8 H: 0 LOB: 1 BB: 1 P: 12	R: 0 E: 0 K: 1 S: 7 H: 0 LOB: 0 BB: 0 P: 11	R: 0 E: 0 K: 2 S: 8 H: 0 LOB: 0 BB: 0 P: 13	R: 0 E: 0 K: 1 S: 11 H: 0 LOB: 0 BB: 0 P: 17	R: 0 E: 0 K: 1 S: 9 H: 1 LOB: 1 BB: 0 P: 15	R: 0 E: 0 K: 0 S: 11 H: 0 LOB: 2 BB: 2 P: 22	R: 0 E: 0 K: 1 S: 9 H: 0 LOB: 0 BB: 0 P: 15	1B: 3 2B: 2 3B: 0 HR: 0	SF: 1 SAC: 0 DP: 0 HBP: 0	WP: 2 PB: 0 SB: 0 CS: 0	PA: 47

PITCHER	IP	WLS	BF	H	R	ER	SO	BB	IBB	HBP	BLK	WP	HR	S	P	ERA	WHIP
31 Danny Salazar, R (1, 1) ERA: 3.79	5.1		24	4	3	3	5	3	1	0	1	1	0	58	98	5.06	1.312
50 Nick Hagadone, L (6, 1) ERA: 3.86	0.2		2	0	0	0	0	0	0	0	0	0	0	3	3	0.00	0.000
54 Ryan Webb, R (7, 1) ERA: 1.17	1.0		3	0	0	0	1	0	0	0	0	0	0	7	11	0.00	0.000
27 Bryan Shaw, R (8, 1) ERA: 2.65	2.0		6	0	0	0	3	0	0	0	0	0	0	19	30	0.00	0.000
37 Cody Allen, R (10, 1) ERA: 5.24	1.0		4	1	0	0	1	0	0	0	0	0	0	9	15	0.00	1.000

PITCHER	IP	WLS	BF	H	R	ER	SO	BB	IBB	HBP	BLK	WP	HR	S	P	ERA	WHIP
34 Zach McAllister, R (11, 1) ERA: 3.38	1.0	W	5	0	0	0	0	1	1	0	0	1	0	11	22	0.00	1.000
49 Austin Adams, R (12, 1) ERA: 1.35	1.0	S	3	0	0	0	1	0	0	0	0	0	0	9	15	0.00	0.000

BOTTOM

Cleveland Indians @ Seattle Mariners

Safeco Field, Seattle, WA

Sun May 31 2015, 1:11 PM - 5:47 PM PDT

Att. 32,112 - Overcast - 63 F

livebaseballscorecards.com

AB	40
R	3
H	5
RBI	2
BB	6
SO	11
LOB	14

Batter	1	2	3	4	5	6	7	8	9	AB	R	H	RBI	BB	SO	LOB
22 Jason Kipnis, L (1, 4) OBP: 0.404, SLG: 0.519	B FF 92 F FF 91 F FF 91 F CU 79 B CH 86 B CU 79 F FF 93 X SI 93 3-2 ① L7		B FF 93 B CH 85 S CH 85 B FF 93 X SI 94 3-1 ③ G6-3			C CU 78 B FF 91 X SI 92 1-1 ② F7		1 SAFE C FC 92 C FF 96 B FF 97 B FF 97 X KC 86 2-2 ② FC4-6 41 S 23 1B 1-2f		4	1	0	0	0	0	1
41 Carlos Santana, S (1, 3) OBP: 0.383, SLG: 0.389	B CH 85 B FF 93 C FF 93 S FF 94 B CU 80 F FC 94 X FF 93 3-2 ② F9			B CU 78 B FF 92 C CH 85 X SI 92 2-1 ① G3		B CH 85 F CH 84 C FF 93 B FF 93 F CU 80 X FF 93 2-2 2B		1 SAFE D FC 92 B FC 92 C FC 94 B FC 93 F FF 96 B FF 98 4-2 44 1B 23 1B 1-2 BB		3	0	1	0	1	0	0
23 Michael Brantley, L (1, 7) OBP: 0.382, SLG: 0.471	C CH 86 B FF 94 B FF 93 F CH 86 B FF 94 B FF 94 4-2 BB			B FF 92 X FF 92 1-0 ② F9		C SI 93 B FF 94 F SI 94 B FF 95 B FF 94 X FF 91 3-2 ③ F8		C FC 93 B FF 97 F FC 92 F SI 96 F FF 96 F FF 96 X KC 86 1-2 44 1B 1-2 2-H 1B		3	0	1	1	1	0	1
44 Brandon Moss, L (1, 9) OBP: 0.319, SLG: 0.479	S CU 79 1 SAFE D CH 86 B FF 92 S CH 85 B SI 94 X FF 95 3-2 ③ F9			B CH 86 C CH 86 F FF 92 B CU 81 F SI 87 B FF 94 F CH 85 F FF 93 F FF 94 3-2 F CU 80 X FF 94 HR			X FF 99 0-0 1B	X FC 91 0-0 1-2 2-3 1B		4	1	3	1	0	0	1
33 Nick Swisher, S (1, 10) OBP: 0.275, SLG: 0.337		C FF 90 B CH 87 C CH 84 B SI 92 X FF 93 2-2 ① P5		F CU 77 B CH 86 X CU 78 1-1 ③ F8			C SI 98 C FF 98 B CH 90 S FF 100 1-3 ① K	F KC 84 B FF 95 F FC 92 B FF 97 B FC 91 F FF 96 X FC 93 3-2 ③ G3		4	0	0	0	0	1	4
8 Lonnie Chisenhall, L (1, 5) OBP: 0.250, SLG: 0.367		B SL 86 C FF 93 B FF 93 X CH 87 2-1 ② G3-1			B SL 86 C FF 90 B CU 78 S FF 90 C SI 92 2-3 ① K		S FF 99 C SI 99 S FF 99 0-3 ② K		B KC 75 B FF 93 F FF 94 X FC 89 2-1 24 G3-1 2B	4	0	1	0	0	2	1
10 Yan Gomes, R (1, 2) OBP: 0.174, SLG: 0.163		B FF 92 C FF 92 B CU 79 X FF 93 2-1 ③ F8			C FF 91 C FC 88 B FF 91 B FF 92 B FF 92 F SI 92 F CU 79 X FC 87 3-2 ② F9		F FF 100 S CH 89 C FF 101 0-3 ③ K		C FF 93 D FC 89 F FF 93 X FF 94 1-2 ① L4	4	0	0	0	0	1	2
24 Michael Bourn, L (1, 8) OBP: 0.320, SLG: 0.301			C SI 91 B FF 91 B FF 91 S CH 84 X FF 93 2-2 ① F9		S CH 86 B FF 91 X CH 85 1-1 ③ L3			B FF 94 C FF 96 B KC 84 F FF 95 B FC 92 F FC 93 F FF 96 B KC 86 4-2 11 FC4-6 BB	C KC 78 B FC 89 C FF 94 B FF 94 X FF 94 2-2 ② G3-1 2-3	3	0	0	0	1	0	1
11 José Ramírez, S (1, 6) OBP: 0.252, SLG: 0.245 7 David Murphy, L (9, PH) OBP: 0.360, SLG: 0.453 4 Mike Aviles, R (9, 6) OBP: 0.340, SLG: 0.425			C CU 78 C CH 86 X FF 93 0-2 ② P2			C FC 88 C FF 88 B CU 79 B FF 92 F CH 84 F CH 83 X CU 79 2-2 ① F7		1 SAFE L FF 94 L FC 92 1 SAFE 1 SAFE B FF 96 X KC 86 1-2 ① FC4-6 22 FC4-6 1-2f	C FC 89 X SI 93 0-1 ③ F7	3 1 0	0 0 0	0 0 0	0 0 0	0 0 0	0 0 0	1 1 0
Inning Stats	R: 0 H: 0 E: 0 LOB: 1 K: 0 BB: 1 S: 14 P: 27	R: 0 H: 0 E: 0 LOB: 0 K: 0 BB: 0 S: 7 P: 13	R: 0 H: 0 E: 0 LOB: 0 K: 0 BB: 0 S: 8 P: 13	R: 1 H: 1 E: 0 LOB: 0 K: 0 BB: 0 S: 13 P: 20	R: 0 H: 0 E: 0 LOB: 0 K: 1 BB: 0 S: 10 P: 16	R: 0 H: 1 E: 0 LOB: 1 K: 0 BB: 0 S: 14 P: 22	R: 0 H: 1 E: 0 LOB: 1 K: 3 BB: 0 S: 10 P: 11	R: 1 H: 2 E: 0 LOB: 3 K: 0 BB: 2 S: 23 P: 38	R: 0 H: 1 E: 0 LOB: 1 K: 0 BB: 0 S: 10 P: 15	1B: 3 SF: 0 2B: 2 SAC: 0 3B: 0 DP: 0 HR: 1 HBP: 0					WP: 0 PA: 36 PB: 0 SB: 1 CS: 0	

PITCHER		IP	WLS	BF	H	R	ER	SO	BB	IBB	HBP	BLK	WP	HR	S	P	ERA	WHIP
11 Jeremy Guthrie, R ERA: 6.17	(1, 1)	5.2		20	2	1	1	1	1	0	0	0	0	1	63	105	1.59	0.529
47 Franklin Morales, L ERA: 3.48	(6, 1)	0.1		1	0	0	0	0	0	0	0	0	0	0	3	6	0.00	0.000
40 Kelvin Herrera, R ERA: 1.89	(7, 1)	1.0		4	1	0	0	3	0	0	0	0	0	0	10	11	0.00	1.000
17 Wade Davis, R ERA: 0.39	(8, 1)	1.0	L	7	2	1	1	0	2	0	0	0	0	0	23	38	9.00	4.000
44 Luke Hochevar, R ERA: 6.0	(9, 1)	1.0		4	1	0	0	0	0	0	0	0	0	0	10	15	0.00	1.000

PITCHER	IP	WLS	BF	H	R	ER	SO	BB	IBB	HBP	BLK	WP	HR	S	P	ERA	WHIP

TOP

Cleveland Indians @ Kansas City Royals

Kauffman Stadium, Kansas City, MO

Tue Jun 02 2015, 7:13 PM - 10:26 PM CDT

Att. 30,361 - Cloudy - 74 F

livebaseballscorecards.com

AB	33
R	2
H	6
RBI	2
BB	3
SO	4
LOB	13

BOTTOM

Cleveland Indians @ Kansas City Royals

Kauffman Stadium, Kansas City, MO

Tue Jun 02 2015, 7:13 PM - 10:26 PM CDT

Att. 30,361 - Cloudy - 74 F

livebaseballscorecards.com

Batter	1	2	3	4	5	6	7	8	9	AB	R	H	RBI	BB	SO	LOB
2 Alcides Escobar, R (1, 6) OBP: 0.303, SLG: 0.365	C FF 95 F SL 89 S FF 96 0-3 ① K		F SL 87 X SI 94 0-1 ① G1-3	X SI 94 0-0 ③ F7			C FF 96 B CH 90 X SL 89 1-1 ③ G5-3			4	0	0	0	0	1	2
8 Mike Moustakas, L (1, 5) OBP: 0.372, SLG: 0.475	B FF 95 B SI 95 F SI 95 C FF 96 F SI 97 X CH 90 2-2 ② G3		C CU 83 X FF 95 0-1 6 G4-3 35 1B 6 WP 1B		F FF 93 C CH 89 B SI 93 F SL 85 B CH 88 S CH 89 2-3 ① K			B FF 96 T FF 94 B FF 95 F FF 95 F FF 96 F FC 89 F FF 93 X SL 79 2-2 ① G4-3		4	1	1	0	0	1	0
6 Lorenzo Cain, R (1, 8) OBP: 0.351, SLG: 0.409	L FF 96 X SI 95 0-1 1B		C FF 96 B CH 88 X SI 94 1-1 ② G4-3 1-3		C SL 87 S CH 90 B FF 96 B CH 90 F FF 96 X CH 89 2-2 ② G5-3			B SL 82 F FC 94 B FC 93 F FC 92 B SL 83 F FC 93 F FC 93 F FC 93 C FC 93 3-3 ② K		4	0	1	0	0	1	1
35 Eric Hosmer, L (1, 3) OBP: 0.376, SLG: 0.500	F FF 96 S SI 96 S CH 90 0-3 ③ K		X SI 96 0-0 1B 3-H		B FF 94 B SL 88 B CH 89 C FF 95 C CH 87 F CH 89 F FF 94 X CH 88 3-2 ③ G4-3			C SL 85 B SI 93 B SL 86 F SI 93 S SL 87 2-3 ③ K		4	0	1	1	0	2	1
25 Kendrys Morales, S (1, 10) OBP: 0.365, SLG: 0.484		X SI 95 0-0 2B	1 SAFE D CH 88 C FF 94 D CH 90 F CH 88 S CH 88 2-3 ③ K		F FF 93 C SL 88 B CH 88 X FF 95 1-2 ① F9				F FF 96 S KC 88 C KC 87 0-3 ① K	4	0	1	0	0	2	1
4 Alex Gordon, L (1, 7) OBP: 0.373, SLG: 0.452		B SI 95 B FF 94 S SI 94 D CH 88 B CH 88 4-1 BB		F SI 93 F CH 88 B SI 95 B CH 88 C SL 88 2-3 ① K		F SI 94 B SI 95 C CH 88 F FF 94 X CU 83 1-2 ② G5-3			C KC 87 F KC 89 B KC 88 S KC 88 1-3 ② K	3	0	0	0	1	2	0
15 Alex Rios, R (1, 9) OBP: 0.297, SLG: 0.371		B FF 95 S SL 88 B SI 93 S CH 88 S SL 88 2-3 ① K	C FF 96 F SI 95 B SL 88 F FF 95 B CU 84 B FF 96 B CH 89 4-2 13 1B BB		B CU 83 F SI 94 F FF 96 F CH 89 X SL 88 1-2 ③ P3			X KC 88 0-0 ③ G5-3		3	0	0	0	1	1	2
13 Salvador Perez, R (1, 2) OBP: 0.292, SLG: 0.437 9 Drew Butera, R (9, 2) OBP: 0.182, SLG: 0.212		F FF 96 B SI 94 X CH 88 1-1 ② P3	X FF 95 0-0 1-2 1B				C CH 88 X CH 88 0-1 ① P4			3 0	0 0	1 0	0 0	0 0	0 0	2 0
14 Omar Infante, R (1, 4) OBP: 0.236, SLG: 0.321		C FF 96 S SI 94 S CH 89 0-3 ③ K2-3	F FF 94 D CH 89 F SI 94 S CH 90 1-3 ② K				B CH 88 F SI 95 X SI 95 1-1 ② F7			3	0	0	0	0	2	4
Inning Stats	R: 0 H: 1 E: 0 LOB: 1 K: 2 BB: 0 S: 12 P: 14	R: 0 H: 1 E: 0 LOB: 2 K: 2 BB: 1 S: 10 P: 17	R: 1 H: 2 E: 0 LOB: 1 K: 1 BB: 0 S: 10 P: 13	R: 0 H: 1 E: 0 LOB: 2 K: 2 BB: 1 S: 11 P: 18	R: 0 H: 0 E: 0 LOB: 0 K: 1 BB: 0 S: 13 P: 20	R: 0 H: 0 E: 0 LOB: 0 K: 0 BB: 0 S: 11 P: 14	R: 0 H: 0 E: 0 LOB: 0 K: 0 BB: 0 S: 6 P: 8	R: 0 H: 0 E: 0 LOB: 0 K: 2 BB: 0 S: 15 P: 22	R: 0 H: 0 E: 0 LOB: 0 K: 2 BB: 0 S: 7 P: 8	1B: 4 SF: 0 2B: 1 SAC: 0 3B: 0 DP: 0 HR: 0 HBP: 0						WP: 1 PA: 34 PB: 0 SB: 0 CS: 0

	AB	32
	R	1
	H	5
	RBI	1
	BB	2
	SO	12
	LOB	13

PITCHER		IP	WLS	BF	H	R	ER	SO	BB	IBB	HBP	BLK	WP	HR	S	P	ERA	WHIP
59 Carlos Carrasco, R ERA: 3.92	(1, 1)	7.0	W	28	5	1	1	8	2	0	0	0	1	0	73	104	1.29	1.000
50 Nick Hagadone, L ERA: 3.79	(8, 1)	0.1	H	1	0	0	0	0	0	0	0	0	0	0	6	8	0.00	0.000
27 Bryan Shaw, R ERA: 2.6	(8, 1)	0.1	H	1	0	0	0	1	0	0	0	0	0	0	6	9	0.00	0.000
35 Marc Rzepczynski, L ERA: 3.38	(8, 1)	0.1	H	1	0	0	0	1	0	0	0	0	0	0	3	5	0.00	0.000
37 Cody Allen, R ERA: 5.01	(9, 1)	1.0	S	3	0	0	0	2	0	0	0	0	0	0	7	8	0.00	0.000

PITCHER		IP	WLS	BF	H	R	ER	SO	BB	IBB	HBP	BLK	WP	HR	S	P	ERA	WHIP

Cleveland Indians @ Kansas City Royals

Kauffman Stadium, Kansas City, MO

Wed Jun 03 2015, 7:12 PM - 9:43 PM CDT

Att. 29,899 - Cloudy - 73 F

TOP

livebaseballscorecards.com

Batter	1	2	3	4	5	6	7	8	9	AB	R	H	RBI	BB	SO	LOB
22 Jason Kipnis, L (1, 4) OBP: 0.402, SLG: 0.514	C FF 85 B FF 87 F FF 86 S FF 88 1-3 K		C KC 74 X FF 88 0-1 G3 2-3		B FF 87 X KC 74 1-0 E8 4 G1-4-3 1-3 1B		B FF 93 C FF 94 B FF 93 X CH 84 2-1 F7			4	0	1	0	0	1	3
4 Mike Aviles, R (1, 6) OBP: 0.337, SLG: 0.418	B CH 82 F FF 87 B FF 88 B KC 72 F FF 88 X FF 88 3-2 F8		D CH 82 X FF 88 1-0 41 1B 3-H 1B		X FF 88 0-0 G1-4-3 1-2f		C FF 93 B FC 91 B FF 94 X FF 95 2-1 FC3-6 1-2f			4	0	1	1	0	0	4
41 Carlos Santana, S (1, 3) OBP: 0.380, SLG: 0.385	B FF 88 B KC 74 C FF 88 C FF 87 B FF 88 X FF 88 3-2 F7		B FF 88 C CH 82 X CH 81 1-1 9 G6-4-3 1-2 1B		C FF 87 B FC 86 C SI 88 F CH 82 X FF 87 1-2 F9			F SI 100 B FF 100 B CH 91 X FF 100 2-1 G6-3		4	0	1	0	0	0	1
9 Ryan Raburn, R (1, 7) OBP: 0.367, SLG: 0.568 7 David Murphy, L (8, PH) OBP: 0.357, SLG: 0.449 (8, 7)		C KC 72 B FF 86 B FF 87 C FF 88 B FF 87 X FF 88 3-2 44 2B 1B	C FF 88 B FF 87 F KC 75 F FF 88 F FF 87 F KC 74 X CH 82 1-2 G6-4-3 1-2f		B FC 86 B CH 80 C FF 86 X FF 87 2-1 G3			S SL 82 X CH 92 0-1 G6-3		3 1	1 0	1 0	0 0	0 0	0 0	2 0
33 Nick Swisher, S (1, 10) OBP: 0.263, SLG: 0.322		C FF 87 B CH 81 S CH 82 B FF 88 F FF 87 F CH 82 B CH 82 1 SAFE C FF 88 3-3 K		B FF 86 C FF 86 X SI 85 1-1 F9		X FF 87 0-0 G6-3		S CH 91 B FF 100 B SI 99 B CH 91 X SI 99 3-1 G3-1		4	0	0	0	0	1	1
44 Brandon Moss, L (1, 9) OBP: 0.318, SLG: 0.480		1 SAFE 1 SAFE S FF 87 B FF 87 X CH 81 1-1 1-H 2B		S KC 74 B KC 73 S FF 87 B FF 87 S KC 74 2-3 K		X FF 87 0-0 F8			F SL 86 F FF 94 F SL 85 X SL 86 0-2 F8	4	0	1	1	0	1	0
10 Yan Gomes, R (1, 2) OBP: 0.180, SLG: 0.170		B FF 88 X CH 81 1-0 F9		S CH 81 B FC 86 X FF 87 1-1 1B			F FF 93 B FF 93 B FF 93 X CH 84 2-1 F8		C SL 85 F FF 93 B SL 86 B SL 84 X FF 93 2-2 F8	4	0	1	0	0	0	1
8 Lonnie Chisenhall, L (1, 5) OBP: 0.250, SLG: 0.364		X KC 75 0-0 F9		C KC 74 F FF 88 B FF 88 B FF 88 X KC 76 2-2 L9			X FF 93 0-0 24 1B 1B		C CU 76 S FF 93 S FF 95 0-3 K	4	0	1	0	0	1	2
24 Michael Bourn, L (1, 8) OBP: 0.331, SLG: 0.321			X FF 86 0-0 22 G3 4 1B 2B		C KC 74 B KC 73 B KC 75 F SI 87 X CH 81 2-2 22 E 22 1B 1B		B CH 84 C FF 93 1 SAFE S CH 83 D CH 85 X CH 82 2-2 4 FC3-6 1-2 1B			3	1	3	0	0	0	0

AB	35
R	2
H	10
RBI	2
BB	0
SO	4
LOB	14

Inning Stats	1	2	3	4	5	6	7	8	9
	R: 0 E: 0 K: 1 S: 9 H: 0 LOB: 0 BB: 0 P: 16	R: 1 E: 0 K: 1 S: 12 H: 2 LOB: 1 BB: 0 P: 20	R: 1 E: 0 K: 0 S: 12 H: 3 LOB: 1 BB: 0 P: 15	R: 0 E: 0 K: 1 S: 10 H: 1 LOB: 1 BB: 0 P: 16	R: 0 E: 1 K: 0 S: 9 H: 2 LOB: 1 BB: 0 P: 13	R: 0 E: 0 K: 0 S: 4 H: 0 LOB: 0 BB: 0 P: 6	R: 0 E: 0 K: 0 S: 10 H: 2 LOB: 2 BB: 0 P: 18	R: 0 E: 0 K: 0 S: 6 H: 0 LOB: 0 BB: 0 P: 11	R: 0 E: 0 K: 1 S: 10 H: 0 LOB: 0 BB: 0 P: 12

1B: 8	SF: 0
2B: 2	SAC: 0
3B: 0	DP: 2
HR: 0	HBP: 0

WP: 0 PA: 35
PB: 0
SB: 0
CS: 0

PITCHER		IP	WLS	BF	H	R	ER	SO	BB	IBB	HBP	BLK	WP	HR	S	P	ERA	WHIP
51 Jason Vargas, L ERA: 4.79	(1, 1)	6.0	W	24	8	2	2	3	0	0	0	0	0	0	56	86	3.00	1.333
46 Ryan Madson, R ERA: 1.88	(7, 1)	1.0	H	5	2	0	0	0	0	0	0	0	0	0	10	18	0.00	2.000
40 Kelvin Herrera, R ERA: 1.8	(8, 1)	1.0	H	3	0	0	0	0	0	0	0	0	0	0	6	11	0.00	0.000
56 Greg Holland, R ERA: 2.19	(9, 1)	1.0	S	3	0	0	0	1	0	0	0	0	0	0	10	12	0.00	0.000

PITCHER	IP	WLS	BF	H	R	ER	SO	BB	IBB	HBP	BLK	WP	HR	S	P	ERA	WHIP

Batter	1	2	3	4	5	6	7	8	9	AB	R	H	RBI	BB	SO	LOB
2 Alcides Escobar, R (1, 6) OBP: 0.308, SLG: 0.374	X SI 92 0-0 8 1B 2B		C SI 93 B SL 89 X SI 93 1-1 8 1B 6 2B 1B	F FF 92 C CU 83 S CU 85 0-3 ③ K			C CU 83 M CU 82 S CU 83 0-3 ② K			4	2	2	0	0	2	0
8 Mike Moustakas, L (1, 5) OBP: 0.375, SLG: 0.475	X SI 91 0-0 2-H 1B		1 SAFE B SI 93 X SL 89 1-0 1-3 6 2B 1B		B SI 93 B CH 84 F FF 90 F CU 82 F FF 94 F CU 85 C CU 84 2-3 ① K		B SL 87 B CH 85 C SI 94 F CU 82 B SI 93 X CU 83 3-2 ③ F8			4	0	2	1	0	1	0
6 Lorenzo Cain, R (1, 8) OBP: 0.348, SLG: 0.411	C SI 93 B FF 90 X SI 93 1-1 ① F9		B FF 90 X SI 93 1-0 ② 1-H 35 2B 3-H 2B		S CU 84 F SL 89 S FF 94 0-3 ② K			X CU 82 0-0 ① P3		4	1	1	1	0	1	1
35 Eric Hosmer, L (1, 3) OBP: 0.379, SLG: 0.505	F SI 94 S CH 86 B FF 94 X SL 90 1-2 ② L6		B SI 95 D CH 87 C SL 89 F CU 84 X SI 94 2-2 25 PB 25 2B 3-H 2B		C SI 93 X CH 86 0-1 ③ G4-3			C SL 87 B SI 92 B SL 89 C CU 82 X CU 85 2-2 25 G1-6-3 1B		4	1	2	1	0	0	1
25 Kendrys Morales, S (1, 10) OBP: 0.363, SLG: 0.484	F SL 90 X SI 94 0-1 ③ F7		2 SAFE S FF 91 B CU 84 B SL 91 B SL 90 F FF 90 X CU 84 3-2 2-H 2B			B CH 84 C SI 92 F CH 85 X SL 89 1-2 ① G3		F SL 88 B SI 92 C CU 81 1 SAFE X CU 84 1-2 ②③ G1-6-3 1-2f		4	0	1	1	0	0	2
4 Alex Gordon, L (1, 7) OBP: 0.372, SLG: 0.447		F FF 93 S SL 90 X FF 95 0-2 ① F7	B CU 83 S FF 90 B SI 93 S SL 90 F SL 85 B SI 94 D SL 88 4-2 15 FC6-4 BB			C CU 81 S CH 86 B SI 92 B SI 94 S CU 82 2-3 ② K				2	0	0	0	1	1	0
15 Alex Rios, R (1, 9) OBP: 0.300, SLG: 0.368		B SI 93 B SI 93 F SL 90 F SL 90 C CU 84 2-3 ② K	X SI 93 0-0 ③ FC6-4 1-2f			B SI 92 B SL 89 F SI 93 X SL 89 2-1 1B				3	0	1	0	0	1	2
14 Omar Infante, R (1, 4) OBP: 0.232, SLG: 0.315		S SL 90 S SL 90 F FF 91 B SI 95 S CU 84 1-3 ③ K		B SI 93 C SI 92 F SL 91 X SL 90 1-2 ① G6-3		1 SAFE X SL 87 0-0 ③ G6-3				3	0	0	0	0	1	1
9 Drew Butera, R (1, 2) OBP: 0.167, SLG: 0.194			C SI 92 F FF 90 S SI 93 0-3 ① K	S FF 90 F FF 93 S SL 90 0-3 ② K			B SI 92 X SI 91 1-0 ① P5			3	0	0	0	0	2	0
Inning Stats	R: 1 H: 2 E: 0 LOB: 1 K: 0 BB: 0 S: 9 P: 11	R: 0 H: 0 E: 0 LOB: 0 K: 2 BB: 0 S: 10 P: 13	R: 3 H: 5 E: 0 LOB: 2 K: 1 BB: 1 S: 17 P: 29	R: 0 H: 0 E: 0 LOB: 0 K: 2 BB: 0 S: 9 P: 10	R: 0 H: 0 E: 0 LOB: 0 K: 2 BB: 0 S: 10 P: 12	R: 0 H: 1 E: 0 LOB: 1 K: 1 BB: 0 S: 9 P: 14	R: 0 H: 0 E: 0 LOB: 0 K: 1 BB: 0 S: 7 P: 11	R: 0 H: 1 E: 0 LOB: 0 K: 0 BB: 0 S: 7 P: 10		1B: 5 SF: 0 2B: 4 SAC: 0 3B: 0 DP: 1 HR: 0 HBP: 0						

PITCHER	IP	WLS	BF	H	R	ER	SO	BB	IBB	HBP	BLK	WP	HR	S	P	ERA	WHIP
28 Corey Kluber, R (1, 1) ERA: 3.61	8.0	L	32	9	4	4	9	1	0	0	0	0	0	78	110	4.50	1.250

PITCHER	IP	WLS	BF	H	R	ER	SO	BB	IBB	HBP	BLK	WP	HR	S	P	ERA	WHIP

BOTTOM

Cleveland Indians @ Kansas City Royals

Kauffman Stadium, Kansas City, MO

Wed Jun 03 2015, 7:12 PM - 9:43 PM CDT

Att. 29,899 - Cloudy - 73 F

livebaseballscorecards.com

AB	31
R	4
H	9
RBI	4
BB	1
SO	9
LOB	7

WP: 0 PA: 32
PB: 1
SB: 0
CS: 0

Batter	1	2	3	4	5	6	7	8	9	AB	R	H	RBI	BB	SO	LOB
22 Jason Kipnis, L (1, 4) OBP: 0.402, SLG: 0.509 11 José Ramírez, S (8, 6) OBP: 0.252, SLG: 0.245	B FF 86 B FF 87 C FF 86 X FF 87 2-1 ① F7		X FF 87 0-0 41 2B 23 1B 3-H 1B	B FF 86 D SL 81 B SL 80 B FF 86 4-0 41 S BB		C FF 94 X SL 90 0-1 ② F7		C SI 92 S SL 85 S SI 92 0-3 ③ K		4 0	1 0	1 0	1 0	1 0	1 0	1 0
41 Carlos Santana, S (1, 3) OBP: 0.383, SLG: 0.394	S FF 86 S SL 82 C SL 82 0-3 ② K		D FF 86 B FF 86 X FF 86 2-0 23 1B 7 2B 1-3 2B	B SL 80 C FF 88 B FF 87 F SL 80 F FF 89 T FF 88 2-2 ③ K 1-2		B FF 94 X FF 93 1-0 1-2 1B				4	1	2	0	0	2	2
23 Michael Brantley, L (1, 10) OBP: 0.384, SLG: 0.469	C FF 87 B SL 81 B FF 87 X FF 86 2-1 ③ G1-3		D SL 81 X FF 87 1-0 7 2B 2-3 3-H 1B		B SL 80 B FF 87 B FF 86 C FF 87 C FF 86 F FF 88 F SL 80 B SL 81 4-2 44 HR BB	F FF 90 B SI 94 X SI 94 1-1 ③ G3-1				3	2	1	1	1	0	2
44 Brandon Moss, L (1, 9) OBP: 0.321, SLG: 0.494		B SL 81 B FF 87 S FF 87 B FF 86 X FF 87 3-1 ① F8	C SL 80 S SL 81 B SL 81 S FF 86 1-3 ② K		F SL 79 F FF 86 F FF 86 F SL 81 X FF 86 0-2 1-H HR		B FF 91 B FF 92 F FF 92 C SL 83 B FF 92 F FF 93 F CH 87 B SL 80 4-2 8 G3-1 8 WP BB			3	1	1	2	1	1	2
7 David Murphy, L (1, 7) OBP: 0.353, SLG: 0.450		C FF 87 F SL 80 X FF 88 0-2 ② L8	B SL 80 F SL 80 F SL 80 D SL 80 X FF 87 2-2 1-H 3-H 2B		C FF 86 B SL 81 X CH 79 1-1 ① G3-1		F FF 92 S FF 92 B FF 92 F CH 87 B FF 92 X SL 82 2-2 ① F7			4	0	1	2	0	0	1
8 Lonnie Chisenhall, L (1, 5) OBP: 0.250, SLG: 0.361		F SL 81 B SL 81 F SL 81 F FF 87 B SL 81 F SL 82 X FF 87 2-2 1B	D SL 79 X FF 86 1-0 ③ F8		B FF 86 X SL 80 1-0 ② L3		B SL 82 C FF 92 F FF 93 D FF 92 B SL 82 X FF 93 3-2 ② G3-1 1-3			4	0	1	0	0	0	2
4 Mike Aviles, R (1, 6) OBP: 0.333, SLG: 0.421 (8, 4)		D FF 87 B FF 86 F FF 86 C FF 86 X SL 80 2-2 ③ F9	C FF 86 X SL 79 0-1 24 SH5-3 2B		C SL 79 X SL 80 0-1 ③ G6-3		C FF 93 B FF 93 B FF 93 B FF 92 F FF 93 X FF 92 3-2 ③ G3			4	0	1	0	0	0	2
24 Michael Bourn, L (1, 8) OBP: 0.331, SLG: 0.321			C FF 85 C SL 81 X SL 81 0-2 55 G3 55 S 22 1B 1B	X FF 86 0-0 ① SH5-3 2-3		C FF 92 S CU 75 B FF 89 F FF 93 X FF 94 1-2 ① G6-3		S SL 84 C FF 92 B CH 85 F FF 92 S FF 91 1-3 ① K		3	1	1	0	0	1	0
55 Roberto Pérez, R (1, 2) OBP: 0.330, SLG: 0.359			1 SAFE L SL 80 B SL 81 M FF 87 1 SAFE B SL 79 B SL 81 X FF 87 3-2 ① G3 1-3	B SL 79 C SL 81 C FF 86 S SL 80 1-3 ② K		B FF 93 B FF 90 F FF 92 X FF 93 2-1 41 1B 1B		X FF 92 0-0 ② G4-3		4	0	1	0	0	1	2
Inning Stats	R: 0 E: 0 K: 1 S: 7 H: 0 LOB: 0 BB: 0 P: 11	R: 0 E: 0 K: 0 S: 13 H: 1 LOB: 1 BB: 0 P: 20	R: 4 E: 0 K: 1 S: 16 H: 5 LOB: 1 BB: 0 P: 26	R: 0 E: 0 K: 2 S: 10 H: 1 LOB: 2 BB: 1 P: 17	R: 2 E: 0 K: 0 S: 14 H: 1 LOB: 0 BB: 1 P: 20	R: 0 E: 0 K: 0 S: 11 H: 2 LOB: 2 BB: 0 P: 16	R: 0 E: 0 K: 0 S: 14 H: 0 LOB: 1 BB: 1 P: 26	R: 0 E: 0 K: 2 S: 8 H: 0 LOB: 0 BB: 0 P: 9		1B: 6 2B: 3 3B: 0 HR: 1 SF: 0 SAC: 1 DP: 0 HBP: 0						

TOP

Cleveland Indians @ Kansas City Royals

Kauffman Stadium, Kansas City, MO

Thu Jun 04 2015, 7:12 PM - 9:48 PM CDT

Att. 29,552 - Cloudy - 78 F

livebaseballscorecards.com

AB	33
R	6
H	10
RBI	6
BB	3
SO	6
LOB	14

WP: 1 PA: 37
PB: 0
SB: 2
CS: 0

PITCHER		IP	WLS	BF	H	R	ER	SO	BB	IBB	HBP	BLK	WP	HR	S	P	ERA	WHIP
32 Chris Young, R ERA: 2.56	(1, 1)	5.0	L	25	8	6	6	4	2	0	0	0	0	1	60	94	10.80	2.000
47 Franklin Morales, L ERA: 3.32	(6, 1)	1.0		5	2	0	0	0	0	0	0	0	0	0	11	16	0.00	2.000
54 Jason Frasor, R ERA: 0.55	(7, 1)	1.0		4	0	0	0	0	1	0	0	0	1	0	14	26	0.00	1.000
49 Joe Blanton, R ERA: 3.38	(8, 1)	1.0		3	0	0	0	2	0	0	0	0	0	0	8	9	0.00	0.000

PITCHER	IP	WLS	BF	H	R	ER	SO	BB	IBB	HBP	BLK	WP	HR	S	P	ERA	WHIP

Batter	1	2	3	4	5	6	7	8	9	AB	R	H	RBI	BB	SO	LOB
2 Alcides Escobar, R (1, 6) OBP: 0.312, SLG: 0.374	B FF 92 S FC 82 B FF 92 B FC 84 F FF 93 B SI 93 4-2 6 F8 8 S BB		C FF 93 D FC 87 X FF 94 1-1 ① L8 D FC 84 C FC 84 1 SAFE F FF 94 1 SAFE 1 SAFE S KC 79 1-3 ③ K				C FC 84 X FC 84 0-1 8 BB 1B			3	0	1	0	1	1	2
8 Mike Moustakas, L (1, 5) OBP: 0.373, SLG: 0.468	F FF 92 C SI 93 D CH 87 1 SAFE B SI 92 F KC 77 B SI 93 S FF 93 3-3 ① K 1-2		X FF 93 0-0 ② P6		B FF 93 C CH 85 S FF 94 S KC 80 1-3 ① K		F FF 94 F FF 95 D SL 81 F FF 96 D SL 81 D FC 92 B FF 96 4-2 1-2 BB			3	0	0	0	1	2	2
6 Lorenzo Cain, R (1, 8) OBP: 0.347, SLG: 0.424	X FC 84 0-0 ② F8 2-3		B FF 94 F FF 94 X FF 95 1-1 1-H HR		C CH 85 X FC 85 0-1 ② G6-3		C FC 93 S FC 93 X FC 94 0-2 ③ F9			4	1	1	2	0	0	3
35 Eric Hosmer, L (1, 3) OBP: 0.376, SLG: 0.497	C KC 75 B FF 94 B FC 84 C FF 94 S KC 79 2-3 ③ K		B FF 95 B FF 95 B FC 88 F FF 95 B CH 87 4-1 25 1B BB		B CH 85 F CH 86 F FF 96 X SI 97 1-2 ③ G4-3			S SL 85 B SI 93 B SL 85 F SI 92 F SL 85 F SI 94 B SL 87 C SL 85 3-3 ① K		3	0	0	0	1	2	1
25 Kendrys Morales, S (1, 10) OBP: 0.363, SLG: 0.482		F CH 84 S FC 85 B KC 78 X KC 77 1-2 ① F8	X FF 94 0-0 ① 1-3 1B			X CH 84 0-0 ① G3-1				3	0	1	0	0	0	0
4 Alex Gordon, L (1, 7) OBP: 0.372, SLG: 0.441		B SI 93 C FF 93 B FF 92 B FC 86 B FF 93 4-1 BB	B FF 95 X CH 85 1-0 ③ G3			C FF 92 B CH 87 F CH 86 B CH 87 F SI 95 B KC 80 X SI 96 3-2 ② L8				2	0	0	0	1	0	2
15 Alex Rios, R (1, 9) OBP: 0.302, SLG: 0.350		B FF 92 D FC 85 X FF 94 2-0 ② F7		C FF 93 F FF 94 B KC 79 B KC 79 F FF 95 B KC 81 B SI 96 4-2 BB		B FF 94 S FC 85 C KC 78 F FF 96 B KC 81 X FC 87 2-2 ③ G5-3				2	0	0	0	1	0	1
13 Salvador Perez, R (1, 2) OBP: 0.287, SLG: 0.429		1 SAFE F FF 94 F FF 93 S KC 78 0-3 ③ K2-3		C FC 84 B FC 85 X FF 95 1-1 ① F8			C SI 92 B FC 83 F FF 93 X KC 79 1-2 ① F7			3	0	0	0	0	1	2
14 Omar Infante, R (1, 4) OBP: 0.234, SLG: 0.315			C FF 92 B FC 84 X FC 83 1-1 6 HR 1B	C FF 95 D FC 86 1 SAFE T FF 95 X KC 79 1-2 ② F7			B CH 82 X FF 93 1-0 ② F9			3	1	1	0	0	0	1
Inning Stats	R: 0 E: 0 K: 2 S: 10 H: 0 LOB: 1 BB: 1 P: 19	R: 0 E: 0 K: 1 S: 8 H: 0 LOB: 1 BB: 1 P: 15	R: 2 E: 0 K: 0 S: 10 H: 3 LOB: 2 BB: 1 P: 18	R: 0 E: 0 K: 1 S: 11 H: 0 LOB: 1 BB: 1 P: 18	R: 0 E: 0 K: 1 S: 8 H: 0 LOB: 0 BB: 0 P: 10	R: 0 E: 0 K: 0 S: 9 H: 0 LOB: 0 BB: 0 P: 14	R: 0 E: 0 K: 0 S: 12 H: 1 LOB: 2 BB: 1 P: 18	R: 0 E: 0 K: 1 S: 5 H: 0 LOB: 0 BB: 0 P: 8								

PITCHER		IP	WLS	BF	H	R	ER	SO	BB	IBB	HBP	BLK	WP	HR	S	P	ERA	WHIP
47 Trevor Bauer, R ERA: 2.94	(1, 1)	6.2	W	28	4	2	2	5	4	0	0	0	0	1	62	102	2.70	1.200
50 Nick Hagadone, L ERA: 3.79	(7, 1)	0.0		1	0	0	0	0	1	0	0	0	0	0	3	7	∞	∞
27 Bryan Shaw, R ERA: 2.55	(7, 1)	0.1	H	1	0	0	0	0	0	0	0	0	0	0	3	3	0.00	0.000
35 Marc Rzepczynski, L ERA: 3.29	(8, 1)	0.1		1	0	0	0	1	0	0	0	0	0	0	5	8	0.00	0.000

PITCHER	IP	WLS	BF	H	R	ER	SO	BB	IBB	HBP	BLK	WP	HR	S	P	ERA	WHIP

BOTTOM

Cleveland Indians @ Kansas City Royals

Kauffman Stadium, Kansas City, MO

Thu Jun 04 2015, 7:12 PM - 9:48 PM CDT

Att. 29,552 - Cloudy - 78 F

livebaseballscorecards.com

AB	26
R	2
H	4
RBI	2
BB	5
SO	6
LOB	14

1B: 3	SF: 0	WP: 0	PA: 31
2B: 0	SAC: 0	PB: 0	
3B: 0	DP: 0	SB: 1	
HR: 1	HBP: 0	CS: 0	

Batter	1	2	3	4	5	6	7	8	9	AB	R	H	RBI	BB	SO	LOB
13 Manny Machado, R (1, 5) OBP: 0.317, SLG: 0.439	C FF 85 B FC 83 B FF 86 X CU 71 2-1 G6-3		C FC 82 B FF 86 B SL 78 X FC 82 2-1 G6-3		1 SAFE 1 SAFE B FC 82 1 SAFE 1 SAFE S FC 84 B CH 78 C FC 83 C FC 82 2-3 K 1-2		B FC 91 S FF 97 B FF 96 C FC 91 S SI 98 2-3 K			4	0	0	0	0	2	2
23 Travis Snider, L (1, 9) OBP: 0.341, SLG: 0.347	B FF 86 F B FC 83 X 2-1 19 1B 1B		B SI 86 C CH 80 S CH 81 F CH 80 S FF 85 1-3 K		F CU 72 X FF 84 0-1 F8			T FF 95 X CU 80 0-1 10 3B 1B		4	1	2	0	0	1	0
10 Adam Jones, R (1, 8) OBP: 0.349, SLG: 0.498	1 SAFE X FC 83 0-0 F8			B CH 84 X FC 82 1-0 P4		L FC 83 X SL 76 0-1 HR		X FF 96 0-0 32 SF8 1-H 3B		4	2	2	2	0	0	1
19 Chris Davis, L (1, 3) OBP: 0.308, SLG: 0.473	B SI 86 1 SAFE C FC 85 X FF 85 1-1 1-2 1B			C CH 79 B FF 85 S CH 79 B FF 85 B FC 84 B FF 85 4-2 32 2B BB		B FF 84 X FC 83 1-0 F9		C SI 97 S FF 96 S SI 96 0-3 K		3	1	1	0	1	1	1
32 Matt Wieters, S (1, 2) OBP: 0.500, SLG: 1.000	B FF 86 X FF 86 1-0 P6			B FF 84 F FF 85 C CH 80 D CH 78 B FC 84 X FF 86 3-2 38 G3-1 3 1B 1-H 2B		B FF 84 B CH 82 F FC 82 X CH 79 2-1 38 G3 1B		X FF 96 0-0 SF8 3-H		3	1	2	2	0	0	2
38 Jimmy Paredes, S (1, 10) OBP: 0.328, SLG: 0.482		B CH 84 F FC 83 S CH 79 S FC 83 1-3 K		S FC 82 X CH 79 0-1 G3-1 2-3		C FC 82 B CH 83 B FC 82 D CH 79 F FC 84 F FC 85 F FC 83 X FC 84 3-2 G3 1-2f		X FF 95 0-0 F8		4	0	0	0	0	1	2
3 Ryan Flaherty, L (1, 4) OBP: 0.351, SLG: 0.471		B FC 83 C FF 86 X CU 72 1-1 L9		B SI 85 B FF 85 F FF 85 X FF 85 2-1 1B 3-H			S CH 79 F FC 84 B CH 84 X CU 70 1-2 G3-1		B FF 93 X FF 93 1-0 2 G6-4-3 1B	4	0	2	1	0	0	0
2 J.J. Hardy, R (1, 6) OBP: 0.211, SLG: 0.273	C FF 86 S CU 71 B SI 86 S FC 82 1-3 K			1 SAFE D FF 85 S FC 83 1 SAFE B FC 82 X FC 84 2-1 P5			B FC 84 X FC 84 1-0 1B		B FF 94 C FF 94 B SL 85 X FF 94 2-1 G6-4-3 1-2f	4	0	1	0	0	1	2
9 David Lough, L (1, 7) OBP: 0.262, SLG: 0.276			C FF 84 X CH 79 0-1 L9		C FC 84 B CH 78 X FF 85 1-1 13 CS 1B		F FF 95 C FF 96 C FF 97 0-3 K		X FF 96 0-0 F7	4	0	1	0	0	1	1
Inning Stats	R: 0 E: 0 K: 0 S: 8 H: 2 LOB: 2 BB: 0 P: 14	R: 0 E: 0 K: 2 S: 8 H: 0 LOB: 0 BB: 0 P: 11	R: 0 E: 0 K: 1 S: 8 H: 0 LOB: 0 BB: 0 P: 11	R: 2 E: 0 K: 0 S: 12 H: 2 LOB: 1 BB: 1 P: 24	R: 0 E: 0 K: 1 S: 7 H: 1 LOB: 0 BB: 0 P: 10	R: 1 E: 0 K: 0 S: 10 H: 2 LOB: 0 BB: 0 P: 16	R: 0 E: 0 K: 2 S: 10 H: 1 LOB: 1 BB: 0 P: 14	R: 2 E: 0 K: 1 S: 8 H: 2 LOB: 0 BB: 0 P: 8	R: 0 E: 0 K: 0 S: 4 H: 1 LOB: 0 BB: 0 P: 7	1B: 8 2B: 1 3B: 1 HR: 1 SF: 1 SAC: 0 DP: 2 HBP: 0						

PITCHER		IP	WLS	BF	H	R	ER	SO	BB	IBB	HBP	BLK	WP	HR	S	P	ERA	WHIP
38 Shaun Marcum, R ERA: 5.19	(1, 1)	6.1	L	26	8	3	3	4	1	0	0	0	0	1	57	92	4.26	1.421
34 Zach McAllister, R ERA: 3.82	(7, 1)	1.1		6	2	2	2	3	0	0	0	0	0	0	13	15	13.50	1.500
50 Nick Hagadone, L ERA: 3.72	(8, 1)	0.1		2	1	0	0	0	0	0	0	0	0	0	2	3	0.00	3.000
49 Austin Adams, R ERA: 1.17	(9, 1)	1.0		2	0	0	0	0	0	0	0	0	0	0	3	5	0.00	0.000

PITCHER	IP	WLS	BF	H	R	ER	SO	BB	IBB	HBP	BLK	WP	HR	S	P	ERA	WHIP

TOP

Baltimore Orioles @ Cleveland Indians

Progressive Field, Cleveland, OH

Fri Jun 05 2015, 7:12 PM - 9:59 PM EDT

Att. 26,070 - Partly Cloudy - 76 F

livebaseballscorecards.com

AB	34
R	5
H	11
RBI	5
BB	1
SO	7
LOB	11

Baltimore Orioles @ Cleveland Indians

Progressive Field, Cleveland, OH

Fri Jun 05 2015, 7:12 PM - 9:59 PM EDT

Att. 26,070 - Partly Cloudy - 76 F

livebaseballscorecards.com

BOTTOM

Batter	1	2	3	4	5	6	7	8	9	AB	R	H	RBI	BB	SO	LOB
22 Jason Kipnis, L (1, 4) OBP: 0.402, SLG: 0.505	C FF 90 X KC 75 0-1 ① G4-3		B KC 77 C KC 76 B FF 94 C CH 83 F FF 93 F KC 78 B FF 93 B FF 94 4-2 BB		X KC 77 0-0 23 1B 1-2 3-H 1B		C SI 91 F SI 91 X SI 92 0-2 ② G1-3		B SI 96 S SI 96 S SI 96 D SI 96 S SI 96 2-3 ③ K 1-3	4	0	1	1	1	1	1
41 Carlos Santana, S (1, 3) OBP: 0.385, SLG: 0.389	C FF 91 B FF 92 S KC 76 B FF 93 B FF 92 B FF 92 4-2 23 G5-4-3 BB		C FF 92 B FF 93 1 SAFE C KC 76 X FF 93 1-2 ③ G1-3		B FF 90 S CH 83 X FF 93 1-1 ② L8		B SI 92 B SI 91 B SI 92 C SI 93 B CH 85 4-1 BB			2	0	0	0	2	0	3
23 Michael Brantley, L (1, 10) OBP: 0.386, SLG: 0.466	C FF 90 B FF 90 X FF 91 1-1 ②③ G5-4-3 1-2f			B FF 91 B CH 82 B FF 91 C FF 91 C FF 90 F FF 93 B KC 78 4-2 BB	X CH 84 0-0 1-3 2-H 1B		B SL 83 B SI 92 F SI 92 X SI 90 2-1 ③ G4-3			3	0	1	1	1	0	2
44 Brandon Moss, L (1, 9) OBP: 0.315, SLG: 0.483		C FF 91 B KC 74 F FF 92 S FF 91 1-3 ① K		B FF 92 B FF 91 S FF 91 B FF 91 F FF 91 X FF 91 3-2 ① F8	B FF 92 B FC 89 B FF 93 C FF 93 X CH 85 3-1 ③ G3			C SL 81 F SI 91 B SI 91 F SI 90 T SI 91 1-2 ① K		4	0	0	0	0	2	3
7 David Murphy, L (1, 7) OBP: 0.361, SLG: 0.465 9 Ryan Raburn, R (8, PH) OBP: 0.363, SLG: 0.561 (9, 7)		C CH 83 F FF 90 X KC 76 0-2 10 FC6-4 1B		C FF 92 B FF 92 B FF 92 F CH 84 C FF 93 2-3 ② K	C FF 91 B CH 81 F FF 94 X KC 76 1-2 8 FC6-5 2B			B SI 91 B SI 91 C SI 90 C SL 82 F SI 91 B SI 91 X SI 90 3-2 ② G1-3		3 1	0 0	2 0	0 0	0 0	1 0	1 0
8 Lonnie Chisenhall, L (1, 5) OBP: 0.246, SLG: 0.355 33 Nick Swisher, S (8, PH) OBP: 0.260, SLG: 0.318 11 José Ramírez, S (9, 6) OBP: 0.252, SLG: 0.245		B FF 92 X FF 91 1-0 ② F9		C KC 75 C FF 92 X FF 92 0-2 ③ P5	L FF 93 X FF 93 0-2 ① FC6-5 10 FC1-4 2-3			B SI 92 C SL 83 X SI 91 1-1 ③ F9		3 1 0	0 0 0	0 0 0	0 0 0	0 0 0	0 0 0	3 0 0
10 Yan Gomes, R (1, 2) OBP: 0.204, SLG: 0.196		F FF 91 C FF 91 X FF 91 0-2 ③ FC6-4 1-2f			F FF 92 X KC 76 0-1 4 1B 22 1B 1B	C SL 88 X FF 93 0-1 ② FC1-4 1-2f			B SI 96 X SI 96 1-0 24 FC5-4 1B	4	1	2	0	0	0	2
24 Michael Bourn, L (1, 8) OBP: 0.324, SLG: 0.313			C KC 74 B FF 92 B KC 75 C FF 91 X FF 92 2-2 ① F7		B KC 76 F FF 92 F FF 92 D KC 79 B KC 75 S FF 91 3-3 ① K	B FF 94 X FF 91 1-0 ③ G3			B SI 97 X SI 97 1-0 ① FC5-4 22 PB 22 DI 1-2f	4	0	0	0	0	1	3
4 Mike Aviles, R (1, 6) OBP: 0.330, SLG: 0.414 (9, 5)			B FF 93 B KC 74 B FF 91 C FF 92 X FF 91 3-1 ② G4-3		C KC 74 B FF 93 X FF 92 1-1 22 1B 23 1B 1-3 1B		B SL 83 S SL 83 X FF 91 1-1 ① P4		C SI 97 F SI 96 B SI 96 F SI 97 S SL 85 1-3 ② K	4	1	1	0	0	1	1

Inning Stats										
	R: 0 E: 0 K: 0 S: 6	H: 0 LOB: 0 BB: 1 P: 11	R: 0 E: 0 K: 1 S: 10	H: 1 LOB: 1 BB: 0 P: 12	R: 0 E: 0 K: 0 S: 12	H: 0 LOB: 1 BB: 1 P: 22	R: 0 E: 0 K: 1 S: 12	H: 0 LOB: 1 BB: 1 P: 21	R: 2 E: 0 K: 1 S: 13	H: 4 LOB: 2 BB: 0 P: 21
	R: 0 E: 0 K: 0 S: 9	H: 1 LOB: 1 BB: 0 P: 11	R: 0 E: 0 K: 0 S: 8	H: 0 LOB: 1 BB: 1 P: 15	R: 0 E: 0 K: 1 S: 10	H: 0 LOB: 0 BB: 0 P: 15	R: 0 E: 0 K: 2 S: 9	H: 1 LOB: 1 BB: 0 P: 14	1B: 6 2B: 1 3B: 0 HR: 0	SF: 0 SAC: 0 DP: 1 HBP: 0

WP: 0 PB: 1 SB: 0 CS: 0 PA: 37

	AB	33
	R	2
	H	7
	RBI	2
	BB	4
	SO	6
	LOB	19

PITCHER	IP	WLS	BF	H	R	ER	SO	BB	IBB	HBP	BLK	WP	HR	S	P	ERA	WHIP
30 Chris Tillman, R (1, 1) ERA: 5.61	6.1	W	27	6	2	2	3	3	0	0	0	0	0	64	101	2.84	1.421
66 T.J. McFarland, L (7, 1) ERA: 2.7	1.2	H	6	0	0	0	1	1	0	0	0	0	0	16	27	0.00	0.600
53 Zack Britton, L (9, 1) ERA: 1.96	1.0	S	4	1	0	0	2	0	0	0	0	0	0	9	14	0.00	1.000

PITCHER	IP	WLS	BF	H	R	ER	SO	BB	IBB	HBP	BLK	WP	HR	S	P	ERA	WHIP

Batter	1	2	3	4	5	6	7	8	9	AB	R	H	RBI	BB	SO	LOB
13 Manny Machado, R (1, 5) OBP: 0.320, SLG: 0.455	X FF 94 0-0 ① F8		X FF 92 0-0 HR			S FF 93 F CU 79 B FF 95 B SL 85 B FF 96 X FF 96 3-2 27 FC6-4 1B		B FC 91 B FC 90 S FC 90 S FC 90 X SL 79 2-2 ② F8		4	1	2	1	0	0	1
27 Delmon Young, R (1, 9) OBP: 0.322, SLG: 0.377	C FF 95 F FF 95 B FF 95 B CH 86 F FF 95 F FF 95 F FF 95 X CU 81 2-2 ② G5-3		B CU 80 B FF 94 B FF 95 S FF 95 S FF 96 X FF 96 3-2 10 G5-4-3 1B			B FF 93 B FF 93 F FF 93 1 SAFE B FF 95 X FF 94 3-1 ① FC6-4 1-2f		F FC 90 B SL 79 F FC 91 X FC 91 1-2 ③ G3		4	0	1	0	0	0	2
10 Adam Jones, R (1, 8) OBP: 0.347, SLG: 0.498	S FF 95 B FF 93 S SL 84 B CH 86 X FF 95 2-2 2B		B FF 93 X FF 93 1-0 ②③ G5-4-3 1-2f			F CU 78 D SL 83 S FF 94 S SL 93 1-3 ② K			B FF 96 F KC 86 B KC 85 S FF 95 S FF 94 2-3 ① K	4	0	1	0	0	2	2
19 Chris Davis, L (1, 3) OBP: 0.307, SLG: 0.466	C FF 93 D SL 84 B FF 94 B FF 94 F FF 93 S SL 85 3-3 ③ K			S FF 93 L SI 92 B SI 95 F SL 83 B SL 85 C SL 85 2-3 ① K		C FF 94 B CU 80 F CH 85 C FF 93 1-3 ③ K			B FF 95 C FF 95 B FF 94 B FF 95 B FF 95 4-1 32 K BB	3	0	0	0	1	3	2
32 Matt Wieters, S (1, 10) OBP: 0.375, SLG: 0.571		B FF 94 X FF 94 1-0 ① F9		B SI 94 F SI 94 B CU 80 X SI 94 2-1 ② G1-3			X FF 92 0-0 28 G5-4-3 1B		S KC 85 C KC 86 S KC 86 0-3 ②③ K 1-2	4	0	1	0	0	1	1
28 Steve Pearce, R (1, 7) OBP: 0.270, SLG: 0.346		C FF 96 C CH 86 F FF 96 X SL 85 0-2 1B		B CU 78 F FF 95 F FF 96 S SL 86 1-3 ③ K			C FF 93 X CH 84 0-1 ①② G5-4-3 1-2f			3	0	1	0	0	1	1
2 J.J. Hardy, R (1, 6) OBP: 0.204, SLG: 0.264		C FF 94 B SI 94 F FF 92 S SL 84 1-3 ② K	C FF 94 B FF 91 F FF 93 F CU 81 F FF 95 C SL 82 1-3 ① K				B FF 95 C FF 94 F CH 84 C FF 92 1-3 ③ K			3	0	0	0	0	3	1
3 Ryan Flaherty, L (1, 4) OBP: 0.350, SLG: 0.457		B FF 93 C FF 92 F SI 94 S CH 84 1-3 ③ K		C CH 82 B SI 94 F SI 94 B FF 93 F CH 86 F CH 84 X CH 85 2-2 ② G3-1				B FF 91 F FF 93 B FF 95 B SI 94 F SI 94 F SL 86 B FF 94 4-2 36 SH3-4 BB		2	0	0	0	1	1	1
36 Caleb Joseph, R (1, 2) OBP: 0.321, SLG: 0.377			C FF 93 B CU 80 F FF 94 S SL 85 1-3 ① K		B FF 94 X SI 95 1-0 ③ P6			X FC 90 0-0 ① SH3-4 1-2		2	0	0	0	0	1	0
Inning Stats	R: 0 H: 1 E: 0 LOB: 1 K: 1 BB: 0 S: 13 P: 20	R: 0 H: 1 E: 0 LOB: 1 K: 2 BB: 0 S: 11 P: 14	R: 1 H: 2 E: 0 LOB: 0 K: 1 BB: 0 S: 8 P: 13	R: 0 H: 0 E: 0 LOB: 0 K: 2 BB: 0 S: 9 P: 14	R: 0 H: 0 E: 0 LOB: 0 K: 1 BB: 0 S: 11 P: 15	R: 0 H: 1 E: 0 LOB: 1 K: 2 BB: 0 S: 11 P: 19	R: 0 H: 1 E: 0 LOB: 0 K: 1 BB: 0 S: 6 P: 7	R: 0 H: 0 E: 0 LOB: 1 K: 0 BB: 1 S: 10 P: 17	R: 0 H: 0 E: 0 LOB: 1 K: 2 BB: 1 S: 7 P: 13	1B: 4 SF: 0 2B: 1 SAC: 1 3B: 0 DP: 2 HR: 1 HBP: 0						

Baltimore Orioles @ Cleveland Indians

Progressive Field, Cleveland, OH

Sat Jun 06 2015, 4:12 PM - 6:57 PM EDT

Att. 24,939 - Partly Cloudy - 61 F

TOP

livebaseballscorecards.com

AB	29
R	1
H	6
RBI	1
BB	2
SO	12
LOB	11

WP: 0 PA: 32
PB: 0
SB: 0
CS: 0

PITCHER		IP	WLS	BF	H	R	ER	SO	BB	IBB	HBP	BLK	WP	HR	S	P	ERA	WHIP
31 Danny Salazar, R ERA: 3.5	(1, 1)	7.0	W	26	6	1	1	10	1	0	0	0	0	1	72	109	1.29	1.000
27 Bryan Shaw, R ERA: 2.41	(8, 1)	1.0	H	3	0	0	0	0	0	0	0	0	0	0	7	10	0.00	0.000
37 Cody Allen, R ERA: 4.81	(9, 1)	1.0	S	3	0	0	0	2	1	0	0	0	0	0	7	13	0.00	1.000

PITCHER	IP	WLS	BF	H	R	ER	SO	BB	IBB	HBP	BLK	WP	HR	S	P	ERA	WHIP

Baltimore Orioles @ Cleveland Indians

Progressive Field, Cleveland, OH

Sat Jun 06 2015, 4:12 PM - 6:57 PM EDT

Att. 24,939 - Partly Cloudy - 61 F

livebaseballscorecards.com

BOTTOM

Batter	1	2	3	4	5	6	7	8	9	AB	R	H	RBI	BB	SO	LOB
22 Jason Kipnis, L (1, 4) OBP: 0.411, SLG: 0.507	B FF 90 B SI 89 C SI 89 S SL 83 X SI 91 2-2 41 G4-5-3 1B		B SL 81 B SI 88 B SI 88 B SI 88 4-0 23 L6-4 41 BB BB	C FF 90 S SI 87 F FF 91 B FF 91 D FS 84 B FS 86 B FF 89 4-2 41 S BB		B SI 93 C FF 94 L SL 85 B FF 95 B FS 87 F FF 94 F FF 96 F FS 88 B FF 94 4-2 41 2B BB				1	1	1	0	3	0	0
41 Carlos Santana, S (1, 3) OBP: 0.387, SLG: 0.394	B FF 90 1 SAFE C SL 81 B SI 90 B SL 84 X SI 91 3-1 ① ② G4-5-3 1-2f		1 SAFE B FS 82 B SL 83 B SI 90 B SI 88 4-0 44 BB 33 1B 1-2 BB	C FS 83 C FF 87 X FF 91 0-2 ③ P5 1-2		S FF 94 B FF 94 D SL 86 S FS 86 X FF 94 2-2 1-H 2B				3	1	1	1	1	0	3
23 Michael Brantley, L (1, 7) OBP: 0.384, SLG: 0.462	C SI 90 C SI 92 F FF 91 B FF 91 S FS 87 1-3 ③ K		B SL 82 C SI 89 B SL 83 F SL 84 X SI 91 2-2 ① ② L6-4 2-2		X SI 87 0-0 33 BB 1B	B FS 86 S FS 87 B SI 93 B FS 86 C FF 94 S FS 88 3-3 ③ K				4	0	1	0	0	2	3
44 Brandon Moss, L (1, 9) OBP: 0.319, SLG: 0.478		B SI 89 B SL 83 B SI 91 B SI 89 4-0 10 1B 33 1B BB	B CU 74 B FF 91 C SL 83 B FF 90 F FS 84 B FF 91 4-2 33 1B 1-2 BB		C SI 87 B SI 88 S FS 81 F FF 90 B FF 89 X SL 81 2-2 ① L9		S FS 85 S FS 86 B FS 86 X FF 95 1-2 ① F8			2	0	0	0	2	0	1
33 Nick Swisher, S (1, 10) OBP: 0.280, SLG: 0.330		B SL 81 C FS 82 B SI 91 F SI 91 B FS 85 X FS 85 3-2 10 1B 1-2 1B	B FF 89 C SI 90 X SL 80 1-1 1-3 2-H 1B		B SI 90 B SI 88 B FF 88 C SI 87 B SI 91 4-1 10 FC6-4 1-2 BB		F FF 92 S FS 85 F FS 87 F FF 93 S SL 85 0-3 ② K			3	0	2	1	1	1	0
8 Lonnie Chisenhall, L (1, 5) OBP: 0.240, SLG: 0.347		S FF 92 F FF 92 X FF 90 0-2 ① F6	B SL 82 C FF 92 S FS 85 F FF 93 B FF 91 S FF 91 2-3 ③ K		C CU 74 S SL 83 B FF 90 B SL 81 C SI 91 2-3 ② K		C FF 92 C FF 91 S SL 85 0-3 ③ K			4	0	0	0	0	3	6
10 Yan Gomes, R (1, 2) OBP: 0.224, SLG: 0.236		B SI 91 D SL 85 C SI 92 F SI 87 F FF 92 X SI 94 2-2 1-2 2-3 1B		X FF 87 0-0 24 SH5-3 2B	C SL 83 X FF 90 0-1 ③ FC6-4 1-2f			C FF 90 S SL 84 X SL 86 0-2 ① F8		4	0	2	0	0	0	2
24 Michael Bourn, L (1, 8) OBP: 0.324, SLG: 0.310		C CU 78 B SL 87 S SI 88 B FF 94 C SI 93 2-3 ② K		L SI 89 X FF 90 0-1 ① SH5-3 2-3		B SI 93 S FS 86 S SL 86 B FF 95 S FS 87 2-3 ① K		B SL 82 B SL 80 B SI 88 B SI 89 4-0 4 G6-4-3 BB		2	0	0	0	1	2	3
11 José Ramírez, S (1, 6) OBP: 0.247, SLG: 0.240 4 Mike Aviles, R (8, PH) OBP: 0.327, SLG: 0.410 (9, 6)		C SI 91 C SI 88 B FF 93 C SI 91 1-3 ③ K		B FS 85 B FF 89 S SL 82 X SI 91 2-1 ② F7		B FF 93 X FF 95 1-0 ② P3		C SI 90 B SI 90 B CH 83 F SI 91 1 SAFE X SI 89 2-2 ② ③ G6-4-3 1-2f		3 1	0 0	0 0	0 0	0 0	1 0	4 1
Inning Stats	R: 0 E: 0 K: 1 S: 9 H: 1 LOB: 0 BB: 0 P: 15	R: 0 E: 0 K: 2 S: 16 H: 2 LOB: 3 BB: 1 P: 28	R: 1 E: 0 K: 1 S: 11 H: 1 LOB: 2 BB: 3 P: 28	R: 0 E: 0 K: 0 S: 11 H: 1 LOB: 2 BB: 1 P: 17	R: 0 E: 0 K: 1 S: 11 H: 1 LOB: 2 BB: 1 P: 19	R: 1 E: 0 K: 2 S: 15 H: 1 LOB: 1 BB: 1 P: 27	R: 0 E: 0 K: 2 S: 11 H: 0 LOB: 0 BB: 0 P: 12	R: 0 E: 0 K: 0 S: 6 H: 0 LOB: 0 BB: 1 P: 12			1B: 5 2B: 3 3B: 0 HR: 0 SF: 0 SAC: 1 DP: 3 HBP: 0			WP: 0 PB: 0 SB: 1 CS: 0 PA: 36		

PITCHER	IP	WLS	BF	H	R	ER	SO	BB	IBB	HBP	BLK	WP	HR	S	P	ERA	WHIP
31 Ubaldo Jiménez, R (1, 1) ERA: 3.02	5.0		25	6	1	1	5	6	0	0	0	0	0	58	107	1.80	2.400
35 Brad Brach, R (6, 1) ERA: 4.23	2.1	L	9	1	1	1	4	1	0	0	0	0	0	29	42	3.86	0.857
58 Cesar Cabral, L (8, 1) ERA:	0.2		2	0	0	0	0	1	0	0	0	0	0	3	9	0.00	1.500

PITCHER	IP	WLS	BF	H	R	ER	SO	BB	IBB	HBP	BLK	WP	HR	S	P	ERA	WHIP

AB	27
R	2
H	7
RBI	2
BB	8
SO	9
LOB	23

Baltimore Orioles @ Cleveland Indians

Progressive Field, Cleveland, OH

Sun Jun 07 2015, 1:13 PM - 4:45 PM EDT

Att. 18,151 - Sunny - 80 F

livebaseballscorecards.com

TOP

Batter	1	2	3	4	5	6	7	8	9	AB	R	H	RBI	BB	SO	LOB
13 Manny Machado, R (1, 5) OBP: 0.322, SLG: 0.453	B FF 96 C FF 96 B SL 88 S SL 88 S SL 89 F FF 96 X CH 90 2-2 ① F9		C CU 81 X SI 93 0-1 10 F8 23 E 1B	X SI 94 0-0 23 1B 1B 1-2 2-3 3-H		B SI 93 B SL 83 S SI 92 C SI 93 S CH 84 2-3 ② K		C SL 85 S SL 85 T FF 98 0-2 ① K		5	0	2	1	0	2	0
23 Travis Snider, L (1, 7) OBP: 0.336, SLG: 0.341 9 David Lough, L (8, 7) OBP: 0.262, SLG: 0.276	F SI 94 F F SI 94 B CH 90 S CH 88 1-3 ② K		F CH 87 1 SAFE 1 SAFE B CH 91 X CH 88 1-1 FC5 1-2	S FF 94 C FF 94 F CH 88 B SI 94 X SL 88 1-2 1-2 2-H 3-H 1B		C SI 94 X SI 92 0-1 ③ G6-3		B FF 97 S FF 96 F CH 91 S FF 98 1-3 ② K		5 0	0 0	1 0	2 0	0 0	2 0	1 0
10 Adam Jones, R (1, 8) OBP: 0.348, SLG: 0.509	B FF 96 X SL 88 1-0 HR		X FF 94 0-0 ② F8 2-3	X FF 94 0-0 ③ P3			X SI 92 0-0 19 E 19 FC5 38 1B 1B	B FF 97 B SL 86 F SL 96 S FF 98 X FF 98 2-2 ③ P3		5	2	2	1	0	0	4
32 Matt Wieters, S (1, 2) OBP: 0.385, SLG: 0.917	B SI 92 B FF 94 X SI 93 2-0 ③ G4-3		S CH 88 S SI 94 X CH 90 0-2 ③ G1-3		B CU 78 B CH 90 S FF 92 B SI 94 X FF 93 3-1 19 SF9 3B		B SI 91 1 SAFE C SI 91 S CH 84 B SI 93 S SL 84 2-3 ① K		C FF 95 X FF 96 0-1 HR	5	2	2	1	0	1	3
19 Chris Davis, L (1, 3) OBP: 0.309, SLG: 0.469		C SI 93 B CH 88 B FF 94 B CH 87 S SI 94 B SI 92 4-2 27 WP BB	S FF 95 C SI 93 B SI 94 F CH 90 B SI 95 X CH 90 2-2 ① L8	B FF 93 X FF 93 1-0 ① SF9 3-H			B SI 92 D SL 85 C SI 92 X SI 93 2-1 FC5 38 1B 1-3		F FF 96 B FF 95 X FF 96 1-1 2B	3	0	1	1	1	0	1
27 Delmon Young, R (1, 9) OBP: 0.318, SLG: 0.371		C SL 88 F SI 93 B FF 95 B SL 88 S CH 89 2-3 ① K 1-2	C CU 82 B SL 88 F SI 94 F CH 89 S SL 84 1-3 ② K	B FF 94 S FC 87 X FF 93 1-1 2 PB 38 WP 1B			B FF 97 B FF 98 S FF 97 S FF 97 2-3 ② K		B FC 90 B FC 92 C FF 96 F FC 92 F FF 96 F SL 84 X FF 96 2-2 ① L6	5	0	1	0	0	3	4
38 Jimmy Paredes, S (1, 10) OBP: 0.330, SLG: 0.480		B CH 87 X SI 95 1-0 ② F8	B FF 95 B SI 92 X CH 88 2-0 3 BB 2 1B 13 1B 1B	F FC 89 B FF 95 B FF 92 X FF 95 2-1 ② G5-3 1-2			S FF 98 X FF 99 0-1 2 BB 1-3 3-H 1B		C FF 96 F FF 96 F SL 83 T FF 96 0-2 ② K	5	1	2	1	0	1	3
2 J.J. Hardy, R (1, 6) OBP: 0.214, SLG: 0.263		C FF 96 B SL 89 B SL 88 B SI 93 X FF 95 3-1 ③ G6-3	C FF 93 S FF 94 X CU 83 0-2 13 1B 3 BB 23 1B 1B 1-2	C FF 95 B FC 88 B FF 94 B FC 87 F FF 93 F FF 95 X SL 78 3-2 ③ G5-3 2-3			B FF 97 B FF 96 B FF 96 D FF 97 4-0 1-2 BB		C FF 96 S FC 91 X SI 97 0-2 ③ F9	4	1	1	0	1	0	3
3 Ryan Flaherty, L (1, 4) OBP: 0.345, SLG: 0.438			B FF 94 C X SL 87 1-1 ① G3-1	F SI 93 D CH 90 F SI 94 F SL 88 B SI 96 B SI 95 B SI 94 4-2 13 1B 23 1B BB 1-2 2-3		C SI 92 B SI 93 B CH 83 F SI 93 T SL 86 2-2 ① K	S FF 98 S FF 98 B FF 99 S FF 98 1-3 ③ K			3	1	0	0	1	2	3

Inning Stats	1	2	3	4	5	6	7	8	9
	R: 1 E: 0 K: 1 S: 11	R: 0 E: 0 K: 1 S: 8	R: 0 E: 1 K: 0 S: 10	R: 3 E: 0 K: 1 S: 21	R: 1 E: 0 K: 0 S: 11	R: 0 E: 0 K: 2 S: 8	R: 1 E: 1 K: 3 S: 14	R: 0 E: 0 K: 2 S: 9	R: 1 E: 0 K: 1 S: 16
	H: 1 LOB: 0 BB: 0 P: 17	H: 0 LOB: 1 BB: 1 P: 18	H: 1 LOB: 0 BB: 0 P: 12	H: 4 LOB: 2 BB: 1 P: 31	H: 2 LOB: 1 BB: 0 P: 21	H: 0 LOB: 0 BB: 0 P: 12	H: 2 LOB: 3 BB: 1 P: 25	H: 0 LOB: 0 BB: 0 P: 12	H: 2 LOB: 1 BB: 0 P: 19

	AB	R	H	RBI	BB	SO	LOB
AB	40						
R	7						
H	12						
RBI	7						
BB	3						
SO	11						
LOB	22						

1B: 8 SF: 1
2B: 1 SAC: 0
3B: 1 DP: 0
HR: 2 HBP: 0

WP: 2 PA: 44
PB: 1
SB: 0
CS: 0

PITCHER		IP	WLS	BF	H	R	ER	SO	BB	IBB	HBP	BLK	WP	HR	S	P	ERA	WHIP
59 Carlos Carrasco, R ERA: 4.35	(1, 1)	4.0	L	22	7	5	5	3	2	0	0	0	1	1	52	83	11.25	2.250
50 Nick Hagadone, L ERA: 3.54	(5, 1)	1.0		4	1	0	0	0	0	0	0	0	1	0	9	16	0.00	1.000
54 Ryan Webb, R ERA: 1.08	(6, 1)	1.1		5	1	1	0	3	0	0	0	0	0	0	12	18	0.00	0.750
35 Marc Rzepczynski, L ERA: 3.29	(7, 1)	0.0		1	0	0	0	0	0	0	0	0	0	0	2	4	∞	∞
49 Austin Adams, R ERA: 0.96	(7, 1)	1.2		7	1	0	0	4	1	0	0	0	0	0	17	27	0.00	1.200

PITCHER		IP	WLS	BF	H	R	ER	SO	BB	IBB	HBP	BLK	WP	HR	S	P	ERA	WHIP
34 Zach McAllister, R ERA: 3.98	(9, 1)	1.0		5	2	1	1	1	0	0	0	0	0	1	16	19	9.00	2.000

Batter	1	2	3	4	5	6	7	8	9	AB	R	H	RBI	BB	SO	LOB
22 Jason Kipnis, L (1, 4) OBP: 0.414, SLG: 0.518	C FF 92 B FF 93 F SL 84 C FF 93 1-3 ① K		C SL 80 B SL 84 F CH 84 B FF 94 S SL 84 2-3 ② K		B FF 92 X SL 84 1-0 2B		X SI 91 0-0 9 G3-1 41 BB 1-2 1B		C SI 86 B SI 86 S FF 87 B SI 86 F SL 80 B SI 87 F FF 88 X SL 80 3-2 9 1B 2B	5	1	3	0	0	2	0
41 Carlos Santana, S (1, 3) OBP: 0.383, SLG: 0.385	B FF 92 X FF 93 1-0 ② G3		B FF 93 L CH 82 B CH 83 X FF 93 2-1 ③ G4-3		F FF 94 S FF 92 X FF 94 0-2 ② F7		F SI 92 F SI 91 D SI 92 B SL 83 F SI 92 B SI 92 B SL 83 4-2 9 G3-1 BB 1-2 2-3		F FF 88 B SI 86 C SL 80 S FF 88 1-3 ② K	4	0	0	0	1	1	2
7 David Murphy, L (1, 7) OBP: 0.368, SLG: 0.474 9 Ryan Raburn, R (7, PH) OBP: 0.366, SLG: 0.560 (8, 7)	B FF 92 B SL 84 C FF 92 B FF 91 F FF 93 X FF 94 3-2 ③ G4-3			B FF 89 C FF 92 X CH 82 1-1 44 2B 2B	B SI 92 B FF 94 B SI 94 C FF 93 B FF 94 4-1 BB		X SI 97 0-0 ② G3-1 1-2 2-3 3-H		F SI 86 B SL 80 S SL 80 F FF 85 B SL 79 F SL 79 B FF 87 X SL 81 3-2 2-H 1B	2 2	1 0	1 1	0 2	1 0	0 0	0 2
44 Brandon Moss, L (1, 9) OBP: 0.321, SLG: 0.478		B FF 92 F FF 93 B FF 93 B SL 82 B FF 92 4-1 10 1B BB		B FF 92 X SL 83 1-0 2-H 2B	X FF 93 0-0 ③ P5		F FF 98 B FF 97 S CU 86 S FF 99 1-3 ③ K		F SI 91 D SL 83 S SI 90 B SL 83 F SI 90 S SI 92 2-3 ③ K	4	0	1	1	1	2	5
33 Nick Swisher, S (1, 10) OBP: 0.279, SLG: 0.319		B SI 92 F CH 85 F FF 93 S FF 95 1-3 ① K		S FF 94 B FF 93 B SI 94 S SI 94 H SL 85 3-2 24 FC6 HBP		X SI 93 0-0 ① G4-3		C CU 86 F SI 97 B FC 90 X FF 98 1-2 ① F9		3	0	0	0	0	1	1
8 Lonnie Chisenhall, L (1, 5) OBP: 0.241, SLG: 0.345		B SL 85 C FF 94 C FF 93 T FF 94 1-2 ② K		F FF 93 B FF 94 B FF 94 F FF 93 2 SAFE T FF 93 2-2 ① K		C FF 93 B SI 94 F SI 94 F FF 93 B SL 84 F SI 94 F SI 94 F SL 84 B FF 94 3-2 ② G3 F FF 85 X SI 94		X SI 97 0-0 1B		4	0	1	0	0	2	3
10 Yan Gomes, R (1, 2) OBP: 0.226, SLG: 0.237	X FF 95 0-0 1-2 1B		B FF 93 B SL 86 C SL 85 B FF 94 C SL 85 F FF 94 F FF 94 S FF 94 3-3 ② K		C ST 84 C SI 93 F ST 84 B ST 85 X FF 94 1-2 ③ F9			C SI 96 B FF 96 F CU 84 B CU 86 S CU 87 2-3 ② K		4	0	1	0	0	2	3
24 Michael Bourn, L (1, 8) OBP: 0.318, SLG: 0.302	B FF 93 C FF 93 F SL 84 C FF 94 1-3 ③ K		C FF 93 C FF 95 B FF 95 X FF 94 1-2 ③ FC6 1-2f				C SI 92 B ST 83 B SL 80 F FF 92 B SI 92 S SI 92 3-3 ① K	X FF 96 0-0 ③ L9		4	0	0	0	0	2	5
4 Mike Aviles, R (1, 6) OBP: 0.325, SLG: 0.404			B SL 84 S SL 82 X FF 92 1-1 ① P6		B SL 80 C FF 92 F FF 92 B FF 94 X FF 93 2-2 ① G6-3		B ST 82 C SI 92 X SI 92 1-1 41 BB 22 1B 9 G3-1 1B		F SL 79 X SI 86 0-1 ① G1-3	4	1	1	0	0	0	0
Inning Stats	R: 0 H: 0 E: 0 LOB: 0 K: 1 BB: 0 S: 7 P: 12	R: 0 H: 1 E: 0 LOB: 2 K: 3 BB: 1 S: 11 P: 18	R: 0 H: 0 E: 0 LOB: 0 K: 1 BB: 0 S: 7 P: 12	R: 1 H: 2 E: 0 LOB: 2 K: 2 BB: 0 S: 16 P: 27	R: 0 H: 1 E: 0 LOB: 2 K: 0 BB: 1 S: 9 P: 16	R: 0 H: 0 E: 0 LOB: 0 K: 0 BB: 0 S: 13 P: 17	R: 1 H: 2 E: 0 LOB: 2 K: 2 BB: 1 S: 13 P: 22	R: 0 H: 1 E: 0 LOB: 1 K: 1 BB: 0 S: 8 P: 11	R: 1 H: 2 E: 0 LOB: 1 K: 2 BB: 0 S: 19 P: 28	1B: 5 SF: 0 2B: 4 SAC: 0 3B: 0 DP: 0 HR: 0 HBP: 1					WP: 0 PA: 40 PB: 0 SB: 0 CS: 0	

PITCHER		IP	WLS	BF	H	R	ER	SO	BB	IBB	HBP	BLK	WP	HR	S	P	ERA	WHIP
25 Bud Norris, R ERA: 8.63	(1, 1)	5.0	W	22	4	1	1	7	2	0	1	0	0	0	50	85	1.80	1.200
65 Chaz Roe, R ERA: 0.84	(6, 1)	1.1		5	1	1	1	1	0	0	0	0	0	0	18	26	6.75	0.750
66 T.J. McFarland, L ERA: 2.7	(7, 1)	0.0		2	1	0	0	0	1	0	0	0	0	0	4	8	∞	∞
29 Tommy Hunter, R ERA: 4.07	(7, 1)	1.2	H	6	1	0	0	2	0	0	0	0	0	0	12	16	0.00	0.600
56 Darren O'Day, R ERA: 1.29	(9, 1)	0.2		4	2	1	1	1	0	0	0	0	0	0	15	22	13.50	3.000

PITCHER		IP	WLS	BF	H	R	ER	SO	BB	IBB	HBP	BLK	WP	HR	S	P	ERA	WHIP
58 Cesar Cabral, L ERA:	(9, 1)	0.1		1	0	0	0	1	0	0	0	0	0	0	4	6	0.00	0.000

BOTTOM

Baltimore Orioles @ Cleveland Indians

Progressive Field, Cleveland, OH

Sun Jun 07 2015, 1:13 PM - 4:45 PM EDT

Att. 18,151 - Sunny - 80 F

livebaseballscorecards.com

AB	36
R	3
H	9
RBI	3
BB	3
SO	12
LOB	21

Seattle Mariners @ Cleveland Indians

Progressive Field, Cleveland, OH

Tue Jun 09 2015, 7:11 PM - 10:14 PM EDT

Att. 11,425 - Clear - 72 F

TOP

livebaseballscorecards.com

Batter	1	2	3	4	5	6	7	8	9	AB	R	H	RBI	BB	SO	LOB
20 Logan Morrison, L (1, 3) OBP: 0.332, SLG: 0.392	X SI 92 0-0 16 FC6-4 1B	S SL 89 B CU 82 F SI 92 D CU 84 F SL 88 X FF 93 2-2 1-H 2B		B CU 81 F SL 88 C SI 93 X CU 83 1-2 ③ G4-3			X CH 84 0-0 ① B1-3		B FC 91 B FF 96 C SI 96 F FC 90 B FF 96 X FF 96 3-2 ② G4-3	5	0	2	1	0	0	0
16 Austin Jackson, R (1, 8) OBP: 0.313, SLG: 0.383	C SI 92 L SI 92 F FF 92 X SL 88 0-2 ① FC6-4 22 2B 1-2f	X SL 88 0-0 ③ F9			X SL 86 0-0 ① G1-3		C SI 92 B CU 81 S SI 93 B SL 88 S CU 83 2-3 ② K		C FC 90 C FC 92 B FF 95 B CU 84 F SI 96 F FC 92 F FC 90 B FF 94 X FF 96 3-2 1B	5	1	1	0	0	1	2
22 Robinson Canó, L (1, 4) OBP: 0.281, SLG: 0.330	1 SAFE X SI 93 0-0 23 G6-3 1-H 2B		B SI 93 X SL 89 1-0 ① L4		C SL 88 S CH 85 X FF 94 0-2 15 BB 2B		C SL 88 X CH 86 0-1 ③ G6-3		F SI 92 1 SAFE F SI 93 S SL 84 0-3 ③ K	5	0	2	1	0	1	1
23 Nelson Cruz, R (1, 9) OBP: 0.381, SLG: 0.607 13 Dustin Ackley, L (5, PH) OBP: 0.252, SLG: 0.331 (5, 7)	S SL 90 B SI 94 S SL 89 X FF 94 1-2 ② G6-3 2-3		C SI 93 F FF 93 B FF 92 S CU 84 1-3 ② K2-3		B SI 94 B SI 93 S SL 89 S SL 90 F CU 84 B SL 89 F SI 94 B SL 88 4-2 15 BB BB			B FF 94 B FF 93 B FF 94 B FF 93 4-0 15 2B 7 1B BB		2 0	0 1	0 0	0 2	1 0	1 0	1 0
15 Kyle Seager, L (1, 5) OBP: 0.333, SLG: 0.463	B SI 94 S SL 90 D CH 87 B SI 93 B SL 89 4-1 BB		C SL 88 B CH 86 X SL 88 1-1 7 2B 1B		B SI 93 B FF 94 B SI 94 F SI 94 C SL 90 B FF 94 4-2 7 G4-6-3 1-2 2-3 BB			B FF 94 C FF 95 X FF 94 1-1 7 1B 1-3 2B		2	0	2	0	2	0	0
7 Seth Smith, L (1, 7) OBP: 0.331, SLG: 0.491 (5, 9)	C SI 93 C CU 83 S SL 88 0-3 ③ K		S CH 86 C SI 93 1 SAFE B CU 84 X SI 93 1-2 1-3 2B		D SL 90 C SL 89 D CH 87 X SI 94 2-1 ②③ G4-6-3 1-2f			X FF 94 0-0 5 G6-3 2-3 3-H 1B		4	0	2	1	0	1	5
35 Mark Trumbo, R (1, 10) OBP: 0.279, SLG: 0.464		C SI 91 F SL 89 X FF 93 0-2 ① G4-3	S SL 90 X SL 87 0-1 ③ G1-3			B SI 92 B SI 92 C SL 89 F SL 87 F SL 89 B CU 84 X SL 88 3-2 ① G5-3		D FC 90 F FF 97 F FC 91 X FC 91 1-2 ① L4		4	0	0	0	0	0	4
5 Brad Miller, L (1, 6) OBP: 0.310, SLG: 0.404		B SL 87 X FF 94 1-0 20 S 20 2B 1B		B SI 92 F SL 88 F FF 92 B CU 82 X CU 84 2-2 ① G4-3		B CU 82 F SI 94 F SL 89 F FF 93 F CH 86 B CU 82 F SL 87 F CU 82 C CU 83 2-3 ② K		B SI 96 C FF 96 F SI 96 B FF 96 X FF 96 2-2 ②③ G6-3 1-2f		4	1	1	0	0	1	2
3 Mike Zunino, R (1, 2) OBP: 0.233, SLG: 0.338		C SL 87 C FF 93 D SL 88 1 SAFE X FF 93 1-2 ② P4		F SL 88 B SI 93 B SI 93 X SL 88 2-1 ② L8		F FF 92 B FF 93 C SL 87 X CU 83 1-2 ③ G5-3			B FF 94 X FC 90 1-0 ① G5-3	4	0	0	0	0	0	1

| Inning Stats | | |

BOTTOM

Batter	1	2	3	4	5	6	7	8	9	AB	R	H	RBI	BB	SO	LOB
22 Jason Kipnis, L (1, 4) OBP: 0.410, SLG: 0.511	X SI 91 0-0 ① G4-3	B CH 84 1 SAFE C SI 91 S CU 77 C CU 77 1-3 ③ K			B CU 76 F SI 89 S CH 83 F SI 90 F CH 81 X CU 80 1-2 ① G4-3		S SL 87 X SL 87 0-1 1B		C SI 94 F SI 93 1 SAFE X SL 86 0-2 ③ G4-3	5	0	1	0	0	1	2
41 Carlos Santana, S (1, 3) OBP: 0.381, SLG: 0.382	B FF 91 B FF 91 F FF 91 X SI 91 2-1 9 E 1B		B CH 84 B CH 84 F FF 90 C CH 84 X CU 79 2-2 ① G6-3		B FF 91 B CH 85 X FF 92 2-0 ② F8		X FF 91 0-0 ③ P4			4	0	1	0	0	0	1
23 Michael Brantley, L (1, 8) OBP: 0.381, SLG: 0.457	B FF 91 B SI 91 X SI 92 2-0 ② L8		B CU 77 X FF 91 1-0 9 BB 1B		B SI 91 F FF 92 B CU 77 X SI 90 2-1 ③ G4-3			X CU 78 0-0 ① B1-3		4	0	1	0	0	0	1
9 Ryan Raburn, R (1, 7) OBP: 0.371, SLG: 0.547	B FF 91 X SI 90 1-0 E6 1-3		B CH 84 B CH 84 B FF 91 D CH 84 4-0 33 G5-4-3 1-2 BB			C FF 90 B CU 77 B CH 82 B FF 90 B FF 91 4-1 BB		B FF 91 B SI 91 F SI 91 B SL 79 C FF 92 F FF 91 X FF 91 3-2 ② L8		2	0	0	0	2	0	1
33 Nick Swisher, S (1, 10) OBP: 0.269, SLG: 0.306	B CU 76 X SI 91 1-0 ③ F8		B FF 92 C FF 91 B FF 92 F SI 90 B FF 91 X SI 92 3-2 ② ③ G5-4-3 1-2f			F FF 91 X SI 92 0-1 ① F9		F FF 91 S SI 90 B FF 91 B SL 81 X SI 89 2-2 ③ G5-3		4	0	0	0	0	0	5
10 Yan Gomes, R (1, 2) OBP: 0.242, SLG: 0.349		X SI 91 0-0 HR		B CH 84 B CH 84 F FF 91 F CH 85 S CU 81 2-3 ① K		D CU 78 1 SAFE B CH 83 B CH 82 C FF 91 X FF 91 3-1 ② L9			B SI 93 F SI 93 B SL 84 F SI 93 X SL 85 2-2 HR	4	2	2	2	0	1	1
44 Brandon Moss, L (1, 9) OBP: 0.319, SLG: 0.473		B FF 90 B FF 90 F FF 91 F SI 90 C CU 78 2-3 ① K		F FF 92 X SI 91 0-1 4 FC6-4 1B		B CU 78 X CU 77 1-0 ③ F8			B SI 94 S SI 93 X SI 92 1-1 ① G4-3	4	0	1	0	0	1	1
39 Gio Urshela, R (1, 5) 24 Michael Bourn, L (9, PH) OBP: 0.321, SLG: 0.306		C FF 90 X CH 83 0-1 ② G4-3		D CU 76 B FF 92 X FF 91 2-0 ② P4			X FF 92 0-0 ① F8		B SI 93 C SI 92 X SL 84 1-1 1B	3 1	0 0	0 1	0 0	0 0	1 0	1 0
4 Mike Aviles, R (1, 6) OBP: 0.325, SLG: 0.402 7 David Murphy, L (9, PH) OBP: 0.365, SLG: 0.470		C CU 78 B CU 77 F FF 90 X CH 84 1-2 1B		B CH 85 X SI 92 1-0 ③ FC6-4 1-2f			C SL 85 F FF 94 X CU 76 0-2 ② G4-3		X SI 94 0-0 ② L8	3 1	0 0	1 0	0 0	0 0	1 1	1 1
Inning Stats	R: 0 E: 1 K: 0 S: 6 H: 1 LOB: 2 BB: 0 P: 12	R: 1 E: 0 K: 2 S: 12 H: 2 LOB: 1 BB: 0 P: 16	R: 0 E: 0 K: 0 S: 7 H: 1 LOB: 1 BB: 1 P: 17	R: 0 E: 0 K: 1 S: 7 H: 1 LOB: 1 BB: 0 P: 12	R: 0 E: 0 K: 0 S: 8 H: 0 LOB: 0 BB: 0 P: 13	R: 0 E: 0 K: 0 S: 6 H: 0 LOB: 1 BB: 1 P: 14	R: 0 E: 0 K: 0 S: 7 H: 1 LOB: 1 BB: 0 P: 7	R: 0 E: 0 K: 0 S: 8 H: 0 LOB: 0 BB: 0 P: 13	R: 1 E: 0 K: 0 S: 11 H: 2 LOB: 1 BB: 0 P: 15	1B: 6 2B: 0 3B: 0 HR: 2	SF: 0 SAC: 0 DP: 1 HBP: 0			WP: 0 PB: 0 SB: 0 CS: 0	PA: 37		

PITCHER		IP	WLS	BF	H	R	ER	SO	BB	IBB	HBP	BLK	WP	HR	S	P	ERA	WHIP
29 Roenis Elías, L ERA: 2.79	(1, 1)	6.0	W	25	5	1	1	3	2	0	0	0	0	1	46	84	1.50	1.167
54 Tom Wilhelmsen, R ERA: 2.45	(7, 1)	0.2	H	2	0	0	0	0	0	0	0	0	0	0	4	4	0.00	0.000
38 Vidal Nuño, L ERA: 1.76	(7, 1)	0.1	H	2	1	0	0	0	0	0	0	0	0	0	3	3	0.00	3.000
41 Charlie Furbush, L ERA: 1.2	(8, 1)	1.0	H	3	0	0	0	0	0	0	0	0	0	0	8	13	0.00	0.000
39 Carson Smith, R ERA: 1.38	(9, 1)	1.0	S	5	2	1	1	0	0	0	0	0	0	1	11	15	9.00	2.000

PITCHER	IP	WLS	BF	H	R	ER	SO	BB	IBB	HBP	BLK	WP	HR	S	P	ERA	WHIP

Seattle Mariners @ Cleveland Indians

Progressive Field, Cleveland, OH

Tue Jun 09 2015, 7:11 PM - 10:14 PM EDT

Att. 11,425 - Clear - 72 F

livebaseballscorecards.com

AB	35
R	2
H	8
RBI	2
BB	2
SO	3
LOB	15

Batter	1	2	3	4	5	6	7	8	9	AB	R	H	RBI	BB	SO	LOB
20 Logan Morrison, L (1, 3) OBP: 0.329, SLG: 0.392	C F FF 93 B CH 84 S FC 84 1-3 ① K		F CH 84 B FF 93 B FC 87 X FF 93 2-1 ② L8	S CH 85 F CH 83 X KC 77 0-2 1-H 2-H 2B		F FF 97 S CH 89 X FF 98 0-2 ③ F8		S CH 84 X CH 84 0-1 ① L9		5	0	1	2	0	1	3
16 Austin Jackson, R (1, 8) OBP: 0.317, SLG: 0.389 25 Rickie Weeks Jr., R (8, PH) (8, 7) OBP: 0.264, SLG: 0.250	X FF 92 0-0 2B		C FC 84 B FC 84 B FF 94 F FF 94 B KC 79 B FF 94 4-2 22 BB 15 HR 1-2 BB	S FF 94 F KC 77 C SI 94 0-3 ② K			X FF 96 0-0 ① F9	B SI 92 S SI 92 S SL 84 D CH 86 S SI 94 2-3 ② K		3 1	1 0	1 0	0 0	1 0	1 1	1 1
22 Robinson Canó, L (1, 4) OBP: 0.279, SLG: 0.325	F FF 91 F CH 85 S KC 76 0-3 ② K		B FF 94 B FF 94 F CH 87 B FF 94 B CH 87 4-1 15 HR 1-2 2-3 BB	F FC 88 F FF 94 B SL 79 B SL 76 F FF 94 C FC 89 2-3 ③ K			X FF 97 0-0 E6 15 2B	B SI 92 F CH 85 S CH 86 B SL 84 X SI 93 2-2 ③ L8		4	2	0	0	1	2	3
15 Kyle Seager, L (1, 5) OBP: 0.336, SLG: 0.482 8 Willie Bloomquist, R (7, 5) OBP: 0.193, SLG: 0.196	C FC 85 F FF 93 B CH 85 F KC 77 D KC 77 B SI 94 X FF 95 3-2 ③ G6-3		B FC 85 F FF 95 X FF 95 1-1 1-H 2-H 3-H HR	C FC 92 X FC 89 0-1 ① G3-1			B FF 98 B CH 90 X FF 96 2-0 7 2B 2-H 2B		B FC 93 X FC 92 1-0 ① F9	4 1	2 0	2 0	5 0	0 0	0 0	1 0
7 Seth Smith, L (1, 10) OBP: 0.339, SLG: 0.494		B FF 92 B CH 85 C FF 92 B FF 94 S CH 87 F FF 93 X CH 86 3-2 ① L7	B CH 87 B FF 96 B FF 95 C FF 95 C FF 95 B FF 95 4-2 BB	C FC 89 B FC 90 C FC 90 B FC 90 B FF 94 S FF 94 3-3 ② K			C FF 97 B CH 89 X FF 97 1-1 35 1B 2-H 2B		C FC 92 C FC 91 B CH 86 B FC 92 F FC 91 F FC 92 B SL 81 B FC 92 4-2 13 BB BB	3	1	1	1	2	1	0
35 Mark Trumbo, R (1, 9) OBP: 0.278, SLG: 0.457		B FF 93 C FC 86 X FC 83 1-1 ② G6-3	C FF 95 B FC 87 X FF 94 1-1 ③ F9	C FF 94 X FC 90 0-1 ③ P5			X FF 98 0-0 13 FC1-6 2-H 1B		F FC 92 B FC 92 B FC 92 X FC 92 2-1 ② L4	5	0	1	1	0	0	2
13 Dustin Ackley, L (1, 7) (8, 8) OBP: 0.257, SLG: 0.328		B FF 91 C FF 93 B FF 92 F CH 86 C KC 77 2-3 ③ K		C FF 94 F FC 84 X FF 94 0-2 5 BB 20 2B 1B		C FF 96 B FF 97 X CH 88 1-1 ① P6	C CH 90 C FF 97 X CH 91 0-2 ② FC1-6 1-2f		C FC 94 B FC 92 B FC 93 D FC 92 B FC 91 4-1 1-2 BB	4	1	1	0	1	1	1
3 Mike Zunino, R (1, 2) OBP: 0.237, SLG: 0.335 2 Jesús Sucre, R (9, 2) OBP: 0.059, SLG: 0.059			F FC 84 B FF 92 B FC 83 F FF 93 B SI 94 B FF 96 4-2 22 BB 15 HR 16 WP BB	C FF 93 S FC 84 1 SAFE C KC 76 0-3 ① K		F FF 97 B FF 96 X FF 97 1-1 ② 1B	C SL 85 B FF 97 B FF 97 F FF 94 B SL 86 S FF 97 3-3 ③ K		T FC 91 S FC 91 B FC 92 S FC 92 1-3 ③ K	4 0	1 0	1 0	0 0	1 0	3 0	4 0
5 Brad Miller, L (1, 6) OBP: 0.319, SLG: 0.408			B FF 94 B CH 86 C FF 94 B FF 93 1 SAFE X FF 93 3-1 ① F8	B FF 93 B FF 93 B FF 93 C FF 92 F FF 94 1 SAFE B FF 93 4-2 20 2B 1-2 BB		S FF 98 X FF 98 0-1 1B		B SI 90 S CH 83 X SI 92 1-1 1B		3	1	2	0	1	0	1

TOP

Seattle Mariners @ Cleveland Indians

Progressive Field, Cleveland, OH

Wed Jun 10 2015, 7:12 PM - 10:16 PM EDT

Att. 12,305 - Partly Cloudy - 88 F

livebaseballscorecards.com

AB	37
R	9
H	10
RBI	9
BB	7
SO	10
LOB	17

Inning Stats	1	2	3	4	5	6	7	8	9	1B: 5 SF: 0	WP: 1 PA: 44
	R: 0 H: 1 E: 0 LOB: 1 K: 2 BB: 0 S: 11 P: 15	R: 0 H: 0 E: 0 LOB: 0 K: 1 BB: 0 S: 9 P: 15	R: 4 H: 1 E: 0 LOB: 1 K: 0 BB: 4 S: 15 P: 38	R: 2 H: 2 E: 0 LOB: 1 K: 3 BB: 1 S: 18 P: 24	R: 0 H: 0 E: 0 LOB: 0 K: 1 BB: 0 S: 7 P: 10	R: 0 H: 2 E: 0 LOB: 1 K: 0 BB: 0 S: 9 P: 11	R: 3 H: 3 E: 1 LOB: 1 K: 1 BB: 0 S: 12 P: 18	R: 0 H: 1 E: 0 LOB: 1 K: 1 BB: 0 S: 10 P: 15	R: 0 H: 0 E: 0 LOB: 2 K: 1 BB: 2 S: 11 P: 23	2B: 4 SAC: 0 3B: 0 DP: 0 HR: 1 HBP: 0	PB: 0 SB: 0 CS: 0

PITCHER		IP	WLS	BF	H	R	ER	SO	BB	IBB	HBP	BLK	WP	HR	S	P	ERA	WHIP
47 Trevor Bauer, R ERA: 3.53	(1, 1)	3.2	L	20	4	6	6	5	5	0	0	0	1	1	49	86	14.73	2.455
50 Nick Hagadone, L ERA: 3.74	(4, 1)	1.1		4	0	0	0	2	0	0	0	0	0	0	11	16	0.00	0.000
49 Austin Adams, R ERA: 2.38	(6, 1)	2.0		11	5	3	2	1	0	0	0	0	0	0	21	29	9.00	2.500
54 Ryan Webb, R ERA: 1.02	(8, 1)	1.0		4	1	0	0	1	0	0	0	0	0	0	10	15	0.00	1.000
27 Bryan Shaw, R ERA: 2.29	(9, 1)	1.0		5	0	0	0	1	2	0	0	0	0	0	11	23	0.00	2.000

PITCHER	IP	WLS	BF	H	R	ER	SO	BB	IBB	HBP	BLK	WP	HR	S	P	ERA	WHIP

Batter	1	2	3	4	5	6	7	8	9	AB	R	H	RBI	BB	SO	LOB
22 Jason Kipnis, L (1, 4) OBP: 0.410, SLG: 0.511	C FF 93 B FF 94 F FF 94 F FS 90 S FF 95 1-3 K ①		B FF 93 F FF 93 F FF 94 B FS 90 B FF 94 B FF 94 4-2 41 G4-6-3 BB	B FF 94 B FS 89 X FF 94 2-0 G6-3 ③			B FF 89 L FF 88 F FF 89 B FF 90 F FF 89 F FF 90 S CU 72 2-3 K ①		C SI 93 B SI 94 S CH 81 X FF 95 1-2 39 G6-3 1-3 2B	4	0	1	0	1	2	2
41 Carlos Santana, S (1, 3) OBP: 0.381, SLG: 0.385	C FF 93 B CU 75 B FS 88 F FF 94 X FF 95 2-2 23 G3 2B		C FF 92 X FF 93 0-1 G4-6-3 ①② 1-2f		F FF 94 B FS 89 B FF 94 B FF 94 C FF 94 B FF 93 4-2 44 1B BB		C SI 85 X SI 85 0-1 G4-3 ②		B SI 96 B CH 82 F SI 94 B CH 82 F SI 96 C CH 80 3-3 K ①	4	0	1	0	1	1	3
23 Michael Brantley, L (1, 7) OBP: 0.379, SLG: 0.458 39 Gio Urshela, R (8, 5)	C FF 94 F FS 89 X FF 95 0-2 G3 ② 2-3		C FF 94 B FF 94 X FF 94 1-1 2B		X FF 93 0-0 P4 ①		B CU 71 X FF 88 1-0 G4-3 ③		B FF 94 X SI 97 1-0 G6-3 ② 2-3 3-H	4 1	0 0	1 1	0 0	0 1	0 0	2 1
44 Brandon Moss, L (1, 9) OBP: 0.321, SLG: 0.477	X FF 93 0-0 F8 ③		F FS 89 B FS 89 F FF 94 S FF 95 1-3 K ③		C FS 87 F FF 94 F FF 94 X FS 87 0-2 10 FC5-4 1-2 1B			F FF 88 S SL 79 B SL 82 F SL 81 B FF 90 X FF 88 2-2 7 1B 6 G3 2B	B FF 94 X FF 95 1-0 P5 ③	5	1	2	0	0	1	3
7 David Murphy, L (1, 10) OBP: 0.369, SLG: 0.471		B FF 94 C FF 92 C FF 94 B FS 90 X FF 95 2-2 G4-3 ①	C FF 91 C FF 93 X FF 94 0-2 10 1B 24 E 1B	C FS 86 F FF 93 F FF 94 S FS 89 0-3 K ②				B FF 88 C FF 88 S SL 79 X SL 80 1-2 6 G3 2-3 1B		4	1	2	0	0	1	2
10 Yan Gomes, R (1, 2) OBP: 0.257, SLG: 0.358 55 Roberto Pérez, R (9, 2) OBP: 0.330, SLG: 0.359		C FF 95 B FS 90 X FF 94 1-1 6 E 1B	X FC 88 0-0 24 FC3-6 1-2 1B	C FF 94 X FF 94 0-1 FC5-4 ③ 1-2f				C SI 86 F SI 83 X CH 79 0-2 P3 ①	4 0	0 0	2 0	0 0	0 0	0 0	4 0
6 Zach Walters, S (1, 5) OBP: 0.095, SLG: 0.095 (8, 7)		S FS 88 X FS 88 0-1 E9 1-3 1B	C FF 94 F FS 88 T FF 95 0-2 K ①	X FF 92 0-0 L8 ①			B SI 86 X SI 84 1-0 G3 ② 1-2 3-H		4	0	1	1	0	1	3
24 Michael Bourn, L (1, 8) OBP: 0.315, SLG: 0.299		S FS 88 S FS 88 B FF 96 B FF 94 B FS 89 S FS 89 3-3 K ②	B FF 94 C FF 94 X FS 89 1-1 FC3-6 4 1B 1-2f 2-H	B FF 91 B FF 92 F FF 92 B FF 92 X FF 92 3-1 F8 ②			B FF 88 F FF 88 X SL 79 1-1 F8 ③		4	0	0	0	0	1	4
4 Mike Aviles, R (1, 6) OBP: 0.331, SLG: 0.405		C FF 95 B FS 89 X FF 95 1-1 P2 ③	B FC 89 B FF 95 X FF 94 2-0 1-3 1B	C FF 94 F FF 95 B FC 90 F FF 96 S FS 89 1-3 K ③				B SI 90 C FF 92 F SI 93 X CH 83 1-2 22 2B 39 G6-3 1B	4	1	2	0	0	1	2
Inning Stats	R: 0 E: 0 K: 1 S: 11 H: 1 LOB: 1 BB: 0 P: 14	R: 0 E: 1 K: 1 S: 12 H: 2 LOB: 2 BB: 0 P: 19	R: 0 E: 0 K: 1 S: 9 H: 1 LOB: 1 BB: 1 P: 15	R: 1 E: 1 K: 1 S: 11 H: 3 LOB: 2 BB: 0 P: 16	R: 0 E: 0 K: 1 S: 13 H: 1 LOB: 2 BB: 1 P: 17	R: 0 E: 0 K: 1 S: 7 H: 0 LOB: 0 BB: 0 P: 11	R: 0 E: 0 K: 1 S: 8 H: 0 LOB: 0 BB: 0 P: 11	R: 1 E: 0 K: 0 S: 13 H: 2 LOB: 1 BB: 0 P: 18	R: 1 E: 0 K: 1 S: 11 H: 2 LOB: 1 BB: 0 P: 18	1B: 8 2B: 4 3B: 0 HR: 0	SF: 0 SAC: 0 DP: 1 HBP: 0			WP: 0 PB: 0 SB: 0 CS: 0	PA: 40		

PITCHER	IP	WLS	BF	H	R	ER	SO	BB	IBB	HBP	BLK	WP	HR	S	P	ERA	WHIP
44 Taijuan Walker, R (1, 1) ERA: 5.4	6.0	W	27	8	1	1	6	2	0	0	0	0	0	63	92	1.50	1.667
97 Joe Beimel, L (7, 1) ERA: 3.07	2.0		8	2	1	1	1	0	0	0	0	0	0	21	29	4.50	1.000
56 Fernando Rodney, R (9, 1) ERA: 7.03	1.0		5	2	1	1	1	0	0	0	0	0	0	11	18	9.00	2.000

PITCHER	IP	WLS	BF	H	R	ER	SO	BB	IBB	HBP	BLK	WP	HR	S	P	ERA	WHIP

BOTTOM

Seattle Mariners @ Cleveland Indians

Progressive Field, Cleveland, OH

Wed Jun 10 2015, 7:12 PM - 10:16 PM EDT

Att. 12,305 - Partly Cloudy - 88 F

livebaseballscorecards.com

AB	38
R	3
H	12
RBI	2
BB	2
SO	8
LOB	26

Seattle Mariners @ Cleveland Indians

Progressive Field, Cleveland, OH

Thu Jun 11 2015, 12:12 PM - 2:50 PM EDT

Att. 15,316 - Cloudy - 72 F

livebaseballscorecards.com

TOP

Batter	1	2	3	4	5	6	7	8	9	AB	R	H	RBI	BB	SO	LOB
20 Logan Morrison, L (1, 3) OBP: 0.328, SLG: 0.387	C FF 84 B FF 84 F FC 83 S CH 78 1-3 ① K			C SI 83 B CH 78 B CH 78 C FF 85 H FF 85 3-2 ① 15 WP 16 WP HBP		B FF 84 B FF 85 X FF 86 2-0 ② F9			B FF 94 F FF 95 X CH 87 1-1 ① F7	3	0	0	0	0	1	0
16 Austin Jackson, R (1, 8) OBP: 0.310, SLG: 0.379	C FC 84 F FC 82 B FC 81 B FC 80 B CU 71 X SL 79 3-2 ② F8			B FF 84 C SL 79 1 SAFE F SI 84 D SL 79 F FC 82 B FF 84 F FC 81 X FC 83 3-2 ① F8 1-2		C FC 84 X CU 71 0-1 ③ G5-3			F FF 95 C CH 88 B KC 86 S FF 96 1-3 ② K	4	0	0	0	0	1	1
22 Robinson Canó, L (1, 4) OBP: 0.279, SLG: 0.328	B FC 84 C SI 84 B SI 84 C FF 86 B CH 80 F FC 85 C FC 84 3-3 ③ K			X FC 84 0-0 ② F8			C CH 83 S CU 71 F CH 78 B CH 79 B FF 85 X FC 85 2-2 2B		C KC 86 X CH 88 0-1 ③ G5-3	4	0	1	0	0	1	1
15 Kyle Seager, L (1, 5) OBP: 0.332, SLG: 0.475		B CH 83 C SI 84 B CU 70 C FC 82 X CH 76 2-2 ① G3		B FF 85 S CH 78 C FC 84 F CU 71 B CH 72 B FC 85 X FF 85 3-2 ③ G6-3 2-3			F CH 83 F CU 71 X FC 84 0-2 ① F9			3	0	0	0	0	0	2
7 Seth Smith, L (1, 9) OBP: 0.333, SLG: 0.485		C SI 84 B SI 85 B CU 72 F FC 83 B CU 72 F FF 86 C FF 86 3-3 ② K			C CH 78 B FF 85 F CU 71 B FF 84 F FF 85 X CH 80 2-2 ① F7		T FF 84 B FC 83 C CU 71 F CH 83 D CU 71 S CH 80 2-3 ② K			3	0	0	0	0	2	1
35 Mark Trumbo, R (1, 10) OBP: 0.278, SLG: 0.455		B FC 83 S FC 83 B FF 86 S FC 82 C FC 83 2-3 ③ K			S FC 81 B FC 81 X CH 79 1-1 13 G4-3 1B		X FC 81 0-0 ③ F9			3	0	1	0	0	1	1
13 Dustin Ackley, L (1, 7) OBP: 0.252, SLG: 0.321			C FF 83 B SI 84 X CH 79 1-1 ① G4-3		C FF 85 X SI 85 0-1 ② G4-3 1-2			B FF 94 S FF 93 B CU 78 X FF 94 2-1 ① F9		3	0	0	0	0	0	1
3 Mike Zunino, R (1, 2) OBP: 0.233, SLG: 0.329			B FF 84 C FC 81 T FC 84 X FC 82 1-2 ② F7		S FC 82 B FC 82 S FC 82 X FC 83 1-2 ③ L9			C FF 95 C CU 81 B FF 95 C FF 95 1-3 ② K		3	0	0	0	0	1	1
5 Brad Miller, L (1, 6) OBP: 0.314, SLG: 0.401			C CU 70 S CU 67 B FF 85 B FF 85 B SI 86 X FF 86 3-2 ③ F8			C CH 78 X FC 84 0-1 ① G3-1		C CU 79 X FF 94 0-1 ③ F7		3	0	0	0	0	0	0
Inning Stats	R: 0 E: 0 K: 2 S: 10 H: 0 LOB: 0 BB: 0 P: 17	R: 0 E: 0 K: 2 S: 10 H: 0 LOB: 0 BB: 0 P: 17	R: 0 E: 0 K: 0 S: 8 H: 0 LOB: 0 BB: 0 P: 13	R: 0 E: 0 K: 0 S: 12 H: 0 LOB: 1 BB: 0 P: 21	R: 0 E: 0 K: 0 S: 11 H: 1 LOB: 1 BB: 0 P: 15	R: 0 E: 0 K: 0 S: 5 H: 0 LOB: 0 BB: 0 P: 7	R: 0 E: 0 K: 1 S: 12 H: 1 LOB: 1 BB: 0 P: 16	R: 0 E: 0 K: 1 S: 7 H: 0 LOB: 0 BB: 0 P: 10	R: 0 E: 0 K: 1 S: 7 H: 0 LOB: 0 BB: 0 P: 9	1B: 1 2B: 1 3B: 0 HR: 0 SF: 0 SAC: 0 DP: 0 HBP: 1	WP: 2 PB: 0 SB: 0 CS: 0 PA: 30					

	AB	29
	R	0
	H	2
	RBI	0
	BB	0
	SO	7
	LOB	8

PITCHER		IP	WLS	BF	H	R	ER	SO	BB	IBB	HBP	BLK	WP	HR	S	P	ERA	WHIP
38 Shaun Marcum, R ERA: 4.09	(1, 1)	7.0	W	24	2	0	0	5	0	0	1	0	2	0	68	106	0.00	0.286
34 Zach McAllister, R ERA: 3.67	(8, 1)	1.0		3	0	0	0	1	0	0	0	0	0	0	7	10	0.00	0.000
37 Cody Allen, R ERA: 4.62	(9, 1)	1.0		3	0	0	0	1	0	0	0	0	0	0	7	9	0.00	0.000

PITCHER	IP	WLS	BF	H	R	ER	SO	BB	IBB	HBP	BLK	WP	HR	S	P	ERA	WHIP

Batter	1	2	3	4	5	6	7	8	9	AB	R	H	RBI	BB	SO	LOB
4 Mike Aviles, R (1, 6) OBP: 0.336, SLG: 0.398	C FF 90 B SI 90 B FF 91 B FF 91 B FF 91 4-1 9 FC5-4 23 1B BB	C FF 92 D CU 78 B CH 85 B FF 92 B FF 91 4-1 41 FC5-4 1-2 BB	X FF 95 0-0 ③ F7			C SL 84 B CH 82 X SL 86 1-1 ①② G4-6-3 1-2f				2	0	0	0	2	0	2
41 Carlos Santana, S (1, 3) OBP: 0.374, SLG: 0.376	C FF 91 S CH 85 F FF 92 X FF 92 0-2 ① F7	B FF 92 S FF 92 X CH 86 1-1 ③ FC5-4 1-2f		S SI 92 M CH 82 X CU 74 0-2 ① G6-3		C SL 86 F CH 83 B CU 80 S SL 86 1-3 ③ K				4	0	0	0	0	1	3
23 Michael Brantley, L (1, 8) OBP: 0.381, SLG: 0.459 (8, 7)	F FF 91 C FF 92 1 SAFE B SL 86 B SL 85 X FF 93 2-2 9 FC5-4 1-2 1B		B FF 92 S SL 82 S CU 77 X CU 78 1-2 9 1B 44 1B 1B	C CH 84 T SI 94 S FF 95 0-3 ② K			C SL 83 F SL 87 B SL 84 B SL 85 F SL 87 X SL 83 2-2 ① G4-3			4	1	2	0	0	1	0
9 Ryan Raburn, R (1, 7) OBP: 0.366, SLG: 0.533 24 Michael Bourn, L (8, 8) OBP: 0.315, SLG: 0.299	B FF 93 C FF 91 S CU 78 B CH 85 F FF 93 F FF 92 F FF 93 B CU 79 X CH 85 3-2 ② FC5-4 1-2f 2-3		X SI 90 0-0 44 1B 39 1B 1-2 1B	F SL 88 B FF 94 F FF 94 X CU 76 1-2 G5-3			B FF 90 S FF 89 B CH 84 X CH 84 2-1 ② P4			4 0	1 0	1 0	0 0	0 0	0 0	2 0
10 Yan Gomes, R (1, 10) OBP: 0.243, SLG: 0.338	B CU 79 F FF 92 B FF 92 F FF 93 F FF 93 S CU 78 2-3 ③ K		B FF 92 F FF 92 F CH 84 D FF 93 S CU 79 2-3 ① K		X SI 89 0-0 ① F7		C SL 87 C CH 84 B CU 81 F SL 86 S CH 84 1-3 ③ K			4	0	0	0	0	3	4
44 Brandon Moss, L (1, 9) OBP: 0.329, SLG: 0.485		B FF 90 B FF 90 B FF 91 C FF 90 C FF 92 F FF 92 F FF 93 X FF 92 3-2 6 1B 2B	X CU 78 0-0 6 PB 39 1B 55 1B 1-3 2-H 1B		S SL 85 B SL 87 F FF 90 S SL 86 1-3 ② K			B SI 90 B SI 90 B SI 92 B FF 93 4-0 39 G4-6-3 BB		3	2	2	1	1	1	0
39 Gio Urshela, R (1, 5) OBP: 0.250, SLG: 0.625	B CU 78 T FF 91 C FF 92 F FF 93 F FF 92 D CU 78 B FF 92 C FF 92 3-3 ① K		F FF 93 B SL 83 S FF 94 X FF 95 1-2 6 PB 55 1B 1-2 3-H 1B		C SL 86 F SL 84 X FF 90 0-2 HR			B CH 78 C SI 93 B CH 80 X SI 93 2-1 ①② G4-6-3 1-2f		4	2	2	2	0	1	2
6 Zach Walters, S (1, 4) OBP: 0.120, SLG: 0.120	F CH 84 F FF 92 F CU 78 F CU 78 D CH 84 X FF 92 1-2 4 BB 2-H 1B		B CH 86 S SI 94 F CH 84 S SI 96 1-3 ② K 1-2 2-3		C SL 84 F FF 89 S CU 81 0-3 ③ K2-3			S CH 79 B CH 80 T SI 94 C CH 81 1-3 ③ K		4	0	1	1	0	3	2
55 Roberto Pérez, R (1, 2) OBP: 0.339, SLG: 0.368		C FF 93 B CU 78 B FF 92 F FF 92 F CH 86 B FF 93 1 SAFE X FF 93 3-2 ② F7	C SL 88 S SL 86 B SL 89 X FF 95 1-2 2-H 3-H 1B			X SI 88 0-0 4 G4-6-3 1B				3	0	2	2	0	0	1
Inning Stats	R: 0 E: 0 K: 1 S: 18 H: 1 LOB: 2 BB: 1 P: 29	R: 1 E: 0 K: 1 S: 22 H: 2 LOB: 2 BB: 1 P: 37	R: 4 E: 0 K: 2 S: 18 H: 5 LOB: 1 BB: 0 P: 24	R: 0 E: 0 K: 1 S: 9 H: 0 LOB: 0 BB: 0 P: 10	R: 1 E: 0 K: 2 S: 10 H: 1 LOB: 0 BB: 0 P: 11	R: 0 E: 0 K: 1 S: 6 H: 1 LOB: 0 BB: 0 P: 8	R: 0 E: 0 K: 1 S: 10 H: 0 LOB: 0 BB: 0 P: 15	R: 0 E: 0 K: 1 S: 5 H: 0 LOB: 0 BB: 1 P: 12		1B: 8 2B: 1 3B: 0 HR: 1 SF: 0 SAC: 0 DP: 2 HBP: 0						

PITCHER	IP	WLS	BF	H	R	ER	SO	BB	IBB	HBP	BLK	WP	HR	S	P	ERA	WHIP
33 J.A. Happ, L (1, 1) ERA: 3.72	2.1	L	15	6	4	4	3	2	0	0	0	0	0	48	77	15.43	3.429
54 Tom Wilhelmsen, R (3, 1) ERA: 2.2	1.2		7	2	1	0	2	0	0	0	0	0	0	19	23	0.00	1.200
38 Vidal Nuño, L (5, 1) ERA: 1.96	3.0		10	2	1	1	4	0	0	0	0	0	1	26	34	3.00	0.667
56 Fernando Rodney, R (8, 1) ERA: 6.75	1.0		3	0	0	0	1	1	0	0	0	0	0	5	12	0.00	1.000

PITCHER	IP	WLS	BF	H	R	ER	SO	BB	IBB	HBP	BLK	WP	HR	S	P	ERA	WHIP

BOTTOM

Seattle Mariners @ Cleveland Indians

Progressive Field, Cleveland, OH

Thu Jun 11 2015, 12:12 PM - 2:50 PM EDT

Att. 15,316 - Cloudy - 72 F

livebaseballscorecards.com

AB	32
R	6
H	10
RBI	6
BB	3
SO	10
LOB	16

Cleveland Indians @ Detroit Tigers

Comerica Park, Detroit, MI

Fri Jun 12 2015, 7:09 PM - 9:33 PM EDT

Att. 35,379 - Cloudy - 74 F

TOP

livebaseballscorecards.com

Batter	1	2	3	4	5	6	7	8	9	AB	R	H	RBI	BB	SO	LOB
22 Jason Kipnis, L (1, 4) OBP: 0.408, SLG: 0.506	C SI 92 X SI 92 0-1 ① G3-1		C FF 95 X FC 89 0-1 41 G4-6-3 1-2 1B			F FF 93 L CH 85 S FF 95 0-3 ① K			B KC 78 F SI 92 B FF 92 X CH 84 2-1 ① G3	4	0	1	0	0	1	1
41 Carlos Santana, S (1, 3) OBP: 0.368, SLG: 0.368	C FF 93 C KC 79 S FF 93 0-3 ② K		B FF 95 F SI 95 B FF 96 X FC 89 2-1 ②③ G4-6-3 1-2f			1 SAFE B FF 94 X CH 85 1-0 ②③ G6-4-3 1-2f			X FF 92 0-0 ② G5-3	4	0	0	0	0	1	3
23 Michael Brantley, L (1, 8) OBP: 0.383, SLG: 0.465	C FF 94 X FF 94 0-1 1B			C KC 80 X FC 86 0-1 ① F7			C SI 92 X CH 83 0-1 2B		C SI 92 F CH 84 X FF 94 0-2 ③ G5-3	4	0	2	0	0	0	0
9 Ryan Raburn, R (1, 7) OBP: 0.356, SLG: 0.516	F SI 94 S CH 86 X SI 96 0-2 ③ F9			B FF 95 C KC 80 F CH 85 B KC 80 B FF 95 X SI 96 3-2 ② F9			C SI 93 S FF 95 B SI 95 B SI 94 D CH 86 C FF 95 3-3 ① K			3	0	0	0	0	1	2
33 Nick Swisher, S (1, 10) OBP: 0.261, SLG: 0.297		X FF 92 0-0 ① P4		B KC 80 X CH 87 1-0 ③ F9			B FF 94 C FF 94 F FF 95 B SI 95 X FF 96 2-2 ② F8			3	0	0	0	0	0	1
10 Yan Gomes, R (1, 2) OBP: 0.234, SLG: 0.324		C FF 93 B KC 79 S CH 84 S FF 94 1-3 ② K			C KC 78 F FF 94 S CH 85 0-3 ① K		B SI 95 X CH 84 1-0 ③ F8			3	0	0	0	0	2	1
44 Brandon Moss, L (1, 9) OBP: 0.329, SLG: 0.482		C FF 94 B KC 80 C KC 79 B SI 95 B FF 95 S FF 96 3-3 ③ K			X FF 94 0-0 39 G6-4-3 1B			S CH 83 S CH 84 B FF 94 S SI 94 1-3 ① K		3	0	1	0	0	2	0
39 Gio Urshela, R (1, 5) OBP: 0.273, SLG: 0.545			C SI 92 B SI 94 S CH 85 S CH 86 1-3 ① K		X FF 94 0-0 ②③ G6-4-3 1-2f			C KC 80 X CH 84 0-1 4 G4-6-3 1B		3	0	1	0	0	1	1
4 Mike Aviles, R (1, 6) OBP: 0.344, SLG: 0.405			C SI 96 C FF 95 B CH 88 X FC 90 1-2 22 1B 1B			C CH 83 B FF 93 X KC 79 1-1 41 G6-4-3 1B		C SI 94 D CH 86 B FF 93 B FF 95 S CH 86 X SI 96 3-2 ②③ G4-6-3 1-2f		3	0	2	0	0	0	1
Inning Stats	R: 0 E: 0 K: 1 S: 10 H: 1 LOB: 1 BB: 0 P: 10	R: 0 E: 0 K: 2 S: 7 H: 0 LOB: 0 BB: 0 P: 11	R: 0 E: 0 K: 1 S: 10 H: 2 LOB: 1 BB: 0 P: 14	R: 0 E: 0 K: 0 S: 6 H: 0 LOB: 0 BB: 0 P: 10	R: 0 E: 0 K: 1 S: 5 H: 1 LOB: 0 BB: 0 P: 5	R: 0 E: 0 K: 1 S: 6 H: 1 LOB: 0 BB: 0 P: 8	R: 0 E: 0 K: 1 S: 9 H: 1 LOB: 1 BB: 0 P: 15	R: 0 E: 0 K: 1 S: 8 H: 1 LOB: 0 BB: 0 P: 12	R: 0 E: 0 K: 0 S: 6 H: 0 LOB: 0 BB: 0 P: 8	1B: 6 2B: 1 3B: 0 HR: 0 SF: 0 SAC: 0 DP: 4 HBP: 0						

	AB	30
	R	0
	H	7
	RBI	0
	BB	0
	SO	8
	LOB	10

PITCHER	IP	WLS	BF	H	R	ER	SO	BB	IBB	HBP	BLK	WP	HR	S	P	ERA	WHIP
14 David Price, L (1, 1) ERA: 2.44	9.0	W	30	7	0	0	8	0	0	0	0	0	0	67	93	0.00	0.778

PITCHER	IP	WLS	BF	H	R	ER	SO	BB	IBB	HBP	BLK	WP	HR	S	P	ERA	WHIP

Batter	1	2	3	4	5	6	7	8	9	AB	R	H	RBI	BB	SO	LOB
20 Rajai Davis, R (1, 10) OBP: 0.345, SLG: 0.423	C FF 95 S FF 93 F FF 94 B CH 86 X FF 97 1-2 3 S 52 G1-3-2 1B	B FF 96 F FF 94 F FF 96 F FF 94 B SI 96 F SL 87 B CU 80 X FF 97 3-2 ③ F8			B SI 94 1 SAFE S SI 93 X FF 93 1-1 1-2 24 HR 1B		C SI 92 F SI 94 X CU 83 0-2 ① G5-3		4	1	2	0	0	0	0
3 Ian Kinsler, R (1, 4) OBP: 0.350, SLG: 0.370	C FF 93 1 SAFE 1 SAFE B FF 92 B FF 96 B SI 95 X FF 96 3-1 ① F7 1-2	C SL 84 B FF 96 B SI 94 C SL 86 B FF 96 F SL 85 F FF 97 X SI 98 3-2 ① G5-3			S FF 94 B SI 95 S CH 85 S CH 86 1-3 ① K		B SI 93 X SI 94 1-0 24 2B 1B		4	1	1	0	0	1	3
24 Miguel Cabrera, R (1, 3) OBP: 0.436, SLG: 0.577	B FF 93 D SL 84 S FF 93 B FF 95 S FF 96 B FF 96 4-2 52 G1-3-2 BB	F FF 97 B FF 96 B CU 79 S SL 86 B FF 94 S FF 97 3-3 ② K			X FF 93 0-0 1-H 2-H HR		C SI 93 B CU 82 X SI 93 1-1 1-H 2B		3	1	2	4	1	1	0
52 Yoenis Cespedes, R (1, 7) OBP: 0.337, SLG: 0.507	B SI 94 S FF 96 X SI 94 1-1 ②③ G1-3-2 1-2 2-Hf	B FF 94 C SI 96 S CH 88 X FF 94 1-2 1B			B FF 95 C SL 86 F CH 88 S CH 87 1-3 ② K		C SI 94 C SI 94 X CU 83 0-2 ② G6-3		4	0	1	0	0	1	3
18 Tyler Collins, L (1, 9) OBP: 0.348, SLG: 0.488 28 J.D. Martinez, R (8, PH) OBP: 0.320, SLG: 0.444 (9, 9)		X SI 95 0-0 ① F7		T SI 93 X FF 96 0-1 ③ F7		B CU 77 F SI 94 F SI 94 S CH 86 1-3 ③ K		I IN 64 I IN 69 I IN 70 I IN 74 4-0 IBB		3 0	0 0	0 0	0 0	0 1	1 0	1 0
9 Nick Castellanos, R (1, 5) OBP: 0.277, SLG: 0.343 17 Andrew Romine, S (8, 5) OBP: 0.386, SLG: 0.325		C FF 94 S SL 85 B FF 96 B FF 95 S CH 87 2-3 ② K	S SL 84 C FF 96 B FF 94 B FF 96 B FF 94 F FF 96 F FF 96 F FF 96 X FF 95 3-2 ① F9			B FF 93 X SI 92 1-0 ① F9	X FF 92 0-0 ③ G6-3		3 1	0 0	0 0	0 0	0 0	1 0	0 2
34 James McCann, R (1, 2) OBP: 0.301, SLG: 0.412		B FF 97 C FF 95 X SI 94 1-1 ③ G5-3	X SL 86 0-0 ② L7			X FF 93 0-0 3B				3	0	1	0	0	0	0
1 Jose Iglesias, R (1, 6) OBP: 0.377, SLG: 0.406		C SI 93 X CH 85 0-1 ① P2	C SI 96 B FF 96 B CH 86 F FF 96 F FF 93 X CH 86 2-2 12 CS 1B			C FF 92 C SI 94 X FF 94 0-2 ② G6-3				3	0	1	0	0	0	1
12 Anthony Gose, L (1, 8) OBP: 0.326, SLG: 0.394		X SI 95 0-0 ② G4-3	1 SAFE M SI 93 0-1 ③ CS 1-2		F SI 92 B CU 78 X SI 95 1-1 20 1B 24 HR 1B	F FF 94 B CH 84 B CH 84 F SI 94 S SL 85 2-3 ③ K				3	1	1	0	0	1	1
Inning Stats	R: 0 E: 0 K: 0 S: 10 H: 1 LOB: 1 BB: 1 P: 19	R: 0 E: 0 K: 1 S: 6 H: 0 LOB: 0 BB: 0 P: 9	R: 0 E: 0 K: 0 S: 8 H: 0 LOB: 0 BB: 0 P: 11	R: 0 E: 0 K: 1 S: 13 H: 1 LOB: 1 BB: 0 P: 20	R: 0 E: 0 K: 0 S: 12 H: 1 LOB: 0 BB: 0 P: 17	R: 3 E: 0 K: 3 S: 14 H: 3 LOB: 0 BB: 0 P: 19	R: 0 E: 0 K: 1 S: 8 H: 1 LOB: 1 BB: 0 P: 11	R: 1 E: 0 K: 0 S: 10 H: 2 LOB: 2 BB: 1 P: 16		1B: 6 2B: 2 3B: 1 HR: 1	SF: 0 SAC: 0 DP: 1 HBP: 0			WP: 0 PB: 0 SB: 1 CS: 1	PA: 34	

PITCHER		IP	WLS	BF	H	R	ER	SO	BB	IBB	HBP	BLK	WP	HR	S	P	ERA	WHIP
31 Danny Salazar, R ERA: 3.54	(1, 1)	7.0	L	27	7	3	3	6	1	0	0	0	0	1	71	106	3.86	1.143
20 C.C. Lee, R ERA: 13.5	(8, 1)	0.2		4	2	1	1	0	0	0	0	0	0	0	9	11	13.50	3.000
50 Nick Hagadone, L ERA: 3.68	(8, 1)	0.1		2	0	0	0	0	0	1	0	0	0	0	1	5	0.00	0.000

PITCHER	IP	WLS	BF	H	R	ER	SO	BB	IBB	HBP	BLK	WP	HR	S	P	ERA	WHIP

BOTTOM

Cleveland Indians @ Detroit Tigers

Comerica Park, Detroit, MI

Fri Jun 12 2015, 7:09 PM - 9:33 PM EDT

Att. 35,379 - Cloudy - 74 F

livebaseballscorecards.com

AB	31
R	4
H	9
RBI	4
BB	2
SO	6
LOB	11

Cleveland Indians @ Detroit Tigers

Comerica Park, Detroit, MI

Sat Jun 13 2015, 4:10 PM - 7:43 PM EDT

Att. 41,620 - Cloudy - 65 F

TOP

livebaseballscorecards.com

Batter	1	2	3	4	5	6	7	8	9	AB	R	H	RBI	BB	SO	LOB
22 Jason Kipnis, L (1, 4) OBP: 0.404, SLG: 0.502	S FF 92 B FF 92 X CH 85 1-1 ① G4-3		B FF 92 F CH 85 B SL 86 B FF 93 F FF 93 X SL 88 3-2 ③ G4-3		F FF 94 B FF 95 C FF 96 F CU 83 X FF 96 1-2 ② SF7 3-H		1 SAFE 1 SAFE B FF 90 B FF 92 C FF 93 X FF 92 2-1 ① 1-3 1B		B FF 94 B SL 85 B SI 94 C SI 92 F SI 93 F FF 94 X SL 86 3-2 ② P5	4	0	1	1	0	0	0
41 Carlos Santana, S (1, 3) OBP: 0.369, SLG: 0.381	B FF 92 S FF 93 C CU 81 B CU 81 S FF 94 2-3 ② K			B FF 91 B CU 79 F FF 92 F FF 92 F FF 94 X FF 94 2-2 HR	C FF 96 B CU 79 C CH 86 X FF 95 1-2 ③ L9		C CU 74 B FF 94 F CU 75 1 SAFE S SL 88 1-3 ② K		B SL 86 B SI 95 B SL 85 B SI 93 4-0 23 WP BB	4	1	1	1	1	2	4
23 Michael Brantley, L (1, 7) OBP: 0.384, SLG: 0.460	C FF 93 B CH 83 B CH 85 B FF 93 F FF 93 X FF 94 3-2 ③ F8			C FF 94 F CH 85 X CU 82 0-2 ① F7		B FC 83 X FC 82 1-0 7 3B 1B	B FF 94 X SL 87 1-0 ③ F8		B SI 92 I IN 68 I IN 71 I IN 77 4-0 1-2 IBB	4	1	1	0	1	0	2
44 Brandon Moss, L (1, 9) OBP: 0.322, SLG: 0.471		C FF 90 S CU 79 S SL 80 0-3 ① K2-3		B FF 94 X FF 93 1-0 ② F9		1 SAFE 1 SAFE X FF 89 0-0 ① L9		B CU 74 F FF 92 F FF 94 B SL 86 S SL 88 2-3 ① K	B FF 92 B SL 80 X FF 92 2-0 ③ F7	5	0	0	0	0	2	3
7 David Murphy, L (1, 10) OBP: 0.381, SLG: 0.492		B FF 91 B CH 84 C FF 92 C FF 92 F FF 93 F FF 92 B CU 81 F FF 94 X FF 94 3-2 39 FC4-6 1B		B FF 92 C FF 93 X CU 80 1-1 ③ L8		C FF 89 1 SAFE X FC 83 0-1 1-H 10 SF7 3B		H CU 74 1-0 10 2B HBP		3	2	2	1	0	0	0
10 Yan Gomes, R (1, 2) OBP: 0.235, SLG: 0.338		1 SAFE B FF 92 1 SAFE F FF 92 S CU 80 1 SAFE X FF 92 1-2 ② L6			B SL 85 F FF 91 X FF 91 1-1 ① F8	B SI 91 X SL 87 1-0 ② SF7 3-H		C SL 83 X SI 92 0-1 1-H 24 L7-4 2B		3	0	1	2	0	0	1
39 Gio Urshela, R (1, 5) OBP: 0.333, SLG: 0.462		1 SAFE 1 SAFE C FF 93 1 SAFE X FF 92 0-1 ③ FC4-6 1-2f			B CU 78 B CU 77 F FF 93 B FF 92 F FF 92 D SL 87 4-2 4 BB 24 1B 22 SF7 BB	F FF 92 X SI 91 0-1 ③ G1-3		C SI 92 D SL 85 S SL 85 B SL 85 B SL 86 F SL 85 B SL 85 4-2 BB		2	1	0	0	2	0	1
24 Michael Bourn, L (1, 8) OBP: 0.318, SLG: 0.304			F FF 92 B FF 92 C CU 80 B SL 86 X FF 94 2-2 ① F7		F FF 92 B FF 93 1 SAFE B CU 78 X FF 93 2-1 4 BB 1-2 1B		C SI 91 B SI 91 B SL 87 X SI 91 2-1 22 1B 1B	B SI 93 C SL 84 F FF 94 B FF 95 X FF 94 2-2 ②③ L7-4 2-2		4	0	2	0	0	0	2
4 Mike Aviles, R (1, 6) OBP: 0.341, SLG: 0.395			C FF 92 X SL 86 0-1 ② F8		F FF 94 B FF 96 B FF 94 B FF 95 F FF 97 B CU 81 4-2 1-2 2-3 BB		L SI 92 L SI 92 F FF 93 1 SAFE 1 SAFE X SI 91 0-2 ① P1		C SL 83 B SL 84 B SL 83 S SL 84 X SI 93 2-2 ① G6-3	3	0	0	0	1	0	1

Inning Stats	1	2	3	4	5	6	7	8	9
	R: 0 E: 0 K: 1 S: 8 H: 0 LOB: 0 BB: 0 P: 14	R: 0 E: 0 K: 1 S: 14 H: 1 LOB: 1 BB: 0 P: 18	R: 0 E: 0 K: 0 S: 8 H: 0 LOB: 0 BB: 0 P: 13	R: 1 E: 0 K: 0 S: 10 H: 1 LOB: 0 BB: 0 P: 14	R: 1 E: 0 K: 0 S: 15 H: 1 LOB: 2 BB: 2 P: 28	R: 2 E: 0 K: 0 S: 7 H: 2 LOB: 0 BB: 0 P: 9	R: 0 E: 0 K: 1 S: 12 H: 2 LOB: 2 BB: 0 P: 18	R: 1 E: 0 K: 1 S: 11 H: 1 LOB: 1 BB: 1 P: 20	R: 0 E: 0 K: 0 S: 8 H: 0 LOB: 2 BB: 2 P: 23

1B: 5	SF: 2
2B: 2	SAC: 0
3B: 1	DP: 1
HR: 1	HBP: 1
WP: 1	PA: 40
PB: 0	
SB: 0	
CS: 0	

	AB	32
	R	5
	H	8
	RBI	5
	BB	5
	SO	4
	LOB	14

PITCHER		IP	WLS	BF	H	R	ER	SO	BB	IBB	HBP	BLK	WP	HR	S	P	ERA	WHIP
35 Justin Verlander, R ERA: 3.6	(1, 1)	5.0		20	3	2	2	2	2	0	0	0	0	1	55	87	3.60	1.000
65 Blaine Hardy, L ERA: 3.33	(6, 1)	0.1	L	3	2	2	2	0	0	0	0	0	0	0	4	5	54.00	6.000
30 Alex Wilson, R ERA: 1.8	(6, 1)	1.0		4	1	0	0	0	0	0	0	0	0	0	9	12	0.00	1.000
46 Ian Krol, L ERA: 5.4	(7, 1)	1.0		5	1	1	1	2	0	0	1	0	0	0	9	16	9.00	1.000
62 Al Alburquerque, R ERA: 3.55	(8, 1)	1.1		6	1	0	0	0	2	0	0	0	0	0	15	30	0.00	2.250

PITCHER		IP	WLS	BF	H	R	ER	SO	BB	IBB	HBP	BLK	WP	HR	S	P	ERA	WHIP
32 Tom Gorzelanny, L ERA: 6.38	(9, 1)	0.1		2	0	0	0	0	0	1	0	0	1	0	1	7	0.00	0.000

Batter	1	2	3	4	5	6	7	8	9	AB	R	H	RBI	BB	SO	LOB
20 Rajai Davis, R (1, 10) OBP: 0.347, SLG: 0.444	F FF 97 X FF 97 0-1 24 1B 3B	C CH 88 1 SAFE F FF 95 B SI 96 S CU 84 1-3 ②③ K 1-2		F SI 94 C CH 88 X CU 82 0-2 1-H 2B			C FC 92 B FC 92 B FC 91 X FC 92 2-1 ① F8	B KC 87 S FF 95 C KC 88 S KC 88 1-3 ③ K		5	1	2	1	0	2	3
3 Ian Kinsler, R (1, 4) OBP: 0.343, SLG: 0.363	B SI 96 F FF 98 X CH 90 1-1 ① P6		X FF 96 0-0 ① F7	B FF 95 C CH 85 B FF 95 F SI 92 F CH 87 F CH 89 F SI 94 X CH 87 2-2 ③ G5-3			C FC 92 F FC 92 F FC 90 X SL 80 0-2 ② P4		C FF 95 F KC 87 B FF 95 S KC 88 1-3 ① K	5	0	0	0	0	1	2
24 Miguel Cabrera, R (1, 3) OBP: 0.439, SLG: 0.575	B CH 90 S SI 96 X SI 99 1-1 28 BB 52 1B 3-H 1B		B SI 97 C SL 89 F CU 85 S SI 96 1-3 ② K		B FF 94 B CU 81 F FF 94 X CH 87 2-1 E5 52 FC6-4		F FC 91 C SL 80 B FC 92 X SL 74 1-2 1B		C KC 86 F FF 96 B FF 95 B FF 96 B KC 87 B KC 86 4-2 52 1B BB	4	0	2	1	1	1	0
52 Yoenis Cespedes, R (1, 7) OBP: 0.343, SLG: 0.509	C SI 98 F SI 97 X SL 88 0-2 28 BB 1-2 1B		B FF 97 F FF 96 X CU 85 1-1 28 2B 1B		C SL 86 B CH 91 X SI 91 1-1 ① FC6-4 1-2f		C FC 91 X FC 90 0-1 ③ F8		B FF 96 X FF 95 1-0 28 G6-3 1-3 1B	5	1	3	0	0	0	2
28 J.D. Martinez, R (1, 9) OBP: 0.325, SLG: 0.463	B SI 97 F SI 97 F CH 90 B CH 90 F FF 98 F CH 90 B SI 97 D CH 91 4-2 1-2 2-3 BB		B SL 89 1 SAFE X FF 94 1-0 1-H 2B		B CH 86 1 SAFE F CH 88 1 SAFE 1 SAFE B SI 91 S CH 87 X SL 88 2-2 ② P2			B FC 90 S SL 77 X FC 90 1-1 HR	X FF 96 0-0 ②③ G6-3 1-2f	4	1	2	2	1	0	3
9 Nick Castellanos, R (1, 5) OBP: 0.272, SLG: 0.336	F FF 97 F SI 96 S CH 89 0-3 ② K		C CH 88 B SI 94 X SL 87 1-1 ③ G5-3		S CH 88 1 SAFE X SL 87 0-1 ③ F8			C FC 91 B SL 79 F FC 92 C FC 92 1-3 ① K		4	0	0	0	0	2	5
34 James McCann, R (1, 2) OBP: 0.293, SLG: 0.400	S FF 91 F FF 97 S FF 92 0-3 ③ K			B FF 96 L CH 88 F SI 96 S SL 88 1-3 ① K		C CH 87 F FF 95 S SL 88 0-3 ① K		S FC 92 B FC 91 X SL 79 1-1 ② F7		4	0	0	0	0	3	3
1 Jose Iglesias, R (1, 6) OBP: 0.385, SLG: 0.410		B FF 96 C CH 89 C CU 82 F CH 90 X CH 90 1-2 20 CS 1B		C FF 96 F SI 95 B FF 94 B SL 86 F FF 96 F CH 90 F SL 90 H SI 95 3-2 20 S 20 2B HBP		B CU 80 B FF 94 C FF 94 C FF 96 F FF 97 C SI 96 2-3 ② K		F FC 92 B FC 91 B SL 80 F FC 91 B FC 92 F FC 91 X FC 92 3-2 12 1B 1B		3	1	2	0	0	1	0
12 Anthony Gose, L (1, 8) OBP: 0.325, SLG: 0.391		1 SAFE L CH 89 X FF 96 0-1 ① F7		1 SAFE B SI 94 C CH 86 F SI 95 S CH 89 1-3 ② K		S SI 91 F SI 92 F SI 92 S SL 85 0-3 ③ K		X FF 94 0-0 1-2 1B		4	0	1	0	0	2	2
Inning Stats	R: 1 E: 0 K: 2 S: 19 H: 3 LOB: 3 BB: 1 P: 25	R: 0 E: 0 K: 1 S: 9 H: 1 LOB: 1 BB: 0 P: 11	R: 1 E: 0 K: 1 S: 9 H: 2 LOB: 1 BB: 0 P: 13	R: 1 E: 0 K: 2 S: 20 H: 1 LOB: 1 BB: 0 P: 27	R: 0 E: 1 K: 0 S: 9 H: 0 LOB: 1 BB: 0 P: 14	R: 0 E: 0 K: 3 S: 11 H: 0 LOB: 0 BB: 0 P: 13	R: 0 E: 0 K: 0 S: 11 H: 1 LOB: 1 BB: 0 P: 14	R: 1 E: 0 K: 2 S: 15 H: 3 LOB: 2 BB: 0 P: 22	R: 0 E: 0 K: 1 S: 7 H: 1 LOB: 1 BB: 1 P: 13	1B: 8 2B: 3 3B: 1 HR: 1 SF: 0 SAC: 0 DP: 2 HBP: 1						

PITCHER		IP	WLS	BF	H	R	ER	SO	BB	IBB	HBP	BLK	WP	HR	S	P	ERA	WHIP
59 Carlos Carrasco, R ERA: 4.38	(1, 1)	5.2	W	26	7	3	3	8	1	0	1	0	0	0	73	99	4.76	1.412
35 Marc Rzepczynski, L ERA: 3.14	(6, 1)	0.1	H	1	0	0	0	1	0	0	0	0	0	0	4	4	0.00	0.000
27 Bryan Shaw, R ERA: 2.53	(7, 1)	1.2	H	8	3	1	1	1	0	0	0	0	0	1	22	31	5.40	1.800
37 Cody Allen, R ERA: 4.39	(8, 1)	1.1	S	6	2	0	0	2	1	0	0	0	0	0	11	18	0.00	2.250

PITCHER	IP	WLS	BF	H	R	ER	SO	BB	IBB	HBP	BLK	WP	HR	S	P	ERA	WHIP

BOTTOM

Cleveland Indians @ Detroit Tigers

Comerica Park, Detroit, MI

Sat Jun 13 2015, 4:10 PM - 7:43 PM EDT

Att. 41,620 - Cloudy - 65 F

livebaseballscorecards.com

AB	38
R	4
H	12
RBI	4
BB	2
SO	12
LOB	20

Cleveland Indians @ Detroit Tigers

Comerica Park, Detroit, MI

Sun Jun 14 2015, 1:09 PM - 5:45 PM EDT

Att. 36,994 - Overcast - 74 F

TOP

livebaseballscorecards.com

Batter	1	2	3	4	5	6	7	8	9	AB	R	H	RBI	BB	SO	LOB
22 Jason Kipnis, L (1, 4) OBP: 0.409, SLG: 0.504	C SI 90 B FS 82 B FC 88 X FC 87 2-1 44 CS 1B			B FF 92 B SI 92 F SI 92 B FF 94 B SI 93 4-1 23 E 23 G3 BB		X FC 85 0-0 ① F7		B SI 91 B FF 92 B SI 92 C SI 91 F SI 91 X SI 92 3-2 1-2 1B		3	0	2	0	1	0	1
41 Carlos Santana, S (1, 3) OBP: 0.363, SLG: 0.374	1 SAFE F SI 91 B FS 84 1 SAFE S FS 85 S FS 85 1-3 ① K			X SI 92 0-0 ① L9		B CU 77 1 SAFE 1 SAFE X FF 89 1-0 ② P4		B SL 87 B SL 86 F SI 92 C SL 87 F SI 93 X FF 93 2-2 ③ P4		4	0	0	0	0	1	5
23 Michael Brantley, L (1, 7) OBP: 0.377, SLG: 0.451	X SI 91 0-0 ② F7			B FF 93 X FF 92 1-0 ② G3 1-3		S CU 78 C CU 77 F CU 78 B FF 88 X CU 78 1-2 ③ G4-3			B FF 91 F FF 92 C FF 92 B CH 88 F FF 94 F FF 93 X CH 85 2-2 ① G4-3	4	0	0	0	0	0	3
44 Brandon Moss, L (1, 9) OBP: 0.325, SLG: 0.486	1 SAFE B FS 86 B FS 85 2-0 ③ CS 1-2	F FF 91 B FS 84 S FS 85 B FS 87 X FS 85 2-2 7 G6-4-3 1B		B FS 86 F FC 88 F FC 89 D FC 90 B FF 94 X FS 88 3-2 ③ P4			C FC 82 C CU 76 S CU 77 0-3 ① K2-3		B FF 92 C FF 92 X FF 91 1-1 HR	4	1	2	1	0	1	1
7 David Murphy, L (1, 10) OBP: 0.375, SLG: 0.484 12 Francisco Lindor, S (7, PH) OBP: 0.500, SLG: 0.500 (7, 10)		C SI 92 B SI 91 B SI 92 X SI 92 2-1 ①② G6-4-3 1-2f		C SI 93 B FS 86 F FF 93 B FS 88 S FS 86 2-3 ① K			B FF 88 S CH 79 S CU 77 S CU 76 1-3 ② K		C FF 94 B CH 86 B FF 93 B FF 93 X FF 92 3-1 6 1B 1B	2	0	0	0	0	1	1
										2	0	1	0	0	1	0
10 Yan Gomes, R (1, 2) OBP: 0.224, SLG: 0.321		B FF 92 S FC 88 B FC 89 S FC 89 C FC 89 2-3 ③ K		B SI 94 F SI 94 T FC 89 F FC 90 S FC 90 1-3 ② K		X CH 79 0-0 ③ G1-3			B FF 92 B SL 79 X SL 79 2-0 ② L8	4	0	0	0	0	2	1
39 Gio Urshela, R (1, 5) OBP: 0.333, SLG: 0.438 6 Zach Walters, S (9, PH) OBP: 0.154, SLG: 0.154			F FF 92 F FC 87 F FS 85 F SI 94 X CU 80 0-2 ① G5-3	B FF 93 C FF 94 X SI 90 1-1 1B				C SL 87 X SI 91 0-1 ① G5-3	X CH 85 0-0 9 HBP 1-3 1B	3	0	1	0	0	0	0
										1	0	1	0	0	0	0
24 Michael Bourn, L (1, 8) OBP: 0.314, SLG: 0.299 9 Ryan Raburn, R (9, PH) OBP: 0.362, SLG: 0.516			B FF 93 C FS 86 S FS 87 F FS 87 F FC 88 B FS 86 F FS 86 X FC 89 2-2 ② G4-3	B FF 91 F SI 93 B SI 93 C FS 86 X FS 85 2-2 ③ F8				C SI 92 X SL 87 0-1 E1 22 1B	B SI 89 B CH 82 H FF 90 3-0 1-2 HBP	3	0	0	0	0	0	1
										0	0	0	0	0	0	0
4 Mike Aviles, R (1, 6) OBP: 0.338, SLG: 0.390			B FF 93 S FC 88 F FC 90 F FC 90 S SI 94 1-3 ③ K			C FF 88 B CU 77 C CU 77 X FF 90 1-2 1B		B FF 93 B SL 87 X FF 92 2-0 ② F9	C FF 92 B CH 85 X FF 91 1-1 ③ L8	4	0	1	0	0	1	4
Inning Stats	R: 0 E: 0 K: 1 S: 6 H: 1 LOB: 0 BB: 0 P: 11	R: 0 E: 0 K: 1 S: 8 H: 1 LOB: 0 BB: 0 P: 14	R: 0 E: 0 K: 1 S: 15 H: 0 LOB: 0 BB: 0 P: 18	R: 0 E: 1 K: 0 S: 6 H: 0 LOB: 1 BB: 1 P: 14	R: 0 E: 0 K: 2 S: 12 H: 1 LOB: 1 BB: 0 P: 18	R: 0 E: 0 K: 0 S: 9 H: 1 LOB: 0 BB: 0 P: 12	R: 0 E: 0 K: 2 S: 7 H: 0 LOB: 0 BB: 0 P: 8	R: 0 E: 1 K: 0 S: 12 H: 1 LOB: 2 BB: 0 P: 19	R: 1 E: 0 K: 0 S: 13 H: 3 LOB: 3 BB: 0 P: 25	1B: 7 2B: 0 3B: 0 HR: 1 SF: 0 SAC: 0 DP: 1 HBP: 1						

	AB	34
	R	1
	H	8
	RBI	1
	BB	1
	SO	7
	LOB	17

WP: 0 PA: 37
PB: 0
SB: 0
CS: 1

PITCHER		IP	WLS	BF	H	R	ER	SO	BB	IBB	HBP	BLK	WP	HR	S	P	ERA	WHIP
31 Alfredo Simon, R ERA: 2.58	(1, 1)	5.0	W	17	3	0	0	5	1	0	0	0	0	0	47	75	0.00	0.800
65 Blaine Hardy, L ERA: 3.08	(6, 1)	2.0	H	7	1	0	0	2	0	0	0	0	0	0	16	20	0.00	0.500
30 Alex Wilson, R ERA: 1.74	(8, 1)	1.0		5	1	0	0	0	0	0	0	0	0	0	12	19	0.00	1.000
38 Joakim Soria, R ERA: 1.78	(9, 1)	0.2		5	3	1	1	0	0	0	0	0	0	1	11	19	13.50	4.500
32 Tom Gorzelanny, L ERA: 6.27	(9, 1)	0.1		2	0	0	0	0	0	0	1	0	0	0	2	6	0.00	0.000

PITCHER		IP	WLS	BF	H	R	ER	SO	BB	IBB	HBP	BLK	WP	HR	S	P	ERA	WHIP

Cleveland Indians @ Detroit Tigers

Comerica Park, Detroit, MI

Sun Jun 14 2015, 1:09 PM - 5:45 PM EDT

Att. 36,994 - Overcast - 74 F

BOTTOM

livebaseballscorecards.com

Batter	1	2	3	4	5	6	7	8	9	AB	R	H	RBI	BB	SO	LOB
12 Anthony Gose, L (1, 8) OBP: 0.323, SLG: 0.385	B SI 92 B SI 92 B SL 89 B SI 93 4-0 3 S 3 1B BB		L SL 89 B CH 85 B CH 85 F SL 88 X FF 93 2-2 ③ G4-3		F FF 92 F SL 88 S CU 83 0-3 ③ K		B FF 94 F FF 94 F FF 95 B FC 91 F FF 93 S FF 95 2-3 ③ K			3	1	0	0	1	2	2
3 Ian Kinsler, R (1, 4) OBP: 0.346, SLG: 0.362	1 SAFE B SI 92 1 SAFE C SI 93 1 SAFE 1 SAFE 1 SAFE S SL 89 X CU 83 1-2 52 CS 1-H 1B			X SL 86 0-0 ① L9		F FF 91 B SL 86 C FF 92 F FF 92 B CU 80 F SL 88 F SL 86 B SL 87 B FF 92 4-2 24 1B 28 HR BB		X SI 92 0-0 ① F8		3	1	1	1	1	0	0
24 Miguel Cabrera, R (1, 3) OBP: 0.444, SLG: 0.592	B SI 93 B FF 90 B SI 94 C FF 94 X SI 94 3-1 ① F7			X SI 91 0-0 HR		F SL 86 X FF 91 0-1 28 HR 1-2 1B		C SL 84 X SI 92 0-1 28 1B 52 1B 18 FC5-4 1B		4	3	3	1	0	0	1
52 Yoenis Cespedes, R (1, 7) OBP: 0.341, SLG: 0.504	1 SAFE C SI 94 F SI 94 F FF 94 S SL 90 0-3 ② ③ K 1-2			X FF 92 0-0 ② F8		C FF 91 F SL 87 B SL 85 B CU 79 X SL 85 2-2 ① L7		F SI 93 F SL 84 X SI 93 0-2 18 FC5-4 28 1B 50 2B 1-2 1B		4	1	1	0	0	1	3
28 J.D. Martinez, R (1, 9) OBP: 0.328, SLG: 0.476		C SI 92 F SI 92 F CU 84 B SI 93 B SL 89 F FF 94 X CU 84 2-2 ① F8		F FF 92 B SI 91 C CU 83 F SI 93 F SL 88 B SI 95 X CU 83 2-2 ③ F8		B SL 83 F FF 92 F FF 92 X CU 79 1-2 1-H 2-H HR		B SI 92 F CH 85 X SI 91 1-1 18 FC5-4 1-2 2-3 1B		4	1	2	3	0	0	0
18 Tyler Collins, L (1, 10) OBP: 0.320, SLG: 0.447		C SL 90 X CH 85 0-1 ② G3			B FF 91 B SL 88 C FF 92 F FF 92 X SL 90 2-2 ① G4-3	F FF 94 B FC 90 S FF 94 B FC 89 S FF 95 2-3 ② K		B SI 93 X CH 85 1-0 ② FC5-4 50 2B 1-2f 2-3 3-H		4	1	0	1	0	1	2
50 Bryan Holaday, R (1, 2) OBP: 0.269, SLG: 0.500		X SL 88 0-0 ③ G5-3			S FF 91 X SL 88 0-1 1 1B 1B	C FF 96 F FC 91 F FF 96 B SL 81 F FF 96 X FF 94 1-2 ③ P2		X SI 92 0-0 1-H 3-H 2B		4	0	2	2	0	0	0
17 Andrew Romine, S (1, 5) OBP: 0.354, SLG: 0.295			B SI 92 B SI 93 B SI 92 C FF 92 X FF 92 3-1 ① L4		F FF 92 B FF 92 B FF 92 X FF 92 2-1 ② F8		B FF 92 F FF 94 T FF 93 B FF 94 F FF 93 S FF 93 2-3 ① K	C SI 92 B SL 83 X SI 92 1-1 ③ G6-3		4	0	0	0	0	1	2
1 Jose Iglesias, R (1, 6) OBP: 0.384, SLG: 0.409			B FF 93 C FF 93 C CU 83 F FF 93 F SL 88 X FF 93 1-2 ② P4		C SL 88 X FF 92 0-1 1-2 1B		X FC 90 0-0 ② G5-3			3	0	1	0	0	0	0
Inning Stats	R: 1 E: 0 K: 1 S: 9 H: 1 LOB: 1 BB: 1 P: 17	R: 0 E: 0 K: 0 S: 8 H: 0 LOB: 0 BB: 0 P: 10	R: 0 E: 0 K: 0 S: 10 H: 0 LOB: 0 BB: 0 P: 16	R: 1 E: 0 K: 0 S: 8 H: 1 LOB: 0 BB: 0 P: 10	R: 0 E: 0 K: 1 S: 12 H: 2 LOB: 2 BB: 0 P: 16	R: 3 E: 0 K: 1 S: 21 H: 2 LOB: 0 BB: 1 P: 31	R: 0 E: 0 K: 2 S: 9 H: 0 LOB: 0 BB: 0 P: 13	R: 3 E: 0 K: 0 S: 12 H: 4 LOB: 1 BB: 0 P: 15		1B: 7 2B: 2 3B: 0 HR: 2 SF: 0 SAC: 0 DP: 1 HBP: 0	WP: 0 PB: 0 SB: 1 CS: 1 PA: 35					

	AB	33
	R	8
	H	10
	RBI	8
	BB	2
	SO	5
	LOB	10

PITCHER		IP	WLS	BF	H	R	ER	SO	BB	IBB	HBP	BLK	WP	HR	S	P	ERA	WHIP
28 Corey Kluber, R ERA: 3.54	(1, 1)	5.0	L	19	4	2	2	2	1	0	0	0	0	1	47	69	3.60	1.000
48 Scott Atchison, R ERA: 7.31	(6, 1)	0.1		4	2	3	3	0	1	0	0	0	0	1	13	20	81.00	9.000
50 Nick Hagadone, L ERA: 3.42	(6, 1)	1.2		5	0	0	0	3	0	0	0	0	0	0	17	24	0.00	0.000
54 Ryan Webb, R ERA: 2.41	(8, 1)	1.0		7	4	3	3	0	0	0	0	0	0	0	12	15	27.00	4.000

PITCHER	IP	WLS	BF	H	R	ER	SO	BB	IBB	HBP	BLK	WP	HR	S	P	ERA	WHIP

Cleveland Indians @ Chicago Cubs

Wrigley Field, Chicago, IL

Tue Jun 16 2015, 7:07 PM - 10:14 PM CDT

Att. 35,914 - Partly Cloudy - 64 F

livebaseballscorecards.com

Batter	1	2	3	4	5	6	7	8	9	AB	R	H	RBI	BB	SO	LOB
22 Jason Kipnis, L (1, 4) OBP: 0.409, SLG: 0.500	C SI 96 F CH 90 X FF 96 0-2 G4-3		C CH 90 C CU 81 B SL 88 B FF 95 B CH 90 F SL 90 F SI 96 F SL 92 F FF 95 4-2 B SI 96 23 S 41 HR BB		X SI 94 0-0 FC1-6 12 S 12 1B 1-2f		B CH 87 B CH 88 C SI 93 B SI 93 X FF 93 3-1 23 BLK 23 2B 1B	B SL 83 S SL 83 S SL 83 X SL 84 1-2 G4-3		4	3	1	0	1	0	4
12 Francisco Lindor, S (1, 6) OBP: 0.429, SLG: 0.429	B SI 95 B SI 95 F SI 95 B SI 95 F SI 96 F SL 92 X SL 91 3-2 L8		C SI 96 1 SAFE C SI 95 S CU 82 0-3 K		B SI 93 B SI 94 X FF 94 2-0 44 BB 41 S 1-H 1B		C FF 93 D FF 93 B FF 93 F SL 86 X FF 92 2-2 L9		X SI 91 0-0 41 2B 1B	5	1	2	1	0	1	2
23 Michael Brantley, L (1, 7) OBP: 0.382, SLG: 0.455 (4, 8)	B SI 96 B SL 91 C SI 94 B SI 95 C SI 95 F CU 81 B SI 95 4-2 41 BB BB		B CU 81 B CU 82 B SL 90 D SI 96 4-0 41 HR 1-2 BB		C FF 94 1 SAFE X SI 92 0-2 F7		C SL 87 1 SAFE B FF 94 F SL 88 X FF 95 1-2 41 CS 1-H 2B		B SL 86 F SI 91 B FF 93 D FF 91 X FF 92 3-1 F9	3	1	1	1	2	0	2
41 Carlos Santana, S (1, 3) OBP: 0.372, SLG: 0.398	B CU 79 B SL 91 1 SAFE F FF 96 C SI 95 F CU 81 B SL 90 B CU 82 4-2 1-2 BB		B SL 88 X FF 94 1-0 1-H 2-H HR		C SI 94 B SL 88 B CU 80 B CH 88 C SL 89 B SL 89 4-2 44 BB 1-2 BB		C FF 89 B SL 88 B CH 87 C CH 88 X FF 95 2-2 F8 2-3		F FF 91 D SL 84 B SL 91 X FF 91 2-1 10 FC5-4 1-H 2B	3	1	2	4	2	0	1
44 Brandon Moss, L (1, 9) OBP: 0.326, SLG: 0.479	B CU 82 F FF 96 F SL 92 S SI 95 1-3 K		B CU 80 X FF 94 1-0 F7		B CU 80 F CU 80 B FF 94 T SL 88 B SI 94 F SL 88 B SL 87 4-2 1-2 2-3 BB			X SL 83 0-0 G5-1	D SL 85 C FF 92 B FF 91 B FF 92 S FF 94 B FF 94 4-2 10 FC5-4 BB	3	0	0	0	2	1	2
10 Yan Gomes, R (1, 2) OBP: 0.222, SLG: 0.314		C FF 93 B FF 93 F SL 91 C SL 92 1-3 K		X SI 93 0-0 L4	B SI 93 F SL 86 X FF 94 1-1 P6			C FF 89 F CU 76 X CH 82 0-2 39 1B 1B	F FF 94 F CU 80 B FF 95 D CU 81 X SL 81 2-2 FC5-4 1-2f 2-3	5	0	1	0	0	1	5
24 Michael Bourn, L (1, 8) OBP: 0.311, SLG: 0.296 7 David Murphy, L (4, 7) OBP: 0.367, SLG: 0.473		C SI 95 B CU 82 C B SL 89 B CU 82 F SI 96 F SI 95 S SL 90 3-3 K		B FF 93 F FF 93 B SI 94 F FF 94 C SL 88 2-3 K		B FF 92 C FF 92 F CH 87 F SL 88 F FF 94 F SL 86 F SL 88 X SI 94 1-2 G1-3	1 SAFE B FF 90 C FF 89 B FF 90 B SL 82 F FF 90 X FF 90 3-2 F8	C FF 95 B SI 93 S CU 82 C FF 94 1-3 K	2 0 0 0 0 2 0 3 0 0 0 0 1 3						
39 Gio Urshela, R (1, 5) OBP: 0.318, SLG: 0.400		B FF 96 S SL 90 C SI 95 X CU 82 1-2 G6-3		C SL 90 S SI 94 B CU 81 F SL 89 B FF 94 F SL 87 X SI 94 2-2 G6-3		X FF 95 0-0 P3		C FF 89 X FF 90 0-1 9 IBB 1-3 1B		4	0	1	0	0	0	0
47 Trevor Bauer, R (1, 1) OBP: 0.333, SLG: 0.333 9 Ryan Raburn, R (8, PH) OBP: 0.368, SLG: 0.516 34 Zach McAllister, R (8, 1) 35 Marc Rzepczynski, L (9, 1)			B FF 93 C FF 92 T SI 93 C CU 81 1-3 K		B SI 93 B SI 93 B FF 93 C FF 92 C FF 93 F SI 93 X FF 94 3-2 22 FC1-6 1B	C FF 93 X FF 94 0-1 F8	I IN 70 I IN 72 I IN 70 I IN 68 4-0 1-2 IBB	3 0 1 0 0 1 0 0 0 0 0 1 0 0 0 0 0 0 0 0 0 0 0 0 0 0 0 0							
Inning Stats	R: 0 E: 0 K: 1 S: 16 H: 0 LOB: 2 BB: 2 P: 28	R: 0 E: 0 K: 2 S: 11 H: 0 LOB: 0 BB: 0 P: 16	R: 3 E: 0 K: 2 S: 14 H: 1 LOB: 0 BB: 2 P: 25	R: 0 E: 0 K: 1 S: 9 H: 0 LOB: 0 BB: 0 P: 13	R: 1 E: 0 K: 0 S: 16 H: 2 LOB: 3 BB: 2 P: 30	R: 0 E: 0 K: 0 S: 10 H: 0 LOB: 0 BB: 0 P: 11	R: 1 E: 0 K: 0 S: 11 H: 2 LOB: 0 BB: 0 P: 19	R: 0 E: 0 K: 0 S: 12 H: 2 LOB: 3 BB: 1 P: 20	R: 1 E: 0 K: 1 S: 13 H: 2 LOB: 2 BB: 1 P: 25	1B: 6 2B: 2 3B: 0 HR: 1 SF: 0 SAC: 0 DP: 0 HBP: 0						

TOP	
AB	35
R	6
H	9
RBI	6
BB	8
SO	7
LOB	19

WP: 0 PB: 0 SB: 3 CS: 1 PA: 43

PITCHER		IP	WLS	BF	H	R	ER	SO	BB	IBB	HBP	BLK	WP	HR	S	P	ERA	WHIP
49 Jake Arrieta, R ERA: 3.4	(1, 1)	5.0	L	24	3	4	4	6	6	0	0	0	0	1	66	112	7.20	1.800
36 Edwin Jackson, R ERA: 2.86	(6, 1)	2.0		7	2	1	1	0	0	0	0	1	0	0	21	30	4.50	1.000
40 James Russell, L ERA: 2.4	(8, 1)	1.0		6	2	0	0	0	0	1	0	0	0	0	12	20	0.00	2.000
59 Zac Rosscup, L ERA: 4.3	(9, 1)	0.1		3	2	1	1	0	0	0	0	0	0	0	5	10	27.00	6.000
52 Justin Grimm, R ERA: 1.2	(9, 1)	0.2		3	0	0	0	1	1	0	0	0	0	0	8	15	0.00	1.500

PITCHER	IP	WLS	BF	H	R	ER	SO	BB	IBB	HBP	BLK	WP	HR	S	P	ERA	WHIP

Cleveland Indians @ Chicago Cubs

Wrigley Field, Chicago, IL

Tue Jun 16 2015, 7:07 PM - 10:14 PM CDT

Att. 35,914 - Partly Cloudy - 64 F

livebaseballscorecards.com

BOTTOM

Batter	1	2	3	4	5	6	7	8	9	AB	R	H	RBI	BB	SO	LOB
24 Dexter Fowler, S (1, 8) OBP: 0.319, SLG: 0.397	C SI 91 B CH 84 B FF 92 B FF 92 F FF 93 X FF 94 3-2 ① G3		B FF 92 B CH 85 B FF 92 C FF 93 B FF 94 4-1 17 1B 1-2 BB		B FF 93 B CH 85 X FF 93 2-0 ① F7			F FF 95 F FF 96 B CH 90 B FF 97 X FF 96 2-2 ① G6-3		3	0	0	0	1	0	1
44 Anthony Rizzo, L (1, 3) OBP: 0.421, SLG: 0.548	F FF 92 B FC 85 C CH 86 B KC 77 B CH 86 D FF 94 4-2 17 K BB		B CH 84 F FC 85 X FF 93 1-1 ② F6		B SI 94 C FF 93 X FF 93 1-1 ② F8			B FF 95 B CU 80 B FF 97 C FF 96 X FF 95 3-1 ② F8		3	0	0	0	1	0	3
17 Kris Bryant, R (1, 5) OBP: 0.400, SLG: 0.478	F FF 94 S CH 84 F CH 85 F FF 95 D KC 78 S KC 78 1-3 ②③ K 1-2		B CH 86 B FF 94 S CH 86 X CH 85 2-1 1-2 2-3 1B		B FC 82 B FF 92 F CH 85 B FF 94 X CH 85 3-1 ③ F9			C SI 97 F FC 92 B FF 96 C SI 96 1-3 ③ K		4	0	1	0	0	2	2
47 Miguel Montero, L (1, 2) OBP: 0.366, SLG: 0.450 12 Kyle Schwarber, L (9, 2)		X SI 93 0-0 ① P6	S CH 85 S CH 86 B FF 94 D KC 80 F CH 86 F SI 95 B FF 95 F FF 96 S FF 96 3-3 ③ K			B FF 94 B CH 84 C FF 93 S FF 93 X FC 86 2-2 ① G3			C SI 91 S SL 85 C SI 92 0-3 ① K	3 1	0 0	0 0	0 0	0 0	1 1	3 0
13 Starlin Castro, R (1, 6) OBP: 0.300, SLG: 0.353		B FF 93 C FC 83 B FC 82 B FF 94 B FF 92 4-1 BB		F FF 94 B FF 92 B FC 84 C FF 94 F KC 78 C SI 94 2-3 ① K		B FC 82 S FF 93 X CH 84 1-1 ② G6-3			C SI 91 B SI 92 S SL 86 B SL 86 B SL 84 X SI 93 3-2 ② G6-3	3	0	0	0	1	1	0
8 Chris Coghlan, L (1, 7) OBP: 0.319, SLG: 0.446		X FF 92 0-0 ② F8		C FC 83 C CH 85 B KC 79 X FF 93 1-2 ② L9		X FF 92 0-0 ③ L9			C SL 85 H SI 92 1-1 HBP	3	0	0	0	0	0	1
15 Chris Denorfia, R (1, 9) OBP: 0.422, SLG: 0.442		C FF 93 C FC 84 B FF 93 S KC 77 1-3 ③ K		B FC 82 X FF 93 1-0 1B			C FF 92 X FF 91 0-1 ① G6-3		X SI 93 0-0 ③ G3-1	4	0	1	0	0	1	2
49 Jake Arrieta, R (1, 1) 36 Edwin Jackson, R (6, 1) 29 Mike Baxter, L (7, PH) OBP: 0.310, SLG: 0.269 40 James Russell, L (8, 1) 59 Zac Rosscup, R (9, 1) 52 Justin Grimm, R (9, 1)			X FF 92 0-0 ① G6-3 F FF 94 F FF 93 B KC 77 C FC 84 1-3 ③ K				C CH 83 B FF 92 F FC 82 B KC 78 F SI 92 S CH 84 2-3 ② K		2 0 1 0 0 0	0 0 0 0 0 0	0 0 0 0 0 0	0 0 0 0 0 0	1 0 1 0 0 0	1 0 0 0 0 0	1 0 0 0 0 0
22 Addison Russell, R (1, 4) OBP: 0.311, SLG: 0.408			C FF 92 B FF 92 S FC 82 B KC 78 X SI 93 2-2 17 1B 24 BB 1B		B FF 91 S FF 92 S FF 92 B KC 78 X FC 83 2-2 1B		F FF 93 S CH 84 S KC 79 0-3 ③ K			3	0	2	0	0	1	0

	AB	30
	R	0
	H	4
	RBI	0
	BB	3
	SO	9
	LOB	13

Inning Stats	1	2	3	4	5	6	7	8	9
	R: 0 E: 0 K: 1 S: 10 H: 0 LOB: 1 BB: 1 P: 18	R: 0 E: 0 K: 1 S: 6 H: 0 LOB: 1 BB: 1 P: 11	R: 0 E: 0 K: 1 S: 15 H: 2 LOB: 3 BB: 1 P: 27	R: 0 E: 0 K: 2 S: 11 H: 1 LOB: 1 BB: 0 P: 16	R: 0 E: 0 K: 0 S: 8 H: 1 LOB: 1 BB: 0 P: 16	R: 0 E: 0 K: 0 S: 6 H: 0 LOB: 0 BB: 0 P: 9	R: 0 E: 0 K: 2 S: 9 H: 0 LOB: 0 BB: 0 P: 11	R: 0 E: 0 K: 1 S: 8 H: 0 LOB: 0 BB: 0 P: 14	R: 0 E: 0 K: 1 S: 8 H: 0 LOB: 1 BB: 0 P: 12

1B: 4 SF: 0
2B: 0 SAC: 0
3B: 0 DP: 0
HR: 0 HBP: 1

WP: 0 PA: 34
PB: 0
SB: 0
CS: 0

PITCHER		IP	WLS	BF	H	R	ER	SO	BB	IBB	HBP	BLK	WP	HR	S	P	ERA	WHIP
47 Trevor Bauer, R ERA: 3.22	(1, 1)	7.0	W	27	4	0	0	7	3	0	0	0	0	0	65	108	0.00	1.000
34 Zach McAllister, R ERA: 3.57	(8, 1)	1.0		3	0	0	0	1	0	0	0	0	0	0	8	14	0.00	0.000
35 Marc Rzepczynski, L ERA: 2.93	(9, 1)	1.0		4	0	0	0	1	0	0	1	0	0	0	8	12	0.00	0.000

PITCHER	IP	WLS	BF	H	R	ER	SO	BB	IBB	HBP	BLK	WP	HR	S	P	ERA	WHIP

Chicago Cubs @ Cleveland Indians

Progressive Field, Cleveland, OH

Wed Jun 17 2015, 7:12 PM - 10:16 PM EDT

Att. 15,572 - Cloudy - 71 F

livebaseballscorecards.com

Batter	1	2	3	4	5	6	7	8	9	AB	R	H	RBI	BB	SO	LOB
24 Dexter Fowler, S (1, 8) OBP: 0.323, SLG: 0.394	4-2 44 L4-3 BB	0-0 44 HR 1B	0-3 ② K			2-2 ① G4-3		1-3 ② K	4-1 29 HBP 17 HR 1-2 2-3 BB	4	2	1	0	2	2	1
44 Anthony Rizzo, L (1, 3) OBP: 0.422, SLG: 0.565 29 Mike Baxter, L (8, PH) OBP: 0.355, SLG: 0.296 (8, 3)	3-1 ① ② L4-3 1-1	3-1 1-H HR	X SI 93	0-0 1-3 2B		3-3 ② K		0-2 1B	2-1 17 HR 1-2 2-3 3-H HBP	4	1	2	2	0	1	1
										1	1	1	1	0	0	0
17 Kris Bryant, R (1, 5) OBP: 0.398, SLG: 0.488	1-2 ③ P3	2-2 ③ F7	2-1 ③ F9			1-1 8 BB 1B		2-2 F8	1-1 1-H 2-H 3-H HR	6	1	2	4	0	0	3
8 Chris Coghlan, L (1, 7) OBP: 0.333, SLG: 0.449		2-2 12 3B 1B	2-1 13 12 1B 1B	4-2 13 FC6-4 BB		4-0 1-2 BB			12 1B 3 E BB F8	3	3	2	0	3	0	0
13 Starlin Castro, R (1, 6) OBP: 0.299, SLG: 0.350		0-2 ① P4	1-2 12 15 HR 1-2 1B	0-1 ① FC6-4 12 G5-6-3 1-2f		2-2 ③ G1-3			1-2 ① F8	5	1	1	0	0	0	5
12 Kyle Schwarber, L (1, 10) OBP: 0.667, SLG: 1.000		1-1 15 2B 1-H 3B	X FF 94 0-0 15 HR 1-2 2-H 1B	C CH 84 X SI 92 0-1 ② ③ G5-6-3 1-2f			B FC 92 C FC 92 X FC 92 1-1 15 G5-4-3 1B		3-2 3 E 22 1B 1-2 1B	5	3	4	2	0	0	1
15 Chris Denorfia, R (1, 9) OBP: 0.420, SLG: 0.521		1-2 22 HR 3-H 2B	3-1 1-H 2-H HR		C FF 90 C FF 90 B SL 86 X FF 91 1-2 ① G5-3		B FC 92 F FC 92 C SL 80 F FC 93 F FC 93 X SL 80 1-2 ① ② G5-4-3 1-2f		3-2 ② L5	5	2	2	4	0	0	3
3 David Ross, R (1, 2) OBP: 0.290, SLG: 0.271		2-1 ② G5-3	0-1 44 2B 1B		B FF 90 B SL 86 F FF 90 C FF 91 B FF 91 S SL 87 3-3 ② K		B FC 91 S FC 91 S FC 91 B FC 92 S SL 80 2-3 ③ K		2-0 E6 24 BB 22 1B 29 HBP 1-3 2-H	5	1	1	0	0	2	2
22 Addison Russell, R (1, 4) OBP: 0.314, SLG: 0.425		3-1 2-H HR	X SI 93 0-0 ① F9		X SL 87 0-0 ③ G5-3			C FF 94 B KC 86 C KC 85 F FF 95 S FF 95 1-3 ① K	2-2 29 HBP 24 BB 17 HR 1-2 3-H 1B	5	2	2	3	0	1	1

Inning Stats																															
	R: 0	H: 0		R: 6	H: 6		R: 4	H: 6		R: 0	H: 0		R: 0	H: 0		R: 0	H: 1		R: 0	H: 1		R: 0	H: 1		R: 7	H: 3		1B: 11	SF: 0		WP: 0	PA: 49
	E: 0	LOB: 0		E: 0	LOB: 0		E: 0	LOB: 2		E: 0	LOB: 0		E: 0	LOB: 2		E: 0	LOB: 1		E: 0	LOB: 0		E: 0	LOB: 1		E: 1	LOB: 0		2B: 3	SAC: 0		PB: 0	
	K: 0	BB: 1		K: 0	BB: 0		K: 1	BB: 1		K: 0	BB: 0		K: 1	BB: 1		K: 1	BB: 0		K: 2	BB: 0		K: 0	BB: 2		K: 0	BB: 2		3B: 1	DP: 3		SB: 0	
	S: 7	P: 15		S: 25	P: 39		S: 17	P: 25		S: 6	P: 10		S: 7	P: 11		S: 15	P: 27		S: 10	P: 14		S: 13	P: 17		S: 21	P: 44		HR: 4	HBP: 1		CS: 0	

PITCHER		IP	WLS	BF	H	R	ER	SO	BB	IBB	HBP	BLK	WP	HR	S	P	ERA	WHIP
38 Shaun Marcum, R ERA: 5.4	(1, 1)	2.0	L	12	6	6	6	0	1	0	0	0	0	2	32	54	27.00	3.500
50 Nick Hagadone, L ERA: 4.56	(3, 1)	0.0		3	3	3	3	0	0	0	0	0	0	0	6	9	∞	∞
54 Ryan Webb, R ERA: 2.61	(3, 1)	2.0		9	3	1	1	1	1	0	0	0	0	1	17	26	4.50	2.000
48 Scott Atchison, R ERA: 6.62	(5, 1)	1.2		6	1	0	0	2	0	0	0	0	0	0	18	28	0.00	0.600
35 Marc Rzepczynski, L ERA: 2.87	(6, 1)	0.1		2	0	0	0	0	1	0	0	0	0	0	4	10	0.00	3.000
27 Bryan Shaw, R ERA: 2.42	(7, 1)	1.0		3	1	0	0	1	0	0	0	0	0	0	10	14	0.00	1.000
37 Cody Allen, R ERA: 4.23	(8, 1)	1.0		4	1	0	0	2	0	0	0	0	0	0	13	17	0.00	1.000
9 Ryan Raburn, R ERA:	(9, 1)	0.2		4	1	2	0	0	1	0	0	0	0	0	12	23	0.00	3.000
7 David Murphy, L ERA:	(9, 1)	0.1		6	2	5	0	0	1	0	1	0	0	1	9	21	0.00	9.000

TOP	
AB	43
R	17
H	18
RBI	16
BB	5
SO	6
LOB	17

Chicago Cubs @ Cleveland Indians

Progressive Field, Cleveland, OH

Wed Jun 17 2015, 7:12 PM - 10:16 PM EDT

Att. 15,572 - Cloudy - 71 F

livebaseballscorecards.com

BOTTOM

Batter	1	2	3	4	5	6	7	8	9	AB	R	H	RBI	BB	SO	LOB
22 Jason Kipnis, L (1, 4) OBP: 0.408, SLG: 0.498 6 Zach Walters, S (6, PR) OBP: 0.148, SLG: 0.148 (7, 4)	B FF 86 C FC 86 S FF 88 S FF 88 1-3 K ①		S FF 88 B FF 88 S SL 81 F FF 88 F FF 88 X FC 86 1-2 L8 ②			C FC 86 B SL 80 C SL 79 X SL 80 1-2 1B		B FF 93 S FF 92 X FF 92 1-1 G3 ③		3 1	0 0	1 0	0 0	0 0	1 0	0 0
12 Francisco Lindor, S (1, 6) OBP: 0.273, SLG: 0.273	B SI 87 C FF 88 S FF 88 B FF 88 C FC 86 2-3 K ②		B SI 88 X SI 87 1-0 L4 ③			S FF 86 F FC 86 B FF 87 C SL 83 1-3 K ①			C FF 92 X FF 92 0-1 G6-3 ①	4	0	0	0	0	2	1
23 Michael Brantley, L (1, 8) OBP: 0.381, SLG: 0.453 7 David Murphy, L (7, 7) OBP: 0.364, SLG: 0.469 (9, 1)	B FF 89 C FF 88 B FF 88 B FF 87 X FF 88 3-1 41 BB 9 1B 1B			C FF 88 B CH 81 B FC 85 B FF 88 C FF 88 X FF 88 3-2 F8 ①		B FC 84 C FF 87 B CU 72 B SL 80 X FC 86 3-1 F8 ②			B FF 92 X FF 91 1-0 F8 ②	3 1	0 0	1 0	0 0	0 0	0 0	1 0
41 Carlos Santana, S (1, 3) OBP: 0.370, SLG: 0.392	B SI 88 B FF 88 B FF 87 C FF 87 B FF 87 4-1 9 1B 1-2 BB			B FF 88 F FF 88 C FF 90 T FF 89 1-2 K ②		C CH 80 X CU 71 0-1 L8 ③			B FF 92 T FF 92 X FF 92 1-1 G3 ③	3	0	0	0	1	1	1
9 Ryan Raburn, R (1, 10) OBP: 0.367, SLG: 0.510 (9, 1) 24 Michael Bourn, L (9, 7) OBP: 0.311, SLG: 0.296	B CU 72 X FF 88 1-0 1-2 2-H 1B ③			X SI 88 0-0 G6-3 ③			B SI 86 C FC 85 C CU 70 X FF 87 1-2 G6-3 ①			3 0	0 0	1 0	0 0	0 0	0 0	0 0
10 Yan Gomes, R (1, 2) OBP: 0.217, SLG: 0.307 55 Roberto Pérez, R (6, 2) OBP: 0.345, SLG: 0.368		B SI 86 B SI 87 C SI 86 C FF 87 F FF 88 F FC 85 F SL 80 F SL 81 T CH 81 2-2 K ①	C SI 87 B CH 79 F CH 80 X FF 88 1-2 G4-3 ①			B SI 86 B FF 87 B SI 86 B SI 86 4-0 44 G5-6-3 BB			2 0	0 0	0 0	0 0	0 1	1 0	0 0
44 Brandon Moss, L (1, 9) OBP: 0.322, SLG: 0.472		C FF 88 B SL 82 X FC 84 1-1 G5-3 ②	B FC 85 F FF 88 F CU 72 T FF 89 1-2 K ②			F FC 84 F FF 86 X FF 87 0-2 1-2f G5-6-3 ② ③			3 0	0 0	0 0	0 0	0 1	1 0	1 0
39 Gio Urshela, R (1, 5) OBP: 0.320, SLG: 0.391		C SI 88 F FF 88 F FF 89 B FC 86 F SL 83 B FF 89 X CH 81 2-2 G5-3 ③	C FF 88 F SL 81 F FF 89 F FF 88 F FC 85 B CH 81 X FF 89 1-2 1B					C FF 93 B CU 82 B CU 83 X FF 92 2-1 G6-3 ①	3 0	0 0	1 0	0 0	0 0	0 0	0 0
4 Mike Aviles, R (1, 7) OBP: 0.331, SLG: 0.381 (7, 8)			C SI 86 B FC 87 B SL 78 X FC 85 2-1 F7 ①		F CU 72 B FC 85 X CH 80 1-1 G4-3 ③			C FF 93 C FF 93 B CU 83 F CU 82 X CU 84 1-2 G6-3 ②	3 0	0 0	0 0	0 0	0 0	1 0	1 0

| Inning Stats | | | | |

Batter	1	2	3	4	5	6	7	8	9	AB	R	H	RBI	BB	SO	LOB
24 Dexter Fowler, S (1, 8) OBP: 0.324, SLG: 0.394	B FF 92 C SI 92 B SI 94 X FF 93 2-1 ① F7		F SI 94 B CU 78 B SI 94 X SI 95 2-1 E6 1-H 1B		B SI 95 F FF 94 X CH 81 1-1 17 1B 1-2 1B		C FC 90 T FF 97 F FF 96 C CU 82 0-3 ② K		S SL 80 F SL 80 X SL 82 0-2 ③ L8	5	0	2	0	0	1	0
44 Anthony Rizzo, L (1, 3) OBP: 0.416, SLG: 0.555	X FF 94 0-0 ② P6		F FF 96 C CH 85 F SI 95 X FF 96 0-2 ③ L7		C SI 92 F SI 92 D CH 86 F CH 84 B FF 91 B CH 84 F SI 94 X FF 94 3-2 ② F9		B FF 95 F FF 96 F FF 96 S FF 97 1-3 ③ K			4	0	0	0	0	1	3
17 Kris Bryant, R (1, 5) (8, 7) OBP: 0.396, SLG: 0.483	B FF 95 F SI 94 S SL 86 X FF 95 1-2 ③ G4-3			C SL 82 B CH 91 C SL 91 B SL 84 B SL 84 C FF 96 3-3 ① K	X CH 84 0-0 1-2 2-3 1B			C FF 95 S SI 96 B FF 95 C FF 97 1-3 ① K		4	0	1	0	0	2	0
47 Miguel Montero, L (1, 2) OBP: 0.364, SLG: 0.442 19 Jonathan Herrera, S (8, PR) OBP: 0.241, SLG: 0.263 (8, 5)		C FF 93 F FF 93 B FF 95 S CH 85 1-3 ① K		X SI 93 0-0 ② L7	B FF 95 F FF 95 B KC 86 X FF 95 2-1 ③ F7			S FF 97 F FF 97 B CH 89 B FF 96 B FF 97 B SI 97 4-2 13 HBP BB		3 0	0 0	0 0	0 0	1 0	1 0	3 0
13 Starlin Castro, R (1, 6) OBP: 0.301, SLG: 0.350		B FF 95 B FF 95 S FF 96 C FF 96 B FF 96 F FF 96 S FF 96 3-3 ② K		B FF 91 B FF 96 C FF 95 B FF 93 F FF 96 F FF 97 X FF 94 3-2 ③ G5-3		B FF 94 C FF 94 C KC 85 X KC 87 1-2 1B		1 SAFE 1 SAFE F FF 96 C SI 96 F FF 97 H FF 96 1-2 29 FC4-6 HBP		3	0	1	0	0	1	0
8 Chris Coghlan, L (1, 7) OBP: 0.333, SLG: 0.447 3 David Ross, R (8, PH) OBP: 0.286, SLG: 0.267 (8, 2)		B FF 95 F SI 95 B SI 95 F SI 94 X CH 86 2-2 ③ G1-4-3			B FF 93 X SI 93 1-0 12 HR 1B		B FF 93 C FF 94 D KC 85 S FF 93 B FF 94 C FF 94 3-3 ① K		C SI 90 B SL 84 F SI 92 S SL 85 1-3 ② K	3 1	1 0	1 0	0 0	0 0	1 1	1 2
15 Chris Denorfia, R (1, 9) OBP: 0.396, SLG: 0.490 29 Mike Baxter, L (8, PH) OBP: 0.344, SLG: 0.286 (8, 9)			C FF 95 C SL 84 S SL 85 0-3 ① K		D SL 84 X SI 93 1-0 ① P6		D FF 94 1 SAFE S FF 93 S KC 85 C FF 94 1-3 ② K		X FC 93 0-0 ③ FC4-6 1-2f	3 1	0 0	0 0	0 0	0 0	2 0	2 2
12 Kyle Schwarber, L (1, 10) OBP: 0.600, SLG: 1.100			F FF 95 C CU 79 B CH 85 X CH 86 1-2 24 1B 24 E 1B		C FF 94 1 SAFE F FF 93 B SL 90 B SI 94 B FF 95 X SI 96 3-2 1-H HR		B FF 94 B KC 85 C FF 93 F FF 94 C KC 83 2-3 ③ K		F FC 92 B SL 82 X FC 92 1-1 ① G6-3	4	2	2	2	0	1	1
22 Addison Russell, R (1, 4) OBP: 0.313, SLG: 0.418			D FF 95 C FF 94 X SL 84 1-1 ② P4		F FF 96 B FF 92 C SL 84 B CH 84 B SL 85 B FF 96 4-2 17 1B 24 1B BB		S FF 96 B FF 96 T FC 90 B FF 97 F FF 97 C FC 92 2-3 ① K		S SL 81 B SL 82 B FC 91 F FC 92 F SL 81 C SL 80 2-3 ② K	3	0	0	0	1	2	1
Inning Stats	R: 0 E: 0 K: 0 S: 6 H: 0 LOB: 0 BB: 0 P: 9	R: 0 E: 0 K: 2 S: 10 H: 0 LOB: 0 BB: 0 P: 16	R: 1 E: 1 K: 1 S: 14 H: 2 LOB: 1 BB: 0 P: 18	R: 0 E: 0 K: 1 S: 8 H: 0 LOB: 0 BB: 0 P: 14	R: 2 E: 0 K: 0 S: 17 H: 4 LOB: 3 BB: 1 P: 32	R: 0 E: 0 K: 3 S: 12 H: 1 LOB: 1 BB: 0 P: 19	R: 0 E: 0 K: 3 S: 11 H: 0 LOB: 0 BB: 0 P: 14	R: 0 E: 0 K: 2 S: 12 H: 0 LOB: 2 BB: 1 P: 19	R: 0 E: 0 K: 1 S: 9 H: 0 LOB: 0 BB: 0 P: 12	1B: 6 2B: 0 3B: 0 HR: 1	SF: 0 SAC: 0 DP: 0 HBP: 1	WP: 0 PB: 0 SB: 0 CS: 0	PA: 37				

PITCHER		IP	WLS	BF	H	R	ER	SO	BB	IBB	HBP	BLK	WP	HR	S	P	ERA	WHIP
31 Danny Salazar, R ERA: 3.56	(1, 1)	4.2		21	6	3	2	4	1	0	0	0	0	1	53	85	3.86	1.500
37 Cody Allen, R ERA: 4.03	(5, 1)	1.1		5	1	0	0	3	0	0	0	0	0	0	14	23	0.00	0.750
34 Zach McAllister, R ERA: 3.44	(7, 1)	1.1	W	6	0	0	0	4	1	0	1	0	0	0	19	28	0.00	0.750
35 Marc Rzepczynski, L ERA: 2.81	(8, 1)	0.1	H	1	0	0	0	1	0	0	0	0	0	0	3	4	0.00	0.000
27 Bryan Shaw, R ERA: 2.28	(8, 1)	1.1	S	4	0	0	0	1	0	0	0	0	0	0	10	13	0.00	0.000

PITCHER	IP	WLS	BF	H	R	ER	SO	BB	IBB	HBP	BLK	WP	HR	S	P	ERA	WHIP

TOP

Chicago Cubs @ Cleveland Indians

Progressive Field, Cleveland, OH

Thu Jun 18 2015, 7:36 PM - 11:53 PM EDT

Att. 15,891 - Overcast - 75 F

livebaseballscorecards.com

AB	34
R	3
H	7
RBI	2
BB	2
SO	13
LOB	15

BOTTOM

Chicago Cubs @ Cleveland Indians

Progressive Field, Cleveland, OH

Thu Jun 18 2015, 7:36 PM - 11:53 PM EDT

Att. 15,891 - Overcast - 75 F

livebaseballscorecards.com

Batter	1	2	3	4	5	6	7	8	9	AB	R	H	RBI	BB	SO	LOB
22 Jason Kipnis, L (1, 4) OBP: 0.413, SLG: 0.498	B SI 91 B SI 91 C FF 91 B FF 91 F FF 92 F FF 92 F FF 92 F FF 92 B FF 92 4-2 12 1B 23 2B BB		F SI 91 B CH 85 F CH 85 B SL 84 F CH 85 F FF 92 B FF 93 B FF 91 4-2 BB		B SI 91 X FC 87 1-0 12 G6-3 1B		B CU 81 X CU 82 1-0 ② FC3-6 1-2f 2-3			2	1	1	0	2	0	2
12 Francisco Lindor, S (1, 6) OBP: 0.267, SLG: 0.267	B FF 91 F FF 92 1 SAFE D SL 84 F FF 91 X SI 92 2-2 23 2B 41 PB 1-3 1B		1 SAFE 1 SAFE T FF 92 F FF 92 B FF 92 1 SAFE S SL 83 1-3 ① K		F SI 90 X SI 91 0-1 ②③ G6-3 1-2f		C CU 75 F FF 90 B FF 90 X CH 86 1-2 ③ G5-3			4	1	1	0	0	1	4
23 Michael Brantley, L (1, 7) OBP: 0.383, SLG: 0.458	C CU 76 X SI 92 0-1 41 PB 1-3 3-H 2B		X FF 91 0-0 ② F7			C SI 88 B FF 90 X FC 85 1-1 ① F8		X FF 89 0-0 7 S 1B		4	0	2	1	0	0	1
41 Carlos Santana, S (1, 3) OBP: 0.364, SLG: 0.385	C CU 76 B SL 84 B SL 85 S SL 83 F FF 92 F FF 92 B SL 85 F CH 84 S SL 84 3-3 ① K 2-3 3-H		C SL 84 B SL 82 C SL 82 D SL 83 X SL 81 2-2 ③ G6-3			C CU 68 F SI 90 B FF 91 S FF 92 1-3 ② K		B FF 94 B SI 94 S SL 82 C SI 95 S SL 83 2-3 ① K		4	0	0	0	0	3	3
7 David Murphy, L (1, 10) OBP: 0.361, SLG: 0.470	B FF 92 C CH 85 F FF 92 B SL 84 S FF 92 2-3 ② K			C SL 82 B SI 90 F FF 90 X FF 92 1-2 44 WP 10 SF7 2B		X FF 91 0-0 ③ G4-3		B SI 94 C SI 94 B SI 94 S SL 84 B FF 94 F SL 82 S SL 83 3-3 ② K 1-2		4	1	1	0	0	2	2
44 Brandon Moss, L (1, 9) OBP: 0.321, SLG: 0.465	C CU 76 S SL 84 F FF 93 D SL 83 B SL 82 S CH 84 2-3 ③ K			B FF 91 S CU 76 S CU 76 B SI 92 B SL 83 X SL 82 3-2 ① G3 2-3			B SI 89 B FF 89 C FC 86 S FF 90 B SI 91 F FF 91 F FC 86 C FC 87 3-3 ① K	I IN 84 I IN 84 I IN 83 I IN 83 4-0 IBB		3	0	0	0	1	2	2
10 Yan Gomes, R (1, 2) OBP: 0.221, SLG: 0.311 55 Roberto Pérez, R (8, 2) OBP: 0.342, SLG: 0.365		B SI 92 C SL 83 F FF 91 S FF 91 1-3 ① K		B CU 76 B SL 86 B FF 92 C SL 84 X SL 85 3-1 ② SF7 3-H			B SI 91 X CH 82 1-0 24 1B 39 1B 1B	B SL 81 B SI 94 C SL 81 F FF 94 S SL 82 2-3 ③ K		2 1	1 0	1 0	1 0	0 0	1 1	0 2
24 Michael Bourn, L (1, 8) OBP: 0.311, SLG: 0.296		B FF 91 C CH 84 B SI 92 F CH 85 C SL 84 2-3 ② K		C FF 92 C SL 84 X SL 85 0-2 ③ F8			X FF 90 0-0 22 FC3-6 39 1B 1-2 1B			3	0	1	0	0	1	0
39 Gio Urshela, R (1, 5) OBP: 0.321, SLG: 0.385		B SL 84 C SL 82 C FF 92 B SL 82 X SL 82 2-2 ③ F9			B CU 71 B SI 91 X FF 91 2-0 ① F9		F FF 94 B FF 96 X CU 80 1-1 22 FC3-6 1-2 2-H 1B			3	0	1	1	0	0	0
Inning Stats	R: 2 H: 2 E: 0 LOB: 1 K: 3 BB: 1 S: 23 P: 36	R: 0 H: 0 E: 0 LOB: 0 K: 2 BB: 0 S: 9 P: 14	R: 0 H: 0 E: 0 LOB: 1 K: 1 BB: 1 S: 11 P: 18	R: 1 H: 1 E: 0 LOB: 0 K: 0 BB: 0 S: 11 P: 18	R: 0 H: 1 E: 0 LOB: 0 K: 0 BB: 0 S: 4 P: 7	R: 0 H: 0 E: 0 LOB: 0 K: 1 BB: 0 S: 6 P: 8	R: 1 H: 3 E: 0 LOB: 2 K: 1 BB: 0 S: 13 P: 20	R: 0 H: 1 E: 0 LOB: 2 K: 3 BB: 1 S: 11 P: 22		1B: 6 SF: 1 2B: 2 SAC: 0 3B: 0 DP: 1 HR: 0 HBP: 0					WP: 1 PA: 34 PB: 1 SB: 1 CS: 0	

	AB	30
	R	4
	H	8
	RBI	3
	BB	3
	SO	11
	LOB	16

PITCHER		IP	WLS	BF	H	R	ER	SO	BB	IBB	HBP	BLK	WP	HR	S	P	ERA	WHIP
39 Jason Hammel, R ERA: 2.89	(1, 1)	4.0		17	3	3	2	6	2	0	0	0	1	0	54	86	4.50	1.250
37 Travis Wood, L ERA: 4.68	(5, 1)	2.1	L	9	3	1	1	2	0	0	0	0	0	0	17	26	3.86	1.286
52 Justin Grimm, R ERA: 1.17	(7, 1)	0.1		2	1	0	0	0	0	0	0	0	0	0	3	5	0.00	3.000
40 James Russell, L ERA: 2.35	(7, 1)	0.1		2	1	0	0	0	0	0	0	0	0	0	4	5	0.00	3.000
46 Pedro Strop, R ERA: 3.0	(8, 1)	1.0		4	0	0	0	3	0	1	0	0	0	0	10	21	0.00	0.000

PITCHER		IP	WLS	BF	H	R	ER	SO	BB	IBB	HBP	BLK	WP	HR	S	P	ERA	WHIP

Tampa Bay Rays @ Cleveland Indians

Progressive Field, Cleveland, OH

Fri Jun 19 2015, 7:11 PM - 10:12 PM EDT

Att. 22,811 - Cloudy - 68 F

TOP

livebaseballscorecards.com

Batter	1	2	3	4	5	6	7	8	9	AB	R	H	RBI	BB	SO	LOB
39 Kevin Kiermaier, L (1, 8) OBP: 0.285, SLG: 0.410	X FF 96 0-0 G4-3		B FF 93 X SI 94 1-0 L8			L CH 85 B SL 87 X CH 86 1-1 L9	C SL 79 X SL 80 0-1 FC1-4-6 1-2f			4	0	0	0	0	0	3
9 Joey Butler, R (1, 10) OBP: 0.367, SLG: 0.536	B FF 97 B FF 96 X FF 96 2-0 HR		S CH 88 B SL 88 F SI 94 B SL 88 X CH 90 2-2 G5-4-3 1-2f			T SI 94 B SL 87 X SL 88 1-1 1B		C SI 92 S CU 84 B CU 85 S CU 85 1-3 K		4	1	2	1	0	1	1
3 Evan Longoria, R (1, 5) OBP: 0.348, SLG: 0.404	B FF 96 C SL 87 X FF 96 1-1 F8			C SL 86 B CU 82 S CH 89 B FF 95 B CU 84 S SL 87 3-3 K		B SI 93 B SI 94 S FF 93 1 SAFE S FF 94 S FF 96 2-3 K		B SI 93 C CU 85 B SI 93 F SI 93 B CU 83 X SI 92 3-2 P3		4	0	0	0	0	2	1
7 David DeJesus, L (1, 7) OBP: 0.355, SLG: 0.446	B SI 94 S CH 88 F FF 96 F CH 89 F FF 95 F SI 96 B CH 89 X CH 89 2-2 G4-3			B CH 87 C FF 93 B CH 88 C FF 93 F CU 86 S SL 88 2-3 K		B SI 94 X SI 93 1-0 G4-3		C SI 91 B CU 81 B CH 87 B SI 92 F SI 91 B CU 82 4-2 BB		3	0	0	0	1	1	1
11 Logan Forsythe, R (1, 4) OBP: 0.360, SLG: 0.441		C FF 95 X SL 87 0-1 20 G1-4-3 1B		C FF 95 B SI 93 B CU 81 S SL 86 F FF 96 X FF 95 2-2 1B			C FF 94 B SL 85 B FF 95 X SL 87 2-1 1B	B SI 90 F SI 89 B CU 82 F SI 91 T CU 82 2-2 K		4	0	3	0	0	1	1
20 Steven Souza Jr., R (1, 9) OBP: 0.324, SLG: 0.455		C FF 94 B FF 95 S SL 87 X SI 96 1-2 G1-4-3 1-2f		F FF 94 S SL 86 P PO 85 S SL 86 1-3 K			C FF 94 C FF 94 X SL 88 0-2 13 1B 10 SF7 1B		F FF 90 B SL 86 X SL 86 1-1 HR	4	2	2	1	0	1	2
13 Asdrúbal Cabrera, S (1, 6) OBP: 0.267, SLG: 0.328		B FF 95 X CH 87 1-0 HR			F FF 94 X FF 94 0-1 F7		1 SAFE 1 SAFE B FF 92 1 SAFE F FF 93 1 SAFE F SI 94 X FF 95 1-2 44 1B 1-3 1B		B FF 89 F FF 89 B FF 90 F FF 90 X SL 84 2-2 F7	4	1	2	1	0	0	0
10 Jake Elmore, R (1, 3) OBP: 0.311, SLG: 0.361		C FF 95 C SL 87 F SL 88 B SI 92 B CU 83 X FF 95 2-2 G6-3			C FF 94 L CH 88 F CU 82 B SL 90 C FF 96 1-3 K		B FF 96 B FF 94 B FF 94 C FF 94 S SL 87 X SL 88 3-2 SF7 3-H		C FF 90 B SL 86 X SL 86 1-1 F8	3	0	0	1	0	1	0
44 René Rivera, R (1, 2) OBP: 0.207, SLG: 0.270			B FF 95 B SI 95 B FF 95 C FF 94 X FF 95 3-1 9 G5-4-3 1B		X FF 96 0-0 L9		C FF 94 F FF 94 F FF 96 X FF 94 0-2 39 FC1-4-6 1-2 1B		C SL 84 X SL 85 0-1 G4-3	4	0	2	0	0	0	0

	AB	34
	R	4
	H	11
	RBI	4
	BB	1
	SO	7
	LOB	9

Inning Stats	1	2	3	4	5	6	7	8	9
	R: 1 E: 0 K: 0 S: 10	H: 1 LOB: 0 BB: 0 P: 15	R: 1 E: 0 K: 0 S: 10	H: 2 LOB: 0 BB: 0 P: 14	R: 0 E: 0 K: 0 S: 6	H: 1 LOB: 0 BB: 0 P: 12	R: 0 E: 0 K: 3 S: 15	H: 1 LOB: 1 BB: 0 P: 22	R: 0 E: 0 K: 1 S: 7	H: 0 LOB: 0 BB: 0 P: 8	R: 0 E: 0 K: 1 S: 8	H: 1 LOB: 1 BB: 0 P: 13	R: 1 E: 0 K: 0 S: 17	H: 4 LOB: 2 BB: 0 P: 23	R: 0 E: 0 K: 2 S: 11	H: 0 LOB: 1 BB: 1 P: 21	R: 1 E: 0 K: 0 S: 9	H: 1 LOB: 0 BB: 0 P: 13

	1B: 8	SF: 1
	2B: 0	SAC: 0
	3B: 0	DP: 2
	HR: 3	HBP: 0

	WP: 0	PA: 36
	PB: 0	
	SB: 0	
	CS: 0	

PITCHER		IP	WLS	BF	H	R	ER	SO	BB	IBB	HBP	BLK	WP	HR	S	P	ERA	WHIP
59 Carlos Carrasco, R ERA: 4.35	(1, 1)	6.2	L	27	10	3	3	5	0	0	0	0	0	2	71	105	4.05	1.500
57 Kyle Crockett, L ERA:	(7, 1)	0.1		1	0	0	0	0	0	0	0	0	0	0	2	2	0.00	0.000
53 Jeff Manship, R ERA:	(8, 1)	1.0		4	0	0	0	2	1	0	0	0	0	0	11	21	0.00	1.000
48 Scott Atchison, R ERA: 6.75	(9, 1)	1.0		4	1	1	1	0	0	0	0	0	0	1	9	13	9.00	1.000

PITCHER	IP	WLS	BF	H	R	ER	SO	BB	IBB	HBP	BLK	WP	HR	S	P	ERA	WHIP

BOTTOM

Tampa Bay Rays @ Cleveland Indians

Progressive Field, Cleveland, OH

Fri Jun 19 2015, 7:11 PM - 10:12 PM EDT

Att. 22,811 - Cloudy - 68 F

livebaseballscorecards.com

Batter	1	2	3	4	5	6	7	8	9	AB	R	H	RBI	BB	SO	LOB
22 Jason Kipnis, L (1, 4) OBP: 0.417, SLG: 0.506	B FF 91 B FF 92 C FF 92 X FF 93 2-1 12 1B 41 WP 2B		C KC 81 S CH 86 F FF 95 X CH 88 0-2 12 FC4-6 1B		B KC 82 S FF 92 B FF 92 B KC 80 X FF 92 3-1 ③ L7			B FF 94 B FF 94 C FF 94 X FF 94 2-1 12 F9-3 1B		4	1	3	0	0	0	0
12 Francisco Lindor, S (1, 6) OBP: 0.316, SLG: 0.316	B FF 91 X FF 90 1-0 7 WP 41 WP 2-3 1B		C FF 90 X KC 78 0-1 ② FC4-6 1-2f			B FF 89 S FF 89 S KC 81 X KC 82 1-2 23 1B 1B		F SI 95 B FF 94 X SI 94 1-1 F9-3 1-1		4	0	2	0	0	0	2
23 Michael Brantley, L (1, 7) OBP: 0.381, SLG: 0.455	C KC 79 F CH 85 F FF 92 X FF 93 0-2 ① L3		B FF 91 B FF 91 C CH 84 1 SAFE X CH 84 2-1 ③ L9			B FF 92 C FF 91 B FF 92 X FF 91 2-1 1-2 1B		B SI 95 F SI 96 T SI 96 B CU 74 S FF 97 2-3 ③ K		4	0	1	0	0	1	3
41 Carlos Santana, S (1, 3) OBP: 0.358, SLG: 0.377	B FF 93 B KC 80 F FF 92 D KC 81 X FF 92 3-1 ② L8 1-2 3-H			C FF 90 B FF 92 F FF 92 B CH 86 F KC 83 X FF 91 2-2 ① G3-1		C KC 81 D KC 82 B KC 81 F FF 91 F FF 91 S CH 84 2-3 ① K			F FF 91 C FF 92 X FF 92 0-2 ① F7	4	0	0	0	0	1	3
7 David Murphy, L (1, 10) OBP: 0.363, SLG: 0.471 9 Ryan Raburn, R (6, PH) OBP: 0.369, SLG: 0.505 (7, 10)	F CH 85 F FF 92 B KC 83 F KC 83 C FF 92 1-3 ③ K 2-3			C KC 78 B KC 80 F FF 91 X FF 92 1-2 E5 39 G5-3 1B		D FF 88 C FF 87 B FF 86 B FF 87 F FF 87 F FF 87 S FF 88 3-3 ② K			C FF 92 B CH 81 B FF 93 B FF 91 B FF 92 4-1 39 DI BB	2 1	0 0	1 0	0 0	0 1	1 1	1 2
44 Brandon Moss, L (1, 9) OBP: 0.320, SLG: 0.459		B KC 80 C KC 79 B FF 92 F CH 85 X KC 84 2-2 ① L8		B CH 83 B FF 91 B FF 90 B FF 91 4-0 BB		F CU 80 S CU 82 S CU 80 0-3 ③ K			X CH 80 0-0 ② F8	3	0	0	0	1	1	3
39 Gio Urshela, R (1, 5) OBP: 0.313, SLG: 0.345		B FF 92 F FF 93 T FF 92 F KC 84 S KC 84 1-3 ② K		F KC 78 X KC 83 0-1 ② ③ G5-3 2-3f			B FF 92 F FF 91 S FF 92 F SL 84 B FF 92 S FF 93 2-3 ① K		D CH 80 F FF 90 D CH 79 S FF 92 F FF 93 F FF 92 F CH 80 B CU 77 B FF 92 4-2 1-2 BB	3	0	0	0	1	2	2
24 Michael Bourn, L (1, 8) OBP: 0.305, SLG: 0.290		B FF 92 B FF 92 X FF 92 2-0 ③ G1-3			C FF 90 X KC 80 0-1 ① G4-3		C FF 91 X FS 83 0-1 ② G3		C CH 80 S CH 81 C FF 91 0-3 ③ K	4	0	0	0	0	1	2
55 Roberto Pérez, R (1, 2) OBP: 0.333, SLG: 0.354			B FF 91 C FF 92 C FF 93 X KC 84 1-2 ① G5-3		C FF 90 F FF 92 B FF 93 S KC 84 1-3 ② K		X FF 92 0-0 ③ F9			3	0	0	0	0	1	0

	AB	32
	R	1
	H	7
	RBI	0
	BB	3
	SO	9
	LOB	18

Inning Stats																																		
	R: 1	H: 2	E: 0	LOB: 1	K: 1	BB: 0	S: 13	P: 20	R: 0	H: 0	E: 0	LOB: 0	K: 1	BB: 0	S: 8	P: 13	R: 0	H: 1	E: 0	LOB: 1	K: 0	BB: 0	S: 11	P: 14	R: 0	H: 1	E: 1	LOB: 1	K: 0	BB: 1	S: 9	P: 16	R: 0	H: 0	E: 0	LOB: 0	K: 1	BB: 0	S: 7	P: 11	R: 0	H: 2	E: 0	LOB: 2	K: 3	BB: 0	S: 16	P: 24	R: 0	H: 0	E: 0	LOB: 0	K: 1	BB: 0	S: 7	P: 9	R: 0	H: 1	E: 0	LOB: 0	K: 1	BB: 0	S: 7	P: 12	R: 0	H: 0	E: 0	LOB: 2	K: 1	BB: 2	S: 13	P: 21	1B: 6	SF: 0	2B: 2	SAC: 0	3B: 0	DP: 2	HR: 0	HBP: 0	WP: 2	PA: 35	PB: 0	SB: 0	CS: 0
---	---	---	---	---	---	---	---	---	---	---	---	---	---	---	---	---	---	---

Batter	1	2	3	4	5	6	7	8	9	AB	R	H	RBI	BB	SO	LOB
39 Kevin Kiermaier, L (1, 8) OBP: 0.293, SLG: 0.423	L SI 94 B SL 88 B SI 94 B FF 92 B SI 94 4-1 9 1B 3 HR BB		S SL 89 X CH 85 0-1 3 BB 9 S 7 FC9-6 1B		B SI 93 C SL 88 B SI 94 S FF 93 F SI 94 B FF 93 S SL 90 3-3 ② K			B SI 92 C CH 82 B SI 91 X SI 92 2-1 3 E 3B		3	2	2	0	1	1	0
9 Joey Butler, R (1, 10) OBP: 0.371, SLG: 0.531	B FF 92 1 SAFE X SL 91 1-0 3 HR 1-3 1B		1 SAFE B SI 93 B SI 93 F FF 92 B SI 94 B SI 94 4-1 7 FC9-6 3 BB 1-2 BB		B FF 93 C CU 82 F SL 88 F SI 94 C SI 92 1-3 ③ K			B SI 93 X SI 93 1-0 ① G2-3		3	1	1	0	1	1	1
3 Evan Longoria, R (1, 5) OBP: 0.350, SLG: 0.416	F SI 93 S FF 94 D CU 85 B CU 84 X FF 95 2-2 1-H 3-H HR		F SL 90 D SL 90 B FF 94 B SI 94 D FF 92 4-1 7 FC9-6 1-2 2-3 BB			X SI 92 0-0 ① F8		C SI 92 S CH 86 F CH 86 X SL 85 0-2 FC1 3-3		3	1	1	3	1	0	1
7 David DeJesus, L (1, 7) OBP: 0.358, SLG: 0.450	X SI 94 0-0 11 L8-5 2B		C CH 85 D FF 92 X CH 86 1-1 ① FC9-6 11 G6-4-3 1-2f 2-3 3-H			C FF 91 X SL 88 0-1 ② F7		I IN 78 I IN 78 I IN 79 I IN 78 4-0 11 G6-4-3 IBB		3	0	1	1	1	0	2
11 Logan Forsythe, R (1, 4) OBP: 0.358, SLG: 0.435	S SL 91 C SI 94 F SL 91 F CU 84 F SI 94 F SL 91 F FF 95 F CU 85 X CU 86 0-2 ①② L8-5 2-3		C SI 93 X SL 90 0-1 ②③ G6-4-3 1-2f			C CU 81 B SL 87 H SI 93 2-1 HBP		B SI 93 X SI 92 1-0 ②③ G6-4-3 1-2f		3	0	0	0	0	0	6
20 Steven Souza Jr., R (1, 9) OBP: 0.323, SLG: 0.449	F SI 93 F SL 90 F FF 94 S SL 84 0-3 ③ K			F FF 92 F SI 92 B SL 90 B CU 84 X SL 89 2-2 ① P6		F FF 92 X SL 88 0-1 ③ F9			B SL 83 S SI 91 B CH 85 B SL 84 F SI 91 B CH 83 4-2 13 G4-6-3 BB	3	0	0	0	1	1	1
13 Asdrúbal Cabrera, S (1, 6) OBP: 0.267, SLG: 0.323		B SI 94 B SI 93 F FF 93 X SL 89 2-1 ① F9		F FF 93 S SL 89 B SL 90 B CU 82 B CU 83 F SL 89 D FF 93 4-2 2 CS BB			L SL 87 B CU 81 F FF 92 B FF 94 F CU 82 B CU 84 X SL 88 3-2 ① G4-3		C FF 88 B FF 90 C FF 89 F FF 92 X SL 78 1-2 ①② G4-6-3 1-2f	3	0	0	0	1	0	1
2 Nick Franklin, S (1, 3) OBP: 0.213, SLG: 0.261		B SI 94 F SI 94 C CH 86 X SI 94 1-2 ② L8		B SI 92 F SL 88 F SL 88 1 SAFE S SI 94 1-3 ②③ K 1-2			B FF 93 B SI 92 F SI 94 B SL 89 C FF 93 X FF 93 3-2 ② F7		B FF 89 B FF 90 X FF 88 2-0 1B	4	0	1	0	0	1	1
44 René Rivera, R (1, 2) OBP: 0.203, SLG: 0.264		X SI 93 0-0 ③ G5-3			C SL 87 B FF 91 F SL 89 C SI 93 1-3 ① K		C SL 90 B CU 82 S SL 90 B CU 83 F SI 92 B SI 93 C SL 90 3-3 ③ K		X FF 89 0-0 ③ G4-3	4	0	0	0	0	2	1
Inning Stats	R: 3 H: 3 E: 0 LOB: 0 K: 1 BB: 1 S: 19 P: 26	R: 0 H: 0 E: 0 LOB: 0 K: 0 BB: 0 S: 6 P: 9	R: 1 H: 1 E: 0 LOB: 1 K: 0 BB: 2 S: 8 P: 17	R: 0 H: 0 E: 0 LOB: 1 K: 1 BB: 1 S: 9 P: 16	R: 0 H: 0 E: 0 LOB: 0 K: 3 BB: 0 S: 11 P: 16	R: 0 H: 0 E: 0 LOB: 1 K: 0 BB: 0 S: 6 P: 8	R: 0 H: 0 E: 0 LOB: 0 K: 1 BB: 0 S: 11 P: 20	R: 0 H: 1 E: 1 LOB: 2 K: 0 BB: 1 S: 8 P: 16	R: 0 H: 1 E: 0 LOB: 1 K: 0 BB: 1 S: 8 P: 15	1B: 3 SF: 0 2B: 3 SAC: 0 3B: 1 DP: 5 HR: 1 HBP: 1						WP: 0 PA: 36 PB: 0 SB: 1 CS: 1

TOP

Tampa Bay Rays @ Cleveland Indians

Progressive Field, Cleveland, OH

Sat Jun 20 2015, 7:11 PM - 10:17 PM EDT

Att. 24,670 - Partly Cloudy - 78 F

livebaseballscorecards.com

AB	29
R	4
H	6
RBI	4
BB	6
SO	6
LOB	14

PITCHER		IP	WLS	BF	H	R	ER	SO	BB	IBB	HBP	BLK	WP	HR	S	P	ERA	WHIP
28 Corey Kluber, R ERA: 3.65	(1, 1)	7.0	L	27	4	4	4	6	4	0	1	0	0	1	70	112	5.14	1.143
54 Ryan Webb, R ERA: 2.49	(8, 1)	1.0		6	1	0	0	0	1	1	0	0	0	0	10	22	0.00	2.000
57 Kyle Crockett, L ERA:	(9, 1)	1.0		3	1	0	0	0	0	0	0	0	0	0	6	9	0.00	1.000

PITCHER		IP	WLS	BF	H	R	ER	SO	BB	IBB	HBP	BLK	WP	HR	S	P	ERA	WHIP

Tampa Bay Rays @ Cleveland Indians

Progressive Field, Cleveland, OH

Sat Jun 20 2015, 7:11 PM - 10:17 PM EDT

Att. 24,670 - Partly Cloudy - 78 F

livebaseballscorecards.com

BOTTOM

Batter	1	2	3	4	5	6	7	8	9	AB	R	H	RBI	BB	SO	LOB
22 Jason Kipnis, L (1, 10) OBP: 0.422, SLG: 0.511	C FF 88 F SI 90 B FF 91 F FF 91 B SL 82 X CH 79 2-2 ① F7			C CH 79 F SI 92 X CH 82 0-2 23 F9 12 E 1B		C SI 93 B SI 94 B SI 92 X SI 93 2-1 12 WP 2B		D SL 79 C SI 90 F SI 91 B FS 84 B SI 92 F FF 91 F SI 90 B SI 92 4-2 12 FC4-6 BB 1-2 2-3		3	0	2	0	1	0	0
12 Francisco Lindor, S (1, 6) OBP: 0.261, SLG: 0.261	C SI 90 S CH 82 B CH 84 F CH 83 X FF 93 1-2 ② F7			C FF 90 B FF 92 B FF 88 F FF 86 B FF 87 X FF 88 3-2 ① L5 1-2		B SI 94 F SI 93 B SI 92 B SL 85 S SL 85 2-3 ② K 2-3		F CU 78 F SI 91 F FS 84 D FS 84 X FS 84 1-2 ② FC4-6 23 FC4-6 1-2f 2-3 3-H		4	0	0	1	0	1	4
23 Michael Brantley, L (1, 7) OBP: 0.375, SLG: 0.446	C CH 80 X FF 93 0-1 ③ G3-1			C CU 81 F CU 81 B FF 92 X CU 80 1-2 ② F9 2-3		X SI 92 0-0 ③ G3		C CU 77 F SI 92 F FS 86 D FS 86 X SI 91 1-2 ③ FC4-6 1-2f		4	0	0	0	0	0	4
41 Carlos Santana, S (1, 3) OBP: 0.361, SLG: 0.377		X SI 90 0-0 ① G4-3		D CU 79 B FF 87 B FF 87 B FF 87 4-0 BB			B FF 92 C FF 92 C FS 82 B FS 84 S FF 92 2-3 ① K		X FF 92 0-0 4 1B 4 DI 1B	3	0	1	0	1	1	0
44 Brandon Moss, L (1, 9) OBP: 0.315, SLG: 0.451		C FF 90 F CH 82 S CH 84 0-3 ② K		B CU 80 S CU 80 S CU 80 S CU 81 1-3 ③ K			C FS 84 B FS 84 S FS 83 S FF 92 1-3 ② K		B CH 80 B CH 81 S FF 92 F FF 92 X FF 94 2-2 ① F8	4	0	0	0	0	3	3
10 Yan Gomes, R (1, 2) OBP: 0.214, SLG: 0.301 7 David Murphy, L (9, PH) OBP: 0.361, SLG: 0.467		C FF 92 F CU 79 B CH 83 B CH 83 B FF 94 S FF 92 3-3 ③ K			F SI 92 B SI 92 C SI 92 S SI 91 1-3 ① K		B SL 84 X FF 92 1-0 ③ F8		B CH 80 C FF 91 X FF 93 1-1 ② L8	3 1	0 0	0 0	0 0	0 0	2 0	0 1
4 Mike Aviles, R (1, 4) OBP: 0.336, SLG: 0.385			B FF 89 B CU 81 X FF 90 2-0 39 G6-4-3 1B		C SI 92 X SI 93 0-1 ② G6-3			C SI 91 B SL 83 B SL 80 X SI 91 2-1 ① L8 C FF 93 B CH 80 F CH 80 X FF 93	1-2 24 DI 1B 1-3	4	0	2	0	0	0	0
24 Michael Bourn, L (1, 8) OBP: 0.309, SLG: 0.287			B SI 90 S FF 90 1 SAFE S CH 81 S CH 81 1-3 ① K		B SI 94 S SI 92 B SL 86 B SI 92 X SI 92 3-1 ③ G4-3			B FF 91 B FF 91 B SI 90 C FF 90 F FF 90 B FF 90 4-2 22 BB 39 1B 12 FC4-6 BB	C CH 80 D CH 80 B FF 93 B FF 93 F FF 93 B FF 91 4-2 1-2 BB	2	1	0	0	2	1	1
39 Gio Urshela, R (1, 5) OBP: 0.306, SLG: 0.333			B SL 84 C FF 92 X SL 85 1-1 ② ③ G6-4-3 1-2f			B SI 92 B SI 92 S SI 91 X SL 90 2-1 ① G6-3		F SL 80 F SL 81 D SL 83 X SL 81 1-2 12 FC4-6 22 BB 1B 1-2	F CH 81 F CH 79 F FF 92 C FF 93 0-3 ③ K	4	0	1	0	0	1	4
Inning Stats	R: 0 E: 0 K: 0 S: 10 H: 0 LOB: 0 BB: 0 P: 13	R: 0 E: 0 K: 2 S: 7 H: 0 LOB: 0 BB: 0 P: 10	R: 0 E: 0 K: 1 S: 6 H: 1 LOB: 0 BB: 0 P: 10	R: 0 E: 1 K: 1 S: 12 H: 1 LOB: 2 BB: 1 P: 21	R: 0 E: 0 K: 1 S: 7 H: 0 LOB: 0 BB: 0 P: 11	R: 0 E: 0 K: 1 S: 8 H: 1 LOB: 1 BB: 0 P: 14	R: 0 E: 0 K: 2 S: 7 H: 0 LOB: 0 BB: 0 P: 11	R: 1 E: 0 K: 0 S: 19 H: 1 LOB: 2 BB: 2 P: 32	R: 0 E: 0 K: 1 S: 15 H: 2 LOB: 3 BB: 1 P: 23	1B: 5 2B: 1 3B: 0 HR: 0 SF: 0 SAC: 0 DP: 1 HBP: 0						

	AB	32
	R	1
	H	6
	RBI	1
	BB	4
	SO	9
	LOB	17

PITCHER		IP	WLS	BF	H	R	ER	SO	BB	IBB	HBP	BLK	WP	HR	S	P	ERA	WHIP
30 Erasmo Ramírez, R ERA: 4.23	(1, 1)	3.0		10	2	0	0	3	0	0	0	0	0	0	26	36	0.00	0.667
31 Xavier Cedeño, L ERA: 3.44	(4, 1)	1.0	W	4	0	0	0	1	1	0	0	0	0	0	9	18	0.00	1.000
56 Ronald Belisario, R ERA:	(5, 1)	2.0		7	1	0	0	2	0	0	0	0	1	0	15	25	0.00	0.500
54 Steve Geltz, R ERA: 2.3	(7, 1)	1.0		3	0	0	0	2	0	0	0	0	0	0	7	11	0.00	0.000
47 Brandon Gomes, R ERA: 2.59	(8, 1)	1.0		6	1	1	1	0	2	0	0	0	0	0	19	32	9.00	3.000

PITCHER		IP	WLS	BF	H	R	ER	SO	BB	IBB	HBP	BLK	WP	HR	S	P	ERA	WHIP
26 Brad Boxberger, R ERA: 2.7	(9, 1)	1.0	S	6	2	0	0	1	1	0	0	0	0	0	15	23	0.00	3.000

WP: 1 PB: 0 SB: 0 CS: 0 PA: 36

Batter	1	2	3	4	5	6	7	8	9	AB	R	H	RBI	BB	SO	LOB
39 Kevin Kiermaier, L (1, 8) OBP: 0.293, SLG: 0.424	X FF 94 0-0 ① G6-3		B FF 92 C CH 85 X CH 84 1-1 ③ F9			C CU 75 B FF 92 S FF 91 F FF 92 X FF 92 1-2 ① G6-3		C CU 75 B CU 77 X CH 82 1-1 9 G6-3 2B		4	0	1	0	0	0	0
9 Joey Butler, R (1, 7) OBP: 0.368, SLG: 0.521	B FF 94 C FF 95 S FF 96 B FF 97 B FF 95 B FF 95 4-2 3 S BB			X FC 87 0-0 ① F9		B CH 82 B FF 92 X FF 92 2-0 ② G6-3		B FF 90 B FF 90 F FF 90 S FF 92 X FF 93 2-2 ② G6-3 2-3		3	0	0	0	1	0	1
3 Evan Longoria, R (1, 5) OBP: 0.349, SLG: 0.411	B FF 95 C FF 94 F FF 96 B FF 96 B FF 96 S FF 95 3-3 ② K 1-2			C FF 94 B FF 94 B FF 94 S CH 85 X FF 94 2-2 ② G6-3		B FF 94 X FF 91 1-0 ③ P4		I IN 87 I IN 88 I IN 87 I IN 87 4-0 IBB		3	0	0	0	1	1	1
7 David DeJesus, L (1, 10) OBP: 0.358, SLG: 0.448 2 Nick Franklin, S (8, PH) OBP: 0.211, SLG: 0.257 (8, 10)	B FF 96 B CH 84 F FF 96 C FF 95 C CH 85 2-3 ③ K			C FF 93 B CU 78 S CH 85 X FF 94 1-2 1B			B FF 90 C CH 80 F CH 81 S FF 92 1-3 ① K	B SI 93 F SI 93 B SI 92 B SI 93 F SI 93 S SL 85 3-3 ③ K		3 1	0 0	1 0	0 0	0 0	2 1	1 2
11 Logan Forsythe, R (1, 4) OBP: 0.364, SLG: 0.440		C FC 90 F FF 94 X FC 89 0-2 20 FC5-4 1B		C FF 93 X FC 91 0-1 ③ F8			C FC 89 B FC 87 X FF 93 1-1 13 L9 20 1B 1B		C FF 94 S KC 86 B KC 87 F FF 95 B KC 85 F FF 95 X FF 96 2-2 13 G3 20 G6-3 1B	4	0	3	0	0	0	1
20 Steven Souza Jr., R (1, 9) OBP: 0.322, SLG: 0.446		B FF 94 X FF 93 1-0 ① FC5-4 13 G3-6-1 1-2f			B CH 83 C FF 93 S CH 82 X FF 92 1-2 ① G4-3		B FF 92 D FF 90 X FF 91 2-0 10 FC4 1-2 1B		S FF 95 B FF 93 D KC 86 X FF 96 2-1 ① G6-3 1-2	4	0	1	0	0	0	2
13 Asdrúbal Cabrera, S (1, 6) OBP: 0.267, SLG: 0.322		F FF 93 1 SAFE C FF 94 X FF 94 0-2 ② ③ G3-6-1 1-2f			C FF 94 X FF 93 0-1 10 G1-3 1B		B FF 90 X FF 91 1-0 ② L9 2-3		C FF 95 F FF 95 F FF 96 X FF 95 0-2 ② G3 2-3	4	0	1	0	0	0	4
10 Jake Elmore, R (1, 3) OBP: 0.298, SLG: 0.345			C FF 92 B CH 83 X CH 84 1-1 ① F8		X FF 92 0-0 ② G1-3 1-2		B FF 91 X FF 91 1-0 ③ FC4 1-2f		C KC 87 D KC 86 B FF 95 C KC 86 B FF 96 S KC 87 3-3 ③ K	4	0	0	0	0	1	4
19 Curt Casali, R (1, 2) OBP: 0.400, SLG: 0.667			X FF 92 0-0 ② G5-3		C FF 94 B CH 83 B CH 83 C FF 93 B CH 83 T FF 93 3-2 ③ K			C FF 90 B FC 88 C FF 92 X FC 88 1-2 ① L8		3	0	0	0	0	1	1
Inning Stats	R: 0 E: 0 K: 2 S: 9 H: 0 LOB: 1 BB: 1 P: 18	R: 0 E: 0 K: 0 S: 7 H: 1 LOB: 0 BB: 0 P: 8	R: 0 E: 0 K: 0 S: 5 H: 0 LOB: 0 BB: 0 P: 7	R: 0 E: 0 K: 0 S: 9 H: 1 LOB: 1 BB: 0 P: 12	R: 0 E: 0 K: 1 S: 9 H: 1 LOB: 1 BB: 0 P: 13	R: 0 E: 0 K: 0 S: 6 H: 0 LOB: 0 BB: 0 P: 10	R: 0 E: 0 K: 1 S: 8 H: 2 LOB: 2 BB: 0 P: 14	R: 0 E: 0 K: 1 S: 11 H: 1 LOB: 2 BB: 1 P: 22	R: 0 E: 0 K: 1 S: 14 H: 1 LOB: 1 BB: 0 P: 21	1B: 6 2B: 1 3B: 0 HR: 0 SF: 0 SAC: 0 DP: 1 HBP: 0						

TOP

Tampa Bay Rays @ Cleveland Indians

Progressive Field, Cleveland, OH

Sun Jun 21 2015, 1:10 PM - 3:46 PM EDT

Att. 20,847 - Cloudy - 74 F

livebaseballscorecards.com

AB	33
R	0
H	7
RBI	0
BB	2
SO	6
LOB	17

PITCHER		IP	WLS	BF	H	R	ER	SO	BB	IBB	HBP	BLK	WP	HR	S	P	ERA	WHIP
56 Cody Anderson, R ERA:	(1, 1)	7.2		29	6	0	0	4	1	0	0	0	0	0	61	94	0.00	0.913
35 Marc Rzepczynski, L ERA: 2.76	(8, 1)	0.1		2	0	0	0	1	0	1	0	0	0	0	3	10	0.00	0.000
37 Cody Allen, R ERA: 3.9	(9, 1)	1.0	W	4	1	0	0	1	0	0	0	0	0	0	14	21	0.00	1.000

PITCHER		IP	WLS	BF	H	R	ER	SO	BB	IBB	HBP	BLK	WP	HR	S	P	ERA	WHIP

Tampa Bay Rays @ Cleveland Indians

Progressive Field, Cleveland, OH

Sun Jun 21 2015, 1:10 PM - 3:46 PM EDT

Att. 20,847 - Cloudy - 74 F

livebaseballscorecards.com

BOTTOM

Batter	1	2	3	4	5	6	7	8	9	AB	R	H	RBI	BB	SO	LOB
22 Jason Kipnis, L (1, 4) OBP: 0.423, SLG: 0.509	B FF 93 B FF 93 B FF 92 C FF 92 X FF 91 3-1 ① G4-3			B FF 93 X FF 93 1-0 ① G4-3		1 SAFE B FF 93 D CH 82 I IN 66 4-0 1-2 IBB			B FF 94 X CH 86 1-0 1-3 12 DI 1B	3	0	1	0	1	0	0
12 Francisco Lindor, S (1, 6) OBP: 0.222, SLG: 0.222	C FF 93 X CH 83 0-1 ② G3			S FC 84 B FF 94 B FF 92 F FF 93 B FC 82 X FF 94 3-2 ② G6-3		F FF 91 B FC 83 X FF 93 1-1 ③ L7			S CU 82 B FF 95 S CU 83 D CU 83 X CU 81 2-2 ① L7 1-2	4	0	0	0	0	0	4
23 Michael Brantley, L (1, 7) OBP: 0.373, SLG: 0.441	C FF 93 B FC 88 F FF 94 C FC 86 1-3 ③ K			C CU 74 F CU 77 B FF 92 B SI 94 X FC 85 2-2 ③ G4-3			X FF 94 0-0 ① G4-3		I IN 47 I IN 50 I IN 48 I IN 46 4-0 IBB	3	0	0	0	1	1	0
7 David Murphy, L (1, 10) OBP: 0.358, SLG: 0.460		C FF 93 B FC 85 S FF 94 F FC 84 F FF 94 F CH 85 F FF 95 S FF 94 1-3 ① K			C CH 82 B FC 85 S FF 92 X CU 79 1-2 ① F9		B FF 94 C FF 94 B FF 94 B FF 93 B FF 94 4-1 41 G3-6 BB		B FF 94 B FF 92 C FF 93 B CU 81 X FF 93 3-1 ② SF8 3-H	2	0	0	1	1	1	0
41 Carlos Santana, S (1, 3) OBP: 0.357, SLG: 0.372		C FC 85 B CH 86 B FF 94 S FC 85 X FF 95 2-2 ② G5-3			B FF 94 F CH 83 X FF 93 1-1 ② L7		B FF 92 X FF 92 1-0 ②③ G3-6 1-2f			3	0	0	0	0	0	1
44 Brandon Moss, L (1, 9) OBP: 0.311, SLG: 0.445		C FF 95 F FC 86 B SI 94 B CH 85 B FC 85 C FF 94 3-3 ③ K			B FC 84 F FF 93 X CH 84 1-1 ③ L9			C FF 87 C CU 79 X FF 89 0-2 ① L8		3	0	0	0	0	1	0
4 Mike Aviles, R (1, 5) OBP: 0.329, SLG: 0.376			B FC 86 F FF 94 B FF 92 X FF 93 2-1 ① F8			X FF 94 0-0 ① L8		C FF 88 X FF 88 0-1 ② G6-3		3	0	0	0	0	0	0
24 Michael Bourn, L (1, 8) OBP: 0.309, SLG: 0.288			B FF 94 B FC 84 X FF 94 2-0 ② G6-3			C FF 94 B FC 86 B CH 84 X FF 94 2-1 22 WP 1B		M CU 80 B CU 80 S CU 80 B CU 81 B FF 89 S CU 80 3-3 ③ K		3	0	1	0	0	1	0
55 Roberto Pérez, R (1, 2) OBP: 0.333, SLG: 0.353			B FF 94 C FC 85 S FC 85 C FF 93 1-3 ③ K			D FF 94 B FF 93 X FF 92 2-0 ② L7			B FF 94 X FF 94 1-0 22 1B 7 SF8 1B	3	1	1	0	0	1	1

Inning Stats																																	
	R: 0	H: 0	E: 0	LOB: 0	K: 1	BB: 0	S: 7	P: 11	R: 0	H: 0	E: 0	LOB: 0	K: 2	BB: 0	S: 13	P: 19	R: 0	H: 0	E: 0	LOB: 0	K: 1	BB: 0	S: 6	P: 11	R: 0	H: 0	E: 0	LOB: 0	K: 0	BB: 0	S: 7	P: 13	R: 0	H: 0	E: 0	LOB: 0	K: 0	BB: 0	S: 7	P: 10
	R: 0	H: 1	E: 0	LOB: 2	K: 0	BB: 1	S: 6	P: 15	R: 0	H: 0	E: 0	LOB: 0	K: 0	BB: 1	S: 3	P: 8	R: 0	H: 0	E: 0	LOB: 0	K: 1	BB: 0	S: 8	P: 11	R: 1	H: 2	E: 0	LOB: 2	K: 0	BB: 1	S: 7	P: 18	1B: 3	SF: 1	2B: 0	SAC: 0	3B: 0	DP: 1	HR: 0	HBP: 0

	AB	27
	R	1
	H	3
	RBI	1
	BB	3
	SO	5
	LOB	6

WP: 1 PA: 31
PB: 0
SB: 0
CS: 0

PITCHER		IP	WLS	BF	H	R	ER	SO	BB	IBB	HBP	BLK	WP	HR	S	P	ERA	WHIP
37 Alex Colomé, R ERA: 4.5	(1, 1)	7.0		23	1	0	0	4	1	1	0	0	1	0	49	87	0.00	0.286
31 Xavier Cedeño, L ERA: 3.26	(8, 1)	1.0		3	0	0	0	1	0	0	0	0	0	0	8	11	0.00	0.000
40 Kevin Jepsen, R ERA: 2.7	(9, 1)	0.2	L	5	2	1	1	0	0	1	0	0	0	0	7	18	13.50	3.000

PITCHER	IP	WLS	BF	H	R	ER	SO	BB	IBB	HBP	BLK	WP	HR	S	P	ERA	WHIP

Detroit Tigers @ Cleveland Indians

Progressive Field, Cleveland, OH

Mon Jun 22 2015, 7:22 PM - 10:47 PM EDT

Att. 15,746 - Cloudy - 74 F

TOP

livebaseballscorecards.com

Batter	1	2	3	4	5	6	7	8	9	AB	R	H	RBI	BB	SO	LOB
12 Anthony Gose, L (1, 8) OBP: 0.314, SLG: 0.369	L7	F7		24 BB; 3 BB; 41 1B; 1B	L6			F7		5	1	1	0	0	0	2
3 Ian Kinsler, R (1, 4) OBP: 0.340, SLG: 0.348	24 1B; 52 2B; 1B	FC6-4; 24 BB; 1-2f; 3-H		24 BB; 41 1B; BB		24 G5-4-3; 1B		L8		4	2	2	1	1	0	1
24 Miguel Cabrera, R (1, 3) OBP: 0.456, SLG: 0.593	52 2B; 1B	BB		41 1B; 52 SF7; BB		G5-4-3; 1-2f		1B		3	1	2	1	2	0	1
41 Victor Martinez, S (1, 10) OBP: 0.311, SLG: 0.297	L6	K		1B		G4-3		L4		5	0	1	2	0	1	5
52 Yoenis Cespedes, R (1, 7) OBP: 0.340, SLG: 0.508	2B		HR	SF7			HBP		34 2B; 17 SF7; 1B	3	2	3	3	0	0	0
28 J.D. Martinez, R (1, 9) OBP: 0.331, SLG: 0.508	34 FC6-4; IBB		G5-3	K			K		F9	4	0	0	0	1	2	3
34 James McCann, R (1, 2) OBP: 0.296, SLG: 0.384	FC6-4; 1-2f		K	L9			BB		2B	4	0	1	0	1	1	4
17 Andrew Romine, S (1, 5) OBP: 0.328, SLG: 0.345		1; 1B; 3 FC6-4; 2B	K		G3-1		K		SF7; 3-H	4	1	1	1	0	2	2
1 Jose Iglesias, R (1, 6) OBP: 0.378, SLG: 0.390		3 FC6-4; 2-3; 1B		3 BB; 12 1B; 24 BB; 1B	G1-3		G3-1		P4	5	1	2	0	0	0	3
Inning Stats	R: 1 E: 0 K: 0 S: 12 H: 3 LOB: 3 BB: 1 P: 24	R: 1 E: 0 K: 1 S: 18 H: 2 LOB: 2 BB: 1 P: 29	R: 1 E: 0 K: 2 S: 9 H: 1 LOB: 0 BB: 0 P: 12	R: 4 E: 0 K: 1 S: 16 H: 3 LOB: 1 BB: 2 P: 34	R: 0 E: 0 K: 0 S: 5 H: 0 LOB: 0 BB: 0 P: 6	R: 0 E: 0 K: 0 S: 7 H: 1 LOB: 0 BB: 0 P: 8	R: 0 E: 0 K: 2 S: 14 H: 0 LOB: 2 BB: 1 P: 23	R: 0 E: 0 K: 0 S: 8 H: 1 LOB: 1 BB: 0 P: 13	R: 1 E: 0 K: 0 S: 16 H: 2 LOB: 1 BB: 0 P: 22	1B: 9 2B: 3 3B: 0 HR: 1 SF: 2 SAC: 0 DP: 1 HBP: 1							WP: 0 PB: 0 SB: 0 CS: 0 PA: 45

	AB	37
	R	8
	H	13
	RBI	8
	BB	5
	SO	6
	LOB	21

PITCHER	IP	WLS	BF	H	R	ER	SO	BB	IBB	HBP	BLK	WP	HR	S	P	ERA	WHIP
47 Trevor Bauer, R (1, 1) ERA: 3.86	3.0	L	22	9	7	7	3	3	1	0	0	0	1	47	88	21.00	4.000
53 Jeff Manship, R (4, 1) ERA:	3.0		9	1	0	0	1	0	0	0	0	0	0	20	25	0.00	0.333
27 Bryan Shaw, R (7, 1) ERA: 2.19	1.0		5	0	0	0	2	1	0	1	0	0	0	14	23	0.00	1.000
54 Ryan Webb, R (8, 1) ERA: 2.38	1.0		4	1	0	0	0	0	0	0	0	0	0	8	13	0.00	1.000
48 Scott Atchison, R (9, 1) ERA: 6.86	1.0		5	2	1	1	0	0	0	0	0	0	0	16	22	9.00	2.000

PITCHER	IP	WLS	BF	H	R	ER	SO	BB	IBB	HBP	BLK	WP	HR	S	P	ERA	WHIP

BOTTOM

Batter	1	2	3	4	5	6	7	8	9	AB	R	H	RBI	BB	SO	LOB
22 Jason Kipnis, L (1, 4) OBP: 0.422, SLG: 0.511	C FC 85 F SI 86 F FF 86 B FC 84 B FC 83 X SI 87 2-2 ① **G1-3**		X SI 87 0-0 12 SH5-3 23 1B **2B** 2-H 3-H	D CU 76 F FF 89 X CU 77 1-1 ③ **L9**			F SL 88 B FF 94 F SI 93 X SL 88 1-2 **1B**		B CH 85 F FF 91 C FF 92 X CH 86 1-2 ③ **G6-3**	5	1	2	2	0	0	3
12 Francisco Lindor, S (1, 6) OBP: 0.233, SLG: 0.233	C FF 86 X CU 77 0-1 9 FC5-4 **1B**		X CU 74 0-0 ① **SH5-3** 2-3		C CH 78 X CH 77 0-1 ① **F8**		C SL 88 F SI 93 B FF 94 F FF 93 F FF 94 T SL 87 1-2 ③ **K**			3	0	1	0	0	1	1
23 Michael Brantley, L (1, 8) OBP: 0.371, SLG: 0.437	1 SAFE C FC 84 1 SAFE B SI 86 B SI 86 F FC 85 F SI 86 X FC 85 2-2 ② **P5**		B FC 84 D FC 85 X FC 84 2-0 9 G6-4-3 **1B** 3-H		C FF 89 F CU 77 B CU 77 C CH 79 1-3 ② **K**			B FF 94 B FF 93 C SL 83 X SL 83 2-1 ① **L8**		4	0	1	1	0	1	1
9 Ryan Raburn, R (1, 10) OBP: 0.360, SLG: 0.490 7 David Murphy, L (8, PH) OBP: 0.362, SLG: 0.486 (9, 10)	1 SAFE 1 SAFE B SI 86 X FF 86 1-0 ③ **FC5-4** 1-2f		1 SAFE X FC 83 0-0 ② ③ **G6-4-3** 1-2f		C FF 89 B FC 85 F FC 85 F CU 76 B FF 88 X CH 80 2-2 ③ **G5-3**			C FF 94 B SL 86 B CH 84 B CU 81 F CU 82 X SL 83 3-2 **HR**		3	0	0	0	0	0	2
										1	1	1	1	0	0	0
41 Carlos Santana, S (1, 3) OBP: 0.355, SLG: 0.369		B CH 84 B CH 81 C SI 86 X SI 86 2-1 ① **G6-3**		B CH 83 X CH 84 1-0 4 FC6-4 **1B**		F FF 86 C CU 74 F CH 78 B CU 77 X FF 88 1-2 ① **G6-3**		B CU 77 B FF 93 B SL 82 C FF 93 C FF 94 X FF 93 3-2 ② **P4**		4	0	1	0	0	0	0
4 Mike Aviles, R (1, 7) OBP: 0.320, SLG: 0.365		B FF 86 X SI 87 1-0 ② **G4-3**		D CH 83 B FC 85 B SI 86 C SI 86 C SI 85 X SI 86 3-2 ① **FC6-4** 55 BB 39 1B 1-2f		B FF 89 F FF 88 X FC 85 1-1 ② **L5**		C SL 82 T CU 79 F CU 78 T SL 84 0-2 ③ **K**		4	0	0	0	0	1	1
44 Brandon Moss, L (1, 9) OBP: 0.307, SLG: 0.437		B SI 88 C FF 85 X FF 87 1-1 ③ **F8**		B FC 85 B FC 84 X SI 85 2-0 ② **L9**		X FC 83 0-0 ③ **P4**			B CH 83 X FF 89 1-0 ① **P4**	4	0	0	0	0	0	1
39 Gio Urshela, R (1, 5) OBP: 0.325, SLG: 0.333			C SI 85 F CU 75 B FF 87 B SI 87 B CH 83 F CH 82 F FC 84 B FF 88 4-2 55 2B 22 2B **BB**	X CH 79 0-0 55 BB 1-2 **1B**			C SI 91 F SL 88 F FF 94 F SI 92 X CU 85 0-2 **E6** 55 G6-4-3		B FF 92 B SL 77 F FF 92 F FF 93 X SL 76 2-2 ② **L6**	3	1	1	0	1	0	0
55 Roberto Pérez, R (1, 2) OBP: 0.346, SLG: 0.400			C SI 87 S SI 88 X SI 87 0-2 22 2B **2B** 1-3	D CU 76 F SI 86 B CU 76 B FC 84 F FF 87 D SI 86 4-2 **BB** 1-2 2-3			T SL 88 X FF 93 0-1 ① ② **G6-4-3** 1-2f		X FF 92 0-0 **HR**	3	2	2	1	1	0	1
Inning Stats	R: 0 E: 0 K: 0 S: 11 H: 1 LOB: 1 BB: 0 P: 16	R: 0 E: 0 K: 0 S: 5 H: 0 LOB: 0 BB: 0 P: 9	R: 3 E: 0 K: 0 S: 11 H: 3 LOB: 0 BB: 1 P: 17	R: 0 E: 0 K: 0 S: 10 H: 2 LOB: 3 BB: 1 P: 21	R: 0 E: 0 K: 1 S: 9 H: 0 LOB: 0 BB: 0 P: 12	R: 0 E: 0 K: 0 S: 7 H: 0 LOB: 0 BB: 0 P: 9	R: 0 E: 1 K: 1 S: 15 H: 1 LOB: 1 BB: 0 P: 17	R: 1 E: 0 K: 1 S: 12 H: 1 LOB: 0 BB: 0 P: 20	R: 1 E: 0 K: 0 S: 8 H: 1 LOB: 0 BB: 0 P: 12	1B: 5 2B: 2 3B: 0 HR: 2 SF: 0 SAC: 1 DP: 2 HBP: 0						

PITCHER		IP	WLS	BF	H	R	ER	SO	BB	IBB	HBP	BLK	WP	HR	S	P	ERA	WHIP
56 Kyle Ryan, L ERA: 3.91	(1, 1)	3.2		18	6	3	3	0	2	0	0	0	0	0	35	60	7.36	2.182
65 Blaine Hardy, L ERA: 2.61	(4, 1)	2.1	W	7	0	0	0	1	0	0	0	0	0	0	18	24	0.00	0.000
30 Alex Wilson, R ERA: 1.75	(7, 1)	1.0		4	1	0	0	1	0	0	0	0	0	0	15	17	0.00	1.000
44 Joba Chamberlain, R ERA: 1.93	(8, 1)	1.0		4	1	1	1	1	0	0	0	0	0	1	12	20	9.00	1.000
38 Joakim Soria, R ERA: 2.93	(9, 1)	1.0		4	1	1	1	0	0	0	0	0	0	1	8	12	9.00	1.000

PITCHER	IP	WLS	BF	H	R	ER	SO	BB	IBB	HBP	BLK	WP	HR	S	P	ERA	WHIP

Detroit Tigers @ Cleveland Indians

Progressive Field, Cleveland, OH

Mon Jun 22 2015, 7:22 PM - 10:47 PM EDT

Att. 15,746 - Cloudy - 74 F

livebaseballscorecards.com

AB	34
R	5
H	9
RBI	5
BB	2
SO	3
LOB	10

WP: 0 PB: 0 SB: 0 CS: 0

PA: 37

Detroit Tigers @ Cleveland Indians

Progressive Field, Cleveland, OH

Tue Jun 23 2015, 7:13 PM - 10:40 PM EDT

Att. 19,156 - Clear - 74 F

TOP

livebaseballscorecards.com

Batter	1	2	3	4	5	6	7	8	9	AB	R	H	RBI	BB	SO	LOB
20 Rajai Davis, R (1, 9) OBP: 0.349, SLG: 0.437	C FF 93 B SI 94 F CH 85 B CH 84 S CH 84 2-3 ① **K**		B SL 84 F SI 91 B SI 94 F SI 94 B SL 81 B SI 96 4-2 **BB**		F SI 95 B FF 93 B SI 94 S CH 85 B FF 96 F FF 96 B SL 85 4-2 24 E, 3 BB, 41 1B **BB**	C FC 89 C CU 82 T FF 96 0-2 ② **K**			S FC 89 F FC 89 B FF 95 B FF 94 X FC 87 2-2 3 G5-4-3 1B	3	1	1	0	2	2	0
3 Ian Kinsler, R (1, 4) OBP: 0.338, SLG: 0.343	B FF 94 B SL 86 B FF 95 C FF 95 F FF 94 F FF 95 X FF 96 3-2 ② **G5-3**		F SI 94 F FF 95 S CH 85 0-3 ② **K**		B SI 94 B FF 94 B FF 95 B SI 94 4-0 41 1B, 24 E, 52 1B; 1-2, 2-3 **BB**	C FC 89 F FF 96 X FF 97 0-2 ③ **F9**			C FF 94 F FF 95 X FC 90 0-2 ① ② **G5-4-3** 1-2f	4	1	0	0	1	1	2
24 Miguel Cabrera, R (1, 3) OBP: 0.455, SLG: 0.590	B FF 95 B SL 84 F FF 95 X FF 95 2-1 **1B**		C SI 94 F FF 95 1 SAFE 1 SAFE S CH 85 0-3 ③ **K**		D CH 85 X CH 86 1-0 **E1** 41 1B, 52 1B; 1-2, 2-3, 3-H		F FF 97 S SL 86 B SL 88 X SL 87 1-2 9 FC6-4 1B		B FF 95 F FF 95 B FF 96 F FC 90 C SL 80 2-3 ③ **K**	5	1	2	0	0	2	3
41 Victor Martinez, S (1, 10) OBP: 0.316, SLG: 0.311	B SI 94 X SI 94 1-0 ③ **G4-3**			B SI 91 C CH 85 B SL 86 F FF 94 B SI 94 X SI 94 3-2 **2B**	B FF 96 X FF 95 1-0 52 1B, 9 2B; 1-2, 2-3, 3-H **1B**		C FF 98 X FF 98 0-1 ① **P5**			4	1	2	1	0	0	2
52 Yoenis Cespedes, R (1, 7) OBP: 0.339, SLG: 0.504		F FF 93 S SI 93 F FF 95 B SL 86 B SL 86 X CH 86 2-2 ① **G1-3**		C SI 94 S CH 85 B FF 94 D SL 87 B SL 85 F CH 85 S CH 86 3-3 ① **K**	B FF 95 B FF 96 X FF 96 2-0 9 2B; 1-2, 2-H, 3-H **1B**		S FF 98 S FF 98 X FF 98 0-2 ② **F9**			4	1	1	2	0	1	2
9 Nick Castellanos, R (1, 5) OBP: 0.266, SLG: 0.331		B FF 94 S SL 86 S SL 86 B SL 85 S CH 84 2-3 ② **K**		C SL 85 C SL 84 D CH 84 B FF 95 S SL 86 2-3 ② **K**	X FF 96 0-0 1-H, 2-H **2B**		C SL 87 X FF 98 0-1 ③ **FC6-4** 1-2f			4	0	1	2	0	2	2
34 James McCann, R (1, 2) OBP: 0.289, SLG: 0.374		B FF 94 B SL 86 B SI 91 C FF 95 C SI 94 X FF 95 3-2 ③ **G6-3**		C SI 94 F CH 85 C FF 95 0-3 ③ **K**	C FF 96 S FF 96 B FF 97 F FF 97 C FF 97 1-3 ② **K**			B FF 95 C SL 84 B SL 87 F FF 96 F FF 96 B FF 96 S FF 96 3-3 ① **K**		4	0	0	0	0	3	2
17 Andrew Romine, S (1, 6) OBP: 0.338, SLG: 0.419			X FF 93 0-0 **HR**	B SI 92 B SI 92 X FF 92 2-0 BB, 24 E **2B** B FF 96 S FF 97 X FC 86 2-1 ③ **P5**				B FF 93 B FF 93 B FF 92 C FF 94 F FF 92 F FF 93 S FF 93 3-3 ② **K**		4	2	2	1	0	1	1
12 Anthony Gose, L (1, 8) OBP: 0.309, SLG: 0.362			L FF 95 X SI 94 0-1 ① **G4-3**		B SI 92 B CH 84 C SI 93 S CH 84 F CH 85 F CH 85 S SL 84 2-3 ① **K**	B FC 87 F FF 95 B FF 96 F FF 94 F FF 96 S CU 82 2-3 ① **K**		S FF 94 S FF 96 X FF 94 0-2 ③ **G6-3**		4	0	0	0	0	2	1
Inning Stats	R: 0 E: 0 K: 1 S: 10 H: 1 LOB: 1 BB: 0 P: 18	R: 0 E: 0 K: 1 S: 10 H: 0 LOB: 0 BB: 0 P: 17	R: 1 E: 0 K: 2 S: 11 H: 1 LOB: 1 BB: 1 P: 15	R: 0 E: 0 K: 3 S: 13 H: 1 LOB: 1 BB: 0 P: 21	R: 6 E: 1 K: 2 S: 19 H: 4 LOB: 1 BB: 2 P: 38	R: 0 E: 0 K: 2 S: 10 H: 0 LOB: 0 BB: 0 P: 12	R: 0 E: 0 K: 0 S: 10 H: 1 LOB: 1 BB: 0 P: 11	R: 0 E: 0 K: 2 S: 11 H: 0 LOB: 0 BB: 0 P: 17	R: 0 E: 0 K: 1 S: 9 H: 1 LOB: 0 BB: 0 P: 13	1B: 5 2B: 3 3B: 0 HR: 1 SF: 0 SAC: 0 DP: 1 HBP: 0						

AB	36
R	7
H	9
RBI	6
BB	3
SO	14
LOB	15

WP: 0 PB: 0 SB: 0 CS: 0 PA: 39

PITCHER		IP	WLS	BF	H	R	ER	SO	BB	IBB	HBP	BLK	WP	HR	S	P	ERA	WHIP
31 Danny Salazar, R ERA: 4.06	(1, 1)	4.1	L	23	6	7	6	8	3	0	0	0	0	1	56	99	12.46	2.077
34 Zach McAllister, R ERA: 3.29	(5, 1)	1.2		6	1	0	0	3	0	0	0	0	0	0	17	22	0.00	0.600
49 Austin Adams, R ERA: 2.13	(7, 1)	1.1		5	1	0	0	1	0	0	0	0	0	0	14	18	0.00	0.750
50 Nick Hagadone, L ERA: 4.26	(8, 1)	1.2		5	1	0	0	2	0	0	0	0	0	0	16	23	0.00	0.600

PITCHER	IP	WLS	BF	H	R	ER	SO	BB	IBB	HBP	BLK	WP	HR	S	P	ERA	WHIP

Detroit Tigers @ Cleveland Indians

Progressive Field, Cleveland, OH

Tue Jun 23 2015, 7:13 PM - 10:40 PM EDT

Att. 19,156 - Clear - 74 F

livebaseballscorecards.com

BOTTOM

Batter	1	2	3	4	5	6	7	8	9	AB	R	H	RBI	BB	SO	LOB
22 Jason Kipnis, L (1, 4) OBP: 0.428, SLG: 0.523	C FF 92 X FF 93 0-1 9 1B 1B		S FC 86 C FF 94 F SI 95 B SI 95 X FC 88 1-2 23 G4-6-3 2-3 1B		C KC 76 F CH 82 S FC 86 0-3 ② K		C FC 85 B FF 93 X CH 84 1-1 1-3 2B		B SI 93 C SL 87 F FF 91 F SL 87 B SI 92 F SL 85 F SL 88 X SI 92 2-2 3-H 2B	5	0	4	1	0	1	0
12 Francisco Lindor, S (1, 6) OBP: 0.200, SLG: 0.206	X SI 92 0-0 ① L7		D CH 87 1 SAFE F SI 94 X FF 94 1-1 ① SF9 3-H		F CH 83 X FC 85 0-1 ③ G6-3		B SL 84 C SL 84 B SL 84 X FF 92 2-1 ③ L8		C SL 86 F CU 84 F FF 93 F SL 86 B FC 93 F SL 87 B SL 86 X SL 87 2-2 ③ G6-3	4	0	0	1	0	0	4
23 Michael Brantley, L (1, 8) OBP: 0.366, SLG: 0.430	C FC 87 F FF 93 B FC 87 S CH 86 1-3 ② K		C KC 81 1 SAFE 1 SAFE F FF 94 X FC 88 0-2 ②③ G4-6-3 1-2f			F KC 76 B KC 77 T CH 82 X SI 93 1-2 ① F7		C SI 89 B SI 87 X SI 90 1-1 ① G6-3		4	0	0	0	0	1	2
9 Ryan Raburn, R (1, 10) OBP: 0.364, SLG: 0.500	C FF 94 B FC 90 X CH 86 1-1 1-2 1B			B FC 86 B FF 92 C SI 93 X FC 88 2-1 4 1B 2B		B FF 91 B SI 91 C FC 87 X CH 84 2-1 ② G6-3		F SI 89 B SI 92 S SI 92 B SI 91 S SI 92 2-3 ② K		4	0	2	0	0	1	0
41 Carlos Santana, S (1, 3) OBP: 0.354, SLG: 0.367	C KC 80 B FF 95 C FF 94 X FF 95 1-2 ③ F9			B KC 79 B CH 84 C SI 93 C CH 85 T KC 80 2-2 ① K		X FF 91 0-0 1B		B SL 78 B SI 91 X SI 91 2-0 ③ P6		4	0	1	0	0	1	3
4 Mike Aviles, R (1, 7) OBP: 0.320, SLG: 0.364 7 David Murphy, L (9, PH) OBP: 0.366, SLG: 0.489		C SI 92 C SI 92 F FF 94 B FF 95 B SI 94 X CH 86 2-2 ① G6-3		B SI 94 B FF 95 F CH 86 B FF 94 X CH 87 3-1 2-3 1B		F FC 86 X FC 87 0-1 ③ L9			C SI 92 X CH 88 0-1 39 E 44 1B 55 G5-4-3 1B	3 1	0 1	1 1	0 0	0 0	0 0	1 0
44 Brandon Moss, L (1, 9) OBP: 0.306, SLG: 0.434		C KC 81 C SI 95 S CH 86 0-3 ② K		F FC 89 S SI 94 B FF 95 D FC 90 F FC 87 F SI 94 D CH 85 C KC 80 3-3 ② K			F CH 82 B KC 77 X SI 92 1-1 ① F7		F FF 92 X SL 87 0-1 55 G5-4-3 39 E 22 2B 1-2 1B	4	1	1	0	0	2	2
39 Gio Urshela, R (1, 5) OBP: 0.318, SLG: 0.325		B KC 81 B FF 95 F SI 95 B KC 82 F CH 87 X SI 95 3-2 ③ G4-3		1 SAFE B SI 93 B KC 80 B FF 95 C SI 94 F SI 94 F CH 87 F SI 95 F FC 87 3-2 ③ F SI 85 X CH 86 F8			C KC 78 F FC 88 F FF 93 X FF 93 0-2 22 2B 1B		B SI 93 F SI 93 F FF 93 B FF 93 X FF 93 2-2 FC5 55 G5-4-3 1-2 2-3	4	0	1	0	0	0	4
55 Roberto Pérez, R (1, 2) OBP: 0.343, SLG: 0.404			C KC 79 B CH 84 B CH 85 X FF 94 2-1 22 1B 12 SF9 2B		B SI 88 C SI 91 C CH 82 F KC 75 B KC 77 S CH 82 2-3 ① K		F FF 92 B FC 88 B CH 84 F CH 84 F FC 88 C FC 88 2-3 ② K		C FF 93 B FF 93 X SL 87 1-1 ①② G5-4-3 1-2f 2-3 3-H	4	1	1	0	0	2	3
Inning Stats	R: 0 E: 0 K: 1 S: 11 H: 2 LOB: 2 BB: 0 P: 14	R: 0 E: 0 K: 1 S: 10 H: 0 LOB: 0 BB: 0 P: 15	R: 1 E: 0 K: 0 S: 11 H: 2 LOB: 0 BB: 0 P: 15	R: 0 E: 0 K: 2 S: 19 H: 2 LOB: 2 BB: 0 P: 32	R: 0 E: 0 K: 2 S: 9 H: 0 LOB: 0 BB: 0 P: 11	R: 0 E: 0 K: 0 S: 8 H: 1 LOB: 1 BB: 0 P: 11	R: 0 E: 0 K: 1 S: 14 H: 2 LOB: 2 BB: 0 P: 20	R: 0 E: 0 K: 1 S: 6 H: 0 LOB: 0 BB: 0 P: 11	R: 2 E: 1 K: 0 S: 21 H: 3 LOB: 1 BB: 0 P: 28	1B: 8 2B: 4 3B: 0 HR: 0 SF: 1 SAC: 0 DP: 2 HBP: 0						

	AB	37
	R	3
	H	12
	RBI	2
	BB	0
	SO	8
	LOB	19

WP: 0 PB: 0 SB: 0 CS: 0 PA: 38

PITCHER		IP	WLS	BF	H	R	ER	SO	BB	IBB	HBP	BLK	WP	HR	S	P	ERA	WHIP
14 David Price, L ERA: 2.42	(1, 1)	6.2	W	28	9	1	1	7	0	0	0	0	0	0	80	114	1.35	1.350
62 Al Alburquerque, R ERA: 3.07	(7, 1)	0.1		1	0	0	0	0	0	0	0	0	0	0	2	4	0.00	0.000
32 Tom Gorzelanny, L ERA: 6.95	(8, 1)	1.0		3	0	0	0	1	0	0	0	0	0	0	6	11	0.00	0.000
30 Alex Wilson, R ERA: 1.7	(9, 1)	1.0		6	3	2	0	0	0	0	0	0	0	0	21	28	0.00	3.000

PITCHER	IP	WLS	BF	H	R	ER	SO	BB	IBB	HBP	BLK	WP	HR	S	P	ERA	WHIP

Batter	1	2	3	4	5	6	7	8	9	AB	R	H	RBI	BB	SO	LOB
20 Rajai Davis, R (1, 8) OBP: 0.347, SLG: 0.432	F FF 93 B FF 92 S SL 87 B SI 92 X SI 94 2-2 G5-3		S SL 88 B CH 88 S SI 94 X SL 88 1-2 ②③ G6-4-3 1-2f			F SL 87 X SI 93 0-1 1B		C FF 94 S CH 87 B SL 88 F CU 82 B CH 90 X SL 87 2-2 ③ G5-3		4	0	1	0	0	0	2
3 Ian Kinsler, R (1, 4) OBP: 0.333, SLG: 0.338	C FF 94 B SI 92 B SI 93 S SL 87 X SI 94 2-2 ② G5-3			C SL 86 B FF 94 B SL 87 C FF 93 S CU 82 2-3 ① K2-3		B FF 94 1 SAFE S CH 86 F SI 94 1 SAFE 1 SAFE X CU 81 1-2 ③ F8			B FF 95 F FF 95 C FF 95 F KC 86 B KC 87 F FF 96 F CH 87 S KC 86 2-3 ① K	4	0	0	0	0	2	1
41 Victor Martinez, S (1, 10) OBP: 0.308, SLG: 0.301	F FF 93 F FF 94 X FF 94 0-2 ③ F9			B CU 82 X CH 88 1-0 ② F8			C FF 92 C CH 87 B FF 92 F CU 82 X SL 87 1-2 ① G3		F FF 95 F FF 95 X CH 88 0-2 ② L6	4	0	0	0	0	0	0
52 Yoenis Cespedes, R (1, 7) OBP: 0.338, SLG: 0.504		B SI 93 S SL 87 F FF 95 B FF 92 S SL 88 2-3 ① K		C FF 96 S CU 81 C CU 83 0-3 ③ K			F FF 94 B CH 87 B SL 86 X SI 93 2-1 28 HR 2B		C FF 95 B FF 95 S KC 87 F KC 86 C KC 85 1-3 ③ K	4	1	1	0	0	3	0
28 J.D. Martinez, R (1, 9) OBP: 0.331, SLG: 0.517		S CU 83 S SL 87 B SL 88 X SI 94 1-2 ② G6-3			F SI 94 B CH 88 X SL 88 1-1 ① P4			S SL 86 S SI 94 X SL 88 0-2 2-H HR		3	1	1	2	0	0	0
9 Nick Castellanos, R (1, 5) OBP: 0.267, SLG: 0.331		C SL 88 S SL 89 F FF 94 S SL 88 0-3 ③ K			X SI 93 0-0 ② L4			S SL 86 B SL 87 S SI 92 X SL 87 1-2 17 G6-4-3 1B		3	0	1	0	0	1	0
17 Andrew Romine, S (1, 3) OBP: 0.338, SLG: 0.431			F FF 94 B FF 94 X FF 94 1-1 50 S 2B		X SI 94 0-0 ③ G4-3		C FF 93 X CH 86 0-1 ②③ G6-4-3 1-2f			3	0	1	0	0	0	1
50 Bryan Holaday, R (1, 2) OBP: 0.256, SLG: 0.410			S SI 92 M SL 85 2 SAFE F SL 88 B SI 94 F SI 94 S CU 83 1-3 ① K2-3 2-3			C CU 84 C FF 94 S SL 88 0-3 ① K		B FF 92 X CU 84 1-0 ① G6-3		3	0	0	0	0	2	1
1 Jose Iglesias, R (1, 6) OBP: 0.377, SLG: 0.386			F SI 94 B FF 95 F SI 93 D CU 84 F SI 94 F FF 96 D CH 90 B SI 95 4-2 20 G6-4-3 BB			B FF 94 B SI 93 C FF 94 F SL 86 X CU 80 2-2 ② G4-3		C FF 93 C CU 81 C SI 93 0-3 ② K		2	0	0	0	1	1	0
Inning Stats	R: 0 E: 0 K: 0 S: 9 H: 0 LOB: 0 BB: 0 P: 13	R: 0 E: 0 K: 2 S: 10 H: 0 LOB: 0 BB: 0 P: 13	R: 0 E: 0 K: 1 S: 14 H: 1 LOB: 1 BB: 1 P: 21	R: 0 E: 0 K: 2 S: 7 H: 0 LOB: 0 BB: 0 P: 10	R: 0 E: 0 K: 0 S: 4 H: 0 LOB: 0 BB: 0 P: 5	R: 0 E: 0 K: 1 S: 11 H: 1 LOB: 1 BB: 0 P: 14	R: 2 E: 0 K: 0 S: 14 H: 3 LOB: 0 BB: 0 P: 18	R: 0 E: 0 K: 1 S: 8 H: 0 LOB: 0 BB: 0 P: 11	R: 0 E: 0 K: 2 S: 13 H: 0 LOB: 0 BB: 0 P: 16	1B: 2 2B: 2 3B: 0 HR: 1 SF: 0 SAC: 0 DP: 2 HBP: 0						

PITCHER		IP	WLS	BF	H	R	ER	SO	BB	IBB	HBP	BLK	WP	HR	S	P	ERA	WHIP
59 Carlos Carrasco, R ERA: 4.16	(1, 1)	8.0	W	28	5	2	2	7	1	0	0	0	0	1	77	105	2.25	0.750
37 Cody Allen, R ERA: 3.77	(9, 1)	1.0		3	0	0	0	2	0	0	0	0	0	0	13	16	0.00	0.000

PITCHER	IP	WLS	BF	H	R	ER	SO	BB	IBB	HBP	BLK	WP	HR	S	P	ERA	WHIP

TOP

Detroit Tigers @ Cleveland Indians

Progressive Field, Cleveland, OH

Wed Jun 24 2015, 12:13 PM - 3:17 PM EDT

Att. 20,780 - Partly Cloudy - 74 F

livebaseballscorecards.com

AB	30
R	2
H	5
RBI	2
BB	1
SO	9
LOB	5

WP: 0	PA: 31		
PB: 0			
SB: 1			
CS: 0			

Batter	1	2	3	4	5	6	7	8	9	AB	R	H	RBI	BB	SO	LOB
22 Jason Kipnis, L (1, 4) OBP: 0.431, SLG: 0.521	B FF 92 C CH 84 X FF 93 1-1 G4-3 ①		C CU 81 F CH 86 B CH 86 B SI 92 F FF 93 X FF 92 2-2 12 1B 23 1B 1B		C CH 84 F CH 85 S CH 86 0-3 K ①	B SL 79 S SL 79 D SL 80 B SI 89 C SL 78 B SL 80 4-2 12 BB 1-2 2-3 BB		B CU 76 B FC 83 B FF 87 B FF 86 4-0 12 G6-3 9 2B BB		3	2	1	0	2	1	0
12 Francisco Lindor, S (1, 6) OBP: 0.275, SLG: 0.324	B FF 94 B FF 92 B CH 86 C FF 92 B FF 93 4-1 41 WP 7 BB BB		X CH 85 0-0 23 1B 1-2 1B		S CH 84 X FF 92 0-1 HR	B SL 77 B SI 91 B SI 90 D SI 90 4-0 1-2 2-3 3-H BB		B FF 87 1 SAFE C FF 87 1 SAFE X CH 78 1-1 G6-3 ① 1-2		3	1	2	2	2	0	1
23 Michael Brantley, L (1, 7) OBP: 0.370, SLG: 0.435	C FF 93 D CH 86 1 SAFE X CH 85 1-1 L9 ②		C FF 93 F CU 82 F FF 92 X CH 86 0-2 7 1B 41 2B 1-3 2-H 1B		F FF 92 B SI 91 F FF 92 B CH 87 F CH 85 B CU 80 X FF 92 3-2 2B	S CU 75 X CU 74 0-1 P5 ③		B CU 76 B FC 83 B FC 82 C FF 87 C FF 87 B FF 88 4-2 9 2B BB		4	1	2	1	1	0	4
7 David Murphy, L (1, 10) OBP: 0.369, SLG: 0.486 9 Ryan Raburn, R (8, PH) OBP: 0.370, SLG: 0.514 (9, 10)	1 SAFE 1 SAFE P PO 89 B FF 93 1 SAFE B CH 85 C FF 92 C FF 93 B FF 94 4-2 41 WP 1-2 BB		B FF 91 C CH 85 1 SAFE X CH 85 1-1 41 2B 1-2 1B		B FF 92 B FF 92 C CH 85 F FF 92 T FF 92 2-2 K ②		B FC 86 F FC 83 F CU 76 B CU 77 F FF 89 T FF 88 2-2 K ①	S CH 80 B CU 75 X CH 79 1-1 1-3 2-H 2B		3 1	1 0	1 1	0 0	1 0	2 0	1 0
41 Carlos Santana, S (1, 3) OBP: 0.358, SLG: 0.374	C CH 85 B FF 93 B CH 86 C CH 86 F SI 93 S FF 93 2-3 K ③ 1-2 2-3		B CH 85 B CH 84 X FF 92 2-0 1-H 2-H 2B		C CU 80 B CH 86 S CH 85 B SI 90 X CH 85 2-2 P5 ③		B CH 84 B CU 75 X CH 84 2-0 44 2B 10 1B 1B	I IN 78 I IN 78 I IN 80 I IN 79 4-0 IBB		4	1	2	2	1	1	3
44 Brandon Moss, L (1, 9) OBP: 0.307, SLG: 0.438		C CU 79 F SI 92 B FF 92 S CH 86 1-3 K ① F CH 86 X CH 86 0-1 G6-3 ③				C FF 90 B SI 90 X CH 83 1-1 10 FC6-4 1B X FC 81 0-0 10 1B 1-3 2B C CU 76 S CU 78 B CU 75 B FF 90 B CU 75 S FF 88 3-3 K ②			5	1	2	0	0	2	4
10 Yan Gomes, R (1, 2) OBP: 0.214, SLG: 0.296		F FF 93 B CU 82 B CU 82 S CH 85 F FF 93 F CH 88 B FF 93 F FF 94 F CH 87 3-2 T CH 87 K ②	B CU 80 F FF 92 B CU 80 X FF 92 2-1 G6-3 ①			F FF 90 B FF 91 S CH 84 F CH 85 F FF 90 X CU 80 1-2 FC6-4 22 BB 39 1B 12 BB 1-2f ① C SL 84 F SL 86 F SL 86 F SI 93 F SL 86 X SL 86 0-2 24 BB 2-H 3-H 1B B CU 78 F SL 84 F SL 84 B FF 94 B SL 84 S SL 83 3-3 K ③		5	1	1	2	0	2	4
24 Michael Bourn, L (1, 8) OBP: 0.308, SLG: 0.284		F FF 95 B SI 93 B CU 81 T FF 93 B SI 93 S CH 88 3-3 K ③	X CH 85 0-0 B2-3 ②			C SL 78 B SL 78 F SI 90 S SL 78 1-3 K ② B SI 92 S SL 84 C FF 93 B SL 87 D FF 93 4-2 39 L1-3 1-2 BB			3	0	0	0	1	2	1
39 Gio Urshela, R (1, 5) OBP: 0.313, SLG: 0.318			C CU 79 F FF 92 S CH 85 0-3 K ① B CH 85 X CU 80 1-0 L9 ③			F CH 84 B SI 91 S SL 77 B SI 91 D SL 77 F SI 91 X FF 92 3-2 12 BB 22 BB 1-2 1B B SL 85 F SL 85 F SI 93 X SI 93 1-2 L1-3 ② ③ 1-1			4	0	1	0	0	1	2
Inning Stats	R: 0 E: 0 K: 1 S: 12 H: 0 LOB: 2 BB: 2 P: 23	R: 0 E: 0 K: 3 S: 13 H: 0 LOB: 0 BB: 0 P: 20	R: 3 E: 0 K: 1 S: 17 H: 5 LOB: 1 BB: 0 P: 22	R: 0 E: 0 K: 0 S: 4 H: 0 LOB: 0 BB: 0 P: 7	R: 1 E: 0 K: 2 S: 15 H: 2 LOB: 1 BB: 0 P: 22	R: 1 E: 0 K: 1 S: 18 H: 2 LOB: 3 BB: 2 P: 32	R: 2 E: 0 K: 1 S: 17 H: 3 LOB: 1 BB: 1 P: 26	R: 1 E: 0 K: 2 S: 12 H: 1 LOB: 3 BB: 3 P: 32		1B: 8 2B: 5 3B: 0 HR: 1 SF: 0 SAC: 0 DP: 1 HBP: 0						

BOTTOM

Detroit Tigers @ Cleveland Indians

Progressive Field, Cleveland, OH

Wed Jun 24 2015, 12:13 PM - 3:17 PM EDT

Att. 20,780 - Partly Cloudy - 74 F

livebaseballscorecards.com

AB	35
R	8
H	13
RBI	8
BB	8
SO	11
LOB	20

PITCHER		IP	WLS	BF	H	R	ER	SO	BB	IBB	HBP	BLK	WP	HR	S	P	ERA	WHIP
45 Buck Farmer, R ERA: 10.45	(1, 1)	5.1	L	25	8	5	5	7	2	0	0	0	1	1	68	103	8.44	1.875
32 Tom Gorzelanny, L ERA: 6.85	(6, 1)	0.1		4	1	0	0	1	2	0	0	0	0	0	9	21	0.00	9.000
56 Kyle Ryan, L ERA: 4.56	(6, 1)	0.2		4	2	2	2	1	0	0	0	0	0	0	8	12	27.00	3.000
62 Al Alburquerque, R ERA: 3.0	(7, 1)	0.2		3	1	0	0	0	1	0	0	0	0	0	11	16	0.00	3.000
65 Blaine Hardy, L ERA: 2.84	(8, 1)	0.2		6	1	1	1	1	2	1	0	0	0	0	9	26	13.50	4.500

PITCHER		IP	WLS	BF	H	R	ER	SO	BB	IBB	HBP	BLK	WP	HR	S	P	ERA	WHIP
44 Joba Chamberlain, R ERA: 1.89	(8, 1)	0.1		1	0	0	0	1	0	0	0	0	0	0	3	6	0.00	0.000

WP: 1	PA: 43		
PB: 0			
SB: 0			
CS: 0			

Cleveland Indians @ Baltimore Orioles

Oriole Park at Camden Yards, Baltimore, MD

Fri Jun 26 2015, 7:09 PM - 9:54 PM EDT

Att. 31,112 - Partly Cloudy - 76 F

livebaseballscorecards.com

Batter	1	2	3	4	5	6	7	8	9	AB	R	H	RBI	BB	SO	LOB
22 Jason Kipnis, L (1, 4) OBP: 0.427, SLG: 0.516	B FF 91 C FF 90 S SL 84 B SL 84 X FF 92 2-2 ① G6-3		B SL 85 F SL 84 B SI 92 B SI 90 X SI 91 3-1 ② G6-3		B CH 82 C SL 82 X SI 89 1-1 23 FC6-4 1B		B FF 92 X FS 85 1-0 ① G1-3		C SI 96 B SI 97 X SI 96 1-1 ① FC4-6 1-2f	5	0	1	0	0	0	1
12 Francisco Lindor, S (1, 6) OBP: 0.289, SLG: 0.333	C SI 91 X FF 92 0-1 ② G5-3		B CU 72 F SL 83 B FF 92 X FF 91 2-1 1B		X SI 90 0-0 ① B2		C FF 93 B FF 93 S SL 84 X FF 95 1-2 23 G6-4-3 1B		C SI 97 B SI 97 S SI 96 B SI 96 S SI 96 2-3 ② K	5	0	2	0	0	1	2
23 Michael Brantley, L (1, 8) OBP: 0.367, SLG: 0.430	X FF 92 0-0 1B		B SI 89 C SL 84 F SL 84 B FF 92 F FF 92 B SL 85 S SL 85 3-3 ③ K		F FF 92 X SI 90 0-1 ② FC6-4 9 BB 1-2f		B FS 85 1 SAFE 1 SAFE X SI 91 1-0 ②③ G6-4-3 1-2f		B SI 96 X SI 97 1-0 ③ G4-3	5	0	1	0	0	1	4
9 Ryan Raburn, R (1, 10) OBP: 0.377, SLG: 0.542 24 Michael Bourn, L (8, PH) OBP: 0.307, SLG: 0.282 (8, 10)	C FF 92 S SI 92 F FF 93 X SL 86 0-2 ③ G5-3			C SL 82 S FF 90 B FF 90 B CU 70 F FF 91 X SL 81 2-2 HR	B SI 90 C SI 91 D CU 71 F SI 91 F SI 91 B FF 92 B CU 73 4-2 1-2 BB			F SL 79 C SL 78 B SL 78 B FF 87 S FF 87 2-3 ① K		2	1	1	1	1	0	1
41 Carlos Santana, S (1, 3) OBP: 0.356, SLG: 0.385		F SI 90 B FF 91 F SL 84 B SL 85 F FF 92 X CH 83 2-2 ① G5-3		C CH 82 F FF 91 X FF 94 0-2 ① F8	F SL 82 F FF 92 B FF 92 C CU 72 1-3 ③ K			C SI 86 F SL 78 B FF 85 X FF 86 1-2 HR	4	1	1	1	0	1	2
10 Yan Gomes, R (1, 2) OBP: 0.215, SLG: 0.287		B FF 91 C FF 91 X SI 91 1-1 ② L7		F FF 91 S FF 93 B FF 94 S FF 92 1-3 ② K		B SL 78 B CU 78 B SI 89 C SI 89 B SI 89 4-1 BB		S SL 79 S SL 79 S SL 79 0-3 ② K	3	0	0	0	1	2	0
44 Brandon Moss, L (1, 9) OBP: 0.314, SLG: 0.453		B CU 74 F SI 90 S SI 91 B FF 94 X SL 84 2-2 HR		F CH 81 B CH 83 X FF 92 1-1 39 1B 1B		F SI 90 F SI 89 X FF 90 0-2 ① P3		B FF 88 B FF 87 B FF 87 B FF 88 4-0 BB	3	1	2	1	1	0	1
39 Gio Urshela, R (1, 5) OBP: 0.314, SLG: 0.319 7 David Murphy, L (8, PH) OBP: 0.367, SLG: 0.483 (8, 7)	C SI 91 B FF 91 F FF 91 B FF 93 X FF 92 2-2 ③ G4-3			B FF 91 X SL 82 1-0 4 FC3-6 1-2 1B		F FF 91 F SI 91 F FF 91 S SI 91 0-3 ② K		S SL 79 F SL 79 S FF 87 0-3 ③ K	3	0	1	0	0	1	1
										1	0	0	0	0	1	1
4 Mike Aviles, R (1, 7) OBP: 0.318, SLG: 0.361 (8, 5)			C FF 90 C CU 71 B SI 91 F FF 91 B FF 92 X SL 84 2-2 ① F7	C SI 90 F CU 70 X FF 92 0-2 ③ FC3-6 1-2f	C SI 91 F CH 80 S FF 92 0-3 ③ K				X SI 96 0-0 22 FC4-6 1B	4	0	1	0	0	1	3
Inning Stats	R: 0 E: 0 K: 0 S: 10 H: 1 LOB: 1 BB: 0 P: 12	R: 1 E: 0 K: 0 S: 12 H: 1 LOB: 0 BB: 0 P: 19	R: 0 E: 0 K: 1 S: 12 H: 1 LOB: 1 BB: 0 P: 22	R: 1 E: 0 K: 1 S: 16 H: 3 LOB: 2 BB: 0 P: 21	R: 0 E: 0 K: 1 S: 11 H: 1 LOB: 2 BB: 1 P: 17	R: 0 E: 0 K: 2 S: 11 H: 0 LOB: 1 BB: 1 P: 15	R: 0 E: 0 K: 0 S: 5 H: 1 LOB: 0 BB: 0 P: 8	R: 1 E: 0 K: 3 S: 12 H: 1 LOB: 1 BB: 1 P: 19	R: 0 E: 0 K: 1 S: 7 H: 1 LOB: 1 BB: 0 P: 11	1B: 7 2B: 0 3B: 0 HR: 3 SF: 0 SAC: 0 DP: 1 HBP: 0						

TOP

AB	36
R	3
H	10
RBI	3
BB	3
SO	9
LOB	16

WP: 0 PA: 39
PB: 0
SB: 0
CS: 0

PITCHER		IP	WLS	BF	H	R	ER	SO	BB	IBB	HBP	BLK	WP	HR	S	P	ERA	WHIP
16 Wei-Yin Chen, L ERA: 2.9	(1, 1)	6.0		27	7	2	2	5	2	0	0	0	0	2	72	106	3.00	1.500
35 Brad Brach, R ERA: 3.68	(7, 1)	1.0	H	3	1	0	0	0	0	0	0	0	0	0	5	8	0.00	1.000
56 Darren O'Day, R ERA: 1.21	(8, 1)	1.0	W	5	1	1	1	3	1	0	0	0	0	1	12	19	9.00	2.000
53 Zack Britton, L ERA: 1.93	(9, 1)	1.0	S	4	1	0	0	1	0	0	0	0	0	0	7	11	0.00	1.000

PITCHER	IP	WLS	BF	H	R	ER	SO	BB	IBB	HBP	BLK	WP	HR	S	P	ERA	WHIP

Batter	1	2	3	4	5	6	7	8	9	AB	R	H	RBI	BB	SO	LOB
13 Manny Machado, R (1, 5) OBP: 0.360, SLG: 0.511	B SI 91 X SI 93 1-0 G5-3 ①		C SL 88 S SL 89 B SL 90 S SL 89 1-3 K ①		X SI 93 0-0 1-2 1B		C SI 91 B SL 87 F CU 81 X CU 82 1-2 P5 ②			4	0	1	0	0	1	0
23 Travis Snider, L (1, 7) OBP: 0.344, SLG: 0.383 14 Nolan Reimold, R (9, 7) OBP: 0.378, SLG: 0.563	C FF 92 C SI 93 F SL 90 B SI 93 B SL 89 B CH 87 F SI 93 F SI 93 F SL 90 3-3 K ②		S SL 89 C FF 93 B FF 93 C CU 84 1-3 K ②		S SL 88 C FF 94 S CU 84 0-3 K2-3 ③		B SI 91 S FF 91 X CU 80 1-1 G4-3 ③			4 0	0 0	0 0	0 0	0 0	3 0	2 0
38 Jimmy Paredes, S (1, 10) OBP: 0.341, SLG: 0.500	B FF 92 X SL 90 1-0 2B		S CH 87 B FF 92 T SL 89 T FF 93 1-2 K ③			L FF 92 B CU 80 X CH 85 1-1 41 2B 2 SF8 1B		X SI 91 0-0 19 1B 2B		4	2	3	0	0	1	0
19 Chris Davis, L (1, 9) OBP: 0.329, SLG: 0.462	F SI 93 C CU 82 B CU 83 F SI 93 X FF 93 1-2 P5 ③			C SI 92 B CU 82 F SI 93 B FF 94 F CU 83 B FF 94 X FF 94 3-2 F8 ① F SL 88 B CH 86 F SI 93 S FF 93 1-3 K ②		D SI 93 C FF 92 B FF 93 X SL 90 2-1 L9 ①		X SL 84 0-0 2 G6-3 41 1B 2-H 1B		4	0	1	1	0	0	2
41 Chris Parmelee, L (1, 3) OBP: 0.385, SLG: 0.750		C SI 92 F SL 88 F CU 82 B FF 92 S CU 82 1-3 K ①				B SI 93 F FF 93 1 SAFE B SL 88 S FF 92 1 SAFE 1 SAFE B FF 92 F FF 93 3-2 X SI 94 3 1B 1-3 2B		X SI 92 0-0 2 G6-3 1-2 1B		4	1	2	0	0	2	0
2 J.J. Hardy, R (1, 6) OBP: 0.263, SLG: 0.335		B SI 92 B SL 88 X SI 92 2-0 HR		B SI 92 C FF 92 B FF 93 X SL 90 2-1 F7 ③		C SL 89 B FF 93 S SL 91 F FF 94 X CU 83 1-2 SF8 ② 3-H		B FC 91 C FC 91 F FC 93 B SL 80 X FC 92 2-2 G6-3 ①② 1-2f 2-3		3	1	1	2	0	0	2
3 Ryan Flaherty, L (1, 4) OBP: 0.347, SLG: 0.417		X SI 93 0-0 1B			C SI 91 C CU 81 B FF 93 S CU 82 1-3 K ①	C CU 83 X SL 90 0-1 2-H 1B		I IN 73 I IN 73 I IN 76 I IN 72 4-0 IBB		3	0	2	1	1	1	0
36 Caleb Joseph, R (1, 2) OBP: 0.304, SLG: 0.376		S SL 88 I SI 92 F SL 87 S CU 82 0-3 K ②			B FF 92 C SL 87 B CU 82 F SI 93 B SI 93 X SL 88 3-2 G5-3 ②	X SL 89 0-0 F9 ③		F FC 92 C FC 92 F FC 92 X FC 93 0-2 F9 ③		4	0	0	0	0	1	4
9 David Lough, L (1, 8) OBP: 0.253, SLG: 0.356		B SI 91 F SL 88 C CH 85 S FF 92 1-3 K ③			B FF 92 B SL 89 B SI 92 B FF 92 4-0 13 1B BB		X SI 92 0-0 G1-3 ①			2	0	0	0	1	1	1
Inning Stats	R: 0 E: 0 K: 1 S: 13 H: 1 LOB: 1 BB: 0 P: 19	R: 1 E: 0 K: 3 S: 13 H: 2 LOB: 1 BB: 0 P: 17	R: 0 E: 0 K: 3 S: 9 H: 0 LOB: 0 BB: 0 P: 12	R: 0 E: 0 K: 1 S: 9 H: 0 LOB: 0 BB: 0 P: 15	R: 0 E: 0 K: 2 S: 10 H: 1 LOB: 2 BB: 1 P: 18	R: 2 E: 0 K: 0 S: 15 H: 3 LOB: 1 BB: 0 P: 22	R: 0 E: 0 K: 0 S: 6 H: 0 LOB: 0 BB: 0 P: 8	R: 1 E: 0 K: 0 S: 10 H: 3 LOB: 2 BB: 1 P: 16		1B: 6 2B: 3 3B: 0 HR: 1 SF: 1 SAC: 0 DP: 1 HBP: 0				WP: 0 PB: 0 SB: 0 CS: 0 PA: 35		

PITCHER		IP	WLS	BF	H	R	ER	SO	BB	IBB	HBP	BLK	WP	HR	S	P	ERA	WHIP
28 Corey Kluber, R ERA: 3.66	(1, 1)	7.0		29	7	3	3	10	1	0	0	0	0	1	75	111	3.86	1.143
35 Marc Rzepczynski, L ERA: 3.31	(8, 1)	0.0	L	3	3	1	1	0	0	0	0	0	0	0	3	3	∞	∞
27 Bryan Shaw, R ERA: 2.1	(8, 1)	1.0		3	0	0	0	0	0	1	0	0	0	0	7	13	0.00	0.000

PITCHER	IP	WLS	BF	H	R	ER	SO	BB	IBB	HBP	BLK	WP	HR	S	P	ERA	WHIP

BOTTOM

Cleveland Indians @ Baltimore Orioles

Oriole Park at Camden Yards, Baltimore, MD

Fri Jun 26 2015, 7:09 PM - 9:54 PM EDT

Att. 31,112 - Partly Cloudy - 76 F

livebaseballscorecards.com

AB	32
R	4
H	10
RBI	4
BB	2
SO	10
LOB	11

Cleveland Indians @ Baltimore Orioles

Oriole Park at Camden Yards, Baltimore, MD

Sun Jun 28 2015, 1:38 PM - 3:57 PM EDT

Att. 45,675 - Overcast - 73 F

TOP

livebaseballscorecards.com

Batter	1	2	3	4	5	6	7	8	9	AB	R	H	RBI	BB	SO	LOB
22 Jason Kipnis, L (1, 4) OBP: 0.422, SLG: 0.509	C FF 89 C SI 91 B CU 79 B FF 91 F FS 85 S FF 91 2-3 ① **K**		C FS 83 B FS 86 F SI 92 S CU 78 1-3 ③ **K**			B SI 90 X FS 83 1-0 ① **F7**		C SI 89 F FF 89 F FF 89 X CU 77 0-2 ③ **G4-3**		4	0	0	0	0	2	1
12 Francisco Lindor, S (1, 6) OBP: 0.286, SLG: 0.311	C CU 76 B SI 92 F FS 85 X SI 92 1-2 ② **G5-3**			C FS 80 X FS 83 0-1 ① **G4-3**		C SI 89 X FS 85 0-1 ② **L8**			B FF 90 C FF 90 C CU 77 B SL 83 B FF 91 B FF 91 4-2 **9 BB** **BB**	3	0	0	0	1	0	1
23 Michael Brantley, L (1, 7) OBP: 0.369, SLG: 0.431	C FF 91 C FS 85 B SI 86 X SI 91 1-2 ③ **G4-3**			B SI 89 B SI 89 X SI 89 2-0 **1B**		F SL 86 X SI 90 0-1 **1-2** **1B**			C SL 83 B SL 83 B FF 91 F FF 91 S FF 91 2-3 ① **K**	4	0	2	0	0	1	1
7 David Murphy, L (1, 9) OBP: 0.360, SLG: 0.473 9 Ryan Raburn, R (9, PH) OBP: 0.382, SLG: 0.542		C SI 90 C SI 90 B FF 91 S FS 84 1-3 ① **K**		C SL 82 B SI 88 B FS 83 F FF 90 1 SAFE F FF 91 C SI 90 2-3 ② **K**		C FS 86 F FS 85 B FF 92 B SI 91 X SI 90 2-2 ③ **F9**			B ST 82 B SI 92 B SI 92 C FF 92 B SI 92 4-1 **1-2** **BB**	3 0	0 0	0 0	0 0	0 1	2 0	3 0
41 Carlos Santana, S (1, 3) OBP: 0.352, SLG: 0.378		F FF 90 B SI 90 F CU 76 B FF 91 X FS 85 2-2 ② **F7**		B SL 82 S FS 82 F SI 92 D FS 86 S FS 85 2-3 ③ **K**			B SI 90 X SI 87 1-0 ① **L9**		X FF 93 0-0 ② **F8**	4	0	0	0	0	1	3
44 Brandon Moss, L (1, 10) OBP: 0.313, SLG: 0.449		C SL 82 S SI 91 B FF 91 X FS 86 1-2 **10 FC4** **1B**			B FS 84 B SL 83 C FF 89 F SL 84 B SI 87 F FS 84 F SI 92 X SI 90 3-2 ① **F7**		C SI 88 C SI 89 X FS 85 0-2 ② **G5-3**		X FF 94 0-0 ③ **F9**	4	0	1	0	0	0	2
10 Yan Gomes, R (1, 2) OBP: 0.209, SLG: 0.279		B FF 91 B SL 83 B FF 90 C FF 90 X SI 92 3-1 ③ **FC4** **1-2f**			B SL 84 C SL 82 X FF 92 1-1 ② **G6-3**		C SI 88 X SI 89 0-1 ③ **P4**			3	0	0	0	0	0	1
24 Michael Bourn, L (1, 8) OBP: 0.303, SLG: 0.278			B FS 82 C SI 90 B CU 76 S FS 84 B FF 92 S FS 85 3-3 ① **K**		B SI 88 B SI 88 X SI 88 2-0 ③ **G4-3**			F CU 75 B FF 89 B FS 84 X SI 88 2-1 ① **G1-3**		3	0	0	0	0	1	0
39 Gio Urshela, R (1, 5) OBP: 0.315, SLG: 0.320			S SL 83 B SL 85 C SI 91 S FS 84 1-3 ② **K**			C FF 90 B FS 85 C SL 84 X CU 78 1-2 **23 1B** **1B**		C SL 81 S SI 90 X FF 90 0-2 ② **F8**		3	0	1	0	0	1	0
Inning Stats	R: 0 E: 0 K: 1 S: 10 H: 0 LOB: 0 BB: 0 P: 14	R: 0 E: 0 K: 1 S: 11 H: 1 LOB: 1 BB: 0 P: 18	R: 0 E: 0 K: 3 S: 9 H: 0 LOB: 0 BB: 0 P: 14	R: 0 E: 0 K: 2 S: 10 H: 1 LOB: 1 BB: 0 P: 16	R: 0 E: 0 K: 0 S: 8 H: 0 LOB: 0 BB: 0 P: 14	R: 0 E: 0 K: 0 S: 11 H: 2 LOB: 2 BB: 0 P: 15	R: 0 E: 0 K: 0 S: 6 H: 0 LOB: 0 BB: 0 P: 7	R: 0 E: 0 K: 0 S: 9 H: 0 LOB: 0 BB: 0 P: 11	R: 0 E: 0 K: 1 S: 8 H: 0 LOB: 2 BB: 2 P: 18	1B: 4 2B: 0 3B: 0 HR: 0	SF: 0 SAC: 0 DP: 0 HBP: 0					

AB	31
R	0
H	4
RBI	0
BB	2
SO	8
LOB	12

WP: 0 PA: 33
PB: 0
SB: 0
CS: 0

PITCHER		IP	WLS	BF	H	R	ER	SO	BB	IBB	HBP	BLK	WP	HR	S	P	ERA	WHIP
31 Ubaldo Jiménez, R ERA: 3.09	(1, 1)	8.0	W	28	4	0	0	7	0	0	0	0	0	0	74	109	0.00	0.500
17 Brian Matusz, L ERA: 2.55	(9, 1)	0.1		2	0	0	0	1	1	0	0	0	0	0	5	11	0.00	3.000
65 Chaz Roe, R ERA: 0.9	(9, 1)	0.2		3	0	0	0	0	1	0	0	0	0	0	3	7	0.00	1.500

PITCHER	IP	WLS	BF	H	R	ER	SO	BB	IBB	HBP	BLK	WP	HR	S	P	ERA	WHIP

Cleveland Indians @ Baltimore Orioles

Oriole Park at Camden Yards, Baltimore, MD

Sun Jun 28 2015, 1:38 PM - 3:57 PM EDT

Att. 45,675 - Overcast - 73 F

livebaseballscorecards.com

BOTTOM

Batter	1	2	3	4	5	6	7	8	9	AB	R	H	RBI	BB	SO	LOB
13 Manny Machado, R (1, 5) OBP: 0.362, SLG: 0.524	C FF 90 X FC 89 0-1 P3 ①		B FC 83 F FF 91 F FF 91 D KC 77 F FF 93 D FC 85 F FF 93 F FC 82 X FF 95 3-2 F9 ② 1-2			B FC 82 F FF 91 S FC 83 F KC 78 X FC 84 1-2 HR		B FF 94 X FF 94 1-0 38 WP 2B		4	1	2	1	0	0	1
38 Jimmy Paredes, S (1, 10) OBP: 0.352, SLG: 0.523	C FF 89 F CH 82 F FC 81 B KC 75 B FF 91 B CH 84 B FF 92 4-2 BB		X FF 92 0-0 2-H HR			B CH 84 X CH 82 1-0 10 WP 19 2B 2B		D FC 90 F FF 94 B FF 95 F FF 94 B FC 91 B FF 95 4-2 19 G6-3 2-3 BB		2	2	2	2	2	0	0
10 Adam Jones, R (1, 8) OBP: 0.341, SLG: 0.478	X FC 82 0-0 P5 ②		B FC 83 S FF 92 B FF 92 S FC 82 X KC 76 2-2 G5-3 ③			B FC 83 S FF 94 F FF 94 X FF 94 1-2 P6 ① 2-3		X FF 92 0-0 F7 ①		4	0	0	0	0	0	4
19 Chris Davis, L (1, 9) OBP: 0.328, SLG: 0.463 9 David Lough, L (9, 7) OBP: 0.253, SLG: 0.356	C FF 90 B FF 91 B FC 82 X FF 92 2-1 L6 ③			S FF 92 F FF 92 B FF 91 S KC 78 1-3 K ①		F FF 94 X FF 95 0-1 3-H 2B		B SI 92 F SI 92 B SI 92 S CU 83 X SI 92 2-2 G6-3 ②③ 1-2f		4 0	0 0	1 0	1 0	0 0	1 0	3 0
28 Steve Pearce, R (1, 7) OBP: 0.287, SLG: 0.372 14 Nolan Reimold, R (9, 9) OBP: 0.378, SLG: 0.563		F FF 91 H FF 90 1-1 2 G6-4-3 HBP		C FC 82 C FC 83 F SI 94 B KC 78 B FC 84 C FC 84 2-3 K ②		S FC 84 F FF 94 S KC 80 0-3 K ②				2 0	0 0	0 0	0 0	0 0	2 0	1 0
41 Chris Parmelee, L (1, 3) OBP: 0.357, SLG: 0.692		X FF 90 0-0 F9 ①		C FF 94 B CH 85 F CH 85 C SI 92 1-3 K ③		S FF 94 B FF 93 2 SAFE F CH 85 S KC 80 1-3 K2-3 ③				3	0	0	0	0	2	2
2 J.J. Hardy, R (1, 6) OBP: 0.259, SLG: 0.329		B FF 91 B FF 91 B FF 91 C FF 91 S FF 91 X FF 91 3-2 G6-4-3 ②③ 1-2f			C FF 92 B CH 84 X FF 92 1-1 L6 ①		B FC 82 B FF 93 C FF 92 X FF 93 2-1 G4-3 ①			3	0	0	0	0	0	1
3 Ryan Flaherty, L (1, 4) OBP: 0.340, SLG: 0.408			F FF 91 B FF 91 B CH 81 C CH 82 B SI 92 X CH 83 3-2 L4 ①		F CH 83 S FF 93 B FF 92 B KC 77 F FC 83 X FC 84 2-2 L9 ②		F FF 92 B FC 85 X CH 84 1-1 G3-1 ②			3	0	0	0	0	0	0
36 Caleb Joseph, R (1, 2) OBP: 0.305, SLG: 0.375			C FF 92 B FF 93 X FF 92 1-1 13 WP 38 HR 1B		X SI 93 0-0 L6 ③		C FC 84 B FF 93 B FC 84 X FF 94 2-1 P2 ③			3	1	1	0	0	0	0
Inning Stats	R: 0 E: 0 K: 0 S: 8 H: 0 LOB: 1 BB: 1 P: 14	R: 0 E: 0 K: 0 S: 5 H: 0 LOB: 0 BB: 0 P: 9	R: 2 E: 0 K: 0 S: 15 H: 2 LOB: 0 BB: 0 P: 24	R: 0 E: 0 K: 3 S: 10 H: 0 LOB: 0 BB: 0 P: 14	R: 0 E: 0 K: 0 S: 7 H: 0 LOB: 0 BB: 0 P: 10	R: 2 E: 0 K: 2 S: 16 H: 3 LOB: 1 BB: 0 P: 20	R: 0 E: 0 K: 0 S: 6 H: 0 LOB: 0 BB: 0 P: 11	R: 0 E: 0 K: 0 S: 7 H: 1 LOB: 1 BB: 1 P: 14		1B: 1 2B: 3 3B: 0 HR: 2 SF: 0 SAC: 0 DP: 2 HBP: 1						

	AB	28
	R	4
	H	6
	RBI	4
	BB	2
	SO	5
	LOB	12

WP: 3 PA: 31
PB: 0
SB: 0
CS: 0

PITCHER		IP	WLS	BF	H	R	ER	SO	BB	IBB	HBP	BLK	WP	HR	S	P	ERA	WHIP
47 Trevor Bauer, R ERA: 3.96	(1, 1)	7.0	L	27	5	4	4	5	1	0	1	0	2	2	67	102	5.14	0.857
50 Nick Hagadone, L ERA: 4.26	(8, 1)	0.0		2	1	0	0	0	1	0	0	0	1	0	3	8	∞	∞
53 Jeff Manship, R ERA:	(8, 1)	1.0		2	0	0	0	0	0	0	0	0	0	0	4	6	0.00	0.000

PITCHER		IP	WLS	BF	H	R	ER	SO	BB	IBB	HBP	BLK	WP	HR	S	P	ERA	WHIP

Batter	1	2	3	4	5	6	7	8	9	AB	R	H	RBI	BB	SO	LOB
22 Jason Kipnis, L (1, 4) OBP: 0.418, SLG: 0.503	C FF 91 B FF 91 B KC 74 F FF 91 S FF 92 2-3 **K** ①		C FF 93 B CH 84 S FF 93 F FF 93 B FF 94 S FF 92 2-3 **K** ②			F FC 90 F CH 83 B FF 92 B KC 77 X CH 82 2-2 G4-3 ①		X SI 92 0-0 12 G4-3 2-3 1B		3	0	0	0	0	2	1
39 Gio Urshela, R (6, 5) OBP: 0.327, SLG: 0.333										1	0	1	0	0	0	0
12 Francisco Lindor, S (1, 6) OBP: 0.264, SLG: 0.286	B KC 75 C FF 91 B FF 92 F FF 92 B KC 76 S FF 92 3-3 **K** ②		C CH 84 B FF 92 D KC 77 D CH 85 S FF 92 F FF 92 T FF 92 3-2 **K** ③			B FF 90 X CH 84 1-0 L7 ②		X SL 82 0-0 G4-3 1-2f ②③		4	0	0	0	0	2	3
23 Michael Brantley, L (1, 10) OBP: 0.367, SLG: 0.429	C FF 93 B FF 93 X FF 93 1-1 **F7** ③			B CH 83 F FF 91 B FF 92 C FF 92 B KC 78 X CH 85 3-2 **F8** ①		C FF 92 B KC 76 B CH 83 B CH 83 C FF 92 F FF 93 X FF 92 3-2 G5-3 ③			B SI 90 C SL 81 C SI 91 B SI 92 X SI 91 2-2 41 G5-3 7 1B 1B	4	0	1	0	0	0	0
7 David Murphy, L (1, 7) OBP: 0.376, SLG: 0.487		C FF 90 B FF 92 X FF 92 1-1 44 G1-3 1B		B CH 84 B CH 84 C FF 91 X FF 92 2-1 **1B**			B FF 88 C FF 89 F FF 90 F FF 89 F CH 84 B FF 90 X FF 91 2-2 **1B**		C SI 93 F SI 91 F SI 93 X SI 91 0-2 41 G5-3 1-2 1B	4	0	4	0	0	0	0
41 Carlos Santana, S (1, 3) OBP: 0.347, SLG: 0.372		B FF 92 T FF 91 X FF 92 1-1 **F7** ①		C KC 76 X FF 93 0-1 **F7** ②			X FF 91 0-0 **F7** ①		S SI 93 X SI 86 0-1 G5-3 1-2 2-3 ①	4	0	0	0	0	0	5
44 Brandon Moss, L (1, 9) OBP: 0.310, SLG: 0.444 9 Ryan Raburn, R (7, 9) OBP: 0.379, SLG: 0.537		B FF 91 C KC 76 S FF 92 F FF 92 B FF 92 F FF 92 X CH 86 2-2 G1-3 ② 1-2		F FF 93 F FF 94 B FF 92 S FF 92 1-3 **K** ③			X FF 90 0-0 **P5** ②		B CH 85 T CH 85 C SI 91 B SI 92 F SI 92 C SI 92 2-3 **K** ②	3	0	0	0	0	1	3
										1	0	0	0	0	1	2
4 Mike Aviles, R (1, 5) OBP: 0.311, SLG: 0.351 (6, 4)		B FF 93 F FF 93 F FF 92 B FF 91 F FF 93 F FF 93 B SL 88 X SL 86 3-2 **F9** ③			C FF 89 B KC 72 X FF 90 1-1 **P5** ①		B CH 83 C FF 91 X FF 92 1-1 G4-3 ③		F CH 85 X SI 92 0-1 **F9** ③	4	0	0	0	0	0	4
24 Michael Bourn, L (1, 8) OBP: 0.299, SLG: 0.274			B FF 88 C FF 89 X KC 74 1-1 G4-3 ①		B FF 90 S FF 89 B FF 90 C FF 90 B KC 76 X FF 91 3-2 G4-3 ②			F SI 91 X SL 81 0-1 G6-3 ①		3	0	0	0	0	0	0
55 Roberto Pérez, R (1, 2) OBP: 0.350, SLG: 0.429			C FF 91 B KC 76 C KC 75 X FF 92 1-2 2B		B FF 91 C FF 91 F FF 92 C KC 76 1-3 **K** ③			B SI 92 B SI 92 B SI 91 C SI 91 C SI 92 F FF 92 X SI 92 3-2 39 1B 2B		3	0	2	0	0	1	0
Inning Stats	R: 0 E: 0 K: 2 S: 8 H: 0 LOB: 0 BB: 0 P: 14	R: 0 E: 0 K: 0 S: 14 H: 1 LOB: 1 BB: 0 P: 21	R: 0 E: 0 K: 2 S: 13 H: 1 LOB: 1 BB: 0 P: 20	R: 0 E: 0 K: 1 S: 10 H: 1 LOB: 1 BB: 0 P: 16	R: 0 E: 0 K: 1 S: 8 H: 0 LOB: 0 BB: 0 P: 13	R: 0 E: 0 K: 0 S: 8 H: 0 LOB: 0 BB: 0 P: 14	R: 0 E: 0 K: 0 S: 9 H: 1 LOB: 1 BB: 0 P: 12	R: 0 E: 0 K: 0 S: 8 H: 2 LOB: 1 BB: 0 P: 11	R: 0 E: 0 K: 1 S: 15 H: 2 LOB: 2 BB: 0 P: 19	1B: 6 2B: 2 3B: 0 HR: 0 SF: 0 SAC: 0 DP: 1 HBP: 0						

PITCHER		IP	WLS	BF	H	R	ER	SO	BB	IBB	HBP	BLK	WP	HR	S	P	ERA	WHIP
30 Chris Tillman, R ERA: 5.67	(1, 1)	7.0	W	25	4	0	0	6	0	0	0	0	0	0	70	110	0.00	0.571
66 T.J. McFarland, L ERA: 2.7	(8, 1)	2.0		9	4	0	0	1	0	0	0	0	0	0	23	30	0.00	2.000

PITCHER	IP	WLS	BF	H	R	ER	SO	BB	IBB	HBP	BLK	WP	HR	S	P	ERA	WHIP

TOP

Cleveland Indians @ Baltimore Orioles

Oriole Park at Camden Yards, Baltimore, MD

Sun Jun 28 2015, 7:06 PM - 9:44 PM EDT

Att. 40,006 - Cloudy - 74 F

livebaseballscorecards.com

AB	34
R	0
H	8
RBI	0
BB	0
SO	7
LOB	18

Batter	1	2	3	4	5	6	7	8	9	AB	R	H	RBI	BB	SO	LOB
13 Manny Machado, R (1, 5) OBP: 0.362, SLG: 0.524	B FF 89 B FF 86 X FF 86 2-0 P4 ①		C SL 76 B FF 86 F SL 74 F FF 87 C FF 86 1-3 K ①	X SI 89 0-0 41 HR 1-H 2-H 2B		B FF 96 B FF 97 B FF 97 B FF 97 4-0 38 BB 1-2 BB		B FF 97 B FF 97 C FF 97 C FF 97 X FF 97 3-2 G6-4-3 ② ③ 1-2f		4	1	1	2	1	1	1
41 Chris Parmelee, L (1, 3) OBP: 0.348, SLG: 0.721	X FF 87 0-0 L8 ②		B SI 86 B SI 87 F SI 87 B CH 78 F FF 86 S SL 75 3-3 K ②	D SI 91 B CH 83 B SI 92 C SI 91 X SI 91 3-1 HR 2-H		C FF 98 B FF 97 F FF 97 F FF 98 F SL 87 D CH 92 F CH 90 B FF 98 T FF 97 3-2 K ②				4	1	1	2	0	2	2
38 Jimmy Paredes, S (1, 10) OBP: 0.350, SLG: 0.516	C FF 86 B CH 78 S CH 78 B FF 87 B CH 78 X CH 79 3-2 F7 ③		S CU 67 F FF 86 B FF 87 F SL 74 X FF 88 1-2 G1-3 ③	C CH 82 S SL 83 B SI 93 S CH 84 1-3 K ③		B FF 98 S FF 97 S FF 96 B FF 98 F FF 98 B FF 98 F FF 97 F FF 97 F FF 97 4-2 D SL 87 1-2 2-3 BB				3	0	0	0	1	1	0
19 Chris Davis, L (1, 9) OBP: 0.327, SLG: 0.471		X FF 85 0-0 P6 ①		B CU 66 B SI 87 F FF 85 B CH 78 X FF 86 3-1 HR	C CH 82 S SL 83 B SL 83 F SL 84 C SI 92 1-3 K ①	X FF 97 0-0 P5 ③				4	1	1	1	0	1	3
32 Matt Wieters, S (1, 2) OBP: 0.316, SLG: 0.596		C FF 86 C CU 67 B FF 86 B CH 79 F CH 77 X FF 88 2-2 G4-3 ②		B SI 86 F SL 75 S FF 87 B FF 87 X SI 87 2-2 G3 ①	X SI 91 0-0 23 G4-3 2B		C FF 94 B KC 85 F FF 94 B KC 85 S FF 95 2-3 K ①			4	0	1	0	0	1	0
23 Travis Snider, L (1, 7) OBP: 0.342, SLG: 0.398		C CU 67 B CH 78 F FF 86 F CH 78 X FF 88 1-2 E4 2 2B 3 1B		C CU 67 X CU 66 0-1 HR	X CH 84 0-0 G4-3 ②		F FF 95 B CH 87 C FF 95 S KC 87 1-3 K2-3 ②			4	2	1	1	0	1	1
2 J.J. Hardy, R (1, 6) OBP: 0.264, SLG: 0.335		B FF 86 X FF 86 1-0 3 1B 1-3 2B		C SL 76 B SL 74 S SL 76 B SL 74 B FF 87 B FF 85 4-2 9 BB 13 2B BB	C SI 91 S SL 83 S SL 84 0-3 K ③		C FF 95 B KC 86 B FF 94 C FF 95 T FF 95 2-2 K ③			3	2	1	0	1	2	1
3 Ryan Flaherty, L (1, 4) OBP: 0.344, SLG: 0.410		B FF 90 C FF 88 X CH 79 1-1 2-H 3-H 1B		B SI 90 X SI 89 1-0 L7 ②		S FF 98 F FF 97 B FF 98 C SL 86 1-3 K ①		B FF 96 F FF 96 X FF 95 1-1 13 G6-4-3 1B		4	0	2	2	0	1	1
9 David Lough, L (1, 8) OBP: 0.253, SLG: 0.344		C FF 87 F SI 88 F FF 87 B FF 87 B SL 76 F SI 87 B FF 87 X FF 86 3-2 P6 ③		C FF 90 B SI 90 D SI 91 B SL 83 D SI 90 4-1 13 2B 1-2 BB		C FF 97 B SL 84 F FF 97 B FF 99 S SL 86 2-3 K 38 BB 13 BB		S FF 96 F FF 96 C FF 97 0-3 K ①		3	1	0	0	1	2	2
Inning Stats	R: 0 E: 0 K: 0 S: 5 H: 0 LOB: 0 BB: 0 P: 10	R: 2 E: 1 K: 0 S: 17 H: 2 LOB: 1 BB: 0 P: 25	R: 0 E: 0 K: 2 S: 11 H: 0 LOB: 0 BB: 0 P: 16	R: 6 E: 0 K: 1 S: 17 H: 4 LOB: 0 BB: 2 P: 35	R: 0 E: 0 K: 2 S: 9 H: 1 LOB: 1 BB: 0 P: 10	R: 0 E: 0 K: 3 S: 19 H: 0 LOB: 3 BB: 2 P: 33	R: 0 E: 0 K: 3 S: 9 H: 0 LOB: 0 BB: 0 P: 14	R: 0 E: 0 K: 1 S: 8 H: 1 LOB: 0 BB: 0 P: 12		1B: 2 2B: 3 3B: 0 HR: 3 SF: 0 SAC: 0 DP: 1 HBP: 0			WP: 1 PB: 0 SB: 0 CS: 0 PA: 37	

PITCHER		IP	WLS	BF	H	R	ER	SO	BB	IBB	HBP	BLK	WP	HR	S	P	ERA	WHIP
61 Toru Murata, R ERA: 8.1	(1, 1)	3.1	L	16	4	5	3	2	1	0	0	0	0	2	42	69	8.10	1.500
35 Marc Rzepczynski, L ERA: 3.78	(4, 1)	0.1		2	0	0	0	0	1	0	0	0	0	0	2	7	0.00	3.000
54 Ryan Webb, R ERA: 3.0	(4, 1)	1.1		7	3	3	3	3	0	0	0	0	0	1	15	20	20.25	2.250
49 Austin Adams, R ERA: 1.98	(6, 1)	1.0		6	0	0	0	3	2	0	0	0	1	0	19	33	0.00	2.000
37 Cody Allen, R ERA: 3.66	(7, 1)	1.0		3	0	0	0	3	0	0	0	0	0	0	9	14	0.00	0.000

PITCHER		IP	WLS	BF	H	R	ER	SO	BB	IBB	HBP	BLK	WP	HR	S	P	ERA	WHIP
34 Zach McAllister, R ERA: 3.2	(8, 1)	1.0		3	1	0	0	1	0	0	0	0	0	0	8	12	0.00	1.000

BOTTOM

Cleveland Indians @ Baltimore Orioles

Oriole Park at Camden Yards, Baltimore, MD

Sun Jun 28 2015, 7:06 PM - 9:44 PM EDT

Att. 40,006 - Cloudy - 74 F

livebaseballscorecards.com

AB	33
R	8
H	8
RBI	8
BB	4
SO	12
LOB	11

Cleveland Indians @ Tampa Bay Rays

Tropicana Field, St. Petersburg, FL

Mon Jun 29 2015, 7:11 PM - 9:55 PM EDT

Att. 11,802 - Dome - 72 F

TOP

livebaseballscorecards.com

Batter	1	2	3	4	5	6	7	8	9	AB	R	H	RBI	BB	SO	LOB
22 Jason Kipnis, L (1, 4) OBP: 0.424, SLG: 0.510	S FF 91 B FF 92 X FF 92 1-1 23 1B 2B	B KC 80 B KC 80 C FF 92 B FF 92 X CH 85 3-1 2-H 1B		I IN 80 I IN 80 I IN 80 I IN 78 4-0 12 G4-6-3 IBB		C KC 80 X FF 92 0-1 ③ P6			C SI 92 B SI 91 F SI 90 F SI 91 B SI 91 X SI 91 2-2 12 2B 23 WP 1B	4	2	3	1	1	0	0
12 Francisco Lindor, S (1, 6) OBP: 0.259, SLG: 0.296	L FF 92 B CH 87 2 SAFE X CH 86 1-1 ① B1-3	C FF 92 B CH 86 1 SAFE C KC 79 F FF 92 F KC 82 F KC 82 F FF 92 F FF 92 1-3 ③ F CH 85 S KC 82 K		B KC 77 X KC 77 1-0 ②③ G4-6-3 1-2f			B CU 77 F FF 86 F CU 78 S CU 81 1-3 ① K		X CH 88 0-0 23 WP 9 1B 2B 1-3	5	1	1	0	0	2	5
23 Michael Brantley, L (1, 7) OBP: 0.375, SLG: 0.434	C FF 90 B FF 92 X FF 91 1-1 41 1B 2-H 1B	C FF 91 B KC 78 B KC 80 B FF 90 X FF 92 3-1 41 G3 41 S 1B	X CH 83 0-0 44 FC3-6 7 BB 1B				C CU 80 B SI 89 X CU 80 1-1 ② L8		I I IN 70 I IN 68 I IN 70 4-0 41 BB 9 1B 44 FC4-6 IBB 2-3 3-H	4	1	3	1	1	0	0
7 David Murphy, L (1, 10) OBP: 0.375, SLG: 0.481 9 Ryan Raburn, R (7, PH) OBP: 0.381, SLG: 0.536 (7, 10)	B CH 84 F FF 92 F FF 92 1 SAFE S CH 85 1-3 ② K	B FF 89 B FF 91 C FF 91 X FF 90 2-1 ① F8	B FF 91 B CH 83 B FF 92 B FF 90 4-0 44 FC3-6 1-2 BB				B SL 79 C SL 78 B FF 91 B SL 79 F FF 91 C FF 91 3-3 ③ K		S CH 90 S CH 89 B SI 90 X CH 89 1-2 44 FC4-6 41 BB 10 WP 1B 1-2 3-H	2 2	0 1	0 1	0 1	1 0	1 1	2 0
41 Carlos Santana, S (1, 3) OBP: 0.348, SLG: 0.370	C CH 83 B FF 92 C CH 85 X CH 86 1-2 1-3 1B	B FF 91 F FF 90 C FF 93 X KC 83 1-2 ② G3 1-3	B KC 78 C FF 91 B KC 78 D FF 92 F FF 93 S KC 81 3-3 ① K					S CH 84 B CH 86 F FF 93 F FF 93 B CH 87 B KC 78 S CH 84 3-3 ① K	B SI 91 F SI 90 B SI 90 B CH 89 B CH 90 4-1 44 FC4-6 BB 1-2 2-3	4	0	1	0	1	2	3
44 Brandon Moss, L (1, 9) OBP: 0.304, SLG: 0.435	X KC 78 0-0 ③ F9	B KC 80 B KC 79 F KC 78 S FF 93 S KC 82 2-3 ③ K	X KC 79 0-0 ② FC3-6 1-2f 2-3					B FF 92 X CH 85 1-0 ② G3	X SI 91 0-0 ② FC4-6 10 WP 1-2f 2-3 3-H	5	0	0	1	0	1	7
10 Yan Gomes, R (1, 2) OBP: 0.226, SLG: 0.330	F FF 91 B FF 93 B KC 81 X FF 92 2-1 22 1B 2B	C KC 78 C KC 78 B KC 83 F FF 93 X KC 84 1-2 24 SH5-4 39 1B 1B	X KC 78 0-0 ③ F8					B SL 85 C SL 86 F SL 85 B FF 92 F SL 85 B FF 93 X SL 85 3-2 HR	B SI 90 B CH 89 C SI 90 F CH 89 B SI 91 S CH 90 3-3 ③ K 1-2 3-H	5	2	3	1	0	1	3
39 Gio Urshela, R (1, 5) OBP: 0.322, SLG: 0.327	F FF 92 F FF 92 T KC 83 0-2 ① K	S FF 91 F FF 92 X KC 82 0-2 24 SH5-4 1B 1-2				C KC 80 X KC 78 0-1 ① L5		C FF 93 B SL 85 F SL 85 F FF 93 B FF 94 F FF 94 S FF 93 2-3 ③ K		4	0	1	0	0	2	1
24 Michael Bourn, L (1, 8) OBP: 0.295, SLG: 0.270	F CH 85 C CH 85 F CH 86 B FF 93 S FF 94 1-3 ② K			X FF 91 0-0 ① SH5-4 1-2 2-3		C FF 90 B CH 84 F FF 91 S CH 87 1-3 ② K			X SI 91 0-0 ① G4-3	3	0	0	0	0	2	1
Inning Stats	R: 1 E: 0 K: 1 S: 13 H: 3 LOB: 2 BB: 0 P: 18	R: 1 E: 0 K: 3 S: 20 H: 2 LOB: 1 BB: 0 P: 27	R: 0 E: 0 K: 1 S: 10 H: 1 LOB: 1 BB: 0 P: 18	R: 0 E: 0 K: 0 S: 9 H: 2 LOB: 2 BB: 1 P: 15	R: 0 E: 0 K: 1 S: 6 H: 1 LOB: 2 BB: 1 P: 13	R: 0 E: 0 K: 1 S: 7 H: 0 LOB: 0 BB: 0 P: 8	R: 0 E: 0 K: 2 S: 8 H: 0 LOB: 0 BB: 0 P: 13	R: 1 E: 0 K: 2 S: 13 H: 1 LOB: 0 BB: 0 P: 22	R: 4 E: 0 K: 1 S: 14 H: 3 LOB: 1 BB: 2 P: 28	1B: 9 2B: 3 3B: 0 HR: 1 SF: 0 SAC: 1 DP: 1 HBP: 0						

	AB	38
	R	7
	H	13
	RBI	5
	BB	4
	SO	12
	LOB	22

WP: 2 PA: 43
PB: 0
SB: 1
CS: 0

PITCHER		IP	WLS	BF	H	R	ER	SO	BB	IBB	HBP	BLK	WP	HR	S	P	ERA	WHIP
51 Nate Karns, R ERA: 3.26	(1, 1)	6.0	L	28	9	2	2	7	1	1	0	0	0	0	65	99	3.00	1.667
31 Xavier Cedeño, L ERA: 3.0	(7, 1)	0.2		2	0	0	0	1	0	0	0	0	0	0	5	7	0.00	0.000
47 Brandon Gomes, R ERA: 2.81	(7, 1)	0.1		1	0	0	0	1	0	0	0	0	0	0	3	6	0.00	0.000
49 Kirby Yates, R ERA: 4.05	(8, 1)	1.0		4	1	1	1	2	0	0	0	0	0	1	13	22	9.00	1.000
56 Ronald Belisario, R ERA: 9.45	(9, 1)	1.0		8	3	4	4	1	1	1	0	0	2	0	14	28	36.00	4.000

PITCHER	IP	WLS	BF	H	R	ER	SO	BB	IBB	HBP	BLK	WP	HR	S	P	ERA	WHIP

BOTTOM

Cleveland Indians @ Tampa Bay Rays

Tropicana Field, St. Petersburg, FL

Mon Jun 29 2015, 7:11 PM - 9:55 PM EDT

Att. 11,802 - Dome - 72 F

livebaseballscorecards.com

Batter	1	2	3	4	5	6	7	8	9	AB	R	H	RBI	BB	SO	LOB
39 Kevin Kiermaier, L (1, 8) OBP: 0.295, SLG: 0.421	B FF 91 F FF 93 B FF 93 F FF 93 F FF 92 X FC 91 2-2 ① G3-1			C FC 88 F FF 91 F CU 80 B FF 93 X FF 93 1-2 ① F7			B FF 90 C FF 92 B FC 86 B FF 92 X FF 91 3-1 ① G3		X FC 91 0-0 ①② L4-6 2-2	4	0	0	0	0	0	1
24 Grady Sizemore, L (1, 10) OBP: 0.301, SLG: 0.346	C FF 93 S CH 84 X FC 89 0-2 ② F7			F FF 92 X FF 93 0-1 ② L8			B FF 91 F FF 92 C CH 82 X FF 91 1-2 HR		C FC 92 B FC 91 B SL 81 C FC 92 F FC 92 B FC 93 S FC 94 3-3 ③ K	4	1	1	1	0	1	0
3 Evan Longoria, R (1, 5) OBP: 0.359, SLG: 0.425	B FF 93 B FC 90 F FF 94 X CH 85 2-1 ③ G1-3			C FC 89 B FF 94 X FF 92 1-1 ③ G5-3			C CH 81 X FF 92 0-1 E7 7 G3-1 1B			3	0	1	0	0	0	0
7 David DeJesus, L (1, 7) OBP: 0.328, SLG: 0.403		C FF 91 F FF 92 F CH 83 X FF 93 0-2 ① P4			X FF 91 0-0 ① L6		X FF 90 0-0 ② G3-1 2-3			3	0	0	0	0	0	1
11 Logan Forsythe, R (1, 4) OBP: 0.377, SLG: 0.447		C FF 92 X CH 84 0-1 ② G6-3			C FF 92 B FF 91 B FC 87 S FF 92 X FF 90 2-2 ② G5-3		C FF 92 C FC 90 D CH 82 B CH 83 X FF 93 2-2 ③ F9			3	0	0	0	0	0	1
20 Steven Souza Jr., R (1, 9) OBP: 0.304, SLG: 0.422		B FF 93 S FC 89 B FF 92 B FF 93 S FF 93 X FF 94 3-2 ③ L8			C FC 87 F CH 83 B FF 93 B FC 89 B CH 82 X FF 93 3-2 ③ P3			B FF 90 T CH 80 B FF 90 B CH 79 X FF 90 3-1 ① L7		3	0	0	0	0	0	0
13 Asdrúbal Cabrera, S (1, 6) OBP: 0.276, SLG: 0.352			F FF 92 L FC 87 X FF 92 0-2 ① G4-3			B FF 92 X FF 92 1-0 ① G5-3		B FF 88 X FF 90 1-0 ② F9		3	0	0	0	0	0	0
36 Marc Krauss, L (1, 3) OBP: 0.196, SLG: 0.279			C FF 92 B CH 83 B FF 92 F FF 92 C CH 83 2-3 ② K			C CH 82 X FF 92 0-1 ② F8		C FF 91 B CH 81 C CH 81 B FF 90 F CH 82 S FC 87 2-3 ③ K		3	0	0	0	0	2	0
44 René Rivera, R (1, 2) OBP: 0.204, SLG: 0.280			X FF 93 0-0 ③ P3			C FF 93 B FF 91 B FC 88 F FF 92 F CH 84 F FF 92 F CH 83 B FF 92 F FF 92 3-2 ③ P5 X FF 93			C FC 92 B FC 92 B FC 90 F FC 91 X FC 92 2-2 39 L4-6 2B	3	0	1	0	0	0	0
Inning Stats	R: 0 E: 0 K: 0 S: 9 H: 0 LOB: 0 BB: 0 P: 13	R: 0 E: 0 K: 0 S: 9 H: 0 LOB: 0 BB: 0 P: 12	R: 0 E: 0 K: 1 S: 7 H: 0 LOB: 0 BB: 0 P: 9	R: 0 E: 0 K: 0 S: 8 H: 0 LOB: 0 BB: 0 P: 10	R: 0 E: 0 K: 0 S: 7 H: 0 LOB: 0 BB: 0 P: 12	R: 0 E: 0 K: 0 S: 10 H: 0 LOB: 0 BB: 0 P: 14	R: 1 E: 1 K: 0 S: 11 H: 2 LOB: 1 BB: 0 P: 17	R: 0 E: 0 K: 1 S: 7 H: 0 LOB: 0 BB: 0 P: 13	R: 0 E: 0 K: 1 S: 8 H: 1 LOB: 0 BB: 0 P: 13	1B: 1 2B: 2 3B: 0 HR: 1	SF: 0 SAC: 0 DP: 1 HBP: 0			WP: 0 PB: 0 SB: 0 CS: 0		PA: 29	

	AB	29
	R	1
	H	3
	RBI	1
	BB	0
	SO	3
	LOB	3

PITCHER	IP	WLS	BF	H	R	ER	SO	BB	IBB	HBP	BLK	WP	HR	S	P	ERA	WHIP
56 Cody Anderson, R (1, 1) ERA: 0.57	8.0	W	26	2	1	1	2	0	0	0	0	0	1	68	100	1.12	0.250
27 Bryan Shaw, R (9, 1) ERA: 2.03	1.0		3	1	0	0	1	0	0	0	0	0	0	8	13	0.00	1.000

PITCHER	IP	WLS	BF	H	R	ER	SO	BB	IBB	HBP	BLK	WP	HR	S	P	ERA	WHIP

Batter	1	2	3	4	5	6	7	8	9	AB	R	H	RBI	BB	SO	LOB
22 Jason Kipnis, L (1, 4) OBP: 0.421, SLG: 0.515	B FF 89 C FF 89 F SL 83 X FF 91 1-2 ① F8		B CU 76 C CH 81 X SL 84 1-1 HR			B FF 89 B FF 88 C CH 76 B FF 88 F FF 89 F FF 90 S CH 80 3-3 ①② K 1-2	B SL 84 C FF 91 F FS 83 T FF 91 1-2 ③ K 1-2		S SL 84 B SL 84 B SL 83 F SI 90 C SI 92 2-3 ③ K	5	1	1	1	0	3	2
12 Francisco Lindor, S (1, 6) OBP: 0.258, SLG: 0.281	B FF 90 F FF 89 C SL 83 S CH 82 1-3 ② K		S CH 79 F FF 90 S CH 81 0-3 ③ K			B CH 79 B SI 88 B SI 87 B SL 86 4-0 BB		X FF 90 0-0 ① F7		3	0	0	0	1	2	0
23 Michael Brantley, L (1, 7) OBP: 0.373, SLG: 0.435	X FF 90 0-0 ③ L4			C CH 79 B CH 82 X FF 88 1-1 ① G4-3		1 SAFE X FF 89 0-0 ③ G4-3		C FF 92 F CH 85 F FF 92 F KC 76 B FF 92 F FF 93 F SL 86 B KC 76 B FF 92 3-2 F FF 92 F SI 93 X FF 93 7 HR 2B		4	1	1	0	0	0	1
7 David Murphy, L (1, 10) OBP: 0.372, SLG: 0.494		B FF 88 C CH 80 F FF 89 X CU 79 1-2 ① G4-3		B FF 90 C SI 89 X FF 89 1-1 ② F7			B CU 80 C CU 80 F FF 89 X CU 81 1-2 ① G1-3	X CH 86 0-0 2-H HR		4	1	1	2	0	0	0
41 Carlos Santana, S (1, 3) OBP: 0.350, SLG: 0.369		C SL 82 C FF 90 B CU 79 X FF 91 1-2 E3		F FF 90 B FF 91 B CH 81 F CH 80 B FF 91 F CH 80 C CH 80 3-3 ③ K			C SL 84 B FS 83 C FS 83 F FF 92 F FF 92 B FS 84 X FS 83 2-2 44 BB 39 HR 1B	B SL 85 S FF 93 B FF 93 S SL 84 B SL 84 F FF 93 B SL 84 4-2 BB		3	1	1	0	1	1	0
10 Yan Gomes, R (1, 2) OBP: 0.218, SLG: 0.319		B FF 91 B FF 88 C FF 90 S CH 79 F FF 92 B CH 81 S FF 92 3-3 ② K			B CH 79 C FF 90 B SL 84 S FF 90 F SI 89 B CH 82 X FF 90 3-2 ① F8		B FF 91 C FF 91 B SL 83 X FF 91 2-1 ② F8	D KC 77 B SL 83 B FF 92 C FF 92 F FF 92 S SL 84 3-3 ② K		4	0	0	0	0	2	3
44 Brandon Moss, L (1, 9) OBP: 0.303, SLG: 0.430		C CH 80 B FF 91 D CU 76 S CH 80 F CH 81 X SL 84 2-2 ③ G4-3			F FF 88 B FF 90 S CH 80 B FF 90 F CH 81 S CH 81 2-3 ② K		B FF 92 B FF 91 B FF 91 B FF 91 4-0 1-2 39 HR BB	C CH 89 C SI 89 B SL 84 F SI 91 B FF 91 F SL 81 X SI 90 2-2 ③ G4-3		3	1	0	0	1	1	2
39 Gio Urshela, R (1, 5) OBP: 0.317, SLG: 0.373			B SL 84 B FF 90 F FF 90 F CH 80 B FF 91 S CH 81 3-3 ① K		X FF 90 0-0 ③ G4-3		X FF 91 0-0 1-H 2-H HR		C SI 90 X SI 90 0-1 ① G3	4	1	1	3	0	1	0
24 Michael Bourn, L (1, 8) OBP: 0.298, SLG: 0.274			F FF 90 X FF 90 0-1 ② F8			L CH 77 X FF 89 0-1 22 CS 1B	C SL 85 B FS 82 B FF 90 B FS 84 X FF 91 3-1 22 S 1B		F SI 91 C SL 81 B CH 90 F SI 92 B SI 92 S SL 82 2-3 ② K	4	0	2	0	0	1	0
Inning Stats	R: 0 E: 0 K: 1 S: 7 H: 0 LOB: 0 BB: 0 P: 9	R: 0 E: 1 K: 1 S: 14 H: 0 LOB: 1 BB: 0 P: 21	R: 1 E: 0 K: 2 S: 10 H: 1 LOB: 0 BB: 0 P: 14	R: 0 E: 0 K: 1 S: 8 H: 0 LOB: 0 BB: 0 P: 13	R: 0 E: 0 K: 1 S: 9 H: 0 LOB: 0 BB: 0 P: 14	R: 0 E: 0 K: 1 S: 7 H: 1 LOB: 1 BB: 1 P: 14	R: 3 E: 0 K: 1 S: 16 H: 3 LOB: 1 BB: 1 P: 29	R: 2 E: 0 K: 1 S: 22 H: 2 LOB: 1 BB: 1 P: 34	R: 0 E: 0 K: 2 S: 9 H: 0 LOB: 0 BB: 0 P: 13	1B: 3 2B: 2 3B: 0 HR: 3 SF: 0 SAC: 0 DP: 1 HBP: 0						

PITCHER		IP	WLS	BF	H	R	ER	SO	BB	IBB	HBP	BLK	WP	HR	S	P	ERA	WHIP
30 Erasmo Ramírez, R ERA: 4.01	(1, 1)	5.2	L	20	2	1	1	7	1	0	0	0	0	1	54	84	1.59	0.529
31 Xavier Cedeño, L ERA: 2.91	(6, 1)	0.2		2	0	0	0	0	0	0	0	0	0	0	4	5	0.00	0.000
54 Steve Geltz, R ERA: 3.03	(7, 1)	0.2		6	3	3	3	1	1	0	0	0	0	1	13	25	40.50	6.000
49 Kirby Yates, R ERA: 6.14	(8, 1)	0.2		5	2	2	2	1	1	0	0	0	0	1	17	27	27.00	4.500
56 Ronald Belisario, R ERA: 7.88	(8, 1)	1.1		4	0	0	0	2	0	0	0	0	0	0	14	20	0.00	0.000

PITCHER		IP	WLS	BF	H	R	ER	SO	BB	IBB	HBP	BLK	WP	HR	S	P	ERA	WHIP

TOP

Cleveland Indians @ Tampa Bay Rays

Tropicana Field, St. Petersburg, FL

Tue Jun 30 2015, 7:11 PM - 9:53 PM EDT

Att. 10,437 - Dome - 72 F

livebaseballscorecards.com

AB	34
R	6
H	7
RBI	6
BB	3
SO	11
LOB	8

WP: 0	PA: 37		
PB: 0			
SB: 1			
CS: 1			

Cleveland Indians @ Tampa Bay Rays

Tropicana Field, St. Petersburg, FL

Tue Jun 30 2015, 7:11 PM - 9:53 PM EDT

Att. 10,437 - Dome - 72 F

livebaseballscorecards.com

BOTTOM

Batter	1	2	3	4	5	6	7	8	9	AB	R	H	RBI	BB	SO	LOB
39 Kevin Kiermaier, L (1, 8) OBP: 0.291, SLG: 0.415	B FF 94 S FF 94 F FF 94 C FF 94 1-3 ① K			F FF 93 B CU 78 B FF 94 B FF 95 S FF 95 F FF 95 X FF 96 3-2 ① L6		B FF 95 B FF 94 X FF 96 2-0 ③ F7		C CU 78 B FF 95 B FC 89 F FF 96 B FF 97 X FF 97 3-2 ③ G3		4	0	0	0	0	1	2
24 Grady Sizemore, L (1, 10) OBP: 0.291, SLG: 0.333	B FF 95 B FF 94 C FF 95 X FF 95 2-1 ② G4-3			X FF 95 0-0 ② F8			B FF 92 B CH 82 X FF 93 2-0 ① G5-3		B FF 95 B FF 95 C FF 95 X FF 95 2-1 ① F8	4	0	0	0	0	0	0
3 Evan Longoria, R (1, 5) OBP: 0.355, SLG: 0.419	X FF 92 0-0 ③ F8			C FF 96 B SL 84 X SL 84 1-1 ③ G6-3			B FF 94 B FF 95 B FF 94 C FF 95 S FF 95 F FF 96 X FF 96 3-2 ② F9		C KC 86 C KC 86 C FF 95 0-3 ② K	4	0	0	0	0	1	0
7 David DeJesus, L (1, 7) OBP: 0.327, SLG: 0.397		B FF 93 C FF 94 B FF 92 B FF 95 X FF 95 3-1 ① G3-1			C FF 92 X FF 95 0-1 ① F7		B CU 79 X SI 93 1-0 ③ G5-3		C FF 94 B FF 95 H KC 85 2-1 11 DI HBP	3	0	0	0	0	0	0
11 Logan Forsythe, R (1, 4) OBP: 0.375, SLG: 0.442		C FF 95 X FF 93 0-1 ② F9			C FF 93 S CH 83 B FF 96 X SL 84 1-2 ② G6-3			B FF 92 B FF 93 B FF 94 C FF 93 T FF 95 B FF 96 4-2 13 2B BB	C FF 94 B KC 86 F FF 94 S KC 87 1-3 ③ K 1-2	3	1	0	0	1	1	1
20 Steven Souza Jr., R (1, 9) OBP: 0.301, SLG: 0.417		S FF 95 B FF 95 B SL 86 B FF 94 C FF 96 T FF 95 3-2 ③ K			S SL 87 B FF 95 B FF 95 F FF 96 B FF 96 X FF 97 3-2 ③ F8			F FF 94 B SL 84 X FF 95 1-1 ① F9		3	0	0	0	0	1	1
13 Asdrúbal Cabrera, S (1, 6) OBP: 0.280, SLG: 0.357			C FF 93 X FF 94 0-1 ① L7			B FF 93 F SI 94 B SL 84 B SI 95 S FF 95 B FF 97 4-2 10 G4-6-3 BB		B SI 92 X SI 93 1-0 19 E 1-H 2B		2	1	1	1	1	0	0
10 Jake Elmore, R (1, 3) OBP: 0.287, SLG: 0.343			B FF 94 B FF 94 F FF 95 B FF 95 C FF 95 X FF 96 3-2 ② G5-3			F FF 95 F FF 95 F FF 96 X SL 85 0-2 ① ② G4-6-3 1-2f		C FF 96 F SL 86 F FF 96 B FF 93 X SL 84 1-2 ② G6-3		3	0	0	0	0	0	2
19 Curt Casali, R (1, 2) OBP: 0.316, SLG: 0.500			C FF 96 F FF 95 B SL 86 X SL 86 1-2 ③ P5			B FF 95 S SL 86 B CH 85 X FF 96 2-1 2B		C FF 94 B CU 79 S SL 86 F CH 85 B CH 84 B FF 96 X FF 95 3-2 E6 2-H		3	0	1	0	0	0	0
Inning Stats	R: 0 E: 0 K: 1 S: 6 H: 0 LOB: 0 BB: 0 P: 9	R: 0 E: 0 K: 1 S: 7 H: 0 LOB: 0 BB: 0 P: 13	R: 0 E: 0 K: 0 S: 8 H: 0 LOB: 0 BB: 0 P: 12	R: 0 E: 0 K: 0 S: 7 H: 0 LOB: 0 BB: 0 P: 11	R: 0 E: 0 K: 0 S: 8 H: 0 LOB: 0 BB: 0 P: 12	R: 0 E: 0 K: 0 S: 9 H: 1 LOB: 1 BB: 1 P: 17	R: 0 E: 0 K: 0 S: 6 H: 0 LOB: 0 BB: 0 P: 12	R: 2 E: 1 K: 0 S: 16 H: 1 LOB: 1 BB: 1 P: 29	R: 0 E: 0 K: 2 S: 9 H: 0 LOB: 1 BB: 0 P: 14	1B: 0 2B: 2 3B: 0 HR: 0 SF: 0 SAC: 0 DP: 1 HBP: 1	WP: 0 PB: 0 SB: 0 CS: 0 PA: 32					

	AB	29
	R	2
	H	2
	RBI	1
	BB	2
	SO	4
	LOB	6

PITCHER		IP	WLS	BF	H	R	ER	SO	BB	IBB	HBP	BLK	WP	HR	S	P	ERA	WHIP
31 Danny Salazar, R ERA: 3.8	(1, 1)	7.2	W	27	2	2	1	2	2	0	0	0	0	0	64	109	1.17	0.522
34 Zach McAllister, R ERA: 3.18	(8, 1)	0.1		1	0	0	0	0	0	0	0	0	0	0	3	6	0.00	0.000
37 Cody Allen, R ERA: 3.55	(9, 1)	1.0		4	0	0	0	2	0	0	1	0	0	0	9	14	0.00	0.000

PITCHER	IP	WLS	BF	H	R	ER	SO	BB	IBB	HBP	BLK	WP	HR	S	P	ERA	WHIP

Batter	1	2	3	4	5	6	7	8	9	AB	R	H	RBI	BB	SO	LOB
22 Jason Kipnis, L (1, 4) OBP: 0.420, SLG: 0.516	B FF 94 B FF 94 C FF 92 X FF 92 2-1 G3		X FF 93 0-0 4 23 1B 1B	X CH 84 0-0 FC6-4 1-2f 3-H			C FF 94 F CU 78 X FC 86 0-2 4 G4-3 2B		B SL 80 X SL 82 1-0 G6-3	5	1	2	1	0	0	1
4 Mike Aviles, R (1, 6) OBP: 0.307, SLG: 0.346	C FF 94 B CH 88 F CH 86 X FF 95 1-2 P4		C FC 85 1 SAFE F FC 88 F CU 80 F FF 93 D CH 87 X FC 87 1-2 23 1B 7 SF7 1-2 1B	S CU 78 F FF 94 X CU 78 0-2 F8			C FF 93 C FF 93 X FF 94 0-2 G4-3 2-3		F SL 81 B FC 88 X FC 88 1-1 F8	5	1	1	0	0	0	2
23 Michael Brantley, L (1, 7) OBP: 0.370, SLG: 0.430	B CU 77 X FF 94 1-0 L7		D CU 78 C FC 84 2 SAFE X FF 93 1-1 1-3 2-H 1B		B CU 74 F CU 75 B CH 82 X FF 93 2-1 G6-3		C CH 85 F CU 80 B FF 93 X CU 79 1-2 F8		B FC 88 X SL 81 1-0 G1-3	5	0	1	1	0	0	1
7 David Murphy, L (1, 10) OBP: 0.371, SLG: 0.494 9 Ryan Raburn, R (8, PH) OBP: 0.386, SLG: 0.536 (8, 10)		C FF 93 X CH 86 0-1 41 BB 44 2B 1B	X FF 92 0-0 SF7 3-H		C FF 93 S FF 93 B CU 80 X FF 94 1-2 L9			C SL 76 F FF 89 B SL 76 B CH 77 B FF 90 F SL 77 F SL 77 B FF 89 4-2 41 2B 44 HR BB		2 0	1 1	1 0	1 0	0 1	0 0	0 0
41 Carlos Santana, S (1, 3) OBP: 0.352, SLG: 0.373		B FF 93 D CH 86 B FF 94 B FF 92 4-0 44 2B 1-2 BB	S CH 86 B FF 93 C FC 84 B FF 93 X FF 93 2-2 P1		L FF 94 C CU 77 B FC 85 B FF 93 C FC 85 2-3 K			B FF 89 C CH 80 B FF 90 X SL 76 2-1 44 HR 1-3 2B		3	2	1	0	1	1	1
44 Brandon Moss, L (1, 9) OBP: 0.306, SLG: 0.447		C FC 83 X CH 87 0-1 39 F9 1-H 2-H 2B	F FF 94 F FF 94 S FC 86 0-3 K			C FF 92 F FC 85 B CU 80 B CU 78 X FF 93 2-2 F8		C SL 77 F SL 77 D SL 77 X FF 89 1-2 2-H 3-H HR		4	1	2	5	0	1	1
39 Gio Urshela, R (1, 5) OBP: 0.313, SLG: 0.365		S FF 93 B FF 93 X FC 86 1-1 F9 2-3	C FF 92 B FF 94 X FF 94 1-1 55 F8 24 1B 22 FC6-4 1B			S FF 94 B FF 95 X FC 86 1-1 L8		F CH 79 F FF 90 F SL 78 F SL 76 X CH 80 0-2 G5-3		4	1	1	0	0	0	1
24 Michael Bourn, L (1, 8) OBP: 0.298, SLG: 0.274		B FF 93 B FF 93 B FF 93 C FF 92 X FF 92 3-1 L7	F FF 92 B CH 81 B CH 82 B FF 92 X FF 91 3-1 22 FC6-4 1-2 1B			S FF 94 B FC 86 F FF 94 X CU 80 1-2 F7		C SL 77 B FF 88 B FF 88 C SL 77 F SL 77 S SL 76 2-3 K		4	0	1	0	0	1	1
55 Roberto Pérez, R (1, 2) OBP: 0.340, SLG: 0.414		S CU 78 S FC 89 B FF 94 B FF 94 X FC 88 2-2 L9	C FC 84 F FC 87 X FF 94 0-2 F8 2-3				B FF 93 S FF 94 C FC 85 S CU 81 1-3 K	C FC 88 B SL 82 B SL 83 X FC 88 2-1 L3		4	0	0	0	0	1	3
Inning Stats	R: 0 E: 0 K: 0 S: 6 H: 0 LOB: 0 BB: 0 P: 10	R: 2 E: 0 K: 0 S: 11 H: 2 LOB: 1 BB: 1 P: 21	R: 2 E: 0 K: 1 S: 15 H: 3 LOB: 1 BB: 0 P: 19	R: 1 E: 0 K: 0 S: 11 H: 2 LOB: 1 BB: 0 P: 15	R: 0 E: 0 K: 1 S: 8 H: 0 LOB: 0 BB: 0 P: 13	R: 0 E: 0 K: 0 S: 8 H: 0 LOB: 0 BB: 0 P: 12	R: 0 E: 0 K: 1 S: 12 H: 1 LOB: 1 BB: 0 P: 14	R: 3 E: 0 K: 1 S: 20 H: 2 LOB: 0 BB: 1 P: 31	R: 0 E: 0 K: 0 S: 4 H: 0 LOB: 0 BB: 0 P: 7	1B: 6 2B: 3 3B: 0 HR: 1 SF: 1 SAC: 0 DP: 0 HBP: 0						

PITCHER		IP	WLS	BF	H	R	ER	SO	BB	IBB	HBP	BLK	WP	HR	S	P	ERA	WHIP
37 Alex Colomé, R ERA: 4.7	(1, 1)	7.0	L	30	8	5	5	3	1	0	0	0	0	0	71	104	6.43	1.286
34 C.J. Riefenhauser, L ERA: 9.95	(8, 1)	0.2		5	2	3	2	1	1	0	0	0	0	1	18	27	27.00	4.500
58 Preston Guilmet, R ERA: 5.06	(8, 1)	1.1		4	0	0	0	0	0	0	0	0	0	0	6	11	0.00	0.000

PITCHER	IP	WLS	BF	H	R	ER	SO	BB	IBB	HBP	BLK	WP	HR	S	P	ERA	WHIP

TOP

Cleveland Indians @ Tampa Bay Rays

Tropicana Field, St. Petersburg, FL

Wed Jul 01 2015, 7:12 PM - 9:55 PM EDT

Att. 11,394 - Dome - 72 F

livebaseballscorecards.com

AB	36
R	8
H	10
RBI	8
BB	2
SO	4
LOB	11

WP: 0	PA: 39		
PB: 0			
SB: 0			
CS: 0			

Cleveland Indians @ Tampa Bay Rays

Tropicana Field, St. Petersburg, FL

Wed Jul 01 2015, 7:12 PM - 9:55 PM EDT

Att. 11,394 - Dome - 72 F

livebaseballscorecards.com

Batter	1	2	3	4	5	6	7	8	9	AB	R	H	RBI	BB	SO	LOB
39 Kevin Kiermaier, L (1, 8) OBP: 0.286, SLG: 0.408	F FF 96 B FF 96 F SL 89 F FF 96 B CH 90 S CH 90 2-3 ① K			C CU 82 B FF 94 B SI 94 F SL 88 B FF 96 C FF 94 3-3 ① K			X CH 88 0-0 ① G3		S SI 94 B SI 93 B SI 92 F CH 87 F SI 92 S CH 88 2-3 ② K	4	0	0	0	0	3	2
9 Joey Butler, R (1, 7) OBP: 0.361, SLG: 0.480	B SI 96 S SL 90 B SI 96 S SL 90 X FF 96 2-2 ② G3-1			S SL 89 S SI 94 B SL 89 B FF 94 S CU 84 2-3 ② K			B SI 93 B SL 88 C SL 88 C CH 90 B SI 94 F CU 84 F SL 89 B CH 87 4-2 3 G3-6-3 BB		F SL 90 S CH 89 X SL 89 0-2 1-3 3-H 1B	3	0	1	1	1	1	0
3 Evan Longoria, R (1, 5) OBP: 0.351, SLG: 0.415 10 Jake Elmore, R (9, 5) OBP: 0.284, SLG: 0.340	B FF 96 B FF 96 S SL 89 B FF 96 X SL 89 3-1 ③ G6-3			F FF 96 S SL 89 F SI 95 F SL 88 B CU 84 X FF 94 1-2 ③ G4-3			B SI 94 C SL 88 B SI 93 X SL 88 2-1 ②③ G3-6-3 1-2f		F FF 97 B FF 97 B FF 98 F FF 97 F FF 98 B SL 89 X FF 98 3-2 ③ F8	3 1	0 0	0 0	0 0	0 0	0 0	1 2
7 David DeJesus, L (1, 10) OBP: 0.322, SLG: 0.391		C FF 95 S CH 88 F FF 97 X FF 92 0-2 ① G4-3			C CU 80 F SI 93 S CU 82 0-3 ① K			B FF 93 F SI 92 X SI 93 1-1 ① G4-3		3	0	0	0	0	1	0
11 Logan Forsythe, R (1, 4) OBP: 0.372, SLG: 0.438		C FF 96 X SI 94 0-1 ② F8			B FF 94 S SI 92 B SI 93 C SL 88 X CU 82 2-2 ② G5-3			C SL 87 F CU 83 B FF 93 S CU 83 1-3 ② K		3	0	0	0	0	1	0
20 Steven Souza Jr., R (1, 9) OBP: 0.298, SLG: 0.412		S CH 89 C SL 89 S SL 90 0-3 ③ K			C SL 88 S SI 94 F FF 94 B CU 84 S FF 94 1-3 ③ K			S SL 88 S SI 93 B CH 88 F CU 84 S SI 94 1-3 ③ K		3	0	0	0	0	3	0
13 Asdrúbal Cabrera, S (1, 6) OBP: 0.280, SLG: 0.354			B FF 95 C SI 94 S CH 91 S CH 91 1-3 ① K			B SI 94 T FF 94 F SI 94 S CU 83 1-3 ① K			F CU 84 F SI 95 B SL 90 B CU 84 B SL 90 F SL 89 B SI 94 4-2 24 FC6-4 5 HBP 9 1B BB	2	1	0	0	1	2	0
36 Marc Krauss, L (1, 3) OBP: 0.188, SLG: 0.267 5 Brandon Guyer, R (9, PH) OBP: 0.370, SLG: 0.385			B FF 96 S SL 89 B FF 96 F CH 90 B SI 95 S CH 89 3-3 ② K			B FF 95 T CU 83 B SI 94 C CU 83 C FF 95 2-3 ② K			H SI 93 1-0 24 FC6-4 1-2 HBP	2 0	0 0	0 0	0 0	0 0	2 0	0 0
19 Curt Casali, R (1, 2) OBP: 0.286, SLG: 0.450 24 Grady Sizemore, L (9, PH) OBP: 0.288, SLG: 0.330			S FF 95 C SL 89 F SL 89 B FF 96 B CU 85 X FF 96 2-2 ③ F8			X FF 93 0-0 ③ L6			X SI 94 0-0 ① FC6-4 9 1B 1-2f 2-3	2 1	0 0	0 0	0 0	0 0	0 0	0 2
Inning Stats	R: 0 E: 0 K: 1 S: 9 H: 0 LOB: 0 BB: 0 P: 16	R: 0 E: 0 K: 1 S: 9 H: 0 LOB: 0 BB: 0 P: 9	R: 0 E: 0 K: 2 S: 10 H: 0 LOB: 0 BB: 0 P: 16	R: 0 E: 0 K: 2 S: 11 H: 0 LOB: 0 BB: 0 P: 17	R: 0 E: 0 K: 2 S: 10 H: 0 LOB: 0 BB: 0 P: 13	R: 0 E: 0 K: 2 S: 7 H: 0 LOB: 0 BB: 0 P: 10	R: 0 E: 0 K: 0 S: 7 H: 0 LOB: 0 BB: 1 P: 13	R: 0 E: 0 K: 2 S: 9 H: 0 LOB: 0 BB: 0 P: 12	R: 1 E: 0 K: 1 S: 15 H: 1 LOB: 2 BB: 1 P: 25	1B: 1 2B: 0 3B: 0 HR: 0 SF: 0 SAC: 0 DP: 1 HBP: 1	WP: 0 PB: 0 SB: 0 CS: 0 PA: 30					

PITCHER		IP	WLS	BF	H	R	ER	SO	BB	IBB	HBP	BLK	WP	HR	S	P	ERA	WHIP
59 Carlos Carrasco, R ERA: 3.88	(1, 1)	8.2	W	29	1	1	1	13	2	0	1	0	0	0	83	124	1.04	0.346
49 Austin Adams, R ERA: 1.93	(9, 1)	0.1		1	0	0	0	0	0	0	0	0	0	0	4	7	0.00	0.000

PITCHER	IP	WLS	BF	H	R	ER	SO	BB	IBB	HBP	BLK	WP	HR	S	P	ERA	WHIP

BOTTOM	
AB	27
R	1
H	1
RBI	1
BB	2
SO	13
LOB	7

Batter	1	2	3	4	5	6	7	8	9	10	AB	R	H	RBI	BB	SO	LOB
22 Jason Kipnis, L (1, 4) OBP: 0.420, SLG: 0.514	C FF 89 S KC 80 X FF 91 0-2 ① L7			B KC 78 C FC 87 B CH 85 X FF 91 2-1 23 WP 12 1B 23 SF7 1B	F FF 91 D FC 86 F FC 88 X FC 89 1-2 12 1B 23 1B 1-2 2-H 1B		C FF 93 B CU 75 X FF 93 1-1 ② F8			B CU 79 C CU 80 B FF 88 X CU 80 2-1 ① L3	5	2	2	1	0	0	0
12 Francisco Lindor, S (1, 6) OBP: 0.269, SLG: 0.290	C SI 90 F SI 91 B FF 92 X CH 83 1-2 ② L6			B CH 82 B SI 89 B SI 89 C FF 88 X SI 90 3-1 9 WP 23 WP 1-2 1B	X CH 82 0-0 23 1B 1-2 2-H 1B		F SI 94 B SI 93 B SI 94 S FF 94 F SI 95 C SI 95 2-3 ③ K			B FF 88 F FF 87 S CU 78 B CU 80 B FF 87 B CU 78 S CU 81 3-3 ② K	5	0	2	1	0	2	0
23 Michael Brantley, L (1, 8) OBP: 0.367, SLG: 0.428	C FF 91 F FF 92 S FF 89 0-3 ③ K			L FC 87 B FF 90 S FC 88 X FC 89 1-2 ① SF7 1-2 2-H	F FF 89 F FF 90 F FC 88 B KC 79 X FC 88 1-2 7 CI 1-3 2-H 1B			B FF 93 C CH 78 X CH 78 1-1 ① G4-3		B CU 79 X FF 88 1-0 ③ G6-3	4	0	1	2	0	1	0
9 Ryan Raburn, R (1, 10) 7 David Murphy, L (5, PH) (5, 10) OBP: 0.388, SLG: 0.532 OBP: 0.369, SLG: 0.491		B SI 90 C CH 82 B FF 90 F FC 89 B KC 79 B FF 92 4-2 10 G4-3 BB		B CH 82 S FC 88 B FF 90 S FC 87 F FC 90 F FF 89 F KC 80 D CH 83 S FC 89 3-3 ② K 2-3	C FF 92 F FF 92 F FF 92 0-2 CI 1-2			F FF 92 B FF 92 F FF 92 S CH 80 1-3 ② K			1	0	0	0	1	1	1
											1	0	0	0	0	1	0
41 Carlos Santana, S (1, 3) OBP: 0.347, SLG: 0.367		F SI 91 F CH 83 C SI 90 0-3 ① K		D KC 80 B CH 83 X SI 92 2-0 ③ G6-3	B FF 92 B FF 92 X FF 92 2-0 ③ P2			B CH 80 C CH 80 C FF 92 S FF 92 1-3 ③ K			4	0	0	0	0	2	5
10 Yan Gomes, R (1, 2) OBP: 0.220, SLG: 0.316		X CH 82 0-0 ②③ G4-3 1-2f			C KC 77 F FF 89 B FF 91 B CH 84 S FC 89 2-3 ① K	S FF 91 B FF 92 X FS 82 1-1 ① F7			B FF 95 F FF 95 S FF 95 B CU 82 F FF 95 F FF 97 F FF 96 F CU 82 X FF 96 2-2 39 L4-3 1B		4	0	1	0	0	1	1
44 Brandon Moss, L (1, 9) OBP: 0.305, SLG: 0.442			C KC 78 S CH 83 F FF 92 B KC 80 X FF 93 1-2 ① F7		X FF 91 0-0 ② F8	B FS 82 B FF 92 B FF 92 B FF 92 4-0 39 G6-4-3 BB			S CH 84 D CH 83 X FF 94 1-1 ① F7		3	0	0	0	1	0	1
39 Gio Urshela, R (1, 5) OBP: 0.310, SLG: 0.358			B CH 83 B SI 92 F SI 91 X FC 89 2-1 ② L4		B CH 83 X SI 91 1-0 4 WP 22 1B 1B	S FF 92 F FF 92 F SL 85 D FF 92 1 SAFE B FF 92 X FF 92 2-2 ②③ G6-4-3 1-2f			C CU 81 B FF 94 X FF 95 1-1 ②③ L4-3 1-1		4	1	1	0	0	0	2
4 Mike Aviles, R (1, 7) OBP: 0.312, SLG: 0.365			F SI 90 X CH 84 0-1 ③ P4		B SI 91 D CH 82 C FC 87 S KC 78 F KC 80 B FC 89 B FC 89 4-2 22 1B 12 1B 1-2 BB		F SL 90 C FF 92 C SI 92 0-3 ① K		X CU 76 0-0 HR	3	2	1	1	1	1	0
Inning Stats	R: 0 E: 0 K: 1 S: 9 H: 0 LOB: 0 BB: 0 P: 10	R: 0 E: 0 K: 1 S: 6 H: 0 LOB: 0 BB: 1 P: 10	R: 0 E: 0 K: 0 S: 8 H: 0 LOB: 0 BB: 0 P: 11	R: 1 E: 0 K: 1 S: 14 H: 2 LOB: 1 BB: 0 P: 25	R: 3 E: 1 K: 1 S: 20 H: 4 LOB: 3 BB: 1 P: 31	R: 0 E: 0 K: 0 S: 6 H: 0 LOB: 0 BB: 1 P: 13	R: 0 E: 0 K: 2 S: 9 H: 0 LOB: 0 BB: 0 P: 12	R: 0 E: 0 K: 2 S: 8 H: 0 LOB: 0 BB: 0 P: 11	R: 0 E: 0 K: 0 S: 11 H: 1 LOB: 0 BB: 0 P: 15	R: 1 E: 0 K: 1 S: 8 H: 1 LOB: 0 BB: 0 P: 14	1B: 7 2B: 1 3B: 0 HR: 1 SF: 1 SAC: 0 DP: 3 HBP: 0						

PITCHER		IP	WLS	BF	H	R	ER	SO	BB	IBB	HBP	BLK	WP	HR	S	P	ERA	WHIP
55 Matt Moore, L ERA: 7.71	(1, 1)	4.2		21	6	4	4	4	2	0	0	0	3	0	53	81	7.71	1.714
54 Steve Geltz, R ERA: 2.92	(5, 1)	1.1		5	0	0	0	0	1	0	0	0	0	0	10	19	0.00	0.750
57 Jake McGee, L ERA: 1.59	(7, 1)	1.0		3	0	0	0	2	0	0	0	0	0	0	9	12	0.00	0.000
26 Brad Boxberger, R ERA: 2.56	(8, 1)	1.0		3	0	0	0	2	0	0	0	0	0	0	8	11	0.00	0.000
40 Kevin Jepsen, R ERA: 2.65	(9, 1)	1.0		3	1	0	0	0	0	0	0	0	0	0	11	15	0.00	1.000

PITCHER		IP	WLS	BF	H	R	ER	SO	BB	IBB	HBP	BLK	WP	HR	S	P	ERA	WHIP
31 Xavier Cedeño, L ERA: 3.18	(10, 1)	1.0	L	4	1	1	1	1	0	0	0	0	0	1	8	14	9.00	1.000

TOP

Cleveland Indians @ Tampa Bay Rays

Tropicana Field, St. Petersburg, FL

Thu Jul 02 2015, 12:11 PM - 3:11 PM EDT

Att. 16,353 - Dome - 72 F

livebaseballscorecards.com

AB	34
R	5
H	8
RBI	5
BB	3
SO	9
LOB	10

WP: 3	PB: 0	SB: 0	CS: 0
PA: 39			

Batter	1	2	3	4	5	6	7	8	9	10	AB	R	H	RBI	BB	SO	LOB
39 Kevin Kiermaier, L (1, 8) OBP: 0.285, SLG: 0.408	F SI 91 X SI 91 0-1 G6-3		B SL 87 C SI 91 X CH 83 1-1 G3-1			C CU 81 B SL 88 B FF 92 S SL 88 F SL 88 F FF 93 X CU 82 2-2 9 F8 24 1B 2B	S FF 92 X SL 88 0-1 L9			C FF 95 S KC 87 S KC 88 0-3 K	5	1	1	0	0	1	0
9 Joey Butler, R (1, 7) OBP: 0.358, SLG: 0.474	B SI 91 C SI 91 X SI 91 1-1 3 1B 24 1B 1B		C SL 88 C FF 92 B CU 84 C FF 92 1-3 K			C SL 88 B FF 93 T SL 90 X CU 84 1-2 F8 2-3		C FF 92 C SI 93 F FF 94 B CU 84 C SI 94 1-3 K			4	1	1	0	0	2	1
3 Evan Longoria, R (1, 5) OBP: 0.350, SLG: 0.412	X SI 91 0-0 11 S 24 1B 11 E 1-2 1B		B SL 89 T SL 87 F FF 92 S CU 83 1-3 K			S CU 83 B FF 94 S SL 90 S FF 94 1-3 K		S SL 90 B SL 91 C SI 94 F SI 95 S SL 91 1-3 K			4	1	1	0	0	3	1
24 Grady Sizemore, L (1, 10) OBP: 0.295, SLG: 0.336	X SI 92 0-0 11 S 1-2 2-H 1B			B SL 87 B CH 84 F FF 91 F FF 91 S SL 87 2-3 K		C SL 90 B FF 94 X FF 94 1-1 11 1B 13 1B 3-H 1B		F SL 90 B SL 89 C SI 94 S CU 84 1-3 K			4	1	2	2	0	2	0
11 Logan Forsythe, R (1, 4) OBP: 0.370, SLG: 0.435	C SL 88 B SI 93 D SL 88 B SI 92 C SI 93 F SL 90 F FF 92 S FF 94 3-3 K 1-2 2-H			C CU 82 X FF 93 0-1 F9		C SL 90 X SL 90 0-1 13 1B 1-2 1B			B FC 92 B FC 93 B FC 92 C FC 92 S FC 92 S FC 92 3-3 K		4	0	1	0	0	2	1
13 Asdrúbal Cabrera, S (1, 6) OBP: 0.280, SLG: 0.353	X SI 92 0-0 G1-3			B CU 81 F FF 91 C FF 91 C FF 92 1-3 K		S SL 89 C SI 94 X CU 84 0-2 1-2 2-H 1B			C FC 92 B SL 81 C FC 92 S FC 93 1-3 K		4	0	1	1	0	2	1
5 Brandon Guyer, R (1, 9) OBP: 0.368, SLG: 0.377		C SL 87 B SI 92 B SL 88 B SI 91 D SL 90 4-1 10 G6-4-3 BB	F FF 91 F FF 92 B CU 82 X SL 88 1-2 G6-3	T FF 94 S SL 89 B SL 91 C SI 94 1-3 K				S FC 92 B FC 92 X SL 80 1-1 L8			3	0	0	0	1	1	2
10 Jake Elmore, R (1, 3) OBP: 0.277, SLG: 0.330 7 David DeJesus, L (10, PH) OBP: 0.321, SLG: 0.389		1 SAFE B FF 91 1 SAFE 1 SAFE B SI 90 X SI 91 2-0 G6-4-3 1-2f	C SL 86 F FF 92 B SI 93 S CU 83 1-3 K				B FF 92 B SL 87 F FF 92 T FF 91 F SL 88 F CU 83 C CU 84 2-3 K		C FF 95 S FF 95 C FF 96 0-3 K	3 1	0 0	0 0	0 0	0 0	2 1	1 0
44 René Rivera, R (1, 2) OBP: 0.201, SLG: 0.276 20 Steven Souza Jr., R (10, PH) OBP: 0.297, SLG: 0.411		S SL 86 C SI 91 X SL 86 0-2 G6-3	S FF 92 S SL 86 B SI 94 S CU 83 1-3 K				C SL 87 S SL 88 F SI 93 S CU 83 0-3 K		S KC 87 B KC 85 S FF 96 S KC 88 1-3 K	3 1	0 0	0 0	0 0	0 0	2 1	0 0
Inning Stats	R: 2 H: 3 E: 0 LOB: 1 K: 1 BB: 0 S: 12 P: 16	R: 0 H: 0 E: 0 LOB: 0 K: 0 BB: 1 S: 5 P: 11	R: 0 H: 0 E: 0 LOB: 0 K: 2 BB: 0 S: 8 P: 11	R: 0 H: 0 E: 0 LOB: 0 K: 2 BB: 0 S: 8 P: 11	R: 0 H: 0 E: 0 LOB: 0 K: 2 BB: 0 S: 9 P: 12	R: 2 H: 4 E: 0 LOB: 2 K: 2 BB: 0 S: 21 P: 27	R: 0 H: 0 E: 0 LOB: 0 K: 2 BB: 0 S: 11 P: 13	R: 0 H: 0 E: 0 LOB: 0 K: 3 BB: 0 S: 11 P: 14	R: 0 H: 0 E: 0 LOB: 0 K: 2 BB: 0 S: 8 P: 13	R: 0 H: 0 E: 0 LOB: 0 K: 3 BB: 0 S: 9 P: 10	1B: 6 2B: 1 3B: 0 HR: 0	SF: 0 SAC: 0 DP: 1 HBP: 0			WP: 0 PB: 0 SB: 2 CS: 0	PA: 37	

PITCHER		IP	WLS	BF	H	R	ER	SO	BB	IBB	HBP	BLK	WP	HR	S	P	ERA	WHIP
28 Corey Kluber, R ERA: 3.64	(1, 1)	8.0		31	7	4	3	14	1	0	0	0	0	0	85	115	3.38	1.000
27 Bryan Shaw, R ERA: 1.95	(9, 1)	1.0	W	3	0	0	0	2	0	0	0	0	0	0	8	13	0.00	0.000
37 Cody Allen, R ERA: 3.44	(10, 1)	1.0	S	3	0	0	0	3	0	0	0	0	0	0	9	10	0.00	0.000

PITCHER	IP	WLS	BF	H	R	ER	SO	BB	IBB	HBP	BLK	WP	HR	S	P	ERA	WHIP

BOTTOM

Cleveland Indians @ Tampa Bay Rays

Tropicana Field, St. Petersburg, FL

Thu Jul 02 2015, 12:11 PM - 3:11 PM EDT

Att. 16,353 - Dome - 72 F

livebaseballscorecards.com

AB	36
R	4
H	7
RBI	3
BB	1
SO	19
LOB	7

Cleveland Indians @ Pittsburgh Pirates

PNC Park, Pittsburgh, PA

Fri Jul 03 2015, 7:07 PM - 12:26 AM EDT

Att. 38,840 - Cloudy - 75 F

TOP

livebaseballscorecards.com

Batter	1	2	3	4	5	6	7	8	9	AB	R	H	RBI	BB	SO	LOB
22 Jason Kipnis, L (1, 4) OBP: 0.420, SLG: 0.510	X SI 94 0-0 ① G4-3		C SI 91 X FS 85 0-1 ① G4-3	C FS 85 F SI 91 X FS 84 0-2 ③ G4-3			C FF 92 B FF 92 F SL 83 F SL 84 D SL 83 D FF 92 F FF 93 B FF 92 4-2 1-2 BB	C SI 94 B CH 88 B SI 94 D SI 94 F SI 93 B SI 94 4-2 1-2 2-3 BB		3	0	0	0	2	0	2
12 Francisco Lindor, S (1, 6) OBP: 0.250, SLG: 0.269	B SI 94 C SI 93 F SI 93 B CU 80 B SI 92 X SI 93 3-2 ② L8		B CU 78 X FF 90 1-0 ② G3		C SI 90 C CU 77 F FS 84 X FF 91 0-2 ① L4		F FF 91 C CH 85 F SL 85 C FF 92 0-3 ② K	B CH 88 X SI 94 1-0 ③ G1-3		5	0	0	0	0	1	5
23 Michael Brantley, L (1, 7) OBP: 0.368, SLG: 0.423	B FF 94 B SI 93 X SI 93 2-0 ③ G3-1		B SI 92 B FS 84 B FF 90 C SI 90 C FF 92 B SI 91 4-2 BB		C FS 83 X SI 90 0-1 ② G3		B SL 82 X FF 92 1-0 ③ F7		B SI 93 F SI 93 F SL 88 F SI 93 B FF 93 F SL 88 F SI 94 B SI 94 D SI 94 4-2 7 G3-6-3 BB	3	0	0	0	2	0	2
7 David Murphy, L (1, 9) OBP: 0.370, SLG: 0.485		B SI 93 B SI 94 F SI 93 F SI 93 X SI 92 2-2 44 HR 1B	B SI 91 C CU 77 X SI 92 1-1 ③ G6-3		C FF 92 X FS 83 0-1 ③ G1-3			B SI 97 B FF 97 B FF 97 C FF 96 B SI 98 4-1 39 1B 10 1B 24 1B BB	B SI 93 B SI 92 C SI 93 X SI 93 2-1 ① ② G3-6-3 1-2f	4	2	1	0	1	0	2
44 Brandon Moss, L (1, 3) OBP: 0.307, SLG: 0.450		X SI 93 0-0 1-H HR		C SI 91 B CU 78 F CU 77 H CU 79 1-2 10 1B 24 2B HBP		C CU 76 B FF 89 S FS 82 B CU 77 S FS 83 2-3 ① K		C FS 88 C FS 89 B FF 96 B FF 100 F SL 91 S FS 89 2-3 ① K	F FF 94 X SI 93 0-1 E3	4	2	1	2	0	2	1
10 Yan Gomes, R (1, 2) OBP: 0.227, SLG: 0.320		C SI 93 B SI 91 B SI 92 F SI 92 B CU 79 F SI 91 F SI 92 S SI 90 3-3 ① K		B SI 88 F SI 90 F SI 90 B SI 92 F SI 92 F SI 90 X SI 92 2-2 ① 1-3 1B		C SI 90 B CU 78 B CU 78 F SI 90 X FS 84 2-2 ② F7		1 SAFE B SL 90 X FF 97 1-0 39 1B 24 1B 1-2 1B	X SI 92 0-0 ③ L8	5	1	2	0	0	1	1
39 Gio Urshela, R (1, 5) OBP: 0.320, SLG: 0.357		F SI 92 F SI 91 B CU 78 B CU 78 F SI 91 B SI 92 F SI 91 F SI 91 F SI 92 3-2 ② F SI 92 X SI 91 G5-3		B SI 91 D SI 90 F SI 91 D SI 90 F SI 91 B SI 91 4-2 24 2B BB		C CU 78 S CU 78 C CU 78 0-3 ③ K		S FF 98 X SL 91 0-1 22 BB 24 1B 1-2 2-3 1B		3	0	1	0	1	1	0
24 Michael Bourn, L (1, 8) OBP: 0.305, SLG: 0.284		C SI 92 S FS 83 B FS 84 B CU 79 B SI 89 B SI 90 4-2 BB		F SI 91 B FS 84 B SI 91 X SI 92 2-1 1-3 3-H 2B			B FF 91 F FF 91 F FF 91 F SL 82 X FF 92 1-2 ① G5-3	B SI 97 X SI 97 1-0 22 BB 1-2 2-H 3-H 1B		3	0	2	3	1	0	0
47 Trevor Bauer, R (1, 1) OBP: 0.333, SLG: 0.200 35 Marc Rzepczynski, L (7, 1) 34 Zach McAllister, R (7, 1) 41 Carlos Santana, S (8, PH) OBP: 0.346, SLG: 0.366 27 Bryan Shaw, S (8, 1) 37 Cody Allen, R (9, 1)		S SI 90 B SI 90 S SI 91 X SI 91 1-2 ③ G1-3		X SI 91 0-0 ② G6-3			C FF 91 F FF 93 F FF 92 F SL 83 B FF 92 B FF 93 B FF 92 F FF 92 B FF 92 4-2 22 BB BB	B SI 93 C SI 93 C SI 94 S SI 94 1-3 ② K		2 0 0 1 0 0	0 0 0 0 0 0	0 0 0 0 0 0	1 0 0 0 0 0	0 0 0 1 0 0	3 0 0 2 0 0
Inning Stats	R: 0 E: 0 K: 0 S: 5 H: 0 LOB: 0 BB: 0 P: 10	R: 2 E: 0 K: 1 S: 22 H: 2 LOB: 1 BB: 1 P: 35	R: 0 E: 0 K: 0 S: 7 H: 0 LOB: 1 BB: 1 P: 13	R: 1 E: 0 K: 0 S: 16 H: 2 LOB: 2 BB: 1 P: 25	R: 0 E: 0 K: 0 S: 8 H: 0 LOB: 0 BB: 0 P: 8	R: 0 E: 0 K: 2 S: 9 H: 0 LOB: 0 BB: 0 P: 13	R: 0 E: 0 K: 1 S: 18 H: 0 LOB: 2 BB: 2 P: 28	R: 2 E: 0 K: 2 S: 15 H: 3 LOB: 3 BB: 2 P: 29	R: 0 E: 1 K: 0 S: 10 H: 0 LOB: 1 BB: 1 P: 16	1B: 5 2B: 1 3B: 0 HR: 1 SF: 0 SAC: 0 DP: 1 HBP: 1						

	AB	33
	R	5
	H	7
	RBI	5
	BB	8
	SO	6
	LOB	18

WP: 0 PB: 0 SB: 0 CS: 0 PA: 42

PITCHER		IP	WLS	BF	H	R	ER	SO	BB	IBB	HBP	BLK	WP	HR	S	P	ERA	WHIP
50 Charlie Morton, R ERA: 4.3	(1, 1)	6.0	L	25	4	3	3	3	3	0	1	0	0	1	67	104	4.50	1.167
59 Antonio Bastardo, L ERA: 4.01	(7, 1)	1.0		5	0	0	0	1	2	0	0	0	0	0	18	28	0.00	2.000
37 Arquimedes Caminero, R ERA: 3.96	(8, 1)	0.1		5	3	2	2	1	1	0	0	0	0	0	9	17	54.00	12.000
48 Jared Hughes, R ERA: 2.45	(8, 1)	1.2		7	0	0	0	1	2	0	0	0	0	0	16	28	0.00	1.200

PITCHER		IP	WLS	BF	H	R	ER	SO	BB	IBB	HBP	BLK	WP	HR	S	P	ERA	WHIP

Batter	1	2	3	4	5	6	7	8	9	AB	R	H	RBI	BB	SO	LOB
5 Josh Harrison, R (1, 5) (8, 9) OBP: 0.311, SLG: 0.377	C FF 92 X FF 92 0-1 ① F9			B FF 92 C FC 85 B FF 93 X FC 83 2-1 ① F9		B FF 94 X CH 85 1-0 18 G3-6-1 1B		F FC 94 F SL 81 F FC 94 S FC 92 0-3 ③ K		4	0	1	0	0	1	0
18 Neil Walker, S (1, 4) OBP: 0.344, SLG: 0.419	C FF 93 B FC 85 F FF 93 F FF 92 B KC 77 F FC 85 F SI 94 X KC 78 2-2 ② G3-1			B FC 86 F FF 93 B FC 87 F FF 95 X CH 85 2-2 22 HR 1B		X FF 93 0-0 ② ③ G3-6-1 1-2f			B FF 94 B KC 85 C FF 95 F FF 95 F FF 96 S KC 86 2-3 ① K	4	1	1	0	0	1	1
22 Andrew McCutchen, R (1, 8) OBP: 0.390, SLG: 0.493	B FF 94 B FF 94 S FC 83 B SI 93 X FF 94 3-1 ③ G6-3			C FF 94 X FF 93 0-1 1-H HR			C FC 82 B FC 83 S KC 77 B KC 77 B SI 94 D FC 84 4-2 6 FC6-4 BB		B FF 95 B KC 86 C FF 96 F FF 95 B KC 86 F FF 96 D KC 87 4-2 BB	2	1	1	2	2	0	0
6 Starling Marte, R (1, 7) OBP: 0.333, SLG: 0.465		C FF 93 S FF 93 B FC 87 S KC 79 1-3 ① K		F FF 93 X CH 86 0-1 ② L4			X FF 94 0-0 ① FC6-4 29 BB 1-2f		F FF 95 C KC 86 S KC 86 0-3 ② K	4	0	0	0	0	2	2
24 Pedro Alvarez, L (1, 3) OBP: 0.318, SLG: 0.448		X FF 93 0-0 ② G4-1		C CH 85 X FF 94 0-1 ③ G6-3			F SI 91 C SI 90 S SI 92 0-3 ② K		F FF 95 C KC 84 B FF 94 X KC 86 1-2 ③ G4-3	4	0	0	0	0	1	2
29 Francisco Cervelli, R (1, 2) OBP: 0.376, SLG: 0.407		C FF 94 F FF 93 B FF 94 B KC 80 C SI 95 2-3 ③ K			B FC 84 X FF 93 1-0 ① G6-3		C FF 96 S FF 97 B SI 98 B SI 98 F SI 97 F FF 98 B FF 97 B FF 96 4-2 1-2 BB			2	0	0	0	1	1	0
25 Gregory Polanco, L (1, 9) OBP: 0.306, SLG: 0.337 48 Jared Hughes, R (8, 1)		L FF 92 X FF 94 0-1 ① P5			C FF 93 B CH 85 X CH 84 1-1 ② F8		B FF 97 S FF 95 B SI 96 F FF 96 S FF 96 2-3 ③ K			3 0	0 0	0 0	0 0	0 0	1 0	2 0
10 Jordy Mercer, R (1, 6) OBP: 0.294, SLG: 0.326		C FC 84 C FC 84 X SI 94 0-2 ② G1-3			B FF 94 B FC 85 B FF 93 X FF 93 3-0 ③ G5-3			C FC 94 B FC 94 F FC 93 B FC 93 B SL 82 F FC 93 F FC 94 X FC 93 3-2 ① L9		3	0	0	0	0	0	0
50 Charlie Morton, R (1, 1) OBP: 0.154, SLG: 0.083 23 Steve Lombardozzi, S (6, PH) 59 Antonio Bastardo, R (7, 1) 37 Arquimedes Caminero, R (8, 1) 27 Jung Ho Kang, R (8, 5) OBP: 0.336, SLG: 0.368		C FF 93 F FF 94 B FC 89 B FF 96 S FF 94 2-3 ③ K				C FF 92 B FF 93 S CH 85 B KC 80 X SI 93 2-2 ① G4-3		C SL 79 F FC 94 S SL 82 0-3 ② K		1 1 0 0 1	0 0 0 0 0	0 0 0 0 0	0 0 0 0 0	0 0 0 0 0	1 0 0 0 1	0 0 0 0 0
Inning Stats	R: 0 E: 0 K: 0 S: 10 H: 0 LOB: 0 BB: 0 P: 15	R: 0 E: 0 K: 2 S: 7 H: 0 LOB: 0 BB: 0 P: 10	R: 0 E: 0 K: 1 S: 8 H: 0 LOB: 0 BB: 0 P: 10	R: 2 E: 0 K: 0 S: 11 H: 2 LOB: 0 BB: 0 P: 15	R: 0 E: 0 K: 0 S: 4 H: 0 LOB: 0 BB: 0 P: 9	R: 0 E: 0 K: 0 S: 5 H: 1 LOB: 0 BB: 0 P: 8	R: 0 E: 0 K: 2 S: 13 H: 0 LOB: 2 BB: 2 P: 23	R: 0 E: 0 K: 2 S: 12 H: 0 LOB: 0 BB: 0 P: 15	R: 0 E: 0 K: 2 S: 13 H: 0 LOB: 1 BB: 1 P: 20	1B: 2 2B: 0 3B: 0 HR: 1	SF: 0 SAC: 0 DP: 1 HBP: 0			WP: 0 PB: 0 SB: 0 CS: 0	PA: 32		

PITCHER	IP	WLS	BF	H	R	ER	SO	BB	IBB	HBP	BLK	WP	HR	S	P	ERA	WHIP
47 Trevor Bauer, R (1, 1) ERA: 3.88	6.1	W	22	3	2	2	3	1	0	0	0	0	1	48	74	2.84	0.632
35 Marc Rzepczynski, L (7, 1) ERA: 3.71	0.1	H	1	0	0	0	1	0	0	0	0	0	0	3	3	0.00	0.000
34 Zach McAllister, R (7, 1) ERA: 3.15	0.1	H	2	0	0	0	1	1	0	0	0	0	0	7	13	0.00	3.000
27 Bryan Shaw, R (8, 1) ERA: 1.88	1.0	H	3	0	0	0	2	0	0	0	0	0	0	12	15	0.00	0.000
37 Cody Allen, R (9, 1) ERA: 3.34	1.0	S	4	0	0	0	2	1	0	0	0	0	0	13	20	0.00	1.000

PITCHER	IP	WLS	BF	H	R	ER	SO	BB	IBB	HBP	BLK	WP	HR	S	P	ERA	WHIP

BOTTOM

Cleveland Indians @ Pittsburgh Pirates

PNC Park, Pittsburgh, PA

Fri Jul 03 2015, 7:07 PM - 12:26 AM EDT

Att. 38,840 - Cloudy - 75 F

livebaseballscorecards.com

AB	29
R	2
H	3
RBI	2
BB	3
SO	9
LOB	7

Batter	1	2	3	4	5	6	7	8	9	AB	R	H	RBI	BB	SO	LOB
22 Jason Kipnis, L (1, 4) OBP: 0.421, SLG: 0.506	C SI 91 B SI 92 F KC 81 H SI 92 2-2 12 G6-3 HBP		C KC 78 C KC 81 B SI 93 S KC 82 1-3 ③ K2-3			S SI 92 B SI 92 B CH 81 F SI 92 S CH 81 2-3 ③ K			B FC 92 B FC 92 C FC 91 B FC 91 B FC 91 4-1 12 1B BB	2	0	0	0	1	2	0
12 Francisco Lindor, S (1, 6) OBP: 0.250, SLG: 0.268	1 SAFE B SI 92 F SI 92 F CH 81 F CH 81 B SI 92 X CH 81 2-2 ①② G6-3 1-2f			C CH 80 X CH 79 0-1 ① G6-3			C SI 90 B SI 92 B KC 78 F CH 80 B SI 93 X SI 93 3-2 ① G4-3		B FC 92 F FC 92 C FC 91 B KC 82 X FC 92 2-2 1-2 1B	4	0	1	0	0	0	1
23 Michael Brantley, L (1, 8) OBP: 0.363, SLG: 0.417	C SI 92 X KC 81 0-1 ③ G1-3			B SI 91 X SI 91 1-0 ② G4-3			C KC 77 C SI 93 X SI 93 0-2 ② G4-3		C KC 81 S FC 91 X KC 81 0-2 ③ G3-1	4	0	0	0	0	0	2
10 Yan Gomes, R (1, 2) OBP: 0.229, SLG: 0.320		X SI 90 0-0 41 G5-4-3 1B		C SI 91 B SI 92 B CH 82 X CH 81 2-1 ③ L7			C CH 81 B SI 93 F SI 93 B KC 82 X CH 83 2-2 ③ L7			3	0	1	0	0	0	0
41 Carlos Santana, S (1, 3) OBP: 0.343, SLG: 0.362		C CH 81 B SI 91 1 SAFE X SI 91 1-1 ①② G5-4-3 1-2f			B SI 90 F CH 79 C CH 81 X SI 93 1-2 ① F7			B KC 75 B CH 79 F CH 80 X SI 91 2-1 ① G4-3		3	0	0	0	0	0	1
39 Gio Urshela, R (1, 5) OBP: 0.321, SLG: 0.356		B KC 78 S CH 81 F SI 93 X KC 79 1-2 1B			C CH 80 B SI 92 S CH 81 B CH 81 B SI 94 S CH 81 3-3 ② K			B KC 77 B SI 92 X CH 80 2-0 ② P3		3	0	1	0	0	1	0
44 Brandon Moss, L (1, 9) OBP: 0.304, SLG: 0.445		1 SAFE B SI 90 C KC 78 X SI 91 1-1 ③ G5-3			X KC 78 0-0 ③ G3			F SI 91 F KC 80 X KC 81 0-2 ③ L3		3	0	0	0	0	0	1
4 Mike Aviles, R (1, 7) OBP: 0.308, SLG: 0.361 24 Michael Bourn, L (9, PH) OBP: 0.304, SLG: 0.283			C SI 90 X CH 80 0-1 ① G6-3			B CH 79 F SI 91 F KC 76 B KC 80 S CH 81 2-3 ① K			B FF 93 C FC 91 S FF 91 C KC 81 1-3 ① K	2 1	0 0	0 0	0 0	0 0	1 1	0 0
56 Cody Anderson, R (1, 1) 7 David Murphy, L (9, PH) OBP: 0.368, SLG: 0.482			C SI 91 B SI 91 C SI 92 S SI 92 1-3 ② K			C SI 91 S SI 92 S SI 93 0-3 ② K			B FC 90 X FF 92 1-0 ② G4-1	2 1	0 0	0 0	0 0	0 0	2 0	0 0
Inning Stats	R: 0 H: 0 E: 0 LOB: 0 K: 0 BB: 0 S: 8 P: 12	R: 0 H: 2 E: 0 LOB: 1 K: 0 BB: 0 S: 8 P: 11	R: 0 H: 0 E: 0 LOB: 0 K: 2 BB: 0 S: 8 P: 10	R: 0 H: 0 E: 0 LOB: 0 K: 0 BB: 0 S: 5 P: 8	R: 0 H: 0 E: 0 LOB: 0 K: 1 BB: 0 S: 7 P: 11	R: 0 H: 0 E: 0 LOB: 0 K: 3 BB: 0 S: 9 P: 13	R: 0 H: 0 E: 0 LOB: 0 K: 0 BB: 0 S: 9 P: 14	R: 0 H: 0 E: 0 LOB: 0 K: 0 BB: 0 S: 6 P: 10	R: 0 H: 1 E: 0 LOB: 2 K: 1 BB: 1 S: 11 P: 19	1B: 3 SF: 0 2B: 0 SAC: 0 3B: 0 DP: 2 HR: 0 HBP: 1						

PITCHER		IP	WLS	BF	H	R	ER	SO	BB	IBB	HBP	BLK	WP	HR	S	P	ERA	WHIP
49 Jeff Locke, L ERA: 4.15	(1, 1)	8.0	W	25	2	0	0	6	0	0	1	0	0	0	60	89	0.00	0.250
35 Mark Melancon, R ERA: 1.62	(9, 1)	1.0	S	5	1	0	0	1	1	0	0	0	0	0	11	19	0.00	2.000

PITCHER	IP	WLS	BF	H	R	ER	SO	BB	IBB	HBP	BLK	WP	HR	S	P	ERA	WHIP

Cleveland Indians @ Pittsburgh Pirates

PNC Park, Pittsburgh, PA

Sat Jul 04 2015, 4:09 PM - 6:14 PM EDT

Att. 37,928 - Partly Cloudy - 80 F

TOP

livebaseballscorecards.com

AB	28
R	0
H	3
RBI	0
BB	1
SO	7
LOB	5

Batter	1	2	3	4	5	6	7	8	9	AB	R	H	RBI	BB	SO	LOB
5 Josh Harrison, R (1, 5) OBP: 0.313, SLG: 0.385	X FF 93 0-0 18 G4-3 2B		B FC 88 X FF 92 1-0 ② FC5 3-H			B CH 84 X FC 90 1-0 18 1B 2B		B FF 92 C FF 93 X CH 84 1-1 ② F7		4	1	2	0	0	0	1
18 Neil Walker, S (1, 4) OBP: 0.343, SLG: 0.416	X FF 94 0-0 ① G4-3 2-3		B FF 92 F FC 88 X FF 92 1-1 ③ G4-3			C FF 93 X FC 87 0-1 22 FC6-4 2-H 1B		X FF 90 0-0 ③ F8		4	0	1	1	0	0	2
22 Andrew McCutchen, R (1, 8) OBP: 0.390, SLG: 0.491	D FF 92 F FF 94 B FF 93 S CH 84 B FF 93 T CH 84 3-2 ② K			B FF 93 F FF 94 X FC 89 1-1 6 FC6-4 1B		D FF 91 C CH 82 C FF 92 F CH 84 X CH 84 1-2 ② FC6-4 6 FC6-4 1-2f				3	0	1	0	0	1	2
6 Starling Marte, R (1, 7) OBP: 0.330, SLG: 0.460	C FC 90 X FF 94 0-1 ③ L8			B CH 82 F FF 92 S FF 93 B FC 90 F FF 94 X CH 85 2-2 ① FC6-4 29 CS 1-2f		C FF 93 B FF 92 F CH 83 X CH 84 1-2 ③ FC6-4 1-2f				3	0	0	0	0	0	3
24 Pedro Alvarez, L (1, 3) OBP: 0.314, SLG: 0.442 3 Sean Rodríguez, R (8, 3) OBP: 0.261, SLG: 0.370		X FF 92 0-0 ① G1-3		B FF 92 C CH 83 1 SAFE X FF 92 1-1 ② P5			F FF 91 S CH 83 S CH 83 0-3 ① K			3 0	0 0	0 0	0 0	0 0	1 0	1 0
29 Francisco Cervelli, R (1, 2) OBP: 0.376, SLG: 0.406		C FF 93 S FC 90 B FC 89 S CH 86 1-3 ② K		1 SAFE 1 SAFE S CH 84 0-1 ③ CS 1-2	X FF 91 0-0 ① G5-3		B FF 92 B FF 93 C FF 93 B FF 91 X FF 93 3-1 25 FC4-6 1B			3	0	1	0	0	1	0
25 Gregory Polanco, L (1, 9) OBP: 0.303, SLG: 0.333		X FF 93 0-0 ③ F7			B FF 92 C FF 94 C CH 84 F FF 93 F FC 90 X CH 86 1-2 ② P6		C FF 92 X FF 91 0-1 ② FC4-6 10 FC4-6 1-2f			3	0	0	0	0	0	1
10 Jordy Mercer, R (1, 6) OBP: 0.294, SLG: 0.326			C FF 93 F CH 84 B FF 92 F CH 84 B FF 94 X FC 90 2-2 49 SH1-4 49 BLK 5 FC5 1B		C FF 94 B CU 79 X CH 84 1-1 ③ G5-3		C FF 91 X FF 90 0-1 ③ FC4-6 1-2f			3	0	1	0	0	0	1
49 Jeff Locke, L (1, 1) OBP: 0.087, SLG: 0.130 27 Jung Ho Kang, R (8, PH) OBP: 0.335, SLG: 0.366 35 Mark Melancon, R (9, 1)			L CH 83 C FF 92 B FF 94 X FF 93 1-2 ① SH1-4 1-3			F FF 92 F FF 92 B FF 93 X FF 93 1-2 ① G4-3		B FF 90 S CH 83 B FF 92 C FF 93 S CH 83 2-3 ① K		1 1 0	0 0 0	0 0 0	0 0 0	0 0 0	0 1 0	0 0 0
Inning Stats	R: 0 E: 0 K: 1 S: 7 H: 1 LOB: 1 BB: 0 P: 10	R: 0 E: 0 K: 1 S: 5 H: 0 LOB: 0 BB: 0 P: 6	R: 0 E: 0 K: 0 S: 10 H: 1 LOB: 1 BB: 0 P: 15	R: 0 E: 0 K: 0 S: 9 H: 1 LOB: 0 BB: 0 P: 13	R: 0 E: 0 K: 0 S: 8 H: 0 LOB: 0 BB: 0 P: 10	R: 1 E: 0 K: 0 S: 13 H: 2 LOB: 1 BB: 0 P: 17	R: 0 E: 0 K: 1 S: 9 H: 1 LOB: 1 BB: 0 P: 12	R: 0 E: 0 K: 1 S: 6 H: 0 LOB: 0 BB: 0 P: 9		1B: 4 2B: 2 3B: 0 HR: 0	SF: 0 SAC: 1 DP: 0 HBP: 0			WP: 0 PB: 0 SB: 0 CS: 1	PA: 30	

PITCHER	IP	WLS	BF	H	R	ER	SO	BB	IBB	HBP	BLK	WP	HR	S	P	ERA	WHIP
56 Cody Anderson, R (1, 1) ERA: 0.76	8.0	L	29	6	1	1	4	0	0	0	1	0	0	67	92	1.12	0.750

PITCHER	IP	WLS	BF	H	R	ER	SO	BB	IBB	HBP	BLK	WP	HR	S	P	ERA	WHIP

BOTTOM

Cleveland Indians @ Pittsburgh Pirates

PNC Park, Pittsburgh, PA

Sat Jul 04 2015, 4:09 PM - 6:14 PM EDT

Att. 37,928 - Partly Cloudy - 80 F

livebaseballscorecards.com

AB	28
R	1
H	6
RBI	1
BB	0
SO	4
LOB	11

Cleveland Indians @ Pittsburgh Pirates

PNC Park, Pittsburgh, PA

Sun Jul 05 2015, 1:38 PM - 4:28 PM EDT

Att. 36,812 - Partly Cloudy - 80 F

TOP

livebaseballscorecards.com

Batter	1	2	3	4	5	6	7	8	9	AB	R	H	RBI	BB	SO	LOB
22 Jason Kipnis, L (1, 4) OBP: 0.419, SLG: 0.506	B FF 95 C FF 95 B FF 95 F FF 96 C FF 97 2-3 ① K		C KC 80 B CH 87 X CU 82 1-1 ① 12 SH5-3 23 1B 2B		C FF 96 B CH 90 S FF 97 F SL 87 X FF 97 1-2 ③ G6-3			B FF 96 F FF 96 B FF 99 F FF 98 B FF 100 X FF 99 3-2 ③ L7		4	1	1	0	0	1	0
12 Francisco Lindor, S (1, 6) OBP: 0.241, SLG: 0.257	B FF 96 C FF 96 B FF 96 X FF 95 2-1 ② L4-3		X FF 95 0-0 ① SH5-3 2-3			C FF 97 B FF 97 B SL 87 F FF 96 F SI 97 X SL 85 2-2 ① L7			C FC 92 B FC 90 S FC 90 X FC 90 1-2 ① G5-3	3	0	0	0	0	0	0
23 Michael Brantley, L (1, 7) (7, 8) OBP: 0.362, SLG: 0.414	C FF 96 C KC 83 F SI 98 B FF 98 B SL 87 F FF 96 C FF 98 2-3 ③ K		D SL 88 B CH 88 X FF 96 2-0 41 G5-6-3 1B 3-H			X FF 96 0-0 ② G3-1			B FF 92 C FF 91 F FF 90 X FC 91 1-2 ② G1-3	4	0	1	1	0	1	0
41 Carlos Santana, S (1, 3) OBP: 0.345, SLG: 0.359		B FF 95 B FF 94 S SI 94 B FF 95 B SI 95 4-1 39 G6-4-3 24 1B 44 1B BB	C FF 96 C SL 86 1 SAFE X FF 98 0-2 ② ③ G5-6-3 1-2f			C SL 85 X FF 95 0-1 ③ P2			C FC 90 H FC 91 1-1 HBP	2	1	0	0	1	0	1
44 Brandon Moss, L (1, 9) OBP: 0.303, SLG: 0.442		C FF 95 X SL 87 0-1 39 G6-4-3 1-2 1B		B FF 95 S FF 94 X FF 95 1-1 ① L3			B FF 94 X FF 94 1-0 ① G3-1		F FC 90 F FC 90 F FC 90 F FC 90 S KC 80 0-3 ③ K2-3	4	0	1	0	0	1	1
39 Gio Urshela, R (1, 5) OBP: 0.309, SLG: 0.342		C FF 98 X SL 86 0-1 ① ② G6-4-3 1-2f 2-3		B KC 80 C FF 93 F FF 94 F FF 95 X FF 96 1-2 ② G1-3			C FF 96 X SL 86 0-1 ② G5-3			3	0	0	0	0	0	2
24 Michael Bourn, L (1, 8) OBP: 0.304, SLG: 0.283		F FF 97 X FF 98 0-1 55 E 55 S 55 1B 1B 3-H		B FF 95 B FF 95 F FF 95 X FF 95 2-1 ③ G4-3			B FF 97 F FF 97 B SL 87 T FF 97 F FF 97 C SL 87 2-3 ③ K			3	1	1	1	0	1	0
55 Roberto Pérez, R (1, 2) OBP: 0.340, SLG: 0.412		1 SAFE C FF 96 C FF 98 B FF 98 B SL 87 B SL 86 X SL 88 3-2 1-H 1B		B FF 96 B FF 95 F SI 95 B FF 96 X FF 95 3-1 ① G1-3				C SI 97 B KC 81 B FF 97 S FF 97 B FF 98 F FF 98 X SI 97 3-2 ① G6-3		3	0	1	1	0	0	0
31 Danny Salazar, R (1, 1) 50 Nick Hagadone, L (5, 1) 53 Jeff Manship, R (6, 1) 35 Marc Rzepczynski, L (7, 1) 54 Ryan Webb, R (7, 1) 7 David Murphy, L (7, 7) OBP: 0.366, SLG: 0.479		B FF 95 S FF 96 S FF 96 S FF 98 1-3 ③ K		F FF 95 B FF 97 F FF 97 C SL 87 1-3 ② K				X FF 96 0-0 ② F8		2 0 0 0 0 1	0 0 0 0 0 0	0 0 0 0 0 0	0 0 0 0 0 0	2 0 0 0 0 0	1 0 0 0 0 0	0 0 0 0 0 0
Inning Stats	R: 0 E: 0 K: 2 S: 10 H: 0 LOB: 0 BB: 0 P: 16	R: 2 E: 0 K: 1 S: 13 H: 3 LOB: 1 BB: 1 P: 21	R: 1 E: 0 K: 0 S: 7 H: 2 LOB: 0 BB: 0 P: 10	R: 0 E: 0 K: 0 S: 8 H: 0 LOB: 0 BB: 0 P: 12	R: 0 E: 0 K: 1 S: 9 H: 0 LOB: 0 BB: 0 P: 14	R: 0 E: 0 K: 0 S: 7 H: 0 LOB: 0 BB: 0 P: 9	R: 0 E: 0 K: 1 S: 7 H: 0 LOB: 0 BB: 0 P: 10	R: 0 E: 0 K: 0 S: 8 H: 0 LOB: 0 BB: 0 P: 14	R: 0 E: 0 K: 1 S: 12 H: 0 LOB: 1 BB: 0 P: 15	1B: 4 2B: 1 3B: 0 HR: 0 SF: 0 SAC: 1 DP: 2 HBP: 1						

	AB	29
	R	3
	H	5
	RBI	3
	BB	1
	SO	6
	LOB	5

WP: 0 PB: 0 SB: 1 CS: 0 PA: 32

PITCHER		IP	WLS	BF	H	R	ER	SO	BB	IBB	HBP	BLK	WP	HR	S	P	ERA	WHIP
45 Gerrit Cole, R ERA: 2.28	(1, 1)	8.0	W	28	5	3	3	5	1	0	0	0	0	0	69	106	3.38	0.750
35 Mark Melancon, R ERA: 1.58	(9, 1)	1.0	S	4	0	0	0	1	0	0	1	0	0	0	12	15	0.00	0.000

PITCHER		IP	WLS	BF	H	R	ER	SO	BB	IBB	HBP	BLK	WP	HR	S	P	ERA	WHIP

BOTTOM

Cleveland Indians @ Pittsburgh Pirates

PNC Park, Pittsburgh, PA

Sun Jul 05 2015, 1:38 PM - 4:28 PM EDT

Att. 36,812 - Partly Cloudy - 80 F

livebaseballscorecards.com

Batter	1	2	3	4	5	6	7	8	9	AB	R	H	RBI	BB	SO	LOB
5 Josh Harrison, R (1, 9) OBP: 0.313, SLG: 0.384 51 Gorkys Hernández, R (8, 7)	C FF 93 B FF 96 S FF 95 T FF 96 1-2 ① K	F FF 96 F FF 96 S CH 87 0-3 ② K	S CH 84 B CH 86 C FF 95 X CH 85 1-2 18 1B 22 2B 2-3 1B	C CU 84 X CU 85 0-1 E6 22 BB 18 S			4 1 1 0 0 2 2 0 0 0 0 0 0 0
18 Neil Walker, S (1, 4) OBP: 0.345, SLG: 0.415	L SI 94 B SI 95 B CH 85 S CH 83 B FF 96 X FF 97 3-2 ② F7	B SL 85 F CH 85 S FF 96 2 SAFE 1-2 ③ PO 2-3	C SI 95 F CU 81 F FF 96 S CH 86 0-3 ① K	X SI 95 0-0 22 2B 1-3 3-H 1B	B SI 90 B SI 91 B SI 91 F SI 89 B SI 91 4-1 22 BB 1-2 BB				3 1 1 1 1 1 0
22 Andrew McCutchen, R (1, 8) OBP: 0.391, SLG: 0.493	B FF 97 B SL 88 S FF 96 X CH 86 2-1 ③ G2-3		B CH 85 B FF 95 B FF 96 C FF 96 C FF 96 S SI 96 3-3 ② K	X CH 85 0-0 1-H 3-H 2B	B SL 84 B SL 86 B SI 94 S SI 93 B CH 85 4-1 25 FC4-6 1-2 2-3 BB				3 0 1 2 1 1 0
6 Starling Marte, R (1, 7) OBP: 0.329, SLG: 0.459 25 Gregory Polanco, L (4, PH) OBP: 0.300, SLG: 0.330 (5, 7) (8, 9)		C FF 95 C FF 94 B FF 97 S CH 86 1-3 ① K	S CH 87 S CH 87 F SI 97 B CH 87 F SL 87 X FF 97 1-2 ③ G6-3	X FF 95 0-0 ③ L9	C SI 94 B SI 93 F CH 86 B SI 94 X SL 84 2-2 ③ FC4-6 1-2f				1 0 0 0 0 1 0 3 0 0 0 0 0 4
27 Jung Ho Kang, R (1, 5) OBP: 0.333, SLG: 0.364		B SL 86 C FF 95 S CH 84 B SI 96 B CH 86 S FF 97 3-3 ② K		F FF 95 C FF 96 B FF 96 B CH 86 X CH 86 2-2 24 HR 1B	X FF 95 0-0 ① F8	C SL 82 C SI 92 B SI 93 X CH 84 1-2 ① G4-3			4 1 1 0 0 1 0
24 Pedro Alvarez, L (1, 3) OBP: 0.314, SLG: 0.453 3 Sean Rodríguez, R (8, 3) OBP: 0.259, SLG: 0.367		C SI 95 F SI 97 T FF 97 0-2 ③ K	B SI 93 F SI 95 S FF 96 X FF 97 1-2 1-H HR	B FF 93 B FC 88 S FF 95 X FF 95 2-1 ② G4-3		C SL 83 B SL 83 B SI 93 S SL 83 F SI 94 X SI 94 2-2 ② G1-3			3 1 1 2 0 1 0 1 0 0 0 0 0 0
10 Jordy Mercer, R (1, 6) OBP: 0.297, SLG: 0.326			B FF 94 B FF 95 B FF 96 C FF 95 B FF 95 4-1 45 FC3-5 19 1B BB	F SI 95 F FF 96 B CH 86 B CH 87 B FF 96 X SI 95 3-2 ① F9	C CU 84 S SI 93 B CU 85 S SI 93 1-3 ③ K		B SI 93 B SI 92 X SI 92 2-0 1B		3 0 1 0 1 1 0
19 Chris Stewart, R (1, 2) OBP: 0.326, SLG: 0.381			B FF 95 C FF 96 C SI 96 D CH 86 X FF 95 2-2 18 PO 45 FC3-5 1-2 1B	C FF 96 F SL 86 X CU 81 0-2 5 1B 45 SH1-4 18 1B 1B	C SI 92 B CU 84 B CU 84 F SI 92 F CU 85 X SI 94 2-2 ① P6	X SI 90 0-0 ③ F8			4 1 2 0 0 0 1
45 Gerrit Cole, R (1, 1) OBP: 0.219, SLG: 0.167 35 Mark Melancon, R (9, 1)			L FF 95 B FF 96 L FF 94 X FF 95 1-2 ① FC3-5 1-2 2-3f	X FF 94 0-0 ② SH1-4 1-2	F SI 92 B SI 90 B SI 93 X SI 92 2-1 ② G6-3				2 0 0 0 0 0 2 0 0 0 0 0 0 0
Inning Stats	R: 0 E: 0 K: 1 S: 8 H: 0 LOB: 0 BB: 0 P: 14	R: 0 E: 0 K: 3 S: 9 H: 0 LOB: 0 BB: 0 P: 13	R: 0 E: 0 K: 1 S: 12 H: 1 LOB: 1 BB: 1 P: 20	R: 0 E: 0 K: 2 S: 12 H: 0 LOB: 0 BB: 0 P: 16	R: 5 E: 0 K: 0 S: 19 H: 6 LOB: 1 BB: 0 P: 26	R: 0 E: 0 K: 1 S: 6 H: 0 LOB: 0 BB: 0 P: 9	R: 0 E: 1 K: 0 S: 13 H: 0 LOB: 3 BB: 2 P: 27	R: 0 E: 0 K: 0 S: 9 H: 1 LOB: 1 BB: 0 P: 14		1B: 6 2B: 1 3B: 0 HR: 1 SF: 0 SAC: 1 DP: 0 HBP: 0	WP: 0 PB: 0 SB: 1 CS: 0 PA: 36			

	AB
AB	31
R	5
H	8
RBI	5
BB	3
SO	8
LOB	9

PITCHER		IP	WLS	BF	H	R	ER	SO	BB	IBB	HBP	BLK	WP	HR	S	P	ERA	WHIP
31 Danny Salazar, R ERA: 4.1	(1, 1)	4.2	L	21	7	5	5	7	1	0	0	0	0	1	59	88	9.64	1.714
50 Nick Hagadone, L ERA: 4.1	(5, 1)	1.0		3	0	0	0	0	0	0	0	0	0	0	4	6	0.00	0.000
53 Jeff Manship, R ERA:	(6, 1)	1.0		4	0	0	0	1	0	0	0	0	0	0	11	16	0.00	0.000
35 Marc Rzepczynski, L ERA: 3.71	(7, 1)	0.0		1	0	0	0	0	1	0	0	0	0	0	1	5	∞	∞
54 Ryan Webb, R ERA: 2.84	(7, 1)	1.1		6	1	0	0	0	1	0	0	0	0	0	13	24	0.00	1.500

PITCHER	IP	WLS	BF	H	R	ER	SO	BB	IBB	HBP	BLK	WP	HR	S	P	ERA	WHIP

Batter	1	2	3	4	5	6	7	8	9	AB	R	H	RBI	BB	SO	LOB
27 Jose Altuve, R (1, 4) OBP: 0.348, SLG: 0.423	B FF 96 C FF 95 F SI 95 X SL 89 1-2 20 CS 1B	X SI 93 0-0 ② G6-3		1 SAFE X SI 91 0-0 ①② G5-4-3 1-2f		B FF 98 X FF 98 1-0 20 1B 2-H 2B	C CU 83 B SI 93 B CU 85 B SI 92 B SI 92 4-1 BB			4	1	2	1	1	0	1
20 Preston Tucker, L (1, 9) OBP: 0.316, SLG: 0.434	S FF 94 C FF 94 F CU 84 B SI 94 X SI 95 1-2 ① 1 BB 1B 1-2 1B	B FF 94 B FF 93 C FF 92 B CH 86 X FF 92 3-1 2B		C FF 94 B CU 83 F CH 88 B SI 95 X CH 88 2-2 HR		B FF 98 B FF 97 F FF 97 X FF 97 2-1 1 FC6-4 2-H 1B	C SI 90 B CU 80 F SI 90 F CU 83 X CU 80 1-2 ③ G4-3			5	2	4	2	0	0	1
1 Carlos Correa, R (1, 6) OBP: 0.333, SLG: 0.571	B FF 95 B SI 95 S SI 93 D CH 90 F FF 94 F SI 93 B CH 90 4-2 28 2B 1B 1-2 BB	S SI 93 X SI 92 0-1 ③ G6-3		B FF 96 C SL 89 S SI 95 S SL 87 1-3 ③ K		C SL 87 X FF 97 0-1 ② FC6-4 1B 28 1B 1-2f		F SI 90 B CU 82 X CU 82 1-1 ① F8		4	2	0	0	1	1	2
Evan Gattis, R (1, 10) OBP: 0.274, SLG: 0.455 21 Jon Singleton, L (8, PH) OBP: 0.227, SLG: 0.200 (8, 10)	B FF 95 S SI 93 X SI 94 1-1 28 2B 23 SF9 1-2 2-H 1B		F SL 87 S FF 94 B FF 93 C CU 84 1-3 ① K		F FF 94 F FC 89 F FF 94 B SL 80 F FF 94 B SL 79 S FF 92 2-3 ① K	1 SAFE C FF 96 F FF 98 1 SAFE B FF 98 F SL 86 1 SAFE 1 SAFE X FF 97 1-2 28 1B 1-3 1B		B CU 82 F SI 91 S CU 84 B CU 84 S CU 82 2-3 ② K		4 1	1 0	2 0	1 0	0 0	2 1	0 0
28 Colby Rasmus, L (1, 7) OBP: 0.322, SLG: 0.483	B FF 93 S FF 93 B SI 93 B FF 92 F FF 93 X FF 93 3-2 23 SF9 9 1B 1-3 2-H 2B		B CH 87 S FF 95 B CH 87 X FF 95 2-1 9 1B 1B		C FF 93 F FF 95 S SL 79 0-3 ② K	B FF 97 X FF 98 1-0 1-2 3-H 1B		B SI 92 X SI 91 1-0 ③ F7		5	1	3	2	0	1	0
23 Chris Carter, R (1, 3) OBP: 0.309, SLG: 0.396	B CH 88 F SI 94 X SL 87 1-1 ② SF9 2-3 3-H		S SI 93 F SL 87 S CU 84 0-3 ② K		B FF 93 B FC 88 B FF 94 B FF 93 4-0 BB	B FF 98 C FF 98 T FF 98 B FF 99 F FF 99 F FF 98 S SL 88 2-3 ③ K			C FF 95 B CU 82 B FF 96 F FF 96 T FF 96 2-2 ① K	3	0	0	1	1	3	3
9 Marwin Gonzalez, S (1, 5) OBP: 0.280, SLG: 0.422	B CU 82 F SI 93 B CH 87 B SI 93 C FF 92 F FF 94 F FF 94 X FF 93 3-2 3-H 1B		1 SAFE B CH 86 B CH 87 X FF 93 2-0 1-2 1B		C FF 93 S FC 88 X FF 94 0-2 ③ G1-3		C SI 93 X SI 92 0-1 HR		C FF 94 B CU 80 F CU 80 S FF 95 1-3 ② K	5	1	3	2	0	1	1
15 Jason Castro, L (1, 2) OBP: 0.281, SLG: 0.368	F FF 92 C FF 93 S CH 88 0-3 ③ K		B FF 94 F FF 93 S CH 87 F FF 94 C CH 85 1-3 ③ K			B FF 91 F FF 91 B FC 88 X FF 93 2-1 6 SH1-3 27 2B 1B	B SI 92 B SI 92 B SI 93 C SI 91 X SI 93 3-1 ① G3		C CU 77 B FF 94 X FF 95 1-1 ③ L9	5	1	1	0	0	2	3
6 Jake Marisnick, R (1, 8) OBP: 0.283, SLG: 0.387		C FF 93 X FF 94 0-1 ① F9		B FF 92 B CH 89 B CH 91 C FF 91 C FF 93 X FF 94 3-2 27 G5-4-3 1B		X FF 98 0-0 ① SH1-3 1-2	C CU 84 F SI 92 S CU 84 0-3 ② K			3	0	1	0	0	1	0
Inning Stats	R: 4 E: 0 K: 1 S: 25 H: 5 LOB: 1 BB: 1 P: 39	R: 0 E: 0 K: 0 S: 7 H: 1 LOB: 1 BB: 0 P: 10	R: 0 E: 0 K: 3 S: 13 H: 2 LOB: 2 BB: 0 P: 19	R: 1 E: 0 K: 1 S: 10 H: 2 LOB: 0 BB: 0 P: 16	R: 0 E: 0 K: 2 S: 11 H: 0 LOB: 1 BB: 1 P: 17	R: 3 E: 0 K: 1 S: 18 H: 5 LOB: 2 BB: 0 P: 27	R: 1 E: 0 K: 1 S: 12 H: 1 LOB: 1 BB: 1 P: 20	R: 0 E: 0 K: 1 S: 6 H: 0 LOB: 0 BB: 0 P: 10	R: 0 E: 0 K: 2 S: 8 H: 0 LOB: 0 BB: 0 P: 12	1B: 11 2B: 3 3B: 0 HR: 2 SF: 1 SAC: 1 DP: 1 HBP: 0						

PITCHER		IP	WLS	BF	H	R	ER	SO	BB	IBB	HBP	BLK	WP	HR	S	P	ERA	WHIP
59 Carlos Carrasco, R ERA: 4.17	(1, 1)	4.0	L	21	10	5	5	5	1	0	0	0	0	1	55	84	11.25	2.750
50 Nick Hagadone, L ERA: 4.28	(5, 1)	1.0		5	1	1	1	2	1	0	0	0	0	0	13	21	9.00	2.000
49 Austin Adams, R ERA: 3.0	(6, 1)	1.0		7	4	2	2	1	0	0	0	0	0	0	16	23	18.00	4.000
53 Jeff Manship, R ERA: 1.13	(7, 1)	2.0		8	1	1	1	2	1	0	0	0	0	1	18	30	4.50	1.000
34 Zach McAllister, R ERA: 3.07	(9, 1)	1.0		3	0	0	0	2	0	0	0	0	0	0	8	12	0.00	0.000

PITCHER	IP	WLS	BF	H	R	ER	SO	BB	IBB	HBP	BLK	WP	HR	S	P	ERA	WHIP

TOP

Houston Astros @ Cleveland Indians

Progressive Field, Cleveland, OH

Mon Jul 06 2015, 7:13 PM - 10:27 PM EDT

Att. 13,516 - Clear - 79 F

livebaseballscorecards.com

AB	39
R	9
H	16
RBI	9
BB	3
SO	12
LOB	11

WP: 0	PA: 44																	
PB: 0																		
SB: 0																		
CS: 1																		

BOTTOM

Houston Astros @ Cleveland Indians

Progressive Field, Cleveland, OH

Mon Jul 06 2015, 7:13 PM - 10:27 PM EDT

Att. 13,516 - Clear - 79 F

livebaseballscorecards.com

Batter	1	2	3	4	5	6	7	8	9	AB	R	H	RBI	BB	SO	LOB
22 Jason Kipnis, L (1, 4) OBP: 0.416, SLG: 0.503	C FF 88 B SI 90 B SI 90 X SI 90 2-1 G6-3 ①		S SI 91 X SI 91 0-1 SF7 ① 3-H		C SI 90 B CH 80 C SI 90 B SL 80 X SL 80 2-2 12 G4-6-3 1B		B FF 84 C FF 85 S FF 85 S SL 78 1-3 K ①		C KC 73 B CH 76 F FF 89 S FF 91 1-3 K ②	4	0	1	1	0	2	1
12 Francisco Lindor, S (1, 6) OBP: 0.250, SLG: 0.266	C FF 88 B SI 90 B CH 79 B SI 90 X SI 90 3-1 G5-3 ②		B SI 90 B SI 91 F SI 91 X SI 91 3-1 1-2 1B		S SI 90 X CH 80 0-1 G4-6-3 ①② 1-2f		B FF 85 C FF 84 T FC 86 X FC 86 1-2 23 BB 1B 1-2		C FF 90 B KC 73 B FF 90 F FF 90 S FF 90 2-3 K ③	5	0	2	0	0	1	1
23 Michael Brantley, L (1, 8) OBP: 0.360, SLG: 0.410	C SI 91 C SL 79 C SL 80 0-3 K ③		C FC 80 B SI 91 X SI 91 1-1 F8 ②		F SL 79 X CH 81 0-1 G3-1 ③		C FF 85 C FF 85 B FC 85 B SL 77 B FF 85 F FC 85 F FC 86 F FF 85 B FF 86 4-2 BB 1-2 2-3			3	0	0	0	1	1	2
9 Ryan Raburn, R (1, 10) OBP: 0.379, SLG: 0.518 7 David Murphy, L (7, PH) OBP: 0.364, SLG: 0.479 (8, 10)		B SI 89 C FF 87 C SI 90 B SL 80 F SI 90 S SI 87 2-3 K ①	S FF 87 B SI 91 F FF 88 B SI 92 F FF 88 S SL 82 2-3 K ③			B SI 88 F FC 86 C SI 89 B SL 81 F SI 90 B SI 90 F FF 88 F SI 90 C SI 91 3-3 K ①	C SI 88 B CH 68 X SI 89 1-1 SF7 ② 3-H			3 0	0 0	0 0	0 1	0 0	3 0	2 0
41 Carlos Santana, S (1, 3) OBP: 0.344, SLG: 0.357		C SL 77 S FC 86 B SI 90 F SL 80 S SI 92 1-3 K ②		B CH 79 X SI 90 1-0 44 3B 1B		C SL 78 F CH 80 S SL 80 0-3 K ②	C CH 67 B SI 90 C SI 90 F SI 91 X CH 67 1-2 G6-3 ③			4	1	1	0	0	2	2
10 Yan Gomes, R (1, 2) OBP: 0.237, SLG: 0.341 55 Roberto Pérez, R (9, 2) OBP: 0.340, SLG: 0.412		B SI 91 B SI 90 C SI 90 X SI 91 2-1 2B		F SI 90 F CH 80 S FC 87 0-3 K ①		C SI 90 B CH 79 B FC 87 X CH 80 2-1 44 1B 2B		X FF 91 0-0 G6-3 ①		4 0	1 0	2 0	0 0	0 0	1 0	1 0
44 Brandon Moss, L (1, 9) OBP: 0.306, SLG: 0.450		C SI 90 X SL 79 0-1 L9 ③		F SI 90 F SI 91 D SL 81 B SI 90 X SL 80 2-2 1-H 3B		X SI 90 0-0 2-H 1B		C FF 90 F CH 75 X KC 74 0-2 F8 ②		4	0	2	2	0	0	1
39 Gio Urshela, R (1, 5) OBP: 0.318, SLG: 0.354			C SI 89 B CH 78 X CH 79 1-1 4 1B 22 SF7 2B	C SI 90 F FF 87 B SI 90 B CH 80 B SI 90 B SI 90 4-2 4 G6-3 BB		B SI 89 F SI 90 F SI 90 F SL 79 S CH 78 1-3 K ③		C FF 90 B SL 80 X FF 91 1-1 F9 ③		3	1	1	0	1	1	1
4 Mike Aviles, R (1, 7) OBP: 0.313, SLG: 0.360			B SI 90 B SI 90 C CH 80 F SI 90 X SL 81 2-2 12 1B 2-3 1B	X SI 90 0-0 G6-3 ②③ 1-2f			C FC 86 B FC 86 B FC 86 F FF 85 B FC 86 B FF 84 4-2 23 BB 12 1B 7 SF7 BB		B CH 79 X FF 90 1-0 P3 ①	3	1	1	0	1	0	2

Inning Stats	1	2	3	4	5	6	7	8	9
	R: 0 E: 0 K: 1 S: 7 H: 0 LOB: 0 BB: 0 P: 12	R: 0 E: 0 K: 2 S: 12 H: 1 LOB: 1 BB: 0 P: 17	R: 1 E: 0 K: 1 S: 15 H: 3 LOB: 2 BB: 0 P: 24	R: 1 E: 0 K: 1 S: 10 H: 2 LOB: 1 BB: 1 P: 17	R: 0 E: 0 K: 0 S: 7 H: 1 LOB: 0 BB: 0 P: 9	R: 1 E: 0 K: 3 S: 16 H: 2 LOB: 1 BB: 0 P: 22	R: 1 E: 0 K: 1 S: 19 H: 1 LOB: 2 BB: 2 P: 31	R: 0 E: 0 K: 0 S: 6 H: 0 LOB: 0 BB: 0 P: 7	R: 0 E: 0 K: 2 S: 7 H: 0 LOB: 0 BB: 0 P: 11

AB	33
R	4
H	10
RBI	4
BB	3
SO	11
LOB	13

1B: 6 SF: 2
2B: 3 SAC: 0
3B: 1 DP: 2
HR: 0 HBP: 0

WP: 0 PA: 38
PB: 0
SB: 0
CS: 0

PITCHER		IP	WLS	BF	H	R	ER	SO	BB	IBB	HBP	BLK	WP	HR	S	P	ERA	WHIP
60 Dallas Keuchel, L ERA: 2.14	(1, 1)	6.0	W	26	9	3	3	8	1	0	0	0	0	0	67	101	4.50	1.667
54 Joe Thatcher, L ERA: 2.5	(7, 1)	0.1		4	1	1	1	1	2	0	0	0	0	0	13	23	27.00	9.000
37 Pat Neshek, R ERA: 2.84	(7, 1)	0.2		2	0	0	0	0	0	0	0	0	0	0	6	8	0.00	0.000
35 Josh Fields, R ERA: 2.57	(8, 1)	2.0		6	0	0	0	2	0	0	0	0	0	0	13	18	0.00	0.000

PITCHER	IP	WLS	BF	H	R	ER	SO	BB	IBB	HBP	BLK	WP	HR	S	P	ERA	WHIP

Batter	1	2	3	4	5	6	7	8	9	AB	R	H	RBI	BB	SO	LOB
27 Jose Altuve, R (1, 4) OBP: 0.344, SLG: 0.417	B FF 92 B FF 92 S FF 92 X FF 92 2-1 ① P5		X SL 90 0-0 ③ G5-3		B FF 94 C FF 93 C SI 94 X CU 85 1-2 ③ FC5 1-2 2-3f		B FC 90 C FF 94 F FC 92 F FF 98 S SL 86 1-3 ③ K			4	0	0	0	0	1	4
20 Preston Tucker, L (1, 9) OBP: 0.320, SLG: 0.436	B FF 93 C FF 93 F SI 93 X CU 83 1-2 1B			S SL 88 S CH 86 B SI 93 X FF 93 1-2 ① F9		B CU 79 C SI 91 X SL 86 1-1 ① L8		C FF 95 B FF 95 B CH 87 F FF 94 X FF 97 2-2 1 FC5-4 1B		4	0	2	0	0	0	0
1 Carlos Correa, R (1, 6) OBP: 0.322, SLG: 0.552	F SL 88 C FF 93 B SI 94 B SL 90 X FF 94 2-2 ② P4			C SI 94 B SL 89 B SL 88 F SI 94 F FF 93 F SI 94 B CU 84 X SI 93 3-2 ② G1-3		S SL 89 X SI 93 0-1 ② G6-3		B FF 94 F FC 90 B FF 96 F FF 96 X CU 83 2-2 ① FC5-4 G4-6-3 1-2f		4	0	0	0	0	0	2
Evan Gattis, R (1, 10) OBP: 0.277, SLG: 0.456	C SL 91 C SI 94 F FF 93 S CU 84 0-3 ③ K			C SI 93 X FF 92 0-1 1B		C SI 92 B SL 88 X SI 92 1-1 1B		C FC 90 S FF 94 D FF 95 X FF 96 1-2 ② ③ G4-6-3 1-2f		4	0	2	0	0	1	2
28 Colby Rasmus, L (1, 8) OBP: 0.316, SLG: 0.473		F SI 92 F SL 88 B SI 93 F SI 93 X CU 83 1-2 ① F9		F SL 89 S CH 86 B CU 84 F SI 93 F CH 86 B CU 82 C CU 83 2-3 ③ K		F SL 89 F FF 92 B CU 83 B SI 92 S CU 83 2-3 ③ K			C FC 93 F FC 92 S FC 93 0-3 ① K	4	0	0	0	0	3	2
16 Hank Conger, L (1, 2) OBP: 0.336, SLG: 0.419		B FF 92 F SL 87 F SL 89 B FF 93 F SI 92 F FF 94 C CU 83 2-3 ② K			F FF 91 B SL 87 B CH 83 C FF 92 B CU 81 B FF 93 4-2 27 FC5 3 1B BB		B CH 82 F FF 91 B FF 92 C SL 86 X SI 93 2-2 9 FC1-6 1B		C FC 93 X FC 93 0-1 ② G4-3	3	0	1	0	1	1	0
9 Marwin Gonzalez, S (1, 5) OBP: 0.274, SLG: 0.413		C SI 93 B CH 85 F SI 93 F SL 90 F FF 94 S CU 84 1-3 ③ K			B SL 86 B SI 92 X FF 92 2-0 ① P6		C FF 92 S CH 85 F SI 92 F CU 82 F SI 93 D CH 87 X SL 89 1-2 ① FC1-6 3 PB 21 BLK 1-2f		B FC 93 X FC 92 1-0 ③ G4-3	4	0	0	0	0	1	2
21 Jon Singleton, L (1, 3) OBP: 0.200, SLG: 0.174			B FF 92 F SI 93 F SL 88 X FF 94 1-2 ① L7		B SI 92 F FF 92 S CH 86 F SI 94 S CU 82 1-3 ② K		S FF 92 B CU 81 T FF 93 S FF 93 1-3 ② K 1-2			3	0	0	0	0	2	2
3 Alex Presley, L (1, 7) OBP: 0.364, SLG: 0.300			B FF 92 S CH 86 X FF 93 1-1 ② G4-3		B SL 90 B SL 87 C FF 92 X SI 92 2-1 27 FC5 1-2 1B		B SL 89 B SL 88 B SL 88 B FF 93 4-0 2-3 BB			2	0	1	0	1	0	0
Inning Stats	R: 0 E: 0 K: 1 S: 12 H: 1 LOB: 1 BB: 0 P: 17	R: 0 E: 0 K: 2 S: 14 H: 0 LOB: 0 BB: 0 P: 18	R: 0 E: 0 K: 0 S: 6 H: 0 LOB: 0 BB: 0 P: 8	R: 0 E: 0 K: 1 S: 15 H: 1 LOB: 1 BB: 0 P: 21	R: 0 E: 0 K: 1 S: 12 H: 1 LOB: 2 BB: 1 P: 22	R: 0 E: 0 K: 1 S: 9 H: 1 LOB: 1 BB: 0 P: 13	R: 0 E: 0 K: 2 S: 16 H: 1 LOB: 2 BB: 1 P: 25	R: 0 E: 0 K: 0 S: 9 H: 1 LOB: 0 BB: 0 P: 14	R: 0 E: 0 K: 1 S: 6 H: 0 LOB: 0 BB: 0 P: 7	1B: 6 2B: 0 3B: 0 HR: 0 SF: 0 SAC: 0 DP: 1 HBP: 0						

PITCHER		IP	WLS	BF	H	R	ER	SO	BB	IBB	HBP	BLK	WP	HR	S	P	ERA	WHIP
28 Corey Kluber, R ERA: 3.45	(1, 1)	6.2	W	27	5	0	0	7	2	0	0	1	0	0	80	119	0.00	1.050
34 Zach McAllister, R ERA: 2.98	(7, 1)	1.1	H	4	1	0	0	1	0	0	0	0	0	0	13	19	0.00	0.750
27 Bryan Shaw, R ERA: 1.82	(9, 1)	1.0	S	3	0	0	0	1	0	0	0	0	0	0	6	7	0.00	0.000

PITCHER	IP	WLS	BF	H	R	ER	SO	BB	IBB	HBP	BLK	WP	HR	S	P	ERA	WHIP

TOP

Houston Astros @ Cleveland Indians

Progressive Field, Cleveland, OH

Tue Jul 07 2015, 7:23 PM - 10:24 PM EDT

Att. 10,821 - Cloudy - 73 F

livebaseballscorecards.com

AB	32
R	0
H	6
RBI	0
BB	2
SO	9
LOB	14

WP: 0	PA: 34		
PB: 1			
SB: 0			
CS: 0			

Batter	1	2	3	4	5	6	7	8	9	AB	R	H	RBI	BB	SO	LOB
22 Jason Kipnis, L (1, 4) OBP: 0.414, SLG: 0.498	C FF 92 B CH 85 F FF 94 F FF 93 F FF 94 B CU 82 F CU 81 B FF 94 F FF 94 3-2 X FF 94 G4-3 ①		C FF 94 F FF 94 F CU 82 B CH 88 X CU 82 1-2 G4-3 ①		B FF 96 B FF 95 C FF 94 B FF 95 B FF 95 4-1 BB		C SL 80 X FF 91 0-1 L8 ③			3	0	0	0	1	0	1
12 Francisco Lindor, S (1, 6) OBP: 0.239, SLG: 0.253	B FF 94 B FF 94 X FF 93 2-0 F8 ②		F FF 96 S FF 95 F FF 95 S FF 95 0-3 K ②		B FF 95 1 SAFE X FF 93 1-0 P4 ③			B SI 87 B SI 87 C SI 87 F SI 88 F SI 88 X CH 83 2-2 G4-3 ①		4	0	0	0	0	1	1
23 Michael Brantley, L (1, 10) OBP: 0.365, SLG: 0.425	C FF 94 B FF 94 C CH 86 X CH 88 1-2 7 2B 1B		B FF 96 B CU 85 F FF 95 C FF 94 X CU 82 2-2 G4-3 ③			X CH 84 0-0 HR		X SI 89 0-0 7 1B 1B		4	2	3	1	0	0	0
7 David Murphy, L (1, 7) OBP: 0.372, SLG: 0.488	1 SAFE C FF 94 1 SAFE P PO 88 X FF 92 1-1 1-H 2B			B FF 93 B FF 92 C FF 93 X CU 80 2-1 F7 ①		B FF 93 B FF 94 F FF 94 B FF 91 B FF 94 4-1 10 G1-4-3 BB		D SI 88 C CH 82 X CH 82 1-1 1-2 1B		3	0	2	1	1	0	0
10 Yan Gomes, R (1, 2) OBP: 0.237, SLG: 0.338	B CU 81 F FF 93 B CU 80 B CU 82 X FF 94 3-1 F8 ③			T FF 94 B FF 94 S FF 94 B FF 94 X CU 84 2-2 1B		X CU 82 0-0 G1-4-3 ①② 1-2f		B FF 88 C FF 88 X SL 85 1-1 L7 ②		4	0	1	0	0	0	4
44 Brandon Moss, L (1, 9) OBP: 0.302, SLG: 0.444		B FF 92 B FF 93 F FF 93 F FF 93 F FF 94 S CH 86 2-3 K ①		S CH 86 F FF 95 S FF 94 0-3 K ②		B FF 95 S CU 82 F FF 96 S FF 94 1-3 K ③		S CH 84 B FF 90 D CH 84 S CH 82 S CH 83 2-3 K ③		4	0	0	0	0	4	3
41 Carlos Santana, S (1, 3) OBP: 0.347, SLG: 0.361		X FF 95 0-0 39 FC4-6 1B		C CU 84 F SL 84 B FF 94 F FF 94 F FF 95 D CU 85 T FF 95 2-2 K ③			F FF 92 F FF 94 B CU 82 B FF 95 B FF 96 X FF 94 3-2 39 G5-3 1B			3	0	2	0	0	1	1
39 Gio Urshela, R (1, 5) OBP: 0.307, SLG: 0.341		C CU 81 X CU 82 0-1 FC4-6 ② 1-2f			B CU 81 S FF 93 S FF 94 X FF 94 1-2 F9 ①		X CU 82 0-0 G5-3 ① 1-2			3	0	0	0	0	0	2
24 Michael Bourn, L (1, 8) OBP: 0.300, SLG: 0.279		B FF 94 D CU 82 S FF 94 B FF 94 X FF 94 3-1 L9 ③			C FF 95 B FF 94 X CU 81 1-1 L8 ②		S SL 78 B SL 79 B FF 90 C FF 90 X FF 91 2-2 F7 ②			3	0	0	0	0	0	2
Inning Stats	R: 1 E: 0 K: 0 S: 16 H: 2 LOB: 1 BB: 0 P: 25	R: 0 E: 0 K: 1 S: 9 H: 1 LOB: 1 BB: 0 P: 14	R: 0 E: 0 K: 1 S: 11 H: 0 LOB: 0 BB: 0 P: 14	R: 0 E: 0 K: 2 S: 13 H: 1 LOB: 1 BB: 0 P: 19	R: 0 E: 0 K: 0 S: 7 H: 0 LOB: 1 BB: 1 P: 14	R: 1 E: 0 K: 1 S: 6 H: 1 LOB: 0 BB: 1 P: 11	R: 0 E: 0 K: 0 S: 9 H: 1 LOB: 1 BB: 0 P: 14	R: 0 E: 0 K: 1 S: 12 H: 2 LOB: 2 BB: 0 P: 18		1B: 6 2B: 1 3B: 0 HR: 1 SF: 0 SAC: 0 DP: 1 HBP: 0				WP: 0 PB: 0 SB: 0 CS: 0 PA: 33		

PITCHER		IP	WLS	BF	H	R	ER	SO	BB	IBB	HBP	BLK	WP	HR	S	P	ERA	WHIP
67 Vince Velasquez, R ERA: 3.94	(1, 1)	6.1	L	26	6	2	2	5	2	0	0	0	0	1	66	104	2.84	1.263
29 Tony Sipp, L ERA: 3.19	(7, 1)	0.2		2	0	0	0	0	0	0	0	0	0	0	5	7	0.00	0.000
56 Roberto Hernandez, R ERA: 4.41	(8, 1)	1.0		5	2	0	0	1	0	0	0	0	0	0	12	18	0.00	2.000

PITCHER	IP	WLS	BF	H	R	ER	SO	BB	IBB	HBP	BLK	WP	HR	S	P	ERA	WHIP

BOTTOM

Houston Astros @ Cleveland Indians

Progressive Field, Cleveland, OH

Tue Jul 07 2015, 7:23 PM - 10:24 PM EDT

Att. 10,821 - Cloudy - 73 F

livebaseballscorecards.com

AB	31
R	2
H	8
RBI	2
BB	2
SO	6
LOB	14

Batter	1	2	3	4	5	6	7	8	9	AB	R	H	RBI	BB	SO	LOB
27 Jose Altuve, R (1, 4) OBP: 0.343, SLG: 0.415	B FF 92 B FF 91 B FF 92 C FF 92 X FF 92 3-1 1 S 20 WP HR 1B		1 SAFE F FF 92 C FC 83 X SI 92 0-2 ① F9		F FF 93 X FF 92 0-1 ② F7			B FC 85 X FC 84 1-0 ② L7		4	1	1	0	0	0	1
20 Preston Tucker, L (1, 9) OBP: 0.324, SLG: 0.437	C FF 91 C FF 92 B KC 77 B SI 92 S FC 84 2-3 ① K 1-2		F SI 92 1 SAFE S FC 85 1 SAFE X KC 76 0-2 FC 1-3 1B		X CH 84 0-0 ③ G6-3			C FC 85 B CH 84 B FF 93 X FC 84 2-1 1B		4	0	2	0	0	1	1
1 Carlos Correa, R (1, 6) OBP: 0.312, SLG: 0.533	B FF 92 F FF 92 C FF 93 B CH 85 D FF 94 S FF 94 3-3 ② K 2-3		C CH 85 F FC 83 F FF 94 B FF 93 S KC 78 1-3 ② K			B FF 93 F FF 91 X CH 84 1-1 ① G6-3		B FF 92 F FC 83 X FF 92 1-1 ③ G4-3		4	0	0	0	0	2	4
Evan Gattis, R (1, 10) OBP: 0.277, SLG: 0.463	F FF 94 X FF 94 0-1 3-H HR		C FC 84 F FF 93 S KC 80 0-3 ③ FC 1-2 3-H			F FC 83 F FC 82 B KC 79 F KC 78 B SI 95 S KC 78 2-3 ② K			C KC 86 B KC 87 F FF 94 B KC 84 B KC 85 S FF 96 3-3 ① K	4	1	1	2	0	2	2
28 Colby Rasmus, L (1, 7) OBP: 0.311, SLG: 0.464	S FF 93 B FF 93 B CH 84 B FF 92 F FF 94 C SI 93 3-3 ③ K			F FF 92 X FC 84 0-1 ① F7		S CH 83 X CH 84 0-1 ③ L9			F FF 96 S FF 95 X FF 95 0-2 ② F9	4	0	0	0	0	1	0
23 Chris Carter, R (1, 3) OBP: 0.305, SLG: 0.391		B FF 91 B FC 82 F FF 92 C FF 93 B KC 77 F FF 93 X FC 84 3-2 ① F8		B FF 92 B FF 92 S FC 84 S FF 92 S KC 77 2-3 ② K			X FC 81 0-0 ① P2		X FF 95 0-0 ③ P3	4	0	0	0	0	1	0
9 Marwin Gonzalez, S (1, 5) OBP: 0.275, SLG: 0.412		F FF 93 B FF 93 B FC 84 F FF 93 X CH 86 2-2 ② P3		B FC 83 B CH 85 C FF 93 X FC 85 2-1 1B			F CH 83 B KC 74 F FF 94 B KC 78 F FF 96 C KC 80 2-3 ② K			3	0	1	0	0	1	0
15 Jason Castro, L (1, 2) OBP: 0.277, SLG: 0.362		F SI 93 B SI 92 X FC 85 1-1 ③ G3-1		X FF 93 0-0 ③ F8			X FF 94 0-0 ③ F9			3	0	0	0	0	0	1
6 Jake Marisnick, R (1, 8) OBP: 0.284, SLG: 0.387			S FF 92 S FF 92 F FF 93 F KC 76 X KC 77 0-2 20 1B FC 1B		B FC 83 C FF 92 X FC 82 1-1 ① F7			F FF 91 B FF 92 S FC 84 S KC 78 1-3 ① K2-3		3	0	1	0	0	1	0
Inning Stats	R: 2 E: 0 K: 3 S: 13 H: 2 LOB: 0 BB: 0 P: 24	R: 0 E: 0 K: 0 S: 9 H: 0 LOB: 0 BB: 0 P: 15	R: 0 E: 0 K: 1 S: 18 H: 2 LOB: 2 BB: 0 P: 19	R: 0 E: 0 K: 1 S: 8 H: 1 LOB: 1 BB: 0 P: 12	R: 0 E: 0 K: 0 S: 5 H: 0 LOB: 0 BB: 0 P: 6	R: 0 E: 0 K: 1 S: 8 H: 0 LOB: 0 BB: 0 P: 11	R: 0 E: 0 K: 1 S: 6 H: 0 LOB: 0 BB: 0 P: 8	R: 0 E: 0 K: 1 S: 8 H: 1 LOB: 1 BB: 0 P: 13	R: 0 E: 0 K: 1 S: 7 H: 0 LOB: 0 BB: 0 P: 10	1B: 5 2B: 0 3B: 0 HR: 1	SF: 0 SAC: 0 DP: 0 HBP: 0					

PITCHER		IP	WLS	BF	H	R	ER	SO	BB	IBB	HBP	BLK	WP	HR	S	P	ERA	WHIP
47 Trevor Bauer, R ERA: 3.76	(1, 1)	8.0	W	30	6	2	2	9	0	0	0	0	1	1	75	108	2.25	0.750
37 Cody Allen, R ERA: 3.25	(9, 1)	1.0	S	3	0	0	0	1	0	0	0	0	0	0	7	10	0.00	0.000

PITCHER	IP	WLS	BF	H	R	ER	SO	BB	IBB	HBP	BLK	WP	HR	S	P	ERA	WHIP

Houston Astros @ Cleveland Indians

Progressive Field, Cleveland, OH

Wed Jul 08 2015, 7:12 PM - 9:51 PM EDT

Att. 15,255 - Overcast - 67 F

TOP

livebaseballscorecards.com

AB	33
R	2
H	6
RBI	2
BB	0
SO	9
LOB	9

1B: 5	SF: 0	WP: 1	PA: 33
2B: 0	SAC: 0	PB: 0	
3B: 0	DP: 0	SB: 1	
HR: 1	HBP: 0	CS: 0	

Batter	1	2	3	4	5	6	7	8	9	AB	R	H	RBI	BB	SO	LOB
22 Jason Kipnis, L (1, 4) OBP: 0.413, SLG: 0.502	C FF 88 S CH 82 F FF 89 B SL 83 F CH 82 X SI 90 1-2 12 G4-3 3B		B SL 82 C FF 89 X CH 82 1-1 ② L7		B FF 90 X CH 81 1-0 ③ G3-1			C FF 84 F FF 84 F SL 78 T FF 85 0-2 ① K		4	1	1	0	0	1	0
12 Francisco Lindor, S (1, 6) OBP: 0.239, SLG: 0.264	F FF 89 B FF 89 X FF 90 1-1 ① G4-3 3-H		B FF 90 F FF 88 X FF 87 1-1 ③ G4-3			B FF 86 F FF 88 L CH 81 F SL 84 X SL 83 1-2 ① L9		F FF 83 B FF 86 X FF 85 1-1 7 2B 2B		4	1	1	1	0	0	0
23 Michael Brantley, L (1, 7) OBP: 0.367, SLG: 0.424	B SL 81 B FF 89 C FF 90 X SL 84 2-1 ② L7			B FF 89 C FF 88 F CH 82 B SL 83 F FF 89 B CH 82 F FF 90 F FF 89 X FF 90 3-2 7 2B 41 G3 1B		B SL 80 C FF 87 X CH 82 1-1 ② G4-3		B FF 84 B FF 85 B FF 85 B FF 85 4-0 7 2B BB		3	2	1	0	1	0	0
7 David Murphy, L (1, 10) OBP: 0.375, SLG: 0.500	C FF 90 F CH 82 X CH 82 0-2 ③ G1-3			B CH 82 1 SAFE F FF 89 B FF 89 F FF 88 X CH 82 2-2 41 G3 1-3 2B		C FF 88 B SL 84 C FF 88 X CH 82 1-2 ③ F9		X FF 84 0-0 41 L1-6-3 1-H 2-H 2B		4	0	2	2	0	0	0
41 Carlos Santana, S (1, 3) OBP: 0.345, SLG: 0.357		B SL 83 C FF 89 X FF 89 1-1 ① G3		B SL 84 C CH 82 X FF 90 1-1 ① G3 2-3 3-H			B FF 89 B CH 82 B CH 80 B FF 88 4-0 10 HBP BB	C SI 88 B SL 84 F CH 66 X SI 91 1-2 ② L1-6-3 2-3		3	0	0	1	1	0	2
10 Yan Gomes, R (1, 2) OBP: 0.238, SLG: 0.331		B SL 84 X SL 83 1-0 ② G5-3		C SL 84 X FF 90 0-1 ② G6-3			H FF 88 1-0 1-2 HBP	C SL 80 F SI 89 S SL 84 0-3 ③ K		3	0	0	0	0	1	2
44 Brandon Moss, L (1, 9) OBP: 0.302, SLG: 0.441		B FF 90 S CH 83 F FF 90 B CH 83 B SL 84 B CH 82 4-2 BB		S CH 83 S CH 83 B FF 89 S CH 82 1-3 ③ K			C FC 92 C CU 80 B FC 92 D CU 79 F FC 93 B FC 92 F FC 91 F FF 93 F FC 92 3-3 S FC 93 K			2	0	0	0	1	2	3
39 Gio Urshela, R (1, 5) OBP: 0.297, SLG: 0.329		C FF 90 F SL 84 F SL 82 S SL 82 0-3 ③ K			B FF 89 S FF 88 S SL 83 F SL 82 S SL 82 1-3 ① K2-3		X FF 93 0-0 ② L7			3	0	0	0	0	2	3
24 Michael Bourn, L (1, 8) OBP: 0.297, SLG: 0.276			F FF 88 B CH 81 B CH 82 C FF 88 B SL 81 X FF 88 3-2 ① F9		B FF 88 C FF 88 B CH 81 S CH 82 C SL 84 2-3 ② K		C CU 79 X FC 92 0-1 ③ G1-3			3	0	0	0	0	1	2
Inning Stats	R: 1 E: 0 K: 0 S: 12 H: 1 LOB: 0 BB: 0 P: 16	R: 0 E: 0 K: 1 S: 9 H: 0 LOB: 1 BB: 1 P: 15	R: 0 E: 0 K: 0 S: 7 H: 0 LOB: 0 BB: 0 P: 12	R: 1 E: 0 K: 1 S: 16 H: 2 LOB: 1 BB: 0 P: 23	R: 0 E: 0 K: 2 S: 8 H: 0 LOB: 0 BB: 0 P: 12	R: 0 E: 0 K: 0 S: 9 H: 0 LOB: 0 BB: 0 P: 12	R: 0 E: 0 K: 1 S: 10 H: 0 LOB: 2 BB: 1 P: 18	R: 2 E: 0 K: 2 S: 13 H: 2 LOB: 1 BB: 1 P: 19		1B: 1 2B: 3 3B: 1 HR: 0 SF: 0 SAC: 0 DP: 0 HBP: 1						

PITCHER		IP	WLS	BF	H	R	ER	SO	BB	IBB	HBP	BLK	WP	HR	S	P	ERA	WHIP
47 Dan Straily, R ERA: 5.06	(1, 1)	6.0		24	3	2	2	4	2	0	1	0	0	0	61	95	3.00	0.833
36 Will Harris, R ERA: 0.91	(7, 1)	1.0		3	0	0	0	1	0	0	0	0	0	0	10	13	0.00	0.000
54 Joe Thatcher, L ERA: 3.44	(8, 1)	0.1	L	4	2	2	2	1	1	0	0	0	0	0	7	12	54.00	9.000
37 Pat Neshek, R ERA: 2.78	(8, 1)	0.2		2	0	0	0	1	0	0	0	0	0	0	6	7	0.00	0.000

PITCHER	IP	WLS	BF	H	R	ER	SO	BB	IBB	HBP	BLK	WP	HR	S	P	ERA	WHIP

BOTTOM

Houston Astros @ Cleveland Indians

Progressive Field, Cleveland, OH

Wed Jul 08 2015, 7:12 PM - 9:51 PM EDT

Att. 15,255 - Overcast - 67 F

livebaseballscorecards.com

AB	29
R	4
H	5
RBI	4
BB	3
SO	7
LOB	12

1B: 1 SF: 0
2B: 3 SAC: 0
3B: 1 DP: 0
HR: 0 HBP: 1

WP: 0 PA: 33
PB: 0
SB: 0
CS: 0

Batter	1	2	3	4	5	6	7	8	9	AB	R	H	RBI	BB	SO	LOB
27 Jose Altuve, R (1, 4) OBP: 0.342, SLG: 0.413	X FF 94 0-0 ① L8		B FF 93 S CH 84 X FF 92 1-1 ③ G5-3			B FF 89 X CH 82 1-0 ① P6			C KC 85 F FF 94 B FF 95 B KC 86 F FF 94 X KC 86 2-2 20 FC3-6 1B	4	0	1	0	0	0	0
20 Preston Tucker, L (1, 9) OBP: 0.323, SLG: 0.429	B FF 93 B FF 94 F FF 94 F FF 94 B FC 88 X FF 94 3-2 ② F7			B FF 92 B FC 86 F CH 83 B FF 93 B FF 91 4-1 18 CS 1 1B BB		X CH 81 0-0 ② G4-3			B FF 94 B FF 94 F FF 94 X FF 93 2-1 ① FC3-6 18 DI 1-2f	3	0	0	0	1	0	1
1 Carlos Correa, R (1, 6) OBP: 0.310, SLG: 0.524	B FF 92 X CH 85 1-0 ③ G5-3			B FC 87 X FF 91 1-0 18 F8 18 CS 1-2 1B		B FC 86 C CH 83 F CH 82 C FF 91 1-3 ③ K			S KC 86 B FF 94 S KC 86 F KC 85 X FF 94 1-2 ② P3	4	0	1	0	0	1	1
18 Luis Valbuena, L (1, 5) OBP: 0.286, SLG: 0.434 3 Alex Presley, L (9, PR) OBP: 0.364, SLG: 0.300		S FF 92 F FF 92 B FF 93 F CH 86 X FF 92 1-2 ① L7		C FF 91 B FF 93 S FC 88 F CH 84 F FF 92 B FC 87 B FF 92 X CH 84 3-2 ①② F8 1-3 2-3			B FF 88 C FF 91 B FC 86 B FF 91 F FF 91 X FF 92 3-2 ① G1-3		S FF 94 B KC 86 D FF 93 B FF 94 B FF 93 4-1 1-2 BB	3 0	0 0	0 0	0 0	1 0	0 0	2 0
Evan Gattis, R (1, 10) OBP: 0.274, SLG: 0.457		C FC 89 S FF 92 B FF 93 B CU 78 B CH 85 F FF 95 X FF 92 3-2 ② P4		D CH 83 X FF 92 1-0 ③ G4-3			F FF 92 X CH 83 0-1 ② G5-3		X FF 94 0-0 ③ P3	4	0	0	0	0	0	3
28 Colby Rasmus, L (1, 7) OBP: 0.311, SLG: 0.463		X FF 93 0-0 ③ G3-1			X FF 91 0-0 6 G5-3 16 G2-3 1B		S SI 90 F SI 91 B SL 83 B SI 92 F SI 93 B SI 93 X SI 93 3-2 ③ G6-3			3	0	1	0	0	0	0
16 Hank Conger, L (1, 2) OBP: 0.336, SLG: 0.448			F FF 92 S CH 84 B FF 94 X CH 83 1-2 HR		C FF 88 F FF 90 F FC 86 X CH 84 0-2 ① G2-3 1-2			B SI 91 C SI 90 B SI 92 F SI 92 S SL 84 2-3 ① K		3	1	1	1	0	1	1
21 Jon Singleton, L (1, 3) OBP: 0.222, SLG: 0.167 9 Marwin Gonzalez, S (8, PH) OBP: 0.273, SLG: 0.410 (8, 3)			C FF 94 B FF 93 B FF 94 S CH 83 X CH 83 2-2 ① F8		B FF 92 B CH 82 B FF 92 C FF 92 B FF 91 4-1 BB			F FC 91 F FC 93 X FC 92 0-2 ② G4-3		1 1	0 0	0 0	0 0	1 0	0 0	0 0
6 Jake Marisnick, R (1, 8) OBP: 0.280, SLG: 0.381			X FF 92 0-0 ② F7		C CH 85 X FF 90 0-1 ②③ G5-3 2-3f			F FC 92 F SL 79 F FC 94 B FC 93 F FC 91 B FC 91 B SL 81 X FC 93 3-2 ③ F9		3	0	0	0	0	0	2
Inning Stats	R: 0 H: 0 E: 0 LOB: 0 K: 0 BB: 0 S: 5 P: 9	R: 0 H: 0 E: 0 LOB: 0 K: 0 BB: 0 S: 9 P: 13	R: 1 H: 1 E: 0 LOB: 0 K: 0 BB: 0 S: 9 P: 13	R: 0 H: 1 E: 0 LOB: 1 K: 0 BB: 1 S: 8 P: 17	R: 0 H: 1 E: 0 LOB: 1 K: 0 BB: 1 S: 8 P: 12	R: 0 H: 0 E: 0 LOB: 0 K: 1 BB: 0 S: 5 P: 7	R: 0 H: 0 E: 0 LOB: 0 K: 0 BB: 0 S: 9 P: 15	R: 0 H: 0 E: 0 LOB: 0 K: 1 BB: 0 S: 11 P: 16	R: 0 H: 1 E: 0 LOB: 2 K: 0 BB: 1 S: 12 P: 21	1B: 3 SF: 0 2B: 0 SAC: 0 3B: 0 DP: 1 HR: 1 HBP: 0						

PITCHER		IP	WLS	BF	H	R	ER	SO	BB	IBB	HBP	BLK	WP	HR	S	P	ERA	WHIP
56 Cody Anderson, R ERA: 0.89	(1, 1)	6.2	W	23	3	1	1	1	2	0	0	0	0	1	49	79	1.35	0.750
35 Marc Rzepczynski, L ERA: 3.57	(7, 1)	0.2	H	2	0	0	0	1	0	0	0	0	0	0	7	12	0.00	0.000
27 Bryan Shaw, R ERA: 1.78	(8, 1)	0.2	H	2	0	0	0	0	0	0	0	0	0	0	8	11	0.00	0.000
37 Cody Allen, R ERA: 3.16	(9, 1)	1.0	S	5	1	0	0	0	1	0	0	0	0	0	12	21	0.00	2.000

PITCHER	IP	WLS	BF	H	R	ER	SO	BB	IBB	HBP	BLK	WP	HR	S	P	ERA	WHIP

Houston Astros @ Cleveland Indians

Progressive Field, Cleveland, OH

Thu Jul 09 2015, 7:11 PM - 10:00 PM EDT

Att. 11,496 - Overcast - 68 F

TOP

livebaseballscorecards.com

AB	29
R	1
H	4
RBI	1
BB	3
SO	2
LOB	10

WP: 0 PA: 32
PB: 0
SB: 0
CS: 2

Houston Astros @ Cleveland Indians

Progressive Field, Cleveland, OH

Thu Jul 09 2015, 7:11 PM - 10:00 PM EDT

Att. 11,496 - Overcast - 68 F

livebaseballscorecards.com

BOTTOM

Batter	1	2	3	4	5	6	7	8	9	AB	R	H	RBI	BB	SO	LOB
22 Jason Kipnis, L (1, 4) OBP: 0.408, SLG: 0.496	C FF 88 F FF 88 B KC 78 X FF 88 1-2 G1-3 ①		X FF 87 0-0 G4-3 ②		C FF 88 B FF 88 X FF 88 1-1 F7 ③		B FF 92 B SI 88 C FF 91 F FF 91 F FF 92 F FF 92 X SL 80 2-2 G3 ①			4	0	0	0	0	0	0
12 Francisco Lindor, S (1, 6) OBP: 0.250, SLG: 0.308	B FF 88 F FF 88 X FF 88 1-1 G6-3 ②		C FF 88 B CH 79 X CH 78 1-1 23 1B 1B			B FF 87 S CH 79 B SI 88 B FF 88 X FF 87 3-1 HR	B SI 88 B SI 88 X FF 90 2-0 L8 ②			4	1	2	1	0	0	0
23 Michael Brantley, L (1, 8) (9, 7) OBP: 0.368, SLG: 0.429	C FF 88 X FF 88 0-1 G6-3 ③		1 SAFE B CH 80 C CH 79 F FF 86 1 SAFE 1 SAFE B FF 88 X FF 88 2-2 1-3 1B			C FF 88 X KC 77 0-1 9 2B 2B	B FF 92 F FF 92 B FF 91 F FF 90 B FF 92 F FF 91 X FF 91 3-2 L9 ③			4	1	2	0	0	0	0
9 Ryan Raburn, R (1, 10) OBP: 0.385, SLG: 0.530 44 Brandon Moss, L (8, PH) OBP: 0.301, SLG: 0.439 (9, 10)		C FF 88 B KC 76 B KC 77 F FF 88 B FF 89 F SI 88 X CH 78 3-2 41 BB 1B	C FF 88 B FF 87 D SL 81 X FF 88 2-1 L7 ③			D KC 76 C FF 88 F FF 87 B KC 76 X FF 88 2-2 41 3B 2-H 2B		C SI 89 F SI 88 X SI 90 0-2 F7 ①		3 1	1 0	2 0	1 0	0 0	0 0	2 0
41 Carlos Santana, S (1, 3) OBP: 0.350, SLG: 0.367		C FF 88 B SL 81 B FF 88 D CH 80 C FF 88 F FF 88 B FF 88 4-2 1-2 BB		F FF 88 B CH 80 B FF 88 B CH 80 X FF 88 3-1 7 G4-6-3 1B		B FF 90 F FF 91 F FF 91 X FF 91 1-2 2-H 3B		B SI 88 F SI 89 B SL 81 X SI 90 2-1 G2-3 ②		3	0	2	1	1	0	0
10 Yan Gomes, R (1, 2) OBP: 0.238, SLG: 0.329		S CH 79 S FF 88 B FF 89 S FF 89 1-3 K ①		T SI 88 T FF 88 F FF 89 S FF 89 0-3 K ①		C SL 80 B FF 91 C FF 92 B FF 92 S FF 93 2-3 K ①		C SL 82 B SI 89 S SL 82 B SI 89 X SL 82 2-2 1B		4	0	1	0	0	3	4
7 David Murphy, L (1, 9) OBP: 0.372, SLG: 0.492		D CH 79 B CH 80 X FF 88 2-0 F7 ②		C FF 88 B FF 89 B SL 82 C FF 89 F FF 90 F KC 77 X FF 89 2-2 G4-6-3 ② ③ 1-2f		I IN 66 I IN 70 I IN 71 I IN 73 4-0 IBB		S SI 88 X SI 89 0-1 G5-3 ③		3	0	0	0	1	0	4
39 Gio Urshela, R (1, 5) OBP: 0.287, SLG: 0.318		X CH 79 0-0 F9 ③			B FF 87 C CH 78 X CH 79 1-1 G1-3 ①	X SL 80 0-0 F9 ②				3	0	0	0	0	0	4
4 Mike Aviles, R (1, 7) OBP: 0.307, SLG: 0.354 24 Michael Bourn, L (9, 8) OBP: 0.297, SLG: 0.276			B FF 88 C FF 87 X CH 79 1-1 L8 ①		C CH 79 C FF 89 B FF 88 B FF 89 C FF 88 2-3 K ②	B FF 93 C FF 93 X SL 81 1-1 G6-3 ③				3 0	0 0	0 0	0 0	0 0	1 0	2 0
Inning Stats	R: 0 E: 0 K: 0 S: 7 H: 0 LOB: 0 BB: 0 P: 9	R: 0 E: 0 K: 1 S: 12 H: 1 LOB: 2 BB: 1 P: 22	R: 0 E: 0 K: 0 S: 10 H: 2 LOB: 2 BB: 0 P: 16	R: 0 E: 0 K: 1 S: 11 H: 1 LOB: 0 BB: 0 P: 16	R: 0 E: 0 K: 1 S: 7 H: 0 LOB: 0 BB: 0 P: 11	R: 3 E: 0 K: 1 S: 16 H: 4 LOB: 2 BB: 1 P: 29	R: 0 E: 0 K: 0 S: 10 H: 0 LOB: 0 BB: 0 P: 17	R: 0 E: 0 K: 0 S: 10 H: 1 LOB: 1 BB: 0 P: 14		1B: 5 2B: 2 3B: 1 HR: 1 SF: 0 SAC: 0 DP: 1 HBP: 0				WP: 0 PB: 0 SB: 0 CS: 0 PA: 34	

PITCHER		IP	WLS	BF	H	R	ER	SO	BB	IBB	HBP	BLK	WP	HR	S	P	ERA	WHIP
39 Brett Oberholtzer, L ERA: 4.46	(1, 1)	5.0	L	22	7	3	3	3	1	0	0	0	0	1	54	86	5.40	1.600
35 Josh Fields, R ERA: 2.48	(6, 1)	1.0		5	1	0	0	1	0	1	0	0	0	0	9	17	0.00	1.000
29 Tony Sipp, L ERA: 3.09	(7, 1)	1.0		3	0	0	0	0	0	0	0	0	0	0	10	17	0.00	0.000
44 Luke Gregerson, R ERA: 3.24	(8, 1)	1.0		4	1	0	0	0	0	0	0	0	0	0	10	14	0.00	1.000

PITCHER	IP	WLS	BF	H	R	ER	SO	BB	IBB	HBP	BLK	WP	HR	S	P	ERA	WHIP

AB	32
R	3
H	9
RBI	3
BB	2
SO	4
LOB	16

Batter	1	2	3	4	5	6	7	8	9	AB	R	H	RBI	BB	SO	LOB
1 Billy Burns, S (1, 8) OBP: 0.348, SLG: 0.411	C FF 94 F FF 94 X SL 86 0-2 22 FC5-4 20 E 16 SF9 1B		F FF 94 B SI 93 F SI 94 X FF 95 1-2 ① L8		B FF 95 L FF 95 B FF 96 1 SAFE 1 SAFE F FF 96 1 SAFE 1 SAFE B FF 96 3-2 ③ CS 1-2	F FF 95 X FF 95 0-1 ① L5		S CH 84 X FF 93 0-1 ②③ G4-6-3 1-2f		4	1	1	0	0	0	1
20 Mark Canha, R (1, 7) OBP: 0.311, SLG: 0.422	C FF 95 1 SAFE S FF 95 X FF 94 0-2 FC5 22 FC5-4 1-2		B SI 94 B FF 94 X FF 95 2-0 ② G5-3			C FF 94 B SL 86 X FF 94 1-1 2B			B FF 92 F FF 94 B FF 94 S FF 95 F CH 84 S CH 84 2-3 ① K	4	0	1	0	0	1	1
22 Josh Reddick, L (1, 9) OBP: 0.340, SLG: 0.451	B SI 94 C FF 94 X SI 95 1-1 ① FC5-4 16 SF9 18 BB 1-2f 2-3		C FF 94 B CU 80 S FF 94 S CH 85 1-3 ③ K			S FF 95 C FF 95 S FF 95 0-3 ② K			X FF 95 0-0 ② L7	4	0	0	0	0	2	3
18 Ben Zobrist, S (1, 4) OBP: 0.341, SLG: 0.426	D FF 96 B CH 84 B FF 96 C FF 95 B FF 96 4-1 1-2 BB			B FF 93 C SI 92 B SI 93 X FF 94 2-1 ① L8		F FF 96 C FF 94 B FF 95 B FF 95 S CH 86 2-3 ③ K			B FF 95 X SI 96 1-0 2B	3	0	1	0	1	1	1
16 Billy Butler, R (1, 10) OBP: 0.313, SLG: 0.374	B FF 96 X FF 95 1-0 ② SF9 2-3 3-H			B FF 94 X SI 95 1-0 ② G5-3			B FF 94 X FF 94 1-0 ① F8		S SI 95 S FF 95 H SI 95 1-2 HBP	2	0	0	1	0	0	0
17 Ike Davis, L (1, 3) OBP: 0.321, SLG: 0.389	F FF 96 C FF 93 S CH 86 0-3 ③ K			F FF 95 S CU 82 F CH 87 F CH 86 S FF 96 0-3 ③ K			X FF 94 0-0 ② G6-3		B FF 96 X FF 96 1-0 ③ P5	4	0	0	0	0	2	4
15 Brett Lawrie, R (1, 5) OBP: 0.321, SLG: 0.422		F FF 95 F FF 95 X SL 86 0-2 ① G5-3			F SL 81 B SL 85 B SL 84 S FF 95 F FF 96 X CH 85 2-2 ① G5-3		C SI 94 B CU 81 S FF 93 B SL 85 F SI 96 B FF 96 S CH 86 3-3 ③ K			3	0	0	0	0	1	0
19 Josh Phegley, R (1, 2) OBP: 0.318, SLG: 0.487		B FF 96 S SI 93 B FF 95 X FF 94 2-1 ② F8			B FF 93 X FF 94 1-0 10 FC5-4 1B			C FF 91 F SL 81 B SI 94 F CH 83 F FF 94 S SL 84 1-3 ① K		3	0	1	0	0	1	0
10 Marcus Semien, R (1, 6) OBP: 0.305, SLG: 0.400		C SI 95 F FF 95 X CH 86 0-2 ③ F8			S SI 95 B CH 85 X FF 93 1-1 ② FC5-4 1 CS 1-2f			C FF 93 B FF 91 X FF 94 1-1 1 G4-6-3 1B		3	0	1	0	0	0	1
Inning Stats	R: 1 E: 1 K: 1 S: 13 H: 1 LOB: 2 BB: 1 P: 19	R: 0 E: 0 K: 0 S: 8 H: 0 LOB: 0 BB: 0 P: 10	R: 0 E: 0 K: 1 S: 7 H: 0 LOB: 0 BB: 0 P: 11	R: 0 E: 0 K: 1 S: 8 H: 0 LOB: 0 BB: 0 P: 11	R: 0 E: 0 K: 0 S: 9 H: 1 LOB: 0 BB: 0 P: 16	R: 0 E: 0 K: 2 S: 10 H: 1 LOB: 1 BB: 0 P: 13	R: 0 E: 0 K: 1 S: 6 H: 0 LOB: 0 BB: 0 P: 10	R: 0 E: 0 K: 1 S: 9 H: 1 LOB: 0 BB: 0 P: 11	R: 0 E: 0 K: 1 S: 9 H: 1 LOB: 2 BB: 0 P: 14	1B: 3 2B: 2 3B: 0 HR: 0 SF: 1 SAC: 0 DP: 1 HBP: 1						

PITCHER		IP	WLS	BF	H	R	ER	SO	BB	IBB	HBP	BLK	WP	HR	S	P	ERA	WHIP
31 Danny Salazar, R ERA: 3.74	(1, 1)	8.2	W	32	5	1	0	8	1	0	1	0	0	0	78	113	0.00	0.692
37 Cody Allen, R ERA: 3.13	(9, 1)	0.1	S	1	0	0	0	0	0	0	0	0	0	0	1	2	0.00	0.000

PITCHER	IP	WLS	BF	H	R	ER	SO	BB	IBB	HBP	BLK	WP	HR	S	P	ERA	WHIP

TOP

Oakland Athletics @ Cleveland Indians

Progressive Field, Cleveland, OH

Fri Jul 10 2015, 7:13 PM - 10:10 PM EDT

Att. 28,539 - Partly Cloudy - 71 F

livebaseballscorecards.com

AB	30
R	1
H	5
RBI	1
BB	1
SO	8
LOB	11

WP: 0 PA: 34
PB: 0
SB: 0
CS: 1

Batter	1	2	3	4	5	6	7	8	9	AB	R	H	RBI	BB	SO	LOB
22 Jason Kipnis, L (1, 4) OBP: 0.408, SLG: 0.491	C SI 89 C FC 87 B SI 90 B SL 76 C FC 86 2-3 ① K		C SI 90 B FC 88 B CH 84 B SI 90 B SI 91 4-1 12 1B BB	X CH 84 0-0 ③ G3		B KC 80 B KC 80 B FF 92 C FF 94 B FF 93 4-1 12 BB 23 1B 1-2 2-3 3-H BB		C FF 90 F SI 92 B FC 87 S KC 79 1-3 K		3	1	0	1	2	2	3
12 Francisco Lindor, S (1, 6) OBP: 0.267, SLG: 0.326	B SI 92 X SI 90 1-0 2B		1 SAFE C SI 90 1 SAFE P PO 83 X CH 85 1-1 1-3 1B		F CH 82 F SL 75 B FC 87 X SI 91 1-2 ① L8	C FF 93 B FF 94 B KC 79 F FF 94 F KC 80 B FF 93 F FF 93 B FF 92 4-2 23 1B 1-2 2-3 3-H BB		X FF 88 0-0 ② P3		4	0	2	1	1	0	1
23 Michael Brantley, L (1, 7) OBP: 0.366, SLG: 0.425	B SI 92 C CH 84 B SI 92 C SI 92 C FC 88 2-3 ② K		B CH 83 C FC 86 1 SAFE F FF 90 F FC 87 X SI 92 1-2 ③ G5-3		X SI 91 0-0 ② G6-3	X KC 80 0-0 1-3 2-H 3-H 1B		C FF 90 B FC 84 F FC 86 F FC 86 X SI 91 1-2 ③ L7		5	0	1	2	0	1	4
7 David Murphy, L (1, 10) OBP: 0.370, SLG: 0.486	B FC 87 C CH 84 B FC 87 B SI 92 X SI 92 3-1 ③ L7			B SI 89 C SL 75 F CH 83 X FF 90 1-2 41 1B 10 2B 1B	B SI 89 C CH 84 C SL 77 F SL 76 X FC 84 1-2 ③ L7	C FF 92 C KC 78 S FF 93 0-3 ③ K				4	1	1	0	0	1	3
41 Carlos Santana, S (1, 3) OBP: 0.355, SLG: 0.371		C SI 90 C SL 77 B SI 91 F CH 84 X FC 85 1-2 ① G3-1		B CH 84 X SI 90 1-0 10 2B 1-2 1B		S CH 81 B FC 86 X CH 82 1-1 39 1B 22 BB 1B	B FF 93 B FF 92 B FF 93 C FF 93 F FF 94 B FF 94 4-2 10 S BB			3	1	2	0	1	0	0
44 Brandon Moss, L (1, 9) OBP: 0.298, SLG: 0.433		B SI 92 F CH 84 F FF 92 B FC 87 C FC 86 2-3 ② K		C FC 87 C SI 92 B SL 76 F CH 86 B FC 87 B SI 92 F SL 77 S FC 86 3-3 ① K		X FC 85 0-0 ① F7	B FF 93 X FF 94 1-0 ① L9			4	0	0	0	0	2	4
10 Yan Gomes, R (1, 2) OBP: 0.238, SLG: 0.333		B SI 92 F FC 86 X SI 93 1-1 ③ G1-3		X SI 90 0-0 1-3 2-H 2B		C SI 90 B SI 90 1 SAFE B SI 91 F SI 92 F FC 86 C SI 90 2-3 ② K	F FC 90 C FF 93 F FF 93 B FF 93 D CU 78 1 SAFE C FC 90 2-3 ② K 1-2			4	0	1	1	0	2	2
39 Gio Urshela, R (1, 5) OBP: 0.286, SLG: 0.315			C SI 90 X SI 91 0-1 ① G5-3	F FC 86 B SI 91 S FC 87 F FC 85 B SI 92 F FC 87 F SL 78 B SI 92 S FC 88 3-3 ② K		C SI 89 F SI 91 X FC 86 0-2 22 BB 24 BB 12 BB 1-3 1B	S FC 89 D CU 78 F FC 90 D CU 80 S FC 90 2-3 ③ K			4	1	1	0	0	2	3
24 Michael Bourn, L (1, 8) OBP: 0.300, SLG: 0.274			C SI 90 X CH 82 0-1 ② G3	B SI 92 B CH 85 B FC 86 C SI 91 B SI 91 4-1 BB		C FC 85 B CH 84 B SI 92 S CH 83 B FC 87 B SL 77 4-2 12 BB 22 BB 23 1B 1-2 BB		S FF 90 C FC 85 B FF 91 F SI 91 S SI 93 1-3 ① K		2	1	0	0	2	1	0
Inning Stats	R: 0 E: 0 K: 2 S: 9 H: 1 LOB: 1 BB: 0 P: 17	R: 0 E: 0 K: 1 S: 9 H: 0 LOB: 0 BB: 0 P: 13	R: 0 E: 0 K: 0 S: 12 H: 1 LOB: 2 BB: 1 P: 17	R: 1 E: 0 K: 2 S: 18 H: 3 LOB: 3 BB: 1 P: 30	R: 0 E: 0 K: 0 S: 8 H: 0 LOB: 0 BB: 0 P: 10	R: 4 E: 0 K: 2 S: 21 H: 3 LOB: 2 BB: 3 P: 36	R: 0 E: 0 K: 2 S: 10 H: 0 LOB: 1 BB: 1 P: 19	R: 0 E: 0 K: 2 S: 12 H: 0 LOB: 1 BB: 0 P: 15		1B: 6 2B: 2 3B: 0 HR: 0	SF: 0 SAC: 0 DP: 0 HBP: 0			WP: 1 PB: 0 SB: 1 CS: 0	PA: 39	

BOTTOM

Oakland Athletics @ Cleveland Indians

Progressive Field, Cleveland, OH

Fri Jul 10 2015, 7:13 PM - 10:10 PM EDT

Att. 28,539 - Partly Cloudy - 71 F

livebaseballscorecards.com

AB	33
R	5
H	8
RBI	5
BB	6
SO	11
LOB	20

PITCHER	IP	WLS	BF	H	R	ER	SO	BB	IBB	HBP	BLK	WP	HR	S	P	ERA	WHIP
31 Kendall Graveman, R (1, 1) ERA: 3.38	5.2	L	27	7	4	4	6	3	0	0	0	0	0	68	106	6.35	1.765
13 Drew Pomeranz, L (6, 1) ERA: 3.66	0.1		4	1	1	1	1	2	0	0	0	0	0	9	17	27.00	9.000
33 Fernando Rodriguez Jr., R (7, 1) ERA: 3.46	1.0		4	0	0	0	2	1	0	0	0	0	0	10	19	0.00	1.000
56 Fernando Abad, L (8, 1) ERA: 4.5	1.0		4	0	0	0	2	0	0	0	0	1	0	12	15	0.00	0.000

PITCHER	IP	WLS	BF	H	R	ER	SO	BB	IBB	HBP	BLK	WP	HR	S	P	ERA	WHIP

Oakland Athletics @ Cleveland Indians

Progressive Field, Cleveland, OH

Sat Jul 11 2015, 6:37 PM - 9:44 PM EDT

Att. 28,733 - Cloudy - 75 F

livebaseballscorecards.com

TOP

Batter	1	2	3	4	5	6	7	8	9	AB	R	H	RBI	BB	SO	LOB
1 Billy Burns, S (1, 8) OBP: 0.342, SLG: 0.403	T FF 95 F FF 96 B FF 94 S CH 89 1-3 ① K		C CH 88 F FF 94 F CU 82 B CH 89 B FF 96 C SL 86 2-3 ② K			X CH 87 0-0 ② G3		C FF 95 X SL 83 0-1 ② G4-3	F FC 92 C FC 92 X SL 81 0-2 ③ G4-3	5	0	0	0	0	2	1
21 Stephen Vogt, L (1, 2) OBP: 0.372, SLG: 0.489	B FF 96 C FF 96 X CH 89 1-1 18 1B, 22 SF7, 2B		F SI 95 F FF 94 S SL 88 0-3 ③ K			C SI 93 B CU 83 X SL 88 1-1 ③ G3		C FF 95 F FF 96 X FF 95 0-2 22 BB, 18 1B, 16 2B, 1B		4	2	2	0	0	1	0
18 Ben Zobrist, S (1, 4) OBP: 0.343, SLG: 0.427	C FF 94 X FF 93 0-1 22 SF7 2-3 1B			B FF 93 F CH 87 B CU 82 B SI 94 F SI 93 F CH 87 X SI 94 3-2 ① G3			B SI 93 C CH 87 B CH 90 S FF 94 F SL 86 X CU 82 2-2 ① L9	B SI 91 X SI 92 1-0 22 BB, 16 2B 1-2 1B		4	1	2	0	0	0	0
22 Josh Reddick, L (1, 9) OBP: 0.345, SLG: 0.458	B SI 94 F FF 94 F SI 95 F FF 96 F CH 90 X SL 88 1-2 ② SF7 1-2 3-H			C FF 94 X CH 88 0-1 16 G6-4-3, 1B			B SI 95 B FF 94 X FF 92 2-0 17 2B, 2B	B SL 85 B SL 83 B SI 92 B SI 92 4-0 16 2B, 16 E, BB 1-2 2-3		2	2	2	1	1	0	0
16 Billy Butler, R (1, 10) OBP: 0.315, SLG: 0.377	C SI 94 B SI 93 F SI 94 S CH 88 1-3 ③ K			S SL 85 D CH 90 X SI 92 1-1 ② ③ G6-4-3 1-2f			B SI 93 B CH 88 D SL 87 C SI 93 B FF 94 4-1 17 2B, BB	F SL 79 X FC 92 0-1 E9 1-H 2-H 3-H 2B		3	0	1	2	1	1	2
17 Ike Davis, L (1, 3) OBP: 0.326, SLG: 0.399		C FF 93 B FF 94 F FF 94 B SI 95 F CH 90 C FF 94 2-3 ① K	C SI 92 S CU 84 B CU 85 B CH 90 X SI 94 2-2 28 FC6-4, 1B				B SI 94 X SI 93 1-0 1-3 2-H 2B	C FC 93 C FC 93 B FC 94 S FC 94 1-3 ③ K		4	0	2	1	0	2	1
20 Mark Canha, R (1, 7) OBP: 0.307, SLG: 0.415 23 Sam Fuld, L (8, 7) OBP: 0.292, SLG: 0.322		B SI 94 X SL 87 1-0 ② G3-1	C SI 93 D CH 87 C SL 86 S SI 94 1-3 ① K				T FF 94 B SI 94 B SL 87 S SI 94 X SI 94 2-2 ② G6-3		C FC 91 B SL 80 B FC 91 B FC 91 C FC 92 X FC 92 3-2 ① G6-3	3 1	0 0	0 0	0 0	0 0	1 0	3 0
28 Eric Sogard, L (1, 5) OBP: 0.293, SLG: 0.288 (9, 6)		B FF 94 B CH 87 B SI 94 C FF 92 X SI 94 3-1 ③ L4	C SI 93 1 SAFE X SI 93 0-1 ② FC6-4, 10 CS 1-2f				C SI 94 C FF 94 X FF 95 0-2 ③ L7		B FC 92 C FC 91 S SL 80 B FC 94 X FC 93 2-2 ② G6-3	4	0	0	0	0	0	3
10 Marcus Semien, R (1, 6) OBP: 0.304, SLG: 0.398 15 Brett Lawrie, R (9, 5) OBP: 0.321, SLG: 0.422			S SL 85 F SI 92 S SL 89 0-3 ① K	C CH 91 C SL 87 1 SAFE F SL 86 B FF 95 1-2 ③ CS 1-2	B SL 86 S CH 86 B FF 94 X FF 94 2-1 ① F8			B FF 96 F FF 95 S FF 95 F FF 96 C CU 82 1-3 ① K	C SL 81 B SL 81 F FC 92 B FC 93 B SL 80 X FC 92 3-2 1B	4 0	0 0	1 0	0 0	0 0	2 0	0 0
Inning Stats	R: 1 E: 0 K: 2 S: 15 H: 2 LOB: 1 BB: 0 P: 19	R: 0 E: 0 K: 1 S: 7 H: 0 LOB: 0 BB: 0 P: 13	R: 0 E: 0 K: 3 S: 10 H: 0 LOB: 0 BB: 0 P: 12	R: 0 E: 0 K: 0 S: 8 H: 1 LOB: 0 BB: 0 P: 12	R: 0 E: 0 K: 1 S: 11 H: 1 LOB: 0 BB: 0 P: 15	R: 0 E: 0 K: 0 S: 5 H: 0 LOB: 0 BB: 0 P: 8	R: 1 E: 0 K: 0 S: 13 H: 2 LOB: 2 BB: 1 P: 24	R: 3 E: 1 K: 2 S: 15 H: 3 LOB: 1 BB: 1 P: 22	R: 0 E: 0 K: 0 S: 12 H: 1 LOB: 1 BB: 0 P: 20	1B: 6 2B: 4 3B: 0 HR: 0 SF: 1 SAC: 0 DP: 1 HBP: 0						

	AB	34
	R	5
	H	10
	RBI	4
	BB	2
	SO	9
	LOB	10

WP: 0 PB: 0 SB: 0 CS: 1 PA: 38

PITCHER		IP	WLS	BF	H	R	ER	SO	BB	IBB	HBP	BLK	WP	HR	S	P	ERA	WHIP
59 Carlos Carrasco, R ERA: 4.07	(1, 1)	7.0		26	6	2	2	7	1	0	0	0	0	0	69	103	2.57	1.000
34 Zach McAllister, R ERA: 3.14	(8, 1)	0.2	L	3	1	1	1	1	0	0	0	0	0	0	9	10	13.50	1.500
35 Marc Rzepczynski, L ERA: 4.08	(8, 1)	0.0		2	1	0	0	0	1	0	0	0	0	0	1	6	∞	∞
27 Bryan Shaw, R ERA: 1.71	(8, 1)	1.1		6	2	2	1	1	0	0	0	0	0	0	17	26	6.75	1.500

PITCHER	IP	WLS	BF	H	R	ER	SO	BB	IBB	HBP	BLK	WP	HR	S	P	ERA	WHIP

BOTTOM

Batter	1	2	3	4	5	6	7	8	9	AB	R	H	RBI	BB	SO	LOB
22 Jason Kipnis, L (1, 4) OBP: 0.406, SLG: 0.493	B SI 91 F SI 91 C CH 83 B FF 94 F SL 86 C CH 80 2-3 K ①		X SI 93 0-0 L7 ②			B SI 92 B SI 92 X SI 92 2-0 23 1B 3B	C SI 89 B SI 90 F SI 89 F SL 83 B SL 83 X SI 89 2-2 G3 ② 1-2		B FS 82 C CH 78 X CH 80 1-1 F8 ③	5	1	1	0	0	1	2
12 Francisco Lindor, S (1, 6) OBP: 0.257, SLG: 0.313	B SI 94 S CH 82 F CU 71 F FF 95 B CH 81 F SI 94 X FF 94 2-2 F7 ②		B CU 70 B SI 92 X CH 83 2-0 G4-3 ③ 1-2			B FF 95 X SI 94 1-0 G4-3 ①	B SI 89 F SI 89 D CH 86 X SI 89 2-1 G5-3 ③			4	0	0	0	0	0	3
23 Michael Brantley, L (1, 7) OBP: 0.367, SLG: 0.424	C SI 93 C CU 71 X CH 81 0-2 L9 ③			B SI 92 B CH 82 B SI 91 C SI 91 X SI 89 3-1 F9 ①		C SL 87 D CH 85 X SL 88 1-1 7 BB 3-H 1B		C SI 89 C SL 84 B SL 86 B SI 90 B SI 91 F SI 90 B SI 90 4-2 9 G1-3 41 HR BB		3	1	1	1	1	0	0
7 David Murphy, L (1, 10) OBP: 0.369, SLG: 0.481 9 Ryan Raburn, R (8, PH) OBP: 0.382, SLG: 0.525 (9, 10)		B SI 92 B SI 91 C SI 90 F CH 84 F SL 85 F SI 94 X FF 93 2-2 L8 ①		B CU 70 B SI 93 X SI 92 2-0 G3-1 ②		B SI 94 B SI 91 B CH 82 1 SAFE B FF 92 4-0 1-2 BB		C SI 90 1 SAFE X SI 90 0-1 G1-3 ① 1-2		2 1	0 0	0 0	0 0	1 0	0 0	0 1
41 Carlos Santana, S (1, 3) OBP: 0.357, SLG: 0.387		B CU 71 B CH 83 C SI 92 X FF 93 2-1 G6-3 ②		X SI 93 0-0 44 S 2B		B CH 83 X SI 93 1-0 F7 ②		C FS 87 B FS 86 F SI 92 B FF 92 B FF 91 X FS 86 3-2 2-H HR		4	1	2	2	0	0	2
44 Brandon Moss, L (1, 9) OBP: 0.297, SLG: 0.429		B FF 94 B CH 83 H SI 92 3-0 HBP		C CU 71 B FF 94 L CH 83 S CH 82 1-3 K ③ 2-3		B CU 72 F SI 93 B SL 87 F FF 95 X CU 69 2-2 L7 ③		C FF 93 S FF 94 F FF 94 F FF 94 B KC 82 S FF 94 1-3 K ②		3	0	0	0	0	2	3
39 Gio Urshela, R (1, 5) OBP: 0.294, SLG: 0.333		B SL 85 C SI 92 F SL 85 X SL 80 1-2 F9 ③			C FF 92 B FF 91 B CU 69 F SI 92 X FF 94 2-2 55 G3-6-3 1B		C SI 92 B SL 84 X SL 82 1-1 24 SH2-4 55 1B 2B	B FF 91 B CH 79 X FF 92 2-0 F8 ③		4	1	2	0	0	0	1
24 Michael Bourn, L (1, 8) OBP: 0.297, SLG: 0.270			X SI 91 0-0 B5-3 ①		F SI 91 C SI 93 B SI 94 1 SAFE T CH 82 1-2 K ①		B FF 90 B SI 90 L SI 90 X SI 89 2-1 SH2-4 ① 2-3		B CH 79 B FF 92 F FF 92 B CH 79 X CH 79 3-1 G4-3 ①	3	0	0	0	0	1	1
55 Roberto Pérez, R (1, 2) OBP: 0.345, SLG: 0.415			B SI 92 C SI 92 B CU 70 X SI 91 2-1 12 WP 1B		1 SAFE X SI 93 0-0 G3-6-3 ②③ 1-2f		S SI 93 B SI 93 C SI 93 B SI 95 F SI 93 X FF 95 2-2 22 G3 3-H 1B		B FF 90 C CH 79 B FS 82 S CH 78 S CH 79 2-3 K ②	4	0	2	1	0	1	1
Inning Stats	R: 0 E: 0 K: 1 S: 12 H: 0 LOB: 0 BB: 0 P: 16	R: 0 E: 0 K: 0 S: 10 H: 0 LOB: 1 BB: 0 P: 18	R: 0 E: 0 K: 0 S: 5 H: 1 LOB: 1 BB: 0 P: 9	R: 0 E: 0 K: 1 S: 7 H: 1 LOB: 1 BB: 0 P: 13	R: 0 E: 0 K: 1 S: 7 H: 1 LOB: 0 BB: 0 P: 10	R: 1 E: 0 K: 0 S: 8 H: 2 LOB: 2 BB: 1 P: 19	R: 1 E: 0 K: 0 S: 14 H: 2 LOB: 1 BB: 0 P: 23	R: 2 E: 0 K: 1 S: 14 H: 1 LOB: 0 BB: 1 P: 24	R: 0 E: 0 K: 1 S: 7 H: 0 LOB: 0 BB: 0 P: 13	1B: 4 2B: 2 3B: 1 HR: 1 SF: 0 SAC: 1 DP: 1 HBP: 1						

PITCHER	IP	WLS	BF	H	R	ER	SO	BB	IBB	HBP	BLK	WP	HR	S	P	ERA	WHIP
40 Chris Bassitt, R (1, 1) ERA: 2.93	6.1		27	7	2	2	3	1	0	1	0	1	0	57	98	2.84	1.263
39 Eric O'Flaherty, L (7, 1) ERA: 6.88	0.2	W	3	0	1	1	0	1	0	0	0	0	0	9	17	13.50	1.500
49 Edward Mujica, R (8, 1) ERA: 3.91	0.1	H	2	1	1	1	0	0	0	0	0	0	1	5	8	27.00	3.000
13 Drew Pomeranz, L (8, 1) ERA: 3.64	0.1	H	1	0	0	0	1	0	0	0	0	0	0	5	6	0.00	0.000
36 Tyler Clippard, R (8, 1) ERA: 2.43	1.1	S	4	0	0	0	1	0	0	0	0	0	0	8	16	0.00	0.000

PITCHER	IP	WLS	BF	H	R	ER	SO	BB	IBB	HBP	BLK	WP	HR	S	P	ERA	WHIP

Oakland Athletics @ Cleveland Indians

Progressive Field, Cleveland, OH

Sat Jul 11 2015, 6:37 PM - 9:44 PM EDT

Att. 28,733 - Cloudy - 75 F

livebaseballscorecards.com

AB	33
R	4
H	8
RBI	4
BB	2
SO	5
LOB	14

WP: 1 PA: 37
PB: 0
SB: 1
CS: 0

Oakland Athletics @ Cleveland Indians

Progressive Field, Cleveland, OH

Sun Jul 12 2015, 1:14 PM - 3:35 PM EDT

Att. 20,611 - Cloudy - 79 F

TOP

livebaseballscorecards.com

Batter	1	2	3	4	5	6	7	8	9	AB	R	H	RBI	BB	SO	LOB
1 Billy Burns, S (1, 8) OBP: 0.340, SLG: 0.399	F FF 92 B SI 92 S FF 93 B FF 94 F SI 94 F SL 89 B FF 94 F FF 94 X FF 94 3-2 ① G4-3			C SL 87 B FF 92 C SI 93 F SL 89 B SI 94 F FF 93 B SI 93 B FF 94 4-2 21 HR BB		F FF 91 B FF 91 C SL 86 F SI 92 B SL 89 C FF 93 2-3 ① K		F SI 92 X SL 87 0-1 ③ G1-3		3	1	0	0	1	1	0
21 Stephen Vogt, L (1, 2) OBP: 0.374, SLG: 0.498	X SI 91 0-0 ② F9			D SL 88 X FF 93 1-0 1-H HR		B SI 93 B SL 91 B FF 94 C FF 93 B SL 90 4-1 18 1B BB			C FF 88 B FF 91 X SL 78 1-1 ① P3	3	1	1	2	1	0	0
18 Ben Zobrist, S (1, 10) OBP: 0.346, SLG: 0.429	C FF 92 B CH 84 F FF 93 B SI 94 F SL 90 X CU 84 2-2 ③ P5			C FF 92 F CU 82 B SL 88 B SI 94 S SL 88 2-3 ① K		B FF 92 B SL 88 X FF 92 2-0 1-3 22 G3-6-3 1B			B FF 89 C FF 89 X CH 83 1-1 1B	4	0	2	0	0	1	0
22 Josh Reddick, L (1, 9) OBP: 0.343, SLG: 0.455		C FF 92 T SL 86 X FF 93 0-2 17 G6-4-3 1B		C SI 92 B FF 92 X CH 85 1-1 ② G4-3		B FF 94 X SL 88 1-0 ② ③ G3-6-3 1-2f			B FF 89 F FF 89 B FF 91 X FF 89 2-1 ② F9	4	0	1	0	0	0	3
17 Ike Davis, L (1, 3) OBP: 0.318, SLG: 0.389		F SL 87 D CH 83 C SI 93 B CU 80 X SL 87 2-2 ① ② G6-4-3 1-2f		B CU 80 F SL 89 B SI 92 C SL 87 F FF 92 B CU 83 C SL 87 3-3 ③ K			C CU 80 X CU 80 0-2 ① P6		1 SAFE F FF 89 F FF 91 1 SAFE 1 SAFE X SL 78 0-2 ③ F7	4	0	0	0	0	1	2
15 Brett Lawrie, R (1, 5) OBP: 0.318, SLG: 0.417		B SL 88 F FF 92 S CU 82 X SL 89 1-2 ③ G5-3			C SI 92 B SI 90 X CU 81 1-1 ① P6		B SI 91 S SL 88 B FF 92 F SL 88 C SI 92 2-3 ② K			3	0	0	0	0	1	0
28 Eric Sogard, L (1, 4) OBP: 0.294, SLG: 0.289			X FF 91 0-0 ① L8		B FF 91 B SL 85 C FF 91 X FF 91 2-1 10 FC6-5 10 PB 1B		B SL 86 C SL 85 S CH 83 X SI 91 1-2 ③ F7			3	0	1	0	0	0	0
10 Marcus Semien, R (1, 6) OBP: 0.301, SLG: 0.395			C FF 91 X SI 92 0-1 ② G6-3		D SL 86 1 SAFE B FF 92 B FF 90 C FF 91 X SI 93 3-1 ② FC6-5 1-3			B CU 79 X FF 93 1-0 ① F7		3	0	0	0	0	0	1
23 Sam Fuld, L (1, 7) OBP: 0.288, SLG: 0.317			C FF 92 C SI 93 B CU 83 X SI 94 1-2 ③ G4-3		F FF 91 F SL 87 F SL 88 C CU 82 0-3 ③ K			C CH 84 F SL 87 B SL 88 S CU 82 1-3 ② K		3	0	0	0	0	2	1

	AB	30
	R	2
	H	5
	RBI	2
	BB	2
	SO	6
	LOB	7

Inning Stats																				
	R: 0 E: 0 K: 0 S: 11	H: 0 LOB: 0 BB: 0 P: 16	R: 0 E: 0 K: 0 S: 9	H: 1 LOB: 0 BB: 0 P: 12	R: 0 E: 0 K: 0 S: 6	H: 0 LOB: 0 BB: 0 P: 7	R: 2 E: 0 K: 2 S: 14	H: 1 LOB: 0 BB: 1 P: 25	R: 0 E: 0 K: 1 S: 10	H: 1 LOB: 1 BB: 0 P: 16	R: 0 E: 0 K: 1 S: 7	H: 1 LOB: 1 BB: 1 P: 16	R: 0 E: 0 K: 1 S: 9	H: 0 LOB: 0 BB: 0 P: 12	R: 0 E: 0 K: 1 S: 6	H: 0 LOB: 0 BB: 0 P: 8	R: 0 E: 0 K: 0 S: 9	H: 1 LOB: 1 BB: 0 P: 13	1B: 4 2B: 0 3B: 0 HR: 1	SF: 0 SAC: 0 DP: 2 HBP: 0	WP: 0 PB: 1 SB: 0 CS: 0	PA: 32

PITCHER		IP	WLS	BF	H	R	ER	SO	BB	IBB	HBP	BLK	WP	HR	S	P	ERA	WHIP
28 Corey Kluber, R ERA: 3.38	(1, 1)	8.0	L	28	4	2	2	6	2	0	0	0	0	1	72	112	2.25	0.750
57 Kyle Crockett, L ERA:	(9, 1)	1.0		4	1	0	0	0	0	0	0	0	0	0	9	13	0.00	1.000

PITCHER	IP	WLS	BF	H	R	ER	SO	BB	IBB	HBP	BLK	WP	HR	S	P	ERA	WHIP

BOTTOM

Oakland Athletics @ Cleveland Indians

Progressive Field, Cleveland, OH

Sun Jul 12 2015, 1:14 PM - 3:35 PM EDT

Att. 20,611 - Cloudy - 79 F

livebaseballscorecards.com

Batter	1	2	3	4	5	6	7	8	9	AB	R	H	RBI	BB	SO	LOB
22 Jason Kipnis, L (1, 10) OBP: 0.401, SLG: 0.487	B FF 92 X FF 94 1-0 ① G4-3			B FF 92 B CU 82 C FF 93 F FF 94 X FF 94 2-2 ① G3-1		B CU 80 C FF 93 B CU 82 B FF 94 X FF 93 3-1 ③ G4-3			C CU 81 B CU 81 F SL 84 S SL 87 1-3 ② K	4	0	0	0	0	1	0
12 Francisco Lindor, S (1, 6) OBP: 0.257, SLG: 0.311	B FF 94 F SI 94 F CU 83 X SL 85 1-2 ② G4-3			B CU 83 B FF 93 B FF 93 C FF 93 X FF 93 3-1 23 G4-6-3 1B			F FF 92 X FF 93 0-1 ① G4-3		B FF 93 C FF 93 F FF 93 C SL 88 1-3 ③ K	4	0	1	0	0	1	0
23 Michael Brantley, L (1, 7) (9, 8) OBP: 0.364, SLG: 0.420	F FF 93 X SI 94 0-1 ③ F7			C FF 92 B CH 85 F SI 93 X FF 94 1-2 ② ③ G4-6-3 1-2f			B FF 94 X FF 94 1-0 ② G3-1			3	0	0	0	0	0	1
7 David Murphy, L (1, 9) (9, 7) OBP: 0.369, SLG: 0.476		F SI 92 B CU 80 S CU 82 F SL 86 S FF 94 1-3 ① K			B FF 92 B FF 93 B FF 92 C FF 93 C FF 92 F FF 93 F FF 93 B FF 92 4-2 10 G5-3 BB		F FF 94 B FF 92 F FF 93 X FF 92 1-2 ③ G1			2	0	0	0	1	1	0
41 Carlos Santana, S (1, 3) OBP: 0.353, SLG: 0.382		B CU 81 B FF 94 X FF 94 2-0 ② G3-1			C FF 93 F CU 83 F SL 86 D SL 86 X FF 94 1-2 ① F7			B FF 93 B FF 93 S FF 93 X FF 93 2-1 ① G4-3		3	0	0	0	0	0	1
10 Yan Gomes, R (1, 2) OBP: 0.234, SLG: 0.327		B FF 93 B SI 93 T FF 94 X FF 94 2-1 ③ P4			S SI 94 D SI 95 X SI 93 1-1 ② G5-3 1-2			F FF 94 F CU 81 F FF 93 S SL 87 0-3 ② K		3	0	0	0	0	1	1
39 Gio Urshela, R (1, 5) OBP: 0.295, SLG: 0.333			X SI 92 0-0 ① G6-3		B CU 82 X SI 94 1-0 ③ P4			B FF 93 C FF 94 X FF 93 1-1 1B		3	0	1	0	0	0	1
24 Michael Bourn, L (1, 8) OBP: 0.294, SLG: 0.268 44 Brandon Moss, L (8, PH) OBP: 0.296, SLG: 0.427 (9, 9)			C FF 93 B SI 94 F FF 94 B SL 86 S SL 87 2-3 ② K			C FF 92 C CU 82 B SL 87 S FF 93 1-3 ① K		F FF 94 B FF 94 X FF 94 1-1 ③ F8		2 1	0 0	0 0	0 0	0 0	2 0	0 1
11 José Ramírez, S (1, 4) OBP: 0.243, SLG: 0.235			C FF 94 B CU 82 B FF 94 X FF 94 2-1 ③ G4-3			C FF 92 C CU 82 X CU 81 0-2 ② G1-3			C FF 92 C CU 83 X FF 93 0-2 ① G3-1	3	0	0	0	0	0	0
Inning Stats	R: 0 E: 0 K: 0 S: 6 H: 0 LOB: 0 BB: 0 P: 8	R: 0 E: 0 K: 1 S: 7 H: 0 LOB: 0 BB: 0 P: 12	R: 0 E: 0 K: 1 S: 6 H: 0 LOB: 0 BB: 0 P: 10	R: 0 E: 0 K: 0 S: 8 H: 1 LOB: 0 BB: 0 P: 14	R: 0 E: 0 K: 0 S: 11 H: 0 LOB: 1 BB: 1 P: 18	R: 0 E: 0 K: 1 S: 8 H: 0 LOB: 0 BB: 0 P: 12	R: 0 E: 0 K: 0 S: 6 H: 0 LOB: 0 BB: 0 P: 8	R: 0 E: 0 K: 1 S: 10 H: 1 LOB: 1 BB: 0 P: 14	R: 0 E: 0 K: 2 S: 9 H: 0 LOB: 0 BB: 0 P: 11	1B: 2 2B: 0 3B: 0 HR: 0 SF: 0 SAC: 0 DP: 1 HBP: 0						

	AB	28
	R	0
	H	2
	RBI	0
	BB	1
	SO	6
	LOB	5

WP: 0 PA: 29
PB: 0
SB: 0
CS: 0

PITCHER	IP	WLS	BF	H	R	ER	SO	BB	IBB	HBP	BLK	WP	HR	S	P	ERA	WHIP
54 Sonny Gray, R (1, 1) ERA: 2.04	9.0	W	29	2	0	0	6	1	0	0	0	0	0	71	107	0.00	0.333

PITCHER	IP	WLS	BF	H	R	ER	SO	BB	IBB	HBP	BLK	WP	HR	S	P	ERA	WHIP

Cleveland Indians @ Cincinnati Reds

Great American Ball Park, Cincinnati, OH

Fri Jul 17 2015, 7:11 PM - 11:13 PM EDT

Att. 38,982 - Partly Cloudy - 89 F

TOP

livebaseballscorecards.com

Batter	1	2	3	4	5	6	7	8	9	AB	R	H	RBI	BB	SO	LOB
22 Jason Kipnis, L (1, 4) OBP: 0.400, SLG: 0.484	C SI 91 B SI 91 F CH 85 F FC 91 X FC 92 1-2 G4-3		C KC 80 B CH 87 X CH 87 1-1 1B		C FC 90 C KC 81 X FC 90 0-2 F7		B FF 94 F SI 93 C SI 95 F SI 95 X FF 91 1-2 F7			4	0	1	0	0	0	3
12 Francisco Lindor, S (1, 6) OBP: 0.257, SLG: 0.308	C KC 79 B FF 90 F KC 80 F SI 93 C FC 91 1-3 K		F SI 92 1 SAFE B SI 92 X FC 91 1-1 F8			S KC 79 B CH 85 X SI 91 1-1 23 2B 41 G6-3 1B		C CU 72 B FF 92 F FF 93 F FF 92 B FF 93 F CU 73 F FF 94 F CU 74 X CH 87 2-2 L8		4	1	1	0	0	1	1
23 Michael Brantley, L (1, 8) OBP: 0.369, SLG: 0.429	B SI 92 B SI 92 B SI 92 C SI 91 C FF 91 F KC 81 D KC 82 4-2 BB			F SI 91 B CH 85 B FC 90 B SI 92 F SI 91 X SI 93 3-2 F8		1 SAFE C FF 90 B SI 91 F SI 91 D FC 90 X SI 92 2-2 41 G6-3 1-3 2B		C FF 93 B FF 92 B FF 93 B CH 88 C FF 93 X FF 93 3-2 2B		3	0	2	0	1	0	0
7 David Murphy, L (1, 7) OBP: 0.362, SLG: 0.466	B SI 92 B SI 92 C KC 80 1 SAFE B KC 79 X SI 92 3-1 G4-3			B CH 86 C SI 92 B KC 82 C KC 79 F SI 92 F FC 91 X SI 92 2-2 G5-3		X KC 80 0-0 P6		D CU 74 B CU 74 B CH 86 C FF 92 X CH 86 3-1 G5-3		4	0	0	0	0	0	4
41 Carlos Santana, S (1, 3) OBP: 0.352, SLG: 0.381		B SI 90 X CH 85 1-0 44 G6-3 1B		B FC 91 C KC 79 X SI 92 1-1 G6-3		C KC 81 F FC 90 D SL 83 F SI 91 X SI 92 1-2 G6-3 2-3 3-H		B CU 74 B FF 93 X FF 92 2-0 P5		4	0	1	1	0	0	2
10 Yan Gomes, R (1, 2) OBP: 0.234, SLG: 0.331		F FF 90 X SI 91 0-1 F7			C KC 79 X SI 91 0-1 E5	S FC 90 X SL 82 0-1 F8			B SI 88 F SI 88 B SL 82 F SI 88 X SI 88 2-2 44 G4-3 2B	4	0	1	0	0	0	2
44 Brandon Moss, L (1, 9) OBP: 0.293, SLG: 0.421		F FF 91 C KC 80 D SL 82 F SI 92 F SI 91 B KC 80 X CH 87 2-2 G6-3 1-2f			X SI 91 0-0 P5		B SL 84 B FF 94 F SI 92 F SI 94 B FF 94 X SI 93 3-2 F7		S FS 83 X FS 83 0-1 G4-3 2-3	4	0	0	0	0	0	3
39 Gio Urshela, R (1, 5) OBP: 0.284, SLG: 0.320			C SI 90 F SI 90 S SL 80 0-3 K		B KC 80 F FC 90 F SI 92 X SL 82 1-2 P3		C SI 94 S SI 94 B SI 95 B FS 82 B SI 93 S FF 92 3-3 K 9 FC6-4		X SL 81 0-0 F9	4	0	0	0	0	2	2
47 Trevor Bauer, R (1, 1) OBP: 0.286, SLG: 0.167 24 Michael Bourn, L (5, PH) OBP: 0.297, SLG: 0.268 53 Jeff Manship, R (5, 1) 9 Ryan Raburn, R (7, PH) OBP: 0.380, SLG: 0.521 49 Austin Adams, R (7, 1) 57 Kyle Crockett, L (7, 1) 54 Ryan Webb, R (8, 1) 4 Mike Aviles, R (9, PH) OBP: 0.306, SLG: 0.352			B SI 91 B SI 91 X SI 92 2-0 G4-3		B CH 86 B SI 90 B SI 90 C SI 90 B SI 90 4-1 BB		X SI 92 0-0 FC6-4 1-2f		C SI 89 F SI 88 B SL 82 X SL 82 1-2 F8	1 0 0 1 0 0 0 0 1	0 0 0 0 0 0 0 0 0	0 0 0 0 0 0 0 0 0	0 1 0 0 0 0 0 0 0	0 0 0 0 0 0 0 0 0	0 0 0 1 0 0 0 0 0	0 0 0 0 0 0 0 0 1
Inning Stats	R: 0 E: 0 K: 1 S: 13 H: 0 LOB: 1 BB: 1 P: 22	R: 0 E: 0 K: 0 S: 8 H: 1 LOB: 0 BB: 0 P: 11	R: 0 E: 0 K: 1 S: 8 H: 1 LOB: 1 BB: 0 P: 12	R: 0 E: 0 K: 0 S: 10 H: 0 LOB: 0 BB: 0 P: 16	R: 0 E: 1 K: 0 S: 10 H: 0 LOB: 2 BB: 1 P: 15	R: 1 E: 0 K: 0 S: 12 H: 2 LOB: 1 BB: 0 P: 16	R: 0 E: 0 K: 1 S: 11 H: 0 LOB: 1 BB: 0 P: 18	R: 0 E: 0 K: 0 S: 13 H: 1 LOB: 1 BB: 0 P: 23	R: 0 E: 0 K: 0 S: 9 H: 1 LOB: 1 BB: 0 P: 12	1B: 3 2B: 3 3B: 0 HR: 0 SF: 0 SAC: 0 DP: 1 HBP: 0						

	AB	34
	R	1
	H	6
	RBI	1
	BB	2
	SO	3
	LOB	19

WP: 1 PA: 36
PB: 0
SB: 0
CS: 0

PITCHER		IP	WLS	BF	H	R	ER	SO	BB	IBB	HBP	BLK	WP	HR	S	P	ERA	WHIP
44 Mike Leake, R ERA: 3.95	(1, 1)	6.0	W	24	4	1	1	2	2	0	0	0	0	0	61	92	1.50	1.000
41 Ryan Mattheus, R ERA: 4.26	(7, 1)	1.0		4	0	0	0	1	0	0	0	0	1	0	11	18	0.00	0.000
60 J.J. Hoover, R ERA: 1.37	(8, 1)	1.0		4	1	0	0	0	0	0	0	0	0	0	13	23	0.00	1.000
25 Burke Badenhop, R ERA: 4.89	(9, 1)	1.0		4	1	0	0	0	0	0	0	0	0	0	9	12	0.00	1.000

PITCHER		IP	WLS	BF	H	R	ER	SO	BB	IBB	HBP	BLK	WP	HR	S	P	ERA	WHIP

Cleveland Indians @ Cincinnati Reds

Great American Ball Park, Cincinnati, OH

Fri Jul 17 2015, 7:11 PM - 11:13 PM EDT

Att. 38,982 - Partly Cloudy - 89 F

BOTTOM

Batter	1	2	3	4	5	6	7	8	9	AB	R	H	RBI	BB	SO	LOB
4 Brandon Phillips, R (1, 4) OBP: 0.311, SLG: 0.361	B FF 92 B FF 93 C FF 94 X FF 92 2-1 L3 ① S FC 87 B FF 94 B FF 94 S FC 86 D KC 79 B FF 95 4-2 BB		B FF 92 C FC 84 B CH 82 B FF 92 C SI 91 X FC 85 3-2 G1-4-3 ①		S CU 84 F CU 84 B CU 84 S SI 91 1-3 K ②	B CH 86 F SI 92 B SI 89 F SI 92 X SL 82 2-2 G5-3 ① 1-H		4	0	0	1	1	1	0
19 Joey Votto, L (1, 3) OBP: 0.392, SLG: 0.490	F FF 92 C FF 92 B FC 88 F FF 93 B KC 79 B SI 92 S SI 92 3-3 K ② S FF 94 B FF 94 S FC 87 C SI 94 1-3 K ③		S FC 86 B CH 85 B FF 94 B FF 94 X FF 94 3-1 HR		C SI 92 C SI 91 B SI 92 B CU 84 S CU 84 2-3 K ③	B SI 91 B CH 82 B SI 90 C SI 91 C SI 90 B CH 82 4-2 21 G5-4-3 BB		4	1	1	1	1	3	3
21 Todd Frazier, R (1, 5) OBP: 0.332, SLG: 0.576	F FC 84 F FC 83 F FF 95 X KC 78 0-2 G5-3 ③		B FF 93 X FC 83 1-0 F9 ① B FC 84 C FC 84 S SI 92 S KC 79 1-3 K ②			S FF 97 X FF 98 0-1 G6-3 ① X SI 89 0-0 G5-4-3 ②③ 1-2f		5	0	0	0	0	1	1
32 Jay Bruce, L (1, 9) OBP: 0.340, SLG: 0.462		F FF 92 B FC 85 S CH 84 B CH 84 S KC 77 2-3 K ① B CH 84 X CH 83 1-0 16 BB, 9 1B, 44 2B 1B F CH 85 C FC 85 S KC 78 0-3 K ③			X FF 98 0-0 G4-3 ②		4	1	1	0	0	2	0
9 Marlon Byrd, R (1, 7) OBP: 0.304, SLG: 0.478		F FF 93 F FF 93 F KC 78 X FF 95 0-2 HR D FC 84 X FF 94 1-0 16 BB, 44 2B 1-2 1B	B SI 92 B CU 83 X SI 93 2-0 2B		F FF 98 F FF 97 B SL 88 B FF 99 B FF 98 X FF 97 3-2 16 BB, 7 BB 1B		4	2	4	1	0	0	0
7 Eugenio Suárez, R (1, 6) OBP: 0.354, SLG: 0.473		C FF 94 S FC 85 X SI 94 0-2 16 1B, 44 SH 1B D FC 86 C FF 95 F FF 94 X KC 79 1-2 F9 ②	B SI 92 B SI 91 B SI 92 C SI 92 X SI 91 3-1 G6-3 ①		B FF 97 B FF 97 C FF 96 D FF 96 B FF 96 4-1 16 BB 1-2 BB		3	1	1	0	1	0	3
16 Tucker Barnhart, L (1, 2) OBP: 0.312, SLG: 0.374		B FF 93 F CH 84 B FF 93 X CH 86 2-1 6 SH1-3, 44 SH 1B 1-3 C SI 92 S FC 86 2 SAFE D KC 79 B SI 95 F FC 86 B FF 97 B SI 96 4-2 44 2B BB 1-2 2-3	F SI 92 F SI 92 X CU 83 0-2 L8 ②		F FF 97 B FF 97 F FF 96 F CH 90 B FF 98 B FF 96 B FF 97 4-2 1-2 2-3 BB		2	0	1	0	2	0	1
44 Mike Leake, R (1, 1) 41 Ryan Mattheus, R (7, 1) 55 Skip Schumaker, L (7, PH) OBP: 0.304, SLG: 0.300 60 J.J. Hoover, R (8, 1) 25 Burke Badenhop, R (9, 1)		B FF 94 X FF 94 1-0 SH 6 SH1-3 1-2 3-H	X FF 96 0-0 2B 1-3 2-H 3-H	X CU 83 0-0 G6-3 ③	B FF 89 B FF 88 X FF 87 2-0 G3 ③		2 0 1 0 0	0 0 0 0 0	1 0 0 0 0	3 0 0 0 0	0 0 0 0 0	0 0 3 0 0	1 0 0 0 0
6 Billy Hamilton, S (1, 8) OBP: 0.269, SLG: 0.287		X FF 94 0-0 SH1-3 ② 1-2 2-3	F FF 94 D FC 88 X SI 94 1-1 F8 ③		B SI 92 F SI 91 X SI 91 1-1 G4-3 ①	B SI 93 B SI 89 B SI 91 C SI 89 F SI 91 F SI 90 X SI 92 3-2 4 E, 4 S, 4 G5-3 1B		3	1	1	0	0	0	2
Inning Stats	R: 0 E: 0 K: 1 S: 10 H: 0 LOB: 0 BB: 0 P: 15	R: 2 E: 0 K: 2 S: 19 H: 3 LOB: 3 BB: 1 P: 29	R: 2 E: 0 K: 0 S: 12 H: 3 LOB: 2 BB: 1 P: 21	R: 1 E: 0 K: 2 S: 11 H: 1 LOB: 0 BB: 0 P: 18	R: 0 E: 0 K: 0 S: 7 H: 1 LOB: 1 BB: 0 P: 12	R: 0 E: 0 K: 2 S: 8 H: 0 LOB: 0 BB: 0 P: 12	R: 0 E: 0 K: 0 S: 11 H: 1 LOB: 3 BB: 2 P: 24	R: 1 E: 0 K: 0 S: 10 H: 1 LOB: 0 BB: 1 P: 19		1B: 6 2B: 2 3B: 0 HR: 2 SF: 0 SAC: 2 DP: 1 HBP: 0			WP: 0 PB: 0 SB: 1 CS: 0 PA: 39	

livebaseballscorecards.com

AB	32
R	6
H	10
RBI	6
BB	5
SO	7
LOB	14

PITCHER		IP	WLS	BF	H	R	ER	SO	BB	IBB	HBP	BLK	WP	HR	S	P	ERA	WHIP
47 Trevor Bauer, R ERA: 4.03	(1, 1)	4.0	L	22	7	5	5	5	2	0	0	0	0	2	52	83	11.25	2.250
53 Jeff Manship, R ERA: 0.9	(5, 1)	2.0		7	1	0	0	2	0	0	0	0	0	0	15	24	0.00	0.500
49 Austin Adams, R ERA: 2.87	(7, 1)	0.2		5	1	0	0	0	2	0	0	0	0	0	10	21	0.00	4.500
57 Kyle Crockett, L ERA:	(7, 1)	0.1		1	0	0	0	0	0	0	0	0	0	0	1	3	0.00	0.000
54 Ryan Webb, R ERA: 2.73	(8, 1)	1.0		4	1	1	0	0	1	0	0	0	0	0	10	19	0.00	2.000

PITCHER	IP	WLS	BF	H	R	ER	SO	BB	IBB	HBP	BLK	WP	HR	S	P	ERA	WHIP

Cleveland Indians @ Cincinnati Reds

Great American Ball Park, Cincinnati, OH

Sat Jul 18 2015, 7:12 PM - 10:15 PM EDT

Att. 39,588 - Clear - 91 F

TOP

livebaseballscorecards.com

Batter	1	2	3	4	5	6	7	8	9	AB	R	H	RBI	BB	SO	LOB
22 Jason Kipnis, L (1, 4) OBP: 0.402, SLG: 0.485	F FF 90 X SL 86 0-1 12 1B 23 HR 1B	C SI 93 S SI 93 S SL 88 0-3 ③ K		B CH 89 C FF 93 B FF 93 B FF 93 X SI 93 3-1 ③ G5-3			B SI 93 B SI 92 B SI 93 C FF 94 B FF 94 4-1 23 G3-1 12 S 10 HR BB	C FF 98 X SI 99 0-1 12 1B 1B		4	2	2	0	1	1	1
12 Francisco Lindor, S (1, 6) OBP: 0.271, SLG: 0.330	1 SAFE F SI 90 X SI 92 0-1 1-2 23 HR 1B		X KC 78 0-0 41 2B 2B		B SI 90 S FF 91 F FF 92 B SL 86 T FF 92 2-2 ① K		B FF 93 B SI 92 X SI 92 2-0 ① F8 1-2	C SI 97 T CH 90 X CH 90 0-2 1-2 1B		5	2	3	0	0	1	1
23 Michael Brantley, L (1, 7) OBP: 0.366, SLG: 0.435	C SI 91 X SI 92 0-1 1-H 2-H HR		C FF 91 F FF 94 F SL 88 F CH 87 B FF 93 X FF 93 1-2 ① L4		B SL 88 B SI 92 X CH 88 2-1 ② G3-1		C SI 92 B SL 86 F SI 93 X SI 94 1-2 ② G3-1 2-3	F FF 99 X FF 99 0-1 ③ P6		5	1	1	3	0	0	4
41 Carlos Santana, S (1, 3) OBP: 0.359, SLG: 0.390	B FF 91 B KC 78 X FF 94 2-0 ① F8		D SI 92 S CH 87 X SI 92 1-1 44 HR 2-H 2B		S CH 86 B CH 88 X SI 92 1-1 2B		B SI 94 B SI 93 C SI 92 B SI 93 B FF 96 4-1 10 S 10 HR BB		C SI 94 B SI 95 S CU 87 B SI 95 F SL 91 F CU 86 B CH 88 B SI 94 4-2 10 G2-3 BB	3	2	2	1	2	0	0
10 Yan Gomes, R (1, 2) OBP: 0.233, SLG: 0.346	B SL 88 S SL 88 S SL 90 B SL 89 F FF 93 F SL 90 X SI 93 2-2 ② G5-3		F SL 87 X SI 91 0-1 ② F8		F SL 88 F SL 88 C FF 93 0-3 ③ K		B FF 95 D SI 92 X SI 93 2-0 1-H 3-H HR		B SL 89 F FF 93 B SI 93 X SI 93 2-1 ① G2-3 1-2	5	1	1	3	0	1	3
44 Brandon Moss, L (1, 9) OBP: 0.294, SLG: 0.429	C SI 92 X FF 94 0-1 ③ G3		F CH 86 F SI 91 X SL 87 0-2 2-H HR			X SI 94 0-0 ① G6-3	C FF 94 B SI 94 B SL 87 B SI 92 B SI 92 4-1 BB		F SI 92 F SL 88 T SI 93 0-2 ② K	4	1	1	2	1	1	1
39 Gio Urshela, R (1, 5) OBP: 0.281, SLG: 0.308		B SL 86 X SL 87 1-0 ① L8	X SL 87 0-0 ③ G6-3			H FF 95 1-0 24 FC3-6 HBP	B SI 89 C SI 88 X SI 89 1-1 ③ L8		S SL 90 S SL 89 X SL 87 0-2 ③ P4	4	0	0	0	0	0	2
24 Michael Bourn, L (1, 8) OBP: 0.296, SLG: 0.267		C SI 91 X FF 93 0-1 28 G1-3 1B		C SI 91 B FF 92 C FF 91 B KC 81 B FF 93 X SI 92 3-2 ① L7		C SI 93 X SI 93 0-1 ② FC3-6 1-2f		B SI 96 X SI 97 1-0 ① L7		4	0	1	0	0	0	1
28 Corey Kluber, R (1, 1) 37 Cody Allen, R (8, 1) 34 Zach McAllister, R (9, 1)		L CH 88 L SI 92 X SL 87 0-2 ② G1-3 1-2		B SI 93 C FF 93 S SL 90 T SL 90 1-2 ② K		S FF 94 X FF 94 0-1 ③ F9		C SI 97 C FF 98 B FF 98 B SI 98 S SI 97 2-3 ② K		4 0 0	0 0 0	0 0 0	0 0 0	0 0 0	2 0 0	2 0 0
Inning Stats	R: 3 E: 0 K: 0 S: 14 H: 3 LOB: 0 BB: 0 P: 18	R: 0 E: 0 K: 1 S: 9 H: 1 LOB: 1 BB: 0 P: 10	R: 3 E: 0 K: 0 S: 14 H: 3 LOB: 0 BB: 0 P: 16	R: 0 E: 0 K: 1 S: 8 H: 0 LOB: 0 BB: 0 P: 15	R: 0 E: 0 K: 2 S: 10 H: 1 LOB: 1 BB: 0 P: 15	R: 0 E: 0 K: 0 S: 5 H: 0 LOB: 1 BB: 0 P: 6	R: 3 E: 0 K: 0 S: 10 H: 1 LOB: 1 BB: 3 P: 28	R: 0 E: 0 K: 1 S: 11 H: 2 LOB: 2 BB: 0 P: 14	R: 0 E: 0 K: 1 S: 12 H: 0 LOB: 1 BB: 1 P: 18	1B: 5 2B: 3 3B: 0 HR: 3 SF: 0 SAC: 0 DP: 0 HBP: 1						

AB	38
R	9
H	11
RBI	9
BB	4
SO	6
LOB	15

WP: 0 PB: 0 SB: 2 CS: 0 PA: 43

PITCHER		IP	WLS	BF	H	R	ER	SO	BB	IBB	HBP	BLK	WP	HR	S	P	ERA	WHIP
28 Anthony DeSclafani, R ERA: 3.99	(1, 1)	5.0	L	23	8	6	6	4	0	0	0	0	0	2	55	74	10.80	1.600
58 Nate Adcock, R ERA: 6.43	(6, 1)	1.2		10	1	3	3	0	3	0	1	0	0	1	13	31	16.20	2.400
25 Burke Badenhop, R ERA: 4.84	(7, 1)	0.1		1	0	0	0	0	0	0	0	0	0	0	2	3	0.00	0.000
70 Jumbo Díaz, R ERA: 6.38	(8, 1)	1.0		5	2	0	0	1	0	0	0	0	0	0	11	14	0.00	2.000
62 Pedro Villarreal, R ERA: 4.58	(9, 1)	1.0		4	0	0	0	1	1	0	0	0	0	0	12	18	0.00	1.000

PITCHER	IP	WLS	BF	H	R	ER	SO	BB	IBB	HBP	BLK	WP	HR	S	P	ERA	WHIP

Cleveland Indians @ Cincinnati Reds

Great American Ball Park, Cincinnati, OH

Sat Jul 18 2015, 7:12 PM - 10:15 PM EDT

Att. 39,588 - Clear - 91 F

BOTTOM

livebaseballscorecards.com

Batter	1	2	3	4	5	6	7	8	9	AB	R	H	RBI	BB	SO	LOB
4 Brandon Phillips, R (1, 4) OBP: 0.317, SLG: 0.366	B FF 92 F FF 93 S SL 90 B SL 89 B SI 93 X FF 94 3-2 19 2B 32 SF9-2-5 1B		B SI 92 S SL 89 S CU 81 X SL 88 1-2 ③ F7			B SL 86 B FF 92 X SL 88 2-0 21 FC3-6 19 1B 1B		S SL 88 F CU 83 X CU 83 0-2 21 F8 19 BB 32 HR 1B		4	2	3	0	0	0	0
19 Joey Votto, L (1, 3) OBP: 0.398, SLG: 0.498	X SI 92 0-0 32 SF9-2-5 1-3 2B			C SI 92 X CH 84 0-1 21 FC5-4 1B		B SI 92 C SL 87 F SI 93 X FF 94 1-2 21 FC3-6 1-2 1B		F SI 92 F FF 92 F SL 88 B CU 83 B CU 83 B FF 93 F SI 94 B SI 93 4-2 21 F8 32 HR 1-2 BB		3	1	3	0	1	0	0
21 Todd Frazier, R (1, 5) OBP: 0.329, SLG: 0.570	S SL 89 F SL 88 D SL 90 X SI 94 1-2 ① G1-3			F FF 91 F SI 92 F FF 93 D SL 88 X SL 91 1-2 ① FC5-4 32 1B 1-2f		X CU 84 0-0 ① FC3-6 1-2f 2-3		B SL 90 F FF 93 D FF 93 X SL 89 2-1 ② F8 1-2 2-3		4	0	0	0	0	0	7
32 Jay Bruce, L (1, 9) OBP: 0.342, SLG: 0.474	F SL 90 X CH 85 0-1 ② SF9-2-5 ③ 2-3 3-H			S SI 92 S SL 88 B SI 93 X SL 88 1-2 1-2 1B		S SL 89 D SL 90 S SL 90 B SL 89 B SI 94 F SL 90 F FF 94 S SL 90 3-3 ② K		B FF 94 C FF 94 B KC 85 B FF 94 F FF 95 F FF 95 F FF 95 X FF 95 3-2 2-H 3-H HR		3	1	2	4	0	1	2
9 Marlon Byrd, R (1, 7) OBP: 0.299, SLG: 0.470		B FF 93 X SL 88 1-0 ① L7		C FF 92 F SL 89 F CU 83 B FF 93 B CU 83 S SL 89 2-3 ② K		S SI 93 C CU 83 S SL 90 0-3 ③ K		F FF 95 C KC 86 B FF 94 X KC 85 1-2 ③ F8		4	0	0	0	0	2	4
29 Brayan Peña, S (1, 2) OBP: 0.348, SLG: 0.316		B SI 93 F SL 88 B SL 88 X SI 91 2-1 ② L7		B CU 81 B FF 92 B SI 93 C FF 93 X FF 93 3-1 ③ F8			B SI 90 F SL 88 X FF 91 1-1 ① P5		X FF 94 0-0 ① G6-3	4	0	0	0	0	0	2
7 Eugenio Suárez, R (1, 6) OBP: 0.340, SLG: 0.454		C FF 92 F SL 89 S SI 92 0-3 ③ K			X FF 91 0-0 ① L8		B FF 91 C CU 81 X SL 89 1-1 ② L9		C FF 96 T FC 91 S FF 96 0-3 ② K	4	0	0	0	0	2	0
28 Anthony DeSclafani, R (1, 1) OBP: 0.255, SLG: 0.258 30 Jason Bourgeois, R (5, PH) OBP: 0.154, SLG: 0.154 58 Nate Adcock, R (6, 1) 25 Burke Badenhop, R (7, 1) 55 Skip Schumaker, L (7, PH) OBP: 0.301, SLG: 0.298 70 Jumbo Díaz, R (8, 1) 62 Pedro Villarreal, R (9, 1) 3 Iván De Jesús Jr., R (9, PH) OBP: 0.310, SLG: 0.431			C FF 92 X SL 90 0-1 ① G1-3		C SL 88 B SL 89 X SI 93 1-1 ② G6-3		B SI 91 B SL 87 F FF 92 X FF 92 2-1 ③ F8		C FF 96 B FF 97 B FC 92 F FF 96 B FF 96 B FF 96 4-2 6 DI BB	1 1 0 0 1 0 0 0	0 0 0 0 0 0 0 0	0 0 0 0 0 0 0 0	0 0 0 0 0 0 0 1	0 0 0 0 0 0 0 0	0 0 0 0 0 0 0 0	0 0 0 0 0 0 0 0
6 Billy Hamilton, S (1, 8) OBP: 0.266, SLG: 0.283			B FF 93 T SL 88 B SI 93 T FF 94 T SL 90 2-2 ② K		B CU 81 B SI 94 X SI 93 2-0 ③ L9			F SL 88 F SL 87 X FF 92 0-2 ① G6-3	B FF 95 C FF 95 C FF 96 B CU 81 X FF 97 2-2 ③ F7 1-2	4	0	0	0	0	1	1

Inning Stats																									
	R: 1	H: 2	R: 0	H: 0	R: 0	H: 0	R: 0	H: 2	R: 0	H: 0	R: 0	H: 2	R: 0	H: 0	R: 3	H: 2	R: 0	H: 0	1B: 6	SF: 1	WP: 0	PA: 36			
	E: 0	LOB: 0	E: 0	LOB: 0	E: 0	LOB: 0	K: 1	LOB: 2	E: 0	LOB: 0	E: 0	LOB: 2	E: 0	LOB: 0	E: 0	LOB: 0	K: 1	LOB: 1	2B: 2	SAC: 0	PB: 0				
	K: 0	BB: 0	K: 1	BB: 0	K: 1	BB: 0	K: 0	BB: 0	K: 0	BB: 0	K: 0	BB: 0	K: 0	BB: 0	K: 0	BB: 1	K: 1	BB: 1	3B: 0	DP: 1	SB: 0				
	S: 9	P: 13	S: 6	P: 9	S: 8	P: 11	S: 15	P: 22	K: 0	BB: 0	S: 13	P: 19	S: 6	P: 10	S: 21	P: 31	S: 9	P: 15	HR: 1	HBP: 0	CS: 0				

PITCHER		IP	WLS	BF	H	R	ER	SO	BB	IBB	HBP	BLK	WP	HR	S	P	ERA	WHIP
28 Corey Kluber, R ERA: 3.38	(1, 1)	7.2	W	30	7	3	3	5	1	0	0	0	0	0	73	109	3.52	1.043
37 Cody Allen, R ERA: 3.35	(8, 1)	0.1		2	1	1	1	0	0	0	0	0	0	1	9	13	27.00	3.000
34 Zach McAllister, R ERA: 3.07	(9, 1)	1.0		4	0	0	0	1	1	0	0	0	0	0	9	15	0.00	1.000

PITCHER	IP	WLS	BF	H	R	ER	SO	BB	IBB	HBP	BLK	WP	HR	S	P	ERA	WHIP

Cleveland Indians @ Cincinnati Reds

Great American Ball Park, Cincinnati, OH

Sun Jul 19 2015, 1:12 PM - 6:10 PM EDT

Att. 36,302 - Cloudy - 86 F

TOP

livebaseballscorecards.com

Batter	1	2	3	4	5	6	7	8	9	10	11	AB	R	H	RBI	BB	SO	LOB
22 Jason Kipnis, L (1, 4) OBP: 0.405, SLG: 0.485	C CH 87 F FC 89 F SL 83 X SL 84 0-2 23 1B 1B	B SI 90 B FC 88 B CH 82 B FF 92 4-0 12 BB 1-2 2-3 BB		B FC 91 B FC 90 C CH 84 S FF 94 D FC 87 B FF 94 4-2 23 BB BB		B SI 92 L SI 92 C SI 94 F SI 94 B FF 92 F FF 92 F SI 93 F FS 82 X SI 94 2-2 23 BB 1-2 2-3 1B	B SI 93 B SI 94 F FF 93 S SL 85 X SL 84 2-2 ③ G4-3		C FF 97 B FF 99 S SL 86 F FF 100 B FF 100 B SL 84 F FF 98 S FF 97 3-3 ② K	B SI 91 F FF 92 D SL 90 C SI 92 F SI 93 X CH 85 2-2 ② SF7 3-H	4	0	2	1	2	1	3
12 Francisco Lindor, S (1, 6) OBP: 0.280, SLG: 0.331	F FC 88 B FC 86 X SL 85 1-1 ① L8	B FC 88 B CH 81 B CH 81 C FC 90 C FF 92 B FF 93 4-2 1-2 2-3 3-H BB		B CH 84 X FC 90 1-0 ② P5		X SI 93 0-0 ① F7	L FF 92 S FF 94 X FF 95 0-2 ① F7			B FF 98 B FF 97 S FF 95 1 SAFE X FF 95 2-1 23 BB 1-2 1B	X SI 92 0-0 ③ 1-2 2-H 1B	6	0	2	1	1	0	7
23 Michael Brantley, L (1, 7) OBP: 0.371, SLG: 0.434	X FC 89 0-0 1-3 1B	F FC 89 B FF 92 B CH 79 X CH 84 2-1 ③ G5-3		B FF 94 B FC 90 C FF 94 C FF 94 B FF 94 B FF 94 4-2 1-2 2-3 3-H BB		F SL 82 B SL 84 B FF 93 F SL 83 B FF 93 B SL 83 4-2 1-2 2-3 3-H BB	F FF 94 X FF 89 0-1 ② F7		B FF 100 B FF 98 B FF 100 B FF 99 4-0 1-2 2-3 BB		3	0	1	2	3	0	3
41 Carlos Santana, S (1, 3) OBP: 0.364, SLG: 0.384 37 Cody Allen, R (8, 1) 39 Gio Urshela, R (10, PH) OBP: 0.278, SLG: 0.306 53 Jeff Manship, R (10, 1) 1 SAFE 35 Marc Rzepczynski, L (10, 1) 34 Zach McAllister, R (11, 1)	B CH 80 B FC 87 S CH 81 B CH 82 C FC 88 F CH 83 1 SAFE X FF 93 3-2 ② F7		B FC 86 C CH 82 B SL 81 F FF 92 B FF 94 X FF 93 3-2 ① P6	B FF 93 C CH 82 B FF 93 C CH 82 B FF 95 S CH 81 3-3 ③ K		B FF 94 F SI 93 X FF 93 1-1 ② L6	B CU 77 B CU 75 F FF 89 C FF 95 F SL 85 B FF 96 X FF 96 3-2 ③ P5		C FF 98 F FF 100 B FF 100 B FF 100 F FF 99 B SL 86 S FF 97 3-3 ③ K		5 0 1 0 0 0	0 0 0 0 0 0	0 0 0 0 0 0	0 0 0 0 0 0	1 0 1 0 0 0	8 0 3 0 0 0
7 David Murphy, L (1, 9) OBP: 0.357, SLG: 0.458 9 Ryan Raburn, R (6, PH) OBP: 0.371, SLG: 0.508 (6, 9)	C FF 92 B FF 92 T FF 92 F FF 92 S FF 92 1-3 ③ K		S CH 83 B FC 88 F FF 93 F FF 95 B FF 94 F FF 94 B FF 94 X CH 82 3-2 ② L8		X CH 90 0-0 ① G4-3	C FF 93 X FF 93 0-1 ③ G4-3			B SL 82 F FF 96 F FF 97 S CH 86 1-3 ① K	C CU 84 S CU 85 B CU 86 C SI 94 1-3 ① K	3 3	0 0	0 0	0 0	0 2	1 3	2 3
4 Mike Aviles, R (1, 5) OBP: 0.306, SLG: 0.351		B FC 88 F FC 90 X FF 91 1-1 ① P3	B SI 94 B FC 88 X FC 86 2-0 ③ F7		B SI 96 B SL 86 X FF 95 2-0 ② F9		C FS 82 B FF 90 B SL 82 X FF 91 2-1 55 SH1-3 24 1B 1B		B FF 98 X FF 96 1-0 ② G4-3		C SI 92 B CU 86 S CU 86 B FF 93 B SI 94 X SI 93 3-2 44 1B 10 BB 24 1B 1B	6	1	2	0	0	0	0
24 Michael Bourn, L (1, 8) OBP: 0.301, SLG: 0.273		B CH 80 S CH 82 X FF 91 1-1 ② P6		L FF 91 B CH 84 X FC 89 1-1 59 SH5-4 55 BB 23 BB 1B	C SI 97 C B FF 97 C SL 85 1-3 ③ K		B FF 92 C SI 91 X FF 93 1-1 55 SH1-3 1-2 1B		F FF 98 C FF 98 B FC 100 B FF 99 F FF 99 B FF 99 S FF 99 3-3 ③ K		X SI 92 0-0 10 BB 44 1B 22 SF7 1-2 1B	6	2	3	0	0	2	0
55 Roberto Pérez, R (1, 2) OBP: 0.358, SLG: 0.415 27 Bryan Shaw, S (7, 1) 44 Brandon Moss, L (8, 3) OBP: 0.295, SLG: 0.430		B SL 85 B SL 86 S SL 84 S FF 91 B CH 82 B FF 92 4-2 22 BB 59 1B 12 BB BB		1 SAFE B SI 91 B FC 86 B FC 86 B FF 91 4-0 23 BB 59 SH5-4 1-2 BB		B SL 83 C FF 93 B SL 84 B SI 93 B FF 94 4-1 22 1B 59 SH 23 BB BB	X FF 93 0-0 ① SH1-3 1-2 2-3			B FF 95 C FF 97 B SL 84 B FF 96 S FF 94 S FF 95 3-3 ① K	B SI 93 F SI 93 X SI 94 1-1 10 BB 12 1B 1-2 2-3 1B	0 0 2	2 0 0	0 0 1	0 0 0	3 0 1	0 0 0	0 0 0
59 Carlos Carrasco, R (1, 1) OBP: 1.000, SLG: 1.000 10 Yan Gomes, R (7, PH) OBP: 0.241, SLG: 0.348 (7, 2)	C FC 90 F FC 88 X FC 86 0-2 12 BB 22 BB 1-2 1B		X FC 90 0-0 ① SH5-4 1-2 2-3	B FF 91 1 SAFE B FF 92 L SI 92 L SI 92 X SI 92 2-2 SH 23 BB 22 1B 1-2	B FF 93 C SI 94 B SL 84 F FF 93 B SL 84 F SL 84 X FF 93 3-2 ② L8			C SL 86 X FF 98 0-1 23 BB 12 1B 1B	B SL 89 B SI 94 B FF 93 C SI 93 F SI 94 F SI 93 B SI 92 4-2 12 1B 1-2 2-3 3-H BB	1 2	0 0	1 1	0 1	0 0	0 2	0 2
Inning Stats	R: 0 E: 0 K: 1 S: 15 H: 2 LOB: 2 BB: 0 P: 20	R: 1 E: 0 K: 0 S: 13 H: 1 LOB: 3 BB: 3 P: 29	R: 0 E: 0 K: 0 S: 9 H: 0 LOB: 0 BB: 0 P: 17	R: 1 E: 0 K: 1 S: 11 H: 1 LOB: 3 BB: 3 P: 28	R: 0 E: 0 K: 1 S: 5 H: 0 LOB: 0 BB: 0 P: 8	R: 1 E: 1 K: 0 S: 18 H: 1 LOB: 3 BB: 2 P: 31	R: 0 E: 0 K: 0 S: 12 H: 2 LOB: 2 BB: 0 P: 20	R: 0 E: 0 K: 0 S: 9 H: 0 LOB: 0 BB: 0 P: 12	R: 0 E: 0 K: 2 S: 8 H: 0 LOB: 0 BB: 0 P: 13	R: 0 E: 0 K: 3 S: 16 H: 2 LOB: 3 BB: 1 P: 31	R: 2 E: 0 K: 1 S: 17 H: 4 LOB: 2 BB: 1 P: 28	1B: 13 2B: 0 3B: 0 HR: 0	SF: 1 SAC: 3 DP: 0 HBP: 0	WP: 0 PB: 0 SB: 0 CS: 0	PA: 56					

PITCHER	IP	WLS	BF	H	R	ER	SO	BB	IBB	HBP	BLK	WP	HR	S	P	ERA	WHIP
47 Johnny Cueto, R (1, 1) ERA: 2.79	4.0		22	4	2	2	2	6	0	0	0	0	0	48	94	4.50	2.500
70 Jumbo Díaz, R (5, 1) ERA: 6.12	1.0		3	0	0	0	1	0	0	0	0	0	0	5	8	0.00	0.000
41 Ryan Mattheus, R (6, 1) ERA: 4.21	0.1		4	1	1	0	0	1	0	0	0	0	0	12	20	0.00	6.000
43 Manny Parra, L (6, 1) ERA: 4.0	1.2		8	2	0	0	0	1	0	0	0	0	0	18	31	0.00	1.800
60 J.J. Hoover, R (8, 1) ERA: 1.34	1.0		3	0	0	0	0	0	0	0	0	0	0	9	12	0.00	0.000

PITCHER	IP	WLS	BF	H	R	ER	SO	BB	IBB	HBP	BLK	WP	HR	S	P	ERA	WHIP
54 Aroldis Chapman, L (9, 1) ERA: 1.6	2.0		9	2	0	0	5	1	0	0	0	0	0	24	44	0.00	1.500
62 Pedro Villarreal, R (11, 1) ERA: 5.23	1.0	L	7	4	2	2	1	1	0	0	0	0	0	17	28	18.00	5.000

AB	42
R	5
H	13
RBI	5
BB	10
SO	9
LOB	31

Cleveland Indians @ Cincinnati Reds

Great American Ball Park, Cincinnati, OH

Sun Jul 19 2015, 1:12 PM - 6:10 PM EDT

Att. 36,302 - Cloudy - 86 F

livebaseballscorecards.com

BOTTOM

Batter	1	2	3	4	5	6	7	8	9	10	11	AB	R	H	RBI	BB	SO	LOB
4 Brandon Phillips, R (1, 4) (11, 6) OBP: 0.318, SLG: 0.367	C FF 95 B FF 94 X SL 87 1-1 19 G1-3 1B		X FF 94 0-0 ② G5-3		B FF 92 C FF 95 B CH 89 S SL 89 B FF 96 F FF 96 F SL 88 X SI 96 3-2 ② ③ G6-3 1-2			X FC 91 0-0 3 BB 19 1B 1B		X SI 92 0-0 ① F9		5	1	2	0	0	0	1
3 Iván De Jesús Jr., R (1, 5) OBP: 0.329, SLG: 0.426 1 SAFE 62 Pedro Villarreal, R (11, 1)	C FF 94 D SL 86 F SI 94 F FF 96 T SI 94 1-2 ① K		B FF 95 F FF 95 H SI 94 2-1 19 1B HBP			B SI 94 X FF 94 1-0 19 G4-6-3 1B		C SL 79 B SL 79 B FC 91 S FC 92 D FC 92 F FC 92 B FC 92 4-2 19 1B 1-2 BB		C SI 92 C CU 84 B CU 84 F SI 92 X SI 93 2-2 ② G4-3		3	0	1	0	1	1	1
												0	0	0	0	0	0	0
19 Joey Votto, L (1, 3) OBP: 0.401, SLG: 0.503	F SI 94 B SL 87 B SI 94 F SL 88 B SI 94 X CH 88 3-2 ② G1-3 1-2		B FF 92 X SI 93 1-0 1-2 1B			X SI 93 0-0 ① ② G4-6-3 1-2f		F FF 96 B FF 95 X KC 86 1-1 1-3 2-H 1B		B SI 91 C SI 91 B SL 82 X SI 92 2-1 2B		5	0	3	1	0	0	2
32 Jay Bruce, L (1, 9) OBP: 0.338, SLG: 0.468 54 Aroldis Chapman, L (9, 1) 16 Tucker Barnhart, L (10, PH) OBP: 0.309, SLG: 0.370 (11, 9)	C FF 95 F SI 93 S SL 89 0-3 ③ K		B SI 94 S FF 93 F SI 94 B SL 89 T CH 89 2-2 ③ K			X SI 93 0-0 ③ G6-3		X FF 96 0-0 F8		B SI 93 X SI 91 1-0 ③ G5-3		4	0	0	0	0	2	5
												0	0	0	0	0	0	0
												1	0	0	0	0	0	1
29 Brayan Peña, S (1, 2) OBP: 0.340, SLG: 0.308		B SI 94 X SI 94 1-0 ① L8		B CU 80 C SI 93 X CH 86 1-1 ① L8			C FC 92 B FC 93 S FC 93 X FC 94 1-2 ① G4-3		F FF 95 F FF 95 C KC 86 0-3 ① K		B SI 89 X SI 91 1-0 ① G6-3	5	0	0	0	0	1	0
9 Marlon Byrd, R (1, 7) OBP: 0.294, SLG: 0.461		B FF 95 X SI 94 1-0 ② F7		S FF 94 F SI 95 S CU 83 0-3 ② K			X FC 92 0-0 ② L9		F KC 86 B FF 94 S KC 86 S KC 86 1-3 ② K		C FF 96 B FC 89 B FF 94 S FF 96 S SI 96 2-3 ② K	5	0	0	0	0	3	0
7 Eugenio Suárez, R (1, 6) OBP: 0.352, SLG: 0.500 (11, 5)		B FF 96 B SI 94 C FF 93 X SL 86 2-1 HR		C FF 95 F CH 88 F SI 96 S CU 83 0-3 ③ K			B FC 93 C FC 92 X SL 82 1-1 ③ F9		C FF 96 X KC 86 0-1 30 1B 2B		X FF 96 0-0 30 DI 1B	5	2	3	1	0	1	0
47 Johnny Cueto, R (1, 1) OBP: 0.000, SLG: 0.000 70 Jumbo Díaz, R (8, 1) 21 Todd Frazier, R (3, PH) 41 Ryan Matthwus, R (8, 1) 43 Manny Parra, L (8, 1) 60 J.J. Hoover, R (8, 1) 30 Jason Bourgeois, R (3, PH) OBP: 0.000, SLG: 0.000 (8, 9) (10, 8)	C FF 95 X FF 92 0-1 ③ G2				B SL 88 F SI 95 F SI 94 S CU 84 1-3 ① K			B FC 91 F FC 91 C FC 91 X SL 79 1-2 ① F9	B FF 96 S FF 96 B FF 96 B KC 86 X FF 96 3-1 2-H 1B		C SI 96 C FC 90 F FF 98 S FF 97 0-3 ③ K 1-2	1 0 0 0 0 0 0 0 0 0 0 0 0 0 1 0 0 0 0 1 0 0 0 0 0 0 0 0 0 0 0 0 0 0 0 0 0 0 0 0 0 0 3 0 1 1 0 1 1						
6 Billy Hamilton, S (1, 8) OBP: 0.266, SLG: 0.281 55 Skip Schumaker, L (9, PH) OBP: 0.299, SLG: 0.295 (10, 9) (11, 4)			X CH 91 0-0 ① B5-3		C FF 94 L CU 84 B SL 86 B SL 87 B CH 87 F FF 95 F FF 96 B FF 96 4-2 4 CS BB			B FC 92 B FC 91 B FC 92 C FC 90 F FC 90 X FC 92 3-2 ② L9	S FF 95 S KC 88 S KC 86 0-3 ③ K			2	0	0	0	1	0	0
												1	0	0	0	0	1	1
Inning Stats	R: 0 E: 0 K: 2 S: 12 H: 1 LOB: 1 BB: 0 P: 17	R: 1 E: 0 K: 0 S: 6 H: 1 LOB: 0 BB: 0 P: 10	R: 0 E: 0 K: 1 S: 7 H: 1 LOB: 2 BB: 0 P: 12	R: 0 E: 0 K: 2 S: 9 H: 0 LOB: 0 BB: 0 P: 10	R: 0 E: 0 K: 1 S: 12 H: 0 LOB: 0 BB: 1 P: 20	R: 0 E: 0 K: 0 S: 3 H: 1 LOB: 0 BB: 0 P: 4	R: 0 E: 0 K: 0 S: 6 H: 0 LOB: 0 BB: 0 P: 8	R: 1 E: 0 K: 0 S: 13 H: 2 LOB: 2 BB: 1 P: 22	R: 1 E: 0 K: 3 S: 13 H: 2 LOB: 1 BB: 0 P: 17	R: 0 E: 0 K: 0 S: 9 H: 1 LOB: 1 BB: 0 P: 14	R: 0 E: 0 K: 2 S: 9 H: 1 LOB: 1 BB: 0 P: 12	1B: 7 2B: 2 3B: 0 HR: 1	SF: 0 SAC: 0 DP: 1 HBP: 1					

AB	41
R	3
H	10
RBI	3
BB	2
SO	11
LOB	12

WP: 0 PB: 0 SB: 0 CS: 1 PA: 44

PITCHER		IP	WLS	BF	H	R	ER	SO	BB	IBB	HBP	BLK	WP	HR	S	P	ERA	WHIP
59 Carlos Carrasco, R ERA: 3.94	(1, 1)	6.0		22	4	1	1	6	1	0	1	0	0	1	49	73	1.50	0.833
27 Bryan Shaw, R ERA: 1.89	(7, 1)	1.2	H	7	1	1	1	0	1	0	0	0	0	0	16	26	5.40	1.200
37 Cody Allen, R ERA: 3.46	(8, 1)	1.1	B	7	3	1	1	3	0	0	0	0	0	0	16	21	6.75	2.250
53 Jeff Manship, R ERA: 0.84	(10, 1)	0.2		2	0	0	0	0	0	0	0	0	0	0	6	8	0.00	0.000
35 Marc Rzepczynski, L ERA: 3.93	(10, 1)	0.2	W	3	1	0	0	0	0	0	0	0	0	0	4	8	0.00	1.500

PITCHER		IP	WLS	BF	H	R	ER	SO	BB	IBB	HBP	BLK	WP	HR	S	P	ERA	WHIP
34 Zach McAllister, R ERA: 3.02	(11, 1)	0.2	S	3	1	0	0	2	0	0	0	0	0	0	8	10	0.00	1.500

Cleveland Indians @ Milwaukee Brewers

Miller Park, Milwaukee, WI

Tue Jul 21 2015, 7:12 PM - 10:10 PM CDT

Att. 34,379 - Clear - 80 F

TOP

livebaseballscorecards.com

Batter	1	2	3	4	5	6	7	8	9	AB	R	H	RBI	BB	SO	LOB
22 Jason Kipnis, L (1, 4) OBP: 0.406, SLG: 0.488	C FF 92 F SI 91 B SL 82 X SL 83 1-2 ① G6-3		B CU 74 C CH 84 B SI 93 X SI 93 2-1 2B		B FF 93 B SI 91 X CH 84 2-0 12 G6-3 1-2 1B		D SL 83 S SL 81 C FF 94 B SL 84 S FF 94 2-3 ③ K			4	0	2	0	0	1	1
12 Francisco Lindor, S (1, 6) OBP: 0.271, SLG: 0.320	C SI 93 X FF 92 0-1 ② P5		D CU 74 B FF 93 X SI 93 2-0 ③ G4-3		D CU 74 B CU 73 B FF 92 C FF 93 S FF 93 X FF 93 3-2 ② ③ G6-3 1-2f			B CH 88 C CH 88 F SL 89 F FF 90 S SL 86 1-3 ① K		4	0	0	0	0	1	3
23 Michael Brantley, L (1, 7) OBP: 0.373, SLG: 0.433	C SI 91 B SI 93 B CH 84 B SI 93 X FF 93 3-1 ③ G3			B CU 72 X CU 74 1-0 10 L9 44 1B 1B		C FF 92 B CH 85 B FF 92 B SI 91 F FF 92 X SI 94 3-2 ① L8		B FF 90 F SL 86 F SL 86 B FF 90 B SL 85 4-2 41 1B BB		3	0	1	0	1	0	0
41 Carlos Santana, S (1, 3) OBP: 0.358, SLG: 0.385		B FF 92 B FF 93 B FF 92 C FF 91 B FF 91 4-1 10 F8 44 1B BB	B FF 93 F FF 92 C CU 74 S FF 94 1-3 ① K		B CH 85 B CH 86 B SI 93 C SI 92 B SI 93 4-1 44 G6-5-3 BB		B SL 87 X SL 89 1-0 44 G4-6-3 1-2 1B		2	0	1	0	2	1	1
44 Brandon Moss, L (1, 9) OBP: 0.298, SLG: 0.430		C CU 72 X SI 93 0-1 24 G4-6-3 1-2 1B	B CU 75 D CU 75 X FF 93 2-0 1-2 1B		F FF 92 D CH 85 B SI 92 B FF 94 X SI 93 3-1 ② ③ G6-5-3 1-2f		S SL 90 B SL 90 X SL 86 1-1 ② ③ G4-6-3 1-2f		4	0	2	0	0	0	3
10 Yan Gomes, R (1, 2) OBP: 0.241, SLG: 0.352		F SI 92 X SI 92 0-1 ① F8 2-3	B FF 94 C CU 75 B FF 93 X FF 93 2-1 ② L9 2-3			B CU 78 B FF 95 X FF 94 2-0 39 2B 2B		X FF 96 0-0 ① F8	4	1	1	0	0	0	4
24 Michael Bourn, L (1, 8) OBP: 0.296, SLG: 0.269		X SI 91 0-0 ② ③ G4-6-3 1-2f	C SI 93 D CU 77 B CU 76 C SI 94 C SL 84 2-3 ③ K			B CU 77 C CU 77 B CU 78 C FF 95 B CU 78 F FF 94 F FF 94 S CU 79 3-3 ① K		C FF 96 B KC 81 S KC 80 F KC 80 B FF 96 C FF 95 2-3 ② K	4	0	0	0	0	3	5
39 Gio Urshela, R (1, 5) OBP: 0.286, SLG: 0.321			B SI 92 C SI 92 F SI 93 F CU 75 X SL 84 1-2 ① L8		X FF 91 0-0 22 1B 1B		S CU 79 D SL 80 F FF 94 F CU 78 D CU 78 B FF 94 X FF 94 3-2 2-H 2B		C KC 82 C FF 96 S FF 96 0-3 ③ K	4	0	2	1	0	1	0
31 Danny Salazar, R (1, 1) 7 David Murphy, L (7, PH) OBP: 0.355, SLG: 0.456 34 Zach McAllister, R (7, 1) 54 Ryan Webb, R (7, 1) 57 Kyle Crockett, L (7, 1) 53 Jeff Manship, R (7, 1) 49 Austin Adams, R (8, 1)			C FF 92 F FF 93 S SL 85 0-3 ② K		C FF 90 L CU 72 L FF 91 0-3 ① K		B SL 81 C SL 82 F FF 93 S SL 84 1-3 ② K			2 1 0 0 0 0 0 0	0 0 0 0 0 0 0 0	0 0 0 0 0 0 0 0	0 0 0 0 0 0 0 0	0 0 0 0 0 0 0 0	2 1 0 0 0 0 0 0	1 1 0 0 0 0 0 0
Inning Stats	R: 0 E: 0 K: 0 S: 7 H: 0 LOB: 0 BB: 0 P: 11	R: 0 E: 0 K: 0 S: 6 H: 1 LOB: 1 BB: 1 P: 10	R: 0 E: 0 K: 1 S: 10 H: 1 LOB: 1 BB: 0 P: 15	R: 0 E: 0 K: 2 S: 10 H: 2 LOB: 2 BB: 0 P: 18	R: 0 E: 0 K: 1 S: 8 H: 2 LOB: 1 BB: 0 P: 13	R: 0 E: 0 K: 0 S: 6 H: 0 LOB: 0 BB: 1 P: 16	R: 1 E: 0 K: 3 S: 16 H: 2 LOB: 1 BB: 0 P: 27	R: 0 E: 0 K: 1 S: 9 H: 1 LOB: 1 BB: 1 P: 16	R: 0 E: 0 K: 2 S: 8 H: 0 LOB: 0 BB: 0 P: 10	1B: 6 2B: 3 3B: 0 HR: 0 SF: 0 SAC: 0 DP: 4 HBP: 0						

	AB	32
	R	1
	H	9
	RBI	1
	BB	3
	SO	10
	LOB	19

WP: 0 PB: 0 SB: 0 CS: 0 PA: 35

PITCHER		IP	WLS	BF	H	R	ER	SO	BB	IBB	HBP	BLK	WP	HR	S	P	ERA	WHIP
22 Matt Garza, R ERA: 5.23	(1, 1)	6.0	W	23	6	0	0	4	2	0	0	0	0	0	47	83	0.00	1.333
54 Michael Blazek, R ERA: 1.76	(7, 1)	0.1	H	3	2	1	1	1	0	0	0	0	0	0	10	18	27.00	6.000
13 Will Smith, L ERA: 1.77	(7, 1)	0.2	H	2	0	0	0	2	0	0	0	0	0	0	6	9	0.00	0.000
48 Neal Cotts, L ERA: 3.32	(8, 1)	1.0		4	1	0	0	1	1	0	0	0	0	0	9	16	0.00	2.000
46 Corey Knebel, R ERA: 3.09	(9, 1)	1.0		3	0	0	0	2	0	0	0	0	0	0	8	10	0.00	0.000

PITCHER	IP	WLS	BF	H	R	ER	SO	BB	IBB	HBP	BLK	WP	HR	S	P	ERA	WHIP

Batter	1	2	3	4	5	6	7	8	9	AB	R	H	RBI	BB	SO	LOB
28 Gerardo Parra, L (1, 7) OBP: 0.352, SLG: 0.514	X FF 94 0-0 20 G6-3 3B		F SI 95 B SI 95 F SL 84 S CH 85 1-3 ① K		C CH 84 S CH 84 X FF 97 0-2 ② G6-3		S CU 80 F CU 82 B FF 96 F CU 84 F FF 95 F CU 81 F FF 95 B CH 86 B CU 82 4-2 B FF 96 8 E 20 G6-2-3 24 1B 1-2 2-3 BB	X FF 97 0-0 1-H 3B	4	2	2	1	1	1	0
20 Jonathan Lucroy, R (1, 2) OBP: 0.301, SLG: 0.329	C SI 96 F CH 86 B FF 96 X SL 87 1-2 ① G6-3 3-H		F SI 95 C CU 80 X FF 92 0-2 ② G4-3		C FF 93 B CH 86 F FF 96 F SI 97 F SL 86 B CH 85 F CH 85 F CH 85 F FF 96 2-2 ③ T CH 85 K		B SI 92 C SI 92 X CH 86 1-1 ①② G6-2-3 1-2 2-3 3-Hf	C SL 87 X SL 87 0-1 ③ G6-3		5	0	0	1	0	1	4
8 Ryan Braun, R (1, 9) OBP: 0.340, SLG: 0.480	F FF 96 C FF 97 S FF 98 0-3 ② K		H SI 95 1-0 HBP			F SL 84 S CH 84 C SI 94 0-3 ① K	B SI 93 C SI 92 B SL 84 X CH 86 2-1 E6 24 1B 27 1B 2-3 3-H			3	1	0	0	0	2	1
24 Adam Lind, L (1, 3) OBP: 0.368, SLG: 0.497	B FF 97 C FF 96 B FF 97 S FF 97 F FF 98 X FF 97 2-2 ③ G4-3		1 SAFE C SI 93 F CH 85 S CH 86 0-3 ③ K			B SI 93 B SI 94 F FF 95 F FF 96 S CH 84 2-3 ② K	B FF 90 B FF 90 C FF 90 X FF 90 2-1 27 1B 1-2 3-H 1B			4	0	1	1	0	2	1
27 Carlos Gómez, R (1, 8) OBP: 0.338, SLG: 0.442		B FF 95 C FF 96 B SI 95 B FF 97 B FF 96 4-1 9 HR BB		F SL 84 B SL 85 F SI 95 F CH 85 B SI 96 F CH 85 B SI 96 B SI 96 4-2 BB		B FF 96 F SL 87 B FF 97 F SL 87 B SL 85 B FF 96 4-2 BB	S CU 85 D CU 84 D SI 92 X CU 85 2-1 16 FC5-4 1-2 2-H 1B			1	1	1	1	3	0	0
16 Aramis Ramirez, R (1, 5) OBP: 0.293, SLG: 0.431 14 Hernán Pérez, R (8, 5) OBP: 0.266, SLG: 0.358		X FF 95 0-0 ① F7	B SI 95 1 SAFE C FF 92 F SI 96 1 SAFE S CH 84 1-3 ① K			X SI 95 0-0 ③ F7	B SI 93 C SI 91 X CU 84 1-1 ③ FC5-4 1-2f			4 0	0 0	0 0	0 0	0 0	1 0	5 0
9 Jean Segura, R (1, 6) OBP: 0.310, SLG: 0.361		X SI 95 0-0 1-H HR	B FF 93 1 SAFE 1 SAFE B FF 96 F FF 94 S SI 95 1 SAFE 1 SAFE X FF 96 2-2 ② F9				F FF 96 X FC 92 0-1 2 S 2 1B 1B	X FF 98 0-0 2 FC6-4 1B		4	2	3	2	0	0	1
2 Scooter Gennett, L (1, 4) OBP: 0.300, SLG: 0.391		C FF 98 B CH 87 F CH 86 B FF 98 X CH 87 2-2 ② F7	B SI 94 X CH 84 1-0 ③ G1-3				B SI 94 F FF 96 B SI 96 B FF 96 X FF 95 3-1 28 BB 35 1B 20 G6-2-3 1-H 1B	C FF 97 X CH 90 0-1 ① FC6-4 28 3B 1-2f		4	1	1	1	0	0	2
22 Matt Garza, R (1, 1) OBP: 0.107, SLG: 0.074 54 Michael Blazek, R (7, 1) OBP: 0.333, SLG: 0.667 13 Will Smith, R (7, 1) 35 Shane Peterson, L (7, PH) OBP: 0.370, SLG: 0.400 48 Neal Cotts, L (8, 1) 18 Khris Davis, R (8, PH) OBP: 0.332, SLG: 0.467 46 Corey Knebel, R (9, 1)		B SI 95 C FF 96 X FF 96 1-1 ③ G3-1			C SI 95 B SI 96 F FF 95 S SI 95 1-3 ① K		C CU 79 S FF 93 B FF 95 D SL 83 X FF 95 2-2 20 G6-2-3 28 BB 8 E 1-2 1B	B FF 96 C FF 96 F FF 96 X SL 87 1-2 ② P6		2 0 0 1 0 0	0 0 0 1 0 0	0 0 0 1 0 0	0 0 0 0 0 0	1 0 0 0 0 0	0 0 0 0 0 1	0 0 0 0 0 0
Inning Stats	R: 1 H: 1 E: 0 LOB: 0 K: 1 BB: 0 S: 11 P: 14	R: 2 H: 1 E: 0 LOB: 0 K: 0 BB: 1 S: 8 P: 15	R: 0 H: 0 E: 0 LOB: 1 K: 2 BB: 0 S: 9 P: 11	R: 0 H: 0 E: 0 LOB: 1 K: 1 BB: 1 S: 11 P: 19	R: 0 H: 0 E: 0 LOB: 0 K: 2 BB: 0 S: 14 P: 17	R: 0 H: 0 E: 0 LOB: 1 K: 2 BB: 1 S: 9 P: 15	R: 4 H: 5 E: 1 LOB: 2 K: 0 BB: 1 S: 23 P: 40	R: 1 H: 2 E: 0 LOB: 1 K: 0 BB: 0 S: 9 P: 10		1B: 6 SF: 0 2B: 0 SAC: 0 3B: 2 DP: 1 HR: 1 HBP: 1						

BOTTOM

Cleveland Indians @ Milwaukee Brewers

Miller Park, Milwaukee, WI

Tue Jul 21 2015, 7:12 PM - 10:10 PM CDT

Att. 34,379 - Clear - 80 F

livebaseballscorecards.com

AB	33
R	8
H	9
RBI	7
BB	4
SO	8
LOB	15

| | | | | | |

Cleveland Indians @ Milwaukee Brewers

Miller Park, Milwaukee, WI

Wed Jul 22 2015, 1:12 PM - 4:37 PM CDT

Att. 32,588 - Cloudy - 82 F

livebaseballscorecards.com

Batter	1	2	3	4	5	6	7	8	9	AB	R	H	RBI	BB	SO	LOB
22 Jason Kipnis, L (1, 4) OBP: 0.406, SLG: 0.489	C SI 90 B SL 86 B CH 79 C CH 80 F SL 87 F SI 91 F SL 86 C SL 85 2-3 ① K		F SI 90 F SI 90 B SI 90 B CH 80 X SI 91 2-2 12 1B 23 HR 2B		C CU 73 B SI 90 X CH 80 1-1 12 BB 23 1B 1B	1 SAFE F SI 89 X CU 75 0-1 ③ G3		C FF 94 X SI 89 0-1 ③ G6-3		5	2	2	0	0	1	1
12 Francisco Lindor, S (1, 6) OBP: 0.284, SLG: 0.349	S SL 86 B SI 90 S CH 81 B SI 91 F CH 80 B SL 86 X SL 86 3-2 HR		X CH 80 0-0 23 HR 2-3 1B		F SI 88 B FF 89 F CU 76 B SI 90 B SL 85 B SI 91 4-2 23 E 23 1B 1-2 BB		X FF 89 0-0 ① P5		C FF 90 B FF 90 B SL 86 X FF 90 2-1 ① L8	4	2	2	1	1	0	0
23 Michael Brantley, L (1, 8) OBP: 0.378, SLG: 0.451	B SI 91 B CH 82 X SI 92 2-0 ② G3-1		D CH 80 1 SAFE X CH 79 1-0 1-H 3-H HR		C CU 76 B SI 90 X SI 90 1-1 E7 1-3 2-H 1B		B FF 92 C CU 75 C CU 77 B FF 92 F CU 76 B SL 81 F FF 91 X CU 78 3-2 7 G6-3 10 1B 2B		C SL 87 B SL 79 B FF 90 C FF 89 X SL 87 2-2 4 FC5-4 1B	5	2	4	4	0	0	0
7 David Murphy, L (1, 7) OBP: 0.353, SLG: 0.452 4 Mike Aviles, R (9, PH) OBP: 0.305, SLG: 0.349 (9, 7)	C CU 75 S CH 79 B CH 80 F SI 90 C SL 86 1-3 ③ K		C SI 91 F SI 91 B SL 84 F SL 85 X SI 91 1-2 41 G3-6 1B		C CU 75 D CH 81 X CH 79 1-1 ① G3		B CU 76 C CU 78 F FF 92 B CU 76 X FF 92 2-2 ② G6-3 2-3		B SL 86 F FF 90 C FF 89 X SL 89 1-2 ② FC5-4 41 S 41 2B 1-2f	4 1	0 1	1 0	0 0	0 0	1 0	3 1
41 Carlos Santana, S (1, 3) OBP: 0.364, SLG: 0.391		B SI 90 C CH 80 B SI 90 X CH 79 2-1 44 L4-6 10 BB 1B	C SI 90 C SI 90 X SI 90 0-2 ② ③ G3-6 1-2f		I IN 56 I IN 60 I IN 60 I IN 66 4-0 10 G6-4-3 IBB		B FF 92 C CU 76 F FF 92 D CU 77 B FF 93 B FF 93 4-2 10 1B BB		C FF 90 B SL 87 X FF 91 1-1 1-H 2B	3	0	2	1	2	0	1
10 Yan Gomes, R (1, 2) OBP: 0.257, SLG: 0.358		B SI 90 B CH 79 C SI 90 B CH 79 B CH 78 4-1 1-2 BB	C X CU 75 0-1 49 B2-6-3 39 1B 1B	B SI 89 B CH 79 B CH 80 C SI 89 F SI 90 F SL 85 F SI 91 X SI 91 3-2 ② ③ G6-4-3 1-2f		T CU 78 X FF 93 0-1 1-2 3-H 1B		I IN 77 I IN 79 I IN 77 I IN 81 4-0 IBB	3	0	2	1	2	0	3
44 Brandon Moss, L (1, 9) OBP: 0.293, SLG: 0.424		B SL 87 C CH 79 D CH 79 B SL 86 F SL 86 X SL 86 3-2 ① ② L4-6 2-2	B SI 89 X SL 86 1-0 ① P6		B FF 90 X CU 77 1-0 ① F7	B CU 77 X FF 92 1-0 ③ G3-1		B FF 90 B SL 87 F FF 90 F SL 87 F FF 90 X SL 90 2-2 ③ F9	5	0	0	0	0	0	7
39 Gio Urshela, R (1, 5) OBP: 0.285, SLG: 0.319		B CU 75 F CH 79 B SI 91 X SI 90 2-1 ③ F9	X SL 84 0-0 1-2 1B		B CU 77 F CU 78 F FF 91 S SI 91 1-3 ② K			F FF 93 B SL 88 F SL 86 F FF 95 S FF 95 1-3 ① K		4	0	1	0	0	2	1
56 Cody Anderson, R (1, 1) 49 Austin Adams, R (3, 1) 54 Ryan Webb, R (5, 1) 9 Ryan Raburn, R (6, PH) OBP: 0.376, SLG: 0.508 34 Zach McAllister, R (6, 1) 24 Michael Bourn, L (8, PH) OBP: 0.295, SLG: 0.268 27 Bryan Shaw, S (8, 1) 37 Cody Allen, R (9, 1)			C SI 89 C SL 83 S SL 85 0-3 ① K	X SL 82 0-0 ② ③ B2-6-3 2-3f		C CU 76 B CU 77 B FF 94 B FF 92 F FF 92 D CU 77 4-2 BB		C CU 78 B SL 88 F SI 94 B SL 89 F SL 87 X FF 95 2-2 ② F7	1 1 0 0 0 1 0 0	0 0 0 0 0 0 0 0	0 0 0 0 0 0 0 0	0 0 0 0 0 0 0 0	1 0 0 1 0 0 0 0	0 0 0 0 0 0 0 0	0 2 0 0 0 0 0 0
Inning Stats	R: 1 E: 0 K: 2 S: 15 H: 1 LOB: 0 BB: 0 P: 23	R: 0 E: 0 K: 0 S: 8 H: 1 LOB: 1 BB: 1 P: 19	R: 3 E: 0 K: 1 S: 15 H: 4 LOB: 0 BB: 0 P: 19	R: 0 E: 0 K: 0 S: 5 H: 2 LOB: 1 BB: 0 P: 6	R: 1 E: 1 K: 0 S: 13 H: 2 LOB: 2 BB: 2 P: 27	R: 0 E: 0 K: 1 S: 8 H: 0 LOB: 1 BB: 1 P: 14	R: 1 E: 0 K: 0 S: 14 H: 2 LOB: 2 BB: 1 P: 24	R: 0 E: 0 K: 1 S: 10 H: 0 LOB: 0 BB: 0 P: 13	R: 1 E: 0 K: 0 S: 14 H: 2 LOB: 2 BB: 1 P: 26	1B: 9 2B: 4 3B: 0 HR: 2 SF: 0 SAC: 0 DP: 4 HBP: 0						

PITCHER		IP	WLS	BF	H	R	ER	SO	BB	IBB	HBP	BLK	WP	HR	S	P	ERA	WHIP
26 Kyle Lohse, R ERA: 6.29	(1, 1)	5.0	L	24	10	5	5	3	2	1	0	0	0	2	56	94	9.00	2.400
54 Michael Blazek, R ERA: 1.89	(6, 1)	1.2		9	2	1	1	1	2	0	0	0	0	0	21	36	5.40	2.400
51 Jonathan Broxton, R ERA: 6.17	(7, 1)	1.1		4	0	0	0	1	0	0	0	0	0	0	11	15	0.00	0.000
48 Neal Cotts, L ERA: 3.46	(9, 1)	1.0		6	2	1	1	0	0	1	0	0	0	0	14	26	9.00	2.000

PITCHER	IP	WLS	BF	H	R	ER	SO	BB	IBB	HBP	BLK	WP	HR	S	P	ERA	WHIP

TOP		
AB	37	
R	7	
H	14	
RBI	7	
BB	6	
SO	5	
LOB	19	

WP: 0 PB: 0 SB: 1 CS: 0 PA: 43

Batter	1	2	3	4	5	6	7	8	9	AB	R	H	RBI	BB	SO	LOB
28 Gerardo Parra, L (1, 9) OBP: 0.353, SLG: 0.512	B FF 92 F FF 93 F FC 90 X CH 86 1-2 ① L7	X FF 92 0-0 27 1B; 24 1B; 1B	B FF 98 F FF 97 B CH 90 T FF 98 S SL 88 2-3 ③ K			C FF 94 S CU 78 F FF 96 X CU 80 0-2 20 S; 1B		C FC 93 X FC 91 0-1 ②③ G3-6 1-2f		5	1	2	0	0	1	3
20 Jonathan Lucroy, R (1, 2) OBP: 0.308, SLG: 0.336	C FF 92 B FF 94 B FC 90 F FF 93 B FC 91 X FF 93 3-2 24 HR; 1B	C FF 92 B FF 92 1 SAFE F CH 84 X FF 92 1-2 ② L4		B FF 98 S FF 99 S FF 98 B SL 88 F FF 98 B FF 98 F FF 98 D FF 98 4-2 24 1B; BB		1 SAFE C FC 88 B FC 95 B FC 87 S FF 96 B FF 96 F FF 96 S SI 97 3-3 ① K 1-2			B FF 96 F FF 95 F FF 96 X FF 96 1-2 24 2B; 2B	4	2	2	0	1	1	2
27 Carlos Gómez, R (1, 8) OBP: 0.336, SLG: 0.437	C FF 94 B FF 92 S CH 85 S FF 92 1-3 ② K	1 SAFE B FC 87 F CH 83 X FF 92 1-1 24 1B 1-2; 1B		F FF 98 C SL 86 F SL 87 B FF 98 S FF 99 1-3 ① K		S FF 96 C FF 96 D SL 85 S SI 96 1-3 ② K			C FF 96 S KC 87 B KC 87 D KC 86 T FF 95 2-2 ① K	5	0	1	0	0	4	4
24 Adam Lind, L (1, 3) OBP: 0.374, SLG: 0.515	C FF 93 F FC 88 X CH 85 0-2 1-H HR	B FF 91 S FC 88 F FF 92 B FF 94 F FC 87 X FF 93 2-2 1-2 2-H; 1B		C FF 98 X CH 90 0-1 G4-6-3 1-2; 1B		C FF 95 X CU 81 0-1 ③ L9			B FF 95 X FF 95 1-0 1B 2-H; 2B	5	1	4	4	0	0	1
Aramis Ramirez, R (1, 5) OBP: 0.295, SLG: 0.430 5 Héctor Gómez, R (9, PR) OBP: 0.233, SLG: 0.357	C FF 93 B FF 92 B FF 95 X FF 94 2-1 18 9 1B; 1B	F FF 93 X FF 92 0-1 ③ L8		X FF 98 0-0 ②③ G4-6-3 1-2f			B SI 94 B FC 88 F FF 95 B FF 95 F FF 95 X FF 96 3-2 ① F8		X FF 95 0-0 18 G5-4-3 2-3; 1B	5 0	1 0	2 0	0 0	0 0	0 0	4 0
18 Khris Davis, R (1, 7) OBP: 0.328, SLG: 0.459	F FF 94 S FC 89 F FF 94 X FC 88 0-2 9 1B 1-2; 1B		B FF 90 S CH 83 B FC 88 F FF 92 B CH 84 F FF 92 X CH 84 3-2 ① G6-3		C SI 91 C CH 86 X SL 83 0-2 ① G5-3		C FC 89 F FC 91 F FF 96 S FF 95 0-3 ② K		S KC 85 B KC 85 B FF 95 B FF 95 1 SAFE X FF 95 3-1 ②③ G5-4-3 1-2f	5	0	1	0	0	1	2
9 Jean Segura, R (1, 6) OBP: 0.310, SLG: 0.359	B FF 94 T CH 86 S FF 92 F CH 85 B FF 95 B FF 93 X FF 94 3-2 1-2 2-H; 1B		X FC 89 0-0 ② L4		C CH 84 B SI 91 B CH 83 F SI 92 C SI 92 2-3 ② K	X CU 80 0-0 ③ G4-3				4	0	1	1	0	1	0
2 Scooter Gennett, L (1, 4) OBP: 0.310, SLG: 0.405	B FF 92 C CH 84 X FF 92 1-1 ③ F7		X FF 93 0-0 26 1B; 1B		B SI 92 B CH 83 C SI 91 B SI 91 C CH 82 F SI 92 X SL 82 3-2 2B			B FC 92 C FC 91 F FC 92 B FC 93 X FC 92 2-2 28 G3-6; 1B		4	0	3	0	0	0	2
26 Kyle Lohse, R (1, 1) OBP: 0.235, SLG: 0.235 35 Shane Peterson, L (5, PH) OBP: 0.366, SLG: 0.395 54 Michael Blazek, R (6, 1) OBP: 0.333, SLG: 0.667 51 Jonathan Broxton, R (7, 1) 8 Ryan Braun, R (8, PH) OBP: 0.339, SLG: 0.479 48 Neal Cotts, L (9, 1)		S FF 92 X FF 93 0-1 ① G6-3	S FF 92 C FF 91 F FF 92 X FC 88 0-2 1-2; 1B		B SI 91 X CH 84 1-0 ③ G1-3			D SL 80 S FC 92 X FC 92 1-1 ① L8		2 1 0 0 1 0	0 0 0 0 0 0	1 0 0 0 0 0	0 0 0 0 0 0	0 0 0 0 0 0	0 1 0 0 1 0	0 0 0 0 1 0
Inning Stats	R: 3 E: 0 K: 1 S: 24 H: 5 LOB: 2 BB: 0 P: 35	R: 1 E: 0 K: 0 S: 14 H: 3 LOB: 2 BB: 0 P: 18	R: 0 E: 0 K: 1 S: 13 H: 2 LOB: 2 BB: 0 P: 18	R: 0 E: 0 K: 1 S: 11 H: 1 LOB: 1 BB: 1 P: 16	R: 0 E: 0 K: 1 S: 11 H: 1 LOB: 1 BB: 0 P: 17	R: 0 E: 0 K: 2 S: 13 H: 1 LOB: 1 BB: 0 P: 17	R: 0 E: 0 K: 1 S: 8 H: 0 LOB: 0 BB: 0 P: 11	R: 0 E: 0 K: 0 S: 7 H: 1 LOB: 0 BB: 0 P: 10	R: 1 E: 0 K: 1 S: 10 H: 3 LOB: 2 BB: 0 P: 17	1B: 13 2B: 3 3B: 0 HR: 1 SF: 0 SAC: 0 DP: 3 HBP: 0						

PITCHER		IP	WLS	BF	H	R	ER	SO	BB	IBB	HBP	BLK	WP	HR	S	P	ERA	WHIP
56 Cody Anderson, R ERA: 1.91	(1, 1)	2.2		18	10	4	4	1	0	0	0	0	0	1	48	66	13.50	3.750
49 Austin Adams, R ERA: 3.0	(3, 1)	1.1	W	5	1	0	0	2	1	0	0	0	0	0	14	21	0.00	1.500
54 Ryan Webb, R ERA: 2.57	(5, 1)	1.0	H	4	1	0	0	1	0	0	0	0	0	0	11	17	0.00	1.000
34 Zach McAllister, R ERA: 3.09	(6, 1)	2.0	H	7	1	0	0	3	0	0	0	0	0	0	21	28	0.00	0.500
27 Bryan Shaw, R ERA: 1.83	(8, 1)	1.0	H	3	1	0	0	0	0	0	0	0	0	0	7	10	0.00	1.000

PITCHER		IP	WLS	BF	H	R	ER	SO	BB	IBB	HBP	BLK	WP	HR	S	P	ERA	WHIP
37 Cody Allen, R ERA: 3.6	(9, 1)	1.0	S	5	3	1	1	1	0	0	0	0	0	0	10	17	9.00	3.000

BOTTOM

Cleveland Indians @ Milwaukee Brewers

Miller Park, Milwaukee, WI

Wed Jul 22 2015, 1:12 PM - 4:37 PM CDT

Att. 32,588 - Cloudy - 82 F

livebaseballscorecards.com

AB	41
R	5
H	17
RBI	5
BB	1
SO	8
LOB	20

WP: 0 PA: 42
PB: 0
SB: 1
CS: 0

Batter	1	2	3	4	5	6	7	8	9	AB	R	H	RBI	BB	SO	LOB
1 Adam Eaton, L (1, 8) OBP: 0.321, SLG: 0.396	B FF 92 X FF 93 1-0 F8		B CH 85 B FF 93 C FF 95 X CH 87 2-1 G4-3		C FF 92 B KC 76 X SI 91 1-1 HR		C SL 78 F FF 90 X SL 78 0-2 G6-3		B SI 92 S SL 84 B SL 84 X SI 93 2-1 G5-3 1-2	5	1	1	1	0	0	3
18 Tyler Saladino, R (1, 5) OBP: 0.275, SLG: 0.487	B FF 93 X CH 86 1-0 G5-3		C FC 87 C KC 76 X FF 96 0-2 G3-1		B FF 95 C FC 83 X FC 84 1-1 G6-3		F FF 89 B FF 91 X FF 90 1-1 SF9 3-H		B SL 84 D SL 81 X SI 92 2-0 G6-3	4	0	0	1	0	0	1
53 Melky Cabrera, S (1, 7) OBP: 0.305, SLG: 0.357	B FF 94 B CH 86 C FF 94 B CH 86 C FF 95 B SI 95 4-2 79 FC4-6 BB			C CU 84 S CH 86 X SI 94 0-2 HR	F FC 84 F FC 87 B KC 78 S KC 79 1-3 K		X FF 90 0-0 2-H HR			3	2	2	3	1	1	0
79 José Abreu, R (1, 10) OBP: 0.336, SLG: 0.467	C FC 85 X FF 94 0-1 FC4-6 1-2f			B FC 85 C KC 76 X FF 94 1-1 26 1B 10 HR 1B	S FF 93 X FF 95 0-1 G3		C CH 83 F FF 91 B FF 92 S SL 82 1-3 K			4	1	1	0	0	1	1
25 Adam LaRoche, L (1, 3) OBP: 0.312, SLG: 0.356		F FF 93 B FF 94 B KC 78 C FF 95 F SI 94 B FC 86 X SI 94 3-2 G5-3		S CH 85 S CH 84 B CH 84 S KC 79 1-3 K		C FC 85 F FC 86 S KC 78 0-3 K		C SI 91 B CU 83 F CU 84 F CU 83 B SI 91 F SI 92 B CU 84 C SI 92 3-3 K		4	0	0	0	0	3	1
26 Avisaíl García, R (1, 9) OBP: 0.321, SLG: 0.378		F FC 87 B KC 77 B FF 95 F FF 95 F FF 95 X FC 85 2-2 L8		B CH 85 X FF 94 1-0 10 HR 1-2 1B	S FF 94 F KC 77 B KC 79 S KC 78 1-3 K2-3		S SI 92 S SI 92 B CU 85 X SI 92 1-2 10 G5-4-3 1B			4	1	2	0	0	1	0
10 Alexei Ramirez, R (1, 6) OBP: 0.254, SLG: 0.308		C FF 95 B CH 87 X FF 95 1-1 1B		S FC 83 B FF 94 X CH 84 1-1 1-H 2-H HR	B FC 85 C FC 82 F FC 83 S KC 79 1-3 K		X SI 92 0-0 G5-4-3 1-2f			4	1	2	3	0	1	1
58 Geovany Soto, R (1, 2) OBP: 0.311, SLG: 0.437		C SI 96 1 SAFE F FF 94 S KC 79 0-3 K		B FF 96 S FC 83 B FC 84 F FF 94 B FC 85 C SI 94 3-3 K			F FF 93 B KC 78 S FC 84 B KC 78 B SI 94 B FC 84 4-2 5 2B 18 SF9 BB		F SI 91 B CH 85 X SI 92 1-1 G6-3	3	1	0	0	1	2	1
5 Yolmer Sánchez, S (1, 4) OBP: 0.237, SLG: 0.261 27 Leury García, S (8, 4) OBP: 1.000, SLG: 1.000			F FF 94 B FC 86 B CH 86 F FF 94 C SI 94 2-3 K	B FF 93 S FC 85 S CH 86 S KC 78 1-3 K2-3			B FF 88 B FF 88 X FF 88 2-0 53 HR 1-3 2B		X SI 91 0-0 1 G5-3 1B	3 1	1 0	1 1	0 0	0 0	2 0	0 0
Inning Stats	R: 0 E: 0 K: 0 S: 6 H: 0 LOB: 1 BB: 1 P: 12	R: 0 E: 0 K: 1 S: 13 H: 1 LOB: 1 BB: 0 P: 19	R: 0 E: 0 K: 1 S: 8 H: 0 LOB: 0 BB: 0 P: 12	R: 4 E: 0 K: 3 S: 17 H: 4 LOB: 0 BB: 0 P: 25	R: 1 E: 0 K: 1 S: 9 H: 1 LOB: 0 BB: 0 P: 12	R: 0 E: 0 K: 3 S: 9 H: 0 LOB: 0 BB: 0 P: 11	R: 3 E: 0 K: 1 S: 12 H: 2 LOB: 0 BB: 1 P: 20	R: 0 E: 0 K: 1 S: 9 H: 1 LOB: 0 BB: 0 P: 13	R: 0 E: 0 K: 0 S: 6 H: 1 LOB: 1 BB: 0 P: 11	1B: 5 2B: 1 3B: 0 HR: 4 SF: 1 SAC: 0 DP: 1 HBP: 0				WP: 0 PB: 0 SB: 0 CS: 0		PA: 38	

TOP

Chicago White Sox @ Cleveland Indians

Progressive Field, Cleveland, OH

Thu Jul 23 2015, 7:12 PM - 9:39 PM EDT

Att. 16,317 - Clear - 76 F

livebaseballscorecards.com

AB	35
R	8
H	10
RBI	8
BB	2
SO	11
LOB	8

PITCHER		IP	WLS	BF	H	R	ER	SO	BB	IBB	HBP	BLK	WP	HR	S	P	ERA	WHIP
47 Trevor Bauer, R ERA: 4.29	(1, 1)	6.0	L	26	6	6	6	9	2	0	0	0	0	3	64	97	9.00	1.333
57 Kyle Crockett, L ERA: 3.0	(7, 1)	1.0		5	2	2	2	1	0	0	0	0	0	1	10	14	18.00	2.000
53 Jeff Manship, R ERA: 0.75	(8, 1)	1.0		3	1	0	0	1	0	0	0	0	0	0	9	13	0.00	1.000
35 Marc Rzepczynski, L ERA: 3.72	(9, 1)	1.0		4	1	0	0	0	0	0	0	0	0	0	6	11	0.00	1.000

PITCHER		IP	WLS	BF	H	R	ER	SO	BB	IBB	HBP	BLK	WP	HR	S	P	ERA	WHIP

Batter	1	2	3	4	5	6	7	8	9	AB	R	H	RBI	BB	SO	LOB
22 Jason Kipnis, L (1, 4) OBP: 0.402, SLG: 0.484	C FF 92 B FC 91 F SL 83 B CU 82 X FC 91 2-2 ① P5		X FS 82 0-0 ③ G3			B SI 93 C FS 90 X FS 83 1-1 ① G4-3 1-2		B FS 84 X FF 94 1-0 ③ F7		4	0	0	0	0	0	2
12 Francisco Lindor, S (1, 6) OBP: 0.290, SLG: 0.354	B FF 91 F FF 93 B FC 91 X FF 94 2-1 ② G4-3			B FF 93 C FC 90 B SI 93 F FF 93 F FF 95 B SL 84 X FF 94 3-2 7 FC6-4 1B		B SL 82 B SI 93 X SI 93 2-0 2-H 1B			B FF 90 B SI 90 C SI 90 C SI 89 T FS 85 2-2 ① K	4	0	2	1	0	1	0
23 Michael Brantley, L (1, 7) OBP: 0.377, SLG: 0.446	X FF 92 0-0 ③ G4-3			B FC 90 1 SAFE X FF 91 1-0 ① F8		1 SAFE C FF 92 X FC 92 0-1 ② F9			B SI 91 B FS 85 B SI 90 C SI 90 B FF 91 4-1 7 G3 BB	3	0	0	0	1	0	2
7 David Murphy, L (1, 10) OBP: 0.347, SLG: 0.443		C FF 92 B SL 80 F FC 90 X FS 82 1-2 ① F8		B SI 92 X SI 93 1-0 ② FC6-4 1-2f		B SI 94 1 SAFE C FC 92 1 SAFE F SI 94 F FF 93 X SL 83 1-2 ③ F8			C FS 84 D FS 86 F SI 90 X FS 85 1-2 ② G3 1-2	4	0	0	0	0	0	3
41 Carlos Santana, S (1, 3) OBP: 0.360, SLG: 0.386		C SI 92 C FF 92 B FF 93 B CU 81 B FF 95 X SI 95 3-2 ② G6-3		C SL 81 S SL 81 B FF 94 D SL 81 D FS 84 S FF 94 3-3 ③ K			X SI 93 0-0 ① F8		B FF 91 B FS 86 B SI 91 C SI 90 F SI 90 F FS 84 S FS 84 3-3 ③ K	4	0	0	0	0	2	2
10 Yan Gomes, R (1, 2) OBP: 0.253, SLG: 0.351 55 Roberto Pérez, R (8, 2) OBP: 0.358, SLG: 0.415		C FF 94 F FF 94 C SL 87 0-3 ③ K			B FF 93 X SI 93 1-0 ① P3		C FF 92 F SL 84 F FF 94 X SL 82 0-2 ② P4			3 0	0 0	0 0	0 0	0 0	1 0	0 0
44 Brandon Moss, L (1, 9) OBP: 0.291, SLG: 0.420			B SI 93 F FC 91 C SL 85 F SL 81 B FC 92 X FC 93 2-2 ① F9		X FF 94 0-0 ② L7		F FC 92 S FF 93 C SL 82 0-3 ③ K			3	0	0	0	0	1	0
4 Mike Aviles, R (1, 5) OBP: 0.300, SLG: 0.343			C SL 84 B SI 92 X SL 84 1-1 ② G5-3		B FF 95 C CU 82 C FF 92 B FS 83 X FF 94 2-2 ③ F8			C SL 82 F FF 93 F FS 83 B FC 92 F FF 95 X SI 96 1-2 ① G6-3		3	0	0	0	0	0	0
24 Michael Bourn, L (1, 8) OBP: 0.299, SLG: 0.276			S FC 91 B FC 93 C FS 83 B FF 93 B SL 84 F FC 92 X FF 95 3-2 2B			X FC 91 0-0 22 G4-3 12 1B 1B		B CU 83 C FF 94 S FF 95 X FS 83 1-2 ② G4-3		3	1	2	0	0	0	0
Inning Stats	R: 0 H: 0 E: 0 LOB: 0 K: 0 BB: 0 S: 6 P: 10	R: 0 H: 0 E: 0 LOB: 0 K: 1 BB: 0 S: 9 P: 13	R: 0 H: 1 E: 0 LOB: 1 K: 0 BB: 0 S: 11 P: 17	R: 0 H: 1 E: 0 LOB: 1 K: 1 BB: 0 S: 9 P: 17	R: 0 H: 0 E: 0 LOB: 0 K: 0 BB: 0 S: 5 P: 8	R: 1 H: 2 E: 0 LOB: 1 K: 0 BB: 0 S: 10 P: 14	R: 0 H: 0 E: 0 LOB: 0 K: 1 BB: 0 S: 8 P: 8	R: 0 H: 0 E: 0 LOB: 0 K: 0 BB: 0 S: 9 P: 12	R: 0 H: 0 E: 0 LOB: 1 K: 2 BB: 1 S: 11 P: 21	1B: 3 SF: 0 2B: 1 SAC: 0 3B: 0 DP: 0 HR: 0 HBP: 0						

PITCHER		IP	WLS	BF	H	R	ER	SO	BB	IBB	HBP	BLK	WP	HR	S	P	ERA	WHIP
29 Jeff Samardzija, R ERA: 3.91	(1, 1)	8.0	W	28	4	1	1	3	0	0	0	0	0	0	67	99	1.12	0.500
57 Zach Putnam, R ERA: 3.48	(9, 1)	1.0		4	0	0	0	2	1	0	0	0	0	0	11	21	0.00	1.000

PITCHER	IP	WLS	BF	H	R	ER	SO	BB	IBB	HBP	BLK	WP	HR	S	P	ERA	WHIP

BOTTOM

Chicago White Sox @ Cleveland Indians

Progressive Field, Cleveland, OH

Thu Jul 23 2015, 7:12 PM - 9:39 PM EDT

Att. 16,317 - Clear - 76 F

livebaseballscorecards.com

AB	31
R	1
H	4
RBI	1
BB	1
SO	5
LOB	9

Batter	1	2	3	4	5	6	7	8	9	AB	R	H	RBI	BB	SO	LOB
1 Adam Eaton, L (1, 8) OBP: 0.320, SLG: 0.393	X SI 90 0-0 ① L7		C SI 90 C SL 86 C CU 82 0-3 ② K		B CH 83 X SL 86 1-0 ③ P4			B FF 90 B CH 82 B SI 91 C FF 89 L SI 90 F SL 88 X FF 92 3-2 18 1B 18 S 53 2B 1B	B SI 89 C CH 83 B SI 91 F CH 83 F SL 84 X CH 84 2-2 ① F8	5	1	1	0	0	1	2
18 Tyler Saladino, R (1, 5) OBP: 0.267, SLG: 0.455	B SI 91 F FF 90 B SI 91 S SL 88 S SL 89 2-3 ② K		S SL 86 B FF 90 F SI 91 1 SAFE F SL 88 C SI 91 1-3 ③ K			C CU 78 B SL 85 F SL 86 X CU 81 1-2 ① P4		1 SAFE 1 SAFE C CH 89 1 SAFE 1 SAFE F SI 91 B SI 91 X SL 87 1-2 53 2B 1B 1-3	C SI 91 X CH 84 0-1 ② FC5-4 1-2f	5	1	1	0	0	2	2
53 Melky Cabrera, S (1, 7) OBP: 0.307, SLG: 0.363	X SI 91 0-0 ③ G4-3			C CH 88 F SL 86 F CU 81 B CU 82 B FF 92 X SL 88 2-2 25 1B 2B		F SL 85 B CH 82 C CH 84 B SL 90 X CU 81 2-2 ② F7		F CH 83 F FF 90 X CU 82 0-2 25 G3-1 10 2B 2B 1-H 3-H	C SI 90 B CH 84 X SL 82 1-1 ③ L7	5	1	2	2	0	0	1
79 José Abreu, R (1, 3) OBP: 0.338, SLG: 0.474		B SL 88 F FF 90 B SI 92 X SL 88 2-1 ① F8		B SL 88 X SI 92 1-0 ① G5-3		X FF 91 0-0 HR		I IN 74 I IN 73 I IN 74 I IN 74 4-0 25 G3-1 10 2B IBB		3	2	1	1	1	0	1
25 Adam LaRoche, L (1, 10) OBP: 0.311, SLG: 0.354		B SI 90 F FF 92 F FF 92 S CH 84 1-3 ② K		B FF 91 X SI 91 1-0 2-3 1B		C SL 89 B CU 79 X SI 90 1-1 ③ F8		X SI 91 0-0 ① G3-1 1-2 2-3		4	0	1	0	0	1	2
26 Avisaíl García, R (1, 9) OBP: 0.318, SLG: 0.373		B SL 89 B FF 92 F SI 91 S SL 88 F FF 93 F CU 83 F SL 88 C SL 89 2-3 ③ K		X SI 91 0-0 ② L4			C SL 85 F CH 88 B SL 85 C CU 81 1-3 ① K	S SL 79 B FC 90 F SL 80 B FC 94 X FC 93 2-2 ② G3		4	0	0	0	0	2	4
10 Alexei Ramirez, R (1, 6) OBP: 0.260, SLG: 0.317			X SL 89 0-0 21 G6-3 5 WP 21 S 1B	C SI 90 F SL 89 D CU 83 X CU 83 1-2 ③ P4			B SL 85 X SI 91 1-0 5 S 1B	S SL 79 X SL 79 0-1 2-H 3-H 2B		4	1	3	2	0	0	2
21 Tyler Flowers, R (1, 2) OBP: 0.260, SLG: 0.355			B FF 89 F SL 87 S SI 90 X CU 80 1-2 ① G6-3 1-3		B CU 79 F FF 91 X SI 90 1-1 ① G5-3		1 SAFE 1 SAFE X SI 90 0-0 ② P6	C FC 92 F FC 91 B FC 92 S FC 92 1-3 ③ K		4	0	0	0	0	1	3
5 Yolmer Sánchez, S (1, 4) OBP: 0.243, SLG: 0.262			F SL 87 B SL 87 B FF 90 B SI 91 B FF 92 4-1 3-H BB		C SL 87 S CH 82 F FF 90 X CU 81 0-2 ② F7		C CU 83 C CH 81 F CU 82 B FF 92 F SL 87 C SI 92 1-3 ③ K 1-2		F SI 89 X CH 83 0-1 18 FC5-4 1B	3	0	1	0	1	1	1
Inning Stats	R: 0 E: 0 K: 1 S: 5 H: 0 LOB: 0 BB: 0 P: 7	R: 0 E: 0 K: 2 S: 11 H: 0 LOB: 0 BB: 0 P: 16	R: 1 E: 0 K: 2 S: 12 H: 1 LOB: 1 BB: 1 P: 18	R: 0 E: 0 K: 0 S: 10 H: 2 LOB: 2 BB: 0 P: 15	R: 0 E: 0 K: 0 S: 7 H: 0 LOB: 0 BB: 0 P: 9	R: 1 E: 0 K: 0 S: 9 H: 1 LOB: 0 BB: 0 P: 13	R: 0 E: 0 K: 2 S: 10 H: 1 LOB: 1 BB: 0 P: 13	R: 4 E: 0 K: 1 S: 19 H: 4 LOB: 1 BB: 1 P: 30	R: 0 E: 0 K: 0 S: 10 H: 1 LOB: 1 BB: 0 P: 13	1B: 6 2B: 3 3B: 0 HR: 1 SF: 0 SAC: 0 DP: 0 HBP: 0						

PITCHER		IP	WLS	BF	H	R	ER	SO	BB	IBB	HBP	BLK	WP	HR	S	P	ERA	WHIP
28 Corey Kluber, R ERA: 3.59	(1, 1)	7.0	L	31	8	6	6	7	1	1	0	0	1	1	74	109	7.71	1.286
35 Marc Rzepczynski, L ERA: 3.66	(8, 1)	0.1		1	0	0	0	0	0	0	0	0	0	0	1	1	0.00	0.000
27 Bryan Shaw, R ERA: 1.8	(8, 1)	0.2		3	1	0	0	1	0	0	0	0	0	0	8	11	0.00	1.500
54 Ryan Webb, R ERA: 2.48	(9, 1)	1.0		4	1	0	0	0	0	0	0	0	0	0	10	13	0.00	1.000

PITCHER	IP	WLS	BF	H	R	ER	SO	BB	IBB	HBP	BLK	WP	HR	S	P	ERA	WHIP

TOP

Chicago White Sox @ Cleveland Indians

Progressive Field, Cleveland, OH

Fri Jul 24 2015, 7:11 PM - 9:54 PM EDT

Att. 26,553 - Partly Cloudy - 77 F

livebaseballscorecards.com

AB	37
R	6
H	10
RBI	5
BB	2
SO	8
LOB	18

WP: 1 PA: 39
PB: 0
SB: 3
CS: 0

Batter	1	2	3	4	5	6	7	8	9	AB	R	H	RBI	BB	SO	LOB
22 Jason Kipnis, L (1, 4) OBP: 0.401, SLG: 0.481	C SI 91 B CU 80 X CU 79 1-1 G4-3 ①		X CU 79 0-0 23 1B 1B		C FF 91 F FF 91 1 SAFE F SI 91 F SI 91 S CU 79 0-3 K ③			C CH 84 X SI 90 0-1 G3 ③		4	0	1	0	0	1	1
12 Francisco Lindor, S (1, 6) OBP: 0.289, SLG: 0.351	B FF 91 X FF 92 1-0 F7 ②		C SI 90 1 SAFE B CH 86 F FF 90 B FF 92 S CU 80 2-3 K ②			B CH 85 X FF 90 1-0 F9 ①			C CU 78 F FF 89 F CU 78 B CU 78 B SI 90 B CU 79 X SI 90 3-2 23 G3-6-3-4 1B	4	0	1	0	0	1	1
23 Michael Brantley, L (1, 8) OBP: 0.378, SLG: 0.450	C FF 92 B FF 93 B SI 92 X FF 93 2-1 2B		1 SAFE B FF 90 F FF 92 B FF 92 F FF 92 1 SAFE B SI 92 X FF 92 1-3 3-2 1B ③			C CU 80 B SI 91 X FF 91 1-1 G5-3 ②			C FF 90 B SI 91 B FF 90 X CU 80 1-2f 2-1 G3-6-3-4 ①②	4	0	2	0	0	0	1
9 Ryan Raburn, R (1, 9) OBP: 0.366, SLG: 0.492	C CU 82 B FF 91 C FF 92 B FF 93 S CU 83 2-3 K ③			C CU 78 X FF 89 0-1 P4 ①		C CH 85 B CU 79 C CU 79 B CU 80 S FF 89 2-3 K ③			C CH 84 B FF 87 S FF 90 B SI 89 X FF 90 2-2 G4-3 ③	4	0	0	0	0	2	1
41 Carlos Santana, S (1, 10) OBP: 0.357, SLG: 0.382		C CU 78 B CH 84 B CH 86 B CU 80 C FF 92 X FF 91 3-2 F7 ①		B SI 91 F FF 90 B CH 84 C CH 85 B CU 79 S CU 78 3-3 K ②			X FF 90 0-0 G1-3 ①			3	0	0	0	0	1	0
10 Yan Gomes, R (1, 2) OBP: 0.254, SLG: 0.351		C CU 79 X FF 90 0-1 36 1B 1B		B CH 84 S CU 80 C CH 85 X CU 79 1-2 L7 ③			C CH 84 C FF 90 B CU 79 B FF 90 S FF 91 2-3 K ②			3	0	1	0	0	1	0
36 Jesús Aquilar, R (1, 3) OBP: 0.333, SLG: 0.333		C FF 90 X FF 91 0-1 39 G6-4-3 1-2 1B			B CH 83 C SI 90 S SI 91 B SI 91 F CU 79 B CU 80 F SI 90 T SI 92 3-2 K ①		C FF 90 C CH 84 S SI 90 0-3 K ③			3	0	1	0	0	2	0
39 Gio Urshela, R (1, 5) OBP: 0.286, SLG: 0.319		B FF 92 S SI 92 F SI 92 B FF 92 X FF 93 2-2 G6-4-3 ②③ 1-2f			S CU 80 B CH 86 B CH 85 X SI 90 2-1 4 FC6-4 1B			B FF 88 C FF 90 X CU 78 1-1 G6-3 ①		3	0	1	0	0	0	2
4 Mike Aviles, R (1, 7) OBP: 0.295, SLG: 0.337			C FF 90 C SI 91 B CU 79 X FF 90 1-2 G5-3 ①		X FF 90 0-0 FC6-4 ② 1-2f			C FF 90 S CU 79 B CU 80 B CU 77 X FF 89 2-2 G6-3 ②		3	0	0	0	0	0	1
Inning Stats	R: 0 E: 0 K: 1 S: 8 H: 1 LOB: 1 BB: 0 P: 14	R: 0 E: 0 K: 0 S: 10 H: 2 LOB: 1 BB: 0 P: 15	R: 0 E: 0 K: 1 S: 10 H: 2 LOB: 2 BB: 0 P: 16	R: 0 E: 0 K: 1 S: 8 H: 0 LOB: 0 BB: 0 P: 12	R: 0 E: 0 K: 2 S: 13 H: 1 LOB: 1 BB: 0 P: 18	R: 0 E: 0 K: 1 S: 6 H: 0 LOB: 0 BB: 0 P: 10	R: 0 E: 0 K: 2 S: 7 H: 0 LOB: 0 BB: 0 P: 9	R: 0 E: 0 K: 0 S: 7 H: 0 LOB: 0 BB: 0 P: 10	R: 0 E: 0 K: 0 S: 9 H: 1 LOB: 0 BB: 0 P: 16	1B: 6 2B: 1 3B: 0 HR: 0 SF: 0 SAC: 0 DP: 2 HBP: 0						

PITCHER	IP	WLS	BF	H	R	ER	SO	BB	IBB	HBP	BLK	WP	HR	S	P	ERA	WHIP
62 Jose Quintana, L (1, 1) ERA: 3.56	9.0	W	31	7	0	0	8	0	0	0	0	0	0	78	120	0.00	0.778

PITCHER	IP	WLS	BF	H	R	ER	SO	BB	IBB	HBP	BLK	WP	HR	S	P	ERA	WHIP

BOTTOM

Chicago White Sox @ Cleveland Indians

Progressive Field, Cleveland, OH

Fri Jul 24 2015, 7:11 PM - 9:54 PM EDT

Att. 26,553 - Partly Cloudy - 77 F

livebaseballscorecards.com

AB	31
R	0
H	7
RBI	0
BB	0
SO	8
LOB	7

WP: 0 PA: 31
PB: 0
SB: 0
CS: 0

Batter	1	2	3	4	5	6	7	8	9	AB	R	H	RBI	BB	SO	LOB
1 Adam Eaton, L (1, 8) OBP: 0.327, SLG: 0.397	B FF 95 B SI 94 C SI 95 F FF 96 B SI 95 F SI 94 X FF 96 3-2 53 1B 18 1B 1B	B FF 94 B CH 86 C CH 86 B SI 94 B SI 94 4-1 18 G5-4-3 BB		B CH 90 F FF 92 B CH 91 B CH 91 B CH 90 4-1 18 S BB			C CU 81 B SI 91 B CU 84 X SI 92 2-1 53 1B 18 1B 1B	F FF 95 B FF 94 C KC 84 S KC 86 1-3 K		2	2	2	0	2	0	0
20 JB Shuck, L (8, PH) (8, 8) OBP: 0.337, SLG: 0.333										1	0	0	0	0	1	1
18 Tyler Saladino, R (1, 5) OBP: 0.300, SLG: 0.469	C FF 95 1 SAFE C FF 93 B CH 89 F SI 94 X SL 88 1-2 79 PB 53 1B 79 1B 1-2 1B	1 SAFE F CH 86 B FF 93 X SL 85 1-1 G5-4-3 1-2f		C SL 86 C CU 83 F SL 85 B FF 93 X CU 80 1-2 G5-3 1-2			F FF 96 F FF 96 X FF 97 0-2 53 1B 25 1B 1-2 1B		B SI 90 C SI 91 F SL 82 X SI 91 1-2 53 2B 79 1B 1B	5	3	3	0	0	0	2
53 Melky Cabrera, S (1, 7) OBP: 0.310, SLG: 0.369	B SI 95 X CH 89 1-0 79 PB 79 1B 1-2 2-H 1B	C CU 81 F CH 88 S SL 87 0-3 K			C SI 92 F CU 81 B SI 91 S CU 84 1-3 K		F FF 98 F FF 98 B CH 91 D CH 91 F FF 98 X FF 97 2-2 25 1B 1-3 2-H 1B		C CH 83 X SL 83 0-1 79 1B 26 1B 1-3 2B	5	2	3	2	0	2	0
79 José Abreu, R (1, 3) OBP: 0.339, SLG: 0.473	B SI 96 X SI 96 1-0 26 FC5-4 1-H 2-H 1B		B SL 87 S SI 93 S CU 85 X SL 88 1-2 G5-3		C CU 83 B SI 93 C SI 91 S CU 86 1-3 K		C SL 85 B FF 96 C FF 97 D SL 86 F SL 86 T FF 97 2-2 K		C SI 92 S SL 83 B SL 83 X SI 92 1-2 10 F9 26 1B 2-3 3-H 1B	5	0	2	3	0	2	2
25 Adam LaRoche, L (1, 10) OBP: 0.310, SLG: 0.352	S FF 94 B FF 95 F CH 88 F CH 89 C FF 95 1-3 K		F FF 95 S SL 87 F CH 88 B FF 91 S SL 88 1-3 K		B SI 92 F SI 92 C SI 92 F CU 85 F SI 92 B CU 80 F SI 92 S CU 84 2-3 K		X FF 98 0-0 1-2 3-H 1B		C CH 83 B CH 82 F SI 90 S SL 81 1-3 K	5	0	1	1	0	4	3
26 Avisaíl García, R (1, 9) OBP: 0.316, SLG: 0.371	F CH 88 B SI 94 X CH 88 1-1 FC5-4 10 2B 21 1B 1-2f		B SI 94 B CH 88 S CH 88 F FF 95 F CU 82 F SL 88 F SI 94 S CU 82 2-3 K			F CU 82 X CU 84 0-1 G5-3	X FF 98 0-0 G4-3		F SI 91 B SL 80 B SL 82 F SI 91 X CH 85 2-2 1-2 3-H 1B	5	1	1	1	0	1	3
10 Alexei Ramirez, R (1, 6) OBP: 0.259, SLG: 0.318	B SI 94 B SI 94 C SL 87 S SL 88 1 SAFE B CH 89 F SI 94 X SI 94 3-2 21 1B 1-3 2B			S FF 92 B FF 93 C CU 81 S SL 87 1-3 K		C SI 92 S CU 84 B CU 85 X CU 84 1-2 L7		X FF 96 0-0 G1-3	C SI 91 F SI 90 X SI 91 0-2 F9 2-3	5	1	1	0	0	1	2
21 Tyler Flowers, R (1, 2) OBP: 0.259, SLG: 0.351	F SL 88 X FF 94 0-1 2-H 3-H 1B			B SL 86 B FF 94 X SI 92 2-0 G5-3		B SI 92 X CU 83 1-0 P3		B FF 95 F FF 93 B FF 97 X FF 96 2-1 F7	C SI 91 B SI 90 B SL 82 X SI 90 2-1 G5-3	5	0	1	2	0	0	2
5 Yolmer Sánchez, S (1, 4) OBP: 0.248, SLG: 0.282	B FF 94 F SI 94 X CH 86 1-1 G1-3			C FF 94 B CU 83 F SL 87 X SL 87 1-2 HR			C SI 90 B SI 89 S CU 84 X SI 90 1-2 G5-3	X FF 94 0-0 1B		4	1	2	1	0	0	1
Inning Stats	R: 5 E: 0 K: 1 S: 24 H: 6 LOB: 1 BB: 0 P: 36	R: 0 E: 0 K: 1 S: 6 H: 0 LOB: 0 BB: 1 P: 11	R: 0 E: 0 K: 2 S: 13 H: 0 LOB: 0 BB: 0 P: 17	R: 1 E: 0 K: 1 S: 12 H: 1 LOB: 1 BB: 1 P: 21	R: 0 E: 0 K: 3 S: 12 H: 0 LOB: 0 BB: 0 P: 16	R: 0 E: 0 K: 0 S: 6 H: 0 LOB: 0 BB: 0 P: 8	R: 2 E: 0 K: 1 S: 18 H: 4 LOB: 2 BB: 0 P: 25	R: 0 E: 0 K: 1 S: 7 H: 1 LOB: 1 BB: 0 P: 10	R: 2 E: 0 K: 1 S: 19 H: 4 LOB: 2 BB: 0 P: 26	1B: 13 2B: 2 3B: 0 HR: 1 SF: 0 SAC: 0 DP: 1 HBP: 0	WP: 0 PB: 1 SB: 1 CS: 0 PA: 44					

TOP

Chicago White Sox @ Cleveland Indians

Progressive Field, Cleveland, OH

Sat Jul 25 2015, 7:12 PM - 10:04 PM EDT

Att. 24,763 - Clear - 86 F

livebaseballscorecards.com

AB	42
R	10
H	16
RBI	10
BB	2
SO	11
LOB	16

PITCHER		IP	WLS	BF	H	R	ER	SO	BB	IBB	HBP	BLK	WP	HR	S	P	ERA	WHIP
59 Carlos Carrasco, R ERA: 4.26	(1, 1)	4.0	L	20	7	6	6	5	2	0	0	0	0	1	55	85	13.50	2.250
53 Jeff Manship, R ERA: 1.26	(5, 1)	2.1		8	1	1	1	3	0	0	0	0	0	0	23	32	3.86	0.429
49 Austin Adams, R ERA: 3.26	(7, 1)	1.1		7	3	1	1	1	0	0	0	0	0	0	16	22	6.75	2.250
37 Cody Allen, R ERA: 3.57	(8, 1)	0.1		2	1	0	0	1	0	0	0	0	0	0	4	5	0.00	3.000
54 Ryan Webb, R ERA: 3.0	(9, 1)	1.0		7	4	2	2	1	0	0	0	0	0	0	19	26	18.00	4.000

PITCHER	IP	WLS	BF	H	R	ER	SO	BB	IBB	HBP	BLK	WP	HR	S	P	ERA	WHIP

Batter	1	2	3	4	5	6	7	8	9	AB	R	H	RBI	BB	SO	LOB
4 Mike Aviles, R (1, 4) OBP: 0.289, SLG: 0.330	C SI 96 F SI 94 B SL 78 B SL 80 B SI 96 X CH 85 3-2 G6-3 ①		C CH 84 B SL 77 S CH 88 B SL 78 X CH 89 2-2 F8 ③			C SI 92 B CH 83 F SI 94 F SI 94 X SL 74 1-2 L6 ①	X CH 86 0-0 G5-3 ③			4	0	0	0	0	0	1
12 Francisco Lindor, S (1, 6) OBP: 0.295, SLG: 0.362	C SI 94 B SL 78 F SI 96 X SI 95 1-2 G4-3 ②			C CH 82 X CH 83 0-1 G6-3 ①		B CH 84 B SI 94 X CH 84 2-0 41 WP 9 1B 1B		B SI 89 B SI 86 X SI 90 2-0 23 G3-1 9 G6-3 2B		4	1	2	0	0	0	0
23 Michael Brantley, L (1, 8) OBP: 0.377, SLG: 0.451	C CH 84 F SI 91 B SI 93 F SL 79 F CH 84 X SI 96 1-2 2B			C SI 91 B SI 95 C SL 77 C SL 74 1-3 K ②		1 SAFE F SI 95 F SI 96 X SI 90 0-2 L6 ②		B FF 90 F SL 82 X SI 90 1-1 G3-1 ① 2-3		4	0	1	0	0	1	2
9 Ryan Raburn, R (1, 7) OBP: 0.362, SLG: 0.485	C SI 95 B SI 97 B SL 80 C CH 86 B SI 90 S SI 97 3-3 K ③			C CH 86 B SI 90 C SI 94 B SL 80 B CH 83 F CH 86 X SI 96 3-2 L8 ③		C SI 95 X SI 95 0-1 41 WP 1-2 1B		X SI 87 0-0 G6-3 ② 3-H		4	0	1	1	0	1	1
41 Carlos Santana, S (1, 3) OBP: 0.356, SLG: 0.383		C CH 84 B SI 93 C SL 76 X CH 85 1-2 G6-3 ①			B SL 74 X CH 85 1-0 36 1B 2B	B SI 96 C SI 96 S SI 96 B SL 77 X CH 89 3-2 G6-3 ③ 1-2 2-3		B CU 74 B SI 89 B SL 84 C SI 90 C CH 84 C CU 74 3-3 K ③		4	1	1	0	0	1	2
10 Yan Gomes, R (1, 2) OBP: 0.254, SLG: 0.354		C SI 90 B SI 92 B SI 92 X CH 85 2-1 F9 ②			F SI 94 F SI 94 B SI 96 S SI 96 1-3 K ①		X CH 83 0-0 39 2B 2B		F FC 88 X FC 89 0-1 G6-3 ①	4	1	1	0	0	1	1
44 Brandon Moss, L (1, 9) OBP: 0.288, SLG: 0.414		B SI 92 C SI 93 S SL 76 S SL 79 1-3 K ③			X SI 95 0-0 F8 ②	C SL 76 S CH 86 B SL 77 B SL 76 F CH 84 S SI 94 2-3 K ①			C FS 86 S FS 85 S FC 86 0-3 K ②	4	0	0	0	0	3	2
36 Jesús Aguilar, R (1, 10) OBP: 0.286, SLG: 0.286			F SI 93 F SI 95 B SI 90 S SL 79 1-3 K ①		C CH 86 B CH 82 S CH 86 F SI 96 X SL 81 1-2 2-H 1B	C CH 87 X SI 96 0-1 F8 ②			B FC 88 S FS 85 S FS 85 S FS 84 1-3 K2-3 ③	4	0	1	1	0	2	1
39 Gio Urshela, R (1, 5) OBP: 0.287, SLG: 0.328			C CH 84 B SI 93 B CH 84 S CH 84 F CH 83 S SI 95 2-3 K ②		X SI 96 0-0 G4-3 ③		C SI 95 D SL 79 S SL 74 F SI 96 X SI 96 1-2 2-H 2B			3	0	1	1	0	1	1
Inning Stats	R: 0 E: 0 K: 1 S: 14 H: 1 LOB: 1 BB: 0 P: 22	R: 0 E: 0 K: 1 S: 8 H: 0 LOB: 0 BB: 0 P: 12	R: 0 E: 0 K: 2 S: 10 H: 0 LOB: 0 BB: 0 P: 15	R: 0 E: 0 K: 1 S: 9 H: 0 LOB: 0 BB: 0 P: 13	R: 1 E: 0 K: 1 S: 10 H: 2 LOB: 1 BB: 0 P: 13	R: 0 E: 0 K: 0 S: 13 H: 2 LOB: 2 BB: 0 P: 19	R: 1 E: 0 K: 1 S: 12 H: 2 LOB: 1 BB: 0 P: 15	R: 1 E: 0 K: 1 S: 7 H: 1 LOB: 0 BB: 0 P: 13	R: 0 E: 0 K: 2 S: 8 H: 0 LOB: 0 BB: 0 P: 9	1B: 3 2B: 5 3B: 0 HR: 0	SF: 0 SAC: 0 DP: 0 HBP: 0		WP: 1 PB: 0 SB: 0 CS: 0	PA: 35			

PITCHER		IP	WLS	BF	H	R	ER	SO	BB	IBB	HBP	BLK	WP	HR	S	P	ERA	WHIP
49 Chris Sale, L ERA: 2.85	(1, 1)	7.0	W	28	7	2	2	7	0	0	0	0	1	0	76	109	2.57	1.000
33 Zach Duke, L ERA: 3.43	(8, 1)	1.0		4	1	1	1	1	0	0	0	0	0	0	7	13	9.00	1.000
57 Zach Putnam, R ERA: 3.38	(9, 1)	1.0		3	0	0	0	2	0	0	0	0	0	0	8	9	0.00	0.000

PITCHER	IP	WLS	BF	H	R	ER	SO	BB	IBB	HBP	BLK	WP	HR	S	P	ERA	WHIP

BOTTOM

Chicago White Sox @ Cleveland Indians

Progressive Field, Cleveland, OH

Sat Jul 25 2015, 7:12 PM - 10:04 PM EDT

Att. 24,763 - Clear - 86 F

livebaseballscorecards.com

AB	35
R	3
H	8
RBI	3
BB	0
SO	10
LOB	11

Batter	1	2	3	4	5	6	7	8	9	AB	R	H	RBI	BB	SO	LOB
20 JB Shuck, L (1, 8) OBP: 0.330, SLG: 0.326	C CH 89 F FF 93 X CH 81 0-2 ① G1-3		X FF 94 0-0 ① G4-3		C FF 91 F FF 93 X SI 93 0-2 ② FC4-6 18 BB 1-2f		1 SAFE 1 SAFE B SI 93 X SI 92 1-0 ② F9		C SL 83 F SI 91 X SL 83 0-2 18 CS 1B	5	0	1	0	0	0	2
18 Tyler Saladino, R (1, 5) OBP: 0.327, SLG: 0.451	B FF 92 B SL 83 F FF 93 B FF 92 C FF 93 D FF 94 4-2 53 G4-3 BB		C FF 93 C FF 93 F SI 94 F FF 95 F CH 86 F FF 95 X FF 96 0-2 ② G6-3		1 SAFE B FF 92 1 SAFE B FF 92 B FF 92 C SI 92 B SI 94 4-1 1-2 BB		T FF 94 B FF 94 B FF 94 F FF 94 B FF 94 F FF 94 B FF 94 4-2 53 E 53 1B 1-2 BB		1 SAFE 1 SAFE B FC 90 C FC 90 F FC 93 X FC 92 1-2 ②③ F9 1-2	2	0	0	0	3	0	1
53 Melky Cabrera, S (1, 7) OBP: 0.312, SLG: 0.371	B FF 91 B SI 90 C FF 93 F FF 94 X CH 84 2-2 ② G4-3 1-2		B FF 95 F FF 93 B SL 85 X CH 83 2-1 1B		C FF 95 X FF 94 0-1 ③ L6		C FF 96 X FC 92 0-1 E5 1-3 2-H 1B			4	0	2	1	0	0	3
79 José Abreu, R (1, 3) OBP: 0.340, SLG: 0.472	D SI 94 B CH 84 S SL 84 S CH 84 B FF 95 X SL 85 3-2 ③ F7		C FF 94 D SL 86 X SI 93 1-1 ③ G1-3			C FF 93 B SL 86 B SL 86 C CH 84 X SL 85 2-2 E7 1B	I IN 54 I IN 58 I IN 53 I IN 50 4-0 IBB			3	0	1	0	1	0	2
25 Adam LaRoche, L (1, 10) OBP: 0.306, SLG: 0.347		C SL 82 B FF 93 F SI 92 S CH 83 1-3 ① K	X CH 89 0-0 ① F7			C FF 95 F CH 85 B FF 94 S FF 95 1-3 ① K	B FF 96 S FF 95 F FF 96 F FF 97 F FF 96 S FF 97 1-3 ③ K			4	0	0	0	0	3	4
26 Avisaíl García, R (1, 9) OBP: 0.315, SLG: 0.369		C FF 94 X CH 85 0-1 10 S 1B	C FF 93 C FF 92 B FF 94 B FF 94 B SI 94 S FF 95 3-3 ② K			B FF 94 S FF 95 F FF 95 S FF 95 1-3 ② K		S FF 95 F FF 95 B CU 83 B FF 97 S FF 96 2-3 ① K		4	0	1	0	0	3	1
10 Alexei Ramirez, R (1, 6) OBP: 0.256, SLG: 0.314		D FF 94 1 SAFE C FF 93 C CU 78 B CU 78 1 SAFE B FF 94 S CH 84 3-3 ② K 1-2	F FF 94 X FF 94 0-1 ③ G3-1			X FF 96 0-0 ③ F9		X FF 94 0-0 ② G6-3		4	0	0	0	0	1	2
21 Tyler Flowers, R (1, 2) OBP: 0.254, SLG: 0.344		B FF 95 B FF 95 D FF 94 C FF 93 S FF 94 S FF 94 3-3 ③ K			F FF 91 F FF 94 S FF 94 0-3 ① K		B SI 93 C CH 82 B FF 93 F FF 95 B FF 96 S FF 94 3-3 ① K	B SL 82 F SI 95 S FF 94 S FF 95 1-3 ③ K		4	0	0	0	0	4	1
5 Yolmer Sánchez, S (1, 4) OBP: 0.257, SLG: 0.307			C CH 82 F FF 93 F CH 84 F SL 84 X SL 83 0-2 HR		C SI 93 F FF 95 X FF 95 0-2 20 FC4-6 1B		X FF 95 0-0 18 BB 53 1B 1B		C SI 91 S SL 84 B SL 84 S SL 84 1-3 ① K2-3	4	2	3	1	0	1	0

Inning Stats	1	2	3	4	5	6	7	8	9
	R: 0 E: 0 K: 0 S: 11	R: 0 E: 0 K: 3 S: 11	R: 1 E: 0 K: 0 S: 17	R: 0 E: 0 K: 1 S: 6	R: 0 E: 0 K: 1 S: 12	R: 0 E: 1 K: 2 S: 10	R: 1 E: 1 K: 2 S: 15	R: 0 E: 0 K: 2 S: 7	R: 0 E: 0 K: 1 S: 9
	H: 0 LOB: 1 BB: 1 P: 20	H: 1 LOB: 1 BB: 0 P: 18	H: 2 LOB: 0 BB: 0 P: 20	H: 0 LOB: 0 BB: 0 P: 9	H: 1 LOB: 2 BB: 1 P: 16	H: 1 LOB: 1 BB: 0 P: 14	H: 2 LOB: 3 BB: 2 P: 28	H: 0 LOB: 0 BB: 0 P: 10	H: 1 LOB: 0 BB: 0 P: 11

1B: 7 SF: 0
2B: 0 SAC: 0
3B: 0 DP: 0
HR: 1 HBP: 0

WP: 0 PA: 38
PB: 0
SB: 1
CS: 1

PITCHER		IP	WLS	BF	H	R	ER	SO	BB	IBB	HBP	BLK	WP	HR	S	P	ERA	WHIP
31 Danny Salazar, R ERA: 3.72	(1, 1)	6.2	L	29	6	2	2	8	3	0	0	0	0	1	75	113	2.70	1.350
34 Zach McAllister, R ERA: 3.0	(7, 1)	1.1		6	1	0	0	3	0	1	0	0	0	0	14	22	0.00	0.750
35 Marc Rzepczynski, L ERA: 3.6	(9, 1)	0.1		2	1	0	0	1	0	0	0	0	0	0	6	7	0.00	3.000
27 Bryan Shaw, R ERA: 1.77	(9, 1)	0.2		1	0	0	0	0	0	0	0	0	0	0	3	4	0.00	0.000

PITCHER	IP	WLS	BF	H	R	ER	SO	BB	IBB	HBP	BLK	WP	HR	S	P	ERA	WHIP

TOP

Chicago White Sox @ Cleveland Indians

Progressive Field, Cleveland, OH

Sun Jul 26 2015, 1:13 PM - 4:04 PM EDT

Att. 17,751 - Sunny - 80 F

livebaseballscorecards.com

AB	34
R	2
H	8
RBI	2
BB	4
SO	12
LOB	16

BOTTOM

Chicago White Sox @ Cleveland Indians

Progressive Field, Cleveland, OH

Sun Jul 26 2015, 1:13 PM - 4:04 PM EDT

Att. 17,751 - Sunny - 80 F

livebaseballscorecards.com

Batter	1	2	3	4	5	6	7	8	9	AB	R	H	RBI	BB	SO	LOB
22 Jason Kipnis, L (1, 4) OBP: 0.397, SLG: 0.476	C CH 86 C SI 89 X SL 84 0-2 ① F9		B SL 88 F FF 92 F SI 91 X SI 94 1-2 ②③ G6-4-3 1-2f			C SL 85 X SI 92 0-1 ① L6		C SI 89 F SL 81 S CU 76 0-3 ② K		4	0	0	0	0	1	2
12 Francisco Lindor, S (1, 6) OBP: 0.300, SLG: 0.362	L SI 89 X CH 82 0-1 ② G5-3			C CH 88 F SL 85 X SL 89 0-2 1B		B CH 85 S CH 83 B CH 83 F CH 83 F SL 89 B CH 83 F SI 94 S SL 88 3-3 ② K2-3		C CU 75 B CH 85 F CU 76 B SI 87 B CH 86 F CU 76 F SL 83 B SI 89 4-2 BB		3	0	1	0	1	1	0
23 Michael Brantley, L (1, 8) OBP: 0.373, SLG: 0.445	B SL 84 B SI 91 C SI 91 B SL 84 C SL 83 S SL 86 3-3 ③ K			1 SAFE L FF 90 F FF 90 S SL 86 0-3 ① K		C SL 89 B SL 87 C SL 89 X SL 92 1-2 ③ G4-3		B SL 82 F SL 84 B SI 90 B SI 89 1 SAFE X SL 84 3-1 ③ P5		4	0	0	0	0	2	2
9 Ryan Raburn, R (1, 7) OBP: 0.355, SLG: 0.474 39 Gio Urshela, R (8, 5) OBP: 0.292, SLG: 0.350		C CH 87 B CH 80 B SL 85 F SL 84 C FF 93 2-3 ① K		1 SAFE F SI 90 F SI 90 1 SAFE T FF 93 0-2 ② K			C CH 82 B CH 84 F SI 92 S SL 88 1-3 ① K2-3		B KC 80 F FC 90 X KC 82 1-1 7 G4-3 3B	3 1	0 1	0 1	0 0	0 0	3 0	1 0
41 Carlos Santana, S (1, 10) OBP: 0.355, SLG: 0.382		C FF 92 B SL 87 B FF 92 S CH 85 S SL 88 2-3 ② K		B CH 84 F SL 84 B SI 94 X SL 86 2-1 ③ G5-3			B SL 86 B CH 84 C SI 93 B SI 91 F SI 91 X FF 94 3-2 44 1B 1B		C KC 82 B FC 93 C FF 92 S KC 83 1-3 ① K	4	0	1	0	0	2	2
36 Jesús Aguilar, R (1, 3) OBP: 0.300, SLG: 0.222 7 David Murphy, L (9, PH) OBP: 0.345, SLG: 0.441		B CH 86 C SI 92 F CH 83 B SL 89 B FF 93 X SL 87 3-2 ③ F8			C CH 84 F FF 94 F SI 94 B SL 88 H SI 94 2-2 HBP		B SI 92 T SI 92 S CH 84 F SL 89 F SL 88 1 SAFE S CH 85 1-3 ② K		C KC 82 X KC 83 0-1 ② G4-3 3-H	2 1	0 0	0 0	0 1	0 0	1 0	1 0
44 Brandon Moss, L (1, 9) OBP: 0.290, SLG: 0.415			B SL 85 B FF 89 B SI 89 C SI 90 X SI 91 3-1 55 2B 4 FC3-2 1B		S SL 84 F SL 87 F SL 89 S SL 88 0-3 ① K		B SL 87 B SI 94 S SL 87 X SL 86 2-1 1-3 1B		B KC 83 F KC 81 B KC 82 X FC 92 2-1 ③ F8	4	0	2	0	0	1	1
55 Roberto Pérez, R (1, 2) OBP: 0.357, SLG: 0.421			B SI 90 B SI 90 C SI 92 B SI 90 X SI 90 3-1 1-3 2B		D SI 94 F SI 93 1 SAFE B SI 92 C SL 86 X SI 95 2-2 ② L9		C SI 92 B SI 94 C SI 95 S SI 95 1-3 ③ K			3	0	1	0	0	1	3
4 Mike Aviles, R (1, 5) OBP: 0.285, SLG: 0.324 (8, 7)			B SI 93 B SL 83 B SL 86 C SI 92 X SI 92 3-1 ① FC3-2 22 G6-4-3 3-H		F SL 83 B SL 86 S CH 83 X SL 87 1-2 ③ F9			S CH 87 S CH 86 S SI 96 0-3 ① K		3	0	0	0	0	1	3
Inning Stats	R: 0 E: 0 K: 1 S: 8 H: 0 LOB: 0 BB: 0 P: 11	R: 0 E: 0 K: 2 S: 9 H: 0 LOB: 0 BB: 0 P: 16	R: 0 E: 0 K: 0 S: 9 H: 2 LOB: 1 BB: 0 P: 19	R: 0 E: 0 K: 2 S: 11 H: 1 LOB: 1 BB: 0 P: 13	R: 0 E: 0 K: 1 S: 13 H: 0 LOB: 1 BB: 0 P: 18	R: 0 E: 0 K: 1 S: 10 H: 0 LOB: 0 BB: 0 P: 14	R: 0 E: 0 K: 3 S: 16 H: 2 LOB: 2 BB: 0 P: 24	R: 0 E: 0 K: 2 S: 12 H: 0 LOB: 1 BB: 1 P: 19	R: 1 E: 0 K: 1 S: 9 H: 1 LOB: 0 BB: 0 P: 13	1B: 4 2B: 1 3B: 1 HR: 0 SF: 0 SAC: 0 DP: 1 HBP: 1						

	AB	32
	R	1
	H	6
	RBI	1
	BB	1
	SO	13
	LOB	15

PITCHER		IP	WLS	BF	H	R	ER	SO	BB	IBB	HBP	BLK	WP	HR	S	P	ERA	WHIP
55 Carlos Rodón, L ERA: 4.09	(1, 1)	6.2	W	25	5	0	0	9	0	0	1	0	0	0	73	111	0.00	0.750
52 Jake Petricka, R ERA: 3.18	(7, 1)	0.2	H	2	0	0	0	2	0	0	0	0	0	0	6	7	0.00	0.000
33 Zach Duke, L ERA: 3.38	(8, 1)	0.2	H	3	0	0	0	1	1	0	0	0	0	0	9	16	0.00	1.500
30 David Robertson, R ERA: 2.48	(9, 1)	1.0	S	4	1	1	1	1	0	0	0	0	0	0	9	13	9.00	1.000

PITCHER	IP	WLS	BF	H	R	ER	SO	BB	IBB	HBP	BLK	WP	HR	S	P	ERA	WHIP

Batter	1	2	3	4	5	6	7	8	9	AB	R	H	RBI	BB	SO	LOB
2 Alcides Escobar, R (1, 6) OBP: 0.327, SLG: 0.360	S FF 94 X FF 94 0-1 G4-3	1 SAFE C FF 93 C FC 90 1 SAFE X FF 93 0-2 F9			X FF 92 0-0 8 G4-3 35 1B 2B	B FC 90 X FF 92 1-0 P3		F FF 97 C SL 84 B SL 86 X SL 84 1-2 F7		5	1	1	0	0	0	2
8 Mike Moustakas, L (1, 5) OBP: 0.354, SLG: 0.438	F FF 94 S CU 82 B FF 94 B CH 87 X FF 94 2-2 6 BB 35 HR 1B	X FF 94 0-0 G4-3			D CH 84 B CU 79 X FF 90 2-0 G4-3 2-3	X SI 90 0-0 P4		B FF 97 B CH 89 C FF 96 X FF 97 2-1 L9		5	1	1	0	0	0	3
6 Lorenzo Cain, R (1, 8) OBP: 0.370, SLG: 0.501 16 Paulo Orlando, R (7, 7) OBP: 0.276, SLG: 0.416	B FF 94 B FF 94 B CH 86 C FF 93 B FF 93 4-1 35 HR 1-2 BB	B FF 93 S CH 85 X FF 92 1-1 L8			B FC 88 B FF 92 S FC 89 B FF 92 F CH 85 F FC 90 F FF 94 D FF 93 4-2 35 1B 25 2B BB	B SI 90 X SI 90 1-0 35 1B 25 1B 1B		F FF 97 F FF 96 F FF 98 F SL 85 X SL 86 0-2 E6 25 G5-3 35 G3		2 1	3 0	1 0	0 0	2 0	0 0	0 0
35 Eric Hosmer, L (1, 3) OBP: 0.368, SLG: 0.467	X FF 94 0-0 1-H 2-H HR	X CH 84 0-0 G3-1			X FC 90 0-0 25 2B 1-2 3-H 1B	B SL 85 B SI 91 C SI 92 B SL 84 F SI 91 F SI 92 X SL 83 3-2 25 1B 13 SF9 1-2 1B		S FF 96 B FF 97 D SL 86 X FF 96 2-1 G3 1-2		5	3	3	4	0	0	1
25 Kendrys Morales, S (1, 10) OBP: 0.343, SLG: 0.457	S FF 94 X FF 86 0-1 G5-3	B FF 93 B CH 86 F FF 92 X FF 92 2-1 13 FC6-4 1B			D CH 84 S CH 84 X FF 92 1-1 13 G6-3 1-H 2-H 2B	X SI 92 0-0 15 BB 1-3 2-H 1B		S FF 97 F FF 97 B SL 86 B FF 97 X FF 97 2-2 G5-3 2-3		5	0	3	3	0	0	1
13 Salvador Perez, R (1, 2) OBP: 0.264, SLG: 0.427	B FF 95 X FC 89 1-0 G6-3	F FC 90 X FF 94 0-1 FC6-4 1-2f			C FC 91 F CH 86 B FF 93 F CU 81 B FF 93 X CH 85 2-2 G6-3 2-3		B CU 80 C SI 91 F SI 90 X CU 83 1-2 SF9 3-H		C FF 95 X FF 97 0-1 P4	4	0	0	1	0	0	3
15 Alex Rios, R (1, 9) OBP: 0.293, SLG: 0.332		F FF 94 F FC 88 F CU 83 B FF 95 B FF 94 F CH 87 B FF 95 S FF 94 3-3 K		F FC 88 S CH 86 C FF 92 0-3 K	C FF 93 X FC 89 0-1 G5-3		B SI 91 B SI 91 B SI 93 B SI 90 4-0 14 G4-6-3 1-2 BB			3	0	0	0	1	2	1
14 Omar Infante, R (1, 4) OBP: 0.244, SLG: 0.316		X FF 94 0-0 HR		C FC 90 X FF 93 0-1 F9		C FF 90 B FC 87 B CH 83 F CH 84 B FC 88 X FF 93 3-2 G1-3	B CU 83 C SI 91 X SI 92 1-1 G4-6-3 1-2f			4	1	1	1	0	0	2
1 Jarrod Dyson, L (1, 7) OBP: 0.326, SLG: 0.392 (7, 8)		H FF 94 1-0 HBP		X CH 86 0-0 G3		C CH 84 X CH 84 0-1 3B		C FF 96 F FF 96 S SL 86 0-3 K		3	0	1	0	0	1	0
Inning Stats	R: 3 E: 0 K: 0 S: 10 H: 2 LOB: 0 BB: 1 P: 17	R: 1 E: 0 K: 1 S: 10 H: 1 LOB: 1 BB: 0 P: 14	R: 0 E: 0 K: 0 S: 7 H: 1 LOB: 1 BB: 0 P: 10	R: 0 E: 0 K: 1 S: 6 H: 0 LOB: 0 BB: 0 P: 6	R: 3 E: 0 K: 0 S: 15 H: 3 LOB: 1 BB: 1 P: 24	R: 0 E: 0 K: 0 S: 7 H: 1 LOB: 1 BB: 0 P: 11	R: 2 E: 0 K: 0 S: 11 H: 3 LOB: 1 BB: 1 P: 21	R: 0 E: 0 K: 1 S: 8 H: 0 LOB: 0 BB: 0 P: 11	R: 0 E: 1 K: 0 S: 12 H: 0 LOB: 1 BB: 0 P: 16	1B: 6 2B: 2 3B: 1 HR: 2 SF: 1 SAC: 0 DP: 1 HBP: 1						

PITCHER		IP	WLS	BF	H	R	ER	SO	BB	IBB	HBP	BLK	WP	HR	S	P	ERA	WHIP
56 Cody Anderson, R ERA: 3.26	(1, 1)	5.2	L	28	8	7	7	2	2	0	1	0	0	2	54	81	11.12	1.765
35 Marc Rzepczynski, L ERA: 4.43	(6, 1)	0.1		4	3	2	2	0	0	0	0	0	0	0	7	11	54.00	9.000
53 Jeff Manship, R ERA: 1.17	(7, 1)	1.0		3	0	0	0	0	1	0	0	0	0	0	5	11	0.00	1.000
49 Austin Adams, R ERA: 2.95	(8, 1)	2.0		7	0	0	0	1	0	0	0	0	0	0	20	27	0.00	0.000

PITCHER	IP	WLS	BF	H	R	ER	SO	BB	IBB	HBP	BLK	WP	HR	S	P	ERA	WHIP

TOP

Kansas City Royals @ Cleveland Indians

Progressive Field, Cleveland, OH

Mon Jul 27 2015, 7:11 PM - 10:10 PM EDT

Att. 13,611 - Clear - 81 F

livebaseballscorecards.com

AB	37
R	9
H	11
RBI	9
BB	3
SO	3
LOB	13

Batter	1	2	3	4	5	6	7	8	9	AB	R	H	RBI	BB	SO	LOB
22 Jason Kipnis, L (1, 4) OBP: 0.402, SLG: 0.479	X SI 92 0-0 23 1B F8-2 1B	C KC 80 D KC 81 S CH 84 F KC 81 X CH 86 1-2 12 FC6 1-2 2-3 1B		C KC 79 B CH 84 B CH 83 X CH 84 2-1 ③ L8			B SI 94 B SI 94 B SI 94 B SI 94 4-0 12 HR 1-2 BB		C FF 89 B SI 90 C CU 75 B CH 83 F SL 82 X SL 81 2-2 12 G4-6-3 1B	4	1	3	0	1	0	0
12 Francisco Lindor, S (1, 6) OBP: 0.297, SLG: 0.377	C SI 91 X FF 92 0-1 ① F7	F CH 84 S KC 81 B FF 91 X KC 82 1-2 ③ FC6 1-2f			B SI 92 F SI 92 F SI 92 B FF 94 B KC 81 X SI 93 3-2 ① F7		X FF 90 0-0 1-H 2-H HR		B FF 88 X SL 82 1-0 ① ② G4-6-3 1-2f	5	1	1	3	0	0	5
23 Michael Brantley, L (1, 7) OBP: 0.376, SLG: 0.444	F SI 92 X FF 93 0-1 1-3 1B		B KC 77 B SI 92 C SI 93 S CH 84 B CH 86 B CH 83 4-2 41 F8 1B BB		B KC 79 B CH 83 B SI 94 B SI 93 4-0 FC3-6 BB		C SI 88 X CU 78 0-1 ① G4-3		C SL 83 F CH 84 B FF 89 F CU 76 X FF 90 1-2 ③ L6-3	3	0	1	0	2	0	0
David Murphy, L (1, 10) OBP: 0.344, SLG: 0.437	C FF 94 X CH 83 0-1 ② ③ F8-2 3-H		C CH 84 X SI 94 0-1 1-2 1B		B SI 95 C FF 94 C CH 83 F KC 82 X KC 81 1-2 ② FC3-6 1-2f		X SL 82 0-0 ② P2			4	0	1	0	0	0	3
41 Carlos Santana, S (1, 3) OBP: 0.354, SLG: 0.389		B SI 93 C CH 82 C KC 78 F KC 80 F CH 85 X SI 94 1-2 HR	B KC 80 X SI 95 1-0 ① F8 2-3		C CH 85 X KC 84 0-1 ③ G4-3		C SL 83 B CU 78 B CH 85 B SL 83 F CH 89 F SL 83 F SL 83 S SL 83 3-3 ③ K			4	1	1	1	0	1	3
44 Brandon Moss, L (1, 9) OBP: 0.292, SLG: 0.415		B KC 80 B CH 83 B CH 82 C SI 93 B CH 84 4-1 22 1B 39 1B BB	B CH 85 S CH 85 C KC 80 B CH 86 S CH 86 2-3 ② K			B KC 79 C SI 93 S SI 93 S CH 85 1-3 ① K		S SL 81 S CH 83 X FF 90 0-2 1B		3	0	1	0	1	2	2
10 Yan Gomes, R (1, 2) OBP: 0.249, SLG: 0.346		F FF 93 X KC 80 0-1 ① F8	F CH 85 B FF 94 F KC 80 D SI 88 F CH 86 X KC 82 2-2 ③ F8			C KC 81 X CH 84 0-1 ② G5-3		B SL 84 F SL 83 C FF 90 C SI 90 1-3 ① K		4	0	0	0	0	1	4
24 Michael Bourn, L (1, 8) OBP: 0.295, SLG: 0.272		X SI 94 0-0 ② L8		B SI 92 B SI 92 B SI 92 C SI 92 X SI 92 3-1 ① F7		C KC 80 B CH 85 S CH 84 F KC 81 B FF 95 B KC 78 S SI 94 3-3 ③ K		B SI 90 X SI 89 1-0 ② F8		4	0	0	0	0	1	2
39 Gio Urshela, R (1, 5) OBP: 0.299, SLG: 0.349		C SI 95 X CH 84 0-1 22 1B 1-2 1B		B FF 93 F KC 82 F CH 86 F CH 87 B FF 95 F KC 82 T SI 95 2-2 ② K			B KC 80 T SI 93 F SI 95 B CH 87 F SI 94 B KC 82 F FF 95 B KC 79 4-2 22 BB 12 HR BB	X FF 90 0-0 ③ P3		3	1	1	0	1	1	1
Inning Stats	R: 0 E: 0 K: 0 S: 7 H: 2 LOB: 1 BB: 0 P: 7	R: 1 E: 0 K: 0 S: 18 H: 3 LOB: 3 BB: 1 P: 25	R: 0 E: 0 K: 1 S: 12 H: 1 LOB: 2 BB: 1 P: 21	R: 0 E: 0 K: 1 S: 9 H: 0 LOB: 0 BB: 0 P: 16	R: 0 E: 0 K: 0 S: 9 H: 0 LOB: 1 BB: 1 P: 17	R: 0 E: 0 K: 2 S: 9 H: 0 LOB: 0 BB: 0 P: 13	R: 3 E: 0 K: 1 S: 13 H: 1 LOB: 0 BB: 2 P: 24	R: 0 E: 0 K: 1 S: 8 H: 1 LOB: 1 BB: 0 P: 10	R: 0 E: 0 K: 0 S: 9 H: 1 LOB: 0 BB: 0 P: 13	1B: 7 2B: 1 3B: 0 HR: 2 SF: 0 SAC: 0 DP: 2 HBP: 0						

PITCHER	IP	WLS	BF	H	R	ER	SO	BB	IBB	HBP	BLK	WP	HR	S	P	ERA	WHIP
36 Edinson Volquez, R (1, 1) ERA: 3.21	6.0	W	28	6	3	3	4	5	0	0	0	0	1	68	111	4.50	1.833
49 Joe Blanton, R (7, 1) ERA: 3.89	3.0	S	11	3	1	1	2	0	0	0	0	0	1	26	35	3.00	1.000

PITCHER	IP	WLS	BF	H	R	ER	SO	BB	IBB	HBP	BLK	WP	HR	S	P	ERA	WHIP

BOTTOM

Kansas City Royals @ Cleveland Indians

Progressive Field, Cleveland, OH

Mon Jul 27 2015, 7:11 PM - 10:10 PM EDT

Att. 13,611 - Clear - 81 F

livebaseballscorecards.com

AB	34
R	4
H	9
RBI	4
BB	5
SO	6
LOB	20

Batter	1	2	3	4	5	6	7	8	9	AB	R	H	RBI	BB	SO	LOB
2 Alcides Escobar, R (1, 6) OBP: 0.323, SLG: 0.357	F FF 92 C FF 93 X FC 85 0-2 G6-3			C FC 82 F FF 92 S KC 78 0-3 K	C FF 93 F KC 75 S KC 80 0-3 K	1 SAFE B FF 94 1 SAFE 1 SAFE F FF 94 X FF 95 1-1 G4-6-3 1-2f			4	0	0	0	0	2	2
8 Mike Moustakas, L (1, 5) OBP: 0.351, SLG: 0.433	C CH 84 B FC 85 F FF 92 F KC 76 B KC 77 B SI 94 F FF 94 X FF 94 3-2 G5-3			S CH 84 S FF 93 F KC 78 B FF 93 X KC 77 1-2 L7	X FF 93 0-0 L4		B CH 81 B FC 86 F FF 92 F FF 92 B SI 92 X SI 93 3-2 P3	4	0	0	0	0	0	0
6 Lorenzo Cain, R (1, 8) OBP: 0.369, SLG: 0.504	F FF 93 F FF 94 S KC 77 0-3 K			B FC 84 X FC 83 1-0 35 1B 3B		B FF 93 C FF 92 B KC 76 B SI 92 X SI 92 3-1 L9	C KC 75 F KC 75 X KC 79 0-2 E4 35 CS	4	1	1	0	0	1	0
35 Eric Hosmer, L (1, 3) OBP: 0.372, SLG: 0.478		C FC 83 B KC 75 B FF 92 F FC 85 B CH 86 X FF 95 3-2 25 G6-5-3 1B		C SI 93 D FC 87 X FF 94 1-1 3-H 1B		C FC 84 X FC 84 0-1 G4-3	1 SAFE C FF 93 D CH 85 1 SAFE 1 SAFE F SI 93 D KC 78 B SI 93 X KC 78 3-2 1-2 HR	4	1	3	2	0	0	0
25 Kendrys Morales, S (1, 10) OBP: 0.342, SLG: 0.454		S CH 84 X CH 85 0-1 G6-5-3 1-2f		X FF 94 0-0 L9		H FF 91 1-0 HBP	B CH 83 B CH 84 F FF 94 X FC 85 2-1 G3	3	0	0	0	0	0	2
13 Salvador Perez, R (1, 2) OBP: 0.262, SLG: 0.424		F FC 84 C SI 93 B KC 78 F KC 77 X FC 85 1-2 L9		C FC 84 F FF 94 B KC 78 X SI 94 1-2 G4-3		F FF 94 X SI 94 0-1 F8		3	0	0	0	0	0	1
15 Alex Rios, R (1, 9) OBP: 0.289, SLG: 0.327			C FC 83 S FF 93 S KC 77 0-3 K	X FF 93 0-0 G4-3			F FF 91 B FF 91 F KC 75 B KC 78 X SI 94 2-2 G5-3	3	0	0	0	0	1	0
14 Omar Infante, R (1, 4) OBP: 0.244, SLG: 0.322			C FF 93 B FF 94 X SI 92 1-1 L9	C FF 92 X FC 84 0-1 P4			X FC 82 0-0 3B	3	0	1	0	0	0	0
1 Jarrod Dyson, L (1, 7) OBP: 0.327, SLG: 0.386			C FC 84 F CH 85 B KC 78 F KC 78 B FF 93 C SI 94 2-3 K		L FF 91 T FF 92 B KC 78 S KC 78 1-3 K		F FF 93 S KC 78 D KC 79 D KC 79 B SI 94 B SI 94 4-2 2 G4-6-3 BB	2	0	0	0	1	2	0
Inning Stats	R: 0 E: 0 K: 1 S: 11 H: 0 LOB: 0 BB: 0 P: 14	R: 0 E: 0 K: 0 S: 9 H: 1 LOB: 0 BB: 0 P: 13	R: 0 E: 0 K: 2 S: 9 H: 0 LOB: 0 BB: 0 P: 12	R: 1 E: 0 K: 1 S: 11 H: 2 LOB: 1 BB: 0 P: 14	R: 0 E: 0 K: 0 S: 6 H: 0 LOB: 0 BB: 0 P: 7	R: 0 E: 0 K: 2 S: 7 H: 0 LOB: 0 BB: 0 P: 8	R: 0 E: 0 K: 0 S: 6 H: 0 LOB: 1 BB: 0 P: 10	R: 0 E: 0 K: 0 S: 8 H: 1 LOB: 1 BB: 1 P: 15	R: 1 E: 1 K: 0 S: 11 H: 1 LOB: 0 BB: 0 P: 19	1B: 2 2B: 0 3B: 2 HR: 1	SF: 0 SAC: 0 DP: 2 HBP: 1					

PITCHER	IP	WLS	BF	H	R	ER	SO	BB	IBB	HBP	BLK	WP	HR	S	P	ERA	WHIP
47 Trevor Bauer, R (1, 1) ERA: 4.13	9.0	L	32	5	2	2	6	1	0	1	0	0	1	78	112	2.00	0.667

PITCHER	IP	WLS	BF	H	R	ER	SO	BB	IBB	HBP	BLK	WP	HR	S	P	ERA	WHIP

TOP

Kansas City Royals @ Cleveland Indians

Progressive Field, Cleveland, OH

Tue Jul 28 2015, 7:13 PM - 9:52 PM EDT

Att. 18,064 - Partly Cloudy - 82 F

livebaseballscorecards.com

AB	30
R	2
H	5
RBI	2
BB	1
SO	6
LOB	5

WP: 0 PA: 32
PB: 0
SB: 0
CS: 1

BOTTOM

Kansas City Royals @ Cleveland Indians

Progressive Field, Cleveland, OH

Tue Jul 28 2015, 7:13 PM - 9:52 PM EDT

Att. 18,064 - Partly Cloudy - 82 F

livebaseballscorecards.com

Batter	1	2	3	4	5	6	7	8	9	AB	R	H	RBI	BB	SO	LOB
22 Jason Kipnis, L (1, 10) OBP: 0.405, SLG: 0.485	C FF 86 B SL 70 F FF 86 F SL 71 B SL 70 X SL 80 2-2 12 CS 1B	C FF 86 B CH 80 D SL 81 B FF 85 S SL 80 F FF 87 F FF 88 F SL 80 X CH 80 3-2 ③ L9			1 SAFE P PO 81 B SL 79 C FF 86 F CH 79 X CH 79 2-2 41 1B 23 BB 1-H 1B		C FF 93 B FC 90 X CH 84 1-1 2B			4	0	3	0	0	0	2
12 Francisco Lindor, S (1, 6) OBP: 0.289, SLG: 0.367	D FF 86 C FF 86 B FF 86 C FF 87 S SL 80 2-3 ①② K2-3 1-2		B FF 85 X FF 85 1-0 ① G4-3		C FF 84 B FF 84 1 SAFE F SL 80 X FF 84 1-2 ② F8		C FF 94 F FC 89 S FC 89 0-3 ② K			4	0	0	0	0	2	3
23 Michael Brantley, L (1, 7) OBP: 0.377, SLG: 0.443	C FF 87 B SL 70 F SL 70 B FF 89 B SL 81 X FF 88 3-2 44 S 41 S 1B		B FF 86 X FF 86 1-0 ② G4-3		B FF 84 F FF 85 B FF 86 D SL 80 B FF 84 4-1 41 1B 1-2 BB		C FF 95 X FC 90 0-1 ③ G3			3	0	1	0	1	0	1
41 Carlos Santana, S (1, 3) OBP: 0.355, SLG: 0.389	B FF 87 D SL 80 C FF 88 C SL 81 B SL 80 D SL 81 4-2 44 S 1-2 BB		B FF 86 S SL 80 L SL 80 B FF 85 S SL 79 2-3 ③ K		C FF 93 X CU 74 0-1 1-2 2-3 1B			X FF 95 0-0 ① P5		3	0	1	0	1	1	0
44 Brandon Moss, L (1, 9) OBP: 0.289, SLG: 0.410	C SL 80 F SL 80 D SL 82 B FF 88 D FF 88 C SL 82 3-3 ③ K 1-2 2-3			S SL 78 F FF 84 C FF 85 0-3 ① K	X SL 88 0-0 ③ P5			C KC 82 B SI 90 F FF 96 F FF 95 X KC 84 1-2 ② G6-3		4	0	0	0	0	2	5
39 Gio Urshela, R (1, 5) OBP: 0.297, SLG: 0.346		C FF 86 S SL 80 B SL 80 F FF 88 F SL 79 F FF 87 X SL 71 1-2 ① F7		B SL 78 F SL 78 B FF 85 X SL 79 2-1 ② P3		X FF 93 0-0 55 K 1B		B KC 81 B FC 91 F FC 93 X FF 95 2-1 ③ P3		4	0	1	0	0	0	0
55 Roberto Pérez, R (1, 2) OBP: 0.348, SLG: 0.408		B FF 86 F FF 88 B SL 81 S SL 81 B FF 86 S SL 81 3-3 ② K		B SL 78 B SL 78 X FF 86 2-0 ③ L8		C FF 95 B FC 90 C FC 88 B FF 94 D CH 83 S FF 95 3-3 ①② K 1-2			B SL 85 X FF 93 1-0 ① G4-6-3	4	0	0	0	0	2	1
24 Michael Bourn, L (1, 8) OBP: 0.301, SLG: 0.277		X FF 87 0-0 4 S 1B			B SL 77 X FF 84 1-0 22 S 22 E 1B		X FC 90 0-0 ③ G4-3		B FF 94 B FF 94 C FF 94 B FF 95 B FF 93 4-1 4 G4-3 BB	3	1	2	0	1	0	0
4 Mike Aviles, R (1, 4) OBP: 0.284, SLG: 0.319		1 SAFE 1 SAFE C FF 85 B FF 84 D SL 80 D SL 81 B FF 87 4-1 1-2 BB			1 SAFE B FF 84 F FF 84 1 SAFE L SL 79 X FF 84 1-2 ① F9		X FF 93 0-0 ① G4-3		C FF 94 S SL 86 X SL 86 0-2 ②③ G4-3 1-2f	3	0	0	0	1	0	2
Inning Stats	R: 0 E: 0 K: 2 S: 15 H: 2 LOB: 2 BB: 1 P: 29	R: 0 E: 0 K: 1 S: 17 H: 1 LOB: 2 BB: 1 P: 28	R: 0 E: 0 K: 1 S: 5 H: 0 LOB: 0 BB: 0 P: 9	R: 0 E: 0 K: 1 S: 6 H: 0 LOB: 0 BB: 0 P: 10	R: 1 E: 0 K: 0 S: 15 H: 3 LOB: 3 BB: 1 P: 23	R: 0 E: 0 K: 1 S: 5 H: 1 LOB: 0 BB: 0 P: 8	R: 0 E: 0 K: 1 S: 8 H: 1 LOB: 1 BB: 0 P: 9	R: 0 E: 0 K: 0 S: 7 H: 0 LOB: 0 BB: 0 P: 10	R: 0 E: 0 K: 0 S: 5 H: 0 LOB: 0 BB: 1 P: 10	1B: 7 2B: 1 3B: 0 HR: 0 SF: 0 SAC: 0 DP: 1 HBP: 0						

	AB	32
	R	1
	H	8
	RBI	0
	BB	4
	SO	7
	LOB	14

WP: 0 PB: 0 SB: 6 CS: 1 PA: 36

PITCHER		IP	WLS	BF	H	R	ER	SO	BB	IBB	HBP	BLK	WP	HR	S	P	ERA	WHIP
32 Chris Young, R ERA: 3.25	(1, 1)	4.2		21	5	1	1	5	3	0	0	0	0	0	55	96	1.93	1.714
45 Franklin Morales, L ERA: 2.16	(5, 1)	0.1		2	1	0	0	0	0	0	0	0	0	0	3	3	0.00	3.000
46 Ryan Madson, R ERA: 1.69	(6, 1)	2.0		7	2	0	0	2	0	0	0	0	0	0	13	17	0.00	1.000
17 Wade Davis, R ERA: 0.41	(8, 1)	1.0	W	3	0	0	0	0	0	0	0	0	0	0	7	10	0.00	0.000
56 Greg Holland, R ERA: 3.13	(9, 1)	1.0	S	3	0	0	0	0	1	0	0	0	0	0	5	10	0.00	1.000

PITCHER		IP	WLS	BF	H	R	ER	SO	BB	IBB	HBP	BLK	WP	HR	S	P	ERA	WHIP

Batter	1	2	3	4	5	6	7	8	9	AB	R	H	RBI	BB	SO	LOB
2 Alcides Escobar, R (1, 6) OBP: 0.320, SLG: 0.353	B SL 87 F FF 92 F SL 88 X SI 94 1-2 ① G1-3			B CU 81 C SI 92 F SL 88 B CU 83 F SL 89 F FF 94 X FF 94 2-2 ① G6-3		X SL 87 0-0 ② F8		F SI 92 B SI 92 X CU 82 1-1 ③ L9		4	0	0	0	0	0	0
8 Mike Moustakas, L (1, 5) OBP: 0.350, SLG: 0.431	B CH 86 X SL 90 1-0 ② G4-3			B CU 81 B CH 86 F FF 92 C SL 88 S CU 84 2-3 ② K		B CH 84 B SL 88 C FF 92 F SL 89 X CU 84 2-2 1B			C SL 85 B SI 91 F CH 83 F FF 92 F SL 87 S CU 82 1-3 ① K	4	0	1	0	0	2	0
25 Kendrys Morales, S (1, 10) OBP: 0.341, SLG: 0.450	B SI 93 B CH 87 C FF 94 X SL 90 2-1 ③ G3			B CU 82 C SL 88 X CU 82 1-1 ③ G4-3		B SL 87 C FF 92 F CH 85 B FF 93 S CU 85 2-3 ③ K			B CU 80 B SI 92 B FF 92 B FF 91 4-0 35 2B 15 G5-3 BB	3	1	0	0	1	1	1
35 Eric Hosmer, L (1, 3) OBP: 0.373, SLG: 0.484		B FF 91 C CH 85 B SL 88 X SL 88 2-1 ① G3-1			C CH 85 X SI 92 0-1 14 1B 2B		X SI 91 0-0 ① G5-3		C CH 84 B FF 92 F CH 85 X SI 94 1-2 1-3 2B	4	0	2	0	0	0	0
15 Alex Rios, R (1, 9) OBP: 0.284, SLG: 0.321		B SL 88 S FF 92 C FF 92 B CU 84 F SL 88 F FF 93 C CU 84 2-3 ② K			B FF 93 X SL 86 1-0 ① F8		B SI 91 B SL 88 F FF 92 B SL 88 F FF 93 X FF 93 3-2 ② F9		C SI 93 D SL 89 X SL 88 1-1 ② G5-3 3-H	4	0	0	1	0	1	2
14 Omar Infante, R (1, 4) OBP: 0.248, SLG: 0.325 19 Cheslor Cuthbert, R (7, PR) OBP: 0.350, SLG: 0.474 (7, 4)		C SI 93 F FF 91 S SL 88 0-3 ③ K			S SL 88 X SL 88 0-1 2-3 1B		X SI 92 0-0 1B		X SL 86 0-0 ③ G5-3	3 1	0 0	2 0	0 0	0 0	1 0	0 1
Paulo Orlando, R (1, 7) OBP: 0.270, SLG: 0.408			C SI 92 X SI 92 0-1 ① G6-3		C FF 92 F SL 89 F FF 94 B CU 83 F SL 89 S CU 86 1-3 ② K		B SL 87 X SI 92 1-0 ③ P3			3	0	0	0	0	1	3
9 Drew Butera, R (1, 2) OBP: 0.194, SLG: 0.197			S SL 88 X SI 91 0-1 ② F9		B SL 88 F SI 93 S FF 93 X SI 95 1-2 ③ G4-3			F FF 91 X FF 91 0-1 ① G4-3		3	0	0	0	0	0	2
1 Jarrod Dyson, L (1, 8) OBP: 0.320, SLG: 0.378			X SL 89 0-0 ③ G3			C SL 88 B CH 85 X SI 93 1-1 ① G1		C CU 81 B SL 88 F SL 89 B CU 82 X SI 92 2-2 ② F7		3	0	0	0	0	0	0
Inning Stats	R: 0 H: 0 E: 0 LOB: 0 K: 0 BB: 0 S: 6 P: 10	R: 0 H: 0 E: 0 LOB: 0 K: 2 BB: 0 S: 10 P: 14	R: 0 H: 0 E: 0 LOB: 0 K: 0 BB: 0 S: 5 P: 5	R: 0 H: 0 E: 0 LOB: 0 K: 1 BB: 0 S: 10 P: 15	R: 0 H: 2 E: 0 LOB: 2 K: 1 BB: 0 S: 13 P: 16	R: 0 H: 1 E: 0 LOB: 1 K: 1 BB: 0 S: 9 P: 14	R: 0 H: 1 E: 0 LOB: 1 K: 0 BB: 0 S: 6 P: 10	R: 0 H: 0 E: 0 LOB: 0 K: 0 BB: 0 S: 7 P: 10	R: 1 H: 1 E: 0 LOB: 1 K: 1 BB: 1 S: 11 P: 18	1B: 3 SF: 0 2B: 2 SAC: 0 3B: 0 DP: 0 HR: 0 HBP: 0						

PITCHER	IP	WLS	BF	H	R	ER	SO	BB	IBB	HBP	BLK	WP	HR	S	P	ERA	WHIP
28 Corey Kluber, R (1, 1) ERA: 3.44	9.0	W	33	5	1	1	6	1	0	0	0	0	0	77	112	1.00	0.667

PITCHER	IP	WLS	BF	H	R	ER	SO	BB	IBB	HBP	BLK	WP	HR	S	P	ERA	WHIP

TOP

Kansas City Royals @ Cleveland Indians

Progressive Field, Cleveland, OH

Wed Jul 29 2015, 12:12 PM - 3:06 PM EDT

Att. 19,767 - Sunny - 88 F

livebaseballscorecards.com

AB	32
R	1
H	5
RBI	1
BB	1
SO	6
LOB	9

WP: 0 PA: 33
PB: 0
SB: 0
CS: 0

Batter	1	2	3	4	5	6	7	8	9	AB	R	H	RBI	BB	SO	LOB
22 Jason Kipnis, L (1, 4) OBP: 0.408, SLG: 0.489	C FC 88 B SL 85 F FC 89 X FF 89 1-2 41 BB 12 1B 10 HBP 1B	B SI 89 B SL 87 H FC 90 3-0 23 F7 1-2 HBP		B EP 74 B FC 91 X CU 74 2-0 ③ F8		C CH 83 F FF 90 X SI 93 0-2 12 HR 1-3 2-H 1B	C SL 89 S FF 93 B FF 94 X CU 74 1-2 1-3 2B	B FF 94 B FF 94 C FF 93 S FC 91 F FF 94 F FC 90 F FF 94 B FC 90 F FC 90 3-2 ② X FF 94 F8		5	2	3	1	0	0	2
12 Francisco Lindor, S (1, 6) OBP: 0.291, SLG: 0.387	B CU 74 F FC 89 B FC 90 1 SAFE F SL 86 X FF 91 2-2 10 HBP 41 BB 1-2 1B	S CH 84 X CH 84 0-1 ① SF8 2-3 3-H			X SL 83 0-0 ① B5-3	S CH 84 1 SAFE B FF 91 D CH 84 X FC 91 2-1 1-H 3-H HR	B FF 90 F SI 93 F CU 76 S FF 90 1-3 ③ K	B FC 89 X SI 94 1-0 ③ F7		5	1	2	4	0	1	4
23 Michael Brantley, L (1, 10) OBP: 0.380, SLG: 0.453	C FF 90 C FF 91 F FF 91 B SL 87 T FF 92 1-2 ① K	B FF 90 B FC 88 F SI 92 B FC 91 C FC 90 1 SAFE F FF 92 X CH 86 3-2 ②③ F7 1-2			C FC 90 H FF 91 1-1 HBP	C CU 74 F CH 85 B SL 86 B SL 85 F SI 91 F SL 86 F SL 86 X FC 92 2-2 HR		C KC 78 X FC 89 0-1 41 2B 1B 1B		4	2	2	1	0	1	4
41 Carlos Santana, S (1, 3) OBP: 0.358, SLG: 0.391	C CU 77 B FC 92 B FC 91 F CU 75 2 SAFE B FF 93 B FC 92 4-2 10 HBP 1-2 2-3 BB		C CU 76 X CU 76 0-1 ① P6		C SL 87 1 SAFE B SI 90 X FF 90 1-1 ② F8	B SI 91 B SL 88 F SI 91 F SI 94 B CU 74 B FF 92 4-2 BB		S FC 89 F FC 89 B FF 94 F KC 79 B FC 88 X FF 93 2-2 1-3 1B 2B		3	1	1	0	2	0	1
Brandon Moss, L (1, 9) OBP: 0.288, SLG: 0.407	C CU 76 B FF 92 F CU 76 F FC 93 B FF 94 S FC 93 2-3 ② K		B CU 77 X SL 87 1-0 ② F8		1 SAFE 1 SAFE B CU 78 B SI 91 B FC 91 X FF 92 3-0 ③ F7	F FF 89 S FF 94 S FF 93 0-3 ② K		X KC 78 0-0 10 HR 2-H 3-H 1B		5	1	1	2	0	2	5
10 Yan Gomes, R (1, 2) OBP: 0.258, SLG: 0.366	C FC 88 F FC 89 H FC 92 1-2 1-2 2-3 3-H HBP		F CU 76 X FC 91 0-1 39 FC6-4 1B			3-2 ① K	1-3 ③ K	B FC 90 C FC 89 X FF 94 1-1 1-H HR		4	1	2	3	0	2	1
39 Gio Urshela, R (1, 5) OBP: 0.301, SLG: 0.370	S SL 86 X SL 87 0-1 ③ F8		D CU 76 B FF 91 F FF 90 X SL 87 2-1 ③ FC6-4 1-2f			X SL 85 0-0 HR	B CU 72 B FF 91 X SI 93 2-0 ① G6-3	C FF 95 F FF 94 B FF 94 F FC 90 F FF 94 X KC 79 1-2 24 1B 1B		5	1	2	1	0	0	4
24 Michael Bourn, L (1, 8) OBP: 0.310, SLG: 0.290		C SL 83 B FC 89 X FF 89 1-1 13 E 12 SF8 2B		X CU 76 0-0 ① P5		C CH 84 X CH 82 0-1 13 1B 22 1B 1B	X FF 92 0-0 13 FC5-4 1B	S FC 91 B FC 88 F FF 94 X KC 79 1-2 1-2 1B		5	2	4	0	0	0	0
13 Tyler Holt, R (1, 7) OBP: 0.222, SLG: 0.125		X SI 89 0-0 FC1 12 SF8 22 HBP 2-3		B FC 88 C FC 89 X CU 77 1-1 ② L1-5-3		C CU 75 F SI 89 X FC 90 0-2 22 1B 12 HR 1-2 1B	C SI 92 X SL 89 0-1 ② FC5-4 22 2B 1-2f	B FC 90 F FF 94 F FC 90 C FF 95 1-3 ① K		5	1	1	0	0	1	4
Inning Stats	R: 1 E: 0 K: 2 S: 20 H: 2 LOB: 3 BB: 1 P: 31	R: 1 E: 1 K: 0 S: 9 H: 1 LOB: 1 BB: 0 P: 16	R: 0 E: 0 K: 0 S: 7 H: 1 LOB: 1 BB: 0 P: 10	R: 0 E: 0 K: 0 S: 4 H: 0 LOB: 0 BB: 0 P: 7	R: 0 E: 0 K: 0 S: 5 H: 0 LOB: 1 BB: 0 P: 10	R: 6 E: 0 K: 3 S: 28 H: 6 LOB: 1 BB: 1 P: 40	R: 0 E: 0 K: 1 S: 10 H: 2 LOB: 2 BB: 0 P: 14	R: 4 E: 0 K: 1 S: 28 H: 6 LOB: 2 BB: 0 P: 38		1B: 11 2B: 3 3B: 0 HR: 4 SF: 1 SAC: 0 DP: 0 HBP: 3						

PITCHER		IP	WLS	BF	H	R	ER	SO	BB	IBB	HBP	BLK	WP	HR	S	P	ERA	WHIP
11 Jeremy Guthrie, R ERA: 5.65	(1, 1)	5.1	L	30	10	8	7	3	1	0	3	0	0	0	65	101	11.81	2.062
45 Franklin Morales, L ERA: 2.08	(6, 1)	1.2		8	2	0	0	3	1	0	0	0	0	0	18	27	0.00	1.800
44 Luke Hochevar, R ERA: 4.38	(8, 1)	1.0		9	6	4	4	1	0	0	0	0	0	1	28	38	36.00	6.000

PITCHER	IP	WLS	BF	H	R	ER	SO	BB	IBB	HBP	BLK	WP	HR	S	P	ERA	WHIP

BOTTOM

Kansas City Royals @ Cleveland Indians

Progressive Field, Cleveland, OH

Wed Jul 29 2015, 12:12 PM - 3:06 PM EDT

Att. 19,767 - Sunny - 88 F

livebaseballscorecards.com

AB	41
R	12
H	18
RBI	12
BB	2
SO	7
LOB	25

Batter	1	2	3	4	5	6	7	8	9	AB	R	H	RBI	BB	SO	LOB
22 Jason Kipnis, L (1, 4) OBP: 0.407, SLG: 0.486	B SI 90 X SI 92 1-0 12 CS 1B		B CU 69 C CH 84 F FF 94 F SL 84 X FF 93 1-2 ① G4-3			C SL 85 C SL 86 S CU 72 0-3 ① K		C FC 86 B SI 90 X KC 78 1-1 ②③ G6-3 1-2		4	0	1	0	0	1	1
12 Francisco Lindor, S (1, 6) OBP: 0.296, SLG: 0.390	1 SAFE M SI 90 1 SAFE B FF 92 F SL 86 X FF 94 1-2 ① 23 2B 23 E 1B		B SL 85 B FF 92 X SI 91 2-0 ② G4-3			F SL 85 X CU 70 0-1 41 E 41 S 1B			X SI 88 0-0 ① G5-3	4	1	2	0	0	0	0
23 Michael Brantley, L (1, 7) OBP: 0.379, SLG: 0.453	C FF 94 1 SAFE 1 SAFE 1 SAFE S FF 92 X FF 93 0-2 E7 41 HR 1-H 2B		X FF 93 0-0 ③ L8			C FF 92 1 SAFE 1 SAFE B SL 86 X FF 91 1-1 ② L8			B KC 75 C KC 74 B FC 86 F FC 85 B FC 87 X FC 86 3-2 ② G4-3	4	1	1	0	0	0	1
41 Carlos Santana, S (1, 3) OBP: 0.360, SLG: 0.400	F FF 94 B SL 86 X FF 94 1-1 3-H HR			B SI 92 B SL 86 B SI 92 B FF 91 4-0 10 G3-6-3 BB		C SL 86 1 SAFE C FF 94 P PO 82 B SI 94 S CU 73 2-3 ③ K 1-3			B CH 71 F FC 86 B SI 89 F SI 89 F CH 74 F FC 87 B SI 90 F KC 77 S CH 72 3-3 ③ K	3	1	1	2	1	2	1
10 Yan Gomes, R (1, 2) OBP: 0.254, SLG: 0.360	C SL 86 C CU 70 B SL 83 F SL 82 S FF 94 1-3 ② K			F FF 92 F SL 84 B SI 93 X SI 94 1-2 ①② G3-6-3 1-2f			B SL 84 F SI 93 B SI 92 B SI 91 F SI 91 F SI 92 F SI 92 F SI 92 F SI 93 3-2 ① X SI 93 G6-3			3	0	0	0	0	1	1
8 Lonnie Chisenhall, L (1, 10) OBP: 0.237, SLG: 0.339	B SI 92 C CH 84 F CU 71 B FF 92 F CH 83 X CU 71 2-2 ③ P2			B FF 92 F CH 84 F CU 72 F FF 94 F FF 93 X CH 84 1-2 ③ F9			C SL 83 F CU 70 F CU 72 S SI 93 0-3 ② K			3	0	0	0	0	1	0
39 Gio Urshela, R (1, 5) OBP: 0.301, SLG: 0.370		C SL 84 B SI 92 X SI 92 1-1 ① G5-3			B CU 70 X SI 91 1-0 13 CS 1B		B CU 69 X SL 82 1-0 ③ F8			3	0	1	0	0	0	0
24 Michael Bourn, L (1, 8) OBP: 0.310, SLG: 0.290		B SI 93 S SI 91 B CU 69 F SI 91 X SL 85 2-2 ② G4-3			S SI 92 B FF 92 B SI 92 1 SAFE B SI 93 F SI 92 X SI 92 3-2 ① L8			X FF 94 0-0 22 CS 1B		3	0	1	0	0	0	1
13 Tyler Holt, R (1, 9) OBP: 0.167, SLG: 0.091		C SI 91 L CU 72 B SL 81 T SI 93 1-2 ③ K			B SL 84 B SI 92 S SI 93 1 SAFE 1 SAFE T SL 84 B CU 72 C SI 92 3-3 ②③ K 1-2			X FF 93 0-0 ① B1		3	0	0	0	0	2	2
Inning Stats	R: 3 E: 1 K: 1 S: 17 H: 4 LOB: 0 BB: 0 P: 23	R: 0 E: 0 K: 1 S: 8 H: 0 LOB: 0 BB: 0 P: 12	R: 0 E: 0 K: 0 S: 6 H: 0 LOB: 0 BB: 0 P: 9	R: 0 E: 0 K: 0 S: 8 H: 0 LOB: 0 BB: 1 P: 14	R: 0 E: 0 K: 1 S: 7 H: 1 LOB: 0 BB: 0 P: 14	R: 0 E: 0 K: 2 S: 11 H: 1 LOB: 1 BB: 0 P: 13	R: 0 E: 0 K: 1 S: 12 H: 0 LOB: 0 BB: 0 P: 16	R: 0 E: 0 K: 0 S: 4 H: 1 LOB: 0 BB: 0 P: 5	R: 0 E: 0 K: 1 S: 10 H: 0 LOB: 0 BB: 0 P: 16	1B: 5 2B: 1 3B: 0 HR: 1 SF: 0 SAC: 0 DP: 1 HBP: 0						

TOP

Cleveland Indians @ Oakland Athletics

O.co Coliseum, Oakland, CA

Thu Jul 30 2015, 10:08 PM - 12:23 AM EDT

Att. 13,173 - Clear - 67 F

livebaseballscorecards.com

AB	30
R	3
H	7
RBI	2
BB	1
SO	7
LOB	7

PITCHER		IP	WLS	BF	H	R	ER	SO	BB	IBB	HBP	BLK	WP	HR	S	P	ERA	WHIP
40 Chris Bassitt, R ERA: 3.1	(1, 1)	7.0	L	25	6	3	3	6	1	0	0	0	0	1	69	101	3.86	1.000
37 R.J. Alvarez, R ERA: 12.54	(8, 1)	0.1		2	1	0	0	0	0	0	0	0	0	0	2	2	0.00	3.000
56 Fernando Abad, L ERA: 3.41	(8, 1)	1.2		4	0	0	0	1	0	0	0	0	0	0	12	19	0.00	0.000

PITCHER	IP	WLS	BF	H	R	ER	SO	BB	IBB	HBP	BLK	WP	HR	S	P	ERA	WHIP

Batter	1	2	3	4	5	6	7	8	9	AB	R	H	RBI	BB	SO	LOB
1 Billy Burns, S (1, 8) OBP: 0.339, SLG: 0.391	B FF 96 F FF 95 X FF 95 1-1 23 S 22 2B 1B	X CH 88 0-0 ② G3	C CU 83 B SI 94 X CH 88 1-1 ① G4-3	C CH 86 B SI 94 S CU 81 C FF 95 1-3 ① K	4	1	1	0	0	1	0
23 Sam Fuld, L (1, 7) OBP: 0.284, SLG: 0.312	T FF 95 B FF 96 1 SAFE S CH 88 S SL 89 1-3 ① K 1-2	C FF 96 X FF 95 0-1 E4 22 FC4-6	F FF 95 B FF 95 S CU 84 B SL 88 C FF 96 2-3 ② K	X SI 94 0-0 ② G2-3	4	0	0	0	0	2	1
22 Josh Reddick, L (1, 9) OBP: 0.343, SLG: 0.472	C FF 96 X SL 88 0-1 17 F9 2-H 2B	C FF 96 S SI 96 X SI 96 0-2 ③ FC4-6 1-2f	B FF 95 C CH 89 F SI 94 F CU 84 S CU 84 1-3 ③ K	F SI 94 S CH 89 X SI 96 0-2 ③ G4-3	4	0	1	1	0	1	1
17 Ike Davis, L (1, 3) OBP: 0.318, SLG: 0.375	B FF 96 X FF 95 1-0 ② F9 2-3	C CU 83 S CH 89 B FF 95 S CH 90 1-3 ① K	C CU 81 X SI 94 0-1 ① G5-3	3	0	0	0	0	1	1
15 Brett Lawrie, R (1, 5) OBP: 0.314, SLG: 0.410	B SL 88 B FF 96 S SL 88 X SL 89 2-1 ③ P4	C FF 95 B CH 90 F CU 84 B SI 96 B CH 90 F SI 96 B CH 90 4-2 21 P5-4-3 BB	B SI 94 C FF 93 X CU 83 1-1 ② G5-3	2	0	0	0	1	0	1
21 Stephen Vogt, L (1, 2) OBP: 0.351, SLG: 0.454	B FF 96 F FF 95 C CU 84 B CH 90 B FF 96 S SI 96 3-3 ① K	F SI 94 X CH 89 0-1 ②③ P5-4-3 1-1f	C CH 89 X SI 94 0-1 ③ G6-3	3	0	0	0	0	1	1
16 Billy Butler, R (1, 10) OBP: 0.309, SLG: 0.375	B FF 96 S SL 89 S SI 95 B CU 85 S SL 88 2-3 ② K	B SI 94 C SL 88 F SL 89 X CU 86 1-2 ① G6-3	C SL 87 C SL 88 B SL 88 B CU 84 F SI 95 X CU 84 2-2 ① L4	3	0	0	0	0	1	0
28 Eric Sogard, L (1, 4) OBP: 0.280, SLG: 0.275	C FF 96 X CU 84 0-1 ③ G6-3	B CH 90 F FF 96 B CU 84 X SI 95 2-1 ② G6-3	X SI 94 0-0 ② G5-3	3	0	0	0	0	0	0
10 Marcus Semien, R (1, 6) OBP: 0.291, SLG: 0.373	C FF 95 X CU 84 0-1 ① G5-3	B FF 95 T SL 87 B FF 95 F CH 88 X SL 87 2-2 ③ G5-3	B SL 87 F FF 95 C FF 95 B CU 83 B FF 96 X FF 95 3-2 ③ L8	3	0	0	0	0	0	0
Inning Stats	R: 1 H: 2 E: 0 LOB: 1 K: 1 BB: 0 S: 10 P: 15	R: 0 H: 0 E: 0 LOB: 0 K: 2 BB: 0 S: 8 P: 13	R: 0 H: 0 E: 1 LOB: 1 K: 0 BB: 0 S: 8 P: 8	R: 0 H: 0 E: 0 LOB: 0 K: 1 BB: 1 S: 8 P: 13	R: 0 H: 0 E: 0 LOB: 0 K: 0 BB: 0 S: 8 P: 13	R: 0 H: 0 E: 0 LOB: 0 K: 2 BB: 0 S: 9 P: 13	R: 0 H: 0 E: 0 LOB: 0 K: 0 BB: 0 S: 6 P: 7	R: 0 H: 0 E: 0 LOB: 0 K: 0 BB: 0 S: 8 P: 13	R: 0 H: 0 E: 0 LOB: 0 K: 1 BB: 0 S: 7 P: 8	1B: 1 SF: 0 2B: 2 SAC: 0 3B: 0 DP: 1 HR: 0 HBP: 0						

PITCHER	IP	WLS	BF	H	R	ER	SO	BB	IBB	HBP	BLK	WP	HR	S	P	ERA	WHIP
59 Carlos Carrasco, R (1, 1) ERA: 4.03	9.0	W	30	2	1	1	7	1	0	0	0	0	0	72	103	1.00	0.333

PITCHER	IP	WLS	BF	H	R	ER	SO	BB	IBB	HBP	BLK	WP	HR	S	P	ERA	WHIP

BOTTOM

Cleveland Indians @ Oakland Athletics

O.co Coliseum, Oakland, CA

Thu Jul 30 2015, 10:08 PM - 12:23 AM EDT

Att. 13,173 - Clear - 67 F

livebaseballscorecards.com

AB	29
R	1
H	2
RBI	1
BB	1
SO	7
LOB	5

Cleveland Indians @ Oakland Athletics

O.co Coliseum, Oakland, CA

Fri Jul 31 2015, 9:38 PM - 12:11 AM EDT

Att. 28,152 - Cloudy - 63 F

TOP

livebaseballscorecards.com

Batter	1	2	3	4	5	6	7	8	9	AB	R	H	RBI	BB	SO	LOB
22 Jason Kipnis, L (1, 10) OBP: 0.405, SLG: 0.481	B SI 92 B FC 89 B SI 91 C SI 92 B FC 90 4-1 12 G6-3 BB		C CH 84 F FF 91 S FC 86 0-3 ③ K			C FC 85 F SL 77 B FC 83 B SI 93 S CH 85 2-3 ② K		B FF 90 B FF 92 S FF 92 S FF 92 X FF 93 2-2 ① P5	B FC 85 C FC 84 B SI 89 X SI 89 2-1 ③ L9	4	0	0	0	1	2	1
12 Francisco Lindor, S (1, 6) OBP: 0.301, SLG: 0.389	C SI 92 C FC 87 F FF 91 B FF 92 B FC 85 F SI 93 X FC 87 2-2 ①② G6-3 1-2f			B SI 89 C SI 89 B CH 83 F FC 87 B SI 92 X SI 90 3-2 23 P4 1B		C FC 84 F CH 85 S CH 85 0-3 ③ K		B FF 91 B FF 92 C FF 92 B FF 92 B FF 91 4-1 41 1B BB		3	0	1	0	1	1	1
23 Michael Brantley, L (1, 7) OBP: 0.377, SLG: 0.451	B SL 75 B FC 87 C SI 92 C SL 78 X FF 92 2-2 1B			1 SAFE X SL 77 0-0 ①② P4 1-2			C SI 89 F CH 85 X SI 91 0-2 ① F7	C FF 90 B FF 91 X KC 79 1-1 ② L7		4	0	1	0	0	0	2
41 Carlos Santana, S (1, 3) OBP: 0.359, SLG: 0.398	1 SAFE C FC 86 C FC 86 B SI 93 X CH 87 1-2 ③ G1-3			C FC 84 B CH 84 S CH 84 F SI 92 F SI 92 B SL 76 S CH 84 2-3 ③ K			C SL 78 X SI 90 0-1 ② F7	1 SAFE X FF 92 0-0 1-3 1B		4	0	1	0	0	1	1
10 Yan Gomes, R (1, 2) OBP: 0.254, SLG: 0.358		S FC 87 B FC 88 S SI 91 S FC 90 1-3 ① K			C SI 89 B FF 90 C SI 92 B SL 77 C SI 92 2-3 ① K		C SI 90 X SI 91 0-1 8 2B 39 E 1B	B SI 90 C FS 85 B SL 85 B FF 92 F FF 91 S FF 92 3-3 ③ K		4	1	1	0	0	3	2
8 Lonnie Chisenhall, L (1, 9) OBP: 0.247, SLG: 0.353 13 Tyler Holt, R (9, 9) OBP: 0.167, SLG: 0.091		C SI 93 X CH 86 0-1 ② L8			B SL 76 B SI 92 F FC 85 F SL 75 X FF 90 2-2 1B		X SI 91 0-0 39 E 1-3 2B		B FS 84 C FF 90 F FF 89 F FS 84 X FS 85 1-2 39 S 24 2B 1B	4 0	1 0	3 0	0 0	0 0	0 0	0 0
39 Gio Urshela, R (1, 5) OBP: 0.293, SLG: 0.359		C SL 78 X SL 76 0-1 ③ G6-3			C SI 91 F SI 92 F SL 76 X FC 88 0-2 ② L9		X SI 92 0-0 E6 24 BB 2-3 3-H		C SI 91 B FF 91 1 SAFE S SI 91 F FF 92 B FF 92 S FF 92 2-3 ① K 1-2	4	0	0	0	0	1	3
24 Michael Bourn, L (1, 8) OBP: 0.313, SLG: 0.295			B SL 76 F FC 84 B SI 91 F SI 91 B FC 85 X SI 92 3-2 ① G4-3		C FC 86 D SI 91 X SI 90 1-1 ③ F7		B FC 85 B SI 91 S CH 85 B FC 86 S CH 84 B CH 83 4-2 1-2 BB		B FF 91 B FF 92 X FF 92 2-0 4 S 2-H 2B	3	0	1	1	1	0	1
4 Mike Aviles, R (1, 4) OBP: 0.279, SLG: 0.313			C SI 91 B SL 78 C SI 91 X FC 87 1-2 ② G5-3			X SI 89 0-0 ① F9	C FC 90 X FF 94 0-1 ③ G4-3		C SI 91 B FS 88 F SI 91 S FF 90 1-3 ② K 2-3	4	0	0	0	0	1	4

| Inning Stats | | |

Batter	1	2	3	4	5	6	7	8	9	AB	R	H	RBI	BB	SO	LOB
1 Billy Burns, S (1, 8) OBP: 0.335, SLG: 0.386	F FF 94 B SI 93 F SI 94 B FF 95 C SI 94 2-3 K		B FF 95 F SI 93 F CH 85 S FF 96 1-3 K			F FF 94 X CU 80 0-1 L8			C FF 95 F FF 94 X KC 86 0-2 G4-3	4	0	0	0	0	2	2
15 Brett Lawrie, R (1, 5) OBP: 0.311, SLG: 0.406	B FF 94 C FF 95 C FF 95 B SI 96 X CH 85 2-2 L8		D SL 86 B FF 96 B FF 95 C FF 95 S FF 96 F FF 95 F FF 96 X FF 96 3-2 FC4-6 1-2f 2-3			B SL 83 B FF 95 T FF 95 C FF 94 X FF 95 2-2 F9			C FF 95 B FF 94 S KC 87 B KC 85 B FF 94 F FF 95 X FF 95 3-2 G4-3	4	0	0	0	0	0	2
22 Josh Reddick, L (1, 9) OBP: 0.340, SLG: 0.467	F FF 96 B SI 95 X SI 96 1-1 F7		F FF 95 C FF 96 B SI 95 F FF 96 F SL 86 B CH 84 X FF 96 2-2 F8			B SL 81 C FF 94 F FF 95 B FF 95 X CH 86 2-2 P4			C KC 85 B KC 86 B FF 94 F FF 94 B FF 94 X FF 95 3-2 G4-3	4	0	0	0	0	0	2
17 Ike Davis, L (1, 3) OBP: 0.313, SLG: 0.369		B FF 94 F FF 94 B SL 83 S SI 95 F FF 96 F FF 97 T SL 86 2-2 K		C CU 78 F CU 80 X CH 83 0-2 G4-3			X SI 93 0-0 G6-3			3	0	0	0	0	1	0
16 Billy Butler, R (1, 10) OBP: 0.307, SLG: 0.372		B FF 96 F FF 96 F SI 96 B SL 89 F FF 96 B SL 83 F SI 96 X FF 96 3-2 G1-3		C FF 96 X FF 94 0-1 F8			C SI 95 X SL 82 0-1 L9			3	0	0	0	0	0	0
21 Stephen Vogt, L (1, 2) OBP: 0.348, SLG: 0.450		C SI 94 S CH 84 F SI 96 B CH 86 X SL 86 1-2 L8		C SI 95 F FF 96 X SI 94 0-2 P6			B SI 93 F FF 94 B SL 85 X SI 95 2-1 G3			3	0	0	0	0	0	0
20 Mark Canha, R (1, 7) OBP: 0.295, SLG: 0.383			B FF 94 C SL 84 B FF 95 B SI 94 B SI 95 4-1 28 1B 10 E BB		X FF 95 0-0 P4			C FF 94 B FF 94 S CH 84 X SI 95 1-2 G1-3		2	1	0	0	1	0	0
28 Eric Sogard, L (1, 4) OBP: 0.281, SLG: 0.275			C SI 94 X FF 95 0-1 15 FC4-6 10 E 1-3 1B		C FF 94 B SI 96 F SI 95 X SL 82 1-2 G5-3			B FF 95 X SI 93 1-0 G4-3		3	0	1	0	0	0	0
10 Marcus Semien, R (1, 6) OBP: 0.289, SLG: 0.370			F FF 95 X SL 87 0-1 E5 15 FC4-6 1-2 3-H		C FF 96 B FF 96 C SI 95 B SL 88 B SI 95 F FF 95 X SI 95 3-2 G6-3			C SL 85 B SI 93 S FF 95 B FF 95 S CH 85 2-3 K		3	0	0	0	0	1	1
Inning Stats	R: 0 E: 0 K: 1 S: 8 H: 0 LOB: 0 BB: 0 P: 13	R: 0 E: 0 K: 1 S: 14 H: 0 LOB: 0 BB: 0 P: 20	R: 1 E: 1 K: 1 S: 18 H: 1 LOB: 2 BB: 1 P: 28	R: 0 E: 0 K: 0 S: 8 H: 0 LOB: 0 BB: 0 P: 8	R: 0 E: 0 K: 0 S: 8 H: 0 LOB: 0 BB: 0 P: 8	R: 0 E: 0 K: 0 S: 8 H: 0 LOB: 0 BB: 0 P: 12	R: 0 E: 0 K: 0 S: 5 H: 0 LOB: 0 BB: 0 P: 7	R: 0 E: 0 K: 1 S: 7 H: 0 LOB: 0 BB: 0 P: 11	R: 0 E: 0 K: 0 S: 10 H: 0 LOB: 0 BB: 0 P: 16	1B: 1 2B: 0 3B: 0 HR: 0 SF: 0 SAC: 0 DP: 0 HBP: 0	WP: 0 PB: 0 SB: 0 CS: 0 PA: 30					

PITCHER		IP	WLS	BF	H	R	ER	SO	BB	IBB	HBP	BLK	WP	HR	S	P	ERA	WHIP
31 Danny Salazar, R ERA: 3.47	(1, 1)	8.0	W	27	1	1	0	4	1	0	0	0	0	0	76	111	0.00	0.250
37 Cody Allen, R ERA: 3.48	(9, 1)	1.0	S	3	0	0	0	0	0	0	0	0	0	0	10	16	0.00	0.000

PITCHER	IP	WLS	BF	H	R	ER	SO	BB	IBB	HBP	BLK	WP	HR	S	P	ERA	WHIP

BOTTOM

Cleveland Indians @ Oakland Athletics

O.co Coliseum, Oakland, CA

Fri Jul 31 2015, 9:38 PM - 12:11 AM EDT

Att. 28,152 - Cloudy - 63 F

livebaseballscorecards.com

AB	29
R	1
H	1
RBI	0
BB	1
SO	4
LOB	7

Batter	1	2	3	4	5	6	7	8	9	AB	R	H	RBI	BB	SO	LOB
22 Jason Kipnis, L (1, 10) OBP: 0.401, SLG: 0.477	B SI 91 F FF 91 X FF 92 1-1 F7		L FF 91 F CH 82 B CH 85 B FF 93 B FF 91 F SI 91 X SI 92 3-2 F7			C CU 75 C FF 92 S CH 82 0-3 K		B FF 89 C CU 78 C CU 78 1 SAFE F FF 91 B FF 92 X CU 80 2-2 FC1 1-2		4	0	0	0	0	1	1
12 Francisco Lindor, S (1, 6) OBP: 0.299, SLG: 0.386	B FF 93 X CH 85 1-0 G5-3			X CH 82 0-0 G4-3		B CU 77 X SI 92 1-0 1B		F FF 90 B CU 78 C CU 80 B FF 90 S CU 78 2-3 K		4	0	1	0	0	1	2
23 Michael Brantley, L (1, 7) OBP: 0.376, SLG: 0.449	C FF 93 F FF 92 X FF 93 0-2 1B			C SI 91 B CH 84 B CH 84 B SI 91 C FF 92 X CH 82 3-2 F8		1 SAFE S CH 80 X CH 82 0-1 P5		B FF 92 F FF 91 F FF 92 T FF 92 1-2 K		4	0	1	0	0	1	3
41 Carlos Santana, S (1, 3) OBP: 0.355, SLG: 0.393	F FF 92 X SI 91 0-1 F7			C CU 77 L CH 83 B SL 85 X FF 94 1-2 G3			C FF 90 B FF 91 C FF 91 F FF 92 B SL 84 F CH 83 F CH 83 F FF 93 C FF 92 2-3 K		C FF 90 X SI 91 0-1 P5	4	0	0	0	0	1	1
10 Yan Gomes, R (1, 2) OBP: 0.254, SLG: 0.356		B FF 91 F CH 82 B FF 92 F SI 90 B SL 86 X FF 92 3-2 G6-3			F FF 92 B SL 85 X CH 82 1-1 G5-3		B SL 86 X FF 92 1-0 39 FC4-6 1B		F SI 90 B SI 90 B FF 91 F SI 91 X SI 91 2-2 L9	4	0	1	0	0	0	0
8 Lonnie Chisenhall, L (1, 9) OBP: 0.247, SLG: 0.367		C FF 93 B FF 94 F SL 87 B SL 86 S FF 93 2-3 K			S CU 75 F SI 90 B CH 82 F FF 92 B FF 91 B FF 91 X SI 91 3-2 HR		X CH 81 0-0 L9		C SI 90 B SI 90 F FF 91 S FF 92 1-3 K	4	1	1	1	0	2	1
39 Gio Urshela, R (1, 5) OBP: 0.288, SLG: 0.352		B FF 93 C SL 84 X FF 92 1-1 F8			B SI 93 F FF 92 X SL 84 1-1 P6		B FF 92 X FF 91 1-0 FC4-6 1-2f			3	0	0	0	0	0	1
24 Michael Bourn, L (1, 8) OBP: 0.313, SLG: 0.295			L SI 90 C CH 82 T CH 82 0-2 K		B CH 82 S CH 82 S CH 84 S CH 84 1-3 K			C CH 80 X FF 90 0-1 22 E 1B		3	0	1	0	0	2	0
4 Mike Aviles, R (1, 4) OBP: 0.275, SLG: 0.308			B FF 93 X SI 90 1-0 L9			B SI 89 C FF 91 F SI 89 X FF 92 1-2 G4-3		C SI 88 F FF 89 X FF 89 0-2 L7		3	0	0	0	0	0	1
Inning Stats	R: 0 E: 0 K: 0 S: 8 H: 1 LOB: 1 BB: 0 P: 10	R: 0 E: 0 K: 1 S: 8 H: 0 LOB: 0 BB: 0 P: 14	R: 0 E: 0 K: 1 S: 8 H: 0 LOB: 0 BB: 0 P: 12	R: 0 E: 0 K: 0 S: 7 H: 0 LOB: 0 BB: 0 P: 11	R: 1 E: 0 K: 1 S: 11 H: 1 LOB: 0 BB: 0 P: 17	R: 0 E: 0 K: 1 S: 9 H: 1 LOB: 1 BB: 0 P: 11	R: 0 E: 0 K: 1 S: 10 H: 1 LOB: 1 BB: 0 P: 14	R: 0 E: 1 K: 2 S: 15 H: 1 LOB: 2 BB: 0 P: 20	R: 0 E: 0 K: 1 S: 8 H: 0 LOB: 0 BB: 0 P: 11	1B: 4 2B: 0 3B: 0 HR: 1 SF: 0 SAC: 0 DP: 0 HBP: 0						

PITCHER		IP	WLS	BF	H	R	ER	SO	BB	IBB	HBP	BLK	WP	HR	S	P	ERA	WHIP
36 Aaron Brooks, R ERA: 3.09	(1, 1)	7.1	W	27	5	1	1	5	0	0	0	0	0	1	66	94	1.23	0.682
13 Drew Pomeranz, L ERA: 3.99	(8, 1)	0.2	H	3	0	0	0	2	0	0	0	0	0	0	10	15	0.00	0.000
49 Edward Mujica, R ERA: 4.15	(9, 1)	1.0		3	0	0	0	1	0	0	0	0	0	0	8	11	0.00	0.000

PITCHER	IP	WLS	BF	H	R	ER	SO	BB	IBB	HBP	BLK	WP	HR	S	P	ERA	WHIP

TOP

Cleveland Indians @ Oakland Athletics

O.co Coliseum, Oakland, CA

Sat Aug 01 2015, 9:08 PM - 11:32 PM EDT

Att. 19,046 - Partly Cloudy - 68 F

livebaseballscorecards.com

AB	33
R	1
H	5
RBI	1
BB	0
SO	8
LOB	10

1B: 4 SF: 0
2B: 0 SAC: 0
3B: 0 DP: 0
HR: 1 HBP: 0

WP: 0 PA: 33
PB: 0
SB: 0
CS: 0

Batter	1	2	3	4	5	6	7	8	9	AB	R	H	RBI	BB	SO	LOB
23 Sam Fuld, L (1, 8) (8, 7) OBP: 0.292, SLG: 0.317	B FF 92 B FF 93 B FF 92 C FF 94 B FF 93 4-1 21 G6-4-3 BB		B CH 85 C FF 92 C FF 89 X FF 92 1-2 ② G3		X FF 92 0-0 E3 1-H 2-H 1B			C SL 91 F SL 91 X CU 80 0-2 21 G4-3 21 S 16 1B 1B		3	1	2	1	1	0	0
21 Stephen Vogt, L (1, 2) OBP: 0.344, SLG: 0.444	L FF 93 F FF 92 F CH 86 B CH 86 X FF 93 1-2 ① ② G6-4-3 1-2f		C CU 81 B FF 92 F CH 86 S CU 92 1-3 ③ K		B CH 84 B CH 85 B FF 92 C FF 92 X FF 92 3-1 ③ G4-3			1 SAFE F SL 91 F SL 91 B SL 92 1 SAFE B SL 92 X SL 91 2-2 ① G4-3 1-3		4	0	0	0	0	1	3
22 Josh Reddick, L (1, 9) OBP: 0.336, SLG: 0.462	B FF 94 B CH 86 S FF 94 X FF 94 2-1 ③ F7			B CH 83 C CU 83 B FF 91 T FF 92 F CH 83 F FF 92 S CH 84 2-3 ① K		B FF 90 C FF 91 B CU 80 X FF 91 2-1 ① F8		B SL 91 F SL 92 S CU 81 X SL 93 1-2 ② G3		4	0	0	0	0	1	1
16 Billy Butler, R (1, 10) OBP: 0.309, SLG: 0.373		B FF 93 C FF 92 X CH 84 1-1 17 2B 20 G4-3 1B		B FF 93 B FF 89 B FF 93 C FF 93 C FF 93 F FF 92 C CH 84 3-3 ② K		X FF 92 0-0 ② P3		X SL 91 0-0 3-H 1B		4	1	2	1	0	1	0
17 Ike Davis, L (1, 3) OBP: 0.312, SLG: 0.372		B FF 90 F FF 92 X CH 84 1-1 50 G1-3 1-3 2B		F FF 93 S CU 82 F FF 94 X CU 84 0-2 ③ L8		C CH 84 B CU 81 F FF 90 F CU 82 B CU 91 X CU 83 2-2 ③ G4-3		F SI 92 B SI 92 B CU 81 X SI 92 2-1 ③ G6-3		4	0	1	0	0	0	1
20 Mark Canha, R (1, 7) OBP: 0.292, SLG: 0.378 1 Billy Burns, S (8, 8) OBP: 0.335, SLG: 0.386		X FF 93 0-0 ① G4-3 3-H		C FF 92 F FF 88 F CH 83 S CU 82 0-3 ① K			F FF 91 F FF 91 B FF 92 B CH 84 B CH 84 X FF 91 3-2 ① G6-3			3 0	0 0	0 0	1 0	0 0	1 0	1 0
50 Max Muncy, L (1, 5) OBP: 0.275, SLG: 0.378		F FF 92 C FF 92 X CH 86 0-2 ② G1-3 2-3			B CU 79 X FF 91 1-0 28 1B 2B		B CU 83 B CU 83 C CU 90 B FF 90 C FF 92 F CH 84 X FF 92 3-2 ② G4-3			3	0	1	0	0	0	1
10 Marcus Semien, R (1, 6) OBP: 0.292, SLG: 0.378		X FF 93 0-0 ③ L9			B FF 89 D CU 84 F FF 93 D FF 93 B FF 93 4-1 28 1B 23 1B BB		B FF 89 F CH 92 B FF 90 X FF 92 2-1 HR			2	2	1	1	1	0	1
28 Eric Sogard, L (1, 4) OBP: 0.281, SLG: 0.276			C FF 92 X FF 92 0-1 ① L8		F FF 92 X FF 93 0-1 ② 23 1B 23 E 1-2 2-H 1B		B FF 94 F FF 95 B CU 81 X FF 96 2-1 ③ G6-3			3	1	1	0	0	0	0
Inning Stats	R: 0 E: 0 K: 0 S: 7 H: 0 LOB: 0 BB: 1 P: 14	R: 1 E: 0 K: 0 S: 9 H: 2 LOB: 1 BB: 0 P: 11	R: 0 E: 0 K: 1 S: 8 H: 0 LOB: 0 BB: 0 P: 10	R: 0 E: 0 K: 2 S: 13 H: 0 LOB: 0 BB: 0 P: 18	R: 2 E: 1 K: 1 S: 11 H: 3 LOB: 1 BB: 1 P: 19	R: 0 E: 0 K: 0 S: 7 H: 0 LOB: 0 BB: 0 P: 11	R: 1 E: 0 K: 0 S: 11 H: 1 LOB: 0 BB: 0 P: 21	R: 1 E: 0 K: 0 S: 12 H: 2 LOB: 1 BB: 0 P: 17		1B: 5 2B: 2 3B: 0 HR: 1 SF: 0 SAC: 0 DP: 1 HBP: 0						

PITCHER		IP	WLS	BF	H	R	ER	SO	BB	IBB	HBP	BLK	WP	HR	S	P	ERA	WHIP
56 Cody Anderson, R ERA: 3.38	(1, 1)	6.2	L	26	6	4	3	4	2	0	0	0	0	1	64	100	4.05	1.200
34 Zach McAllister, R ERA: 2.98	(7, 1)	0.1		1	0	0	0	0	0	0	0	0	0	0	2	4	0.00	0.000
27 Bryan Shaw, R ERA: 1.98	(8, 1)	0.2		4	2	1	1	0	0	0	0	0	0	0	10	13	13.50	3.000
53 Jeff Manship, R ERA: 1.15	(8, 1)	0.1		1	0	0	0	0	0	0	0	0	0	0	2	4	0.00	0.000

PITCHER	IP	WLS	BF	H	R	ER	SO	BB	IBB	HBP	BLK	WP	HR	S	P	ERA	WHIP

BOTTOM

Cleveland Indians @ Oakland Athletics

O.co Coliseum, Oakland, CA

Sat Aug 01 2015, 9:08 PM - 11:32 PM EDT

Att. 19,046 - Partly Cloudy - 68 F

livebaseballscorecards.com

AB	30
R	5
H	8
RBI	4
BB	2
SO	4
LOB	8

WP: 0	PA: 32		
PB: 0			
SB: 1			
CS: 0			

Batter	1	2	3	4	5	6	7	8	9	10	AB	R	H	RBI	BB	SO	LOB
8 Lonnie Chisenhall, L (1, 9) OBP: 0.256, SLG: 0.366	B FF 92 F FF 92 B FF 93 B FF 94 B FF 94 4-1 41 1B 23 BB 40 SF8 BB		C FF 92 B CH 88 B SI 93 F FF 93 X SL 85 2-2 12 FC5-6 1B		B CU 80 B FF 93 B FF 93 B FF 93 4-0 12 G6-3 BB			S FF 91 B FC 86 S FF 87 F SI 93 S FF 88 1-3 ② K		B FF 94 F FF 94 C FF 94 X CU 80 1-2 ② FC4-6 12 WP 1-2f 2-3	3	1	1	0	2	1	2
12 Francisco Lindor, S (1, 6) OBP: 0.291, SLG: 0.374	C FF 93 B SI 92 C CU 80 S SL 85 1-3 ① K		B SI 92 X FF 92 1-0 ① FC5-6 1-2f		F FF 92 B CU 81 C FF 93 X FF 92 1-2 ②③ G6-3 1-2f			C CH 70 X SI 91 0-1 ③ G6-3		B CU 81 B FF 93 S FF 94 F FF 94 B FF 94 S FF 95 3-3 ③ K 1-2	5	0	0	0	0	2	5
23 Michael Brantley, L (1, 7) OBP: 0.377, SLG: 0.448	C SI 94 B CU 80 B FF 94 B SI 92 B SI 94 4-1 40 SF8 41 1B 1-2 BB		B CU 80 B FF 92 1 SAFE C CH 89 F CH 87 F FF 92 F SL 86 1 SAFE T SI 93 2-2 ② K			C SI 92 X CU 81 0-1 41 G3-6 1B			X SI 92 0-0 ① F9		3	0	1	0	1	1	1
41 Carlos Santana, S (1, 10) OBP: 0.354, SLG: 0.392	F SI 94 D SL 87 B SL 85 X FF 94 2-1 39 WP 1-2 2-3 1B		C CU 81 C CU 79 S SL 85 0-3 ③ K			B SI 92 B FF 92 F FF 92 X FF 94 2-1 ①② G3-6 1-2f			C SI 88 F SI 89 B SI 92 C SI 92 1-3 ② K		4	0	1	0	0	2	2
40 Jerry Sands, R (1, 3) OBP: 0.419, SLG: 0.556	B SI 94 B FF 94 C FF 94 X FF 94 2-1 ② SF8 2-3 3-H			C SI 90 B CU 79 X CU 79 1-1 ① G4-3		C CU 81 X FF 92 0-1 ③ F8			C SI 90 X SI 90 0-1 1B		3	0	1	1	0	0	0
39 Gio Urshela, R (1, 5) OBP: 0.280, SLG: 0.342	S FF 94 B SI 93 F FF 94 B SL 85 S FF 93 2-3 ③ K 1-2			F FF 93 F SI 93 F FF 93 S SL 85 0-3 ② K			C SI 92 S SL 85 B SL 85 F SL 86 S SL 86 1-3 ① K2-3		F SI 90 B FF 92 F SL 82 F FF 92 1 SAFE X SL 84 1-2 ③ G5-3		4	0	0	0	0	3	3
55 Roberto Pérez, R (1, 2) OBP: 0.352, SLG: 0.406		B SI 92 X FF 93 1-0 ① 24 G6-3 1B		C CU 80 B SI 93 S FF 92 B FF 92 B FF 93 B FF 93 4-2 BB			X FF 94 0-0 ② G6-3			F FC 90 C FC 90 S FF 93 0-3 ① K	3	0	1	0	1	1	0
24 Michael Bourn, L (1, 8) OBP: 0.312, SLG: 0.292		B FF 92 C CU 80 X SI 93 1-1 ①② G6-3 1-2f		F SI 93 F FF 92 S SL 84 0-3 ③ K			B SI 91 B FF 94 F FF 93 X FF 93 2-1 ③ F8			B CU 76 B FF 94 B FF 94 C FF 95 B FF 94 4-1 8 FC4-6 4 1B BB	3	0	0	0	1	1	2
4 Mike Aviles, R (1, 4) OBP: 0.274, SLG: 0.307		B CU 81 S SI 93 X SI 92 1-1 ③ L9			F FF 92 X SI 92 0-1 ① F9			B SI 90 X SI 91 1-0 ① G5-3		C FF 94 F FF 95 1 SAFE B FF 94 B FF 94 F FF 94 F FF 94 X FF 94 2-2 8 FC4-6 1-2 1B	4	0	1	0	0	0	0
Inning Stats	R: 1 H: 1 E: 0 LOB: 2 K: 2 BB: 2 S: 12 P: 27	R: 0 H: 1 E: 0 LOB: 0 K: 0 BB: 0 S: 5 P: 8	R: 0 H: 1 E: 0 LOB: 1 K: 2 BB: 0 S: 12 P: 17	R: 0 H: 0 E: 0 LOB: 1 K: 2 BB: 1 S: 11 P: 16	R: 0 H: 0 E: 0 LOB: 0 K: 0 BB: 1 S: 5 P: 10	R: 0 H: 1 E: 0 LOB: 0 K: 0 BB: 0 S: 6 P: 8	R: 0 H: 0 E: 0 LOB: 0 K: 1 BB: 0 S: 7 P: 10	R: 0 H: 0 E: 0 LOB: 0 K: 1 BB: 0 S: 7 P: 9	R: 0 H: 1 E: 0 LOB: 1 K: 1 BB: 0 S: 10 P: 12	R: 0 H: 1 E: 0 LOB: 2 K: 2 BB: 1 S: 15 P: 25	1B: 6 2B: 0 3B: 0 HR: 0	SF: 1 SAC: 0 DP: 3 HBP: 0					

PITCHER	IP	WLS	BF	H	R	ER	SO	BB	IBB	HBP	BLK	WP	HR	S	P	ERA	WHIP
54 Sonny Gray, R (1, 1) ERA: 2.12	7.0		26	4	1	1	7	4	0	0	0	1	0	58	96	1.29	1.143
61 Dan Otero, R (8, 1) ERA: 5.79	0.1		1	0	0	0	0	0	0	0	0	0	0	1	2	0.00	0.000
56 Fernando Abad, L (8, 1) ERA: 3.23	1.1		4	0	0	0	2	0	0	0	0	0	0	10	12	0.00	0.000
49 Edward Mujica, R (9, 1) ERA: 4.11	0.1		2	1	0	0	0	0	0	0	0	0	0	6	7	0.00	3.000
33 Fernando Rodriguez Jr., R (10, 1) ERA: 3.94	1.0	W	5	1	0	0	2	1	0	0	0	1	0	15	25	0.00	2.000

PITCHER	IP	WLS	BF	H	R	ER	SO	BB	IBB	HBP	BLK	WP	HR	S	P	ERA	WHIP

TOP

Cleveland Indians @ Oakland Athletics

O.co Coliseum, Oakland, CA

Sun Aug 02 2015, 4:09 PM - 7:23 PM EDT

Att. 21,498 - Partly Cloudy - 69 F

livebaseballscorecards.com

AB	32
R	1
H	6
RBI	1
BB	5
SO	11
LOB	15

1B: 6	SF: 1	WP: 2	PA: 38
2B: 0	SAC: 0	PB: 0	
3B: 0	DP: 3	SB: 0	
HR: 0	HBP: 0	CS: 0	

Batter	1	2	3	4	5	6	7	8	9	10	AB	R	H	RBI	BB	SO	LOB
1 Billy Burns, S (1, 8) OBP: 0.336, SLG: 0.385	B FF 92 F FF 92 X FF 93 1-1 ① G3		B FF 94 B SI 93 B SI 92 B FF 94 4-0 BB		F FF 94 C SI 93 D KC 79 B KC 79 F FF 94 X FF 95 2-2 23 BB 1-2 2-H 1B		F FF 93 1 SAFE C FF 94 B FF 95 S FF 96 1-3 ③ K			B FF 94 B FF 94 F FF 94 X FF 94 2-1 ② P6	4	0	1	1	1	1	1
23 Sam Fuld, L (1, 7) OBP: 0.294, SLG: 0.316 (6, 9)	B FF 92 C FF 92 X CH 85 1-1 ② G4-3		1 SAFE C FF 93 F FC 86 1 SAFE 1 SAFE X SI 93 0-2 ③ P2		C FF 94 S FC 87 D KC 80 B FC 85 F FC 85 B SI 94 B FF 95 4-2 1-2 2-3 BB			C CU 76 X FF 94 0-1 ① G4-3		M KC 85 X FF 94 0-1 20 2B 1B	4	1	1	0	1	0	1
22 Josh Reddick, L (1, 9) OBP: 0.334, SLG: 0.459 20 Mark Canha, R (5, PH) OBP: 0.292, SLG: 0.381 (6, 7)	B FF 92 C FC 86 B SI 92 B FC 84 F FC 86 X FF 93 3-2 ③ L9			B FF 93 B FF 92 F FF 93 F FC 86 X KC 78 2-2 ① F9	B FF 96 B FC 86 C FF 95 B FC 88 C FF 96 X FF 96 3-2 ③ P5			F FF 95 X FF 96 0-1 ② P3		C FF 92 B FF 93 D KC 84 D KC 85 1 SAFE 1 SAFE X FF 93 3-1 1-H 2B	2 3	0 0	0 1	0 1	0 0	0 0	0 3
16 Billy Butler, R (1, 10) OBP: 0.308, SLG: 0.372		C FF 92 B FF 91 F FF 92 B KC 78 X KC 78 2-2 1B		C FC 85 X KC 77 0-1 ② L9		C FF 92 B FF 91 F FC 84 T FC 86 1-2 ① K		S FC 88 B SL 83 S FC 89 X FF 95 1-2 ③ L9			4	0	1	0	0	1	0
17 Ike Davis, L (1, 3) OBP: 0.306, SLG: 0.364		B SI 92 B FF 91 C FF 92 F FF 94 B KC 77 X SI 93 3-2 ① L7		B FF 93 X CH 85 1-0 ③ G6-3		B FF 93 X FC 85 1-0 ② G4-3			B FC 91 C FC 92 F SL 80 B FC 92 S FC 92 2-3 ① K		4	0	0	0	0	1	1
15 Brett Lawrie, R (1, 5) OBP: 0.310, SLG: 0.404		C FC 84 S FF 94 F FC 88 D KC 78 S FF 96 1-3 ② K			B FF 92 B FF 91 C FC 84 S FF 93 X FF 94 2-2 ① L5	C FF 94 F FF 95 B KC 80 S FC 87 1-3 ③ K			X SL 80 0-0 21 G3 1B		4	0	1	0	0	2	1
19 Josh Phegley, R (1, 2) OBP: 0.312, SLG: 0.483 21 Stephen Vogt, L (9, PH) OBP: 0.343, SLG: 0.443 (10, 2)		D FF 94 B SI 93 C FC 86 S FC 86 B FF 95 F FC 85 C SI 95 3-3 ③ K			X FF 94 0-0 ② L7		S FF 92 B FF 94 C FC 85 S KC 79 1-3 ① K		B FC 93 B FC 91 F FC 91 1 SAFE X FC 92 2-1 ② G3 1-2	3 1	0 0	0 0	0 0	0 0	2 0	1 1
28 Eric Sogard, L (1, 4) OBP: 0.284, SLG: 0.277			C FF 93 C SI 91 F FC 87 B KC 77 X SI 93 1-2 10 L3 1B		B FF 92 B CH 84 B FF 93 B FF 93 4-0 10 BB 1 1B BB		F CH 85 C KC 76 S KC 79 0-3 ② K		C FC 92 D SL 80 D SL 80 B FC 92 C FC 92 X FC 94 3-2 ③ G4-3		3	1	1	0	1	1	1
10 Marcus Semien, R (1, 6) OBP: 0.294, SLG: 0.378			B FC 83 B FF 94 C FC 85 1 SAFE X FC 85 2-1 ① ② L3 1-1		B FF 93 D FC 84 B FF 94 B FF 93 4-0 23 BB 1 1B 1-2 BB		B FF 94 C FC 84 B KC 78 X FF 94 2-1 1B			C FF 94 F KC 85 B KC 86 F FF 94 S KC 86 1-3 ① K	3	0	1	0	1	1	1
Inning Stats	R: 0 E: 0 K: 0 S: 7 H: 0 LOB: 0 BB: 0 P: 12	R: 0 E: 0 K: 2 S: 14 H: 1 LOB: 1 BB: 0 P: 23	R: 0 E: 0 K: 0 S: 9 H: 1 LOB: 1 BB: 1 P: 16	R: 0 E: 0 K: 0 S: 6 H: 0 LOB: 0 BB: 0 P: 9	R: 1 E: 0 K: 0 S: 14 H: 1 LOB: 3 BB: 3 P: 33	R: 0 E: 0 K: 2 S: 7 H: 0 LOB: 0 BB: 0 P: 10	R: 0 E: 0 K: 3 S: 11 H: 1 LOB: 1 BB: 0 P: 15	R: 0 E: 0 K: 0 S: 7 H: 0 LOB: 0 BB: 0 P: 8	R: 0 E: 0 K: 1 S: 9 H: 1 LOB: 1 BB: 0 P: 16	R: 1 E: 0 K: 1 S: 10 H: 2 LOB: 1 BB: 0 P: 16	1B: 6 2B: 2 3B: 0 HR: 0	SF: 0 SAC: 0 DP: 1 HBP: 0	WP: 0 PB: 0 SB: 0 CS: 0	PA: 39				

PITCHER		IP	WLS	BF	H	R	ER	SO	BB	IBB	HBP	BLK	WP	HR	S	P	ERA	WHIP
47 Trevor Bauer, R ERA: 3.98	(1, 1)	6.2		27	4	1	1	6	4	0	0	0	0	0	65	114	1.35	1.200
34 Zach McAllister, R ERA: 2.9	(7, 1)	1.1		4	0	0	0	1	0	0	0	0	0	0	10	12	0.00	0.000
27 Bryan Shaw, R ERA: 1.93	(9, 1)	1.0		4	1	0	0	1	0	0	0	0	0	0	9	16	0.00	1.000
37 Cody Allen, R ERA: 3.64	(10, 1)	0.2	L	4	2	1	1	1	0	0	0	0	0	0	10	16	13.50	3.000

PITCHER	IP	WLS	BF	H	R	ER	SO	BB	IBB	HBP	BLK	WP	HR	S	P	ERA	WHIP

BOTTOM

Cleveland Indians @ Oakland Athletics

O.co Coliseum, Oakland, CA

Sun Aug 02 2015, 4:09 PM - 7:23 PM EDT
Att. 21,498 - Partly Cloudy - 69 F

livebaseballscorecards.com

AB	35
R	2
H	7
RBI	2
BB	4
SO	9
LOB	11

Batter	1	2	3	4	5	6	7	8	9	AB	R	H	RBI	BB	SO	LOB
11 José Ramírez, S (1, 4) OBP: 0.247, SLG: 0.231	B FC 97 C FC 96 B FF 97 F FC 97 B FF 96 B FC 96 4-2 12 SH1-3 23 1B BB	X FF 94 0-0 ③ G4-3			B SI 96 F SI 97 X FC 95 1-1 ③ G4-3			B SI 96 B SL 87 B FF 94 C FF 95 B FF 95 4-1 23 1B 41 1B BB	B SI 88 C SI 88 B CH 80 F CH 84 B CH 83 X SI 90 3-2 ③ F8 1-2	3	2	0	0	2	0	2
12 Francisco Lindor, S (1, 6) OBP: 0.286, SLG: 0.368	1 SAFE B SI 94 X SI 95 1-0 ① SH1-3 1-2		S SL 87 S SI 95 B CU 80 X SL 87 1-2 ① G5-3			C SI 96 F SI 96 F FF 96 B SL 88 F SL 88 X FC 96 1-2 ① G4-3		C FF 96 F SI 96 T SL 88 0-2 ① K		3	0	0	0	0	1	1
23 Michael Brantley, L (1, 10) OBP: 0.379, SLG: 0.448	B FF 95 C SL 86 C FF 96 B CU 79 X SL 87 2-2 10 HR 2-H 1B		X SI 94 0-0 ② G3-1			B SI 96 F SI 96 X SI 97 1-1 ② G4-3		B SL 82 D SL 83 B SL 84 C FF 89 C FF 89 X FF 90 3-2 41 1B 1-2 1B		4	1	2	1	0	0	0
41 Carlos Santana, S (1, 3) OBP: 0.356, SLG: 0.393	B SI 95 1 SAFE S FF 96 F FF 96 B SI 91 S FC 96 2-3 ② K		C SI 95 C FF 95 B FF 95 B SL 86 B FF 94 S FC 95 3-3 ③ K			X SI 98 0-0 1B		B SL 80 B SI 88 C SL 81 F SI 89 X SI 89 2-2 1-2 2-H 1B		4	0	2	1	0	2	1
10 Yan Gomes, R (1, 2) OBP: 0.254, SLG: 0.369	C FC 95 B FF 96 1 SAFE B SI 96 X FF 96 2-1 1-H HR			X FC 96 0-0 ① L9		C FF 96 S SL 88 1 SAFE D SL 88 F SL 88 B FF 96 1 SAFE S FF 95 2-3 ③ K		C SI 89 F SL 81 S SL 80 0-3 ② K		4	1	1	2	0	2	3
8 Lonnie Chisenhall, L (1, 9) OBP: 0.254, SLG: 0.363 13 Tyler Holt, R (4, 7) OBP: 0.143, SLG: 0.077	C FC 96 B FF 96 C SL 86 S SL 87 1-3 ③ K2-3			B SI 96 X SI 96 1-0 ② G1-3			B FF 96 C FF 96 C SL 88 F FF 96 B SL 89 F SL 88 S FF 96 2-3 ① K	B SI 89 F SI 89 F SI 89 S SL 80 1-3 ③ K		2	0	0	0	0	1	0
										2	0	0	0	0	2	2
40 Jerry Sands, R (1, 7) OBP: 0.400, SLG: 0.500 (4, 9)		C FF 95 B SL 88 C SL 87 B FC 95 B FC 95 B SL 87 4-2 BB		C FF 96 B FF 96 S FC 96 B FF 96 S FF 97 2-3 ③ K			S SL 90 B SL 90 S SL 89 B FF 96 C FF 96 2-3 ② K		C SI 89 S SL 84 B SL 83 S SL 83 1-3 ① K	3	0	0	0	1	3	0
24 Michael Bourn, L (1, 8) OBP: 0.314, SLG: 0.295		B FF 95 C FF 95 S SL 87 S CU 78 1-3 ① K			C SL 87 C SI 96 B SL 89 B SI 96 B SI 96 C SL 88 3-3 ① K		X FF 97 0-0 1B		B SI 89 C SI 88 B CH 83 S SI 90 F SL 83 B SI 90 X SI 89 3-2 11 S 1B	4	0	2	0	0	2	1
39 Gio Urshela, R (1, 5) OBP: 0.273, SLG: 0.333		S FF 95 F SL 87 S FC 94 0-3 ② K			C FF 97 F FC 96 X SL 87 0-2 ② F9		X FF 96 0-0 ③ P3		D SL 82 1 SAFE X SI 88 1-0 ② P4	4	0	0	0	0	1	3
Inning Stats	R: 3 E: 0 K: 2 S: 14 H: 2 LOB: 0 BB: 1 P: 26	R: 0 E: 0 K: 2 S: 9 H: 0 LOB: 1 BB: 1 P: 14	R: 0 E: 0 K: 1 S: 7 H: 0 LOB: 0 BB: 0 P: 11	R: 0 E: 0 K: 1 S: 5 H: 0 LOB: 0 BB: 0 P: 8	R: 0 E: 0 K: 1 S: 8 H: 0 LOB: 0 BB: 0 P: 12	R: 0 E: 0 K: 1 S: 12 H: 1 LOB: 1 BB: 0 P: 16	R: 0 E: 0 K: 2 S: 10 H: 1 LOB: 1 BB: 0 P: 14	R: 1 E: 0 K: 3 S: 16 H: 2 LOB: 2 BB: 1 P: 26	R: 0 E: 0 K: 1 S: 11 H: 1 LOB: 1 BB: 0 P: 19	1B: 6 2B: 0 3B: 0 HR: 1 SF: 0 SAC: 1 DP: 0 HBP: 0						

PITCHER		IP	WLS	BF	H	R	ER	SO	BB	IBB	HBP	BLK	WP	HR	S	P	ERA	WHIP
43 Garrett Richards, R ERA: 3.46	(1, 1)	7.1	W	29	4	4	4	11	3	0	0	0	0	1	69	109	4.91	0.955
37 Cesár Ramos, L ERA: 1.38	(8, 1)	0.0		1	1	0	0	0	0	0	0	0	0	0	3	6	∞	∞
38 Joe Smith, R ERA: 3.09	(8, 1)	0.2	H	3	1	0	0	2	0	0	0	0	0	0	9	12	0.00	1.500
16 Huston Street, R ERA: 2.72	(9, 1)	1.0	S	4	1	0	0	1	0	0	0	0	0	0	11	19	0.00	1.000

PITCHER	IP	WLS	BF	H	R	ER	SO	BB	IBB	HBP	BLK	WP	HR	S	P	ERA	WHIP

TOP

Cleveland Indians @ Los Angeles Angels

Angel Stadium of Anaheim, Anaheim, CA

Mon Aug 03 2015, 7:09 PM - 10:09 PM PDT

Att. 37,030 - Partly Cloudy - 80 F

livebaseballscorecards.com

AB	33
R	4
H	7
RBI	4
BB	3
SO	14
LOB	13

BOTTOM

Cleveland Indians @ Los Angeles Angels

Angel Stadium of Anaheim, Anaheim, CA

Mon Aug 03 2015, 7:09 PM - 10:09 PM PDT

Att. 37,030 - Partly Cloudy - 80 F

livebaseballscorecards.com

Batter	1	2	3	4	5	6	7	8	9	AB	R	H	RBI	BB	SO	LOB
3 David DeJesus, L (1, 7) OBP: 0.314, SLG: 0.359	C FF 91 C SI 92 C SI 93 0-3 ① K		X SI 92 0-0 ② F9 2-3		S SL 88 D FF 93 F FF 93 H SI 94 2-2 ③ 56 1B, 27 1B HBP	C CU 81 C CU 81 X CU 83 0-2 27 BB, 56 1B 1B 3-H		B SI 93 F CH 85 F SI 93 F SL 82 B SL 84 X SI 93 2-2 ③ G6-3		4	1	1	1	0	1	2
56 Kole Calhoun, L (1, 9) OBP: 0.334, SLG: 0.438	B SL 88 X SI 93 1-0 ② F8		B CU 82 B FF 92 C SI 93 B SL 88 F FF 94 C SI 94 3-3 ③ K		F CH 86 S FF 92 X CU 84 0-2 27 1B 1B 1-3 2-H	S FF 89 B FF 91 X SL 79 1-1 27 BB 1B 1-2				4	0	2	1	0	1	2
27 Mike Trout, R (1, 8) OBP: 0.400, SLG: 0.624	C SI 93 B SI 94 C CU 83 B SL 90 B FF 91 X SI 95 3-2 ③ L9			C SL 88 X SL 90 0-1 ① L8 C FF 94 X FF 94 0-1 1-3 3-H 1B		B CU 83 C SI 93 F SI 91 B SI 91 B CU 84 F SI 92 B CU 84 4-2 1-2 2-3 BB				3	0	1	1	1	0	0
19 David Murphy, L (1, 10) OBP: 0.337, SLG: 0.421		C FF 92 F SL 87 B FF 93 X CU 82 1-2 ① P5		C FF 92 B CH 86 C FF 93 F SI 92 X CU 82 1-2 2 FC4-6 1B C SI 94 B FF 94 S SL 87 X FF 94 1-2 ③ L7		X SI 92 0-0 ③ G3-1				4	0	1	0	0	0	5
2 Erick Aybar, S (1, 6) OBP: 0.316, SLG: 0.340		C FF 92 B CH 84 B SI 93 T SL 88 F FF 94 F SL 86 X FF 93 2-2 ② F7		S SL 87 B SI 91 X SL 88 1-1 ② FC4-6 1-2f		C CU 81 X FF 92 0-1 22 HR 1B	X SI 94 0-0 ① B2-3			4	1	1	0	0	0	1
22 Conor Gillaspie, L (1, 5) OBP: 0.280, SLG: 0.388 8 Taylor Featherston, R (8, 5) OBP: 0.185, SLG: 0.213		X FF 93 0-0 ③ L8		X FF 92 0-0 ③ F7		1 SAFE B SL 87 F SI 92 B FF 91 X SL 88 2-1 1-H HR	C SI 94 F SI 95 C SI 94 0-3 ② K			4 0	1 0	1 0	2 0	0 0	1 0	1 0
24 C.J. Cron, R (1, 3) OBP: 0.289, SLG: 0.405			B FF 91 S SL 86 X FF 91 1-1 3 F9, 58 1B 1B		C FF 92 X SL 88 0-1 56 1B 2B	B SI 93 B SI 92 S SL 89 B FF 92 F FF 93 C SI 93 3-3 ① K	C SI 94 X SL 86 0-1 ③ G1-3			4	1	2	0	0	1	0
12 Johnny Giavotella, R (1, 4) OBP: 0.313, SLG: 0.349			B SL 86 F FF 91 F SL 86 X FF 92 1-2 ① L9		F SL 88 X FF 91 0-1 ① L9	B SI 92 X SI 92 1-0 58 G5-3, 3 1B 1B		C SL 83 F SI 94 X SL 84 0-2 ① G6-3		4	1	1	0	0	0	2
58 Carlos Pérez, R (1, 2) OBP: 0.248, SLG: 0.302			B SI 91 F SL 87 F SL 87 B FF 91 B CU 82 X SI 92 3-2 1-2 1B		C SI 92 F SL 88 F FF 93 D CU 84 C SL 88 1-3 ② K	X SI 91 0-0 ② G5-3 1-3		F SI 93 S SI 92 F SL 84 X SI 93 0-2 ② G5-3		4	0	1	0	0	1	2
Inning Stats	R: 0 E: 0 K: 1 S: 7 H: 0 LOB: 0 BB: 0 P: 11	R: 0 E: 0 K: 0 S: 9 H: 0 LOB: 0 BB: 0 P: 12	R: 0 E: 0 K: 1 S: 12 H: 2 LOB: 2 BB: 0 P: 20	R: 0 E: 0 K: 0 S: 9 H: 1 LOB: 1 BB: 0 P: 11	R: 2 E: 0 K: 1 S: 18 H: 3 LOB: 2 BB: 0 P: 22	R: 3 E: 0 K: 1 S: 18 H: 5 LOB: 3 BB: 1 P: 29	R: 0 E: 0 K: 1 S: 6 H: 0 LOB: 0 BB: 0 P: 6	R: 0 E: 0 K: 0 S: 11 H: 0 LOB: 0 BB: 0 P: 13		1B: 9 2B: 1 3B: 0 HR: 1 SF: 0 SAC: 0 DP: 0 HBP: 1				WP: 0 PB: 0 SB: 0 CS: 0 PA: 37	

	AB	35
	R	5
	H	11
	RBI	5
	BB	1
	SO	5
	LOB	15

PITCHER		IP	WLS	BF	H	R	ER	SO	BB	IBB	HBP	BLK	WP	HR	S	P	ERA	WHIP
28 Corey Kluber, R ERA: 3.6	(1, 1)	5.2	L	28	10	5	5	4	0	0	1	0	0	1	67	94	7.94	1.765
57 Kyle Crockett, L ERA: 3.0	(6, 1)	0.0		1	1	0	0	0	0	0	0	0	0	0	2	3	∞	∞
53 Jeff Manship, R ERA: 1.13	(6, 1)	0.1		2	0	0	0	0	1	0	0	0	0	0	4	8	0.00	3.000
54 Ryan Webb, R ERA: 2.81	(7, 1)	2.0		6	0	0	0	1	0	0	0	0	0	0	17	19	0.00	0.000

PITCHER	IP	WLS	BF	H	R	ER	SO	BB	IBB	HBP	BLK	WP	HR	S	P	ERA	WHIP

Batter	1	2	3	4	5	6	7	8	9	10	11	12	AB	R	H	RBI	BB	SO	LOB
11 José Ramírez, S (1, 4) OBP: 0.256, SLG: 0.231	C FF 92 B FF 92 F FF 93 B CH 86 B FF 94 F FF 94 B FF 93 4-2 12 CS BB		B FF 92 F FF 92 B FF 91 X FF 92 2-1 1-2 1B		B SI 92 B CH 84 C CH 84 B FF 92 B CH 84 4-1 1-2 BB			C FF 89 C SL 81 X SL 82 0-2 G4-3		B CH 80 F SI 92 B FF 92 X CH 79 2-1 2-3 FC6-5		B FF 96 C FF 96 C FF 95 B FF 96 X FF 96 2-2 F7	4	0	1	0	2	0	1
12 Francisco Lindor, S (1, 6) OBP: 0.284, SLG: 0.369	B SI 94 1 SAFE B FF 93 F FF 93 X FF 94 2-1 G3-1 1-2		D CH 86 B SI 92 C FF 91 2 SAFE B FF 91 F FF 92 S CH 86 3-3 K		F SI 92 S CH 85 S CH 85 0-3 K			X FF 90 0-0 2B		F SI 92 1 SAFE X CH 81 0-1 F9			5	0	1	0	0	2	7
23 Michael Brantley, L (1, 7) OBP: 0.381, SLG: 0.449	B KC 78 B FF 92 C FF 93 F FF 93 F CH 86 C CH 86 2-3 K			B SI 91 B SI 91 X FF 92 2-0 1B		B FF 90 X FF 91 1-0 L9		I IN 82 I IN 81 I IN 81 I IN 80 4-0 IBB			X FF 92 0-0 41 G5-4-3 1B		4	0	2	0	1	1	0
41 Carlos Santana, S (1, 10) OBP: 0.351, SLG: 0.387		C SI 92 B CH 84 B SI 93 X CH 84 2-1 G1-3		B FF 90 S CH 85 B FF 92 C CH 84 S CH 84 2-3 K		B KC 75 B CH 84 C CH 82 S CH 85 B CH 85 C SI 92 3-3 K		X SI 89 0-0 G3			C SI 92 B SL 86 B CH 81 B SI 91 X SI 92 3-1 G5-4-3 1-2f		5	0	0	0	0	2	3
10 Yan Gomes, R (1, 2) OBP: 0.248, SLG: 0.360		B SI 92 C CH 83 C SL 82 F CH 86 X FF 91 1-2 F8		C SL 83 B FF 92 B CH 85 B CH 83 C CH 83 X SL 84 3-2 G6-3		B FF 93 F FF 93 S SL 83 B CH 84 T CH 85 2-2 K			X SL 84 0-0 G4-3		C CH 79 B SI 92 F CH 82 F SI 92 B FF 93 S CH 80 2-3 K		5	0	0	0	0	2	0
8 Lonnie Chisenhall, L (1, 9) OBP: 0.252, SLG: 0.359		B FF 92 B FF 91 C FF 92 F FF 92 C SI 93 2-3 K	X SI 91 0-0 F7				C SI 97 F SI 98 B SI 97 B SI 98 F SI 98 X SI 98 2-2 L8		B SI 87 F SI 87 F CH 82 S CH 83 1-3 K			F FF 91 C FF 92 F CU 76 F SL 82 X FF 93 0-2 39 HR 1B	5	1	1	0	0	2	0
40 Jerry Sands, R (1, 3) OBP: 0.375, SLG: 0.457			C SL 82 S SL 83 C SI 92 0-3 K		C CH 83 C CH 84 B CH 84 B SI 93 X FF 91 2-2 24 1B 1B		B CU 81 B SI 98 B SI 98 C SI 97 C SI 97 X SI 98 3-2 G6-3		X SL 84 0-0 L7			C FF 95 B SL 81 X FF 96 1-1 L9	5	0	1	0	0	1	1
24 Michael Bourn, L (1, 8) OBP: 0.314, SLG: 0.295 9 Ryan Raburn, R (10, PH) OBP: 0.353, SLG: 0.470 13 Tyler Holt, R (10, 8) OBP: 0.133, SLG: 0.071			S FF 92 C CH 85 B FF 92 S CH 85 1-3 K		B FF 91 S SI 90 B SI 91 1 SAFE F FF 90 B CH 86 X CH 86 3-2 11 S 1-3 1B		X SI 97 0-0 G4-3		B SI 90 X SI 90 1-0 F9			S FF 96 F FF 96 D SL 80 C FF 96 1-3 K	3 1 1	0 0 0	1 0 0	0 0 0	0 0 1	1 0 1	0 0 1
39 Gio Urshela, R (1, 5) OBP: 0.283, SLG: 0.367			C CH 83 X FF 92 0-1 11 1B 1B		1 SAFE F SL 83 1 SAFE S SL 82 D SL 83 1 SAFE B CH 86 1 SAFE 1 SAFE 2-3 F CH 86 1 SAFE S SL 82 K			C SI 89 F SL 80 X SI 89 0-2 G5-3		X SI 91 0-0 11 FC6-5 2B		D SL 79 X SL 78 1-0 1-H HR	5	1	3	2	0	1	2
Inning Stats	R: 0 H: 0 E: 0 LOB: 0 K: 1 BB: 1 S: 9 P: 17	R: 0 H: 0 E: 0 LOB: 0 K: 1 BB: 0 S: 9 P: 14	R: 0 H: 2 E: 0 LOB: 2 K: 3 BB: 0 S: 13 P: 19	R: 0 H: 1 E: 0 LOB: 0 K: 1 BB: 0 S: 7 P: 14	R: 0 H: 2 E: 0 LOB: 3 K: 2 BB: 1 S: 15 P: 26	R: 0 H: 0 E: 0 LOB: 0 K: 2 BB: 0 S: 7 P: 13	R: 0 H: 0 E: 0 LOB: 0 K: 0 BB: 0 S: 8 P: 13	R: 0 H: 1 E: 0 LOB: 2 K: 0 BB: 1 S: 8 P: 12	R: 0 H: 0 E: 0 LOB: 0 K: 1 BB: 0 S: 5 P: 6	R: 0 H: 1 E: 0 LOB: 0 K: 0 BB: 0 S: 6 P: 9	R: 0 H: 1 E: 0 LOB: 0 K: 1 BB: 0 S: 7 P: 12	R: 2 H: 2 E: 0 LOB: 0 K: 1 BB: 0 S: 14 P: 19	1B: 7 SF: 0 2B: 2 SAC: 0 3B: 0 DP: 1 HR: 1 HBP: 0						

PITCHER	IP	WLS	BF	H	R	ER	SO	BB	IBB	HBP	BLK	WP	HR	S	P	ERA	WHIP
52 Matt Shoemaker, R (1, 1) ERA: 4.01	6.0		23	5	0	0	10	2	0	0	0	0	0	60	103	0.00	1.167
62 Trevor Gott, R (7, 1) ERA: 2.18	1.0		3	0	0	0	0	0	0	0	0	0	0	8	13	0.00	0.000
38 Joe Smith, R (8, 1) ERA: 3.02	1.0		5	1	0	0	0	0	1	0	0	0	0	8	12	0.00	1.000
16 Huston Street, R (9, 1) ERA: 2.66	1.0		3	0	0	0	1	0	0	0	0	0	0	5	6	0.00	0.000
48 Jose Alvarez, L (10, 1) ERA: 3.52	2.0	L	8	3	1	1	1	0	0	0	0	0	0	18	26	4.50	1.500

PITCHER	IP	WLS	BF	H	R	ER	SO	BB	IBB	HBP	BLK	WP	HR	S	P	ERA	WHIP
68 Cam Bedrosian, R (12, 1) ERA: 4.86	1.0		4	1	1	1	1	0	0	0	0	0	1	9	14	9.00	1.000

TOP

Cleveland Indians @ Los Angeles Angels

Angel Stadium of Anaheim, Anaheim, CA

Tue Aug 04 2015, 7:09 PM - 10:39 PM PDT

Att. 38,159 - Clear - 84 F

livebaseballscorecards.com

AB	43
R	2
H	10
RBI	2
BB	3
SO	13
LOB	15

Cleveland Indians @ Los Angeles Angels

Angel Stadium of Anaheim, Anaheim, CA

Tue Aug 04 2015, 7:09 PM - 10:39 PM PDT

Att. 38,159 - Clear - 84 F

livebaseballscorecards.com

BOTTOM

Batter	1	2	3	4	5	6	7	8	9	10	11	12	AB	R	H	RBI	BB	SO	LOB
3 David DeJesus, L (1, 7) OBP: 0.308, SLG: 0.352	B FF 96 C FF 95 B SI 96 C SI 96 X FF 97 2-2 G4-3 ①			B CH 88 C FF 97 X CU 85 1-1 L3 ①		B SI 96 X SI 95 1-0 G6-3 ③			B SI 96 X CH 89 1-0 L4 ②			B FF 96 F FF 95 B FF 97 F FF 96 F FF 96 S KC 87 2-3 K ①	5	0	0	0	0	1	1
56 Kole Calhoun, L (1, 9) OBP: 0.330, SLG: 0.433	C SI 96 X CH 90 0-1 G5-3 ②			F FF 97 S FF 96 B FF 97 B FF 92 F FF 97 S SL 87 2-3 K2-3 ②			S CU 84 B CH 89 C SI 95 S CU 87 1-3 K ①		B SI 95 D FF 97 C SI 95 F SI 96 S SL 86 2-3 K ③			B FF 96 S FF 96 C KC 87 B KC 87 S KC 87 2-3 K ②	5	0	0	0	0	4	1
27 Mike Trout, R (1, 8) OBP: 0.397, SLG: 0.618	C FF 97 S CH 90 B FF 95 X CH 88 1-2 G5-3 ③			B CH 90 B SI 97 B CH 88 B SI 95 4-0 BB			X FF 96 0-0 F8 ②			B FC 93 B FC 93 C FC 92 C FC 92 B FC 95 X FC 94 3-2 G3 ①		C FF 96 C KC 87 X KC 86 0-2 G3 ③	4	0	0	0	0	1	0
5 Albert Pujols, R (1, 3) OBP: 0.315, SLG: 0.519		C FF 96 B CH 89 X CH 90 1-1 G1-3 ①		C FF 94 F CH 88 F CH 89 1 SAFE S SL 88 0-3 K2-3 ③			B SL 88 F SI 96 X SL 90 1-1 G4-3 ③			B SL 81 X FC 92 1-0 F8 ②			4	0	0	0	0	1	1
19 David Murphy, L (1, 10) OBP: 0.336, SLG: 0.418		C FF 96 S CH 91 S FF 97 0-3 K ②			B SI 95 F SI 93 B CH 90 X FF 96 2-1 2 CS 1B	X SI 96 0-0 G3-1 ①				X FC 93 0-0 G3-1 ③			4	0	1	0	0	1	0
2 Erick Aybar, S (1, 6) OBP: 0.313, SLG: 0.337		B CU 85 C FF 97 F CH 90 F FF 97 F SL 89 F CH 91 F FF 95 X CU 86 1-2 F8 ③			L CH 88 B SI 94 S CH 90 S CU 86 1-3 K 1-2 ① ②	B SI 94 X SI 94 1-0 G5-3 ②					B SI 95 F FF 95 X FF 94 1-1 F7 ①		4	0	0	0	0	1	1
22 Conor Gillaspie, L (1, 5) OBP: 0.275, SLG: 0.380			B SI 94 B CH 86 F SI 96 X SI 95 2-1 G4-3 ①		F SI 96 S CU 86 F CU 85 B FF 92 F FF 91 B FF 95 F SL 90 B FF 96 X SI 96 3-2 G4-3 ③	C FF 95 F CU 84 B SI 96 X FF 92 2-2 G6-3 ③					F FF 96 S FF 97 B FF 97 B SL 84 X FF 97 2-2 P6 ②		4	0	0	0	0	0	0
12 Johnny Giavotella, R (1, 4) OBP: 0.315, SLG: 0.349			X FF 96 0-0 L9 ②			C SL 87 B SI 93 B SL 88 X FF 96 2-1 F8 ①			H SI 95 1-0 18 SH2-3 HBP		B FF 96 C FF 97 X FF 98 1-1 1B		3	0	1	0	0	0	0
17 Chris Iannetta, R (1, 2) OBP: 0.309, SLG: 0.340 18 Shane Victorino, S (9, PH) OBP: 0.316, SLG: 0.286 58 Carlos Pérez, R (10, 2) OBP: 0.247, SLG: 0.300			F FF 96 S CH 89 S SL 89 0-3 K ③			C CH 90 X CH 90 0-1 F8 ②			X SL 87 0-0 SH2-3 ① 1-2		B FF 97 X FF 97 1-0 G1-3 ③		2 0 1	0 0 0	0 0 0	0 0 0	0 0 0	1 0 0	0 0 1
Inning Stats	R: 0 E: 0 K: 0 S: 8 H: 0 LOB: 0 BB: 0 P: 11	R: 0 E: 0 K: 1 S: 12 H: 0 LOB: 0 BB: 0 P: 14	R: 0 E: 0 K: 1 S: 6 H: 0 LOB: 0 BB: 0 P: 8	R: 0 E: 0 K: 2 S: 10 H: 0 LOB: 1 BB: 1 P: 17	R: 0 E: 0 K: 1 S: 11 H: 1 LOB: 0 BB: 0 P: 17	R: 0 E: 0 K: 0 S: 5 H: 0 LOB: 0 BB: 0 P: 8	R: 0 E: 0 K: 1 S: 6 H: 0 LOB: 0 BB: 0 P: 8	R: 0 E: 0 K: 0 S: 5 H: 0 LOB: 0 BB: 0 P: 8	R: 0 E: 0 K: 1 S: 5 H: 0 LOB: 1 BB: 0 P: 9	R: 0 E: 0 K: 0 S: 5 H: 0 LOB: 0 BB: 0 P: 9	R: 0 E: 0 K: 0 S: 8 H: 1 LOB: 1 BB: 0 P: 13	R: 0 E: 0 K: 2 S: 10 H: 0 LOB: 0 BB: 0 P: 14	1B: 2 2B: 0 3B: 0 HR: 0	SF: 0 SAC: 1 DP: 0 HBP: 1		WP: 0 PB: 0 SB: 0 CS: 1	PA: 39		

PITCHER	IP	WLS	BF	H	R	ER	SO	BB	IBB	HBP	BLK	WP	HR	S	P	ERA	WHIP
59 Carlos Carrasco, R (1, 1) ERA: 3.76	9.0		29	1	0	0	7	1	0	1	0	0	0	68	100	0.00	0.222
27 Bryan Shaw, R (10, 1) ERA: 1.88	1.0		3	0	0	0	0	0	0	0	0	0	0	5	9	0.00	0.000
34 Zach McAllister, R (11, 1) ERA: 2.84	1.0	W	4	1	0	0	0	0	0	0	0	0	0	8	13	0.00	1.000
37 Cody Allen, R (12, 1) ERA: 3.56	1.0	S	3	0	0	0	2	0	0	0	0	0	0	10	14	0.00	0.000

PITCHER	IP	WLS	BF	H	R	ER	SO	BB	IBB	HBP	BLK	WP	HR	S	P	ERA	WHIP

AB	36
R	0
H	2
RBI	0
BB	1
SO	9
LOB	5

Cleveland Indians @ Los Angeles Angels

Angel Stadium of Anaheim, Anaheim, CA

Wed Aug 05 2015, 12:39 PM - 3:36 PM PDT

Att. 33,099 - Sunny - 86 F

TOP

livebaseballscorecards.com

Batter	1	2	3	4	5	6	7	8	9	AB	R	H	RBI	BB	SO	LOB
11 José Ramírez, S (1, 4) OBP: 0.266, SLG: 0.253	B SI 89 C SI 88 B SI 90 B SI 88 C SI 88 F SI 90 B SI 90 4-2 12 1B BB		C CH 83 B FC 89 F SI 90 B SI 92 F SI 89 B SI 91 X CH 86 3-2 F7 ③			C CH 84 X CU 73 0-1 HR		B FF 90 B CH 82 B FF 90 B FF 90 4-0 12 SH3-4 BB		2	1	1	1	2	0	0
12 Francisco Lindor, S (1, 6) OBP: 0.290, SLG: 0.379	1 SAFE L SI 87 F SI 86 1 SAFE B SI 88 X CH 81 1-2 40 K 1-3 1B			F CH 85 B FC 84 F SI 87 X FC 86 1-2 9 1B 2B		F SI 86 B CH 81 F SI 88 X SI 90 1-2 F8 ①		1 SAFE X FF 91 0-0 SH3-4 ① 1-2		3	1	2	0	0	0	0
40 Jerry Sands, R (1, 9) OBP: 0.349, SLG: 0.421 8 Lonnie Chisenhall, L (8, PH) OBP: 0.251, SLG: 0.357 (8, 9)	C CH 81 C SI 88 1 SAFE B SL 76 S SI 90 1-3 K ① ② 1-2			B CH 80 B SI 86 B SI 88 C SI 88 S SI 88 S SI 90 3-3 K ①		C CU 75 F SI 89 S SI 89 0-3 K ②		B FF 92 F FF 92 F FF 93 X FF 94 1-2 P5 ②		3 1	0 0	0 0	0 0	0 0	3 0	3 1
41 Carlos Santana, S (1, 3) OBP: 0.350, SLG: 0.384	C CH 82 F SI 89 B SC 79 X CH 83 1-2 F7 ③			S SI 88 B SI 90 X SI 89 1-1 P3 ②		C CH 82 B CH 82 B CH 83 B SI 90 C SI 88 F SI 89 X SI 91 3-2 L5 ③		I IN 81 I IN 78 I IN 78 I IN 76 4-0 23 FC4-6 IBB		3	0	0	0	1	0	2
9 Ryan Raburn, R (1, 10) OBP: 0.359, SLG: 0.496 23 Michael Brantley, L (8, PH) OBP: 0.380, SLG: 0.448 (8, 10)		C SI 88 X CH 82 0-1 F8 ①		B SI 90 B SI 88 T CH 83 X CH 83 2-1 2-H 1B			B CH 85 F CH 85 F FC 81 B SI 89 F SI 89 X SI 89 2-2 HR	B SL 81 X SL 82 1-0 FC4-6 ③ 1-2f		3 1	1 0	2 0	2 0	0 0	0 0	0 2
39 Gio Urshela, R (1, 5) OBP: 0.276, SLG: 0.358		C SI 89 B SI 88 X SI 89 1-1 P6 ②		B SI 88 S SI 89 B CH 83 F SI 90 S SI 91 2-3 K ③			S FF 92 S CH 81 T FF 92 0-2 K ①		C SL 84 X SL 84 0-1 G1-3 ①	4	0	0	0	0	2	1
55 Roberto Pérez, R (1, 2) OBP: 0.349, SLG: 0.397		C SI 90 C FC 87 C SI 91 0-3 K ③			S SI 86 S SI 88 B SI 89 F SI 90 F CH 83 X SI 90 1-2 F8 ①		B FF 92 B FF 91 B CH 84 B FF 91 4-0 BB		X FF 96 0-0 G6-3 ② B FF 96 X FF 96 1-0 G1-3 ③	3 4	0 0	0 0	0 0	1 2	1 1	0 1
4 Mike Aviles, R (1, 7) OBP: 0.269, SLG: 0.300			B CH 82 C SI 87 F SI 86 B SL 81 T SI 90 2-2 K ①		B CH 82 B CH 82 S SI 89 F SI 90 S SI 91 2-3 K ②		B SL 81 1 SAFE X FF 91 1-0 P5 ②			4	0	0	0	0	2	1
13 Tyler Holt, R (1, 8) OBP: 0.118, SLG: 0.063 24 Michael Bourn, L (7, PH) OBP: 0.313, SLG: 0.294 (7, 8)			C SI 88 L CH 82 X SI 90 0-2 P3 ②		F CH 82 X CH 83 0-1 G1-3 ③		D CH 83 B CH 83 C CH 82 X CH 82 2-1 G6-3 ③			2 1	0 0	0 0	0 0	0 0	0 0	0 1
Inning Stats	R: 0 E: 0 K: 1 S: 12 H: 1 LOB: 1 BB: 1 P: 19	R: 0 E: 0 K: 1 S: 7 H: 0 LOB: 0 BB: 0 P: 8	R: 0 E: 0 K: 1 S: 10 H: 0 LOB: 0 BB: 0 P: 15	R: 1 E: 0 K: 2 S: 13 H: 2 LOB: 1 BB: 0 P: 22	R: 0 E: 0 K: 1 S: 10 H: 0 LOB: 0 BB: 0 P: 13	R: 1 E: 0 K: 1 S: 12 H: 1 LOB: 0 BB: 0 P: 16	R: 1 E: 0 K: 1 S: 10 H: 1 LOB: 1 BB: 1 P: 19	R: 0 E: 0 K: 0 S: 5 H: 0 LOB: 2 BB: 2 P: 15	R: 0 E: 0 K: 0 S: 4 H: 0 LOB: 0 BB: 0 P: 5	1B: 2 2B: 1 3B: 0 HR: 2 SF: 0 SAC: 1 DP: 0 HBP: 0						

	AB	30
	R	3
	H	5
	RBI	3
	BB	4
	SO	8
	LOB	11

PITCHER		IP	WLS	BF	H	R	ER	SO	BB	IBB	HBP	BLK	WP	HR	S	P	ERA	WHIP
53 Héctor Santiago, L ERA: 2.78	(1, 1)	6.0		23	5	3	3	7	1	0	0	0	0	2	68	99	4.50	1.000
46 Cory Rasmus, R ERA: 3.18	(7, 1)	1.2		8	0	0	0	1	2	1	0	0	0	0	10	26	0.00	1.200
37 Cesár Ramos, L ERA: 1.36	(8, 1)	0.1		1	0	0	0	0	0	0	0	0	0	0	1	2	0.00	0.000
68 Cam Bedrosian, R ERA: 4.58	(9, 1)	1.0	W	3	0	0	0	0	0	0	0	0	0	0	4	5	0.00	0.000

PITCHER		IP	WLS	BF	H	R	ER	SO	BB	IBB	HBP	BLK	WP	HR	S	P	ERA	WHIP

WP: 0 PB: 0 SB: 0 CS: 0 PA: 35

Cleveland Indians @ Los Angeles Angels

Angel Stadium of Anaheim, Anaheim, CA

Wed Aug 05 2015, 12:39 PM - 3:36 PM PDT

Att. 33,099 - Sunny - 86 F

livebaseballscorecards.com

BOTTOM

Batter	1	2	3	4	5	6	7	8	9	AB	R	H	RBI	BB	SO	LOB
12 Johnny Giavotella, R (1, 4) OBP: 0.314, SLG: 0.348	B FF 93 F FF 94 B SI 94 F SI 95 X FF 95 2-2 ① P2		B SI 94 C FF 94 D SL 86 F FF 95 F SI 95 F CH 85 F CH 85 B SI 96 F SI 96 3-2 ③ G1-3			B FF 93 X FF 95 1-0 5 1B 1B		C FC 92 B SL 81 B FC 92 B FC 92 C FC 92 X FC 93 3-2 ② G5-3		4	0	1	0	0	0	1
56 Kole Calhoun, L (1, 9) OBP: 0.330, SLG: 0.438	F FF 93 B SI 94 B CH 83 C CH 84 B FF 96 X SI 96 3-2 ② G4-3			C SI 91 B CU 79 X SI 93 1-1 HR		B FF 95 F SI 95 S CH 85 C FF 97 1-3 ① K		F SL 80 C SL 81 S FC 93 0-3 ③ K		4	1	1	1	0	2	1
27 Mike Trout, R (1, 8) OBP: 0.394, SLG: 0.611	C FF 96 F FF 94 C SI 97 0-3 ③ K			C FF 96 B CH 84 S SI 94 S SL 85 1-3 ① K		C SI 94 B SI 94 1 SAFE X SI 96 1-1 ② L8			C FF 96 B KC 87 T FF 96 B FF 96 F FF 96 S KC 87 2-3 ① K	4	0	0	0	0	3	1
5 Albert Pujols, R (1, 10) OBP: 0.316, SLG: 0.519		B FF 95 C FF 95 F SI 95 F CH 85 S FF 96 1-3 ① K		B SL 84 B FF 95 B SI 95 F FF 95 X SI 95 3-1 ② L7		B FF 94 X FF 91 1-0 1-3 1B			C KC 86 S KC 87 X KC 87 0-2 22 BB 2 WP 24 1B 1B	4	1	2	0	0	1	0
19 David Murphy, L (1, 7) OBP: 0.331, SLG: 0.410		C SI 94 C CU 81 T FF 96 0-2 ② K		B CU 79 T SI 96 S CH 87 X SL 87 1-2 ③ F8		C FF 95 S CH 86 F FF 96 S SI 95 0-3 ③ K			F FF 96 B FF 96 X FF 96 1-1 ② F7	4	0	0	0	0	2	3
2 Erick Aybar, S (1, 6) OBP: 0.312, SLG: 0.334		F SI 96 F FF 96 B CH 85 B CH 85 F FF 96 F SI 96 X SI 95 2-2 ③ G4-3		B FF 95 B FF 95 F FF 95 F FF 95 B CH 85 X FF 96 3-2 ① G4-3			C FF 88 F FF 92 B FF 92 X SL 81 1-2 ① G4-3		C FF 96 B FF 95 D KC 87 B FF 96 B FF 96 4-1 22 BB 24 1B 1-2 BB	3	1	0	0	1	0	0
22 Conor Gillaspie, L (1, 5) OBP: 0.275, SLG: 0.375 8 Taylor Featherston, R (9, PR) OBP: 0.185, SLG: 0.213			B SI 94 F CH 82 T FF 95 X CH 84 1-2 ① L8		B SI 92 S FF 94 X CH 86 1-1 ② G3-1		C FF 90 C FF 92 X SL 82 0-2 ② G3		B FF 96 B FF 96 B FF 96 C FF 96 F FF 96 B FF 96 4-2 24 1B 3 WP 1-2 2-3 BB	3 0	0 1	0 0	0 0	1 0	0 0	0 0
24 C.J. Cron, R (1, 3) OBP: 0.298, SLG: 0.406			B SI 96 C FF 95 C SI 95 F FF 95 F CH 85 B SI 96 B SI 96 B SI 96 4-2 BB		C FF 95 C FF 93 B SI 97 B FF 94 B FF 96 F FF 96 F SI 95 B FF 97 4-2 BB		C FF 97 S FF 97 B FF 96 F FF 97 X SL 83 1-2 ③ P3		F FF 96 X FF 96 0-1 3 DI 1-3 2-H 3-H 1B	2	0	1	2	2	0	0
17 Chris Iannetta, R (1, 2) OBP: 0.305, SLG: 0.335 3 David DeJesus, L (9, PH) OBP: 0.308, SLG: 0.352			S FF 94 C SI 94 S FF 96 0-3 ② K		F FF 95 B FF 96 B FF 95 X SI 95 2-1 ③ P6			C FC 93 B FC 92 S SL 81 B FC 95 B FC 93 X FC 93 3-2 ① L9	B FF 96 F FF 96 C KC 85 B KC 86 2-2 WP 1-2 3-H	3 1	0 0	0 0	0 0	0 0	1 0	2 1
Inning Stats	R: 0 E: 0 K: 1 S: 9 H: 0 LOB: 0 BB: 0 P: 14	R: 0 E: 0 K: 2 S: 12 H: 0 LOB: 0 BB: 0 P: 15	R: 0 E: 0 K: 1 S: 18 H: 0 LOB: 1 BB: 1 P: 26	R: 1 E: 0 K: 1 S: 10 H: 1 LOB: 0 BB: 0 P: 16	R: 0 E: 0 K: 0 S: 11 H: 0 LOB: 1 BB: 1 P: 21	R: 0 E: 0 K: 2 S: 11 H: 2 LOB: 2 BB: 0 P: 15	R: 0 E: 0 K: 0 S: 10 H: 0 LOB: 0 BB: 0 P: 12	R: 0 E: 0 K: 1 S: 9 H: 0 LOB: 0 BB: 0 P: 15	R: 3 E: 0 K: 1 S: 16 H: 2 LOB: 2 BB: 2 P: 29	1B: 4 2B: 0 3B: 0 HR: 1	SF: 0 SAC: 0 DP: 0 HBP: 0		WP: 2 PB: 0 SB: 0 CS: 0	PA: 36			

	AB	32
	R	4
	H	5
	RBI	3
	BB	4
	SO	9
	LOB	9

PITCHER		IP	WLS	BF	H	R	ER	SO	BB	IBB	HBP	BLK	WP	HR	S	P	ERA	WHIP
31 Danny Salazar, R ERA: 3.38	(1, 1)	6.0		23	3	1	1	7	2	0	0	0	0	1	71	107	1.50	0.833
57 Kyle Crockett, L ERA: 2.7	(7, 1)	0.2	H	2	0	0	0	0	0	0	0	0	0	0	6	7	0.00	0.000
34 Zach McAllister, R ERA: 2.82	(7, 1)	0.1	H	1	0	0	0	0	0	0	0	0	0	0	4	5	0.00	0.000
27 Bryan Shaw, R ERA: 1.83	(8, 1)	1.0	H	3	0	0	0	1	0	0	0	0	0	0	9	15	0.00	0.000
37 Cody Allen, R ERA: 4.12	(9, 1)	0.2	L	7	2	3	3	1	2	0	0	0	2	0	16	29	40.50	6.000

PITCHER	IP	WLS	BF	H	R	ER	SO	BB	IBB	HBP	BLK	WP	HR	S	P	ERA	WHIP

Batter	1	2	3	4	5	6	7	8	9	AB	R	H	RBI	BB	SO	LOB
2 Brian Dozier, R (1, 4) OBP: 0.320, SLG: 0.501	B FF 92 F FF 92 F FF 93 F CH 83 B FF 94 F FF 93 X CH 85 2-2 G6-3		X FF 91 0-0 1-3 24 2B 2B	B FF 95 X FF 95 1-0 F8		T FF 95 B FC 88 B FF 96 X FF 96 2-1 HR		F FC 93 X SL 80 0-1 L1		5	2	2	1	0	0	2
7 Joe Mauer, L (1, 3) OBP: 0.330, SLG: 0.369	B FF 92 C FF 92 X FF 93 1-1 G3		I IN 79 I IN 84 I IN 86 I IN 86 4-0 24 2B 48 1B IBB	C FF 96 C FF 97 S FF 97 0-3 K		B CU 81 B FF 95 F FF 94 X FF 95 2-1 G6-3		C FC 92 F FC 92 F FC 93 F FC 92 X SL 81 0-2 1B		4	1	1	0	1	1	2
22 Miguel Sanó, R (1, 10) OBP: 0.397, SLG: 0.515	B FF 93 C FF 93 S CH 85 S CH 85 1-3 K		B CH 82 T FF 91 X CH 83 1-1 F4	T FF 95 B FF 96 F FF 96 B SL 88 X FF 97 2-2 1-3 2-H 2B		C FC 89 C FF 96 F SI 95 B SL 83 F FF 96 B FF 96 B FF 96 S FF 97 3-3 K		C FC 92 S FC 92 S FC 91 0-3 K		5	0	1	1	0	3	4
24 Trevor Plouffe, R (1, 5) OBP: 0.311, SLG: 0.458		C FF 92 X FC 88 0-1 L7	B FF 92 C FF 92 X CH 83 1-1 48 1B 1-3 2-H 3-H 2B	C SI 93 X CU 84 0-1 G6-3		X FC 89 0-0 F9			B FC 90 B SL 79 F FC 91 X FC 91 2-1 L9	5	1	1	2	0	0	2
48 Torii Hunter, R (1, 9) OBP: 0.303, SLG: 0.439		X FF 92 0-0 F7	S FF 92 D FC 89 B FF 92 F FF 92 X CH 83 2-2 20 S 20 3B 2-H 3-H 1B		C SI 92 B SI 92 X CU 84 1-1 20 G4-3 32 2B 2B		B FF 95 B FC 85 X FF 95 2-0 F9		X FC 91 0-0 HR	5	3	3	3	0	0	0
20 Eddie Rosario, L (1, 7) OBP: 0.300, SLG: 0.444		C FF 91 T CH 83 S FF 92 0-3 K	F FF 96 B FF 95 B FF 96 X FF 96 2-1 1-H 3B		F SI 90 X SI 90 0-1 G4-3 2-3		B CU 77 B FF 95 C FF 93 F FF 95 S FF 95 2-3 K		B FC 92 S FC 91 F FC 91 X SL 82 1-2 3B	5	0	2	1	0	2	1
32 Aaron Hicks, S (1, 8) OBP: 0.341, SLG: 0.425			B FF 89 B CH 82 F FF 91 F FF 91 X CH 83 2-2 8 SH5-3 5 1B 1B X FF 96 0-0 L8		C SI 91 S CU 84 B SI 91 B CU 84 F CU 83 B SI 91 X SI 92 3-2 3-H 2B		X FF 95 0-0 8 E4 1B		C KC 85 S KC 86 F FF 95 S KC 86 0-3 K2-3	5	1	3	1	0	1	2
8 Kurt Suzuki, R (1, 2) OBP: 0.284, SLG: 0.299			X FF 90 0-0 SH5-3 1-2	C FF 96 B SL 85 B FF 96 X FF 95 2-1 5 BB 22 2B 1B	S CU 84 B SI 91 F CU 83 X CU 83 1-2 G5-3		1 SAFE F FF 96 F FF 96 S FF 96 0-3 K 1-2		B FF 94 C KC 85 D KC 87 X FF 95 2-1 F9	4	1	1	0	0	1	3
5 Eduardo Escobar, S (1, 6) OBP: 0.282, SLG: 0.387			B FF 90 F FF 90 B FF 90 S CH 83 F CH 81 X FF 91 2-2 2 2B 24 2B 2-H 1B	C FF 95 C CH 88 B FF 96 B FF 93 F FF 96 B FF 94 1 SAFE B FF 95 4-2 22 2B 1-2 BB	X SI 91 0-0 L4			B FC 92 C FC 92 B FC 92 B FC 92 T FC 92 X FC 93 3-2 G4-3		3	1	1	1	1	0	1

Inning Stats	1	2	3	4	5	6	7	8	9
	R: 0 E: 0 K: 1 S: 10 H: 0 LOB: 0 BB: 0 P: 14	R: 0 E: 0 K: 1 S: 6 H: 0 LOB: 0 BB: 0 P: 6	R: 6 E: 0 K: 0 S: 19 H: 6 LOB: 1 BB: 1 P: 33	R: 1 E: 0 K: 1 S: 14 H: 2 LOB: 2 BB: 1 P: 23	R: 1 E: 0 K: 0 S: 12 H: 2 LOB: 1 BB: 0 P: 17	R: 1 E: 0 K: 1 S: 10 H: 1 LOB: 0 BB: 0 P: 17	R: 0 E: 1 K: 2 S: 8 H: 1 LOB: 1 BB: 0 P: 12	R: 0 E: 0 K: 1 S: 13 H: 1 LOB: 1 BB: 0 P: 16	R: 1 E: 0 K: 1 S: 12 H: 2 LOB: 1 BB: 0 P: 17

1B: 6 SF: 0
2B: 5 SAC: 1
3B: 2 DP: 0
HR: 2 HBP: 0

WP: 0 PA: 44
PB: 0
SB: 1
CS: 0

PITCHER		IP	WLS	BF	H	R	ER	SO	BB	IBB	HBP	BLK	WP	HR	S	P	ERA	WHIP
56 Cody Anderson, R ERA: 4.31	(1, 1)	2.2		14	5	6	6	2	0	1	0	0	0	0	32	48	20.25	1.875
49 Austin Adams, R ERA: 3.22	(3, 1)	1.0		7	3	1	1	1	1	0	0	0	0	0	15	26	9.00	4.000
53 Jeff Manship, R ERA: 1.56	(4, 1)	1.1		6	2	1	1	0	0	0	0	0	0	0	14	19	6.75	1.500
34 Zach McAllister, R ERA: 2.89	(6, 1)	2.0	B	8	2	1	1	3	0	0	0	0	0	1	18	29	4.50	1.000
27 Bryan Shaw, R ERA: 1.99	(8, 1)	1.1	L	7	3	1	1	1	0	0	0	0	0	1	19	25	6.75	2.250

PITCHER		IP	WLS	BF	H	R	ER	SO	BB	IBB	HBP	BLK	WP	HR	S	P	ERA	WHIP
37 Cody Allen, R ERA: 4.06	(9, 1)	0.2		2	0	0	0	1	0	0	0	0	0	0	6	8	0.00	0.000

TOP

Minnesota Twins @ Cleveland Indians

Progressive Field, Cleveland, OH

Fri Aug 07 2015, 7:13 PM - 10:34 PM EDT
Att. 30,365 - Partly Cloudy - 74 F

livebaseballscorecards.com

AB	41
R	10
H	15
RBI	10
BB	2
SO	8
LOB	17

BOTTOM

Minnesota Twins @ Cleveland Indians

Progressive Field, Cleveland, OH

Fri Aug 07 2015, 7:13 PM - 10:34 PM EDT

Att. 30,365 - Partly Cloudy - 74 F

livebaseballscorecards.com

Batter	1	2	3	4	5	6	7	8	9	AB	R	H	RBI	BB	SO	LOB
11 José Ramírez, S (1, 4) OBP: 0.265, SLG: 0.257	C FF 91 C FF 92 B SI 93 B FF 92 X FF 93 2-2 12 SH5-3 23 G6-3-2 2B		B FF 92 C FF 91 F SI 92 S FS 80 1-3 ① K	C SI 91 C SI 90 B SI 92 S SI 90 1-3 ② K		C SI 91 S CH 84 B CH 83 X CH 84 1-2 ① F9		F FF 95 S CH 86 B CH 86 X CH 86 1-2 ② F9		5	0	1	0	0	2	4
12 Francisco Lindor, S (1, 6) OBP: 0.294, SLG: 0.382	L SI 89 X SI 91 0-1 ① SH5-3 2-3		B SI 92 X FF 92 1-0 41 BB 23 1B 10 SF8 1-2 2-3 1B	B FF 91 B SI 91 C SI 91 X SI 92 2-1 23 2B 1-2 1B		C SI 91 S FF 92 B CU 72 X CH 84 1-2 ② G1-3		D CU 79 X CH 86 1-0 ③ P5		4	2	2	0	0	0	1
23 Michael Brantley, L (1, 7) OBP: 0.381, SLG: 0.450	F SI 93 B FS 78 X SI 92 1-1 ②③ G6-3-2 3-Hf		B SI 92 X FF 93 1-0 10 SF8 41 BB 8 1B 1-2 2-3 3-H 1B	B FF 91 X SI 90 1-0 10 HR 1-H 2-H 2B		B SI 92 C SL 77 F FF 92 B CU 72 F SL 80 X SI 91 2-2 ③ G6-3			B SI 92 C FF 94 F FF 94 B SL 83 S SL 83 2-3 ① K2-3	5	2	2	3	0	1	1
41 Carlos Santana, S (1, 10) OBP: 0.353, SLG: 0.382 4 Mike Aviles, R (9, PR) OBP: 0.269, SLG: 0.300		C FF 92 F FF 92 B SI 93 B FS 80 F FS 79 B FF 93 F FF 93 F SI 94 X SI 93 3-2 ① L8	B SI 92 B SI 92 B SI 92 C SI 92 B SI 92 4-1 8 1B 1-2 2-3 3-H BB	B CH 81 B FF 91 B FF 91 I IN 60 4-0 10 HR IBB		B FF 92 S FF 92 C SL 86 X FF 94 1-2 ① G4-3			C SI 93 S SL 84 F FF 95 F FF 95 B SL 84 B SL 82 B SL 83 F SL 82 B FF 94 4-2 9 1B BB	2 0	1 0	0 0	1 0	3 0	0 0	0 0
10 Yan Gomes, R (1, 2) OBP: 0.251, SLG: 0.377		C SI 92 C SL 84 B SL 86 X SL 85 1-2 ② G3	B SL 84 F SI 93 F SI 93 D FS 81 X FS 81 2-2 ② SF8 2-3 3-H	B FF 91 C CH 82 B FF 92 X FF 90 2-1 1-H 2-H HR			X SL 88 0-0 8 G3 1B		B SI 93 F FF 93 B FF 94 F SL 82 S FF 94 2-3 ② K	4	1	2	4	0	1	1
8 Lonnie Chisenhall, L (1, 9) OBP: 0.256, SLG: 0.360 9 Ryan Raburn, R (9, PH) OBP: 0.363, SLG: 0.500		X SI 93 0-0 1B	B FF 92 X SI 92 1-0 1-2 3-H 1B	C CH 81 B FF 89 B FC 91 S CH 82 T FC 91 2-2 ③ K			X FF 92 0-0 ② G3 1-2		X SI 93 0-0 1-2 1B	4 1	0 0	2 1	1 0	0 0	1 0	1 0
40 Jerry Sands, R (1, 3) OBP: 0.313, SLG: 0.372		B FF 92 B FF 91 X FF 91 2-0 ③ L8	B SL 85 B SI 93 X FF 93 2-0 ③ F9		C FF 90 B SL 77 F FC 90 B SL 80 F SL 82 B SL 80 F FC 89 S FC 90 3-3 ① K		X SL 88 0-0 ③ P4		F FF 93 F FF 94 C SL 82 0-3 ③ K	5	0	0	0	0	2	6
39 Gio Urshela, R (1, 5) OBP: 0.282, SLG: 0.361			C SI 93 B SL 85 X SI 92 1-1 E4 12 1B 13 1B 23 1B	F SI 91 F SI 91 B SI 94 B FS 79 X SI 94 2-2 12 1B 23 2B 1B	B FC 89 F FC 88 F CH 82 B SL 79 F CH 82 F FC 89 F FC 90 S CH 81 2-3 ② K			F FF 95 X CU 79 0-1 1B		4	2	2	0	0	1	0
13 Tyler Holt, R (1, 8) OBP: 0.143, SLG: 0.100			C SI 92 1 SAFE B FF 91 F SI 91 X SL 85 1-2 23 1B 12 1B 41 BB 1-2 1B	B FF 92 1 SAFE X SI 91 1-0 ① L9	S CH 82 C FF 89 T SL 78 0-2 ③ K			1 SAFE X FF 94 0-0 ① B1		4	1	1	0	0	1	2
Inning Stats	R: 0 E: 0 K: 0 S: 7 H: 1 LOB: 0 BB: 0 P: 10	R: 0 E: 0 K: 0 S: 11 H: 1 LOB: 1 BB: 0 P: 17	R: 4 E: 1 K: 1 S: 16 H: 4 LOB: 2 BB: 1 P: 30	R: 5 E: 0 K: 2 S: 15 H: 4 LOB: 0 BB: 1 P: 30	R: 0 E: 0 K: 3 S: 14 H: 0 LOB: 0 BB: 0 P: 19	R: 0 E: 0 K: 0 S: 10 H: 0 LOB: 0 BB: 0 P: 14	R: 0 E: 0 K: 0 S: 6 H: 1 LOB: 1 BB: 0 P: 7	R: 0 E: 0 K: 0 S: 7 H: 1 LOB: 1 BB: 0 P: 9	R: 0 E: 0 K: 3 S: 15 H: 1 LOB: 2 BB: 1 P: 23	1B: 10 2B: 3 3B: 0 HR: 1 SF: 1 SAC: 1 DP: 1 HBP: 0						

	AB	38
	R	9
	H	13
	RBI	9
	BB	3
	SO	9
	LOB	16

PITCHER	IP	WLS	BF	H	R	ER	SO	BB	IBB	HBP	BLK	WP	HR	S	P	ERA	WHIP
37 Mike Pelfrey, R (1, 1) ERA: 3.84	3.2		21	9	7	4	2	1	0	0	0	0	0	44	74	9.82	2.727
58 A.J. Achter, R (4, 1) ERA: 13.5	1.1		6	1	2	2	4	0	1	0	0	0	1	19	32	13.50	0.750
52 Brian Duensing, L (6, 1) ERA: 5.4	1.0		3	0	0	0	0	0	0	0	0	0	0	10	14	0.00	0.000
50 Casey Fien, R (7, 1) ERA: 3.86	1.0		4	1	0	0	0	0	0	0	0	0	0	6	7	0.00	1.000
65 Trevor May, R (8, 1) ERA: 4.13	1.0	W	4	1	0	0	0	0	0	0	0	0	0	7	9	0.00	1.000

PITCHER	IP	WLS	BF	H	R	ER	SO	BB	IBB	HBP	BLK	WP	HR	S	P	ERA	WHIP
15 Glen Perkins, L (9, 1) ERA: 2.45	1.0	S	5	1	0	0	3	1	0	0	0	0	0	15	23	0.00	2.000

WP: 0	PA: 43		
PB: 0			
SB: 0			
CS: 0			

Batter	1	2	3	4	5	6	7	8	9	AB	R	H	RBI	BB	SO	LOB
2 Brian Dozier, R (1, 4) OBP: 0.320, SLG: 0.499	C FF 92 B FF 92 B FC 84 F FF 92 B FC 84 C SI 92 3-3 ① K		C FF 92 B FF 92 C FC 86 S KC 78 1-3 ① K		B FC 84 F FF 91 S SI 92 B FC 86 X SI 94 2-2 7 G4-6-3 1B		C SI 93 C SI 93 D SL 84 B SI 93 B SI 94 F SI 93 F SI 94 X SI 93 3-2 ②③ G5-4-3 1-2f			4	0	1	0	0	2	1
7 Joe Mauer, L (1, 3) OBP: 0.331, SLG: 0.378 58 A.J. Achter, R (8, 1) 9 Eduardo Núñez, R (8, 7) OBP: 0.296, SLG: 0.410 21 Shane Robinson, R (8, 1) OBP: 0.295, SLG: 0.324	F CH 84 B SI 91 F SI 92 X FF 93 1-2 HR		B FC 86 C FC 87 B SI 92 C SI 93 S SI 94 2-3 ② K		F SI 92 B CH 85 X SI 92 1-1 ①② G4-6-3 1-2f			B SI 90 C SI 91 B CH 84 X SL 83 2-1 21 1B 1B		4 0 0 1	1 0 0 0	2 0 0 1	1 0 0 0	0 0 0 0	1 0 0 0	1 0 0 0
22 Miguel Sanó, R (1, 10) OBP: 0.392, SLG: 0.505 (8, 3)	B FC 83 B FC 84 F FF 92 B FF 92 F FF 93 X FC 86 3-2 ② G4-3		F FF 93 S FF 94 X KC 78 0-2 1B		B FF 94 C FC 86 S FC 86 B FC 87 C SI 94 2-3 ③ K			B SI 91 S SI 92 S SI 93 B SL 84 F SI 92 C SL 82 2-3 ① K		4	0	1	0	0	2	1
24 Trevor Plouffe, R (1, 5) OBP: 0.310, SLG: 0.454	F FF 92 B FC 86 B FC 84 B SI 91 B FF 93 4-1 48 BB BB		C FF 94 B SI 93 D FC 86 S FF 93 C FF 94 2-3 ③ K			C FC 90 S FC 83 F KC 76 B KC 78 B SI 92 X FC 83 2-2 ① G4-3		X SI 91 0-0 ② L8		3	0	0	0	1	1	2
48 Torii Hunter, R (1, 9) OBP: 0.303, SLG: 0.437 21 Shane Robinson, R (6, 9) OBP: 0.295, SLG: 0.324	B SI 92 D FC 86 B FC 85 B SI 93 4-0 1-2 BB			B FF 91 X FC 83 1-0 ① G5-3		C FC 83 C FF 91 B FC 85 S KC 78 1-3 ② K		X SI 92 0-0 1-2 1B		2 1	0 0	0 1	0 0	1 0	1 0	0 0
20 Eddie Rosario, L (1, 7) OBP: 0.302, SLG: 0.456 (8, 9)	B FF 93 F FF 93 F FF 94 D KC 79 F KC 78 S SI 94 2-3 ③ K			B FC 85 F FF 93 B FC 86 X FF 93 2-1 8 HR 1B		B FF 91 X FF 91 1-0 HR		C FF 87 S FF 89 S FF 90 0-3 ③ K		4	2	2	1	0	2	4
32 Aaron Hicks, S (1, 8) OBP: 0.339, SLG: 0.422		C FF 92 X FF 92 0-1 8 G1-6-3 1B		F FF 92 B FC 84 B CH 86 X FF 92 2-1 ② F8		C CH 83 F FC 86 B KC 78 B KC 78 X FF 93 2-2 ③ G4-3			C FF 96 B FF 96 F FF 94 C FC 92 1-3 ① K	4	0	1	0	0	1	1
8 Kurt Suzuki, R (1, 2) OBP: 0.285, SLG: 0.309 12 Chris Herrmann, L (7, 2) OBP: 0.236, SLG: 0.277		X FC 85 0-0 ①② G1-6-3 1-2f		C FF 93 B FC 85 F FF 91 X KC 79 1-2 1-H HR			B FF 92 B FC 83 F FF 91 F SI 91 X CH 85 2-2 ① F7		C FF 96 C FF 96 B FF 97 S FF 96 1-3 ② K	3 1	1 0	1 0	2 0	0 0	0 1	1 0
5 Eduardo Escobar, S (1, 6) OBP: 0.281, SLG: 0.382		B FF 93 C CH 85 F FC 85 S KC 78 1-3 ③ K		X FF 93 0-0 ③ G6-3			C CU 84 B CH 83 B SI 92 B SI 93 B SI 92 4-1 2 G5-4-3 BB		S FF 97 X FC 93 0-1 ③ L8	3	0	0	0	1	1	0
Inning Stats	R: 1 E: 0 K: 2 S: 14 H: 1 LOB: 2 BB: 2 P: 31	R: 0 E: 0 K: 1 S: 6 H: 1 LOB: 0 BB: 0 P: 7	R: 0 E: 0 K: 3 S: 12 H: 1 LOB: 1 BB: 0 P: 17	R: 2 E: 0 K: 0 S: 9 H: 2 LOB: 0 BB: 0 P: 15	R: 0 E: 0 K: 1 S: 8 H: 1 LOB: 0 BB: 0 P: 13	R: 1 E: 0 K: 1 S: 11 H: 1 LOB: 0 BB: 0 P: 17	R: 0 E: 0 K: 0 S: 9 H: 0 LOB: 0 BB: 1 P: 18	R: 0 E: 0 K: 2 S: 11 H: 2 LOB: 2 BB: 0 P: 15	R: 0 E: 0 K: 2 S: 8 H: 0 LOB: 0 BB: 0 P: 10	1B: 6 2B: 0 3B: 0 HR: 3 SF: 0 SAC: 0 DP: 3 HBP: 0	WP: 0 PB: 0 SB: 0 CS: 0 PA: 36					

PITCHER	IP	WLS	BF	H	R	ER	SO	BB	IBB	HBP	BLK	WP	HR	S	P	ERA	WHIP
47 Trevor Bauer, R (1, 1) ERA: 4.06	6.1	W	27	7	4	4	8	3	0	0	0	0	3	64	110	5.68	1.579
54 Ryan Webb, R (7, 1) ERA: 2.7	1.1		5	2	0	0	1	0	0	0	0	0	0	13	20	0.00	1.500
57 Kyle Crockett, L (8, 1) ERA: 2.57	0.1		1	0	0	0	1	0	0	0	0	0	0	3	3	0.00	0.000
51 Shawn Armstrong, R (9, 1) ERA:	1.0		3	0	0	0	2	0	0	0	0	0	0	8	10	0.00	0.000

PITCHER	IP	WLS	BF	H	R	ER	SO	BB	IBB	HBP	BLK	WP	HR	S	P	ERA	WHIP

Minnesota Twins @ Cleveland Indians

Progressive Field, Cleveland, OH

Sat Aug 08 2015, 7:12 PM - 10:48 PM EDT

Att. 31,666 - Cloudy - 75 F

TOP

livebaseballscorecards.com

AB	33
R	4
H	9
RBI	4
BB	3
SO	12
LOB	11

BOTTOM

Minnesota Twins @ Cleveland Indians

Progressive Field, Cleveland, OH

Sat Aug 08 2015, 7:12 PM - 10:48 PM EDT

Att. 31,666 - Cloudy - 75 F

livebaseballscorecards.com

Batter	1	2	3	4	5	6	7	8	9	AB	R	H	RBI	BB	SO	LOB
11 José Ramírez, S (1, 4) OBP: 0.277, SLG: 0.285	B FF 91 B FF 88 C FF 90 X FF 92 2-1 12 SH1-3 23 1B 1B	C CH 82 B SL 83 X SL 85 1-1 12 SF7 2-H 3B	F CH 84 D SL 85 B CH 85 B FF 95 X FF 93 3-1 12 SF9 1-3 2-H 3-H 2B		B FF 94 X FF 94 1-0 ② G3-1	B CU 72 X SI 90 1-0 ② FC6-4 1-2f		F FF 88 B SI 88 B CH 82 F FF 88 B FC 91 F FC 89 F FF 91 B FF 90 4-2 4 BB 12 1B 41 G5-3 1-2 BB		5	3	3	3	1	0	1
12 Francisco Lindor, S (1, 6) OBP: 0.297, SLG: 0.386	1 SAFE 1 SAFE L FF 89 B FF 89 1 SAFE X CH 81 1-1 ① SH1-3 1-2	B FF 93 X CH 85 1-0 ② SF7 3-H	F FF 95 B FF 95 B FF 95 F FF 95 B SL 83 X FF 96 3-2 ② SF9 2-3 3-H		B FF 93 B SI 93 X SI 93 2-0 41 BB 23 WP 10 BB 1B	C CU 72 C SI 92 B SI 92 X CU 76 1-2 ③ G6-3		B FF 89 B FF 90 F FF 88 F FF 89 F CH 82 X FF 90 2-2 41 G5-3 4 BB 1-2 2-3 1B		3	1	2	2	0	0	1
23 Michael Brantley, L (1, 7) OBP: 0.385, SLG: 0.455 4 Mike Aviles, R (7, PR) OBP: 0.273, SLG: 0.300 (8, 7)	D FF 92 C CH 83 B FF 91 B CH 84 X FF 93 3-1 41 1B 41 S 8 1B 2-H 1B	S CH 84 B FF 94 F FF 93 F CH 83 B SL 81 X CH 83 2-2 2B	C FF 94 B FF 96 C FF 96 X SL 86 1-2 ③ G1-3		C SL 75 S SL 79 D SL 79 F SL 77 F FF 90 B SL 77 F SL 78 F FF 89 D SL 77 4-2 F SL 78 B SL 78 10 BB 41 BB 40 HR 1-2 BB		B FF 93 C FF 92 F CH 85 X CU 82 1-2 40 FC6-4 1B	B CU 81 D CH 81 D CU 79 C CU 78 D CU 79 4-1 41 G5-3 1-2 2-3 3-H BB	4 0	2 0	3 0	1 1	1 1	0 0	1 0
41 Carlos Santana, S (1, 3) OBP: 0.355, SLG: 0.381	C FF 93 B FF 93 B CH 84 X CH 86 2-1 8 1B 1-3 1B	B CH 83 C FF 94 F FF 92 S SL 84 1-3 ③ K		B FF 94 B FF 93 C FF 93 B SI 93 S FF 94 B FF 95 4-2 39 G4-3 8 1B BB	B FF 90 B FF 90 F FF 89 B CH 82 B FF 89 4-1 10 BB 40 HR 1-2 2-3 BB		B FF 94 D FF 93 F FF 92 F FF 94 X FF 94 2-2 ① F8	B CH 83 C CU 80 X CH 82 1-1 ① G5-3 1-2 2-3 3-H	4	1	1	1	2	1	4
10 Yan Gomes, R (1, 10) OBP: 0.254, SLG: 0.371 30 Chris Johnson, R (8, PH) OBP: 0.270, SLG: 0.318 (9, 10)	F FF 93 B FF 93 X SL 85 1-1 ② P4		B SL 82 B SL 84 B FF 93 C FF 93 B SL 85 4-1 8 G3 39 1B BB	S SL 83 B FF 95 C FF 95 D SL 85 S SL 85 2-3 ① K	C CH 82 B CH 83 F FF 90 B SL 80 B CH 83 B FF 91 4-2 40 HR 1-2 2-3 3-H BB		S FF 94 C FF 94 B FF 95 B FF 94 F FF 94 X FF 94 3-2 ② L9	B CH 81 X SL 81 1-0 ② F9	3 1	2 0	0 0	1 0	2 0	1 0	4 2
8 Lonnie Chisenhall, L (1, 9) OBP: 0.261, SLG: 0.364 40 Jerry Sands, R (5, PH) OBP: 0.314, SLG: 0.435 (6, 9)	C CH 83 1 SAFE F SL 84 X SL 83 0-2 1-3 3-H 1B	X FF 92 0-0 ① G3 1-2	C FF 95 B FF 96 F SI 93 F FF 95 X CH 83 1-2 39 G4-3 1-2 1B		B FF 92 D FF 93 X FF 92 2-0 1-H 2-H 3-H HR		B FF 94 F FF 94 B CU 82 X FF 94 2-1 ③ FC6-4 1-2f	B CH 81 C CU 81 C CH 82 C CU 64 1-3 ③ K	3 3	0 1	2 1	1 4	0 0	0 1	1 3
39 Gio Urshela, R (1, 5) OBP: 0.285, SLG: 0.363	S SL 85 F SL 84 D SL 86 B FF 93 X SL 86 2-2 ③ G6-3	B SL 84 X FF 92 1-0 35 2B 11 2B 2-H 1B	S SL 85 C FF 96 X SL 86 0-2 ② G4-3 1-2 2-3	B FF 93 B FF 92 F FF 92 S SL 85 S SL 85 2-3 ③ K			C FF 90 X CH 83 0-1 35 HR 1B	5	2	2	1	0	1	4
35 Abraham Almonte, S (1, 8) OBP: 0.313, SLG: 0.390		X FF 89 0-0 11 3B 2B	B CH 84 X FF 92 1-0 11 2B 1-3 2B	C FF 96 S SL 84 B SL 85 X FF 98 1-2 ③ G1-3		X FF 89 0-0 11 FC6-4 1B		S SI 87 B SI 89 D CH 83 X FF 89 2-1 1-H HR	5	3	4	2	0	0	2
55 Roberto Pérez, R (1, 2) OBP: 0.351, SLG: 0.393		C FF 93 D SL 84 B SL 80 C FF 91 X SL 83 2-2 ① G5-3	C SL 85 F SL 84 D SL 84 F FF 95 B SL 85 F CH 85 B SL 86 B CH 85 4-2 11 2B 12 SF9 BB		B SL 84 F FF 95 C FF 96 F FF 96 B SL 86 B SL 85 F FF 96 X FF 97 3-2 ① F9	F FF 92 D SL 88 D SL 85 F FF 93 X FF 93 2-2 ① L9		X FC 90 0-0 12 1B 11 BB 4 BB 1B	4	2	1	0	1	0	2
Inning Stats	R: 2 E: 0 K: 0 S: 16 H: 4 LOB: 2 BB: 0 P: 27	R: 2 E: 0 K: 1 S: 14 H: 3 LOB: 1 BB: 0 P: 21	R: 4 E: 0 K: 0 S: 16 H: 3 LOB: 1 BB: 2 P: 33	R: 0 E: 0 K: 1 S: 15 H: 1 LOB: 2 BB: 1 P: 23	R: 5 E: 0 K: 1 S: 21 H: 2 LOB: 0 BB: 3 P: 43	R: 0 E: 0 K: 0 S: 8 H: 1 LOB: 1 BB: 0 P: 12	R: 0 E: 0 K: 0 S: 12 H: 1 LOB: 1 BB: 0 P: 20	R: 4 E: 0 K: 1 S: 20 H: 4 LOB: 2 BB: 2 P: 35		1B: 12 2B: 4 3B: 1 HR: 2 SF: 2 SAC: 1 DP: 0 HBP: 0						

	AB	40
	R	17
	H	19
	RBI	17
	BB	8
	SO	4
	LOB	25

WP: 1 PA: 51
PB: 0
SB: 1
CS: 0

PITCHER		IP	WLS	BF	H	R	ER	SO	BB	IBB	HBP	BLK	WP	HR	S	P	ERA	WHIP
54 Ervin Santana, R ERA: 5.4	(1, 1)	2.1	L	19	10	8	8	1	2	0	0	0	0	0	40	71	30.86	5.143
62 J.R. Graham, R ERA: 4.19	(3, 1)	2.1		10	2	1	1	1	1	0	0	0	0	0	28	46	3.86	1.286
61 Ryan O'Rourke, L ERA: 3.97	(5, 1)	0.0		3	0	0	0	0	3	0	0	0	1	0	10	22	∞	∞
36 Blaine Boyer, R ERA: 2.98	(5, 1)	1.1		6	2	4	4	1	0	0	0	0	0	1	12	20	27.00	1.500
49 Kevin Jepsen, R ERA: 3.0	(7, 1)	1.0		4	1	0	0	0	0	0	0	0	0	0	12	20	0.00	1.000

PITCHER		IP	WLS	BF	H	R	ER	SO	BB	IBB	HBP	BLK	WP	HR	S	P	ERA	WHIP
58 A.J. Achter, R ERA: 40.5	(8, 1)	0.0		5	4	4	4	0	1	0	0	0	0	1	13	21	∞	∞
21 Shane Robinson, R ERA:	(8, 1)	1.0		4	0	0	0	1	1	0	0	0	0	0	7	14	0.00	1.000

Minnesota Twins @ Cleveland Indians

Progressive Field, Cleveland, OH

Sun Aug 09 2015, 1:12 PM - 3:48 PM EDT

Att. 21,305 - Partly Cloudy - 80 F

TOP

livebaseballscorecards.com

Batter	1	2	3	4	5	6	7	8	9	AB	R	H	RBI	BB	SO	LOB
2 Brian Dozier, R (1, 4) OBP: 0.318, SLG: 0.495	B FF 92 C SI 94 S SI 94 C CU 84 1-3 ① K			C SL 87 F SL 88 S SL 90 0-3 ① K			F SI 93 X CU 83 0-1 ① L6		C SL 88 F FF 93 S CU 85 0-3 ② K	3	0	0	0	0	2	0
9 Eduardo Núñez, R (7, 6) OBP: 0.294, SLG: 0.407										1	0	0	0	0	1	1
32 Aaron Hicks, S (1, 8) OBP: 0.342, SLG: 0.425	X FF 94 0-0 ② F8			C SL 88 B SI 94 B CH 85 B SL 89 B FF 93 4-1 7 G6-3 BB			F FF 94 F SI 94 X CU 85 0-2 ② G3		S SL 89 B SL 90 F FF 94 B SI 95 B CU 85 X SL 90 3-2 2-H 2B	3	0	1	1	1	0	0
7 Joe Mauer, L (1, 10) OBP: 0.330, SLG: 0.377	C FF 94 F SI 94 X SL 91 0-2 ③ G3			B FF 93 C SL 90 C SL 89 X CU 83 1-2 ② ③ G6-3 1-2f			C FF 91 S CU 84 B CU 84 F SI 95 F SL 89 X SI 95 1-2 1B		C FF 95 X CU 84 0-1 ③ G3	4	0	1	0	0	0	2
22 Miguel Sanó, R (1, 5) OBP: 0.383, SLG: 0.491		C SL 88 F SI 94 X SL 88 0-2 ① F9			S SL 88 S FF 94 S CU 84 0-3 ① K		C CU 82 F FF 94 S CU 84 0-3 ③ K			3	0	0	0	0	2	1
24 Trevor Plouffe, R (1, 3) OBP: 0.308, SLG: 0.451		F FF 93 B CU 84 X SI 93 1-1 ② F8			C FF 94 S SL 90 S SL 91 0-3 ② K			X SI 92 0-0 ① F9		3	0	0	0	0	1	0
20 Eddie Rosario, L (1, 9) OBP: 0.299, SLG: 0.451		C FF 94 B SL 89 F FF 94 F FF 94 F CU 84 S CU 83 1-3 ③ K			X FF 93 0-0 ③ F8			C FF 91 F SL 89 S FF 93 0-3 ② K		3	0	0	0	0	2	0
5 Eduardo Escobar, S (1, 6) OBP: 0.278, SLG: 0.378 (7, 4)			C SL 87 B CH 85 X FF 92 1-1 ① F7			B CU 82 C FF 93 F SL 89 B SL 90 B CU 85 S FF 94 3-3 ① K		F SL 89 F CU 83 X SI 94 0-2 ③ G5-3		3	0	0	0	0	1	0
12 Chris Herrmann, L (1, 2) OBP: 0.227, SLG: 0.265			B SI 94 F SL 90 S FF 93 F FF 94 C SI 94 1-3 ② K			B SL 88 X SI 94 1-0 ② F7			X FF 92 0-0 ① F8	3	0	0	0	0	1	0
21 Shane Robinson, R (1, 7) OBP: 0.295, SLG: 0.331			B SI 93 X SL 90 1-0 ③ P4			B SL 91 B FF 93 S FF 94 X SI 94 2-1 ③ P4			B SL 87 F FF 93 T FF 92 B CU 84 B FF 95 X FF 94 3-2 32 2B 2B	3	1	1	0	0	0	0
Inning Stats	R: 0 E: 0 K: 1 S: 7 H: 0 LOB: 0 BB: 0 P: 8	R: 0 E: 0 K: 1 S: 10 H: 0 LOB: 0 BB: 0 P: 12	R: 0 E: 0 K: 1 S: 7 H: 0 LOB: 0 BB: 0 P: 10	R: 0 E: 0 K: 1 S: 7 H: 0 LOB: 0 BB: 1 P: 12	R: 0 E: 0 K: 2 S: 7 H: 0 LOB: 0 BB: 0 P: 7	R: 0 E: 0 K: 1 S: 6 H: 0 LOB: 0 BB: 0 P: 12	R: 0 E: 0 K: 1 S: 13 H: 1 LOB: 1 BB: 0 P: 14	R: 0 E: 0 K: 1 S: 7 H: 0 LOB: 0 BB: 0 P: 7	R: 1 E: 0 K: 1 S: 12 H: 2 LOB: 1 BB: 0 P: 18	1B: 1 2B: 2 3B: 0 HR: 0 SF: 0 SAC: 0 DP: 1 HBP: 0						

	AB	29
	R	1
	H	3
	RBI	1
	BB	1
	SO	10
	LOB	4

WP: 0 PA: 30
PB: 0
SB: 0
CS: 0

PITCHER	IP	WLS	BF	H	R	ER	SO	BB	IBB	HBP	BLK	WP	HR	S	P	ERA	WHIP
28 Corey Kluber, R (1, 1) ERA: 3.46	9.0	W	30	3	1	1	10	1	0	0	0	0	0	76	100	1.00	0.444

PITCHER	IP	WLS	BF	H	R	ER	SO	BB	IBB	HBP	BLK	WP	HR	S	P	ERA	WHIP

BOTTOM

Minnesota Twins @ Cleveland Indians

Progressive Field, Cleveland, OH

Sun Aug 09 2015, 1:12 PM - 3:48 PM EDT

Att. 21,305 - Partly Cloudy - 80 F

livebaseballscorecards.com

Batter	1	2	3	4	5	6	7	8	9	AB	R	H	RBI	BB	SO	LOB
11 José Ramírez, S (1, 4) OBP: 0.280, SLG: 0.288	C FF 90 X SI 90 0-1 ① F9	B SI 91 X SI 90 1-0 ③ 2-H 3-H 1B		B FF 90 B SI 90 C SI 89 F CH 83 F SI 93 X SL 80 2-2 ① G4-3		D CU 77 C FF 92 B SL 86 F FF 92 X FF 93 2-2 23 1B 2-3 1B		B SI 88 F FF 89 F CU 72 F FF 89 X CH 82 1-2 ① G4-3		5	0	2	2	0	0	0
12 Francisco Lindor, S (1, 6) OBP: 0.300, SLG: 0.385	C FF 90 F SI 91 B KC 75 X FC 89 1-2 41 2B 1B		B FF 89 B CH 84 B FF 89 C SI 90 B FF 89 4-1 23 2B 41 SF7 BB	C CU 71 F FF 92 X SL 78 0-2 ② F7		X FF 93 0-0 ② SF7 3-H		X FF 90 0-0 ② G4-3		3	2	1	1	1	0	0
23 Michael Brantley, L (1, 7) OBP: 0.388, SLG: 0.460	B SI 90 B CH 88 C FF 88 X CH 82 2-1 ② F8		B SI 88 1 SAFE X SI 88 1-0 10 2B 1-3 2B	B SL 78 B SI 91 F FF 91 F SI 90 X SI 92 2-2 41 FC6-4 1B		X FF 92 0-0 1-2 1B		C SL 76 F FF 92 F SL 78 S SL 80 0-3 ③ K		5	1	3	0	0	1	1
41 Carlos Santana, S (1, 10) OBP: 0.354, SLG: 0.383	C SI 90 B SI 90 B CH 83 B KC 76 X SI 89 3-1 1-H 2B		S FF 90 C KC 75 F CH 85 F FF 91 D KC 75 B FF 90 X CH 82 2-2 ① SF7 3-H	F FF 92 B CH 83 B CU 71 X SI 91 2-1 ③ FC6-4 1-2f		D SL 88 F FF 92 F FF 92 B FF 93 X FF 93 2-2 ③ G4-3				3	0	1	2	0	0	3
10 Yan Gomes, R (1, 2) OBP: 0.259, SLG: 0.376	S FC 88 B FF 91 B FC 90 F FC 88 X KC 77 2-2 ③ G1-3		X KC 75 0-0 2-H 35 HR 2B		C SI 91 X FF 91 0-1 ① G6-3		B FF 95 F FF 95 C FF 96 B CU 80 F FF 96 H FF 96 3-2 30 1B HBP			3	1	1	1	0	0	1
35 Abraham Almonte, S (1, 8) OBP: 0.309, SLG: 0.429		B FF 89 B FF 89 F FF 90 B SI 89 X SI 91 3-1 ① G3	X FF 90 0-0 2-H HR		B CU 72 F CH 84 X CH 84 1-1 ② F9		C CH 87 F FF 95 B FF 94 C CU 78 1-3 ① K			4	1	1	2	0	1	1
40 Jerry Sands, R (1, 9) OBP: 0.309, SLG: 0.420		B FF 90 X FF 90 1-0 30 2B 11 1B 1B	C FF 91 B KC 76 B KC 76 F FC 88 B FC 88 S CH 85 3-3 ② K		F FF 92 X FF 92 0-1 ③ L5		S FF 96 S FF 94 F FF 95 D CU 79 X FF 95 1-2 ② P3			4	1	1	0	0	1	1
30 Chris Johnson, R (1, 3) OBP: 0.287, SLG: 0.348		B FC 87 X FC 88 1-0 11 1B 1-3 2B	C FF 91 X KC 76 0-1 1B			B FF 92 B SL 87 F FF 92 F FF 92 B FF 92 F FF 92 X SL 88 3-2 11 1B 12 SF7 2B	C FF 95 F FF 94 D CU 81 D CH 88 B FF 96 X FF 95 3-2 1-3 1B			4	2	4	0	0	0	0
39 Gio Urshela, R (1, 5) OBP: 0.279, SLG: 0.354		F SI 91 F FF 91 F KC 76 C FF 91 0-3 ② K	F FF 90 T FF 89 1 SAFE B FF 89 X KC 76 1-2 ③ F8			F SL 87 B FF 92 B FF 92 B FF 93 S FF 92 S FF 93 3-3 ① K	C FF 96 X FF 94 0-1 ③ L6			4	0	0	0	0	2	6
Inning Stats	R: 1 E: 0 K: 0 S: 12 H: 2 LOB: 1 BB: 0 P: 20	R: 2 E: 0 K: 1 S: 9 H: 3 LOB: 1 BB: 0 P: 15	R: 4 E: 0 K: 1 S: 17 H: 4 LOB: 1 BB: 1 P: 28	R: 0 E: 0 K: 0 S: 12 H: 1 LOB: 1 BB: 0 P: 18	R: 0 E: 0 K: 0 S: 6 H: 0 LOB: 0 BB: 0 P: 7	R: 1 E: 0 K: 1 S: 15 H: 3 LOB: 2 BB: 0 P: 25	R: 0 E: 0 K: 1 S: 15 H: 1 LOB: 2 BB: 0 P: 23	R: 0 E: 0 K: 1 S: 9 H: 0 LOB: 0 BB: 0 P: 10		1B: 8 2B: 5 3B: 0 HR: 1 SF: 2 SAC: 0 DP: 0 HBP: 1				WP: 0 PB: 0 SB: 0 CS: 0 PA: 39		

	AB	35
	R	8
	H	14
	RBI	8
	BB	1
	SO	5
	LOB	13

PITCHER		IP	WLS	BF	H	R	ER	SO	BB	IBB	HBP	BLK	WP	HR	S	P	ERA	WHIP
45 Phil Hughes, R ERA: 4.49	(1, 1)	3.0	L	18	9	7	7	2	1	0	0	0	0	1	38	63	21.00	3.333
52 Brian Duensing, L ERA: 5.04	(4, 1)	2.0		7	1	0	0	0	0	0	0	0	0	0	18	25	0.00	0.500
50 Casey Fien, R ERA: 3.99	(6, 1)	1.0		6	3	1	1	1	0	0	0	0	0	0	15	25	9.00	3.000
65 Trevor May, R ERA: 4.09	(7, 1)	1.0		5	1	0	0	1	0	0	1	0	0	0	15	23	0.00	1.000
61 Ryan O'Rourke, L ERA: 3.65	(8, 1)	1.0		3	0	0	0	1	0	0	0	0	0	0	9	10	0.00	0.000

PITCHER	IP	WLS	BF	H	R	ER	SO	BB	IBB	HBP	BLK	WP	HR	S	P	ERA	WHIP

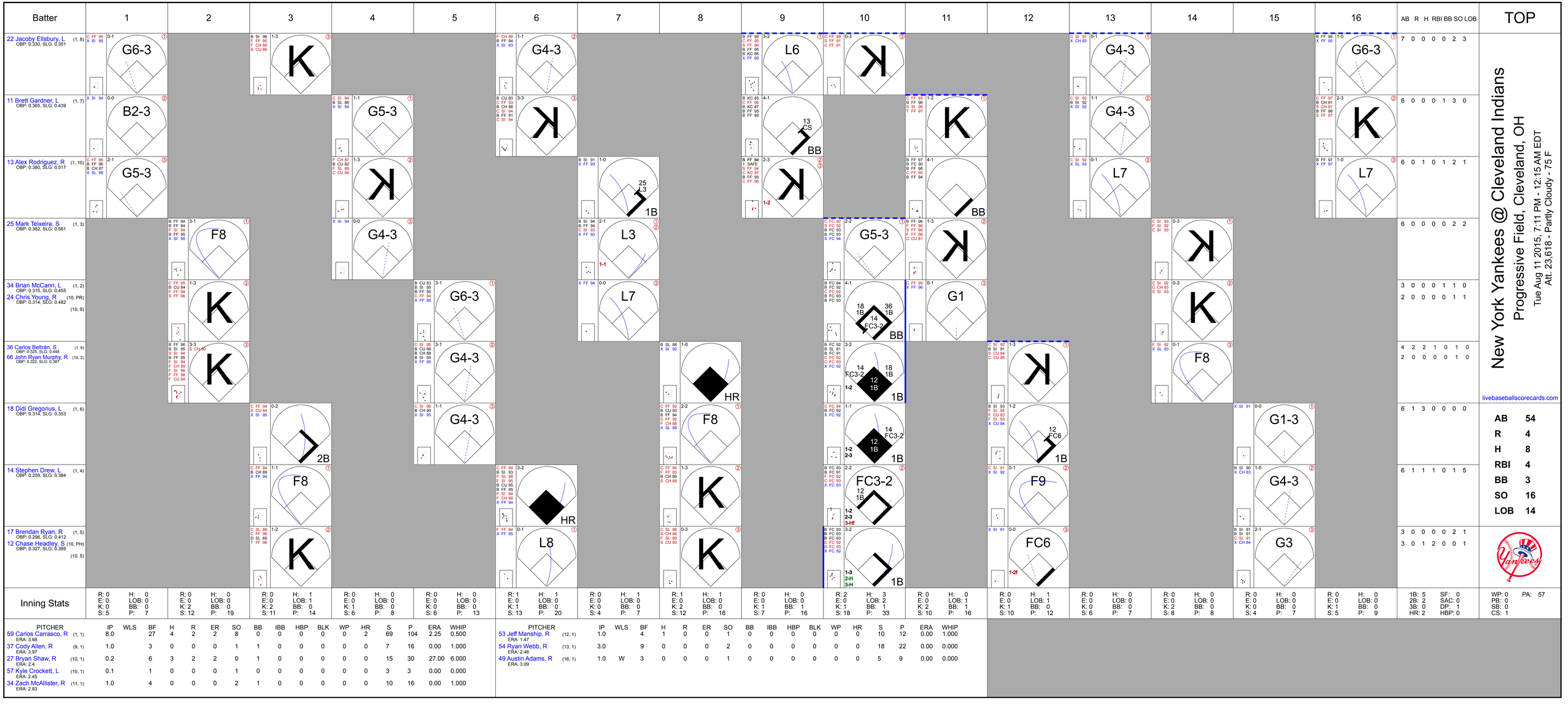
Batter
1
2
3
4
5
6
7
8
9
10
11
12
13
14
15
16
AB R H RBI BB SO LOB
TOP
22 Jacoby Ellsbury, L (1, 8) OBP: 0.330, SLG: 0.351
11 Brett Gardner, L (1, 7) OBP: 0.365, SLG: 0.439
13 Alex Rodriguez, R (1, 10) OBP: 0.380, SLG: 0.517
25 Mark Teixeira, S (1, 3) OBP: 0.362, SLG: 0.561
34 Brian McCann, L (1, 2) OBP: 0.315, SLG: 0.455
24 Chris Young, R (10, PR) OBP: 0.314, SLG: 0.482 (10, 9)
36 Carlos Beltrán, S (1, 9) OBP: 0.325, SLG: 0.448
66 John Ryan Murphy, R (10, 2) OBP: 0.322, SLG: 0.387
18 Didi Gregorius, L (1, 6) OBP: 0.314, SLG: 0.353
14 Stephen Drew, L (1, 4) OBP: 0.259, SLG: 0.384
17 Brendan Ryan, R (1, 5) OBP: 0.296, SLG: 0.412
12 Chase Headley, S (10, PH) OBP: 0.327, SLG: 0.389 (10, 5)
7 0 0 0 0 2 3
6 0 0 0 1 3 0
6 0 1 0 1 2 1
6 0 0 0 0 2 2
3 0 0 0 1 1 0
2 0 0 0 0 1 1
4 2 2 1 0 1 0
2 0 0 0 0 1 0
6 1 3 0 0 0 0
6 1 1 1 0 1 5
3 0 0 0 0 2 1
3 0 1 2 0 0 1
New York Yankees @ Cleveland Indians
Progressive Field, Cleveland, OH
Tue Aug 11 2015, 7:11 PM - 12:15 AM EDT
Att. 23,618 - Partly Cloudy - 75 F
livebaseballscorecards.com
AB 54
R 4
H 8
RBI 4
BB 3
SO 16
LOB 14
Inning Stats
R: 0 E: 0 K: 0 S: 5 H: 0 LOB: 0 BB: 0 P: 7
R: 0 E: 0 K: 2 S: 12 H: 0 LOB: 0 BB: 0 P: 19
R: 0 E: 0 K: 2 S: 11 H: 1 LOB: 1 BB: 0 P: 14
R: 0 E: 0 K: 1 S: 6 H: 0 LOB: 0 BB: 0 P: 8
R: 0 E: 0 K: 0 S: 6 H: 0 LOB: 0 BB: 0 P: 13
R: 1 E: 0 K: 1 S: 13 H: 1 LOB: 0 BB: 0 P: 20
R: 0 E: 0 K: 0 S: 4 H: 1 LOB: 0 BB: 0 P: 7
R: 1 E: 0 K: 2 S: 12 H: 1 LOB: 0 BB: 0 P: 16
R: 0 E: 0 K: 1 S: 7 H: 0 LOB: 0 BB: 1 P: 16
R: 2 E: 0 K: 1 S: 18 H: 3 LOB: 2 BB: 1 P: 33
R: 0 E: 0 K: 2 S: 10 H: 0 LOB: 1 BB: 1 P: 16
R: 0 E: 0 K: 1 S: 10 H: 1 LOB: 1 BB: 0 P: 12
R: 0 E: 0 K: 0 S: 6 H: 0 LOB: 0 BB: 0 P: 7
R: 0 E: 0 K: 2 S: 8 H: 0 LOB: 0 BB: 0 P: 8
R: 0 E: 0 K: 0 S: 4 H: 0 LOB: 0 BB: 0 P: 7
R: 0 E: 0 K: 1 S: 5 H: 0 LOB: 0 BB: 0 P: 9
1B: 5 2B: 2 3B: 0 HR: 2
SF: 0 SAC: 0 DP: 1 HBP: 0
WP: 0 PB: 0 SB: 0 CS: 1
PA: 57
PITCHER IP WLS BF H R ER SO BB IBB HBP BLK WP HR S P ERA WHIP
59 Carlos Carrasco, R (1, 1) ERA: 3.68 8.0 27 4 2 2 8 0 0 0 0 0 0 2 69 104 2.25 0.500
37 Cody Allen, R (9, 1) ERA: 3.97 1.0 3 0 0 0 1 1 0 0 0 0 0 0 7 16 0.00 1.000
27 Bryan Shaw, R (10, 1) ERA: 2.4 0.2 6 3 2 2 0 1 0 0 0 0 0 0 15 30 27.00 6.000
57 Kyle Crockett, L (10, 1) ERA: 2.45 0.1 1 0 0 0 1 0 0 0 0 0 0 0 3 3 0.00 0.000
34 Zach McAllister, R (11, 1) ERA: 2.83 1.0 4 0 0 0 2 1 0 0 0 0 0 0 10 16 0.00 1.000
PITCHER IP WLS BF H R ER SO BB IBB HBP BLK WP HR S P ERA WHIP
53 Jeff Manship, R (12, 1) ERA: 1.47 1.0 4 1 0 0 1 0 0 0 0 0 0 0 10 12 0.00 1.000
54 Ryan Webb, R (13, 1) ERA: 2.48 3.0 9 0 0 0 2 0 0 0 0 0 0 0 18 22 0.00 0.000
49 Austin Adams, R (16, 1) ERA: 3.09 1.0 W 3 0 0 0 1 0 0 0 0 0 0 0 5 9 0.00 0.000

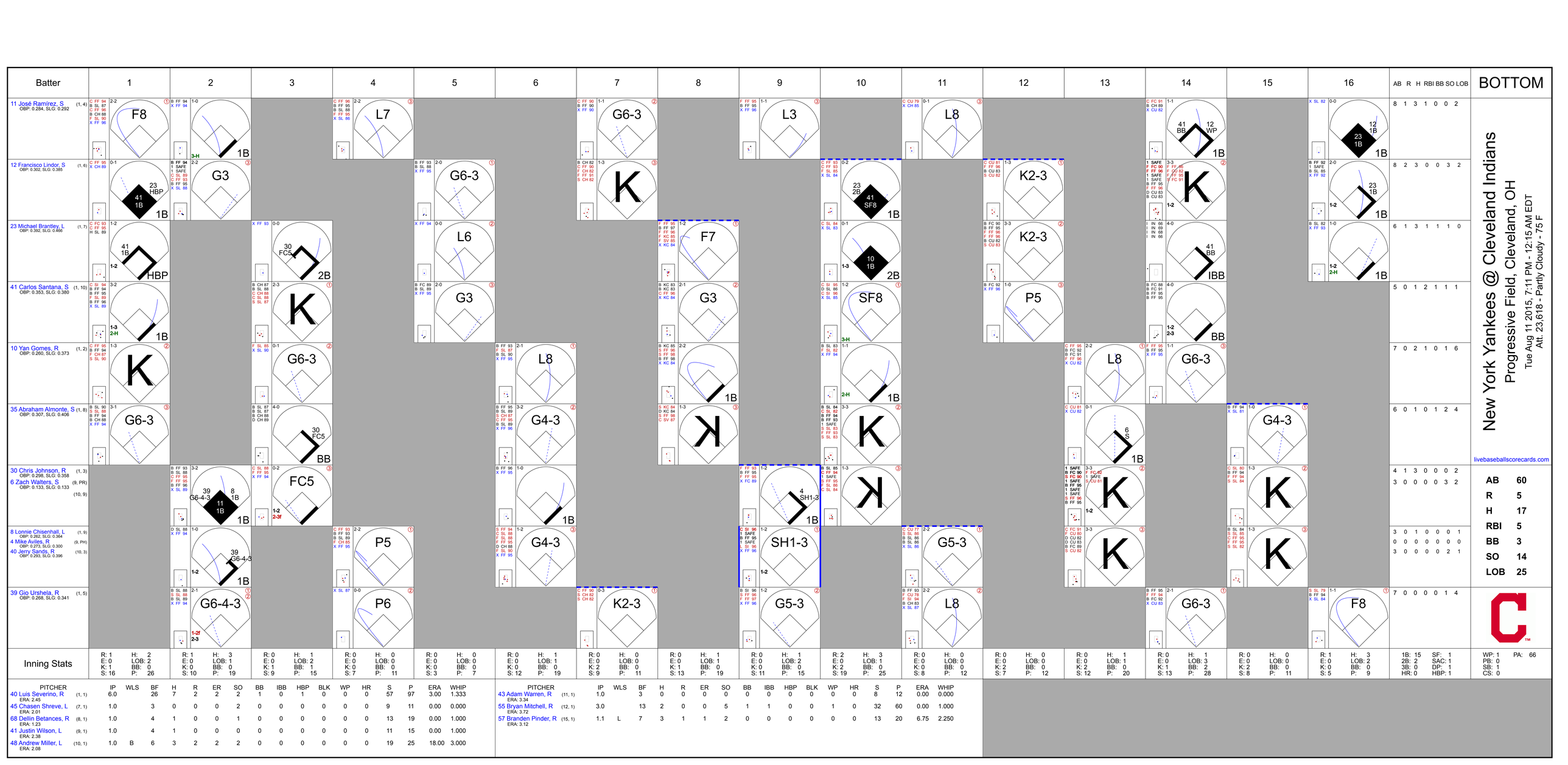

New York Yankees @ Cleveland Indians

Progressive Field, Cleveland, OH

Tue Aug 11 2015, 7:11 PM - 12:15 AM EDT
Att. 23,618 - Partly Cloudy - 75 F

livebaseballscorecards.com

Batter	1	2	3	4	5	6	7	8	9	10	11	12	13	14	15	16	AB	R	H	RBI	BB	SO	LOB
11 José Ramírez, S (1, 4) OBP: 0.284, SLG: 0.292	F8	1B		L7			G6-3		L3		L8			41 BB 12 WP 1B		23 1B 1B	8	1	3	1	0	0	2
12 Francisco Lindor, S (1, 6) OBP: 0.302, SLG: 0.385	23 HBP 41 1B 1B	G3			G6-3		K			23 2B 41 SF8 1B		K2-3		K		23 1B 1B	8	2	3	0	0	3	2
23 Michael Brantley, L (1, 7) OBP: 0.392, SLG: 0.466	41 1B HBP		30 FC5 2B		L6			F7		10 1B 2B		K2-3		41 BB IBB			6	1	3	1	1	1	0
41 Carlos Santana, S (1, 10) OBP: 0.353, SLG: 0.380	1B		K		G3			G3		SF8		P5		BB			5	0	1	2	1	1	1
10 Yan Gomes, R (1, 2) OBP: 0.260, SLG: 0.373	K		G6-3			L8		1B		1B			L8	G6-3			7	0	2	1	0	1	6
35 Abraham Almonte, S (1, 8) OBP: 0.307, SLG: 0.406	G6-3		30 FC5 BB			G4-3		K		K			6 S 1B		G4-3		6	0	1	0	1	2	4
30 Chris Johnson, R (1, 3) OBP: 0.298, SLG: 0.358		39 G6-4-3 11 1B 8 1B 1B	FC5			1B			4 SH1-3 1B	K			K		K		4	1	3	0	0	0	2
6 Zach Walters, S (9, PR) OBP: 0.133, SLG: 0.133 (10, 9)																	3	0	0	0	0	3	2
8 Lonnie Chisenhall, L (1, 9) OBP: 0.262, SLG: 0.364		39 G6-4-3 1B		P5		G4-3			SH1-3		G5-3		K		K		3	0	1	0	0	0	1
4 Mike Aviles, R (9, PH) OBP: 0.273, SLG: 0.300																	0	0	0	0	0	0	0
40 Jerry Sands, R (10, 3) OBP: 0.293, SLG: 0.396																	3	0	0	0	0	2	1
39 Gio Urshela, R (1, 5) OBP: 0.268, SLG: 0.341		G6-4-3		P6			K2-3		G5-3		L8			G6-3		F8	7	0	0	0	0	1	4

Inning Stats	1	2	3	4	5	6	7	8	9	10	11	12	13	14	15	16	AB	R	H	RBI	BB	SO	LOB
	R: 1 H: 2 E: 0 LOB: 2 K: 1 BB: 0 S: 16 P: 26	R: 1 H: 3 E: 0 LOB: 1 K: 0 BB: 0 S: 10 P: 19	R: 0 H: 1 E: 0 LOB: 2 K: 1 BB: 1 S: 9 P: 15	R: 0 H: 0 E: 0 LOB: 0 K: 0 BB: 0 S: 7 P: 11	R: 0 H: 0 E: 0 LOB: 0 K: 0 BB: 0 S: 3 P: 7	R: 0 H: 1 E: 0 LOB: 1 K: 0 BB: 0 S: 12 P: 19	R: 0 H: 0 E: 0 LOB: 0 K: 2 BB: 0 S: 9 P: 11	R: 0 H: 1 E: 0 LOB: 1 K: 1 BB: 0 S: 13 P: 19	R: 0 H: 1 E: 0 LOB: 2 K: 0 BB: 0 S: 11 P: 15	R: 2 H: 3 E: 0 LOB: 1 K: 2 BB: 0 S: 19 P: 25	R: 0 H: 0 E: 0 LOB: 0 K: 0 BB: 0 S: 8 P: 12	R: 0 H: 0 E: 0 LOB: 0 K: 2 BB: 0 S: 7 P: 12	R: 0 H: 1 E: 0 LOB: 1 K: 2 BB: 0 S: 12 P: 20	R: 0 H: 1 E: 0 LOB: 3 K: 1 BB: 2 S: 13 P: 28	R: 0 H: 0 E: 0 LOB: 0 K: 2 BB: 0 S: 8 P: 11	R: 1 H: 3 E: 0 LOB: 2 K: 0 BB: 0 S: 5 P: 9	1B: 15 SF: 1 2B: 2 SAC: 1 3B: 0 DP: 1 HR: 0 HBP: 1	WP: 1 PA: 66 PB: 0 SB: 1 CS: 0

PITCHER	IP	WLS	BF	H	R	ER	SO	BB	IBB	HBP	BLK	WP	HR	S	P	ERA	WHIP
40 Luis Severino, R (1, 1) ERA: 2.45	6.0		26	7	2	2	2	1	0	1	0	0	0	57	97	3.00	1.333
45 Chasen Shreve, L (7, 1) ERA: 2.01	1.0		3	0	0	0	2	0	0	0	0	0	0	9	11	0.00	0.000
68 Dellin Betances, R (8, 1) ERA: 1.23	1.0		4	1	0	0	1	0	0	0	0	0	0	13	19	0.00	1.000
41 Justin Wilson, L (9, 1) ERA: 2.38	1.0		4	1	0	0	0	0	0	0	0	0	0	11	15	0.00	1.000
48 Andrew Miller, L (10, 1) ERA: 2.08	1.0	B	6	3	2	2	2	0	0	0	0	0	0	19	25	18.00	3.000

PITCHER	IP	WLS	BF	H	R	ER	SO	BB	IBB	HBP	BLK	WP	HR	S	P	ERA	WHIP
43 Adam Warren, R (11, 1) ERA: 3.34	1.0		3	0	0	0	0	0	0	0	0	0	0	8	12	0.00	0.000
55 Bryan Mitchell, R (12, 1) ERA: 3.72	3.0		13	2	0	0	5	1	1	0	0	1	0	32	60	0.00	1.000
57 Branden Pinder, R (15, 1) ERA: 3.12	1.1	L	7	3	1	1	2	0	0	0	0	0	0	13	20	6.75	2.250

AB	60
R	5
H	17
RBI	5
BB	3
SO	14
LOB	25

Batter	1	2	3	4	5	6	7	8	9	AB	R	H	RBI	BB	SO	LOB
11 Brett Gardner, L (1, 8) OBP: 0.366, SLG: 0.438	C FF 93 F FF 94 B FF 94 F SI 94 S CH 84 1-3 ① K2-3		B CU 78 B FF 94 X FF 93 2-0 ② F8			C SL 85 B FF 96 C CH 84 X CH 85 1-2 12 CS 1B		B FF 95 C FF 95 B FF 95 B SL 86 F FF 95 F FF 96 B SL 84 4-2 12 BB		3	0	1	0	1	1	0
12 Chase Headley, S (1, 5) OBP: 0.329, SLG: 0.387	B FF 94 B FF 93 B SI 92 C SI 92 B SI 94 4-1 13 G4-6-3 BB		X FF 94 0-0 ③ G4-3			B FF 95 S SI 94 F FF 96 S CH 86 1-3 ①② K 1-2		F FF 95 B FF 95 B FF 95 B FF 95 F SI 95 B FF 95 4-2 13 G6-4-3 1-2 BB		2	0	0	0	2	1	1
13 Alex Rodriguez, R (1, 10) OBP: 0.377, SLG: 0.512	F FF 94 B FF 95 B SI 94 F FF 94 X FF 95 2-2 ②③ G4-6-3 1-2f			X FF 92 0-0 ① F8		B FF 97 S SL 87 B SI 96 C SL 86 S CH 86 2-3 ③ K		B FF 95 C KC 86 C FF 94 F FF 94 F KC 85 X FF 94 1-2 ②③ G6-4-3 1-2f		4	0	0	0	0	1	3
25 Mark Teixeira, S (1, 3) OBP: 0.361, SLG: 0.557		F FF 92 B FF 92 F SI 94 F CH 84 S CH 84 1-3 ① K		C FF 93 B SL 85 F CH 84 B CH 83 X FF 96 2-2 ② L5			C SI 92 X SI 95 0-1 36 2B 1B		C KC 85 S KC 86 B FF 94 C KC 86 1-3 ① K	4	0	1	0	0	2	0
34 Brian McCann, L (1, 2) OBP: 0.314, SLG: 0.462 66 John Ryan Murphy, R (9, PR) OBP: 0.322, SLG: 0.387		C CH 84 B CH 84 X SI 93 1-1 HR		F FF 95 X SI 95 0-1 ③ L7			B FF 95 X CH 85 1-0 ① P6		C KC 86 S KC 86 B KC 86 B FF 95 S KC 85 2-3 K	4 0	1 0	1 0	1 0	0 0	1 0	1 0
36 Carlos Beltrán, S (1, 9) OBP: 0.327, SLG: 0.450		B FF 95 C FF 94 B FF 94 B SI 94 B FF 94 4-1 BB			C FF 94 X SL 86 0-1 ① L8		C SI 95 C CU 81 X CH 85 0-2 1-3 2B		C FF 94 C FF 94 F FF 94 F KC 86 X FF 94 0-2 ② L7	3	0	1	0	1	0	1
18 Didi Gregorius, L (1, 6) OBP: 0.311, SLG: 0.349		X FF 95 0-0 ② F9			C FF 96 F FF 95 X CH 85 0-2 ② L7		B CH 84 S CH 86 D CH 87 X CH 84 2-1 ② P1		D FF 94 S KC 84 S KC 85 S KC 84 1-3 ③ K	4	0	0	0	0	1	4
24 Chris Young, R (1, 7) OBP: 0.314, SLG: 0.479		C FF 94 B FF 94 B FF 94 F FF 94 S CH 84 2-3 ③ K			B SL 86 B SL 84 B FF 95 B FF 94 4-0 BB		F FF 96 F FF 96 S CH 86 0-3 ③ K			2	0	0	0	1	2	3
14 Stephen Drew, L (1, 4) OBP: 0.257, SLG: 0.380			B FF 92 F FF 93 B FF 94 S CH 83 S CH 84 2-3 ① K		B FF 95 B FF 94 F FF 94 F FF 95 F SL 85 S CH 85 2-3 ③ K			B FF 95 B CH 84 F FF 95 X SI 95 2-1 ① G6-3		3	0	0	0	0	2	1
Inning Stats	R: 0 E: 0 K: 1 S: 8 H: 0 LOB: 0 BB: 1 P: 15	R: 1 E: 0 K: 2 S: 11 H: 1 LOB: 1 BB: 1 P: 19	R: 0 E: 0 K: 1 S: 5 H: 0 LOB: 0 BB: 0 P: 9	R: 0 E: 0 K: 0 S: 6 H: 0 LOB: 0 BB: 0 P: 8	R: 0 E: 0 K: 1 S: 9 H: 0 LOB: 1 BB: 1 P: 15	R: 0 E: 0 K: 2 S: 9 H: 1 LOB: 0 BB: 0 P: 13	R: 0 E: 0 K: 1 S: 11 H: 2 LOB: 2 BB: 0 P: 14	R: 0 E: 0 K: 0 S: 12 H: 0 LOB: 1 BB: 2 P: 23	R: 0 E: 0 K: 3 S: 14 H: 0 LOB: 1 BB: 0 P: 18	1B: 2 2B: 1 3B: 0 HR: 1 SF: 0 SAC: 0 DP: 2 HBP: 0						

PITCHER		IP	WLS	BF	H	R	ER	SO	BB	IBB	HBP	BLK	WP	HR	S	P	ERA	WHIP
31 Danny Salazar, R ERA: 3.26	(1, 1)	7.1	W	29	4	1	1	8	5	0	0	0	0	1	66	110	1.23	1.227
37 Cody Allen, R ERA: 3.83	(8, 1)	1.2	S	5	0	0	0	3	0	0	0	0	1	0	19	24	0.00	0.000

PITCHER	IP	WLS	BF	H	R	ER	SO	BB	IBB	HBP	BLK	WP	HR	S	P	ERA	WHIP

TOP

New York Yankees @ Cleveland Indians

Progressive Field, Cleveland, OH

Wed Aug 12 2015, 7:13 PM - 10:05 PM EDT

Att. 18,844 - Clear - 73 F

livebaseballscorecards.com

AB	29
R	1
H	4
RBI	1
BB	5
SO	11
LOB	14

Batter	1	2	3	4	5	6	7	8	9	AB	R	H	RBI	BB	SO	LOB
11 José Ramírez, S (1, 4) OBP: 0.289, SLG: 0.298	C FF 90 B CH 83 S SI 89 B SI 84 F SI 91 X SI 91 2-2 12 SH3-4 1B		B SI 91 B SI 89 F SI 90 B CH 83 C FF 89 F SI 90 X FF 91 3-2 1-3 1B		L SI 89 X SI 88 0-1 ① SH2-4 1-2 2-3		C FF 90 B CH 81 F FF 90 B FF 92 B CH 82 F FF 91 X FF 91 3-2 ① G6-3			3	0	2	0	0	0	0
12 Francisco Lindor, S (1, 6) OBP: 0.307, SLG: 0.386	B FF 89 X SI 90 1-0 ① SH3-4 1-2		F SL 80 B SL 79 F SI 84 F SL 80 F FF 92 D CH 82 B SL 80 F SI 90 B SI 92 4-2 30 G5-4-3 BB		B CH 83 X SI 89 1-0 30 G6-4-3 2-3 3-H 1B		F FF 91 B FF 92 X CH 81 1-1 ② G6-3			2	0	1	1	1	0	0
30 Chris Johnson, R (1, 3) OBP: 0.297, SLG: 0.355	C SI 90 C SL 80 F SI 91 F SI 91 D CH 83 B SL 78 S SI 84 2-3 ② K		B CH 83 S SI 92 B SI 92 S SI 84 F FF 92 X FF 92 2-2 ②③ G5-4-3 1-2f		X FF 90 0-0 ②③ G6-4-3 1-2f		B CH 81 C FF 91 X CH 81 1-1 1B			4	0	1	0	0	1	6
41 Carlos Santana, S (1, 10) OBP: 0.355, SLG: 0.382	F SI 91 S SI 91 B FF 90 X SI 91 1-2 ③ F8			B SI 89 C SL 78 B CH 83 C FF 90 B SL 79 F SL 80 X FF 90 3-2 40 G5-3 40 WP 1B		B SL 78 F FF 90 F FF 90 F CH 83 X SL 81 1-2 39 FC5-4 40 1B 35 1B 1B	B FF 91 T FF 92 S CH 83 C FF 92 1-3 ③ K			4	1	2	0	0	1	2
40 Jerry Sands, R (1, 9) OBP: 0.290, SLG: 0.386		B SI 90 C SI 90 X SI 91 1-1 ① P6		B FF 89 B CH 82 X FF 90 2-0 ① G5-3 1-3		C SI 90 X FF 90 0-1 39 FC5-4 1-2 1B		B SL 80 B FF 91 C FF 92 S SL 80 C SL 81 2-3 ① K		4	0	1	0	0	1	1
39 Gio Urshela, R (1, 5) OBP: 0.268, SLG: 0.335		B SL 79 F FF 91 B CH 83 B SI 90 F SI 90 X SI 92 3-2 ② G6-3		S CH 82 X CH 82 0-1 ② G6-3		C SI 89 X SI 89 0-1 ① FC5-4 35 1B 1-2f 2-3		C SL 80 F SL 80 B SL 80 B FF 90 F SL 80 B FF 90 F SL 81 B SL 79 4-2 35 G5-3 BB		3	0	0	0	1	0	3
35 Abraham Almonte, S (1, 8) OBP: 0.304, SLG: 0.397		C SI 90 B SL 79 B SL 79 X SI 90 2-1 ③ F9		F FF 91 X FF 91 0-1 ③ G3		C SL 79 X SI 88 0-1 1-2 3-H 1B		C CH 85 1 SAFE S SL 80 F SL 79 F SL 80 B FF 91 B SL 80 X SL 81 2-2 ② G5-3 1-2		4	0	1	1	0	0	2
55 Roberto Pérez, R (1, 2) OBP: 0.354, SLG: 0.392			B SI 90 B SI 90 B SI 90 B FF 91 4-0 11 1B BB		B FF 90 B SI 89 S SI 90 B FF 90 X SI 90 3-1 11 SH2-4 4 1B 12 1B 1B	F SI 89 C CH 82 C FF 91 0-3 ② K		C SL 80 X SL 79 0-1 ③ G5-3		3	1	1	0	1	1	3
4 Mike Aviles, R (1, 7) OBP: 0.274, SLG: 0.301			C SI 89 X SI 90 0-1 ① L8		C SL 79 F SI 89 B CH 82 F CH 83 F SI 90 F CH 82 X SI 90 1-2 12 1B 11 SH2-4 1-2 1B	B FF 90 C FF 90 D CH 83 B CH 83 X FF 89 3-1 ③ G6-3				3	0	1	0	0	0	3
Inning Stats	R: 0 E: 0 K: 1 S: 13 H: 1 LOB: 1 BB: 0 P: 19	R: 0 E: 0 K: 0 S: 7 H: 0 LOB: 0 BB: 0 P: 13	R: 0 E: 0 K: 0 S: 15 H: 1 LOB: 2 BB: 2 P: 28	R: 0 E: 0 K: 0 S: 9 H: 1 LOB: 1 BB: 0 P: 14	R: 1 E: 0 K: 0 S: 12 H: 3 LOB: 1 BB: 0 P: 17	R: 1 E: 0 K: 1 S: 15 H: 3 LOB: 2 BB: 0 P: 19	R: 0 E: 0 K: 1 S: 11 H: 1 LOB: 1 BB: 0 P: 17	R: 0 E: 0 K: 1 S: 14 H: 0 LOB: 1 BB: 1 P: 22		1B: 10 2B: 0 3B: 0 HR: 0 SF: 0 SAC: 2 DP: 2 HBP: 0						

PITCHER		IP	WLS	BF	H	R	ER	SO	BB	IBB	HBP	BLK	WP	HR	S	P	ERA	WHIP
52 CC Sabathia, L ERA: 5.23	(1, 1)	6.0	L	27	9	2	2	2	2	0	0	0	1	0	71	110	3.00	1.833
45 Chasen Shreve, L ERA: 1.97	(7, 1)	1.0		4	1	0	0	1	0	0	0	0	0	0	11	17	0.00	1.000
74 Nick Goody, R ERA: 3.86	(8, 1)	1.0		4	0	0	0	1	1	0	0	0	0	0	14	22	0.00	1.000

PITCHER	IP	WLS	BF	H	R	ER	SO	BB	IBB	HBP	BLK	WP	HR	S	P	ERA	WHIP

BOTTOM

New York Yankees @ Cleveland Indians

Progressive Field, Cleveland, OH

Wed Aug 12 2015, 7:13 PM - 10:05 PM EDT

Att. 18,844 - Clear - 73 F

livebaseballscorecards.com

AB	30
R	2
H	10
RBI	2
BB	3
SO	4
LOB	20

Batter	1	2	3	4	5	6	7	8	9	AB	R	H	RBI	BB	SO	LOB
22 Jacoby Ellsbury, L (1, 8) OBP: 0.334, SLG: 0.353	B FF 90 F FF 91 X CH 85 1-1 11 BB 34 HR 1B	C SI 92 C FF 93 B CH 86 X KC 78 1-2 ② G4-3		C SI 94 B FF 93 C SI 93 S KC 79 1-3 ① K		S FF 89 C FF 91 F FF 92 1 SAFE F SL 79 B FF 91 F FF 91 D SL 82 B FF 91 4-2 F FF 90 F FF 90 B FF 90 11 1B 1-2 BB		B FF 94 B FF 95 X FF 95 2-0 11 1B 1-2 1B		4	1	2	0	1	1	1
11 Brett Gardner, L (1, 7) OBP: 0.371, SLG: 0.444	D FF 92 B FF 91 B FF 92 B FF 92 4-0 34 HR 1-2 BB	B FF 94 B CH 86 S FF 94 B SI 93 X FF 93 3-1 ③ F7		C CH 85 X SI 94 0-1 13 E 2-H 2B		C FF 89 F FF 90 F FF 90 F SL 81 F FF 91 D SL 80 X FF 91 1-2 13 G6-4-3 1-2 2-H 1B		B FF 97 C FF 96 F CH 90 B FF 97 B FF 96 X FF 97 3-2 1-2 2-H 1B		4	1	3	3	1	0	0
13 Alex Rodriguez, R (1, 10) OBP: 0.375, SLG: 0.507	X FF 93 0-0 ① F3		B FF 93 C FC 86 B FF 92 C FF 93 B SI 94 B FF 94 4-2 12 F9 36 1B BB	C SI 91 S SL 83 X SI 92 0-2 E6 36 G6-3 2-3		S FF 94 B FF 94 B FC 93 F FF 94 X FC 92 2-2 ② ③ G6-4-3 1-2f		S CU 83 S CU 82 F CU 82 D SI 91 F CU 84 F CU 83 B SI 93 S CU 83 2-3 ② K		4	0	0	0	1	1	7
36 Carlos Beltrán, S (1, 9) OBP: 0.326, SLG: 0.448 24 Chris Young, R (7, 9) OBP: 0.313, SLG: 0.477	F SI 92 C KC 75 X FF 94 0-2 ② F4		X SI 93 0-0 1-2 1B	B SI 89 X CH 84 1-0 ② ③ G6-3 1-2f			B FF 94 S FF 94 C FF 93 B FF 94 B FC 91 S FF 94 3-3 ① K	B SI 92 S CU 82 B CU 84 B SI 92 F SI 91 F SI 90 S CU 84 3-3 ③ K		4 1	0 0	1 0	0 0	0 0	1 1	4 2
34 Brian McCann, L (1, 2) OBP: 0.313, SLG: 0.467	C FF 93 B SI 93 B CH 86 X FF 94 2-1 1-H 2-H HR	B SI 94 B CH 87 F FF 94 X CH 86 2-1 ① F9	C SI 90 X SI 92 0-1 ① G2-3			C FF 93 X FF 94 0-1 ② P6		B SI 92 B CU 79 X SI 93 2-0 ① L9		5	1	1	3	0	0	2
12 Chase Headley, S (1, 5) OBP: 0.330, SLG: 0.384	C FF 94 F SI 92 H KC 79 1-2 HBP	F FF 93 X KC 77 0-1 ② F9 2-3	F SI 91 B CH 84 B SI 90 X SI 92 2-1 ② G6-3			B FF 95 C FF 94 F FC 90 B FC 91 B FF 95 F FF 94 B FF 94 4-2 BB		X SI 92 0-0 ② L8		3	0	0	0	1	0	2
33 Greg Bird, L (1, 3)	C FF 93 S FC 86 F CU 78 B SI 92 F FC 84 X KC 78 1-2 ③ L9	X SI 94 0-0 ③ L7	C SI 90 B SI 92 B CH 83 X CH 84 2-1 ③ L7			C FF 93 B FF 93 F FC 89 S FF 92 1-3 ③ K		C SI 92 F SI 92 B CU 82 C SI 91 1-3 ③ K		5	0	0	0	0	2	4
18 Didi Gregorius, L (1, 6) OBP: 0.310, SLG: 0.348		C FF 93 B FC 86 B FF 91 X CH 85 2-1 ① G4-3		F FF 93 B FF 93 F CH 85 B KC 79 X FF 94 2-2 14 2B 1B		C FF 89 B SL 80 X FF 89 1-1 ① G5-3		S FF 96 X FF 96 0-1 ① F8		4	1	1	0	0	0	0
14 Stephen Drew, L (1, 4) OBP: 0.263, SLG: 0.396		C FF 92 B SI 92 X FC 86 1-1 HR		B CH 85 B FF 93 B FF 93 C FF 93 X SI 93 3-1 11 2B 1-H 2B		B SL 78 X FF 90 1-0 E5 22 PB 11 1B		S CH 89 S CH 90 B CH 92 F FF 97 B CH 90 B FF 96 B FF 97 4-2 22 1B 11 1B BB		3	4	2	2	1	0	0
Inning Stats	R: 3 E: 0 K: 0 S: 15 H: 2 LOB: 1 BB: 1 P: 24	R: 1 E: 0 K: 0 S: 9 H: 1 LOB: 0 BB: 0 P: 16	R: 0 E: 0 K: 0 S: 8 H: 1 LOB: 2 BB: 1 P: 14	R: 2 E: 1 K: 1 S: 14 H: 3 LOB: 1 BB: 0 P: 21	R: 0 E: 0 K: 0 S: 6 H: 0 LOB: 0 BB: 0 P: 10	R: 1 E: 1 K: 0 S: 19 H: 1 LOB: 1 BB: 1 P: 28	R: 0 E: 0 K: 2 S: 11 H: 0 LOB: 1 BB: 1 P: 19	R: 1 E: 0 K: 2 S: 19 H: 2 LOB: 2 BB: 1 P: 33	R: 0 E: 0 K: 1 S: 5 H: 0 LOB: 0 BB: 0 P: 8	1B: 6 2B: 2 3B: 0 HR: 2 SF: 0 SAC: 0 DP: 2 HBP: 1	WP: 0 PB: 1 SB: 0 CS: 0 PA: 43					

TOP

New York Yankees @ Cleveland Indians

Progressive Field, Cleveland, OH

Thu Aug 13 2015, 7:12 PM - 10:47 PM EDT

Att. 23,076 - Clear - 81 F

livebaseballscorecards.com

AB	37
R	8
H	10
RBI	8
BB	5
SO	6
LOB	22

PITCHER		IP	WLS	BF	H	R	ER	SO	BB	IBB	HBP	BLK	WP	HR	S	P	ERA	WHIP
47 Trevor Bauer, R ERA: 4.35	(1, 1)	3.1	L	20	7	6	6	1	2	0	1	0	0	2	42	70	16.20	2.700
54 Ryan Webb, R ERA: 2.37	(4, 1)	1.2		5	0	0	0	0	0	0	0	0	0	0	10	15	0.00	0.000
57 Kyle Crockett, L ERA: 2.35	(6, 1)	0.1		4	1	1	0	0	1	0	0	0	0	0	16	23	0.00	6.000
51 Shawn Armstrong, R ERA:	(6, 1)	1.2		5	0	0	0	2	1	0	0	0	0	0	14	24	0.00	0.600
49 Austin Adams, R ERA: 3.42	(8, 1)	0.1		4	2	1	1	0	1	0	0	0	0	0	9	18	27.00	9.000

PITCHER		IP	WLS	BF	H	R	ER	SO	BB	IBB	HBP	BLK	WP	HR	S	P	ERA	WHIP
53 Jeff Manship, R ERA: 1.35	(8, 1)	1.2		5	0	0	0	3	0	0	0	0	0	0	15	23	0.00	0.000

Batter	1	2	3	4	5	6	7	8	9	AB	R	H	RBI	BB	SO	LOB
11 José Ramírez, S (1, 4) OBP: 0.287, SLG: 0.295	C FF 98 F FF 97 B FF 96 S FS 90 1-3 K ①		B FF 98 C FF 96 X FF 97 1-1 12 SH1-3 41 1B 1-2 1B	C SL 82 B CH 87 X SL 82 1-1 G6-3 ③			C FF 94 C SI 96 X FF 96 0-2 F8 ①	C FF 97 S KC 84 F FF 99 B KC 85 B SV 84 B KC 84 S FF 96 3-3 K ③		5	1	1	0	0	2	2
12 Francisco Lindor, S (1, 6) OBP: 0.315, SLG: 0.390	B CU 76 C SL 87 B FS 89 B FF 97 F FF 98 F FF 97 B FF 97 4-2 41 BB BB		X SL 85 0-0 SH1-3 ① 1-2 2-3		F FF 97 B FF 96 X SL 86 1-1 G3 ①		B SI 96 X SI 94 1-0 41 1B 35 WP 1B		X FF 92 0-0 10 DI 10 1B 1B	3	2	2	0	1	0	0
23 Michael Brantley, L (1, 7) OBP: 0.388, SLG: 0.461	B SL 83 X FF 97 1-0 F7 ②		B FF 98 C CU 72 F FS 88 X FF 97 1-2 SF8 ② 3-H		C FF 99 F FF 98 B FS 90 S FS 88 1-3 K ②		B SI 96 F FF 95 X FC 93 1-1 F8 ②		B SL 84 B FF 93 F FF 93 F FF 95 B SI 95 S SL 83 3-3 K ①	4	0	0	1	0	2	3
41 Carlos Santana, S (1, 10) OBP: 0.357, SLG: 0.383	B FF 96 C CU 75 1 SAFE B FS 88 C FS 88 F FF 97 B CH 86 F FF 97 B FF 96 4-2 1-2 BB		C CU 74 B FS 88 B FS 88 C CU 75 X FF 98 2-2 10 1B 2-H 1B		C FS 87 B FS 88 C FS 89 F FF 98 X FS 88 1-2 G6-3 ③		1 SAFE B FF 96 B FC 92 B FF 95 C FF 96 F FF 96 X FF 96 3-2 35 WP 10 S 1-3 1B		B FF 95 C FF 94 X SL 83 1-1 P4 ②	4	0	2	1	1	0	1
10 Yan Gomes, R (1, 2) OBP: 0.271, SLG: 0.384	X SL 84 0-0 F8 ③		B SI 97 F FF 97 C CH 87 X FS 87 1-2 1-3 1B			S FF 98 F CH 86 B FF 96 X SL 85 1-2 35 2B 2B	S KC 85 S KC 85 B FF 98 B KC 86 B KC 84 B KC 85 4-2 35 WP 1-2 BB		C SL 83 B SL 83 X SL 81 1-1 1-H 1B	4	1	3	1	1	0	2
35 Abraham Almonte, S (1, 8) OBP: 0.298, SLG: 0.397		S FF 99 B FS 87 S FS 87 C FF 100 1-3 K ① D SL 85 S CH 87 F FF 97 D FS 88 B SL 86 X FS 89 3-2 L1-3 ③				B SL 83 B FF 98 X FF 96 2-0 30 G5-3 8 1B 2-H 2B	C KC 84 F FF 97 B SV 88 S SV 87 1-3 K ③ 1-2 2-3 3-H		S SL 83 S SL 84 F FF 96 F SL 84 C SL 83 0-3 K ③	5	1	1	1	0	3	5
30 Chris Johnson, R (1, 3) OBP: 0.296, SLG: 0.359		C CU 77 X SL 86 0-1 G5-3 ② B SL 83 S SL 85 F FF 98 F FS 88 C CH 86 1-3 K ①				B CH 86 B FF 97 B FF 96 C FF 98 C FF 98 X FF 98 3-2 G5-3 ① 2-3		C FF 96 S FF 97 F FF 97 F FF 98 B KC 87 B FF 97 X FF 98 2-2 2B		4	0	1	0	0	1	1
8 Lonnie Chisenhall, L (1, 9) OBP: 0.262, SLG: 0.362		C FF 99 X FF 98 0-1 G6-3 ③ F FF 98 B CH 86 F CH 87 F FF 96 B FF 97 F SL 85 X FS 88 2-2 G5-3 ②				F CU 74 X FF 95 0-1 39 G4-6-3 3-H 1B		B FF 97 F FF 98 F KC 84 C SV 86 1-3 K ①		4	0	1	1	0	1	1
39 Gio Urshela, R (1, 5) OBP: 0.273, SLG: 0.335			C FF 98 B FF 98 B FS 88 B FF 98 F FF 99 B FF 98 4-2 12 SH1-3 11 1B 23 SF8 BB B SL 84 F FF 98 X SL 84 1-1 1B			C FF 93 B SL 87 B CH 82 S SL 88 X CU 79 2-2 G4-6-3 ②③ 1-2f		X FF 97 0-0 F8 ②	3	1	1	0	1	0	2
Inning Stats	R: 0 E: 0 K: 1 S: 12 H: 0 LOB: 2 BB: 2 P: 22	R: 0 E: 0 K: 1 S: 7 H: 0 LOB: 0 BB: 0 P: 8	R: 2 E: 0 K: 0 S: 17 H: 3 LOB: 2 BB: 1 P: 29	R: 0 E: 0 K: 1 S: 13 H: 1 LOB: 1 BB: 0 P: 18	R: 0 E: 0 K: 1 S: 9 H: 0 LOB: 0 BB: 0 P: 12	R: 2 E: 0 K: 0 S: 12 H: 3 LOB: 0 BB: 0 P: 20	R: 1 E: 0 K: 1 S: 14 H: 2 LOB: 2 BB: 1 P: 24	R: 0 E: 0 K: 2 S: 13 H: 1 LOB: 1 BB: 0 P: 19	R: 1 E: 0 K: 2 S: 13 H: 2 LOB: 2 BB: 0 P: 18	1B: 9 2B: 3 3B: 0 HR: 0 SF: 1 SAC: 1 DP: 1 HBP: 0						WP: 1 PB: 0 SB: 1 CS: 0 PA: 42

PITCHER		IP	WLS	BF	H	R	ER	SO	BB	IBB	HBP	BLK	WP	HR	S	P	ERA	WHIP
30 Nathan Eovaldi, R ERA: 4.26	(1, 1)	5.1	W	26	7	4	4	4	3	0	0	0	0	0	67	104	6.75	1.875
43 Adam Warren, R ERA: 3.32	(6, 1)	0.2	H	1	0	0	0	0	0	0	0	0	0	0	3	5	0.00	0.000
41 Justin Wilson, L ERA: 2.55	(7, 1)	0.2	H	4	2	1	1	0	0	0	0	0	0	0	9	14	13.50	3.000
68 Dellin Betances, R ERA: 1.21	(7, 1)	1.1	H	6	1	0	0	3	1	0	0	0	1	0	18	29	0.00	1.500
48 Andrew Miller, L ERA: 2.25	(9, 1)	1.0	S	5	2	1	1	2	0	0	0	0	0	0	13	18	9.00	2.000

PITCHER	IP	WLS	BF	H	R	ER	SO	BB	IBB	HBP	BLK	WP	HR	S	P	ERA	WHIP

BOTTOM

New York Yankees @ Cleveland Indians

Progressive Field, Cleveland, OH

Thu Aug 13 2015, 7:12 PM - 10:47 PM EDT

Att. 23,076 - Clear - 81 F

livebaseballscorecards.com

AB	36
R	6
H	12
RBI	5
BB	4
SO	9
LOB	17

Batter	1	2	3	4	5	6	7	8	9	AB	R	H	RBI	BB	SO	LOB
11 José Ramírez, S (1, 4) OBP: 0.285, SLG: 0.289	B FF 95 C FF 94 X FF 94 1-1 F7 ①	B SI 95 1 SAFE B CH 85 X SI 94 2-0 F7-2 ② ③ 3-H		B SL 84 B FF 92 D FF 95 C FF 95 B FF 94 4-1 BB 1-2 2-3		B SI 94 F SI 94 X SL 84 1-1 G6-3 ② 2-3			X SI 90 0-0 G6-3 ①	4	0	0	0	1	0	3
12 Francisco Lindor, S (1, 6) OBP: 0.322, SLG: 0.400	C FF 94 F FF 95 X FF 96 0-2 2B		B CU 77 F SI 93 B FF 93 X CH 86 2-1 L4 ①	B FF 97 X SI 95 1-0 G1-3 ③		X SI 94 0-0 10 S 1B 3-H			C SI 91 F CH 84 X SL 81 0-2 1B ②	5	0	3	1	0	0	3
10 Yan Gomes, R (1, 2) OBP: 0.269, SLG: 0.384	F SL 86 F SI 94 B CH 86 X CH 86 1-2 L7 ②		C FF 94 B CU 80 X CU 80 1-1 F8 ②		B FF 92 C FF 93 S FF 94 F SL 86 F FF 94 S SL 84 1-3 K ①	D SL 82 1 SAFE F SI 92 1 SAFE D SL 81 X SI 92 2-1 G6-3 ③ 1-2			B SI 91 B CH 85 C SI 92 F CH 85 B CU 72 X CH 84 3-2 2B	5	0	1	0	0	1	2
41 Carlos Santana, S (1, 10) OBP: 0.353, SLG: 0.378	C CU 78 B FF 94 X FF 94 1-1 L4 ③		B CU 78 B SI 94 B SI 93 C FF 93 S CH 86 C FF 95 3-3 K ③		X FF 93 0-0 G4-3 ②		B FC 89 F FF 90 X FF 90 1-1 F9 ①		B SI 92 B SI 92 F SI 91 B CH 83 X SI 92 3-1 F7 ③	5	0	0	0	0	1	2
30 Chris Johnson, R (1, 3) OBP: 0.290, SLG: 0.351		B FF 94 B SL 83 F FF 93 S CH 86 F FF 96 S CH 86 2-3 K ①		F FF 94 F SL 84 X SL 85 0-2 G4-3 ①	X SL 82 0-0 G5-3 ③		B FF 91 B FF 91 X FC 90 2-0 F9 ②			4	0	0	0	0	1	0
35 Abraham Almonte, S (1, 8) OBP: 0.307, SLG: 0.439		C CU 78 S CH 87 X CH 88 0-2 39 HR 3B		X SL 83 0-0 G3 ②		B SI 90 B SL 82 X SI 92 2-0 8 1B 2B	C CH 82 S FF 91 B SL 82 B CH 84 X FF 92 2-2 P6 ③			4	2	2	0	0	0	0
39 Gio Urshela, R (1, 5) OBP: 0.277, SLG: 0.354		B CU 78 X CH 86 1-0 HR 3-H		C FF 94 C FF 95 B SL 85 X SL 84 1-2 8 1B 8 WP 4 1B 1B		F SI 94 C FF 94 S SL 84 0-3 K ①		C SL 76 X FF 90 0-1 P3 ①		4	2	2	2	0	1	1
8 Lonnie Chisenhall, L (1, 9) OBP: 0.271, SLG: 0.369		C FF 95 B FF 96 F FF 95 B FF 95 F FF 96 X CU 79 2-2 4 1B 4 S 11 F7-2 1B		C FF 93 D FF 94 F FF 93 B FF 96 F FF 95 X FF 96 2-2 11 BB 4 1B 1-3 1B		F FF 94 F FF 95 B FF 95 X SL 85 1-2 4 2B 1B 2-H		S FF 89 B FF 91 S CH 82 F FF 90 S FF 90 1-3 K ②		4	1	3	1	0	1	0
4 Mike Aviles, R (1, 7) OBP: 0.282, SLG: 0.314		C FF 96 D FF 95 X SI 94 1-1 1-3 1B		B FF 95 X FF 94 1-0 11 BB 1-2 1B 3-H		X SI 93 0-0 11 S 12 1B 2B 1-H		C SL 78 X FC 90 0-1 G4-3 ③		4	1	3	2	0	0	0
Inning Stats	R: 0 E: 0 K: 0 S: 10 H: 1 LOB: 1 BB: 0 P: 13	R: 2 E: 0 K: 1 S: 15 H: 4 LOB: 1 BB: 0 P: 23	R: 0 E: 0 K: 1 S: 7 H: 0 LOB: 0 BB: 0 P: 13	R: 1 E: 0 K: 0 S: 14 H: 3 LOB: 3 BB: 1 P: 23	R: 0 E: 0 K: 1 S: 7 H: 0 LOB: 0 BB: 0 P: 8	R: 3 E: 0 K: 1 S: 13 H: 4 LOB: 1 BB: 0 P: 19	R: 0 E: 0 K: 0 S: 6 H: 0 LOB: 0 BB: 0 P: 11	R: 0 E: 0 K: 1 S: 8 H: 0 LOB: 0 BB: 0 P: 9	R: 0 E: 0 K: 0 S: 9 H: 2 LOB: 1 BB: 0 P: 15	1B: 8 2B: 5 3B: 1 HR: 1	SF: 0 SAC: 0 DP: 1 HBP: 0					

TOP

Cleveland Indians @ Minnesota Twins

Target Field, Minneapolis, MN

Fri Aug 14 2015, 7:11 PM - 9:37 PM CDT

Att. 26,910 - Partly Cloudy - 91 F

livebaseballscorecards.com

AB	39
R	6
H	14
RBI	6
BB	1
SO	5
LOB	11

PITCHER		IP	WLS	BF	H	R	ER	SO	BB	IBB	HBP	BLK	WP	HR	S	P	ERA	WHIP
65 Trevor May, R ERA: 4.15	(1, 1)	3.0	L	13	5	2	2	2	0	0	0	0	0	1	32	49	6.00	1.667
62 J.R. Graham, R ERA: 4.5	(4, 1)	2.1		13	5	3	3	2	1	0	0	0	1	0	28	41	11.57	2.571
59 Michael Tonkin, R ERA: 6.17	(6, 1)	0.2		4	2	1	1	0	0	0	0	0	0	0	6	9	13.50	3.000
58 A.J. Achter, R ERA: 10.13	(7, 1)	2.0		6	0	0	0	1	0	0	0	0	0	0	14	20	0.00	0.000
52 Brian Duensing, L ERA: 4.73	(9, 1)	1.0		4	2	0	0	0	0	0	0	0	0	0	9	15	0.00	2.000

PITCHER	IP	WLS	BF	H	R	ER	SO	BB	IBB	HBP	BLK	WP	HR	S	P	ERA	WHIP

BOTTOM

Batter	1	2	3	4	5	6	7	8	9	AB	R	H	RBI	BB	SO	LOB
32 Aaron Hicks, S (1, 8) OBP: 0.337, SLG: 0.427	B FF 92 X FF 92 1-0 ① F7			B SL 86 C FF 93 B CH 86 B FF 93 X SI 94 3-1 ① G4-3		B FF 93 B SL 87 B SI 94 C FF 92 X SI 93 3-1 ③ G4-3			C CU 81 X SI 92 0-1 ③ G6-3	4	0	0	0	0	0	0
20 Eddie Rosario, L (1, 7) OBP: 0.297, SLG: 0.439	C FF 92 F CH 85 X SI 94 0-2 ② F7			B CU 82 C FF 94 X SL 90 1-1 ② G3-1			C FF 92 X CH 85 0-1 ① G4-3			3	0	0	0	0	0	0
7 Joe Mauer, L (1, 3) OBP: 0.334, SLG: 0.386	C FF 93 F SI 94 B FF 94 X SI 94 1-2 ③ F8			C FF 92 B SI 94 B SL 90 X SL 88 2-1 HR			C FF 92 X SI 93 0-1 ② G4-3			3	1	1	1	0	0	0
22 Miguel Sanó, R (1, 10) OBP: 0.396, SLG: 0.542		B FF 93 C SI 93 S CU 82 B SL 88 B SI 94 B FF 94 4-2 24 G4-6-3 BB		S FF 92 C FF 94 F CU 84 X FF 94 0-2 ③ F9			B CU 82 B SI 92 B FF 93 C FF 93 C SI 93 S SI 95 3-3 ③ K			2	0	0	0	1	1	0
24 Trevor Plouffe, R (1, 5) OBP: 0.304, SLG: 0.448		X FF 92 0-0 ①② G4-6-3 1-2f			C FF 92 C CU 82 X SL 88 0-2 ① P3			S SL 86 F FF 93 S CU 85 0-3 ① K		3	0	0	0	0	1	1
48 Torii Hunter, R (1, 9) OBP: 0.294, SLG: 0.423		F SL 89 F SI 93 X SL 89 0-2 ③ F9			B SI 94 S FF 94 F SL 90 S SI 95 1-3 ② K			X SL 87 0-0 ② G5-3		3	0	0	0	0	1	0
5 Eduardo Escobar, S (1, 4) OBP: 0.282, SLG: 0.376			B FF 90 B FF 92 C SI 92 X SI 92 2-1 ① G1-3		X CH 85 0-0 ③ G1-3			B CU 80 C FF 93 S CU 82 F FF 94 C CU 82 1-3 ③ K		3	0	0	0	0	1	0
8 Kurt Suzuki, R (1, 2) OBP: 0.287, SLG: 0.305			S FF 92 F SI 93 X SI 93 0-2 ② G6-3			C FF 91 C CU 82 S SL 87 0-3 ① K			B SI 91 F SL 87 B FF 92 X SI 93 2-1 ① F9	3	0	0	0	0	1	0
9 Eduardo Núñez, R (1, 6) OBP: 0.291, SLG: 0.399			B CU 82 B SL 87 F FF 92 X SI 93 2-1 ③ F9			F SL 86 F CU 81 B FF 93 F CU 83 B SI 92 S SI 93 2-3 ② K			C SI 92 C FF 93 B SL 90 F SI 93 C SI 93 1-3 ② K	3	0	0	0	0	2	0
Inning Stats	R: 0 E: 0 K: 0 S: 7 H: 0 LOB: 0 BB: 0 P: 9	R: 0 E: 0 K: 0 S: 6 H: 0 LOB: 0 BB: 1 P: 10	R: 0 E: 0 K: 0 S: 7 H: 0 LOB: 0 BB: 0 P: 11	R: 1 E: 0 K: 0 S: 10 H: 1 LOB: 0 BB: 0 P: 16	R: 0 E: 0 K: 1 S: 7 H: 0 LOB: 0 BB: 0 P: 8	R: 0 E: 0 K: 2 S: 9 H: 0 LOB: 0 BB: 0 P: 14	R: 0 E: 0 K: 1 S: 7 H: 0 LOB: 0 BB: 0 P: 10	R: 0 E: 0 K: 2 S: 8 H: 0 LOB: 0 BB: 0 P: 9	R: 0 E: 0 K: 1 S: 8 H: 0 LOB: 0 BB: 0 P: 11	1B: 0 2B: 0 3B: 0 HR: 1	SF: 0 SAC: 0 DP: 1 HBP: 0						

PITCHER	IP	WLS	BF	H	R	ER	SO	BB	IBB	HBP	BLK	WP	HR	S	P	ERA	WHIP
28 Corey Kluber, R (1, 1) ERA: 3.34	9.0	W	28	1	1	1	7	1	0	0	0	0	1	69	98	1.00	0.222

PITCHER	IP	WLS	BF	H	R	ER	SO	BB	IBB	HBP	BLK	WP	HR	S	P	ERA	WHIP

Cleveland Indians @ Minnesota Twins

Target Field, Minneapolis, MN

Fri Aug 14 2015, 7:11 PM - 9:37 PM CDT

Att. 26,910 - Partly Cloudy - 91 F

livebaseballscorecards.com

AB	27
R	1
H	1
RBI	1
BB	1
SO	7
LOB	1

Cleveland Indians @ Minnesota Twins

Target Field, Minneapolis, MN

Sat Aug 15 2015, 6:12 PM - 8:37 PM CDT

Att. 30,601 - Clear - 89 F

TOP

livebaseballscorecards.com

Batter	1	2	3	4	5	6	7	8	9	AB	R	H	RBI	BB	SO	LOB
11 José Ramírez, S (1, 4) OBP: 0.280, SLG: 0.284	C FF 90 F FF 91 B FF 93 B KC 81 F FF 93 C KC 82 2-3 ① K	B CH 84 X SI 91 1-0 ② G3-1	B KC 75 C SI 87 B FF 88 B SI 90 C FF 89 F FF 91 X FF 91 3-2 ① G4-3	C FF 94 B CH 85 B FF 95 X FF 94 2-1 ② G4-3		4	0	0	0	0	1	0
12 Francisco Lindor, S (1, 6) OBP: 0.329, SLG: 0.408	B FF 92 B FF 92 B FF 93 B FF 92 4-0 10 FC5-4 BB	C KC 81 F KC 80 B FC 93 F FF 91 X KC 81 1-2 ③ G5-3	C KC 79 S CH 84 B FC 92 B KC 81 X FF 91 2-2 2B	B CU 82 B FF 95 C FF 94 B FF 94 S FF 94 X FF 95 3-2 1B		3	0	2	0	1	0	0
10 Yan Gomes, R (1, 10) OBP: 0.265, SLG: 0.378	C FF 91 F SI 91 X KC 80 0-2 ② FC5-4 1-2f	F FC 89 B SI 90 B FF 91 F FC 92 F KC 80 F FF 91 B SI 91 S KC 78 3-3 ① K	B FF 89 F FF 90 S KC 76 S KC 80 1-3 ② K	B CU 82 S FF 94 X FF 95 1-1 ③ G1-3		4	0	0	0	0	2	3
41 Carlos Santana, S (1, 3) OBP: 0.355, SLG: 0.380	C KC 79 B FC 92 X FF 91 1-1 ③ P5	C CH 84 B FF 89 X FF 92 1-1 ② G3-1	B CH 81 B FC 89 C KC 77 B KC 79 B FF 91 4-1 BB	C FF 94 B FF 95 F FF 93 X SL 83 1-2 35 F8 55 1B 2B		3	1	1	0	1	0	1
39 Gio Urshela, R (1, 5) OBP: 0.282, SLG: 0.351	B SI 90 B FF 91 F FC 91 B FC 92 B FF 89 4-1 BB	B KC 79 C FF 92 B SI 91 B FF 92 B FC 90 4-1 BB	F KC 77 X SI 90 0-1 ③ G6-3	F FF 94 B SL 63 F FF 94 F FF 94 X SL 85 1-2 ① G5-3		2	0	0	0	2	0	3
35 Abraham Almonte, S (1, 8) OBP: 0.293, SLG: 0.419	C KC 79 F FF 90 S KC 82 0-3 ① K	C CH 82 X KC 78 0-1 ③ G3	S FF 92 X SL 88 0-1 ① G4-3	X SL 81 0-0 ② F8 2-3		4	0	0	0	0	1	3
55 Roberto Pérez, R (1, 2) OBP: 0.352, SLG: 0.388	B FF 93 1 SAFE F SI 91 D KC 80 F FF 91 S KC 80 2-3 ② K	B FF 89 C KC 77 F SI 89 F KC 81 S FF 93 1-3 ① K	F FF 93 F FF 93 B FF 92 B FF 93 B FF 94 S FF 93 3-3 ② K	B FF 94 X FF 93 1-0 3-H 1B		4	0	1	1	0	3	1
8 Lonnie Chisenhall, L (1, 9) OBP: 0.272, SLG: 0.365 40 Jerry Sands, R (9, PH) OBP: 0.286, SLG: 0.379	X SI 91 0-0 ③ P5	B KC 80 B SI 90 B SI 92 B FF 90 4-0 4 G5-4-3 BB	X FF 93 0-0 ③ G3-1	S FF 94 B FF 95 S FF 93 S FF 93 1-3 ③ K		2 1	0 0	0 0	0 0	1 0	0 1	1 1
4 Mike Aviles, R (1, 7) OBP: 0.278, SLG: 0.310	C KC 77 F SI 90 F FF 93 S KC 82 0-3 ① K	1 SAFE C KC 78 B SI 90 1 SAFE X SI 89 1-1 ② ③ G5-4-3 1-2f	C FF 95 B FF 95 X FF 95 1-1 ① G3			3	0	0	0	0	1	1
Inning Stats	R: 0 E: 0 K: 1 S: 9 H: 0 LOB: 1 BB: 1 P: 16	R: 0 E: 0 K: 2 S: 8 H: 0 LOB: 1 BB: 1 P: 14	R: 0 E: 0 K: 1 S: 9 H: 0 LOB: 0 BB: 0 P: 11	R: 0 E: 0 K: 1 S: 10 H: 0 LOB: 1 BB: 1 P: 18	R: 0 E: 0 K: 1 S: 6 H: 0 LOB: 0 BB: 1 P: 12	R: 0 E: 0 K: 1 S: 13 H: 1 LOB: 2 BB: 1 P: 23	R: 0 E: 0 K: 1 S: 6 H: 0 LOB: 0 BB: 0 P: 9	R: 0 E: 0 K: 0 S: 9 H: 1 LOB: 1 BB: 0 P: 16	R: 1 E: 0 K: 1 S: 12 H: 2 LOB: 1 BB: 0 P: 16	1B: 2 2B: 2 3B: 0 HR: 0	SF: 0 SAC: 0 DP: 1 HBP: 0					

	AB	30
	R	1
	H	4
	RBI	1
	BB	5
	SO	9
	LOB	14

WP: 0 PB: 0 SB: 0 CS: 0 PA: 35

PITCHER		IP	WLS	BF	H	R	ER	SO	BB	IBB	HBP	BLK	WP	HR	S	P	ERA	WHIP
56 Tyler Duffey, R ERA: 6.75	(1, 1)	6.0	W	23	1	0	0	7	5	0	0	0	0	0	55	94	0.00	1.000
50 Casey Fien, R ERA: 3.95	(7, 1)	1.0	H	3	0	0	0	1	0	0	0	0	0	0	6	9	0.00	0.000
49 Kevin Jepsen, R ERA: 2.85	(8, 1)	1.0	H	4	1	0	0	0	0	0	0	0	0	0	9	16	0.00	1.000
15 Glen Perkins, L ERA: 2.54	(9, 1)	1.0		5	2	1	1	1	0	0	0	0	0	0	12	16	9.00	2.000

PITCHER	IP	WLS	BF	H	R	ER	SO	BB	IBB	HBP	BLK	WP	HR	S	P	ERA	WHIP

BOTTOM

Cleveland Indians @ Minnesota Twins

Target Field, Minneapolis, MN

Sat Aug 15 2015, 6:12 PM - 8:37 PM CDT

Att. 30,601 - Clear - 89 F

livebaseballscorecards.com

Batter	1	2	3	4	5	6	7	8	9	AB	R	H	RBI	BB	SO	LOB
32 Aaron Hicks, S (1, 8) OBP: 0.336, SLG: 0.424	X FF 88 0-0 ① F7		B FC 85 X FC 87 1-0 2 FC6-4 1B		C CH 83 F FC 83 X CU 72 0-2 ② F7			B FC 93 X FC 92 1-0 ① G2-3 1-2		4	0	1	0	0	0	1
2 Brian Dozier, R (1, 4) OBP: 0.316, SLG: 0.496	B FF 90 B FF 92 X FF 91 2-0 ② F7		1 SAFE 1 SAFE C FC 84 F FC 85 1 SAFE X FF 91 0-2 ③ FC6-4 1-2f		C CH 85 X FC 83 0-1 ③ G5-3			B FC 93 S FC 92 X FC 92 1-1 2-H HR		4	1	1	2	0	0	1
7 Joe Mauer, L (1, 3) OBP: 0.333, SLG: 0.384	C FF 91 B CH 85 B FF 91 B CU 76 X FF 88 3-1 1B			C CU 74 F FC 86 F FF 91 X FF 91 0-2 E6 24 F9		C CH 84 X CH 86 0-1 ① G1-3		B FC 93 X SL 81 1-0 ② G3		4	0	1	0	0	0	0
22 Miguel Sanó, R (1, 10) OBP: 0.392, SLG: 0.533	1 SAFE S FC 86 1 SAFE S FC 86 S FC 86 0-3 ③ K			B FF 89 C FC 85 B FF 89 C FC 86 F FF 90 B CU 77 X FC 84 3-2 ① G1-3		B FC 79 B CH 86 X FC 82 2-0 24 G6-4-3 1B		B SL 78 C SL 79 B SL 81 B FC 92 F FC 92 C FC 93 3-3 ③ K		4	0	1	0	0	2	2
24 Trevor Plouffe, R (1, 5) OBP: 0.302, SLG: 0.444		C FF 89 B FF 90 F FC 86 B CU 77 S FF 91 2-3 ① K		B FF 89 X FF 89 1-0 ② F9 2-3		1 SAFE 1 SAFE X CH 85 0-0 ②③ G6-4-3 1-2f				3	0	0	0	0	1	2
48 Torii Hunter, R (1, 9) OBP: 0.292, SLG: 0.420		C FC 86 F FF 91 F FC 87 S CU 79 0-3 ② K		X FC 86 0-0 ③ G5-3			F FC 81 B FF 87 B FF 88 F FC 83 S FF 88 2-3 ① K			3	0	0	0	0	2	1
20 Eddie Rosario, L (1, 7) OBP: 0.297, SLG: 0.449		F FF 91 B CU 76 X FC 86 1-1 ③ G4-3			C FC 83 F CU 75 X FF 89 0-2 HR		X SL 78 0-0 ② L8			3	1	1	1	0	0	0
12 Chris Herrmann, L (1, 2) OBP: 0.235, SLG: 0.324			F CH 83 B FF 90 C FC 86 B FF 91 F FC 87 F CU 77 S FF 91 2-3 ① K		B CU 74 F FF 88 F FF 90 F FF 90 B CU 77 B CU 72 X FC 82 3-2 HR		C FF 90 F FF 92 B FF 91 X FF 91 1-2 ③ G4-3			3	1	1	1	0	1	0
5 Eduardo Escobar, S (1, 6) OBP: 0.282, SLG: 0.373			B CH 83 F FF 90 F FC 86 F FF 91 B CU 76 X CU 76 2-2 ② P6		C CH 85 X CH 86 0-1 ① G3-1			B FC 94 B FC 93 B FC 93 C FC 92 F FC 92 F FC 92 B FC 92 4-2 32 G2-3 2 HR BB		2	1	0	0	1	0	0
Inning Stats	R: 0 E: 0 K: 1 S: 7 H: 1 LOB: 1 BB: 0 P: 12	R: 0 E: 0 K: 2 S: 9 H: 0 LOB: 0 BB: 0 P: 12	R: 0 E: 0 K: 1 S: 13 H: 1 LOB: 1 BB: 0 P: 18	R: 0 E: 1 K: 0 S: 10 H: 0 LOB: 1 BB: 0 P: 14	R: 2 E: 0 K: 0 S: 14 H: 2 LOB: 0 BB: 0 P: 17	R: 0 E: 0 K: 0 S: 4 H: 1 LOB: 0 BB: 0 P: 6	R: 0 E: 0 K: 1 S: 7 H: 0 LOB: 0 BB: 0 P: 10	R: 2 E: 0 K: 1 S: 10 H: 1 LOB: 0 BB: 1 P: 20		1B: 3 2B: 0 3B: 0 HR: 3 SF: 0 SAC: 0 DP: 1 HBP: 0						

	AB	30
	R	4
	H	6
	RBI	4
	BB	1
	SO	6
	LOB	7

WP: 0 PA: 31
PB: 0
SB: 0
CS: 0

PITCHER		IP	WLS	BF	H	R	ER	SO	BB	IBB	HBP	BLK	WP	HR	S	P	ERA	WHIP
43 Josh Tomlin, R ERA: 2.84	(1, 1)	6.1	L	24	5	2	2	5	0	0	0	0	0	2	60	84	2.84	0.789
57 Kyle Crockett, L ERA: 2.16	(7, 1)	0.2		2	0	0	0	0	0	0	0	0	0	0	4	5	0.00	0.000
27 Bryan Shaw, R ERA: 2.76	(8, 1)	1.0		5	1	2	2	1	1	0	0	0	0	1	10	20	18.00	2.000

PITCHER	IP	WLS	BF	H	R	ER	SO	BB	IBB	HBP	BLK	WP	HR	S	P	ERA	WHIP

Cleveland Indians @ Minnesota Twins

Target Field, Minneapolis, MN

Sun Aug 16 2015, 1:13 PM - 3:59 PM CDT

Att. 27,244 - Cloudy - 82 F

livebaseballscorecards.com

TOP

Batter	1	2	3	4	5	6	7	8	9	AB	R	H	RBI	BB	SO	LOB
11 José Ramírez, S (1, 4) OBP: 0.275, SLG: 0.278	B FF 86 B FF 87 C FF 87 B FF 88 C FF 87 X FF 88 3-2 ① F9		C CH 81 B FF 88 B FF 89 T CH 82 X CU 72 2-2 ① G5-3		B FF 89 B FF 90 X FF 89 2-0 ② P3			B FF 93 X FF 93 1-0 ① P6		4	0	0	0	0	0	2
12 Francisco Lindor, S (1, 6) OBP: 0.328, SLG: 0.403	B FF 89 X CH 84 1-0 E3 10 CS		X CH 83 0-0 ② L9		B CU 76 T FF 90 C FF 88 D CU 75 D CH 82 F FF 89 B FF 87 4-2 1-2 2-3 BB			C FF 94 X CU 82 0-1 ② L1		3	0	0	0	1	0	0
10 Yan Gomes, R (1, 2) OBP: 0.269, SLG: 0.377	C FF 88 D CH 82 B FF 89 B FF 89 B FF 89 4-1 ② 1-2 BB		C CH 82 S FF 89 F CU 72 B FF 89 S CU 72 1-3 ③ K		B CU 76 F FF 89 F CU 74 F CU 73 B FF 88 S CU 75 2-3 ③ K			B CU 82 B FF 94 X FF 94 2-0 41 1B 1B		3	0	1	0	1	2	3
41 Carlos Santana, S (1, 3) OBP: 0.354, SLG: 0.379	B FF 88 S CH 83 D CH 82 C FF 89 B CH 82 X CH 82 3-2 ③ G6-3			X FF 88 0-0 ① G6-3		C SI 91 C FF 92 B CU 73 X CU 74 1-2 ① G1-3		B CH 85 B FF 93 B CH 85 S CH 86 F CU 82 F FF 95 X CU 83 2-2 1-2 1B		4	0	1	0	0	0	1
9 Ryan Raburn, R (1, 10) OBP: 0.360, SLG: 0.500		C FF 88 X FF 87 0-1 39 SH2-3 35 SF7 2B		C FF 88 X CH 82 0-1 ② G5-3		C CH 84 C CU 73 B CH 86 B FF 92 F FF 92 C SL 81 2-3 ② K		C CU 82 B FF 95 C FF 95 F CU 83 S FF 96 1-3 ③ K		4	1	1	0	0	2	2
39 Gio Urshela, R (1, 5) OBP: 0.278, SLG: 0.345		C FF 89 X CH 83 0-1 ① SH2-3 2-3		C FF 88 B CH 81 X CH 82 1-1 ③ G6-3		X SI 92 0-0 ③ G1-3			B FF 93 S FF 92 F FF 94 F FF 94 F FF 95 F SL 83 X SL 84 1-2 ① P3	3	0	0	0	0	0	0
35 Abraham Almonte, S (1, 8) OBP: 0.281, SLG: 0.404		B CH 83 B CH 82 B FF 89 C FF 88 X CH 83 3-1 ② SF7 3-H	X CU 73 0-0 ① B2			S CH 86 B CU 72 M SI 91 B CU 74 X SI 92 2-2 ① G4-3			B FF 94 C FF 93 X SL 82 1-1 ② G6-3	3	0	0	1	0	0	0
40 Jerry Sands, R (1, 9) OBP: 0.308, SLG: 0.417 8 Lonnie Chisenhall, L (7, PH) (7, 9) OBP: 0.274, SLG: 0.367		B FF 88 X CH 82 1-0 1B	C FF 88 B FF 88 X CH 82 1-1 12 BB 2B			C FF 93 F SL 89 T FF 95 0-2 ② K			F FF 94 F SL 83 B FF 94 X FF 94 1-2 1B	2 2	0 0	2 1	0 0	0 0	0 1	0 0
4 Mike Aviles, R (1, 7) OBP: 0.278, SLG: 0.306		C CH 82 C FF 89 F CU 74 S CU 72 0-3 ③ K	B CH 81 B FF 88 B CH 81 C FF 88 D CH 82 4-1 12 BB BB			X SL 90 0-0 ③ F8			C FF 93 X SL 83 0-1 ③ F7	3	0	0	0	1	1	2

	AB	31
	R	1
	H	6
	RBI	1
	BB	3
	SO	6
	LOB	10

Inning Stats																				
	R: 0	H: 0	R: 1	H: 2	R: 0	H: 0	R: 0	H: 0	R: 0	H: 1	R: 0	H: 0	R: 0	H: 0	R: 0	H: 2	R: 0	H: 1	1B: 4	SF: 1	WP: 0	PA: 36
	E: 1	LOB: 1	E: 0	LOB: 1	E: 0	LOB: 0	E: 0	LOB: 0	E: 0	LOB: 3	E: 0	LOB: 0	E: 0	LOB: 0	E: 0	LOB: 2	E: 0	LOB: 1	2B: 2	SAC: 1	PB: 0	
	K: 0	BB: 1	K: 1	BB: 0	K: 1	BB: 0	K: 0	BB: 0	K: 0	BB: 2	K: 1	BB: 0	K: 1	BB: 0	K: 1	BB: 0	K: 0	BB: 0	3B: 0	DP: 0	SB: 0	
	S: 8	P: 19	S: 11	P: 15	S: 8	P: 11	S: 5	P: 6	S: 12	P: 25	S: 8	P: 11	S: 7	P: 9	S: 13	P: 19	S: 13	P: 16	HR: 0	HBP: 0	CS: 1	

PITCHER		IP	WLS	BF	H	R	ER	SO	BB	IBB	HBP	BLK	WP	HR	S	P	ERA	WHIP
33 Tommy Milone, L ERA: 3.65	(1, 1)	5.0	W	21	3	1	1	3	3	0	0	0	0	0	44	76	1.80	1.200
52 Brian Duensing, L ERA: 4.54	(6, 1)	1.1	H	4	0	0	0	1	0	0	0	0	0	0	11	16	0.00	0.000
50 Casey Fien, R ERA: 3.89	(7, 1)	0.2	H	2	0	0	0	1	0	0	0	0	0	0	4	4	0.00	0.000
49 Kevin Jepsen, R ERA: 2.79	(8, 1)	1.0	H	5	2	0	0	1	0	0	0	0	0	0	13	19	0.00	2.000
15 Glen Perkins, L ERA: 2.49	(9, 1)	1.0	S	4	1	0	0	0	0	0	0	0	0	0	13	16	0.00	1.000

PITCHER	IP	WLS	BF	H	R	ER	SO	BB	IBB	HBP	BLK	WP	HR	S	P	ERA	WHIP

Cleveland Indians @ Minnesota Twins

Target Field, Minneapolis, MN

Sun Aug 16 2015, 1:13 PM - 3:59 PM CDT

Att. 27,244 - Cloudy - 82 F

livebaseballscorecards.com

BOTTOM

Batter	1	2	3	4	5	6	7	8	9	AB	R	H	RBI	BB	SO	LOB
32 Aaron Hicks, S (1, 8) OBP: 0.331, SLG: 0.416	C FF 94 B FF 94 F SI 95 X CH 90 1-2 ① G1-3	B CH 86 X SI 94 1-0 ③ G1-3			L FF 93 F CH 88 X CH 90 0-2 ① F8		S CH 90 X CH 90 0-1 ② G5-3			4	0	0	0	0	0	2
2 Brian Dozier, R (1, 4) OBP: 0.316, SLG: 0.492	F FF 97 X FF 95 0-1 ② F7		X SI 93 0-0 ① G5-3		C FF 95 F CU 83 B CH 90 S SL 90 1-3 ② K		B FF 96 C SL 88 B SL 91 F SL 89 B CU 84 F SL 89 B SL 90 4-2 BB			3	0	0	0	1	1	0
7 Joe Mauer, L (1, 10) OBP: 0.333, SLG: 0.382	C FF 96 B SI 97 F CH 91 F CH 90 F FF 97 B SL 86 S SL 91 2-3 ③ K		B FF 94 T FF 94 B CU 83 B FF 95 B SI 93 4-1 24 1B BB		F CH 90 B CH 89 S FF 96 S SL 89 1-3 ③ K		**C FF 93** **B CH 88** **1 SAFE** **F CH 89** **F FF 96** 1 SAFE 1 SAFE F SL 90 X FF 95 1-2 ③ F7			3	0	0	0	1	2	1
22 Miguel Sanó, R (1, 5) OBP: 0.395, SLG: 0.528		B SI 94 B SL 91 F FF 96 X SL 90 2-1 9 2B 8 1B 1B	F FF 95 C CH 89 S SI 96 0-3 ② K			B CU 83 B FF 94 B SI 94 C FF 94 F FF 96 B SL 89 4-2 20 1B 20 S BB		C SI 96 C SI 96 B CU 82 F FF 97 B FF 96 X SI 96 2-2 ① P4		3	1	1	0	1	1	1
24 Trevor Plouffe, R (1, 3) OBP: 0.303, SLG: 0.452		X SI 96 0-0 ① L9	B CH 89 X SL 86 1-0 **1-3** 1B			F FF 97 X CH 90 0-1 ① P4		B FC 88 B FF 96 X FF 95 2-0 HR		4	1	2	1	0	0	2
20 Eddie Rosario, L (1, 9) OBP: 0.300, SLG: 0.456		C SI 95 S CH 90 B CH 90 S SL 90 1-3 ② K	B CH 89 S CH 88 X SL 89 1-1 ③ G4-3			C SL 89 F CH 88 D SL 90 X FF 91 1-2 8 FC6-4 **1-3** 1B		C CU 79 B CU 81 B FF 95 F SI 93 B FF 94 F FF 95 F SL 81 F FF 94 X SI 94 3-2 9 1B 3B		4	1	2	0	0	1	3
9 Eduardo Núñez, R (1, 6) OBP: 0.297, SLG: 0.408		B FF 96 B SI 94 X FF 95 2-0 8 1B **1-3** 2B		B FF 94 X SL 87 1-0 ① P3		C SI 94 X SL 87 0-1 ② P6		C FF 95 B CU 80 X FF 95 1-1 8 L9-3 1B		4	1	2	1	0	0	2
8 Kurt Suzuki, R (1, 2) OBP: 0.286, SLG: 0.305		C SL 89 F SI 95 F SL 90 X FF 96 0-2 21 1B **2-H** **3-H** 1B		C CU 82 B FF 95 S SL 88 S SL 90 1-3 ② K		X SI 94 0-0 ③ FC6-4 **1-2f**		1 SAFE C SI 90 X SI 91 0-1 ② ③ L9-3 **1-2**		4	0	1	2	0	1	3
21 Shane Robinson, R (1, 7) OBP: 0.306, SLG: 0.338		X FF 96 0-0 **1-3** 1B		S SL 88 S SI 95 S SL 90 0-3 ③ K2-3			B SI 94 C CU 86 B SL 88 X SI 94 2-1 ① G5-3			3	0	1	0	0	1	0
Inning Stats	R: 0 E: 0 K: 1 S: 10 H: 0 LOB: 0 BB: 0 P: 13	R: 2 E: 0 K: 1 S: 13 H: 4 LOB: 2 BB: 0 P: 19	R: 0 E: 0 K: 1 S: 8 H: 1 LOB: 2 BB: 1 P: 14	R: 0 E: 0 K: 2 S: 7 H: 0 LOB: 0 BB: 0 P: 9	R: 0 E: 0 K: 2 S: 9 H: 0 LOB: 0 BB: 0 P: 11	R: 0 E: 0 K: 0 S: 10 H: 1 LOB: 2 BB: 1 P: 15	R: 0 E: 0 K: 0 S: 12 H: 0 LOB: 1 BB: 1 P: 19	R: 2 E: 0 K: 0 S: 15 H: 3 LOB: 0 BB: 0 P: 23		1B: 6 2B: 2 3B: 1 HR: 1 SF: 0 SAC: 0 DP: 1 HBP: 0				WP: 0 PB: 0 SB: 1 CS: 0 PA: 35		

	AB	32
	R	4
	H	9
	RBI	4
	BB	3
	SO	7
	LOB	14

PITCHER		IP	WLS	BF	H	R	ER	SO	BB	IBB	HBP	BLK	WP	HR	S	P	ERA	WHIP
59 Carlos Carrasco, R ERA: 3.63	(1, 1)	7.0	L	30	6	2	2	7	3	0	0	0	0	0	69	100	2.57	1.286
34 Zach McAllister, R ERA: 3.15	(8, 1)	0.1		4	3	2	2	0	0	0	0	0	0	1	13	21	54.00	9.000
54 Ryan Webb, R ERA: 2.33	(8, 1)	0.2		1	0	0	0	0	0	0	0	0	0	0	2	2	0.00	0.000

PITCHER	IP	WLS	BF	H	R	ER	SO	BB	IBB	HBP	BLK	WP	HR	S	P	ERA	WHIP

Batter	1	2	3	4	5	6	7	8	9	AB	R	H	RBI	BB	SO	LOB
11 José Ramírez, S (1, 4) OBP: 0.274, SLG: 0.273	B FF 92 B FF 92 B FF 92 C FF 92 B FF 93 4-1 12 SH 12 S 23 FC3-2 BB		C FF 94 B FF 94 C KC 81 S FF 96 1-3 ③ K	F FF 93 B FF 94 C FF 93 1 SAFE F FF 94 F FF 94 X CH 85 1-2 ③ F8		C FF 96 B FF 96 C SL 90 B FF 98 B FF 95 X FF 95 3-2 ③ F7			B SL 85 C SI 90 X SL 86 1-1 ① L9	4	0	0	0	1	1	2
12 Francisco Lindor, S (1, 6) OBP: 0.326, SLG: 0.400	1 SAFE 1 SAFE B FF 92 L FF 92 X FF 93 1-1 SH 23 CS 1-3			B KC 78 C KC 79 C KC 79 B FF 94 B FF 94 F FF 94 C FF 95 3-3 ① K	F CH 84 X KC 81 0-1 ① G3		X FF 94 0-0 ① F8		S SL 84 S SL 85 D CH 82 X SL 83 1-2 23 FC4-6 1B 2-3	4	0	1	0	0	1	0
23 Michael Brantley, L (1, 10) OBP: 0.388, SLG: 0.463	1 SAFE C FF 93 B FF 94 X CH 84 1-1 ①② FC3-2 41 S 1-2 3-H			B FF 95 X FF 94 1-0 41 1B 35 1B 2B	B FF 93 S CH 85 B FF 94 B FF 93 F FF 95 F FF 95 X FF 95 3-2 ② L8		C SL 90 B FF 94 F FF 95 X SL 90 1-2 1B		C SL 85 X SI 91 0-1 ② FC4-6 1-2f 3-H	5	1	2	1	0	0	3
41 Carlos Santana, S (1, 3) OBP: 0.354, SLG: 0.387	B FF 94 D KC 82 S CH 85 B KC 81 S KC 81 C FF 94 3-3 ③ K 1-2			X KC 79 0-0 10 BB 35 1B 8 2B 2-3 1B	X FF 94 0-0 HR		B FF 94 C FF 94 F FF 95 B CH 89 S SL 90 2-3 ② K		B SI 89 B SL 86 C SL 84 C SL 85 X SI 90 2-2 ③ L9	5	2	2	1	0	2	3
35 Abraham Almonte, S (1, 8) OBP: 0.290, SLG: 0.402		B FF 94 C KC 80 X CH 85 1-1 ① F9		X FF 94 0-0 10 BB 8 2B 1-2 3-H 1B	B CH 85 F CH 85 B KC 81 C KC 80 F FF 95 B KC 81 B KC 80 4-2 10 WP BB		F FF 95 X FF 96 0-1 ③ L7			3	1	1	1	1	0	1
10 Yan Gomes, R (1, 2) OBP: 0.268, SLG: 0.372		C FF 94 B KC 82 C FF 95 S KC 82 1-3 ② K		B FF 93 S FF 94 F KC 81 B FF 95 B CH 85 F FF 95 B FF 95 4-2 8 2B 40 G3 BB 1-2 2-3	1 SAFE T FF 92 C FF 93 B SL 86 S KC 80 1-3 ③ K 1-2			X SL 90 0-0 ① F9		3	1	0	0	1	2	1
8 Lonnie Chisenhall, L (1, 9) OBP: 0.277, SLG: 0.387		B KC 80 T FF 94 F KC 81 B CH 86 F CH 86 B FF 95 F FF 94 F KC 82 S FF 94 3-3 ③ K		C FF 94 F FF 94 B FF 94 B FF 95 F FF 94 X KC 81 2-2 40 G3 4 1B 1-3 2-H 3-H 2B		B FF 94 C FF 94 T FF 94 B FF 97 X SL 90 2-2 HR		C SL 87 B SI 92 B SL 86 F SI 91 S CU 80 2-3 ② K		4	2	2	3	0	2	0
40 Jerry Sands, R (1, 7) OBP: 0.290, SLG: 0.391			C KC 79 C FF 94 B FF 93 B FF 94 C FF 94 2-3 ① K	B FF 93 F FF 94 X FF 94 1-1 ② G3 2-3 3-H		X SL 91 0-0 ① G4-3		S FF 90 C SL 86 F CH 83 B SL 82 B SI 89 S SL 86 2-3 ③ K		4	0	0	1	0	2	1
4 Mike Aviles, R (1, 5) OBP: 0.282, SLG: 0.314			B FF 94 C KC 80 X FF 95 1-1 ② G4-3	F FF 94 F FF 93 X FF 94 0-2 3-H 1B		C FF 94 F FF 97 B SL 91 F SL 90 S SL 89 1-3 ② K			C SL 89 X SL 84 0-1 12 1B 23 FC4-6 2B	4	1	2	1	0	1	0
Inning Stats	R: 0 E: 1 K: 1 S: 8 H: 0 LOB: 1 BB: 1 P: 17	R: 0 E: 0 K: 2 S: 11 H: 0 LOB: 0 BB: 0 P: 16	R: 0 E: 0 K: 2 S: 8 H: 0 LOB: 0 BB: 0 P: 12	R: 5 E: 0 K: 1 S: 24 H: 5 LOB: 1 BB: 1 P: 36	R: 1 E: 0 K: 1 S: 13 H: 1 LOB: 1 BB: 1 P: 21	R: 1 E: 0 K: 1 S: 11 H: 1 LOB: 0 BB: 0 P: 17	R: 0 E: 0 K: 1 S: 9 H: 1 LOB: 1 BB: 0 P: 12	R: 0 E: 0 K: 2 S: 8 H: 0 LOB: 0 BB: 0 P: 12	R: 1 E: 0 K: 0 S: 12 H: 2 LOB: 1 BB: 0 P: 16	1B: 5 2B: 3 3B: 0 HR: 2	SF: 0 SAC: 1 DP: 0 HBP: 0	WP: 1 PB: 0 SB: 2 CS: 1	PA: 40				

PITCHER		IP	WLS	BF	H	R	ER	SO	BB	IBB	HBP	BLK	WP	HR	S	P	ERA	WHIP
68 Matt Barnes, R ERA: 6.59	(1, 1)	5.0	L	24	6	6	6	7	3	0	0	0	1	1	64	102	10.80	1.800
37 Heath Hembree, R ERA: 7.27	(6, 1)	2.1		9	2	1	1	2	0	0	0	0	0	1	21	30	3.86	0.857
59 Tommy Layne, L ERA: 4.42	(8, 1)	1.2		7	2	1	1	2	0	0	0	0	0	0	19	27	5.40	1.200

PITCHER	IP	WLS	BF	H	R	ER	SO	BB	IBB	HBP	BLK	WP	HR	S	P	ERA	WHIP

Cleveland Indians @ Boston Red Sox

Fenway Park, Boston, MA

Mon Aug 17 2015, 7:12 PM - 10:23 PM EDT

Att. 32,701 - Partly Cloudy - 89 F

TOP

livebaseballscorecards.com

AB	36
R	8
H	10
RBI	8
BB	3
SO	11
LOB	11

Batter	1	2	3	4	5	6	7	8	9	AB	R	H	RBI	BB	SO	LOB
50 Mookie Betts, R (1, 8) OBP: 0.320, SLG: 0.438	B FF 93 C FF 94 F FF 95 B SI 97 S CH 85 2-3 K ①		C SL 85 X SL 86 0-1 1B			B FF 92 C FF 94 X FF 94 1-1 G6-4-3 ①② 1-2f		B FC 91 B FC 93 C FC 92 C FC 92 X FC 91 2-2 FC4-6 ② 1-2f		4	0	1	0	0	1	2
26 Brock Holt, L (1, 4) OBP: 0.359, SLG: 0.394	B FF 96 F FF 94 F SI 95 B FF 96 F SL 84 X FF 96 2-2 F7 ②		B FF 93 C FF 94 1 SAFE B FF 94 X FF 94 2-1 G4-3 ③			C FF 94 F SL 87 B FF 96 X SL 81 1-2 2B		C FC 92 F FC 91 X FC 95 0-2 G1-3 ③		4	0	1	0	0	0	2
2 Xander Bogaerts, R (1, 6) OBP: 0.342, SLG: 0.410	C FF 95 F CH 85 X SL 85 0-2 G6-3 ③			C FF 93 F FF 92 B CH 83 X SI 94 1-2 G4-3 ①		C FF 94 B FF 95 S CH 84 F FF 96 F SL 84 X SL 84 1-2 F7 ③			F FF 94 B KC 86 F FF 95 F FF 95 B KC 85 X FF 95 2-2 L8 ①	4	0	0	0	0	0	1
34 David Ortiz, L (1, 10) OBP: 0.351, SLG: 0.506 30 Josh Rutledge, R (9, PR) OBP: 0.348, SLG: 0.222		C FF 94 X SL 83 0-1 G3 ①		C FF 94 B SI 94 S FF 96 X SL 84 1-2 L7 ②			X CH 84 0-0 F7 ①		B FF 96 B FF 95 T FF 95 B KC 87 X FF 95 3-1 13 WP 47 1B 1B	4 0	0 1	1 0	0 0	0 0	0 0	0 0
13 Hanley Ramirez, R (1, 7) OBP: 0.304, SLG: 0.448 31 Alejandro De Aza, L (9, PR) OBP: 0.327, SLG: 0.455		B FF 94 F FF 95 B FF 96 S SL 84 B FF 97 F FF 96 X SI 96 3-2 G5-3 ②		F FF 95 S SI 96 X FF 95 0-2 F9 ③			B SI 93 X SL 86 1-0 2B		S FF 95 B FF 94 B FF 95 C FF 95 B KC 86 F FF 95 B FF 95 4-2 47 1B 1-2 BB	3 0	0 0	1 0	0 0	1 0	0 0	0 0
Pablo Sandoval, S (1, 5) OBP: 0.308, SLG: 0.390		B CH 84 B FF 95 F FF 95 F FF 97 X SL 81 2-2 G6-3 ③			B SI 91 X FF 94 1-0 P5 ①		F FF 93 F FF 93 F FF 96 D CH 85 X CH 83 1-2 F7 ②		C FF 95 X KC 86 0-1 P6 ②	4	0	0	0	0	0	3
47 Travis Shaw, L (1, 3) OBP: 0.365, SLG: 0.621			C FF 93 B FF 95 X CH 83 1-1 HR		C FF 93 T FF 93 F FF 96 B FF 96 B SI 93 B FF 94 F FF 97 S FF 97 3-3 K ②		C SI 94 C FF 96 B FF 95 F FF 95 B SI 95 B SI 94 F FF 96 F FF 97 F FF 96 3-3 S SL 84 K ③		C FF 95 X FF 95 0-1 10 DI 1-3 2-H 1B	4	1	2	2	0	2	1
10 Ryan Hanigan, R (1, 2) OBP: 0.347, SLG: 0.307			F FF 95 B FF 95 C SL 85 B FF 96 S SL 85 2-3 K ①		C SL 84 B SI 94 B FF 96 X SL 86 2-1 L8 ③			X FC 93 0-0 G4-3 ①	D FF 94 F FF 95 X KC 87 1-1 G5-3 ③ 1-2	4	0	0	0	0	1	2
25 Jackie Bradley Jr., L (1, 9) OBP: 0.350, SLG: 0.488			S FF 95 C FF 96 F FF 97 S SL 84 0-3 K ②			C SI 92 B FF 95 S CH 83 B FF 94 B FF 95 B FF 94 4-2 50 G6-4-3 BB		B FC 94 B FC 94 B FC 93 B FC 92 4-0 50 FC4-6 BB		1	0	0	0	2	1	0
Inning Stats	R: 0 E: 0 K: 1 S: 10 H: 0 LOB: 0 BB: 0 P: 14	R: 0 E: 0 K: 0 S: 9 H: 0 LOB: 0 BB: 0 P: 14	R: 1 E: 0 K: 2 S: 13 H: 2 LOB: 1 BB: 0 P: 18	R: 0 E: 0 K: 0 S: 9 H: 0 LOB: 0 BB: 0 P: 11	R: 0 E: 0 K: 1 S: 8 H: 0 LOB: 0 BB: 0 P: 14	R: 0 E: 0 K: 0 S: 12 H: 1 LOB: 1 BB: 1 P: 19	R: 0 E: 0 K: 1 S: 13 H: 1 LOB: 1 BB: 0 P: 18	R: 0 E: 0 K: 0 S: 7 H: 0 LOB: 1 BB: 1 P: 13	R: 1 E: 0 K: 0 S: 15 H: 2 LOB: 3 BB: 1 P: 25	1B: 3 2B: 2 3B: 0 HR: 1 SF: 0 SAC: 0 DP: 1 HBP: 0						

PITCHER		IP	WLS	BF	H	R	ER	SO	BB	IBB	HBP	BLK	WP	HR	S	P	ERA	WHIP
31 Danny Salazar, R ERA: 3.16	(1, 1)	7.0	W	25	4	1	1	5	1	0	0	0	0	1	74	108	1.29	0.714
27 Bryan Shaw, R ERA: 2.7	(8, 1)	1.0		4	0	0	0	0	1	0	0	0	0	0	7	13	0.00	1.000
37 Cody Allen, R ERA: 3.94	(9, 1)	1.0		6	2	1	1	0	1	0	0	0	1	0	15	25	9.00	3.000

PITCHER	IP	WLS	BF	H	R	ER	SO	BB	IBB	HBP	BLK	WP	HR	S	P	ERA	WHIP

BOTTOM

Cleveland Indians @ Boston Red Sox

Fenway Park, Boston, MA

Mon Aug 17 2015, 7:12 PM - 10:23 PM EDT

Att. 32,701 - Partly Cloudy - 89 F

livebaseballscorecards.com

AB	32
R	2
H	6
RBI	2
BB	3
SO	5
LOB	11

Cleveland Indians @ Boston Red Sox

Fenway Park, Boston, MA

Tue Aug 18 2015, 7:11 PM - 10:06 PM EDT

Att. 31,907 - Cloudy - 73 F

TOP

livebaseballscorecards.com

Batter	1	2	3	4	5	6	7	8	9	AB	R	H	RBI	BB	SO	LOB
11 José Ramírez, S (1, 4) OBP: 0.273, SLG: 0.272	C FF 94 C FF 95 B FF 96 C FF 96 1-3 ① K			B FF 94 X CH 86 1-0 ① G6-3		C FF 94 C FF 95 B FF 95 F FF 95 F FF 94 B FF 95 B SL 86 X CH 86 3-2 1B		F FF 92 B FF 93 C FF 93 F FF 94 X FF 93 1-2 ② L8		4	0	1	0	0	1	2
12 Francisco Lindor, S (1, 6) OBP: 0.325, SLG: 0.397	B FF 96 B FF 96 B FF 96 C FF 95 X FF 96 3-1 ② L5			B CH 87 C FF 94 X SL 86 1-1 ② 23 FC6-4 1B		C FF 94 B FF 95 F FF 94 X SL 85 1-2 ③ G5-3		B FF 95 S FF 93 F FF 95 F FF 95 B FF 95 F FF 94 B FF 94 X FF 94 3-2 ③ G6-3		4	0	1	0	0	0	3
23 Michael Brantley, L (1, 10) OBP: 0.387, SLG: 0.468	C FF 96 X FF 96 0-1 ③ F8			1 SAFE C FF 94 B FF 93 B FF 94 X FF 94 2-1 ② FC6-4 1-2f			B FF 94 X SL 81 1-0 HR		C FF 92 X FF 94 0-1 ① G3-1	4	1	1	1	0	0	1
41 Carlos Santana, S (1, 3) OBP: 0.353, SLG: 0.385		C FF 94 C CH 87 C FF 94 0-3 ① K		C FF 94 X CH 88 0-1 ③ G5-3			B FF 93 B CH 86 X FF 93 2-0 9 G6-4-3 1B		B FF 94 X FF 93 1-0 ② L9	4	0	1	0	0	1	1
9 Ryan Raburn, R (1, 7) OBP: 0.354, SLG: 0.490 22 Jason Kipnis, L (9, PH) OBP: 0.400, SLG: 0.475		C FF 96 B FF 97 B CH 88 F CH 88 F FF 96 F FF 94 F FF 96 F FF 97 S SL 86 2-3 ② K			C FF 93 X FF 94 0-1 ① G4-3		B FF 92 B FF 93 C FF 92 F CH 85 B FF 92 F FF 94 X CH 86 3-2 ①② G6-4-3 1-2f		C FF 93 F CH 87 X FF 92 0-2 ③ G6-3	3 1	0 0	0 0	0 0	0 0	1 0	1 0
55 Roberto Pérez, R (1, 2) OBP: 0.346, SLG: 0.380		B FF 96 F FF 96 B CH 89 S CH 88 B FF 97 F CH 89 X CH 89 3-2 ③ G5-3			C CH 87 C FF 95 X SL 84 0-2 ② G5-3		F CH 86 X FF 94 0-1 ③ G6-3			3	0	0	0	0	0	0
35 Abraham Almonte, S (1, 8) OBP: 0.282, SLG: 0.389			B FF 92 F FF 93 S FF 94 B FF 93 T SL 84 2-2 ① K		X FF 95 0-0 ③ G6-3			C FF 91 C CH 86 B FF 94 F FF 93 X SL 83 1-2 ① P4		3	0	0	0	0	1	0
40 Jerry Sands, R (1, 9) OBP: 0.292, SLG: 0.388			F FF 95 F FF 95 T FF 96 0-2 ② K			F FF 93 B FF 94 B CH 86 X CH 87 2-1 ① G5-3		X CH 85 0-0 4 1B 1B		3	0	1	0	0	1	0
4 Mike Aviles, R (1, 5) OBP: 0.282, SLG: 0.314			C FF 96 C CH 88 B FF 97 X CH 88 1-2 ③ G1-3			X CH 86 0-0 ② F8		C FF 93 B FF 94 D CH 88 X FF 92 2-1 1-2 1B		3	0	1	0	0	0	0
Inning Stats	R: 0 E: 0 K: 1 S: 7 H: 0 LOB: 0 BB: 0 P: 11	R: 0 E: 0 K: 2 S: 14 H: 0 LOB: 0 BB: 0 P: 19	R: 0 E: 0 K: 2 S: 9 H: 0 LOB: 0 BB: 0 P: 12	R: 0 E: 0 K: 0 S: 7 H: 1 LOB: 1 BB: 0 P: 11	R: 0 E: 0 K: 0 S: 6 H: 0 LOB: 0 BB: 0 P: 6	R: 0 E: 0 K: 0 S: 11 H: 1 LOB: 1 BB: 0 P: 17	R: 1 E: 0 K: 0 S: 8 H: 2 LOB: 0 BB: 0 P: 14	R: 0 E: 0 K: 0 S: 17 H: 2 LOB: 2 BB: 0 P: 24	R: 0 E: 0 K: 0 S: 6 H: 0 LOB: 0 BB: 0 P: 7	1B: 5 2B: 0 3B: 0 HR: 1 SF: 0 SAC: 0 DP: 1 HBP: 0						

	AB	32
	R	1
	H	6
	RBI	1
	BB	0
	SO	5
	LOB	8

PITCHER		IP	WLS	BF	H	R	ER	SO	BB	IBB	HBP	BLK	WP	HR	S	P	ERA	WHIP
52 Eduardo Rodriguez, L ERA: 4.48	(1, 1)	8.0	W	29	6	1	1	5	0	0	0	0	0	1	79	114	1.12	0.750
64 Jean Machi, R ERA: 4.85	(9, 1)	1.0		3	0	0	0	0	0	0	0	0	0	0	6	7	0.00	0.000

PITCHER	IP	WLS	BF	H	R	ER	SO	BB	IBB	HBP	BLK	WP	HR	S	P	ERA	WHIP

Batter	1	2	3	4	5	6	7	8	9	AB	R	H	RBI	BB	SO	LOB
50 Mookie Betts, R (1, 8) OBP: 0.319, SLG: 0.437	C FF 93 B FF 92 B FF 92 S FC 86 X FF 92 2-2 ① L8	C FC 85 F FC 88 F KC 77 D KC 78 X KC 78 1-2 26 1B 1-H 2-H 3-H 2B		B SI 92 C SI 92 B SL 83 F SI 93 X SI 93 2-2 ① G6-3		X FF 97 0-0 ① G6-3	B CU 84 B CU 84 X SI 92 2-0 ② L7			5	1	1	3	0	0	2
26 Brock Holt, L (1, 4) OBP: 0.362, SLG: 0.402 (8, 6)	B FF 93 F FF 93 B FC 85 F FF 92 F SI 92 X FF 95 2-2 2 FC5 3B	C FF 93 B FF 92 F FC 85 B FF 95 D KC 78 X FF 94 3-2 2 PB 2-H 1B		B SI 93 B SI 93 C SI 92 F SI 92 F SI 92 X CH 85 2-2 ② G6-3		C FF 96 F FF 97 B SL 88 F SL 87 B FF 97 B CH 88 X FF 96 3-2 ② L7	C SI 92 B SI 91 F SI 92 X CU 84 1-2 1-2 2-H 1B			5	0	3	2	0	0	0
2 Xander Bogaerts, R (1, 6) OBP: 0.340, SLG: 0.410 30 Josh Rutledge, R (8, 4) OBP: 0.348, SLG: 0.222	C FC 86 B FF 94 S FF 94 D KC 78 X KC 78 2-2 ② FC5 34 2B 3-H	F FF 94 S FC 86 F FC 86 B SI 94 F FF 94 D KC 77 T FC 85 2-2 ② K 1-2		C SL 82 S SI 93 T SI 94 0-2 ③ K		S SL 86 F FF 98 F FF 99 F SL 85 F SL 88 B SL 86 X FF 98 1-2 2B	C SI 92 S CU 84 X CU 84 0-2 ③ F9			5 0	1 0	1 0	0 0	0 0	2 0	4 0
34 David Ortiz, L (1, 10) OBP: 0.353, SLG: 0.511	B FF 93 F FF 92 B FF 93 B FF 93 X FC 86 3-1 1-H 2B	F FF 89 F FF 91 B FF 90 F FF 91 X SL 81 1-2 ③ G4-3			X SI 91 0-0 47 1B 38 1B 2B	B FF 97 S FF 98 S FF 98 F FF 98 B FF 98 B CH 89 B CH 90 4-2 13 FC3 BB		C FF 92 S CU 85 X CU 85 0-2 ① G5-3		4	1	2	1	1	0	1
13 Hanley Ramirez, R (1, 7) OBP: 0.300, SLG: 0.442	X FF 93 0-0 ③ G4-3	B FF 90 X CH 83 1-0 ① G6-3			X SI 91 0-0 ① G4-3	X FF 97 0-0 ③ FC3 1-2f		F CU 84 B CU 84 B SI 93 C CU 84 B CU 85 X FF 93 3-2 ② G5-3		5	0	0	0	0	0	4
Pablo Sandoval, S (1, 5) OBP: 0.309, SLG: 0.391		B FF 91 B FF 91 X FF 92 2-0 38 FC5 47 1B 1B C FF 90 F FF 91 F FF 92 X SL 81 0-2 ② G5-3			B SI 91 X SI 91 1-0 ② G1-3		S CH 89 X CH 89 0-1 38 FC6-4 47 1B 23 1B 1B	C FF 94 S SI 94 B SI 94 B FF 92 X CU 85 2-2 ③ P6		5	1	2	0	0	0	1
47 Travis Shaw, L (1, 3) OBP: 0.403, SLG: 0.645		C FF 93 X FF 93 0-1 38 E 50 2B 1-2 1B F FF 90 F FF 90 X FF 91 0-2 38 BB 23 1B 1B			B SI 92 X SI 92 1-0 38 1B 2-3 1B		F FF 97 B FF 97 C FF 97 X FF 98 1-2 38 FC6-4 1-2 1B			4	2	4	0	0	0	0
38 Rusney Castillo, R (1, 9) OBP: 0.315, SLG: 0.403		S FF 93 X FF 93 0-1 ① FC5 50 2B 1-3 2-3f D FF 91 B FF 91 1 SAFE S FF 90 F FF 90 1 SAFE F FF 91 B SL 80 B SL 80 4-2 23 1B 23 1B 1-2 BB			F SI 91 D SL 83 B SI 92 X SI 92 2-1 23 FC4-6 1-2 3-H 1B		X SI 92 0-0 ① FC6-4 23 1B 26 1B 1-2f 2-3			3	2	1	1	1	0	4
23 Blake Swihart, S (1, 2) OBP: 0.301, SLG: 0.345		B FF 93 B FF 93 C FF 94 B SI 92 B FF 94 4-1 50 2B BB B FF 90 X FF 91 1-0 ③ 1-H 2-H 1B			C FF 98 X FF 98 0-1 ③ FC4-6 1-2f		X SI 91 0-0 26 1B 1-2 3-H 1B			3	1	2	2	1	0	2
Inning Stats	R: 1 E: 0 K: 0 S: 13 H: 2 LOB: 1 BB: 0 P: 22	R: 4 E: 1 K: 1 S: 22 H: 4 LOB: 1 BB: 1 P: 35	R: 1 E: 0 K: 0 S: 12 H: 2 LOB: 2 BB: 1 P: 18	R: 0 E: 0 K: 1 S: 10 H: 0 LOB: 0 BB: 0 P: 14	R: 1 E: 0 K: 0 S: 8 H: 3 LOB: 2 BB: 0 P: 12	R: 0 E: 0 K: 0 S: 15 H: 1 LOB: 2 BB: 1 P: 23	R: 2 E: 0 K: 0 S: 14 H: 4 LOB: 2 BB: 0 P: 18	R: 0 E: 0 K: 0 S: 9 H: 0 LOB: 0 BB: 0 P: 14		1B: 11 2B: 4 3B: 1 HR: 0	SF: 0 SAC: 0 DP: 0 HBP: 0			WP: 0 PB: 1 SB: 0 CS: 0	PA: 42	

PITCHER		IP	WLS	BF	H	R	ER	SO	BB	IBB	HBP	BLK	WP	HR	S	P	ERA	WHIP
47 Trevor Bauer, R ERA: 4.62	(1, 1)	1.2	L	12	6	5	5	1	1	0	0	0	0	0	31	52	27.00	4.200
57 Kyle Crockett, L ERA: 2.79	(2, 1)	1.1		6	2	1	1	0	1	0	0	0	0	0	16	23	6.75	2.250
54 Ryan Webb, R ERA: 2.45	(4, 1)	1.2		8	3	1	1	1	0	0	0	0	0	0	16	24	5.40	1.800
49 Austin Adams, R ERA: 3.96	(5, 1)	1.1		8	3	2	2	0	1	0	0	0	0	0	22	31	13.50	3.000
53 Jeff Manship, R ERA: 1.23	(7, 1)	2.0		8	2	0	0	0	0	0	0	0	0	0	18	26	0.00	1.000

PITCHER	IP	WLS	BF	H	R	ER	SO	BB	IBB	HBP	BLK	WP	HR	S	P	ERA	WHIP

BOTTOM

Cleveland Indians @ Boston Red Sox

Fenway Park, Boston, MA

Tue Aug 18 2015, 7:11 PM - 10:06 PM EDT

Att. 31,907 - Cloudy - 73 F

livebaseballscorecards.com

AB	39
R	9
H	16
RBI	9
BB	3
SO	2
LOB	18

Cleveland Indians @ Boston Red Sox

Fenway Park, Boston, MA

Wed Aug 19 2015, 7:14 PM - 10:21 PM EDT

Att. 32,465 - Clear - 82 F

TOP

livebaseballscorecards.com

Batter	1	2	3	4	5	6	7	8	9	AB	R	H	RBI	BB	SO	LOB
22 Jason Kipnis, L (1, 4) OBP: 0.396, SLG: 0.470	C FF 94 B CH 84 B FF 94 F FF 96 C FF 95 2-3 ① K			X CU 78 0-0 ① G3-1	B CH 88 S FF 95 F FF 95 B SI 96 B FF 96 S CH 89 3-3 ③ K 1-2 2-3		C FC 96 F FF 95 B FC 96 S FF 96 1-3 ③ K		F FF 94 F FO 88 B FO 90 X FO 88 1-2 ③ G5-3	5	0	0	0	0	3	3
12 Francisco Lindor, S (1, 6) OBP: 0.324, SLG: 0.395	B SI 96 B FF 94 X FF 94 2-0 ② F8			C FF 96 B CH 87 B SL 86 X SL 86 2-1 23 1B 1B		C FF 96 S SI 96 F SI 97 X CH 88 0-2 ① G6-3		C SI 92 B SL 85 B SL 86 B SI 90 F SI 90 S SL 86 3-3 ① K2-3		4	0	1	0	0	1	0
23 Michael Brantley, L (1, 10) OBP: 0.390, SLG: 0.473	B FF 95 C FF 95 B FF 97 F FF 97 B CH 87 X FF 96 3-2 ③ G4-3			1 SAFE X SI 93 0-0 41 G3-6-1 1B 1-2		B FF 98 F FF 97 F SI 95 B FF 96 X CH 88 2-2 2B		B FF 91 C SI 93 F SI 87 B SL 83 X SL 85 2-2 40 BB 10 HR 1B		4	1	3	0	0	0	0
41 Carlos Santana, S (1, 3) OBP: 0.351, SLG: 0.382		C FF 94 B FF 95 C CH 85 B CH 85 X FF 96 2-2 ① P3		D FF 96 B FF 95 X FF 95 2-0 ② ③ G3-6-1 1-2f		X SI 94 0-0 ② P6		D SL 86 C SI 92 F SL 87 S SI 84 1-3 ② K		4	0	0	0	0	1	4
8 Lonnie Chisenhall, L (1, 9) OBP: 0.286, SLG: 0.389 40 Jerry Sands, R (8, PH) OBP: 0.301, SLG: 0.388 (8, 9)		B CU 80 C CU 80 B SI 95 B CU 79 C FF 96 B FF 98 4-2 10 G5-4-3 BB			C FF 94 F CH 86 X CU 78 0-2 10 E 10 FC4 35 G4-6-3 1B	B SI 97 F SI 95 B FF 96 B SI 97 B SI 95 4-1 BB		C CU 81 B CU 81 B FF 93 B FF 93 B FF 93 4-1 10 HR 1-2 BB		1 0	1 1	1 0	0 1	2 0	0 0	0 0
10 Yan Gomes, R (1, 2) OBP: 0.268, SLG: 0.383		C SL 86 F SL 85 B SL 85 F SL 83 1 SAFE B SI 97 1 SAFE X SL 85 2-2 ② ③ G5-4-3 1-2f			C SI 95 S SL 86 D SL 83 X SL 84 1-2 FC4 35 G4-6-3 1-3	F SL 86 C SI 95 D SL 86 S SL 85 1-3 ③ K		B CH 88 F FF 93 C CH 86 F CU 82 F CH 87 B FF 93 X CH 88 2-2 1-H 2-H HR		4	1	1	3	0	1	4
35 Abraham Almonte, S (1, 8) OBP: 0.280, SLG: 0.384			B FF 93 F FF 92 B FF 94 C FF 93 B CH 84 X FF 96 3-2 ① G1-3		X FF 95 0-0 ① ② G4-6-3 1-2f 3-H		S FF 94 C FF 96 F SI 96 F SL 88 X FC 95 0-2 11 E 1B	B CH 86 B CH 86 C FF 92 F FF 92 X CH 84 2-2 ③ G3		4	0	1	0	0	0	1
39 Gio Urshela, R (1, 5) OBP: 0.277, SLG: 0.340			B CU 81 B FF 96 F FF 97 B SL 85 F SI 96 X SL 87 3-2 ② F9		C SI 95 S SL 85 B SI 98 B FF 97 B FF 97 B SI 97 4-2 22 WP 11 1B BB		F FF 95 T SL 90 F SL 88 B FF 95 F FF 95 1 SAFE B SL 89 1 SAFE F SL 88 2-3 ① K F FF 94 F FF 94 1 SAFE S SL 84		B CU 76 S FF 93 B FF 96 B FF 95 S FF 94 X FF 95 3-2 ① F9	3	0	0	0	1	1	1
11 José Ramírez, S (1, 7) OBP: 0.273, SLG: 0.272			C SI 96 B FF 97 B SI 94 F SI 97 F CH 88 F FF 97 X SL 85 2-2 ③ G6-3		D CU 82 X FF 95 1-0 22 WP 1-2 1B		B FF 93 F FF 94 1 SAFE X FF 94 1-1 ② F9 1-3		C FF 95 C FF 94 B FO 90 B FF 95 X FF 96 2-2 ② G5-3	4	0	1	0	0	0	1

	AB	33
	R	4
	H	8
	RBI	3
	BB	4
	SO	7
	LOB	14

Inning Stats										
	R: 0	H: 0	R: 0	H: 0	R: 0	H: 0	R: 0	H: 2	R: 1	H: 2
	E: 0	LOB: 0	E: 0	LOB: 0	E: 0	LOB: 0	K: 0	LOB: 1	E: 1	LOB: 2
	K: 1	BB: 0	K: 0	BB: 1	K: 0	BB: 0	S: 5	BB: 0	K: 1	BB: 1
	S: 7	P: 14	S: 9	P: 17	S: 11	P: 19		P: 9	S: 13	P: 22

Inning Stats										
	R: 0	H: 1	R: 0	H: 1	R: 3	H: 2	R: 0	H: 0	1B: 6	SF: 0
	E: 0	LOB: 2	E: 1	LOB: 1	E: 0	LOB: 0	E: 0	LOB: 0	2B: 1	SAC: 0
	K: 1	BB: 1	K: 2	BB: 0	K: 2	BB: 1	K: 0	BB: 0	3B: 0	DP: 3
	S: 12	P: 19	S: 18	P: 22	S: 18	P: 32	S: 9	P: 15	HR: 1	HBP: 0

	WP: 1	PA: 37
	PB: 0	
	SB: 0	
	CS: 0	

PITCHER		IP	WLS	BF	H	R	ER	SO	BB	IBB	HBP	BLK	WP	HR	S	P	ERA	WHIP
56 Joe Kelly, R ERA: 5.37	(1, 1)	6.0	W	24	5	1	0	3	3	0	0	0	1	0	57	100	0.00	1.333
41 Alexi Ogando, R ERA: 3.83	(7, 1)	1.0		4	1	0	0	2	0	0	0	0	0	0	18	22	0.00	1.000
59 Tommy Layne, L ERA: 4.58	(8, 1)	0.2		3	1	1	1	2	0	0	0	0	0	0	9	15	13.50	1.500
64 Jean Machi, R ERA: 5.23	(8, 1)	0.1		3	1	2	2	0	1	0	0	0	0	1	9	17	54.00	6.000
36 Junichi Tazawa, R ERA: 3.18	(9, 1)	1.0	S	3	0	0	0	0	0	0	0	0	0	0	9	15	0.00	0.000

PITCHER	IP	WLS	BF	H	R	ER	SO	BB	IBB	HBP	BLK	WP	HR	S	P	ERA	WHIP

Batter	1	2	3	4	5	6	7	8	9	AB	R	H	RBI	BB	SO	LOB
31 Alejandro De Aza, L (1, 7) OBP: 0.323, SLG: 0.447	C FF 91 F SI 92 B FF 93 X CU 83 1-2 ① F7		C FF 92 X SL 88 0-1 ② L4		B CU 79 B SI 90 B FF 92 C FF 92 F SI 93 C FF 93 3-3 ① K		B FF 96 F FF 95 S FF 97 X FF 96 1-2 ② F8			4	0	0	0	0	1	1
26 Brock Holt, L (1, 6) OBP: 0.359, SLG: 0.398	B SI 92 C FF 93 B CH 85 X FF 92 2-1 ② G6-3		C FF 91 C CU 81 S FF 93 0-3 ③ K		B CH 84 X FF 93 1-0 ② F8		B SL 79 X FF 95 1-0 ③ F7			4	0	0	0	0	1	1
Pablo Sandoval, S (1, 5) OBP: 0.308, SLG: 0.392	F SI 93 F SI 93 S SI 94 0-3 ③ K			B SI 92 S SL 88 B SI 92 T FF 94 F FF 94 F CU 83 F CU 84 B FF 94 X SI 94 3-2 38 1B 25 HR 2B	B FF 92 F CH 84 X SI 92 1-1 ③ G5-3			C FF 89 X SL 82 0-1 ① G4-3		4	1	1	0	0	1	0
34 David Ortiz, L (1, 10) OBP: 0.355, SLG: 0.518		B FF 92 C FF 93 X SI 93 1-1 HR		F SI 93 S FF 92 S CU 84 0-3 ① K		C CU 80 F SI 93 B FF 93 S CU 84 1-3 ① K		X SL 81 0-0 47 FC1-6 1B		4	1	2	1	0	2	1
47 Travis Shaw, L (1, 3) OBP: 0.408, SLG: 0.677		B FF 93 B SI 93 F FF 93 X FF 93 2-1 HR		B FF 92 B SI 94 C FF 94 F SI 93 S CU 83 2-3 ② K2-3		B CH 84 B FF 94 B FF 93 B FF 92 4-0 BB		X FF 89 0-0 ② FC1-6 1-2f		3	1	1	1	1	1	2
38 Rusney Castillo, R (1, 9) OBP: 0.313, SLG: 0.399		B FF 93 S SL 89 F SI 92 S SL 89 1-3 ① K		X SI 93 0-0 25 HR 2-3 1B		B SL 89 F FF 93 B SI 93 S SL 91 F SL 90 S CU 84 2-3 ② K		B FC 90 F FC 90 F SL 78 B FC 92 B FC 92 X FC 92 3-2 ③ G4-3		4	1	1	0	0	2	2
25 Jackie Bradley Jr., L (1, 8) OBP: 0.349, SLG: 0.517		C FF 91 X SL 88 0-1 ② L9		B FF 92 S SI 93 C CU 83 B CU 84 X FF 94 2-2 1-H 3-H HR		B SI 91 S CH 84 B FF 92 X SI 93 2-1 ③ G4-3				3	1	1	3	0	0	1
10 Ryan Hanigan, R (1, 2) OBP: 0.353, SLG: 0.333		S FF 93 B SI 94 B SL 89 F FF 94 F SL 90 C CU 84 2-3 ③ K		X SL 88 0-0 HR			C FF 96 C FF 95 F FF 96 H SL 82 1-2 HBP			2	1	1	1	0	1	0
30 Josh Rutledge, R (1, 4) OBP: 0.308, SLG: 0.190			X FF 92 0-0 ① F8	C FF 92 B CU 83 X FF 94 1-1 ③ L4			C FF 96 C FF 96 S FF 97 0-3 ① K			3	0	0	0	0	1	1
Inning Stats	R: 0 E: 0 K: 1 S: 8 H: 0 LOB: 0 BB: 0 P: 11	R: 2 E: 0 K: 2 S: 13 H: 2 LOB: 0 BB: 0 P: 19	R: 0 E: 0 K: 1 S: 6 H: 0 LOB: 0 BB: 0 P: 6	R: 4 E: 0 K: 2 S: 19 H: 4 LOB: 0 BB: 0 P: 27	R: 0 E: 0 K: 1 S: 6 H: 0 LOB: 0 BB: 0 P: 11	R: 0 E: 0 K: 2 S: 9 H: 0 LOB: 1 BB: 1 P: 18	R: 0 E: 0 K: 1 S: 10 H: 0 LOB: 1 BB: 0 P: 13	R: 0 E: 0 K: 0 S: 7 H: 1 LOB: 1 BB: 0 P: 10		1B: 2 2B: 1 3B: 0 HR: 4 SF: 0 SAC: 0 DP: 0 HBP: 1				WP: 0 PB: 0 SB: 0 CS: 0 PA: 33		

PITCHER		IP	WLS	BF	H	R	ER	SO	BB	IBB	HBP	BLK	WP	HR	S	P	ERA	WHIP
28 Corey Kluber, R ERA: 3.52	(1, 1)	6.0	L	25	6	6	6	9	1	0	0	0	0	4	61	92	9.00	1.167
34 Zach McAllister, R ERA: 3.09	(7, 1)	1.0		4	0	0	0	1	0	0	1	0	0	0	10	13	0.00	0.000
57 Kyle Crockett, L ERA: 2.61	(8, 1)	0.2		3	1	0	0	0	0	0	0	0	0	0	4	4	0.00	1.500
27 Bryan Shaw, R ERA: 2.68	(8, 1)	0.1		1	0	0	0	0	0	0	0	0	0	0	3	6	0.00	0.000

PITCHER	IP	WLS	BF	H	R	ER	SO	BB	IBB	HBP	BLK	WP	HR	S	P	ERA	WHIP

BOTTOM

Cleveland Indians @ Boston Red Sox

Fenway Park, Boston, MA

Wed Aug 19 2015, 7:14 PM - 10:21 PM EDT

Att. 32,465 - Clear - 82 F

livebaseballscorecards.com

AB	31
R	6
H	7
RBI	6
BB	1
SO	10
LOB	9

Batter	1	2	3	4	5	6	7	8	9	AB	R	H	RBI	BB	SO	LOB
22 Jason Kipnis, L (1, 4) OBP: 0.399, SLG: 0.472	B SI 90 C SI 91 X SI 92 1-1 23 G3-6-1 1B		C FF 92 X CU 79 0-1 12 G3 23 1B	C CU 80 F CU 80 F CU 80 D CU 81 F FF 94 B SI 93 X CU 81 2-2 ③ L3			B CU 82 C SL 89 B CH 86 X CH 86 2-1 12 CS 1B			4	1	3	0	0	0	2
12 Francisco Lindor, S (1, 6) OBP: 0.319, SLG: 0.388	1 SAFE L SI 91 S CU 78 B SI 93 S CU 78 1-3 ① K		1 SAFE F SI 92 B SI 92 S CU 80 B CU 79 X SI 93 2-2 ② G3 1-2		F CH 84 C SI 91 F SI 92 B FF 92 F CU 78 B CH 86 X CH 87 2-2 ① F8		1 SAFE B SL 89 C SL 89 1 SAFE B CH 85 2-1 ③ CS 1-2	C CU 73 B SI 89 X CH 76 1-1 ① G3		4	0	0	0	0	1	2
23 Michael Brantley, L (1, 10) OBP: 0.391, SLG: 0.476	C FF 92 F SI 93 X SI 93 0-2 ②③ G3-6-1 1-2f		C SI 93 B FF 92 X SI 93 1-1 2-H 1B		C CU 78 F SI 91 B CU 79 F SI 93 S CU 80 1-3 ② K			C CU 74 C SI 89 X CH 79 0-2 40 L8 2B		4	0	2	1	0	1	1
41 Carlos Santana, S (1, 3) OBP: 0.352, SLG: 0.380		B FF 91 B SI 91 B SI 91 B SI 91 4-0 8 2B BB	B SI 92 B CU 79 F CH 86 B SI 92 C CU 78 S CU 80 3-3 ③ K		B SI 93 C CU 79 X SI 92 1-1 ③ L9			C SI 89 B CH 80 B CH 79 C SL 83 B SL 84 D CU 77 4-2 BB		2	1	0	0	2	1	1
8 Lonnie Chisenhall, L (1, 9) OBP: 0.287, SLG: 0.393 40 Jerry Sands, R (8, PH) OBP: 0.297, SLG: 0.382 (8, 9)		B SI 92 X SI 92 1-0 1-H 2B	B FF 92 X CH 85 1-0 ① P3		C SL 88 C FF 94 S FF 93 0-3 ① K			C CH 79 X SI 90 0-1 ② L8 2-3		3 1	0 0	1 0	1 0	0 0	1 0	0 2
10 Yan Gomes, R (1, 2) OBP: 0.264, SLG: 0.377		C SI 93 F SI 93 D SI 93 X CU 78 1-2 ① F8	B SI 91 C CU 77 B SI 91 F SI 91 B SI 93 X SI 92 3-2 ② L3		S FF 94 C FF 94 B SL 91 B CU 82 F CH 85 B SL 90 X SL 88 3-2 ② F9			B SI 90 C SI 90 F CU 76 F SL 84 1 SAFE S SI 91 1-3 ③ K		4	0	0	0	0	1	3
35 Abraham Almonte, S (1, 8) OBP: 0.279, SLG: 0.373		C CU 79 B FF 93 S SI 93 F CU 80 B CU 80 F SI 94 S CU 82 2-3 ② K2-3	F SI 92 B SI 93 B CU 80 B SI 92 B SI 92 4-1 39 1B 11 1B BB		F SL 88 B SL 89 B CU 80 F CH 86 F FF 94 B SL 90 F SL 89 X FF 95 3-2 ③ G3			B CH 77 B CH 77 C SI 88 X CU 76 2-1 ① G6-3		3	1	0	0	1	1	1
39 Gio Urshela, R (1, 5) OBP: 0.276, SLG: 0.338		C SI 93 F CU 79 F CU 81 F SI 94 D SI 94 F CU 81 X CU 80 1-2 ③ P4	1 SAFE C SI 92 B SI 92 1 SAFE X SI 92 1-1 11 1B 1-3 1B				F SL 88 F FF 94 T FF 94 0-2 ① K	C SL 80 S CH 79 B SI 90 X CH 78 1-2 ② L5		4	0	1	0	0	1	1
11 José Ramírez, S (1, 7) OBP: 0.273, SLG: 0.273 4 Mike Aviles, R (7, 7) OBP: 0.281, SLG: 0.313			B FF 92 C SI 92 X SI 92 1-1 ① G3	B CU 80 C CU 79 X SI 94 1-1 1-2 3-H 1B			B FF 93 B SL 90 X FF 94 2-0 ② P5		C CU 74 B SI 90 B CU 76 B SL 82 X SI 89 3-1 ③ F9	3 1	0 0	1 0	1 0	0 0	0 0	0 0
Inning Stats	R: 0 E: 0 K: 1 S: 8 H: 1 LOB: 0 BB: 0 P: 10	R: 1 E: 0 K: 1 S: 15 H: 1 LOB: 1 BB: 1 P: 24	R: 1 E: 0 K: 1 S: 12 H: 2 LOB: 1 BB: 0 P: 19	R: 1 E: 0 K: 0 S: 14 H: 2 LOB: 2 BB: 1 P: 26	R: 0 E: 0 K: 1 S: 11 H: 0 LOB: 0 BB: 0 P: 15	R: 0 E: 0 K: 1 S: 12 H: 0 LOB: 0 BB: 0 P: 18	R: 0 E: 0 K: 1 S: 7 H: 1 LOB: 0 BB: 0 P: 13	R: 0 E: 0 K: 1 S: 13 H: 1 LOB: 2 BB: 1 P: 19	R: 0 E: 0 K: 0 S: 7 H: 0 LOB: 0 BB: 0 P: 13	1B: 6 2B: 2 3B: 0 HR: 0 SF: 0 SAC: 0 DP: 1 HBP: 0						

PITCHER		IP	WLS	BF	H	R	ER	SO	BB	IBB	HBP	BLK	WP	HR	S	P	ERA	WHIP
47 Iván Nova, R ERA: 3.72	(1, 1)	5.0	L	22	6	3	3	4	2	0	0	0	0	0	60	94	5.40	1.600
43 Adam Warren, R ERA: 3.19	(6, 1)	2.0		6	1	0	0	2	0	0	0	0	0	0	19	31	0.00	0.500
26 Chris Capuano, L ERA: 6.55	(8, 1)	2.0		8	1	0	0	1	1	0	0	0	0	0	20	32	0.00	1.000

PITCHER	IP	WLS	BF	H	R	ER	SO	BB	IBB	HBP	BLK	WP	HR	S	P	ERA	WHIP

TOP

Cleveland Indians @ New York Yankees

Yankee Stadium, Bronx, NY

Thu Aug 20 2015, 7:11 PM - 10:17 PM EDT

Att. 36,129 - Overcast - 79 F

livebaseballscorecards.com

AB	33
R	3
H	8
RBI	3
BB	3
SO	7
LOB	13

WP: 0 PA: 37
PB: 0
SB: 0
CS: 1

Batter	1	2	3	4	5	6	7	8	9	AB	R	H	RBI	BB	SO	LOB
22 Jacoby Ellsbury, L (1, 8) OBP: 0.335, SLG: 0.372	B CH 83 F CH 84 X FC 84 1-1 ① P5		F FF 88 B CU 74 C SI 86 X FF 90 1-2 ② G4-3 1-2 2-3		1 SAFE 1 SAFE F FF 86 1 SAFE B FF 89 T FC 84 1 SAFE X CU 75 1-2 ③ G3			F FC 93 S FC 93 C FC 94 0-3 ② K		4	0	0	0	0	1	4
11 Brett Gardner, L (1, 7) OBP: 0.361, SLG: 0.424	C FF 87 C FF 88 X CU 74 0-2 ② F9		C FC 86 B FF 89 F FF 90 F FF 90 B FC 85 B CH 82 X FF 89 3-2 ③ G4-3			B CH 82 C FF 88 F FC 85 X CU 77 1-2 ① F8		C FC 94 C FC 93 B FC 93 B FC 94 B SL 82 S FC 95 3-3 ③ K		4	0	0	0	0	1	3
13 Alex Rodriguez, R (1, 10) OBP: 0.369, SLG: 0.504	C FF 88 B FC 82 F FF 89 B FF 89 B FF 88 X FC 85 3-2 ③ F9			S CU 73 X FC 83 0-1 HR		B FF 89 C FF 89 B FF 90 T FF 90 F FF 90 C CU 78 2-3 ② K			X FF 96 0-0 1B 34 S 36 1B	4	2	2	1	0	1	0
34 Brian McCann, L (1, 2) OBP: 0.315, SLG: 0.471		B CH 85 C FF 85 X CU 72 1-1 ① G3		B FF 87 B FF 88 C CH 82 S FC 84 X FC 84 2-2 ① G4-1		C FF 90 X FF 90 0-1 ③ P2			F FF 96 C FF 96 F FF 96 C KC 86 0-3 ① 1-2	4	0	0	0	0	1	1
36 Carlos Beltrán, S (1, 9) OBP: 0.334, SLG: 0.476 24 Chris Young, R (9, PR) OBP: 0.312, SLG: 0.471		C FF 86 F CH 82 S FF 88 0-3 ② K		C FF 88 B CU 75 F FF 90 B CU 76 F FF 90 B FC 83 F FF 89 F CH 82 X FF 89 3-2 ② P3			B CH 83 C FF 87 F FF 89 F FF 89 B FC 85 X FC 86 2-2 ① L9		C KC 86 X FF 96 0-1 12 G3-1 33 BB 2-H 1B	4 0	0 0	1 0	1 0	0 0	1 0	0 0
33 Greg Bird, L (1, 3) OBP: 0.348, SLG: 0.619 17 Brendan Ryan, R (9, PR) OBP: 0.295, SLG: 0.386		B FF 88 C FF 89 F FF 90 C FC 85 1-3 ③ K		X FF 89 0-0 ③ L9			B FF 89 C FF 88 F FF 89 T FF 89 1-2 ② K		D KC 86 B FF 95 B FF 95 C FF 94 B FF 95 4-1 12 G3-1 1-2 BB	3 0	0 0	0 0	0 0	1 0	2 0	0 0
12 Chase Headley, S (1, 5) OBP: 0.335, SLG: 0.396			C FC 86 F FC 83 B SI 87 B FC 84 X FF 88 2-2 22 G4-3 2B		C CH 83 X FF 89 0-1 ① F7		C FF 90 B FC 85 X CH 83 1-1 ③ G4-3		B KC 86 B FF 96 F FF 96 F FF 96 F FF 96 X KC 86 2-2 ② G3-1 1-2 2-3	4	0	1	0	0	0	2
18 Didi Gregorius, L (1, 6) OBP: 0.300, SLG: 0.333			B SI 87 S CH 82 F FC 85 B CU 75 T FC 83 2-2 ① K		C FF 89 B FF 90 S CU 75 B CU 77 C FC 85 2-3 ② K			C FC 92 B FC 93 C FC 92 B FC 93 B FC 93 X FC 93 3-2 ① G4-3	B KC 85 S FF 96 X FF 96 1-1 ③ F7	4	0	0	0	0	2	4
14 Stephen Drew, L (1, 4) OBP: 0.263, SLG: 0.386			C FF 87 B CH 82 B FF 88 F FF 87 B FC 84 B CH 81 4-2 22 G4-3 BB		B FF 90 B CH 83 B FF 90 B FF 88 4-0 BB			X FC 93 0-0 1B		1	0	1	0	2	0	0
Inning Stats	R: 0 E: 0 K: 0 S: 8 H: 0 LOB: 0 BB: 0 P: 12	R: 0 E: 0 K: 2 S: 8 H: 0 LOB: 0 BB: 0 P: 10	R: 0 E: 0 K: 1 S: 15 H: 1 LOB: 2 BB: 1 P: 27	R: 1 E: 0 K: 0 S: 12 H: 1 LOB: 0 BB: 0 P: 17	R: 0 E: 0 K: 1 S: 8 H: 0 LOB: 1 BB: 1 P: 15	R: 0 E: 0 K: 1 S: 9 H: 0 LOB: 0 BB: 0 P: 12	R: 0 E: 0 K: 1 S: 9 H: 0 LOB: 0 BB: 0 P: 13	R: 0 E: 0 K: 2 S: 10 H: 1 LOB: 1 BB: 0 P: 16	R: 1 E: 0 K: 1 S: 14 H: 2 LOB: 3 BB: 1 P: 21	1B: 3 2B: 1 3B: 0 HR: 1 SF: 0 SAC: 0 DP: 0 HBP: 0						WP: 0 PB: 0 SB: 1 CS: 0 PA: 35

PITCHER		IP	WLS	BF	H	R	ER	SO	BB	IBB	HBP	BLK	WP	HR	S	P	ERA	WHIP
43 Josh Tomlin, R ERA: 2.03	(1, 1)	7.0	W	25	2	1	1	6	2	0	0	0	0	1	69	106	1.29	0.571
27 Bryan Shaw, R ERA: 2.62	(8, 1)	1.0	H	4	1	0	0	2	0	0	0	0	0	0	10	16	0.00	1.000
37 Cody Allen, R ERA: 4.04	(9, 1)	1.0	S	6	2	1	1	1	1	0	0	0	0	0	14	21	9.00	3.000

PITCHER	IP	WLS	BF	H	R	ER	SO	BB	IBB	HBP	BLK	WP	HR	S	P	ERA	WHIP

BOTTOM

Cleveland Indians @ New York Yankees

Yankee Stadium, Bronx, NY

Thu Aug 20 2015, 7:11 PM - 10:17 PM EDT

Att. 36,129 - Overcast - 79 F

livebaseballscorecards.com

AB	32
R	2
H	5
RBI	2
BB	3
SO	9
LOB	14

Cleveland Indians @ New York Yankees

Yankee Stadium, Bronx, NY

Fri Aug 21 2015, 7:11 PM - 10:50 PM EDT

Att. 35,940 - Clear - 83 F

TOP

livebaseballscorecards.com

Batter	1	2	3	4	5	6	7	8	9	AB	R	H	RBI	BB	SO	LOB
22 Jason Kipnis, L (1, 10) OBP: 0.397, SLG: 0.471	X SL 83 0-0 ① F8		B SI 90 C FF 92 X FS 89 1-1 ② G3		C CU 78 B FS 89 B FS 88 B CU 78 X FS 88 3-1 ② FC4-6 12 E 1-2f 2-3		1 SAFE B FF 91 S SL 85 B FF 91 1 SAFE F FF 92 B CH 80 X FF 91 3-2 ① G5-3 1-2		1 SAFE B FF 96 X FF 97 1-0 23 1B 41 FC5-4 1-3 2B	5	1	1	0	0	0	4
12 Francisco Lindor, S (1, 6) OBP: 0.320, SLG: 0.386	C FF 93 B FC 90 X SL 84 1-1 ② G4-3		S FS 89 B FS 89 S FS 89 F FS 90 B FC 90 X FS 89 2-2 3-H 1B		B CU 76 B SL 85 F FF 94 S FF 91 X FS 90 2-2 E6 1-2 3-H		C FF 90 D CH 80 F CH 81 B FF 92 F FF 92 D CH 83 B FF 93 4-2 23 1B 2-3 BB		F FC 92 F FC 92 F CU 83 B FF 97 D FC 93 S FF 97 2-3 ① K	4	0	1	1	1	1	3
23 Michael Brantley, L (1, 7) OBP: 0.391, SLG: 0.475	F FF 93 B FF 93 F FF 93 X FF 94 1-2 ③ L8		X FF 94 0-0 ③ L5		B FS 90 B FF 91 F FS 88 X FS 89 2-1 ③ G1-3		F FF 92 F FF 92 B CH 82 1 SAFE F CH 81 1 SAFE X FF 92 1-2 1-2 3-H 1B		F FC 92 F SI 96 B FC 93 B FC 90 F FF 97 F FC 91 X FC 90 2-2 41 FC5-4 2-3 3-H 1B	5	0	2	2	0	0	3
41 Carlos Santana, S (1, 3) OBP: 0.350, SLG: 0.385		B FF 92 B SL 83 C FF 92 B FF 92 F FF 92 X FS 89 3-2 ① G3-1		B CU 76 F CU 78 T SI 89 T FC 90 1-2 ① K		B CU 76 B SI 90 B FF 91 C FF 93 F FF 93 X FF 95 3-2 HR	B FF 91 F FF 92 F FF 92 D CH 83 S FF 92 2-3 ② K		F FF 96 X SI 95 0-1 ② FC5-4 40 2B 1-2f 3-H	5	2	1	2	0	2	3
8 Lonnie Chisenhall, L (1, 9) OBP: 0.287, SLG: 0.397 40 Jerry Sands, R (7, PH) OBP: 0.303, SLG: 0.400 (7, 9)		C CU 75 X FS 88 0-1 2B		F FF 92 X FC 90 0-1 ② G4-3		B FF 94 B FS 86 X FF 94 2-0 ① G3	S CH 82 S CH 83 B FF 93 B FF 92 B CH 83 X CH 83 3-2 ③ G4-3		X FF 96 0-0 1-H 2B	3 2	0 0	1 1	0 1	0 0	0 0	0 2
10 Yan Gomes, R (1, 2) OBP: 0.267, SLG: 0.375		C SL 84 H SI 91 1-1 35 G1-6-3 HBP		B FF 92 C FC 91 F SI 92 F FF 94 F SL 86 F FS 89 B SL 85 S FS 90 2-3 ③ K		X FS 90 0-0 35 FC3-6 1B		X FF 94 0-0 ① L8	D FC 91 F SI 96 F CU 84 B SI 96 S FF 96 2-3 ③ K	4	0	1	0	0	2	1
35 Abraham Almonte, S (1, 8) OBP: 0.278, SLG: 0.368		X FS 88 0-0 ② ③ G1-6-3 1-2f			S SL 85 B FC 90 B SL 84 S FS 88 X SL 86 2-2 22 FC4-6 11 BB 12 E 1B	S FS 88 B FS 87 X FS 87 1-1 ② FC3-6 1-2f		S FF 93 C CH 86 B FF 95 C FF 94 1-3 ② K		4	1	1	0	0	1	3
39 Gio Urshela, R (1, 5) OBP: 0.271, SLG: 0.332			B SL 84 X SL 84 1-0 ① G5-3		1 SAFE C SL 84 X SL 84 0-1 ① P4	F FS 88 S FS 87 B SI 92 B FS 86 F FS 88 F FS 88 S SL 85 2-3 ③ K		C FF 94 B CH 88 X FF 93 1-1 ③ F9		4	0	0	0	0	1	2
11 José Ramírez, S (1, 4) OBP: 0.285, SLG: 0.291			C FF 92 B FF 91 B FC 90 B FS 87 X FF 92 3-1 12 1B 3B		B FS 88 F SI 91 B FS 88 F CU 76 D FS 89 F SI 92 B SL 84 4-2 22 FC4-6 1-2 BB		B SL 84 C SL 84 B SI 90 C SL 84 B FS 89 F FS 89 F FS 89 F FF 93 X SL 86 3-2 12 WP 22 G5-3 23 1B 1B		C FF 94 F SI 94 X FF 95 0-2 22 2B 23 1B 1B	3	3	3	0	1	0	0
Inning Stats	R: 0 E: 0 K: 0 S: 6 H: 0 LOB: 0 BB: 0 P: 8	R: 0 E: 0 K: 0 S: 7 H: 1 LOB: 1 BB: 0 P: 11	R: 1 E: 0 K: 0 S: 10 H: 2 LOB: 1 BB: 0 P: 17	R: 0 E: 0 K: 2 S: 11 H: 0 LOB: 0 BB: 0 P: 14	R: 1 E: 1 K: 0 S: 15 H: 1 LOB: 2 BB: 1 P: 28	R: 1 E: 0 K: 1 S: 12 H: 2 LOB: 1 BB: 0 P: 20	R: 1 E: 0 K: 1 S: 22 H: 2 LOB: 2 BB: 1 P: 38	R: 0 E: 0 K: 1 S: 6 H: 0 LOB: 0 BB: 0 P: 8	R: 3 E: 0 K: 2 S: 19 H: 4 LOB: 1 BB: 0 P: 26	1B: 7 2B: 3 3B: 1 HR: 1 SF: 0 SAC: 0 DP: 1 HBP: 1						

AB	39
R	7
H	12
RBI	6
BB	2
SO	7
LOB	21

PITCHER	IP	WLS	BF	H	R	ER	SO	BB	IBB	HBP	BLK	WP	HR	S	P	ERA	WHIP
19 Masahiro Tanaka, R (1, 1) ERA: 3.61	6.0	L	27	7	4	3	3	1	0	1	0	0	1	67	107	4.50	1.333
45 Chasen Shreve, L (7, 1) ERA: 2.01	1.0		5	1	0	0	1	1	0	0	0	1	0	16	29	0.00	2.000
53 Nick Rumbelow, R (8, 1) ERA: 1.35	1.0		3	0	0	0	1	0	0	0	0	0	0	6	8	0.00	0.000
41 Justin Wilson, L (9, 1) ERA: 3.2	1.0		7	4	3	3	2	0	0	0	0	0	0	19	26	27.00	4.000

PITCHER	IP	WLS	BF	H	R	ER	SO	BB	IBB	HBP	BLK	WP	HR	S	P	ERA	WHIP

WP: 1 PB: 0 SB: 0 CS: 0 PA: 42

BOTTOM

Batter	1	2	3	4	5	6	7	8	9	AB	R	H	RBI	BB	SO	LOB
11 Brett Gardner, L (1, 8) (8, 7) OBP: 0.363, SLG: 0.425	C SI 95 B SI 95 X SI 94 1-1 34 S 1B		B FF 95 B CH 88 B FF 94 C SI 93 B FF 94 4-1 12 FC5-6 BB		C CH 87 B CH 88 C FF 94 F CU 84 C FF 95 1-3 ③ K			C FF 89 B CH 85 B FF 90 X FF 90 2-1 12 1B 13 1B 1B	C FF 96 B FF 95 F FF 96 S KC 87 1-3 ② K2-3	4	1	2	0	1	2	0
12 Chase Headley, S (1, 5) OBP: 0.334, SLG: 0.394	1 SAFE F FF 94 F SI 94 F CH 89 F FF 94 B FF 97 B CH 88 1 SAFE 1 SAFE 2-2 F SI 89 X SI 94 F8 ①		C FF 93 1 SAFE S CH 87 X SI 96 0-2 FC5-6 ③ 1-2f			S FF 93 X CH 84 0-1 F8 ①		X FF 94 0-0 13 1B 33 E 1-2 1B	C KC 86 B FF 95 X FF 95 1-1 F8 ③	5	1	1	0	0	0	2
13 Alex Rodriguez, R (1, 10) OBP: 0.368, SLG: 0.501	F FF 96 F SI 94 S CH 88 0-3 K ②			B FF 95 F FF 95 S CU 82 B CU 84 F SI 96 S CU 84 2-3 K ①		C CH 87 C SL 87 B SI 93 F CU 83 B SL 89 X SI 94 2-2 G5-3 ②		B FF 97 B SI 97 S FF 96 B FF 97 X FF 96 3-1 22 BB 33 E 1-2 2-H 1B		4	0	1	1	0	2	1
34 Brian McCann, L (1, 2) OBP: 0.311, SLG: 0.466	C FF 95 1 SAFE F SI 95 D CU 84 B SL 89 F SL 89 F FF 97 B CH 89 F CH 90 3-2 X CH 80 F9 ③ 1-2			F CH 88 B FF 96 C SI 94 S CU 85 1-3 K ②		F CU 82 B FF 93 X CH 88 1-1 F8 ③		C FF 96 X FF 95 0-1 F8 ①		4	0	0	0	0	1	3
36 Carlos Beltrán, S (1, 9) OBP: 0.333, SLG: 0.476		C FF 96 B FF 96 F CH 91 S CH 90 1-3 K ①		X FF 95 0-0 33 1B 2B			C SI 93 F CU 81 F CH 87 B CH 90 F SL 88 F FF 94 S CU 83 1-3 K ①	B SI 95 F SI 94 X FF 95 1-1 F7 ②		4	1	1	0	0	2	2
33 Greg Bird, L (1, 3) OBP: 0.333, SLG: 0.560		F SI 97 C FF 96 B CH 91 S FF 97 1-3 K ②		X SI 95 0-0 2-H 1B			C CH 86 T FF 94 B CH 88 F CH 88 S CH 88 1-3 K ②	F SI 96 F SI 96 F SI 97 B FF 96 B SI 96 X FF 96 2-2 E4 22 BB 1-2 2-H		4	0	1	1	0	2	1
24 Chris Young, R (1, 7) OBP: 0.310, SLG: 0.468 22 Jacoby Ellsbury, L (7, PH) (8, 8) OBP: 0.339, SLG: 0.374		B CH 90 C FF 96 F FF 91 F CU 86 B FF 91 S SI 96 2-3 K ③		B FF 96 B SL 88 X FF 95 2-0 L7 ③			B SI 94 C CH 87 X SL 89 1-1 14 1B 1B	B FF 96 C FF 96 D KC 87 B FF 96 S FF 97 B FF 96 4-2 1-2 2-3 BB		2 1	0 0	0 1	0 0	1 1	1 0	1 0
14 Stephen Drew, L (1, 4) OBP: 0.263, SLG: 0.384			F FF 95 X CH 89 0-1 F8 ①		C FF 93 C SI 94 T CU 83 0-2 K ①		C FF 94 X FF 94 0-1 1-2 1B	B KC 86 X FF 96 1-0 F7 ③		4	0	1	0	0	1	3
17 Brendan Ryan, R (1, 6) OBP: 0.286, SLG: 0.373 18 Didi Gregorius, L (7, PH) (8, 6) OBP: 0.299, SLG: 0.332			C FF 96 F CH 89 F FF 96 X CH 90 0-2 F8 ②		B FF 93 C FF 93 C CH 87 F FF 96 S CU 83 1-3 K ②		F FF 88 C SL 82 S FF 91 0-3 K ③		C FF 95 B KC 87 S FF 96 X FF 96 1-2 G1-3 ①	2 2	0 0	0 0	0 0	0 0	1 1	0 2
Inning Stats	R: 0 H: 1 E: 0 LOB: 1 K: 1 BB: 0 S: 17 P: 23	R: 0 H: 0 E: 0 LOB: 0 K: 3 BB: 0 S: 10 P: 14	R: 0 H: 0 E: 0 LOB: 1 K: 0 BB: 1 S: 10 P: 14	R: 1 H: 2 E: 0 LOB: 1 K: 2 BB: 0 S: 10 P: 15	R: 0 H: 0 E: 0 LOB: 0 K: 3 BB: 0 S: 11 P: 13	R: 0 H: 0 E: 0 LOB: 0 K: 0 BB: 0 S: 9 P: 12	R: 0 H: 2 E: 0 LOB: 2 K: 3 BB: 0 S: 17 P: 20	R: 2 H: 3 E: 1 LOB: 3 K: 0 BB: 1 S: 16 P: 29	R: 0 H: 0 E: 0 LOB: 0 K: 1 BB: 0 S: 8 P: 11	1B: 7 2B: 1 3B: 0 HR: 0		SF: 0 SAC: 0 DP: 0 HBP: 0		WP: 0 PB: 0 SB: 1 CS: 0		PA: 38

PITCHER		IP	WLS	BF	H	R	ER	SO	BB	IBB	HBP	BLK	WP	HR	S	P	ERA	WHIP
59 Carlos Carrasco, R ERA: 3.53	(1, 1)	6.2	W	26	5	1	1	11	1	0	0	0	0	0	81	108	1.35	0.900
57 Kyle Crockett, L ERA: 3.38	(7, 1)	0.1	H	2	1	1	1	1	0	0	0	0	0	0	5	7	27.00	3.000
34 Zach McAllister, R ERA: 3.05	(8, 1)	0.2	H	5	2	1	0	0	0	0	0	0	0	0	11	17	0.00	3.000
37 Cody Allen, R ERA: 3.93	(8, 1)	1.1	S	5	0	0	0	1	1	0	0	0	0	0	11	19	0.00	0.750

PITCHER	IP	WLS	BF	H	R	ER	SO	BB	IBB	HBP	BLK	WP	HR	S	P	ERA	WHIP

Cleveland Indians @ New York Yankees

Yankee Stadium, Bronx, NY

Fri Aug 21 2015, 7:11 PM - 10:50 PM EDT

Att. 35,940 - Clear - 83 F

livebaseballscorecards.com

AB	36
R	3
H	8
RBI	2
BB	2
SO	13
LOB	15

Batter	1	2	3	4	5	6	7	8	9	AB	R	H	RBI	BB	SO	LOB
22 Jason Kipnis, L (1, 4) OBP: 0.396, SLG: 0.468	B FF 93 S FF 95 S FF 96 F FF 96 X FF 97 1-2 ① F7		B CH 87 C FF 95 B FC 92 B FF 96 B FF 96 4-1 12 1B BB		F FF 94 F CH 89 S CH 88 0-3 ② K		C FF 95 S CU 81 B FF 95 S SL 91 1-3 ③ K			3	0	0	0	1	2	0
12 Francisco Lindor, S (1, 6) OBP: 0.327, SLG: 0.408	C FC 91 S FF 97 X FF 96 0-2 HR		B SL 88 C FF 95 X CH 87 1-1 23 FC3-6 1-3 1B		C FF 98 B CH 88 X CH 88 1-1 ③ G4-3			B FF 95 F FF 95 X FF 98 1-1 41 G3-1 8 1B 2B		4	2	3	1	0	0	0
23 Michael Brantley, L (1, 10) OBP: 0.388, SLG: 0.470	F FF 95 B FF 97 X CH 85 1-1 ② F7		C SL 89 B FF 95 D CH 88 S SL 88 1 SAFE X FF 96 2-2 ② FC3-6 1-2f			C FF 92 B CH 87 F FF 94 F FF 96 S CH 88 1-3 ① K		B FF 97 F KC 84 X KC 85 1-1 ① G1-3		4	0	0	0	0	1	3
41 Carlos Santana, S (1, 3) OBP: 0.349, SLG: 0.382	B FF 95 B FF 95 C SL 91 B CH 88 B FF 96 4-1 BB		C FF 95 C SL 91 B FF 96 S FF 97 1-3 ③ K			C FF 94 B FF 97 B FF 95 F FF 96 F SL 89 X FF 98 2-2 ② F9		B FF 98 C KC 85 C KC 85 B KC 87 B KC 87 F FF 99 X FF 98 3-2 ② G3-1 2-3		3	0	0	0	1	1	3
8 Lonnie Chisenhall, L (1, 9) OBP: 0.295, SLG: 0.400	C FF 93 X CH 85 0-1 ③ P5			F FF 94 S FF 95 F FF 97 B FC 91 X FC 92 1-2 1B		B SL 88 S CH 88 C FF 97 B FF 96 B CH 87 B FF 96 4-2 35 BB BB		B FF 97 X FF 98 1-0 3-H 1B		3	0	2	1	1	0	1
35 Abraham Almonte, S (1, 8) OBP: 0.277, SLG: 0.358		C FF 94 B CH 87 B FF 95 B FF 97 F FF 96 F FF 96 C SL 90 3-3 ① K		B SL 88 B FF 96 F FF 96 B SL 89 X FF 96 3-1 ① F8		C SL 88 B FF 95 F FF 94 D CH 87 F FF 96 D SL 88 B FF 95 B FF 94 4-2 55 FC6-4 1-2 BB		S KC 85 C KC 85 B FF 98 C KC 88 1-3 ③ K		3	0	0	0	1	2	2
55 Roberto Pérez, R (1, 2) OBP: 0.344, SLG: 0.377		C FF 95 C SL 89 C FF 96 0-3 ② K		C FF 95 B FF 96 B SL 90 S FF 96 X FF 95 2-2 ② P3		F FF 94 B SL 89 F FC 90 B FF 96 X FF 96 2-2 ③ FC6-4 1-2f			B FF 92 X FF 91 1-0 11 G6-3 1B	4	0	1	0	0	1	3
11 José Ramírez, S (1, 5) OBP: 0.281, SLG: 0.286		C FF 96 X SL 91 0-1 ③ G4-3		B SL 89 F FF 95 F FF 95 F FF 95 C FF 96 1-3 ③ K			C CU 78 B CH 85 C SL 86 F FF 95 X CH 86 1-2 ① G1-3		S FF 93 F SL 83 F SL 84 X SL 83 0-2 ①② G6-3 1-2f	4	0	0	0	0	1	2
4 Mike Aviles, R (1, 7) OBP: 0.276, SLG: 0.307			C FF 95 X FF 96 0-1 ① P3		C SL 88 X SL 90 0-1 ① G5-3		C FF 94 C SL 90 C SL 90 0-3 ② K		C FF 93 X SL 83 0-1 ③ F8	4	0	0	0	0	1	0
Inning Stats	R: 1 E: 0 K: 0 S: 12 H: 1 LOB: 1 BB: 1 P: 18	R: 0 E: 0 K: 2 S: 9 H: 0 LOB: 0 BB: 0 P: 12	R: 0 E: 0 K: 1 S: 11 H: 1 LOB: 2 BB: 1 P: 19	R: 0 E: 0 K: 1 S: 13 H: 1 LOB: 1 BB: 0 P: 20	R: 0 E: 0 K: 1 S: 7 H: 0 LOB: 0 BB: 0 P: 8	R: 0 E: 0 K: 1 S: 17 H: 0 LOB: 2 BB: 2 P: 30	R: 0 E: 0 K: 2 S: 10 H: 0 LOB: 0 BB: 0 P: 12	R: 1 E: 0 K: 1 S: 12 H: 2 LOB: 1 BB: 0 P: 19	R: 0 E: 0 K: 0 S: 7 H: 1 LOB: 0 BB: 0 P: 8	1B: 4 2B: 1 3B: 0 HR: 1 SF: 0 SAC: 0 DP: 1 HBP: 0						

PITCHER		IP	WLS	BF	H	R	ER	SO	BB	IBB	HBP	BLK	WP	HR	S	P	ERA	WHIP
40 Luis Severino, R ERA: 2.74	(1, 1)	6.0	W	25	3	1	1	6	4	0	0	0	0	1	69	107	1.50	1.167
43 Adam Warren, R ERA: 3.16	(7, 1)	1.0		3	0	0	0	2	0	0	0	0	0	0	10	12	0.00	0.000
68 Dellin Betances, R ERA: 1.25	(8, 1)	1.0		5	2	1	1	1	0	0	0	0	0	0	12	19	9.00	2.000
48 Andrew Miller, L ERA: 2.03	(9, 1)	1.0		3	1	0	0	0	0	0	0	0	0	0	7	8	0.00	1.000

PITCHER	IP	WLS	BF	H	R	ER	SO	BB	IBB	HBP	BLK	WP	HR	S	P	ERA	WHIP

TOP

Cleveland Indians @ New York Yankees

Yankee Stadium, Bronx, NY

Sat Aug 22 2015, 1:13 PM - 4:04 PM EDT

Att. 47,031 - Sunny - 80 F

livebaseballscorecards.com

AB	32
R	2
H	6
RBI	2
BB	4
SO	9
LOB	14

Batter	1	2	3	4	5	6	7	8	9	AB	R	H	RBI	BB	SO	LOB
22 Jacoby Ellsbury, L (1, 8) OBP: 0.340, SLG: 0.375	C FF 93 B SI 92 F FF 93 X FF 96 1-2 11 HR 1B	F FF 96 B FF 95 X FF 95 1-1 E1 36 SF7 1-2 3-H		F FF 95 B CH 86 F SL 85 B FF 95 S CH 85 2-3 K ②			C SI 92 X CH 84 0-1 G5-3 ①	F SI 92 B SI 92 F SI 92 F CU 85 X SI 91 1-2 ③ 2-H 1B		5	1	2	1	0	1	1
11 Brett Gardner, L (1, 7) OBP: 0.362, SLG: 0.430	1 SAFE B FF 93 C FF 93 X FF 92 1-1 1-H HR	X FF 95 0-0 ① F8 2-3		F FF 96 B CU 80 S CH 85 S CH 86 1-3 K ③			B SI 92 F SI 92 B SL 83 F SI 92 B SL 81 S SI 92 3-3 K ②			4	1	1	2	0	2	2
36 Carlos Beltrán, S (1, 9) OBP: 0.332, SLG: 0.475 24 Chris Young, R (7, PR) OBP: 0.310, SLG: 0.468 (8, 9)	B FF 95 C FF 95 C CH 85 B CH 86 F FF 96 X SI 95 2-2 ① G6-3	F FF 96 1 SAFE F FF 94 X FF 96 0-2 ② SF7 1-2 3-H			B CU 80 C CH 84 F SI 95 F FF 96 X CH 86 1-2 ① G6-3		X SI 92 0-0 34 1B 1B			3 0	0 0	1 0	1 0	0 0	0 0	0 0
34 Brian McCann, L (1, 10) OBP: 0.313, SLG: 0.475	C FF 96 X SI 95 0-1 HR	B CH 86 C FF 95 B FF 95 F SI 95 S CH 86 2-3 ③ K			C CH 85 B CH 86 S CH 85 S CH 86 1-3 ② K		B SI 91 B SI 92 F SI 94 X SI 90 2-1 1-2 1B			4	1	2	1	0	2	1
33 Greg Bird, L (1, 3) OBP: 0.323, SLG: 0.517	B CU 77 F FF 95 B CH 84 F CH 84 B CH 86 X FF 96 3-2 ② F8	C FF 94 B SI 93 F SI 94 B CU 80 F CH 85 X FF 95 2-2 ① P6			B FF 95 B FF 96 X FF 96 2-0 1B		C SL 82 D SL 82 F SI 92 F SL 83 S SI 93 1-3 ③ K			4	0	1	0	0	1	2
12 Chase Headley, S (1, 5) OBP: 0.333, SLG: 0.392	C FF 96 B SI 96 B FF 95 S FF 95 F FF 96 B CH 86 F FF 95 X FF 95 3-2 1B	B FF 94 S CH 84 X FF 95 1-1 ② F7			B FF 96 C FF 97 X FF 98 1-1 ③ G1-3			C SI 94 B CU 85 X CU 83 1-1 ① G4-3		4	0	1	0	0	0	1
18 Didi Gregorius, L (1, 6) OBP: 0.301, SLG: 0.338	S FF 94 S FF 96 F FF 96 X FF 96 0-2 ③ F7	S CH 84 B CH 83 B FF 95 X FF 94 2-1 2B				B FF 96 B FF 97 F FF 96 X FF 97 2-1 ① L8		B SI 93 B CU 84 B SI 93 C SI 91 C SI 92 X SI 93 3-2 14 1B 66 SF9 2B		4	1	2	0	0	0	1
14 Stephen Drew, L (1, 4) OBP: 0.266, SLG: 0.385		C FF 95 F CH 84 B CH 85 X CH 87 1-2 66 1B 22 E 1B	B SI 93 B FF 94 F FF 93 F FF 94 D CH 85 S CH 84 3-3 ③ K			F FF 97 B CH 89 S CH 90 X FF 99 1-2 ② G6-3		X CU 83 0-0 66 E 22 1B 2-3 1B		4	1	2	0	0	1	1
66 John Ryan Murphy, R (1, 2) OBP: 0.310, SLG: 0.379		F FF 94 B FF 95 C FF 95 F SI 96 F CH 86 X FF 94 1-2 11 F8 22 E 36 SF7 1-3 1B		F FF 94 B FF 94 F SI 94 B SL 85 S CH 84 2-3 ① K		S FF 98 B FF 94 F FF 98 C SL 88 1-3 ③ K		F SI 91 X SI 93 0-1 ② SF9 1-2 3-H		3	1	1	1	0	2	0
Inning Stats	R: 3 E: 0 K: 0 S: 23 H: 4 LOB: 1 BB: 0 P: 33	R: 2 E: 1 K: 1 S: 17 H: 2 LOB: 1 BB: 0 P: 22	R: 0 E: 0 K: 1 S: 11 H: 1 LOB: 1 BB: 0 P: 19	R: 0 E: 0 K: 3 S: 9 H: 0 LOB: 0 BB: 0 P: 14	R: 0 E: 0 K: 1 S: 10 H: 1 LOB: 1 BB: 0 P: 15	R: 0 E: 0 K: 1 S: 8 H: 0 LOB: 0 BB: 0 P: 12	R: 0 E: 0 K: 2 S: 12 H: 2 LOB: 2 BB: 0 P: 18	R: 1 E: 1 K: 0 S: 12 H: 3 LOB: 2 BB: 0 P: 17		1B: 9 2B: 2 3B: 0 HR: 2 SF: 2 SAC: 0 DP: 0 HBP: 0				WP: 0 PB: 0 SB: 0 CS: 0 PA: 37	

PITCHER		IP	WLS	BF	H	R	ER	SO	BB	IBB	HBP	BLK	WP	HR	S	P	ERA	WHIP
31 Danny Salazar, R ERA: 3.3	(1, 1)	4.2	L	23	8	5	4	6	0	0	0	0	0	2	68	100	7.71	1.714
49 Austin Adams, R ERA: 3.76	(5, 1)	1.1		4	0	0	0	1	0	0	0	0	0	0	10	15	0.00	0.000
54 Ryan Webb, R ERA: 2.4	(7, 1)	1.0		5	2	0	0	2	0	0	0	0	0	0	12	18	0.00	2.000
53 Jeff Manship, R ERA: 1.57	(8, 1)	1.0		5	3	1	1	0	0	0	0	0	0	0	12	17	9.00	3.000

PITCHER	IP	WLS	BF	H	R	ER	SO	BB	IBB	HBP	BLK	WP	HR	S	P	ERA	WHIP

BOTTOM

Cleveland Indians @ New York Yankees

Yankee Stadium, Bronx, NY

Sat Aug 22 2015, 1:13 PM - 4:04 PM EDT

Att. 47,031 - Sunny - 80 F

livebaseballscorecards.com

AB	35
R	6
H	13
RBI	6
BB	0
SO	9
LOB	9

Batter	1	2	3	4	5	6	7	8	9	AB	R	H	RBI	BB	SO	LOB
12 Francisco Lindor, S (1, 6) OBP: 0.332, SLG: 0.424	B SI 87 B SI 88 C SI 87 X FF 89 2-1 ① P4	L FF 90 X SI 89 0-1 4 G5-4-3 1-2 1B	D FF 93 B FF 93 B FF 93 C FF 93 X FF 90 3-1 ②③ G4-6-3 1-2f	X FF 95 0-0 23 BB 1B	B FF 97 C FF 96 C FF 96 B SV 87 B SV 87 X FF 96 3-2 ① 1-2 HR				5	1	3	1	0	0	1
4 Mike Aviles, R (1, 4) OBP: 0.275, SLG: 0.309 (8, 5)	B SL 77 C SL 78 F SI 89 B CH 83 X SI 89 2-2 41 HR 2B	F CH 82 X SI 90 0-1 ②③ G5-4-3 1-2f		C FF 93 B CU 81 B CU 80 X FF 92 2-1 E5 23 1B 41 F7-2	C FF 96 1 SAFE 1 SAFE B SL 87 F FF 94 F FF 95 1 SAFE B SL 82 S FF 94 2-3 ② K		C KC 84 T FF 98 B FF 99 S KC 85 1-3 ② K		5	1	1	0	0	2	4
23 Michael Brantley, L (1, 7) OBP: 0.388, SLG: 0.468	X FF 88 0-0 ② P4		C FF 89 F SI 89 X SL 78 0-2 ① G4-3	B CH 86 B FF 92 C FF 92 1 SAFE X FF 92 2-1 10 BB 41 F7-2 35 BB 1-3 1B	B FF 95 C FF 96 B FF 95 B SL 83 B FF 96 4-1 1-2 BB		C KC 83 B KC 84 F KC 84 B FF 97 F KC 84 F FF 98 F FF 98 F KC 86 S KC 85 2-3 ③ K		4	1	1	0	1	1	2
41 Carlos Santana, S (1, 3) OBP: 0.350, SLG: 0.388	B SI 89 C SL 76 X FF 88 1-1 2-H HR		B SI 89 B SL 79 B CH 83 C FF 89 F SI 91 F FF 90 F SL 80 B CH 82 4-2 9 BB	C FF 93 B CH 84 B FF 93 B FF 92 X FF 92 3-1 ①② F7-2 1-2 3-H	B FF 95 B SL 82 B SL 86 C FF 94 X FF 95 3-1 ③ G4-3			C SI 94 B SI 92 C SI 94 X FF 96 1-2 ① P4	4	1	1	2	1	0	4
9 Ryan Raburn, R (1, 10) OBP: 0.361, SLG: 0.493 22 Jason Kipnis, L (5, PH) OBP: 0.398, SLG: 0.467 (5, 10)	X SI 90 0-0 10 BB 1B		F FF 90 D CH 83 B FF 91 B FF 90 C SL 79 B FF 90 4-2 1-2 BB	I IN 65 I IN 65 I IN 62 I IN 61 4-0 35 BB 10 BB IBB		B FF 94 X FF 94 1-0 ① G4-3		B SI 96 B SI 95 B FC 91 B SI 96 4-0 10 G4-3 BB	1 1	0 0	1 0	0 0	1 2	0 0	0 0
10 Yan Gomes, R (1, 2) OBP: 0.269, SLG: 0.370	B FF 89 B FF 89 B SL 77 B SI 88 4-0 1-2 BB		D CH 82 F SI 88 T FF 90 D SL 79 S FF 91 2-3 ② K	C SL 83 F FF 94 D SL 86 D SL 85 B FF 97 B SL 84 4-2 35 BB 1-2 2-3 BB		X FF 96 0-0 ② L4		F SI 95 F SI 92 X FC 92 0-2 ②③ G4-3 1-2f	3	0	0	0	2	1	3
35 Abraham Almonte, S (1, 8) OBP: 0.285, SLG: 0.375	D CH 82 B SI 88 X FF 88 2-0 ③ G6-3		B CH 82 F FF 91 X CH 86 1-1 ③ P4	B SL 83 B SL 81 F FF 97 B FF 96 B FF 96 4-1 1-2 2-3 3-H BB		C SL 83 F FF 95 B FF 96 X SL 84 1-2 3B			3	0	1	1	1	0	4
40 Jerry Sands, R (1, 9) OBP: 0.288, SLG: 0.378		C SI 90 X FF 90 0-1 ① P3		B FF 92 F FF 93 B CU 80 C FF 92 B CH 86 X FF 91 3-2 ① G5-3	B SL 84 X FF 96 1-0 ③ L8		B FF 92 F CH 83 S CH 82 T CH 84 1-2 ③ K		4	0	0	0	0	1	4
39 Gio Urshela, R (1, 5) OBP: 0.280, SLG: 0.333 11 José Ramírez, S (8, PR) OBP: 0.281, SLG: 0.286 (8, 4)		C FF 90 B FF 90 B SI 84 B CH 84 F CH 83 B FF 90 4-2 12 1B BB		B CU 83 F FF 93 F FF 94 F CH 86 B FF 94 B CH 89 X FF 92 3-2 12 G4-6-3 1B		C FF 95 F FF 94 B FF 95 F SL 85 S SL 84 1-3 ① K		B KC 83 B FF 97 B FF 95 B FF 95 4-0 12 CS BB	2 0	0 0	1 0	0 0	2 0	1 0	0 0
Inning Stats	R: 2 E: 0 K: 0 S: 10 H: 3 LOB: 2 BB: 1 P: 21	R: 0 E: 0 K: 0 S: 8 H: 1 LOB: 1 BB: 1 P: 12	R: 0 E: 0 K: 1 S: 14 H: 0 LOB: 2 BB: 2 P: 25	R: 0 E: 0 K: 0 S: 9 H: 1 LOB: 0 BB: 0 P: 18	R: 1 E: 1 K: 0 S: 10 H: 1 LOB: 3 BB: 3 P: 30	R: 0 E: 0 K: 2 S: 12 H: 1 LOB: 2 BB: 1 P: 22	R: 0 E: 0 K: 1 S: 8 H: 1 LOB: 1 BB: 0 P: 11	R: 1 E: 0 K: 2 S: 13 H: 1 LOB: 1 BB: 1 P: 23	R: 0 E: 0 K: 0 S: 6 H: 0 LOB: 0 BB: 1 P: 11	1B: 5 2B: 2 3B: 1 HR: 2	SF: 0 SAC: 0 DP: 4 HBP: 0					

Cleveland Indians @ New York Yankees

Yankee Stadium, Bronx, NY

Sun Aug 23 2015, 1:14 PM - 4:49 PM EDT

Att. 46,945 - Partly Cloudy - 80 F

TOP

livebaseballscorecards.com

AB	32
R	4
H	9
RBI	4
BB	10
SO	6
LOB	22

WP: 0 PB: 0 SB: 0 CS: 1 PA: 42

PITCHER		IP	WLS	BF	H	R	ER	SO	BB	IBB	HBP	BLK	WP	HR	S	P	ERA	WHIP
52 CC Sabathia, L ERA: 5.27	(1, 1)	2.2		15	4	2	2	1	4	0	0	0	0	1	30	55	6.75	3.000
53 Nick Rumbelow, R ERA: 2.08	(3, 1)	2.0		8	2	1	1	0	0	1	0	0	0	0	17	38	4.50	1.000
57 Branden Pinder, R ERA: 2.79	(5, 1)	2.0		11	2	0	0	2	3	0	0	0	0	0	21	42	0.00	2.500
45 Chasen Shreve, L ERA: 1.99	(7, 1)	0.1		1	0	0	0	1	0	0	0	0	0	0	3	4	0.00	0.000
68 Dellin Betances, R ERA: 1.36	(8, 1)	1.0	L	4	1	1	1	2	1	0	0	0	0	1	13	23	9.00	2.000

PITCHER		IP	WLS	BF	H	R	ER	SO	BB	IBB	HBP	BLK	WP	HR	S	P	ERA	WHIP
41 Justin Wilson, L ERA: 3.13	(9, 1)	1.0		3	0	0	0	0	1	0	0	0	0	0	6	11	0.00	1.000

Cleveland Indians @ New York Yankees

Yankee Stadium, Bronx, NY

Sun Aug 23 2015, 1:14 PM - 4:49 PM EDT

Att. 46,945 - Partly Cloudy - 80 F

livebaseballscorecards.com

BOTTOM

Batter	1	2	3	4	5	6	7	8	9	AB	R	H	RBI	BB	SO	LOB
22 Jacoby Ellsbury, L (1, 8) OBP: 0.341, SLG: 0.378	C FF 91 X SI 90 0-1 ① L7		B FF 90 F FC 84 X CH 84 1-1 ① 36 F9 / 34 E / 11 S 1B		X FF 92 0-0 ② G3-1		B FF 90 S FF 90 X SL 81 1-1 1-3 36 2B 2B		B FF 96 B FF 96 B FF 96 C FF 96 S FF 96 C FF 97 3-3 ② K	5	2	2	0	0	1	0
11 Brett Gardner, L (1, 7) OBP: 0.365, SLG: 0.428	B FF 91 B CH 84 B SI 92 B SI 92 4-0 34 E BB		1 SAFE B FF 90 C FC 83 C CH 84 D KC 77 B SI 92 F FF 94 B SI 93 4-2 ② 34 S 1-2 BB		B FF 92 F FF 91 F CH 84 F KC 78 B SI 93 B KC 78 B SI 92 4-2 BB		C FF 90 B FF 92 B FF 92 S FF 91 F FF 93 F SL 84 T FF 92 2-2 ② K		B KC 87 B FF 96 X FF 96 2-0 ③ F7	2	0	0	0	3	1	2
36 Carlos Beltrán, S (1, 9) OBP: 0.332, SLG: 0.475	D CH 84 F FF 92 1 SAFE F FF 92 C KC 75 1-3 ② K		B CH 85 B FF 92 B FF 93 X FF 94 3-0 ① F9 2-3		B KC 73 X FF 92 1-0 ③ P3		B FC 92 B FC 93 C FC 92 X FC 92 2-1 2-H 3-H 2B			4	0	1	2	0	1	4
34 Brian McCann, L (1, 10) OBP: 0.310, SLG: 0.469 (8, 2)	B SI 92 C CH 84 C FF 93 1 SAFE 1 SAFE S KC 76 1-3 ③ K2-3 1-2		B FC 84 F FF 93 1 SAFE B FF 93 F FF 94 C SI 94 2-3 ② K 1-2 3-H			C FF 90 B KC 73 F CH 84 F KC 77 S KC 78 1-3 ① K	C FC 93 X FC 93 0-1 ③ G4-1			4	0	0	0	0	3	3
33 Greg Bird, L (1, 3) OBP: 0.314, SLG: 0.485		C SI 92 B FC 86 B CH 84 X FF 92 2-1 ① G4-3	C FF 94 F FC 86 B KC 77 C SI 93 1-3 ③ K			X FF 92 0-0 1B		X FC 92 0-0 ① F7		4	0	1	0	0	1	1
12 Chase Headley, S (1, 5) OBP: 0.333, SLG: 0.391		C FF 92 S FC 86 B KC 76 B FF 93 F KC 78 B FC 85 C SI 93 3-3 ② K		B SI 92 C CH 84 C CU 74 X KC 76 1-2 ① L8		F FC 82 X FC 84 0-1 ② P6		B FC 91 C FC 92 X SL 80 1-1 1B		4	0	1	0	0	1	1
18 Didi Gregorius, L (1, 6) OBP: 0.300, SLG: 0.336		B FF 92 B CH 85 F FF 92 F FF 93 B KC 77 F SI 93 F FF 94 B CH 85 4-2 14 BB BB		B FC 84 X FF 92 1-0 ② G4-3		B FF 91 X CH 84 1-0 ③ G5-3		B FC 92 F FC 91 B FC 91 S FC 92 F FC 94 F FC 93 B FC 93 F FC 93 F FC 92 3-2 ② F FC 83 F FC 93 X FC 92 F9		3	0	0	0	1	0	2
14 Stephen Drew, L (1, 4) OBP: 0.268, SLG: 0.383		B FF 92 B FF 92 B FF 93 B SI 93 4-0 1-2 BB		X FF 92 0-0 ③ P5			C FF 90 C KC 74 F KC 76 B KC 78 B SI 93 B CH 85 F FF 93 F FF 95 B SI 94 4-2 22 2B 36 2B BB	C KC 85 C KC 86 S KC 87 0-3 ③ K		2	1	0	0	2	1	1
66 John Ryan Murphy, R (1, 2) OBP: 0.305, SLG: 0.373 13 Alex Rodriguez, R (7, PH) OBP: 0.367, SLG: 0.500 68 Dellin Betances, R (8, 1) 41 Justin Wilson, L (9, 1) 24 Chris Young, R (9, PH) OBP: 0.309, SLG: 0.466		C FC 83 X FC 82 0-1 ③ F8			B FF 90 F FF 90 B SI 91 B FC 84 X FF 92 3-1 ① G4-3		F FF 93 B FF 93 B FC 85 B FF 94 C FC 83 S FF 95 3-3 ① K		C FF 96 S KC 88 S KC 88 0-3 ① K	2 1 0 0 1	0 0 0 0 0	0 0 0 0 0	0 0 0 0 0	0 0 0 0 1	0 1 0 0 0	2 1 0 0 0
Inning Stats	R: 0 E: 1 K: 2 S: 8 H: 0 LOB: 1 BB: 1 P: 14	R: 0 E: 0 K: 1 S: 12 H: 0 LOB: 2 BB: 2 P: 25	R: 1 E: 0 K: 2 S: 12 H: 1 LOB: 1 BB: 1 P: 23	R: 0 E: 0 K: 0 S: 5 H: 0 LOB: 0 BB: 0 P: 7	R: 0 E: 0 K: 0 S: 7 H: 0 LOB: 1 BB: 1 P: 15	R: 0 E: 0 K: 1 S: 8 H: 1 LOB: 1 BB: 0 P: 10	R: 2 E: 0 K: 2 S: 19 H: 2 LOB: 1 BB: 1 P: 31	R: 0 E: 0 K: 1 S: 15 H: 1 LOB: 1 BB: 0 P: 19	R: 0 E: 0 K: 2 S: 7 H: 0 LOB: 0 BB: 0 P: 12	1B: 3 2B: 2 3B: 0 HR: 0 SF: 0 SAC: 0 DP: 0 HBP: 0			WP: 0 PB: 0 SB: 2 CS: 0	PA: 38		

	AB	32
	R	3
	H	5
	RBI	2
	BB	6
	SO	11
	LOB	17

PITCHER		IP	WLS	BF	H	R	ER	SO	BB	IBB	HBP	BLK	WP	HR	S	P	ERA	WHIP
47 Trevor Bauer, R ERA: 4.48	(1, 1)	6.1		27	2	2	1	7	6	0	0	0	0	0	60	109	1.42	1.263
57 Kyle Crockett, L ERA: 4.09	(7, 1)	0.1	H	2	1	0	0	1	0	0	0	0	0	0	7	10	0.00	3.000
27 Bryan Shaw, R ERA: 2.56	(7, 1)	1.0	W	5	2	1	1	0	0	0	0	0	0	0	16	22	9.00	2.000
37 Cody Allen, R ERA: 3.83	(8, 1)	1.1	S	4	0	0	0	3	0	0	0	0	0	0	10	15	0.00	0.000

PITCHER	IP	WLS	BF	H	R	ER	SO	BB	IBB	HBP	BLK	WP	HR	S	P	ERA	WHIP

Batter	1	2	3	4	5	6	7	8	9	AB	R	H	RBI	BB	SO	LOB
22 Jason Kipnis, L (1, 4) OBP: 0.396, SLG: 0.465	X FF 93 0-0 ① G4-3			B FF 92 C FF 92 B FF 94 B FC 86 X FC 86 3-1 23 L8 12 BB 1B		C FC 88 S CU 76 S FC 88 0-3 ③ K			C FF 93 C FF 94 B FC 88 S FC 90 1-3 ① K	4	0	1	0	0	2	1
12 Francisco Lindor, S (1, 6) OBP: 0.335, SLG: 0.423	B FF 93 C FF 93 S CU 77 B CU 78 B FC 90 F FF 93 T FC 88 3-2 ② K			B FF 92 C SI 92 B FF 93 F FC 89 B FF 94 F FC 88 B FC 88 4-2 41 G4-6-3 1-2 BB			S CU 74 C CU 76 F CU 77 B FF 92 B FF 93 S CH 85 2-3 ① K		X CH 85 0-0 41 E 41 1B 1-2 1B	3	0	1	0	1	2	0
23 Michael Brantley, L (1, 7) OBP: 0.387, SLG: 0.466	C FF 93 S SI 92 X FC 89 0-2 ③ G6-3			C CU 74 X FC 89 0-1 ① L8 2-3			X FF 93 0-0 41 G4-6-3 1B		C FF 94 F FC 89 F CU 78 B FC 89 D CU 79 S FF 94 2-3 ② K	4	0	1	0	0	1	4
41 Carlos Santana, S (1, 3) OBP: 0.351, SLG: 0.388		C FF 92 F CU 76 H SI 93 1-2 4 G5-4-3 HBP		B SI 93 B CH 85 X SI 93 2-0 ②③ G4-6-3 1-2f			B FF 94 C SI 90 B FC 89 B CU 73 1 SAFE X SI 91 3-1 ②③ G4-6-3 1-2f		C FF 94 X CU 78 0-1 E7 55 S 1-3 2-H 1B	3	0	1	1	0	0	3
10 Yan Gomes, R (1, 2) OBP: 0.270, SLG: 0.370 11 José Ramírez, S (8, PR) OBP: 0.281, SLG: 0.286 55 Roberto Pérez, R (8, 2) OBP: 0.342, SLG: 0.374		X FF 93 0-0 ① P4			C FF 92 B FC 89 B CH 86 X SI 91 2-1 ① G5-3			B FF 92 F FF 92 S CU 75 B FC 89 X FC 89 2-2 4 SH3 1B	F SI 96 B SI 96 F SI 96 B SL 88 B SI 96 X SL 85 3-2 ③ G5-3 1-2	3 0 1	0 0 0	1 0 0	0 0 0	0 0 0	0 0 2	1 0 0
4 Mike Aviles, R (1, 8) OBP: 0.273, SLG: 0.306		B FF 92 X SI 92 1-0 ②③ G5-4-3 1-2f			B FF 93 B FF 92 X SI 90 2-0 ② G6-3			X FF 93 0-0 ① SH3 1-2		2	0	0	0	0	0	1
40 Jerry Sands, R (1, 9) OBP: 0.277, SLG: 0.364			X FF 91 0-0 ① P4		B CU 75 B FF 89 B FF 93 C FF 92 S FC 88 X FC 87 3-2 ③ G4-3			X FC 89 0-0 ② G6-3		3	0	0	0	0	0	2
39 Gio Urshela, R (1, 5) OBP: 0.281, SLG: 0.333			C FF 93 X CU 76 0-1 28 B3-6-4 1B			B CU 74 B SI 90 C FF 91 X FF 92 2-1 ① F8		C FF 93 X SI 86 0-1 ③ G6-3		3	0	1	0	0	0	2
28 Corey Kluber, R (1, 1) 57 Kyle Crockett, L (8, 1) 9 Ryan Raburn, R (9, PH) OBP: 0.365, SLG: 0.493 35 Abraham Almonte, S (9, PR) OBP: 0.285, SLG: 0.375 34 Zach McAllister, R (9, 1)			X FF 92 0-0 ②③ B3-6-4 1-2f			C FF 92 F FF 92 B CU 75 S FC 87 1-3 ② K			H CU 75 1-0 12 1B 41 1B HBP	2 0 0 0 0	0 0 0 1 0	0 0 0 0 0	0 0 0 0 0	1 0 0 0 0	1 0 0 0 0	1 0 0 0 0
Inning Stats	R: 0 E: 0 K: 1 S: 8 H: 0 LOB: 0 BB: 0 P: 11	R: 0 E: 0 K: 0 S: 4 H: 0 LOB: 0 BB: 0 P: 6	R: 0 E: 0 K: 0 S: 4 H: 1 LOB: 0 BB: 0 P: 4	R: 0 E: 0 K: 0 S: 8 H: 1 LOB: 1 BB: 1 P: 17	R: 0 E: 0 K: 0 S: 6 H: 0 LOB: 0 BB: 0 P: 13	R: 0 E: 0 K: 2 S: 8 H: 0 LOB: 0 BB: 0 P: 11	R: 0 E: 0 K: 1 S: 7 H: 1 LOB: 0 BB: 0 P: 12	R: 0 E: 0 K: 0 S: 7 H: 1 LOB: 2 BB: 0 P: 9	R: 1 E: 1 K: 2 S: 13 H: 2 LOB: 3 BB: 0 P: 20	1B: 6 2B: 0 3B: 0 HR: 0	SF: 0 SAC: 1 DP: 4 HBP: 2			WP: 0 PB: 0 SB: 1 CS: 0	PA: 32	

PITCHER	IP	WLS	BF	H	R	ER	SO	BB	IBB	HBP	BLK	WP	HR	S	P	ERA	WHIP
34 Jon Lester, L (1, 1) ERA: 3.44	8.2		31	6	1	1	6	1	0	2	0	0	0	62	97	1.04	0.808
56 Héctor Rondón, R (9, 1) ERA: 1.58	0.1	W	1	0	0	0	0	0	0	0	0	0	0	3	6	0.00	0.000

PITCHER	IP	WLS	BF	H	R	ER	SO	BB	IBB	HBP	BLK	WP	HR	S	P	ERA	WHIP

TOP

Cleveland Indians @ Chicago Cubs

Wrigley Field, Chicago, IL

Mon Aug 24 2015, 1:07 PM - 3:44 PM CDT

Att. 36,283 - Partly Cloudy - 73 F

livebaseballscorecards.com

AB	28
R	1
H	6
RBI	1
BB	1
SO	6
LOB	17

Batter	1	2	3	4	5	6	7	8	9	AB	R	H	RBI	BB	SO	LOB
24 Dexter Fowler, S (1, 8) OBP: 0.353, SLG: 0.425	C FF 92 B SI 92 B FF 93 C FF 92 F FF 90 F FF 93 B CU 84 C SI 95 3-3 ① K			C CH 83 C FF 93 S CU 83 0-3 ① K2-3		X FF 92 0-0 ③ P6		S SL 89 S SL 88 F FF 94 D CU 84 D CU 84 H FF 93 3-2 HBP		3	0	0	0	0	2	1
12 Kyle Schwarber, L (1, 7) OBP: 0.373, SLG: 0.558	C FF 94 S CH 86 S FF 94 0-3 ② K			C FF 92 C CU 83 B CU 83 C SL 89 1-3 ② K			B SL 88 C SI 92 S SL 89 S FF 94 1-3 ① K	C FF 89 F FF 92 F FF 91 S FF 91 0-3 ③ K		4	0	0	0	0	4	2
8 Chris Coghlan, L (1, 9) OBP: 0.333, SLG: 0.449	C SI 95 B CU 82 B FF 94 B SI 94 X FF 94 3-1 ③ F7			B SI 92 C SI 93 F CH 86 S CU 83 1-3 ③ K			C CU 81 B SI 93 B FF 93 S SL 90 X FF 94 2-2 44 3B 2B		C FF 94 F FF 93 S FF 95 0-3 ① K	4	1	1	0	0	2	0
44 Anthony Rizzo, L (1, 3) OBP: 0.400, SLG: 0.541		B SI 93 C FF 93 B CH 86 F SI 94 F SI 94 B CU 83 F FF 95 C SL 90 3-3 ① K			F SI 93 B CU 81 C FF 94 X CU 84 1-2 ① G3-1		B FF 92 F SL 88 S CH 85 X FF 94 1-2 2-H 3B		B CU 79 S SI 94 S SI 96 B FF 96 F FF 96 F FF 97 B CU 81 F FF 95 F SI 97 3-2 ② K	4	0	1	1	0	2	0
17 Kris Bryant, R (1, 5) OBP: 0.366, SLG: 0.481		S SI 95 X FF 92 0-1 ② F9			C SL 88 B SL 89 S SI 94 B CU 83 S FF 94 2-3 ② K		C CU 83 X SL 89 0-1 ② G1-3		X CU 80 0-0 HR	4	1	1	1	0	1	1
11 Tommy La Stella, L (1, 4) OBP: 0.111, SLG: 0.111 19 Jonathan Herrera, S (9, 4) OBP: 0.248, SLG: 0.319	C FF 92 B FF 94 B CH 86 B FF 94 S SI 94 F SI 94 S FF 92 3-3 ③ K				C SI 93 B SI 93 X CH 84 1-1 ③ P3		B FF 93 B SI 92 C FF 92 F SL 91 F SI 94 X FF 94 2-2 ③ G4-3			3	0	0	0	0	1	1
										0	0	0	0	0	0	0
13 Starlin Castro, R (1, 6) OBP: 0.273, SLG: 0.306			X FF 92 0-0 ① F9			B SL 88 F FF 93 B CU 81 C SI 93 F SL 88 X SI 94 2-2 ① G5-3		C SL 87 X FF 92 0-1 34 SH3-4 1B		3	0	1	0	0	0	0
3 David Ross, R (1, 2) OBP: 0.290, SLG: 0.273			F FF 93 F SI 93 B SL 89 S SL 89 1-3 ② K			S SL 89 B SI 92 X SL 90 1-1 34 SH3-4 1B		F SI 92 B SL 89 S SL 87 D CU 82 T FF 94 2-2 ① K		3	0	1	0	0	2	1
34 Jon Lester, L (1, 1) OBP: 0.022, SLG: 0.022 56 Héctor Rondón, R (9, 1)			C FF 92 B FF 93 C FF 94 F FF 94 B SL 90 F FF 94 F SI 93 F SL 90 F FF 93 3-2 B FF 93 X SI 93 ③ L7			X FF 91 0-0 ② SH3-4 1-2		B FF 92 L FF 92 B FF 93 X FF 91 2-1 ② SH3-4 1-2		1	0	0	0	0	0	0
										0	0	0	0	0	0	0
Inning Stats	R: 0 E: 0 K: 2 S: 10 H: 0 LOB: 0 BB: 0 P: 16	R: 0 E: 0 K: 2 S: 11 H: 0 LOB: 0 BB: 0 P: 17	R: 0 E: 0 K: 1 S: 12 H: 0 LOB: 0 BB: 0 P: 16	R: 0 E: 0 K: 3 S: 9 H: 0 LOB: 0 BB: 0 P: 11	R: 0 E: 0 K: 1 S: 8 H: 0 LOB: 0 BB: 0 P: 12	R: 0 E: 0 K: 0 S: 8 H: 1 LOB: 1 BB: 0 P: 11	R: 1 E: 0 K: 1 S: 15 H: 2 LOB: 1 BB: 0 P: 21	R: 0 E: 0 K: 2 S: 14 H: 1 LOB: 2 BB: 0 P: 21	R: 1 E: 0 K: 2 S: 12 H: 1 LOB: 0 BB: 0 P: 15	1B: 2 2B: 1 3B: 1 HR: 1 SF: 0 SAC: 2 DP: 0 HBP: 1						WP: 0 PB: 0 SB: 0 CS: 0 PA: 32	

BOTTOM

Cleveland Indians @ Chicago Cubs
Wrigley Field, Chicago, IL
Mon Aug 24 2015, 1:07 PM - 3:44 PM CDT
Att. 36,283 - Partly Cloudy - 73 F

livebaseballscorecards.com

AB	29
R	2
H	5
RBI	2
BB	0
SO	14
LOB	6

PITCHER		IP	WLS	BF	H	R	ER	SO	BB	IBB	HBP	BLK	WP	HR	S	P	ERA	WHIP
28 Corey Kluber, R ERA: 3.43	(1, 1)	7.2		28	4	1	1	11	0	0	1	0	0	0	83	121	1.17	0.522
57 Kyle Crockett, L ERA: 3.97	(8, 1)	0.1		1	0	0	0	1	0	0	0	0	0	0	4	4	0.00	0.000
34 Zach McAllister, R ERA: 3.18	(9, 1)	0.2	L	3	1	1	1	2	0	0	0	0	0	1	12	15	13.50	1.500

PITCHER	IP	WLS	BF	H	R	ER	SO	BB	IBB	HBP	BLK	WP	HR	S	P	ERA	WHIP

Batter	1	2	3	4	5	6	7	8	9	AB	R	H	RBI	BB	SO	LOB
35 Shane Peterson, L (1, 8) OBP: 0.329, SLG: 0.335	C FF 88 C FF 90 X FF 91 0-2 G6-3		X FF 87 0-0 ① F8			S CH 80 C FF 88 F FF 87 B FC 82 X CU 76 1-2 ① G4-3		X SI 91 0-0 ① G5-3 1-2		4	0	0	0	0	0	1
20 Jonathan Lucroy, R (1, 2) OBP: 0.315, SLG: 0.375	B FF 91 C FF 91 S FC 87 B FF 91 X FC 87 2-2 HR		B FF 88 B FF 88 B FF 88 C FF 88 C FF 88 X FF 88 3-2 ② L5			B FF 88 X FF 88 1-0 8 HR 2B		B SI 92 F SI 92 C SL 82 F SL 82 X CH 84 1-2 2-H HR		4	3	3	3	0	0	0
8 Ryan Braun, R (1, 10) OBP: 0.345, SLG: 0.500	F FF 91 B FF 90 X FF 91 1-1 1B		B FF 89 S FC 85 X FF 88 1-1 ③ F7			S CH 81 S CU 75 F FC 83 X FF 88 0-2 2-H HR		C FC 92 F FC 91 X SL 80 0-2 ② L7		4	1	2	2	0	0	0
24 Adam Lind, L (1, 3) OBP: 0.360, SLG: 0.471	1 SAFE 1 SAFE B FF 89 D FF 87 1 SAFE F CH 85 1 SAFE F FC 85 1 SAFE 3-2 ② F FF 89 1 SAFE F CU 75 V SAFE B FC 86 X SI 86 F7			X FC 83 0-0 ① F8		B FC 83 F FF 87 F FC 82 S CU 76 1-3 ② K		B FC 93 X FC 90 1-0 ③ G6-3		4	0	0	0	0	1	1
18 Khris Davis, R (1, 7) OBP: 0.317, SLG: 0.478	B FC 86 1 SAFE B FF 89 1 SAFE X FC 86 2-0 ③ G1-3			C FF 88 F CU 75 B FF 87 F FC 84 F FC 84 S FF 87 1-3 ② K		F FF 88 S CU 77 B CU 78 F CU 76 B FF 88 S FC 84 2-3 ③ K			B KC 84 F FF 95 F FF 95 T KC 85 1-2 ① K	4	0	0	0	0	3	1
2 Scooter Gennett, L (1, 4) OBP: 0.292, SLG: 0.396		C FF 88 B CH 82 F FF 89 S CU 77 1-3 ① K		F FF 89 B CH 85 X CH 82 1-1 ③ G4-3			T SI 90 F SI 92 B CH 84 B SI 92 X SI 92 2-2 ① G4-3		F FF 95 B FF 95 C KC 85 S KC 86 1-3 ② K	4	0	0	0	0	2	0
16 Domingo Santana, R (1, 9) OBP: 0.304, SLG: 0.538		T FF 89 B CU 76 X FF 89 1-1 HR			B FC 82 B FC 83 X FF 87 2-0 ① G4-3		C SI 92 C SL 84 X SL 84 0-2 ② G5-3		S KC 86 B KC 84 B FF 94 S FF 95 C FF 95 2-3 ③ K	4	1	1	1	0	1	0
9 Jean Segura, R (1, 6) OBP: 0.285, SLG: 0.321		C FC 84 F FC 85 B FF 88 S CU 77 1-3 ② K			X FC 82 0-0 ② L7		C CH 84 X SL 83 0-1 ③ G1-3			3	0	0	0	0	1	0
3 Elian Herrera, S (1, 5) OBP: 0.288, SLG: 0.379		B FC 85 B FF 88 B FF 88 C SI 86 F FF 88 F FC 84 F FF 89 F FF 88 S FC 84 3-3 ③ K			B FF 86 C FF 87 C CH 82 C FC 84 1-3 ③ K			C SI 90 X CH 84 0-1 35 G5-3 20 HR 1B		3	1	1	0	0	2	0
Inning Stats	R: 1 E: 0 K: 0 S: 14 H: 2 LOB: 1 BB: 0 P: 22	R: 1 E: 0 K: 3 S: 14 H: 1 LOB: 0 BB: 0 P: 20	R: 0 E: 0 K: 0 S: 6 H: 0 LOB: 0 BB: 0 P: 10	R: 0 E: 0 K: 1 S: 8 H: 0 LOB: 0 BB: 0 P: 10	R: 0 E: 0 K: 1 S: 5 H: 0 LOB: 0 BB: 0 P: 8	R: 2 E: 0 K: 2 S: 16 H: 2 LOB: 0 BB: 0 P: 21	R: 0 E: 0 K: 0 S: 8 H: 0 LOB: 0 BB: 0 P: 10	R: 2 E: 0 K: 0 S: 11 H: 2 LOB: 0 BB: 0 P: 13	R: 0 E: 0 K: 3 S: 9 H: 0 LOB: 0 BB: 0 P: 13	1B: 2 2B: 1 3B: 0 HR: 4 SF: 0 SAC: 0 DP: 0 HBP: 0						

PITCHER		IP	WLS	BF	H	R	ER	SO	BB	IBB	HBP	BLK	WP	HR	S	P	ERA	WHIP
43 Josh Tomlin, R ERA: 3.26	(1, 1)	6.0	W	23	5	4	4	7	0	0	0	0	0	3	63	91	6.00	0.833
54 Ryan Webb, R ERA: 2.74	(7, 1)	1.1		6	2	2	2	0	0	0	0	0	0	1	15	18	13.50	1.500
27 Bryan Shaw, R ERA: 2.53	(8, 1)	0.2	H	2	0	0	0	0	0	0	0	0	0	0	4	5	0.00	0.000
37 Cody Allen, R ERA: 3.76	(9, 1)	1.0		3	0	0	0	3	0	0	0	0	0	0	9	13	0.00	0.000

PITCHER	IP	WLS	BF	H	R	ER	SO	BB	IBB	HBP	BLK	WP	HR	S	P	ERA	WHIP

TOP

Milwaukee Brewers @ Cleveland Indians

Progressive Field, Cleveland, OH

Tue Aug 25 2015, 7:11 PM - 10:05 PM EDT

Att. 11,687 - Overcast - 66 F

livebaseballscorecards.com

AB	34
R	6
H	7
RBI	6
BB	0
SO	10
LOB	3

PA: 34

WP: 0
PB: 0
SB: 0
CS: 0

Batter	1	2	3	4	5	6	7	8	9	AB	R	H	RBI	BB	SO	LOB
22 Jason Kipnis, L (1, 10) OBP: 0.400, SLG: 0.472	B FF 92 C FF 93 B SI 94 X FF 93 2-1 12 SH5-3 41 2B 2B	C SL 76 D SI 94 B FF 93 X FF 92 2-1 12 1B 23 G3-2-5-1 1-3 2-H 2B		B SI 87 B CH 77 C CH 77 B SL 83 C CH 78 F CH 78 F FF 88 B CH 79 4-2 23 HR BB	1 SAFE C CU 75 X CH 79 0-1 12 2B 1-2 3-H 1B			B FF 91 B SL 80 B FF 93 C FF 92 S FF 92 C SL 82 3-3 ① K		4	3	3	2	1	1	0
12 Francisco Lindor, S (1, 6) OBP: 0.341, SLG: 0.433	X SL 75 0-0 ① SH5-3 2-3	B SL 76 C SL 76 X SI 93 1-1 23 G3-2-5-1 2-3 3-H 1B		B CH 76 C SI 87 C SI 88 B SL 82 C SI 87 2-3 ① K	X CU 76 0-0 ③ 1-H 2-H 2B			C FF 92 X FF 92 0-1 23 HR 1B		4	1	3	3	0	1	1
23 Michael Brantley, L (1, 7) OBP: 0.391, SLG: 0.483	B FF 94 D SI 95 B CH 80 C SI 94 D SI 95 4-1 41 2B 8 1B BB	B FF 91 B CH 80 X SI 89 2-0 ①② G3-2-5-1 1-3 3-Hf		F CH 77 1 SAFE B SI 87 1 SAFE F CH 76 1 SAFE B SL 83 F SL 84 X FF 87 2-2 1-H HR		X FF 88 0-0 10 S 1B		X SL 80 0-0 1-H HR		4	3	3	4	1	0	2
41 Carlos Santana, S (1, 3) OBP: 0.350, SLG: 0.388	1 SAFE B CH 80 1 SAFE X SI 93 1-0 8 1B 1-3 3-H 2B	B SL 77 C CH 81 C CH 82 D SL 75 F CH 83 B SL 83 X SL 78 3-2 ③ F8		B SI 89 B CH 79 C SI 88 C SI 88 S CH 78 2-3 ② K		F FF 88 D CH 78 B CH 78 S SL 78 1 SAFE S SL 79 2-3 ① K		B FF 91 B CU 76 X FF 93 2-0 ② G5-3		5	0	1	1	0	2	2
8 Lonnie Chisenhall, L (1, 9) OBP: 0.294, SLG: 0.397 40 Jerry Sands, R (8, PH) OBP: 0.274, SLG: 0.359 (9, 9)	F FF 94 B SI 94 D SL 78 B SL 81 X SI 93 3-1 2-3 3-H 1B		B CH 88 S SI 89 B FF 90 X SI 89 2-1 ① P5	X SI 88 0-0 ③ G4-3		T FF 88 S FF 89 B FF 90 1 SAFE S CH 78 1-3 ② K		C CU 77 B SL 78 X FF 93 1-1 ③ F8		4 1	0 0	1 0	1 0	0 0	1 0	1 0
10 Yan Gomes, R (1, 2) OBP: 0.270, SLG: 0.368	B SI 94 B FF 91 C SL 76 X SL 77 2-1 ② G6-3		B FF 89 C SL 76 B SL 77 F FF 90 B SI 91 X FF 91 3-2 39 BB 1B		C SI 89 C SI 89 B SI 89 B CH 79 F SL 83 F SI 88 X SI 89 2-2 ① G6-3	C FF 87 B CH 80 X SL 79 1-1 ③ L9 1-2				4	0	1	0	0	0	3
35 Abraham Almonte, S (1, 8) OBP: 0.283, SLG: 0.388	F FF 92 F SI 93 B FF 92 S SL 79 1-3 ③ K		B FF 90 B SL 76 X FF 90 2-0 ② F7		X SI 88 0-0 22 1B 3B		F FF 88 X FF 90 0-1 ① P4			4	1	1	0	0	1	3
39 Gio Urshela, R (1, 5) OBP: 0.280, SLG: 0.329		B FF 89 B FF 91 F FF 91 X FF 92 2-1 E6 11 E 22 2B	1 SAFE B CH 89 F FF 90 1 SAFE B FF 91 F SI 91 1 SAFE F SL 76 D SL 77 4-2 D SI 82 1-2 BB		T CH 79 C SI 89 S SI 90 0-3 ② K		F FF 88 F FF 88 X SL 79 0-2 ② G5-3			3	1	0	0	1	1	1
11 José Ramírez, S (1, 4) OBP: 0.280, SLG: 0.283		D FF 90 B SI 90 B SI 91 C SI 90 X SI 90 3-1 FC4 22 2B 12 1B 1-2	B CH 78 C CH 78 C SI 88 B SL 84 X CH 78 2-2 ③ G4-3		B CH 80 B CH 80 B SI 89 C SI 88 B SI 88 4-1 22 1B 12 2B BB		B FF 89 B FF 87 X FF 88 2-0 ③ G1-3			3	2	0	0	1	0	3
Inning Stats	R: 2 E: 0 K: 1 S: 12 H: 3 LOB: 2 BB: 1 P: 25	R: 2 E: 2 K: 0 S: 13 H: 2 LOB: 1 BB: 0 P: 26	R: 0 E: 0 K: 0 S: 12 H: 1 LOB: 2 BB: 1 P: 25	R: 2 E: 0 K: 2 S: 15 H: 1 LOB: 0 BB: 1 P: 25	R: 3 E: 0 K: 1 S: 13 H: 3 LOB: 1 BB: 1 P: 19	R: 0 E: 0 K: 2 S: 9 H: 1 LOB: 1 BB: 0 P: 13	R: 0 E: 0 K: 0 S: 6 H: 0 LOB: 0 BB: 0 P: 8	R: 2 E: 0 K: 1 S: 9 H: 2 LOB: 0 BB: 0 P: 15		1B: 6 2B: 5 3B: 1 HR: 2	SF: 0 SAC: 1 DP: 1 HBP: 0		WP: 0 PB: 0 SB: 1 CS: 0	PA: 41		

PITCHER		IP	WLS	BF	H	R	ER	SO	BB	IBB	HBP	BLK	WP	HR	S	P	ERA	WHIP
38 Wily Peralta, R ERA: 4.55	(1, 1)	2.2	L	17	6	4	2	1	2	0	0	0	0	0	34	71	6.75	3.000
26 Kyle Lohse, R ERA: 6.27	(3, 1)	2.1		12	4	5	5	3	2	0	0	0	0	1	31	49	19.29	2.571
51 Cesar Jimenez, L ERA:	(6, 1)	2.0		7	1	0	0	2	0	0	0	0	0	0	15	21	0.00	0.500
13 Will Smith, L ERA: 2.45	(8, 1)	1.0		5	2	2	2	1	0	0	0	0	0	1	9	15	18.00	2.000

PITCHER	IP	WLS	BF	H	R	ER	SO	BB	IBB	HBP	BLK	WP	HR	S	P	ERA	WHIP

BOTTOM

Milwaukee Brewers @ Cleveland Indians

Progressive Field, Cleveland, OH

Tue Aug 25 2015, 7:11 PM - 10:05 PM EDT

Att. 11,687 - Overcast - 66 F

livebaseballscorecards.com

AB	36
R	11
H	13
RBI	11
BB	4
SO	7
LOB	16

Milwaukee Brewers @ Cleveland Indians

Progressive Field, Cleveland, OH

Wed Aug 26 2015, 7:12 PM - 10:50 PM EDT

Att. 13,052 - Overcast - 64 F

TOP

livebaseballscorecards.com

Batter	1	2	3	4	5	6	7	8	9	AB	R	H	RBI	BB	SO	LOB
2 Scooter Gennett, L (1, 4) OBP: 0.290, SLG: 0.392	F FF 92 B FF 93 S FF 92 B FF 92 S CH 85 2-3 ① **K**		F FF 90 S CU 77 F FF 92 X CH 84 0-2 ② P6		C FF 89 C FF 90 1 SAFE 1 SAFE D SL 81 F FF 91 1 SAFE B FF 90 B FF 89 3-2 X FF 90 **1-2** 1B		F SI 95 F FF 95 B FF 97 F FF 95 F FF 96 S FF 96 1-3 ③ **K**		C KC 84 X FF 94 0-1 ③ F7	5	0	1	0	0	2	3
20 Jonathan Lucroy, R (1, 2) OBP: 0.315, SLG: 0.376	B FF 93 X FF 94 1-0 ② F9		C CH 84 X FF 91 0-1 ③ P6		B SI 92 C CU 82 S CU 84 S CU 84 1-3 ③ **K**			B FC 92 X FC 92 1-0 8 1B 2B		4	0	1	0	0	1	2
8 Ryan Braun, R (1, 10) OBP: 0.346, SLG: 0.499	B FF 94 S CH 84 B FF 92 F CH 84 F FF 93 B FF 94 F CH 85 B FF 94 4-2 BB			F FF 91 B CU 78 X FF 91 1-1 ① L4		F SI 90 X SI 91 0-1 ① G6-3		S SL 79 B FC 91 F SL 80 F FC 93 B FC 92 X SL 82 2-2 16 WP **2-3** 1B		3	0	1	0	1	0	0
24 Adam Lind, L (1, 3) OBP: 0.357, SLG: 0.467	C FF 92 X FF 92 0-1 ③ G1-3			B FF 91 X CH 81 1-0 ② G3-1		C SI 92 B SI 90 B CU 83 F SI 91 F SI 90 B SI 91 X SI 92 3-2 ② G4-3		B FC 93 S FC 93 C FC 94 S FC 93 1-3 ① **K**		4	0	0	0	0	1	3
18 Khris Davis, R (1, 7) OBP: 0.316, SLG: 0.485		B FF 91 B FF 91 C FF 93 X FF 92 2-1 HR		S FC 88 C CH 82 B CH 81 B CH 83 X FF 92 2-2 ③ P2		B CU 83 B CU 83 C SI 92 S CU 83 B CU 84 X SI 91 3-2 ③ F8		B FC 92 S FC 92 F FC 92 C FC 94 1-3 ② **K**		4	1	1	1	0	1	2
16 Domingo Santana, R (1, 9) OBP: 0.300, SLG: 0.509		C FF 92 F CH 84 B CH 83 B FF 92 F CH 84 B FF 91 S CH 84 3-3 ① **K**			C FF 91 F CU 78 X FF 92 0-2 ① F9		C SI 95 B FF 92 B SI 95 B FF 96 F FF 95 B FF 95 4-2 7 F9 3 1B BB	B FC 93 B SL 81 B FC 92 C FC 93 S FC 91 F FC 94 S FC 93 3-3 ③ **K** **1-2**		3	0	0	0	1	2	2
3 Elian Herrera, S (1, 5) OBP: 0.298, SLG: 0.390		F FF 92 F CU 78 B FF 94 B CH 84 S FF 93 2-3 ② **K**			B CH 82 B FF 90 B FF 89 C FF 91 F FF 91 B FF 91 4-2 9 E 7 SF9 9 1B BB		X FF 94 0-0 **1-2** 1B		B FF 94 F FF 94 B KC 85 X FF 95 2-1 2B	3	1	2	0	1	1	0
9 Jean Segura, R (1, 6) OBP: 0.285, SLG: 0.320		C FF 92 B CU 80 F FC 90 B FF 93 F CH 85 F FF 93 B CH 85 F FF 93 S CH 84 3-3 ③ **K**			B FF 89 B FF 91 B FF 91 C FF 91 S FF 90 F FF 91 X FF 91 3-2 E6 2 1B **1-3** 1B		B FF 95 S FF 95 C FF 96 F FF 96 B FF 96 F FF 97 S FF 95 2-3 ① **K**		C FF 95 F FF 95 F KC 85 B KC 86 F FF 94 X FF 94 1-2 ① L9	4	0	1	0	0	2	3
7 Logan Schafer, L (1, 8) OBP: 0.258, SLG: 0.254			B FF 90 X FF 89 1-0 ① L7		C FF 88 B FF 91 B FF 89 X FF 90 2-1 ② SF9 **3-H**		B CU 76 X FF 94 1-0 ② F9 **2-3**		C FF 94 S KC 85 C KC 85 0-3 ② **K**	3	0	0	1	0	1	3

Inning Stats	1	2	3	4	5	6	7	8	9	1B: 4	SF: 1	WP: 1	PA: 37
	R: 0 E: 0 K: 1 S: 10 H: 0 LOB: 1 BB: 1 P: 17	R: 1 E: 0 K: 3 S: 15 H: 1 LOB: 0 BB: 0 P: 25	R: 0 E: 0 K: 0 S: 7 H: 0 LOB: 0 BB: 0 P: 8	R: 0 E: 0 K: 0 S: 6 H: 0 LOB: 0 BB: 0 P: 10	R: 1 E: 1 K: 1 S: 18 H: 2 LOB: 2 BB: 1 P: 31	R: 0 E: 0 K: 0 S: 9 H: 0 LOB: 0 BB: 0 P: 15	R: 0 E: 0 K: 2 S: 15 H: 1 LOB: 2 BB: 1 P: 23	R: 0 E: 0 K: 3 S: 15 H: 2 LOB: 2 BB: 0 P: 23	R: 0 E: 0 K: 1 S: 12 H: 1 LOB: 1 BB: 0 P: 15	2B: 2 3B: 0 HR: 1	SAC: 0 DP: 0 HBP: 0	PB: 0 SB: 0 CS: 0	

PITCHER		IP	WLS	BF	H	R	ER	SO	BB	IBB	HBP	BLK	WP	HR	S	P	ERA	WHIP
56 Cody Anderson, R ERA: 4.3	(1, 1)	4.1		17	2	2	2	4	2	0	0	0	0	1	47	76	4.15	0.923
57 Kyle Crockett, L ERA: 3.86	(5, 1)	0.1		2	1	0	0	0	0	0	0	0	0	0	6	11	0.00	3.000
53 Jeff Manship, R ERA: 1.48	(5, 1)	1.1	W	4	0	0	0	1	0	0	0	0	0	0	12	19	0.00	0.000
34 Zach McAllister, R ERA: 3.12	(7, 1)	1.0	H	5	1	0	0	2	1	0	0	0	0	0	15	23	0.00	2.000
27 Bryan Shaw, R ERA: 2.47	(8, 1)	1.0	H	5	2	0	0	3	0	0	0	0	1	0	15	23	0.00	2.000

PITCHER		IP	WLS	BF	H	R	ER	SO	BB	IBB	HBP	BLK	WP	HR	S	P	ERA	WHIP
37 Cody Allen, R ERA: 3.69	(9, 1)	1.0		4	1	0	0	1	0	0	0	0	0	0	12	15	0.00	1.000

AB	33
R	2
H	7
RBI	2
BB	3
SO	11
LOB	18

Batter	1	2	3	4	5	6	7	8	9	AB	R	H	RBI	BB	SO	LOB
22 Jason Kipnis, L (1, 4) OBP: 0.400, SLG: 0.481	C FF 92 B FF 92 C KC 82 F SL 87 B KC 83 S FF 93 2-3 **K** ①	C KC 83 B FF 92 X SI 94 1-1 **E7** 12 1B 1-H 2-H 3-H 2B		B FF 92 C CH 86 F SL 86 C FF 93 1-3 **K** ①	1 SAFE S CU 74 1 SAFE S FF 90 B FF 91 1 SAFE 1 SAFE B FF 92 B CU 77 3-2 X FF 89 **G3** ③ 1-2			B FF 92 S SL 81 B FF 93 S SL 82 F FF 95 X FF 92 2-2 **HR**		5	1	2	3	0	2	1
12 Francisco Lindor, S (1, 6) OBP: 0.349, SLG: 0.435	B SI 93 B KC 82 C SI 93 B SI 93 B SI 92 4-1 23 S **BB**	S KC 83 X SL 86 0-1 23 S 2-3 **1B**		B FF 93 B CH 84 B SI 93 C SI 92 B SI 92 4-1 23 S 8 1B **BB**		B FF 94 C FF 93 F FF 94 X FF 94 1-2 **G6-3** ①		F FF 92 F SL 79 X SL 82 0-2 23 **G5-4-3** 1B		3	1	2	0	2	0	0
23 Michael Brantley, L (1, 7) OBP: 0.393, SLG: 0.482	1 SAFE 1 SAFE F SI 92 B KC 84 D KC 83 B SI 93 F KC 83 B SI 94 4-2 41 G4-6-3 1-2 **BB**	B KC 82 1 SAFE C SL 83 X SL 87 1-1 **G3** ③ 1-2		1 SAFE 1 SAFE B FF 92 1 SAFE B KC 83 B CH 85 F SI 92 B SL 87 4-1 8 1B 1-2 **BB**		X FF 93 0-0 41 WP **1B**		1 SAFE 1 SAFE B FF 94 X FF 94 1-0 **G5-4-3** ① ② 1-2f		3	0	1	0	2	0	3
41 Carlos Santana, S (1, 10) OBP: 0.348, SLG: 0.386	D KC 85 X SI 93 1-0 **G4-6-3** ② ③ 1-2f		C SI 94 S FF 93 S FF 94 0-3 **K** ①	B CH 79 C CH 80 F FF 90 X CH 83 1-2 **L8** ②		B KC 79 F FF 93 X FF 93 1-1 **P3** ② 1-2		C CU 77 X FF 93 0-1 **1B**		5	0	1	0	0	1	5
8 Lonnie Chisenhall, L (1, 9) OBP: 0.296, SLG: 0.402		C FF 92 S SL 86 B SL 88 S SL 88 1-3 **K** ① X FF 92	0-0 10 G5-3 35 WP **2B**	C CU 72 C FF 92 B FF 93 F CU 77 F FF 92 X CU 75 1-2 1-2 2-H **1B**		C FF 94 D KC 79 C FF 92 1-3 **K** ③		1 SAFE S SL 82 S SL 82 C SL 81 0-3 **K** ③		5	1	2	1	0	3	2
10 Yan Gomes, R (1, 2) OBP: 0.266, SLG: 0.362		B SI 93 C FF 92 X SI 92 1-1 **G6-3** ② B KC 85 F SI 92 F SI 93 X SL 89	1-2 **G5-3** ② 2-3	C CU 73 S FF 91 B FF 91 B FF 90 C FF 91 2-3 **K** ③			B FF 92 C FF 93 C FF 93 X FF 94 1-2 **G6-3** ①			4	0	0	0	0	1	3
35 Abraham Almonte, S (1, 8) OBP: 0.298, SLG: 0.395		B KC 83 X SI 93 1-0 11 BB 40 S 22 2B **1B**	C KC 82 B SL 86 S FF 93 B SL 89 B FF 94 F FF 94 B FF 93 4-2 40 BB 3-H **BB**		X CH 80 0-0 22 S **1B**		B KC 77 C KC 77 F FF 93 F FF 93 B FF 94 B KC 80 X FF 92 3-2 **G4-3** ②			3	1	2	0	1	0	0
40 Jerry Sands, R (1, 3) OBP: 0.295, SLG: 0.363		S KC 83 B SI 93 1 SAFE C FF 93 B SL 87 B KC 84 B KC 84 4-2 11 BB 22 2B 1-2 **BB**	1 SAFE B FF 93 1 SAFE B FF 92 1 SAFE 1 SAFE F FF 92 B SI 92 F FF 92 4-2 B SI 92 1-2 **BB**		B FF 89 1 SAFE B FF 89 C FF 91 C FF 90 S FF 92 2-3 **K** ①		B FF 91 C FF 93 B KC 79 B FF 93 F FF 94 F FF 93 X FF 92 3-2 **1B**		2	1	1	0	2	1	1
11 José Ramírez, S (1, 5) OBP: 0.280, SLG: 0.279 39 Gio Urshela, R (8, 5) OBP: 0.280, SLG: 0.329		B SI 94 B SI 94 B SI 94 C SI 93 B SI 92 4-1 22 2B 22 E 1-2 2-3 **BB**	X SI 93 0-0 **F7** ③		C FF 91 C FF 91 B FF 92 D CH 84 1 SAFE F FF 91 1 SAFE X FF 90 2-2 **F8** ②		D FF 92 F FF 92 T FF 93 B FF 93 F FF 93 B FF 93 X FF 94 3-2 **L9** ③			3 0	1 0	0 0	0 0	1 0	0 0	4 0
Inning Stats	R: 0 E: 0 K: 1 S: 8 H: 0 LOB: 1 BB: 2 P: 19	R: 3 E: 1 K: 1 S: 15 H: 3 LOB: 2 BB: 2 P: 28	R: 1 E: 0 K: 1 S: 13 H: 1 LOB: 2 BB: 2 P: 22	R: 1 E: 0 K: 2 S: 16 H: 1 LOB: 2 BB: 2 P: 29	R: 0 E: 0 K: 1 S: 11 H: 1 LOB: 1 BB: 0 P: 18	R: 0 E: 0 K: 1 S: 9 H: 1 LOB: 1 BB: 0 P: 12	R: 0 E: 0 K: 0 S: 15 H: 1 LOB: 1 BB: 0 P: 25	R: 1 E: 0 K: 1 S: 13 H: 3 LOB: 1 BB: 0 P: 16		1B: 8 2B: 2 3B: 0 HR: 1 SF: 0 SAC: 0 DP: 2 HBP: 0						

PITCHER		IP	WLS	BF	H	R	ER	SO	BB	IBB	HBP	BLK	WP	HR	S	P	ERA	WHIP
52 Jimmy Nelson, R ERA: 3.81	(1, 1)	3.1	L	21	4	5	5	4	8	0	0	0	1	0	41	83	13.50	3.600
37 Tyler Thornburg, R ERA: 3.38	(4, 1)	1.2		7	2	0	0	2	0	0	0	0	0	0	22	33	0.00	1.200
46 Corey Knebel, R ERA: 3.52	(6, 1)	2.0		8	2	0	0	1	0	0	0	0	1	0	24	37	0.00	1.000
13 Will Smith, L ERA: 2.59	(8, 1)	1.0		5	3	1	1	1	0	0	0	0	0	1	13	16	9.00	3.000

PITCHER	IP	WLS	BF	H	R	ER	SO	BB	IBB	HBP	BLK	WP	HR	S	P	ERA	WHIP

BOTTOM

Milwaukee Brewers @ Cleveland Indians

Progressive Field, Cleveland, OH

Wed Aug 26 2015, 7:12 PM - 10:50 PM EDT

Att. 13,052 - Overcast - 64 F

livebaseballscorecards.com

AB	33
R	6
H	11
RBI	4
BB	8
SO	8
LOB	19

WP: 2 PA: 41
PB: 0
SB: 5
CS: 0

Los Angeles Angels @ Cleveland Indians

Progressive Field, Cleveland, OH

Fri Aug 28 2015, 7:12 PM - 9:45 PM EDT

Att. 22,273 - Partly Cloudy - 71 F

TOP

livebaseballscorecards.com

Batter	1	2	3	4	5	6	7	8	9	AB	R	H	RBI	BB	SO	LOB
56 Kole Calhoun, L (1, 9) OBP: 0.321, SLG: 0.431	C FF 90 B FF 92 B CH 83 F SI 91 C SI 92 2-3 ① **K**			F SI 90 X FC 86 0-1 ① **G1-3**		X FF 92 0-0 ① **F9**			C KC 86 X FF 96 0-1 ① **L9**	4	0	0	0	0	1	0
27 Mike Trout, R (1, 8) OBP: 0.393, SLG: 0.575	B FF 93 C FF 91 B FF 92 B FC 85 B FC 92 4-1 19 CS **BB**			C FF 93 X FF 93 0-1 ② **G1-3**		B FC 83 F FF 92 C KC 75 B FF 94 B KC 78 B SI 93 4-2 5 G6-4-3 **BB**			C FF 95 C KC 87 B FF 95 B KC 88 S FF 95 2-3 ② **K**	2	0	0	0	2	1	0
5 Albert Pujols, R (1, 3) OBP: 0.310, SLG: 0.501	C FF 91 B FC 84 F FF 92 C SI 92 1-3 ② **K**			C FC 85 X FC 85 0-1 **2B**		F FF 93 C SI 93 1 SAFE 1 SAFE B FF 95 F KC 78 X SI 93 1-2 ②③ **G6-4-3** **1-2f**			B KC 86 X FF 95 1-0 ③ **F8**	4	0	1	0	0	1	2
19 David Murphy, L (1, 7) OBP: 0.333, SLG: 0.432	1 SAFE B FF 91 1-0 ③ **CS** **1-2**	B FF 90 C FF 90 F FC 84 X SI 91 1-2 ① **F9**		C FF 92 S FC 86 S FC 86 0-3 ③ **K**			B CU 73 F FF 91 X SI 91 1-1 24 G6-3 **1B**			3	0	1	0	0	1	1
24 C.J. Cron, R (1, 10) OBP: 0.307, SLG: 0.441		C FF 91 X FF 92 0-1 ② **G5-3**			B FC 82 C FF 91 B FF 92 X FC 84 2-1 58 G6-4-3 2 1B 41 1B **1B**		D FC 83 F FF 92 X SI 90 1-1 ①② **G6-3** **1-2f**			3	1	1	0	0	0	1
2 Erick Aybar, S (1, 6) OBP: 0.310, SLG: 0.334		X FF 92 0-0 ③ **F7**			X FF 91 0-0 58 G6-4-3 **1-2** **1B**		C FF 91 B FC 86 B CH 83 F FC 85 C SI 92 2-3 ③ **K**			3	0	1	0	0	1	0
58 Carlos Pérez, R (1, 2) OBP: 0.264, SLG: 0.317			C FF 91 F FF 92 B KC 76 B FC 85 B SI 92 F FF 92 B SI 93 4-2 10 G6-4-3 **BB**		F FC 83 B FF 92 D FC 85 X SI 92 2-1 ①② **G6-4-3** **1-2f** **2-3**			B FC 88 C FF 90 X FF 90 1-1 ① **L5**		2	0	0	0	1	0	2
41 Kaleb Cowart, S (1, 5) OBP: 0.219, SLG: 0.276			F FF 92 F CH 86 D KC 76 F SI 93 D KC 76 S FC 85 2-3 ① **K**		F FF 94 D FC 87 F FF 93 D KC 80 D KC 79 X SI 94 3-2 10 S **1B** **3-H**			F SI 90 B FF 90 B CH 83 S FC 84 C FF 94 2-3 ② **K**		3	0	1	1	0	2	1
10 Grant Green, R (1, 4) OBP: 0.229, SLG: 0.206 3 David DeJesus, L (8, PH) OBP: 0.301, SLG: 0.336 32 Ryan Jackson, R (8, 4)			B FF 94 1 SAFE B FF 91 X FC 85 2-0 ②③ **G6-4-3** **1-2f**		B FF 92 F FC 84 T FF 92 D KC 76 C SI 93 2-3 ③ **K** **1-2**			F FF 91 B FC 85 X CH 83 1-1 ③ **F7**		2 1 0	0 0 0	0 0 0	0 0 0	1 0 0	2 0 0	2 0 0

Inning Stats	1	2	3	4	5	6	7	8	9
	R: 0 E: 0 K: 2 S: 7	R: 0 E: 0 K: 0 S: 6	R: 0 E: 0 K: 1 S: 8	R: 0 E: 0 K: 1 S: 9	R: 1 E: 0 K: 1 S: 11	R: 0 E: 0 K: 0 S: 7	R: 0 E: 0 K: 1 S: 7	R: 0 E: 0 K: 1 S: 7	R: 0 E: 0 K: 1 S: 6
	H: 0 LOB: 0 BB: 1 P: 15	H: 0 LOB: 0 BB: 0 P: 7	H: 0 LOB: 0 BB: 1 P: 16	H: 1 LOB: 1 BB: 0 P: 9	H: 3 LOB: 1 BB: 0 P: 20	H: 0 LOB: 0 BB: 1 P: 12	H: 1 LOB: 0 BB: 0 P: 11	H: 0 LOB: 0 BB: 0 P: 11	H: 0 LOB: 0 BB: 0 P: 9

AB	27
R	1
H	5
RBI	1
BB	3
SO	8
LOB	9

		1B: 4	SF: 0	WP: 0	PA: 31
		2B: 1	SAC: 0	PB: 0	
		3B: 0	DP: 4	SB: 1	
		HR: 0	HBP: 0	CS: 1	

PITCHER		IP	WLS	BF	H	R	ER	SO	BB	IBB	HBP	BLK	WP	HR	S	P	ERA	WHIP
47 Trevor Bauer, R ERA: 4.31	(1, 1)	8.0	W	27	5	1	1	7	3	0	0	0	0	0	62	101	1.12	1.000
37 Cody Allen, R ERA: 3.62	(9, 1)	1.0	S	3	0	0	0	1	0	0	0	0	0	0	6	9	0.00	0.000

PITCHER		IP	WLS	BF	H	R	ER	SO	BB	IBB	HBP	BLK	WP	HR	S	P	ERA	WHIP

BOTTOM

Los Angeles Angels @ Cleveland Indians

Progressive Field, Cleveland, OH

Fri Aug 28 2015, 7:12 PM - 9:45 PM EDT

Att. 22,273 - Partly Cloudy - 71 F

livebaseballscorecards.com

Batter	1	2	3	4	5	6	7	8	9	AB	R	H	RBI	BB	SO	LOB
22 Jason Kipnis, L (1, 4) OBP: 0.399, SLG: 0.478	C SI 92 C SI 92 F SI 92 T SI 92 0-2 ① K		C SI 91 F SI 91 B SI 93 F SL 82 S SL 80 1-3 ② K		B SL 78 S SL 76 X SL 78 1-1 ②③ G4-6-3 1-2f		C SI 96 X CU 80 0-1 23 BB 41 1B 2-H 1B			4	1	1	1	0	2	2
12 Francisco Lindor, S (1, 6) OBP: 0.348, SLG: 0.436	B SI 92 X CH 84 1-0 ② L7		C SI 91 B SI 92 B SI 92 X CH 84 2-1 ③ FC6-4 1-2f			M CH 81 X SL 79 0-1 41 FC6-5 2B	B SI 95 X SI 94 1-0 ② F7			4	0	1	0	0	0	2
23 Michael Brantley, L (1, 7) OBP: 0.394, SLG: 0.483	C SI 92 B SI 93 F SI 92 F SI 93 B SI 94 F SL 80 F SI 91 F SI 93 B SI 92 3-2 ③ L7			X SI 91 0-0 10 F8 2B		B SI 91 B SI 89 F SL 78 X SL 77 2-1 ① F7	B SI 95 B SI 96 B SI 95 B SI 94 4-0 41 1B 1-2 BB			3	0	1	0	1	0	1
41 Carlos Santana, S (1, 3) OBP: 0.347, SLG: 0.384		C SI 91 X SI 92 0-1 ① F9		C CH 82 B CH 82 X CH 82 1-1 ① P6		C SI 90 B SI 91 X SI 91 1-1 ② FC6-5 9 1B 2-3	C SL 88 D SL 86 F CH 78 D CH 80 F SL 86 X SI 91 2-2 1-2 2-H 1B			4	0	1	1	0	0	2
9 Ryan Raburn, R (1, 10) OBP: 0.374, SLG: 0.503		C SI 91 X CH 84 0-1 2B		B SI 90 B CH 83 F SI 90 B SI 90 B CH 83 4-1 10 F8 BB		F CH 84 1 SAFE B SL 80 X SI 91 1-1 1-2 1B	D FF 95 T FC 93 S SL 82 S SL 80 1-3 ③ K			3	0	2	0	1	1	2
10 Yan Gomes, R (1, 2) OBP: 0.262, SLG: 0.357		C CH 82 F SI 91 F SL 80 X SL 80 0-2 ② G5-3		X CH 84 0-0 ② F8 1-2 2-3		B SI 91 C SI 90 B CH 84 X SI 91 2-1 ③ F9		C FF 92 S FF 91 B FF 93 X SL 78 1-2 ① F8		4	0	0	0	0	0	5
40 Jerry Sands, R (1, 9) OBP: 0.289, SLG: 0.354 8 Lonnie Chisenhall, L (7, PH) OBP: 0.302, SLG: 0.404 (8, 9)		B SI 91 D SI 91 X CH 83 2-0 ③ G6-3		B SI 91 C SI 91 B SI 91 X SL 78 2-1 ③ G5-3			S SI 96 B SI 96 B SI 96 C SI 96 B SI 96 F SI 95 F SI 96 F SI 96 D CU 80 4-2 11 FC5-6 BB	X SL 83 0-0 11 G6-4-3 1B		2 1	0 0	0 1	0 0	0 1	0 0	3 0
39 Gio Urshela, R (1, 5) OBP: 0.282, SLG: 0.330 11 José Ramírez, S (7, PH) OBP: 0.278, SLG: 0.277 (8, 5)			C SI 90 C SI 90 B SI 91 X SL 81 1-2 12 FC6-4 1B		C CH 82 F SL 76 X SI 92 0-2 ① G6-3		X SI 95 0-0 ① FC5-6 35 2B 1-2f	B FF 89 X SL 84 1-0 ②③ G6-4-3 1-2f		2 2	0 1	1 0	0 0	0 0	0 0	0 2
4 Mike Aviles, R (1, 8) OBP: 0.275, SLG: 0.308 35 Abraham Almonte, S (7, PH) OBP: 0.303, SLG: 0.408 (8, 8)			C SI 90 C SI 90 B SI 91 F SI 90 F CH 82 D CH 83 S SL 79 2-3 ① K		B SI 91 C SI 90 B SI 91 X SI 90 2-1 22 G4-6-3 1B		X SI 95 0-0 22 1B 1-H 2B			2 1	0 1	1 1	0 1	0 0	1 0	1 0
Inning Stats	R: 0 E: 0 K: 1 S: 13 H: 0 LOB: 0 BB: 0 P: 17	R: 0 E: 0 K: 0 S: 9 H: 1 LOB: 1 BB: 0 P: 11	R: 0 E: 0 K: 2 S: 14 H: 1 LOB: 1 BB: 0 P: 20	R: 0 E: 0 K: 0 S: 7 H: 1 LOB: 2 BB: 1 P: 14	R: 0 E: 0 K: 0 S: 7 H: 1 LOB: 0 BB: 0 P: 10	R: 0 E: 0 K: 0 S: 10 H: 2 LOB: 2 BB: 0 P: 16	R: 3 E: 0 K: 1 S: 17 H: 3 LOB: 2 BB: 2 P: 29	R: 0 E: 0 K: 0 S: 5 H: 1 LOB: 0 BB: 0 P: 7		1B: 6 2B: 4 3B: 0 HR: 0	SF: 0 SAC: 0 DP: 2 HBP: 0					

	AB	32
	R	3
	H	10
	RBI	3
	BB	3
	SO	4
	LOB	20

PITCHER		IP	WLS	BF	H	R	ER	SO	BB	IBB	HBP	BLK	WP	HR	S	P	ERA	WHIP
28 Andrew Heaney, L ERA: 3.11	(1, 1)	6.0		24	6	0	0	3	1	0	0	0	0	0	60	88	0.00	1.167
62 Trevor Gott, R ERA: 2.43	(7, 1)	0.2	L	6	2	3	3	0	2	0	0	0	0	0	10	19	40.50	6.000
48 Jose Alvarez, L ERA: 3.81	(7, 1)	0.0		1	1	0	0	0	0	0	0	0	0	0	4	6	∞	∞
68 Cam Bedrosian, R ERA: 5.63	(7, 1)	0.2		2	0	0	0	1	0	0	0	0	0	0	6	8	0.00	0.000
37 Cesár Ramos, L ERA: 2.03	(8, 1)	0.2		2	1	0	0	0	0	0	0	0	0	0	2	3	0.00	1.500

PITCHER	IP	WLS	BF	H	R	ER	SO	BB	IBB	HBP	BLK	WP	HR	S	P	ERA	WHIP

WP: 0	PA: 35				
PB: 0					
SB: 0					
CS: 0					

Batter	1	2	3	4	5	6	7	8	9	AB	R	H	RBI	BB	SO	LOB
56 Kole Calhoun, L (1, 9) OBP: 0.320, SLG: 0.435	X SI 91 0-0 HR		B FF 91 B FF 91 S SL 87 C SI 91 B SL 89 X FF 93 3-2 ① L7		B SL 87 C FF 92 X CU 81 1-1 ① L8		B FF 90 B FF 90 X FF 90 2-0 ② F7		X SI 92 0-0 ③ G1-3	5	1	1	1	0	0	0
27 Mike Trout, R (1, 8) OBP: 0.392, SLG: 0.571	C FF 92 S CU 84 X FF 93 0-2 ① G6-3		X FF 92 0-0 ② L7		B FF 92 S SL 89 X FF 92 1-1 ② F9		C FC 92 F FC 92 B SL 81 B FC 93 B FC 92 B FC 93 4-2 BB			3	0	0	0	1	0	0
5 Albert Pujols, R (1, 3) OBP: 0.308, SLG: 0.497	S FF 93 X SI 94 0-1 ② G4-3		B SL 88 C SL 88 B SI 92 F SL 88 C CU 83 2-3 ③ K		B SI 92 B SL 88 2-2 ③ G5-3		C FC 93 B SL 78 1 SAFE D SL 81 B FC 92 F FC 91 X FC 91 3-2 ③ L9			4	0	0	0	0	1	1
19 David Murphy, L (1, 7) OBP: 0.332, SLG: 0.440	C FF 93 C FF 94 F SL 91 F FF 93 X CU 83 0-2 ③ F7			X FF 90 0-0 HR		C CU 84 F SL 85 X FF 91 0-2 ① L8		C FC 91 X FC 92 0-1 ① G4-3		4	1	1	1	0	0	0
2 Erick Aybar, S (1, 6) OBP: 0.310, SLG: 0.333		B FF 91 F SL 86 X CH 83 1-1 ① G6-3		B SL 87 B SI 91 F FF 90 S SL 89 X SI 92 2-2 41 2B 41 E 1B		L CH 82 F FF 89 B SL 87 S CU 81 1-3 ② K		C FC 91 X SL 80 0-1 ② G6-3		4	1	1	0	0	1	0
24 C.J. Cron, R (1, 10) OBP: 0.314, SLG: 0.447		C SL 88 C SI 93 B FF 92 B CU 83 B SI 92 X SL 87 3-2 2B		B FF 92 F SL 88 X FF 92 1-1 ① F8		C CU 79 B SL 85 B FF 90 B SL 87 S FF 92 F CU 82 B SI 92 4-2 17 BB BB		F FC 92 F FC 90 X FC 92 0-2 1B		3	0	2	0	1	0	1
17 Chris Iannetta, R (1, 2) OBP: 0.291, SLG: 0.321		B SI 93 S SL 88 F FF 93 B SL 89 C FF 93 2-3 ② K		S SL 88 X SL 88 0-1 ② F8		F FF 90 B FF 91 B SL 87 C FF 92 B SI 92 B SL 88 4-2 1-2 BB		D FC 92 X FC 89 1-0 ③ F8		3	0	0	0	1	1	3
41 Kaleb Cowart, S (1, 5) OBP: 0.250, SLG: 0.313		B FF 92 D SL 88 B FF 92 B FF 92 4-0 BB		S FF 92 X SL 87 0-1 E7 1-H 2B		B FF 91 F SL 86 S FF 92 C CU 82 1-3 ③ K			X SI 91 0-0 ① G6-3	3	0	1	0	1	1	2
10 Grant Green, R (1, 4) OBP: 0.216, SLG: 0.194 3 David DeJesus, L (7, PH) OBP: 0.301, SLG: 0.336 18 Shane Victorino, S (7, PH) OBP: 0.299, SLG: 0.291 32 Ryan Jackson, R (7, 4) 58 Carlos Pérez, R (9, PH) OBP: 0.263, SLG: 0.315		F FF 92 B FF 92 S SL 88 S SI 94 1-3 ③ K		B FF 91 C FF 92 S SL 88 S SL 87 1-3 ③ K			F FF 88 B SL 79 X SL 79 1-1 ① L5		B FF 91 C SI 91 C CU 83 B CU 83 B SI 92 F SI 92 S CU 83 3-3 ② K	2 0 1 0 1	0 0 0 0 0	0 0 0 0 0	0 0 0 0 0	0 0 0 0 0	2 0 0 0 0	3 0 0 0 0
Inning Stats	R: 1 E: 0 K: 0 S: 11 H: 1 LOB: 0 BB: 0 P: 11	R: 0 E: 0 K: 2 S: 11 H: 1 LOB: 2 BB: 1 P: 22	R: 0 E: 0 K: 1 S: 7 H: 0 LOB: 0 BB: 0 P: 12	R: 2 E: 1 K: 1 S: 13 H: 3 LOB: 1 BB: 0 P: 17	R: 0 E: 0 K: 0 S: 8 H: 0 LOB: 0 BB: 0 P: 12	R: 0 E: 0 K: 2 S: 14 H: 0 LOB: 2 BB: 2 P: 24	R: 0 E: 0 K: 0 S: 8 H: 0 LOB: 1 BB: 1 P: 18	R: 0 E: 0 K: 0 S: 8 H: 1 LOB: 1 BB: 0 P: 9	R: 0 E: 0 K: 1 S: 6 H: 0 LOB: 0 BB: 0 P: 9	1B: 2 2B: 2 3B: 0 HR: 2 SF: 0 SAC: 0 DP: 0 HBP: 0						

PITCHER		IP	WLS	BF	H	R	ER	SO	BB	IBB	HBP	BLK	WP	HR	S	P	ERA	WHIP
28 Corey Kluber, R ERA: 3.41	(1, 1)	6.0		26	5	3	2	6	3	0	0	0	0	2	64	98	3.00	1.333
57 Kyle Crockett, L ERA: 3.65	(7, 1)	0.2		2	0	0	0	0	0	0	0	0	0	0	3	6	0.00	0.000
27 Bryan Shaw, R ERA: 2.4	(7, 1)	1.1	W	6	1	0	0	0	1	0	0	0	0	0	13	21	0.00	1.500
53 Jeff Manship, R ERA: 1.42	(9, 1)	1.0		3	0	0	0	1	0	0	0	0	0	0	6	9	0.00	0.000

PITCHER	IP	WLS	BF	H	R	ER	SO	BB	IBB	HBP	BLK	WP	HR	S	P	ERA	WHIP

TOP

Los Angeles Angels @ Cleveland Indians

Progressive Field, Cleveland, OH

Sat Aug 29 2015, 7:11 PM - 10:47 PM EDT

Att. 22,843 - Cloudy - 77 F

livebaseballscorecards.com

AB	33
R	3
H	6
RBI	2
BB	4
SO	7
LOB	10

1B: 2 SF: 0
2B: 2 SAC: 0
3B: 0 DP: 0
HR: 2 HBP: 0

WP: 0 PA: 37
PB: 0
SB: 0
CS: 0

BOTTOM

Los Angeles Angels @ Cleveland Indians

Progressive Field, Cleveland, OH

Sat Aug 29 2015, 7:11 PM - 10:47 PM EDT

Att. 22,843 - Cloudy - 77 F

livebaseballscorecards.com

Batter	1	2	3	4	5	6	7	8	9	AB	R	H	RBI	BB	SO	LOB
22 Jason Kipnis, L (1, 10) OBP: 0.395, SLG: 0.473	B FC 94 C FF 95 S FF 95 X CU 79 1-2 G3 ①		S SL 87 X CU 78 0-1 G4-3 ①		C SL 87 S SL 88 B FC 94 B FC 94 B SL 86 X SL 87 3-2 P5 ①		C FF 95 B SL 88 F SL 86 B CU 82 S SL 87 2-3 K ③	C FF 93 B CH 88 F FF 93 F SL 78 F FF 94 X SL 81 1-2 L9 ③		5	0	0	0	0	1	1
12 Francisco Lindor, S (1, 6) OBP: 0.350, SLG: 0.437	C FC 96 S SL 87 C SI 95 0-3 K ②		B FF 95 B FF 95 X FC 94 2-0 41 G3 · 23 1B · 8 1B 1B		F FC 95 S SL 87 B CU 80 S CU 81 1-3 K ②			B SL 80 F SI 87 F SL 79 B FF 88 F SL 80 F SI 88 F SI 88 X SI 88 2-2 23 1B · 41 2B 1B		4	2	2	0	0	2	0
23 Michael Brantley, L (1, 7) OBP: 0.396, SLG: 0.485	C FC 95 B FC 95 S FC 96 F CU 80 X FC 95 1-2 L5 ③		F FC 94 B FC 95 B SI 95 B SI 94 X FC 96 3-1 41 G3 · 8 1B 1-2 1B		B SL 85 F SI 92 F FC 94 B CU 75 B SL 85 F SL 85 F FC 94 F FC 93 X FC 93 3-2 1B			X SI 88 0-0 41 2B · 10 HR 1-2 1B		4	2	3	0	0	0	0
41 Carlos Santana, S (1, 3) OBP: 0.349, SLG: 0.388		B SI 95 X FC 95 1-0 8 1B · 10 SF7 1B	B FF 95 F SL 87 S FF 96 D SL 88 F FC 96 F FC 95 B SL 87 X SL 88 3-2 G3 ② 1-2 2-3		X FC 94 0-0 F9 ③			B SI 88 X SI 88 1-0 10 HR 1-3 2B 2-H		4	2	2	1	0	0	3
8 Lonnie Chisenhall, L (1, 9) OBP: 0.308, SLG: 0.407		C FC 95 B FC 95 F FC 95 X FC 95 1-2 39 1B 1-3 1B	C FF 96 X FC 96 0-1 2-H 3-H 1B			B SL 84 B FC 93 F FF 94 C SL 86 C SL 86 2-3 K ①		I IN 79 I IN 78 I IN 79 I IN 79 4-0 10 HR IBB		3	1	2	2	1	1	0
10 Yan Gomes, R (1, 2) OBP: 0.262, SLG: 0.368		C SL 86 F FC 95 F FC 95 X SL 85 0-2 SF7 ① 3-H 1B	C SL 87 B FF 95 F FC 95 S SL 88 1-3 K ③ 1B			S FF 96 S SL 89 B SL 90 C SL 87 1-3 K ②		X SI 88 0-0 1-H 2-H 3-H HR		3	1	1	5	0	2	1
35 Abraham Almonte, S (1, 8) OBP: 0.294, SLG: 0.395		B SL 85 C SL 85 S SL 85 B CU 79 F FC 96 S SL 85 2-3 K ②	S SL 87 C CU 80 B CU 80 X SL 87 1-2 G4-3 ①			S SL 88 C CU 80 F CU 81 X SL 87 0-2 G1-3 ③		C FC 92 B SL 83 F FF 93 B SL 81 B SL 79 X FC 94 3-2 G3 ①		4	0	0	0	0	1	1
39 Gio Urshela, R (1, 5) OBP: 0.282, SLG: 0.329		F FC 96 B FC 94 X SL 87 1-1 1-2 1B	C SI 95 X SL 88 0-1 L7 ②				B FC 94 F FC 94 B SI 94 F FC 94 X SI 94 2-2 L8 ①	X FC 94 0-0 L9 ②		4	0	1	0	0	0	0
11 José Ramírez, S (1, 4) OBP: 0.277, SLG: 0.276		C SL 86 B FF 96 S SL 88 X SL 86 1-2 G4-3 ③	C FC 95 B FC 95 B SI 95 S FC 95 T FC 95 2-2 K ③				S SL 86 F SL 87 B CU 80 S SL 87 1-3 K ②	C FC 93 C FF 94 B FF 92 B FF 94 X FF 93 2-2 1B		4	0	1	0	0	2	2
Inning Stats	R: 0 E: 0 K: 1 S: 10 H: 0 LOB: 0 BB: 0 P: 12	R: 1 E: 0 K: 1 S: 17 H: 3 LOB: 2 BB: 0 P: 23	R: 2 E: 0 K: 1 S: 15 H: 3 LOB: 1 BB: 0 P: 24	R: 0 E: 0 K: 1 S: 8 H: 0 LOB: 0 BB: 0 P: 11	R: 0 E: 0 K: 1 S: 13 H: 1 LOB: 1 BB: 0 P: 20	R: 0 E: 0 K: 2 S: 10 H: 0 LOB: 0 BB: 0 P: 13	R: 0 E: 0 K: 2 S: 9 H: 0 LOB: 0 BB: 0 P: 14	R: 5 E: 0 K: 0 S: 21 H: 5 LOB: 1 BB: 1 P: 34		1B: 10 2B: 1 3B: 0 HR: 1 SF: 1 SAC: 0 DP: 0 HBP: 0						

	AB	35
	R	8
	H	12
	RBI	8
	BB	1
	SO	9
	LOB	8

PITCHER		IP	WLS	BF	H	R	ER	SO	BB	IBB	HBP	BLK	WP	HR	S	P	ERA	WHIP
43 Garrett Richards, R ERA: 3.8	(1, 1)	7.0		28	7	3	3	9	0	0	0	0	0	0	82	117	3.86	1.000
38 Joe Smith, R ERA: 3.64	(8, 1)	0.0	L	5	4	5	5	0	0	1	0	0	0	1	9	16	∞	∞
68 Cam Bedrosian, R ERA: 5.4	(8, 1)	1.0		4	1	0	0	0	0	0	0	0	0	0	12	18	0.00	1.000

PITCHER	IP	WLS	BF	H	R	ER	SO	BB	IBB	HBP	BLK	WP	HR	S	P	ERA	WHIP

Los Angeles Angels @ Cleveland Indians

Progressive Field, Cleveland, OH

Sun Aug 30 2015, 1:12 PM - 3:51 PM EDT

Att. 22,328 - Partly Cloudy - 77 F

livebaseballscorecards.com

TOP

Batter	1	2	3	4	5	6	7	8	9	AB	R	H	RBI	BB	SO	LOB
56 Kole Calhoun, L (1, 9) OBP: 0.322, SLG: 0.435	X FF 90 0-0 27 3B 1B		C CH 84 S CU 77 B FF 90 X CU 78 1-2 ③ F9			X CH 80 0-0 ① G4-3		B FF 96 B FF 96 F FF 95 F FF 95 X FF 95 2-2 5 G6-3 27 1B 2-3 1B		4	0	2	0	0	0	0
27 Mike Trout, R (1, 8) OBP: 0.397, SLG: 0.581	1 SAFE 1 SAFE S FF 90 1 SAFE 1 SAFE C FF 90 B CU 78 B FC 87 F FF 91 3-2 ① B FF 92 F FF 91 X FC 86 1-2 3B			B CU 77 F FF 89 C FF 91 B CU 78 B FF 90 X FF 90 3-2 1B		C FF 89 B FF 89 B CU 75 B FC 84 X FC 86 3-1 2B		B FF 95 X FF 93 1-0 5 G6-3 1-2 3-H 1B		4	0	4	1	0	0	0
5 Albert Pujols, R (1, 10) OBP: 0.305, SLG: 0.493	S FF 90 F FF 91 F FF 90 S FC 86 0-3 ② K			1 SAFE 1 SAFE C FC 85 1 SAFE 1 SAFE F FC 86 1 SAFE X FF 90 0-2 ① F7		B FC 85 T FC 85 X FF 89 1-1 ② L8		C FF 95 F SI 95 F SI 96 B FF 96 X SI 95 1-2 ② G6-3 1-2 2-3		4	0	0	0	0	1	5
19 David Murphy, L (1, 7) OBP: 0.328, SLG: 0.434	C FF 90 B CU 78 F FC 86 X FC 86 1-2 ③ L8			B FF 87 1 SAFE T FF 88 1 SAFE C FF 89 1 SAFE 1 SAFE F CU 76 1 SAFE 1-3 F FF 89 S FC 86 K		B FC 86 C FF 88 X FF 87 1-1 ③ F7		F FF 93 F FF 95 B FF 95 X FF 94 1-2 ③ G3		4	0	0	0	0	1	5
24 C.J. Cron, R (1, 3) OBP: 0.313, SLG: 0.444		C FC 86 F FF 91 F S CU 79 0-3 ① K		X FF 89 0-0 ③ L9			C FC 83 C FF 88 S FF 88 0-3 ① K		F FF 96 B FF 97 X SL 88 1-1 1B	4	0	1	0	0	2	1
2 Erick Aybar, S (1, 6) OBP: 0.307, SLG: 0.330		C FC 86 X CU 77 0-1 ② G5-3			B CH 82 F FF 89 B FC 84 X FC 85 2-1 ① G3-1		C FF 87 F FF 88 B FF 88 S CU 76 1-3 ② K		F FF 97 X FF 98 0-1 ① L8	4	0	0	0	0	1	1
58 Carlos Pérez, R (1, 2) OBP: 0.258, SLG: 0.308		C FC 86 B FC 87 F FF 91 B FF 90 C FF 92 2-3 ③ K			F FF 90 B FF 90 X FC 84 1-1 ② G5-3		C FF 87 X CU 74 0-1 ③ G6-3		F FF 95 F FF 97 B FF 98 S SL 89 1-3 ② K	4	0	0	0	0	2	1
41 Kaleb Cowart, S (1, 5) OBP: 0.250, SLG: 0.306			C SI 88 B CH 82 B FF 90 B FC 85 C FF 89 X FF 89 3-2 ① L7		C FF 90 S CU 78 B FF 89 S CU 76 1-3 ③ K			S CH 79 C FF 87 B FF 87 B FF 88 B CH 81 X FF 87 3-2 56 1B 10 PB 27 1B 1B	X FF 97 0-0 ③ G4-3	4	1	1	0	0	1	1
10 Grant Green, R (1, 4) OBP: 0.225, SLG: 0.282			F FF 90 C FC 86 C FF 90 0-3 ② K			X FC 85 0-0 HR		B FF 94 C FF 95 B FF 96 S FF 95 S SI 96 2-3 ① K 1-2		3	1	1	1	0	2	1
Inning Stats	R: 0 E: 0 K: 1 S: 13 H: 2 LOB: 1 BB: 0 P: 17	R: 0 E: 0 K: 2 S: 9 H: 0 LOB: 0 BB: 0 P: 11	R: 0 E: 0 K: 1 S: 9 H: 0 LOB: 0 BB: 0 P: 13	R: 0 E: 0 K: 1 S: 12 H: 1 LOB: 1 BB: 0 P: 16	R: 0 E: 0 K: 1 S: 7 H: 0 LOB: 0 BB: 0 P: 11	R: 1 E: 0 K: 0 S: 8 H: 2 LOB: 1 BB: 0 P: 13	R: 0 E: 0 K: 2 S: 8 H: 0 LOB: 0 BB: 0 P: 9	R: 1 E: 0 K: 1 S: 17 H: 3 LOB: 2 BB: 0 P: 27	R: 0 E: 0 K: 1 S: 8 H: 1 LOB: 1 BB: 0 P: 10	1B: 6 2B: 1 3B: 1 HR: 1	SF: 0 SAC: 0 DP: 0 HBP: 0					

	AB	35
	R	2
	H	9
	RBI	2
	BB	0
	SO	10
	LOB	15

PITCHER		IP	WLS	BF	H	R	ER	SO	BB	IBB	HBP	BLK	WP	HR	S	P	ERA	WHIP
43 Josh Tomlin, R ERA: 3.08	(1, 1)	7.0	W	26	6	2	2	8	0	0	0	0	0	1	69	96	2.57	0.857
34 Zach McAllister, R ERA: 3.07	(8, 1)	1.0		5	2	0	0	1	0	0	0	0	0	0	14	21	0.00	2.000
49 Austin Adams, R ERA: 3.62	(9, 1)	1.0		4	1	0	0	1	0	0	0	0	0	0	8	10	0.00	1.000

PITCHER	IP	WLS	BF	H	R	ER	SO	BB	IBB	HBP	BLK	WP	HR	S	P	ERA	WHIP

BOTTOM

Los Angeles Angels @ Cleveland Indians

Progressive Field, Cleveland, OH

Sun Aug 30 2015, 1:12 PM - 3:51 PM EDT

Att. 22,328 - Partly Cloudy - 77 F

livebaseballscorecards.com

Batter	1	2	3	4	5	6	7	8	9	AB	R	H	RBI	BB	SO	LOB
22 Jason Kipnis, L (1, 4) OBP: 0.393, SLG: 0.472 11 José Ramírez, S (9, 4) OBP: 0.277, SLG: 0.276	C SI 80 B SI 80 X SI 80 1-1 12 SH2-3 23 2B 2B	C CU 66 S CH 75 F FF 80 X CH 75 0-2 ② F8		C FF 80 X SI 80 0-1 ③ F8		C CH 74 S CU 66 F CH 73 X CH 73 0-2 ② G1-3		D SL 85 F FF 90 B FF 89 X FF 90 2-1 FC3 12 FC1-6 1-3		5 0	1 0	1 0	0 0	0 0	0 0	4 0
12 Francisco Lindor, S (1, 6) OBP: 0.352, SLG: 0.440	L CU 68 X SI 81 0-1 ① SH2-3 2-3	F CH 75 C CU 65 H SI 80 1-2 1-2 2-3 HBP			S CH 73 F SI 81 X FF 79 0-2 ① L6	X CH 74 0-0 41 WP 41 1B 2B		F SL 84 S FF 89 B CU 68 X CU 68 1-2 ② FC1-6 1-2f 3-H		3	1	1	1	0	0	1
23 Michael Brantley, L (1, 10) OBP: 0.398, SLG: 0.488	B FF 80 C FF 80 F CH 74 X SL 75 1-2 41 2B 3-H 2B	B CH 74 F CH 76 D CH 75 X SI 81 2-1 ③ F9			B CU 66 B CU 65 F FF 80 B FF 80 C CH 74 X CU 65 3-2 41 2B 35 HR 1B	I IN 64 I IN 66 I IN 68 I IN 70 4-0 41 WP 41 1B IBB		C FF 91 X FF 90 0-1 ③ G6-3		4	3	2	1	1	0	4
41 Carlos Santana, S (1, 3) OBP: 0.352, SLG: 0.395	B FF 81 B CU 66 B SI 80 S CH 76 C SI 82 X CH 72 3-2 2-H 2B	B CU 67 X FF 80 1-0 ① P6			X FF 81 0-0 1-3 35 HR 2B	C CU 66 B CU 62 B CH 72 X CH 72 2-1 ③ 1-H 2-H 1B				4	1	3	3	0	0	0
8 Lonnie Chisenhall, L (1, 9) OBP: 0.309, SLG: 0.404 40 Jerry Sands, R (7, PH) OBP: 0.286, SLG: 0.349 (8, 9)	F SI 80 X CU 67 0-1 ② G4-3	C CU 65 F CH 75 F CH 74 S FF 81 0-3 ② K			I IN 67 I IN 66 I IN 64 I IN 64 4-0 35 HR IBB		B SI 88 X SL 86 1-0 ① G3			2 1	1 0	0 0	0 0	1 0	1 0	1 0
39 Gio Urshela, R (1, 5) OBP: 0.277, SLG: 0.323	F SI 80 B FC 84 X FF 84 1-1 ③ P3		C FF 82 B SL 72 F CU 68 S FF 79 1-3 ③ K		F FF 82 X SL 75 0-1 ② P3		B SL 86 C SI 91 F SL 86 S SI 90 1-3 ② K			4	0	0	0	0	2	4
35 Abraham Almonte, S (1, 8) OBP: 0.300, SLG: 0.422		C SI 80 B SI 80 C CU 65 X CH 72 1-2 ① L7		C CU 65 X FF 78 0-1 55 SH2-3 1B	C FF 80 B FC 81 X FF 80 1-1 1-H 2-H 3-H HR		C SI 90 X SL 85 0-1 ③ G1-3			4	1	2	4	0	0	0
55 Roberto Pérez, R (1, 2) OBP: 0.342, SLG: 0.369		B FF 82 C CU 67 B FF 83 F FF 82 B FF 84 F CU 66 B SL 74 4-2 12 HBP 4 BB BB		1 SAFE C CU 67 X FF 81 0-1 ① SH2-3 1-2	S FF 83 S CU 66 F CH 72 F FF 83 X CU 67 0-2 ③ L9			B FF 89 B SL 84 X FF 91 2-0 ① G6-3		2	0	0	0	1	0	0
4 Mike Aviles, R (1, 7) OBP: 0.278, SLG: 0.308		F FF 82 D SL 76 S CU 67 B FC 82 B FF 82 1 SAFE F FC 83 1 SAFE B CU 67 4-2 12 HBP 1-2 BB		F SL 73 F CU 67 2 SAFE B FF 83 X FF 83 1-2 ② F9		C CU 71 X FF 80 0-1 ① P3		C FF 90 B SL 84 B FF 90 X FF 90 2-1 22 E 22 FC3 12 FC1-6 1B		3	1	1	0	1	0	1
Inning Stats	R: 2 E: 0 K: 0 S: 14 H: 3 LOB: 1 BB: 0 P: 20	R: 0 E: 0 K: 0 S: 17 H: 0 LOB: 3 BB: 2 P: 29	R: 0 E: 0 K: 2 S: 8 H: 0 LOB: 0 BB: 0 P: 10	R: 0 E: 0 K: 0 S: 9 H: 1 LOB: 1 BB: 0 P: 10	R: 4 E: 0 K: 0 S: 16 H: 3 LOB: 0 BB: 1 P: 24	R: 2 E: 0 K: 0 S: 9 H: 2 LOB: 1 BB: 1 P: 15	R: 0 E: 0 K: 1 S: 6 H: 0 LOB: 0 BB: 0 P: 8	R: 1 E: 1 K: 0 S: 10 H: 1 LOB: 1 BB: 0 P: 17		1B: 4 2B: 5 3B: 0 HR: 1	SF: 0 SAC: 2 DP: 0 HBP: 1			WP: 1 PB: 0 SB: 0 CS: 0	PA: 39	

	AB	32
	R	9
	H	10
	RBI	9
	BB	4
	SO	3
	LOB	15

PITCHER		IP	WLS	BF	H	R	ER	SO	BB	IBB	HBP	BLK	WP	HR	S	P	ERA	WHIP
36 Jered Weaver, R ERA: 4.94	(1, 1)	6.0	L	31	9	8	8	2	2	2	1	0	1	1	73	108	12.00	1.833
48 Jose Alvarez, L ERA: 3.74	(7, 1)	1.0		3	0	0	0	1	0	0	0	0	0	0	6	8	0.00	0.000
37 Cesár Ramos, L ERA: 1.99	(8, 1)	1.0		5	1	1	0	0	0	0	0	0	0	0	10	17	0.00	1.000

PITCHER	IP	WLS	BF	H	R	ER	SO	BB	IBB	HBP	BLK	WP	HR	S	P	ERA	WHIP

Batter	1	2	3	4	5	6	7	8	9	AB	R	H	RBI	BB	SO	LOB
22 Jason Kipnis, L (1, 4) OBP: 0.392, SLG: 0.473	C FF 92 X SI 92 0-1 12 FC4 23 G4-3 2B	X SI 95 0-0 ③ G3	C KC 80 C KC 78 B SI 96 B FC 90 T KC 80 2-2 ② K	C SI 92 B FF 90 S CU 85 S CU 84 1-3 ① K		4	1	1	0	0	2	0
12 Francisco Lindor, S (1, 6) OBP: 0.347, SLG: 0.433	L FF 94 L CH 84 B SI 94 X CH 85 1-2 FC4 23 G4-3 2-3	C FC 88 X KC 76 0-1 ① F8	F CH 87 S FC 91 S CH 87 0-3 ③ K2-3	X FC 90 0-0 ② B1-3		4	0	0	0	0	1	1
23 Michael Brantley, L (1, 7) OBP: 0.395, SLG: 0.483	X SI 94 0-0 ① ② G4-3 1-2f 3-H	B FC 88 F FC 89 F SI 94 F KC 78 B CH 86 B FF 96 F CH 86 S SI 95 3-3 ② K	C SI 94 B KC 79 X SI 94 1-1 ① G4-3	B SI 92 X FF 92 1-0 ③ F7		4	0	0	0	0	1	1
41 Carlos Santana, S (1, 3) OBP: 0.353, SLG: 0.395	B FF 94 S FC 90 B SI 95 C CH 84 F FF 95 X FC 92 2-2 ③ G5-3	B KC 81 X CH 86 1-0 1B	B FC 90 C FC 90 S KC 80 B KC 78 F SI 96 B FC 91 F CH 86 B SI 90 4-2 9 2B BB	C FF 92 C SL 87 C FF 93 0-3 ① K		3	1	1	0	1	1	0
9 Ryan Raburn, R (1, 10) OBP: 0.374, SLG: 0.507 11 José Ramírez, S (9, PH) OBP: 0.276, SLG: 0.275 (9, 10)	C FC 88 B CH 84 F CH 85 F FF 94 S KC 80 1-3 ① K	F FF 96 F FF 95 B FF 92 B CH 87 F FF 97 X CH 87 2-2 ③ G4-3	X SI 96 0-0 40 1B 1-H 2B	B FF 93 X FF 93 1-0 ② F7		3 1	1 0	1 0	1 0	0 0	1 0	1 0
10 Yan Gomes, R (1, 2) OBP: 0.262, SLG: 0.366	F FC 90 T FF 95 F FF 96 S SI 94 0-3 ② K	S CH 84 F FC 88 B CH 84 B FF 95 F SI 95 B CH 85 F CH 86 X FC 92 3-2 ① G5-3	B FF 91 C FF 96 F CH 86 F SI 97 F FF 96 S FC 92 1-3 ② K	C FF 94 C FF 94 X FF 94 0-2 8 1B 8 E 1B		4	1	1	0	0	2	1
40 Jerry Sands, R (1, 9) OBP: 0.287, SLG: 0.349 8 Lonnie Chisenhall, L (9, PH) OBP: 0.311, SLG: 0.406 (9, 9)	F SI 94 B FF 96 B FF 92 F CH 85 B SI 96 S CH 87 3-3 ③ K	F FF 96 S FC 90 S CH 87 0-3 ② K	B FF 92 F FC 91 X CH 86 1-1 35 1B 3-H 1B	C FF 94 F FF 93 X FF 94 0-2 E5 1-H 1B		3 1	0 0	1 1	1 0	0 0	2 0	0 0
35 Abraham Almonte, S (1, 8) OBP: 0.306, SLG: 0.424	B FF 93 X CH 84 1-0 4 G4-6-3 1B	B SI 95 C FF 95 S FC 91 F FF 96 C SI 96 1-3 ③ K	F FF 92 X FF 96 0-1 1-2 1B	F SL 88 B FF 93 X SL 87 1-1 ③ P2		4	0	2	0	0	1	1
4 Mike Aviles, R (1, 5) OBP: 0.275, SLG: 0.305	B FF 93 X CH 85 1-0 ① ② G4-6-3 1-2f	B FF 93 C FC 88 B SI 94 F FF 94 F FC 90 X CH 86 2-2 ① F8	B FF 91 F CH 86 B FF 95 F FC 91 X SI 96 2-2 ③ F8			3	0	0	0	0	0	3
Inning Stats	R: 1 E: 0 K: 0 S: 10 H: 1 LOB: 0 BB: 0 P: 13	R: 0 E: 0 K: 3 S: 11 H: 0 LOB: 0 BB: 0 P: 15	R: 0 E: 0 K: 0 S: 3 H: 1 LOB: 0 BB: 0 P: 5	R: 0 E: 0 K: 1 S: 12 H: 1 LOB: 1 BB: 0 P: 18	R: 0 E: 0 K: 2 S: 12 H: 0 LOB: 0 BB: 0 P: 16	R: 0 E: 0 K: 2 S: 10 H: 0 LOB: 0 BB: 0 P: 14	R: 2 E: 0 K: 1 S: 19 H: 3 LOB: 2 BB: 1 P: 28	R: 0 E: 0 K: 1 S: 5 H: 0 LOB: 0 BB: 0 P: 7	R: 1 E: 1 K: 1 S: 12 H: 2 LOB: 1 BB: 0 P: 14	1B: 6 2B: 2 3B: 0 HR: 0 SF: 0 SAC: 0 DP: 2 HBP: 0						

Cleveland Indians @ Toronto Blue Jays

Rogers Centre, Toronto, ON

Mon Aug 31 2015, 7:08 PM - 10:04 PM EDT

Att. 46,643 - Partly Cloudy - 75 F

TOP

livebaseballscorecards.com

AB	34
R	4
H	8
RBI	2
BB	1
SO	11
LOB	8

WP: 0 PA: 35
PB: 0
SB: 0
CS: 0

PITCHER		IP	WLS	BF	H	R	ER	SO	BB	IBB	HBP	BLK	WP	HR	S	P	ERA	WHIP
14 David Price, L ERA: 2.47	(1, 1)	7.0	L	27	6	3	3	9	1	0	0	0	0	0	77	109	3.86	1.000
27 Brett Cecil, L ERA: 3.21	(8, 1)	1.0		3	0	0	0	1	0	0	0	0	0	0	5	7	0.00	0.000
32 LaTroy Hawkins, R ERA: 2.67	(9, 1)	1.0		5	2	1	0	1	0	0	0	0	0	0	12	14	0.00	2.000

PITCHER	IP	WLS	BF	H	R	ER	SO	BB	IBB	HBP	BLK	WP	HR	S	P	ERA	WHIP

BOTTOM

Cleveland Indians @ Toronto Blue Jays

Rogers Centre, Toronto, ON

Mon Aug 31 2015, 7:08 PM - 10:04 PM EDT

Att. 46,643 - Partly Cloudy - 75 F

livebaseballscorecards.com

Batter	1	2	3	4	5	6	7	8	9	AB	R	H	RBI	BB	SO	LOB
7 Ben Revere, L (1, 7) OBP: 0.343, SLG: 0.369	C FF 95 C FF 95 B FF 96 S CH 84 1-3 K2-3 ①		C CU 77 X SI 96 0-1 1B		D SI 93 B FF 94 X SI 92 2-0 20 3B 1-2 1B			C FC 91 B FC 92 X FC 91 1-1 G3 ①	F FF 95 C KC 85 X FF 95 0-2 P5 ②	5	1	2	0	0	1	2
20 Josh Donaldson, R (1, 5) OBP: 0.369, SLG: 0.585	B FF 95 B CH 85 B FF 96 B FF 96 4-0 BB		D SL 86 F SI 94 1 SAFE 1 SAFE F SL 84 S CH 85 1-3 K ③		F CH 83 B FF 96 B FF 95 B SI 95 T FF 95 X CH 85 3-2 1-H 2-H 3B			B FC 93 X FC 92 1-0 G1-3 ②	T FF 95 B FF 94 C KC 86 F FF 94 S KC 87 1-3 K ③	4	0	1	2	1	2	3
19 José Bautista, R (1, 9) OBP: 0.363, SLG: 0.519	B FF 97 C SL 85 F FF 97 F SL 86 B SI 97 S SL 86 2-3 K ②			B SL 84 C SI 95 X CU 79 1-1 G5-3 ①	F FF 96 B SI 95 X FF 95 1-1 F7 ③			B SL 78 F FC 92 B FC 92 X FC 92 2-1 10 2B 1B		4	0	1	0	0	1	2
10 Edwin Encarnación, R (1, 10) OBP: 0.362, SLG: 0.548	D SI 96 C FF 96 B CU 82 C FF 96 B FF 96 F SI 97 S SI 96 3-3 K ③			B CH 84 B FF 94 C SI 94 X SI 95 2-1 G4-3 ②		B CH 90 X SI 91 1-0 2 G6-4-3 1B		X FF 95 0-0 1-3 2B		4	0	2	0	0	1	1
2 Troy Tulowitzki, R (1, 6) OBP: 0.344, SLG: 0.448		B FF 94 F FF 95 B CU 79 B FF 95 X FF 96 3-1 F9 ①		B SL 84 F SI 94 X SL 83 1-1 2B		F FF 93 D CH 83 X FF 94 1-1 G6-4-3 ①② 1-2f		B KC 86 B FF 95 I IN 57 I IN 62 4-0 IBB		3	0	1	0	1	0	1
15 Chris Colabello, R (1, 3) OBP: 0.365, SLG: 0.518 13 Justin Smoak, S (7, 3) OBP: 0.291, SLG: 0.449		C FF 96 B CH 84 B SL 84 F SI 95 B FF 97 S SI 96 3-3 K ②		S FF 95 F SL 84 B FF 96 F FF 95 S CH 84 1-3 K ③		X FF 94 0-0 G6-3 ③		F FF 96 C KC 85 B FF 95 B KC 86 S KC 87 2-3 K ③		3 1	0 0	0 0	0 0	0 0	2 1	1 3
55 Russell Martin, R (1, 2) OBP: 0.331, SLG: 0.440		X SI 94 0-0 G6-3 ③			B FF 94 F FF 94 X SI 94 1-1 G5-3 ①		S FF 93 C FF 94 B SI 93 S SL 83 1-3 K ①		B KC 86 B FF 95 F FF 96 F FF 96 F KC 86 X FF 95 2-2 L9 ①	4	0	0	0	0	1	0
11 Kevin Pillar, R (1, 8) OBP: 0.302, SLG: 0.376			C SI 95 B SL 86 B FF 95 X SI 96 2-1 P4 ①		B SI 93 F FF 94 C FF 95 S SL 84 1-3 K ②		C CH 90 F FF 94 B FF 95 F FF 95 F SL 83 S CH 83 1-3 K ②		C FF 96 X KC 87 0-1 17 1B 1B	4	0	1	0	0	2	0
17 Ryan Goins, L (1, 4) OBP: 0.316, SLG: 0.347			F FF 95 C SI 95 S CH 85 0-3 K ②		B FF 94 X SI 93 1-0 7 1B 20 3B 1B		B SI 93 B FF 94 B SI 93 C FF 94 X SI 93 3-1 G3-1 ③		S FF 95 D KC 85 C FF 95 D KC 86 B FF 95 X FF 94 3-2 1-2 1B	4	1	2	0	0	1	0

	AB	36
	R	2
	H	10
	RBI	2
	BB	2
	SO	12
	LOB	13

Inning Stats																																		
	R: 0 E: 0 K: 3 S: 11	H: 0 LOB: 1 BB: 1 P: 21	R: 0 E: 0 K: 1 S: 6	H: 0 LOB: 0 BB: 0 P: 12	R: 0 E: 0 K: 2 S: 10	H: 1 LOB: 1 BB: 0 P: 13	R: 0 E: 0 K: 1 S: 10	H: 1 LOB: 1 BB: 0 P: 15	R: 2 E: 0 K: 1 S: 12	H: 3 LOB: 1 BB: 0 P: 21	R: 0 E: 0 K: 0 S: 4	H: 1 LOB: 0 BB: 0 P: 6	R: 0 E: 0 K: 2 S: 10	H: 0 LOB: 0 BB: 0 P: 15	R: 0 E: 0 K: 1 S: 9	H: 2 LOB: 3 BB: 1 P: 19	R: 0 E: 0 K: 1 S: 16	H: 2 LOB: 2 BB: 0 P: 22	1B: 7 2B: 2 3B: 1 HR: 0	SF: 0 SAC: 0 DP: 1 HBP: 0	WP: 0 PB: 0 SB: 0 CS: 0	PA: 38

PITCHER		IP	WLS	BF	H	R	ER	SO	BB	IBB	HBP	BLK	WP	HR	S	P	ERA	WHIP
31 Danny Salazar, R ERA: 3.27	(1, 1)	7.0	W	27	6	2	2	10	1	0	0	0	0	0	63	103	2.57	1.000
27 Bryan Shaw, R ERA: 2.37	(8, 1)	0.2	H	3	1	0	0	0	0	0	0	0	0	0	5	9	0.00	1.500
37 Cody Allen, R ERA: 3.54	(8, 1)	1.1	S	8	3	0	0	2	0	1	0	0	0	0	20	32	0.00	2.250

PITCHER	IP	WLS	BF	H	R	ER	SO	BB	IBB	HBP	BLK	WP	HR	S	P	ERA	WHIP

Batter	1	2	3	4	5	6	7	8	9	10	AB	R	H	RBI	BB	SO	LOB
22 Jason Kipnis, L (1, 10) OBP: 0.389, SLG: 0.467	C FF 89 B CU 75 C FC 88 X FF 90 1-2 ① F7		B CU 74 B FF 88 C FF 89 X FF 89 2-1 ③ F8		B FF 89 B FF 88 C CH 79 B FF 89 F CH 80 S FF 90 3-3 ③ K			C SI 95 B SI 96 C SI 97 X SI 98 1-2 ① G1-3		C FF 91 C CU 86 S CU 85 0-3 ① K2-3	5	0	0	0	0	2	2
12 Francisco Lindor, S (1, 6) OBP: 0.348, SLG: 0.440	F FF 90 B FC 88 F FC 88 X FF 89 1-2 ② F7			C CH 78 X CU 76 0-1 ① G6-3		X FF 89 0-0 ① P6		F SI 98 F SI 98 F SI 97 B SI 97 X SI 96 1-2 23 G6-3 2B		B FF 89 B SI 92 B FF 92 C FF 93 X FF 92 3-1 2B	5	0	2	0	0	0	0
23 Michael Brantley, L (1, 7) OBP: 0.395, SLG: 0.489	B FF 89 X FF 89 1-0 ③ F8			B FF 88 B FC 88 X FF 89 2-0 HR		C FF 88 F FC 88 B FF 90 X FF 90 1-2 1B		C SI 97 X SI 96 0-1 ② G6-3 2-3		X CU 84 0-0 ② G5-3	5	1	2	1	0	0	2
41 Carlos Santana, S (1, 3) OBP: 0.353, SLG: 0.394		F FF 89 B FC 87 X FC 88 1-1 1B		X FF 88 0-0 ② G4-3		B CH 78 B FF 88 1 SAFE D CH 79 C CH 79 X FF 89 3-1 ② P4		B SI 97 B FF 97 T SI 98 X SI 98 2-1 ③ G3		I IN 68 I IN 70 I IN 74 I IN 73 4-0 IBB	4	0	1	0	1	0	2
8 Lonnie Chisenhall, L (1, 9) OBP: 0.307, SLG: 0.400 40 Jerry Sands, R (10, PH) OBP: 0.284, SLG: 0.345 (10, 9)		B FF 89 F CH 77 X CH 77 1-1 ① P4		C FF 89 F FF 89 B FF 89 F FF 90 F CH 79 X CH 79 1-2 ③ G3		F FF 88 X FF 89 0-1 ③ P5			T FF 94 C FF 96 B FF 96 F FF 95 B CH 83 B FF 95 F FF 97 X FF 97 3-2 ① G3	B SL 88 X SL 89 1-0 ③ G6-3	4 1	0 0	0 0	0 0	0 0	0 0	2 2
10 Yan Gomes, R (1, 2) OBP: 0.265, SLG: 0.389		F FF 88 F FF 89 B FF 89 F FC 88 S CH 76 1-3 ② K			X CH 79 0-0 ① P4		T FF 87 F CH 79 B FF 90 B FF 90 X FF 88 2-2 HR		B SL 89 B SI 96 B FF 96 C FF 96 S FF 97 X FF 96 3-2 HR		4	2	2	2	0	1	1
35 Abraham Almonte, S (1, 8) OBP: 0.311, SLG: 0.437		S CH 76 B FF 88 X CH 77 1-1 ③ G4-3			B CH 78 B FF 89 B FF 89 B FF 88 4-0 11 1B BB		C CH 80 C CU 76 X CU 75 0-2 ① G3		B SI 97 F FF 96 F SI 95 B CH 82 F FF 95 X SL 87 2-2 3B		3	0	1	0	1	0	1
39 Gio Urshela, R (1, 5) OBP: 0.273, SLG: 0.319 30 Chris Johnson, R (9, PH) OBP: 0.288, SLG: 0.349 4 Mike Aviles, R (9, 5) OBP: 0.275, SLG: 0.305			B FC 87 B CH 78 F FF 89 X CH 79 2-1 ① G6-3		C CH 79 1 SAFE B FF 88 X FF 89 1-1 ② F9		F FC 88 X CU 77 0-1 ② G5-3		F SI 95 S SI 95 B FF 94 X SL 89 1-2 ② G4-3		3 1 0	0 0 0	0 0 0	0 0 0	0 0 0	0 0 0	1 1 0
11 José Ramírez, S (1, 4) OBP: 0.276, SLG: 0.275			C FF 88 X FF 89 0-1 ② F7		C FF 88 X CH 79 0-1 1-2 1B		C FF 89 B FF 89 C FF 89 B CH 80 F CH 78 X FF 90 2-2 ③ G6-3		B SI 96 B FF 94 X FF 95 2-0 ③ L9		4	0	1	0	0	0	1
Inning Stats	R: 0 E: 0 K: 0 S: 7 H: 0 LOB: 0 BB: 0 P: 10	R: 0 E: 0 K: 1 S: 10 H: 1 LOB: 1 BB: 0 P: 14	R: 0 E: 0 K: 0 S: 6 H: 0 LOB: 0 BB: 0 P: 10	R: 1 E: 0 K: 0 S: 9 H: 1 LOB: 0 BB: 0 P: 12	R: 0 E: 0 K: 1 S: 8 H: 1 LOB: 2 BB: 1 P: 16	R: 0 E: 0 K: 0 S: 8 H: 1 LOB: 1 BB: 0 P: 12	R: 1 E: 0 K: 0 S: 12 H: 1 LOB: 0 BB: 0 P: 16	R: 0 E: 0 K: 0 S: 11 H: 1 LOB: 1 BB: 0 P: 15	R: 1 E: 0 K: 0 S: 16 H: 2 LOB: 1 BB: 0 P: 27	R: 0 E: 0 K: 1 S: 7 H: 1 LOB: 2 BB: 1 P: 15	1B: 3 2B: 2 3B: 1 HR: 3 SF: 0 SAC: 0 DP: 0 HBP: 0						

PITCHER		IP	WLS	BF	H	R	ER	SO	BB	IBB	HBP	BLK	WP	HR	S	P	ERA	WHIP
25 Marco Estrada, R ERA: 3.16	(1, 1)	7.0		27	5	2	2	2	1	0	0	0	0	2	60	90	2.57	0.857
41 Aaron Sanchez, R ERA: 3.05	(8, 1)	1.0	H	4	1	0	0	0	0	0	0	0	0	0	11	15	0.00	1.000
54 Roberto Osuna, R ERA: 1.99	(9, 1)	1.0	B	5	2	1	1	0	0	0	0	0	0	1	16	27	9.00	2.000
27 Brett Cecil, L ERA: 3.16	(10, 1)	0.2		4	1	0	0	1	0	1	0	0	0	0	6	13	0.00	1.500
57 Mark Lowe, R ERA: 1.8	(10, 1)	0.1	W	1	0	0	0	0	0	0	0	0	0	0	1	2	0.00	0.000

PITCHER	IP	WLS	BF	H	R	ER	SO	BB	IBB	HBP	BLK	WP	HR	S	P	ERA	WHIP

TOP

Cleveland Indians @ Toronto Blue Jays

Rogers Centre, Toronto, ON

Tue Sep 01 2015, 7:09 PM - 10:14 PM EDT
Att. 41,356 - Partly Cloudy - 73 F

livebaseballscorecards.com

AB	39
R	3
H	9
RBI	3
BB	2
SO	3
LOB	15

WP: 0 PA: 41
PB: 0
SB: 0
CS: 0

Cleveland Indians @ Toronto Blue Jays

Rogers Centre, Toronto, ON

Tue Sep 01 2015, 7:09 PM - 10:14 PM EDT

Att. 41,356 - Partly Cloudy - 73 F

livebaseballscorecards.com

Batter	1	2	3	4	5	6	7	8	9	10	AB	R	H	RBI	BB	SO	LOB
7 Ben Revere, L (1, 7) OBP: 0.342, SLG: 0.368	G3-1		20 SH1-3 1-3 1B		G4-3			K			4	0	1	0	0	1	0
20 Josh Donaldson, R (1, 5) OBP: 0.369, SLG: 0.584	19 1B 10 SF8 1B		SH1-3 1-2		G5-3			K			3	1	1	0	0	1	0
19 José Bautista, R (1, 9) OBP: 0.362, SLG: 0.518	1-3 1B		SF7 3-H			P2		G6-3			3	0	1	1	0	0	0
10 Edwin Encarnación, R (1, 10) OBP: 0.361, SLG: 0.545	SF8 3-H		2 FC6-4 BB			L6			P3		2	0	0	1	1	0	0
2 Troy Tulowitzki, R (1, 6) OBP: 0.343, SLG: 0.446	K		FC6-4 1-2f			F8			15 G5-4-3 1B		4	0	1	0	0	1	3
13 Justin Smoak, S (1, 3) OBP: 0.291, SLG: 0.445 45 Dalton Pompey, S (7, PR) OBP: 0.264, SLG: 0.337 15 Chris Colabello, R (8, 3) OBP: 0.363, SLG: 0.516		G4-3	G3				11 S 11 SF8 BB		G5-4-3 1-2f		2 0 1	0 1 0	0 0 0	0 0 0	1 0 0	0 0 0	0 0 1
30 Dioner Navarro, S (1, 2) OBP: 0.285, SLG: 0.321 3 Ezequiel Carrera, L (10, PR) OBP: 0.327, SLG: 0.373		G1-3	K				F7			17 HR 1B	4 0	0 1	1 0	0 0	0 0	1 0	1 0
11 Kevin Pillar, R (1, 8) OBP: 0.300, SLG: 0.374		G5-3	G6-3				SF8 1-H			F8	3	0	0	1	0	0	1
17 Ryan Goins, L (1, 4) OBP: 0.318, SLG: 0.357			7 1B 19 SF7 BB		G4-3		G4-3			1-0 1-H HR	3	2	1	2	1	0	1
Inning Stats	R: 1 H: 2 E: 0 LOB: 1 K: 1 BB: 0 S: 12 P: 15	R: 0 H: 0 E: 0 LOB: 0 K: 0 BB: 0 S: 5 P: 7	R: 1 H: 1 E: 0 LOB: 2 K: 0 BB: 2 S: 13 P: 26	R: 0 H: 0 E: 0 LOB: 0 K: 1 BB: 0 S: 8 P: 10	R: 0 H: 0 E: 0 LOB: 0 K: 0 BB: 0 S: 8 P: 14	R: 0 H: 0 E: 0 LOB: 0 K: 0 BB: 0 S: 5 P: 11	R: 1 H: 0 E: 0 LOB: 1 K: 0 BB: 1 S: 7 P: 13	R: 0 H: 0 E: 0 LOB: 0 K: 2 BB: 0 S: 11 P: 17	R: 0 H: 1 E: 0 LOB: 0 K: 0 BB: 0 S: 6 P: 8	R: 2 H: 2 E: 0 LOB: 1 K: 0 BB: 0 S: 8 P: 12	1B: 5 SF: 3 2B: 0 SAC: 1 3B: 0 DP: 1 HR: 1 HBP: 0						

PITCHER	IP	WLS	BF	H	R	ER	SO	BB	IBB	HBP	BLK	WP	HR	S	P	ERA	WHIP
56 Cody Anderson, R (1, 1) ERA: 4.17	6.0		23	3	2	2	2	2	0	0	0	0	0	51	83	3.00	0.833
54 Ryan Webb, R (7, 1) ERA: 2.89	1.0		4	0	1	1	0	1	0	0	0	0	0	7	13	9.00	1.000
53 Jeff Manship, R (8, 1) ERA: 1.37	1.0		3	0	0	0	2	0	0	0	0	0	0	11	17	0.00	0.000
27 Bryan Shaw, R (9, 1) ERA: 2.66	1.1	L	6	3	2	2	0	0	0	0	0	0	1	14	20	13.50	2.250

PITCHER	IP	WLS	BF	H	R	ER	SO	BB	IBB	HBP	BLK	WP	HR	S	P	ERA	WHIP

AB	29
R	5
H	6
RBI	5
BB	3
SO	4
LOB	7

WP: 0 PA: 36
PB: 0
SB: 2
CS: 0

Batter	1	2	3	4	5	6	7	8	9	AB	R	H	RBI	BB	SO	LOB
22 Jason Kipnis, L (1, 4) OBP: 0.389, SLG: 0.468	B FF 82 C FF 82 B KN 75 B KN 77 X FF 82 3-1 ① F8			B KN 76 B KN 74 F FF 82 X FF 81 2-1 23 G1-6-3 12 1B 41 1B 1B		B KN 75 B KN 75 X KN 72 2-0 ② G4-3			C FF 82 B KN 79 X KN 77 1-1 12 G6-3 1B	4	1	2	0	0	0	0
12 Francisco Lindor, S (1, 6) OBP: 0.347, SLG: 0.437	C KN 78 F FF 80 S KN 80 0-3 ② K			B KN 77 B KN 74 X FF 80 2-0 23 G1-6-3 1-2 1B		X KN 77 0-0 ③ G3-1			C KN 78 F KN 78 F KN 78 F KN 80 X KN 71 0-2 ②③ G6-3 1-2f	4	0	1	0	0	1	1
23 Michael Brantley, L (1, 7) OBP: 0.393, SLG: 0.486	B FF 84 C KN 74 F KN 79 X KN 80 1-2 ③ F7			B KN 77 X KN 76 1-0 ①② G1-6-3 1-2f 2-3			C KN 76 F KN 79 X KN 70 0-2 ① F7			3	0	0	0	0	0	2
41 Carlos Santana, S (1, 10) OBP: 0.353, SLG: 0.393		C FF 82 X KN 78 0-1 ① G6-3		X FF 80 0-0 3-H 1B			B EP 67 F KN 77 C KN 80 S KN 70 1-3 ② K			3	0	1	1	0	1	0
10 Yan Gomes, R (1, 2) OBP: 0.262, SLG: 0.385		C KN 74 X KN 78 0-1 ② G6-3		C KN 78 B KN 79 S KN 80 T KN 79 1-2 ③ K			C KN 78 X KN 79 0-1 ③ G6-3			3	0	0	0	0	1	1
8 Lonnie Chisenhall, L (1, 9) OBP: 0.303, SLG: 0.395		C FF 82 X KN 79 0-1 ③ G3-1			C KN 74 F KN 78 S KN 80 0-3 ① K			B KN 77 B KN 76 X KN 71 2-0 ① P5		3	0	0	0	0	1	0
30 Chris Johnson, R (1, 5) OBP: 0.283, SLG: 0.343			B KN 74 C FF 82 X KN 76 1-1 ① G5-3		C FF 84 B KN 68 F KN 77 X KN 79 1-2 ② G6-3			C KN 75 X KN 79 0-1 ② G4-3		3	0	0	0	0	0	0
35 Abraham Almonte, S (1, 8) OBP: 0.305, SLG: 0.428			S KN 75 C KN 78 F KN 79 C FF 83 0-3 ② K		F KN 76 B FF 80 X KN 75 1-1 ③ G4-3			B KN 74 B KN 75 F FF 81 S KN 74 S KN 78 2-3 ③ K		3	0	0	0	0	2	0
40 Jerry Sands, R (1, 3) OBP: 0.276, SLG: 0.333			B FF 84 B KN 75 C FF 84 C FF 83 F KN 79 X KN 79 2-2 ③ G6-3			C KN 75 F KN 79 F KN 80 B KN 78 X KN 80 1-2 ① L9			X KN 74 0-0 ① F8	3	0	0	0	0	0	0
Inning Stats	R: 0 E: 0 K: 1 S: 8 H: 0 LOB: 0 BB: 0 P: 12	R: 0 E: 0 K: 0 S: 6 H: 0 LOB: 0 BB: 0 P: 6	R: 0 E: 0 K: 1 S: 10 H: 0 LOB: 0 BB: 0 P: 13	R: 1 E: 0 K: 1 S: 8 H: 3 LOB: 1 BB: 0 P: 14	R: 0 E: 0 K: 1 S: 8 H: 0 LOB: 0 BB: 0 P: 10	R: 0 E: 0 K: 0 S: 6 H: 0 LOB: 0 BB: 0 P: 9	R: 0 E: 0 K: 1 S: 8 H: 0 LOB: 0 BB: 0 P: 9	R: 0 E: 0 K: 1 S: 6 H: 0 LOB: 0 BB: 0 P: 10	R: 0 E: 0 K: 0 S: 8 H: 1 LOB: 0 BB: 0 P: 9	1B: 4 2B: 0 3B: 0 HR: 0	SF: 0 SAC: 0 DP: 2 HBP: 0					

TOP

Cleveland Indians @ Toronto Blue Jays

Rogers Centre, Toronto, ON

Wed Sep 02 2015, 7:09 PM - 9:43 PM EDT

Att. 46,538 - Roof Closed - 68 F

livebaseballscorecards.com

AB	29
R	1
H	4
RBI	1
BB	0
SO	6
LOB	4

WP: 0 PA: 29
PB: 0
SB: 0
CS: 0

PITCHER	IP	WLS	BF	H	R	ER	SO	BB	IBB	HBP	BLK	WP	HR	S	P	ERA	WHIP
43 R.A. Dickey, R (1, 1) ERA: 4.09	9.0	W	29	4	1	1	6	0	0	0	0	0	0	68	92	1.00	0.444

PITCHER	IP	WLS	BF	H	R	ER	SO	BB	IBB	HBP	BLK	WP	HR	S	P	ERA	WHIP

BOTTOM

Cleveland Indians @ Toronto Blue Jays

Rogers Centre, Toronto, ON

Wed Sep 02 2015, 7:09 PM - 9:43 PM EDT

Att. 46,538 - Roof Closed - 68 F

livebaseballscorecards.com

Batter	1	2	3	4	5	6	7	8	9	AB	R	H	RBI	BB	SO	LOB
7 Ben Revere, L (1, 7) OBP: 0.343, SLG: 0.369	C SI 91 X SI 92 0-1 20 S 20 1B 1B	B SI 92 X SI 92 1-0 1-2 20 2B 1B		C FF 89 C SL 81 X SL 81 0-2 ① G4-3		X FF 96 0-0 ③ G4-3				4	2	2	0	0	0	0
20 Josh Donaldson, R (1, 5) OBP: 0.372, SLG: 0.589	C SI 92 D FC 89 C SI 93 F KC 76 B FC 88 X FF 94 2-2 1-H 19 BB 2 1B 1B	S KC 75 B FC 88 B SI 93 X FC 86 2-1 1-H 2-H 10 BB 2 SF4 2B		F FF 98 B FF 99 B SL 91 F FF 98 F FF 99 X SL 91 2-2 2B			C FF 94 F SI 94 F CU 83 F FF 94 F FF 92 B CU 84 X FF 92 1-2 ① G6-3			4	2	3	3	0	0	0
19 José Bautista, R (1, 9) OBP: 0.363, SLG: 0.516	B SI 93 1 SAFE S FC 87 C KC 76 B SI 93 B FC 88 B SI 94 4-2 13 FC4-6 2 1B 1-2 BB	B CU 83 B SI 92 D CU 83 B SI 91 4-0 10 BB BB		C SL 89 F FF 99 F FF 99 C SL 89 0-3 ② K			S FF 95 X FF 95 0-1 ② L7			2	0	0	0	2	1	1
10 Edwin Encarnación, R (1, 10) OBP: 0.361, SLG: 0.541	B FC 88 B FF 94 X FF 94 2-0 ① F7	B SI 93 B SI 93 C SI 93 D SI 93 B SI 94 4-1 1-2 2-3 BB		B FF 99 B FF 98 S SL 90 F FF 99 F SL 91 X SL 91 2-2 ③ F8			B FF 92 C FF 95 S SI 95 B CU 82 B FF 94 X FF 92 3-2 ③ G5-3			3	0	0	0	1	0	3
2 Troy Tulowitzki, R (1, 6) OBP: 0.344, SLG: 0.447	C FC 86 F FF 93 D KC 78 D FC 88 F FF 94 X KC 77 2-2 13 FC4-6 1-2 2-H 1B	C SI 93 S CU 85 X CU 84 0-2 ② SF4 3-H			C FF 96 B FF 96 S FF 95 X FF 98 1-2 ① G5-3			B FF 94 B FF 93 B FF 95 C FF 94 X FF 93 3-1 17 1B 1B		3	0	2	2	0	0	0
13 Justin Smoak, S (1, 3) OBP: 0.287, SLG: 0.438	B SI 94 B SI 93 X SI 94 2-0 ② FC4-6 1-2f 2-3	B SI 93 C SI 93 D SI 94 F SI 92 S CU 85 2-3 ③ K			B FF 98 X CH 91 1-0 ② G5-3			C FF 95 B FF 94 S FC 91 B FC 92 F FF 94 B FF 95 C FF 95 3-3 ① K		4	0	0	0	0	2	5
11 Kevin Pillar, R (1, 8) OBP: 0.297, SLG: 0.371	B SI 94 F FC 87 F SI 93 S KC 77 1-3 ③ K		B SI 93 X SI 94 1-0 ① F7		C FF 97 S FF 97 F SL 90 X SL 90 0-2 ③ G6-3			B FC 92 F FF 94 S FC 91 B FF 95 F FF 95 B SL 84 X FF 94 3-2 ② P4		4	0	0	0	0	1	3
17 Ryan Goins, L (1, 4) OBP: 0.318, SLG: 0.356		B SI 92 B CH 86 C SI 94 F FF 94 F SI 93 F KC 76 S FC 88 2-3 ① K	X FF 89 0-0 ② F8			C FF 96 B FF 95 F SI 96 F CU 83 S FF 96 1-3 ① K		B FF 94 C FF 95 S FC 88 F FF 95 B FC 89 X FC 88 2-2 1-2 1B		4	0	1	0	0	2	0
22 Josh Thole, L (1, 2) OBP: 0.289, SLG: 0.286		X SI 92 0-0 7 1B 20 2B 1B	B FF 90 B FF 91 C FF 90 F FF 91 B FF 91 F FF 90 X FF 89 3-2 ③ F8			C FF 96 B CU 82 C SI 96 F FF 96 X CH 88 1-2 ② G6-3		S FF 95 S FF 94 X FC 88 0-2 ③ G3		4	1	1	0	0	0	2
Inning Stats	R: 2 E: 0 K: 1 S: 17 H: 3 LOB: 2 BB: 1 P: 30	R: 3 E: 0 K: 2 S: 16 H: 3 LOB: 2 BB: 2 P: 31	R: 0 E: 0 K: 0 S: 6 H: 0 LOB: 0 BB: 0 P: 10	R: 0 E: 0 K: 1 S: 15 H: 1 LOB: 1 BB: 0 P: 19	R: 0 E: 0 K: 0 S: 8 H: 0 LOB: 0 BB: 0 P: 10	R: 0 E: 0 K: 1 S: 9 H: 0 LOB: 0 BB: 0 P: 11	R: 0 E: 0 K: 0 S: 11 H: 0 LOB: 0 BB: 0 P: 15	R: 0 E: 0 K: 1 S: 17 H: 2 LOB: 2 BB: 0 P: 28		1B: 7 2B: 2 3B: 0 HR: 0 SF: 1 SAC: 0 DP: 0 HBP: 0						

	AB	32
	R	5
	H	9
	RBI	5
	BB	3
	SO	6
	LOB	14

PITCHER		IP	WLS	BF	H	R	ER	SO	BB	IBB	HBP	BLK	WP	HR	S	P	ERA	WHIP
47 Trevor Bauer, R ERA: 4.56	(1, 1)	1.1	L	11	6	5	5	2	1	0	0	0	0	0	26	44	33.75	5.250
53 Jeff Manship, R ERA: 1.32	(2, 1)	1.0		5	0	0	0	1	2	0	0	0	0	0	8	19	0.00	2.000
57 Kyle Crockett, L ERA: 3.38	(3, 1)	1.0		3	0	0	0	0	0	0	0	0	0	0	8	11	0.00	0.000
49 Austin Adams, R ERA: 3.41	(4, 1)	1.2		6	1	0	0	1	0	0	0	0	0	0	20	26	0.00	0.600
34 Zach McAllister, R ERA: 3.02	(6, 1)	1.0		3	0	0	0	1	0	0	0	0	0	0	9	11	0.00	0.000
26 Gavin Floyd, R ERA:	(7, 1)	1.0		3	0	0	0	0	0	0	0	0	0	0	11	15	0.00	0.000
51 Shawn Armstrong, R ERA:	(8, 1)	1.0		5	2	0	0	1	0	0	0	0	0	0	17	28	0.00	2.000

WP: 0 PB: 0 SB: 1 CS: 0 PA: 36

Cleveland Indians @ Detroit Tigers

Comerica Park, Detroit, MI

Fri Sep 04 2015, 7:09 PM - 9:48 PM EDT

Att. 26,378 - Partly Cloudy - 79 F

TOP

livebaseballscorecards.com

Batter	1	2	3	4	5	6	7	8	9	AB	R	H	RBI	BB	SO	LOB
22 Jason Kipnis, L (1, 4) OBP: 0.386, SLG: 0.463 11 José Ramírez, S (9, 4) OBP: 0.276, SLG: 0.275	B FF 87 C FF 87 B SI 86 X FF 86 2-1 L8 ①		B FC 80 1 SAFE L FF 86 B SI 86 B FC 81 C FF 86 F FF 88 X SI 87 3-2 FC3-6 12 1B ① 1-2f		B CU 73 S FC 81 B SI 86 X FF 86 2-1 L7 ①	B CU 77 X FF 93 1-0 L6 ②		C FF 96 S SL 86 F FF 94 B SL 86 X SL 84 1-2 L3 ②		5 0 0 0 0 0 2 0 0 0 0 0 0 0					
12 Francisco Lindor, S (1, 6) OBP: 0.347, SLG: 0.440	C SI 87 B FF 88 S CH 81 F FC 82 B CH 81 X CU 74 2-2 G6-3 ②		1 SAFE B SI 86 1 SAFE X CH 80 1-0 1-2 1B ②		B FC 81 X FF 87 1-0 23 2B 10 HBP 1-3 2B	C FF 94 X CH 83 0-1 G3 ③		X FF 96 0-0 F8 ③		5 1 2 0 0 0 0						
23 Michael Brantley, L (1, 7) OBP: 0.393, SLG: 0.487 1 Michael Martinez, S (9, PR) (9, 7)	C FF 88 B FC 81 F SI 88 X SI 89 1-2 G4-1 ③		D FC 81 C FC 80 F SI 87 F SI 86 S FC 81 1-3 K ②		S SI 85 X SI 86 0-1 10 HBP 35 BB 2-3 3-H 2B		B FF 93 X CH 83 1-0 F9 ①		C CH 87 B FF 94 B SL 85 X FF 95 2-1 41 G6-4-3 1B	5 1 2 1 0 1 2 0 0 0 0 0 0 0						
41 Carlos Santana, S (1, 10) OBP: 0.355, SLG: 0.393		C FF 86 X SI 86 0-1 10 G6-4-3 1B	B FC 82 F CH 80 C FF 88 F CU 74 X FF 89 1-2 P6 ③		I IN 65 I IN 70 I IN 72 I IN 73 4-0 35 BB 10 HBP IBB		C FF 94 B CU 79 F CH 84 F CH 84 F FF 94 B FF 94 B CH 84 F CH 83 B FF 94 4-2 10 1B 8 2B BB		B FF 94 C CH 88 X CH 89 1-1 G6-4-3 ① ② 1-2f	3 1 1 0 2 0 3						
10 Yan Gomes, R (1, 2) OBP: 0.265, SLG: 0.383		C FC 80 X CH 79 0-1 G6-4-3 ① ② 1-2f		F FF 85 B CU 74 B FF 87 B CH 80 X FF 87 3-1 F9 ①	F SI 93 F FF 93 B FF 95 F CU 77 F CH 85 H SI 94 2-2 35 BB 1-2 2-3 3-H HBP		F FF 92 X FF 93 0-1 8 2B 1-3 1B		B FF 96 C SL 83 S SL 84 B SL 87 F FF 95 C FF 94 2-3 K ③	4 1 1 1 0 1 2						
30 Chris Johnson, R (1, 3) OBP: 0.279, SLG: 0.337 8 Lonnie Chisenhall, L (7, PH) OBP: 0.306, SLG: 0.402 (7, 9)		B SI 86 B FC 81 F FF 88 X SI 87 2-1 G6-3 ③		B SI 86 X FF 88 1-0 F8 ②	F FF 93 X CU 76 0-1 L7 ②		F FF 91 B CH 83 X CH 82 1-1 35 G3-1 1-H 3-H 2B			3 0 0 0 0 0 3 1 0 1 2 0 0 0						
35 Abraham Almonte, S (1, 8) OBP: 0.310, SLG: 0.421			B FC 78 B SI 86 F FF 86 B CH 79 B SI 87 4-1 40 HR BB	F FF 86 C FF 88 B CU 75 B SI 87 B FF 87 C FF 88 3-3 K ③	C SI 94 F FF 94 F SI 94 D CU 79 D CU 79 D SI 95 F SI 95 B SI 95 4-2 1-2 2-3 3-H BB		S CH 82 S CH 82 B FF 93 X CH 83 1-2 G3-1 ② 2-3			2 1 0 1 2 1 1						
40 Jerry Sands, R (1, 9) OBP: 0.284, SLG: 0.394 (7, 3)			C SI 86 X CH 80 0-1 1-H HR		D CU 79 D CU 86 X SI 96 1-0 39 1B 3B C FF 94 D CU 79 D CU 79 B SI 94 X SI 95 2-2 G3-1 ③		C CU 75 D CU 78 F CH 82 D CU 78 F FF 92 X FF 93 2-2 G3 ③			4 2 2 2 0 0 4						
39 Gio Urshela, R (1, 5) OBP: 0.277, SLG: 0.322			C FF 88 X FC 82 0-1 22 FC3-6 1B		F FF 87 F FF 87 F FF 86 B CU 75 B FF 87 F FF 87 B FC 81 X FF 87 3-2 12 2B 23 2B 3-H 1B	B FF 93 F FF 92 F CH 82 B FF 94 T FF 93 2-2 K ①		X FF 96 0-0 G4-3 ①		4 1 2 1 0 1 0						
Inning Stats	R: 0 E: 0 K: 0 S: 9 H: 0 LOB: 0 BB: 0 P: 14	R: 0 E: 0 K: 0 S: 6 H: 1 LOB: 0 BB: 0 P: 8	R: 2 E: 0 K: 1 S: 18 H: 3 LOB: 2 BB: 1 P: 28	R: 0 E: 0 K: 1 S: 6 H: 0 LOB: 0 BB: 0 P: 13	R: 4 E: 0 K: 0 S: 24 H: 4 LOB: 3 BB: 2 P: 44	R: 0 E: 0 K: 1 S: 6 H: 0 LOB: 0 BB: 0 P: 9	R: 2 E: 0 K: 0 S: 17 H: 2 LOB: 1 BB: 1 P: 26	R: 0 E: 0 K: 0 S: 6 H: 0 LOB: 0 BB: 0 P: 7	R: 0 E: 0 K: 1 S: 8 H: 1 LOB: 1 BB: 0 P: 13	1B: 6 2B: 3 3B: 1 HR: 1 SF: 0 SAC: 0 DP: 2 HBP: 1						

	AB	36
	R	8
	H	11
	RBI	8
	BB	4
	SO	4
	LOB	17

WP: 0 PB: 0 SB: 0 CS: 0 PA: 41

PITCHER		IP	WLS	BF	H	R	ER	SO	BB	IBB	HBP	BLK	WP	HR	S	P	ERA	WHIP
53 Kyle Lobstein, L ERA: 5.02	(1, 1)	4.1	L	22	8	6	6	2	1	1	0	0	0	1	50	86	12.46	2.077
54 Drew VerHagen, R ERA: 2.38	(5, 1)	0.2		4	0	0	0	0	1	0	1	0	0	0	13	21	0.00	1.500
26 Jeff Ferrell, R ERA: 11.25	(6, 1)	2.0		9	2	2	2	1	1	0	0	0	0	0	23	35	9.00	1.500
58 José Váldez, R ERA: 9.0	(8, 1)	2.0		6	1	0	0	1	0	0	0	0	0	0	14	20	0.00	0.500

PITCHER	IP	WLS	BF	H	R	ER	SO	BB	IBB	HBP	BLK	WP	HR	S	P	ERA	WHIP

Batter	1	2	3	4	5	6	7	8	9	AB	R	H	RBI	BB	SO	LOB
12 Anthony Gose, L (1, 8) OBP: 0.313, SLG: 0.375	C FF 86 B FC 86 B FF 88 X FF 88 2-1 1B		C FF 90 C CU 75 F FF 90 F CU 75 B FC 84 F FC 86 S FF 90 1-3 ③ K			C FF 86 B CH 80 C FC 84 D CU 74 S FF 89 2-3 ① K		B CH 82 X SI 88 1-0 ③ G4-3		4	0	1	0	0	2	1
3 Ian Kinsler, R (1, 4) OBP: 0.356, SLG: 0.449	1 SAFE 1 SAFE X SI 89 0-0 ① F9			B SI 89 F FC 86 S FC 85 B FF 90 X FC 86 2-2 ① G6-3		X FF 88 0-0 ② F9 2-3			X FC 84 0-0 ① L8	4	0	0	0	0	0	2
24 Miguel Cabrera, R (1, 3) OBP: 0.458, SLG: 0.584	1 SAFE 1 SAFE B SI 89 1 SAFE C FC 86 X FF 88 1-1 ② P2			C CH 84 F FF 90 C CU 76 0-3 ② K		D FC 85 X FF 89 1-0 3-H 1B			B CU 73 B FF 89 X FF 89 2-0 ② P3	4	0	1	1	0	1	1
28 J.D. Martinez, R (1, 9) OBP: 0.347, SLG: 0.552	1 SAFE 1 SAFE B SI 88 B SI 86 C SI 89 1 SAFE S FF 89 F FC 85 1 SAFE 3-2 ③ B CU 74 1 SAFE X FC 85 L1			F FC 86 F CU 75 B FF 90 B FC 84 B FC 86 B FF 90 4-2 BB		C FF 89 S CU 74 B FC 85 X FF 90 1-2 ③ L8			X FC 85 0-0 1B	3	0	1	0	1	0	2
41 Victor Martinez, S (1, 10) OBP: 0.291, SLG: 0.349		X FC 84 0-0 ① F8		C FF 88 1 SAFE B FF 89 X FC 86 1-1 ③ F7			C FC 81 X CH 80 0-1 ① G4-3		C FC 84 F FF 88 B FF 88 S CU 74 1-3 ③ K	4	0	0	0	0	1	2
9 Nick Castellanos, R (1, 5) OBP: 0.305, SLG: 0.423		C FF 88 C CU 74 S FC 85 0-3 ② K			C CH 86 S FC 82 B FF 88 B FC 85 B FF 88 X FF 88 3-2 ① F8		F FF 87 F CU 72 B FF 88 C FC 84 1-3 ② K			3	0	0	0	0	2	0
18 Tyler Collins, L (1, 7) OBP: 0.287, SLG: 0.402		C FF 90 F FF 90 B FF 90 F FC 87 B FF 90 X CU 76 2-2 ③ L8			S CU 72 X CU 74 0-1 ② G4-3		X CH 81 0-0 ③ L4			3	0	0	0	0	0	0
50 Bryan Holaday, R (1, 2) OBP: 0.245, SLG: 0.358			B FF 88 X SI 87 1-0 ① F7		X FF 88 0-0 ③ P4			C FF 88 B CU 73 F FC 85 X FF 89 1-2 ① L8		3	0	0	0	0	0	0
49 Dixon Machado, R (1, 6) OBP: 0.273, SLG: 0.300			C FF 88 B FF 88 S FC 83 B SI 90 B FC 86 X FF 90 3-2 ② L8			B FF 88 X FF 88 1-0 3 F9 24 1B 2B		C FC 85 X CU 75 0-1 ② G5-3		3	1	1	0	0	0	0
Inning Stats	R: 0 E: 0 K: 0 S: 9 H: 1 LOB: 1 BB: 0 P: 15	R: 0 E: 0 K: 1 S: 8 H: 0 LOB: 0 BB: 0 P: 10	R: 0 E: 0 K: 1 S: 10 H: 0 LOB: 0 BB: 0 P: 15	R: 0 E: 0 K: 1 S: 10 H: 0 LOB: 1 BB: 1 P: 17	R: 0 E: 0 K: 0 S: 6 H: 0 LOB: 0 BB: 0 P: 9	R: 1 E: 0 K: 1 S: 9 H: 2 LOB: 1 BB: 0 P: 14	R: 0 E: 0 K: 1 S: 6 H: 0 LOB: 0 BB: 0 P: 7	R: 0 E: 0 K: 0 S: 6 H: 0 LOB: 0 BB: 0 P: 8	R: 0 E: 0 K: 1 S: 6 H: 1 LOB: 1 BB: 0 P: 9	1B: 3 2B: 1 3B: 0 HR: 0 SF: 0 SAC: 0 DP: 0 HBP: 0						

PITCHER	IP	WLS	BF	H	R	ER	SO	BB	IBB	HBP	BLK	WP	HR	S	P	ERA	WHIP
43 Josh Tomlin, R (1, 1) ERA: 2.55	9.0	W	32	4	1	1	6	1	0	0	0	0	0	70	104	1.00	0.556

PITCHER	IP	WLS	BF	H	R	ER	SO	BB	IBB	HBP	BLK	WP	HR	S	P	ERA	WHIP

BOTTOM

Cleveland Indians @ Detroit Tigers

Comerica Park, Detroit, MI

Fri Sep 04 2015, 7:09 PM - 9:48 PM EDT

Att. 26,378 - Partly Cloudy - 79 F

livebaseballscorecards.com

AB	31
R	1
H	4
RBI	1
BB	1
SO	6
LOB	8

Batter	1	2	3	4	5	6	7	8	9	AB	R	H	RBI	BB	SO	LOB
22 Jason Kipnis, L (1, 4) OBP: 0.385, SLG: 0.460	B SI 92 S SI 92 F SI 92 F SI 93 C SI 93 1-3 ① K		B FS 84 B FS 84 B FS 86 B SI 93 4-0 BB			C SI 92 B CU 75 S FS 84 B FS 87 X FS 86 2-2 ① L9		B FF 92 C SI 91 F SL 86 C CU 83 1-3 ① K		3	0	0	0	1	2	1
12 Francisco Lindor, S (1, 6) OBP: 0.346, SLG: 0.436	B SI 93 B SI 92 B SI 93 B SI 92 4-0 41 S BB		B FS 84 1 SAFE B FS 84 C SI 93 F FS 83 B FS 84 X FS 86 3-2 ③ G3			X FF 93 0-0 ② F7		X FF 91 0-0 E4 1-2		3	0	0	0	1	0	2
23 Michael Brantley, L (1, 7) OBP: 0.392, SLG: 0.487	C SI 92 1 SAFE 1 SAFE B SI 92 C FS 82 B FS 85 X FS 85 2-2 ② F8			B CU 74 X FS 83 1-0 ① F8		B FF 93 B FS 86 X FS 85 2-0 2B		X FF 91 0-0 ②③ L3-6 2-2		4	0	1	0	0	0	3
41 Carlos Santana, S (1, 10) OBP: 0.356, SLG: 0.391	1 SAFE B SI 92 B FS 82 B FS 88 C FF 93 X FS 85 3-1 ③ G3-1 1-2			B CU 73 B FS 84 F SI 93 C FS 83 B FS 85 F FF 93 F FS 86 F FS 83 F FF 93 4-2 F FS 85 B FS 84 BB		B SI 94 B FF 92 B SI 94 B FS 87 4-0 BB			C FF 96 F FF 97 B FF 98 B SL 86 B SL 86 S FF 96 3-3 ① K	2	0	0	0	2	1	1
8 Lonnie Chisenhall, L (1, 9) OBP: 0.301, SLG: 0.395		C SI 92 C FS 85 B FS 86 S FS 85 1-3 ① K		F SI 93 B FS 82 X FS 85 1-1 ② F9		C FS 86 F FF 93 X FF 93 0-2 ③ P2			F FF 96 B CH 89 F CH 90 F SL 85 X SL 86 1-2 ② F8	4	0	0	0	0	1	3
40 Jerry Sands, R (1, 3) OBP: 0.283, SLG: 0.388		C FF 93 X CU 76 0-1 ② P2		1 SAFE S SI 93 B SI 94 S CU 74 F SI 94 F SI 94 B SI 94 X CU 78 2-2 ③ L8			C CU 76 B CU 77 C CU 76 B SI 94 F CU 77 B FS 86 X FS 83 3-2 55 G5-4-3 1B		F FF 98 B FF 98 X SL 86 1-1 ③ G5-3	4	0	1	0	0	0	1
35 Abraham Almonte, S (1, 8) OBP: 0.304, SLG: 0.413		C SI 93 B FS 87 C FS 85 F FS 86 X FS 84 1-2 ③ G3			C SI 92 B CU 76 X FS 85 1-1 ① G4-3		F SI 94 F FF 93 F FS 84 S CU 78 0-3 ① K			3	0	0	0	0	1	1
55 Roberto Pérez, R (1, 2) OBP: 0.337, SLG: 0.363			B FF 92 C FF 92 B CU 75 X FF 93 2-1 ① G5-3		C SI 93 B CU 76 B CU 77 S FS 85 S CU 78 2-3 ② K		F FF 93 X SI 93 0-1 ②③ G5-4-3 1-2f			3	0	0	0	0	1	1
39 Gio Urshela, R (1, 5) OBP: 0.275, SLG: 0.319 1 Michael Martinez, S (8, PH) OBP: 1.000, SLG: 1.000 (8, 5)			C CU 76 B FS 82 C CU 76 S CU 77 1-3 ② K		F SI 93 F FS 85 F SI 94 X CU 78 0-2 ③ F8			X SI 92 0-0 23 L3-6 12 E 1B		2 1	0 0	0 1	0 0	0 0	1 0	0 0
Inning Stats	R: 0 E: 0 K: 1 S: 9 H: 0 LOB: 1 BB: 1 P: 19	R: 0 E: 0 K: 1 S: 9 H: 0 LOB: 0 BB: 0 P: 11	R: 0 E: 0 K: 1 S: 8 H: 0 LOB: 1 BB: 1 P: 18	R: 0 E: 0 K: 0 S: 15 H: 0 LOB: 1 BB: 1 P: 23	R: 0 E: 0 K: 1 S: 9 H: 0 LOB: 0 BB: 0 P: 12	R: 0 E: 0 K: 0 S: 8 H: 1 LOB: 2 BB: 1 P: 16	R: 0 E: 0 K: 1 S: 10 H: 1 LOB: 0 BB: 0 P: 13	R: 0 E: 1 K: 1 S: 6 H: 1 LOB: 1 BB: 0 P: 7	R: 0 E: 0 K: 1 S: 9 H: 0 LOB: 0 BB: 0 P: 14	1B: 2 2B: 2 3B: 0 HR: 0 SF: 0 SAC: 0 DP: 2 HBP: 0						

PITCHER		IP	WLS	BF	H	R	ER	SO	BB	IBB	HBP	BLK	WP	HR	S	P	ERA	WHIP
31 Alfredo Simon, R ERA: 4.86	(1, 1)	7.0	W	26	2	0	0	5	4	0	0	0	0	0	68	112	0.00	0.857
30 Alex Wilson, R ERA: 2.27	(8, 1)	1.0		4	1	0	0	1	0	0	0	0	0	0	6	7	0.00	1.000
43 Bruce Rondón, R ERA: 6.29	(9, 1)	1.0		3	0	0	0	1	0	0	0	0	0	0	9	14	0.00	0.000

PITCHER	IP	WLS	BF	H	R	ER	SO	BB	IBB	HBP	BLK	WP	HR	S	P	ERA	WHIP

TOP

Cleveland Indians @ Detroit Tigers

Comerica Park, Detroit, MI

Sat Sep 05 2015, 7:10 PM - 10:01 PM EDT

Att. 28,949 - Clear - 83 F

livebaseballscorecards.com

AB	29
R	0
H	3
RBI	0
BB	4
SO	7
LOB	13

WP: 0 PA: 33
PB: 0
SB: 1
CS: 0

Batter	1	2	3	4	5	6	7	8	9	AB	R	H	RBI	BB	SO	LOB
20 Rajai Davis, R (1, 8) OBP: 0.291, SLG: 0.399	C FF 92 X FF 94 0-1 G5-3 ①		B FF 93 X FF 93 1-0 G6-3 ①	B FF 92 1 SAFE 1 SAFE X FF 92 1-0 1-H 3 E 3B		C FF 95 X FC 89 0-1 G4-3 ③		B SI 91 X FF 90 1-0 L7 ③		5	1	1	1	0	0	1
3 Ian Kinsler, R (1, 4) OBP: 0.357, SLG: 0.449	C FF 94 F SL 82 B FF 95 F FF 95 F CH 84 F CH 83 F FF 95 B CH 83 B CH 83 3-2 F FF 85 X FF 94 E4 24 G6-4-3		X FF 94 0-0 24 CS 1B	B SI 92 X CU 82 1-0 E2 3-H 1B			F SI 93 X SI 94 0-1 F7 ①			4	0	2	1	0	0	0
24 Miguel Cabrera, R (1, 3) OBP: 0.456, SLG: 0.579	1 SAFE B FF 95 B FF 95 B FF 95 C FF 94 S CH 86 X FF 96 3-2 G6-4-3 ② ③ 1-2f		B FF 95 B FF 92 1 SAFE B FF 94 B FF 94 4-0 28 HR 1-2 BB ②	C CU 82 X SI 92 0-1 F8 ③			B SI 94 C CU 82 F SI 94 X CU 83 1-2 F9 ②			3	1	0	0	1	0	2
28 J.D. Martinez, R (1, 9) OBP: 0.349, SLG: 0.556		B FF 94 C FF 94 B FF 95 S CH 82 S FF 94 2-3 K ①	B FF 95 C FF 93 C FF 95 D CH 85 B CH 82 X FF 94 3-2 1-H HR		B SI 92 F SI 92 F CU 84 B CU 84 T CU 83 2-2 K ①		F FC 88 H FF 91 1-1 41 1B HBP			3	1	1	2	0	2	0
41 Victor Martinez, S (1, 10) OBP: 0.293, SLG: 0.351		C FF 95 B CU 79 C CU 79 X FF 95 1-2 F9 ②	B FF 93 C FF 95 F SI 94 F CH 82 B CU 78 X CH 83 2-2 F8 ③		F SI 92 B SI 91 C CU 84 F CU 83 F CU 83 B SI 92 F CU 84 F SI 92 B SI 93 3-2 F SI 91 X SI 92 1B		B FF 93 X SI 92 1-0 1-2 1B			4	0	2	0	0	0	0
9 Nick Castellanos, R (1, 5) OBP: 0.304, SLG: 0.422		S CH 84 B CH 83 B FF 94 C FF 94 F FF 94 B CH 83 X CH 82 3-2 18 1B 34 1B 1B		B FF 92 T FF 94 X CH 84 1-1 F8 ①	C CU 83 S CU 82 B CU 82 B SI 90 B CU 83 S CU 84 3-3 K ②		B FC 87 B FF 90 D FF 89 C FF 91 S FF 93 X FF 93 3-2 G6-3 ③			4	1	1	0	0	1	3
18 Tyler Collins, L (1, 7) OBP: 0.293, SLG: 0.426		B FF 92 F FF 93 B FF 95 X SI 93 2-1 34 1B 1-2 1B		B CH 84 B FF 94 F FF 92 X SI 94 2-1 HR	X SI 90 0-0 G3 ③			B FF 92 S CU 81 B CU 80 B FF 90 C FF 93 X FF 93 3-2 L7 ①		4	1	2	1	0	0	1
34 James McCann, R (1, 2) OBP: 0.295, SLG: 0.389		B CH 84 B FF 94 X FF 93 2-0 1-3 2-H 1B		X SL 83 0-0 17 FC4-6 1B		C FF 94 C FF 94 S FC 91 0-3 K ①		B CU 82 B FC 89 X FF 92 2-0 G5-3 ②		4	0	2	1	0	1	0
17 Andrew Romine, S (1, 6) OBP: 0.291, SLG: 0.317		C FF 94 B CH 82 X CH 85 1-1 G3 ③		S SI 92 X SI 92 0-1 FC4-6 ② 20 3B 1-2f		X FF 93 0-0 G4-3 ②		C FF 91 B SI 92 C FF 93 B CU 81 B FF 92 F FF 92 B FF 92 4-2 BB		3	1	0	0	1	0	3
Inning Stats	R: 0 E: 1 K: 0 S: 13 H: 0 LOB: 0 BB: 0 P: 19	R: 1 E: 0 K: 1 S: 15 H: 3 LOB: 2 BB: 0 P: 26	R: 2 E: 0 K: 0 S: 9 H: 2 LOB: 0 BB: 1 P: 19	R: 3 E: 1 K: 0 S: 11 H: 4 LOB: 1 BB: 0 P: 16	R: 0 E: 0 K: 2 S: 15 H: 1 LOB: 1 BB: 0 P: 23	R: 0 E: 0 K: 1 S: 6 H: 0 LOB: 0 BB: 0 P: 6	R: 0 E: 0 K: 0 S: 10 H: 1 LOB: 2 BB: 0 P: 16	R: 0 E: 0 K: 0 S: 8 H: 0 LOB: 1 BB: 1 P: 18		1B: 8 2B: 0 3B: 1 HR: 2 SF: 0 SAC: 0 DP: 1 HBP: 1						

BOTTOM

Cleveland Indians @ Detroit Tigers

Comerica Park, Detroit, MI

Sat Sep 05 2015, 7:10 PM - 10:01 PM EDT

Att. 28,949 - Clear - 83 F

livebaseballscorecards.com

AB	34
R	6
H	11
RBI	6
BB	2
SO	4
LOB	10

WP: 0 PB: 0 SB: 0 CS: 1 PA: 37

PITCHER		IP	WLS	BF	H	R	ER	SO	BB	IBB	HBP	BLK	WP	HR	S	P	ERA	WHIP
31 Danny Salazar, R ERA: 3.54	(1, 1)	3.2	L	19	8	6	6	1	1	0	0	0	0	2	45	76	14.73	2.455
53 Jeff Manship, R ERA: 1.27	(4, 1)	1.0		5	2	0	0	2	0	0	0	0	0	0	17	26	0.00	2.000
65 Giovanni Soto, L ERA:	(5, 1)	0.1		1	0	0	0	0	0	0	0	0	0	0	1	1	0.00	0.000
51 Shawn Armstrong, R ERA:	(6, 1)	1.0		3	0	0	0	1	0	0	0	0	0	0	6	6	0.00	0.000
26 Gavin Floyd, R ERA:	(7, 1)	2.0		9	1	0	0	0	1	0	1	0	0	0	18	34	0.00	1.000

PITCHER		IP	WLS	BF	H	R	ER	SO	BB	IBB	HBP	BLK	WP	HR	S	P	ERA	WHIP

Batter	1	2	3	4	5	6	7	8	9	AB	R	H	RBI	BB	SO	LOB
22 Jason Kipnis, L (1, 4) OBP: 0.385, SLG: 0.458	F FF 91 X FF 92 0-1 ① F8		B FF 92 B SL 85 F FF 92 B CU 79 F FF 92 X CU 78 3-2 ③ F9			B FF 92 1 SAFE L FF 93 1 SAFE S CH 84 B CU 79 B CH 85 X CH 84 3-2 12 3B 1-2 1B	1 SAFE B FF 92 F CH 84 B FF 91 B FF 92 B FF 92 4-1 ② 1-2 BB		C FF 96 F CH 88 C FF 98 0-3 ③ K	4	1	1	0	1	1	1
12 Francisco Lindor, S (1, 6) OBP: 0.345, SLG: 0.440	C FF 92 B FF 91 F SL 85 X FF 93 1-2 ② F9			B CU 76 X CH 83 1-0 ① F9		L FF 91 B FF 92 X FF 92 1-1 41 1B 1-H 2-H 3B	1 SAFE 1 SAFE M CU 78 X CU 78 0-1 ③ F8			4	1	1	2	0	0	1
23 Michael Brantley, L (1, 10) OBP: 0.389, SLG: 0.483	B FF 91 B FF 91 X FF 92 2-0 ③ F7			C FF 91 C FF 92 F FF 92 F CH 85 F CH 84 X CH 85 0-2 ② P4		C CU 78 X FF 94 0-1 ① F8		C SI 91 S SL 79 X SL 80 0-2 ① P6		4	0	0	0	0	0	1
41 Carlos Santana, S (1, 3) OBP: 0.356, SLG: 0.390		B FF 92 C SL 84 C SL 84 F FF 92 B SL 86 B SL 87 F FF 93 C FF 93 3-3 ① K		B CU 78 F FF 92 B FF 93 F SL 85 X FF 94 2-2 ③ P2		C FF 94 B SL 87 C FF 96 X FF 97 1-2 10 1B 3-H 1B		F CH 87 B SI 92 X SL 79 1-1 ② F9		4	0	1	1	0	1	0
8 Lonnie Chisenhall, L (1, 9) OBP: 0.301, SLG: 0.391		B FF 91 B FF 91 S FF 92 B FF 91 B FF 93 4-1 BB			F FF 91 B FF 92 F FF 91 T FF 94 1-2 ① K	X CH 86 0-0 ② F8		C SL 79 F SI 92 B SL 80 F SL 79 S SI 91 1-3 ③ K		3	0	0	0	1	2	1
10 Yan Gomes, R (1, 2) OBP: 0.264, SLG: 0.381		1 SAFE S FF 91 1 SAFE X SL 84 0-1 ② P5			C CU 79 B CH 84 X SL 86 1-1 ② G6-3	1 SAFE 1 SAFE F FF 92 S FF 94 F FF 94 B FF 94 B CU 80 X CU 80 2-2 1-2 1B			C SL 83 F FF 94 B SL 84 X SL 84 1-2 ① G5-3	4	0	1	0	0	0	1
35 Abraham Almonte, S (1, 8) OBP: 0.309, SLG: 0.429		1 SAFE C SL 85 1 SAFE F FF 92 F SL 86 S CU 78 0-3 ③ K			B SL 86 F FF 93 B FF 94 C SL 86 X FF 94 2-2 3B	B CU 78 X SL 85 1-0 ③ F7			F FF 94 S FF 94 X FF 93 0-2 1 WP 1 1B 1B	4	1	2	0	0	1	3
11 José Ramírez, S (1, 5) OBP: 0.272, SLG: 0.270			X FF 90 0-0 ① P5		C CU 79 B FF 93 C FF 94 X CU 81 1-2 ③ G6-3		C CH 83 X CH 82 0-1 ① G3		X FF 95 0-0 ② F8	4	0	0	0	0	0	2
1 Michael Martinez, S (1, 7) OBP: 0.800, SLG: 0.800			C FF 90 L FF 91 B FF 92 F CU 80 B FF 92 S FF 92 2-3 ② K			S CH 83 F FF 91 X CU 80 0-2 22 1B 12 3B 1B	X CH 82 0-0 22 CS 1B		B FF 95 S FF 96 C SI 89 B FF 97 F FF 96 X SI 90 2-2 1-H 1B	4	1	3	1	0	1	0
Inning Stats	R: 0 E: 0 K: 0 S: 6 H: 0 LOB: 0 BB: 0 P: 9	R: 0 E: 0 K: 2 S: 12 H: 0 LOB: 1 BB: 1 P: 19	R: 0 E: 0 K: 1 S: 8 H: 0 LOB: 0 BB: 0 P: 13	R: 0 E: 0 K: 0 S: 10 H: 0 LOB: 0 BB: 0 P: 13	R: 0 E: 0 K: 1 S: 11 H: 1 LOB: 1 BB: 0 P: 16	R: 3 E: 0 K: 0 S: 19 H: 5 LOB: 2 BB: 0 P: 27	R: 0 E: 0 K: 0 S: 6 H: 1 LOB: 1 BB: 1 P: 10	R: 0 E: 0 K: 1 S: 9 H: 0 LOB: 0 BB: 0 P: 11	R: 1 E: 0 K: 1 S: 14 H: 2 LOB: 1 BB: 0 P: 17	1B: 7 2B: 0 3B: 2 HR: 0 SF: 0 SAC: 0 DP: 0 HBP: 0						

PITCHER		IP	WLS	BF	H	R	ER	SO	BB	IBB	HBP	BLK	WP	HR	S	P	ERA	WHIP
35 Justin Verlander, R ERA: 3.43	(1, 1)	7.0	L	29	7	3	3	4	2	0	0	0	0	0	72	107	3.86	1.286
32 Tom Gorzelanny, L ERA: 6.82	(8, 1)	1.0		3	0	0	0	1	0	0	0	0	0	0	9	11	0.00	0.000
39 Neftalí Feliz, R ERA: 7.23	(9, 1)	1.0		5	2	1	1	1	0	0	0	0	1	0	14	17	9.00	2.000

PITCHER	IP	WLS	BF	H	R	ER	SO	BB	IBB	HBP	BLK	WP	HR	S	P	ERA	WHIP

TOP

Cleveland Indians @ Detroit Tigers

Comerica Park, Detroit, MI

Sun Sep 06 2015, 1:10 PM - 3:59 PM EDT

Att. 28,964 - Sunny - 86 F

livebaseballscorecards.com

AB	35
R	4
H	9
RBI	4
BB	2
SO	6
LOB	10

WP: 1 PA: 37
PB: 0
SB: 0
CS: 1

Cleveland Indians @ Detroit Tigers

Comerica Park, Detroit, MI

Sun Sep 06 2015, 1:10 PM - 3:59 PM EDT

Att. 28,964 - Sunny - 86 F

livebaseballscorecards.com

BOTTOM

Batter	1	2	3	4	5	6	7	8	9	AB	R	H	RBI	BB	SO	LOB
12 Anthony Gose, L (1, 8) OBP: 0.313, SLG: 0.372	M FF 91 B CH 83 F FF 92 B CH 84 F FF 92 X FF 92 2-2 ① G5-3			B CH 84 B FF 90 B FF 92 B FF 90 4-0 24 G6-4-3 49 1B BB		B FF 89 S CH 82 C CH 82 B CU 80 F CH 84 F FF 93 X FF 94 2-2 ② G5-3			F FF 95 B KC 86 F FF 95 B FF 96 B KC 86 X FF 95 3-2 ① G6-3	3	0	0	0	1	0	0
49 Dixon Machado, R (1, 6) OBP: 0.267, SLG: 0.286	C FF 92 B FC 90 X FC 90 1-1 ② L4			X FF 92 0-0 24 G6-4-3 1-2 1B		C FC 90 F CU 80 X CH 85 0-2 ③ G4-3			B FF 95 F FF 95 X FF 96 1-1 ② L8	4	0	1	0	0	0	0
24 Miguel Cabrera, R (1, 10) OBP: 0.452, SLG: 0.572	S FC 90 C CH 85 X FF 93 0-2 ③ G5-3			B FC 90 C FC 90 B FF 91 S CH 84 X FF 93 2-2 ① ② G6-4-3 1-2f 2-3			B FC 87 B FF 91 X FC 87 2-0 ① G5-3		X FF 95 0-0 ③ F9	4	0	0	0	0	0	2
28 J.D. Martinez, R (1, 9) OBP: 0.347, SLG: 0.553		C FF 92 B FC 89 C FC 88 X CH 84 1-2 ① F8		X FC 90 0-0 ③ L8			B FF 91 F CH 83 F CU 78 X CH 83 1-2 ② L8			3	0	0	0	0	0	1
41 Victor Martinez, S (1, 3) OBP: 0.293, SLG: 0.353		C FF 92 B FC 89 B CU 79 F FF 93 F FC 89 F CH 84 F CU 82 X CH 84 2-2 ② G5-3			C CH 83 B FC 89 C CH 84 X FF 94 1-2 2B		X FF 89 0-0 ③ G6-3			3	0	1	0	0	0	0
9 Nick Castellanos, R (1, 5) OBP: 0.304, SLG: 0.420		C FF 92 B FF 92 F FC 90 B CH 86 T CH 85 2-2 ③ K			C FC 89 B FF 91 F CH 84 B FC 90 B CH 84 B FC 91 4-2 34 G4-6-3 BB			C FC 92 F SL 81 B FC 95 B FC 93 F FC 91 F SL 82 F FC 93 F FC 93 X SL 82 2-2 ① F8		2	0	0	0	1	1	0
18 Tyler Collins, L (1, 7) OBP: 0.294, SLG: 0.424			X FF 91 0-0 ① G4-3		B FF 92 D CH 84 S FF 92 B CH 85 F FF 92 F FF 93 F FF 93 T FF 94 3-2 ① K			X FC 92 0-0 1B		3	0	1	0	0	1	2
34 James McCann, R (1, 2) OBP: 0.292, SLG: 0.386			B FF 91 B FC 90 B FF 93 C FF 93 X FC 91 3-1 ② F8		B FC 89 C FF 93 X FC 90 1-1 ② ③ G4-6-3 1-2f			F FC 92 C SL 78 S SL 81 0-3 ② K		3	0	0	0	0	1	3
17 Andrew Romine, S (1, 4) OBP: 0.287, SLG: 0.312 3 Ian Kinsler, R (8, PH) (9, 4) OBP: 0.356, SLG: 0.449			B FF 92 F FF 93 F FC 90 B FF 94 C CH 84 2-3 ③ K			B FF 90 X FF 89 1-0 ① L7		B FC 91 B SL 81 B FC 91 X FC 91 3-0 ③ F7		2 1	0 0	0 0	0 0	0 0	1 0	0 1
Inning Stats	R: 0 E: 0 K: 0 S: 9 H: 0 LOB: 0 BB: 0 P: 12	R: 0 E: 0 K: 1 S: 12 H: 0 LOB: 0 BB: 0 P: 17	R: 0 E: 0 K: 1 S: 6 H: 0 LOB: 0 BB: 0 P: 11	R: 0 E: 0 K: 0 S: 5 H: 1 LOB: 1 BB: 1 P: 11	R: 0 E: 0 K: 1 S: 12 H: 1 LOB: 1 BB: 1 P: 21	R: 0 E: 0 K: 0 S: 9 H: 0 LOB: 0 BB: 0 P: 12	R: 0 E: 0 K: 0 S: 5 H: 0 LOB: 0 BB: 0 P: 8	R: 0 E: 0 K: 1 S: 12 H: 1 LOB: 1 BB: 0 P: 17	R: 0 E: 0 K: 0 S: 6 H: 0 LOB: 0 BB: 0 P: 10	1B: 2 2B: 1 3B: 0 HR: 0 SF: 0 SAC: 0 DP: 2 HBP: 0						

	AB	28
	R	0
	H	3
	RBI	0
	BB	2
	SO	4
	LOB	9

WP: 0 PA: 30
PB: 0
SB: 0
CS: 0

PITCHER		IP	WLS	BF	H	R	ER	SO	BB	IBB	HBP	BLK	WP	HR	S	P	ERA	WHIP
56 Cody Anderson, R ERA: 3.72	(1, 1)	7.0	W	23	2	0	0	3	2	0	0	0	0	0	58	92	0.00	0.571
27 Bryan Shaw, R ERA: 2.61	(8, 1)	1.0	H	4	1	0	0	1	0	0	0	0	0	0	12	17	0.00	1.000
37 Cody Allen, R ERA: 3.47	(9, 1)	1.0		3	0	0	0	0	0	0	0	0	0	0	6	10	0.00	0.000

PITCHER	IP	WLS	BF	H	R	ER	SO	BB	IBB	HBP	BLK	WP	HR	S	P	ERA	WHIP

Cleveland Indians @ Chicago White Sox

U.S. Cellular Field, Chicago, IL

Mon Sep 07 2015, 2:12 PM - 4:44 PM EDT

Att. 14,757 - Partly Cloudy - 90 F

TOP

livebaseballscorecards.com

Batter	1	2	3	4	5	6	7	8	9	AB	R	H	RBI	BB	SO	LOB
12 Francisco Lindor, S (1, 6) OBP: 0.344, SLG: 0.441	C SI 98 F SI 96 X CH 87 0-2 G6-3		F SI 91 S SI 95 B SL 77 F SI 96 F SL 80 F SI 97 C SI 96 1-3 K		1 SAFE 1 SAFE B SI 95 B CH 90 S SI 96 1 SAFE X CH 88 2-1 FC3-6 1-2f		B SI 94 X SI 93 1-0 2B			4	0	1	0	0	1	1
4 Mike Aviles, R (1, 4) (9, 7) OBP: 0.274, SLG: 0.316	C SI 95 B CH 87 B CH 88 X SI 97 2-1 G4-3			C CH 82 S CH 85 X SI 94 0-2 HR	C SI 95 F SI 92 F CH 88 1 SAFE C SL 80 0-3 K		B SI 90 X SI 96 1-0 G1-4-3			4	1	1	1	0	1	2
41 Carlos Santana, S (1, 3) OBP: 0.353, SLG: 0.387	B CH 86 C SI 94 C SI 94 B SI 94 S SI 96 2-3 K			B SL 76 C SI 95 B CH 89 S CH 87 B SL 81 F SI 96 X SI 91 3-2 G4-3		C SL 79 B CH 88 B CH 88 C SI 95 B SI 95 F SI 96 S SI 97 3-3 K		C CH 78 B SI 89 X SI 88 1-1 G3-1		4	0	0	0	0	2	0
9 Ryan Raburn, R (1, 9) OBP: 0.384, SLG: 0.552 8 Lonnie Chisenhall, L (8, PH) OBP: 0.300, SLG: 0.390 (8, 9)		B CH 87 B SI 93 B CH 88 C S B SI 97 4-2 BB		F SI 95 X SL 78 0-1 HR		B CH 87 B SI 90 F SI 93 X SI 92 2-1 HR		X CH 79 0-0 F9		2 1	2 0	2 0	2 0	1 0	0 0	0 0
10 Yan Gomes, R (1, 2) OBP: 0.261, SLG: 0.376		F S SI 96 B SI 92 X CH 88 1-2 F9		C SL 77 F SI 96 X SL 80 0-2 G5-3		F SI 97 S SI 98 C SL 82 0-3 K		C SI 88 X SL 83 0-1 G4-3		4	0	0	0	0	1	1
30 Chris Johnson, R (1, 10) OBP: 0.285, SLG: 0.348 22 Jason Kipnis, L (9, PH) OBP: 0.384, SLG: 0.457 (9, 10)		B CH 88 S SI 94 S CH 88 S CH 89 1-3 K		B CH 89 X CH 88 1-0 1B		C SL 82 B SI 90 S SI 91 X SI 97 1-2 2B			B CH 78 B SI 89 C CH 80 X SI 89 2-1 F7	3 1	0 0	2 0	0 0	0 0	1 0	1 0
40 Jerry Sands, R (1, 7) OBP: 0.275, SLG: 0.376 23 Michael Brantley, L (9, PH) OBP: 0.390, SLG: 0.484 11 José Ramírez, S (9, PR) OBP: 0.272, SLG: 0.270 (9, 4)		B SI 95 F SI 93 C CH 88 C SI 96 1-3 K		S SI 97 B SI 97 B SI 95 F CH 88 F SI 97 1 SAFE C SL 81 2-3 K		X CH 89 0-0 F9			C SL 84 B SL 85 F SI 93 B SL 86 X FF 94 2-2 35 G4-6-3 1B	3 1 0	0 0 0	0 1 0	0 0 0	0 0 0	2 0 0	3 0 0
35 Abraham Almonte, S (1, 8) OBP: 0.307, SLG: 0.424			B CH 89 B SI 93 C CH 86 X SI 94 2-1 F9		S CH 87 B CH 87 F SI 96 B SI 96 X SI 97 2-2 12 FC3-6 1B		B SI 94 B CH 88 C CH 87 X SI 94 2-1 L8		1 SAFE X SI 93 0-0 G4-6-3 1-2f	4	0	1	0	0	0	1
39 Gio Urshela, R (1, 5) OBP: 0.272, SLG: 0.315			X SI 93 0-0 L7		1 SAFE C SI 90 X CH 89 0-1 L8		X SI 92 0-0 L9			3	0	0	0	0	0	1
Inning Stats	R: 0 E: 0 K: 1 S: 8 H: 0 LOB: 0 BB: 0 P: 12	R: 0 E: 0 K: 2 S: 11 H: 0 LOB: 1 BB: 1 P: 18	R: 0 E: 0 K: 1 S: 9 H: 0 LOB: 0 BB: 0 P: 12	R: 2 E: 0 K: 1 S: 17 H: 3 LOB: 1 BB: 0 P: 23	R: 0 E: 0 K: 1 S: 11 H: 1 LOB: 1 BB: 0 P: 15	R: 1 E: 0 K: 2 S: 13 H: 2 LOB: 1 BB: 0 P: 19	R: 0 E: 0 K: 0 S: 5 H: 1 LOB: 1 BB: 0 P: 9	R: 0 E: 0 K: 0 S: 5 H: 0 LOB: 0 BB: 0 P: 6	R: 0 E: 0 K: 0 S: 6 H: 1 LOB: 1 BB: 0 P: 10	1B: 3 2B: 2 3B: 0 HR: 3 SF: 0 SAC: 0 DP: 1 HBP: 0						

	AB	34
	R	3
	H	8
	RBI	3
	BB	1
	SO	8
	LOB	10

PITCHER		IP	WLS	BF	H	R	ER	SO	BB	IBB	HBP	BLK	WP	HR	S	P	ERA	WHIP
49 Chris Sale, L ERA: 3.31	(1, 1)	7.0	L	29	7	3	3	8	1	0	0	0	0	3	74	108	3.86	1.143
34 Matt Albers, R ERA: 1.5	(8, 1)	1.1		4	0	0	0	0	0	0	0	0	0	0	7	10	0.00	0.000
43 Dan Jennings, L ERA: 4.5	(9, 1)	0.2		2	1	0	0	0	0	0	0	0	0	0	4	6	0.00	1.500

PITCHER	IP	WLS	BF	H	R	ER	SO	BB	IBB	HBP	BLK	WP	HR	S	P	ERA	WHIP

BOTTOM

Cleveland Indians @ Chicago White Sox

U.S. Cellular Field, Chicago, IL

Mon Sep 07 2015, 2:12 PM - 4:44 PM EDT

Att. 14,757 - Partly Cloudy - 90 F

livebaseballscorecards.com

Batter	1	2	3	4	5	6	7	8	9	AB	R	H	RBI	BB	SO	LOB
1 Adam Eaton, L (1, 8) OBP: 0.350, SLG: 0.423	S SI 94 B SI 94 X CH 88 1-1 G1-3 ①	B SI 95 B CH 87 B FF 95 F SI 95 B SI 95 4-1 BB		L FF 94 S KC 77 F SI 94 S KC 80 0-3 K ③			C FC 84 X CH 87 0-1 F8 ②			3	0	0	0	1	1	1
10 Alexei Ramirez, R (1, 6) OBP: 0.284, SLG: 0.359	B FF 94 B FC 88 B FF 94 B SI 94 4-0 79 S BB	F SI 95 B FC 89 F FF 96 B FC 88 B SI 95 T FF 97 3-2 K ③			S FF 92 B KC 74 B FF 93 F FC 84 X SI 93 2-2 G5-3 ①		B FF 93 X FC 86 1-0 G4-3 ③			3	0	0	0	1	1	2
79 José Abreu, R (1, 3) OBP: 0.346, SLG: 0.504	B FF 94 F SI 95 1 SAFE F FF 95 D KC 78 B SI 95 1 SAFE F FF 94 S SI 94 3-3 K ② 1-2		X FC 86 0-0 F9 ①		C SI 92 F SI 93 B SI 96 B KC 79 F FF 94 X KC 79 2-2 L7 ②			F SL 81 B SL 80 F FC 91 C FC 92 1-3 K ①		4	0	0	0	0	2	1
53 Melky Cabrera, S (1, 7) OBP: 0.314, SLG: 0.388	B FF 94 F SI 94 F CH 87 S KC 78 1-3 K ③		B FF 93 C CH 87 B FF 94 S FF 94 X KC 79 2-2 G6-3 ②		B CH 86 F SI 93 B KC 76 X SI 94 2-1 G4-3 ③			C FC 92 X FC 94 0-1 G5-3 ②		4	0	0	0	0	1	1
26 Avisaíl García, R (1, 10) OBP: 0.319, SLG: 0.386		B SI 94 B SI 94 B SI 93 B FF 94 4-0 24 BB 20 BB 5 FC4-6 BB	X SI 94 0-0 3B			C FC 84 S SI 92 X KC 80 0-2 20 FC4-6 1B		B FC 93 B FC 93 C FC 92 S FC 94 S FC 94 2-3 K ③		3	1	2	0	1	1	0
20 JB Shuck, L (1, 9) OBP: 0.349, SLG: 0.363		B SI 94 B SI 95 B FF 95 B FF 95 4-0 5 FC4-6 24 BB 21 SF9 1-2 BB	X FF 94 0-0 P3 ③			B FF 93 X SI 93 1-0 FC4-6 ① 1-2f 24 FC4-6			C FF 96 C FF 97 B KC 88 S KC 88 1-3 K ①	3	1	0	0	1	1	2
24 Mike Olt, R (1, 5) OBP: 0.250, SLG: 0.318		B FF 95 B FC 88 B SI 96 B FF 95 4-0 5 FC4-6 1-2 2-3 BB		B FF 93 C FF 93 C FF 94 B FC 88 S FF 94 2-3 K ①		S FF 93 X SI 94 0-1 FC4-6 ② 1-2f			S FF 97 C FF 96 B FF 97 B KC 88 X FF 97 2-2 G5-3 ②	3	0	0	0	1	1	1
5 Yolmer Sánchez, S (1, 4) OBP: 0.264, SLG: 0.325 28 Trayce Thompson, R (6, PH) OBP: 0.422, SLG: 0.667		F SI 95 F SI 96 X SI 97 0-2 FC4-6 ① 21 SF9 1-2f 2-3 3-H		B CH 86 C FF 95 X CH 88 1-1 L6 ②		B SI 93 X SI 92 1-0 F8 ③			S KC 87 S KC 88 X KC 89 0-2 58 WP 1B	3 1	0 0	0 1	1 0	0 0	0 0	3 0
21 Tyler Flowers, R (1, 2) OBP: 0.280, SLG: 0.349 28 Leury García, S (7, PH) OBP: 0.375, SLG: 0.286 58 Geovany Soto, R (8, 2) OBP: 0.321, SLG: 0.446		B SI 96 S SI 95 B SI 96 S SI 96 X FF 97 2-2 SF9 ② 1-2 3-H		B FC 89 F FF 94 H FF 94 2-1 HBP			C FF 92 S FC 87 S KC 79 0-3 K2-3 ①		F FF 96 B KC 88 X FF 97 1-1 G6-3 ③ 1-2	0 1 1	0 0 0	0 0 0	1 0 0	0 1 0	0 0 0	0 0 1
Inning Stats	R: 0 E: 0 K: 2 S: 9 H: 0 LOB: 1 BB: 1 P: 18	R: 2 E: 0 K: 1 S: 10 H: 0 LOB: 2 BB: 4 P: 31	R: 0 E: 0 K: 0 S: 6 H: 1 LOB: 1 BB: 0 P: 8	R: 0 E: 0 K: 2 S: 10 H: 0 LOB: 1 BB: 0 P: 15	R: 0 E: 0 K: 0 S: 9 H: 0 LOB: 0 BB: 0 P: 15	R: 0 E: 0 K: 0 S: 7 H: 1 LOB: 1 BB: 0 P: 9	R: 0 E: 0 K: 1 S: 6 H: 0 LOB: 0 BB: 0 P: 7	R: 0 E: 0 K: 2 S: 8 H: 0 LOB: 0 BB: 0 P: 11	R: 0 E: 0 K: 1 S: 11 H: 1 LOB: 1 BB: 0 P: 15	1B: 2 2B: 0 3B: 1 HR: 0	SF: 1 SAC: 0 DP: 0 HBP: 1		WP: 1 PB: 0 SB: 1 CS: 0		PA: 36		

PITCHER	IP	WLS	BF	H	R	ER	SO	BB	IBB	HBP	BLK	WP	HR	S	P	ERA	WHIP
47 Trevor Bauer, R (1, 1) ERA: 4.47	7.0	W	29	2	2	2	6	5	0	1	0	0	0	57	103	2.57	1.000
27 Bryan Shaw, R (8, 1) ERA: 2.56	1.0	H	3	0	0	0	2	0	0	0	0	0	0	8	11	0.00	0.000
37 Cody Allen, R (9, 1) ERA: 3.41	1.0	S	4	1	0	0	1	0	0	0	0	1	0	11	15	0.00	1.000

PITCHER	IP	WLS	BF	H	R	ER	SO	BB	IBB	HBP	BLK	WP	HR	S	P	ERA	WHIP

AB	29
R	2
H	3
RBI	2
BB	5
SO	9
LOB	12

Cleveland Indians @ Chicago White Sox

U.S. Cellular Field, Chicago, IL

Tue Sep 08 2015, 9:15 PM - 12:08 AM EDT

Att. 11,990 - Cloudy - 73 F

TOP

livebaseballscorecards.com

Batter	1	2	3	4	5	6	7	8	9	AB	R	H	RBI	BB	SO	LOB
22 Jason Kipnis, L (1, 4) OBP: 0.381, SLG: 0.452	G1-3	G4-3			L9				K	5	0	0	0	0	2	4
4 Mike Aviles, R (1, 6) (8, 9) OBP: 0.280, SLG: 0.325	1B		F9		23 FC6 1B			23 HR 2B	G3	5	1	3	1	0	0	0
23 Michael Brantley, L (1, 7) OBP: 0.389, SLG: 0.489	K		L8		FC6			2-H HR		4	1	1	2	0	1	2
9 Ryan Raburn, R (1, 9) OBP: 0.378, SLG: 0.541 12 Francisco Lindor, S (8, PH) (8, 6) OBP: 0.343, SLG: 0.439	G5-3		K		1-2f	G5-3		G4-3		3 1	0 0	0 0	0 0	0 0	1 0	1 0
41 Carlos Santana, S (1, 3) OBP: 0.356, SLG: 0.387		1 E 30 1B 1B		P4		BB		BB		2	0	1	0	2	0	0
10 Yan Gomes, R (1, 2) OBP: 0.258, SLG: 0.371		K		L4		K		F9		4	0	0	0	0	2	3
30 Chris Johnson, R (1, 10) OBP: 0.284, SLG: 0.346		1 E 1-2 1B		L9		G5-3		K		4	0	1	0	0	1	2
39 Gio Urshela, R (1, 5) OBP: 0.268, SLG: 0.311 11 José Ramírez, S (9, PH) OBP: 0.274, SLG: 0.285		K			K		F8		HR	3 1	0 1	0 1	0 1	0 0	2 0	2 0
1 Michael Martinez, S (1, 8) OBP: 0.556, SLG: 0.667		E5 1-2 2-3			22 L9 4 1B 2B		K		K	4	1	1	0	0	2	2
Inning Stats	R: 0 E: 0 K: 1 S: 10 H: 1 LOB: 1 BB: 0 P: 16	R: 0 E: 1 K: 2 S: 19 H: 2 LOB: 3 BB: 0 P: 30	R: 0 E: 0 K: 1 S: 7 H: 0 LOB: 0 BB: 0 P: 10	R: 0 E: 0 K: 0 S: 4 H: 0 LOB: 0 BB: 0 P: 9	R: 1 E: 0 K: 1 S: 11 H: 2 LOB: 1 BB: 0 P: 19	R: 0 E: 0 K: 1 S: 7 H: 0 LOB: 1 BB: 1 P: 13	R: 0 E: 0 K: 2 S: 12 H: 0 LOB: 0 BB: 0 P: 15	R: 2 E: 0 K: 1 S: 8 H: 2 LOB: 1 BB: 1 P: 17	R: 1 E: 0 K: 2 S: 9 H: 1 LOB: 0 BB: 0 P: 15	1B: 4 2B: 2 3B: 0 HR: 2	SF: 0 SAC: 0 DP: 0 HBP: 0						

	AB	36
	R	4
	H	8
	RBI	4
	BB	2
	SO	11
	LOB	16

WP: 0 PB: 0 SB: 0 CS: 0 PA: 38

PITCHER	IP	WLS	BF	H	R	ER	SO	BB	IBB	HBP	BLK	WP	HR	S	P	ERA	WHIP
55 Carlos Rodón, L (1, 1) ERA: 3.94	7.0	W	28	5	1	1	8	1	0	0	0	0	0	70	112	1.29	0.857
65 Nate Jones, R (8, 1) ERA: 3.29	1.0		6	2	2	2	1	1	0	0	0	0	1	8	17	18.00	3.000
33 Zach Duke, L (9, 1) ERA: 3.62	0.2		3	1	1	1	2	0	0	0	0	0	1	8	14	13.50	1.500
30 David Robertson, R (9, 1) ERA: 2.44	0.1		1	0	0	0	0	0	0	0	0	0	0	1	1	0.00	0.000

PITCHER	IP	WLS	BF	H	R	ER	SO	BB	IBB	HBP	BLK	WP	HR	S	P	ERA	WHIP

BOTTOM

Cleveland Indians @ Chicago White Sox

U.S. Cellular Field, Chicago, IL

Tue Sep 08 2015, 9:15 PM - 12:08 AM EDT

Att. 11,990 - Cloudy - 73 F

livebaseballscorecards.com

Batter	1	2	3	4	5	6	7	8	9	AB	R	H	RBI	BB	SO	LOB
1 Adam Eaton, L (1, 8) OBP: 0.347, SLG: 0.419	F FF 96 F FF 98 B SI 97 B SL 92 F SL 92 F FF 98 F FF 91 B FF 98 X SI 96 3-2 F8 ①	C SI 95 S CH 91 S CU 86 0-3 K ③ 1-2		B FC 86 C FC 86 B CU 75 X SI 90 2-1 G6-3 ③		B FF 93 B FF 95 C SI 96 X SI 94 2-1 L7 ②		X SI 91 0-0 G4-3 ③		5	0	0	0	0	1	3
10 Alexei Ramirez, R (1, 6) OBP: 0.286, SLG: 0.363	X FF 98 0-0 G6-3 ②		C FF 95 B CH 90 F SL 89 F SI 96 S SL 90 1-3 K ①		X FF 98 0-0 79 1B 2B	C SI 96 B FC 90 1-1 CS ③ 1-2	X SI 93 0-0 79 2B 28 1B 1B			4	2	2	0	0	1	0
79 José Abreu, R (1, 3) OBP: 0.349, SLG: 0.513	S FF 98 S FF 92 B SI 96 S FF 92 1-3 K ③		C SL 90 X CH 90 0-1 HR		B FF 97 B FF 97 X FF 97 2-0 26 1B 1B 2-H		C SI 92 S SL 84 1 SAFE X SL 86 0-2 28 1B 2B 1-3			4	2	3	2	0	1	0
53 Melky Cabrera, S (1, 7) OBP: 0.313, SLG: 0.386		C SI 95 S CU 85 F SI 96 B CH 91 B FF 98 S CU 86 2-3 K ①	B SI 95 C CU 83 F FF 96 B CU 84 B CU 86 B FF 95 4-2 28 WP BB		X FF 97 0-0 F8 ①		B SI 93 X SI 94 1-0 G6-3 ①			3	0	0	0	1	1	3
26 Avisaíl García, R (1, 10) OBP: 0.321, SLG: 0.387		X SI 95 0-0 28 1B 36 HR 1B	F SL 89 B FF 96 1 SAFE C SL 88 S CU 84 1-3 K ②		X FF 92 0-0 1-2 1B		S SI 94 D SL 84 X SL 85 1-1 F9 ②			4	1	2	0	0	1	3
28 Trayce Thompson, R (1, 9) OBP: 0.449, SLG: 0.667		S SL 90 B SI 96 X SI 97 1-1 36 HR 1-2 1B	C FF 94 D SL 88 B FF 96 S SL 88 B CU 84 B FF 95 4-2 1-2 BB		B FF 98 F FF 97 B SL 90 B SL 90 F FF 96 S FF 97 3-3 K ②		C SI 94 D SL 84 X SI 94 1-1 ③ 2-H 3-H 1B			3	1	2	2	1	1	2
36 Rob Brantly, L (1, 2) OBP: 0.222, SLG: 0.571		X SI 97 0-0 1-H 2-H HR	F FC 86 B SI 91 B SI 90 X SI 90 2-1 G6-3 ③		F FF 90 B SL 80 X FF 90 1-1 F8 ③			B FF 92 B FF 92 F FF 94 B SI 88 B FF 92 4-1 BB		3	1	1	3	1	0	4
24 Mike Olt, R (1, 5) OBP: 0.214, SLG: 0.269		S CH 90 B CH 91 X FF 96 1-1 G6-3 ②		B SI 90 S FC 85 B CH 75 X SI 90 2-1 F9 ①		B FF 96 C FF 96 C FF 97 B FF 97 S FF 97 2-3 K ①		S FF 90 T FF 89 X FF 92 0-2 P3 ①		4	0	0	0	0	1	1
5 Yolmer Sánchez, S (1, 4) OBP: 0.266, SLG: 0.325		B FF 94 B CH 88 B SI 95 B SI 94 4-0 1 S BB		B SI 90 X SI 89 1-0 P5 ②		B SL 83 B FF 97 C FF 96 F FF 97 B FF 96 F FF 96 X FF 95 3-2 10 CS 1B		C FF 89 S CH 85 D CU 80 S FF 90 1-3 K ②		3	0	1	0	1	1	1
Inning Stats	R: 0 E: 0 K: 1 S: 10 H: 0 LOB: 0 BB: 0 P: 14	R: 3 E: 0 K: 2 S: 13 H: 3 LOB: 1 BB: 1 P: 21	R: 1 E: 0 K: 2 S: 15 H: 1 LOB: 2 BB: 2 P: 27	R: 0 E: 0 K: 0 S: 5 H: 0 LOB: 0 BB: 0 P: 10	R: 1 E: 0 K: 1 S: 9 H: 3 LOB: 2 BB: 2 P: 15	R: 0 E: 0 K: 1 S: 10 H: 1 LOB: 0 BB: 0 P: 18	R: 2 E: 0 K: 0 S: 9 H: 3 LOB: 1 BB: 0 P: 12	R: 0 E: 0 K: 1 S: 8 H: 0 LOB: 1 BB: 1 P: 13		1B: 7 2B: 2 3B: 0 HR: 2 SF: 0 SAC: 0 DP: 0 HBP: 0						

AB	33
R	7
H	11
RBI	7
BB	4
SO	8
LOB	17

WP: 1 PB: 0 SB: 1 CS: 1 PA: 38

PITCHER		IP	WLS	BF	H	R	ER	SO	BB	IBB	HBP	BLK	WP	HR	S	P	ERA	WHIP
59 Carlos Carrasco, R ERA: 3.7	(1, 1)	2.2	L	15	4	4	4	5	3	0	0	0	1	2	36	58	13.50	2.625
65 Giovanni Soto, L ERA:	(3, 1)	1.1		4	0	0	0	0	0	0	0	0	0	0	7	14	0.00	0.000
49 Austin Adams, R ERA: 3.64	(5, 1)	0.2		5	3	1	1	1	0	0	0	0	0	0	7	12	13.50	4.500
57 Kyle Crockett, L ERA: 3.29	(5, 1)	0.1		1	0	0	0	0	0	0	0	0	0	0	2	3	0.00	0.000
34 Zach McAllister, R ERA: 2.97	(6, 1)	1.0		3	1	0	0	1	0	0	0	0	0	0	10	18	0.00	1.000

PITCHER		IP	WLS	BF	H	R	ER	SO	BB	IBB	HBP	BLK	WP	HR	S	P	ERA	WHIP
54 Ryan Webb, R ERA: 3.22	(7, 1)	1.0		5	3	2	2	0	0	0	0	0	0	0	9	12	18.00	3.000
26 Gavin Floyd, R ERA:	(8, 1)	1.0		4	0	0	0	1	1	0	0	0	0	0	8	13	0.00	1.000

Cleveland Indians @ Chicago White Sox

U.S. Cellular Field, Chicago, IL

Wed Sep 09 2015, 8:12 PM - 11:10 PM EDT

Att. 11,667 - Clear - 74 F

TOP

livebaseballscorecards.com

Batter	1	2	3	4	5	6	7	8	9	AB	R	H	RBI	BB	SO	LOB
22 Jason Kipnis, L (1, 4) OBP: 0.381, SLG: 0.454	G4-3		2B		G4-6-3		F7		1B	5	0	2	1	0	0	2
12 Francisco Lindor, S (1, 6) OBP: 0.347, SLG: 0.458	3B		F7		HR		1B		L9	5	2	3	1	0	0	2
23 Michael Brantley, L (1, 7) OBP: 0.388, SLG: 0.488	G3		L9		2B		G4-3		L7	5	0	1	1	0	0	4
41 Carlos Santana, S (1, 10) OBP: 0.356, SLG: 0.386	F7			BB	G4-3			FC4-6	G3	4	0	1	0	1	0	2
8 Lonnie Chisenhall, L (1, 9) OBP: 0.296, SLG: 0.384		F8		P4	K			FC4-6		4	1	0	0	0	1	2
35 Abraham Almonte, S (1, 8) OBP: 0.306, SLG: 0.419		G4-3		K	G4-3			E9		4	1	1	0	0	1	1
30 Chris Johnson, R (1, 3) OBP: 0.284, SLG: 0.344		K		K	G5-3					4	0	1	0	0	2	1
40 Jerry Sands, R (8, PR) OBP: 0.275, SLG: 0.376										0	0	0	0	0	0	0
(8, 3)																
11 José Ramírez, S (1, 5) OBP: 0.274, SLG: 0.296			L8		HR		K	G4-3		4	1	1	1	0	1	1
55 Roberto Pérez, R (1, 2) OBP: 0.345, SLG: 0.374			2B		1B		BB			3	1	2	0	1	1	1
Inning Stats	R: 1 E: 0 K: 0 S: 13 H: 1 LOB: 0 BB: 0 P: 17	R: 0 E: 0 K: 1 S: 7 H: 0 LOB: 0 BB: 0 P: 9	R: 1 E: 0 K: 0 S: 8 H: 2 LOB: 1 BB: 0 P: 9	R: 0 E: 0 K: 2 S: 12 H: 0 LOB: 1 BB: 1 P: 19	R: 2 E: 0 K: 0 S: 13 H: 4 LOB: 1 BB: 0 P: 24	R: 0 E: 0 K: 1 S: 7 H: 0 LOB: 0 BB: 0 P: 9	R: 0 E: 0 K: 1 S: 11 H: 1 LOB: 2 BB: 1 P: 18	R: 2 E: 1 K: 1 S: 20 H: 3 LOB: 1 BB: 0 P: 29	R: 0 E: 0 K: 0 S: 8 H: 1 LOB: 1 BB: 0 P: 11	1B: 6 2B: 3 3B: 1 HR: 2 SF: 0 SAC: 0 DP: 1 HBP: 0						

	AB	38
	R	6
	H	12
	RBI	4
	BB	2
	SO	6
	LOB	16

WP: 0 PB: 0 SB: 0 CS: 0 PA: 40

PITCHER		IP	WLS	BF	H	R	ER	SO	BB	IBB	HBP	BLK	WP	HR	S	P	ERA	WHIP
29 Jeff Samardzija, R ERA: 4.89	(1, 1)	6.2	L	29	8	4	4	5	2	0	0	0	0	2	69	102	5.40	1.500
43 Dan Jennings, L ERA: 4.44	(7, 1)	0.2		4	2	2	0	0	0	0	0	0	0	0	12	15	0.00	3.000
34 Matt Albers, R ERA: 1.47	(8, 1)	0.2		3	1	0	0	1	0	0	0	0	0	0	10	17	0.00	1.500
60 Frankie Montas, R ERA:	(9, 1)	1.0		4	1	0	0	0	0	0	0	0	0	0	8	11	0.00	1.000

PITCHER		IP	WLS	BF	H	R	ER	SO	BB	IBB	HBP	BLK	WP	HR	S	P	ERA	WHIP

BOTTOM

Batter	1	2	3	4	5	6	7	8	9	AB	R	H	RBI	BB	SO	LOB
1 Adam Eaton, L (1, 8) OBP: 0.346, SLG: 0.417	X FF 88 0-0 ① F7		C FF 90 F FF 91 B FF 91 F FC 86 F FC 86 F CU 76 B CU 76 F FF 91 F FC 86 2-2 ② G4-3 F FF 91 X FF 91			C FF 89 F CU 75 X CU 75 0-2 ① F8		C FC 93 B FC 91 S FC 92 B FC 94 F FC 93 B FC 94 B FC 92 4-2 79 S BB		3	0	0	0	1	0	0
18 Tyler Saladino, R (1, 5) OBP: 0.280, SLG: 0.342 7 Micah Johnson, L (8, PH) OBP: 0.329, SLG: 0.293 15 Gordon Beckham, R (9, 5) OBP: 0.267, SLG: 0.311	C FF 88 B FF 86 B FF 90 S FF 86 C FF 90 2-3 ② K		B FF 91 F FC 86 B FF 90 X FC 86 2-1 ③ G5-3			B FF 89 S FF 88 S FF 89 F FF 90 B FC 85 B FF 90 F FC 84 X FF 90 3-2 HR		C FC 93 B FC 91 C FC 91 S FC 92 1-3 ① K		3 1 0	1 0 0	1 0 0	1 0 0	0 0 0	1 1 0	0 1 0
79 José Abreu, R (1, 3) OBP: 0.350, SLG: 0.519	B FF 89 F FC 85 X FF 90 1-1 1B			B FC 85 S FC 85 C FC 86 B FF 90 B FC 85 X FC 87 3-2 ① G6-3		B FF 87 X FF 88 1-0 HR		B FC 92 F FC 92 C FC 92 S FC 93 1-3 ② K 1-2		4	1	2	1	0	1	1
53 Melky Cabrera, S (1, 7) OBP: 0.311, SLG: 0.383	B FF 88 1 SAFE C FF 88 1 SAFE C FF 88 F FF 90 1 SAFE B FC 85 X CU 73 2-2 ③ P4			C FF 86 C FF 90 C FF 90 0-3 ② K		C FF 90 C FF 90 B FF 89 B CU 77 X FF 90 2-2 ② L7		X FC 94 0-0 ③ G4-3		4	0	0	0	0	1	2
26 Avisaíl García, R (1, 10) OBP: 0.322, SLG: 0.390		S FC 84 C FF 89 F FF 90 F CU 74 S CU 76 0-3 ① K		B FC 86 S FC 86 C FF 89 F FF 90 F CU 75 S CU 77 1-3 ③ K2-3		X FC 87 0-0 28 FC6-4 1B			C FF 96 B KC 87 X FF 97 1-1 28 1B 2B	4	1	2	0	0	2	0
28 Trayce Thompson, R (1, 9) OBP: 0.453, SLG: 0.714		B FF 91 S FC 86 C FF 91 F FF 92 X FF 91 1-2 HR			B FF 87 B FF 88 C FF 88 X FF 88 2-1 ② E4	B CU 83 B CU 83 X SI 93 2-0 ③ FC6-4 1-2f			X FF 96 0-0 2-H 1B	4	1	2	2	0	0	1
10 Alexei Ramirez, R (1, 6) OBP: 0.284, SLG: 0.360		C FF 87 C FF 87 B CU 76 X FC 86 1-2 ② G4-3			C FF 89 B FF 88 B FC 84 F FC 84 C FF 89 2-3 ① K		B CU 83 B SI 93 B SI 94 C FF 92 X SI 94 3-1 ① L9		B KC 85 F FF 96 F FF 96 S KC 85 1-3 ① K	4	0	0	0	0	2	2
5 Yolmer Sánchez, S (1, 4) OBP: 0.264, SLG: 0.322 24 Mike Olt, R (9, PH) OBP: 0.207, SLG: 0.259		F CH 85 C FC 86 X CU 76 0-2 ③ F9			F CH 83 B FF 89 C FF 88 S CU 75 1-3 ② K2-3		B SI 93 F SI 93 X SI 94 1-1 ② G1-3		C FF 94 B KC 86 C KC 86 B KC 87 F FF 96 S KC 86 2-3 ② K	3 1	0 0	0 0	0 0	0 0	1 1	1 1
21 Tyler Flowers, R (1, 2) OBP: 0.277, SLG: 0.345			B FC 85 F FF 90 B FF 90 X FC 86 2-1 ① G6-3		F FC 85 S FF 90 X FF 89 0-2 ③ F8		C CU 85 B CU 86 F SI 92 B CU 85 S CU 86 2-3 ③ K2-3		S KC 85 S KC 86 D KC 86 X KC 86 1-2 ③ G6-3	4	0	0	0	0	1	2
Inning Stats	R: 0 E: 0 K: 1 S: 10 H: 1 LOB: 1 BB: 0 P: 15	R: 1 E: 0 K: 1 S: 15 H: 1 LOB: 0 BB: 0 P: 17	R: 0 E: 0 K: 0 S: 13 H: 0 LOB: 0 BB: 0 P: 19	R: 0 E: 0 K: 2 S: 11 H: 0 LOB: 0 BB: 0 P: 15	R: 0 E: 1 K: 2 S: 11 H: 0 LOB: 1 BB: 0 P: 16	R: 2 E: 0 K: 0 S: 14 H: 3 LOB: 1 BB: 0 P: 22	R: 0 E: 0 K: 1 S: 7 H: 0 LOB: 0 BB: 0 P: 13	R: 0 E: 0 K: 2 S: 10 H: 0 LOB: 1 BB: 1 P: 16	R: 1 E: 0 K: 2 S: 13 H: 2 LOB: 1 BB: 0 P: 18	1B: 3 2B: 1 3B: 0 HR: 3 SF: 0 SAC: 0 DP: 0 HBP: 0						

PITCHER		IP	WLS	BF	H	R	ER	SO	BB	IBB	HBP	BLK	WP	HR	S	P	ERA	WHIP
43 Josh Tomlin, R ERA: 2.85	(1, 1)	5.2	W	23	5	3	3	6	0	0	0	0	0	0	73	101	4.76	0.882
53 Jeff Manship, R ERA: 1.21	(6, 1)	1.1	H	4	0	0	0	1	0	0	0	0	0	0	8	16	0.00	0.000
27 Bryan Shaw, R ERA: 2.52	(8, 1)	1.0	H	4	0	0	0	2	1	0	0	0	0	0	10	16	0.00	1.000
37 Cody Allen, R ERA: 3.51	(9, 1)	1.0	S	5	2	1	1	2	0	0	0	0	0	0	13	18	9.00	2.000

PITCHER	IP	WLS	BF	H	R	ER	SO	BB	IBB	HBP	BLK	WP	HR	S	P	ERA	WHIP

Cleveland Indians @ Chicago White Sox

U.S. Cellular Field, Chicago, IL

Wed Sep 09 2015, 8:12 PM - 11:10 PM EDT

Att. 11,667 - Clear - 74 F

livebaseballscorecards.com

AB	35
R	4
H	7
RBI	4
BB	1
SO	11
LOB	11

WP: 0	PA: 36
PB: 0	
SB: 1	
CS: 0	

TOP

Detroit Tigers @ Cleveland Indians

Progressive Field, Cleveland, OH

Thu Sep 10 2015, 7:14 PM - 10:22 PM EDT

Att. 11,166 - Clear - 73 F

livebaseballscorecards.com

Batter	1	2	3	4	5	6	7	8	9	AB	R	H	RBI	BB	SO	LOB
20 Rajai Davis, R (1, 7) OBP: 0.296, SLG: 0.429	C FF 93 B FF 95 B SI 92 S FF 95 F FF 95 B FF 96 F FF 95 B FF 96 4-2 28 F8 24 1B BB		C FF 93 B SL 89 F CH 83 X FF 94 1-2 ① F9		X FF 94 0-0 1-2 1B		B SL 91 F SL 92 B SL 92 F SL 93 X CU 80 2-2 ② P4 1-2 2-3 3-H		C SL 85 S SL 85 X SI 94 0-2 ① G4-3	4	0	1	0	1	0	2
3 Ian Kinsler, R (1, 4) OBP: 0.352, SLG: 0.443	1 SAFE 1 SAFE S FF 93 F SI 92 B FF 92 1 SAFE F CU 83 X FF 95 1-2 ① F9		B CU 82 T FF 94 F FF 91 F SL 84 X SL 85 1-2 ② F9		B FF 94 X FF 93 1-0 ③ L9		X SL 92 0-0 ③ 2-H 3-H 1B		C SL 85 X SL 94 0-1 ② F8	5	0	1	1	0	0	3
24 Miguel Cabrera, R (1, 3) OBP: 0.449, SLG: 0.563	X SI 93 0-0 1-2 1B		C FF 96 X CU 79 0-1 ③ G5-3			C FF 91 S FF 94 F CH 84 X FF 95 0-2 ① G4-3		C CU 79 B SL 91 X SL 91 1-1 ① G5-3	B SL 95 B SL 94 S SL 94 S SL 86 C SL 86 2-3 ③ K	5	0	1	0	0	1	0
28 J.D. Martinez, R (1, 9) OBP: 0.342, SLG: 0.545	X FF 93 0-0 ② F8 2-3			X FF 93 0-0 ① F7		C FF 95 S FF 92 F FF 95 S FF 91 0-3 ② K		B SL 90 F CU 79 S CU 81 B SL 92 F CU 81 X SL 91 2-2 41 1B 9 2B 1B		4	1	1	0	0	1	2
41 Victor Martinez, S (1, 10) OBP: 0.292, SLG: 0.352	X SI 94 0-0 ③ G3			B FF 94 C FF 94 X FF 96 1-1 ② L9		C FF 95 S SL 84 B CU 82 X FF 95 1-2 ③ G6-3		B SL 92 X SL 92 1-0 9 2B 17 1B 1-2 1B		4	1	1	0	0	0	2
9 Nick Castellanos, R (1, 5) OBP: 0.302, SLG: 0.417		B FF 93 B SI 91 C FF 94 B FF 94 X FF 93 3-1 ① G6-3		B SL 83 B FF 95 F SI 93 S FF 96 T CH 83 2-2 ③ K			C FF 93 B SL 83 F FF 94 X CU 82 1-2 ① G5-3	F CU 81 B SL 90 X CU 80 1-1 17 1B 1-3 2-H 2B		4	0	1	1	0	1	0
34 James McCann, R (1, 2) OBP: 0.306, SLG: 0.401		B FF 95 B CU 82 C FF 93 C FF 94 F FF 94 F CH 84 F CH 85 F CU 83 F FF 94 4-2 F CU 82 B FF 95 F SI 95 D CU 82 17 1B 12 1B BB			X FF 94 0-0 20 1B 1B		C CU 76 X CU 82 0-1 12 BB 17 1B 20 WP 1B	B SL 95 D SL 86 S SL 94 S SI 94 S SL 95 2-3 ② K		3	2	2	0	1	1	2
17 Andrew Romine, S (1, 6) OBP: 0.302, SLG: 0.326		C FF 93 X SI 94 0-1 12 1B 12 1B 1-2 1B			F SI 92 D CU 81 F SI 93 C SL 82 1-3 ① K		D FF 93 X SI 93 1-0 20 WP 12 BB 3 1B 1-2 1B	B SL 95 B SL 95 X SI 95 2-0 2-3 3-H 1B		4	1	3	1	0	1	1
12 Anthony Gose, L (1, 8) OBP: 0.318, SLG: 0.378		X FF 94 0-0 ②③ 1-H 2-H 1B			B SI 93 B FF 93 X FF 93 2-0 ② L7		B FF 94 F FF 94 D CH 84 B FF 94 B FF 94 4-1 20 WP 3 1B 1-2 2-3 BB	F SI 94 C SL 84 F SL 94 S SL 84 0-3 ③ K		3	0	1	1	1	1	3
Inning Stats	R: 0 E: 0 K: 0 S: 11 H: 1 LOB: 2 BB: 1 P: 16	R: 1 E: 0 K: 0 S: 15 H: 2 LOB: 1 BB: 1 P: 22	R: 0 E: 0 K: 0 S: 9 H: 0 LOB: 0 BB: 0 P: 11	R: 0 E: 0 K: 1 S: 6 H: 0 LOB: 0 BB: 0 P: 9	R: 0 E: 0 K: 1 S: 7 H: 2 LOB: 2 BB: 0 P: 11	R: 0 E: 0 K: 1 S: 11 H: 0 LOB: 0 BB: 0 P: 12	R: 2 E: 0 K: 0 S: 11 H: 3 LOB: 2 BB: 1 P: 19	R: 2 E: 0 K: 2 S: 17 H: 4 LOB: 2 BB: 0 P: 26	R: 0 E: 0 K: 1 S: 8 H: 0 LOB: 0 BB: 0 P: 10	1B: 11 2B: 1 3B: 0 HR: 0 SF: 0 SAC: 0 DP: 0 HBP: 0						

	AB	36
	R	5
	H	12
	RBI	4
	BB	3
	SO	6
	LOB	15

WP: 1 PA: 39
PB: 0
SB: 0
CS: 0

PITCHER		IP	WLS	BF	H	R	ER	SO	BB	IBB	HBP	BLK	WP	HR	S	P	ERA	WHIP
31 Danny Salazar, R ERA: 3.57	(1, 1)	6.1		27	7	3	3	3	3	0	0	0	0	0	66	94	4.26	1.579
27 Bryan Shaw, R ERA: 2.8	(7, 1)	1.0	B	6	4	2	2	0	0	0	0	0	1	0	13	20	18.00	4.000
37 Cody Allen, R ERA: 3.41	(8, 1)	1.2	W	6	1	0	0	3	0	0	0	0	0	0	16	22	0.00	0.600

PITCHER		IP	WLS	BF	H	R	ER	SO	BB	IBB	HBP	BLK	WP	HR	S	P	ERA	WHIP

BOTTOM

Detroit Tigers @ Cleveland Indians

Progressive Field, Cleveland, OH

Thu Sep 10 2015, 7:14 PM - 10:22 PM EDT

Att. 11,166 - Clear - 73 F

livebaseballscorecards.com

Batter	1	2	3	4	5	6	7	8	9	AB	R	H	RBI	BB	SO	LOB
22 Jason Kipnis, L (1, 10) OBP: 0.379, SLG: 0.450	B SI 92 B SI 91 C SI 91 B FF 92 F SI 92 F SI 92 F SI 94 F SI 94 F SI 93 3-3 S CH 84 ① K		B CH 84 B CH 85 B FF 93 B SL 83 4-0 12 SH1-4 BB	S FF 94 B CH 84 X CU 76 1-1 ③ G4-3		F FF 93 S CH 85 F CU 80 S CH 88 0-3 ② K		C FF 88 X SL 82 0-1 ② F8		4	0	0	0	1	2	3
12 Francisco Lindor, S (1, 6) OBP: 0.345, SLG: 0.454	C SI 94 S CU 76 S CU 77 0-3 K 23 FC3-6		X SI 92 0-0 ① SH1-4 1-2 2-3		F SI 92 X CU 76 0-1 ① G6-3	F CH 87 X CH 86 0-1 ③ G3		C FF 88 B CU 76 B CH 79 S CH 79 B CH 79 B FF 89 4-2 23 HR BB		3	1	0	0	1	1	1
23 Michael Brantley, L (1, 7) OBP: 0.388, SLG: 0.499	X SI 92 0-0 ② FC3-6 41 1B 1-2f		C FF 93 F CU 79 X FF 93 0-2 ② P3		B SI 92 X CH 86 1-0 ② G3		B SI 92 X SI 93 1-0 HR	F SL 83 1 SAFE B FF 87 D CU 77 1 SAFE 1 SAFE C SL 83 B CU 77 X CH 81 3-2 1-H HR		5	2	2	3	0	0	3
41 Carlos Santana, S (1, 3) OBP: 0.357, SLG: 0.385	1 SAFE B CH 85 C SI 92 X CU 80 1-1 1-3 1B		X SI 94 0-0 ③ P4		B FF 93 C CU 77 B SI 88 S CU 78 B CU 77 F CU 77 B SI 94 4-2 BB		B CH 85 C CU 83 X CU 84 1-1 ① G4-3	C CH 79 B FF 86 B FF 87 X CH 80 2-1 ③ F7		4	0	1	0	1	0	2
8 Lonnie Chisenhall, L (1, 9) OBP: 0.295, SLG: 0.382	X SI 88 0-0 ③ L8			C SI 93 B FF 92 T CU 77 S CU 77 1-3 ① K	X SI 93 0-0 ③ L7		X CU 75 0-0 10 S 10 1B 1B			4	1	1	0	0	1	3
35 Abraham Almonte, S (1, 8) OBP: 0.310, SLG: 0.440		C SI 92 F CU 76 B FF 93 B CU 84 C CU 77 2-3 ① K		B FF 93 B CU 83 C CU 83 L CH 85 B CH 85 F CU 82 X CH 86 3-2 HR		B SI 93 X SI 93 1-0 11 S 39 2B 1B	X SI 93 0-0 ② F7			4	2	2	1	0	1	1
10 Yan Gomes, R (1, 2) OBP: 0.258, SLG: 0.370		C FF 93 X CU 77 0-1 ② G6-3		X SI 94 0-0 ② G3		X FF 92 0-0 ① L7	C CU 82 S FF 93 B FF 93 X CU 83 1-2 1-H 1B			4	0	1	1	0	0	1
11 José Ramírez, S (1, 4) OBP: 0.277, SLG: 0.301		B SI 93 C CH 85 X CU 83 1-1 ③ G6-3		C SI 94 B CU 73 X CU 77 1-1 2B		1 SAFE B SI 92 1 SAFE D SI 92 B CH 87 B CH 86 2 SAFE 4-0 39 2B 1-2 BB	X SI 91 0-0 ③ G4-3			3	1	1	0	1	0	1
39 Gio Urshela, R (1, 5) OBP: 0.276, SLG: 0.324			X CU 76 0-0 12 SH1-4 2B	H SI 93 1-0 HBP		B CU 77 D SI 93 F SI 94 F FF 94 X CU 77 2-2 1-H 2-H 2B		F SL 84 X SL 90 0-1 ① P6		3	0	2	2	0	0	0

	AB	34
	R	7
	H	10
	RBI	7
	BB	4
	SO	5
	LOB	15

Inning Stats	1	2	3	4	5	6	7	8	9
	R: 0 E: 0 K: 2 S: 14 H: 1 LOB: 2 BB: 0 P: 18	R: 0 E: 0 K: 1 S: 7 H: 0 LOB: 0 BB: 0 P: 10	R: 0 E: 0 K: 0 S: 6 H: 1 LOB: 2 BB: 1 P: 10	R: 1 E: 0 K: 1 S: 12 H: 2 LOB: 2 BB: 0 P: 19	R: 0 E: 0 K: 0 S: 7 H: 0 LOB: 1 BB: 1 P: 12	R: 2 E: 0 K: 1 S: 11 H: 2 LOB: 1 BB: 1 P: 18	R: 2 E: 0 K: 0 S: 9 H: 3 LOB: 1 BB: 0 P: 12	R: 2 E: 0 K: 0 S: 11 H: 1 LOB: 0 BB: 1 P: 20	

	1B: 4	SF: 0	WP: 1	PA: 40
	2B: 3	SAC: 1	PB: 0	
	3B: 0	DP: 0	SB: 2	
	HR: 3	HBP: 1	CS: 0	

PITCHER		IP	WLS	BF	H	R	ER	SO	BB	IBB	HBP	BLK	WP	HR	S	P	ERA	WHIP
31 Alfredo Simon, R ERA: 4.94	(1, 1)	6.2		34	9	5	5	5	3	0	1	0	1	2	65	98	6.75	1.800
30 Alex Wilson, R ERA: 2.18	(7, 1)	0.2		2	0	0	0	0	0	0	0	0	0	0	3	3	0.00	0.000
65 Blaine Hardy, L ERA: 2.81	(8, 1)	0.2	L	4	1	2	2	0	1	0	0	0	0	1	9	18	27.00	3.000

PITCHER		IP	WLS	BF	H	R	ER	SO	BB	IBB	HBP	BLK	WP	HR	S	P	ERA	WHIP

Batter	1	2	3	4	5	6	7	8	9	AB R H RBI BB SO LOB
Inning Stats										1B: 0 SF: 0 2B: 0 SAC: 0 3B: 0 DP: 0 HR: 0 HBP: 0

Detroit Tigers @ Cleveland Indians

Progressive Field, Cleveland, OH

Sat Sep 12 2015, 7:10 PM EDT

TOP

livebaseballscorecards.com

AB	0
R	0
H	0
RBI	0
BB	0
SO	0
LOB	0

WP: 0 PA: 0
PB: 0
SB: 0
CS: 0

PITCHER	IP	WLS	BF	H	R	ER	SO	BB	IBB	HBP	BLK	WP	HR	S	P	ERA	WHIP

PITCHER	IP	WLS	BF	H	R	ER	SO	BB	IBB	HBP	BLK	WP	HR	S	P	ERA	WHIP

Batter	1	2	3	4	5	6	7	8	9	AB	R	H	RBI	BB	SO	LOB
Inning Stats																

BOTTOM

Detroit Tigers @ Cleveland Indians

Progressive Field, Cleveland, OH

Sat Sep 12 2015, 7:10 PM EDT

livebaseballscorecards.com

AB	0
R	0
H	0
RBI	0
BB	0
SO	0
LOB	0

1B: 0
2B: 0
3B: 0
HR: 0

SF: 0
SAC: 0
DP: 0
HBP: 0

WP: 0
PB: 0
SB: 0
CS: 0

PA: 0

PITCHER	IP	WLS	BF	H	R	ER	SO	BB	IBB	HBP	BLK	WP	HR	S	P	ERA	WHIP

PITCHER	IP	WLS	BF	H	R	ER	SO	BB	IBB	HBP	BLK	WP	HR	S	P	ERA	WHIP

Detroit Tigers @ Cleveland Indians

Progressive Field, Cleveland, OH

Sun Sep 13 2015, 1:11 PM - 4:30 PM EDT

Partly Cloudy - 63 F

livebaseballscorecards.com

Batter	1	2	3	4	5	6	7	8	9	AB	R	H	RBI	BB	SO	LOB
12 Anthony Gose, L (1, 8) OBP: 0.319, SLG: 0.379	F FF 92 X FF 92 0-1 3 1B 2B	S CH 84 D CH 84 F FC 89 B FF 94 B CH 83 F FF 94 F FF 94 F FF 94 X 3-2 ③ G4-3			B FF 89 B CH 82 S FF 91 C FC 87 F CH 82 B FC 88 F FF 91 F FF 93 C FC 91 3-3 ① K	B SI 90 F SI 90 B SI 91 F SI 91 D CU 83 F SI 90 F SI 90 F SI 90 S SI 89 3-3 ③ K			B FF 96 C FF 95 B FF 95 B FF 96 B FF 95 4-1 3 1B BB	4	1	1	0	1	2	5
3 Ian Kinsler, R (1, 4) OBP: 0.353, SLG: 0.443	X FF 92 0-0 24 G6-4-3 2-H 1B	B CH 82 X FC 88 1-0 ① G1-3			B FF 90 C FF 90 B FF 90 F CH 84 X FC 89 2-2 ② G4-3		X CU 83 0-0 ① L7		B FF 94 B FF 95 C FF 95 X FF 95 2-1 1-2 1B	5	0	2	1	0	0	0
24 Miguel Cabrera, R (1, 3) OBP: 0.447, SLG: 0.557	X FC 89 0-0 ①② G6-4-3 1-2f	B FC 90 C CH 83 B FF 91 F CH 84 B CU 82 B FC 90 4-2 28 FC6-4 BB			B CU 78 B CH 84 C FF 91 B FF 90 S FF 92 X FF 92 3-2 ③ F9		B SI 92 C CU 83 B CU 86 B CU 83 C SI 92 X SI 91 3-2 ② L9		D FF 93 X KC 86 1-0 ③ L5	4	0	0	0	1	0	3
28 J.D. Martinez, R (1, 9) OBP: 0.343, SLG: 0.547	C FF 92 S CU 81 B FF 93 B FF 92 X CH 84 2-2 1B	X FF 92 0-0 ② FC6-4 1-2f				C FC 86 C FF 90 X CU 77 0-2 41 G6-3 9 SF9 2B	C SI 93 F CU 84 S CU 85 0-3 ③ K			4	1	2	0	0	1	1
41 Victor Martinez, S (1, 10) OBP: 0.290, SLG: 0.349	B FF 90 C CH 84 F FF 92 F FF 93 F FC 89 X CU 79 1-2 ③ F9	D CH 84 F CH 83 B FC 89 S FF 92 F FF 91 F FC 89 X CH 84 2-2 ③ P5				F FF 89 C CU 76 B FF 92 X CH 81 1-2 ① G6-3 2-3		C FC 92 B CH 83 F FC 91 X FC 91 1-2 ① G6-3		4	0	0	0	0	0	3
9 Nick Castellanos, R (1, 5) OBP: 0.299, SLG: 0.414		X FC 88 0-0 ① G4-3		C FF 92 X FF 89 0-1 ① G6-3		B FC 87 B FC 89 X FF 89 2-0 ② SF9 3-H		B FC 91 S FC 91 B FC 91 F SL 80 S SL 81 2-3 ② K		3	0	0	1	0	1	0
33 Steven Moya, L (1, 7) OBP: 0.600, SLG: 1.000		C FF 92 S FF 93 X FF 92 0-2 34 1B 1B		X CH 83 0-0 3B		S FF 94 B FF 96 B FF 94 S FF 95 B SI 95 B FF 96 4-2 49 BB 34 BB BB		S FC 91 F FC 92 B SL 81 F FC 93 C FC 93 2-3 ③ K		3	0	2	0	1	1	0
34 James McCann, R (1, 2) OBP: 0.308, SLG: 0.401		B FF 93 S FC 91 F FF 93 1 SAFE F FC 90 B FF 93 X CH 85 2-2 1-2 1B		X FF 90 0-0 ② F7		B SI 95 B FF 95 B FF 96 C FF 95 B SI 96 4-1 49 BB 1-2 BB			C X FF 95 0-1 ① G1-3	3	0	1	0	1	0	1
49 Dixon Machado, R (1, 6) OBP: 0.250, SLG: 0.231		F FF 93 F FF 91 B FF 92 S FF 92 1-3 ② K		D FC 90 F FF 90 B FC 90 F CH 84 C FC 89 2-3 ③ K		C FF 95 F FF 95 F FF 96 B SI 96 F FF 97 D CU 82 B FF 97 B FF 96 4-2 1-2 2-3 BB			B FF 95 B FF 95 C FF 95 X FF 96 2-1 ② L9	3	0	0	0	1	2	3
Inning Stats	R: 1 E: 0 K: 0 S: 12 H: 3 LOB: 1 BB: 0 P: 15	R: 0 E: 0 K: 1 S: 17 H: 2 LOB: 2 BB: 0 P: 23	R: 0 E: 0 K: 0 S: 9 H: 0 LOB: 1 BB: 1 P: 16	R: 0 E: 0 K: 1 S: 7 H: 1 LOB: 1 BB: 0 P: 9	R: 0 E: 0 K: 1 S: 12 H: 0 LOB: 0 BB: 0 P: 20	R: 1 E: 0 K: 1 S: 20 H: 1 LOB: 3 BB: 3 P: 38	R: 0 E: 0 K: 1 S: 7 H: 0 LOB: 0 BB: 0 P: 10	R: 0 E: 0 K: 2 S: 10 H: 0 LOB: 0 BB: 0 P: 15	R: 0 E: 0 K: 0 S: 8 H: 1 LOB: 2 BB: 1 P: 17	1B: 5 2B: 2 3B: 1 HR: 0 SF: 1 SAC: 0 DP: 1 HBP: 0						

TOP	
AB	33
R	2
H	8
RBI	2
BB	5
SO	7
LOB	16

WP: 0 PA: 39
PB: 0
SB: 0
CS: 0

PITCHER		IP	WLS	BF	H	R	ER	SO	BB	IBB	HBP	BLK	WP	HR	S	P	ERA	WHIP
56 Cody Anderson, R ERA: 3.68	(1, 1)	5.2	W	24	7	2	2	3	1	0	0	0	0	0	64	93	3.18	1.412
34 Zach McAllister, R ERA: 2.97	(6, 1)	0.0		3	0	0	0	0	3	0	0	0	0	0	7	19	∞	∞
53 Jeff Manship, R ERA: 1.16	(6, 1)	1.1	H	4	0	0	0	2	0	0	0	0	0	0	13	19	0.00	0.000
27 Bryan Shaw, R ERA: 2.75	(8, 1)	1.0		3	0	0	0	2	0	0	0	0	0	0	10	15	0.00	0.000
37 Cody Allen, R ERA: 3.36	(9, 1)	1.0		5	1	0	0	0	1	0	0	0	0	0	8	17	0.00	2.000

PITCHER		IP	WLS	BF	H	R	ER	SO	BB	IBB	HBP	BLK	WP	HR	S	P	ERA	WHIP

Detroit Tigers @ Cleveland Indians

Progressive Field, Cleveland, OH

Sun Sep 13 2015, 1:11 PM - 4:30 PM EDT

Partly Cloudy - 63 F

livebaseballscorecards.com

BOTTOM

Batter	1	2	3	4	5	6	7	8	9	AB	R	H	RBI	BB	SO	LOB
22 Jason Kipnis, L (1, 4) OBP: 0.376, SLG: 0.446	B FF 91 C FF 90 X FF 92 1-1 F7 ①		C CU 78 B FF 94 F FF 94 S CU 80 1-3 K ③		B CU 80 B FF 95 C FF 95 X FF 96 2-1 F5 ②		C SI 91 B SI 91 F SL 80 F SI 91 X SI 91 1-2 G6-3 ①	X SL 89 0-0 G4-6-3 ②③ 1-2f		5	0	0	0	0	1	6
12 Francisco Lindor, S (1, 6) OBP: 0.347, SLG: 0.458	B FF 92 M FF 91 F FF 93 X CU 78 1-2 G1 ②			C CU 78 X SL 84 0-1 L7 ①	F CU 81 F FF 96 B FF 97 X CU 82 1-2 1-2 2-H 3-H 1B		X SI 91 0-0 41 1B 2B			4	0	2	2	0	0	0
23 Michael Brantley, L (1, 7) OBP: 0.387, SLG: 0.496	C FF 90 X FF 91 0-1 L4 ③			B FF 92 B CH 84 S CH 84 C CU 78 X CH 86 2-2 P6 ②	C FF 94 F FF 94 X FF 94 0-2 F7 ③		B SL 78 B SI 91 C SL 80 B SI 93 B SL 80 4-1 41 1B 40 1B BB			3	1	0	0	1	0	2
41 Carlos Santana, S (1, 10) OBP: 0.356, SLG: 0.384		B CU 75 C SL 83 B FF 90 B FF 91 C FF 91 X SL 86 3-2 G5-3 ①		C CU 77 B FF 93 B FF 92 B FF 93 F FF 93 S CU 80 3-3 K ③		B SL 82 B CH 82 C FF 90 B FF 90 C CH 82 F FF 92 F FF 92 F SL 85 F SL 86 3-2 K ①	B CH 85 X SI 91 1-0 40 S 40 E 1-3 2-H 1B ②			4	1	1	0	0	2	0
8 Lonnie Chisenhall, L (1, 9) OBP: 0.295, SLG: 0.379 40 Jerry Sands, R (7, PH) OBP: 0.282, SLG: 0.382 (8, 9)		F FF 92 B FF 92 S FF 92 S CU 79 1-3 K ②			F FF 91 B FF 92 B FF 92 B FF 92 B FF 91 4-1 10 2B 30 1B BB	F FF 89 S FF 92 B SL 86 X CU 78 1-2 P6 ②	C SL 85 D SL 86 C SI 93 X SL 87 1-2 E4 ③ 1-H 3-H 1B			2 1	1 0	0 1	0 1	1 0	1 0	0 0
10 Yan Gomes, R (1, 2) OBP: 0.261, SLG: 0.373		B FF 92 S SL 84 X SL 83 1-1 G6-3 ③			1 SAFE F SL 83 D CU 80 X FF 94 1-1 30 1B 12 1B 1-3 2B	C CU 76 S SL 82 H FF 91 1-2 35 1B 30 1B HBP		C SL 85 B SL 85 F SL 85 C FF 95 1-3 K ①		3	2	1	0	0	1	0
35 Abraham Almonte, S (1, 8) OBP: 0.320, SLG: 0.444			C FF 89 S FF 91 S FF 92 0-3 K ①		B CU 79 F FF 95 B CU 80 B SL 86 C FF 95 D CU 80 4-2 30 1B 12 1B BB	B FF 91 S SL 85 F SL 85 B FF 94 1 SAFE X CU 78 2-2 30 1B 1-3 1B		B SI 95 B SL 84 X SI 93 2-0 30 1B 11 1B 30 S 1B		3	2	2	0	1	1	0
30 Chris Johnson, R (1, 3) OBP: 0.293, SLG: 0.352			C SL 83 S SL 85 B FF 94 X FF 93 1-2 G4-3 ②		S SL 86 F CU 80 D SL 88 X SL 88 1-2 12 1B 1-2 2-3 3-H 1B	C FF 91 1 SAFE X FF 92 0-1 1-3 3-H 1B		1 SAFE B SI 94 S SL 88 C SL 88 X SI 95 1-2 11 1B 1-3 1B		4	0	3	2	0	0	0
11 José Ramírez, S (1, 5) OBP: 0.280, SLG: 0.308			C FF 92 C CU 78 F CU 78 B CH 84 F FF 92 X FF 93 1-2 2B		B FF 95 C CH 85 F CH 86 F CU 82 X FF 97 1-2 F4 ①	C FF 92 B FF 92 X CH 84 1-1 L7 ③		X SL 87 0-0 22 G4-6-3 1-3 3-H 1B		4	0	2	1	0	0	5
Inning Stats	R: 0 E: 0 K: 0 S: 7 H: 0 LOB: 0 BB: 0 P: 9	R: 0 E: 0 K: 1 S: 8 H: 0 LOB: 0 BB: 0 P: 13	R: 0 E: 0 K: 2 S: 14 H: 1 LOB: 1 BB: 0 P: 17	R: 0 E: 0 K: 1 S: 8 H: 0 LOB: 0 BB: 0 P: 13	R: 3 E: 0 K: 0 S: 20 H: 3 LOB: 2 BB: 2 P: 34	R: 1 E: 0 K: 1 S: 20 H: 2 LOB: 2 BB: 0 P: 28	R: 2 E: 1 K: 0 S: 10 H: 3 LOB: 1 BB: 1 P: 17	R: 1 E: 0 K: 1 S: 9 H: 3 LOB: 1 BB: 0 P: 13		1B: 9 2B: 3 3B: 0 HR: 0 SF: 0 SAC: 0 DP: 1 HBP: 1		WP: 0 PB: 0 SB: 2 CS: 0 PA: 37			

	AB	33
	R	7
	H	12
	RBI	6
	BB	3
	SO	6
	LOB	13

PITCHER		IP	WLS	BF	H	R	ER	SO	BB	IBB	HBP	BLK	WP	HR	S	P	ERA	WHIP
35 Justin Verlander, R ERA: 3.58	(1, 1)	6.0	L	27	6	4	4	5	2	0	1	0	0	0	77	114	6.00	1.333
32 Tom Gorzelanny, L ERA: 6.75	(7, 1)	0.2		4	2	2	1	0	1	0	0	0	0	0	7	13	13.50	4.500
62 Al Alburquerque, R ERA: 4.5	(7, 1)	0.2		5	4	1	1	1	0	0	0	0	0	0	11	16	13.50	6.000
46 Ian Krol, L ERA: 6.45	(8, 1)	0.2		1	0	0	0	0	0	0	0	0	0	0	1	1	0.00	0.000

PITCHER	IP	WLS	BF	H	R	ER	SO	BB	IBB	HBP	BLK	WP	HR	S	P	ERA	WHIP

Detroit Tigers @ Cleveland Indians

Progressive Field, Cleveland, OH

Sun Sep 13 2015, 5:08 PM - 8:58 PM EDT

Att. 14,487 - Partly Cloudy - 63 F

livebaseballscorecards.com

TOP

Batter	1	2	3	4	5	6	7	8	9	AB	R	H	RBI	BB	SO	LOB
20 Rajai Davis, R (1, 8) OBP: 0.298, SLG: 0.429	C SI 92 F FC 85 F FC 86 F SI 93 C SI 94 0-3 K		B FF 92 1 SAFE F FF 93 X FF 92 1-1 18 BB 28 1B 1-2 1B	X FF 94 0-0 24 G6-4-3 18 1B 1-2 2-H 3-H 1B		B SL 89 X FF 96 1-0 L9	F FF 89 F SI 92 S CU 81 0-3 K			5	1	2	2	0	2	1
18 Tyler Collins, L (1, 7) OBP: 0.301, SLG: 0.415	S SI 93 B SI 94 B CH 86 B SI 93 X FF 93 3-1 G6-3		S SI 93 B SI 92 S KC 75 B SI 92 B KC 75 F SI 94 F FF 94 B SI 93 4-2 28 1B 1-2 2-3 BB	B SI 92 B SI 92 B SI 92 C SI 91 X SI 92 3-1 24 G6-4-3 1-2 2-3 1B		F FF 98 B CH 90 F FF 98 F FF 98 B SL 90 B SL 90 F FF 96 F FF 97 B FF 97 4-2 28 2B BB		C CU 80 B CH 89 C CU 81 B FF 92 X FC 87 2-2 G3		3	1	1	0	2	0	0
24 Miguel Cabrera, R (1, 10) OBP: 0.442, SLG: 0.549	C FC 84 X KC 76 0-1 G5-3		S FF 94 B FF 94 T KC 75 F FF 95 D KC 79 T FF 93 2-2 K	F SI 92 D SL 83 S SL 83 B SL 83 X SI 93 2-2 G6-4-3 1-2f 2-3 3-H		B FF 97 S FF 96 S FF 96 F FF 97 X FF 90 1-2 L8		X FC 87 0-0 G5-3		5	0	0	0	0	1	6
28 J.D. Martinez, R (1, 9) OBP: 0.345, SLG: 0.549		C FF 90 F KC 73 B FF 94 S KC 77 1-3 K	B KC 75 X SI 94 1-0 1-3 2-H 3-H 1B	X SI 93 0-0 F9		S FF 97 F FF 97 D SL 90 X SL 90 1-2 1-H 2B		S FC 88 B FC 89 B FC 88 C FF 92 F FF 93 X FC 87 2-2 1B		5	0	3	3	0	1	1
41 Victor Martinez, S (1, 3) OBP: 0.291, SLG: 0.348 55 Jefry Marte, R (9, 3) OBP: 0.306, SLG: 0.464		C FF 91 B SI 91 B CH 85 B FF 92 F FF 92 B SI 92 4-2 BB	C SI 93 D FC 87 X FF 94 1-1 G3		F SI 91 B SI 91 X CH 84 1-1 13 1B 49 FC4-6 1B	X FF 96 0-0 F7		B SI 92 B FF 92 B FF 92 C FF 93 F FF 92 F FF 92 X FF 93 3-2 G3-1		4 0	1 0	1 0	0 0	1 0	0 0	4 0
9 Nick Castellanos, R (1, 5) OBP: 0.302, SLG: 0.418		B FF 91 B FC 83 C SI 92 F FF 92 C SI 92 2-3 K		X FC 83 0-0 13 1B 49 2B 1B	B SI 92 B SI 92 B SI 92 C SI 92 F SI 91 F SI 93 1 SAFE S SL 83 3-3 K		X SI 92 0-0 40 13 G6-4-3 WP 17 1B 1B		B FF 93 X FC 88 1-0 13 G6-3 2B	5	2	3	0	0	2	2
13 Alex Avila, L (1, 2) OBP: 0.323, SLG: 0.261		B SI 91 X FF 92 1-0 F8		C SI 92 C FC 85 F KC 77 D KC 78 X SI 94 1-2 49 2B 20 1B 1-2 1B	X SI 90 0-0 49 FC4-6 1-3 1B	B SI 92 T SI 93 C SI 93 B CU 82 B CU 81 F FF 93 B SI 94 4-2 40 G6-4-3 1-2 BB			B FF 91 C FF 91 B FF 93 C FF 92 B FF 92 X FF 91 3-2 G6-3 2-3	4	1	2	0	1	0	2
49 Dixon Machado, R (1, 6) OBP: 0.290, SLG: 0.310 40 Josh Wilson, R (5, PR) OBP: 0.370, SLG: 0.360 (5, 4)			B FF 91 C FF 92 S FC 85 B FF 93 X FC 85 2-2 18 BB 20 1B 28 1B 1B	B FF 93 F FF 95 T FF 96 X FF 94 1-2 20 1B 1-3 2-H 2B	S FF 97 S FF 98 X FF 98 0-2 FC4-6 1-2f 3-H	B FF 89 F FF 91 B FC 88 B FF 93 F FF 92 F FF 93 X FF 91 3-2 G6-4-3 1-2f 2-3			T FF 93 C FF 94 S FF 94 0-3 K	3 2	2 0	2 0	2 0	0 0	0 1	1 3
17 Andrew Romine, S (1, 4) OBP: 0.305, SLG: 0.324 (5, 6)			B FF 92 1 SAFE F FF 92 B FF 93 F SI 94 C SI 93 2-3 K	B FC 87 F FF 94 D KC 78 B FC 86 B FF 94 4-1 18 1B 20 1B 24 G6-4-3 BB	F FF 96 X FF 98 0-1 G6-3	X FF 92 0-0 3-H 1B			C FF 93 B FF 92 F FF 92 B FF 94 F FF 92 F FC 89 F FF 92 X FF 93 2-2 L7	4	1	1	1	1	1	3

Inning Stats	1	2	3	4	5	6	7	8	9
	R: 0 E: 0 K: 1 S: 9 H: 0 LOB: 0 BB: 0 P: 12	R: 0 E: 0 K: 2 S: 9 H: 0 LOB: 1 BB: 1 P: 17	R: 2 E: 0 K: 2 S: 19 H: 3 LOB: 2 BB: 1 P: 32	R: 4 E: 0 K: 0 S: 16 H: 5 LOB: 1 BB: 1 P: 27	R: 1 E: 0 K: 1 S: 12 H: 2 LOB: 1 BB: 0 P: 16	R: 1 E: 0 K: 0 S: 14 H: 1 LOB: 1 BB: 1 P: 21	R: 1 E: 0 K: 1 S: 12 H: 2 LOB: 1 BB: 1 P: 19	R: 0 E: 0 K: 0 S: 12 H: 1 LOB: 1 BB: 0 P: 19	R: 0 E: 0 K: 1 S: 13 H: 1 LOB: 1 BB: 0 P: 19

1B: 12 SF: 0
2B: 3 SAC: 0
3B: 0 DP: 2
HR: 0 HBP: 0

WP: 1 PA: 45
PB: 0
SB: 0
CS: 0

	AB	40
	R	9
	H	15
	RBI	8
	BB	5
	SO	8
	LOB	23

PITCHER		IP	WLS	BF	H	R	ER	SO	BB	IBB	HBP	BLK	WP	HR	S	P	ERA	WHIP
47 Trevor Bauer, R ERA: 4.71	(1, 1)	3.0	L	19	7	6	6	5	3	0	0	0	0	0	47	77	18.00	3.333
54 Ryan Webb, R ERA: 3.33	(4, 1)	1.1		5	2	1	1	1	0	0	0	0	0	0	12	21	6.75	1.500
65 Giovanni Soto, L ERA:	(5, 1)	0.0		1	1	0	0	0	0	0	0	0	0	0	1	1	∞	∞
49 Austin Adams, R ERA: 3.73	(5, 1)	1.2		7	1	1	1	0	1	0	0	0	0	0	19	26	5.40	1.200
26 Gavin Floyd, R ERA: 1.5	(7, 1)	2.0		9	3	1	1	1	1	0	0	0	1	0	24	38	4.50	2.000

PITCHER		IP	WLS	BF	H	R	ER	SO	BB	IBB	HBP	BLK	WP	HR	S	P	ERA	WHIP
51 Shawn Armstrong, R ERA:	(9, 1)	1.0		4	1	0	0	1	0	0	0	0	0	0	13	19	0.00	1.000

BOTTOM

Detroit Tigers @ Cleveland Indians

Progressive Field, Cleveland, OH

Sun Sep 13 2015, 5:08 PM - 8:58 PM EDT

Att. 14,487 - Partly Cloudy - 63 F

livebaseballscorecards.com

Batter	1	2	3	4	5	6	7	8	9	AB	R	H	RBI	BB	SO	LOB
12 Francisco Lindor, S (1, 6) OBP: 0.347, SLG: 0.457 11 José Ramírez, S (7, 4) OBP: 0.278, SLG: 0.305	B SI 89 X SI 90 1-0 L9 ①	B CH 80 B CH 79 X SI 86 2-0 4 G5-4-3 1B		B FF 92 X SI 91 1-0 G4-3 ③			C FF 94 B CH 87 F FF 95 X FF 95 1-2 P4 ①		C FF 96 B CH 84 X FF 96 1-1 G6-3 ③	3 2	0 0	1 0	0 0	0 0	0 0	0 0
4 Mike Aviles, R (1, 4) (7, 6) OBP: 0.284, SLG: 0.328	C SI 90 F SI 90 B CU 73 B FF 89 X SI 90 2-2 41 E1 9 1B 1B	C SI 87 1 SAFE B CU 70 X CU 70 1-1 G5-4-3 ② ③ 1-2f			C FF 90 B CU 75 B CU 74 X SI 93 2-1 G5-3 ①		X FF 95 0-0 1B			4	1	2	0	0	0	1
41 Carlos Santana, S (1, 3) OBP: 0.355, SLG: 0.381	C SI 89 B CU 70 F CU 70 F SI 90 1 SAFE B CU 71 B SI 82 X CH 82 3-2 E5 40 WP 9 1B 39 BB 1-3		B SI 86 F SI 87 C CH 78 X FF 88 1-2 G4-3 ①		C SI 93 B CH 84 S FF 92 B CU 78 B SI 92 B SI 92 4-2 8 G3 BB		T FF 95 X SI 90 0-1 L8 ②			3	1	0	0	1	0	2
9 Ryan Raburn, R (1, 9) OBP: 0.379, SLG: 0.541 8 Lonnie Chisenhall, L (5, PH) (6, 9) OBP: 0.293, SLG: 0.376	C SL 84 B CU 71 1 SAFE X CU 71 1-1 39 BB 40 WP 1-2 3-H 1B		S SI 88 S FF 87 F SI 88 B FF 89 B CU 71 B SI 89 F SI 89 X SI 90 3-2 L8 ②		F FF 92 B FF 93 F FF 93 X CU 76 1-2 G3 ② 1-2		S FF 94 F FF 93 F SL 81 B FF 94 F SL 86 F FF 95 X SI 90 1-2 L5 ③			2 2	0 0	1 0	1 0	0 0	0 0	0 2
30 Chris Johnson, R (1, 10) OBP: 0.292, SLG: 0.347	C SI 89 B CU 71 F SL 84 B CH 82 S SL 84 2-3 K ②		B FF 88 B SI 88 F SI 87 S SL 82 B SI 88 F SL 82 B CH 78 4-2 40 WP BB		B CU 75 B FF 93 T SI 94 X SI 92 2-1 G1-3 ③			B FF 97 X FF 95 1-0 G6-3 ①		3	0	0	0	1	1	3
40 Jerry Sands, R (1, 7) OBP: 0.289, SLG: 0.375	F CU 72 B FF 89 B CU 71 F SL 85 F FF 91 F SL 83 F SL 84 B FF 90 F CU 72 4-2 39 BB 1-2 2-3 BB		S SI 88 B FF 88 B CU 71 B SL 82 B SL 83 4-1 1-2 BB			B FF 93 C FF 94 B SL 87 F FF 94 C SL 85 2-3 K ①		X FF 97 0-0 G4-3 ②		2	0	0	0	2	1	0
39 Gio Urshela, R (1, 5) OBP: 0.279, SLG: 0.321	B SI 89 C CU 71 B CH 80 F SI 89 F SL 86 F SI 91 D CU 73 F SI 88 F SI 90 4-2 B SI 89 1-2 2-3 3-H BB		F CH 78 F CH 78 B SI 89 B SI 88 X CH 79 2-2 L9 ③			B SL 84 B FF 93 B FF 94 C FF 94 B FF 95 4-1 BB		C FF 98 S FF 97 B FF 95 F FF 97 B SL 86 F SL 83 B FF 96 S SL 81 3-3 K ③		2	0	0	1	2	1	2
55 Roberto Pérez, R (1, 2) OBP: 0.343, SLG: 0.367	C CU 71 S SI 88 B CH 78 F SI 88 B CH 78 S CH 78 2-3 K ③			B FF 93 B FF 92 C FF 92 B FF 91 F FF 92 B SI 93 4-2 1 G4-6-3 BB		F FF 94 C SL 82 S SL 82 0-3 K ②			B FF 96 B FF 95 X FF 96 2-0 G5-3 ①	3	0	0	0	1	2	4
1 Michael Martinez, S (1, 8) OBP: 0.385, SLG: 0.462		C SI 87 F FF 87 B SL 82 F CU 71 F SI 88 B SI 88 F SI 88 S SL 82 2-3 K ①		F SI 93 D CU 76 C CU 74 X SI 93 1-2 G4-6-3 ① ② 1-2f		S FF 94 F FF 95 F FF 96 D SL 85 F FF 96 X FF 96 1-2 L6 ③			C FF 97 B FF 96 F FF 96 F FF 97 C SL 85 1-3 K ②	4	0	0	0	0	2	2

Inning Stats	1	2	3	4	5	6	7	8	9
	R: 2 E: 1 K: 2 S: 31	R: 0 E: 0 K: 1 S: 9	R: 0 E: 0 K: 0 S: 15	R: 0 E: 0 K: 0 S: 6	R: 0 E: 0 K: 0 S: 9	R: 0 E: 0 K: 2 S: 12	R: 0 E: 0 K: 0 S: 12	R: 0 E: 0 K: 1 S: 7	R: 0 E: 0 K: 1 S: 7
	H: 2 LOB: 3 BB: 2 P: 50	H: 1 LOB: 0 BB: 0 P: 14	H: 0 LOB: 2 BB: 2 P: 29	H: 0 LOB: 0 BB: 1 P: 12	H: 0 LOB: 1 BB: 1 P: 18	H: 0 LOB: 1 BB: 1 P: 19	H: 1 LOB: 1 BB: 0 P: 14	H: 0 LOB: 0 BB: 0 P: 11	H: 0 LOB: 0 BB: 0 P: 11

	AB	30
	R	2
	H	4
	RBI	2
	BB	7
	SO	7
	LOB	16

	1B: 4	SF: 0	WP: 2	PA: 37
	2B: 0	SAC: 0	PB: 0	
	3B: 0	DP: 2	SB: 0	
	HR: 0	HBP: 0	CS: 0	

PITCHER		IP	WLS	BF	H	R	ER	SO	BB	IBB	HBP	BLK	WP	HR	S	P	ERA	WHIP
52 Randy Wolf, L ERA: 6.12	(1, 1)	3.0		16	3	2	1	3	4	0	0	0	2	0	55	93	3.00	2.333
54 Drew VerHagen, R ERA: 1.56	(4, 1)	2.0	W	7	0	0	0	0	2	0	0	0	0	0	15	30	0.00	1.000
39 Neftalí Feliz, R ERA: 7.03	(6, 1)	2.0		8	1	0	0	2	1	0	0	0	0	0	24	33	0.00	1.000
58 José Váldez, R ERA: 2.84	(8, 1)	2.0		6	0	0	0	2	0	0	0	0	0	0	14	22	0.00	0.000

PITCHER	IP	WLS	BF	H	R	ER	SO	BB	IBB	HBP	BLK	WP	HR	S	P	ERA	WHIP

Kansas City Royals @ Cleveland Indians

Progressive Field, Cleveland, OH

Mon Sep 14 2015, 7:11 PM - 10:32 PM EDT

Att. 10,356 - Clear - 73 F

livebaseballscorecards.com

TOP

Batter	1	2	3	4	5	6	7	8	9	AB	R	H	RBI	BB	SO	LOB
4 Alex Gordon, L (1, 7) OBP: 0.392, SLG: 0.463	X FF 95 0-0 HR		B SI 96 C CH 89 B FF 91 S CH 90 X FF 97 2-2 1B			B CH 88 C CH 88 C CU 82 S SL 90 1-3 ② K	B FC 91 F FC 92 B FC 92 B FC 92 F FC 92 X FC 92 3-2 E5 18 1B 1-3 2-H		B FF 93 S SI 92 B CU 84 X SI 93 2-1 18 BB 1B	5	1	3	1	0	1	1
18 Ben Zobrist, S (1, 4) OBP: 0.374, SLG: 0.473	B SI 96 C FF 96 X SI 95 1-1 ① F8		X FF 96 0-0 ③ G6-3			B CH 88 B SI 95 B FF 95 B FF 94 4-0 35 BB 6 1B BB	C FC 91 B FC 91 S FC 91 X FC 93 1-2 1-2 3-H 1B		B SI 92 B SI 90 B SI 92 C SI 89 B SI 90 4-1 1-2 BB	3	0	1	1	2	0	1
6 Lorenzo Cain, R (1, 8) OBP: 0.368, SLG: 0.496	C FF 96 B SI 95 F SI 95 B CU 85 X CH 89 2-2 35 CS 1B			C SL 89 B SI 95 F SI 95 S CU 85 1-3 ① K		C SL 88 X SL 88 0-1 1-2 35 BB 1B	S FC 92 F SL 80 F FC 93 B FC 92 F FC 92 X SL 81 1-2 ③ F8		B CU 82 F SI 92 B CU 82 X SI 91 2-1 ③ F8	5	0	2	0	0	1	4
35 Eric Hosmer, L (1, 3) OBP: 0.368, SLG: 0.451	F FF 95 B FF 94 B CH 87 S SL 88 1 SAFE S SL 88 2-3 ② ③ K 1-2			F CH 90 C CU 83 X FF 96 0-2 ② G6-3		C CU 84 D CH 91 D CH 90 B SI 95 B FF 96 4-1 1-2 2-3 BB		F FF 90 F FF 90 S SL 82 0-3 ① K		3	0	0	0	1	2	1
25 Kendrys Morales, S (1, 10) OBP: 0.355, SLG: 0.470		C CH 88 C FF 94 S CH 90 0-3 ① K		C SL 89 F SI 96 F SL 90 F CU 85 B FF 96 B FF 91 S FF 97 2-3 ③ K		X CH 89 0-0 ③ G6-3		B FF 90 C CH 84 B FF 91 C CH 85 S SL 82 2-3 ② K		4	0	0	0	0	3	3
8 Mike Moustakas, L (1, 5) OBP: 0.345, SLG: 0.454		X SI 96 0-0 ② P5			F FF 94 S SL 86 B SL 89 F FF 96 S CU 85 1-3 ① K		C FF 94 B CU 80 X FF 94 1-1 ① P2	B SL 82 X FF 91 1-0 13 FC5-4 1B		4	0	1	0	0	1	0
13 Salvador Perez, R (1, 2) OBP: 0.275, SLG: 0.420		C FF 96 S SL 90 S CH 89 0-3 ③ K			C FF 95 B SI 95 C CU 84 X CH 91 1-2 15 G5-4-3 1B		X FF 95 0-0 4 WP 15 1B 4 E 1B	B SI 92 B CU 82 X SI 92 2-0 ③ FC5-4 1-2f		4	1	2	0	0	1	1
15 Alex Rios, R (1, 9) OBP: 0.292, SLG: 0.349			X FF 95 0-0 ① G6-3		B SL 88 S SL 88 B SI 95 X FF 95 2-1 ② ③ G5-4-3 1-2f		B FC 87 C FF 96 B FC 88 X FF 95 2-1 4 E 4 WP 18 1B 1-2 1B		C SI 92 S CU 84 S CU 84 0-3 ① K	4	1	1	0	0	1	1
2 Alcides Escobar, R (1, 6) OBP: 0.292, SLG: 0.316			C FF 95 B FF 96 B SL 88 S SI 96 S SL 89 2-3 ② K			C FF 94 F SL 88 B FF 95 F CU 84 F SI 95 S CU 84 1-3 ① K	B FF 94 B FF 95 C FF 95 F FF 96 F FF 96 F FC 89 B FF 96 X FF 96 3-2 F4		S SI 90 F SI 92 S CU 84 0-3 ② K	4	0	0	0	0	3	2
Inning Stats	R: 1 E: 0 K: 1 S: 9 H: 2 LOB: 0 BB: 0 P: 14	R: 0 E: 0 K: 2 S: 7 H: 0 LOB: 0 BB: 0 P: 7	R: 0 E: 0 K: 1 S: 8 H: 1 LOB: 1 BB: 0 P: 12	R: 0 E: 0 K: 2 S: 11 H: 0 LOB: 0 BB: 0 P: 14	R: 0 E: 0 K: 1 S: 9 H: 1 LOB: 0 BB: 0 P: 13	R: 0 E: 0 K: 2 S: 12 H: 1 LOB: 3 BB: 2 P: 22	R: 2 E: 1 K: 0 S: 21 H: 3 LOB: 2 BB: 0 P: 32	R: 0 E: 0 K: 2 S: 8 H: 1 LOB: 1 BB: 0 P: 13	R: 0 E: 0 K: 2 S: 11 H: 1 LOB: 2 BB: 1 P: 19	1B: 9 2B: 0 3B: 0 HR: 1 SF: 0 SAC: 0 DP: 1 HBP: 0						

	AB	36
	R	3
	H	10
	RBI	2
	BB	3
	SO	13
	LOB	14

WP: 1 PA: 39
PB: 0
SB: 0
CS: 1

PITCHER		IP	WLS	BF	H	R	ER	SO	BB	IBB	HBP	BLK	WP	HR	S	P	ERA	WHIP
59 Carlos Carrasco, R ERA: 3.62	(1, 1)	6.0	W	23	5	1	1	9	2	0	0	0	0	1	56	82	1.50	1.167
34 Zach McAllister, R ERA: 2.93	(7, 1)	0.2	H	4	2	2	0	0	0	0	0	0	0	0	10	16	0.00	3.000
27 Bryan Shaw, R ERA: 2.73	(7, 1)	0.1	H	3	1	0	0	0	0	0	0	0	1	0	11	16	0.00	3.000
57 Kyle Crockett, L ERA: 3.14	(8, 1)	0.2		3	1	0	0	2	0	0	0	0	0	0	7	10	0.00	1.500
53 Jeff Manship, R ERA: 1.11	(8, 1)	1.1		6	1	0	0	2	1	0	0	0	0	0	12	22	0.00	1.500

PITCHER	IP	WLS	BF	H	R	ER	SO	BB	IBB	HBP	BLK	WP	HR	S	P	ERA	WHIP

Batter	1	2	3	4	5	6	7	8	9	AB	R	H	RBI	BB	SO	LOB
22 Jason Kipnis, L (1, 10) OBP: 0.374, SLG: 0.449	C SI 92 C SI 93 B KC 81 X SI 93 1-2 HR		X SI 93 0-0 L7 ① C KC 79 X SI 94 0-1 G4-3 ③			C FF 86 1 SAFE 1 SAFE 1 SAFE F FF 87 F FF 87 1 SAFE 1 SAFE X SL 79 0-2 P3 ②		B SI 94 X SL 87 1-0 F8 ①		5	1	1	1	0	0	2
12 Francisco Lindor, S (1, 6) OBP: 0.351, SLG: 0.462	B FF 93 X SI 94 1-0 F7 ①		B SI 93 B SI 94 B SI 94 B FF 94 4-0 8 2B 23 S BB		B KC 78 B SI 92 B SI 93 C SI 93 F SI 93 B FF 94 4-2 8 SF8 41 1B 23 1B BB	F FF 86 B FF 87 1-1 CS ③ 1-2	C FF 96 F FF 98 B FF 98 S CH 90 1-3 K2-3 ①	F FF 89 B FF 93 B FF 93 X SI 93 2-1 2-H 3B		3	2	1	1	2	1	0
23 Michael Brantley, L (1, 7) OBP: 0.389, SLG: 0.499	C FF 94 B KC 80 B CH 84 B CH 82 X CH 82 3-1 8 1B 1B		B KC 81 1 SAFE B CH 84 C SI 95 B CH 84 F SI 94 C KC 80 3-3 K ② 1-2		X SI 94 0-0 10 FC1-4 41 1B 1-2 1B		B FF 98 X FF 97 1-0 8 1B 2B	B SL 88 C SI 94 C SI 94 S FF 89 1-3 K ②		5	1	3	0	0	2	2
41 Carlos Santana, S (1, 3) OBP: 0.357, SLG: 0.381	B SI 94 1 SAFE B SI 94 X SI 94 2-0 P6 ②		B CH 85 B SI 95 B CH 84 C CH 84 B FF 95 4-1 8 2B BB		C KC 80 B CH 84 S KC 79 B SI 95 X SI 95 2-2 10 FC1-4 1-2 2-3 1B		B FF 98 B CH 89 S CH 89 C FF 98 B FF 98 B CH 89 4-2 8 1B 10 2B BB	B SI 95 C SL 88 D SI 94 S SI 94 S SI 93 2-3 K ③		3	1	1	0	2	1	2
8 Lonnie Chisenhall, L (1, 9) OBP: 0.299, SLG: 0.387	B CH 83 F CH 82 C KC 80 X KC 80 1-2 1-2 1B		C KC 81 X CH 85 0-1 1-3 2-H 2B		S FF 94 B KC 81 F SI 94 F SI 95 X FF 94 1-2 SF8 ① 3-H		S FF 96 B FF 97 F FF 96 B FF 98 X CH 89 2-2 10 2B 1-2 2-H 1B			3	1	3	3	0	0	0
10 Yan Gomes, R (1, 2) OBP: 0.260, SLG: 0.374	F FF 95 S FF 95 S FF 95 0-3 K ③		F SI 94 B KC 82 F FF 94 F KC 81 F FF 96 F CH 86 X KC 82 1-2 L8 ③		B KC 81 S CH 84 X KC 83 1-1 FC1-4 ② 1-2f 2-3		X FF 97 0-0 35 G4-3 2B 1-H 2-H			4	0	1	2	0	1	6
35 Abraham Almonte, S (1, 8) OBP: 0.313, SLG: 0.434		F SI 93 S KC 82 B CH 84 F KC 80 X CH 85 1-2 L8 ①		B KC 79 F CH 82 B KC 77 X SI 93 2-1 F8 ① 2-3 K ③	F CH 84 S KC 82 B FF 94 B CH 86 S KC 81		S CH 90 S SI 97 B FF 96 F CH 90 B CH 89 X FF 97 2-2 G4-3 ② 2-3			4	0	0	0	0	1	3
39 Gio Urshela, R (1, 5) OBP: 0.279, SLG: 0.332		F FF 95 X SI 96 0-1 G5-3 ②		B FF 95 C KC 80 X SI 93 1-1 HR		B FF 86 B FF 87 C FF 86 C FF 88 X SL 81 2-2 P3 ①	S SL 89 X CH 89 0-1 F7 ③			4	1	1	1	0	0	1
11 José Ramírez, S (1, 4) OBP: 0.281, SLG: 0.309		C SI 94 C CH 84 B KC 82 F CH 85 B FF 95 X KC 79 2-2 G5-3 ③		C SI 95 F CH 84 F KC 81 F KC 79 B SI 94 F KC 80 S SI 94 1-3 K ②		B FF 87 B FF 87 B FF 87 C FF 87 B FF 87 4-1 12 CS BB		F SI 93 F SL 86 F CH 86 B SI 93 X CU 76 1-2 12 3B 2B		3	1	1	0	1	1	0
Inning Stats	R: 1 E: 0 K: 1 S: 13 H: 3 LOB: 2 BB: 0 P: 21	R: 0 E: 0 K: 0 S: 10 H: 0 LOB: 0 BB: 0 P: 13	R: 1 E: 0 K: 1 S: 13 H: 1 LOB: 2 BB: 2 P: 25	R: 1 E: 0 K: 1 S: 12 H: 1 LOB: 0 BB: 0 P: 16	R: 1 E: 0 K: 1 S: 15 H: 2 LOB: 2 BB: 1 P: 25	R: 0 E: 0 K: 0 S: 9 H: 0 LOB: 0 BB: 1 P: 16	R: 3 E: 0 K: 1 S: 16 H: 3 LOB: 1 BB: 1 P: 26	R: 1 E: 0 K: 2 S: 13 H: 2 LOB: 1 BB: 0 P: 20		1B: 5 2B: 4 3B: 1 HR: 2	SF: 1 SAC: 0 DP: 0 HBP: 0	WP: 0 PB: 0 SB: 1 CS: 1	PA: 41			

PITCHER		IP	WLS	BF	H	R	ER	SO	BB	IBB	HBP	BLK	WP	HR	S	P	ERA	WHIP
36 Edinson Volquez, R ERA: 3.59	(1, 1)	5.0	L	25	7	4	4	4	3	0	0	0	0	2	63	100	7.20	2.000
32 Chris Young, R ERA: 3.16	(6, 1)	1.0		3	0	0	0	0	1	0	0	0	0	0	9	16	0.00	1.000
40 Kelvin Herrera, R ERA: 2.87	(7, 1)	1.0		7	3	3	3	1	1	0	0	0	0	0	16	26	27.00	4.000
45 Franklin Morales, L ERA: 2.9	(8, 1)	1.0		5	2	1	1	2	0	0	0	0	0	0	13	20	9.00	2.000

PITCHER	IP	WLS	BF	H	R	ER	SO	BB	IBB	HBP	BLK	WP	HR	S	P	ERA	WHIP

BOTTOM

Kansas City Royals @ Cleveland Indians

Progressive Field, Cleveland, OH

Mon Sep 14 2015, 7:11 PM - 10:32 PM EDT

Att. 10,356 - Clear - 73 F

livebaseballscorecards.com

AB	34
R	8
H	12
RBI	8
BB	5
SO	7
LOB	16

Kansas City Royals @ Cleveland Indians

Progressive Field, Cleveland, OH

Tue Sep 15 2015, 7:11 PM - 9:45 PM EDT

Att. 10,516 - Clear - 80 F

TOP

livebaseballscorecards.com

Batter	1	2	3	4	5	6	7	8	9	AB	R	H	RBI	BB	SO	LOB
4 Alex Gordon, L (1, 7) OBP: 0.388, SLG: 0.457	B FF 88 X FF 88 1-0 F9		C FF 89 C FC 86 F CU 76 B FC 85 B CU 77 B FF 89 S FC 84 3-3 K			C CU 73 B CH 82 F FC 83 B CU 76 S FC 85 2-3 K		B FF 88 S CH 82 B FF 87 X FF 88 2-1 G3		4	0	0	0	0	2	0
18 Ben Zobrist, S (1, 4) OBP: 0.371, SLG: 0.469	C FF 88 F FC 86 F FF 90 B FC 85 B CU 74 B FF 90 X FF 89 3-2 L8		B CH 83 B FF 90 C FF 89 X FF 89 2-1 G4-3			F FF 88 B FF 89 X CU 75 1-1 G3-1			C CU 72 S FC 84 B FF 87 B FC 84 X FF 88 2-2 G3	4	0	0	0	0	0	0
6 Lorenzo Cain, R (1, 8) OBP: 0.367, SLG: 0.493 1 Jarrod Dyson, L (9, 8) OBP: 0.321, SLG: 0.391	X FF 90 0-0 F9			C FC 84 X CU 74 0-1 F8		H FF 88 1-0 HBP			X FC 84 0-0 G6-3	3 0	0 0	0 0	0 0	0 0	0 0	0 0
35 Eric Hosmer, L (1, 3) OBP: 0.367, SLG: 0.449		X FF 88 0-0 25 G3-5-3 1B		F FC 85 X FF 89 0-1 G4-3		C FC 85 1 SAFE X FF 88 0-1 P6			C CU 73 X CH 83 0-1 G1-4-3	4	0	1	0	0	0	1
25 Kendrys Morales, S (1, 10) OBP: 0.353, SLG: 0.468		1 SAFE B FC 86 1 SAFE C FF 88 F FC 84 1 SAFE B CU 72 1 SAFE F FC 83 2-2 F FF 89 F FC 85 1 SAFE F CH 83 F FC 84 X FC 84 G3-5-3 1-2f		C CH 82 C FF 89 S CU 76 0-3 K			C FF 88 B FC 84 X CH 83 1-1 G6-3			3	0	0	0	0	1	1
8 Mike Moustakas, L (1, 5) OBP: 0.345, SLG: 0.455		B FF 88 B FF 88 B FF 90 F FF 88 X FF 89 3-1 13 WP 13 1B 2B			X CH 80 0-0 G5-3		C FC 86 B CU 75 B CU 75 F FF 89 F FF 88 X FC 85 2-2 G4-1			3	1	1	0	0	0	0
13 Salvador Perez, R (1, 2) OBP: 0.275, SLG: 0.420		F FF 89 S CU 74 X FC 86 0-2 2-H 1B			B FF 89 B FF 88 X FC 85 2-0 G5-3		F FF 90 B FF 89 F CU 76 S CU 78 1-3 K			3	0	1	1	0	1	0
15 Alex Rios, R (1, 9) OBP: 0.292, SLG: 0.358 16 Paulo Orlando, R (8, 9) OBP: 0.272, SLG: 0.444		B FF 89 1 SAFE S FC 86 F FF 90 D CU 75 C FF 89 2-3 K			B FC 84 X FF 89 1-0 HR			B FF 86 C FF 86 B FC 83 X FC 83 2-1 G5-3		3 0	1 0	1 0	1 0	0 0	1 0	1 0
2 Alcides Escobar, R (1, 6) OBP: 0.290, SLG: 0.315			X FF 88 0-0 L9		C FC 84 B FF 89 S CU 75 B FC 84 F FC 85 F CU 77 F FC 84 F FF 89 C FF 90 2-3 K			F FF 87 X FC 83 0-1 F7		3	0	0	0	0	1	0

Inning Stats	1	2	3	4	5	6	7	8	9
	R: 0 E: 0 K: 0 S: 6 H: 0 LOB: 0 BB: 0 P: 10	R: 1 E: 0 K: 1 S: 17 H: 3 LOB: 1 BB: 0 P: 24	R: 0 E: 0 K: 1 S: 7 H: 0 LOB: 0 BB: 0 P: 12	R: 0 E: 0 K: 1 S: 7 H: 0 LOB: 0 BB: 0 P: 7	R: 1 E: 0 K: 1 S: 10 H: 1 LOB: 0 BB: 0 P: 15	R: 0 E: 0 K: 1 S: 7 H: 0 LOB: 1 BB: 0 P: 11	R: 0 E: 0 K: 1 S: 9 H: 0 LOB: 0 BB: 0 P: 13	R: 0 E: 0 K: 0 S: 6 H: 0 LOB: 0 BB: 0 P: 10	R: 0 E: 0 K: 0 S: 6 H: 0 LOB: 0 BB: 0 P: 8

1B: 2	SF: 0
2B: 1	SAC: 0
3B: 0	DP: 1
HR: 1	HBP: 1
WP: 1	PA: 31
PB: 0	
SB: 0	
CS: 0	

AB	30
R	2
H	4
RBI	2
BB	0
SO	6
LOB	3

PITCHER	IP	WLS	BF	H	R	ER	SO	BB	IBB	HBP	BLK	WP	HR	S	P	ERA	WHIP
43 Josh Tomlin, R (1, 1) ERA: 2.7	9.0	L	31	4	2	2	6	0	0	1	0	1	1	75	110	2.00	0.444

PITCHER	IP	WLS	BF	H	R	ER	SO	BB	IBB	HBP	BLK	WP	HR	S	P	ERA	WHIP

Batter	1	2	3	4	5	6	7	8	9	AB	R	H	RBI	BB	SO	LOB
22 Jason Kipnis, L (1, 4) OBP: 0.372, SLG: 0.446	B SI 90 X SI 90 1-0 ① G4-3		B CU 76 F FF 91 X CU 79 1-1 ② G3-1		C CU 78 1 SAFE X FF 91 0-1 ③ F8			C FF 93 B FF 94 X FF 95 1-1 ① L8		4	0	0	0	0	0	1
12 Francisco Lindor, S (1, 6) OBP: 0.353, SLG: 0.465	C FF 90 B CH 82 B SI 91 B CH 84 X SI 91 3-1 2B		B FF 90 B CU 76 F FF 91 B FF 88 X SI 90 3-1 1B			X FF 88 0-0 ① F9		X FF 96 0-0 ② F7		4	0	2	0	0	0	0
23 Michael Brantley, L (1, 7) OBP: 0.388, SLG: 0.496	C SI 91 B FF 91 B SI 92 X CH 84 2-1 ② P3		1 SAFE B CU 78 X CH 83 1-0 ③ G3			B SI 89 C FF 89 B CU 75 C FF 90 X SI 90 2-2 ② F8		S FC 94 B FC 93 B FF 97 S FC 94 B KC 87 F FF 97 F FC 94 B FF 98 4-2 BB		3	0	0	0	1	0	2
41 Carlos Santana, S (1, 10) OBP: 0.357, SLG: 0.379	B FF 91 B CU 77 B FF 91 C SI 91 D SI 91 4-1 BB			B SI 90 S CH 81 B CU 78 C FF 89 F CH 83 F CU 77 F CU 80 X CH 84 2-2 ① L4-3		B CU 77 X CH 84 1-0 ③ G3		B FF 96 B FF 97 C KC 87 F KC 87 C FF 98 2-3 ③ K		3	0	0	0	1	1	1
8 Lonnie Chisenhall, L (1, 9) OBP: 0.299, SLG: 0.382	D CU 78 B FF 91 B SI 91 C FF 92 X FF 91 3-1 ③ G1-3			S CU 79 X FF 91 0-1 ② G3			B FF 89 S CH 82 S CU 78 X SI 90 1-2 ① P5		B FF 89 B SL 81 B FS 89 C FS 87 B FS 89 4-1 4 FC1-5 10 1B BB	3	0	0	0	1	0	2
10 Yan Gomes, R (1, 2) OBP: 0.263, SLG: 0.376		C SI 89 B CU 77 X SI 89 1-1 ① G6-3		B SI 90 B CH 82 X SI 91 2-0 ③ G6-3			B CU 76 F CH 83 B CU 77 F CH 82 X SI 91 2-2 30 1B 1B		F FF 90 X FF 90 0-1 39 WP 4 FC1-5 1-2 1B	4	0	2	0	0	0	0
30 Chris Johnson, R (1, 3) 1 Michael Martinez, S (7, PR) 40 Jerry Sands, R (8, 3) 4 Mike Aviles, R (9, PH)		C FF 91 B SI 90 B CU 77 X SI 91 2-1 ② G5-3			B FF 90 B SI 89 X SI 90 2-0 1B		B SI 90 C FF 90 B SI 90 X SI 90 2-1 1-2 1B		B FF 92 X FF 91 1-0 ① FC1-5 39 WP 1-2 2-3f	3 0 0 1	0 0 0 0	2 0 0 0	0 0 0 0	0 0 0 0	0 0 0 0	0 0 0 2
35 Abraham Almonte, S (1, 8) OBP: 0.306, SLG: 0.424		C SI 90 X FF 90 0-1 ③ G4-3			C CU 76 S CH 83 1 SAFE F FF 89 B FF 90 B FF 91 X CH 84 2-2 ① P4		F FF 94 B CH 81 C CH 81 F FF 96 S CH 82 1-3 ② K		T SL 86 S SL 85 X SL 85 0-2 ② P5	4	0	0	0	0	1	5
39 Gio Urshela, R (1, 5) OBP: 0.275, SLG: 0.327			B FF 90 B SI 91 F FF 91 B SI 90 X SI 91 3-1 ① G5-3		B SI 91 1 SAFE B SI 92 F SI 91 X CH 82 2-1 ② F8		F FF 95 F FC 92 S FF 95 0-3 ③ K		C SL 83 S SL 84 B SL 85 S FF 93 1-3 ③ K 1-2 2-3	4	0	0	0	0	2	5
Inning Stats	R: 0 H: 1 E: 0 LOB: 2 K: 0 BB: 1 S: 8 P: 21	R: 0 H: 0 E: 0 LOB: 0 K: 0 BB: 0 S: 6 P: 9	R: 0 H: 1 E: 0 LOB: 1 K: 0 BB: 0 S: 7 P: 15	R: 0 H: 0 E: 0 LOB: 0 K: 0 BB: 0 S: 9 P: 13	R: 0 H: 1 E: 0 LOB: 1 K: 0 BB: 0 S: 9 P: 15	R: 0 H: 0 E: 0 LOB: 0 K: 0 BB: 0 S: 5 P: 8	R: 0 H: 2 E: 0 LOB: 2 K: 2 BB: 0 S: 15 P: 21	R: 0 H: 0 E: 0 LOB: 1 K: 1 BB: 1 S: 10 P: 17	R: 0 H: 1 E: 0 LOB: 2 K: 1 BB: 1 S: 10 P: 16	1B: 5 2B: 1 3B: 0 HR: 0	SF: 0 SAC: 0 DP: 0 HBP: 0			WP: 1 PB: 0 SB: 0 CS: 0		PA: 36	

PITCHER		IP	WLS	BF	H	R	ER	SO	BB	IBB	HBP	BLK	WP	HR	S	P	ERA	WHIP
39 Kris Medlen, R ERA: 3.92	(1, 1)	6.1	W	25	5	0	0	0	1	0	0	0	0	0	52	94	0.00	0.947
46 Ryan Madson, R ERA: 2.44	(7, 1)	0.2	H	2	0	0	0	2	0	0	0	0	0	0	7	8	0.00	0.000
17 Wade Davis, R ERA: 0.91	(8, 1)	1.0	H	4	0	0	0	1	1	0	0	0	0	0	10	17	0.00	1.000
56 Greg Holland, R ERA: 3.56	(9, 1)	1.0	S	5	1	0	0	1	1	0	0	0	1	0	10	16	0.00	2.000

PITCHER	IP	WLS	BF	H	R	ER	SO	BB	IBB	HBP	BLK	WP	HR	S	P	ERA	WHIP

BOTTOM

Kansas City Royals @ Cleveland Indians

Progressive Field, Cleveland, OH

Tue Sep 15 2015, 7:11 PM - 9:45 PM EDT

Att. 10,516 - Clear - 80 F

livebaseballscorecards.com

AB	33
R	0
H	6
RBI	0
BB	3
SO	4
LOB	18

Batter	1	2	3	4	5	6	7	8	9	AB	R	H	RBI	BB	SO	LOB
4 Alex Gordon, L (1, 7) OBP: 0.386, SLG: 0.452	B SI 91 F SI 90 F FF 94 S CH 81 1-3 ① K		F SI 93 F CH 82 B FF 94 1 SAFE S CH 84 1-3 ② K		S CU 78 F FF 95 B CH 85 B CH 85 B CH 86 B SI 95 4-2 BB			B FC 92 B FC 91 B FC 92 C FC 91 F FC 92 S FC 92 3-3 ① K		3	0	0	0	1	3	1
18 Ben Zobrist, S (1, 4) OBP: 0.372, SLG: 0.470	B FF 92 C FF 92 B SI 91 X SI 92 2-1 ② G4-3		B FF 93 X SI 94 1-0 1-3 2B		B FF 95 C FF 95 B FF 91 B FF 96 F FF 96 F FF 95 S SI 94 3-3 ③ K			C FC 92 B FC 91 B FC 93 T FC 94 B FC 93 F FC 92 D FC 92 4-2 BB		3	0	1	0	1	1	1
6 Lorenzo Cain, R (1, 8) OBP: 0.365, SLG: 0.489	X FF 91 0-0 ③ F8		B FF 95 F FF 94 X SI 95 1-1 ③ G4-3			C CH 89 S CH 81 S CH 84 0-3 ① K		F FC 93 F FC 92 S SL 81 0-3 ② K		4	0	0	0	0	2	3
35 Eric Hosmer, L (1, 3) OBP: 0.367, SLG: 0.447		B SL 88 F CH 90 B SI 91 B FF 91 F FF 94 B CH 90 4-2 BB	B SI 92 F CH 81 X CH 82 1-1 ① L7			B FF 93 C CH 84 X FF 92 1-1 ② G4-3		C SL 82 F FC 92 S SL 83 0-3 ③ K		3	0	0	0	1	1	1
25 Kendrys Morales, S (1, 10) OBP: 0.352, SLG: 0.466		F SI 92 F SI 93 S CH 82 0-3 ① K	F FF 95 B CU 77 B CU 78 B SI 95 F FF 96 X CH 85 3-2 1B			S CU 78 X FF 93 0-1 ③ F9			F FF 95 S FF 95 C KC 84 0-3 ① K	4	0	1	0	0	2	1
8 Mike Moustakas, L (1, 5) OBP: 0.344, SLG: 0.460		B SI 92 F CH 90 B CH 82 S CH 83 S FF 95 2-3 ② K	X SI 93 0-0 ② F7				B FF 92 B SI 92 B SI 93 C SI 94 X FF 95 3-2 HR		B KC 85 X FF 95 1-0 ② G4-3	4	1	1	1	0	1	2
13 Salvador Perez, R (1, 2) OBP: 0.275, SLG: 0.421		B FF 94 X SI 93 1-0 ③ G5-3	X FF 96 0-0 ③ F8				C FF 94 B CH 90 F FF 94 X SI 95 1-2 ① G5-3		B FF 95 X FF 95 1-0 2B	4	0	1	0	0	0	2
15 Alex Rios, R (1, 9) OBP: 0.291, SLG: 0.357			C FF 91 X SL 89 0-1 2 FC5-4 1B		C FF 94 C CU 78 B FF 96 X FF 95 1-2 ① G6-3		C FF 95 B SI 94 X FF 94 1-1 ② F9		C KC 85 S KC 85 D KC 85 S KC 86 1-3 ③ K	4	0	1	0	0	1	1
2 Alcides Escobar, R (1, 6) OBP: 0.289, SLG: 0.313			F FF 93 B SI 93 X SI 94 1-1 ① FC5-4 18 2B 1-2f		C FF 95 B SL 84 B FF 96 F FF 96 B FF 96 F FF 95 F FF 96 F SI 94 X SI 95 3-2 ② F8		B SI 93 C SI 93 B SI 94 F SI 95 X CH 84 2-2 ③ F7			3	0	0	0	0	0	1
Inning Stats	R: 0 E: 0 K: 1 S: 6 H: 0 LOB: 0 BB: 0 P: 9	R: 0 E: 0 K: 2 S: 9 H: 0 LOB: 1 BB: 1 P: 16	R: 0 E: 0 K: 1 S: 10 H: 2 LOB: 2 BB: 0 P: 14	R: 0 E: 0 K: 0 S: 7 H: 1 LOB: 1 BB: 0 P: 11	R: 0 E: 0 K: 1 S: 15 H: 0 LOB: 1 BB: 1 P: 26	R: 0 E: 0 K: 1 S: 7 H: 0 LOB: 0 BB: 0 P: 8	R: 1 E: 0 K: 0 S: 11 H: 1 LOB: 0 BB: 0 P: 18	R: 0 E: 0 K: 3 S: 12 H: 0 LOB: 1 BB: 1 P: 19	R: 0 E: 0 K: 2 S: 8 H: 1 LOB: 1 BB: 0 P: 11	1B: 2 2B: 2 3B: 0 HR: 1 SF: 0 SAC: 0 DP: 0 HBP: 0						

PITCHER		IP	WLS	BF	H	R	ER	SO	BB	IBB	HBP	BLK	WP	HR	S	P	ERA	WHIP
31 Danny Salazar, R ERA: 3.48	(1, 1)	7.0	W	27	4	1	1	6	2	0	0	0	0	1	65	102	1.29	0.857
27 Bryan Shaw, R ERA: 2.68	(8, 1)	1.0		4	0	0	0	3	1	0	0	0	0	0	12	19	0.00	1.000
37 Cody Allen, R ERA: 3.3	(9, 1)	1.0		4	1	0	0	2	0	0	0	0	0	0	8	11	0.00	1.000

PITCHER	IP	WLS	BF	H	R	ER	SO	BB	IBB	HBP	BLK	WP	HR	S	P	ERA	WHIP

TOP

Kansas City Royals @ Cleveland Indians

Progressive Field, Cleveland, OH

Wed Sep 16 2015, 7:12 PM - 9:58 PM EDT

Att. 11,103 - Clear - 75 F

livebaseballscorecards.com

AB	32
R	1
H	5
RBI	1
BB	3
SO	11
LOB	13

WP: 0 PA: 35
PB: 0
SB: 0
CS: 0

Batter	1	2	3	4	5	6	7	8	9	AB	R	H	RBI	BB	SO	LOB
22 Jason Kipnis, L (1, 4) OBP: 0.371, SLG: 0.444	C FF 93 F SI 93 F FF 94 B CU 81 B CU 87 B CU 85 X FF 94 3-2 ① F7	B CU 86 C CU 79 S CU 86 X CU 86 1-2 12 WP, 12 1B, 1B 1-3 2-H		X SI 91 0-0 ① SH1-3 1-2		D CU 78 X CH 85 1-0 ② G4-3 2-3		C FF 94 D CU 81 C SL 85 C FF 95 1-3 ③ K		4	1	1	1	0	1	2
12 Francisco Lindor, S (1, 6) OBP: 0.357, SLG: 0.478	B FF 95 X FF 93 1-0 HR	C SI 94 S CU 82 X SI 95 0-2 1-H, 3-H, 1B		C CU 80 C SI 90 F CU 80 B CH 86 D CU 81 X FF 93 2-2 23 G4-6-3, 2-H, 1B		C CU 80 C SI 93 F SI 88 F SI 88 F FF 93 B SI 88 F CU 79 D CH 87 S CH 87 2-3 ③ K				4	1	3	4	0	1	1
23 Michael Brantley, L (1, 7) OBP: 0.385, SLG: 0.492	F FF 95 C CU 86 B FC 88 B SI 95 S CU 86 2-3 ② K	1 SAFE C SI 94 X CH 84 0-1 ③ P5		1 SAFE F CU 80 X SI 92 0-1 ② ③ G4-6-3 1-2f			C CU 78 B CU 78 C SI 91 B FF 92 X CH 84 2-2 ① L9			4	0	0	0	0	1	2
41 Carlos Santana, S (1, 3) OBP: 0.359, SLG: 0.379	B SI 95 B CH 86 F FF 93 C FF 94 X SI 95 2-2 1B		B CU 76 B FF 90 C SI 90 B FF 91 B FF 92 4-1 30 1B, BB		B CU 77 B CH 83 B SI 92 C SI 90 X SI 91 3-1 ① F8		B FF 91 F CU 78 B CH 84 B CU 77 B CH 86 4-1 10 S, BB			2	0	1	0	2	0	0
10 Yan Gomes, R (1, 2) OBP: 0.260, SLG: 0.371	C SI 94 B CU 84 F CH 85 B CU 87 X CU 79 2-2 ③ F7		S SI 92 F CU 85 F SI 94 B CU 78 F SI 94 S SI 93 1-3 ① K		C CH 85 F CU 80 B SI 92 S CU 80 1-3 ② K		B CU 78 B CH 84 B SI 91 C SI 90 T SI 91 C SI 92 3-3 ② K 1-2			4	0	0	0	0	3	3
30 Chris Johnson, R (1, 10) OBP: 0.301, SLG: 0.351		C SI 92 X CU 79 0-1 ① G5-3	B CH 84 S CH 84 F FF 93 X FF 93 1-2 35 FC6, 1-2, 1B		C SI 93 C CU 79 B CH 86 B FF 93 B CU 78 B SI 93 4-2 BB		C CU 79 B SI 92 X CH 83 1-1 ③ L7			3	0	1	0	1	0	1
40 Jerry Sands, R (1, 9) OBP: 0.287, SLG: 0.371 8 Lonnie Chisenhall, L (3, PH) OBP: 0.299, SLG: 0.382 (4, 9)		B SI 92 B CH 84 F FF 93 S SI 93 S FF 94 2-3 ② K	S CU 78 X FF 92 0-1 ② F7		F CU 79 S CH 84 B SI 92 F CH 87 S CH 86 1-3 ③ K			C CU 78 X FF 94 0-1 35 FC4-6, 1B		1 3	0 0	0 1	0 0	0 0	1 1	0 3
35 Abraham Almonte, S (1, 8) OBP: 0.305, SLG: 0.420		B SI 93 F CH 85 B CU 80 B FF 93 C FF 92 X SI 93 3-2 4 BB, 22 1B, 1B	X SI 92 0-0 ③ FC6 1-2f			X SI 90 0-0 ① G4-3		C FF 94 B CU 79 1 SAFE X CU 78 1-1 ① FC4-6, 4 E, 4 S 1-2f		4	1	1	0	0	0	3
4 Mike Aviles, R (1, 5) OBP: 0.289, SLG: 0.332		1 SAFE 1 SAFE S FF 92 1 SAFE 1 SAFE B FF 93 B CH 83 S CH 84 1 SAFE 4-2 22 1B, 12 1B, 1-2, BB		B FF 90 B CH 89 S CH 89 B SI 91 S SI 90 B SI 91 4-2 22 SH1-3, 12 1B, BB		B SI 90 C SI 91 X CU 77 1-1 22 G4-3, 2B		1 SAFE B FF 94 C SL 86 B FF 95 1 SAFE F SL 86 B FF 95 F SL 86 F CU 80 3-3 ② S SL 87, K, 1-3		2	2	1	0	2	1	1
Inning Stats	R: 1 E: 0 K: 1 S: 14 H: 2 LOB: 1 BB: 0 P: 24	R: 3 E: 0 K: 1 S: 20 H: 3 LOB: 1 BB: 1 P: 30	R: 0 E: 0 K: 1 S: 12 H: 1 LOB: 2 BB: 1 P: 18	R: 1 E: 0 K: 0 S: 9 H: 1 LOB: 0 BB: 1 P: 15	R: 0 E: 0 K: 2 S: 11 H: 0 LOB: 1 BB: 1 P: 20	R: 0 E: 0 K: 1 S: 11 H: 1 LOB: 1 BB: 0 P: 15	R: 0 E: 0 K: 1 S: 9 H: 0 LOB: 1 BB: 1 P: 19	R: 0 E: 0 K: 2 S: 12 H: 1 LOB: 1 BB: 0 P: 17		1B: 7 2B: 1 3B: 0 HR: 1 SF: 0 SAC: 1 DP: 1 HBP: 0		WP: 1 PB: 0 SB: 2 CS: 0 PA: 37		

PITCHER		IP	WLS	BF	H	R	ER	SO	BB	IBB	HBP	BLK	WP	HR	S	P	ERA	WHIP
41 Danny Duffy, L ERA: 4.35	(1, 1)	2.1	L	15	6	4	4	3	2	0	0	0	1	1	43	69	15.43	3.429
11 Jeremy Guthrie, R ERA: 5.55	(3, 1)	4.2		18	2	1	1	4	3	0	0	0	0	0	43	72	1.93	1.071
62 Joba Chamberlain, R ERA: 5.11	(8, 1)	1.0		4	1	0	0	2	0	0	0	0	0	0	12	17	0.00	1.000

PITCHER	IP	WLS	BF	H	R	ER	SO	BB	IBB	HBP	BLK	WP	HR	S	P	ERA	WHIP

BOTTOM

Kansas City Royals @ Cleveland Indians

Progressive Field, Cleveland, OH

Wed Sep 16 2015, 7:12 PM - 9:58 PM EDT

Att. 11,103 - Clear - 75 F

livebaseballscorecards.com

AB	31
R	5
H	9
RBI	5
BB	5
SO	9
LOB	16

Kansas City Royals @ Cleveland Indians

Progressive Field, Cleveland, OH

Thu Sep 17 2015, 7:11 PM - 10:31 PM EDT

Att. 13,125 - Clear - 78 F

livebaseballscorecards.com

Batter	1	2	3	4	5	6	7	8	9	AB	R	H	RBI	BB	SO	LOB
18 Ben Zobrist, S (1, 7) OBP: 0.368, SLG: 0.464	B SI 92 X SI 92 1-0 ① F7	D CU 79 B SI 92 X SI 91 2-0 ② G3 2-3			C FF 88 B CH 84 C FF 89 S SL 81 1-3 ① K2-3	C FF 93 C CH 87 F FF 94 B CU 80 S CU 82 1-3 ② K		T FF 96 B FF 96 C CH 88 X FF 98 1-2 ① F9		5	0	0	0	0	2	1
16 Paulo Orlando, R (8, 7) OBP: 0.272, SLG: 0.444										0	0	0	0	0	0	0
8 Mike Moustakas, L (1, 5) OBP: 0.344, SLG: 0.460	X FF 93 0-0 ③ 2B	X SL 86 0-0 ③ L9			B FF 89 B FF 90 C FF 89 B SL 80 B FF 89 4-1 25 1B 35 2B BB	B FF 93 F CH 88 F FF 94 T FF 94 1-2 ③ K		B FC 86 X FF 89 1-0 ② P4		4	1	1	0	1	1	1
25 Kendrys Morales, S (1, 10) OBP: 0.352, SLG: 0.465	S SL 87 F SI 93 C SL 89 0-3 ② K		C FF 89 C CH 82 B CU 81 S SL 86 1-3 ① K		D FF 88 B FF 88 X FF 88 2-0 35 2B 14 2B 1-2 1B		T FF 89 F SI 92 S CU 80 0-3 ① K	B SI 89 C FC 85 S CH 72 F FC 85 B CH 70 B CU 75 X FC 84 3-2 1B		5	1	2	0	0	3	1
35 Eric Hosmer, L (1, 3) OBP: 0.365, SLG: 0.446	B SL 88 X SI 93 1-0 ③ G6-3		C SL 85 F SL 89 B SL 85 B CU 81 F FF 92 B CU 82 S SL 87 3-3 ② K		B FF 88 F FF 87 X SL 79 1-1 14 2B 1-3 2B 2-H		B CH 85 B FF 91 X FF 90 2-0 ② G4-3	F FC 86 X SI 90 0-1 ③ G4-3		5	1	1	1	0	1	2
13 Salvador Perez, R (1, 2) OBP: 0.274, SLG: 0.418		B SI 90 F SL 86 B SI 91 F SI 92 F SI 92 F CU 83 F FF 92 X SI 93 2-2 E5 15 1B 14 HR	B FF 89 C SL 86 S SI 91 S CU 82 1-3 ③ K		B CU 82 X SI 92 1-0 ② L6		B FF 92 C FC 89 X FF 90 1-1 15 2B 14 1B 1B		B FF 93 B FF 92 F FF 93 X FF 94 2-1 ① L5	5	2	1	0	0	1	2
9 Drew Butera, R (9, 2) OBP: 0.242, SLG: 0.263										0	0	0	0	0	0	0
15 Alex Rios, R (1, 9) OBP: 0.299, SLG: 0.367		X SI 90 0-0 14 HR 1-2 1B		B SI 89 S CU 83 X SI 89 1-1 14 SH1-3 2B	B CU 83 B SI 91 B CU 83 C SI 92 B SI 93 4-1 14 2B BB		D FF 91 B FF 92 S FC 88 X FF 92 2-1 14 1B 1-3 2B		S FF 94 F FC 89 S FC 89 0-3 ② K	4	2	3	0	1	1	0
14 Omar Infante, R (1, 4) OBP: 0.235, SLG: 0.320		B SL 88 X SI 92 1-0 1-H 2-H HR		B SI 89 B SL 85 C SL 84 2 SAFE X SL 84 2-1 ① SH1-3 2-3	B CU 83 X SI 92 1-0 1-3 2-H 3-H 2B		C FC 88 B FF 89 B FF 92 S FC 89 B FF 90 X FF 93 3-2 2 1B 2-H 3-H 1B		F FF 94 B FC 88 X FF 93 1-1 ③ L8	4	1	3	7	0	0	0
2 Alcides Escobar, R (1, 6) OBP: 0.290, SLG: 0.314		B FF 91 B SL 87 X SI 92 2-0 18 G3 1 SH1-4 1B		F SI 90 C SL 86 B FF 91 B SL 88 X CU 82 2-2 ② P4	C SI 93 X CU 84 0-1 ③ G5-3		B SI 91 D FF 90 X FF 89 2-0 1-2 1B			4	0	2	0	0	0	3
1 Jarrod Dyson, L (1, 8) OBP: 0.317, SLG: 0.385		1 SAFE L SI 91 B SL 85 X SI 90 1-1 ① SH1-4 1-2		F SL 85 B SI 92 S SL 87 B SL 88 S CU 82 2-3 ③ K		F FF 94 X FF 92 0-1 ① P5	C FF 96 B FF 98 X FF 97 1-1 ③ G4-3			3	0	0	0	0	1	3

Inning Stats																																			
	R: 0	H: 1	R: 3	H: 3	R: 0	H: 0	R: 0	H: 1	R: 3	H: 3	R: 0	H: 0	R: 2	H: 4	R: 0	H: 1	R: 0	H: 0	1B: 7	SF: 0	WP: 0	PA: 43
	E: 0	LOB: 1	E: 1	LOB: 1	E: 0	LOB: 0	E: 0	LOB: 1	E: 0	LOB: 2	E: 0	LOB: 0	E: 0	LOB: 2	E: 0	LOB: 1	E: 0	LOB: 0	2B: 5	SAC: 2	PB: 0	
	K: 1	BB: 0	K: 0	BB: 0	K: 3	BB: 0	K: 1	BB: 0	K: 1	BB: 0	K: 2	BB: 0	K: 1	BB: 2	K: 0	BB: 0	K: 1	BB: 0	3B: 0	DP: 0	SB: 0	
	S: 6	P: 8	S: 13	P: 21	S: 10	P: 15	S: 10	P: 17	S: 12	P: 26	S: 9	P: 11	S: 14	P: 25	S: 10	P: 15	S: 7	P: 10	HR: 1	HBP: 0	CS: 0	

PITCHER		IP	WLS	BF	H	R	ER	SO	BB	IBB	HBP	BLK	WP	HR	S	P	ERA	WHIP
28 Corey Kluber, R ERA: 3.44	(1, 1)	4.0	L	18	5	3	2	5	0	0	0	0	0	1	39	61	4.50	1.250
57 Kyle Crockett, L ERA: 4.91	(5, 1)	0.1		4	2	3	3	1	1	0	0	0	0	0	7	15	81.00	9.000
53 Jeff Manship, R ERA: 1.09	(5, 1)	0.2		4	1	0	0	0	1	0	0	0	0	0	5	11	0.00	3.000
26 Gavin Floyd, R ERA: 3.52	(6, 1)	1.2		9	4	2	2	3	0	0	0	0	0	0	21	33	10.80	2.400
49 Austin Adams, R ERA: 3.66	(7, 1)	0.2		2	0	0	0	0	0	0	0	0	0	0	5	7	0.00	0.000

PITCHER		IP	WLS	BF	H	R	ER	SO	BB	IBB	HBP	BLK	WP	HR	S	P	ERA	WHIP
65 Giovanni Soto, L ERA:	(8, 1)	0.2		3	1	0	0	0	0	0	0	0	0	0	7	11	0.00	1.500
51 Shawn Armstrong, R ERA:	(9, 1)	1.0		3	0	0	0	1	0	0	0	0	0	0	7	10	0.00	0.000

TOP

AB	39
R	8
H	13
RBI	8
BB	2
SO	10
LOB	13

Batter	1	2	3	4	5	6	7	8	9	AB	R	H	RBI	BB	SO	LOB
22 Jason Kipnis, L (1, 10) OBP: 0.371, SLG: 0.444	B FF 96 B FF 96 F FF 96 F CH 86 B FF 96 X FF 96 3-2 23 E 1B	F FF 97 X CH 86 0-1 E7 1-H 2-H 1B		F FF 95 F FF 97 S CU 85 0-3 ② K	D CU 84 X FF 95 1-0 ③ G3			B FF 95 B FF 95 C FC 92 F KC 84 B FF 97 C FF 97 3-3 ② K		5	0	2	1	0	2	4
12 Francisco Lindor, S (1, 6) OBP: 0.355, SLG: 0.474	C SI 93 S CU 83 B FF 97 F CU 83 S CU 85 1-3 ① K	S CU 84 X CU 84 0-1 ③ G3		F CU 81 B FF 95 B FF 96 B FF 96 X SI 97 3-1 1-2 1B		X FF 94 0-0 ① F7		C KC 84 X FC 93 0-1 ③ F9		5	0	1	0	0	1	2
23 Michael Brantley, L (1, 7) OBP: 0.382, SLG: 0.488 1 Michael Martinez, S (9, 7) OBP: 0.357, SLG: 0.429	C CH 86 D CU 85 B CH 84 X FF 94 2-1 FC6 1-2		X FF 93 0-0 E4 35 G1-3 41 G1-3	B FF 96 B CU 85 D CU 83 X FF 95 3-0 ③ P5		B FF 95 C FF 96 T FC 90 F CH 82 X CH 81 1-2 ② L4			F FF 93 C SL 88 F SL 86 F SI 94 B CU 74 X CU 76 1-2 E5 40 1B 35 SF9	4 1	0 1	0 1	0 0	0 0	0 0	3 0
41 Carlos Santana, S (1, 3) OBP: 0.361, SLG: 0.383	C FF 94 B FF 97 X FF 96 1-1 ② F5		B FF 94 F CH 87 B CU 82 C FF 93 X CU 84 2-2 ① G1-3 1-2		F FF 95 B FF 96 C SI 94 X CU 84 1-2 35 1B 11 FC4-6 2B	C FF 95 X CH 82 0-1 1B			C SL 88 B FF 93 F FF 92 D SL 89 X SL 88 2-2 35 SF9 40 1B 1B	5	1	3	0	0	0	3
8 Lonnie Chisenhall, L (1, 9) OBP: 0.298, SLG: 0.378 40 Jerry Sands, R (9, PH) OBP: 0.293, SLG: 0.377	B CU 83 B CU 84 C FF 97 X CU 84 2-1 ③ G3-1		B FF 95 B CU 83 B CH 87 B FF 96 4-0 35 G1-3 BB		B CH 83 C FF 95 S FF 96 S SI 96 1-3 ① K	D CH 82 1 SAFE S CH 83 X CH 82 1-1 P6			C CU 76 B SL 88 B SI 93 F SI 94 F SL 88 X SL 89 2-2 10 G6-3 1-2 2-3 1B	3 1	0 0	0 1	0 0	1 0	1 0	4 0
35 Abraham Almonte, S (1, 8) OBP: 0.303, SLG: 0.416		C FF 95 F FF 97 B CU 84 F CU 84 B FF 98 X CU 83 2-2 ① G2-3	X CU 81 0-0 ② G1-3 1-2 2-3		X CH 86 0-0 11 FC4-6 10 HBP 2-3 1B		B FF 97 F SI 96 F FF 98 B FF 98 X CH 89 2-2 ① G3		X SL 83 0-0 ① SF9 2-3 3-H	4	0	1	1	0	0	2
10 Yan Gomes, R (1, 2) OBP: 0.259, SLG: 0.366		B SI 95 X SI 96 1-0 ② L9	F CU 83 X SI 96 0-1 ③ F8		F CU 84 H FF 95 1-1 11 FC4-6 1-2 HBP		C SL 88 F SL 90 F FF 98 C CU 82 0-3 ② K		S SL 84 X FF 90 0-1 ②③ G6-3 1-2f	4	0	0	0	0	1	4
11 José Ramírez, S (1, 4) OBP: 0.284, SLG: 0.312		X FF 93 0-0 39 1B 22 1B 1B		B FF 96 B CH 86 C FF 95 B CH 85 F FF 94 X SI 96 3-2 12 1B 1B	X SI 96 0-0 ② FC4-6 39 BB 1-2f 2-3 3-H		B CH 90 X FF 97 1-0 ③ F8			4	1	2	1	0	0	2
39 Gio Urshela, R (1, 5) OBP: 0.278, SLG: 0.327		B FF 95 X SI 98 1-0 22 1B 22 E 1-2 1B		F FF 95 B CU 82 B CU 82 B SI 97 F SI 97 1 SAFE 1 SAFE T FF 95 3-2 ① K	S CU 84 D CU 85 F CU 82 B FF 96 B FF 96 F CU 84 D CU 85 4-2 1-2 BB			C FC 91 F KC 82 S FF 96 0-3 ① K		3	1	1	0	1	2	1
Inning Stats	R: 0 E: 1 K: 1 S: 13 H: 1 LOB: 2 BB: 0 P: 22	R: 2 E: 1 K: 0 S: 11 H: 3 LOB: 1 BB: 0 P: 15	R: 0 E: 1 K: 0 S: 7 H: 0 LOB: 2 BB: 1 P: 13	R: 0 E: 0 K: 2 S: 12 H: 2 LOB: 2 BB: 0 P: 24	R: 1 E: 0 K: 1 S: 13 H: 2 LOB: 3 BB: 1 P: 21	R: 0 E: 0 K: 0 S: 9 H: 1 LOB: 1 BB: 0 P: 11	R: 0 E: 0 K: 1 S: 8 H: 0 LOB: 0 BB: 0 P: 11	R: 0 E: 0 K: 2 S: 8 H: 0 LOB: 0 BB: 0 P: 11	R: 1 E: 1 K: 0 S: 15 H: 2 LOB: 1 BB: 0 P: 20	1B: 10 2B: 1 3B: 0 HR: 0 SF: 1 SAC: 0 DP: 1 HBP: 1						

PITCHER		IP	WLS	BF	H	R	ER	SO	BB	IBB	HBP	BLK	WP	HR	S	P	ERA	WHIP
30 Yordano Ventura, R ERA: 4.4	(1, 1)	5.0	W	28	8	3	2	4	2	0	1	0	0	0	56	95	3.60	2.000
46 Ryan Madson, R ERA: 2.4	(6, 1)	1.0	H	4	1	0	0	0	0	0	0	0	0	0	9	11	0.00	1.000
40 Kelvin Herrera, R ERA: 2.83	(7, 1)	1.0		3	0	0	0	1	0	0	0	0	0	0	8	11	0.00	0.000
17 Wade Davis, R ERA: 0.89	(8, 1)	1.0		3	0	0	0	2	0	0	0	0	0	0	8	11	0.00	0.000
45 Franklin Morales, L ERA: 2.9	(9, 1)	0.0		3	2	1	0	0	0	0	0	0	0	0	12	17	∞	∞

PITCHER		IP	WLS	BF	H	R	ER	SO	BB	IBB	HBP	BLK	WP	HR	S	P	ERA	WHIP
56 Greg Holland, R ERA: 3.48	(9, 1)	1.0	S	2	0	0	0	0	0	0	0	0	0	0	3	3	0.00	0.000

BOTTOM

Kansas City Royals @ Cleveland Indians

Progressive Field, Cleveland, OH

Thu Sep 17 2015, 7:11 PM - 10:31 PM EDT

Att. 13,125 - Clear - 78 F

livebaseballscorecards.com

AB	39
R	4
H	11
RBI	3
BB	2
SO	7
LOB	25

Chicago White Sox @ Cleveland Indians

Progressive Field, Cleveland, OH

Fri Sep 18 2015, 7:11 PM - 9:57 PM EDT

Att. 16,149 - Cloudy - 76 F

livebaseballscorecards.com

Batter	1	2	3	4	5	6	7	8	9	AB	R	H	RBI	BB	SO	LOB
1 Adam Eaton, L (1, 8) OBP: 0.351, SLG: 0.423	B FF 92 B FF 92 B FF 92 B FF 92 4-0 79 G6-3 BB		C CH 83 F FF 91 B FF 93 F CH 84 X CH 84 1-2 53 L8 10 BB 1B	X FC 90 0-0 ③ FC4-6 1-2f			B FC 88 B FC 89 X FF 90 2-0 ① P5		X SI 93 0-0 ③ G1-3	4	0	1	0	1	0	2
10 Alexei Ramirez, R (1, 6) OBP: 0.288, SLG: 0.358	C FF 93 F FF 92 X FC 89 0-2 ① F7		B FF 90 B FF 92 C FC 89 B FF 91 C FC 91 B FC 91 4-2 1-2 BB		X FF 92 0-0 ① F8		C FF 91 B CU 80 B FF 88 C CH 82 C FF 92 2-3 ② K			3	0	0	0	1	1	1
79 José Abreu, R (1, 3) OBP: 0.353, SLG: 0.519	C FF 92 S FF 90 F FC 89 B FC 89 X FF 91 1-2 ② G6-3 1-2		S CH 83 S CH 84 S CH 83 0-3 ① K		B FF 92 X FF 92 1-0 ② G4-3		B CU 79 X FC 90 1-0 1B			4	0	1	0	0	1	3
53 Melky Cabrera, S (1, 10) OBP: 0.320, SLG: 0.399	C FF 93 S CH 85 S CH 85 0-3 ③ K		X FF 93 0-0 ② L8 2-3		C FF 92 F CH 84 F CU 82 X CH 84 0-2 HR		C FF 94 B FF 95 B FF 95 C FF 95 B SI 96 X FF 95 3-2 ③ G4-3			4	1	1	1	0	1	4
28 Trayce Thompson, R (1, 7) OBP: 0.414, SLG: 0.677		B FF 92 X FF 93 1-0 5 E 2B	B CH 83 C CH 84 T FC 90 D FC 91 S CH 84 2-3 ③ K		C CH 84 F FF 93 F FC 89 X FC 89 0-2 ③ G1-3			C FF 95 F CU 79 F FF 96 F SL 83 S FF 95 0-3 ① K		4	0	1	0	0	2	2
26 Avisaíl García, R (1, 9) OBP: 0.314, SLG: 0.375		S FF 91 X FF 91 0-1 ① L8		B FF 91 B CH 84 B FF 90 B FF 90 4-0 5 BB BB		X FC 89 0-0 ① L8		B FF 95 F FF 95 F SL 80 X FF 95 1-2 ② G4-3		3	0	0	0	1	0	1
24 Mike Olt, R (1, 5) OBP: 0.274, SLG: 0.368		B FF 93 C FF 93 B FF 94 B FF 92 S FF 91 F FC 91 C FF 94 3-3 ② K		C FF 91 X FF 92 0-1 ① P3		C FF 92 B FF 92 S FC 88 B FF 92 B FF 94 F FF 93 B FF 92 4-2 5 1B BB		B SI 95 X SI 96 1-0 ③ G6-3		3	0	0	0	1	1	2
5 Yolmer Sánchez, S (1, 4) OBP: 0.271, SLG: 0.335		B CU 82 C CH 85 F FF 92 X FF 94 1-2 E5 2-3		B FF 92 C FF 89 B FF 92 F FF 90 B CH 84 B CH 81 4-2 1 FC4-6 1-2 BB		F FC 89 X FF 91 0-1 21 G4-6-3 1-2 1B			C SI 92 B SI 92 X CH 84 1-1 ① G4-3	3	0	1	0	1	0	1
21 Tyler Flowers, R (1, 2) OBP: 0.285, SLG: 0.352		X FF 92 0-0 ③ G4-3		F FF 91 C FC 89 S CU 81 0-3 ② K		F FC 88 F FC 89 X CH 84 0-2 ②③ G4-6-3 1-2f			C SL 83 B SL 83 B SI 93 B SL 83 F SI 93 X SI 94 3-2 ② G4-3	4	0	0	0	0	1	6
Inning Stats	R: 0 E: 0 K: 1 S: 10 H: 0 LOB: 1 BB: 1 P: 15	R: 0 E: 1 K: 1 S: 11 H: 1 LOB: 2 BB: 0 P: 16	R: 0 E: 0 K: 2 S: 13 H: 1 LOB: 2 BB: 1 P: 20	R: 0 E: 0 K: 1 S: 8 H: 0 LOB: 2 BB: 2 P: 16	R: 1 E: 0 K: 0 S: 10 H: 1 LOB: 0 BB: 0 P: 11	R: 0 E: 0 K: 0 S: 9 H: 1 LOB: 1 BB: 1 P: 13	R: 0 E: 0 K: 1 S: 8 H: 1 LOB: 1 BB: 0 P: 16	R: 0 E: 0 K: 1 S: 9 H: 0 LOB: 0 BB: 0 P: 11	R: 0 E: 0 K: 0 S: 6 H: 0 LOB: 0 BB: 0 P: 10	1B: 3 2B: 1 3B: 0 HR: 1 SF: 0 SAC: 0 DP: 1 HBP: 0						

TOP

AB	32
R	1
H	5
RBI	1
BB	5
SO	7
LOB	22

WP: 0 PA: 37
PB: 0
SB: 0
CS: 0

PITCHER		IP	WLS	BF	H	R	ER	SO	BB	IBB	HBP	BLK	WP	HR	S	P	ERA	WHIP
56 Cody Anderson, R ERA: 3.48	(1, 1)	6.2	W	30	5	1	1	6	5	0	0	0	0	1	66	101	1.35	1.500
34 Zach McAllister, R ERA: 2.87	(7, 1)	1.1		4	0	0	0	1	0	0	0	0	0	0	12	17	0.00	0.000
54 Ryan Webb, R ERA: 3.26	(9, 1)	1.0		3	0	0	0	0	0	0	0	0	0	0	6	10	0.00	0.000

PITCHER		IP	WLS	BF	H	R	ER	SO	BB	IBB	HBP	BLK	WP	HR	S	P	ERA	WHIP

Batter	1	2	3	4	5	6	7	8	9	AB	R	H	RBI	BB	SO	LOB
12 Francisco Lindor, S (1, 6) OBP: 0.358, SLG: 0.485	C SI 95 X SI 94 0-1 4 G4-6-3 1B		S SI 90 F SI 95 S SL 82 0-3 ② K	B SI 95 F CH 89 X SI 94 1-1 ③ L6			B CH 85 X CH 89 1-0 HR	B SI 94 X SI 93 1-0 23 1B 4 1B 8 BB 1-2 2-3 1B		5	2	3	1	0	1	2
4 Mike Aviles, R (1, 5) OBP: 0.291, SLG: 0.333	C SI 95 S SI 91 1 SAFE X SL 81 0-2 ①② G4-6-3 1-2f		C SI 90 X SL 78 0-1 9 BB 23 1B 41 HR 1-2 2-H 1B		F SI 90 F SI 94 S SL 78 0-3 ① K		B SI 91 F SI 92 X SL 76 1-1 ① G6-3	B SI 94 X SI 93 1-0 8 BB 23 1B 30 1B 1-2 2-3 3-H 1B		5	2	2	2	0	1	1
23 Michael Brantley, L (1, 7) OBP: 0.384, SLG: 0.489 1 Michael Martinez, S (8, PR) OBP: 0.357, SLG: 0.429 (9, 7)	C SI 95 B SI 94 B SI 95 X SI 95 2-1 ③ G3		X SI 97 0-0 9 BB 41 HR 1-2 2-H 1B		F SI 95 X CH 88 0-1 ② G4-3		C SL 73 B SL 78 F SI 90 X SI 94 1-2 9 E 9 1B 1B	X FF 91 0-0 8 BB 30 1B 1-2 2-3 3-H 1B		5 0	1 1	3 0	2 0	0 0	0 0	0 0
9 Ryan Raburn, R (1, 9) OBP: 0.382, SLG: 0.537 8 Lonnie Chisenhall, L (7, PR) OBP: 0.301, SLG: 0.378 (8, 9)		X SI 92 0-0 ① G6-3	S CH 89 B SL 80 B SL 81 B SI 90 B CH 87 4-1 41 HR 1-2 2-3 BB		B SL 78 C SL 81 S CH 89 S SI 94 1-3 ③ K		C CH 86 B SI 93 D CH 85 X CH 89 2-1 E1 1-3 1B	D SI 92 F FF 92 B SI 92 F FF 92 B FF 91 4-2 30 1B 1-2 2-3 3-H BB		3 0	1 0	1 0	0 1	1 1	1 0	0 0
41 Carlos Santana, S (1, 3) OBP: 0.362, SLG: 0.388 40 Jerry Sands, R (9, 3) OBP: 0.293, SLG: 0.377		C SI 93 C SI 92 B SL 80 B SI 94 S SI 95 2-3 ② K	F SI 90 X SI 90 0-1 1-H 2-H 3-H HR			B SL 76 B SI 93 B CH 86 B SI 91 4-0 55 HBP BB	B SL 77 F SI 94 B SL 79 C SL 77 F SL 79 C SL 81 2-3 ② K	B SL 83 B FF 92 X FF 90 2-0 ② L5		4 0	1 0	1 0	4 0	1 0	2 0	5 0
30 Chris Johnson, R (1, 10) OBP: 0.303, SLG: 0.349		B SI 92 S CH 88 S SL 79 S CH 88 1-3 ③ K	B SL 76 F CH 87 B CH 85 B SI 94 B SI 91 4-1 BB			C CH 87 F CH 87 B CH 87 S CH 82 1-3 ① K	B CH 87 B CH 88 F CH 86 C CH 89 F CH 79 B SL 80 C CH 87 3-3 ③ K	B FF 93 X FF 92 1-0 1-3 2-H 3-H 1B		4	0	1	2	1	3	3
35 Abraham Almonte, S (1, 8) OBP: 0.295, SLG: 0.404			F8 G4-3			1 SAFE C CH 87 C SL 75 B SI 96 B SI 90 B SI 95 C CH 84 3-3 ② K		G3 K		5	0	0	0	0	2	4
55 Roberto Pérez, R (1, 2) OBP: 0.351, SLG: 0.373			X SI 94 0-0 11 E 4 1B 1B	B SI 96 C SI 91 C SL 81 B SL 80 X SI 96 2-2 ① F9		C SI 96 C SI 96 H SL 81 1-2 1-2 HBP		C SL 86 S SI 92 B SL 86 F FF 92 B CH 86 X FF 93 2-2 12 1B 11 BB 4 1B 1B		3	2	2	0	0	0	0
11 José Ramírez, S (1, 4) OBP: 0.284, SLG: 0.309			X SI 94 0-0 FC4 4 1B 23 1B 1-2	C SI 96 C SI 90 X SL 82 0-2 ② G6-3		B CH 87 F SI 94 S SI 95 F SI 96 F SL 81 X CH 82 1-2 ③ G6-3		B SI 94 D SI 94 F FF 94 B SI 92 B SI 93 4-1 4 1B 12 1B 23 1B 1-2 BB		3	2	0	0	1	0	3
Inning Stats	R: 0 E: 0 K: 0 S: 7 H: 1 LOB: 0 BB: 0 P: 9	R: 0 E: 0 K: 2 S: 7 H: 0 LOB: 0 BB: 0 P: 10	R: 6 E: 1 K: 1 S: 16 H: 4 LOB: 1 BB: 2 P: 28	R: 0 E: 0 K: 0 S: 8 H: 0 LOB: 0 BB: 0 P: 11	R: 0 E: 0 K: 2 S: 8 H: 0 LOB: 0 BB: 0 P: 9	R: 0 E: 0 K: 2 S: 13 H: 0 LOB: 2 BB: 1 P: 23	R: 1 E: 1 K: 2 S: 16 H: 3 LOB: 2 BB: 0 P: 26	R: 5 E: 0 K: 1 S: 16 H: 5 LOB: 2 BB: 2 P: 34		1B: 11 2B: 0 3B: 0 HR: 2 SF: 0 SAC: 0 DP: 1 HBP: 1						

PITCHER		IP	WLS	BF	H	R	ER	SO	BB	IBB	HBP	BLK	WP	HR	S	P	ERA	WHIP
49 Chris Sale, L ERA: 3.47	(1, 1)	7.0	L	33	8	7	1	9	3	0	1	0	0	2	75	116	1.29	1.571
40 Daniel Webb, R ERA: 5.2	(8, 1)	0.1		5	3	4	4	0	1	0	0	0	0	0	8	18	108.00	12.000
43 Dan Jennings, L ERA: 4.32	(8, 1)	0.2		5	2	1	1	1	1	0	0	0	0	0	8	16	13.50	4.500

PITCHER	IP	WLS	BF	H	R	ER	SO	BB	IBB	HBP	BLK	WP	HR	S	P	ERA	WHIP

BOTTOM

Chicago White Sox @ Cleveland Indians

Progressive Field, Cleveland, OH

Fri Sep 18 2015, 7:11 PM - 9:57 PM EDT

Att. 16,149 - Cloudy - 76 F

livebaseballscorecards.com

AB	37
R	12
H	13
RBI	12
BB	5
SO	10
LOB	18

Chicago White Sox @ Cleveland Indians

Progressive Field, Cleveland, OH

Sat Sep 19 2015, 7:15 PM - 10:30 PM EDT

Att. 16,390 - Cloudy - 66 F

livebaseballscorecards.com

TOP

Batter	1	2	3	4	5	6	7	8	9	AB	R	H	RBI	BB	SO	LOB
1 Adam Eaton, L (1, 8) OBP: 0.351, SLG: 0.423	S SI 95 B FF 95 T FF 94 F FF 97 B SL 90 B FF 97 F FF 96 F FF 95 F FF 96 3-2 X SI 85 G4-3 ①			F CH 87 X SL 88 0-1 79 E 79 FC6 53 SF9 1B	C FF 93 B SI 92 B FF 93 S FF 93 1 SAFE F SI 94 X CH 86 2-2 FC1-6 ② 1-2f 3-H		X FC 85 0-0 1B		L SI 93 S KC 77 B FC 87 B FF 93 F KC 77 F SI 93 B FC 89 T FF 93 3-2 K ②	5	1	2	1	0	1	1
79 José Abreu, R (1, 3) OBP: 0.351, SLG: 0.518	C FF 97 F FF 96 S SL 90 0-3 K ②			1 SAFE F FF 93 B CH 89 1 SAFE F FF 94 D CH 90 X SI 93 2-2 FC6 1-3	1 SAFE 1 SAFE S CH 87 F FF 94 1 SAFE S CU 82 0-3 K ③		B FC 92 B FC 92 S FC 92 S FC 92 F FC 93 X SL 81 2-2 F2 ②		C KC 77 X FC 87 0-1 2B	5	0	1	0	0	2	4
53 Melky Cabrera, S (1, 7) OBP: 0.319, SLG: 0.398	F FF 97 X FF 96 0-1 G4-3 ③			X CH 86 0-0 SF9 ① 3-H	C SI 93 F CH 86 B FF 93 X CU 83 1-2 10 F8 28 S 1B	B FC 92 X FC 93 1-0 G4-3 ③		F FF 92 D KC 77 X SI 93 1-1 G5-3 ③	4	0	1	1	0	0	3
28 Trayce Thompson, R (1, 9) OBP: 0.419, SLG: 0.657		C FF 96 S FF 93 S CU 85 0-3 K2-3 ①		S SL 88 B SL 89 C FF 94 D CU 84 S SL 89 2-3 K ②	S SI 92 B CH 90 S SL 88 B SI 94 B SL 88 B SL 88 4-2 36 FC6 10 F8 1-2 BB			B FF 92 B FF 92 B FF 92 C FF 92 F FF 92 D FF 93 4-2 36 2B BB		2	1	0	0	2	2	1
10 Alexei Ramirez, R (1, 6) OBP: 0.286, SLG: 0.356		S CH 90 B FF 97 C SL 89 B SI 94 B CU 86 C FF 97 3-3 K ②		B FF 95 F CH 89 X SI 94 1-1 G3 ③		X FF 92 0-0 F8 ① 1-2 2-3		C FF 92 T FF 94 D FC 87 1 SAFE F FF 92 D FC 88 1 SAFE 1 SAFE F FF 93 2-2 X FF 92 P4 ①	4	0	0	0	0	1	4
36 Rob Brantly, L (1, 2) OBP: 0.273, SLG: 0.421		C CH 89 B CH 90 C FF 96 S CU 86 1-3 K2-3 ③			C SI 94 F FF 94 B FF 94 B CU 84 B SL 90 B CH 90 4-2 7 WP 26 1B 7 1B BB	F CU 84 B CU 84 B SI 92 X SI 92 2-1 FC6 ② 2-3		C FF 92 B FF 93 B FF 92 B FF 92 1 SAFE X FF 92 3-1 26 G4-3 1-H 2B	3	1	1	1	1	1	2
26 Avisaíl García, R (1, 10) OBP: 0.314, SLG: 0.374			F FF 95 S SL 88 F SI 94 F CU 84 B FF 94 F SL 89 S CH 89 1-3 K ①	C SI 93 X SL 88 0-1 7 1B 7 WP 1 FC1-6 1-2 1B	B CU 84 F SI 91 F SI 91 X CU 84 1-2 G5-3 ③			B SI 91 X SI 92 1-0 G4-3 ② 2-3	4	1	1	0	0	1	3
24 Mike Olt, R (1, 5) OBP: 0.273, SLG: 0.361 18 Tyler Saladino, R (9, 5) OBP: 0.276, SLG: 0.335			B FF 95 S FF 96 S FF 97 F FF 96 F FF 96 S CH 90 1-3 K ②	S FF 94 C FF 95 B FF 95 D CH 90 B FF 94 S FF 95 3-3 K ①		C FF 96 B FF 96 B FF 95 X FF 94 2-1 7 SH3-4 1B	C SI 93 F SI 92 S SL 83 0-3 K ③		4 0	0 0	1 0	0 0	0 0	3 0	3 0
7 Micah Johnson, L (1, 4) OBP: 0.321, SLG: 0.284 5 Yolmer Sánchez, S (9, 4) OBP: 0.271, SLG: 0.335			B FF 95 F FF 95 B FF 95 F FF 95 B FF 92 F FF 95 X SI 95 3-2 L7 ③	S CH 87 F SI 94 B SL 89 F CH 87 X SL 89 1-2 1 FC1-6 1-3 2-H 1B		B FF 94 X FF 96 1-0 SH3-4 ① 1-2		C FF 93 S FC 89 C SI 93 0-3 K ①	3 0	0 0	1 0	1 0	0 0	1 0	0 0
Inning Stats	R: 0 E: 0 K: 1 S: 12 H: 0 LOB: 0 BB: 0 P: 15	R: 0 E: 0 K: 3 S: 9 H: 0 LOB: 0 BB: 0 P: 13	R: 0 E: 0 K: 2 S: 15 H: 0 LOB: 0 BB: 0 P: 20	R: 1 E: 1 K: 1 S: 11 H: 1 LOB: 1 BB: 0 P: 16	R: 2 E: 0 K: 2 S: 18 H: 2 LOB: 1 BB: 1 P: 28	R: 0 E: 0 K: 0 S: 11 H: 1 LOB: 2 BB: 1 P: 19	R: 0 E: 0 K: 0 S: 9 H: 2 LOB: 2 BB: 0 P: 15	R: 1 E: 0 K: 1 S: 13 H: 1 LOB: 1 BB: 1 P: 23	R: 0 E: 0 K: 2 S: 12 H: 1 LOB: 1 BB: 0 P: 16	1B: 6 2B: 2 3B: 0 HR: 0 SF: 1 SAC: 1 DP: 0 HBP: 0						

	AB	34
	R	4
	H	8
	RBI	4
	BB	3
	SO	12
	LOB	21

PITCHER		IP	WLS	BF	H	R	ER	SO	BB	IBB	HBP	BLK	WP	HR	S	P	ERA	WHIP
59 Carlos Carrasco, R ERA: 3.62	(1, 1)	5.0	L	22	4	3	2	9	2	0	0	0	1	0	70	102	3.60	1.200
53 Jeff Manship, R ERA: 1.06	(6, 1)	1.0		3	0	0	0	0	0	0	0	0	0	0	6	9	0.00	0.000
49 Austin Adams, R ERA: 3.62	(7, 1)	0.1		2	1	0	0	0	0	0	0	0	0	0	3	6	0.00	3.000
65 Giovanni Soto, L ERA:	(7, 1)	0.0		1	1	0	0	0	0	0	0	0	0	0	1	1	∞	∞
27 Bryan Shaw, R ERA: 2.65	(7, 1)	0.2		2	0	0	0	0	0	0	0	0	0	0	5	8	0.00	0.000

PITCHER		IP	WLS	BF	H	R	ER	SO	BB	IBB	HBP	BLK	WP	HR	S	P	ERA	WHIP
51 Shawn Armstrong, R ERA: 1.29	(8, 1)	0.1		3	1	1	1	0	1	0	0	0	0	0	9	18	27.00	6.000
54 Ryan Webb, R ERA: 3.21	(8, 1)	0.2		2	0	0	0	1	0	0	0	0	0	0	4	5	0.00	0.000
47 Trevor Bauer, R ERA: 4.69	(9, 1)	1.0		4	1	0	0	2	0	0	0	0	0	0	12	16	0.00	1.000

WP: 1 PB: 0 SB: 1 CS: 0 PA: 39

Batter	1	2	3	4	5	6	7	8	9	AB	R	H	RBI	BB	SO	LOB
22 Jason Kipnis, L (1, 4) OBP: 0.372, SLG: 0.446	B FF 92 B SI 91 B SI 91 C FF 92 X SI 91 3-1 12 SH5-3 2B		C FF 91 X SL 87 0-1 12 G6-4-3 1B		B SL 86 X SI 93 1-0 ② G3			B SI 94 C SI 93 C SL 83 X SI 97 1-2 ① F7	1 SAFE 0-0 ③ PO 1-2	4	0	2	0	0	0	0
12 Francisco Lindor, S (1, 6) OBP: 0.355, SLG: 0.481	X SI 92 0-0 ① SH5-3 2-3		X SI 91 0-0 ①② G6-4-3 1-2f		B SI 94 B CH 86 C FF 93 B SL 84 F FF 92 X SL 89 3-2 ③ G5-3			B SI 92 X FF 90 1-0 ② F9		3	0	0	0	0	0	1
23 Michael Brantley, L (1, 7) OBP: 0.383, SLG: 0.487	C SI 95 X SI 96 0-1 ② G6-3		B SI 94 C SI 92 X SI 93 1-1 ③ G4-3			X SI 92 0-0 ① P4		C SI 96 B SL 86 F SI 95 X SI 94 1-2 1B		4	0	1	0	0	0	1
9 Ryan Raburn, R (1, 10) OBP: 0.386, SLG: 0.537 8 Lonnie Chisenhall, L (8, PH) OBP: 0.300, SLG: 0.377 (9, 10)	H SL 88 1-0 HBP			B SI 90 B SI 90 X FF 90 2-0 41 2B 10 SF8 1B		C SI 89 F CH 83 S SI 94 0-3 ② K		B CH 77 C SI 87 F SI 89 B CH 78 1 SAFE F SI 90 B SI 91 C SI 91 3-3 ③ K		2 1	1 0	1 0	0 0	0 0	1 1	0 1
41 Carlos Santana, S (1, 3) OBP: 0.362, SLG: 0.390	B FF 93 C FF 95 F FF 96 S SL 89 1-3 ③ K			B CH 84 B FF 91 X FF 93 2-0 10 SF8 1-3 2B		B FF 93 C SI 94 B FF 94 B CH 83 F FF 94 B FF 95 4-2 BB			C FC 89 B FC 91 C FC 90 B KC 81 F FC 91 S KC 80 2-3 ① K	3	0	1	0	1	2	2
10 Yan Gomes, R (1, 2) OBP: 0.259, SLG: 0.369		B SI 89 S SI 90 B CH 82 X FF 91 2-1 ① F8		B FF 93 D SL 88 D SL 86 F FF 93 F SL 85 X SL 89 3-2 ① SF8 2-3 3-H		F SI 92 F SI 96 X FF 96 0-2 ③ F9			B FC 90 B FC 89 F FC 90 F FC 90 F FC 92 X KC 81 2-2 30 HR 2B	3	1	1	1	0	0	1
30 Chris Johnson, R (1, 5) OBP: 0.302, SLG: 0.362		B SI 89 F SI 91 B FF 92 X SL 85 2-1 ② F8		F SI 94 X SI 97 0-1 ② G3			B FF 90 B SI 91 F SI 91 F FF 92 B SI 95 X FF 93 3-2 ① F8		F FC 90 D KC 83 F FC 92 B KC 82 D FC 93 F FC 91 F FC 92 X FC 92 3-2 2-H HR	4	1	1	2	0	0	1
35 Abraham Almonte, S (1, 8) OBP: 0.299, SLG: 0.406		C SI 89 X SI 92 0-1 40 FC6-4 1B		X CH 84 0-0 ③ P3			C SI 90 B CH 86 B SI 94 F SI 93 X SI 95 2-2 ② G4-3		S FC 91 X FC 90 0-1 22 PO 1B	4	0	2	0	0	0	1
40 Jerry Sands, R (1, 9) OBP: 0.283, SLG: 0.364		F SI 90 X CH 83 0-1 ③ FC6-4 1-2f			C CH 81 B SI 94 B SI 93 S SI 91 C FF 94 2-3 ① K		S SI 94 B CH 83 F SI 93 F FF 97 F SL 88 B SL 87 B SI 95 F FF 95 F FF 96 3-3 S SL 88 ③ K		B KC 81 X FC 90 1-0 ② F9	4	0	0	0	0	2	2
Inning Stats	R: 0 E: 0 K: 1 S: 8 H: 1 LOB: 2 BB: 0 P: 13	R: 0 E: 0 K: 0 S: 8 H: 1 LOB: 1 BB: 0 P: 12	R: 0 E: 0 K: 0 S: 5 H: 1 LOB: 0 BB: 0 P: 6	R: 1 E: 0 K: 0 S: 8 H: 2 LOB: 1 BB: 0 P: 15	R: 0 E: 0 K: 1 S: 7 H: 0 LOB: 0 BB: 0 P: 13	R: 0 E: 0 K: 1 S: 9 H: 0 LOB: 1 BB: 1 P: 13	R: 0 E: 0 K: 1 S: 13 H: 0 LOB: 0 BB: 0 P: 21	R: 0 E: 0 K: 1 S: 11 H: 1 LOB: 1 BB: 0 P: 17	R: 2 E: 0 K: 1 S: 16 H: 3 LOB: 0 BB: 0 P: 24	1B: 5 2B: 3 3B: 0 HR: 1 SF: 1 SAC: 1 DP: 1 HBP: 1						WP: 0 PB: 0 SB: 0 CS: 0 PA: 37	

PITCHER	IP	WLS	BF	H	R	ER	SO	BB	IBB	HBP	BLK	WP	HR	S	P	ERA	WHIP
55 Carlos Rodón, L (1, 1) ERA: 3.78	7.2	W	30	6	1	1	4	1	0	1	0	0	0	65	103	1.17	0.913
34 Matt Albers, R (8, 1) ERA: 1.29	0.1	H	1	0	0	0	1	0	0	0	0	0	0	4	7	0.00	0.000
30 David Robertson, R (9, 1) ERA: 3.39	1.0	S	5	3	2	2	1	0	0	0	0	0	1	16	24	18.00	3.000

PITCHER	IP	WLS	BF	H	R	ER	SO	BB	IBB	HBP	BLK	WP	HR	S	P	ERA	WHIP

BOTTOM

Chicago White Sox @ Cleveland Indians

Progressive Field, Cleveland, OH

Sat Sep 19 2015, 7:15 PM - 10:30 PM EDT

Att. 16,390 - Cloudy - 66 F

livebaseballscorecards.com

AB	32
R	3
H	9
RBI	3
BB	1
SO	6
LOB	10

Chicago White Sox @ Cleveland Indians

Progressive Field, Cleveland, OH

Sun Sep 20 2015, 1:13 PM - 4:27 PM EDT

Att. 13,282 - Partly Cloudy - 68 F

livebaseballscorecards.com

Batter	1	2	3	4	5	6	7	8	9	AB	R	H	RBI	BB	SO	LOB
1 Adam Eaton, L (1, 8) OBP: 0.352, SLG: 0.425	C CH 86 B CH 88 F CU 80 X CH 88 1-2 53 CS 1B		B CU 80 B CH 87 C CH 87 B CH 86 X CH 86 3-1 ② L7		B CH 88 X CU 82 1-0 ② L7		B FF 94 C FF 94 X FF 94 1-1 1-3 79 1B 2B		C SI 95 S SL 85 S SL 85 0-3 ③ K	5	1	2	0	0	1	0
79 José Abreu, R (1, 3) OBP: 0.354, SLG: 0.520	1 SAFE 1 SAFE B SL 84 B CH 87 1 SAFE C FF 88 S SL 84 1 SAFE F CH 87 2-3 S SL 84 ① K		C CU 72 X SL 84 0-1 2B		C FF 89 F CU 74 B FF 88 B SL 85 B CU 76 B FF 89 4-2 BB		C FF 96 F FF 96 X SI 96 0-2 53 G4-6-3 2-H 3-H 1B			3	0	2	2	1	1	1
53 Melky Cabrera, S (1, 7) OBP: 0.317, SLG: 0.395	C CH 86 B FF 88 S CH 87 S CU 74 1-3 ②③ K 1-2		B CH 86 X SL 83 1-0 ③ F8		C CH 87 B FF 88 X CU 81 1-1 ③ L8		C SI 88 X CH 83 0-1 ②③ G4-6-3 1-2f			4	0	0	0	0	1	4
28 Trayce Thompson, R (1, 9) OBP: 0.410, SLG: 0.648		B CH 85 B SL 82 F CH 86 F CH 87 X CU 82 2-2 ① P5		C CH 87 B CH 86 B CU 73 F FF 88 C SL 88 2-3 ① K		F CU 82 C CU 72 S FF 88 0-3 ① K		C SL 93 S CU 81 F SL 92 X CU 80 0-2 26 G4-3 10 G4-3 2B		4	1	1	0	0	2	0
26 Avisaíl García, R (1, 10) OBP: 0.313, SLG: 0.372		B SL 86 S CH 87 F CU 80 H CH 87 2-2 24 BB HBP		F SL 84 B SL 84 B SL 86 S FF 88 S CU 75 2-3 ② K		X CH 86 0-0 ② L9		X SL 92 0-0 ① G4-3 2-3		3	0	0	0	0	1	1
10 Alexei Ramirez, R (1, 6) OBP: 0.287, SLG: 0.361		C CH 86 1 SAFE S SL 83 B CH 88 B CU 82 1 SAFE S SL 84 2-3 ② K		F FF 88 F SL 84 B CU 75 X FF 88 1-2 2B		C CH 87 B CU 82 F SL 84 B CU 74 X CH 86 2-2 2B		B SL 93 F SL 93 B SL 92 F CU 79 B SL 93 F SL 93 F SL 93 F CU 79 X SL 92 3-2 ② G4-3 3-H		4	0	2	1	0	1	1
24 Mike Olt, R (1, 5) OBP: 0.286, SLG: 0.349		F CH 87 1 SAFE B CH 88 1 SAFE S CH 87 B SL 88 1 SAFE D SL 84 F FF 88 4-2 B CH 88 1-2 BB		B SL 84 F CH 88 F CH 87 B FF 89 D SL 85 F FF 88 B FF 88 4-2 BB		B SI 95 B FF 96 C FF 96 S SI 96 C SI 96 2-3 ③ K		B SL 91 C SL 91 S CU 81 B SL 90 S CU 82 2-3 ③ K		2	0	0	0	2	2	1
21 Tyler Flowers, R (1, 2) OBP: 0.283, SLG: 0.348 15 Gordon Beckham, R (9, PH) OBP: 0.261, SLG: 0.303		B SL 88 B SL 84 F FF 88 X CH 88 2-1 ③ F7		B SL 84 S FF 88 B SL 88 F SL 85 B FF 89 F SL 85 S SL 83 3-3 ③ K			C SI 94 B FF 95 S SI 94 C FF 95 1-3 ① K		C SI 96 F SL 95 S SL 95 0-3 ① K	3 1	0 0	0 0	0 0	0 0	2 1	4 0
5 Yolmer Sánchez, S (1, 4) OBP: 0.271, SLG: 0.332			C CH 85 C SL 86 B CH 88 F CU 73 X SL 85 1-2 ① G3		C CH 86 F SL 85 B FF 88 C SL 84 1-3 ① K		B SI 93 B SI 95 B FF 94 B FF 92 4-0 1 2B 79 1B BB		X SL 96 0-0 ② G3-1	3	1	0	0	1	1	0
Inning Stats	R: 0 E: 0 K: 2 S: 10 H: 1 LOB: 0 BB: 0 P: 14	R: 0 E: 0 K: 1 S: 13 H: 0 LOB: 2 BB: 1 P: 25	R: 0 E: 0 K: 0 S: 9 H: 1 LOB: 1 BB: 0 P: 14	R: 0 E: 0 K: 3 S: 16 H: 1 LOB: 2 BB: 1 P: 28	R: 0 E: 0 K: 1 S: 8 H: 0 LOB: 1 BB: 1 P: 15	R: 0 E: 0 K: 2 S: 10 H: 1 LOB: 1 BB: 0 P: 14	R: 2 E: 0 K: 1 S: 10 H: 2 LOB: 0 BB: 1 P: 16	R: 1 E: 0 K: 1 S: 14 H: 1 LOB: 0 BB: 0 P: 19	R: 0 E: 0 K: 2 S: 7 H: 0 LOB: 0 BB: 0 P: 7	1B: 2 2B: 5 3B: 0 HR: 0 SF: 0 SAC: 0 DP: 1 HBP: 1						WP: 0 PB: 0 SB: 0 CS: 1 PA: 37	

TOP	
AB	32
R	3
H	7
RBI	3
BB	4
SO	13
LOB	12

PITCHER		IP	WLS	BF	H	R	ER	SO	BB	IBB	HBP	BLK	WP	HR	S	P	ERA	WHIP
43 Josh Tomlin, R ERA: 2.43	(1, 1)	5.2	W	24	4	0	0	8	3	0	1	0	0	0	63	105	0.00	1.235
34 Zach McAllister, R ERA: 3.13	(6, 1)	0.2	H	5	2	2	2	2	1	0	0	0	0	0	11	19	27.00	4.500
57 Kyle Crockett, L ERA: 4.7	(7, 1)	0.2		1	0	0	0	0	0	0	0	0	0	0	2	2	0.00	0.000
27 Bryan Shaw, R ERA: 2.76	(8, 1)	1.0		4	1	1	1	1	0	0	0	0	0	0	14	19	9.00	1.000
37 Cody Allen, R ERA: 3.25	(9, 1)	1.0	S	3	0	0	0	2	0	0	0	0	0	0	7	7	0.00	0.000

PITCHER	IP	WLS	BF	H	R	ER	SO	BB	IBB	HBP	BLK	WP	HR	S	P	ERA	WHIP

Batter	1	2	3	4	5	6	7	8	9	AB	R	H	RBI	BB	SO	LOB
22 Jason Kipnis, L (1, 4) OBP: 0.374, SLG: 0.446	C FF 88 S CU 75 X CU 75 0-2 41 FC6-5 9 BB 1B	B CH 83 C FF 90 X FF 89 1-1 ② F9 2-3		B CH 79 C FF 88 B FF 88 B CU 74 X FF 88 3-1 1B		B SI 92 D SI 91 F FF 90 B FS 85 B FS 84 4-1 23 2B BB		1 SAFE C SI 92 S SL 84 B SL 86 F SL 84 F SI 92 F SI 93 X SL 84 1-2 ② P5 1-2		4	1	2	0	1	0	2
12 Francisco Lindor, S (1, 6) OBP: 0.353, SLG: 0.478	1 SAFE C FF 88 F FF 87 1 SAFE B CH 81 B FF 91 1 SAFE F FF 87 1 SAFE 2-3 ① F FF 90 F CH 81 F FF 90 S CH 83 K 1B	C FF 88 B SI 89 S CU 78 F SI 91 D CU 78 X CH 82 2-2 3-H 1B		S CH 79 F FF 87 1 SAFE F SL 75 X CH 85 0-2 ③ P4		X FC 88 0-0 ② SF8 3-H		B SL 84 C SL 82 X SI 91 1-1 ③ G6-3		4	0	1	2	0	1	3
23 Michael Brantley, L (1, 7) OBP: 0.382, SLG: 0.488	1 SAFE F FF 90 B SI 90 B FF 90 F CH 82 S SI 89 2-3 ② K	S CH 81 D CH 81 1 SAFE B SI 90 F SI 89 X FF 88 2-2 ③ G4-3			C CU 73 F CH 79 B CU 74 B CH 80 F CH 81 C SI 88 2-3 ① K	1 SAFE B SI 90 X SI 90 1-0 1-H 2B				4	0	1	1	0	2	2
9 Ryan Raburn, R (1, 10) OBP: 0.394, SLG: 0.536	B FF 89 S SI 90 1 SAFE F FF 87 D CH 80 F SI 89 B FF 88 F CH 82 B FF 90 4-2 41 FC6-5 1-2 BB		S CH 80 F FF 88 B CU 77 F FF 85 B CH 81 F CH 81 X CH 82 2-2 4 WP 1B		B CU 75 S CH 80 B CU 74 S FF 89 B FF 89 B SL 85 4-2 BB	B SL 90 S FS 85 S FS 86 S FS 85 1-3 ③ K				2	0	1	0	2	1	1
41 Carlos Santana, S (1, 3) OBP: 0.360, SLG: 0.387	F FF 86 B FF 87 B SL 77 X CU 76 2-1 ③ FC6-5 1-2 2-3f		D SL 76 S CH 81 X SL 75 1-1 ① P3		B CH 85 B FF 89 B CH 80 X FF 89 3-0 ② L9		B FF 95 B FF 95 C FF 95 F FF 97 B SL 87 F SL 87 C SL 86 3-3 ① K			4	0	0	0	0	1	4
4 Mike Aviles, R (1, 5) OBP: 0.291, SLG: 0.332		B CH 82 F FF 89 F SL 85 B CU 77 B CH 81 X CH 82 3-2 ① G6-3	B CH 80 1 SAFE S CH 80 1 SAFE F CH 81 B CU 78 X FF 89 2-2 ② F8 1-2		C SI 87 X SL 85 0-1 ③ G5-3		S SL 85 B SL 85 B SL 85 X FF 98 2-1 10 CS 1B			4	0	1	0	0	0	2
10 Yan Gomes, R (1, 2) OBP: 0.262, SLG: 0.374		X FF 88 0-0 8 HR 1B	X CH 82 0-0 ③ L8			C FS 83 B FF 90 F FS 85 F FS 85 F FS 84 B FF 90 X FS 84 2-2 8 2B	1 SAFE B FF 95 C FF 95 B FF 97 B SL 86 F FF 94 1 SAFE C SL 85 3-3 ②③ K 1-2			4	2	2	0	0	1	2
8 Lonnie Chisenhall, L (1, 9) OBP: 0.302, SLG: 0.392		B FF 89 X FF 89 1-0 1-H HR		C CU 72 B CH 80 F CH 80 F SL 75 B SI 89 X CH 80 2-2 ① G3		X FS 84 0-0 35 L9 12 SF8 2-H 2B		B SL 83 S SI 92 B SI 91 X SL 82 2-1 ① G4-3		4	2	2	3	0	0	0
35 Abraham Almonte, S (1, 8) OBP: 0.303, SLG: 0.414		B CH 81 C FF 90 B CH 84 X FF 90 2-1 22 F9 12 1B 2B		B CH 83 C FF 88 B CH 80 C SL 84 X CH 81 2-2 ② L8		C SI 90 L FS 83 F FS 83 X FS 84 0-2 ① L9 2-3		X SL 83 0-0 22 WP 1B		4	1	2	0	0	0	1
Inning Stats	R: 0 E: 0 K: 2 S: 19 H: 1 LOB: 2 BB: 1 P: 29	R: 3 E: 0 K: 0 S: 16 H: 4 LOB: 1 BB: 0 P: 27	R: 0 E: 0 K: 0 S: 11 H: 1 LOB: 1 BB: 0 P: 16	R: 0 E: 0 K: 0 S: 13 H: 1 LOB: 1 BB: 0 P: 20	R: 0 E: 0 K: 1 S: 9 H: 0 LOB: 1 BB: 1 P: 18	R: 3 E: 0 K: 1 S: 16 H: 3 LOB: 1 BB: 1 P: 24	R: 0 E: 0 K: 2 S: 9 H: 1 LOB: 1 BB: 0 P: 17	R: 0 E: 0 K: 0 S: 11 H: 1 LOB: 1 BB: 0 P: 15		1B: 7 2B: 5 3B: 0 HR: 1	SF: 1 SAC: 0 DP: 1 HBP: 0		WP: 2 PB: 0 SB: 0 CS: 1	PA: 38	

BOTTOM

Chicago White Sox @ Cleveland Indians

Progressive Field, Cleveland, OH

Sun Sep 20 2015, 1:13 PM - 4:27 PM EDT

Att. 13,282 - Partly Cloudy - 68 F

livebaseballscorecards.com

AB	34
R	6
H	12
RBI	6
BB	3
SO	6
LOB	17

PITCHER		IP	WLS	BF	H	R	ER	SO	BB	IBB	HBP	BLK	WP	HR	S	P	ERA	WHIP
50 John Danks, L ERA: 4.59	(1, 1)	5.0	L	24	7	3	3	3	2	0	0	0	1	1	68	110	5.40	1.800
57 Zach Putnam, R ERA: 4.0	(6, 1)	1.0		7	3	3	3	1	1	0	0	0	0	0	16	24	27.00	4.000
60 Frankie Montas, R ERA: 1.13	(7, 1)	1.0		3	1	0	0	2	0	0	0	0	0	0	9	17	0.00	1.000
43 Dan Jennings, L ERA: 4.24	(8, 1)	1.0		4	1	0	0	0	0	0	0	0	1	0	11	15	0.00	1.000

PITCHER	IP	WLS	BF	H	R	ER	SO	BB	IBB	HBP	BLK	WP	HR	S	P	ERA	WHIP

Cleveland Indians @ Minnesota Twins

Target Field, Minneapolis, MN

Tue Sep 22 2015, 7:11 PM - 9:59 PM CDT

Att. 21,850 - Partly Cloudy - 72 F

livebaseballscorecards.com

Batter	1	2	3	4	5	6	7	8	9	AB	R	H	RBI	BB	SO	LOB
22 Jason Kipnis, L (1, 4) OBP: 0.372, SLG: 0.444	X FF 91 0-0 ① G5-3		B CH 88 B CH 86 C SL 82 S SL 81 B FF 92 X FF 92 3-2 ② G6-3		X SI 83 0-0 ③ G1-6-3			X SI 93 0-0 ① SH1-3 1-2 2-3		3	0	0	0	0	0	1
12 Francisco Lindor, S (1, 6) OBP: 0.352, SLG: 0.475	B FF 91 B FF 90 B FF 90 C FF 87 X FF 88 3-1 1B		C SL 79 B SL 82 B SL 85 X FF 90 2-1 ③ L8			C CH 83 F SL 82 X SL 81 0-2 ① G3-1		F FF 94 C FF 94 X FF 94 0-2 ② F9		4	0	1	0	0	0	3
23 Michael Brantley, L (1, 7) OBP: 0.381, SLG: 0.486 1 Michael Martinez, S (4, 7) OBP: 0.313, SLG: 0.375	B CH 88 1 SAFE B CH 85 C SI 89 1 SAFE X CH 84 2-1 ② L7			C FF 89 X CH 85 0-1 ① G6-3		C FF 90 B SL 80 F SL 78 B SL 83 S CH 83 2-3 ② K		F FF 95 X FF 95 0-1 ③ G4-3		2 2	0 0	0 0	0 0	0 0	0 1	1 3
41 Carlos Santana, S (1, 3) OBP: 0.358, SLG: 0.384	1 SAFE B CH 88 C FF 90 1 SAFE B FF 91 1 SAFE 1 SAFE B CH 85 F FF 92 3-3 ③ F CH 87 C SL 85 K			B FF 90 X FF 90 1-0 ② G3		C SL 84 B FF 92 B SL 86 F FF 93 X CH 86 2-2 ③ G4-3			B FF 94 B FF 94 F FF 93 F FF 93 F FF 95 X FF 96 2-2 ① G4-3	4	0	0	0	0	1	1
8 Lonnie Chisenhall, L (1, 9) OBP: 0.298, SLG: 0.387		B FF 92 B FF 88 S FF 90 F FF 91 C FF 92 2-3 ① K		B FF 90 B SL 88 C SL 86 B FF 88 F FF 89 X FF 91 3-2 ③ G4-3			F SI 82 B SL 83 B SL 80 F FF 91 X FF 93 2-2 ① G1-3		S CH 86 B CU 81 F FF 95 B CU 81 S FF 96 2-3 ② K	4	0	0	0	0	2	0
10 Yan Gomes, R (1, 2) OBP: 0.265, SLG: 0.381		B FF 93 S FF 91 F FF 92 B SL 84 S SL 85 2-3 ② K			B FF 90 S SL 80 X FF 91 1-1 35 G4-3 11 E 2B		F FF 92 F SL 86 S SL 84 0-3 ② K		X FF 95 0-0 2B	4	1	2	0	0	2	0
35 Abraham Almonte, S (1, 8) OBP: 0.302, SLG: 0.407		B CH 86 C SL 84 B CH 86 F SL 83 B FF 94 B SL 86 4-2 BB			X SL 82 0-0 ① G4-3 2-3	X CH 85 0-0 ③ F8			B CH 85 C CH 84 S FF 95 D CU 80 S FF 96 2-3 ③ K	3	0	0	0	1	1	2
30 Chris Johnson, R (1, 10) OBP: 0.303, SLG: 0.361 4 Mike Aviles, R (8, PR) OBP: 0.291, SLG: 0.332 (8, 10)		C FF 92 1 SAFE S SL 85 B SL 82 D SL 84 B CH 86 F FF 94 1 SAFE S SL 84 3-3 ③ K			B FF 92 S SL 84 S FF 91 D SL 83 S SL 85 2-3 ② K			X FF 90 0-0 22 SH1-3 11 1B 1B		3 0	0 0	1 0	0 0	0 0	2 0	2 0
11 José Ramírez, S (1, 5) OBP: 0.288, SLG: 0.313			B SL 78 B SL 83 F FF 90 X FF 90 2-1 ① G6-3		C FF 92 D SL 82 X SL 82 1-1 E3 3-H 1B			C SI 88 B SL 81 1 SAFE F SL 81 1 SAFE B SL 84 X FF 91 2-2 22 SH1-3 1-2 1B		3	0	2	1	0	0	0
Inning Stats	R: 0 E: 0 K: 1 S: 9 H: 1 LOB: 1 BB: 0 P: 17	R: 0 E: 0 K: 3 S: 12 H: 0 LOB: 1 BB: 1 P: 23	R: 0 E: 0 K: 0 S: 7 H: 0 LOB: 0 BB: 0 P: 14	R: 0 E: 0 K: 0 S: 6 H: 0 LOB: 0 BB: 0 P: 10	R: 1 E: 1 K: 1 S: 9 H: 2 LOB: 1 BB: 0 P: 13	R: 0 E: 0 K: 1 S: 9 H: 0 LOB: 0 BB: 0 P: 13	R: 0 E: 0 K: 1 S: 8 H: 0 LOB: 0 BB: 0 P: 10	R: 0 E: 0 K: 0 S: 10 H: 2 LOB: 3 BB: 0 P: 12	R: 0 E: 0 K: 2 S: 11 H: 1 LOB: 1 BB: 0 P: 17	1B: 4 2B: 2 3B: 0 HR: 0 SF: 0 SAC: 1 DP: 0 HBP: 0						

TOP	
AB	32
R	1
H	6
RBI	1
BB	1
SO	9
LOB	13

WP: 0 PA: 34
PB: 0
SB: 0
CS: 0

PITCHER		IP	WLS	BF	H	R	ER	SO	BB	IBB	HBP	BLK	WP	HR	S	P	ERA	WHIP
54 Ervin Santana, R ERA: 4.31	(1, 1)	7.0	W	27	5	1	1	7	1	0	0	0	0	0	64	106	1.29	0.857
15 Glen Perkins, L ERA: 2.73	(8, 1)	1.0	H	3	0	0	0	0	0	0	0	0	0	0	6	6	0.00	0.000
49 Kevin Jepsen, R ERA: 2.47	(9, 1)	1.0	S	4	1	0	0	2	0	0	0	0	0	0	11	17	0.00	1.000

PITCHER	IP	WLS	BF	H	R	ER	SO	BB	IBB	HBP	BLK	WP	HR	S	P	ERA	WHIP

BOTTOM

Cleveland Indians @ Minnesota Twins

Target Field, Minneapolis, MN

Tue Sep 22 2015, 7:11 PM - 9:59 PM CDT

Att. 21,850 - Partly Cloudy - 72 F

livebaseballscorecards.com

Batter	1	2	3	4	5	6	7	8	9	AB	R	H	RBI	BB	SO	LOB
32 Aaron Hicks, S (1, 8) (9, 9) OBP: 0.325, SLG: 0.415	X FF 91 0-0 ① G4-3		1 SAFE C SI 94 B FF 91 B FF 95 1 SAFE B SI 94 X FF 94 3-1 2 2B 1-H 3B	D FF 94 F FF 95 F CH 84 F FF 93 X SL 84 1-2 ③ F9			C SI 93 B CU 83 X SI 94 1-1 2 1B 2B	C FF 95 S CU 82 B SI 95 F SI 95 X CU 83 1-2 ③ L8		5	1	2	1	0	0	3
2 Brian Dozier, R (1, 4) OBP: 0.313, SLG: 0.454	C FF 93 C FF 95 B FF 92 B FF 94 S FF 95 2-3 ② K		B FF 94 L FF 94 F CH 85 X FF 96 1-2 7 2B 3-H 2B		B FF 94 C SL 84 S CH 83 F SI 95 S CH 84 1-3 ① K		F CU 83 L SI 92 B CU 84 X CU 82 1-2 7 BB 2-3 1B			4	1	2	1	0	2	0
7 Joe Mauer, L (1, 3) OBP: 0.342, SLG: 0.378	C FF 91 X CH 90 0-1 ③ G4-3		B SI 93 C SI 93 S CH 85 F CH 84 B FF 93 F FF 94 X CH 85 2-2 2-H 2B		B CU 76 B CH 84 B FF 94 B FF 95 4-1 BB		B SI 93 B SI 92 C SI 93 F CU 83 B FF 92 B SI 93 4-2 1-2 BB			2	0	1	1	2	0	0
22 Miguel Sanó, R (1, 10) OBP: 0.394, SLG: 0.562		B FF 94 B FF 95 X FF 94 2-0 ① G5-3	B FF 95 C CH 82 B FF 95 B FF 94 B FF 95 4-1 BB		S FF 94 S CH 84 S FF 96 0-3 ② K		S CU 85 B CU 84 S CU 84 S CU 85 1-3 ① K			3	0	0	0	1	2	4
24 Trevor Plouffe, R (1, 5) OBP: 0.310, SLG: 0.438		B SL 90 C FF 94 C FF 96 F FF 91 X CH 83 1-2 ② P2	C FF 95 B FF 96 B FF 92 D CH 83 X FF 93 2-2 ③ G6-3		B SL 85 S FF 95 S CH 85 S FF 96 1-3 ③ K		B CU 85 F SI 93 F CH 84 B SI 91 F CU 83 C SI 92 2-3 ② K			4	0	0	0	0	2	6
20 Eddie Rosario, L (1, 7) OBP: 0.290, SLG: 0.458		X SI 94 0-0 ③ L9		B FF 92 B FF 93 F FF 95 F SL 91 F SL 84 X FF 96 2-2 ① F7		F SI 92 X CU 78 0-1 ① F7	B SI 93 C SI 92 F CU 85 X CU 84 1-2 ③ P3			4	0	0	0	0	0	3
48 Torii Hunter, R (1, 9) OBP: 0.300, SLG: 0.419 25 Byron Buxton, R (9, 8) OBP: 0.236, SLG: 0.265			C CH 90 B FF 95 F FF 93 X FF 95 1-2 ① P6	C SI 94 B FF 92 X FF 95 1-1 8 HBP 1B		C SL 84 B CH 84 X SI 94 1-1 ② G5-3		B FF 96 F FC 88 C CU 82 F FF 97 X CU 82 1-2 ① G5-3		4 0	0 0	1 0	0 0	0 0	0 0	0 0
8 Kurt Suzuki, R (1, 2) OBP: 0.297, SLG: 0.319			X FF 93 0-0 ② F7	C FF 93 H CU 80 1-1 1-2 HBP		C SL 84 X SI 95 0-1 1B		C SI 95 C SI 97 B CU 84 B FF 96 B SI 97 F FF 97 X SI 96 3-2 ② F8		3	0	1	0	0	0	0
5 Eduardo Escobar, S (1, 6) OBP: 0.305, SLG: 0.448			B CU 78 B FF 94 C FF 93 F SI 94 F CH 84 F CH 84 B SI 96 B SI 94 4-2 32 3B BB	C SI 92 B SI 94 F SI 93 X CH 85 1-2 ② F8		S FF 96 X SI 96 0-1 ③ F7		B CU 82 B FF 94 B FF 94 C FF 94 F FF 93 X FF 94 3-2 2B		3	1	1	0	1	0	3
Inning Stats	R: 0 E: 0 K: 1 S: 6 H: 0 LOB: 0 BB: 0 P: 8	R: 0 E: 0 K: 0 S: 6 H: 0 LOB: 0 BB: 0 P: 9	R: 3 E: 0 K: 0 S: 22 H: 3 LOB: 2 BB: 2 P: 39	R: 0 E: 0 K: 0 S: 14 H: 1 LOB: 2 BB: 0 P: 20	R: 0 E: 0 K: 3 S: 11 H: 0 LOB: 1 BB: 1 P: 17	R: 0 E: 0 K: 0 S: 8 H: 1 LOB: 1 BB: 0 P: 9	R: 0 E: 0 K: 2 S: 17 H: 2 LOB: 3 BB: 1 P: 27	R: 0 E: 0 K: 0 S: 15 H: 1 LOB: 1 BB: 0 P: 23		1B: 3 2B: 4 3B: 1 HR: 0 SF: 0 SAC: 0 DP: 0 HBP: 1						

	AB	32
	R	3
	H	8
	RBI	3
	BB	4
	SO	6
	LOB	19

WP: 0 PB: 0 SB: 0 CS: 0 — PA: 37

PITCHER		IP	WLS	BF	H	R	ER	SO	BB	IBB	HBP	BLK	WP	HR	S	P	ERA	WHIP
31 Danny Salazar, R ERA: 3.51	(1, 1)	6.0	L	27	5	3	3	4	3	0	1	0	0	0	67	102	4.50	1.333
53 Jeff Manship, R ERA: 1.03	(7, 1)	1.0		6	2	0	0	2	1	0	0	0	0	0	17	27	0.00	3.000
34 Zach McAllister, R ERA: 3.08	(8, 1)	1.0		4	1	0	0	0	0	0	0	0	0	0	15	23	0.00	1.000

PITCHER	IP	WLS	BF	H	R	ER	SO	BB	IBB	HBP	BLK	WP	HR	S	P	ERA	WHIP

Cleveland Indians @ Minnesota Twins

Target Field, Minneapolis, MN

Wed Sep 23 2015, 7:13 PM - 9:58 PM CDT

Att. 17,831 - Rain - 69 F

TOP

livebaseballscorecards.com

Batter	1	2	3	4	5	6	7	8	9	AB	R	H	RBI	BB	SO	LOB
22 Jason Kipnis, L (1, 4) OBP: 0.371, SLG: 0.442	C FF 89 F FF 90 F CU 76 F FF 89 X CU 75 0-2 1B		C FF 89 X CH 84 0-1 ③ G3			B FF 90 C FF 89 X FF 86 1-1 ① F7			C SI 93 F SL 82 C SL 83 0-3 ① K	4	0	1	0	0	1	0
11 José Ramírez, S (1, 5) OBP: 0.285, SLG: 0.309 30 Chris Johnson, R (9, PH) OBP: 0.301, SLG: 0.359	B FF 89 F FF 89 F FF 89 X SL 88 1-2 ① F7			C CU 73 B CU 82 X FF 88 1-1 ① G4-3		B SI 90 B FF 90 F FF 90 B FF 86 C FF 89 F FF 87 X FF 90 3-2 ② P5			F FF 93 S FF 94 B FF 94 B FF 93 F FF 94 F FF 94 X SL 82 2-2 ② F9	3 1	0 0	0 0	0 0	0 0	0 0	1 0
12 Francisco Lindor, S (1, 6) OBP: 0.354, SLG: 0.478	C FF 90 F CU 77 B SL 87 S CU 77 1-3 ② K			X SL 82 0-0 41 G3-6-3 1B		X SI 90 0-0 ③ G6-3			S SL 82 X FF 93 0-1 41 HR 2B	4	1	2	0	0	1	1
41 Carlos Santana, S (1, 3) OBP: 0.357, SLG: 0.389	X FF 89 0-0 ③ F9			B CH 87 B CH 87 F SL 88 1 SAFE B CH 88 1 SAFE X SL 87 3-1 ②③ G3-6-3 1-2f			C FF 93 B SL 88 B FF 89 X FF 93 2-1 ① L8		F SI 93 B FF 93 B SI 93 B FF 94 X FF 92 3-1 2-H HR	4	1	1	2	0	0	2
10 Yan Gomes, R (1, 2) OBP: 0.264, SLG: 0.383		C FF 90 B CU 75 X SL 87 1-1 ① P3			C CH 88 F SL 86 B CU 74 X CH 83 1-2 2B		C CH 88 B SL 89 F SL 90 T FF 94 1-2 ② K		X SL 81 0-0 ③	4	0	1	0	0	1	0
8 Lonnie Chisenhall, L (1, 9) OBP: 0.299, SLG: 0.386		B SI 90 X FF 88 1-0 55 G4-6-3 1B			F CH 88 F FF 89 S CU 76 0-3 ① K		B FF 92 F SL 89 X SL 90 1-1 ③ G6-3			3	0	1	0	0	1	1
55 Roberto Pérez, R (1, 10) OBP: 0.353, SLG: 0.371 1 Michael Martinez, S (5, PR) OBP: 0.294, SLG: 0.353 (5, 10)		C SL 86 B SL 83 F SL 85 B CU 83 B CU 75 X SL 87 3-2 ②③ G4-6-3 1-2f			B SL 87 F FF 89 S FF 89 H CU 82 2-2 4 FC5-4 HBP			C FF 92 X SL 89 0-1 ① G4-3		1 1	0 0	0 0	0 0	0 0	0 0	1 0
35 Abraham Almonte, S (1, 8) OBP: 0.298, SLG: 0.401			C CU 73 S FF 88 B CU 74 S CU 75 1-3 ① K		B CU 74 B CU 74 F SL 89 C FF 89 F CU 75 F FF 90 B FF 89 S SL 87 3-3 ② K			B CU 79 X SL 88 1-0 ② G3		3	0	0	0	0	2	2
4 Mike Aviles, R (1, 7) OBP: 0.288, SLG: 0.328			B SL 86 F SL 86 B CH 82 X FF 90 2-1 ② P6		F SL 87 S SL 86 X CU 76 0-2 ③ FC5-4 1-2f			C SL 88 F SL 88 F FF 92 X CU 78 0-2 ③ P6		3	0	0	0	0	0	2

| | | |

BOTTOM

Cleveland Indians @ Minnesota Twins

Target Field, Minneapolis, MN

Wed Sep 23 2015, 7:13 PM - 9:58 PM CDT

Att. 17,831 - Rain - 69 F

livebaseballscorecards.com

Batter	1	2	3	4	5	6	7	8	9	AB	R	H	RBI	BB	SO	LOB
32 Aaron Hicks, S (1, 8) (9, 9) OBP: 0.324, SLG: 0.411	X FF 92 0-0 ① B1-3		C SL 86 C SL 88 S CU 82 0-3 ③ K	B SI 92 B SL 85 B SI 91 B FF 91 4-0 1-2 2-3 BB		1 SAFE C FF 90 C FF 90 1 SAFE D CU 77 1 SAFE 1 SAFE S CU 78 1-3 ② K				3	0	0	0	1	2	1
2 Brian Dozier, R (1, 4) OBP: 0.312, SLG: 0.457	B SI 92 X FF 91 1-0 ② L6			B FF 91 2-1 C SL 88 B FF 92 X SI 92 HR B SI 92 B SL 85 X SI 93 P4		X SL 86 0-0 ③ FC5-4 1-2f				4	1	1	1	0	0	4
7 Joe Mauer, L (1, 3) OBP: 0.341, SLG: 0.379	C SI 92 B FF 93 B SI 94 S SI 94 B SI 93 F SI 93 S SL 90 3-3 ③ K			B SI 92 C CH 85 F SL 87 X SI 92 1-2 24 2B 2B	B SI 91 C SI 92 F SL 82 X SI 92 1-2 ① G1-3		C FF 92 B FF 92 B CH 87 X SL 90 2-1 ① G3			4	1	1	0	0	1	0
22 Miguel Sanó, R (1, 10) OBP: 0.399, SLG: 0.563		C FF 92 B SL 88 B FF 92 B SL 89 C SI 93 F SI 94 F SI 93 S SL 89 3-3 ① K		B SI 92 S SL 89 C FF 92 B SL 84 B SL 90 B SL 88 4-2 24 2B 5 1B BB	B SI 92 B SL 82 B SI 92 X SI 92 3-0 24 2B 1B		C SL 88 X SL 86 0-1 1B			3	1	2	0	1	1	0
24 Trevor Plouffe, R (1, 5) OBP: 0.313, SLG: 0.444		S FF 92 C SI 94 X SL 88 0-2 E7 1B		B SI 93 B SI 91 C SI 92 X FF 92 2-1 5 1B 1-3 2-H 2B	B SI 92 X SL 82 1-0 1-3 2B		B FF 91 C SL 86 B SL 88 F FF 90 F CU 79 X SL 90 2-2 ② F9			4	1	3	1	0	0	1
20 Eddie Rosario, L (1, 7) OBP: 0.290, SLG: 0.455		F SL 88 F CH 85 F FF 93 F CU 82 F FF 92 S CU 82 0-3 ② K		F FF 92 S CU 82 S SL 82 0-3 ① K	I IN 81 I IN 81 I IN 82 I IN 81 4-0 48 G6-4-3 IBB		C SI 90 B CU 78 F CH 86 X CU 78 1-2 ③ G3			3	0	0	0	1	2	4
48 Torii Hunter, R (1, 9) OBP: 0.299, SLG: 0.416 25 Byron Buxton, R (9, 8) OBP: 0.236, SLG: 0.265		X FF 93 0-0 ③ G4-3		H FF 92 1-0 32 BB 5 1B HBP	B CU 79 X SL 92 1-0 ② ③ G6-4-3 1-2f			B SL 89 F SL 90 C CU 79 B SL 88 F SL 90 X FF 92 2-2 ① G1-3		3 0	0 0	0 0	0 0	0 0	0 0	4 0
8 Kurt Suzuki, R (1, 2) OBP: 0.295, SLG: 0.315			B SI 92 X SL 88 1-0 ① G6-3	C SL 88 F FF 92 S SL 84 0-3 ② K		C FF 94 X SI 93 0-1 ① G5-3		B FF 91 F FF 90 F SL 85 B CU 78 F SL 89 B CU 78 X FF 91 3-2 ② F8		4	0	0	0	0	1	3
5 Eduardo Escobar, S (1, 6) OBP: 0.307, SLG: 0.447			B FF 91 S CH 85 B SI 91 F FF 90 F SL 86 X CH 85 2-2 ② F9	B SL 88 C FF 93 F FF 93 X CU 81 1-2 32 BB 1-2 2-H 3-H 1B		F SI 93 B CH 86 C CU 80 B CU 81 B SI 92 B FF 91 4-2 2 FC5-4 BB		B SI 94 C SL 84 F SI 95 B SL 84 B SI 94 S SI 94 3-3 ③ K		3	0	1	2	1	1	0
Inning Stats	R: 0 E: 0 K: 1 S: 6 H: 0 LOB: 0 BB: 0 P: 10	R: 0 E: 1 K: 2 S: 15 H: 1 LOB: 1 BB: 0 P: 18	R: 0 E: 0 K: 1 S: 8 H: 0 LOB: 0 BB: 0 P: 11	R: 4 E: 0 K: 2 S: 20 H: 4 LOB: 3 BB: 2 P: 36	R: 0 E: 0 K: 0 S: 6 H: 2 LOB: 2 BB: 1 P: 16	R: 0 E: 0 K: 1 S: 8 H: 0 LOB: 1 BB: 1 P: 13	R: 0 E: 0 K: 0 S: 11 H: 1 LOB: 1 BB: 0 P: 16	R: 0 E: 0 K: 1 S: 11 H: 0 LOB: 0 BB: 0 P: 19		1B: 4 2B: 3 3B: 0 HR: 1 SF: 0 SAC: 0 DP: 1 HBP: 1						

	AB	31
	R	4
	H	8
	RBI	4
	BB	4
	SO	8
	LOB	17

WP: 0 PB: 0 SB: 0 CS: 0 PA: 36

PITCHER		IP	WLS	BF	H	R	ER	SO	BB	IBB	HBP	BLK	WP	HR	S	P	ERA	WHIP
28 Corey Kluber, R ERA: 3.55	(1, 1)	3.2	L	19	5	4	4	6	2	0	1	0	0	0	47	72	9.82	1.909
54 Ryan Webb, R ERA: 3.17	(4, 1)	0.2		5	2	0	0	0	0	1	0	0	0	0	7	17	0.00	3.000
27 Bryan Shaw, R ERA: 2.73	(5, 1)	0.2		1	0	0	0	0	0	0	0	0	0	0	1	2	0.00	0.000
26 Gavin Floyd, R ERA: 2.61	(6, 1)	2.2		10	1	0	0	1	1	0	0	0	0	0	27	42	0.00	0.750
37 Cody Allen, R ERA: 3.23	(8, 1)	0.1		1	0	0	0	1	0	0	0	0	0	0	3	6	0.00	0.000

PITCHER	IP	WLS	BF	H	R	ER	SO	BB	IBB	HBP	BLK	WP	HR	S	P	ERA	WHIP

Cleveland Indians @ Minnesota Twins

Target Field, Minneapolis, MN

Thu Sep 24 2015, 7:14 PM - 10:14 PM CDT

Att. 21,366 - Overcast - 67 F

TOP

livebaseballscorecards.com

Batter	1	2	3	4	5	6	7	8	9	AB	R	H	RBI	BB	SO	LOB
22 Jason Kipnis, L (1, 4) OBP: 0.373, SLG: 0.447	HR	K		HBP		BB		G3		3	1	1	1	1	1	0
11 José Ramírez, S (1, 5) OBP: 0.290, SLG: 0.313	BB		2B	G6-4-3		BB		L7		3	2	1	0	2	0	1
12 Francisco Lindor, S (1, 6) OBP: 0.357, SLG: 0.486	1B		1B	3B		K			K	5	2	3	0	0	2	2
41 Carlos Santana, S (1, 10) OBP: 0.359, SLG: 0.394 1 Michael Martinez, S (9, PR) OBP: 0.294, SLG: 0.353 (9, 10)	L1-3		HR	G6-3		IBB			BB	3 0	1 0	1 0	3 0	2 0	0 0	3 0
10 Yan Gomes, R (1, 2) OBP: 0.264, SLG: 0.380	K		1B		G5-3	L9			K	5	0	1	0	0	2	6
8 Lonnie Chisenhall, L (1, 9) OBP: 0.297, SLG: 0.383	1B		P5		L4		P6		G1-3	5	0	1	2	0	0	2
30 Chris Johnson, R (1, 3) OBP: 0.300, SLG: 0.357	K		K		1B		L6			4	0	1	0	0	2	2
35 Abraham Almonte, S (1, 8) OBP: 0.297, SLG: 0.395		L7	BB		G4-3		L8			3	0	0	0	1	0	1
4 Mike Aviles, R (1, 7) OBP: 0.284, SLG: 0.324		K	L7			L4		L8		4	0	0	0	0	1	2
Inning Stats	R: 3 E: 0 K: 2 S: 18 H: 3 LOB: 1 BB: 1 P: 30	R: 0 E: 0 K: 2 S: 8 H: 0 LOB: 0 BB: 0 P: 12	R: 3 E: 0 K: 1 S: 13 H: 4 LOB: 2 BB: 1 P: 25	R: 0 E: 0 K: 0 S: 8 H: 1 LOB: 1 BB: 0 P: 13	R: 0 E: 0 K: 0 S: 8 H: 1 LOB: 1 BB: 0 P: 15	R: 0 E: 0 K: 1 S: 9 H: 0 LOB: 3 BB: 3 P: 23	R: 0 E: 0 K: 0 S: 9 H: 0 LOB: 0 BB: 0 P: 12	R: 0 E: 0 K: 0 S: 6 H: 0 LOB: 0 BB: 0 P: 12	R: 0 E: 0 K: 2 S: 10 H: 0 LOB: 1 BB: 1 P: 15	1B: 5 2B: 1 3B: 1 HR: 2 SF: 0 SAC: 0 DP: 1 HBP: 1						

	AB	35
	R	6
	H	9
	RBI	6
	BB	6
	SO	8
	LOB	19

WP: 1 PB: 0 SB: 1 CS: 0 PA: 42

PITCHER		IP	WLS	BF	H	R	ER	SO	BB	IBB	HBP	BLK	WP	HR	S	P	ERA	WHIP
44 Kyle Gibson, R ERA: 3.96	(1, 1)	2.2	L	17	7	6	6	5	2	0	0	0	0	2	38	64	20.25	3.375
52 Brian Duensing, L ERA: 4.4	(3, 1)	2.0		8	2	0	0	0	0	0	1	0	0	0	14	25	0.00	1.000
36 Blaine Boyer, R ERA: 2.34	(5, 1)	0.2		2	0	0	0	0	0	0	0	0	0	0	5	8	0.00	0.000
61 Ryan O'Rourke, L ERA: 6.52	(6, 1)	0.0		2	0	0	0	0	2	0	0	0	0	0	2	10	∞	∞
59 Michael Tonkin, R ERA: 4.5	(6, 1)	2.0		7	0	0	0	1	0	1	0	0	1	0	16	27	0.00	0.000

PITCHER		IP	WLS	BF	H	R	ER	SO	BB	IBB	HBP	BLK	WP	HR	S	P	ERA	WHIP
55 Neal Cotts, L ERA: 3.45	(8, 1)	0.2		2	0	0	0	0	0	0	0	0	0	0	4	8	0.00	0.000
62 J.R. Graham, R ERA: 4.99	(9, 1)	1.0		4	0	0	0	2	1	0	0	0	0	0	10	15	0.00	1.000

Cleveland Indians @ Minnesota Twins

Target Field, Minneapolis, MN

Thu Sep 24 2015, 7:14 PM - 10:14 PM CDT

Att. 21,366 - Overcast - 67 F

BOTTOM

livebaseballscorecards.com

Batter	1	2	3	4	5	6	7	8	9	AB	R	H	RBI	BB	SO	LOB
32 Aaron Hicks, S (1, 8) OBP: 0.325, SLG: 0.414	C FF 91 B FF 94 X FF 92 1-1 2 1B 7 F8-2 2B		X FF 92 0-0 ② P5		B CH 84 C FF 92 S CH 83 X CH 83 1-2 ③ F9		C FF 92 F FF 92 B FF 92 B CH 81 X FC 90 2-2 1-3 1B		B KC 84 C FF 95 C FF 95 B KC 86 C KC 85 2-3 ③ K	5	0	2	0	0	1	3
2 Brian Dozier, R (1, 4) OBP: 0.313, SLG: 0.458	B FC 91 B FF 93 B FC 90 C FF 93 X FC 90 3-1 7 F8-2 2-3 1B		C FF 92 F CU 80 X FC 90 0-2 ③ F9			B FF 90 B FF 89 C FC 88 F CH 83 F CH 83 F FC 88 X CH 83 2-2 7 G4-6-3 1B	C SL 80 B FC 92 X FC 92 1-1 ③ L8			4	0	2	0	0	0	3
7 Joe Mauer, L (1, 3) OBP: 0.341, SLG: 0.377	C FF 91 B FF 94 X CH 85 1-1 ① ② F8-2 1-2 3-H			C FF 91 F FC 88 B FF 92 B CH 84 X CH 82 2-2 ① L1		C FC 88 C FF 92 F FC 89 D CU 81 B CH 82 B CH 82 X FF 92 3-2 ① ② G4-6-3 1-2f		B FC 92 B SL 80 C FC 92 B FC 94 B FC 92 4-1 22 FC6-4 BB		3	0	0	0	1	0	3
22 Miguel Sanó, R (1, 10) OBP: 0.397, SLG: 0.558	B FC 90 C CH 86 B FC 90 X FC 90 2-1 ③ G6-3			S FC 90 B FF 92 C CU 81 S CH 81 1-3 ② K		C CU 80 X FC 90 0-1 1B		C FC 92 X SL 80 0-1 ① FC6-4 24 G2-3 20 HR 1-2f		4	1	1	0	0	1	2
24 Trevor Plouffe, R (1, 5) OBP: 0.311, SLG: 0.441		C FF 93 B FC 90 F CH 84 C FF 94 1-3 ① K		X FC 89 0-0 ③ P6		C FF 93 D CU 80 B FC 88 C FF 94 X CU 82 2-2 ③ G4-3		X SL 81 0-0 ② G2-3 1-2		4	0	0	0	0	1	2
20 Eddie Rosario, L (1, 7) OBP: 0.289, SLG: 0.460		C FF 92 F CU 81 F CH 84 S FF 94 0-3 ② K			F CH 82 F CH 82 B CH 82 S FF 92 1-3 ① K		F FF 90 X CU 80 0-1 ① F8	C FC 93 B FC 93 F FC 92 F SL 81 X SL 80 1-2 2-H HR		4	1	1	2	0	2	0
48 Torii Hunter, R (1, 9) OBP: 0.299, SLG: 0.421		X FF 94 0-0 ③ G4-3			B FF 93 X FC 89 1-0 ② G3		X CH 83 0-0 HR	X FC 93 0-0 ③ L4		4	1	1	1	0	0	0
8 Kurt Suzuki, R (1, 2) OBP: 0.297, SLG: 0.318 9 Eduardo Núñez, R (9, PH) OBP: 0.307, SLG: 0.421			C FF 91 B FC 88 X FF 92 1-1 1B		C FF 92 F FF 92 F CU 80 X CH 83 0-2 5 1B 1B		X FF 93 0-0 ② G6-3		C FF 94 B KC 85 S FF 94 B KC 85 X KC 84 2-2 ① G5-3	3 1	0 0	2 0	0 0	0 0	0 0	0 0
5 Eduardo Escobar, S (1, 6) OBP: 0.309, SLG: 0.448			C FF 92 X CH 83 0-1 ① F9		C CH 83 B FF 91 X FF 93 1-1 1-2 1B		C FF 90 X CU 79 0-1 32 1B 1B		B FF 95 C FF 95 X FF 95 1-1 ② L6	4	0	2	0	0	0	1
Inning Stats	R: 0 E: 0 K: 0 S: 8 H: 2 LOB: 1 BB: 0 P: 15	R: 0 E: 0 K: 2 S: 8 H: 0 LOB: 0 BB: 0 P: 9	R: 0 E: 0 K: 0 S: 8 H: 1 LOB: 1 BB: 0 P: 9	R: 0 E: 0 K: 1 S: 7 H: 0 LOB: 0 BB: 0 P: 10	R: 0 E: 0 K: 1 S: 13 H: 2 LOB: 2 BB: 0 P: 17	R: 0 E: 0 K: 0 S: 14 H: 2 LOB: 1 BB: 0 P: 21	R: 1 E: 0 K: 0 S: 11 H: 3 LOB: 2 BB: 0 P: 14	R: 2 E: 0 K: 0 S: 9 H: 1 LOB: 0 BB: 1 P: 14	R: 0 E: 0 K: 1 S: 8 H: 0 LOB: 0 BB: 0 P: 13	1B: 8 2B: 2 3B: 0 HR: 2 SF: 0 SAC: 0 DP: 2 HBP: 0						

		AB	36
		R	3
		H	11
		RBI	3
		BB	1
		SO	5
		LOB	14

WP: 0 PB: 0 SB: 0 CS: 0 PA: 37

PITCHER		IP	WLS	BF	H	R	ER	SO	BB	IBB	HBP	BLK	WP	HR	S	P	ERA	WHIP
56 Cody Anderson, R ERA: 3.31	(1, 1)	6.2	W	28	10	1	1	4	0	0	0	0	0	1	67	92	1.35	1.500
27 Bryan Shaw, R ERA: 2.97	(7, 1)	1.1		6	1	2	2	0	1	0	0	0	0	1	11	17	13.50	1.500
37 Cody Allen, R ERA: 3.18	(9, 1)	1.0	S	3	0	0	0	1	0	0	0	0	0	0	8	13	0.00	0.000

PITCHER	IP	WLS	BF	H	R	ER	SO	BB	IBB	HBP	BLK	WP	HR	S	P	ERA	WHIP

Cleveland Indians @ Kansas City Royals

Kauffman Stadium, Kansas City, MO

Fri Sep 25 2015, 7:12 PM - 9:53 PM CDT

Att. 37,049 - Clear - 79 F

TOP

livebaseballscorecards.com

Batter	1	2	3	4	5	6	7	8	9	AB	R	H	RBI	BB	SO	LOB
22 Jason Kipnis, L (1, 4) OBP: 0.373, SLG: 0.449	B FF 94 B FF 94 C SI 93 F SI 94 B SI 95 X FF 94 3-2 ① F9		B KC 80 C CH 83 X KC 80 1-1 ① G4-3		B CH 84 X SI 96 1-0 2B		B SL 87 C FF 92 B FF 92 1 SAFE F FF 93 T SI 94 2-2 ① K		C SI 92 B SI 93 C SL 83 F SI 92 X SL 82 1-2 11 FC6-4 1-2 1B	5	0	2	0	0	1	1
11 José Ramírez, S (1, 5) OBP: 0.292, SLG: 0.325	B SI 94 B SI 95 C FF 94 X FF 93 2-1 HR		X SI 92 0-0 ② F9		B SI 95 X CH 84 1-0 ② F7		B SI 92 C SI 92 F FF 91 B FF 93 F SL 86 F SL 87 X SI 92 2-2 12 FC3-6 1-2 1B		F SI 92 C SL 80 X SI 92 0-2 ① FC6-4 12 FC5-4 1-2f 2-3	5	1	2	1	0	0	3
12 Francisco Lindor, S (1, 6) OBP: 0.355, SLG: 0.480	B KC 82 B KC 80 F SI 94 B SI 94 X SI 95 3-1 ② G3		B KC 81 S KC 82 B CH 84 B SI 94 F FF 94 F CH 85 B SI 95 4-2 41 BB BB		B CH 84 X KC 82 1-0 ③ G1		S FF 96 B FF 96 F FF 96 X FF 95 1-2 ② FC3-6 41 BB 1-2f 2-3		F SI 92 X SI 92 0-1 ② FC5-4 41 BB 1-2f 3-H	4	0	0	1	1	0	4
41 Carlos Santana, S (1, 3) OBP: 0.361, SLG: 0.393	B SI 94 C CH 84 C SI 95 B KC 83 B SI 95 S KC 82 3-3 ③ K		F SI 94 B FF 95 B KC 81 B SI 95 B CH 84 4-1 1-2 BB			B KC 81 F SI 91 C SI 94 S CH 84 1-3 ① K	T SI 94 B FF 96 B CU 79 B FF 96 B FF 95 4-1 1-2 BB		B SI 92 B SI 92 C SI 92 C CH 80 D SL 83 B SI 92 4-2 1-2 BB	2	0	0	0	3	2	0
8 Lonnie Chisenhall, L (1, 9) OBP: 0.293, SLG: 0.377		F SI 94 B SI 94 F SI 94 S SI 95 1-3 ① K	B SI 95 F SI 95 C SI 94 X SI 96 1-2 ③ F8			B KC 78 B SI 93 X SI 94 2-0 ② L7	B FF 96 X FF 95 1-0 ③ P6		B SI 92 S SI 82 X SI 92 1-1 ③ G1-3	5	0	0	0	0	1	7
30 Chris Johnson, R (1, 10) OBP: 0.300, SLG: 0.356		C SI 94 F CH 84 F FF 96 B FF 97 X SI 95 1-2 35 HR 1B		B SI 92 S FF 93 B CH 82 C SI 94 F FF 95 C KC 83 2-3 ① K		B KC 82 B SI 95 S SI 96 C SI 95 B CH 86 S KC 83 3-3 ③ K		X FF 96 0-0 ① F9		4	1	1	0	0	2	0
35 Abraham Almonte, S (1, 8) OBP: 0.300, SLG: 0.409		S SI 96 C KC 82 B SI 96 F CH 85 X KC 81 1-2 1-H HR		S CH 83 B CH 84 X SI 95 1-1 ② L8			B SI 90 B SL 85 F FF 89 B SI 91 B SI 91 4-1 55 HR BB	B FF 96 C FF 97 B CH 96 X FF 96 2-1 ② F7		3	2	1	2	1	0	0
55 Roberto Pérez, R (1, 2) OBP: 0.351, SLG: 0.385		X SI 93 0-0 ② G5-3	C SI 94 B CH 84 B SI 95 T FF 95 B SI 94 X FF 95 3-2 ③ G6-3				D SI 92 C SI 91 D SL 87 X FF 92 2-1 1-H HR	B CH 91 X FF 98 1-0 ③ P4		4	1	1	2	0	0	0
1 Michael Martinez, S (1, 7) OBP: 0.333, SLG: 0.350		F FF 94 F CH 85 F CH 84 B SI 94 F KC 80 S CH 85 1-3 ③ K			F SI 92 B SI 93 F CH 84 B KC 82 S CH 84 2-3 ① K		B FF 91 B FF 92 F FF 92 X FF 91 2-1 12 FC3-6 11 1B 1B		B SI 91 C SI 91 F SI 92 B SL 82 B SI 93 B SI 93 4-2 11 FC6-4 22 1B 12 FC5-4 BB	3	1	1	0	1	2	0
Inning Stats	R: 1 E: 0 K: 1 S: 10 H: 1 LOB: 0 BB: 0 P: 21	R: 2 E: 0 K: 2 S: 17 H: 2 LOB: 0 BB: 0 P: 21	R: 0 E: 0 K: 0 S: 10 H: 0 LOB: 2 BB: 2 P: 20	R: 0 E: 0 K: 1 S: 9 H: 0 LOB: 0 BB: 0 P: 15	R: 0 E: 0 K: 1 S: 6 H: 1 LOB: 1 BB: 0 P: 11	R: 0 E: 0 K: 2 S: 7 H: 0 LOB: 0 BB: 0 P: 13	R: 2 E: 0 K: 1 S: 18 H: 3 LOB: 3 BB: 2 P: 36	R: 0 E: 0 K: 0 S: 4 H: 0 LOB: 0 BB: 0 P: 7	R: 1 E: 0 K: 0 S: 15 H: 1 LOB: 2 BB: 2 P: 25	1B: 4 2B: 1 3B: 0 HR: 3 SF: 0 SAC: 0 DP: 0 HBP: 0						

	AB	35
	R	6
	H	8
	RBI	6
	BB	6
	SO	8
	LOB	15

PITCHER		IP	WLS	BF	H	R	ER	SO	BB	IBB	HBP	BLK	WP	HR	S	P	ERA	WHIP
36 Edinson Volquez, R ERA: 3.65	(1, 1)	6.0	L	24	4	3	3	7	2	0	0	0	0	2	59	101	4.50	1.000
45 Franklin Morales, L ERA: 3.13	(7, 1)	0.1		5	3	2	2	1	1	0	0	0	0	1	13	25	54.00	12.000
41 Danny Duffy, L ERA: 4.2	(7, 1)	0.2		3	0	0	0	0	1	0	0	0	0	0	5	11	0.00	1.500
50 Miguel Almonte, R ERA: 5.87	(8, 1)	1.0		3	0	0	0	0	0	0	0	0	0	0	4	7	0.00	0.000
54 Scott Alexander, L ERA: 4.5	(9, 1)	1.0		6	1	1	1	0	2	0	0	0	0	0	15	25	9.00	3.000

PITCHER		IP	WLS	BF	H	R	ER	SO	BB	IBB	HBP	BLK	WP	HR	S	P	ERA	WHIP

WP: 0	PA: 41		
PB: 0			
SB: 0			
CS: 0			

BOTTOM

Cleveland Indians @ Kansas City Royals

Kauffman Stadium, Kansas City, MO

Fri Sep 25 2015, 7:12 PM - 9:53 PM CDT

Att. 37,049 - Clear - 79 F

livebaseballscorecards.com

Batter	1	2	3	4	5	6	7	8	9	AB	R	H	RBI	BB	SO	LOB
1 Jarrod Dyson, L (1, 8) OBP: 0.306, SLG: 0.372	B FF 93 B FF 95 C FF 93 X FF 95 2-1 G6-3 ①			F CH 84 S CH 90 B CU 86 S CH 90 1-3 K ①		B SI 94 C SI 94 S CH 89 D CH 91 X SL 89 2-2 G6-3 ③			C FF 95 B FF 95 X CH 89 1-1 G4-3 ②	4	0	0	0	0	1	1
18 Ben Zobrist, S (1, 4) OBP: 0.368, SLG: 0.461	C SI 93 F FF 94 B CH 88 B CH 89 S CH 88 2-3 K ②			F SI 95 C FF 96 F SL 89 B CU 85 S CH 89 1-3 K ②			F SI 91 S CU 82 S CU 84 0-3 K ①		B FF 95 X CH 88 1-0 G1-3 ③	4	0	0	0	0	3	0
15 Alex Rios, R (1, 9) OBP: 0.300, SLG: 0.374	F SI 93 B SL 88 S SL 88 F CH 88 B FF 97 S SL 89 2-3 K ③			F FF 96 X SI 95 0-1 G5-3 ③			B SI 92 S SL 86 X SI 93 1-1 1B			3	0	1	0	0	1	0
16 Paulo Orlando, R (1, 7) OBP: 0.268, SLG: 0.450		C SI 94 B SL 87 S SI 95 B SL 88 F SI 96 F CH 88 S FF 97 2-3 K ①			B CU 81 C FF 95 S CH 88 S SI 95 1-3 K ①		C SI 96 F CH 89 T FF 96 0-2 K ②			3	0	0	0	0	3	1
31 Jonny Gomes, R (1, 10) OBP: 0.317, SLG: 0.352		F FF 96 S SL 87 S SL 88 0-3 K ②			B SI 94 F SI 94 S SL 89 B FF 96 S SL 90 2-3 K ②		C FF 96 C SI 95 D CU 84 S SL 88 1-3 K ③			3	0	0	0	0	3	1
19 Cheslor Cuthbert, R (1, 5) OBP: 0.298, SLG: 0.395		B SI 95 X SI 95 1-0 G4-3 ③			S FF 96 B SI 95 X CH 89 1-1 G6-3 ③			C FF 94 F SI 94 B SL 89 S CH 89 1-3 K ①		3	0	0	0	0	1	0
24 Christian Colón, R (1, 6) OBP: 0.352, SLG: 0.343			B SI 93 B SL 86 X FF 95 2-0 G1-3 ①			B SI 95 B SL 87 B SI 94 C FF 95 F SI 95 B FF 96 4-2 26 G4-3 BB		F FF 96 F FF 96 S CU 84 0-3 K ②		2	0	0	0	1	1	0
9 Drew Butera, R (1, 3) OBP: 0.257, SLG: 0.265			F SI 96 B SL 88 B FF 97 B FF 96 B FF 95 4-1 26 G5-4-3 BB			X SI 94 0-0 F9 ①		F FF 96 B FF 96 C CH 87 F SL 88 F FF 95 S SL 89 1-3 K ③		2	0	0	0	1	1	1
26 Francisco Peña, R (1, 2)			S SI 93 F SI 95 B SL 88 X SI 96 1-2 G5-4-3 ② ③ 1-2f			F SI 93 F FF 95 X SL 88 0-2 G4-3 ② 1-2			B FF 95 F SL 87 F SI 94 F CU 83 S CH 89 1-3 K ①	3	0	0	0	0	1	2
Inning Stats	R: 0 E: 0 K: 2 S: 9 H: 0 LOB: 0 BB: 0 P: 15	R: 0 E: 0 K: 2 S: 9 H: 0 LOB: 0 BB: 0 P: 12	R: 0 E: 0 K: 0 S: 5 H: 0 LOB: 0 BB: 1 P: 12	R: 0 E: 0 K: 2 S: 9 H: 0 LOB: 0 BB: 0 P: 11	R: 0 E: 0 K: 2 S: 8 H: 0 LOB: 0 BB: 0 P: 12	R: 0 E: 0 K: 0 S: 9 H: 0 LOB: 1 BB: 1 P: 15	R: 0 E: 0 K: 3 S: 11 H: 1 LOB: 1 BB: 0 P: 13	R: 0 E: 0 K: 3 S: 11 H: 0 LOB: 0 BB: 0 P: 13	R: 0 E: 0 K: 1 S: 7 H: 0 LOB: 0 BB: 0 P: 10	1B: 1 2B: 0 3B: 0 HR: 0 SF: 0 SAC: 0 DP: 1 HBP: 0						

	AB	27
	R	0
	H	1
	RBI	0
	BB	2
	SO	15
	LOB	6

WP: 0 PA: 29
PB: 0
SB: 0
CS: 0

PITCHER	IP	WLS	BF	H	R	ER	SO	BB	IBB	HBP	BLK	WP	HR	S	P	ERA	WHIP
59 Carlos Carrasco, R (1, 1) ERA: 3.44	9.0	W	29	1	0	0	15	2	0	0	0	0	0	78	113	0.00	0.333

PITCHER	IP	WLS	BF	H	R	ER	SO	BB	IBB	HBP	BLK	WP	HR	S	P	ERA	WHIP

Batter	1	2	3	4	5	6	7	8	9	AB	R	H	RBI	BB	SO	LOB
22 Jason Kipnis, L (1, 4) OBP: 0.374, SLG: 0.448	B FF 91 C FF 92 F FF 92 B FF 92 F CH 84 X CU 78 2-2 12 2B 41 3B 1B	X SI 92 0-0 ③ G4-3		B SI 90 B SI 90 B CH 85 C SI 90 F CH 85 X SI 91 3-2 ② L8		B CU 74 B SI 91 C SI 92 X SI 93 2-1 11 1B 12 1B 2-H 1B		C FF 95 B CH 91 B CU 79 B CH 95 C CH 96 X CH 91 3-2 ③ G2-3		5	2	2	1	0	0	2
11 José Ramírez, S (1, 5) OBP: 0.296, SLG: 0.340	B SI 91 X CH 85 1-0 ① P6	C SI 90 C FF 90 X CU 76 0-2 12 SF9 3B	1 SAFE 1 SAFE D CH 84 B SI 90 B CH 83 C FF 90 X CH 85 3-1 12 WP 1-H 2B			B FF 91 C SI 92 D FF 92 B SL 89 X FF 92 3-1 12 E 12 1B 41 FC4-6 1-2 1B			C SL 85 C FF 96 B FF 96 B FF 97 B SL 85 X FF 95 3-2 ① P6	5	3	3	1	0	0	1
12 Francisco Lindor, S (1, 6) OBP: 0.358, SLG: 0.485	1 SAFE C SI 91 X FF 91 0-1 41 3B 1-3 2B	C CU 77 X CH 85 0-1 ① SF9 3-H	C SI 90 S CU 79 B SI 91 B SI 90 F CU 79 B CH 85 D CU 80 4-2 41 S 3-H BB			F FC 88 C KC 78 X FC 90 0-2 E8 41 FC4-6 1-3 2-H 1B			S SL 85 B CH 87 S CU 80 F FF 97 S CU 81 1-3 ② K2-3	3	1	2	2	1	1	0
41 Carlos Santana, S (1, 3) OBP: 0.360, SLG: 0.395	B SI 92 X CU 79 1-0 2-H 3-H 3B	C SI 91 F FF 92 F FF 92 B CU 79 B SI 92 S CH 87 2-3 ② K	B FF 90 B FC 88 B CH 85 C CH 87 F FC 88 C FC 90 3-3 ③ K 1-2			1 SAFE B FF 94 B FC 89 B FC 90 X FF 94 3-0 ② FC4-6 10 CS 1-2f 3-H			B SL 85 B FF 96 B SL 85 C FF 95 C SL 85 S CU 80 3-3 ③ K	5	0	1	3	0	3	2
10 Yan Gomes, R (1, 2) OBP: 0.263, SLG: 0.387	C SI 92 B FF 92 S FF 91 0-3 ② K	B SI 92 B FF 92 X SI 92 2-0 HR			B FC 91 B FF 91 X FF 91 2-0 ① P6	S FF 97 1 SAFE F FF 96 B FF 94 1-2 ③ CS 1-2	B FF 95 C FC 89 B KC 81 S FF 96 F FF 96 B FF 96 F FF 95 F FF 95 X FC 90 3-2 ① P3			4	1	1	1	0	1	1
8 Lonnie Chisenhall, L (1, 9) 40 Jerry Sands, R (3, PR) (3, 9) OBP: 0.294, SLG: 0.378 OBP: 0.279, SLG: 0.357	X CH 85 0-0 ③ G4-3	B SI 89 X SI 91 1-0 1B			C SL 83 B CH 84 B CU 78 B CH 86 F SI 92 F SL 84 S CU 83 3-3 ② K		S KC 79 S FC 89 B FF 97 B KC 80 X FF 96 2-2 ② G1-3			2 2	0 0	1 0	0 0	0 0	0 1	1 0
30 Chris Johnson, R (1, 10) OBP: 0.295, SLG: 0.349		B FF 91 B FF 91 X SI 91 2-0 ① F9	C FF 91 C CU 79 D CH 84 S CH 84 1-3 ③ K		C FF 92 B CU 79 F CH 85 B FF 94 C SL 84 2-3 ③ K		B FC 91 F FF 97 S FC 90 B KC 80 S FC 89 2-3 ③ K			4	0	0	0	0	3	1
35 Abraham Almonte, S (1, 8) OBP: 0.304, SLG: 0.413		C SI 90 X CH 84 0-1 2B		B CU 78 B FF 89 C CH 83 C CU 79 X CH 84 2-2 ① G1-3		C CU 79 B FC 88 B SI 90 F CU 82 B FF 95 F CH 86 B FC 91 4-2 4 SH3 22 1B BB		T FF 96 X CH 89 0-1 ① G5-3		3	1	1	0	1	0	0
4 Mike Aviles, R (1, 7) OBP: 0.284, SLG: 0.324		B SI 91 F FF 91 B CU 79 F SI 91 F CU 80 F SI 92 B CH 85 F FF 91 F CH 86 3-2 T FF 93 K		X FF 90 0-0 11 2B 1B		X FF 92 0-0 ① SH3 1-2		B FF 97 S FF 96 S FF 97 X CU 79 1-2 ② G3-1		3	1	1	0	0	1	1
Inning Stats	R: 2 E: 0 K: 1 S: 12 H: 3 LOB: 1 BB: 0 P: 16	R: 0 E: 0 K: 1 S: 11 H: 1 LOB: 1 BB: 0 P: 16	R: 2 E: 0 K: 2 S: 14 H: 3 LOB: 1 BB: 0 P: 20	R: 2 E: 0 K: 1 S: 15 H: 2 LOB: 1 BB: 1 P: 30	R: 0 E: 0 K: 2 S: 8 H: 0 LOB: 0 BB: 0 P: 15	R: 3 E: 1 K: 0 S: 14 H: 3 LOB: 0 BB: 1 P: 27	R: 0 E: 0 K: 1 S: 12 H: 0 LOB: 0 BB: 0 P: 19	R: 0 E: 0 K: 0 S: 8 H: 0 LOB: 0 BB: 0 P: 12	R: 0 E: 0 K: 2 S: 10 H: 0 LOB: 0 BB: 0 P: 17	1B: 6 2B: 3 3B: 2 HR: 1 SF: 1 SAC: 1 DP: 0 HBP: 0						

TOP

Cleveland Indians @ Kansas City Royals

Kauffman Stadium, Kansas City, MO

Sat Sep 26 2015, 6:12 PM - 9:13 PM CDT

Att. 38,167 - Clear - 81 F

livebaseballscorecards.com

AB	36
R	9
H	12
RBI	8
BB	2
SO	10
LOB	9

WP: 1 PA: 41
PB: 0
SB: 1
CS: 1

PITCHER		IP	WLS	BF	H	R	ER	SO	BB	IBB	HBP	BLK	WP	HR	S	P	ERA	WHIP
39 Kris Medlen, R ERA: 4.3	(1, 1)	3.2	L	21	9	6	6	4	1	0	0	0	1	1	49	76	14.73	2.727
11 Jeremy Guthrie, R ERA: 5.95	(4, 1)	1.2		6	0	1	1	3	1	0	0	0	0	0	15	29	5.40	0.600
45 Franklin Morales, L ERA: 3.28	(6, 1)	0.0		2	2	0	0	0	0	0	0	0	0	0	4	9	∞	∞
44 Luke Hochevar, R ERA: 3.45	(6, 1)	1.2		5	1	2	1	1	0	0	0	0	0	0	18	29	5.40	0.600
50 Miguel Almonte, R ERA: 5.19	(8, 1)	1.0		3	0	0	0	0	0	0	0	0	0	0	8	12	0.00	0.000

PITCHER		IP	WLS	BF	H	R	ER	SO	BB	IBB	HBP	BLK	WP	HR	S	P	ERA	WHIP
62 Joba Chamberlain, R ERA: 4.73	(9, 1)	1.0		3	0	0	0	2	0	0	0	0	0	0	10	17	0.00	0.000

BOTTOM

Cleveland Indians @ Kansas City Royals

Kauffman Stadium, Kansas City, MO

Sat Sep 26 2015, 6:12 PM - 9:13 PM CDT

Att. 38,167 - Clear - 81 F

livebaseballscorecards.com

Batter	1	2	3	4	5	6	7	8	9	AB	R	H	RBI	BB	SO	LOB
4 Alex Gordon, L (1, 7) OBP: 0.379, SLG: 0.430	F CH 84 X FF 87 0-1 ① G6-3		C CH 82 B FF 88 F SI 89 X FF 90 1-2 3-H 1B	1 SAFE F SI 94 H FF 97 1-1 1-2 HBP			B SI 94 S SI 93 C CU 86 X SI 94 1-2 ① L5			3	0	1	1	0	0	0
18 Ben Zobrist, S (1, 4) OBP: 0.367, SLG: 0.466	X FC 86 0-0 HR		B FC 85 1 SAFE C FF 88 F FC 84 1 SAFE B FC 85 X SI 86 2-2 ② P6	B SI 97 X SI 96 1-0 ③ G4-3			B CU 86 X SI 94 1-0 ② G5-3			4	1	1	1	0	0	3
6 Lorenzo Cain, R (1, 8) OBP: 0.360, SLG: 0.478	C SI 88 B FC 84 X FC 85 1-1 ② G3		1 SAFE X FC 85 0-0 ③ F8		B FF 97 B FC 90 C SI 96 F FC 92 C SI 97 2-3 ① K		C CU 86 B CU 86 X CU 85 1-1 ③ G1-3			4	0	0	0	0	1	1
35 Eric Hosmer, L (1, 3) OBP: 0.365, SLG: 0.455	C FC 85 X FF 88 0-1 ③ P5			X FF 88 0-0 ① G4-3	B SL 82 S SI 96 B CU 81 X FF 96 2-1 ② L8			B FF 88 F SL 79 X SL 80 1-1 ① G3		4	0	0	0	0	0	0
25 Kendrys Morales, S (1, 10) OBP: 0.358, SLG: 0.485 16 Paulo Orlando, R (8, PR) OBP: 0.268, SLG: 0.450 (9, 10)		B FC 82 C FF 87 X CU 72 1-1 ① G3-1		X FF 88 0-0 8 2B 13 2B 1B	B FF 96 C SI 96 B CH 90 B SI 96 B SI 97 4-1 BB			F FF 89 C SL 80 H SL 82 1-2 8 G4-5-3 HBP		2 0	1 0	1 0	0 0	1 0	0 0	0 0
8 Mike Moustakas, L (1, 5) OBP: 0.347, SLG: 0.467		C SI 87 F FC 82 F FF 89 B SI 89 F FC 85 F CU 72 X FF 90 1-2 ② F7		B CH 79 S SI 86 F FF 88 B FF 89 X FC 84 2-2 1-3 13 2B 2B	C SI 97 F CU 82 X FF 97 0-2 ③ L9			C FF 90 D SL 81 B FF 88 1 SAFE F FF 89 X SL 80 2-2 ② ③ G4-5-3 1-2f		4	1	1	0	0	0	2
13 Salvador Perez, R (1, 2) OBP: 0.279, SLG: 0.425		B FF 90 F FF 90 X CU 75 1-1 ③ F7		B FF 88 X FF 89 1-0 2 1B 2-H 3-H 2B			C SI 93 X CU 86 0-1 ① G6-3		C FC 94 X SL 81 0-1 ① F7	4	1	1	2	0	0	0
15 Alex Rios, R (1, 9) OBP: 0.297, SLG: 0.369			C SI 88 X SI 89 0-1 ① F9	S FC 81 B FF 89 B FC 85 X FC 86 2-1 ② F8			C SI 94 B CU 87 X CU 85 1-1 ② F7		F FC 94 F FC 94 C FC 94 0-3 ② K	4	0	0	0	0	1	1
2 Alcides Escobar, R (1, 6) OBP: 0.297, SLG: 0.322			B SI 89 S FC 84 B FC 86 C FF 90 F FC 86 X CU 73 2-2 4 1B 3B	X SI 89 0-0 4 HBP 2-H 1B			C CU 85 S CU 86 B SI 93 B CU 86 F CU 86 C SI 95 2-3 ③ K		F FC 94 C SL 83 F FC 94 X FC 93 0-2 ③ G6-3	4	1	2	1	0	1	0
Inning Stats	R: 1 H: 1 E: 0 LOB: 0 K: 0 BB: 0 S: 7 P: 8	R: 0 H: 0 E: 0 LOB: 0 K: 0 BB: 0 S: 10 P: 13	R: 1 H: 2 E: 0 LOB: 1 K: 0 BB: 0 S: 13 P: 18	R: 3 H: 4 E: 0 LOB: 2 K: 0 BB: 0 S: 11 P: 18	R: 0 H: 0 E: 0 LOB: 1 K: 1 BB: 1 S: 9 P: 17		R: 0 H: 0 E: 0 LOB: 0 K: 1 BB: 0 S: 8 P: 11	R: 0 H: 0 E: 0 LOB: 0 K: 0 BB: 0 S: 6 P: 9	R: 0 H: 0 E: 0 LOB: 1 K: 0 BB: 0 S: 7 P: 11	R: 0 H: 0 E: 0 LOB: 0 K: 1 BB: 0 S: 9 P: 9							

PITCHER		IP	WLS	BF	H	R	ER	SO	BB	IBB	HBP	BLK	WP	HR	S	P	ERA	WHIP
43 Josh Tomlin, R ERA: 3.03	(1, 1)	3.2		18	7	5	5	0	0	0	0	0	0	1	39	53	12.27	1.909
34 Zach McAllister, R ERA: 3.02	(4, 1)	1.1	W	6	0	0	0	1	1	0	1	0	0	0	11	21	0.00	0.750
53 Jeff Manship, R ERA: 0.97	(6, 1)	2.0		6	0	0	0	1	0	0	0	0	0	0	14	20	0.00	0.000
57 Kyle Crockett, L ERA: 4.41	(8, 1)	1.0		3	0	0	0	0	0	0	1	0	0	0	7	11	0.00	0.000
27 Bryan Shaw, R ERA: 2.92	(9, 1)	1.0		3	0	0	0	1	0	0	0	0	0	0	9	9	0.00	0.000

PITCHER	IP	WLS	BF	H	R	ER	SO	BB	IBB	HBP	BLK	WP	HR	S	P	ERA	WHIP

AB	33
R	5
H	7
RBI	5
BB	1
SO	3
LOB	7

1B: 3	SF: 0	WP: 0	PA: 36
2B: 2	SAC: 0	PB: 0	
3B: 1	DP: 1	SB: 0	
HR: 1	HBP: 2	CS: 0	

Cleveland Indians @ Kansas City Royals

Kauffman Stadium, Kansas City, MO

Sun Sep 27 2015, 1:14 PM - 4:06 PM CDT

Att. 36,339 - Partly Cloudy - 77 F

TOP

livebaseballscorecards.com

Batter	1	2	3	4	5	6	7	8	9	AB	R	H	RBI	BB	SO	LOB
22 Jason Kipnis, L (1, 4) OBP: 0.373, SLG: 0.449	C FF 87 B SL 83 F FF 89 B FF 89 S SL 83 2-3 K ①			C SL 79 B FF 86 B SL 83 X FF 86 2-1 L7 ①		B FF 96 F FF 94 B CU 81 S FF 96 S FF 96 2-3 K ③			B FF 95 C FF 96 X FF 96 1-1 2B	4	0	1	0	0	2	0
12 Francisco Lindor, S (1, 6) OBP: 0.357, SLG: 0.482	C FF 88 F CH 83 F FF 88 X SL 82 0-2 G3-1 ②			X FF 87 0-0 F8 ②			X SI 94 0-0 41 F9 8 L 23 BB 1B		B FC 93 F FF 97 S FC 94 B FC 94 S KC 86 2-3 K ②	4	0	1	0	0	1	1
23 Michael Brantley, L (1, 7) OBP: 0.382, SLG: 0.484	B SL 81 F FF 89 X FF 89 1-1 F8 ③			B FF 85 F FF 87 B SL 83 C SL 82 B SL 82 B SL 82 4-2 41 S BB			B FF 94 B CH 82 S CH 82 B FF 94 1 SAFE B FF 95 4-1 1-2 BB		F FF 96 F FC 94 X FF 97 0-2 F7 ③	2	0	0	0	2	0	1
41 Carlos Santana, S (1, 3) OBP: 0.358, SLG: 0.392		X FF 87 0-0 L9 ①		C FF 86 B SL 81 B SL 81 S CH 82 F FF 87 B FF 88 F SL 82 X SL 82 3-2 G4-3 ③ 1-2			C FF 96 B FF 96 S FF 96 X CH 84 1-2 F9 ① 2-3			3	0	0	0	0	0	3
8 Lonnie Chisenhall, L (1, 9) OBP: 0.292, SLG: 0.374 1 Michael Martinez, S (8, 9) OBP: 0.333, SLG: 0.350		B FF 87 C FF 87 B FF 88 X FF 87 2-1 F8 ②			B FF 86 C FF 87 B SL 82 X FF 86 2-1 P5 ①		F FF 96 X CH 83 0-1 L ②③ 3-3			3 0	0 0	0 0	0 0	0 0	0 0	2 0
35 Abraham Almonte, S (1, 8) OBP: 0.300, SLG: 0.407		B FF 88 C FF 88 C SL 82 B SL 83 X CH 83 2-2 G4-3 ③			B SL 81 B FF 88 X FF 87 2-0 P6 ②			F FF 99 X FF 99 0-1 G6-3 ①		3	0	0	0	0	0	0
30 Chris Johnson, R (1, 10) OBP: 0.291, SLG: 0.345			B FF 87 B FF 87 F FF 87 B SL 82 F FF 87 F SL 81 X SL 81 3-2 F9 ①		C SL 82 S SL 82 X SL 82 0-2 F8 ③			B FF 99 S SI 99 B SI 99 X FF 99 2-1 F8 ②		3	0	0	0	0	0	0
11 José Ramírez, S (1, 5) OBP: 0.294, SLG: 0.337			C FF 88 B SL 82 C SL 82 X SL 82 1-2 F8 ②			C FF 95 X CH 86 0-1 P3 ①		C FF 98 B CH 89 B FF 99 F FF 99 F SL 88 F FF 100 F FF 100 X SL 89 2-2 F8 ③		3	0	0	0	0	0	0
55 Roberto Pérez, R (1, 2) OBP: 0.346, SLG: 0.379			B SL 82 B FF 88 S SL 82 S SL 84 B SL 83 S FF 88 3-3 K ③			B FF 97 C FF 95 B CU 82 C CH 87 C CU 81 2-3 K ②			C FF 94 F FF 96 F KC 84 F FF 96 B KC 85 C FC 93 1-3 K ①	3	0	0	0	0	3	0

Inning Stats	1	2	3	4	5	6	7	8	9
	R: 0 E: 0 K: 1 S: 9 H: 0 LOB: 0 BB: 0 P: 12	R: 0 E: 0 K: 0 S: 6 H: 0 LOB: 0 BB: 0 P: 10	R: 0 E: 0 K: 1 S: 10 H: 0 LOB: 0 BB: 0 P: 17	R: 0 E: 0 K: 0 S: 10 H: 0 LOB: 1 BB: 1 P: 19	R: 0 E: 0 K: 0 S: 6 H: 0 LOB: 0 BB: 0 P: 10	R: 0 E: 0 K: 2 S: 8 H: 0 LOB: 0 BB: 0 P: 12	R: 0 E: 0 K: 0 S: 7 H: 1 LOB: 1 BB: 1 P: 12	R: 0 E: 0 K: 0 S: 10 H: 0 LOB: 0 BB: 0 P: 14	R: 0 E: 0 K: 2 S: 13 H: 1 LOB: 1 BB: 0 P: 17

	AB	R	H	RBI	BB	SO	LOB
	28	0	2	0	2	6	7

1B: 1 SF: 0
2B: 2 SAC: 0
3B: 0 DP: 1
HR: 0 HBP: 0

WP: 0 PA: 30
PB: 0
SB: 1
CS: 0

PITCHER	IP	WLS	BF	H	R	ER	SO	BB	IBB	HBP	BLK	WP	HR	S	P	ERA	WHIP
32 Chris Young, R (1, 1) ERA: 3.15	5.0	W	16	0	0	0	2	1	0	0	0	0	0	41	68	0.00	0.200
41 Danny Duffy, L (6, 1) ERA: 4.16	1.0	H	3	0	0	0	2	0	0	0	0	0	0	8	12	0.00	0.000
46 Ryan Madson, R (7, 1) ERA: 2.24	1.0	H	4	1	0	0	0	1	0	0	0	0	0	7	12	0.00	2.000
40 Kelvin Herrera, R (8, 1) ERA: 2.7	1.0	H	3	0	0	0	0	0	0	0	0	0	0	10	14	0.00	0.000
17 Wade Davis, R (9, 1) ERA: 0.97	1.0	S	4	1	0	0	2	0	0	0	0	0	0	13	17	0.00	1.000

PITCHER	IP	WLS	BF	H	R	ER	SO	BB	IBB	HBP	BLK	WP	HR	S	P	ERA	WHIP

Batter	1	2	3	4	5	6	7	8	9	AB	R	H	RBI	BB	SO	LOB
2 Alcides Escobar, R (1, 6) OBP: 0.296, SLG: 0.321	X FF 95 0-0 ① L8		T SI 96 B FF 96 1 SAFE B CH 87 1 SAFE 1 SAFE B FF 97 F FF 96 3-2 ② X FF 96 1-2 1B		C SI 93 S CH 83 B SL 86 F CH 86 B CH 84 F SI 95 B CU 82 X FF 95 3-2 ① F7		1 SAFE 1 SAFE B SI 92 C SI 93 1 SAFE X SI 92 1-1 ② G4-3 1-2			4	0	1	0	0	0	1
4 Alex Gordon, L (1, 10) OBP: 0.378, SLG: 0.428	B SI 93 S FF 95 B FF 96 T FF 96 S FF 97 2-3 ② K		B CH 84 B CH 85 F FF 96 1 SAFE X FF 96 2-1 ③ F8		C CH 84 B SI 95 F FF 95 S CH 86 1-3 ② K		X SI 94 0-0 2-H 1B			4	0	1	1	0	2	1
6 Lorenzo Cain, R (1, 8) OBP: 0.363, SLG: 0.480	C FF 97 B CU 82 S CH 86 F CH 88 B FF 97 B CH 86 X FF 98 3-2 1B			C CH 82 B SI 96 B FF 95 F FF 95 B CH 86 X SI 98 3-2 35 2B 1B	S SI 95 X SL 85 0-1 1B		B SL 84 D SI 93 C SI 94 F SL 84 C SL 83 2-3 ③ K			4	1	3	0	0	1	1
35 Eric Hosmer, L (1, 3) OBP: 0.364, SLG: 0.455	1 SAFE S CH 86 F CH 86 B FF 98 F FF 97 B CH 86 S CH 87 2-3 ③ K			L SI 95 B CH 86 B CH 86 S CH 86 X FF 98 2-2 13 1B 8 G4-3 1-H 2B	B CH 84 B CH 84 C CH 86 X FF 92 2-1 ③ G4-3			C FC 85 F CU 75 B CU 75 B SI 90 F FC 83 F FC 86 X SI 91 2-2 ① G5-3		4	1	1	1	0	1	2
13 Salvador Perez, R (1, 2) OBP: 0.279, SLG: 0.423		X FF 96 0-0 ① G4-3		X FF 96 0-0 8 G4-3 2-3 1B		C SI 92 C CH 84 B SI 86 X CH 84 1-2 ① F7		B CH 77 B FC 87 B SI 91 F SI 89 C FC 86 X FC 86 3-2 ② G5-3		4	0	1	0	0	0	0
8 Mike Moustakas, L (1, 5) OBP: 0.344, SLG: 0.464		C SI 96 B CU 80 B CH 86 S CH 86 X CH 87 2-2 ② G3-1		B SI 97 F SI 97 F SI 98 F CH 89 X CH 87 1-2 ① G4-3 1-2 3-H		C SL 79 F FF 91 F FF 92 B FF 92 S SL 81 1-3 ② K		C CU 76 S FC 85 X CU 76 0-2 ③ G6-3		4	0	0	1	0	1	1
15 Alex Rios, R (1, 9) OBP: 0.295, SLG: 0.366 16 Paulo Orlando, R (8, 9) OBP: 0.268, SLG: 0.450		C FF 98 B FF 98 B SI 96 B FF 98 X FF 97 3-1 ③ F9		B SI 97 F FF 96 F FF 96 B CH 86 B CH 86 X CH 87 3-2 ② P3		C SL 83 S SL 83 S SL 84 0-3 ③ K				3 0	0 0	0 0	0 0	0 0	1 0	1 0
24 Christian Colón, R (1, 4) OBP: 0.360, SLG: 0.347			C FF 94 S SL 86 B SI 96 B FF 97 X CH 86 2-2 2 CS 1B	C FF 96 B SI 96 B SL 87 D FF 95 B SI 95 4-1 BB			C SI 92 C SL 82 X SL 83 0-2 ① G1-3			2	0	1	0	1	0	0
1 Jarrod Dyson, L (1, 7) OBP: 0.306, SLG: 0.372			L SI 96 L FF 93 X CH 86 0-2 ① F9	B CH 84 F FF 96 B SI 96 X SI 94 2-1 ③ G4-3			B SI 94 F CH 84 X SI 94 1-1 2 G4-3 4 1B 1B			3	1	1	0	0	0	3
Inning Stats	R: 0 E: 0 K: 2 S: 12 H: 1 LOB: 1 BB: 0 P: 19	R: 0 E: 0 K: 0 S: 6 H: 0 LOB: 0 BB: 0 P: 11	R: 0 E: 0 K: 0 S: 11 H: 2 LOB: 1 BB: 0 P: 18	R: 2 E: 0 K: 0 S: 17 H: 3 LOB: 2 BB: 1 P: 32	R: 0 E: 0 K: 1 S: 12 H: 1 LOB: 1 BB: 0 P: 18	R: 0 E: 0 K: 2 S: 10 H: 0 LOB: 0 BB: 0 P: 12	R: 1 E: 0 K: 1 S: 11 H: 2 LOB: 1 BB: 0 P: 15	R: 0 E: 0 K: 0 S: 11 H: 0 LOB: 0 BB: 0 P: 16		1B: 8 2B: 1 3B: 0 HR: 0 SF: 0 SAC: 0 DP: 0 HBP: 0						

BOTTOM

Cleveland Indians @ Kansas City Royals

Kauffman Stadium, Kansas City, MO

Sun Sep 27 2015, 1:14 PM - 4:06 PM CDT

Att. 36,339 - Partly Cloudy - 77 F

livebaseballscorecards.com

AB	32
R	3
H	9
RBI	3
BB	1
SO	6
LOB	10

PITCHER		IP	WLS	BF	H	R	ER	SO	BB	IBB	HBP	BLK	WP	HR	S	P	ERA	WHIP
31 Danny Salazar, R ERA: 3.51	(1, 1)	5.1	L	23	7	2	2	3	1	0	0	0	0	0	61	102	3.38	1.500
57 Kyle Crockett, L ERA: 4.32	(6, 1)	0.1		1	0	0	0	1	0	0	0	0	0	0	4	5	0.00	0.000
54 Ryan Webb, R ERA: 3.26	(6, 1)	1.1		6	2	1	1	2	0	0	0	0	0	0	14	18	6.75	1.500
65 Giovanni Soto, L ERA:	(8, 1)	1.0		3	0	0	0	0	0	0	0	0	0	0	11	16	0.00	0.000

PITCHER	IP	WLS	BF	H	R	ER	SO	BB	IBB	HBP	BLK	WP	HR	S	P	ERA	WHIP

Minnesota Twins @ Cleveland Indians

Progressive Field, Cleveland, OH

Mon Sep 28 2015, 7:11 PM - 10:10 PM EDT

Att. 10,007 - Partly Cloudy - 78 F

TOP

livebaseballscorecards.com

Batter	1	2	3	4	5	6	7	8	9	AB	R	H	RBI	BB	SO	LOB
2 Brian Dozier, R (1, 4) OBP: 0.313, SLG: 0.456	F SI 92 X SI 94 0-1 ① G6-3	C SI 92 B CU 82 B CU 83 S SL 89 B CU 83 B SI 94 4-2 1-2 BB		B SL 88 T SI 93 X SL 89 1-1 ② SF8 2-3 3-H		B SI 91 B CU 82 F SI 93 C CU 81 F SI 93 X SI 93 2-2 ③ G6-3			C SL 80 B SL 80 B FC 92 F FC 91 X SL 83 2-2 ② F7	3	0	0	1	1	0	0
32 Aaron Hicks, S (1, 8) (9, 9) OBP: 0.320, SLG: 0.402	F SI 94 F FF 92 B SL 90 B SL 89 X SI 95 2-2 ② G1-3	S CH 85 S SI 94 C SI 94 0-3 ③ K		C CU 81 B CU 81 1 SAFE B CU 81 F SL 88 F CU 83 B SI 93 S CU 82 3-3 ③ K			B FF 94 L FF 95 X FC 92 1-1 ① P6		X FC 92 0-0 ③ G3	5	0	0	0	0	2	4
7 Joe Mauer, L (1, 3) OBP: 0.340, SLG: 0.376	X SI 91 0-0 22 2B 2B		C SI 91 C CH 84 F CU 82 B SL 88 F SI 94 B CU 83 S CH 86 2-3 ① K		C CU 79 X SI 92 0-1 20 1B 1B		C FF 95 B CH 86 B FF 95 B FC 90 C FF 94 T FF 94 3-2 ② K			4	1	2	0	0	2	0
22 Miguel Sanó, R (1, 10) OBP: 0.388, SLG: 0.547	B SI 94 B SI 94 F SL 90 X FF 94 2-1 2-H 24 HR 2B		C CU 82 X SI 94 0-1 ② L9		B SI 92 B CU 81 S SL 88 C CU 82 D CU 82 X SL 89 3-2 ① F9		B SL 82 F FF 96 S CU 80 T CU 82 1-2 ③ K			4	1	1	1	0	1	1
24 Trevor Plouffe, R (1, 5) OBP: 0.308, SLG: 0.440	B SL 89 S FF 93 X SL 90 1-1 2-H HR		X SI 94 0-0 ③ G6-3		C CU 81 B SI 92 S CU 82 F SI 92 S CU 82 1-3 ② K			C SI 95 F CU 80 B FF 94 B CU 78 S FF 95 2-3 ① K		4	1	1	2	0	2	1
20 Eddie Rosario, L (1, 7) OBP: 0.290, SLG: 0.463	C SI 94 S CH 86 F SI 95 C CU 84 0-3 ③ K			X SI 92 0-0 48 F9 2 SF8 2B	S SL 87 F SL 87 X SI 93 0-2 1-2 1B			C KC 83 B FF 93 S KC 84 X FF 95 1-2 48 WP 1B		4	1	3	0	0	1	0
48 Torii Hunter, R (1, 9) OBP: 0.296, SLG: 0.415 25 Byron Buxton, R (9, 8) OBP: 0.244, SLG: 0.306		X SI 92 0-0 5 P6 2B		C SL 88 S CU 83 F CU 82 B FF 94 X CU 82 1-2 ① F9 2-3	X SL 88 0-0 ③ G4-3			1 SAFE B FF 94 C KC 82 B FF 94 F FF 94 S KC 85 2-3 ② K 1-2		4	0	1	0	0	1	4
										0	0	0	0	0	0	0
12 Chris Herrmann, L (1, 2) OBP: 0.218, SLG: 0.277 9 Eduardo Núñez, R (8, PH) OBP: 0.314, SLG: 0.423 8 Kurt Suzuki, R (8, 2) OBP: 0.301, SLG: 0.320		B SI 92 B SI 92 B SI 93 B SI 92 4-0 2 BB BB		H SL 88 1-0 2 SF8 5 BB HBP		C SL 86 B SI 90 S CU 80 F SL 87 X SL 86 1-2 ① G3-1		C KC 84 S FF 94 X FF 94 0-2 ③ F8		1	0	0	0	1	0	0
										1	0	0	0	0	0	1
										0	0	0	0	0	0	0
5 Eduardo Escobar, S (1, 6) OBP: 0.308, SLG: 0.452		C CU 81 2 SAFE X CH 84 0-1 ① ② P6 2-3		S SL 89 B SI 93 B CH 84 F SL 89 B FF 94 B SL 89 4-2 1-2 BB		S FF 90 B CH 83 B SL 86 B SI 92 F SL 87 S FF 94 3-3 ② K			C FC 92 C FC 91 F FC 92 C FC 93 0-3 ① K	3	0	0	0	1	2	2

Inning Stats																								
	R: 3	H: 3	R: 0	H: 1	R: 0	H: 0	R: 1	H: 1	R: 0	H: 2	R: 0	H: 0	R: 0	H: 0	R: 0	H: 1	R: 0	H: 0	1B: 3	SF: 1	WP: 1	PA: 38
	E: 0	LOB: 0	E: 0	LOB: 2	E: 0	LOB: 0	E: 0	LOB: 2	E: 0	LOB: 2	E: 0	LOB: 0	E: 0	LOB: 0	E: 0	LOB: 1	E: 0	LOB: 0	2B: 4	SAC: 0	PB: 0	
	K: 1	BB: 0	K: 1	BB: 2	K: 1	BB: 0	K: 1	BB: 1	K: 1	BB: 0	K: 2	BB: 0	K: 2	BB: 0	S: 12	BB: 0	K: 1	BB: 0	3B: 0	DP: 0	SB: 0	
	S: 14	P: 19	S: 8	P: 16	S: 8	P: 10	S: 13	P: 23	S: 13	P: 17	S: 11	P: 17	S: 8	P: 13		P: 17	S: 8	P: 10	HR: 1	HBP: 1	CS: 0	

PITCHER		IP	WLS	BF	H	R	ER	SO	BB	IBB	HBP	BLK	WP	HR	S	P	ERA	WHIP
28 Corey Kluber, R ERA: 3.62	(1, 1)	6.0	L	28	7	4	4	6	3	0	1	0	0	1	67	102	6.00	1.667
34 Zach McAllister, R ERA: 2.96	(7, 1)	1.1		4	0	0	0	3	0	0	0	0	0	0	11	18	0.00	0.000
37 Cody Allen, R ERA: 3.15	(8, 1)	0.2		3	1	0	0	1	0	0	0	0	1	0	9	12	0.00	1.500
27 Bryan Shaw, R ERA: 2.87	(9, 1)	1.0		3	0	0	0	1	0	0	0	0	0	0	8	10	0.00	0.000

PITCHER	IP	WLS	BF	H	R	ER	SO	BB	IBB	HBP	BLK	WP	HR	S	P	ERA	WHIP

AB	33
R	4
H	8
RBI	4
BB	3
SO	11
LOB	13

Minnesota Twins @ Cleveland Indians

Progressive Field, Cleveland, OH

Mon Sep 28 2015, 7:11 PM - 10:10 PM EDT

Att. 10,007 - Partly Cloudy - 78 F

livebaseballscorecards.com

BOTTOM

Batter	1	2	3	4	5	6	7	8	9	AB	R	H	RBI	BB	SO	LOB
22 Jason Kipnis, L (1, 4) OBP: 0.372, SLG: 0.451	C FF 85 B FF 86 F FF 87 S FF 87 1-3 ① K		X FF 84 0-0 ① P3			C FF 87 F CU 74 X FF 87 0-2 12 G6-3 3B		C FF 92 F FF 93 C FF 93 0-3 ① K		4	1	1	0	0	2	1
12 Francisco Lindor, S (1, 6) OBP: 0.356, SLG: 0.488	C FF 88 B FF 88 F FF 88 B CU 73 B FF 88 X FF 88 3-2 HR		C FF 88 B CH 83 B FF 87 F CH 82 B CU 75 X CH 81 3-2 ② G6-3			B CU 75 X CH 82 1-0 ① G6-3 3-H		C SL 81 F SL 80 S SL 81 0-3 ② K		4	1	1	2	0	1	1
23 Michael Brantley, L (1, 7) OBP: 0.379, SLG: 0.480	C FF 87 C FF 88 B CU 75 S CU 72 1-3 ② K		X FF 88 0-0 ③ G4-3			C FF 86 F FF 88 F CU 74 B CU 74 X CH 79 1-2 ② F8		C FF 94 X SL 80 0-1 ③ G3		4	0	0	0	0	1	1
41 Carlos Santana, S (1, 3) OBP: 0.356, SLG: 0.389	C FF 88 S CH 82 B CU 73 B FF 87 X CH 81 2-2 ③ G6-3			F CH 80 B FF 86 X FF 88 1-1 ① F9		C FF 92 B CU 74 B SI 93 F SI 91 F SI 93 X SI 94 2-2 ③ G4-3			B FF 93 F FF 94 F FF 94 X CU 79 1-2 ① F7	4	0	0	0	0	0	0
9 Ryan Raburn, R (1, 9) OBP: 0.390, SLG: 0.530 8 Lonnie Chisenhall, L (7, PH) OBP: 0.290, SLG: 0.372 (8, 9)		C FF 86 B FF 86 S CH 81 B CU 72 B CH 80 X CH 81 3-2 ① G5-3		C CU 74 B CH 82 B FF 87 X CH 81 2-1 ② F8			B FF 93 C FF 94 X SL 89 1-1 ① G3		F FF 94 S FF 94 X FF 93 0-2 ② P2	2 2	0 0	0 0	0 0	0 0	0 0	0 0
10 Yan Gomes, R (1, 2) OBP: 0.266, SLG: 0.389		X FF 87 0-0 35 1B 1B		C CU 74 B CH 82 X FF 87 1-1 ③ P6			F SL 89 S FF 94 B FF 94 F FF 94 B FF 94 B SL 90 X FF 93 3-2 35 FC6 1B		C CU 79 X CU 80 0-1 ③ F8	4	0	2	0	0	0	0
30 Chris Johnson, R (1, 10) OBP: 0.287, SLG: 0.340		D CH 81 S CH 80 B FF 88 S CH 81 S CH 81 2-3 ② K			C CU 73 C FF 87 B FF 87 F CH 80 X FF 88 1-2 ① G6-3		C FF 94 1 SAFE S FF 93 T FF 93 0-2 ② K			3	0	0	0	0	2	2
35 Abraham Almonte, S (1, 8) OBP: 0.300, SLG: 0.406		D CU 75 B CH 81 C FF 89 C FF 88 X CH 83 2-2 1-2 1B			B FF 86 B CU 74 F FF 88 L FF 88 X FF 88 2-2 ② F7		S CU 79 1 SAFE F SL 88 X FF 94 0-2 ③ FC6 1-2f			3	0	1	0	0	0	1
4 Mike Aviles, R (1, 5) OBP: 0.285, SLG: 0.324		B FF 88 B CH 83 B CH 82 C FF 88 F FF 88 C FF 89 3-3 ③ K			S CH 81 X FF 88 0-1 ③ F8			F FF 92 F FF 93 X FF 93 0-2 1B		3	0	1	0	0	1	2

Inning Stats										
	R: 1 E: 0 K: 2 S: 12	H: 1 LOB: 0 BB: 0 P: 19	R: 0 E: 0 K: 2 S: 13	H: 2 LOB: 2 BB: 0 P: 23	R: 0 E: 0 K: 0 S: 5	H: 0 LOB: 0 BB: 0 P: 8	R: 0 E: 0 K: 0 S: 6	H: 0 LOB: 0 BB: 0 P: 10	R: 0 E: 0 K: 0 S: 9	H: 0 LOB: 0 BB: 0 P: 12
	R: 1 E: 0 K: 0 S: 12	H: 1 LOB: 0 BB: 0 P: 16	R: 0 E: 0 K: 1 S: 12	H: 1 LOB: 1 BB: 0 P: 16	R: 0 E: 0 K: 2 S: 11	H: 1 LOB: 1 BB: 0 P: 11	R: 0 E: 0 K: 0 S: 8	H: 0 LOB: 0 BB: 0 P: 9	1B: 4 2B: 0 3B: 1 HR: 1	SF: 0 SAC: 0 DP: 0 HBP: 0

	AB	33
	R	2
	H	6
	RBI	2
	BB	0
	SO	7
	LOB	8

WP: 0 PB: 0 SB: 0 CS: 0 PA: 33

PITCHER		IP	WLS	BF	H	R	ER	SO	BB	IBB	HBP	BLK	WP	HR	S	P	ERA	WHIP
33 Tommy Milone, L ERA: 4.04	(1, 1)	5.2	W	21	4	2	2	4	0	0	0	0	0	1	53	82	3.18	0.706
36 Blaine Boyer, R ERA: 2.25	(6, 1)	0.1	H	1	0	0	0	0	0	0	0	0	0	0	4	6	0.00	0.000
50 Casey Fien, R ERA: 3.61	(7, 1)	1.0	H	4	1	0	0	1	0	0	0	0	0	0	12	16	0.00	1.000
15 Glen Perkins, L ERA: 3.23	(8, 1)	1.0	H	4	1	0	0	2	0	0	0	0	0	0	11	11	0.00	1.000
49 Kevin Jepsen, R ERA: 2.39	(9, 1)	1.0	S	3	0	0	0	0	0	0	0	0	0	0	8	9	0.00	0.000

PITCHER	IP	WLS	BF	H	R	ER	SO	BB	IBB	HBP	BLK	WP	HR	S	P	ERA	WHIP

Batter	1	2	3	4	5	6	7	8	9	AB	R	H	RBI	BB	SO	LOB
2 Brian Dozier, R (1, 4) OBP: 0.311, SLG: 0.453	X FF 95 0-0 ① F8		C SI 94 X SI 94 0-1 ③ G5-3		B FF 91 B FC 88 C FF 91 X FF 90 2-1 ① F7		1 SAFE B FC 88 C FF 91 1 SAFE B FC 88 X FF 91 2-1 ② F7		C FF 94 C FC 90 B FC 88 C FF 93 1-3 ① K	5	0	0	0	0	1	1
7 Joe Mauer, L (1, 3) OBP: 0.341, SLG: 0.383	B FF 94 B CH 85 C FF 93 B SI 94 F FF 94 X FF 95 3-2 HR			C SI 94 C SL 86 X SL 89 0-2 22 1B 24 1B 2B	F FF 93 B FF 90 B CH 87 X SI 94 2-1 ② G5-3		**B FF 91** **F CH 85** **F FF 92** 1 SAFE 1 SAFE D CU 81 X SI 92 2-2 ③ G6-3		C FF 93 B FC 88 C FF 93 S FC 89 1-3 ② K	5	2	2	1	0	1	1
22 Miguel Sanó, R (1, 10) OBP: 0.389, SLG: 0.542	F FF 95 B CU 87 C FF 94 F SL 89 F FF 96 X CH 86 1-2 ② G5-3			F FF 95 S CU 82 X SI 94 0-2 20 BB 24 1B 48 2B **2-3** 1B	B FC 88 B FF 91 X FF 90 2-0 ③ L9			B SI 91 F SI 91 C SI 93 B CU 84 B CU 84 B SI 92 4-2 9 1B 20 1B BB	C FC 88 S FF 94 F FF 93 S FC 88 0-3 ③ K	4	1	1	0	1	1	0
24 Trevor Plouffe, R (1, 5) OBP: 0.307, SLG: 0.438	C FF 94 B CU 81 S SI 93 F FF 95 C SL 87 1-3 ③ K			X SL 86 0-0 20 BB 48 2B **1-2** **3-H** 1B		X FF 92 0-0 ① L9		F FF 92 F SI 92 S SI 92 0-3 ① K		4	1	1	1	0	2	1
20 Eddie Rosario, L (1, 7) OBP: 0.292, SLG: 0.462		F FF 92 B FF 94 B CH 87 F CH 87 F SL 88 F FF 94 F CU 83 F FF 95 F CH 87 2-3 S CH 80 ① K		C CH 84 B CH 87 B FF 94 B SI 95 B FF 94 4-1 48 2B **1-2** **2-3** BB		C SI 90 C CH 86 X CH 85 1-1 ② F8		B SI 92 S SI 92 X SI 91 1-1 9 1B **1-2** 1B		3	1	1	0	1	1	0
48 Torii Hunter, R (1, 9) 32 Aaron Hicks, S (8, 9) OBP: 0.295, SLG: 0.415 OBP: 0.320, SLG: 0.402		S SL 88 F SL 89 S CH 88 0-3 ② K		C SL 87 B FF 93 X SI 93 1-1 25 G5-3 **1-H** **2-H** **3-H** 2B		F FF 93 F FF 92 X CU 82 0-2 ③ G1-3		C SI 93 B CU 83 C SI 92 S CU 86 1-3 ② K		4 0	0 0	1 0	3 0	0 0	2 0	2 0
9 Eduardo Núñez, R (1, 6) OBP: 0.323, SLG: 0.432		X FF 95 0-0 ③ P3		B FF 92 B SL 83 B FF 92 C FF 92 F FF 91 B SL 87 4-2 BB			C FF 91 B CU 81 F FF 91 B FF 92 B FF 92 X FC 89 3-2 25 S 25 1B 2B	B SI 92 C SI 92 F SI 93 B SI 94 F SI 92 B SI 92 X SI 93 3-2 **1-2** **2-3** 1B		3	1	2	0	1	0	0
8 Kurt Suzuki, R (1, 2) OBP: 0.298, SLG: 0.317			C FF 94 B SI 93 C CU 86 B SL 88 S SI 94 2-3 ① K	X SI 91 0-0 ① L7			F FF 91 S FF 91 F CU 80 F FC 87 D CU 80 B FF 92 S FC 89 2-3 ① K	F SI 92 F SI 92 D CU 84 D CU 85 S FF 92 2-3 ③ K		4	0	0	0	0	3	6
25 Byron Buxton, R (1, 8) OBP: 0.252, SLG: 0.336			C FF 95 S CH 86 S SL 87 0-3 ② K	F SI 90 X SI 89 0-1 ② ③ G5-3 **2-3f**			C FF 91 B FC 89 X FF 92 1-1 **2-H** 1B		B FF 92 F FF 93 B FF 93 X FF 92 2-1 HR	4	1	2	2	0	1	2
Inning Stats	R: 1 E: 0 K: 1 S: 13 H: 1 LOB: 0 BB: 0 P: 18	R: 0 E: 0 K: 2 S: 12 H: 0 LOB: 0 BB: 0 P: 14	R: 0 E: 0 K: 2 S: 8 H: 0 LOB: 0 BB: 0 P: 10	R: 4 E: 0 K: 0 S: 15 H: 4 LOB: 1 BB: 2 P: 24	R: 0 E: 0 K: 0 S: 5 H: 0 LOB: 0 BB: 0 P: 11	R: 0 E: 0 K: 0 S: 6 H: 0 LOB: 0 BB: 0 P: 7	R: 1 E: 0 K: 1 S: 15 H: 2 LOB: 1 BB: 0 P: 25	R: 0 E: 0 K: 3 S: 17 H: 2 LOB: 3 BB: 1 P: 28	R: 1 E: 0 K: 3 S: 12 H: 1 LOB: 0 BB: 0 P: 16	1B: 5 2B: 3 3B: 0 HR: 2 SF: 0 SAC: 0 DP: 1 HBP: 0						WP: 0 PB: 0 SB: 1 CS: 0 PA: 39	

TOP

Minnesota Twins @ Cleveland Indians

Progressive Field, Cleveland, OH

Wed Sep 30 2015, 4:11 PM - 7:16 PM EDT

Overcast - 62 F

livebaseballscorecards.com

AB	36
R	7
H	10
RBI	7
BB	3
SO	12
LOB	13

PITCHER		IP	WLS	BF	H	R	ER	SO	BB	IBB	HBP	BLK	WP	HR	S	P	ERA	WHIP
59 Carlos Carrasco, R ERA: 3.63	(1, 1)	3.0	L	16	5	5	5	5	2	0	0	0	0	1	45	63	15.00	2.333
54 Ryan Webb, R ERA: 3.2	(4, 1)	1.0		2	0	0	0	0	0	0	0	0	0	0	3	3	0.00	0.000
26 Gavin Floyd, R ERA: 2.7	(5, 1)	3.0		11	2	1	1	1	0	0	0	0	0	0	26	43	3.00	0.667
20 C.C. Lee, R ERA: 5.4	(8, 1)	1.0		6	2	0	0	3	1	0	0	0	0	0	17	28	0.00	3.000
51 Shawn Armstrong, R ERA: 2.25	(9, 1)	1.0		4	1	1	1	3	0	0	0	0	0	1	12	16	9.00	1.000

PITCHER	IP	WLS	BF	H	R	ER	SO	BB	IBB	HBP	BLK	WP	HR	S	P	ERA	WHIP

Batter	1	2	3	4	5	6	7	8	9	AB	R	H	RBI	BB	SO	LOB
22 Jason Kipnis, L (1, 4) OBP: 0.374, SLG: 0.455	C FF 90 B CU 80 B CU 82 X SI 88 2-1 ① G4-3		C CU 82 B FF 90 X FF 91 1-1 1B		C CH 82 C SL 84 B SL 85 X SL 82 1-2 2B		C SI 92 B FF 94 X SL 86 1-1 1-2 2-H 1B			4	0	3	1	0	0	0
11 José Ramírez, S (1, 5) OBP: 0.290, SLG: 0.332	F SI 90 B CU 82 B SI 89 B CH 86 C SI 90 F FF 90 C SI 89 3-3 ② K		1 SAFE 1 SAFE B CU 79 D CH 81 B SI 90 C SI 90 1 SAFE X SI 89 3-1 ③ F9		D CH 83 B SI 92 F FF 92 B SI 91 F SI 91 F SI 92 S SI 91 3-3 ③ K		C SI 89 S SI 89 F FF 90 B FF 89 F SL 85 B SI 90 X FF 89 2-2 ②③ L5-4 2-2			4	0	0	0	0	2	4
12 Francisco Lindor, S (1, 6) OBP: 0.360, SLG: 0.489	C SL 83 S SL 83 B FF 92 X SL 83 1-2 41 S 1B			C SI 90 B FF 90 B SI 89 B SI 88 X SI 90 3-1 41 S 1B		C CH 83 B CU 77 B SI 90 B SI 90 F SI 91 B SI 90 4-2 41 G3-1 BB		C FF 94 B SL 89 S SL 88 B FF 95 F SL 89 X SL 89 2-2 ① G5-3		3	0	2	0	1	0	0
41 Carlos Santana, S (1, 10) OBP: 0.353, SLG: 0.386	C SI 88 B FF 90 B FF 90 C CH 82 B SI 90 X SI 91 3-2 ③ G4-3 1-2			1 SAFE F SI 90 1 SAFE C SI 90 X SL 82 0-2 ① P1 1-2		1 SAFE X SI 89 0-0 ① G3-1 1-2		C FF 93 F SL 87 C FF 94 0-3 ② K		4	0	0	0	0	1	3
10 Yan Gomes, R (1, 2) OBP: 0.266, SLG: 0.387		B FF 91 F CU 82 S SI 89 S SL 84 1-3 ① K		B SI 91 C SI 91 F SI 90 S SL 83 1-3 ② K		F SL 83 D SL 84 D SL 83 S CH 83 1-3 ② K		F CU 79 F SL 89 F SL 86 X FF 93 0-2 1B		4	0	1	0	0	3	2
35 Abraham Almonte, S (1, 8) OBP: 0.300, SLG: 0.400		B CU 81 S CU 81 B FF 91 C SI 90 S CH 81 2-3 ② K		B FF 92 B SI 91 D CH 82 C FF 91 B SI 90 4-1 BB		S CH 83 F CU 82 F FF 91 D CU 78 B SI 90 S CH 82 2-3 ③ K		C CU 78 X SL 87 0-1 ③ G4-3		3	0	0	0	1	2	2
40 Jerry Sands, R (1, 9) OBP: 0.278, SLG: 0.353		C CU 81 F SI 91 S SL 84 0-3 ③ K		B SL 83 C CU 82 B SI 92 S SI 90 D CH 82 X SI 91 3-2 ③ G6-3			B FF 92 C FF 91 X SL 85 1-1 36 1B 22 1B 1B		C SI 93 X SI 93 0-1 ① G6-3	4	1	1	0	0	1	2
36 Jesús Aguilar, R (1, 3) OBP: 0.286, SLG: 0.231			B FF 90 C CU 82 F SI 90 S CH 82 1-3 ① K		B SI 90 X SI 90 1-0 ① G5-3		C FF 92 X FF 91 0-1 11 L5-4 22 1B 1-2 1B		B SI 94 C SI 93 B SL 82 F SI 94 X SL 82 2-2 ② F8	4	0	1	0	0	1	0
4 Mike Aviles, R (1, 7) OBP: 0.281, SLG: 0.319			B SL 83 S SL 83 F SI 90 X CH 83 1-2 ② F7		B SI 84 X SI 91 1-0 ② F8		C SL 87 B SL 87 B SL 86 X FF 91 2-1 ① F5		C SI 94 B SL 82 X SI 94 1-1 ③ G6-3	4	0	0	0	0	0	2
Inning Stats	R: 0 H: 1 E: 0 LOB: 1 K: 1 BB: 0 S: 12 P: 21	R: 0 H: 0 E: 0 LOB: 0 K: 3 BB: 0 S: 9 P: 12	R: 0 H: 1 E: 0 LOB: 1 K: 1 BB: 0 S: 10 P: 16	R: 0 H: 1 E: 0 LOB: 2 K: 1 BB: 1 S: 12 P: 23	R: 0 H: 1 E: 0 LOB: 1 K: 1 BB: 0 S: 9 P: 15	R: 0 H: 0 E: 0 LOB: 1 K: 2 BB: 1 S: 10 P: 17	R: 1 H: 3 E: 0 LOB: 1 K: 0 BB: 0 S: 13 P: 19	R: 0 H: 1 E: 0 LOB: 1 K: 1 BB: 0 S: 13 P: 15	R: 0 H: 0 E: 0 LOB: 0 K: 0 BB: 0 S: 7 P: 10	1B: 7 SF: 0 2B: 2 SAC: 0 3B: 0 DP: 1 HR: 0 HBP: 0						

PITCHER		IP	WLS	BF	H	R	ER	SO	BB	IBB	HBP	BLK	WP	HR	S	P	ERA	WHIP
44 Kyle Gibson, R ERA: 3.84	(1, 1)	6.0	W	24	4	0	0	9	2	0	0	0	0	0	62	104	0.00	1.000
36 Blaine Boyer, R ERA: 2.38	(7, 1)	0.1		4	3	1	1	0	0	0	0	0	0	0	8	12	27.00	9.000
55 Neal Cotts, L ERA: 3.41	(7, 1)	0.2		1	0	0	0	0	0	0	0	0	0	0	5	7	0.00	0.000
50 Casey Fien, R ERA: 3.55	(8, 1)	1.0		4	1	0	0	1	0	0	0	0	0	0	13	15	0.00	1.000
59 Michael Tonkin, R ERA: 3.8	(9, 1)	1.0		3	0	0	0	0	0	0	0	0	0	0	7	10	0.00	0.000

PITCHER	IP	WLS	BF	H	R	ER	SO	BB	IBB	HBP	BLK	WP	HR	S	P	ERA	WHIP

BOTTOM

Minnesota Twins @ Cleveland Indians

Progressive Field, Cleveland, OH

Wed Sep 30 2015, 4:11 PM - 7:16 PM EDT

Overcast - 62 F

livebaseballscorecards.com

AB	34
R	1
H	8
RBI	1
BB	2
SO	10
LOB	15

WP: 0 PA: 36
PB: 0
SB: 2
CS: 0

Minnesota Twins @ Cleveland Indians

Progressive Field, Cleveland, OH

Wed Sep 30 2015, 7:50 PM - 10:42 PM EDT

Att. 10,228 - Partly Cloudy - 61 F

livebaseballscorecards.com

TOP

Batter	1	2	3	4	5	6	7	8	9	AB	R	H	RBI	BB	SO	LOB
2 Brian Dozier, R (1, 4) OBP: 0.309, SLG: 0.450	X CU 92 0-0 ① P3		L CU 92 D CU 90 X CU 89 1-1 ② F9			C CU 87 F CU 79 F CU 92 X CH 82 0-2 ① P3		B FF 94 B FF 94 X FF 94 2-0 ① F9		4	0	0	0	0	0	1
7 Joe Mauer, L (1, 3) OBP: 0.340, SLG: 0.381	B CU 93 F CU 92 B CU 93 F CH 85 B CU 83 F CH 85 F CU 92 X CU 90 3-2 ② P6		B CU 93 F CU 92 B CH 84 B CU 90 B CU 92 4-1 1-2 BB			B CH 90 B CU 91 C CU 92 S CH 89 F CH 82 F CU 88 X CU 92 2-2 ② G4-3		C FF 94 B CU 80 X FF 95 1-1 ② G6-3		3	0	0	0	1	0	0
22 Miguel Sanó, R (1, 10) OBP: 0.390, SLG: 0.551	B CU 90 B CU 94 X CU 93 2-0 ③ F8		X CU 89 0-0 ③ F8			B CU 90 F CU 90 S CH 83 B CU 93 B CU 83 B CU 90 4-2 24 1B BB		C SL 90 F SL 90 B FF 94 B CU 81 B FF 96 X SI 95 3-2 HR		3	1	1	1	1	0	2
24 Trevor Plouffe, R (1, 5) OBP: 0.307, SLG: 0.437		L CH 90 X CH 88 0-1 ① G1-3		B CH 87 C CU 91 C CU 79 S CH 83 1-3 ① K		X CU 92 0-0 1-2 1B		C SL 90 B SL 91 S SL 83 C FF 96 1-3 ③ K		4	0	1	0	0	2	0
20 Eddie Rosario, L (1, 7) OBP: 0.292, SLG: 0.467		B CH 90 X CH 83 1-0 ② L9		B CH 89 B CU 91 F CU 91 B CH 82 X CU 92 3-1 ② L6		X CU 82 0-0 ③ G1-3			F FF 97 B FF 98 B SL 90 X FF 95 2-1 HR	4	1	1	1	0	0	2
48 Torii Hunter, R (1, 9) OBP: 0.295, SLG: 0.415 67 Max Kepler, L (9, PH)		C CU 92 X CU 92 0-1 1B		X CH 88 0-0 F8			C CU 91 B CU 88 F CU 77 F CU 82 X CU 82 1-2 ① G6-3		B FF 97 B FF 97 B FF 96 C FF 96 F FF 96 S FF 96 3-3 ① K	3 1	0 0	1 0	0 0	0 0	0 1	0 0
32 Aaron Hicks, S (1, 8) OBP: 0.319, SLG: 0.398		X CH 90 0-0 ③ F7			B CU 91 B CU 90 C CH 91 C CU 80 F CH 88 X CU 82 2-2 ① G4-3		S CU 91 B CH 90 B CU 83 B CH 88 B CU 92 4-1 BB		C FF 95 B CH 88 X CH 88 1-1 ② G4-3	3	0	0	0	1	0	1
12 Chris Herrmann, L (1, 2) OBP: 0.214, SLG: 0.272 39 Danny Santana, S (7, PH) OBP: 0.235, SLG: 0.289 26 Eric Fryer, R (7, 2) OBP: 0.304, SLG: 0.300			C CU 91 F CU 90 B CU 92 S CU 82 1-3 ① K		B CH 90 S CH 89 B CU 80 X CU 92 2-1 ② G1-3		B CU 82 X CH 90 1-0 ② F7		F FF 96 S FF 96 X SL 86 0-2 2B	2 1 1	0 0 0	0 0 1	0 0 0	0 0 0	1 0 0	0 1 0
5 Eduardo Escobar, S (1, 6) OBP: 0.307, SLG: 0.448			B CH 90 C CU 92 B CU 80 F CU 89 B CH 83 B CU 90 4-2 7 BB BB		B CU 91 C CU 93 F CU 93 F CU 81 X CU 80 1-2 ③ F9		F CH 90 F CU 89 X CU 82 0-2 ③ G6-3		B CH 89 X FF 97 1-0 ③ G4-3	3	0	0	0	1	0	2

	AB	32
	R	2
	H	5
	RBI	2
	BB	4
	SO	4
	LOB	9

Inning Stats	1	2	3	4	5	6	7	8	9			
	R: 0 E: 0 K: 0 S: 7	H: 0 LOB: 0 BB: 0 P: 12	R: 0 E: 0 K: 0 S: 6	H: 1 LOB: 1 BB: 0 P: 7	R: 0 E: 0 K: 1 S: 9	H: 0 LOB: 2 BB: 2 P: 19	R: 0 E: 0 K: 1 S: 6	H: 0 LOB: 0 BB: 0 P: 10	R: 0 E: 0 K: 0 S: 10	H: 0 LOB: 0 BB: 0 P: 15	R: 0 E: 0 K: 0 S: 13	H: 1 LOB: 2 BB: 1 P: 19
	R: 0 E: 0 K: 0 S: 9	H: 0 LOB: 1 BB: 1 P: 15	R: 1 E: 0 K: 1 S: 9	H: 1 LOB: 0 BB: 0 P: 16	R: 1 E: 0 K: 1 S: 11	H: 2 LOB: 1 BB: 0 P: 18	1B: 2 2B: 1 3B: 0 HR: 2	SF: 0 SAC: 0 DP: 0 HBP: 0	WP: 0 PB: 0 SB: 0 CS: 0	PA: 36		

PITCHER		IP	WLS	BF	H	R	ER	SO	BB	IBB	HBP	BLK	WP	HR	S	P	ERA	WHIP
56 Cody Anderson, R ERA: 3.05	(1, 1)	7.0	W	27	2	0	0	2	4	0	0	0	0	0	60	97	0.00	0.857
34 Zach McAllister, R ERA: 3.04	(8, 1)	1.0		4	1	1	1	1	0	0	0	0	0	1	9	16	9.00	1.000
49 Austin Adams, R ERA: 3.78	(9, 1)	1.0		5	2	1	1	1	0	0	0	0	0	1	11	18	9.00	2.000

PITCHER	IP	WLS	BF	H	R	ER	SO	BB	IBB	HBP	BLK	WP	HR	S	P	ERA	WHIP

BOTTOM

Minnesota Twins @ Cleveland Indians

Progressive Field, Cleveland, OH

Wed Sep 30 2015, 7:50 PM - 10:42 PM EDT

Att. 10,228 - Partly Cloudy - 61 F

Batter	1	2	3	4	5	6	7	8	9	AB	R	H	RBI	BB	SO	LOB
22 Jason Kipnis, L (1, 10) OBP: 0.373, SLG: 0.452	B SI 94 X SI 92 1-0 L5 ①	B SI 95 C SI 92 F SI 93 F CU 82 F SL 84 B SI 94 X SI 93 2-2 L6 ②		C SL 79 X SI 91 0-1 E4 12 S 12 HR		C FF 90 F SL 80 S SL 81 0-3 K ①		I IN 73 I IN 73 I IN 73 I IN 72 4-0 11 HR IBB		4	2	0	0	1	1	1
11 José Ramírez, S (1, 4) OBP: 0.295, SLG: 0.348	C SI 92 B SI 94 F SI 94 B SI 95 B SI 94 F SI 94 B SI 95 4-2 41 1B BB	B SI 93 F FF 93 B SI 93 X SI 93 2-1 12 1B 41 WP 2-H 2B		C SI 88 F SI 90 F SL 80 X SL 80 0-2 P5 ①		C FF 91 B CH 83 F FF 91 B CH 84 B SL 76 X FF 91 3-2 P6 ②		B CU 80 X SI 90 1-0 1-H 2-H HR		4	2	2	4	1	0	1
12 Francisco Lindor, S (1, 6) OBP: 0.360, SLG: 0.496	1 SAFE 1 SAFE 1 SAFE B SI 92 C CU 69 F FF 91 X CU 80 1-2 L7 ②	X CU 80 0-0 41 WP 41 1B 2-3 1B		B CU 73 B SI 89 F SI 90 X SI 90 2-1 1-H HR		B CH 80 S SL 76 B SL 77 C FF 91 X SL 81 2-2 P3 ③		B CU 80 F FF 90 C CU 72 C CU 73 1-3 K ③		5	2	2	2	0	1	1
41 Carlos Santana, S (1, 3) OBP: 0.354, SLG: 0.387	C SI 92 X FF 92 0-1 8 BB 1-3 1B	B SI 92 C FF 92 B CU 80 B SI 93 X SI 92 3-1 8 CS 1-H 3-H 1B		B CH 84 C SI 90 B CU 72 F CH 89 S CH 89 2-3 K ②			B FF 90 S FF 90 B CU 73 B SL 90 X SI 90 3-1 G4-3 ①			4	0	2	1	0	1	0
8 Lonnie Chisenhall, L (1, 9) OBP: 0.292, SLG: 0.372	C FF 93 B SI 92 C CU 79 B SI 94 1 SAFE B SI 94 B SI 94 4-2 1-2 BB	B SI 91 B SL 92 2-0 CS ③ 1-2	C CU 80 T SI 93 X CH 87 0-2 30 G1-3 45 1B 1B	C SL 79 S SL 90 B SL 80 F CU 72 B SL 81 X SI 89 2-2 F7 ③			C FF 89 S CU 80 S CU 73 0-3 K ②			3	1	1	0	1	1	0
30 Chris Johnson, R (1, 5) OBP: 0.283, SLG: 0.335	X SI 95 0-0 G5-3 ③		F SI 93 B SI 93 X SI 91 1-1 G1-3 ① 1-2		B CH 88 B CU 75 F FF 88 F CH 88 B CH 88 F FF 88 X CU 76 3-2 G1-3 ①		F FF 91 B CU 80 C CU 80 S CU 74 1-3 K ③			4	0	0	0	0	1	4
35 Abraham Almonte, S (1, 8) OBP: 0.307, SLG: 0.416		B SI 92 B SI 94 X SI 94 2-0 1 E 2B	C SL 92 X SI 91 0-1 G5-3 ②	X CH 87 0-0 1B				F FF 90 B CU 79 X CU 80 1-1 11 HR 2B		4	2	3	0	0	0	1
45 Adam Moore, R (1, 2) OBP: 0.250, SLG: 0.250		C SI 93 F SI 93 S FF 94 0-3 K ①	B SL 81 B SL 93 F SL 93 B SL 94 S SL 93 X SL 94 3-2 2-H 1B	F CH 86 X CH 87 0-1 F8 ②				F SI 89 B SI 90 C CU 73 S CU 74 1-3 K ①		4	0	1	1	0	2	3
1 Michael Martinez, S (1, 7) OBP: 0.320, SLG: 0.333		X CU 71 0-0 E8 11 2B 2-H 1B	B CH 87 X SI 88 1-0 G6-3 ③	B CH 86 X CU 75 1-0 G4-3 ③				F FF 90 B FF 90 B CU 72 F SI 89 S CU 73 2-3 K ②		4	1	1	1	0	1	3
Inning Stats	R: 0 E: 0 K: 0 S: 12 H: 1 LOB: 3 BB: 2 P: 22	R: 4 E: 1 K: 1 S: 15 H: 5 LOB: 0 BB: 0 P: 26	R: 1 E: 0 K: 0 S: 11 H: 2 LOB: 1 BB: 0 P: 16	R: 2 E: 1 K: 1 S: 15 H: 1 LOB: 0 BB: 0 P: 21	R: 0 E: 0 K: 0 S: 8 H: 1 LOB: 1 BB: 0 P: 12	R: 0 E: 0 K: 1 S: 9 H: 0 LOB: 0 BB: 0 P: 14	R: 0 E: 0 K: 2 S: 8 H: 0 LOB: 0 BB: 0 P: 12	R: 3 E: 0 K: 3 S: 12 H: 2 LOB: 0 BB: 1 P: 22		1B: 7 2B: 3 3B: 0 HR: 2 SF: 0 SAC: 0 DP: 0 HBP: 0				WP: 1 PB: 0 SB: 1 CS: 1 PA: 40		

	AB	36
	R	10
	H	12
	RBI	9
	BB	3
	SO	8
	LOB	14

livebaseballscorecards.com

PITCHER		IP	WLS	BF	H	R	ER	SO	BB	IBB	HBP	BLK	WP	HR	S	P	ERA	WHIP
37 Mike Pelfrey, R ERA: 4.26	(1, 1)	1.2	L	13	6	4	4	1	2	0	0	0	1	0	27	46	21.60	4.800
62 J.R. Graham, R ERA: 5.05	(2, 1)	1.0		4	2	1	1	0	0	0	0	0	0	0	10	16	9.00	2.000
52 Brian Duensing, L ERA: 4.47	(3, 1)	1.1		6	1	2	1	1	0	0	0	0	0	1	16	23	6.75	0.750
45 Phil Hughes, R ERA: 4.4	(5, 1)	1.0		4	1	0	0	0	0	0	0	0	0	0	8	12	0.00	1.000
61 Ryan O'Rourke, L ERA: 6.2	(6, 1)	1.0		3	0	0	0	1	0	0	0	0	0	0	9	14	0.00	0.000

PITCHER		IP	WLS	BF	H	R	ER	SO	BB	IBB	HBP	BLK	WP	HR	S	P	ERA	WHIP
47 Ricky Nolasco, R ERA: 5.97	(7, 1)	2.0		9	2	3	3	5	0	1	0	0	0	1	20	34	13.50	1.000

Batter	1	2	3	4	5	6	7	8	9	AB	R	H	RBI	BB	SO	LOB
2 Brian Dozier, R (1, 4) OBP: 0.309, SLG: 0.448	B FF 91 F FF 90 C FF 92 F KC 76 B SI 92 F FF 92 S FC 86 2-3 ① **K**			C FC 83 B KC 73 F FF 91 B KC 76 X SI 91 2-2 ① **G6-3**		F FF 91 F KC 74 B SI 92 B FC 85 B KC 77 X FC 85 3-2 ② **G6-3**		C FC 91 D SL 81 D SL 80 B FC 91 C FC 91 X FC 91 3-2 7 G4-6-3 **1B** 2-3		4	0	1	0	0	1	0
7 Joe Mauer, L (1, 3) OBP: 0.339, SLG: 0.382	B CH 85 C SI 90 T CH 85 X SI 91 1-2 ② **L5**			B KC 73 C KC 73 B CH 85 C FC 87 B FF 91 X SI 90 3-2 24 2B **2B**		B FF 91 F FF 90 B FC 87 X FC 85 2-1 ③ **G3-1**		B FF 94 C FF 95 S KC 84 X KC 84 1-2 ②③ **G4-6-3** 1-2f		4	1	1	0	0	0	2
22 Miguel Sanó, R (1, 10) OBP: 0.385, SLG: 0.543	C FC 85 B FF 91 B KC 75 F FC 85 B SI 93 C SI 92 3-3 ③ **K**			S FC 85 C FC 85 D KC 76 F SI 92 X FC 86 1-2 ② **G5-3**			B KC 74 X FF 89 1-0 ① **F9**		B KC 85 B KC 83 X FF 94 2-0 ① **F8**	4	0	0	0	0	1	1
24 Trevor Plouffe, R (1, 5) OBP: 0.310, SLG: 0.439 9 Eduardo Núñez, R (9, PR) OBP: 0.323, SLG: 0.432 (9, 5)		C FF 91 F KC 74 B FF 92 B SI 92 F SI 92 B KC 76 F SI 91 B FC 86 4-2 48 G6-4-3 **BB**		B FF 91 B FC 84 X FC 83 2-0 **2-H** **2B**			B KC 74 B FF 89 B FF 90 F FC 88 B FF 91 4-1 **BB**		B FF 94 F FF 94 B KC 84 F FF 94 X FF 94 2-2 **E4** 20 1B 48 WP	2 0	0 1	1 0	1 0	2 0	0 0	0 0
20 Eddie Rosario, L (1, 7) OBP: 0.292, SLG: 0.465		X CH 86 0-0 ① **P6**		C CH 85 X CH 84 0-1 ③ **G3-1**			S FC 87 F FC 84 X CH 89 0-2 ② **F7**		1 SAFE B FF 93 F FF 93 1 SAFE 1 SAFE X FF 92 1-1 48 WP 48 SF9 **1B** 1-3	4	1	1	0	0	0	3
48 Torii Hunter, R (1, 9) OBP: 0.293, SLG: 0.412 25 Byron Buxton, R (9, 8) OBP: 0.252, SLG: 0.336		B FF 90 X FC 86 1-0 ②③ **G6-4-3** 1-2f			B FC 89 B FC 83 X FF 90 2-0 ① **L8**		X FF 90 0-0 ③ **P4**		D KC 83 S KC 84 D KC 84 F FF 93 F FF 93 B KC 84 X FF 94 3-2 ② **SF9** 2-H 3-H	3 0	0 0	0 0	1 0	0 0	0 0	2 0
32 Aaron Hicks, S (1, 8) OBP: 0.319, SLG: 0.395 (9, 9)			B FF 89 B CH 83 B FF 90 C FF 90 B CH 89 4-1 8 G6-3 **BB**		B FC 90 C FC 84 B FC 85 X SI 90 2-1 ② **L7**			C FC 91 B FC 91 B FC 91 B FC 92 C FC 92 X FC 92 3-2 ① **G5-3**	B KC 82 B FF 94 F FF 93 B FF 93 X FF 94 3-1 ③ **F8**	3	0	0	0	1	0	1
8 Kurt Suzuki, R (1, 2) OBP: 0.297, SLG: 0.315 39 Danny Santana, S (8, PH) OBP: 0.238, SLG: 0.289 12 Chris Herrmann, L (8, 2) OBP: 0.214, SLG: 0.272			B FF 88 C SI 90 1 SAFE C FC 84 X SI 91 1-2 ①② **G6-3** 1-2f		C FF 91 F FC 91 C FC 87 0-3 ③ **K**			B FC 93 F FC 91 B FC 92 F FC 92 B FC 92 B FC 91 4-2 5 2B **BB**		2 0 0	0 1 0	0 0 0	0 1 0	1 0 0	1 0 0	1 0 0
5 Eduardo Escobar, S (1, 6) OBP: 0.307, SLG: 0.450			X CH 83 0-0 ③ **F7**			C CU 84 X CH 90 0-1 ① **F7**		1 SAFE 1 SAFE B FC 89 C FC 91 X FC 90 1-1 2 1B **2B** 1-H		3	0	1	1	0	0	0
Inning Stats	R: 0 E: 0 K: 2 S: 11 H: 0 LOB: 0 BB: 0 P: 17	R: 0 E: 0 K: 0 S: 6 H: 0 LOB: 0 BB: 1 P: 11	R: 0 E: 0 K: 0 S: 5 H: 0 LOB: 0 BB: 1 P: 10	R: 1 E: 0 K: 0 S: 13 H: 2 LOB: 1 BB: 0 P: 21	R: 0 E: 0 K: 1 S: 6 H: 0 LOB: 0 BB: 0 P: 10	R: 0 E: 0 K: 0 S: 7 H: 0 LOB: 0 BB: 0 P: 12	R: 0 E: 0 K: 0 S: 6 H: 0 LOB: 1 BB: 1 P: 11	R: 1 E: 0 K: 0 S: 13 H: 2 LOB: 1 BB: 1 P: 25	R: 2 E: 1 K: 0 S: 12 H: 1 LOB: 1 BB: 0 P: 23	1B: 2 2B: 3 3B: 0 HR: 0 SF: 1 SAC: 0 DP: 3 HBP: 0						

PITCHER		IP	WLS	BF	H	R	ER	SO	BB	IBB	HBP	BLK	WP	HR	S	P	ERA	WHIP
47 Trevor Bauer, R ERA: 4.55	(1, 1)	7.0		24	2	1	1	3	3	0	0	0	0	0	54	92	1.29	0.714
27 Bryan Shaw, R ERA: 3.0	(8, 1)	0.1	B	4	2	1	1	0	1	0	0	0	0	0	10	21	27.00	9.000
37 Cody Allen, R ERA: 3.07	(8, 1)	1.2	L	6	1	2	0	0	0	0	0	0	1	0	15	27	0.00	0.600

PITCHER	IP	WLS	BF	H	R	ER	SO	BB	IBB	HBP	BLK	WP	HR	S	P	ERA	WHIP

TOP

Minnesota Twins @ Cleveland Indians

Progressive Field, Cleveland, OH

Thu Oct 01 2015, 7:13 PM - 9:57 PM EDT

Att. 22,644 - Cloudy - 58 F

livebaseballscorecards.com

AB	29
R	4
H	5
RBI	3
BB	4
SO	3
LOB	10

PA: 34

WP: 1
PB: 0
SB: 0
CS: 0

Minnesota Twins @ Cleveland Indians

Progressive Field, Cleveland, OH

Thu Oct 01 2015, 7:13 PM - 9:57 PM EDT

Att. 22,644 - Cloudy - 58 F

BOTTOM

livebaseballscorecards.com

Batter	1	2	3	4	5	6	7	8	9	AB	R	H	RBI	BB	SO	LOB
11 José Ramírez, S (1, 4) OBP: 0.291, SLG: 0.343	G4-3		G3		K2-3			F9		4	0	0	0	0	1	2
12 Francisco Lindor, S (1, 6) OBP: 0.357, SLG: 0.491	K		K			G4-3		G6-3		4	0	0	0	0	2	1
22 Jason Kipnis, L (1, 10) OBP: 0.372, SLG: 0.452	K			41 G4-3 2B		G1-3				4	0	1	0	0	1	0
41 Carlos Santana, S (1, 3) OBP: 0.352, SLG: 0.384		K		G4-3		G5-3			K	4	0	0	0	0	2	1
8 Lonnie Chisenhall, L (1, 9) OBP: 0.295, SLG: 0.371		1B		35 G4-6-3 BB			K		P6	3	0	1	0	1	1	0
35 Abraham Almonte, S (1, 8) OBP: 0.310, SLG: 0.417		F8		G4-6-3			55 HR 1B		1B	4	1	2	0	0	0	3
55 Roberto Pérez, R (1, 2) OBP: 0.349, SLG: 0.398		F9			1 SH2-3 1B		1-H HR		K	4	1	2	2	0	1	2
1 Michael Martinez, S (1, 7) OBP: 0.296, SLG: 0.308			L8		SH2-3		G6-3			2	0	0	0	0	0	0
39 Gio Urshela, R (1, 5) OBP: 0.279, SLG: 0.331			11 G3 2B		G5-3		K			3	0	1	0	0	1	1

	AB	32
	R	2
	H	7
	RBI	2
	BB	1
	SO	9
	LOB	10

Inning Stats																		
	R: 0	H: 0	R: 0	H: 1	R: 0	H: 1	R: 0	H: 1	R: 0	H: 0	R: 2	H: 2	R: 0	H: 0	R: 0	H: 1	1B: 4	SF: 0	WP: 0	PA: 34
	E: 0	LOB: 0	E: 0	LOB: 1	E: 0	LOB: 1	E: 0	LOB: 1	E: 0	LOB: 0	E: 0	LOB: 0	E: 0	LOB: 0	E: 0	LOB: 1	2B: 2	SAC: 1	PB: 0	
	K: 2	BB: 0	K: 1	BB: 0	K: 1	BB: 0	K: 0	BB: 1	K: 1	BB: 0	K: 0	BB: 0	K: 2	BB: 0	K: 0	BB: 0	3B: 0	DP: 1	SB: 0	
	S: 10	P: 16	S: 9	P: 15	S: 10	P: 14	S: 7	P: 16	S: 9	P: 14	S: 8	P: 11	S: 16	P: 24	S: 9	P: 16	HR: 1	HBP: 0	CS: 0	

PITCHER		IP	WLS	BF	H	R	ER	SO	BB	IBB	HBP	BLK	WP	HR	S	P	ERA	WHIP
56 Tyler Duffey, R ERA: 3.1	(1, 1)	6.1		25	6	2	2	6	1	0	0	0	0	1	63	102	2.84	1.105
65 Trevor May, R ERA: 4.04	(7, 1)	0.2		2	0	0	0	1	0	0	0	0	0	0	6	8	0.00	0.000
15 Glen Perkins, L ERA: 3.18	(8, 1)	1.0	W	3	0	0	0	0	0	0	0	0	0	0	9	16	0.00	0.000
49 Kevin Jepsen, R ERA: 2.36	(9, 1)	1.0	S	4	1	0	0	2	0	0	0	0	0	0	9	12	0.00	1.000

PITCHER	IP	WLS	BF	H	R	ER	SO	BB	IBB	HBP	BLK	WP	HR	S	P	ERA	WHIP

Batter	1	2	3	4	5	6	7	8	9	AB	R	H	RBI	BB	SO	LOB
50 Mookie Betts, R (1, 8) OBP: 0.344, SLG: 0.486	C FF 86 B FF 87 S FF 88 F FC 85 F CU 74 S FF 90 1-3 **K** ①			B CH 84 B SI 86 S CH 81 X FF 86 2-1 G6-3 ①		F FC 86 C CU 73 B FF 87 B CU 75 X FF 87 2-2 F8 ①		B SI 91 B SI 90 F SI 91 B CU 83 B SI 91 4-1 1-2 BB		3	0	0	0	1	1	0
15 Dustin Pedroia, R (1, 4) OBP: 0.357, SLG: 0.444 30 Josh Rutledge, R (8, 4) OBP: 0.342, SLG: 0.348	C FF 88 S FF 89 X FF 89 0-2 G6-3 ②			C FC 82 B FC 82 F FF 86 X CU 73 1-2 L9 ②		C CU 74 F FC 82 B FC 82 S FF 88 1-3 **K** ②		C SI 92 D CU 84 C SI 92 F CU 84 X CU 84 1-2 F4 ①		4 0	0 0	0 0	0 0	0 0	1 0	2 0
2 Xander Bogaerts, R (1, 6) OBP: 0.357, SLG: 0.422 70 Roman Mendez, R (8, 1)	B FC 83 C FF 89 F FF 89 X FF 89 1-2 F9 ③			C FC 87 B FC 81 X FF 87 1-1 34 HR 1B		B CU 74 C FF 87 B CU 74 F FF 87 B FC 82 B FF 88 4-2 BB		B SI 91 C CU 82 B CU 84 C SI 91 S CU 83 2-3 **K** ②		3 0	1 0	1 0	0 0	1 0	1 0	2 0
34 David Ortiz, L (1, 10) OBP: 0.358, SLG: 0.551 16 Deven Marrero, R (8, PH) OBP: 0.265, SLG: 0.313 (8, 6)		X FC 85 0-0 G4-3 ①		1 SAFE B FC 86 C CH 80 1 SAFE X FF 86 1-1 1-H HR		1 SAFE B CH 85 1 SAFE C FC 81 X FC 86 1-1 G3 ③		C CU 82 D CU 84 F SI 91 B CU 83 S CU 82 2-3 **K** ③		3 1	1 0	1 0	2 0	0 0	0 1	1 2
47 Travis Shaw, L (1, 3) OBP: 0.329, SLG: 0.495		C FF 86 F CH 82 B FF 88 B FC 84 B FF 88 F FF 88 X FF 88 3-2 F7 ②		B CH 82 F FC 83 B FF 88 C CH 83 X FF 88 2-2 1B			S CU 79 C FC 82 B FC 82 S CH 86 1-3 **K** ①		C FF 87 F FF 88 B SL 78 F SL 78 X FF 89 1-2 G5-3 ①	4	0	1	0	0	1	0
38 Rusney Castillo, R (1, 7) OBP: 0.295, SLG: 0.368		C FF 88 B CU 81 X FC 83 1-1 G6-3 ③		C FC 82 1 SAFE B FC 87 X CU 73 1-1 G3 ③			C CU 72 B FF 86 C FF 87 B FC 83 B FF 86 B FF 88 4-2 26 1B BB		B FF 88 X CH 82 1-0 L9 ②	3	0	0	0	1	0	1
26 Brock Holt, L (1, 5) OBP: 0.349, SLG: 0.381			C FF 87 X FC 83 0-1 G6-3 ①		B FF 86 B CH 81 C FF 87 B FF 87 F FF 86 C FF 87 3-3 **K** ①		F FC 81 1 SAFE D CU 72 1 SAFE X FC 85 1-1 1-2 23 G6-3 1B		C FF 88 C FF 89 B SL 80 F FF 89 C FF 90 1-3 **K** ③	4	0	1	0	0	2	0
23 Blake Swihart, S (1, 2) OBP: 0.320, SLG: 0.394			C FF 86 S FC 84 B FF 88 B FC 83 X FF 89 2-2 25 G4-6-3 1B		B FC 83 C FF 87 S CH 83 S FF 88 1-3 **K** ②		X SI 91 0-0 1-2f G6-3 ②③			3	0	1	0	0	1	2
25 Jackie Bradley Jr., L (1, 9) OBP: 0.336, SLG: 0.500			B FC 86 1 SAFE C CH 80 1 SAFE X FC 83 1-1 1-2f G4-6-3 ②③		B FF 88 X FC 81 1-0 P4 ③			B SI 90 C SI 91 H CU 84 2-1 50 BB HBP		2	0	0	0	0	0	1
Inning Stats	R: 0 E: 0 K: 1 S: 11 H: 0 LOB: 0 BB: 0 P: 13	R: 0 E: 0 K: 0 S: 7 H: 0 LOB: 0 BB: 0 P: 11	R: 0 E: 0 K: 0 S: 7 H: 1 LOB: 0 BB: 0 P: 10	R: 2 E: 0 K: 0 S: 14 H: 3 LOB: 1 BB: 0 P: 22	R: 0 E: 0 K: 2 S: 7 H: 0 LOB: 0 BB: 0 P: 12	R: 0 E: 0 K: 1 S: 10 H: 0 LOB: 1 BB: 1 P: 18	R: 0 E: 0 K: 1 S: 8 H: 1 LOB: 1 BB: 1 P: 14	R: 0 E: 0 K: 2 S: 12 H: 0 LOB: 2 BB: 1 P: 23	R: 0 E: 0 K: 1 S: 9 H: 0 LOB: 0 BB: 0 P: 12	1B: 4 2B: 0 3B: 0 HR: 1	SF: 0 SAC: 0 DP: 2 HBP: 1					

PITCHER		IP	WLS	BF	H	R	ER	SO	BB	IBB	HBP	BLK	WP	HR	S	P	ERA	WHIP
43 Josh Tomlin, R ERA: 3.02	(1, 1)	6.1	W	25	5	2	2	5	2	0	0	0	0	1	63	99	2.84	1.105
53 Jeff Manship, R ERA: 0.93	(7, 1)	1.2		6	0	0	0	2	1	0	1	0	0	0	13	24	0.00	0.600
57 Kyle Crockett, L ERA: 4.08	(9, 1)	1.0		3	0	0	0	1	0	0	0	0	0	0	9	12	0.00	0.000

PITCHER	IP	WLS	BF	H	R	ER	SO	BB	IBB	HBP	BLK	WP	HR	S	P	ERA	WHIP

TOP

Boston Red Sox @ Cleveland Indians

Progressive Field, Cleveland, OH

Fri Oct 02 2015, 7:12 PM - 10:11 PM EDT

Att. 28,273 - Cloudy - 54 F

livebaseballscorecards.com

AB	30
R	2
H	5
RBI	2
BB	3
SO	8
LOB	11

Batter	1	2	3	4	5	6	7	8	9	AB	R	H	RBI	BB	SO	LOB
11 José Ramírez, S (1, 4) OBP: 0.293, SLG: 0.342	X FF 86 0-0 ① B1-3		C FF 87 B CH 77 1 SAFE F CH 77 B FF 88 F FF 88 F CH 77 1 SAFE B FF 88 4-2 B FF 87 1-2 9 1B 41 2B BB	B FF 86 X CH 74 1-0 1B	X SI 91 0-0 ③ F8		B SI 91 C FF 92 X CH 83 1-1 ③ F8			4	1	1	0	1	0	3
12 Francisco Lindor, S (1, 6) OBP: 0.357, SLG: 0.487	B FF 85 B FF 86 C FF 86 F CH 76 B CH 78 B CH 76 4-2 9 S 41 1B BB		B FF 86 B FF 87 F FF 87 S FF 87 S FF 89 2-3 ① K	F FF 87 1 SAFE 1 SAFE 1 SAFE B FF 86 B FF 87 F FF 88 S CU 71 2-3 ③ K		B SI 91 F FF 92 C CH 83 F CH 84 B FF 92 F CH 83 B SI 91 B FF 92 4-2 BB		X SI 92 0-0 ① F8	3	0	0	0	2	2	3
9 Ryan Raburn, R (1, 10) OBP: 0.392, SLG: 0.526 36 Jesús Aguilar, R (8, PH) OBP: 0.333, SLG: 0.357 (9, 10)	1 SAFE B FF 87 B FF 86 1 SAFE B FF 87 C FF 87 C CH 76 B CH 76 4-2 41 1B 1-2 BB		F CH 76 D CU 71 X CH 77 1-1 41 2B 1-2 2-3 1B		F CH 75 B FF 87 B FF 86 X CH 76 2-1 ① P4	1 SAFE 1 SAFE B FF 91 1 SAFE S FF 90 S FF 91 1 SAFE S FF 92 1-3 ① K		B FF 94 B SL 83 X FF 92 2-0 2B	3 1	1 0	1 1	0 0	1 0	1 0	1 0
41 Carlos Santana, S (1, 3) OBP: 0.356, SLG: 0.388	B FF 87 B FF 87 C CH 76 X FF 88 2-1 ② 1-3 2-H 1B		C CH 76 X FF 88 0-1 1-H 2-H 3-H 30 1B 2B		B FF 88 B CH 76 B CH 76 B FF 86 4-0 10 2B BB	1 SAFE F SI 91 B SL 91 C CH 82 S CH 84 1-3 ② K		B CH 83 B SI 94 C CH 80 S FF 94 F SL 85 B FF 95 F FF 94 B FF 94 4-2 10 G6-4-3 BB		3	2	2	3	2	1	1
10 Yan Gomes, R (1, 2) OBP: 0.265, SLG: 0.387	B FF 88 B CH 76 S FF 88 B FF 90 S FF 87 F FF 89 S CH 76 3-3 ③ K2-3		B FF 87 B FF 87 B CH 77 F FF 86 X CH 77 3-1 ② F7		B FF 86 B FF 88 B FF 87 C FF 87 X CH 77 3-1 1-H 30 1B 40 2B 2B	F FF 92 B FF 91 C CH 83 F FF 92 C CH 83 1-3 ③ K		X FF 94 0-0 ② ③ G6-4-3 1-2f		5	1	1	1	0	2	6
30 Chris Johnson, R (1, 5) OBP: 0.286, SLG: 0.337		C FF 86 S CU 71 F CH 78 F FF 88 B CU 72 S FF 89 1-3 ① K	S CH 76 X FF 88 0-1 2-H 1B		B CH 76 B FF 89 X FF 88 2-0 40 2B 35 1B 2-3 1B		C SL 84 B CH 84 B CH 83 B FF 91 S SI 90 C CH 83 3-3 ① K			4	1	2	1	0	2	0
40 Jerry Sands, R (1, 9) OBP: 0.285, SLG: 0.392 (6, 7)		B FF 88 C CH 76 S CH 78 X CU 71 1-2 ② G4-3	B FF 86 X FF 85 1-0 ③ F9		S FF 88 X CU 72 0-1 1-3 3-H 2B		S FF 92 F FF 92 B FF 90 B CH 84 X SL 84 2-2 HR			4	1	2	2	0	0	1
35 Abraham Almonte, S (1, 8) OBP: 0.313, SLG: 0.416		C FF 87 S FF 89 B FF 90 B CU 73 F CH 78 X CH 78 2-2 ③ P6		F FF 86 X FF 87 0-1 ① B4-3	B FF 88 S FF 88 F FF 88 X CU 73 1-2 3-H 1B		B FF 92 C FF 92 B SI 91 B CH 84 B FF 92 4-1 BB			3	0	1	1	1	0	0
4 Mike Aviles, R (1, 7) OBP: 0.282, SLG: 0.321 8 Lonnie Chisenhall, L (5, PH) OBP: 0.293, SLG: 0.369 (6, 9)			C FF 87 B FF 86 X CU 71 1-1 9 1B 11 BB 41 2B 1B	B FF 87 B CH 75 F CH 75 S FF 87 F FF 89 X CH 77 2-2 ② L8	B SI 91 X FF 91 1-0 ② F7		C SI 91 X FF 92 0-1 ② F7			2 2	1 0	1 0	0 0	0 0	0 0	0 3
Inning Stats	R: 0 H: 1 E: 0 LOB: 2 K: 1 BB: 2 S: 11 P: 24	R: 0 H: 0 E: 0 LOB: 0 K: 1 BB: 0 S: 12 P: 16	R: 4 H: 4 E: 0 LOB: 1 K: 1 BB: 1 S: 18 P: 30	R: 0 H: 1 E: 0 LOB: 1 K: 1 BB: 0 S: 10 P: 15	R: 3 H: 4 E: 0 LOB: 2 K: 0 BB: 1 S: 12 P: 25	R: 0 H: 0 E: 0 LOB: 1 K: 3 BB: 1 S: 14 P: 21	R: 1 H: 1 E: 0 LOB: 1 K: 1 BB: 1 S: 11 P: 21	R: 0 H: 1 E: 0 LOB: 1 K: 0 BB: 1 S: 7 P: 13		1B: 7 SF: 0 2B: 4 SAC: 0 3B: 0 DP: 1 HR: 1 HBP: 0					WP: 0 PA: 41 PB: 0 SB: 1 CS: 0	

PITCHER		IP	WLS	BF	H	R	ER	SO	BB	IBB	HBP	BLK	WP	HR	S	P	ERA	WHIP
60 Henry Owens, L ERA: 4.57	(1, 1)	4.1	L	26	10	7	7	4	4	0	0	0	0	0	61	107	14.54	3.231
65 Jonathan Aro, R ERA: 6.97	(5, 1)	2.2		11	1	1	1	4	2	0	0	0	0	1	27	45	3.38	1.125
70 Roman Mendez, R ERA: 5.27	(8, 1)	1.0		4	1	0	0	0	1	0	0	0	0	0	7	13	0.00	2.000

PITCHER	IP	WLS	BF	H	R	ER	SO	BB	IBB	HBP	BLK	WP	HR	S	P	ERA	WHIP

BOTTOM

Boston Red Sox @ Cleveland Indians

Progressive Field, Cleveland, OH

Fri Oct 02 2015, 7:12 PM - 10:11 PM EDT

Att. 28,273 - Cloudy - 54 F

livebaseballscorecards.com

AB	34
R	8
H	12
RBI	8
BB	7
SO	8
LOB	18

Boston Red Sox @ Cleveland Indians

Progressive Field, Cleveland, OH

Sat Oct 03 2015, 7:43 PM - 10:22 PM EDT

Att. 17,342 - Overcast - 49 F

TOP

livebaseballscorecards.com

Batter	1	2	3	4	5	6	7	8	9	AB	R	H	RBI	BB	SO	LOB
50 Mookie Betts, R (1, 9) OBP: 0.344, SLG: 0.483	C SI 92 B SI 93 B SL 89 B SI 92 C SI 93 F FF 93 B SI 94 4-2 30 S BB		C CU 79 B SL 88 F SI 91 F CU 84 F FF 90 B FF 93 B SI 92 F SI 92 S SL 88 3-3 ② K			B CU 84 B SI 92 F SI 91 X SI 90 2-1 ① F7		C SI 92 B SL 88 B CU 83 C SI 91 X SI 92 2-2 ③ F8		3	0	0	0	1	1	0
30 Josh Rutledge, R (1, 4) OBP: 0.325, SLG: 0.329	C SI 92 1 SAFE F SI 92 1 SAFE D SL 88 B SI 92 1 SAFE S SL 90 2-3 ① K 1-2		B FF 91 F FF 91 F CU 80 B SI 91 C SI 92 2-3 ③ K			B SI 89 F SL 86 B CU 79 X SI 92 2-1 ② G6-3			C FF 95 C KC 83 X KC 85 0-2 ① F9	4	0	0	0	0	2	1
2 Xander Bogaerts, R (1, 6) OBP: 0.355, SLG: 0.420	C SI 92 X SI 92 0-1 ② L6			F SI 90 X CU 80 0-1 ① G3-1		B CU 80 C SI 91 X SL 87 1-1 ③ L8			B FF 94 B KC 83 F FF 94 B FF 94 X FF 94 3-1 ② G4-3	4	0	0	0	0	0	1
47 Travis Shaw, L (1, 3) OBP: 0.328, SLG: 0.491	X SI 91 0-0 ③ F8			C FF 90 F CH 83 B SI 91 X CU 80 1-2 1B			B CH 82 C SI 90 F SL 86 C FF 92 1-3 ① K		C FF 94 B FF 94 B KC 84 S FF 94 C KC 84 2-3 ③ K	4	0	1	0	0	2	1
38 Rusney Castillo, R (1, 7) OBP: 0.292, SLG: 0.364		S SI 92 F FF 92 C CU 81 0-3 ① K		F SL 86 T SL 86 S SI 91 0-3 ② K			C SL 86 X SL 87 0-1 ② G4-3			3	0	0	0	0	2	1
26 Brock Holt, L (1, 10) OBP: 0.349, SLG: 0.379 5 Allen Craig, R (7, PR) OBP: 0.230, SLG: 0.192 (7, 10)		C SI 91 B CH 85 F SL 86 C SI 91 1-3 ② K		C CU 79 B FF 92 X CU 80 1-1 ③ G6-3			C SL 84 F CH 84 H CU 82 1-2 HBP			2 0	0 0	0 0	0 0	0 0	1 0	1 0
16 Deven Marrero, R (1, 5) OBP: 0.269, SLG: 0.300		C SI 91 B FF 91 C SI 92 F SL 88 B CU 82 F SI 92 B SL 87 B FF 93 4-2 BB	C SI 89 S SL 85 X SI 91 0-2 ① G3-1				X SL 85 0-0 ③ G3			2	0	0	0	1	0	1
3 Sandy León, S (1, 2) OBP: 0.244, SLG: 0.207		F SI 91 C SL 87 C SI 91 0-3 ③ K	F SI 90 B SL 86 X CH 89 1-1 25 CS 1B					C SL 85 X SL 87 0-1 25 G3-6-1 1B		3	0	2	0	0	1	1
25 Jackie Bradley Jr., L (1, 8) OBP: 0.332, SLG: 0.493			B SI 90 S CU 85 B CH 84 C FF 91 F SI 91 C CU 82 2-3 ① K	S SL 87 S SL 86 X CU 82 0-2 ②③ F9 1-2				B SI 90 B FF 91 B SI 91 C SI 92 X SI 91 3-1 ①② G3-6-1 1-2f		3	0	0	0	0	1	2
Inning Stats	R: 0 H: 0 E: 0 LOB: 1 K: 1 BB: 1 S: 9 P: 15	R: 0 H: 0 E: 0 LOB: 1 K: 3 BB: 1 S: 13 P: 18	R: 0 H: 0 E: 0 LOB: 0 K: 3 BB: 0 S: 13 P: 20	R: 0 H: 1 E: 0 LOB: 1 K: 1 BB: 0 S: 10 P: 12	R: 0 H: 1 E: 0 LOB: 0 K: 0 BB: 0 S: 8 P: 9	R: 0 H: 0 E: 0 LOB: 0 K: 0 BB: 0 S: 6 P: 11	R: 0 H: 0 E: 0 LOB: 1 K: 1 BB: 0 S: 8 P: 10	R: 0 H: 1 E: 0 LOB: 0 K: 0 BB: 0 S: 7 P: 12	R: 0 H: 0 E: 0 LOB: 0 K: 1 BB: 0 S: 8 P: 13	1B: 3 SF: 0 2B: 0 SAC: 0 3B: 0 DP: 1 HR: 0 HBP: 1						

	AB	28
	R	0
	H	3
	RBI	0
	BB	2
	SO	10
	LOB	9

WP: 0 PA: 31
PB: 0
SB: 1
CS: 1

PITCHER		IP	WLS	BF	H	R	ER	SO	BB	IBB	HBP	BLK	WP	HR	S	P	ERA	WHIP
28 Corey Kluber, R ERA: 3.49	(1, 1)	8.0	W	28	3	0	0	9	2	0	1	0	0	0	74	107	0.00	0.625
37 Cody Allen, R ERA: 3.03	(9, 1)	1.0	S	3	0	0	0	1	0	0	0	0	0	0	8	13	0.00	0.000

PITCHER		IP	WLS	BF	H	R	ER	SO	BB	IBB	HBP	BLK	WP	HR	S	P	ERA	WHIP

BOTTOM

Boston Red Sox @ Cleveland Indians

Progressive Field, Cleveland, OH

Sat Oct 03 2015, 7:43 PM - 10:22 PM EDT

Att. 17,342 - Overcast - 49 F

livebaseballscorecards.com

Batter	1	2	3	4	5	6	7	8	9	AB	R	H	RBI	BB	SO	LOB
12 Francisco Lindor, S (1, 6) OBP: 0.356, SLG: 0.487	C FF 89 X FF 90 0-1 ① P2		C CU 72 X CH 80 0-1 ① G3-1		D CH 79 B CH 78 B FF 89 C FF 88 X SL 85 3-1 ② FC5-4 1-2f		B CH 86 S CH 85 B FF 94 F FF 95 X KC 82 2-2 11 PB 2B			4	0	1	0	0	0	1
4 Mike Aviles, R (1, 7) OBP: 0.282, SLG: 0.317	B FF 90 B SL 84 F SI 90 F SL 84 F CH 78 F FF 91 B CH 79 F SL 86 F SL 85 3-3 S FF 90 ② K		B SL 85 X SL 85 1-0 ② P4		X FF 90 0-0 ③ F7		B FF 94 B FF 95 B CH 84 B FF 94 4-0 BB			3	0	0	0	1	1	1
22 Jason Kipnis, L (1, 4) OBP: 0.372, SLG: 0.451 11 José Ramírez, S (7, 4) OBP: 0.292, SLG: 0.341	C FF 90 B SL 86 X CH 79 1-1 1B		B CU 73 C SL 85 S CU 77 B FF 91 B FF 92 S SL 85 3-3 ③ K			C CH 77 X FF 89 0-1 ① G4-3	C FF 89 B SI 90 D SL 85 F SL 85 B SI 90 X SI 90 3-2 ③ L8 2-3			3 1	0 0	1 0	0 0	0 0	1 0	0 2
9 Ryan Raburn, R (1, 10) OBP: 0.393, SLG: 0.543 8 Lonnie Chisenhall, L (6, PH) OBP: 0.292, SLG: 0.368 (7, 10) 36 Jesús Aguilar, R (8, PH) OBP: 0.313, SLG: 0.333 (9, 10)	C FF 89 X FF 91 0-1 ③ P3			B FF 89 B FF 89 X SL 85 2-0 HR		C FF 92 S KC 80 F KC 79 F FF 93 F FF 94 S KC 80 0-3 ② K		B SL 87 C SL 86 F FF 92 S FF 92 1-3 ① K		2 1 1 0	1 0 0 0	1 0 0 0	1 0 0 0	0 1 0 1	0 0 1 0	1 0 0 0
41 Carlos Santana, S (1, 3) OBP: 0.358, SLG: 0.397		C CH 79 X FF 89 0-1 HR		C SL 86 C CH 79 F FF 91 B FF 90 F SL 86 X CH 79 1-2 ① G6-3		B KC 80 B CH 86 C CH 84 B FF 94 F CH 85 F FF 94 B KC 82 4-2 10 1B BB		B CU 78 S SL 89 B FF 92 X CH 86 2-1 2B		3	1	2	1	1	0	0
10 Yan Gomes, R (1, 2) OBP: 0.267, SLG: 0.391		T FF 89 B FF 90 F SL 85 X CH 80 1-2 2B		B CU 71 X CH 80 1-0 ② P3		1 SAFE B FF 94 B FF 93 B FF 93 C FF 92 F FF 94 X KC 82 3-2 1-2 1B		C FF 94 S FF 94 F FF 95 S FF 94 0-3 ② K		4	0	2	0	0	1	1
39 Gio Urshela, R (1, 5) OBP: 0.275, SLG: 0.326		S SL 86 X SL 85 0-1 ① F9		B CH 78 X CH 79 1-0 ③ G6-3		C KC 80 F KC 80 F FF 94 F FF 93 S KC 82 0-3 ③ K2-3		S FF 94 C SL 88 B FF 95 X FF 94 1-2 ③ L4		4	0	0	0	0	1	4
35 Abraham Almonte, S (1, 8) OBP: 0.310, SLG: 0.410		X CH 79 0-0 ② P6			C FF 89 B CU 72 B CH 79 B CH 79 X FF 88 3-1 ① G5-3		B FF 93 X FF 93 1-0 ① B4-3			3	0	0	0	0	0	1
40 Jerry Sands, R (1, 9) OBP: 0.286, SLG: 0.390		C FF 91 X CH 79 0-1 ③ P6			B CU 71 X SL 84 1-0 12 FC5-4 1B		B FF 93 B KC 81 C FF 94 F FF 94 B SL 88 F FF 94 F KC 81 X FF 94 3-2 ② F8			3	0	1	0	0	0	1
Inning Stats	R: 0 H: 1 E: 0 LOB: 1 K: 1 BB: 0 S: 13 P: 17	R: 1 H: 2 E: 0 LOB: 1 K: 0 BB: 0 S: 10 P: 11	R: 0 H: 0 E: 0 LOB: 0 K: 1 BB: 0 S: 6 P: 10	R: 1 H: 1 E: 0 LOB: 0 K: 0 BB: 0 S: 8 P: 13	R: 0 H: 1 E: 0 LOB: 1 K: 0 BB: 0 S: 6 P: 13	R: 0 H: 1 E: 0 LOB: 2 K: 2 BB: 1 S: 19 P: 26	R: 0 H: 1 E: 0 LOB: 2 K: 0 BB: 1 S: 12 P: 25	R: 0 H: 1 E: 0 LOB: 1 K: 2 BB: 0 S: 12 P: 16		1B: 3 SF: 0 2B: 3 SAC: 0 3B: 0 DP: 0 HR: 2 HBP: 0						

AB	32
R	2
H	8
RBI	2
BB	2
SO	6
LOB	12

WP: 0 PA: 34
PB: 1
SB: 0
CS: 0

PITCHER		IP	WLS	BF	H	R	ER	SO	BB	IBB	HBP	BLK	WP	HR	S	P	ERA	WHIP
32 Craig Breslow, L ERA: 4.15	(1, 1)	5.1	L	21	5	2	2	2	0	0	0	0	0	2	45	66	3.38	0.938
68 Matt Barnes, R ERA: 5.44	(6, 1)	1.1		8	2	0	0	2	2	0	0	0	0	0	26	43	0.00	3.000
59 Tommy Layne, L ERA: 3.97	(7, 1)	0.1		1	0	0	0	0	0	0	0	0	0	0	3	6	0.00	0.000
37 Heath Hembree, R ERA: 3.55	(8, 1)	1.0		4	1	0	0	2	0	0	0	0	0	0	12	16	0.00	1.000

PITCHER	IP	WLS	BF	H	R	ER	SO	BB	IBB	HBP	BLK	WP	HR	S	P	ERA	WHIP

Boston Red Sox @ Cleveland Indians

Progressive Field, Cleveland, OH

Sun Oct 04 2015, 3:13 PM - 5:58 PM EDT

Att. 17,844 - Partly Cloudy - 67 F

livebaseballscorecards.com

TOP

Batter	1	2	3	4	5	6	7	8	9	AB	R	H	RBI	BB	SO	LOB
50 Mookie Betts, R (1, 8) OBP: 0.341, SLG: 0.479	C FF 91 B FF 92 C FF 93 F FF 93 S CH 84 1-3 ① K		F FF 94 B FF 93 S FF 95 F FF 96 F FF 95 X FF 95 1-2 ① L6		F SI 92 C SI 92 X CH 82 0-2 ② F7		B SI 92 C CU 82 S CU 83 B CU 84 X CU 84 2-2 ② G5-3		C FF 95 B FF 95 S KC 86 X KC 86 1-2 ③ G4-3	5	0	0	0	0	1	3
15 Dustin Pedroia, R (1, 4) OBP: 0.356, SLG: 0.441	B FF 94 X SI 92 1-0 ② F7		D FF 93 B FF 94 B FF 93 C FF 95 B FF 94 4-1 BB		C FF 93 B FF 95 F SI 93 D CH 85 X CH 85 2-2 ③ F8		S CU 85 S CU 85 B CU 85 F CU 83 X FF 92 1-2 ③ G4-3			3	0	0	0	1	0	2
2 Xander Bogaerts, R (1, 6) OBP: 0.355, SLG: 0.421 30 Josh Rutledge, R (7, 5) OBP: 0.333, SLG: 0.338	B FF 95 X FF 94 1-0 34 BLK 34 2B 2B		B SL 85 C FF 94 F CU 80 S CH 85 1-3 ② K			C SL 80 F CH 79 F CH 83 S CH 84 0-3 ① K		C FC 91 S SL 81 B FC 92 X FC 93 1-2 5 1B 1B		3	1	1	0	0	2	2
34 David Ortiz, L (1, 10) OBP: 0.360, SLG: 0.553 5 Allen Craig, R (6, PR) OBP: 0.239, SLG: 0.203 (6, 10)	C FF 94 D CH 84 B CH 85 F CH 85 X FF 96 2-2 47 CS 2-H 2B		B FF 95 S CH 85 F SI 96 X CH 86 1-2 ③ L4			C FF 89 S SL 80 F FF 91 B SL 82 F SL 81 B FF 91 B SL 81 B FF 91 4-2 47 1B BB			B FC 92 S SL 81 B SL 79 S FC 91 F SL 92 B FC 90 X FC 91 3-2 1-2 1B	2	0	1	1	1	0	2
47 Travis Shaw, L (1, 3) OBP: 0.327, SLG: 0.487	B FF 94 S SI 94 B FF 92 B CH 83 3-1 ③ CS 2-3	C FF 94 X CH 84 0-1 ① G3-1		C CU 79 B FF 93 X FF 94 1-1 ① F7		F FF 88 F FF 88 F FF 90 X SL 82 0-2 1-2 1B			C FC 93 F FC 92 X CH 80 0-2 ① F4	4	0	1	0	0	0	2
38 Rusney Castillo, R (1, 7) OBP: 0.288, SLG: 0.359		C FF 94 C FF 94 B CH 84 S CH 85 1-3 K		S FF 92 B FF 94 S CH 84 X SI 94 1-2 ② G3		B FC 88 B FF 95 X FF 95 2-0 ② L9		C FC 92 S FC 93 B FC 93 S SL 81 1-3 ② K		4	0	0	0	0	2	4
23 Blake Swihart, S (1, 2) OBP: 0.319, SLG: 0.392 3 Sandy León, S (3, 2) OBP: 0.238, SLG: 0.202		B SI 93 X FF 92 1-0 ② F7		B FF 94 B FF 94 C FF 95 B FF 96 S FF 95 F FF 96 S FF 96 3-3 ③ K		B FF 95 S FF 94 B FF 96 X FF 95 2-1 ③ F7		C FC 93 X FC 92 0-1 ③ L1		1	0	0	0	0	0	1
										3	0	0	0	0	1	4
16 Deven Marrero, R (1, 5) OBP: 0.268, SLG: 0.283 (7, 6)		B FF 94 1 SAFE B FF 94 B FF 92 C FF 93 F FF 94 F FF 94 F FF 95 S SL 84 3-3 ③ K			C FF 92 S CH 82 X SL 83 0-2 ① G5-3		C FF 94 B SL 80 B FF 94 C FF 94 B FF 94 B FF 94 4-2 25 G4-3 BB		C FF 96 C KC 86 S KC 87 0-3 ① K	3	0	0	0	1	2	1
25 Jackie Bradley Jr., L (1, 9) OBP: 0.335, SLG: 0.498			C FF 94 C CH 84 B CH 84 F CH 83 X FF 96 1-2 2B		B SI 92 B FF 93 B FF 93 C FF 94 X SI 95 3-1 1B		C FF 93 X CU 81 0-1 ① G4-3 1-2		B FF 95 B KC 84 C FF 95 X FF 95 2-1 ② G4-3	4	0	2	0	0	0	1

Inning Stats	1	2	3	4	5	6	7	8	9
	R: 1 E: 0 K: 1 S: 10	R: 0 E: 0 K: 2 S: 11	R: 0 E: 0 K: 1 S: 16	R: 0 E: 0 K: 1 S: 9	R: 0 E: 0 K: 0 S: 11	R: 0 E: 0 K: 1 S: 15	R: 0 E: 0 K: 0 S: 11	R: 0 E: 0 K: 1 S: 15	R: 0 E: 0 K: 1 S: 8
	H: 2 LOB: 0 BB: 0 P: 18	H: 0 LOB: 1 BB: 0 P: 16	H: 1 LOB: 2 BB: 1 P: 24	H: 0 LOB: 0 BB: 0 P: 14	H: 1 LOB: 1 BB: 0 P: 16	H: 1 LOB: 2 BB: 1 P: 23	H: 0 LOB: 1 BB: 1 P: 18	H: 2 LOB: 2 BB: 0 P: 20	H: 0 LOB: 0 BB: 0 P: 11

	AB	34
	R	1
	H	7
	RBI	1
	BB	3
	SO	8
	LOB	22

	1B: 4	SF: 0	WP: 1	PA: 38
	2B: 3	SAC: 0	PB: 0	
	3B: 0	DP: 0	SB: 0	
	HR: 0	HBP: 0	CS: 1	

PITCHER		IP	WLS	BF	H	R	ER	SO	BB	IBB	HBP	BLK	WP	HR	S	P	ERA	WHIP
31 Danny Salazar, R ERA: 3.45	(1, 1)	5.1	W	21	4	1	1	6	1	0	0	1	1	0	61	92	1.69	0.938
57 Kyle Crockett, L ERA: 4.08	(6, 1)	0.0		2	1	0	0	0	1	0	0	0	0	0	8	12	∞	∞
34 Zach McAllister, R ERA: 3.0	(6, 1)	1.0	H	4	0	0	0	0	1	0	0	0	0	0	7	15	0.00	1.000
53 Jeff Manship, R ERA: 0.92	(7, 1)	0.2	H	2	0	0	0	0	0	0	0	0	0	0	7	10	0.00	0.000
27 Bryan Shaw, R ERA: 2.95	(8, 1)	1.0	H	5	2	0	0	1	0	0	0	0	0	0	15	20	0.00	2.000

PITCHER		IP	WLS	BF	H	R	ER	SO	BB	IBB	HBP	BLK	WP	HR	S	P	ERA	WHIP
37 Cody Allen, R ERA: 2.99	(9, 1)	1.0	S	3	0	0	0	1	0	0	0	0	0	0	8	11	0.00	0.000

Boston Red Sox @ Cleveland Indians

Progressive Field, Cleveland, OH

Sun Oct 04 2015, 3:13 PM - 5:58 PM EDT

Att. 17,844 - Partly Cloudy - 67 F

BOTTOM

livebaseballscorecards.com

Batter	1	2	3	4	5	6	7	8	9	AB	R	H	RBI	BB	SO	LOB
12 Francisco Lindor, S (1, 6) OBP: 0.353, SLG: 0.482	C CH 86 B SI 89 X CH 80 1-1 G3 ①	C SI 88 B SI 88 F FF 92 X FF 91 1-2 L6 ③		S CH 81 F FF 91 S FF 92 0-3 K ②			B SL 78 C CH 79 X FF 88 1-1 F8 ①			4	0	0	0	0	1	2
1 Michael Martinez, S (1, 7) OBP: 0.290, SLG: 0.333	C SI 87 S SI 90 B FF 91 F FF 92 B CU 71 S CH 80 2-3 K ②		C CH 85 L CH 79 X FF 92 0-2 8 1B 11 E 2B	S SL 87 C CH 79 B FF 91 C SI 90 1-3 K ③			L CH 80 S CH 78 S CH 76 0-3 K ②			4	1	1	0	0	3	1
8 Lonnie Chisenhall, L (1, 9) OBP: 0.294, SLG: 0.372	F FF 91 X FF 92 0-1 2B		B SI 90 X SI 88 1-0 11 G4-3 11 E 36 1B 2-3 1B		X CH 85 0-0 G3 ①		B SI 87 F SI 87 X SL 88 1-1 G6-3 ③			4	1	2	0	0	0	0
41 Carlos Santana, S (1, 10) OBP: 0.357, SLG: 0.395	B SI 90 B SI 88 B SI 92 F SI 89 C FF 92 B CH 81 4-2 BB		C CU 71 S CH 81 F SI 91 B SI 93 F FF 92 1 SAFE S FF 94 1-3 K ①		C SI 86 B FF 87 X CH 80 1-1 F9 ②			F FF 96 C SI 95 B FF 97 T SL 86 1-2 K ①		3	0	0	0	1	2	2
11 José Ramírez, S (1, 4) OBP: 0.291, SLG: 0.340	C SI 91 B CU 69 X CH 81 1-1 L3 ③		B CH 81 F CH 82 1 SAFE X FF 91 1-1 G4-3 ② 1-3 3-H		C FF 89 C CH 81 B SI 91 F SI 90 X CH 80 1-2 36 S 1B			C SL 84 S SL 86 X SI 94 0-2 G4-3 ②		4	0	1	0	0	0	3
36 Jesús Aguilar, R (1, 3) OBP: 0.350, SLG: 0.368		C CH 86 F CU 70 B FF 91 F CH 79 F FF 92 B SI 91 X FF 90 2-2 L9 ①	X SI 89 0-0 3-H 1B		1 SAFE 1 SAFE B SI 88 X SL 86 1-0 1-3 1B ③			B SL 89 S SL 85 F FF 95 B SL 86 X SL 86 2-2 G5-3 ③		4	0	2	1	0	0	0
35 Abraham Almonte, S (1, 8) OBP: 0.310, SLG: 0.409		X SI 88 0-0 F7 ②	C CH 80 F CH 80 B FF 91 D CH 80 F CH 80 B SI 91 S CH 81 3-3 K ③			X CH 85 0-0 55 G6-4-3 1B				3	0	1	0	0	1	1
55 Roberto Pérez, R (1, 2) OBP: 0.348, SLG: 0.402		C SL 88 B SI 91 C SI 89 B SI 92 B SL 84 F SI 89 X SI 89 3-2 39 1B 2B		C CU 68 C CH 79 B FF 89 B SL 82 C FF 89 2-3 K ①		1 SAFE 1 SAFE X SI 88 0-0 G6-4-3 ① ② 1-2f				3	1	1	0	0	1	1
39 Gio Urshela, R (1, 5) OBP: 0.279, SLG: 0.330		C SI 90 X SI 89 0-1 2-H 1B		B CH 86 S SL 84 X SI 89 1-1 1B			B SL 84 F SL 87 B CU 70 F SL 86 F CH 81 X SI 88 2-2 G5-3 ③			3	0	2	1	0	0	0
Inning Stats	R: 0 E: 0 K: 1 S: 12 H: 1 LOB: 2 BB: 1 P: 20	R: 1 E: 0 K: 0 S: 15 H: 2 LOB: 1 BB: 0 P: 21	R: 2 E: 1 K: 2 S: 16 H: 3 LOB: 1 BB: 0 P: 22	R: 0 E: 0 K: 3 S: 11 H: 1 LOB: 1 BB: 0 P: 15	R: 0 E: 0 K: 0 S: 8 H: 2 LOB: 2 BB: 0 P: 11	R: 0 E: 0 K: 0 S: 6 H: 1 LOB: 0 BB: 0 P: 8	R: 0 E: 0 K: 1 S: 7 H: 0 LOB: 0 BB: 0 P: 9	R: 0 E: 0 K: 1 S: 9 H: 0 LOB: 0 BB: 0 P: 12		1B: 7 2B: 3 3B: 0 HR: 0	SF: 0 SAC: 0 DP: 1 HBP: 0			WP: 0 PB: 0 SB: 1 CS: 0	PA: 33	

	AB	32
	R	3
	H	10
	RBI	2
	BB	1
	SO	8
	LOB	10

PITCHER		IP	WLS	BF	H	R	ER	SO	BB	IBB	HBP	BLK	WP	HR	S	P	ERA	WHIP
22 Rick Porcello, R ERA: 4.92	(1, 1)	7.0	L	30	10	3	2	7	1	0	0	0	0	0	75	106	2.57	1.571
41 Alexi Ogando, R ERA: 3.99	(8, 1)	1.0		3	0	0	0	1	0	0	0	0	0	0	9	12	0.00	0.000

PITCHER	IP	WLS	BF	H	R	ER	SO	BB	IBB	HBP	BLK	WP	HR	S	P	ERA	WHIP