Cleveland Indians - 2016

Batter	1	2	3	4	5	6	7	8	9	AB	R	H	RBI	BB	SO	LOB
30 Jake Cave, L (1, 8) OBP: 0.667, SLG: 0.667 40 Tyler Holt, R (6, 8)	C X 0-1 7 2B 1B		X 0-0 7 2B 1-2 1B	S S S 0-3 ③ K			B B B B 4-0 15 G5-4-3 BB		X 0-0 E3	3 1	1 0	2 0	0 0	0 0	1 1	1 0
7 Eugenio Suárez, R (1, 5) OBP: 0.667, SLG: 1.333 15 Jordan Pacheco, R (5, 5)	X 0-0 ① 4 1B 1-H 2B		X 0-0 ① 1-H 2-H 2B		C C C 0-3 ① K		X 0-0 ②③ G5-4-3 1-2f		X 0-0 ③ F9	3 2	1 0	2 0	2 0	0 0	1 0	0 2
19 Joey Votto, L (1, 3) OBP: 1.000, SLG: 1.000 51 Brandon Allen, L (6, 3)	B B B D 4-0 4 1B BB		X 0-0 4 G4-6-3 1B		X 0-0 4 G4-6-3 1B			X 0-0 ① F7		2 1	0 0	2 0	0 0	1 0	0 0	0 0
4 Brandon Phillips, R (1, 4) OBP: 0.333, SLG: 0.333 9 José Peraza, R (6, 4)	X 0-0 32 G1-6-3 1-2 3-H 1B		X 0-0 ②③ G4-6-3 1-2f		X 0-0 ②③ G4-6-3 1-2f			C C C 0-3 ② K		3 1	0 0	1 0	1 0	0 0	0 1	2 0
32 Jay Bruce, L (1, 9) OBP: 0.500, SLG: 1.000 76 Jesse Winker, L (6, PH) OBP: 0.500, SLG: 1.000 (6, 9)	X 0-0 ②③ G1-6-3 1-2f			X 0-0 23 1B 3 1B 2B		X 0-0 ① G4-3		X 0-0 43 WP 2B		2 2	1 0	1 1	0 0	0 0	0 0	2 0
23 Adam Duvall, R (1, 7) OBP: 0.500, SLG: 0.500 43 Scott Schebler, L (6, PH) OBP: 1.000, SLG: 4.000 (6, 7)		X 0-0 ① F9		X 0-0 3 1B 33 WP 16 G6-4-3 2-3 1B		X 0-0 HR		B B B B 4-0 2-3 BB		2 1	1 1	1 1	0 1	0 1	0 0	0 0
33 Yorman Rodriguez, R (1, 10) 58 Kyle Waldrop, L (6, PH) (6, 10)		S S S 0-3 ② K		B B B 4-0 16 G6-4-3 3 1B 1-2 BB		X 0-0 ② F7		X 0-0 ③ F7		1 2	0 0	0 0	0 0	1 0	1 0	0 2
3 Iván De Jesús Jr., R (1, 6) OBP: 0.500, SLG: 0.500 82 Calten Daal, R (6, PH) (6, 6)		X 0-0 ③ G6-3		X 0-0 16 G6-4-3 1-2 2-3 3-H 1B		X 0-0 ③ L4			X 0-0 ① G4-3	2 2	0 0	1 0	1 0	0 0	0 0	0 0
16 Tucker Barnhart, L (1, 2) 80 Chad Wallach, R (6, 2)			B B B B 4-0 30 1B 7 2B BB	X 0-0 ①② G6-4-3 1-2f 2-3 3-H		S S T 0-2 ① K			S S S 0-3 ② K	1 2	1 0	0 0	0 0	1 0	0 2	2 0
Inning Stats	R: 1 H: 3 E: 0 LOB: 1 K: 0 BB: 1 S: 5 P: 9	R: 0 H: 0 E: 0 LOB: 0 K: 1 BB: 0 S: 5 P: 5	R: 2 H: 3 E: 0 LOB: 1 K: 0 BB: 1 S: 4 P: 8	R: 2 H: 3 E: 0 LOB: 1 K: 1 BB: 1 S: 7 P: 11	R: 0 H: 1 E: 0 LOB: 0 K: 1 BB: 0 S: 5 P: 5	R: 1 H: 1 E: 0 LOB: 0 K: 0 BB: 0 S: 4 P: 4	R: 0 H: 0 E: 0 LOB: 0 K: 1 BB: 1 S: 4 P: 8	R: 0 H: 1 E: 0 LOB: 2 K: 1 BB: 1 S: 6 P: 10	R: 0 H: 0 E: 1 LOB: 1 K: 1 BB: 0 S: 6 P: 6	1B: 7 SF: 0 2B: 4 SAC: 0 3B: 0 DP: 5 HR: 1 HBP: 0						WP: 2 PA: 38 PB: 0 SB: 0 CS: 0	

PITCHER		IP	WLS	BF	H	R	ER	SO	BB	IBB	HBP	BLK	WP	HR	S	P	ERA	WHIP
43 Josh Tomlin, R ERA: 9.0	(1, 1)	1.0		5	3	1	1	0	1	0	0	0	0	0	5	9	9.00	4.000
58 TJ House, L ERA: 9.0	(2, 1)	2.0	L	8	3	2	2	1	1	0	0	0	0	0	9	13	9.00	2.000
44 Ross Detwiler, L ERA: 18.0	(4, 1)	1.0		6	3	2	2	1	1	0	0	0	1	0	7	11	18.00	4.000
49 Austin Adams, R ERA:	(5, 1)	1.0		3	1	0	0	1	0	0	0	0	0	0	5	5	0.00	1.000
52 Felipe Paulino, R ERA: 9.0	(6, 1)	1.0		4	1	1	1	0	0	0	0	0	0	1	4	4	9.00	1.000

PITCHER		IP	WLS	BF	H	R	ER	SO	BB	IBB	HBP	BLK	WP	HR	S	P	ERA	WHIP
74 Shawn Morimando, L ERA:	(7, 1)	1.0		3	0	0	0	1	1	0	0	0	0	0	4	8	0.00	1.000
76 Adam Plutko, R ERA:	(8, 1)	1.0		5	1	0	0	1	1	0	0	0	1	0	6	10	0.00	2.000
67 Jarrett Grube, R ERA:	(9, 1)	1.0		4	0	0	0	1	0	0	0	0	0	0	6	6	0.00	0.000

TOP

Cincinnati Reds @ Cleveland Indians

Goodyear Ballpark, Goodyear, AZ

Tue Mar 01 2016, 3:07 PM - 5:54 PM EST

Att. 4,220 - Sunny - 82 F

livebaseballscorecards.com

AB	33
R	6
H	12
RBI	5
BB	5
SO	6
LOB	11

Cincinnati Reds @ Cleveland Indians

Goodyear Ballpark, Goodyear, AZ

Tue Mar 01 2016, 3:07 PM - 5:54 PM EST

Att. 4,220 - Sunny - 82 F

BOTTOM

Batter	1	2	3	4	5	6	7	8	9	AB	R	H	RBI	BB	SO	LOB
20 Rajai Davis, R (1, 7)	K2-3		F9		K 1-2		63 FC5-4 63 WP 1-3 1B	F7		3	0	0	0	0	2	3
33 Robbie Grossman, S (6, 7) OBP: 0.500, SLG: 0.500										2	0	1	0	0	0	3
10 Yan Gomes, R (1, 2) OBP: 1.000, SLG: 1.000	8 G4-6-3 1B		8 G4-6-3 1-2 HBP		2-H 2B		FC5-4 1-3 3-H		K	1	0	1	0	0	0	0
45 Adam Moore, R (4, 2) OBP: 1.000, SLG: 2.000										1	0	1	1	0	0	0
63 Guillermo Quiroz, R (7, 2)										1	0	0	1	0	0	1
97 Nellie Rodriguez, R (9, PH)										1	0	0	0	0	1	0
8 Lonnie Chisenhall, L (1, 9)	G4-6-3 1-2f		G4-6-3 1-2f		G4-3		K		K	3	0	0	0	0	0	5
68 James Ramsey, L (6, 9)										2	0	0	0	0	2	1
41 Carlos Santana, S (1, 3) OBP: 0.500, SLG: 2.000		HR		K		G5-3		E5 77 E 9 WP 79 BB	1B	2	1	1	1	0	1	0
36 Jesús Aguilar, R (5, 3) OBP: 0.333, SLG: 0.333										3	1	1	0	0	0	0
24 Joey Butler, R (1, 10)		F8		K		K		F8	K	2	0	0	0	0	1	0
6 Zach Walters, S (6, PH) (7, 10)										3	0	0	0	0	2	2
30 Tyler Naquin, L (1, 8) OBP: 0.500, SLG: 1.500		G4-3				K		79 BB 77 E 1-2 BB		2	0	1	0	0	0	0
9 Shane Robinson, R (6, 8)				3B						1	0	0	0	1	1	0
39 Gio Urshela, R (1, 5)		G5-3					F8	K		1	0	0	0	1	0	0
99 Grant Fink, R (6, 5)				BB 78 PO						2	0	0	0	0	1	2
78 Erik González, R (1, 6) OBP: 0.500, SLG: 0.500			E6 1 1B	PO 1-2	45 20 S 2B 1B		HR	E5 79 BB 1-2 2-3		2	1	1	0	0	0	0
77 Eric Stamets, R (6, 6) OBP: 0.500, SLG: 2.000										2	1	1	1	0	0	2
1 Michael Martinez, S (1, 4) OBP: 0.500, SLG: 0.500			10 HBP 1-3 1B		F9		33 1B 63 FC5-4 1B	BB 1-2 2-3 3-H		2	0	1	0	0	0	1
79 Todd Hankins, R (6, 4) OBP: 1.000, SLG: 1.000										1	1	1	1	1	0	0
Inning Stats	R: 0 E: 0 K: 1 S: 5 H: 1 LOB: 0 BB: 0 P: 5	R: 1 E: 0 K: 0 S: 4 H: 1 LOB: 0 BB: 0 P: 4	R: 0 E: 1 K: 0 S: 4 H: 1 LOB: 2 BB: 0 P: 5	R: 0 E: 0 K: 2 S: 7 H: 1 LOB: 1 BB: 1 P: 11	R: 1 E: 0 K: 1 S: 7 H: 2 LOB: 1 BB: 0 P: 7	R: 0 E: 0 K: 2 S: 7 H: 0 LOB: 0 BB: 0 P: 7	R: 2 E: 0 K: 1 S: 9 H: 3 LOB: 1 BB: 0 P: 9	R: 1 E: 2 K: 1 S: 7 H: 0 LOB: 3 BB: 2 P: 15	R: 0 E: 0 K: 3 S: 10 H: 1 LOB: 1 BB: 0 P: 10	1B: 6 2B: 1 3B: 1 HR: 2 SF: 0 SAC: 0 DP: 2 HBP: 1							

	AB	37
	R	5
	H	10
	RBI	5
	BB	3
	SO	11
	LOB	20

WP: 2 PB: 0 SB: 1 CS: 0 PA: 42

livebaseballscorecards.com

PITCHER	IP	WLS	BF	H	R	ER	SO	BB	IBB	HBP	BLK	WP	HR	S	P	ERA	WHIP
46 Jon Moscot, R (1, 1) ERA: 4.5	2.0	W	7	2	1	1	1	0	0	0	0	0	1	9	9	4.50	1.000
29 Brandon Finnegan, L (3, 1) ERA:	1.0	H	5	1	0	0	0	0	0	1	0	0	0	4	5	0.00	1.000
52 Tony Cingrani, L (4, 1) ERA:	1.0		4	1	0	0	2	1	0	0	0	0	0	7	11	0.00	2.000
36 Blake Wood, R (5, 1) ERA: 9.0	1.0		5	2	1	1	1	0	0	0	0	0	0	7	7	9.00	2.000
56 Chris O'Grady, L (6, 1) ERA:	1.0		3	0	0	0	2	0	0	0	0	0	0	7	7	0.00	0.000

PITCHER	IP	WLS	BF	H	R	ER	SO	BB	IBB	HBP	BLK	WP	HR	S	P	ERA	WHIP
75 Zack Weiss, R (7, 1) ERA: 18.0	1.0		6	3	2	2	1	0	0	0	0	1	1	9	9	18.00	3.000
83 A.J. Morris, R (8, 1) ERA:	1.0	H	7	0	1	0	1	2	0	0	0	1	0	7	15	0.00	2.000
73 Drew Hayes, R (9, 1) ERA:	1.0	S	4	1	0	0	3	0	0	0	0	0	0	10	10	0.00	1.000

Batter	1	2	3	4	5	6	7	8	9	AB	R	H	RBI	BB	SO	LOB
11 José Ramírez, S (1, 5) OBP: 0.333, SLG: 1.333 1 Michael Martinez, S (5, 5) OBP: 0.333, SLG: 0.333	C X 0-1 F8 ①		X 0-0 G5-3 ②		B S X 1-1 HR		S S S 0-3 K ③			3 1 1 1 0 0 0 1 0 0 0 0 1 0						
12 Francisco Lindor, S (1, 6) OBP: 0.333, SLG: 0.333 77 Eric Stamets, R (5, 6) OBP: 0.667, SLG: 1.667	S S S 0-3 K ②		S S S 0-3 K ③		X 0-0 22 G4-6-3 1B			X 0-0 1B		3 0 1 0 0 2 0 1 0 1 0 0 0 0						
22 Jason Kipnis, L (1, 4) 78 Erik González, R (5, 4) OBP: 0.333, SLG: 0.333	B B B B 4-0 26 S BB			X 0-0 G4-3 ①	X 0-0 G4-6-3 ② ③ 1-2f			S S S 0-3 K ①		2 0 0 0 1 0 1 1 0 0 0 0 1 1						
26 Mike Napoli, R (1, 3) OBP: 0.667, SLG: 0.667 97 Nellie Rodriguez, R (6, 3)	B X 1-0 G5-3 ③ 1-2			X 0-0 36 E 1B		X 0-0 7 G5-4-3 1B		S S S 0-3 K ②		3 1 2 0 0 0 1 1 0 0 0 0 1 1						
36 Jesús Aguilar, R (1, 10) OBP: 0.333, SLG: 0.500 30 Tyler Naquin, L (8, PH) OBP: 0.333, SLG: 1.000 (8, 10)		X 0-0 F8 ①		X 0-0 E2 33 E 1-H 2B		C C C 0-3 K ①		S S S 0-3 K ③		3 1 1 1 0 1 1 1 0 0 0 0 1 1						
7 Collin Cowgill, R (1, 9) 24 Joey Butler, R (6, 9)		S S S 0-3 K2-3 ②		S S S 0-3 K ②		X 0-0 G5-4-3 ② ③ 1-2f			B B B B 4-0 BB	3 0 0 0 0 2 2 0 0 0 0 1 0 0						
33 Robbie Grossman, S (1, 8) OBP: 0.500, SLG: 1.000 9 Shane Robinson, R (6, 8)		X 0-0 3B		X 0-0 E4 3-H			X 0-0 G5-3 ①		X 0-0 F7 ①	2 0 1 0 0 0 0 2 0 0 0 0 0 1						
55 Roberto Pérez, R (1, 2) 30 Anthony Recker, R (4, 2) OBP: 1.000, SLG: 4.000 81 Jeremy Lucas, R (7, 2)		X 0-0 G5-3 ③		X 0-0 G4-3 ③			B B S S S X 2-2 HR		C C C 0-3 K ②	2 0 0 0 0 0 2 1 1 1 1 0 0 0 1 0 0 0 0 1 1						
68 James Ramsey, L (1, 7) 6 Zach Walters, S (5, 7)			X 0-0 G1-3 ①		X 0-0 G4-3 ①		S S S 0-3 K ②		X 0-0 G2 ③	2 0 0 0 0 0 0 2 0 0 0 0 1 1						
Inning Stats	R: 0 E: 0 K: 1 S: 6 H: 0 LOB: 1 BB: 1 P: 11	R: 0 E: 0 K: 1 S: 6 H: 1 LOB: 1 BB: 0 P: 6	R: 0 E: 0 K: 1 S: 5 H: 0 LOB: 0 BB: 0 P: 5	R: 2 E: 2 K: 1 S: 8 H: 2 LOB: 1 BB: 0 P: 8	R: 1 E: 0 K: 0 S: 5 H: 2 LOB: 0 BB: 0 P: 6	R: 0 E: 0 K: 1 S: 5 H: 1 LOB: 0 BB: 0 P: 5	R: 1 E: 0 K: 2 S: 10 H: 1 LOB: 0 BB: 0 P: 12	R: 0 E: 0 K: 3 S: 10 H: 1 LOB: 1 BB: 0 P: 10	R: 0 E: 0 K: 1 S: 5 H: 0 LOB: 1 BB: 1 P: 9	1B: 4 2B: 1 3B: 1 HR: 2 SF: 0 SAC: 0 DP: 2 HBP: 0							

PITCHER		IP	WLS	BF	H	R	ER	SO	BB	IBB	HBP	BLK	WP	HR	S	P	ERA	WHIP
55 Robert Stephenson, R ERA:	(1, 1)	2.0		8	1	0	0	2	1	0	0	0	0	0	12	17	0.00	1.000
84 Cody Reed, L ERA: 4.5	(3, 1)	2.0		9	2	2	1	2	0	0	0	0	0	0	13	13	4.50	1.000
70 Jumbo Díaz, R ERA: 9.0	(5, 1)	1.0		4	2	1	1	0	0	0	0	0	0	1	5	6	9.00	2.000
41 Ryan Mattheus, R ERA:	(6, 1)	1.0		3	1	0	0	1	0	0	0	0	0	0	5	5	0.00	1.000
54 Caleb Cotham, R ERA: 9.0	(7, 1)	1.0		4	1	1	1	2	0	0	0	0	0	1	10	12	9.00	1.000

PITCHER		IP	WLS	BF	H	R	ER	SO	BB	IBB	HBP	BLK	WP	HR	S	P	ERA	WHIP
48 Keyvius Sampson, R ERA:	(8, 1)	1.0		4	1	0	0	3	0	0	0	0	0	0	10	10	0.00	1.000
53 Carlos Contreras, R ERA:	(9, 1)	1.0		4	0	0	0	1	1	0	0	0	0	0	5	9	0.00	1.000

TOP

Cleveland Indians @ Cincinnati Reds

Goodyear Ballpark, Goodyear, AZ

Wed Mar 02 2016, 3:07 PM - 5:42 PM EST

Att. 2,382 - Sunny - 75 F

livebaseballscorecards.com

AB	34
R	4
H	8
RBI	3
BB	2
SO	11
LOB	13

WP: 0 PB: 0 SB: 1 CS: 0 PA: 36

BOTTOM

Batter	1	2	3	4	5	6	7	8	9	AB	R	H	RBI	BB	SO	LOB
6 Billy Hamilton, S (1, 10) 30 Jake Cave, L (6, PH) OBP: 0.500, SLG: 0.667 (7, 10)	K2-3			G3		89 G3-1 2B		B1-3	K	2 3	0 0	0 1	0 0	0 0	1 1	0 2
9 José Peraza, R (1, 4) 89 Alex Blandino, R (6, 4)	P3			F8		G3-1 2-3		K	F8 1-2	2 3	0 0	0 0	0 0	0 0	0 1	0 3
7 Eugenio Suárez, R (1, 5) OBP: 0.600, SLG: 1.200 15 Jordan Pacheco, R (6, 5)	F8			51 1B 2B		G6-3		3 E BB		2 1	1 0	1 0	0 0	0 1	0 0	0 1
51 Brandon Allen, L (1, 3) OBP: 0.333, SLG: 0.333 3 Gavin LaValley, R (6, 3) OBP: 0.500, SLG: 1.000		G4-3		2-H 1B			40 F8 85 1B 2B	E5 1-3		2 2	0 1	1 1	1 0	0 0	0 0	0 1
33 Yorman Rodriguez, R (1, 9) 69 Juan Duran, R (6, 9)		G4-3		F9			K	G6-3		2 2	0 0	0 0	0 0	0 0	0 1	1 3
43 Scott Schebler, L (1, 8) OBP: 0.500, SLG: 1.333 40 Tyler Holt, R (6, 8) OBP: 0.500, SLG: 0.333		L8			K		F8 2-3		85 S 85 E 1B	2 2	0 1	0 1	0 0	0 0	1 0	0 1
76 Jesse Winker, L (1, 7) OBP: 0.250, SLG: 0.500 85 Phillip Ervin, R (6, 7) OBP: 1.000, SLG: 1.000			L9		F8		6 2B 3-H 1B		E4 6 1B 1-H 1B	2 2	0 1	0 2	0 1	0 0	0 0	0 0
82 Calten Daal, R (1, 6) 6 Blake Trahan, R (6, 6) OBP: 1.000, SLG: 1.500			G1-3		F9		1-H 2B		89 DI 1-3 1B	2 2	0 0	0 2	0 1	0 0	0 0	0 0
37 Ramón Cabrera, S (1, 2) 88 Joe Hudson, R (6, 2)			F7			K	K		L1	1 3	0 0	0 0	0 0	0 0	0 2	0 3

Inning Stats	1	2	3	4	5	6	7	8	9
	R: 0 H: 0 E: 0 LOB: 0 K: 1 BB: 0 S: 5 P: 5	R: 0 H: 0 E: 0 LOB: 0 K: 0 BB: 0 S: 3 P: 3	R: 0 H: 0 E: 0 LOB: 0 K: 0 BB: 0 S: 3 P: 3	R: 1 H: 2 E: 0 LOB: 1 K: 0 BB: 0 S: 5 P: 5	R: 0 H: 0 E: 0 LOB: 0 K: 1 BB: 0 S: 5 P: 5	R: 0 H: 1 E: 0 LOB: 1 K: 1 BB: 0 S: 6 P: 6	R: 2 H: 3 E: 0 LOB: 1 K: 2 BB: 0 S: 10 P: 10	R: 0 H: 0 E: 1 LOB: 2 K: 1 BB: 1 S: 6 P: 10	R: 1 H: 3 E: 1 LOB: 2 K: 1 BB: 0 S: 8 P: 10

PITCHER		IP	WLS	BF	H	R	ER	SO	BB	IBB	HBP	BLK	WP	HR	S	P	ERA	WHIP
56 Cody Anderson, R ERA:	(1, 1)	2.0		6	0	0	0	1	0	0	0	0	0	0	8	8	0.00	0.000
50 Tom Gorzelanny, L ERA:	(3, 1)	1.0		3	0	0	0	0	0	0	0	0	0	0	3	3	0.00	0.000
53 Jeff Manship, R ERA: 9.0	(4, 1)	1.0	H	5	2	1	1	0	0	0	0	0	0	0	5	5	9.00	2.000
62 Joba Chamberlain, R ERA:	(5, 1)	1.0	H	3	0	0	0	1	0	0	0	0	0	0	5	5	0.00	0.000
61 Dan Otero, R ERA:	(6, 1)	1.0	H	4	1	0	0	1	0	0	0	0	0	0	6	6	0.00	1.000

PITCHER		IP	WLS	BF	H	R	ER	SO	BB	IBB	HBP	BLK	WP	HR	S	P	ERA	WHIP
57 Kyle Crockett, L ERA: 18.0	(7, 1)	1.0	H	6	3	2	2	2	0	0	0	0	0	0	10	10	18.00	3.000
65 Giovanni Soto, L ERA:	(8, 1)	1.0	H	5	0	0	0	1	1	0	0	0	0	0	6	10	0.00	1.000
69 Ryan Merritt, L ERA: 9.0	(9, 1)	1.0	B	6	3	1	1	1	0	0	0	0	0	0	8	10	9.00	3.000

Cleveland Indians @ Cincinnati Reds

Goodyear Ballpark, Goodyear, AZ

Wed Mar 02 2016, 3:07 PM - 5:42 PM EST

Att. 2,382 - Sunny - 75 F

livebaseballscorecards.com

AB	37
R	4
H	9
RBI	3
BB	1
SO	7
LOB	15

1B: 5	SF: 0		WP: 0	PA: 38		
2B: 4	SAC: 0		PB: 0			
3B: 0	DP: 0		SB: 1			
HR: 0	HBP: 0		CS: 0			

Cincinnati Reds @ Cleveland Indians

Goodyear Ballpark, Goodyear, AZ

Thu Mar 03 2016, 3:09 PM - 5:59 PM EST

Att. 2,565 - Partly Cloudy - 82 F

TOP

livebaseballscorecards.com

Batter	1	2	3	4	5	6	7	8	9	AB	R	H	RBI	BB	SO	LOB
30 Jake Cave, L (1, 8) OBP: 0.444, SLG: 0.500 40 Tyler Holt, R (6, PH) OBP: 0.500, SLG: 0.400 (6, 8)	BBBB 4-0 3 1B 4 SF9 BB	CSS 0-3 ③ K			X 0-0 ① G4-3	X 0-0 6 G6-4-3 1-2 2-3 3-H 1B		X 0-0 ① F9		2 2	1 0	0 1	0 1	1 1	1 0	0 1
3 Iván De Jesús Jr., R (1, 6) OBP: 0.600, SLG: 0.600 6 Blake Trahan, R (6, PH) OBP: 0.750, SLG: 1.000 (6, 6)	X 0-0 4 SF9 19 BB 23 1B 1-3 1B		X 0-0 1B		X 0-0 ② G6-3	X 0-0 ① ② G6-4-3 1-2f 2-3 3-H		X 0-0 1-2 1B		3 2	1 0	2 1	0 0	0 0	0 0	0 2
19 Joey Votto, L (1, 3) OBP: 0.833, SLG: 0.667 3 Gavin LaValley, R (6, PH) OBP: 0.500, SLG: 0.667 (6, 3)	BBBB 4-0 4 SF9 23 1B 1-2 BB		X 0-0 ① F8		BBBB 4-0 BB	BBBB 4-0 82 1B BB		SCS 0-3 ② K		1 1	1 0	0 0	0 0	2 1	0 1	1 2
4 Brandon Phillips, R (1, 4) OBP: 0.167, SLG: 0.200 82 Calten Daal, R (6, PH) OBP: 0.167, SLG: 0.167 (6, 4)	X 0-0 ① SF9 1-2 2-3 3-H		X 0-0 ② F8		X 0-0 ③ G1-3	X 0-0 1-3 3-H 1B		CSS 0-3 ③ K2-3		2 2	0 0	0 1	1 1	0 0	0 1	2 2
32 Jay Bruce, L (1, 9) OBP: 0.400, SLG: 0.800 69 Juan Duran, R (6, PR) OBP: 0.250, SLG: 1.000 (6, 9)	CSS 0-3 ② K		X 0-0 ③ G4-3			85 1B 76 1B 2B CSS 0-3 ③ K			CX 0-1 HR	3 2	0 2	1 1	0 1	0 0	1 1	3 3
23 Adam Duvall, R (1, 7) OBP: 0.500, SLG: 0.500 85 Phillip Ervin, R (6, PH) OBP: 0.800, SLG: 0.800 (6, 7)	X 0-0 2-H 3-H 1B			X 0-0 ① F7		X 0-0 76 1B 76 S 80 2B 2-3 1B	CSS 0-3 ① K		X 0-0 80 G6-4-3 1B	2 3	0 1	1 2	2 0	0 0	0 1	0 0
15 Jordan Pacheco, R (1, 10) 76 Jesse Winker, L (6, PH) OBP: 0.286, SLG: 0.429 (6, 10)	CSS 0-3 ③ K			CSC 0-3 ② K		CX 0-1 80 2B 40 1B 1-3 3-H 1B	X 0-0 ② F9		X 0-0 ① F8	2 3	0 1	0 1	0 1	0 0	2 0	1 1
16 Tucker Barnhart, L (1, 2) OBP: 0.500, SLG: 0.667 80 Chad Wallach, R (6, PH) OBP: 0.200, SLG: 0.400 (6, 2)		CSC 0-3 ① K		X 0-0 89 1B 2B		X 0-0 40 1B 6 G6-4-3 1-3 3-H 2B	X 0-0 ③ G4-3		X 0-0 ② ③ G6-4-3 1-2f	2 3	0 1	1 1	0 1	0 0	1 0	0 1
89 Alex Blandino, R (1, 5) OBP: 0.200, SLG: 0.200 16 Brantley Bell, R (6, PH) (6, 5)		CSS 0-3 ② K		X 0-0 ③ 2-H 1B		H 1-0 6 G6-4-3 40 1B 82 1B HBP		BBBB 4-0 6 1B BB		2 0	0 1	1 0	0 0	0 1	1 0	0 0
Inning Stats	R: 3 E: 0 K: 2 S: 9 H: 2 LOB: 1 BB: 2 P: 17	R: 0 E: 0 K: 3 S: 9 H: 0 LOB: 0 BB: 0 P: 9	R: 0 E: 0 K: 0 S: 4 H: 1 LOB: 1 BB: 0 P: 4	R: 0 E: 0 K: 1 S: 6 H: 2 LOB: 2 BB: 0 P: 6	R: 0 E: 0 K: 0 S: 3 H: 0 LOB: 1 BB: 1 P: 7	R: 5 E: 0 K: 1 S: 11 H: 6 LOB: 3 BB: 1 P: 16	R: 0 E: 0 K: 1 S: 5 H: 0 LOB: 0 BB: 0 P: 5	R: 0 E: 0 K: 2 S: 8 H: 1 LOB: 2 BB: 1 P: 12	R: 1 E: 0 K: 0 S: 5 H: 2 LOB: 0 BB: 0 P: 5	1B: 10 2B: 3 3B: 0 HR: 1 SF: 1 SAC: 0 DP: 2 HBP: 1						

PITCHER		IP	WLS	BF	H	R	ER	SO	BB	IBB	HBP	BLK	WP	HR	S	P	ERA	WHIP
31 Danny Salazar, R ERA: 13.5	(1, 1)	2.0	L	10	2	3	3	5	2	0	0	0	0	0	18	26	13.50	2.000
67 Jarrett Grube, R ERA:	(3, 1)	1.0		4	1	0	0	0	0	0	0	0	0	0	4	4	0.00	1.000
34 Zach McAllister, R ERA:	(4, 1)	2.0		8	2	0	0	1	1	0	0	0	0	0	9	13	0.00	1.500
27 Bryan Shaw, R ERA: 67.5	(6, 1)	0.2		8	5	5	5	0	1	0	1	0	0	0	7	12	67.50	9.000
52 Felipe Paulino, R ERA: 6.75	(6, 1)	0.1		2	1	0	0	1	0	0	0	0	0	0	4	4	0.00	3.000

PITCHER		IP	WLS	BF	H	R	ER	SO	BB	IBB	HBP	BLK	WP	HR	S	P	ERA	WHIP
54 Joe Thatcher, L ERA:	(7, 1)	1.0		3	0	0	0	1	0	0	0	0	0	0	5	5	0.00	0.000
51 Shawn Armstrong, R ERA:	(8, 1)	1.0		5	1	0	0	2	1	0	0	0	0	0	8	12	0.00	2.000
80 Will Roberts, R ERA: 9.0	(9, 1)	1.0		4	2	1	1	0	0	0	0	0	0	1	5	5	9.00	2.000

AB	37
R	9
H	14
RBI	8
BB	5
SO	10
LOB	19

WP: 0 PB: 0 SB: 1 CS: 0 PA: 44

Batter	1	2	3	4	5	6	7	8	9	AB	R	H	RBI	BB	SO	LOB
20 Rajai Davis, R (1, 8) 9 Shane Robinson, R (6, 8) OBP: 0.400, SLG: 0.250	F8		K		F9			36 G4-6-3 1B		3 1	0 0	0 1	0 0	0 0	1 0	3 0
10 Yan Gomes, R (1, 2) OBP: 0.500, SLG: 0.333 45 Adam Moore, R (5, 2) OBP: 0.667, SLG: 1.000	K			L4		41 G6-5-3 BB		K		2 1	0 0	0 0	0 0	0 1	1 1	0 1
41 Carlos Santana, S (1, 3) OBP: 0.400, SLG: 1.000 36 Jesús Aguilar, R (7, 3) OBP: 0.286, SLG: 0.429	L4			8 G4-6-3 BB		G6-5-3 1-2f		G4-6-3 1-2f		2 1	0 0	0 0	0 0	1 0	0 0	1 1
8 Lonnie Chisenhall, L (1, 9) 7 Collin Cowgill, R (6, 9)		G6-3		G4-6-3 1-2f		G6-3			F9	2 2	0 0	0 0	0 0	0 0	0 0	1 0
24 Joey Butler, R (1, 7) OBP: 0.400, SLG: 0.250 68 James Ramsey, L (6, 7)		G5-3			30 E 30 FC3 78 SF9 1B		G3		K	2 2	1 0	1 0	0 0	0 0	0 1	0 0
30 Tyler Naquin, L (1, 10) OBP: 0.333, SLG: 0.667 33 Robbie Grossman, R (8, PH) OBP: 0.600, SLG: 1.000		G6-3			FC3 77 BB 1-3		1 2B 1B		BB	3 0	0 0	1 0	0 0	0 1	0 0	1 0
39 Gio Urshela, R (1, 5) 79 Todd Hankins, R (6, 5) OBP: 0.667, SLG: 0.500 6 Zach Walters, S (9, PH)			P3		F9		K		P5	2 1 1	0 0 0	0 0 0	0 0 0	0 0 0	0 1 0	2 1 1
78 Erik González, R (1, 4) OBP: 0.200, SLG: 0.250 1 Michael Martinez, S (6, 4) OBP: 0.500, SLG: 0.750			G6-3		SF9 3-H		1-3 2B			1 1	0 0	0 1	1 0	0 0	0 0	0 0
77 Eric Stamets, R (1, 6) OBP: 0.800, SLG: 1.667 11 José Ramírez, S (6, 6) OBP: 0.250, SLG: 1.000							F8			0 1	0 0	0 0	0 0	2 0	0 0	0 2
Inning Stats	R: 0 E: 0 K: 1 S: 5 / H: 0 LOB: 0 BB: 0 P: 5	R: 0 E: 0 K: 0 S: 3 / H: 0 LOB: 0 BB: 0 P: 3	R: 0 E: 0 K: 1 S: 5 / H: 0 LOB: 1 BB: 1 P: 9	R: 0 E: 0 K: 0 S: 2 / H: 0 LOB: 0 BB: 1 P: 6	R: 1 E: 1 K: 0 S: 5 / H: 1 LOB: 2 BB: 1 P: 9	R: 0 E: 0 K: 0 S: 2 / H: 0 LOB: 0 BB: 1 P: 6	R: 0 E: 0 K: 1 S: 7 / H: 2 LOB: 2 BB: 0 P: 7	R: 0 E: 0 K: 1 S: 5 / H: 1 LOB: 0 BB: 0 P: 5	R: 0 E: 0 K: 1 S: 5 / H: 0 LOB: 1 BB: 1 P: 9	1B: 3 2B: 1 3B: 0 HR: 0	SF: 1 SAC: 0 DP: 3 HBP: 0						WP: 0 PB: 0 SB: 0 CS: 0	PA: 34

PITCHER		IP	WLS	BF	H	R	ER	SO	BB	IBB	HBP	BLK	WP	HR	S	P	ERA	WHIP
28 Anthony DeSclafani, R ERA:	(1, 1)	2.0	W	6	0	0	0	1	0	0	0	0	0	0	8	8	0.00	0.000
61 Jonathan Sánchez, L ERA:	(3, 1)	2.0	H	7	0	0	0	1	2	0	0	0	0	0	7	15	0.00	1.000
60 J.J. Hoover, R ERA:	(5, 1)	1.0	H	6	1	1	0	0	1	0	0	0	0	0	5	9	0.00	2.000
65 Sal Romano, R ERA:	(6, 1)	1.0		3	0	0	0	0	1	0	0	0	0	0	2	6	0.00	1.000
71 Stephen Johnson, R ERA:	(7, 1)	1.0		5	2	0	0	1	0	0	0	0	0	0	7	7	0.00	2.000

PITCHER		IP	WLS	BF	H	R	ER	SO	BB	IBB	HBP	BLK	WP	HR	S	P	ERA	WHIP
62 Pedro Villarreal, R ERA:	(8, 1)	1.0		3	1	0	0	1	0	0	0	0	0	0	5	5	0.00	1.000
86 Layne Somsen, R ERA:	(9, 1)	1.0		4	0	0	0	1	1	0	0	0	0	0	5	9	0.00	1.000

BOTTOM

Cincinnati Reds @ Cleveland Indians

Goodyear Ballpark, Goodyear, AZ

Thu Mar 03 2016, 3:09 PM - 5:59 PM EST

Att. 2,565 - Partly Cloudy - 82 F

livebaseballscorecards.com

AB	28
R	1
H	4
RBI	1
BB	5
SO	5
LOB	14

Batter	1	2	3	4	5	6	7	8	9	AB	R	H	RBI	BB	SO	LOB
11 José Ramírez, S (1, 5) OBP: 0.286, SLG: 0.667	F7		22 FC6-4 1-2 BB	K			78 1B 77 2B 1B	K2-3		2	0	0	0	1	1	1
79 Todd Hankins, R (6, 5) OBP: 0.600, SLG: 0.500										2	1	1	0	0	1	1
22 Jason Kipnis, L (1, 4)	G4-3		FC6-4 12 1B 1-2f 2-3		G4-3		77 WP 77 2B 1-3 1B		G6-3	3	0	0	0	0	0	2
78 Erik González, R (6, 4) OBP: 0.286, SLG: 0.333										2	1	1	0	0	0	0
12 Francisco Lindor, S (1, 6) OBP: 0.333, SLG: 0.333	G4-3		26 S 1-3 3-H 1B		G5-3		36 PB 30 1B 1-H 3-H 2B		L9	3	0	1	1	0	0	0
77 Eric Stamets, R (6, 6) OBP: 0.714, SLG: 1.400										2	1	1	2	0	0	0
26 Mike Napoli, R (1, 3) OBP: 0.333, SLG: 0.333		F7	P6 1-2		G6-3		30 1B 2-3 BB		K	3	0	0	0	0	0	2
36 Jesús Aguilar, R (6, 3) OBP: 0.333, SLG: 0.375										1	0	0	0	1	1	0
7 Collin Cowgill, R (1, 8)		9 1B 33 S BB	G6-3		G5-3		1-2 3-H 1B			2	0	0	0	1	0	2
30 Tyler Naquin, L (6, 8) OBP: 0.429, SLG: 0.714										1	0	1	1	0	0	0
33 Robbie Grossman, S (1, 9) OBP: 0.375, SLG: 0.571		K 1-2		K	G3		K2-3			3	0	0	0	0	2	1
68 James Ramsey, L (6, 9)										1	0	0	0	0	1	2
9 Shane Robinson, R (1, 10) OBP: 0.500, SLG: 0.333										2	1	1	0	1	0	0
24 Joey Butler, R (8, PH) OBP: 0.333, SLG: 0.200		2-3 1B	55 2B BB		G5-3			G6-3		1	0	0	0	0	0	0
6 Zach Walters, S (1, 7)		K2-3		K			G3-1	G4-3		3	0	0	0	0	2	3
1 Michael Martinez, S (7, 7) OBP: 0.400, SLG: 0.600										1	0	0	0	0	0	0
55 Roberto Pérez, R (1, 2) OBP: 0.500, SLG: 0.750			22 FC6-4 11 BB 12 1B 1B	1-H 2B			G6-3	BB		2	1	2	1	0	0	0
30 Anthony Recker, R (6, 2) OBP: 0.667, SLG: 2.000										1	0	0	0	1	0	0
Inning Stats	R: 0 H: 0 E: 0 LOB: 0 K: 0 BB: 0 S: 3 P: 3	R: 0 H: 1 E: 0 LOB: 2 K: 2 BB: 1 S: 8 P: 13	R: 1 H: 2 E: 0 LOB: 2 K: 0 BB: 1 S: 5 P: 10	R: 1 H: 1 E: 0 LOB: 1 K: 3 BB: 1 S: 10 P: 14	R: 0 H: 0 E: 0 LOB: 0 K: 0 BB: 0 S: 3 P: 3	R: 0 H: 0 E: 0 LOB: 0 K: 0 BB: 0 S: 3 P: 3	R: 3 H: 4 E: 0 LOB: 2 K: 1 BB: 1 S: 9 P: 14	R: 0 H: 0 E: 0 LOB: 1 K: 1 BB: 1 S: 5 P: 9	R: 0 H: 0 E: 0 LOB: 0 K: 1 BB: 0 S: 5 P: 5	1B: 6 SF: 0 2B: 2 SAC: 0 3B: 0 DP: 0 HR: 0 HBP: 0						

PITCHER		IP	WLS	BF	H	R	ER	SO	BB	IBB	HBP	BLK	WP	HR	S	P	ERA	WHIP
44 Jacob Turner, R ERA:	(1, 1)	2.0		8	1	0	0	2	1	0	0	0	0	0	11	16	0.00	1.000
54 Chris Beck, R ERA: 9.0	(3, 1)	2.0	B	11	3	2	2	3	2	0	0	0	0	0	15	24	9.00	2.500
74 Will Lamb, L ERA:	(5, 1)	1.0		3	0	0	0	0	0	0	0	0	0	0	3	3	0.00	0.000
Scott Carroll, R ERA: 16.2	(6, 1)	1.2		9	3	3	3	0	1	0	0	0	1	0	8	13	16.20	2.400
78 Peter Tago, R ERA:	(7, 1)	0.1		2	1	0	0	1	0	0	0	0	0	0	4	4	0.00	3.000

PITCHER		IP	WLS	BF	H	R	ER	SO	BB	IBB	HBP	BLK	WP	HR	S	P	ERA	WHIP
48 Tommy Kahnle, R ERA:	(8, 1)	1.0		4	0	0	0	1	1	0	0	0	0	0	5	9	0.00	1.000
66 Michael Ynoa, R ERA:	(9, 1)	1.0		3	0	0	0	1	0	0	0	0	0	0	5	5	0.00	0.000

Cleveland Indians @ Chicago White Sox

Camelback Ranch, Glendale, AZ

Fri Mar 04 2016, 3:06 PM - 6:04 PM EST

Att. 3,373 - Partly Cloudy - 84 F

TOP

livebaseballscorecards.com

AB	35
R	5
H	8
RBI	5
BB	5
SO	8
LOB	14

1B: 6	SF: 0	WP: 1	PA: 40
2B: 2	SAC: 0	PB: 1	
3B: 0	DP: 0	SB: 2	
HR: 0	HBP: 0	CS: 0	

Cleveland Indians @ Chicago White Sox

Camelback Ranch, Glendale, AZ

Fri Mar 04 2016, 3:06 PM - 6:04 PM EST

Att. 3,373 - Partly Cloudy - 84 F

livebaseballscorecards.com

Batter	1	2	3	4	5	6	7	8	9	AB	R	H	RBI	BB	SO	LOB
7 Jimmy Rollins, S (1, 6) OBP: 0.333, SLG: 0.333	G1-3		F8		79 BB; 15 1B; 1B		K2-3		5 CS; 2-H; 3-H; 1B	3	0	1	0	0	0	1
29 Héctor Sánchez, S (6, 2) OBP: 0.500, SLG: 0.500										2	0	1	2	0	1	0
87 Adam Engel, R (9, PR)										0	0	0	0	0	0	0
15 Brett Lawrie, R (1, 4) OBP: 0.667, SLG: 1.250	HR		K		1-2; 79 BB; 1B		2B		F8; 1-2	3	1	2	1	0	1	1
5 Yolmer Sánchez, S (6, 4) OBP: 0.333, SLG: 0.667										2	0	1	0	0	0	1
79 José Abreu, R (1, 10)	L9		G6-3		1-2; 2-3; BB		F7			2	0	0	0	1	0	1
64 Travis Ishikawa, L (7, PH) (8, 10)										1	0	0	0	0	0	1
21 Todd Frazier, R (1, 5) OBP: 0.167, SLG: 0.200	53 CS; 1B			E5	G5-3			G4-3		3	0	1	0	0	0	3
22 Matt Davidson, R (6, 5)										1	0	0	0	0	0	0
53 Melky Cabrera, S (1, 7)	CS; 1-2	K		G6-3		F9		K		3	0	0	0	0	1	1
60 Daniel Fields, L (7, 7)										1	0	0	0	0	1	0
25 Adam LaRoche, L (1, 3) OBP: 0.333, SLG: 1.333		L8		L7		2-2; HR		G5-3		3	1	1	1	0	0	1
24 Mike Olt, R (7, 3)										1	0	0	0	0	0	0
82 Jason Coats, R (1, 9) OBP: 0.250, SLG: 1.000		HR		G4-3		F9				3	1	1	1	0	0	1
83 Courtney Hawkins, R (8, 9)										0	1	0	0	1	0	0
31 Alex Avila, L (1, 2)		K			20 G4-6-3; BB	K			L9	1	0	0	0	1	1	0
28 Leury García, S (5, PR) (6, 6)										2	0	0	0	0	1	1
20 JB Shuck, L (1, 8)			E3		G4-6-3; 1-2f		L9		1-3; 29 1B; 2B	3	0	0	0	0	0	1
86 Jacob May, S (8, 8) OBP: 0.667, SLG: 1.000										1	1	1	0	0	0	0
Inning Stats	R: 1 E: 0 K: 0 S: 4 H: 2 LOB: 0 BB: 0 P: 6	R: 1 E: 0 K: 2 S: 8 H: 1 LOB: 0 BB: 0 P: 9	R: 0 E: 1 K: 1 S: 6 H: 0 LOB: 1 BB: 0 P: 6	R: 0 E: 1 K: 0 S: 4 H: 0 LOB: 1 BB: 0 P: 4	R: 0 E: 0 K: 0 S: 4 H: 2 LOB: 3 BB: 2 P: 12	R: 1 E: 0 K: 1 S: 8 H: 1 LOB: 0 BB: 0 P: 10	R: 0 E: 0 K: 1 S: 6 H: 1 LOB: 1 BB: 0 P: 6	R: 0 E: 0 K: 1 S: 5 H: 0 LOB: 0 BB: 0 P: 5	R: 2 E: 0 K: 0 S: 5 H: 2 LOB: 1 BB: 1 P: 9	1B: 4 2B: 2 3B: 0 HR: 3	SF: 0 SAC: 0 DP: 1 HBP: 0						

	AB	35
	R	5
	H	9
	RBI	5
	BB	3
	SO	6
	LOB	13

WP: 0 PB: 0 SB: 0 CS: 2 PA: 39

PITCHER		IP	WLS	BF	H	R	ER	SO	BB	IBB	HBP	BLK	WP	HR	S	P	ERA	WHIP
47 Trevor Bauer, R ERA: 9.0	(1, 1)	2.0		8	3	2	2	2	0	0	0	0	0	2	12	15	9.00	1.500
37 Cody Allen, R ERA:	(3, 1)	1.0		4	0	0	0	1	0	0	0	0	0	0	6	6	0.00	0.000
73 Mike Clevinger, R ERA:	(4, 1)	2.0		10	2	0	0	0	2	0	0	0	0	0	8	16	0.00	2.000
44 Ross Detwiler, L ERA: 13.5	(6, 1)	1.0		4	1	1	1	1	0	0	0	0	0	1	8	10	9.00	1.000
49 Austin Adams, R ERA:	(7, 1)	1.0	H	4	1	0	0	1	0	0	0	0	0	0	6	6	0.00	1.000

PITCHER		IP	WLS	BF	H	R	ER	SO	BB	IBB	HBP	BLK	WP	HR	S	P	ERA	WHIP
57 Kyle Crockett, L ERA: 9.0	(8, 1)	1.0	H	3	0	0	0	1	0	0	0	0	0	0	5	5	0.00	0.000
76 Adam Plutko, R ERA: 9.0	(9, 1)	1.0	B	5	2	2	2	0	1	0	0	0	0	0	5	9	18.00	3.000

Batter	1	2	3	4	5	6	7	8	9	AB	R	H	RBI	BB	SO	LOB
7 Grégor Blanco, L (1, 7) OBP: 0.167, SLG: 0.167	CSS 0-3 ① K		x 0-0 1-3 1B		x 0-0 ③ G4-3			x 0-0 ①② G6-4-3 1-2f 3-H	CSS 0-3 ③ K	3	0	1	0	0	1	0
96 Tyler Horan, L (5, 7)										1	0	0	0	0	0	1
90 Seth Harrison, R (9, PH) (9, 7)										1	0	0	0	0	1	2
5 Matt Duffy, R (1, 5)	x 0-0 ② G3-1		x 0-0 ② SF8 3-H			x 0-0 ① F9		SSC 0-3 ③ K		2	0	0	1	0	0	0
83 Ryder Jones, L (6, 5) OBP: 0.400, SLG: 0.600										1	0	0	0	0	1	0
35 Brandon Crawford, L (1, 10)	CSS 0-3 ③ K		x 0-0 ③ P5			SCS 0-3 ② K			x 0-0 77 WP 79 BB 77 BB 1B	3	0	0	0	0	2	1
78 Ty Ross, R (9, PH) OBP: 0.667, SLG: 0.667 (9, 10)										1	0	1	0	0	0	0
45 Kyle Blanks, R (1, 3) OBP: 0.667, SLG: 1.250		x 0-0 ① G5-3		x 0-0 1B		x 0-0 ③ G5-3			BBBB 4-0 77 BB 77 WP 80 1B 1-2 BB	3	0	1	0	0	0	0
79 Brandon Bednar, R (6, 3)										0	1	0	0	1	0	0
34 Andrew Susac, R (1, 2) OBP: 0.111, SLG: 0.444		x 0-0 ② G6-3		x 0-0 ① F7			x 0-0 ① G6-3		BBBB 4-0 ① 75 BB 80 1B 1-3 2-H BB	3	0	0	0	0	0	1
77 Aramis Garcia, R (7, 2)										0	1	0	0	1	0	0
75 Ryan Lollis, L (1, 9) OBP: 0.222, SLG: 0.125	CSS 0-3 ③ K			SCS 0-3 ② K			x 0-0 ② G1-3		BBBB 4-0 80 1B 81 FC5-4 1-2 BB	3	1	0	0	1	2	1
13 Ehire Adrianza, S (1, 6) OBP: 0.200, SLG: 0.300		x 0-0 81 1B 84 SF9 2B	x 0-0 ③ F8				SSC 0-3 ③ K		x 0-0 81 FC5-4 1-3 2-H 3-H 1B	3	1	1	0	0	1	1
80 Hak-Ju Lee, L (7, 6) OBP: 0.400, SLG: 0.400										1	0	1	2	0	0	0
81 Junior Arias, R (1, 8) OBP: 0.250, SLG: 0.250		x 0-0 7 1B 5 SF8 2-3 1B			x 0-0 ① F9			x 0-0 84 1B 96 G6-4-3 1B	x 0-0 ② FC5-4 84 BB 1-2f 3-H	4	2	2	1	0	0	1
84 Rando Moreno, S (1, 4) OBP: 0.500, SLG: 0.500		x 0-0 ① SF9 3-H			x 0-0 ② G6-3			x 0-0 96 G6-4-3 1-3 1B	BBBB 4-0 1-2 BB	2	0	1	1	1	0	0
Inning Stats	R: 0 E: 0 K: 2 S: 7 H: 0 LOB: 0 BB: 0 P: 7	R: 0 E: 0 K: 1 S: 5 H: 0 LOB: 0 BB: 0 P: 5	R: 2 E: 0 K: 0 S: 6 H: 3 LOB: 1 BB: 0 P: 6	R: 0 E: 0 K: 1 S: 6 H: 1 LOB: 1 BB: 0 P: 6	R: 0 E: 0 K: 0 S: 3 H: 0 LOB: 0 BB: 0 P: 3	R: 0 E: 0 K: 1 S: 5 H: 0 LOB: 0 BB: 0 P: 5	R: 0 E: 0 K: 1 S: 5 H: 0 LOB: 0 BB: 0 P: 5	R: 1 E: 0 K: 1 S: 6 H: 2 LOB: 0 BB: 0 P: 6	R: 3 E: 0 K: 1 S: 6 H: 2 LOB: 2 BB: 4 P: 22	1B: 7 2B: 1 3B: 0 HR: 0	SF: 2 SAC: 0 DP: 1 HBP: 0						

TOP

San Francisco Giants @ Cleveland Indians

Goodyear Ballpark, Goodyear, AZ

Sat Mar 05 2016, 3:09 PM - 5:57 PM EST

Att. 6,007 - Sunny - 79 F

livebaseballscorecards.com

AB	31
R	6
H	8
RBI	5
BB	4
SO	8
LOB	8

WP: 1 PB: 0 SB: 0 CS: 0 PA: 37

PITCHER		IP	WLS	BF	H	R	ER	SO	BB	IBB	HBP	BLK	WP	HR	S	P	ERA	WHIP
28 Corey Kluber, R ERA:	(1, 1)	2.0		6	0	0	0	3	0	0	0	0	0	0	12	12	0.00	0.000
43 Josh Tomlin, R ERA: 9.0	(3, 1)	2.0		10	4	2	2	1	0	0	0	0	0	0	12	12	9.00	2.000
58 TJ House, L ERA: 4.5	(5, 1)	2.0		6	0	0	0	1	0	0	0	0	0	0	8	8	0.00	0.000
50 Tom Gorzelanny, L ERA:	(7, 1)	1.0		3	0	0	0	1	0	0	0	0	0	0	5	5	0.00	0.000
61 Dan Otero, R ERA: 4.5	(8, 1)	1.0	L	4	2	1	1	1	0	0	0	0	0	0	6	6	9.00	2.000

PITCHER		IP	WLS	BF	H	R	ER	SO	BB	IBB	HBP	BLK	WP	HR	S	P	ERA	WHIP
65 Giovanni Soto, L ERA: 16.2	(9, 1)	0.2		7	2	3	3	0	4	0	0	0	1	0	3	19	40.50	9.000
94 Nick Maronde, L ERA:	(9, 1)	0.1		1	0	0	0	1	0	0	0	0	0	0	3	3	0.00	0.000

Batter	1	2	3	4	5	6	7	8	9	AB	R	H	RBI	BB	SO	LOB
20 Rajai Davis, R (1, 7)	F8	K			K	G6-3			BB	3	0	0	0	0	2	2
68 James Ramsey, L (6, 7)										1	0	0	0	1	0	0
38 Will Venable, L (1, 10)	L5		P5		F7		G1-3		1B	3	0	0	0	0	0	0
81 Jeremy Lucas, R (7, PH) (8, 10) OBP: 0.333, SLG: 0.333										2	0	1	0	0	0	0
10 Yan Gomes, R (1, 2) OBP: 0.571, SLG: 0.667	1B		F8		2B		K		F9	3	1	2	0	0	0	0
45 Adam Moore, R (6, 2) OBP: 0.400, SLG: 0.500										2	0	0	0	0	1	2
41 Carlos Santana, S (1, 3) OBP: 0.500, SLG: 1.000	1B		F8		2B		K		BB	3	1	2	1	0	0	0
36 Jesús Aguilar, R (6, 3) OBP: 0.364, SLG: 0.333										1	0	0	0	1	1	0
8 Lonnie Chisenhall, L (1, 9)	F7			F8	HBP			F7	F8	2	0	0	0	0	0	2
33 Robbie Grossman, S (6, 9) OBP: 0.300, SLG: 0.444										2	0	0	0	0	0	3
39 Gio Urshela, R (1, 5) OBP: 0.429, SLG: 0.500		G1		2B	1B			G6-3		3	0	2	1	0	0	0
91 Ronny Rodríguez, R (6, 5)										1	0	0	0	0	0	0
30 Tyler Naquin, L (1, 8) OBP: 0.400, SLG: 0.700	2B		F8		F8			BB		3	0	1	0	0	0	3
9 Shane Robinson, R (6, 8) OBP: 0.556, SLG: 0.333										0	0	0	0	1	0	0
78 Erik González, R (1, 6) OBP: 0.300, SLG: 0.250	L4		BB			F9		F8		2	0	0	0	1	0	1
77 Eric Stamets, R (7, 6) OBP: 0.625, SLG: 1.167										1	0	0	0	0	0	1
1 Michael Martinez, S (1, 4) OBP: 0.375, SLG: 0.500	1B		K			G4-3			K	3	0	1	0	0	1	2
79 Todd Hankins, R (7, 4) OBP: 0.500, SLG: 0.400										1	0	0	0	0	1	0
Inning Stats	R: 0 E: 0 K: 0 S: 5 H: 2 LOB: 2 BB: 0 P: 5	R: 0 E: 0 K: 1 S: 7 H: 2 LOB: 2 BB: 0 P: 7	R: 0 E: 0 K: 0 S: 3 H: 0 LOB: 0 BB: 0 P: 3	R: 0 E: 0 K: 1 S: 6 H: 1 LOB: 2 BB: 1 P: 10	R: 2 E: 0 K: 1 S: 8 H: 3 LOB: 2 BB: 0 P: 9	R: 0 E: 0 K: 0 S: 3 H: 0 LOB: 0 BB: 0 P: 3	R: 0 E: 0 K: 2 S: 7 H: 0 LOB: 0 BB: 0 P: 7	R: 0 E: 0 K: 0 S: 3 H: 0 LOB: 1 BB: 1 P: 7	R: 0 E: 0 K: 1 S: 7 H: 1 LOB: 3 BB: 2 P: 15	1B: 5 2B: 4 3B: 0 HR: 0	SF: 0 SAC: 0 DP: 0 HBP: 1						

PITCHER		IP	WLS	BF	H	R	ER	SO	BB	IBB	HBP	BLK	WP	HR	S	P	ERA	WHIP
68 Chris Stratton, R	(1, 1)	2.0		10	4	0	0	1	0	0	0	0	0	0	12	12	0.00	2.000
ERA:																		
76 Adalberto Mejía, L	(3, 1)	2.0		8	1	0	0	1	1	0	0	0	1	0	9	13	0.00	1.000
ERA:																		
32 Vin Mazzaro, R	(5, 1)	1.0	B	7	3	2	2	1	0	0	1	0	0	0	8	9	18.00	3.000
ERA: 9.0																		
86 Chase Johnson, R	(6, 1)	1.0		3	0	0	0	0	0	0	0	0	0	0	3	3	0.00	0.000
ERA:																		
62 Cory Gearrin, R	(7, 1)	1.0	W	3	0	0	0	2	0	0	0	0	0	0	7	7	0.00	0.000
ERA:																		

PITCHER		IP	WLS	BF	H	R	ER	SO	BB	IBB	HBP	BLK	WP	HR	S	P	ERA	WHIP
65 Ray Black, R	(8, 1)	1.0	H	4	0	0	0	0	1	0	0	0	0	0	3	7	0.00	1.000
ERA:																		
64 Derek Law, R	(9, 1)	1.0		6	1	0	0	1	2	0	0	0	0	0	7	15	0.00	3.000
ERA:																		

BOTTOM

San Francisco Giants @ Cleveland Indians

Goodyear Ballpark, Goodyear, AZ

Sat Mar 05 2016, 3:09 PM - 5:57 PM EST

Att. 6,007 - Sunny - 79 F

livebaseballscorecards.com

AB	36
R	2
H	9
RBI	2
BB	4
SO	6
LOB	16

1B: 5 2B: 4 3B: 0 HR: 0 SF: 0 SAC: 0 DP: 0 HBP: 1

WP: 1 PB: 0 SB: 0 CS: 0 PA: 41

Cleveland Indians @ Milwaukee Brewers

Maryvale Baseball Park, Phoenix, AZ

Sun Mar 06 2016, 3:09 PM - 6:06 PM EST

Att. 5,114 - Sunny - 79 F

livebaseballscorecards.com

Batter	1	2	3	4	5	6	7	8	9	AB	R	H	RBI	BB	SO	LOB
22 Jason Kipnis, L (1, 4) OBP: 0.200, SLG: 0.111 36 Jesús Aguilar, R (7, 3) OBP: 0.417, SLG: 0.333	C X 0-1 ① L1-3		X 0-0 ① G4-3		X 0-0 ③ G4-3		X 0-0 26 F8 12 BB 1B		B B B B 4-0 BB	4 0 1 0 0 0 0 0 0 0 0 1 0 0						
12 Francisco Lindor, S (1, 6) OBP: 0.500, SLG: 0.375 77 Eric Stamets, R (7, 6) OBP: 0.556, SLG: 1.000	B B B B 4-0 26 BB BB		X 0-0 ② F7			X 0-0 26 HR 1B	B B B B 4-0 1-2 BB		S S S 0-3 ③ K	2 1 1 0 2 0 0 1 0 0 0 0 1 1						
26 Mike Napoli, R (1, 3) OBP: 0.400, SLG: 0.667 79 Todd Hankins, R (7, 4) OBP: 0.500, SLG: 0.400	B B B B 4-0 1-2 BB		X 0-0 ③ P4			B F X 1-1 1-H HR	X 0-0 ② F8 2-3			3 1 1 2 1 0 2 0 0 0 0 0 0 0						
11 José Ramírez, S (1, 5) OBP: 0.400, SLG: 0.625 39 Gio Urshela, R (6, 5) OBP: 0.375, SLG: 0.429	S F S 0-3 ② K			X 0-0 24 S 38 G4-3 1B		B B B B 4-0 24 HR BB	S S S 0-3 ③ K			2 1 1 0 1 1 2 1 0 0 0 0 1 2						
38 Will Venable, L (1, 8) 30 Tyler Naquin, L (6, 8) OBP: 0.364, SLG: 0.636	X 0-0 ③ G3-1			X 0-0 ① G4-3 1-2		S S S 0-3 ① K		X 0-0 ① G4-3		3 0 0 0 0 1 4 1 0 0 0 0 0 0						
24 Joey Butler, R (1, 7) OBP: 0.333, SLG: 0.625 6 Zach Walters, S (6, 7)		X 0-0 ① L4		B S S S 1-3 ② K 2-3		B F B B X 3-1 1-H HR		X 0-0 ② P5		3 1 1 2 0 1 1 1 0 0 0 0 0 0						
7 Collin Cowgill, R (1, 9) OBP: 0.182, SLG: 0.400 33 Robbie Grossman, S (6, 9) OBP: 0.273, SLG: 0.400		B B X 2-0 HR		X 0-0 ③ B1-3		X 0-0 ② L9		X 0-0 ③ P6		3 1 1 1 0 0 1 1 0 0 0 0 0 0						
68 James Ramsey, L (1, 10) 9 Shane Robinson, R (9, PH) OBP: 0.500, SLG: 0.286 (9, 10)		S S S 0-3 ② K			X 0-0 ① G1	X 0-0 ③ F9			S S S 0-3 ① K	3 0 0 0 0 1 0 1 0 0 0 0 1 0						
55 Roberto Pérez, R (1, 2) OBP: 0.286, SLG: 0.429 30 Anthony Recker, R (7, 2) OBP: 0.500, SLG: 1.333		X 0-0 ③ G6-3			X 0-0 ② F7		C C C 0-3 ① K		X 0-0 ② G6-3	3 0 0 0 0 1 0 1 0 0 0 0 0 0						
Inning Stats	R: 0 H: 0 E: 0 LOB: 2 K: 1 BB: 2 S: 6 P: 14	R: 1 H: 1 E: 0 LOB: 0 K: 1 BB: 0 S: 6 P: 8	R: 0 H: 0 E: 0 LOB: 0 K: 0 BB: 0 S: 3 P: 3	R: 0 H: 1 E: 0 LOB: 1 K: 1 BB: 0 S: 6 P: 7	R: 0 H: 0 E: 0 LOB: 0 K: 0 BB: 0 S: 3 P: 3	R: 4 H: 3 E: 0 LOB: 0 K: 1 BB: 1 S: 10 P: 18	R: 0 H: 1 E: 0 LOB: 2 K: 2 BB: 1 S: 8 P: 12	R: 0 H: 0 E: 0 LOB: 0 K: 0 BB: 0 S: 3 P: 3	R: 0 H: 0 E: 0 LOB: 1 K: 2 BB: 1 S: 7 P: 11	1B: 3 SF: 0 2B: 0 SAC: 0 3B: 0 DP: 0 HR: 3 HBP: 0						

TOP

AB	33
R	5
H	6
RBI	5
BB	5
SO	8
LOB	13

WP: 0 PA: 38
PB: 0
SB: 1
CS: 0

PITCHER		IP	WLS	BF	H	R	ER	SO	BB	IBB	HBP	BLK	WP	HR	S	P	ERA	WHIP
22 Matt Garza, R ERA: 5.4	(1, 1)	1.2		8	1	1	1	2	2	0	0	0	0	1	11	21	5.40	1.800
91 Wei-Chung Wang, L ERA:	(2, 1)	0.1		1	0	0	0	0	0	0	0	0	0	0	1	1	0.00	0.000
45 Tyler Cravy, R ERA:	(3, 1)	2.0		7	1	0	0	1	0	0	0	0	0	0	9	10	0.00	0.500
63 Junior Guerra, R ERA: 9.82	(5, 1)	1.2	B	9	3	4	4	1	1	0	0	0	0	2	12	20	21.60	2.400
58 Ariel Peña, R ERA: 9.0	(6, 1)	1.1		6	1	0	0	2	1	0	0	0	0	0	9	13	0.00	1.500

PITCHER		IP	WLS	BF	H	R	ER	SO	BB	IBB	HBP	BLK	WP	HR	S	P	ERA	WHIP
32 David Goforth, R ERA: 3.0	(8, 1)	1.0		3	0	0	0	0	0	0	0	0	0	0	3	3	0.00	0.000
93 Austin Ross, R ERA:	(9, 1)	1.0	W	4	0	0	0	2	1	0	0	0	0	0	7	11	0.00	1.000

Batter	1	2	3	4	5	6	7	8	9	AB	R	H	RBI	BB	SO	LOB
5 Jonathan Villar, S (1, 6) OBP: 0.375, SLG: 0.625	0-0 18 G6-4-3 1B		0-3 K		0-0 F8		0-0 1B			3	0	1	0	0	1	3
72 Orlando Arcia, R (6, 6) OBP: 0.250, SLG: 0.375										1	0	1	0	0	0	0
18 Ramón Flores, L (1, 7) OBP: 0.250, SLG: 0.143	0-0 G6-4-3 1-2f		4-1 1-3 3-H BB		0-0 2-H 1B		0-3 K			2	0	1	1	1	0	1
25 Michael Reed, R (6, 7) OBP: 0.143, SLG: 0.286										1	0	0	0	0	1	1
20 Jonathan Lucroy, R (1, 10) OBP: 0.375, SLG: 0.625	0-0 P3		0-0 F9			0-0 G4-3		4-0 BB		3	0	0	0	0	0	2
79 Rymer Liriano, R (8, PH) OBP: 0.571, SLG: 1.000 (9, 10)										0	0	0	0	1	0	0
10 Kirk Nieuwenhuis, L (1, 8) OBP: 0.250, SLG: 0.143		0-3 K		0-0 G4-3		0-0 64 CS 1B		0-3 K		3	0	1	0	0	1	0
23 Keon Broxton, R (6, PR) OBP: 0.500, SLG: 0.286 (7, 8)										1	0	0	0	0	1	1
16 Domingo Santana, R (1, 9) OBP: 0.500, SLG: 0.333		0-0 G6-3		0-3 K		0-3 K		0-3 K		2	0	0	0	0	1	0
35 Shane Peterson, L (6, 9) OBP: 0.273, SLG: 0.333										2	0	0	0	0	2	2
33 Chris Carter, R (1, 3) OBP: 0.375, SLG: 1.143		0-0 L7		0-0 HR		1-0 CS 1-2	0-0 29 2B 2B	0-0 P2		2	1	1	1	0	0	0
64 Andy Wilkins, L (6, 3) OBP: 0.571, SLG: 1.667										2	1	1	0	0	0	1
9 Aaron Hill, R (1, 5) OBP: 0.375, SLG: 0.500			0-0 14 1B 12 G1-3 18 S 1B	0-3 K		0-0 41 WP 41 G4-3 2-H 2B		3-1 HR		2	1	1	0	0	1	0
29 Yadiel Rivera, R (6, 5) OBP: 0.444, SLG: 1.222										2	2	2	2	0	0	0
12 Martín Maldonado, R (1, 2) OBP: 0.286, SLG: 0.286			0-0 G1-3 1-2		0-3 K		0-3 K			2	0	0	0	0	1	1
67 Manny Piña, R (7, 2)										1	0	0	0	0	1	1
14 Hernán Pérez, R (1, 4) OBP: 0.667, SLG: 0.833			0-0 18 BLK 18 S 2-3 1B		0-0 18 1B 2B		1-0 G4-3 2-H			2	1	2	0	0	0	0
41 Jake Elmore, R (6, 4) OBP: 0.375, SLG: 0.167										1	0	0	1	0	0	0
Inning Stats	R: 0 E: 0 K: 0 S: 3 H: 1 LOB: 0 BB: 0 P: 3	R: 0 E: 0 K: 1 S: 5 H: 0 LOB: 0 BB: 0 P: 5	R: 1 E: 0 K: 1 S: 8 H: 2 LOB: 2 BB: 1 P: 12	R: 1 E: 0 K: 2 S: 8 H: 1 LOB: 0 BB: 0 P: 8	R: 1 E: 0 K: 1 S: 6 H: 2 LOB: 1 BB: 0 P: 6	R: 0 E: 0 K: 1 S: 5 H: 1 LOB: 1 BB: 0 P: 6	R: 2 E: 0 K: 2 S: 10 H: 3 LOB: 1 BB: 0 P: 11	R: 0 E: 0 K: 2 S: 7 H: 0 LOB: 1 BB: 1 P: 11	R: 1 E: 0 K: 0 S: 2 H: 1 LOB: 0 BB: 0 P: 5	1B: 6 2B: 3 3B: 0 HR: 2 SF: 0 SAC: 0 DP: 1 HBP: 0						

BOTTOM

Cleveland Indians @ Milwaukee Brewers

Maryvale Baseball Park, Phoenix, AZ

Sun Mar 06 2016, 3:09 PM - 6:06 PM EST

Att. 5,114 - Sunny - 79 F

livebaseballscorecards.com

AB	32
R	6
H	11
RBI	5
BB	2
SO	10
LOB	13

WP: 1 PB: 0 SB: 2 CS: 1 PA: 35

PITCHER	IP	WLS	BF	H	R	ER	SO	BB	IBB	HBP	BLK	WP	HR	S	P	ERA	WHIP
59 Carlos Carrasco, R (1, 1) ERA:	2.0		6	1	0	0	1	0	0	0	0	0	0	8	8	0.00	0.500
56 Cody Anderson, R (3, 1) ERA: 4.5	2.0	B	10	3	2	2	3	1	0	0	1	0	1	16	20	9.00	2.000
54 Joe Thatcher, L (5, 1) ERA: 4.5	1.0		4	2	1	1	1	0	0	0	0	0	0	6	6	9.00	2.000
52 Felipe Paulino, R (6, 1) ERA: 3.86	1.0	H	3	1	0	0	1	0	0	0	0	0	0	5	6	0.00	1.000
74 Shawn Morimando, L (7, 1) ERA: 6.0	2.0	B	10	3	2	2	4	1	0	0	0	1	0	17	22	9.00	2.000

PITCHER	IP	WLS	BF	H	R	ER	SO	BB	IBB	HBP	BLK	WP	HR	S	P	ERA	WHIP
69 Ryan Merritt, L (9, 1) ERA: 18.0	0.0	L	1	1	1	1	0	0	0	0	0	0	1	2	5	∞	∞

Cleveland Indians @ Los Angeles Dodgers

Camelback Ranch, Glendale, AZ

Mon Mar 07 2016, 3:07 PM - 6:16 PM EST

Att. 6,776 - Sunny - 66 F

TOP

livebaseballscorecards.com

Batter	1	2	3	4	5	6	7	8	9	AB	R	H	RBI	BB	SO	LOB
20 Rajai Davis, R (1, 7) OBP: 0.154, SLG: 0.083 24 Joey Butler, R (6, 7) (7, 9) OBP: 0.400, SLG: 0.778	G6-3	FC5-4 11 G6-3 1-2f		BB 1-2		1B 1-2 2-H 3-H		2B		3 1	0 0	1 1	2 0	1 0	0 0	2 0
11 José Ramírez, S (1, 4) OBP: 0.357, SLG: 0.750 79 Todd Hankins, R (6, 4) OBP: 0.429, SLG: 0.333	HR 2-2	G6-3 1-2 3-H		F7		F8		K		4 1	1 0	1 0	2 0	0 0	0 1	5 1
10 Yan Gomes, R (1, 2) OBP: 0.364, SLG: 0.400 45 Adam Moore, R (7, 2) OBP: 0.333, SLG: 0.400	E6 41 E 39 HR	L8			G6-3	F9 2-3		K		4 1	1 0	0 0	0 0	0 0	0 1	3 1
41 Carlos Santana, S (1, 3) OBP: 0.500, SLG: 0.900 1 Michael Martinez, S (7, PR) (7, 5) OBP: 0.333, SLG: 0.444	E6 39 HR 1-2		G5-3		BB 33 CS	2B 39 2B			K	3 1	1 1	1 0	0 0	1 0	0 1	1 0
39 Gio Urshela, R (1, 5) OBP: 0.417, SLG: 0.818 36 Jesús Aguilar, R (7, 3) OBP: 0.462, SLG: 0.400	HR 1-H 2-H		P6		F7	2B 2-H			1B 7 WP	4 1	1 0	2 1	4 0	0 0	0 0	1 0
33 Robbie Grossman, S (1, 10) OBP: 0.188, SLG: 0.267	K		K		CS 1-2	G6-3	K		P3	5	0	0	0	0	3	2
8 Lonnie Chisenhall, L (1, 9) OBP: 0.182, SLG: 0.100 7 Collin Cowgill, R (6, 9) (7, 8) OBP: 0.154, SLG: 0.333	K			G5-3		1B 78 E 30 1B 20 1B	G6-3		K 1-2	3 2	1 0	1 0	0 0	0 0	1 1	0 2
30 Tyler Naquin, L (1, 8) OBP: 0.467, SLG: 0.667 90 Dorssys Paulino, R (7, 7)		E9 78 1B 11 G6-3		1B 20 BB		1B 78 E 20 1B 1-2	K			4 0	2 0	3 0	0 0	0 0	1 0	1 0
78 Erik González, R (1, 6) OBP: 0.286, SLG: 0.250 87 Yu Chang, R (8, 6)		1B 20 FC5-4 2-3		F9		E6 10 WP 20 1B 1-2 2-3		K		4 0	0 0	1 0	0 0	0 0	1 0	3 0

AB	41	1B: 7	SF: 0	WP: 2	PA: 44
R	8	2B: 3	SAC: 0	PB: 0	
H	12	3B: 0	DP: 0	SB: 0	
RBI	8	HR: 2	HBP: 0	CS: 1	
BB	2				
SO	10				
LOB	22				

Inning Stats	1	2	3	4	5	6	7	8	9
	R: 4 E: 2 K: 2 S: 14	H: 2 LOB: 0 BB: 0 P: 16	R: 1 E: 1 K: 0 S: 5	H: 2 LOB: 1 BB: 0 P: 5	R: 0 E: 0 K: 1 S: 5	H: 0 LOB: 0 BB: 0 P: 5	R: 0 E: 0 K: 0 S: 4	H: 1 LOB: 2 BB: 1 P: 8	R: 0 E: 0 K: 0 S: 2	H: 0 LOB: 0 BB: 1 P: 7	R: 2 E: 1 K: 0 S: 7	H: 3 LOB: 2 BB: 0 P: 8	R: 1 E: 0 K: 2 S: 9	H: 2 LOB: 1 BB: 0 P: 9	R: 0 E: 0 K: 3 S: 10	H: 1 LOB: 1 BB: 0 P: 10	R: 0 E: 0 K: 2 S: 8	H: 1 LOB: 1 BB: 0 P: 9

PITCHER		IP	WLS	BF	H	R	ER	SO	BB	IBB	HBP	BLK	WP	HR	S	P	ERA	WHIP
57 Alex Wood, L ERA: 9.0	(1, 1)	2.0	L	12	4	5	2	2	0	0	0	0	0	2	19	21	9.00	2.000
63 Yimi García, R ERA:	(3, 1)	1.0		3	0	0	0	1	0	0	0	0	0	0	5	5	0.00	0.000
37 Brandon Beachy, R ERA:	(4, 1)	2.0		8	1	0	0	0	2	0	0	0	0	0	6	15	0.00	1.500
56 J.P. Howell, L ERA: 18.0	(6, 1)	1.0		7	3	2	2	0	0	0	0	0	1	0	7	8	18.00	3.000
74 Kenley Jansen, R ERA: 9.0	(7, 1)	1.0		5	2	1	1	2	0	0	0	0	0	0	9	9	9.00	2.000
67 Louis Coleman, R ERA:	(8, 1)	1.0		4	1	0	0	3	0	0	0	0	0	0	10	10	0.00	1.000
58 Ian Thomas, L ERA:	(9, 1)	1.0		4	1	0	0	2	0	0	0	0	1	0	8	9	0.00	1.000

Batter	1	2	3	4	5	6	7	8	9	AB	R	H	RBI	BB	SO	LOB
31 Joc Pederson, L (1, 8) OBP: 0.333, SLG: 0.143 25 Corey Brown, L (7, 8) OBP: 0.556, SLG: 0.333	B B B B 4-0 33 WP BB		X 0-0 ② P6		B B B B 4-0 23 L9-5 5 1B BB		B B B B 4-0 64 WP 61 WP 64 G6-3 BB		X 0-0 ① G6-3	1 1	0 1	0 0	0 0	2 1	0 0	0 0
5 Corey Seager, L (1, 6) OBP: 0.286, SLG: 0.429 15 Brandon Hicks, R (6, 6)	S S C 0-3 ① K		X 0-0 2B		X 0-0 1-2 1B		X 0-0 ① P2		S S C 0-3 ② K	3 2	0 0	2 0	0 0	0 0	1 1	1 1
23 Adrián González, L (1, 3) 61 Cody Bellinger, L (6, 3) OBP: 0.667, SLG: 0.600	S S S 0-3 ② K		X 0-0 ③ F7		X 0-0 ①② L9-5 2-3		B B B B 4-0 64 G6-3 64 WP 1-2 BB		X 0-0 ③ L8	3 1	0 0	0 0	0 0	0 1	1 0	4 0
33 Scott Van Slyke, R (1, 7) OBP: 0.500, SLG: 0.700 64 Rico Noel, R (6, 7) OBP: 0.600, SLG: 0.333	B B B B 4-0 1-2 BB			S S S 0-3 ① K	X 0-0 ③ G4-3		B X 1-0 ② G6-3 1-3 2-H			2 1	0 0	0 1	0 0	1 0	1 0	1 1
9 Yasmani Grandal, S (1, 2) OBP: 0.286, SLG: 0.429 48 Elian Herrera, S (7, 5) OBP: 0.143, SLG: 0.143	X 0-0 ③ G6-3			X 0-0 ② F8		X 0-0 21 G4-3 83 2B 2B	X 0-0 ③ G4-3			3 1	1 0	1 0	0 0	0 0	0 0	2 1
21 Trayce Thompson, R (1, 9) OBP: 0.154, SLG: 0.231 75 Alex Hassan, R (7, 9) OBP: 0.571, SLG: 0.667		X 0-0 ① F8		X 0-0 ③ F9		X 0-0 ① G4-3 2-3		X 0-0 42 G5-4-3 60 HBP 1B		3 1	0 0	0 1	0 0	0 0	0 0	1 0
83 Rob Segedin, R (1, 5) OBP: 0.556, SLG: 1.500 60 Jack Murphy, S (7, 2)		X 0-0 ② P4			B B B B 4-0 73 1B 6 HR BB	X 0-0 42 F9 3-H 2B		H 1-0 42 G5-4-3 1-2 HBP		2 0	1 0	1 0	1 0	1 0	0 0	0 0
73 Shawn Zarraga, S (1, 10) OBP: 0.600, SLG: 0.600 42 Austin Barnes, R (6, PH) OBP: 0.500, SLG: 0.167 (7, 10)		X 0-0 ③ F8			X 0-0 6 HR 1-2 1B	X 0-0 ② F9 2-3		X 0-0 ①② G5-4-3 1-2f 2-3		2 2	1 0	1 0	0 0	0 0	0 0	0 3
6 Charlie Culberson, R (1, 4) OBP: 0.750, SLG: 1.500 11 Micah Johnson, L (6, 4) OBP: 0.200, SLG: 0.200			X 0-0 ① G5-3		S X 0-1 1-H 2-H HR	X 0-0 ③ G6-3		X 0-0 ③ G6-3		2 2	1 0	1 0	3 0	0 0	0 0	0 2
Inning Stats	R: 0 H: 0 E: 0 LOB: 2 K: 2 BB: 2 S: 7 P: 15	R: 0 H: 0 E: 0 LOB: 0 K: 0 BB: 0 S: 3 P: 3	R: 0 H: 1 E: 0 LOB: 1 K: 0 BB: 0 S: 4 P: 4	R: 0 H: 0 E: 0 LOB: 0 K: 1 BB: 0 S: 5 P: 5	R: 3 H: 3 E: 0 LOB: 1 K: 0 BB: 2 S: 6 P: 14	R: 1 H: 2 E: 0 LOB: 1 K: 0 BB: 0 S: 5 P: 5	R: 1 H: 0 E: 0 LOB: 1 K: 0 BB: 2 S: 3 P: 12	R: 0 H: 1 E: 0 LOB: 1 K: 0 BB: 0 S: 3 P: 4	R: 0 H: 0 E: 0 LOB: 0 K: 1 BB: 0 S: 5 P: 5	1B: 3 2B: 4 3B: 0 HR: 1	SF: 0 SAC: 0 DP: 2 HBP: 1						

PITCHER	IP	WLS	BF	H	R	ER	SO	BB	IBB	HBP	BLK	WP	HR	S	P	ERA	WHIP
31 Danny Salazar, R (1, 1) ERA: 5.4	3.0	W	12	1	0	0	2	2	0	0	0	1	0	14	22	0.00	1.000
37 Cody Allen, R (4, 1) ERA:	1.0		3	0	0	0	1	0	0	0	0	0	0	5	5	0.00	0.000
62 Joba Chamberlain, R (5, 1) ERA: 13.5	1.0		7	3	3	3	0	2	0	0	0	0	1	6	14	27.00	5.000
49 Austin Adams, R (6, 1) ERA: 3.0	1.0		5	2	1	1	0	0	0	0	0	0	0	5	5	9.00	2.000
53 Jeff Manship, R (7, 1) ERA: 9.0	1.0		5	0	1	1	0	2	0	0	0	2	0	3	12	9.00	2.000

PITCHER	IP	WLS	BF	H	R	ER	SO	BB	IBB	HBP	BLK	WP	HR	S	P	ERA	WHIP
65 Giovanni Soto, L (8, 1) ERA: 10.13	1.0	H	4	1	0	0	0	0	0	1	0	0	0	3	4	0.00	1.000
57 Kyle Crockett, L (9, 1) ERA: 6.0	1.0	S	3	0	0	0	1	0	0	0	0	0	0	5	5	0.00	0.000

BOTTOM

Cleveland Indians @ Los Angeles Dodgers

Camelback Ranch, Glendale, AZ

Mon Mar 07 2016, 3:07 PM - 6:16 PM EST

Att. 6,776 - Sunny - 66 F

livebaseballscorecards.com

AB	32
R	5
H	7
RBI	5
BB	6
SO	4
LOB	17

1B: 3	SF: 0	WP: 3	PA: 39
2B: 4	SAC: 0	PB: 0	
3B: 0	DP: 2	SB: 0	
HR: 1	HBP: 1	CS: 0	

Seattle Mariners @ Cleveland Indians

Goodyear Ballpark, Goodyear, AZ

Tue Mar 08 2016, 3:08 PM - 5:36 PM EST

Att. 3,893 - Sunny - 65 F

TOP

livebaseballscorecards.com

Batter	1	2	3	4	5	6	7	8	9	AB	R	H	RBI	BB	SO	LOB
8 Norichika Aoki, L (1, 8) OBP: 0.083, SLG: 0.083	L9		FC4, 16 L6-3 1-2f		G1-3			E5, 35 BB, 5 1B 1-3 1B		3	0	0	0	0	0	2
40 Boog Powell, L (6, 8) OBP: 0.273, SLG: 0.364										1	0	1	0	0	0	0
16 Luis Sardinas, S (1, 5) OBP: 0.467, SLG: 0.667	F7		L6-3 1-1			K		35 BB 1-2 3-H 1B		3	0	0	0	0	1	1
5 Ed Lucas, R (6, 5) OBP: 0.364, SLG: 0.300										1	0	1	1	0	0	0
7 Seth Smith, L (1, 9) OBP: 0.600, SLG: 0.700	K			G6-3		K		F8		3	0	0	0	0	2	0
73 Dario Pizzano, L (6, 9) OBP: 0.250, SLG: 0.250										1	0	0	0	0	0	2
10 Jesus Montero, R (1, 10) OBP: 0.250, SLG: 0.333		G3-1		P4		G4-3		1-2 2-3 BB		3	0	0	0	0	0	0
35 Gaby Sanchez, R (8, PH) (8, 10) OBP: 0.333, SLG: 0.250										0	0	0	0	1	0	0
56 Dae-Ho Lee, R (1, 3) OBP: 0.444, SLG: 0.714		36 1B, 3 SF8 BB		F9			K	P4		2	1	0	0	1	1	0
17 Stefen Romero, R (7, 3) OBP: 0.600, SLG: 0.889										1	0	0	0	0	0	3
36 Shawn O'Malley, S (1, 4) OBP: 0.571, SLG: 0.500		1-3 1B			E5, 1 S, 3 PB, 99 1B		L9		F8	2	1	1	0	0	0	0
82 Drew Jackson, R (6, 6)										2	0	0	0	0	0	0
3 Mike Zunino, R (1, 2)		SF8 3-H			1-3 1-2		F7		G4-1	1	0	0	1	0	1	1
72 Marcus Littlewood, S (6, 2)										2	0	0	0	0	0	0
1 Chris Taylor, R (1, 6) OBP: 0.400, SLG: 0.444		1-3 1-2			1-3 2-3			G5-3	1B	2	0	0	0	0	2	2
71 Tyler Smith, R (6, 4) OBP: 0.364, SLG: 0.455										2	0	1	0	0	0	0
99 Daniel Robertson, R (1, 7) OBP: 0.583, SLG: 1.091			8 FC4 BB		3-H 1B			E4, 40 E, 40 1B, 5 1B	K	1	0	1	1	1	0	0
68 Efren Navarro, L (6, 7)										2	1	0	0	0	1	1
Inning Stats	R: 0 E: 0 K: 1 S: 5 H: 0 LOB: 0 BB: 0 P: 5	R: 1 E: 0 K: 1 S: 6 H: 1 LOB: 1 BB: 1 P: 11	R: 0 E: 0 K: 0 S: 2 H: 0 LOB: 0 BB: 1 P: 6	R: 0 E: 0 K: 0 S: 3 H: 0 LOB: 0 BB: 0 P: 3	R: 1 E: 1 K: 2 S: 9 H: 1 LOB: 1 BB: 0 P: 11	R: 0 E: 0 K: 2 S: 7 H: 0 LOB: 0 BB: 0 P: 7	R: 0 E: 0 K: 1 S: 5 H: 0 LOB: 0 BB: 0 P: 5	R: 1 E: 2 K: 0 S: 6 H: 2 LOB: 3 BB: 1 P: 10	R: 0 E: 0 K: 1 S: 6 H: 1 LOB: 1 BB: 0 P: 6	1B: 5 2B: 1 3B: 0 HR: 0 SF: 1 SAC: 0 DP: 1 HBP: 0						

	AB	32
	R	3
	H	5
	RBI	3
	BB	3
	SO	8
	LOB	12

WP: 0 PB: 1 SB: 2 CS: 0 PA: 36

PITCHER		IP	WLS	BF	H	R	ER	SO	BB	IBB	HBP	BLK	WP	HR	S	P	ERA	WHIP
47 Trevor Bauer, R ERA: 5.4	(1, 1)	3.0		11	1	1	1	2	2	0	0	0	0	0	13	22	3.00	1.000
50 Tom Gorzelanny, L ERA:	(4, 1)	1.0	H	3	0	0	0	0	0	0	0	0	0	0	3	3	0.00	0.000
54 Joe Thatcher, L ERA: 3.0	(5, 1)	1.0	B	5	1	1	0	2	0	0	0	0	0	0	9	11	0.00	1.000
73 Mike Clevinger, R ERA:	(6, 1)	2.0		6	0	0	0	3	0	0	0	0	0	0	12	12	0.00	0.000
61 Dan Otero, R ERA: 3.0	(8, 1)	1.0	W	7	2	1	0	0	1	0	0	0	0	0	6	10	0.00	3.000

PITCHER		IP	WLS	BF	H	R	ER	SO	BB	IBB	HBP	BLK	WP	HR	S	P	ERA	WHIP
27 Bryan Shaw, R ERA: 27.0	(9, 1)	1.0	S	4	1	0	0	1	0	0	0	0	0	0	6	6	0.00	1.000

Batter	1	2	3	4	5	6	7	8	9	AB	R	H	RBI	BB	SO	LOB
11 José Ramírez, S (1, 5) OBP: 0.412, SLG: 0.800	0-0 ① 2B		0-0 ③ 22 E 12 SF7 2-H 1B		0-0 ③ G3-1		0-0 ③ G4-3			3	1	2	1	0	0	0
78 Erik González, R (6, 5) OBP: 0.267, SLG: 0.231										1	0	0	0	0	0	0
22 Jason Kipnis, L (1, 4) OBP: 0.231, SLG: 0.091	0-0 ② G4-3		0-0 E1 1-3			BBBB 4-0 12 G3 26 1B BB		0-0 77 1B 3B		2	1	0	0	1	0	1
1 Michael Martinez, S (7, 4) OBP: 0.400, SLG: 0.700										1	1	1	0	0	0	0
12 Francisco Lindor, S (1, 6) OBP: 0.385, SLG: 0.300	0-0 ③ G4-3		0-0 ② SF7 3-H			0-0 ① G3 1-2		0-0 36 G6-4-3 3-H 1B		2	0	0	1	0	0	1
77 Eric Stamets, R (7, 6) OBP: 0.600, SLG: 1.000										1	0	1	1	0	0	0
26 Mike Napoli, R (1, 3) OBP: 0.462, SLG: 0.667		0-0 4 2B 38 FC3-2 1B	0-0 ③ F8			0-0 4 G5-3 2-H 1B		0-0 ① ② G6-4-3 1-2f		3	0	2	1	0	0	1
36 Jesús Aguilar, R (8, 3) OBP: 0.429, SLG: 0.364										1	0	0	0	0	0	1
4 Juan Uribe, R (1, 10) OBP: 0.333, SLG: 0.667		0-0 38 FC3-2 1-3 2B		0-0 ① G6-3		0-0 ② G5-3 1-2		0-0 ③ FC9		3	0	1	0	0	0	1
13 Michael Choice, R (8, PH) (9, 10)										1	0	0	0	0	0	0
38 Will Venable, L (1, 7)		0-0 ① FC3-2 7 G6-4-3 2-3 3-H		SSS 0-3 ② K		BBBB 4-0 BB				2	0	0	0	1	1	2
6 Zach Walters, S (7, 7)										0	0	0	0	0	0	0
7 Collin Cowgill, R (1, 8) OBP: 0.125, SLG: 0.267		0-0 ② ③ G6-4-3 1-2f		SSS 0-3 ③ K		0-0 ③ F9				3	0	0	0	0	1	4
9 Shane Robinson, R (7, 8) OBP: 0.500, SLG: 0.286										0	0	0	0	0	0	0
68 James Ramsey, L (1, 9) OBP: 0.133, SLG: 0.071			0-0 55 G4-3 11 1B 1B		0-0 ① G6-3		0-0 ① P4			3	1	1	0	0	0	0
24 Joey Butler, R (8, 9) OBP: 0.400, SLG: 0.778										0	0	0	0	0	0	0
55 Roberto Pérez, R (1, 2) OBP: 0.200, SLG: 0.300			0-0 ① G4-3 1-2		SSS 0-3 ② K		0-0 ② F8			3	0	0	0	0	1	1
30 Anthony Recker, R (8, 2) OBP: 0.500, SLG: 1.333										0	0	0	0	0	0	0
Inning Stats	R: 0 H: 1 E: 0 LOB: 0 K: 0 BB: 0 S: 3 P: 3	R: 0 H: 2 E: 0 LOB: 1 K: 0 BB: 0 S: 4 P: 4	R: 2 H: 2 E: 1 LOB: 1 K: 0 BB: 0 S: 6 P: 6	R: 0 H: 0 E: 0 LOB: 0 K: 2 BB: 0 S: 7 P: 7	R: 0 H: 0 E: 0 LOB: 0 K: 1 BB: 0 S: 5 P: 5	R: 1 H: 1 E: 0 LOB: 2 K: 0 BB: 2 S: 4 P: 12	R: 0 H: 0 E: 0 LOB: 0 K: 0 BB: 0 S: 3 P: 3	R: 1 H: 2 E: 0 LOB: 0 K: 0 BB: 0 S: 4 P: 4		1B: 5 SF: 1 2B: 2 SAC: 0 3B: 1 DP: 2 HR: 0 HBP: 0						

PITCHER		IP	WLS	BF	H	R	ER	SO	BB	IBB	HBP	BLK	WP	HR	S	P	ERA	WHIP
13 Nate Karns, R ERA: 1.8	(1, 1)	3.0		13	5	2	1	0	0	0	0	0	0	0	13	13	3.00	1.667
55 Tony Zych, R ERA: 3.38	(4, 1)	1.0		3	0	0	0	2	0	0	0	0	0	0	7	7	0.00	0.000
47 Joe Wieland, R ERA: 3.6	(5, 1)	3.0		12	1	1	1	1	2	0	0	0	0	0	12	20	3.00	1.000
38 Vidal Nuño, L ERA: 6.75	(8, 1)	1.0	L	4	2	1	1	0	0	0	0	0	0	0	4	4	9.00	2.000

PITCHER	IP	WLS	BF	H	R	ER	SO	BB	IBB	HBP	BLK	WP	HR	S	P	ERA	WHIP

BOTTOM

Seattle Mariners @ Cleveland Indians

Goodyear Ballpark, Goodyear, AZ

Tue Mar 08 2016, 3:08 PM - 5:36 PM EST

Att. 3,893 - Sunny - 65 F

livebaseballscorecards.com

AB	29
R	4
H	8
RBI	4
BB	2
SO	3
LOB	12

WP: 0 PA: 32
PB: 0
SB: 0
CS: 0

Cleveland Indians @ Chicago Cubs

Sloan Park, Mesa, AZ

Wed Mar 09 2016, 3:09 PM - 6:09 PM EST

Att. 14,254 - Sunny - 72 F

TOP

livebaseballscorecards.com

Batter	1	2	3	4	5	6	7	8	9	AB	R	H	RBI	BB	SO	LOB
20 Rajai Davis, R (1, 10) OBP: 0.118, SLG: 0.063	C S C 0-3 ① K		X 0-0 ② P6	1 SAFE 0-0 ③ CS 1-2	X 0-0 ① P3		X 0-0 ① G1-3		X 0-0 ② G6-3 2-3	4	0	0	0	0	1	1
24 Joey Butler, R (9, PH) (9, 10) OBP: 0.364, SLG: 0.700										1	0	0	0	0	0	1
30 Tyler Naquin, L (1, 8) OBP: 0.474, SLG: 0.722	S S T 0-2 ② K		B B B B 4-0 10 BB 41 1B BB		X 0-0 ② G3		X 0-0 ② 3B		B B B B 4-0 BB	3	0	1	0	1	1	0
9 Shane Robinson, R (7, 8) OBP: 0.545, SLG: 0.286										0	0	0	0	1	0	0
41 Carlos Santana, S (1, 3) OBP: 0.467, SLG: 0.769	X 0-0 ③ F7		X 0-0 10 BB 1-2 2-H 1B		X 0-0 ③ G4-3		S S T 0-2 ③ K		X 0-0 ③ F8	3	0	1	1	0	0	0
36 Jesús Aguilar, R (5, 3) OBP: 0.375, SLG: 0.308										2	0	0	0	0	1	2
10 Yan Gomes, R (1, 2) OBP: 0.429, SLG: 0.667		X 0-0 ① G4-3	B B B B 4-0 1-2 2-3 BB			B C X 1-1 HR		X 0-0 13 FC5-4-3 1B		2	1	1	1	1	0	0
45 Adam Moore, R (6, 2) OBP: 0.429, SLG: 0.500										1	0	1	0	0	0	0
8 Lonnie Chisenhall, L (1, 9) OBP: 0.143, SLG: 0.077		C C C 0-3 ② K	X 0-0 ③ F7			X 0-0 ① F8		X 0-0 ① ② FC5-4-3 1-2		3	0	0	0	0	1	3
13 Michael Choice, R (6, 9)										1	0	0	0	0	0	1
33 Robbie Grossman, S (1, 7) OBP: 0.263, SLG: 0.353		S S S 0-3 ③ K2-3		X 0-0 39 WP 1 1B 2B		B B B B 4-0 78 1B BB		S S S 0-3 ③ K		2	1	1	0	1	1	0
6 Zach Walters, S (6, 7)										1	0	0	0	0	1	0
39 Gio Urshela, R (1, 5) OBP: 0.400, SLG: 0.929			C X 0-1 HR	B X 1-0 ① G3 2-3		X 0-0 ② F9			B B B B 4-0 79 2B BB	3	1	1	1	0	0	2
95 Yandy Díaz, R (6, 5)										0	1	0	0	1	0	0
78 Erik González, R (1, 6) OBP: 0.333, SLG: 0.313			X 0-0 1 S 41 1B 1B	X 0-0 ② G2-3		X 0-0 1 FC6-4 1-2 1B			X 0-0 ① P3	3	1	2	0	0	0	1
77 Eric Stamets, R (6, 6) OBP: 0.545, SLG: 0.889										1	0	0	0	0	0	1
1 Michael Martinez, S (1, 4) OBP: 0.385, SLG: 0.615			S S S 0-3 ① K 1-2	X 0-0 20 CS 3-H 1B		X 0-0 ③ FC6-4 1-2f			X 0-0 24 G6-3 1-H 2B	3	0	1	1	0	1	3
79 Todd Hankins, R (6, 4) OBP: 0.500, SLG: 0.571										1	0	1	1	0	0	0

	AB	R	H	RBI	BB	SO	LOB
	34	5	10	5	5	7	15

Inning Stats																																
	R: 0	H: 0		R: 0	H: 0		R: 2	H: 3		R: 1	H: 2		R: 0	H: 0		R: 1	H: 2		R: 0	H: 1		R: 0	H: 1		R: 1	H: 1		1B: 5	SF: 0		WP: 1	PA: 40	
	E: 0	LOB: 0		E: 0	LOB: 0		E: 0	LOB: 3		E: 0	LOB: 0		E: 0	LOB: 0		E: 0	LOB: 2		E: 0	LOB: 0		E: 0	LOB: 0		E: 0	LOB: 2		2B: 2	SAC: 0		PB: 0		
	K: 2	BB: 0		K: 2	BB: 0		K: 1	BB: 2		K: 0	BB: 0		K: 0	BB: 0		K: 1	BB: 1		K: 1	BB: 0		K: 0	BB: 0		K: 0	BB: 2		3B: 1	DP: 1		SB: 1		
	S: 7	P: 7		S: 7	P: 7		S: 9	P: 17		S: 4	P: 5		S: 3	P: 3		S: 6	P: 11		S: 5	P: 5		S: 5	P: 5		S: 4	P: 12		HR: 2	HBP: 0		CS: 1		

PITCHER		IP	WLS	BF	H	R	ER	SO	BB	IBB	HBP	BLK	WP	HR	S	P	ERA	WHIP
49 Jake Arrieta, R ERA:	(1, 1)	2.0		6	0	0	0	4	0	0	0	0	0	0	14	14	0.00	0.000
80 Pierce Johnson, R ERA: 9.0	(3, 1)	1.0	L	8	3	2	2	1	2	0	0	0	0	1	9	17	18.00	5.000
62 Edgar Olmos, L ERA: 3.0	(4, 1)	1.0		4	2	1	1	0	0	0	0	0	1	0	4	5	9.00	2.000
30 Manny Parra, L ERA:	(5, 1)	1.0		3	0	0	0	0	0	0	0	0	0	0	3	3	0.00	0.000
60 C.J. Riefenhauser, L ERA: 6.0	(6, 1)	1.0		6	2	1	1	0	1	0	0	0	0	1	6	11	9.00	3.000

PITCHER		IP	WLS	BF	H	R	ER	SO	BB	IBB	HBP	BLK	WP	HR	S	P	ERA	WHIP
99 Michael Jensen, R ERA: 6.0	(7, 1)	2.0		6	2	0	0	2	0	0	0	0	0	0	10	10	0.00	1.000
50 Rex Brothers, L ERA: 10.13	(9, 1)	1.0		6	1	1	1	0	2	0	0	0	0	0	4	12	9.00	3.000

Batter	1	2	3	4	5	6	7	8	9	AB	R	H	RBI	BB	SO	LOB
24 Dexter Fowler, S (1, 8) OBP: 0.091, SLG: 0.364 66 Munenori Kawasaki, L (7, 3) OBP: 0.400, SLG: 0.143 (8, 6)	G4-3		K		L4-3 1-1			98 BB S BB	97 FC5-4 1B	3 1	0 0	0 1	0 0	0 1	1 0	1 0
22 Jason Heyward, L (1, 9) OBP: 0.200, SLG: 0.444 97 Mark Zagunis, R (7, 9)	G4-3		K			K		K	FC5-4 1-2f	3 2	0 0	0 0	0 0	0 0	2 1	0 2
18 Ben Zobrist, S (1, 4) OBP: 0.200, SLG: 0.111 Ian Happ, S (6, 4)	K		K			G6-3		98 BB 1-2 BB		2 1	0 0	0 0	0 0	0 1	2 0	0 0
44 Anthony Rizzo, L (1, 3) OBP: 0.182, SLG: 0.455 98 Bijan Rademacher, L (7, 7)		27 FC6-4 1B		P6		G4-3		1-2 2-3 BB		3 0	0 0	1 0	0 0	0 1	0 0	0 0
47 Miguel Montero, L (1, 2) OBP: 0.600, SLG: 1.200 15 Tim Federowicz, R (6, 2) OBP: 0.375, SLG: 0.286		L4		G4-3			BB		F7	2 1	0 0	0 0	0 0	0 1	0 0	1 3
27 Addison Russell, R (1, 6) OBP: 0.200, SLG: 0.800 19 Kristopher Negrón, R (8, 5) OBP: 0.300, SLG: 0.222		FC6-4 74 75 BB 1B 1-2f		P6			F7		G6-3	3 1	0 0	0 0	0 0	0 0	0 0	2 0
75 Jeimer Candelario, S (1, 5) OBP: 0.273, SLG: 0.500 Matt Clark, L (8, 3) OBP: 0.375, SLG: 0.286		74 BB 1-2 1B			HR		P6		L8	3 1	1 0	2 0	1 0	0 0	0 0	1 0
74 Daniel Vogelbach, L (1, 10) OBP: 0.357, SLG: 0.273 82 Taylor Davis, R (9, PH)		5 FC6-4 1-2 2-3 BB			24 L4-3 BB		K		E5 72 HR	1 1	0 1	0 0	0 0	2 0	1 0	1 0
5 Juan Carlos Perez, R (1, 7) OBP: 0.154, SLG: 0.167 72 John Andreoli, R (7, 8) OBP: 0.200, SLG: 0.500		FC6-4 1-2f			K			K	1-H HR	2 2	0 1	0 1	0 2	0 0	1 1	4 0
Inning Stats	R: 0 H: 0 E: 0 LOB: 0 K: 1 BB: 0 S: 5 P: 5	R: 0 H: 2 E: 0 LOB: 3 K: 0 BB: 1 S: 5 P: 9	R: 0 H: 0 E: 0 LOB: 0 K: 3 BB: 0 S: 9 P: 9	R: 0 H: 0 E: 0 LOB: 0 K: 0 BB: 0 S: 3 P: 3	R: 1 H: 1 E: 0 LOB: 0 K: 1 BB: 1 S: 5 P: 9	R: 0 H: 0 E: 0 LOB: 0 K: 1 BB: 0 S: 5 P: 5	R: 0 H: 0 E: 0 LOB: 1 K: 1 BB: 1 S: 5 P: 9	R: 0 H: 0 E: 0 LOB: 3 K: 2 BB: 3 S: 9 P: 21	R: 2 H: 2 E: 1 LOB: 1 K: 0 BB: 0 S: 6 P: 7	1B: 3 SF: 0 2B: 1 SAC: 0 3B: 0 DP: 1 HR: 2 HBP: 0						WP: 0 PA: 38 PB: 0 SB: 1 CS: 0	

PITCHER		IP	WLS	BF	H	R	ER	SO	BB	IBB	HBP	BLK	WP	HR	S	P	ERA	WHIP
28 Corey Kluber, R ERA:	(1, 1)	3.0	W	12	2	0	0	4	1	0	0	0	0	0	19	23	0.00	1.000
43 Josh Tomlin, R ERA: 7.2	(4, 1)	2.0	H	7	1	1	1	1	1	0	0	0	0	1	8	12	4.50	1.000
44 Ross Detwiler, L ERA: 9.0	(6, 1)	1.0	H	3	0	0	0	1	0	0	0	0	0	0	5	5	0.00	0.000
76 Adam Plutko, R ERA: 6.0	(7, 1)	1.0	H	4	0	0	0	1	1	0	0	0	0	0	5	9	0.00	1.000
52 Felipe Paulino, R ERA: 2.7	(8, 1)	1.0	H	6	0	0	0	2	3	0	0	0	0	0	9	21	0.00	3.000

PITCHER		IP	WLS	BF	H	R	ER	SO	BB	IBB	HBP	BLK	WP	HR	S	P	ERA	WHIP
57 Kyle Crockett, L ERA: 4.5	(9, 1)	1.0		6	2	2	0	0	0	0	0	0	0	1	6	7	0.00	2.000

BOTTOM

Cleveland Indians @ Chicago Cubs

Sloan Park, Mesa, AZ

Wed Mar 09 2016, 3:09 PM - 6:09 PM EST

Att. 14,254 - Sunny - 72 F

livebaseballscorecards.com

AB	32
R	3
H	5
RBI	3
BB	6
SO	9
LOB	15

Batter	1	2	3	4	5	6	7	8	9	AB	R	H	RBI	BB	SO	LOB
16 Travis Jankowski, L (1, 8) OBP: 0.250, SLG: 0.200 70 Manuel Margot, R (6, 8) OBP: 0.357, SLG: 0.643	F8		FC6-4 1-2f		BB 1-2		83 BB 12 3B 2-H 1B		L3 1-1	2 0 0 0 1 0 1 2 1 1 1 0 0 1
15 Cory Spangenberg, L (1, 4) OBP: 0.278, SLG: 0.250 83 Ryan Schimpf, L (6, 4) OBP: 0.429, SLG: 0.500	K			4 CS BB	F8		12 3B 1-2 BB			2 0 0 0 1 1 3 0 1 0 0 1 0 0
4 Wil Myers, R (1, 10) 12 Christian Bethancourt, R (4, PH) OBP: 0.375, SLG: 0.714 (7, 10)	K			K 1-2		G1-3	1-H 2-H 3B			3 0 0 0 0 2 1 1 0 1 2 0 0 0
27 Matt Kemp, R (1, 9) OBP: 0.353, SLG: 0.286 73 José Pirela, R (6, 9) OBP: 0.222, SLG: 0.278		F9		BB		G4-3	G4-3			2 0 0 0 1 0 0 1 0 0 0 0 0 1
26 Yangervis Solarte, S (1, 5) OBP: 0.222, SLG: 0.176 58 Rocky Gale, R (7, 5) OBP: 0.375, SLG: 0.500		G3-1		F8		G5-3		G6-3		3 0 0 0 0 0 1 1 0 0 0 0 0 0
3 Derek Norris, R (1, 2) OBP: 0.385, SLG: 0.455 11 Erik Kratz, R (7, 2) OBP: 0.333, SLG: 0.500		K			39 G3-1 2B		F7	P4		3 0 1 0 0 1 0 1 0 0 0 0 0 0
39 Brett Wallace, L (1, 3) OBP: 0.438, SLG: 0.571 28 Nick Noonan, L (7, 3) OBP: 0.364, SLG: 0.400			16 FC6-4 1B		G3-1 2-3		F7	G4-3		3 0 1 0 0 0 1 1 0 0 0 0 0 0
32 Jabari Blash, R (1, 7) OBP: 0.400, SLG: 0.357 1 Alex Dickerson, L (7, 7)			K	K			8 2B 1B		70 L3 BB	3 1 1 0 0 2 2 0 0 0 0 1 0 0
5 Alexi Amarista, L (1, 6) OBP: 0.231, SLG: 0.091 8 Jemile Weeks, S (6, 6) OBP: 0.533, SLG: 0.769			F7	BB 16 BB			70 1B 1-H 2B		K	1 0 0 0 1 0 1 2 1 1 1 0 1 1
Inning Stats	R: 0 H: 0 E: 0 LOB: 0 K: 2 BB: 0 S: 7 P: 7	R: 0 H: 0 E: 0 LOB: 0 K: 1 BB: 0 S: 5 P: 5	R: 0 H: 1 E: 0 LOB: 1 K: 1 BB: 0 S: 6 P: 6	R: 0 H: 0 E: 0 LOB: 1 K: 1 BB: 2 S: 4 P: 12	R: 0 H: 1 E: 0 LOB: 3 K: 1 BB: 2 S: 6 P: 14	R: 0 H: 0 E: 0 LOB: 0 K: 0 BB: 0 S: 3 P: 3	R: 4 H: 4 E: 0 LOB: 1 K: 0 BB: 1 S: 7 P: 11	R: 0 H: 0 E: 0 LOB: 0 K: 0 BB: 0 S: 3 P: 3	R: 0 H: 0 E: 0 LOB: 0 K: 1 BB: 1 S: 4 P: 8	1B: 3 SF: 0 2B: 3 SAC: 0 3B: 1 DP: 1 HR: 0 HBP: 0						

TOP

San Diego Padres @ Cleveland Indians

Goodyear Ballpark, Goodyear, AZ

Thu Mar 10 2016, 3:07 PM - 5:45 PM EST

Att. 4,133 - Sunny - 82 F

livebaseballscorecards.com

AB	31
R	4
H	6
RBI	4
BB	6
SO	7
LOB	13

WP: 0 PA: 37
PB: 0
SB: 0
CS: 1

PITCHER		IP	WLS	BF	H	R	ER	SO	BB	IBB	HBP	BLK	WP	HR	S	P	ERA	WHIP
59 Carlos Carrasco, R ERA:	(1, 1)	3.0	W	10	1	0	0	4	0	0	0	0	0	0	18	18	0.00	0.333
49 Austin Adams, R ERA: 2.25	(4, 1)	1.0	H	4	0	0	0	1	2	0	0	0	0	0	4	12	0.00	2.000
62 Joba Chamberlain, R ERA: 9.0	(5, 1)	1.0	H	6	1	0	0	1	2	0	0	0	0	0	6	14	0.00	3.000
58 TJ House, L ERA: 9.53	(6, 1)	1.2		10	4	4	4	0	1	0	0	0	0	0	9	13	21.60	3.000
67 Jarrett Grube, R ERA:	(7, 1)	1.1	H	4	0	0	0	0	0	0	0	0	0	0	4	4	0.00	0.000

PITCHER		IP	WLS	BF	H	R	ER	SO	BB	IBB	HBP	BLK	WP	HR	S	P	ERA	WHIP
69 Ryan Merritt, L ERA: 9.0	(9, 1)	1.0		3	0	0	0	1	1	0	0	0	0	0	4	8	0.00	1.000

San Diego Padres @ Cleveland Indians

Goodyear Ballpark, Goodyear, AZ

Thu Mar 10 2016, 3:07 PM - 5:45 PM EST

Att. 4,133 - Sunny - 82 F

livebaseballscorecards.com

BOTTOM

Batter	1	2	3	4	5	6	7	8	9	AB	R	H	RBI	BB	SO	LOB
22 Jason Kipnis, L (1, 10) OBP: 0.313, SLG: 0.286 13 Michael Choice, R (7, PH) (8, 10)	G1-3		11 G4-6-3 1B		11 2B 2B 1-3 2-H		FC3			3 1	1 0	2 0	1 0	0 0	0 0	0 1
11 José Ramírez, S (1, 4) OBP: 0.429, SLG: 0.789 79 Todd Hankins, R (8, 4) OBP: 0.500, SLG: 0.571	K		G4-6-3 1-2f		12 WP 26 1B 2B 2-H 3-H		12 2B 1B 1-2			4 0	2 0	2 0	2 0	0 0	1 0	1 0
12 Francisco Lindor, S (1, 6) OBP: 0.353, SLG: 0.357 77 Eric Stamets, R (8, 6) OBP: 0.545, SLG: 0.889	F8		G4-3		G1-3 2-3		1-H 2-H 2B			4 0	0 0	1 0	2 0	0 0	0 0	1 0
26 Mike Napoli, R (1, 3) OBP: 0.438, SLG: 0.600 36 Jesús Aguilar, R (7, 3) OBP: 0.353, SLG: 0.286	K	F9			4 S 1B 3-H		K			3 1	0 0	1 0	1 0	0 0	1 1	0 1
4 Juan Uribe, R (1, 5) OBP: 0.500, SLG: 0.667 1 Michael Martinez, S (6, 5) OBP: 0.357, SLG: 0.571	38 1B 7 2B 1B	38 CS 1B	G6-3 1-2				K			3 1	1 0	2 0	0 0	0 0	0 1	1 1
38 Will Venable, L (1, 8) OBP: 0.167, SLG: 0.091 68 James Ramsey, L (7, 7) OBP: 0.125, SLG: 0.067	7 2B 1B 1-2	K 1-2			K 1-2	K		K		3 1	1 0	1 0	0 0	0 0	2 1	1 0
24 Joey Butler, R (1, 7) OBP: 0.385, SLG: 0.636 9 Shane Robinson, R (6, 7) OBP: 0.615, SLG: 0.556 (7, 8)	K				55 E 22 2B BB	6 G6-4-3 1B		6 S 6 SF7 2B		1 2	1 1	0 2	0 0	1 0	1 0	2 0
7 Collin Cowgill, R (1, 9) OBP: 0.167, SLG: 0.353 6 Zach Walters, S (6, 9)	1-H 2-H 2B				K	G6-4-3 1-2f		SF7 2-H		2 1	0 0	1 0	2 1	0 0	1 0	1 1
55 Roberto Pérez, R (1, 2) OBP: 0.231, SLG: 0.250 81 Jeremy Lucas, R (8, 2) OBP: 0.250, SLG: 0.250	G1-3				22 E8 2B 11 2B 1-2		11 1B 12 2B BB	K		2 1	2 0	0 0	0 0	1 0	0 1	2 0
Inning Stats	R: 0 H: 0 E: 0 LOB: 0 K: 1 BB: 0 S: 5 P: 5	R: 2 H: 3 E: 0 LOB: 1 K: 2 BB: 0 S: 10 P: 10	R: 0 H: 1 E: 0 LOB: 0 K: 0 BB: 0 S: 3 P: 3	R: 0 H: 1 E: 0 LOB: 1 K: 1 BB: 0 S: 5 P: 5	R: 4 H: 3 E: 1 LOB: 1 K: 1 BB: 1 S: 9 P: 15	R: 0 H: 1 E: 0 LOB: 0 K: 1 BB: 0 S: 5 P: 5	R: 2 H: 2 E: 0 LOB: 1 K: 2 BB: 1 S: 9 P: 13	R: 1 H: 1 E: 0 LOB: 0 K: 2 BB: 0 S: 9 P: 9		1B: 7 SF: 1 2B: 6 SAC: 0 3B: 0 DP: 3 HR: 0 HBP: 0						

PITCHER	IP	WLS	BF	H	R	ER	SO	BB	IBB	HBP	BLK	WP	HR	S	P	ERA	WHIP
38 Tyson Ross, R (1, 1) ERA: 3.6	3.0	L	12	4	2	2	3	0	0	0	0	0	0	18	18	6.00	1.333
75 César Vargas, R (4, 1) ERA: 7.2	2.0		11	4	4	2	2	1	0	0	0	1	0	14	20	9.00	2.500
60 Frank Garces, L (6, 1) ERA:	1.0		3	1	0	0	1	0	0	0	0	0	0	5	5	0.00	1.000
43 Jon Edwards, R (7, 1) ERA: 9.0	1.0		6	2	2	2	2	1	0	0	0	0	0	9	13	18.00	3.000
40 Ryan Buchter, L (8, 1) ERA: 3.0	1.0		4	1	1	1	2	0	0	0	0	0	0	9	9	9.00	1.000

PITCHER	IP	WLS	BF	H	R	ER	SO	BB	IBB	HBP	BLK	WP	HR	S	P	ERA	WHIP

AB	33
R	9
H	12
RBI	9
BB	2
SO	10
LOB	13

WP: 1 PA: 36
PB: 0
SB: 2
CS: 1

Cleveland Indians @ Colorado Rockies

Salt River Fields at Talking Stick, Scottsdale, AZ

Fri Mar 11 2016, 3:12 PM - 5:54 PM EST

Att. 9,219 - Cloudy - 78 F

livebaseballscorecards.com

TOP

Batter	1	2	3	4	5	6	7	8	9	AB	R	H	RBI	BB	SO	LOB
20 Rajai Davis, R (1, 7) OBP: 0.100, SLG: 0.053 33 Robbie Grossman, S (7, 7) OBP: 0.300, SLG: 0.389	B B F B F S FF 94 3-3 ① K			B SI 90 C CH 81 B SI 89 B SI 90 F SI 91 S CH 81 3-3 ① K			C SL 82 X 0-1 ① L6		C CH 86 B FF 93 X FF 93 1-1 1B	3 1	0 0	0 1	0 0	0 0	2 0	0 0
22 Jason Kipnis, L (1, 4) OBP: 0.263, SLG: 0.235 78 Erik González, R (7, 4) OBP: 0.316, SLG: 0.294	B CH 88 X FF 95 1-0 ② F7			C SI 88 T SI 91 B CH 82 S SI 88 1-3 ② K			C SI 97 C CH 88 X SI 97 0-2 ② L9		B SI 93 S CH 86 C FF 93 X SI 93 1-2 ② F8	3 1	0 0	0 0	0 0	0 0	1 0	0 1
12 Francisco Lindor, S (1, 6) OBP: 0.300, SLG: 0.294 77 Eric Stamets, R (7, 6) OBP: 0.500, SLG: 0.800	C FF 94 B CU 73 C CU 73 B FF 96 F FF 94 S CH 89 2-3 ③ K2-3			B CH 81 F CH 82 C SI 91 B SI 90 X CH 82 2-2 ③ L5			B SI 95 B SI 97 F SI 96 F SI 95 C CH 90 2-3 ③ K		C SL 86 B SI 93 B SL 85 F SL 86 B CH 86 S CH 86 3-3 ③ K	3 1	0 0	0 0	0 0	0 0	2 1	0 1
41 Carlos Santana, S (1, 3) OBP: 0.389, SLG: 0.625 81 Jeremy Lucas, R (8, 3) OBP: 0.250, SLG: 0.250		T FF 92 B CH 88 X CH 86 1-1 ① G4-3			B SI 87 X CH 81 1-0 ① G4-3			F SI 94 B SI 94 B SL 77 B FF 95 F FF 95 X 3-2 ① F7		3 0	0 0	0 0	0 0	0 0	0 0	0 0
26 Mike Napoli, R (1, 10) OBP: 0.421, SLG: 0.529		C CU 70 X FF 94 0-1 ② G3-4-1			C CU 79 C SI 92 C SL 87 0-3 ② K			C CH 88 C FF 96 B FF 93 F SL 77 B FF 94 F SI 94 F SL 83 F SI 94 B SL 79 4-2 45 2B 6 1B BB		2	1	0	0	1	1	0
10 Yan Gomes, R (1, 2) OBP: 0.375, SLG: 0.571 45 Adam Moore, R (7, 2) OBP: 0.500, SLG: 0.714		C FF 95 C FF 94 B SL 87 X FF 93 1-2 ③ G5-3			X CH 82 0-0 ③ L8			D FF 94 B SI 95 B FF 94 C FF 95 X SI 93 3-1 6 1B 1-3 2B		2 1	0 0	0 1	0 0	0 0	0 0	0 0
30 Tyler Naquin, L (1, 8) OBP: 0.429, SLG: 0.650 6 Zach Walters, S (6, 8) OBP: 0.071, SLG: 0.077			B CH 86 S CH 86 F FF 92 S CU 70 1-3 ① K			C FC 88 C FC 87 B SI 94 F FF 93 B FC 88 S FF 94 2-3 ① K		F SI 96 B CH 86 F SI 95 F SI 96 F SL 84 F FF 96 X FF 96 1-2 9 G6-4-3 2-3 3-H 1B		2 1	0 0	0 1	0 1	0 0	2 0	0 0
8 Lonnie Chisenhall, L (1, 9) OBP: 0.125, SLG: 0.067 9 Shane Robinson, R (6, 9) OBP: 0.571, SLG: 0.500			B FF 94 C FF 93 X CU 72 1-1 ② G1-3			C SI 91 S FC 89 B FC 86 X FF 93 1-2 ② F7		B FF 92 C 1 SAFE C CU 83 X 1-2 ② ③ G6-4-3 1-2f		2 1	0 0	0 0	0 0	0 0	0 0	0 2
39 Gio Urshela, R (1, 5) OBP: 0.353, SLG: 0.813 79 Todd Hankins, R (6, 5) OBP: 0.444, SLG: 0.500			X SL 90 0-0 ③ G6-3			C FF 94 B FC 88 X FC 87 1-1 ③ G4-3			F SI 93 S FF 93 B FF 93 X 1-2 ① P6	2 1	0 0	0 0	0 0	0 0	0 0	0 0
Inning Stats	R: 0 E: 0 K: 2 S: 8 H: 0 LOB: 0 BB: 0 P: 14	R: 0 E: 0 K: 0 S: 7 H: 0 LOB: 0 BB: 0 P: 9	R: 0 E: 0 K: 1 S: 6 H: 0 LOB: 0 BB: 0 P: 8	R: 0 E: 0 K: 2 S: 9 H: 0 LOB: 0 BB: 0 P: 15	R: 0 E: 0 K: 1 S: 5 H: 0 LOB: 0 BB: 0 P: 6	R: 0 E: 0 K: 1 S: 9 H: 0 LOB: 0 BB: 0 P: 13	R: 0 E: 0 K: 1 S: 8 H: 0 LOB: 0 BB: 0 P: 10	R: 1 E: 0 K: 0 S: 22 H: 2 LOB: 1 BB: 1 P: 34	R: 0 E: 0 K: 1 S: 11 H: 1 LOB: 1 BB: 0 P: 17	1B: 2 2B: 1 3B: 0 HR: 0 SF: 0 SAC: 0 DP: 1 HBP: 0						

AB	29
R	1
H	3
RBI	1
BB	1
SO	9
LOB	4

WP: 0 PB: 0 SB: 0 CS: 0 PA: 30

PITCHER		IP	WLS	BF	H	R	ER	SO	BB	IBB	HBP	BLK	WP	HR	S	P	ERA	WHIP
35 Chad Bettis, R ERA:	(1, 1)	3.0	W	9	0	0	0	3	0	0	0	0	0	0	21	31	0.00	0.000
36 Christian Bergman, R ERA:	(4, 1)	2.0	H	6	0	0	0	3	0	0	0	0	0	0	14	21	0.00	0.000
30 Jason Motte, R ERA: 6.0	(6, 1)	1.0	H	3	0	0	0	1	0	0	0	0	0	0	9	13	0.00	0.000
46 Miguel Castro, R ERA:	(7, 1)	1.0	H	3	0	0	0	1	0	0	0	0	0	0	8	10	0.00	0.000
45 Scott Oberg, R ERA: 2.7	(8, 1)	0.1		4	2	1	1	0	1	0	0	0	0	0	19	30	27.00	9.000

PITCHER		IP	WLS	BF	H	R	ER	SO	BB	IBB	HBP	BLK	WP	HR	S	P	ERA	WHIP
64 Simon Castro, R ERA:	(8, 1)	0.2		1	0	0	0	0	0	0	0	0	0	0	3	4	0.00	0.000
62 Gonzalez Germen, R ERA:	(9, 1)	1.0		4	1	0	0	1	0	0	0	0	0	0	11	17	0.00	1.000

BOTTOM

Cleveland Indians @ Colorado Rockies

Salt River Fields at Talking Stick, Scottsdale, AZ

Fri Mar 11 2016, 3:12 PM - 5:54 PM EST

Att. 9,219 - Cloudy - 78 F

livebaseballscorecards.com

Batter	1	2	3	4	5	6	7	8	9	AB	R	H	RBI	BB	SO	LOB
19 Charlie Blackmon, L (1, 8) OBP: 0.450, SLG: 0.333 14 Tony Wolters, L (7, 2) OBP: 0.444, SLG: 0.500	C FF 96 B FF 96 B FF 96 B FF 96 X FF 96 3-1 18 FC5-4 1B		B FC 91 F FF 97 F CU 82 D FC 91 X CH 86 2-2 ① G3 2-3 3-H		C FF 90 F FF 91 F SI 90 F FF 92 F SL 78 B SI 91 F FF 91 B FF 91 X 2-2 ① G1-3		X 0-0 72 S 72 1B 1B	S SL 84 F B B F SL 84 B SL 77 X 3-2 ② L9		3 0 1 1 0 0 1 2 1 1 0 0 0 0					
18 Cristhian Adames, S (1, 6) OBP: 0.278, SLG: 0.529 91 Joey Wong, L (7, 6)	B FF 96 1 SAFE X 1-0 ① FC5-4 1-2f		S FC 92 S FC 90 S CH 87 0-3 ② K		X SL 78 0-0 ② B1-3		F FF 93 B FF 87 X 1-1 ① P6	C SL 84 B SL 77 B SL 77 S SL 84 B SL 77 F SL 84 S SL 84 3-3 ③ K		3 0 0 0 0 1 2 2 0 0 0 0 1 1					
12 Mark Reynolds, R (1, 3) OBP: 0.444, SLG: 0.750 72 Ryan Casteel, R (7, 3) OBP: 0.250, SLG: 0.182	X FF 96 0-0 ② P6		D FC 90 F FF 96 B FC 91 B FF 96 B FF 96 4-1 BB		C FF 92 B SI 90 S FF 92 S SI 91 B SI 92 X FF 91 2-2 ③ G5-3		1 SAFE C KC 83 S FF 93 F SI 94 1 SAFE D KC 84 B KC 84 B FF 93 F FF 94 3-2 X 1-H 80 1B 1B			2 0 0 0 1 0 1 1 1 1 1 0 0 0					
4 Nick Hundley, R (1, 2) OBP: 0.214, SLG: 0.231 68 Raimel Tapia, L (7, 8) OBP: 0.438, SLG: 0.533	F FF 96 S FC 91 B FF 96 X FF 97 1-2 ③ G3		X FF 94 0-0 ③ G5-3			C SI 88 C CH 88 B SL 74 X 1-2 3 HBP 1 1B 1B	B FF 88 F FF 93 C KC 82 F FF 88 F FF 88 F FF 94 F KC 83 X FF 94 1-2 ② L8			3 0 1 0 0 0 3 1 0 0 0 0 0 1					
6 Ryan Raburn, R (1, 9) OBP: 0.333, SLG: 0.200 80 Mike Tauchman, L (6, 9) OBP: 0.462, SLG: 0.545		C FF 96 B CU 80 X FF 96 1-1 ① G3	B FF 94 X FC 89 1-0 1 2B 1B			B SI 89 X FF 89 1-0 ① F7	B FF 87 X FF 88 1-0 23 HR 2-H 1B			2 1 1 0 0 0 0 2 1 1 1 0 0 1						
23 Tom Murphy, R (1, 10) OBP: 0.143, SLG: 0.308		B CU 80 F FF 96 F FF 96 B FC 91 X FC 91 2-2 ② G3	X FF 94 0-0 ① P5			C CH 83 B FF 90 C SI 88 F SI 88 B CH 82 X CH 83 2-2 ② P4	X FF 92 0-0 1-H HR			4 1 1 2 0 0 2						
1 Brandon Barnes, R (1, 7) OBP: 0.263, SLG: 0.278 16 Kyle Parker, R (7, 7) OBP: 0.357, SLG: 0.308		C FF 97 F FC 92 B CH 86 F FF 96 B CH 88 F FF 94 F FC 91 B CH 88 C FF 97 3-3 ③ K	L FC 90 X CH 86 0-1 3 G3-1 1-H 2B			S SL 75 B SI 89 B CH 82 X SI 89 2-1 3 HBP 1-2 1B	B SI 92 X 1-0 E5			3 0 2 1 0 1 0 1 0 0 0 0 0 0						
3 Daniel Descalso, L (1, 5) OBP: 0.250, SLG: 0.267 Alex Castellanos, R (6, PR) (7, 5)			F FF 96 T FC 90 X CH 87 0-2 43 1B 19 G3 1B	X FF 95 0-0 ② G3-1 2-3		C SI 90 B H 2-1 1-2 2-3 HBP	F SI 92 B SL 83 C SL 83 B SL 84 S SI 91 2-3 ③ K			2 1 1 0 0 0 1 1 0 0 0 0 1 1						
43 Rafael Ynoa, S (1, 4) OBP: 0.294, SLG: 0.154 90 Pat Valaika, R (7, 4)			F FF 95 X FF 95 0-1 19 G3 1-3 1B	C FC 90 B FF 96 C CU 81 B CH 86 F FF 96 C CH 85 2-3 ③		B SI 90 C CH 83 B SI 90 X 2-1 ③ G1-3		B SI 91 S FF 91 X 1-1 ① L9		3 0 1 0 0 1 4 1 0 0 0 0 0 0						
Inning Stats	R: 0 E: 0 K: 0 S: 7 H: 1 LOB: 1 BB: 0 P: 12	R: 0 E: 0 K: 1 S: 11 H: 0 LOB: 0 BB: 0 P: 17	R: 1 E: 0 K: 1 S: 13 H: 2 LOB: 2 BB: 1 P: 19	R: 1 E: 0 K: 1 S: 9 H: 2 LOB: 1 BB: 0 P: 12	R: 0 E: 0 K: 0 S: 12 H: 0 LOB: 0 BB: 0 P: 16	R: 0 E: 0 K: 0 S: 13 H: 2 LOB: 3 BB: 0 P: 23	R: 4 E: 1 K: 1 S: 21 H: 4 LOB: 1 BB: 0 P: 30	R: 0 E: 0 K: 1 S: 10 H: 0 LOB: 0 BB: 0 P: 17		1B: 9 2B: 1 3B: 0 HR: 1 SF: 0 SAC: 0 DP: 0 HBP: 1			WP: 0 PB: 0 SB: 1 CS: 0 PA: 38		

	AB	36
	R	6
	H	11
	RBI	6
	BB	1
	SO	5
	LOB	18

PITCHER		IP	WLS	BF	H	R	ER	SO	BB	IBB	HBP	BLK	WP	HR	S	P	ERA	WHIP
56 Cody Anderson, R ERA: 4.5	(1, 1)	4.0	L	18	5	2	2	3	1	0	0	0	0	0	40	60	4.50	1.500
61 Dan Otero, R ERA: 2.25	(5, 1)	1.0		3	0	0	0	0	0	0	0	0	0	0	12	16	0.00	0.000
50 Tom Gorzelanny, L ERA:	(6, 1)	1.0		6	2	0	0	0	0	0	1	0	0	0	13	23	0.00	2.000
37 Cody Allen, R ERA: 13.5	(7, 1)	0.2		6	4	4	4	0	0	0	0	0	0	1	17	23	54.00	6.000
53 Jeff Manship, R ERA: 6.75	(7, 1)	0.2		3	0	0	0	1	0	0	0	0	0	0	6	10	0.00	0.000

PITCHER		IP	WLS	BF	H	R	ER	SO	BB	IBB	HBP	BLK	WP	HR	S	P	ERA	WHIP
54 Joe Thatcher, L ERA: 2.45	(8, 1)	0.2		2	0	0	0	1	0	0	0	0	0	0	8	14	0.00	0.000

Batter	1	2	3	4	5	6	7	8	9	AB	R	H	RBI	BB	SO	LOB
11 José Ramírez, S (1, 4) OBP: 0.400, SLG: 0.696	C F B B C 2-3 K		B B S X 2-1 G3			B F X 1-1 L7		B C F B X 2-2 36 WP 24 S 1B		4	0	1	0	0	1	0
79 Todd Hankins, R (8, 4) OBP: 0.444, SLG: 0.500										0	0	0	0	0	0	0
38 Will Venable, L (1, 8) OBP: 0.133, SLG: 0.071	S T B S 1-3 K 36 G5-3 33 BB			S B C F B B X 3-2 G4-3		C X 0-1 F8		1 SAFE C X 0-1 P4		3	0	0	0	0	1	0
7 Collin Cowgill, R (6, 8) OBP: 0.158, SLG: 0.333										1	0	0	0	0	0	1
33 Robbie Grossman, S (1, 9) OBP: 0.304, SLG: 0.350	B B 1 B B SAFE 4-0 1-2 BB			C F B X 1-2 G6-3			B C X 1-1 G4-3	1 SAFE S 1 SAFE F B D T B B 4-2 36 WP 1-2 BB		2	0	0	0	1	0	0
24 Joey Butler, R (7, 9) OBP: 0.429, SLG: 0.636										0	0	0	0	1	0	0
36 Jesús Aguilar, R (1, 3) OBP: 0.333, SLG: 0.444	B B C X 2-1 G5-3 2-3f			B B X 2-0 HR			B B F C X 2-2 F8	F B 2 S F B F S SAFE 2-3 K 1-2 2-3		4	1	1	1	0	1	4
97 Nellie Rodriguez, R (8, 3)										0	0	0	0	0	0	0
55 Roberto Pérez, R (1, 2) OBP: 0.250, SLG: 0.214		B C B X 2-1 G1-3		X 0-0 G6-3			B B S C B B 4-2 68 2B BB		B X 1-0 F7	2	1	0	0	1	0	0
63 Guillermo Quiroz, R (7, 2)										1	0	0	0	0	0	0
68 James Ramsey, L (1, 10) OBP: 0.150, SLG: 0.158		C F B B F S 2-3 K			C B B B S 3-3 K		B B C F X 2-2 1-H 39 2B 2B		C S 0-3 K	4	1	1	1	0	3	0
39 Gio Urshela, R (1, 5) OBP: 0.350, SLG: 0.789		B C C B C 2-3 K			B X 1-0 G6-3		C F X 0-2 2-H 2B		C S X 0-2 L7	3	0	1	1	0	1	0
1 Michael Martinez, S (7, PR) OBP: 0.333, SLG: 0.533										1	0	0	0	0	0	0
(7, 5)																
9 Shane Robinson, R (1, 7) OBP: 0.471, SLG: 0.385			C B C F X 1-2 G5-3		F X 0-1 G5-3		X 0-0 F9			3	0	0	0	0	0	1
78 Erik González, R (1, 6) OBP: 0.273, SLG: 0.250			F C F S 0-3 K			X 0-0 F8		C C S 0-3 K		3	0	0	0	0	2	0
77 Eric Stamets, R (8, 6) OBP: 0.500, SLG: 0.800										0	0	0	0	0	0	0
Inning Stats	R: 0 H: 0 E: 0 LOB: 1 K: 2 BB: 1 S: 8 P: 17	R: 0 H: 0 E: 0 LOB: 0 K: 2 BB: 0 S: 9 P: 15	R: 0 H: 0 E: 0 LOB: 0 K: 1 BB: 0 S: 10 P: 13	R: 1 H: 1 E: 0 LOB: 0 K: 0 BB: 0 S: 9 P: 15	R: 0 H: 0 E: 0 LOB: 0 K: 1 BB: 0 S: 6 P: 10	R: 0 H: 0 E: 0 LOB: 0 K: 0 BB: 0 S: 5 P: 6	R: 2 H: 2 E: 0 LOB: 1 K: 0 BB: 1 S: 14 P: 23	R: 0 H: 1 E: 0 LOB: 2 K: 2 BB: 1 S: 15 P: 23	R: 0 H: 0 E: 0 LOB: 0 K: 1 BB: 0 S: 7 P: 8	1B: 1 SF: 0 2B: 2 SAC: 0 3B: 0 DP: 1 HR: 1 HBP: 0						

TOP

Cleveland Indians @ San Diego Padres

Peoria Stadium, Peoria, AZ

Sat Mar 12 2016, 4:37 PM - 7:19 PM EST

Att. 7,767 - Sunny - 70 F

livebaseballscorecards.com

AB	31
R	3
H	4
RBI	3
BB	3
SO	9
LOB	6

PITCHER		IP	WLS	BF	H	R	ER	SO	BB	IBB	HBP	BLK	WP	HR	S	P	ERA	WHIP
34 Andrew Cashner, R ERA:	(1, 1)	3.0		10	0	0	0	5	1	0	0	0	1	0	27	45	0.00	0.333
13 Drew Pomeranz, L ERA: 3.86	(4, 1)	2.0		7	1	1	1	1	0	0	0	0	0	1	15	25	4.50	0.500
53 Philip Humber, R ERA:	(6, 1)	1.0		3	0	0	0	0	0	0	0	0	0	0	5	6	0.00	0.000
86 Eric Yardley, R ERA: 18.0	(7, 1)	0.2	B	5	2	2	2	0	1	0	0	0	0	0	13	22	27.00	4.500
52 Blake Smith, R ERA: 6.23	(7, 1)	1.1	W	6	1	0	0	2	1	0	0	0	1	0	16	24	0.00	1.500

PITCHER		IP	WLS	BF	H	R	ER	SO	BB	IBB	HBP	BLK	WP	HR	S	P	ERA	WHIP
50 Nick Vincent, R ERA: 2.25	(9, 1)	1.0	S	3	0	0	0	1	0	0	0	0	0	0	7	8	0.00	0.000

BOTTOM

Cleveland Indians @ San Diego Padres

Peoria Stadium, Peoria, AZ

Sat Mar 12 2016, 4:37 PM - 7:19 PM EST

Att. 7,767 - Sunny - 70 F

livebaseballscorecards.com

Batter	1	2	3	4	5	6	7	8	9	AB	R	H	RBI	BB	SO	LOB
24 Jon Jay, L (1, 8) OBP: 0.227, SLG: 0.318	B X 1-0 L4 ①		B X 1-0 1-2 1B ①		X 0-0 L8 ③		X 0-0 G5-3 ②	C S B H 2-2 1-2 HBP		3	0	1	0	0	0	1
11 Erik Kratz, R (7, 2) OBP: 0.357, SLG: 0.455										1	0	0	0	0	0	0
15 Cory Spangenberg, L (1, 4) OBP: 0.292, SLG: 0.318	C B B X 2-1 F8 ②		S F F S 1-3 K ②			X 0-0 E1 16 SH3-4 4 BB 1 1B	C X 0-1 F7 ③	B C T B X 2-2 G5-3 ③		3	1	0	0	0	1	2
5 Alexi Amarista, L (7, 6) OBP: 0.200, SLG: 0.077										2	0	0	0	0	0	3
4 Wil Myers, R (1, 3) OBP: 0.261, SLG: 0.158	C B C F S 1-3 K ③		B S F T 1-2 K ③			F B B C B 1 B SAFE 4-2 1-2 16 SH3-4 1 1B BB		B X 1-0 83 BB 16 BB 32 BB 1B		2	1	0	0	1	2	2
28 Nick Noonan, L (7, 3) OBP: 0.385, SLG: 0.417										1	1	1	0	0	0	0
2 B.J. Upton, R (1, 7) OBP: 0.222, SLG: 0.333		C B F F B S 2-3 K ①		B S B S F F S 2-3 K ①		L X 0-1 1-2 2-3 SH3-4 ①		B B C 1 B SAFE F F 1 B SAFE 4-2 1-2 32 BB 83 BB 8 1B BB		2	0	0	0	0	2	0
16 Travis Jankowski, L (5, 7) OBP: 0.316, SLG: 0.188										0	1	0	0	1	0	0
1 Alex Dickerson, L (1, 10) OBP: 0.357, SLG: 0.182		B B B C F T 3-2 K ②		B S X 1-1 G3-1 ②		F X 0-1 2-H 3-H 3 2B 10 SF8 1B		B L D L X 2-2 F8 ①		4	1	1	2	0	1	2
3 Derek Norris, R (1, 2) OBP: 0.444, SLG: 0.533		C X 0-1 1-3 10 FC5-4 1B		B B C B X 3-1 G5-3 ③		F X 0-1 1-3 2B		B S B C C 2-3 ②		3	0	2	0	0	0	0
70 Manuel Margot, R (6, PR) OBP: 0.313, SLG: 0.563										1	0	0	0	0	1	2
(7, 8)																
10 Alexei Ramirez, R (1, 6) OBP: 0.421, SLG: 0.438	F X 0-1 1-2f FC5-4 ③				C X 0-1 2B	F S X 0-2 3-H SF8 ②		B B S B 2 B SAFE 4-1 1-2 2-3 32 BB 8 1B BB		2	0	1	1	0	0	1
83 Ryan Schimpf, L (7, 4) OBP: 0.467, SLG: 0.500										0	1	0	0	1	0	0
32 Jabari Blash, R (1, 9) OBP: 0.346, SLG: 0.263			C B C B C 2-3 K ①		B S B C D T 3-2 K ①	B S B F X 2-2 F8 ③		D B S B B 4-1 1-2 2-3 3-H 8 1B BB		3	0	0	1	1	2	2
9 Adam Rosales, R (1, 5) OBP: 0.333, SLG: 0.375			C B B B X 3-1 24 1B 1B		F F D S 1-3 K2-3 ②		C B C F B S 2-3 K ① C X	0-1 1-3 2-H 3-H 11 S 1B		3	0	1	0	0	2	1
8 Jemile Weeks, S (8, 5) OBP: 0.529, SLG: 0.733										1	0	1	2	0	0	0
Inning Stats	R: 0 E: 0 K: 1 S: 7 H: 0 LOB: 0 BB: 0 P: 11	R: 0 E: 0 K: 2 S: 11 H: 1 LOB: 1 BB: 0 P: 16	R: 0 E: 0 K: 3 S: 13 H: 2 LOB: 2 BB: 0 P: 21	R: 0 E: 0 K: 1 S: 9 H: 0 LOB: 0 BB: 0 P: 15	R: 0 E: 0 K: 2 S: 9 H: 1 LOB: 1 BB: 0 P: 13	R: 3 E: 1 K: 0 S: 15 H: 2 LOB: 1 BB: 1 P: 21	R: 0 E: 0 K: 1 S: 7 H: 0 LOB: 0 BB: 0 P: 9	R: 3 E: 0 K: 1 S: 19 H: 2 LOB: 3 BB: 3 P: 40		1B: 6 2B: 2 3B: 0 HR: 0	SF: 1 SAC: 1 DP: 0 HBP: 1					

	AB	31
	R	6
	H	8
	RBI	6
	BB	4
	SO	11
	LOB	16

WP: 0 PB: 0 SB: 1 CS: 0 PA: 38

PITCHER		IP	WLS	BF	H	R	ER	SO	BB	IBB	HBP	BLK	WP	HR	S	P	ERA	WHIP
31 Danny Salazar, R ERA: 3.0	(1, 1)	4.0		15	3	0	0	7	0	0	0	0	0	0	40	63	0.00	0.750
44 Ross Detwiler, L ERA: 6.75	(5, 1)	1.0	H	4	1	0	0	2	0	0	0	0	0	0	9	13	0.00	1.000
65 Giovanni Soto, L ERA: 9.82	(6, 1)	1.0	B	7	2	3	1	0	1	0	0	0	0	0	15	21	9.00	3.000
74 Shawn Morimando, L ERA: 8.31	(7, 1)	1.1	L	6	1	2	2	1	1	0	0	0	0	0	14	23	13.50	1.500
52 Felipe Paulino, R ERA: 4.5	(8, 1)	0.2		6	1	1	1	1	2	0	1	0	0	0	12	26	13.50	4.500

PITCHER	IP	WLS	BF	H	R	ER	SO	BB	IBB	HBP	BLK	WP	HR	S	P	ERA	WHIP

Cleveland Indians @ Kansas City Royals

Surprise Stadium, Surprise, AZ

Sun Mar 13 2016, 4:06 PM - 7:06 PM EDT

Att. 8,715 - Partly Cloudy - 75 F

TOP

livebaseballscorecards.com

Batter	1	2	3	4	5	6	7	8	9	AB	R	H	RBI	BB	SO	LOB
11 José Ramírez, S (1, 4) OBP: 0.379, SLG: 0.630 94 Tyler Krieger, S (6, 4)	K	1 SAFE 1-2 1B		K		G6-3	L6		K	4 2	0 0	1 0	0 0	0 0	2 1	1 4
30 Tyler Naquin, L (1, 8) OBP: 0.440, SLG: 0.667 96 Bradley Zimmer, L (7, 8) OBP: 0.500, SLG: 0.500	8 S 36 1B 1B	K			2B		F7	K	1-2 2-3 3-H 1B	4 2	1 0	2 1	0 1	0 0	1 1	2 0
8 Lonnie Chisenhall, L (1, 9) OBP: 0.100, SLG: 0.053 91 Clint Frazier, R (7, 9)	K 1-2	G3			K		K	K	L6	4 2	0 0	0 0	0 0	0 0	3 1	2 3
41 Carlos Santana, S (1, 3) OBP: 0.455, SLG: 0.684 97 Bobby Bradley, L (7, 3)	36 1B BB	F9			33 FC6-4 1B		36 2B 2B	BB		3 0	1 0	2 0	0 0	1 1	0 0	0 0
36 Jesús Aguilar, R (1, 10) OBP: 0.346, SLG: 0.478	1-2 2-H 1B	G6-3			K		33 E 2-H 2B	F7		5	1	2	2	0	1	3
33 Robbie Grossman, S (1, 7) OBP: 0.333, SLG: 0.348 92 Luke Wakamatsu, S (7, 6)	F8			39 HR BB	FC6-4 1-2f		E6 39 1B 55 HR 2-H 1B		G3	3 1	2 0	1 0	0 0	1 0	0 0	4 0
39 Gio Urshela, R (1, 5) OBP: 0.375, SLG: 0.870 95 Yandy Díaz, R (7, 5) OBP: 1.000, SLG: 1.000		K		HR 1-H		G1-3	55 HR 1-2 1B		90 WP 63 1B 96 1B 1B	4 1	2 1	2 1	2 0	0 0	1 0	0 0
55 Roberto Pérez, R (1, 2) OBP: 0.300, SLG: 0.556 63 Guillermo Quiroz, R (8, 2) OBP: 0.333, SLG: 0.333	G5-3			L3		3B	1-H 2-H HR		96 1B 90 WP 1-2 1B	4 1	1 0	2 1	3 0	0 0	0 0	0 0
77 Eric Stamets, R (1, 6) OBP: 0.500, SLG: 0.714 90 Silento Sayles, R (7, 7)	11 1B 1B			K		K	1B		96 1B 1-2 2-3 BB	4 0	0 0	2 0	0 0	0 1	2 0	1 0
Inning Stats	R: 1 H: 2 E: 0 LOB: 2 K: 2 BB: 1 S: 12 P: 22	R: 0 H: 2 E: 0 LOB: 2 K: 2 BB: 0 S: 14 P: 20	R: 0 H: 0 E: 0 LOB: 0 K: 0 BB: 0 S: 6 P: 7	R: 2 H: 1 E: 0 LOB: 0 K: 2 BB: 1 S: 12 P: 20	R: 0 H: 2 E: 0 LOB: 2 K: 2 BB: 0 S: 17 P: 25	R: 0 H: 1 E: 0 LOB: 1 K: 1 BB: 0 S: 8 P: 14	R: 5 H: 6 E: 1 LOB: 1 K: 1 BB: 0 S: 20 P: 25	R: 0 H: 0 E: 0 LOB: 1 K: 2 BB: 1 S: 10 P: 19	R: 1 H: 3 E: 0 LOB: 3 K: 1 BB: 1 S: 18 P: 28	1B: 11 SF: 0 2B: 3 SAC: 0 3B: 1 DP: 0 HR: 2 HBP: 0						

AB	44
R	9
H	17
RBI	8
BB	4
SO	13
LOB	20

WP: 1 PA: 48
PB: 0
SB: 1
CS: 0

PITCHER		IP	WLS	BF	H	R	ER	SO	BB	IBB	HBP	BLK	WP	HR	S	P	ERA	WHIP
36 Edinson Volquez, R ERA: 4.15	(1, 1)	4.0		19	5	3	3	6	2	0	0	0	0	1	44	69	6.75	1.750
52 Brian Duensing, L ERA: 3.6	(5, 1)	1.0		5	2	0	0	2	0	0	0	0	0	0	17	25	0.00	2.000
44 Luke Hochevar, R ERA:	(6, 1)	1.0		4	1	0	0	1	0	0	0	0	0	0	8	14	0.00	1.000
33 Brian Flynn, L ERA: 13.5	(7, 1)	1.0	L	9	6	5	5	1	0	0	0	0	0	1	20	25	45.00	6.000
49 Ross Ohlendorf, R ERA: 10.8	(8, 1)	1.0		4	0	0	0	2	1	0	0	0	0	0	10	19	0.00	1.000

PITCHER		IP	WLS	BF	H	R	ER	SO	BB	IBB	HBP	BLK	WP	HR	S	P	ERA	WHIP
50 Miguel Almonte, R ERA: 3.0	(9, 1)	1.0		7	3	1	1	1	1	0	0	0	1	0	18	28	9.00	4.000

BOTTOM

Cleveland Indians @ Kansas City Royals

Surprise Stadium, Surprise, AZ

Sun Mar 13 2016, 4:06 PM - 7:06 PM EDT

Att. 8,715 - Partly Cloudy - 75 F

livebaseballscorecards.com

Batter	1	2	3	4	5	6	7	8	9	AB	R	H	RBI	BB	SO	LOB
2 Alcides Escobar, R (1, 6) OBP: 0.133, SLG: 0.143	C C S 0-3 K ①	F X 0-1 E5 35 G6-3 2-3 3-H		C X 0-1 G6-4-3 ① ② 1-2f			S B X 1-1 SF9 ① 3-H		X 0-0 1B	3	0	0	0	0	1	2
61 Orlando Calixte, R (6, 6) OBP: 0.267, SLG: 0.429										1	0	1	1	0	0	0
4 Alex Gordon, L (1, 7) OBP: 0.455, SLG: 0.700	X 0-0 HR	S C F B F X 1-2 L5 ①		B B S C F X 2-2 F7 ③			X 0-0 F8 ②		S X 0-1 L8 ②	3	1	1	1	0	0	2
38 Jorge Bonifacio, R (6, 7) OBP: 0.368, SLG: 0.588										2	0	0	0	0	0	1
35 Eric Hosmer, L (1, 3) OBP: 0.409, SLG: 0.647	B B B B 4-0 16 BB 13 1B BB	C X 0-1 G6-3 ② 2-3 3-H			C B F B X 2-2 G6-3 ①		C S B S 1-3 K ③		B F X 1-1 G5-3 ③	2	0	0	1	1	0	1
86 Balbino Fuenmayor, R (6, 3) OBP: 0.313, SLG: 0.267										2	0	0	0	0	1	1
25 Kendrys Morales, S (1, 10) OBP: 0.261, SLG: 0.273	F F C 0-3 K ②	S S S 0-3 K ③			B B X 2-0 G4-3 ②			C S S 0-3 K ①		3	0	0	0	0	2	2
26 Brett Eibner, R (8, PH) OBP: 0.400, SLG: 0.143										1	0	0	0	0	1	0
(9, 10)																
13 Salvador Perez, R (1, 2) OBP: 0.208, SLG: 0.136	F X 0-1 16 BB 1-2 1B		C T F B X 1-2 1B		C C S 0-3 K ③			C C S 0-3 K ②		3	0	2	0	0	1	0
7 Tony Cruz, R (7, 2)			M 1 SAFE S X 0-2 F8 ①							1	0	0	0	0	1	0
16 Paulo Orlando, R (1, 8) OBP: 0.318, SLG: 0.476	B C B B B 4-1 1-2 2-3 BB					B F B X 2-1 L8 ①		B C X 1-1 2B		1	0	0	0	1	0	1
34 Rey Fuentes, L (6, 8) OBP: 0.476, SLG: 0.667										2	0	1	0	0	0	0
60 Hunter Dozier, R (1, 5) OBP: 0.389, SLG: 0.333	B C S B B X 3-2 P6 ③			C S C 0-3 K ②		B S B F B S 3-3 K ②		C B B F B B 4-2 74 FC6-4 BB		3	0	0	0	1	2	4
15 Travis Snider, L (1, 9) OBP: 0.222, SLG: 0.176		B F B B X 3-1 14 2B 2 E 1B	B B S F F F S 2-3 K ③			B B X 2-0 G4-3 ③		X 0-0 FC6-4 ③ 1-2f		3	1	1	0	0	1	1
74 José Martínez, R (7, 9) OBP: 0.278, SLG: 0.333										1	0	0	0	0	0	2
14 Omar Infante, R (1, 4) OBP: 0.250, SLG: 0.273		B B B X 3-0 2 E 35 G6-3 1-3 2B		C B B X 2-1 2 G6-4-3 1B			C X 0-1 61 SF9 3B		C X 0-1 L9 ①	2	1	2	0	0	0	0
65 Whit Merrifield, R (6, 4) OBP: 0.467, SLG: 0.923										2	1	1	0	0	0	0
Inning Stats	R: 1 E: 0 K: 2 S: 13 H: 2 LOB: 3 BB: 2 P: 24	R: 2 E: 1 K: 1 S: 15 H: 2 LOB: 1 BB: 0 P: 22	R: 0 E: 0 K: 2 S: 16 H: 1 LOB: 1 BB: 0 P: 19	R: 0 E: 0 K: 0 S: 8 H: 1 LOB: 0 BB: 0 P: 12	R: 0 E: 0 K: 1 S: 7 H: 0 LOB: 0 BB: 0 P: 11	R: 0 E: 0 K: 1 S: 6 H: 0 LOB: 0 BB: 0 P: 13	R: 1 E: 0 K: 1 S: 8 H: 1 LOB: 0 BB: 0 P: 10	R: 0 E: 0 K: 2 S: 11 H: 1 LOB: 2 BB: 1 P: 16	R: 0 E: 0 K: 0 S: 7 H: 1 LOB: 1 BB: 0 P: 8	1B: 5 2B: 2 3B: 1 HR: 1	SF: 1 SAC: 0 DP: 1 HBP: 0						

PITCHER	IP	WLS	BF	H	R	ER	SO	BB	IBB	HBP	BLK	WP	HR	S	P	ERA	WHIP
73 Mike Clevinger, R (1, 1) ERA: 1.5	2.0		14	5	3	1	3	2	0	0	0	0	1	32	51	4.50	3.500
49 Austin Adams, R (3, 1) ERA: 1.8	1.0		3	0	0	0	2	0	0	0	0	0	0	12	14	0.00	0.000
47 Trevor Bauer, R (4, 1) ERA: 4.0	4.0	W	13	2	1	1	3	0	0	0	0	0	0	29	46	2.25	0.500
57 Kyle Crockett, L (8, 1) ERA: 3.6	1.0		5	1	0	0	2	1	0	0	0	0	0	11	16	0.00	2.000
69 Ryan Merritt, L (9, 1) ERA: 6.0	1.0		4	1	0	0	0	0	0	0	0	0	0	7	8	0.00	1.000

PITCHER	IP	WLS	BF	H	R	ER	SO	BB	IBB	HBP	BLK	WP	HR	S	P	ERA	WHIP

AB	35
R	4
H	9
RBI	3
BB	3
SO	10
LOB	17

WP: 0 PB: 0 SB: 0 CS: 0 PA: 39

Milwaukee Brewers @ Cleveland Indians

Goodyear Ballpark, Goodyear, AZ

Sun Mar 13 2016, 4:09 PM - 6:43 PM EDT

Att. 5,132 - Sunny - 72 F

TOP

livebaseballscorecards.com

Batter	1	2	3	4	5	6	7	8	9	AB	R	H	RBI	BB	SO	LOB
23 Keon Broxton, R (1, 7) OBP: 0.391, SLG: 0.316	B C C C 1-3 ① K		X 0-0 ① F8		S S S 0-3 ② K		B B B B 4-0 7 BB 90 2B BB		X 0-0 90 S 1B	3	0	0	0	0	2	1
25 Michael Reed, R (6, 7) OBP: 0.300, SLG: 0.444										1	1	1	0	1	0	0
20 Jonathan Lucroy, R (1, 10) OBP: 0.350, SLG: 0.421	X 0-0 10 HR 1B		X 0-0 ② F9		X 0-0 ③ L4		B B B B 4-0 90 2B 1-2 2-3 BB		X 0-0 ① F7	3	1	1	0	0	0	1
7 Colin Walsh, S (7, PH) (7, 10) OBP: 0.409, SLG: 0.313										1	0	0	0	1	0	1
9 Aaron Hill, R (1, 5) OBP: 0.316, SLG: 0.294	X 0-0 ② P2		X 0-0 ③ G4-3			X 0-0 ① F7	X 0-0 1-3 2-H 3-H 2B		B S S S 1-3 ② K 1-2	3	0	0	0	0	0	1
90 Nate Orf, R (6, 5) OBP: 0.500, SLG: 0.750										2	0	1	2	0	1	1
10 Kirk Nieuwenhuis, L (1, 8) OBP: 0.286, SLG: 0.421	B S X 1-1 ① HR 1-H			X 0-0 ① G6-3		B B B B 4-0 79 E BB	B B B B 4-0 BB		X 0-0 ③ F7	2	1	1	2	1	0	0
7 Alex Presley, L (6, 8) OBP: 0.353, SLG: 0.688										1	0	0	0	1	0	1
79 Rymer Liriano, R (1, 9) OBP: 0.300, SLG: 0.353	S S S 0-3 ③ K			X 0-0 ② F7		S 1 SAFE S S 0-3 ② 1-2 K	S S S 0-3 ② K			3	0	0	0	0	2	1
35 Shane Peterson, L (6, 9) OBP: 0.263, SLG: 0.313										1	0	0	0	0	1	3
64 Andy Wilkins, L (1, 3) OBP: 0.412, SLG: 0.800		X 0-0 29 FC6-4 1B		B B B 4-0 BB		X 0-0 ③ F7	S S S 0-3 ③ K			2	0	1	0	1	0	1
18 Ramón Flores, L (6, 3) OBP: 0.333, SLG: 0.313										1	0	0	0	0	1	3
5 Jonathan Villar, S (1, 6) OBP: 0.250, SLG: 0.316		S S S 0-3 ① K		X 0-0 ③ G1-3			B B B B 4-0 29 S 29 2B BB	X 0-0 ① F9		2	1	0	0	1	1	2
72 Orlando Arcia, R (7, 6) OBP: 0.211, SLG: 0.421										1	0	0	0	0	0	0
12 Martín Maldonado, R (1, 2) OBP: 0.263, SLG: 0.421		S S S 0-3 ② K			X 0-0 3B		X 0-0 ① F7	S S S 0-3 ② K		3	0	1	0	0	1	2
92 Jacob Nottingham, R (8, PH) (8, 2) OBP: 0.500, SLG: 0.714										1	0	0	0	0	1	0
29 Yadiel Rivera, R (1, 4) OBP: 0.333, SLG: 0.810		X 0-0 ③ FC6-4 1-2f			S S S 0-3 ① K		B X 1-0 7 BB 1-H 90 2B 2B	X 0-0 ③ F7		3	1	1	1	0	1	2
14 Hernán Pérez, R (7, 4) OBP: 0.313, SLG: 0.563										1	0	0	0	0	0	0

	AB	R	H	RBI	BB	SO	LOB
	34	**5**	**7**	**5**	**6**	**11**	**20**

Inning Stats	1	2	3	4	5	6	7	8	9	1B	SF	WP	PA
R	2	0	0	0	0	0	3	0	0	3	0	0	40
E	0	0	0	0	0	1	0	0	0	2B 2	SAC 0	PB 0	
K	2	2	0	0	2	1	2	1	1	3B 1	DP 0	SB 2	
S	10	8	3	3	8	5	9	5	6	HR 1	HBP 0	CS 0	
H	2	1	0	0	1	0	2	0	1				
LOB	0	1	0	0	1	1	3	0	1				
BB	0	0	0	0	0	1	4	0	0				
P	12	8	3	7	8	9	26	5	7				

PITCHER		IP	WLS	BF	H	R	ER	SO	BB	IBB	HBP	BLK	WP	HR	S	P	ERA	WHIP
43 Josh Tomlin, R ERA: 6.75	(1, 1)	3.0		12	3	2	2	4	0	0	0	0	0	1	21	23	6.00	1.000
27 Bryan Shaw, R ERA: 16.88	(4, 1)	1.0	H	4	0	0	0	0	1	0	0	0	0	0	3	7	0.00	1.000
62 Joba Chamberlain, R ERA: 6.75	(5, 1)	1.0	H	4	1	0	0	2	0	0	0	0	0	0	8	8	0.00	1.000
80 Will Roberts, R ERA: 15.43	(6, 1)	1.1	L	10	2	3	3	1	4	0	0	0	0	0	8	25	20.25	4.500
76 Adam Plutko, R ERA: 3.86	(7, 1)	1.2		6	0	0	0	3	1	0	0	0	0	0	11	15	0.00	0.600
67 Jarrett Grube, R ERA:	(9, 1)	1.0		4	1	0	0	1	0	0	0	0	0	0	6	7	0.00	1.000

Milwaukee Brewers @ Cleveland Indians

Goodyear Ballpark, Goodyear, AZ

Sun Mar 13 2016, 4:09 PM - 6:43 PM EDT

Att. 5,132 - Sunny - 72 F

BOTTOM

Batter	1	2	3	4	5	6	7	8	9	AB	R	H	RBI	BB	SO	LOB
20 Rajai Davis, R (1, 8) OBP: 0.087, SLG: 0.045	G6-3	P6			G5-3			G3		3	0	0	0	0	0	0
6 Zach Walters, S (6, 9) OBP: 0.067, SLG: 0.071										1	0	0	0	0	0	0
22 Jason Kipnis, L (1, 4) OBP: 0.261, SLG: 0.238	12 E 12 1B 26 HR 1B	P6			G4-3			F8		4	1	1	0	0	0	0
79 Todd Hankins, R (9, 4) OBP: 0.444, SLG: 0.500										0	0	0	0	0	0	0
12 Francisco Lindor, S (1, 6) OBP: 0.292, SLG: 0.286	E7 26 HR 1-3 1B	F8				G4-3			F7	4	1	1	0	0	0	0
26 Mike Napoli, R (1, 3) OBP: 0.455, SLG: 0.700	2-H 3-H HR	10 FC6-4 1B				K			K	3	1	2	3	0	1	0
81 Jeremy Lucas, R (8, 3) OBP: 0.200, SLG: 0.200										1	0	0	0	0	1	0
10 Yan Gomes, R (1, 2) OBP: 0.368, SLG: 0.706	HR	FC6-4 1-2f				G5-3			1B	3	1	1	1	0	0	1
45 Adam Moore, R (7, 2) OBP: 0.556, SLG: 0.750										1	0	1	0	0	0	0
78 Erik González, R (9, PR) OBP: 0.273, SLG: 0.250										0	0	0	0	0	0	0
38 Will Venable, L (1, 10) OBP: 0.111, SLG: 0.059	F8			F7			G6-3		K	3	0	0	0	0	0	0
88 Mike Papi, L (9, PH)										1	0	0	0	0	1	1
7 Collin Cowgill, R (1, 9) OBP: 0.136, SLG: 0.286	F9			K			F8			3	0	0	0	0	1	0
(6, 8)										0	0	0	0	0	0	0
9 Shane Robinson, R (8, 8) OBP: 0.471, SLG: 0.385																
24 Joey Butler, R (1, 7) OBP: 0.353, SLG: 0.500		F9		F9			G6-3			3	0	0	0	0	0	0
68 James Ramsey, L (8, 7) OBP: 0.150, SLG: 0.158										0	0	0	0	0	0	0
1 Michael Martinez, S (1, 5) OBP: 0.278, SLG: 0.444		K			G6-3			G4-3		3	0	0	0	0	1	0
91 Ronny Rodríguez, R (9, 5)										0	0	0	0	0	0	0
Inning Stats	R: 4 H: 4 E: 1 LOB: 0 K: 0 BB: 0 S: 7 P: 7	R: 0 H: 0 E: 0 LOB: 0 K: 1 BB: 0 S: 5 P: 5	R: 0 H: 1 E: 0 LOB: 1 K: 0 BB: 0 S: 4 P: 4	R: 0 H: 0 E: 0 LOB: 0 K: 1 BB: 0 S: 5 P: 5	R: 0 H: 0 E: 0 LOB: 0 K: 0 BB: 0 S: 3 P: 3	R: 0 H: 0 E: 0 LOB: 0 K: 1 BB: 0 S: 5 P: 5	R: 0 H: 0 E: 0 LOB: 0 K: 0 BB: 0 S: 3 P: 3	R: 0 H: 0 E: 0 LOB: 0 K: 0 BB: 0 S: 3 P: 3	R: 0 H: 1 E: 0 LOB: 1 K: 2 BB: 0 S: 8 P: 8	1B: 4 SF: 0 2B: 0 SAC: 0 3B: 0 DP: 0 HR: 2 HBP: 0						

livebaseballscorecards.com

	AB	33
	R	4
	H	6
	RBI	4
	BB	0
	SO	5
	LOB	2

PITCHER	IP	WLS	BF	H	R	ER	SO	BB	IBB	HBP	BLK	WP	HR	S	P	ERA	WHIP
57 Chase Anderson, R (1, 1) ERA: 14.85	3.0		14	5	4	4	1	0	0	0	0	0	2	16	16	12.00	1.667
27 Zach Davies, R (4, 1) ERA: 1.5	3.0	W	9	0	0	0	2	0	0	0	0	0	0	13	13	0.00	0.000
54 Michael Blazek, R (7, 1) ERA: 30.86	1.0	H	3	0	0	0	0	0	0	0	0	0	0	3	3	0.00	0.000
48 Blaine Boyer, R (8, 1) ERA: 4.15	1.0	H	3	0	0	0	0	0	0	0	0	0	0	3	3	0.00	0.000
28 Jorge López, R (9, 1) ERA: 3.6	1.0	S	4	1	0	0	2	0	0	0	0	0	0	8	8	0.00	1.000

PITCHER	IP	WLS	BF	H	R	ER	SO	BB	IBB	HBP	BLK	WP	HR	S	P	ERA	WHIP

Texas Rangers @ Cleveland Indians

Goodyear Ballpark, Goodyear, AZ

Mon Mar 14 2016, 4:08 PM - 6:57 PM EDT

Att. 4,227 - Sunny - 72 F

TOP

livebaseballscorecards.com

Batter	1	2	3	4	5	6	7	8	9	AB	R	H	RBI	BB	SO	LOB
3 Delino DeShields, R (1, 8) OBP: 0.360, SLG: 0.565	G5-3	K		FC5 2-3f			30 G6-4-3 1-2 1B		68 DI 1-2 1B	4	0	1	0	0	1	5
70 Lewis Brinson, R (7, PR) (7, 8) OBP: 0.400, SLG: 0.357										1	0	1	0	0	0	0
30 Nomar Mazara, L (1, 9) OBP: 0.440, SLG: 0.600	F8	G3-1			K2-3		G6-4-3 1-2f 2-3		F8 2-3	5	0	0	0	0	1	7
84 Prince Fielder, L (1, 3) OBP: 0.278, SLG: 0.294	29 E 29 WP 1B		F8		2B		2B 3-H		SF8 3-H	3	0	2	0	0	0	0
73 Ronald Guzmán, L (5, 3) OBP: 0.400, SLG: 0.571										1	0	1	2	0	0	0
29 Adrián Beltré, R (1, 5) OBP: 0.375, SLG: 0.667	E5 1-3		G6-3		F7		G4-3		BB 1-2	3	0	0	0	0	0	2
68 Drew Robinson, L (5, 5) OBP: 0.280, SLG: 0.435										1	0	0	0	1	0	2
20 Ian Desmond, R (1, 7) OBP: 0.474, SLG: 0.647	K		K		G6-3			F8	G3	3	0	0	0	0	2	3
99 James Jones, L (6, 7) OBP: 0.320, SLG: 0.565										2	0	0	0	0	0	2
61 Robinson Chirinos, R (1, 10) OBP: 0.222, SLG: 0.188		K2-3		L8		K		2 G1-3 1B		4	0	1	0	0	2	0
1 Josh Altmann, R (8, PR) (8, 10)										0	0	0	0	0	0	0
1 Elvis Andrus, R (1, 6) OBP: 0.529, SLG: 0.385		BB 8 1B		G6-3		F7		G1-3 1-2		2	0	0	0	1	0	0
2 Hanser Alberto, R (7, 6) OBP: 0.250, SLG: 0.368										1	0	0	0	0	0	1
8 Bobby Wilson, R (1, 2) OBP: 0.556, SLG: 0.556		15 E 1-3 1B		3 FC5 15 1B 1B		F9		P4		3	0	2	0	0	0	0
63 Brett Nicholas, L (7, 2) OBP: 0.636, SLG: 1.375										1	0	0	0	0	0	2
15 Pedro Ciriaco, R (1, 4) OBP: 0.414, SLG: 0.464	E1 1-2			1B			30 G6-4-3 3 1B 73 2B 1B		30 F8 70 1B 73 SF8 1B	4	2	3	0	0	0	2

	AB	38
	R	2
	H	11
	RBI	2
	BB	2
	SO	6
	LOB	26

Inning Stats																		
	R: 0	H: 1	R: 0	H: 1	R: 0	H: 0	R: 0	H: 2	R: 0	H: 1	R: 0	H: 0	R: 1	H: 3	R: 0	H: 1	R: 1	H: 2
	E: 1	LOB: 2	E: 1	LOB: 3	E: 0	LOB: 0	E: 0	LOB: 2	E: 0	LOB: 1	E: 0	LOB: 0	E: 0	LOB: 2	E: 0	LOB: 2	E: 0	LOB: 2
	K: 1	BB: 0	K: 2	BB: 1	K: 1	BB: 0	K: 0	BB: 0	K: 1	BB: 0	K: 1	BB: 0	K: 0	BB: 0	K: 0	BB: 0	K: 0	BB: 1
	S: 8	P: 9	S: 9	P: 13	S: 5	P: 5	S: 5	P: 5	S: 6	P: 6	S: 5	P: 5	S: 5	P: 5	S: 4	P: 4	S: 5	P: 9

	1B: 9	SF: 1	WP: 1	PA: 41
	2B: 2	SAC: 0	PB: 0	
	3B: 0	DP: 1	SB: 0	
	HR: 0	HBP: 0	CS: 0	

PITCHER		IP	WLS	BF	H	R	ER	SO	BB	IBB	HBP	BLK	WP	HR	S	P	ERA	WHIP
28 Corey Kluber, R ERA:	(1, 1)	4.0	W	19	4	0	0	4	1	0	0	0	1	0	27	32	0.00	1.250
37 Cody Allen, R ERA: 9.82	(5, 1)	1.0	H	4	1	0	0	1	0	0	0	0	0	0	6	6	0.00	1.000
53 Jeff Manship, R ERA: 4.91	(6, 1)	1.0	H	3	0	0	0	1	0	0	0	0	0	0	5	5	0.00	0.000
61 Dan Otero, R ERA: 3.6	(7, 1)	1.0	H	5	3	1	1	0	0	0	0	0	0	0	5	5	9.00	3.000
54 Joe Thatcher, L ERA: 1.93	(8, 1)	1.0	H	4	1	0	0	0	0	0	0	0	0	0	4	4	0.00	1.000

PITCHER		IP	WLS	BF	H	R	ER	SO	BB	IBB	HBP	BLK	WP	HR	S	P	ERA	WHIP
52 Felipe Paulino, R ERA: 5.4	(9, 1)	1.0	S	6	2	1	1	0	1	0	0	0	0	0	5	9	9.00	3.000

Texas Rangers @ Cleveland Indians

Goodyear Ballpark, Goodyear, AZ

Mon Mar 14 2016, 4:08 PM - 6:57 PM EDT

Att. 4,227 - Sunny - 72 F

BOTTOM

Batter	1	2	3	4	5	6	7	8	9	AB	R	H	RBI	BB	SO	LOB
22 Jason Kipnis, L (1, 4) OBP: 0.269, SLG: 0.292 79 Todd Hankins, R (6, 4) OBP: 0.400, SLG: 0.444	0-0 12 SH5-3 2B		0-0 ① G4-3		0-0 ② G3-1		S S S 0-3 ① K			3 0 1 0 0 0 0 1 0 0 0 0 1 0						
12 Francisco Lindor, S (1, 6) OBP: 0.308, SLG: 0.348 78 Erik González, R (6, 6) OBP: 0.261, SLG: 0.238	0-0 ① SH5-3 2-3		0-0 26 1B 2B		0-0 ③ G5-3		0-0 ② L9			2 1 1 0 0 0 0 1 0 0 0 0 0 0						
41 Carlos Santana, S (1, 10) OBP: 0.440, SLG: 0.636 24 Joey Butler, R (7, PH) OBP: 0.389, SLG: 0.533 (8, 10)	0-0 ② P5		0-0 ② F7			0-0 10 2B 8 BB 1B	0-0 1B			3 1 1 0 0 0 2 1 0 1 0 0 0 0						
26 Mike Napoli, R (1, 3) OBP: 0.440, SLG: 0.652 36 Jesús Aguilar, R (7, 3) OBP: 0.333, SLG: 0.458	0-0 ③ F7		0-0 2-H 1B			0-0 ① F7	C C C 0-3 ③ K			3 0 1 1 0 0 2 1 0 0 0 0 1 1						
10 Yan Gomes, R (1, 2) OBP: 0.409, SLG: 0.900 45 Adam Moore, R (7, 2) OBP: 0.500, SLG: 0.667		B B S S X 2-2 HR	0-0 ③ G5-3			0-0 8 BB 11 SF9 1-3 2B		0-0 ① G6-3		3 2 2 1 0 0 1 1 0 0 0 0 0 0						
38 Will Venable, L (1, 7) OBP: 0.150, SLG: 0.056 7 Collin Cowgill, R (6, PH) OBP: 0.167, SLG: 0.273 (7, 8)		B B B 4-0 11 1B BB		S S S 0-3 ① K		B B B 4-0 11 SF9 8 BB BB		0-0 ② G5-3		1 0 0 0 1 1 0 1 0 0 0 1 0 0						
8 Lonnie Chisenhall, L (1, 9) OBP: 0.130, SLG: 0.048 9 Shane Robinson, R (7, 7) OBP: 0.444, SLG: 0.357		0-0 ① P6		S S S 0-3 ② K		B B B 4-0 1-2 2-3 3-H BB		0-0 ③ G4-3		2 0 0 1 1 1 1 1 0 0 0 0 0 0						
11 José Ramírez, S (1, 8) OBP: 0.406, SLG: 0.655 33 Robbie Grossman, S (7, 9) OBP: 0.333, SLG: 0.348		0-0 39 G6-4-3 1-2 1B		0-0 39 CS 1B		0-0 ② SF9 2-3 3-H				2 0 2 1 0 0 0 0 0 0 0 0 0 0						
39 Gio Urshela, R (1, 5) OBP: 0.346, SLG: 0.800 1 Michael Martinez, S (6, 5) OBP: 0.263, SLG: 0.421		0-0 ②③ G6-4-3 1-2f	1 SAFE 0-0 ③ CS 1-2		0-0 ① F7	0-0 ③ G4-3				2 0 0 0 0 0 2 1 0 0 0 0 0 2						
Inning Stats	R: 0 H: 1 E: 0 LOB: 1 K: 0 BB: 0 S: 4 P: 4	R: 1 H: 2 E: 0 LOB: 1 K: 0 BB: 1 S: 6 P: 12	R: 1 H: 2 E: 0 LOB: 1 K: 0 BB: 0 S: 5 P: 5	R: 0 H: 1 E: 0 LOB: 0 K: 2 BB: 0 S: 7 P: 7	R: 0 H: 0 E: 0 LOB: 0 K: 0 BB: 0 S: 3 P: 3	R: 2 H: 2 E: 0 LOB: 2 K: 2 BB: 2 S: 5 P: 13	R: 0 H: 1 E: 0 LOB: 1 K: 2 BB: 0 S: 8 P: 8	R: 0 H: 0 E: 0 LOB: 0 K: 0 BB: 0 S: 3 P: 3		1B: 5 SF: 1 2B: 3 SAC: 1 3B: 0 DP: 1 HR: 1 HBP: 0						

	AB	29
	R	4
	H	9
	RBI	4
	BB	3
	SO	4
	LOB	11

WP: 0 PA: 35
PB: 0
SB: 0
CS: 1

livebaseballscorecards.com

PITCHER		IP	WLS	BF	H	R	ER	SO	BB	IBB	HBP	BLK	WP	HR	S	P	ERA	WHIP
64 A.J. Griffin, R ERA: 4.76	(1, 1)	2.2	L	12	4	2	2	0	1	0	0	0	0	1	13	19	6.75	1.875
43 Tony Barnette, R ERA: 3.6	(3, 1)	1.0		4	1	0	0	2	0	0	0	0	0	0	8	8	0.00	1.000
82 Jimmy Reyes, L ERA:	(4, 1)	0.0		1	1	0	0	0	0	0	0	0	0	0	1	1	∞	∞
58 Alex Claudio, L ERA: 3.18	(4, 1)	1.1		3	0	0	0	0	0	0	0	0	0	0	3	3	0.00	0.000
55 Cesár Ramos, L ERA: 5.14	(6, 1)	2.0		11	3	2	2	2	2	0	0	0	0	0	13	21	9.00	2.500

PITCHER		IP	WLS	BF	H	R	ER	SO	BB	IBB	HBP	BLK	WP	HR	S	P	ERA	WHIP
79 Jose Valdespina, R ERA:	(8, 1)	1.0		3	0	0	0	0	0	0	0	0	0	0	3	3	0.00	0.000

Batter	1	2	3	4	5	6	7	8	9	AB	R	H	RBI	BB	SO	LOB
20 Rajai Davis, R (1, 8) OBP: 0.185, SLG: 0.154	C X	0-1 41 G6-4-3 9 1B 1B	C B B X	2-1 9 G4-3 1B	C B B X	2-1 1-2 1B		C B X	1-1 ① G4-3	C B F B X	2-2 ② FC5-2 9 FC6 2-3 3-H	4	0	3	0	0	0	0
88 Jodd Carter, R (8, 7)												1	0	0	0	0	0	2
9 Shane Robinson, R (1, 7) OBP: 0.435, SLG: 0.421	C 1 SAFE X	0-1 41 G6-4-3 1-2 1B	X	0-0 ②③ G4-3 1-2f	B X	1-0 ③ G5-3		B X	1-0 36 S 36 G6-3 2B	S B B X	2-1 ③ FC6 1-2f	5	1	2	0	0	0	5
(8, 8)																		
41 Carlos Santana, S (1, 3) OBP: 0.429, SLG: 0.600	X	0-0 ①② G6-4-3 1-2f 2-3	C B X	1-1 1B	B F B C F X	2-2 ① P5		C B C D B X	3-2 ② G6-3 2-H			3	0	1	0	0	0	2
36 Jesús Aguilar, R (6, 3) OBP: 0.321, SLG: 0.440												1	0	0	1	0	0	0
24 Joey Butler, R (1, 10) OBP: 0.333, SLG: 0.444	B S D X	2-1 ③ G4-3		D B F S S	2-3 ① K	B X	1-0 ② F8		B X	1-0 1B		3	0	0	0	0	1	2
33 Robbie Grossman, S (8, PH) OBP: 0.357, SLG: 0.375												1	0	1	0	0	0	0
(8, 10)																		
55 Roberto Pérez, R (1, 2) OBP: 0.261, SLG: 0.476		B C B C B T	3-2 ① K	1 SAFE F S F S	0-3 ② K	F C S	0-3 ③ K	C B T B S	2-3 ③ K			3	0	0	0	0	3	1
63 Guillermo Quiroz, R (7, 2) OBP: 0.250, SLG: 0.250												1	0	0	0	0	1	1
7 Collin Cowgill, R (1, 9) OBP: 0.148, SLG: 0.240		B B B X	3-0 ② G5-3	C T X	0-2 ③ G5-3		C B X	1-1 ① G4-3	C F B X	1-2 1 2B 91 E 1B		3	0	0	0	0	0	1
89 Yhoxian Medina, R (7, 4) OBP: 1.000, SLG: 1.000												1	1	1	0	0	0	0
39 Gio Urshela, R (1, 5) OBP: 0.393, SLG: 0.923		X	0-0 HR		C C H	1-2 20 1B HBP		B F C B B F X	3-2 HR	X	0-0 91 E 88 FC5-2 1-3 2B	1	1	1	1	0	0	0
1 Michael Martinez, S (5, PR) OBP: 0.333, SLG: 0.667												2	1	2	1	0	0	0
(5, 5)																		
78 Erik González, R (1, 6) OBP: 0.231, SLG: 0.208		F B F S	1-3 ③ K		C 1 SAFE D S 1 SAFE S	1-3 ① K		B X	1-0 ② L9	B C B X	2-1 ① P4	3	0	0	0	0	2	1
77 Eric Stamets, R (7, 6) OBP: 0.471, SLG: 0.667												1	0	0	0	0	0	2
79 Todd Hankins, R (1, 4) OBP: 0.333, SLG: 0.364			C B B X	2-1 ① L9	S S B 1 S	1-3 ② K SAFE		B B B C F T	3-2 ③ K	F X	0-1 E5 88 FC5-2 2-3 3-H	2	0	0	0	0	1	1
68 James Ramsey, L (7, PH) OBP: 0.143, SLG: 0.150												1	0	0	0	0	1	0
(7, 9)																		
91 Ronny Rodríguez, R (9, PH)												1	0	0	1	0	0	1
Inning Stats	R: 0 E: 0 K: 0 S: 7 H: 2 LOB: 1 BB: 0 P: 9	R: 1 E: 0 K: 2 S: 8 H: 1 LOB: 0 BB: 0 P: 15	R: 0 E: 0 K: 0 S: 5 H: 1 LOB: 0 BB: 0 P: 9	R: 0 E: 0 K: 2 S: 12 H: 1 LOB: 1 BB: 0 P: 15	R: 0 E: 0 K: 2 S: 11 H: 1 LOB: 2 BB: 0 P: 17	R: 0 E: 0 K: 1 S: 8 H: 0 LOB: 0 BB: 0 P: 11	R: 1 E: 0 K: 1 S: 10 H: 1 LOB: 0 BB: 0 P: 18	R: 1 E: 0 K: 1 S: 10 H: 2 LOB: 1 BB: 0 P: 18	R: 1 E: 1 K: 0 S: 13 H: 2 LOB: 2 BB: 0 P: 20	1B: 7 2B: 2 3B: 0 HR: 2 SF: 0 SAC: 0 DP: 2 HBP: 1	WP: 0 PB: 0 SB: 1 CS: 0 PA: 38						

PITCHER		IP	WLS	BF	H	R	ER	SO	BB	IBB	HBP	BLK	WP	HR	S	P	ERA	WHIP
33 Martín Pérez, L ERA: 2.25	(1, 1)	4.0	W	15	5	1	1	4	0	0	0	0	0	1	32	48	2.25	1.250
22 Nick Martinez, R ERA: 10.57	(5, 1)	3.2	H	15	3	2	2	4	0	0	1	0	0	1	35	57	4.91	0.818
57 Francisco Mendoza, R ERA: 2.08	(8, 1)	0.1	H	2	1	0	0	1	0	0	0	0	0	0	4	7	0.00	3.000
71 Sam Freeman, L ERA: 4.5	(9, 1)	1.0	S	6	2	1	1	0	0	0	0	0	0	0	13	20	9.00	2.000

PITCHER	IP	WLS	BF	H	R	ER	SO	BB	IBB	HBP	BLK	WP	HR	S	P	ERA	WHIP

Cleveland Indians @ Texas Rangers

Surprise Stadium, Surprise, AZ

Tue Mar 15 2016, 4:06 PM - 6:38 PM EDT

Att. 5,968 - Sunny - 83 F

TOP

livebaseballscorecards.com

AB	37
R	4
H	11
RBI	4
BB	0
SO	9
LOB	19

Cleveland Indians @ Texas Rangers

Surprise Stadium, Surprise, AZ

Tue Mar 15 2016, 4:06 PM - 6:38 PM EDT

Att. 5,968 - Sunny - 83 F

BOTTOM

Batter	1	2	3	4	5	6	7	8	9	AB	R	H	RBI	BB	SO	LOB
74 Ryan Cordell, R (1, 9) OBP: 0.444, SLG: 0.563 99 James Jones, L (6, 9) OBP: 0.346, SLG: 0.565	G6-3	K			K		30 G4-3 19 1B BB			3 0	0 1	0 0	0 0	0 1	2 0	2 0
20 Ian Desmond, R (1, 7) OBP: 0.500, SLG: 0.632 30 Nomar Mazara, L (5, PR) OBP: 0.423, SLG: 0.577 (6, 7)	84 1B 1B	F9			19 G1-3 13 HR BB		G4-3 1-2			2 1	0 1	1 0	0 0	1 0	0 0	0 1
84 Prince Fielder, L (1, 10) OBP: 0.350, SLG: 0.526 19 Jurickson Profar, S (5, PH) OBP: 0.381, SLG: 0.235 (6, 10)	29 G5-4-3 1-3 1B	HR			G1-3 1-2		13 1B 2-H 1B			2 2	1 0	2 1	1 1	0 0	0 0	0 1
29 Adrián Beltré, R (1, 5) OBP: 0.333, SLG: 0.588 13 Joey Gallo, L (5, 5) OBP: 0.481, SLG: 0.762	G5-4-3 1-2f	K			HR 2-H		16 1B 1-3 1B			2 2	0 1	0 2	0 2	0 0	1 0	2 0
16 Ryan Rua, R (1, 3) OBP: 0.538, SLG: 0.750		1 15 1B 1B	K		1 1B 1B		1-2 1B			4	1	3	0	0	1	0
1 Elvis Andrus, R (1, 6) OBP: 0.550, SLG: 0.438 2 Hanser Alberto, R (6, 6) OBP: 0.238, SLG: 0.350		6 15 1B FC2-5 1-3 1B		F8	1-3 1B		K			3 1	0 0	2 0	0 0	0 0	0 1	0 2
15 Pedro Ciriaco, R (1, 4) OBP: 0.438, SLG: 0.484 68 Drew Robinson, L (7, 4) OBP: 0.269, SLG: 0.417		6 FC2-5 1-2 3-H 1B		6 S 1B		G4-3	F8			3 1	0 0	2 0	1 0	0 0	0 0	0 0
6 Drew Stubbs, R (1, 8) OBP: 0.333, SLG: 0.400 70 Lewis Brinson, R (7, 8) OBP: 0.375, SLG: 0.333		FC2-5 1-2 2-3f		K 1-2		K	K			3 1	0 0	0 0	0 0	0 0	2 1	3 0
38 Chris Gimenez, R (1, 2) OBP: 0.200, SLG: 0.286 Jose Trevino, R (7, 2)		K		G6-3		L8		L9		3 1	0 0	0 0	0 0	0 0	1 0	3 0
Inning Stats	R: 0 E: 0 K: 0 S: 10 H: 2 LOB: 1 BB: 0 P: 13	R: 1 E: 0 K: 2 S: 16 H: 3 LOB: 2 BB: 0 P: 18	R: 1 E: 0 K: 2 S: 11 H: 1 LOB: 0 BB: 0 P: 17	R: 0 E: 0 K: 1 S: 9 H: 1 LOB: 1 BB: 0 P: 12	R: 2 E: 0 K: 1 S: 9 H: 3 LOB: 2 BB: 1 P: 16	R: 0 E: 0 K: 1 S: 10 H: 0 LOB: 0 BB: 0 P: 11	R: 1 E: 0 K: 1 S: 11 H: 3 LOB: 2 BB: 1 P: 19	R: 0 E: 0 K: 1 S: 6 H: 0 LOB: 0 BB: 0 P: 6		1B: 11 2B: 0 3B: 0 HR: 2 SF: 0 SAC: 0 DP: 1 HBP: 0				WP: 0 PB: 0 SB: 1 CS: 0 PA: 36	

livebaseballscorecards.com

AB	34
R	5
H	13
RBI	5
BB	2
SO	9
LOB	14

PITCHER		IP	WLS	BF	H	R	ER	SO	BB	IBB	HBP	BLK	WP	HR	S	P	ERA	WHIP
59 Carlos Carrasco, R ERA: 2.0	(1, 1)	4.0	L	18	7	2	2	5	0	0	0	0	0	1	46	60	4.50	1.750
50 Tom Gorzelanny, L ERA: 3.6	(5, 1)	1.0		6	3	2	2	1	1	0	0	0	0	1	9	16	18.00	4.000
62 Joba Chamberlain, R ERA: 5.4	(6, 1)	1.0		3	0	0	0	1	0	0	0	0	0	0	10	11	0.00	0.000
49 Austin Adams, R ERA: 3.0	(7, 1)	1.0		6	3	1	1	1	1	0	0	0	0	0	11	19	9.00	4.000
65 Giovanni Soto, L ERA: 7.71	(8, 1)	1.0		3	0	0	0	1	0	0	0	0	0	0	6	6	0.00	0.000

PITCHER	IP	WLS	BF	H	R	ER	SO	BB	IBB	HBP	BLK	WP	HR	S	P	ERA	WHIP

TOP

Los Angeles Angels @ Cleveland Indians

Goodyear Ballpark, Goodyear, AZ

Wed Mar 16 2016, 4:07 PM - 6:27 PM EDT

Att. 4,900 - Sunny - 81 F

livebaseballscorecards.com

Batter	1	2	3	4	5	6	7	8	9	AB	R	H	RBI	BB	SO	LOB
6 Yunel Escobar, R (1, 5) OBP: 0.419, SLG: 0.370 39 Rafael Ortega, L (7, PH) OBP: 0.310, SLG: 0.385 (7, 9)	E6 27 1B 25 BB 5 G1-3	25 CS BB		F8			51 S BB		1-3 2B	2 1	1 0	0 1	0 0	1 1	0 0	0 0
25 Daniel Nava, S (1, 7) OBP: 0.667, SLG: 0.739 51 Ji Man Choi, L (7, PH) OBP: 0.359, SLG: 0.333 (7, 3)	5 G1-3 27 1B 56 2B 1-2 BB	K 1-2			F7		K 1-2		F7-2 3-H	2 2	1 0	0 0	0 0	1 0	1 1	1 3
27 Mike Trout, R (1, 8) OBP: 0.533, SLG: 0.760 32 Todd Cunningham, R (7, PH) OBP: 0.500, SLG: 0.706 (7, 8)	5 G1-3 56 2B 1-2 2-3 1B		G6-3		F9		G3-1			3 1	1 0	1 0	0 0	0 0	0 0	0 1
5 Albert Pujols, R (1, 10) OBP: 0.250, SLG: 0.348 19 Jefry Marte, R (8, PH) OBP: 0.500, SLG: 0.833 (8, 10)	G1-3 1-2 2-3 3-H		G5-3		F8			72 F8 2B		3 1	0 0	0 1	1 0	0 0	0 0	2 0
56 Kole Calhoun, L (1, 9) OBP: 0.379, SLG: 0.429 13 Kyle Kubitza, L (7, 4) OBP: 0.176, SLG: 0.200	2-H 3-H 2B		L3			F7		K		3 1	0 0	1 0	2 0	0 0	0 1	0 1
24 C.J. Cron, R (1, 3) OBP: 0.212, SLG: 0.313 72 Nick Buss, L (7, 7) OBP: 0.524, SLG: 0.778	P4			E3 58 G5-3 80 HR		80 S 1B		2-3	F8	3 1	1 0	1 0	0 0	0 0	0 1	1 1
58 Carlos Pérez, R (1, 2) OBP: 0.261, SLG: 0.421 22 Kaleb Cowart, S (7, 5) OBP: 0.167, SLG: 0.250	G5-3			G5-3 1-2		F7		G6-3		3 1	0 0	0 0	0 0	0 0	0 0	3 1
80 Gregorio Petit, R (1, 6) OBP: 0.278, SLG: 0.588 97 Juan Graterol, R (7, 2) OBP: 0.429, SLG: 0.500		HR		2-H HR		1-2 G6-3			F9	3 1	2 0	2 0	3 0	0 0	0 0	1 0
12 Johnny Giavotella, R (1, 4) OBP: 0.290, SLG: 0.581 8 David Fletcher, R (7, 6) OBP: 1.000, SLG: 1.500	G5-3			G6-3			G5-3		39 2B 51 F7-2 1B	3 1	0 0	0 1	0 0	0 0	0 0	0 0
Inning Stats	R: 3 E: 1 K: 0 S: 6 H: 2 LOB: 1 BB: 1 P: 10	R: 1 E: 0 K: 1 S: 5 H: 1 LOB: 0 BB: 1 P: 10	R: 0 E: 0 K: 0 S: 3 H: 0 LOB: 0 BB: 0 P: 3	R: 2 E: 1 K: 0 S: 6 H: 1 LOB: 0 BB: 0 P: 8	R: 0 E: 0 K: 0 S: 3 H: 0 LOB: 0 BB: 0 P: 3	R: 0 E: 0 K: 0 S: 4 H: 1 LOB: 1 BB: 0 P: 5	R: 0 E: 0 K: 1 S: 5 H: 0 LOB: 1 BB: 1 P: 9	R: 0 E: 0 K: 1 S: 6 H: 1 LOB: 1 BB: 0 P: 6	R: 0 E: 0 K: 0 S: 4 H: 2 LOB: 1 BB: 0 P: 4	1B: 3 2B: 4 3B: 0 HR: 2 SF: 0 SAC: 0 DP: 1 HBP: 0						

AB	35
R	6
H	8
RBI	6
BB	3
SO	3
LOB	15

WP: 0 PB: 0 SB: 2 CS: 1 PA: 38

PITCHER		IP	WLS	BF	H	R	ER	SO	BB	IBB	HBP	BLK	WP	HR	S	P	ERA	WHIP
56 Cody Anderson, R ERA: 6.0	(1, 1)	4.0	L	19	4	6	4	1	2	0	0	0	0	2	20	31	9.00	1.500
61 Dan Otero, R ERA: 3.0	(5, 1)	1.0		3	0	0	0	0	0	0	0	0	0	0	3	3	0.00	0.000
57 Kyle Crockett, L ERA: 3.0	(6, 1)	1.0		4	1	0	0	0	0	0	0	0	0	0	4	5	0.00	1.000
27 Bryan Shaw, R ERA: 12.27	(7, 1)	1.0		4	0	0	0	1	1	0	0	0	0	0	5	9	0.00	1.000
34 Zach McAllister, R ERA:	(8, 1)	1.0		4	1	0	0	1	0	0	0	0	0	0	6	6	0.00	1.000

PITCHER		IP	WLS	BF	H	R	ER	SO	BB	IBB	HBP	BLK	WP	HR	S	P	ERA	WHIP
67 Jarrett Grube, R ERA:	(9, 1)	1.0		4	2	0	0	0	0	0	0	0	0	0	4	4	0.00	2.000

Batter	1	2	3	4	5	6	7	8	9	AB	R	H	RBI	BB	SO	LOB
22 Jason Kipnis, L (1, 4) OBP: 0.276, SLG: 0.407 79 Todd Hankins, R (8, 4) OBP: 0.308, SLG: 0.333	B S S X 1-2 HR	X 0-0 ① G1-3	C C C 0-3 ② K					X 0-0 ① G6-3		3 1 1 1 0 1 0 1 0 0 0 0 0 0						
33 Robbie Grossman, S (1, 9) OBP: 0.323, SLG: 0.333 9 Shane Robinson, R (8, 9) OBP: 0.417, SLG: 0.400	X 0-0 ① G6-3	S S S 0-3 ② K2-3	X 0-0 ③ G6-3					X 0-0 ② G5-3		3 0 0 0 0 1 0 1 0 0 0 0 0 0						
12 Francisco Lindor, S (1, 6) OBP: 0.276, SLG: 0.308 77 Eric Stamets, R (8, 6) OBP: 0.444, SLG: 0.625	X 0-0 ② G3	S S S 0-3 ③ K2-3				X 0-0 ① G6-3		S S S 0-3 ③ K		3 0 0 0 0 1 0 1 0 0 0 0 1 0						
26 Mike Napoli, R (1, 3) OBP: 0.500, SLG: 0.800 36 Jesús Aguilar, R (7, 3) OBP: 0.310, SLG: 0.423	B S S X 1-2 HR			H 1-0 10 G4-3 38 SF7 10 WP HBP		X 0-0 1B			X 0-0 ① F8	2 2 2 1 0 0 0 1 0 0 0 0 0 0						
10 Yan Gomes, R (1, 2) OBP: 0.360, SLG: 0.783 45 Adam Moore, R (7, 2) OBP: 0.455, SLG: 0.600	X 0-0 ③ G6-3			B X 1-0 ① G4-3 1-3		X 0-0 ② F7			X 0-0 ② F8	3 0 0 0 0 0 2 1 0 0 0 0 0 0						
38 Will Venable, L (1, 10) OBP: 0.130, SLG: 0.050 24 Joey Butler, R (9, PH) OBP: 0.318, SLG: 0.421		X 0-0 ① F9		X 0-0 ② SF7 3-H		X 0-0 ③ G3			X 0-0 ③ G1-3	2 0 0 1 0 0 1 1 0 0 0 0 0 0						
30 Tyler Naquin, L (1, 8) OBP: 0.464, SLG: 0.667 7 Collin Cowgill, R (8, 8) OBP: 0.148, SLG: 0.240		X 0-0 1B		X 0-0 1B			X 0-0 ① G1-3			3 0 2 0 0 0 0 0 0 0 0 0 0 0						
11 José Ramírez, S (1, 7) OBP: 0.371, SLG: 0.594 68 James Ramsey, L (8, 7) OBP: 0.143, SLG: 0.150		X 0-0 ② F7		X 0-0 ③ F9			S S S 0-3 ② K			3 0 0 0 0 1 2 0 0 0 0 0 0 0						
1 Michael Martinez, S (1, 5) OBP: 0.292, SLG: 0.583 78 Erik González, R (8, 5) OBP: 0.231, SLG: 0.208		X 0-0 ③ F8			X 0-0 ① P5		S S S 0-3 ③ K			3 0 0 0 0 1 1 0 0 0 0 0 0 0						
Inning Stats	R: 2 H: 2 E: 0 LOB: 0 K: 0 BB: 0 S: 9 P: 11	R: 0 H: 1 E: 0 LOB: 1 K: 0 BB: 0 S: 4 P: 4	R: 0 H: 0 E: 0 LOB: 0 K: 2 BB: 0 S: 7 P: 7	R: 1 H: 1 E: 0 LOB: 1 K: 0 BB: 0 S: 4 P: 6	R: 0 H: 0 E: 0 LOB: 0 K: 1 BB: 0 S: 5 P: 5	R: 0 H: 1 E: 0 LOB: 1 K: 0 BB: 0 S: 4 P: 4	R: 0 H: 0 E: 0 LOB: 0 K: 2 BB: 0 S: 7 P: 7	R: 0 H: 0 E: 0 LOB: 0 K: 1 BB: 0 S: 5 P: 5	R: 0 H: 0 E: 0 LOB: 0 K: 0 BB: 0 S: 3 P: 3	1B: 3 SF: 1 2B: 0 SAC: 0 3B: 0 DP: 0 HR: 2 HBP: 1						

BOTTOM

Los Angeles Angels @ Cleveland Indians

Goodyear Ballpark, Goodyear, AZ

Wed Mar 16 2016, 4:07 PM - 6:27 PM EDT

Att. 4,900 - Sunny - 81 F

livebaseballscorecards.com

AB	31
R	3
H	5
RBI	3
BB	0
SO	6
LOB	6

PITCHER		IP	WLS	BF	H	R	ER	SO	BB	IBB	HBP	BLK	WP	HR	S	P	ERA	WHIP
35 Nick Tropeano, R ERA: 6.23	(1, 1)	4.0	W	17	4	3	3	2	0	0	1	0	1	2	24	28	6.75	1.000
71 Greg Mahle, L ERA: 3.0	(5, 1)	1.0	H	3	0	0	0	1	0	0	0	0	0	0	5	5	0.00	0.000
59 Fernando Salas, R ERA:	(6, 1)	1.0	H	4	1	0	0	0	0	0	0	0	0	0	4	4	0.00	1.000
49 Ramon E Ramirez, R ERA: 4.5	(7, 1)	1.0	H	3	0	0	0	2	0	0	0	0	0	0	7	7	0.00	0.000
60 A.J. Achter, R ERA: 1.29	(8, 1)	2.0	S	6	0	0	0	1	0	0	0	0	0	0	8	8	0.00	0.000

PITCHER	IP	WLS	BF	H	R	ER	SO	BB	IBB	HBP	BLK	WP	HR	S	P	ERA	WHIP

Batter	1	2	3	4	5	6	7	8	9	AB	R	H	RBI	BB	SO	LOB
20 Rajai Davis, R (1, 7) OBP: 0.226, SLG: 0.172 68 James Ramsey, L (7, 7) OBP: 0.136, SLG: 0.143	C H 1-1 41 G3 22 S 26 WP HBP		X 0-0 22 HR 1-2 1B	X 0-0 ③ G6-3			X 0-0 ① F8		X 0-0 ② P6	3 2 1 0 0 0 1 1 0 0 0 0 0 2						
22 Jason Kipnis, L (1, 4) OBP: 0.281, SLG: 0.500 79 Todd Hankins, R (5, 4) OBP: 0.286, SLG: 0.308 33 Robbie Grossman, S (9, PH) OBP: 0.313, SLG: 0.321	S S S 0-3 ① K 1-2		B S X 1-1 1-H 2-H HR		S S S 0-3 ① K		X 0-0 FC4 36 G6-4-3 1-3		X 0-0 ③ G4-1	3 1 1 3 0 2 1 1 0 0 0 0 0 1 1 0 0 0 0 0 2						
41 Carlos Santana, S (1, 3) OBP: 0.419, SLG: 0.607 36 Jesús Aguilar, R (5, 3) OBP: 0.300, SLG: 0.407	X 0-0 ② G3 2-3		X 0-0 ① F9		X 0-0 2B		X 0-0 ② ③ G6-4-3 1-2f			3 0 1 0 0 0 1 1 0 0 0 0 0 2						
26 Mike Napoli, R (1, 10) OBP: 0.516, SLG: 0.778 24 Joey Butler, R (8, PH) OBP: 0.304, SLG: 0.400 (8, 10)	B B B B 4-0 30 CS 3-H BB		X 0-0 30 3B 1B		X 0-0 ② F8			X 0-0 ① P3		2 1 1 0 1 0 1 1 0 0 0 0 0 0						
30 Tyler Naquin, L (1, 8) OBP: 0.469, SLG: 0.710	B 1-0 ③ CS 1-2	X 0-0 E9 39 E 1B	X 0-0 1-H 3B		S S S 0-3 ③ K			X 0-0 ② P5		4 1 2 1 0 1 1						
39 Gio Urshela, R (1, 5) OBP: 0.344, SLG: 0.800 91 Ronny Rodríguez, R (8, 5)		X 0-0 E5 55 G6-4-3 2-H	X 0-0 ② G5-3		S S S 0-3 ① K			X 0-0 ③ G1-3		4 0 0 0 0 1 1 0 0 0 0 0 0 0						
7 Collin Cowgill, R (1, 9) OBP: 0.129, SLG: 0.207	S S S 0-3 ① K		X 0-0 ③ F8		X 0-0 ② G4-3				X 0-0 ① L7	4 0 0 0 0 1 2						
55 Roberto Pérez, R (1, 2) OBP: 0.231, SLG: 0.417 81 Jeremy Lucas, R (6, 2) OBP: 0.333, SLG: 0.333	X 0-0 ② ③ G6-4-3 1-2f		X 0-0 ① G5-3		X 0-0 ③ G6-3				X 0-0 77 BB 1B	3 0 0 0 0 0 1 1 0 1 0 0 0 0						
78 Erik González, R (1, 6) OBP: 0.276, SLG: 0.259 77 Eric Stamets, R (7, 6) OBP: 0.474, SLG: 0.625			X 0-0 20 1B 22 HR 1B	C C C 0-3 ② K			X 0-0 79 E 79 FC4 1B		B B B B 4-0 1-2 BB	3 1 2 0 0 1 0 0 0 0 0 1 0 0						
Inning Stats	R: 1 H: 0 E: 0 LOB: 0 K: 1 BB: 1 S: 5 P: 11	R: 1 H: 1 E: 2 LOB: 0 K: 1 BB: 0 S: 6 P: 6	R: 4 H: 5 E: 0 LOB: 1 K: 0 BB: 0 S: 9 P: 10	R: 0 H: 0 E: 0 LOB: 0 K: 1 BB: 0 S: 5 P: 5	R: 0 H: 1 E: 0 LOB: 1 K: 2 BB: 0 S: 8 P: 8	R: 0 H: 0 E: 0 LOB: 0 K: 1 BB: 0 S: 5 P: 5	R: 0 H: 1 E: 1 LOB: 1 K: 0 BB: 0 S: 4 P: 4	R: 0 H: 0 E: 0 LOB: 0 K: 0 BB: 0 S: 3 P: 3	R: 0 H: 1 E: 0 LOB: 2 K: 0 BB: 1 S: 4 P: 8	1B: 6 SF: 0 2B: 1 SAC: 0 3B: 1 DP: 2 HR: 1 HBP: 1						

PITCHER	IP	WLS	BF	H	R	ER	SO	BB	IBB	HBP	BLK	WP	HR	S	P	ERA	WHIP
55 Robert Stephenson, R (1, 1) ERA: 8.59	2.1		14	6	6	5	2	1	0	1	0	1	1	18	25	19.29	3.000
90 Dayan Díaz, R (3, 1) ERA: 1.59	1.2		5	0	0	0	1	0	0	0	0	0	0	7	7	0.00	0.000
70 Jumbo Díaz, R (5, 1) ERA: 6.0	2.0	W	7	1	0	0	3	0	0	0	0	0	0	13	13	0.00	0.500
61 Jonathan Sánchez, L (7, 1) ERA: 7.94	1.0	H	4	1	0	0	0	0	0	0	0	0	0	4	4	0.00	1.000
62 Pedro Villarreal, R (8, 1) ERA: 1.13	1.0	H	3	0	0	0	0	0	0	0	0	0	0	3	3	0.00	0.000

PITCHER	IP	WLS	BF	H	R	ER	SO	BB	IBB	HBP	BLK	WP	HR	S	P	ERA	WHIP
83 A.J. Morris, R (9, 1) ERA: 1.5	1.0	S	5	1	0	0	0	1	0	0	0	0	0	4	8	0.00	2.000

TOP

Cleveland Indians @ Cincinnati Reds

Goodyear Ballpark, Goodyear, AZ

Thu Mar 17 2016, 4:08 PM - 6:57 PM EDT

Att. 5,072 - Sunny - 80 F

livebaseballscorecards.com

AB	35
R	6
H	9
RBI	4
BB	2
SO	6
LOB	16

BOTTOM

Cleveland Indians @ Cincinnati Reds

Goodyear Ballpark, Goodyear, AZ

Thu Mar 17 2016, 4:08 PM - 6:57 PM EDT

Att. 5,072 - Sunny - 80 F

livebaseballscorecards.com

Batter	1	2	3	4	5	6	7	8	9	AB	R	H	RBI	BB	SO	LOB
4 Brandon Phillips, R (1, 10) OBP: 0.355, SLG: 0.444	0-0 39 HR 2B		0-0 37 F8 32 HR 2B		0-0 37 2B 3B	0-0 ③ F7				2	2	2	0	0	0	0
6 Billy Hamilton, S (5, PH)(6, 10) OBP: 0.286, SLG: 0.571										2	1	1	0	0	0	0
39 Devin Mesoraco, R (1, 2) OBP: 1.000, SLG: 4.000	1-1 2-H HR		0-0 ① F8 2-3		0-0 19 G4-3 7 2B 3-H 2B		0-3 ① K			1	1	1	2	0	0	0
37 Ramón Cabrera, S (3, 2) OBP: 0.182, SLG: 0.273										3	1	1	1	0	1	1
19 Joey Votto, L (1, 3) OBP: 0.516, SLG: 0.522	4-0 43 FC6-4 BB		0-0 ② G1-3		0-0 ① G4-3 2-3		0-3 ② K			2	0	0	0	1	0	2
51 Brandon Allen, L (7, 3) OBP: 0.400, SLG: 0.381										1	0	0	0	0	1	0
32 Jay Bruce, L (1, 9) OBP: 0.345, SLG: 0.593	0-0 ① B2		0-0 3-H HR		4-0 7 2B BB		0-0 2B			2	2	1	2	1	0	1
69 Juan Duran, R (7, 9) OBP: 0.333, SLG: 0.684										1	0	1	0	0	0	0
7 Eugenio Suárez, R (1, 5) OBP: 0.455, SLG: 0.621	0-0 ② P4		1-0 43 PO HBP		0-0 43 G3 1-H 3-H 2B		0-3 ③ K			2	0	1	2	0	0	1
15 Jordan Pacheco, R (7, 5) OBP: 0.375, SLG: 0.607										1	0	0	0	0	1	1
43 Scott Schebler, L (1, 7) OBP: 0.344, SLG: 0.655	0-0 ③ FC6-4 1-2f		1 SAFE 0-0 ③ PO 1-2		0-0 HR	0-0 ② G3 2-3		0-0 26 S 16 1B 1B		3	1	1	1	0	0	2
33 Yorman Rodriguez, R (7, 7) OBP: 0.333, SLG: 0.217										1	0	1	0	0	0	0
2 Zack Cozart, R (1, 6) OBP: 0.200, SLG: 0.500		0-3 ① K		0-3 ① K	0-0 ③ G4-3			0-3 ① K 1-2		3	0	0	0	0	2	1
26 Hernan Iribarren, L (6, 4)(7, 6)										1	0	0	0	0	1	1
3 Iván De Jesús Jr., R (1, 4) OBP: 0.300, SLG: 0.250	0-0 ② G6-3		0-0 ② G3-4-1			0-3 ① K		0-0 ② 2-H 1B		3	0	0	0	0	1	0
(6, 6)																
16 Carlos Triunfel, R (7, 4) OBP: 1.000, SLG: 1.000										1	0	1	0	0	0	0
30 Jake Cave, L (1, 8) OBP: 0.333, SLG: 0.400	0-3 ③ K		0-3 ③ K			0-0 ② P6		0-0 ③ P4		3	0	0	0	0	2	0
40 Tyler Holt, R (7, 8) OBP: 0.323, SLG: 0.286										1	0	0	0	0	0	1
Inning Stats	R: 2 E: 0 K: 0 S: 6 / H: 2 LOB: 1 BB: 1 P: 11		R: 0 E: 0 K: 2 S: 7 / H: 0 LOB: 0 BB: 0 P: 7		R: 2 E: 0 K: 0 S: 4 / H: 2 LOB: 0 BB: 0 P: 5	R: 1 E: 0 K: 2 S: 8 / H: 1 LOB: 0 BB: 0 P: 8	R: 3 E: 0 K: 0 S: 6 / H: 3 LOB: 1 BB: 1 P: 10	R: 0 E: 0 K: 1 S: 5 / H: 0 LOB: 0 BB: 0 P: 5	R: 0 E: 0 K: 3 S: 10 / H: 1 LOB: 1 BB: 0 P: 10	R: 0 E: 0 K: 1 S: 6 / H: 2 LOB: 1 BB: 0 P: 6							

	AB	R	H	RBI	BB	SO	LOB
1B: 2	2B: 5	3B: 1	HR: 3	SF: 0	SAC: 0	DP: 0	HBP: 1
WP: 0	PB: 0	SB: 1	CS: 0	PA: 37			

	AB	33
	R	8
	H	11
	RBI	8
	BB	2
	SO	9
	LOB	11

PITCHER		IP	WLS	BF	H	R	ER	SO	BB	IBB	HBP	BLK	WP	HR	S	P	ERA	WHIP
31 Danny Salazar, R ERA: 5.54	(1, 1)	4.0		18	5	5	5	4	1	0	1	0	0	3	25	31	11.25	1.500
51 Shawn Armstrong, R ERA: 18.0	(5, 1)	0.0	L	2	2	2	2	0	0	0	0	0	0	0	2	2	∞	∞
50 Tom Gorzelanny, L ERA: 4.5	(5, 1)	1.0		5	1	1	1	0	1	0	0	0	0	0	4	8	9.00	2.000
54 Joe Thatcher, L ERA: 1.59	(6, 1)	1.0		3	0	0	0	1	0	0	0	0	0	0	5	5	0.00	0.000
44 Ross Detwiler, L ERA: 5.4	(7, 1)	1.0		4	1	0	0	3	0	0	0	0	0	0	10	10	0.00	1.000

PITCHER		IP	WLS	BF	H	R	ER	SO	BB	IBB	HBP	BLK	WP	HR	S	P	ERA	WHIP
53 Jeff Manship, R ERA: 3.86	(8, 1)	1.0		4	2	0	0	1	0	0	0	0	0	0	6	6	0.00	2.000

Batter	1	2	3	4	5	6	7	8	9	AB	R	H	RBI	BB	SO	LOB
1 Billy Burns, S (1, 8) OBP: 0.480, SLG: 0.609	G4-3	2-3 1B		G3-1		P2		K		4	0	1	0	0	0	1
67 Chad Pinder, R (6, 6) OBP: 0.389, SLG: 0.533										1	0	0	0	0	1	1
23 Sam Fuld, L (1, 9) OBP: 0.481, SLG: 0.591	3 1B 20 E 1B	K		BBB 3 G3-6-1 BB		B1-3			13 BB 76 HR 1B	3	1	1	0	1	1	3
25 Tyler Ladendorf, R (6, 4) OBP: 0.500, SLG: 0.667										1	1	1	0	0	0	0
3 Chris Coghlan, L (1, 4) OBP: 0.269, SLG: 0.280	20 E 1-3 1B	K		G3-6-1 1-2f			BBBB BB		76 HR 1-2 BB	3	1	1	0	0	1	3
13 Matt Olson, L (6, 3) OBP: 0.308, SLG: 0.222										0	1	0	0	2	0	0
20 Mark Canha, R (1, 3) OBP: 0.429, SLG: 0.500	E6 1-H 3-H 2B		17 CS 1B		K		F8		K	3	0	2	2	0	1	0
5 Jake Smolinski, R (6, 9) OBP: 0.308, SLG: 0.375										1	0	0	0	0	0	1
29 Matt McBride, R (8, 9) OBP: 0.000, SLG: 0.000										1	0	0	0	0	1	2
17 Yonder Alonso, L (1, 10) OBP: 0.500, SLG: 0.409	G4-3		B 12 1B 15 1B 1-2 1B		G4-3		SSS K		1-H 2-H HR	4	0	1	0	0	1	2
76 Franklin Barreto, R (9, PH) OBP: 0.250, SLG: 0.700										1	1	1	3	0	0	0
19 Josh Phegley, R (1, 2) OBP: 0.333, SLG: 0.700	F9		F7		BBSX 2-1 HR		SSS K		F8	3	1	1	1	0	0	2
47 Bryan Anderson, L (6, 2) OBP: 0.167, SLG: 0.167										2	0	0	0	0	1	1
15 Andrew Lambo, L (1, 7) OBP: 0.467, SLG: 0.704		28 2B 1B	12 1B 1-2 1B		P5			BBBB 68 S BB	BBBB 68 DI 68 E BB	3	1	2	0	0	0	0
79 James Harris, R (7, 7) OBP: 0.500, SLG: 0.500										0	1	0	0	2	0	0
12 Max Muncy, L (1, 5) OBP: 0.280, SLG: 0.348		F7				28 G3-1 2B		B 1-0 L9 1-2	B 1-0 E7 1-H 1B	3	0	2	0	0	0	1
68 Wade Kirkland, R (7, 5) OBP: 0.500, SLG: 0.500		1-2 2-3 1B								2	0	1	1	0	0	1
28 Eric Sogard, L (1, 6) OBP: 0.278, SLG: 0.353		1 1B 1-H 2B	SSS 3 K			G3-1 2-3		L9	F7	3	0	1	1	0	1	4
72 Jaycob Brugman, L (6, 8) OBP: 0.167, SLG: 0.500										2	0	0	0	0	0	2
Inning Stats	R: 2 E: 1 K: 0 S: 6 H: 3 LOB: 1 BB: 0 P: 6	R: 1 E: 0 K: 2 S: 10 H: 3 LOB: 2 BB: 0 P: 10	R: 0 E: 0 K: 1 S: 8 H: 4 LOB: 3 BB: 0 P: 9	R: 0 E: 0 K: 0 S: 2 H: 0 LOB: 0 BB: 1 P: 6	R: 1 E: 0 K: 1 S: 7 H: 1 LOB: 0 BB: 0 P: 9	R: 0 E: 0 K: 0 S: 4 H: 1 LOB: 1 BB: 0 P: 4	R: 0 E: 0 K: 2 S: 7 H: 0 LOB: 1 BB: 1 P: 11	R: 0 E: 0 K: 1 S: 5 H: 0 LOB: 1 BB: 1 P: 10	R: 4 E: 1 K: 1 S: 10 H: 3 LOB: 1 BB: 2 P: 21	1B: 10 2B: 3 3B: 0 HR: 2 SF: 0 SAC: 0 DP: 1 HBP: 0							

TOP

Oakland Athletics @ Cleveland Indians

Goodyear Ballpark, Goodyear, AZ

Fri Mar 18 2016, 4:07 PM - 7:24 PM EDT

Att. 5,442 - Sunny - 81 F

livebaseballscorecards.com

AB	40
R	8
H	15
RBI	8
BB	5
SO	8
LOB	24

WP: 0 PB: 0 SB: 1 CS: 1 PA: 45

PITCHER		IP	WLS	BF	H	R	ER	SO	BB	IBB	HBP	BLK	WP	HR	S	P	ERA	WHIP
43 Josh Tomlin, R ERA: 7.15	(1, 1)	3.1		20	10	3	3	3	1	0	0	0	0	0	25	30	8.10	3.300
49 Austin Adams, R ERA: 3.52	(4, 1)	1.2	W	5	1	1	1	1	0	0	0	0	0	1	8	10	5.40	0.600
62 Joba Chamberlain, R ERA: 4.5	(6, 1)	1.0		4	1	0	0	0	0	0	0	0	0	0	4	4	0.00	1.000
27 Bryan Shaw, R ERA: 9.64	(7, 1)	1.0		4	0	0	0	2	1	0	0	0	0	0	7	11	0.00	1.000
37 Cody Allen, R ERA: 7.71	(8, 1)	1.0		4	0	0	0	1	1	0	0	0	0	0	5	10	0.00	1.000

PITCHER		IP	WLS	BF	H	R	ER	SO	BB	IBB	HBP	BLK	WP	HR	S	P	ERA	WHIP
52 Felipe Paulino, R ERA: 11.12	(9, 1)	0.2		6	2	4	4	1	2	0	0	0	0	1	8	18	54.00	6.000
67 Jarrett Grube, R ERA:	(9, 1)	0.1	S	2	1	0	0	0	0	0	0	0	0	0	2	3	0.00	3.000

BOTTOM

Oakland Athletics @ Cleveland Indians

Goodyear Ballpark, Goodyear, AZ

Fri Mar 18 2016, 4:07 PM - 7:24 PM EDT

Att. 5,442 - Sunny - 81 F

livebaseballscorecards.com

Batter	1	2	3	4	5	6	7	8	9	AB	R	H	RBI	BB	SO	LOB
41 Carlos Santana, S (1, 10) OBP: 0.429, SLG: 0.625 39 Gio Urshela, R (8, PH) OBP: 0.364, SLG: 0.800 (9, 10)	0-0 11 2B 1B		0-0 2B		F9 G4-3			4-0 79 1B BB		4 0	1 0	2 0	0 0	0 1	0 0	2 0
11 José Ramírez, S (1, 5) OBP: 0.385, SLG: 0.611 79 Todd Hankins, R (7, 5) OBP: 0.333, SLG: 0.357 89 Yhoxian Medina, R (9, 5) OBP: 1.000, SLG: 1.000	0-0 12 G3-1 26 SF9 1-H 2B		0-3 K		0-0 26 BB 12 BB 10 HBP 1-2 1B	0-3 K		0-0 1-2 1B		4 1 0	2 0 0	2 1 0	1 0 0	0 0 0	2 0 0	1 0 0
12 Francisco Lindor, S (1, 6) OBP: 0.281, SLG: 0.286 78 Erik González, R (6, 6) OBP: 0.258, SLG: 0.241	0-0 G3-1 2-3		0-0 F7		4-0 10 HBP 26 BB 33 1B 1-2 2-3 BB	0-0 G5-3		0-0 F9		2 2	1 0	0 0	0 0	1 0	0 0	2 2
26 Mike Napoli, R (1, 3) OBP: 0.529, SLG: 0.778 36 Jesús Aguilar, R (5, PR) OBP: 0.290, SLG: 0.393 (6, 3)	0-0 SF9 3-H			4-0 10 1B BB	4-0 33 1B 10 HBP 38 1B 1-2 2-3 3-H BB	0-3 K				0 1	0 1	0 1	0 0	2 0	0 1	0 0
10 Yan Gomes, R (1, 2) OBP: 0.393, SLG: 0.760 45 Adam Moore, R (7, 2) OBP: 0.417, SLG: 0.545	0-0 F8			0-0 1-2 1B	1-0 38 1B 33 1B 24 HR 1-2 2-3 3-H HBP		0-3 K			2 1	1 0	1 0	1 0	0 0	0 1	0 0
33 Robbie Grossman, S (1, 9) OBP: 0.306, SLG: 0.313 88 Mike Papi, L (8, 9)		0-3 K		0-0 P6	0-0 38 1B 24 HR 1-2 2-3 3-H 1B		0-0 G4-3			4 0	1 0	1 0	1 0	0 0	1 0	2 0
38 Will Venable, L (1, 8) OBP: 0.154, SLG: 0.087 9 Shane Robinson, R (6, 8) OBP: 0.400, SLG: 0.381	0-0 G6-3			0-0 F8	0-0 24 HR 1-2 2-3 3-H 1B		0-0 G5-3			3 1	1 0	1 0	1 0	0 0	0 0	2 0
24 Joey Butler, R (1, 7) OBP: 0.296, SLG: 0.500 92 Bryson Myles, R (9, 7)	0-3 K			0-3 K	1-2 1-H 2-H 3-H HR			0-3 K		4 0	1 0	1 0	4 0	0 0	3 0	2 0
1 Michael Martinez, S (1, 4) OBP: 0.286, SLG: 0.536 87 Yu Chang, R (9, 4)		0-3 K	12 BB 11 1B 26 BB 1B 0-3 K					0-0 F7		4 0	1 0	1 0	0 0	0 0	2 0	1 0
Inning Stats	R: 2 E: 0 K: 0 S: 5 H: 2 LOB: 0 BB: 0 P: 5	R: 0 E: 0 K: 2 S: 7 H: 0 LOB: 0 BB: 0 P: 7	R: 0 E: 0 K: 2 S: 8 H: 1 LOB: 1 BB: 0 P: 8	R: 0 E: 0 K: 1 S: 6 H: 1 LOB: 2 BB: 1 P: 10	R: 8 E: 0 K: 1 S: 12 H: 5 LOB: 1 BB: 2 P: 22	R: 0 E: 0 K: 2 S: 7 H: 0 LOB: 0 BB: 0 P: 7	R: 0 E: 0 K: 1 S: 5 H: 0 LOB: 0 BB: 0 P: 5	R: 0 E: 0 K: 1 S: 6 H: 1 LOB: 2 BB: 1 P: 10		1B: 7 2B: 2 3B: 0 HR: 1 SF: 1 SAC: 0 DP: 0 HBP: 1					WP: 0 PB: 0 SB: 0 CS: 0	PA: 39

PITCHER	IP	WLS	BF	H	R	ER	SO	BB	IBB	HBP	BLK	WP	HR	S	P	ERA	WHIP
32 Jesse Hahn, R (1, 1) ERA: 6.0	4.0		17	4	2	2	5	1	0	0	0	0	0	26	30	4.50	1.250
30 R.J. Alvarez, R (5, 1) ERA: 14.73	0.1	L	5	2	4	4	0	2	0	0	0	0	0	3	11	108.00	12.000
90 Seth Frankoff, R (5, 1) ERA: 20.25	0.2	B	6	3	4	4	1	0	0	1	0	0	1	9	11	54.00	4.500
48 Eric Surkamp, L (6, 1) ERA: 3.0	3.0		11	1	0	0	4	1	0	0	0	0	0	18	22	0.00	0.667

PITCHER	IP	WLS	BF	H	R	ER	SO	BB	IBB	HBP	BLK	WP	HR	S	P	ERA	WHIP

Chicago Cubs @ Cleveland Indians

Goodyear Ballpark, Goodyear, AZ

Sat Mar 19 2016, 10:08 PM - 1:23 AM EDT

Att. 11,616 - Clear - 79 F

TOP

livebaseballscorecards.com

Batter	1	2	3	4	5	6	7	8	9	AB	R	H	RBI	BB	SO	LOB
18 Ben Zobrist, S (1, 4) OBP: 0.308, SLG: 0.273	G3-1		27 1B; 17 1B; 1-2; 1B		F8		K		21 E; 1-2; BB	3	0	1	0	0	0	0
52 Justin Grimm, R (5, 1)										0	0	0	0	0	0	0
Fernando Cruz, R (5, 1)										0	0	0	0	0	0	0
19 Kristopher Negrón, R (6, 6) OBP: 0.321, SLG: 0.640										1	0	0	0	1	1	1
27 Addison Russell, R (1, 6) OBP: 0.310, SLG: 0.500	12 CS; 1B		17 1B; 1-2; 2-3; 1B		G5-3			12 WP; 99 HR; 1B	FC5; 1-3; 2-H	3	0	2	0	0	0	0
21 Matt Murton, R (6, 9) OBP: 0.250, SLG: 0.250										2	1	1	0	0	0	1
12 Kyle Schwarber, L (1, 7) OBP: 0.370, SLG: 0.364	K; 1-2		K			17 S; BB		99 HR; 1-2; BB	K	2	0	0	0	2	2	4
72 John Andreoli, R (8, PR) OBP: 0.382, SLG: 0.800										1	1	0	0	0	1	2
(8, 7)																
17 Kris Bryant, R (1, 5) OBP: 0.276, SLG: 0.464		2B	1-2; 2-H; 3-H; 1B			K; 1-2		K	K	3	0	2	1	0	1	1
5 Juan Carlos Perez, R (6, 8) OBP: 0.138, SLG: 0.143										2	0	0	0	0	2	4
68 Jorge Soler, R (1, 9) OBP: 0.233, SLG: 0.385	K		F9			G1-3		1-H; 2-H; HR		3	0	0	0	0	1	4
99 Jason Vosler, L (6, 5) OBP: 0.200, SLG: 0.444										1	1	1	3	0	0	0
9 Javier Báez, R (1, 8) OBP: 0.258, SLG: 0.345		BB		F9		L9		K2-3		2	0	0	0	1	0	1
54 Neil Ramírez, R (6, 1)										0	0	0	0	0	0	0
87 Jeffry Antigua, S (6, 1)										0	0	0	0	0	0	0
82 Taylor Davis, R (7, 2) OBP: 0.250, SLG: 0.150										1	0	0	0	0	1	1
29 Jesus Guzman, R (1, 3) OBP: 0.438, SLG: 0.667	F8			K			15 1B; HBP	K		2	0	0	0	0	1	2
92 Jacob Rogers, L (7, 3)										1	0	0	0	0	1	1
15 Tim Federowicz, R (1, 2) OBP: 0.348, SLG: 0.591	L9			K			66 FC4-6; 1-3; 1B		F8	3	0	1	0	0	1	2
Carl Edwards Jr., R (7, 1)										0	0	0	0	0	0	0
83 Félix Peña, R (8, 1)										0	0	0	0	0	0	0
78 Albert Almora Jr., R (9, PH) OBP: 0.200, SLG: 0.276										1	0	0	0	0	0	0
80 Pierce Johnson, R (1, 1) OBP: 1.000, SLG: 1.000			27 1B; 18 1B; 17 1B; 1B		G4-3		FC4-6; 1-2f		21 FC5; 19 BB; 21 E; 1B	1	1	1	0	0	0	0
66 Munenori Kawasaki, L (5, PH) OBP: 0.483, SLG: 0.500										3	1	1	0	0	0	1
(5, 4)																

	AB	35
	R	5
	H	10
	RBI	4
	BB	4
	SO	12
	LOB	25

Inning Stats									
	R: 0 E: 0 K: 1 S: 5	H: 1 LOB: 0 BB: 0 P: 6	R: 0 E: 0 K: 1 S: 6	H: 1 LOB: 2 BB: 1 P: 10	R: 1 E: 0 K: 1 S: 8	H: 4 LOB: 2 BB: 0 P: 8	R: 0 E: 0 K: 2 S: 7	H: 0 LOB: 0 BB: 0 P: 7	R: 0 E: 0 K: 0 S: 3	H: 0 LOB: 0 BB: 0 P: 3
	R: 0 E: 0 K: 1 S: 5	H: 0 LOB: 1 BB: 1 P: 10	R: 0 E: 0 K: 1 S: 5	H: 1 LOB: 1 BB: 0 P: 6	R: 3 E: 0 K: 3 S: 12	H: 2 LOB: 1 BB: 1 P: 18	R: 1 E: 1 K: 2 S: 9	H: 1 LOB: 2 BB: 1 P: 13	1B: 8 2B: 1 3B: 0 HR: 1	SF: 0 SAC: 0 DP: 0 HBP: 1

WP: 1 PB: 0 SB: 1 CS: 1 PA: 40

PITCHER		IP	WLS	BF	H	R	ER	SO	BB	IBB	HBP	BLK	WP	HR	S	P	ERA	WHIP
28 Corey Kluber, R ERA: 0.64	(1, 1)	5.0	W	20	6	1	1	5	1	0	0	0	0	0	29	34	1.80	1.400
57 Kyle Crockett, L ERA: 2.57	(6, 1)	1.0	H	4	0	0	0	1	1	0	0	0	0	0	5	10	0.00	1.000
61 Dan Otero, R ERA: 2.57	(7, 1)	1.0		4	1	0	0	1	0	0	1	0	0	0	5	6	0.00	1.000
53 Jeff Manship, R ERA: 7.94	(8, 1)	1.0		6	2	3	3	3	1	0	0	0	1	1	12	18	27.00	3.000
34 Zach McAllister, R ERA:	(9, 1)	1.0		6	1	1	0	2	1	0	0	0	0	0	9	13	0.00	2.000

PITCHER	IP	WLS	BF	H	R	ER	SO	BB	IBB	HBP	BLK	WP	HR	S	P	ERA	WHIP

Batter	1	2	3	4	5	6	7	8	9	AB	R	H	RBI	BB	SO	LOB
12 Francisco Lindor, S (1, 6) OBP: 0.306, SLG: 0.375 89 Yonathan Mendoza, S (6, PR) (7, 6)	G4-3		3B		G6-3 1-3 2-H	33 BB / 22 FC4 / 95 SF9 1-2 2-3 3-H 1B	G5-3			4 1	0 1	2 0	2 0	0 0	0 0	1 1
22 Jason Kipnis, L (1, 4) OBP: 0.278, SLG: 0.471 79 Todd Hankins, R (6, PR) OBP: 0.313, SLG: 0.333 (7, 4)	E3		G4-3		23 HR 3-H 1B	FC4 95 SF9 / 33 BB / 97 1B 1-2 2-3 3-H	K			4 1	1 1	1 0	2 0	0 0	0 1	3 1
23 Michael Brantley, L (1, 7) OBP: 0.333, SLG: 1.333 33 Robbie Grossman, S (6, 7) OBP: 0.342, SLG: 0.424	F8			G5-3	HR 1-H	10 F9 / 97 1B 1-2 2-3 3-H BB		HR		3 1	1 1	1 1	2 2	0 1	0 0	1 0
41 Carlos Santana, S (1, 10) OBP: 0.421, SLG: 0.588 95 Yandy Díaz, R (6, PH) OBP: 0.500, SLG: 0.500 (7, 10)	G3			G4-3	26 1B BB	SF9 2-3 3-H		G6-3		2 1	0 0	0 0	0 1	1 0	0 0	1 0
26 Mike Napoli, R (1, 3) OBP: 0.541, SLG: 0.800 97 Nellie Rodriguez, R (6, 3) OBP: 0.250, SLG: 0.250		F9		2B	1-2 1B	1-2 3-H 1B		K		3 2	0 0	2 1	0 1	0 0	0 1	0 0
10 Yan Gomes, R (1, 2) OBP: 0.344, SLG: 0.655 45 Adam Moore, R (7, 2) OBP: 0.462, SLG: 0.583		K		L8	K	F9 2-3		91 BB 1B		4 1	0 0	0 1	0 0	0 0	2 0	5 0
38 Will Venable, L (1, 9) OBP: 0.241, SLG: 0.160 91 Clint Frazier, R (6, PH) (7, 9)		1B			12 PB / 30 S / 12 G6-3 BB	39 1B / 30 S / 12 1B 1B K		1-2 BB		2 1	2 0	2 0	0 0	1 1	0 1	0 3
30 Tyler Naquin, L (1, 8) OBP: 0.486, SLG: 0.688 96 Bradley Zimmer, L (7, 8) OBP: 0.500, SLG: 0.333			K		12 G6-3 / 12 PB / 22 1B 1-2 BB	12 1B / 39 1B / 22 FC4 1-2 BB	39 S BB	K		1 1	2 0	0 0	0 0	2 1	1 1	0 2
39 Gio Urshela, R (1, 5) OBP: 0.351, SLG: 0.735 91 Ronny Rodríguez, R (8, 5)			G3		L7	22 FC4 / 12 1B / 33 BB 1-2 2-3 1B	K 1-2			4 0	1 0	1 0	0 0	0 0	1 0	3 0
Inning Stats	R: 0 E: 1 K: 0 S: 4 H: 0 LOB: 1 BB: 0 P: 4	R: 0 E: 0 K: 1 S: 5 H: 1 LOB: 1 BB: 0 P: 5	R: 0 E: 0 K: 1 S: 6 H: 1 LOB: 1 BB: 0 P: 6	R: 0 E: 0 K: 0 S: 4 H: 1 LOB: 1 BB: 0 P: 4	R: 4 E: 0 K: 1 S: 8 H: 3 LOB: 2 BB: 3 P: 23	R: 5 E: 0 K: 1 S: 10 H: 4 LOB: 3 BB: 2 P: 18	R: 0 E: 0 K: 2 S: 7 H: 0 LOB: 1 BB: 1 P: 11	R: 1 E: 0 K: 2 S: 9 H: 2 LOB: 2 BB: 1 P: 15		1B: 8 2B: 1 3B: 1 HR: 2	SF: 1 SAC: 0 DP: 0 HBP: 0					

BOTTOM

Chicago Cubs @ Cleveland Indians

Goodyear Ballpark, Goodyear, AZ

Sat Mar 19 2016, 10:08 PM - 1:23 AM EDT

Att. 11,616 - Clear - 79 F

livebaseballscorecards.com

AB	36
R	10
H	12
RBI	10
BB	7
SO	8
LOB	21

WP: 0 PB: 1 SB: 3 CS: 0 PA: 44

PITCHER		IP	WLS	BF	H	R	ER	SO	BB	IBB	HBP	BLK	WP	HR	S	P	ERA	WHIP
80 Pierce Johnson, R ERA: 6.75	(1, 1)	4.0		15	3	0	0	2	0	0	0	0	0	0	19	19	0.00	0.750
52 Justin Grimm, R ERA: 17.18	(5, 1)	0.2	L	6	2	4	4	0	2	0	0	0	0	1	4	15	54.00	6.000
Fernando Cruz, R ERA:	(5, 1)	0.1		3	1	0	0	1	1	0	0	0	0	0	4	8	0.00	6.000
54 Neil Ramírez, R ERA: 15.75	(6, 1)	0.0		5	3	5	5	0	1	0	0	0	0	0	4	8	∞	∞
87 Jeffry Antigua, L ERA:	(6, 1)	1.0		5	1	0	0	1	1	0	0	0	0	0	6	10	0.00	2.000

PITCHER		IP	WLS	BF	H	R	ER	SO	BB	IBB	HBP	BLK	WP	HR	S	P	ERA	WHIP
Carl Edwards Jr., R ERA: 4.5	(7, 1)	1.0		4	0	0	0	2	1	0	0	0	0	0	7	11	0.00	1.000
83 Félix Peña, R ERA: 4.15	(8, 1)	1.0		6	2	1	1	2	1	0	0	0	0	1	9	15	9.00	3.000

Cleveland Indians @ Seattle Mariners

Peoria Stadium, Peoria, AZ

Sun Mar 20 2016, 4:10 PM - 6:13 PM EDT

Att. 8,641 - Partly Cloudy - 88 F

TOP

livebaseballscorecards.com

Batter	1	2	3	4	5	6	7	8	9	AB	R	H	RBI	BB	SO	LOB
20 Rajai Davis, R (1, 8) OBP: 0.235, SLG: 0.219 93 Bobby Ison, L (5, 8)	L9		G4-3 2-3		11 BB 2B			G4-3		3 1	0 0	1 0	0 0	0 0	0 0	1 0
11 José Ramírez, S (1, 5) OBP: 0.419, SLG: 0.769 89 Yhoxian Medina, R (8, 5) OBP: 1.000, SLG: 1.000	HR		HR 3-H		2-3 BB			0-0 G4-3		3 0	2 0	2 0	3 0	1 0	0 0	0 0
36 Jesús Aguilar, R (1, 3) OBP: 0.257, SLG: 0.344	K		E6		F9			G6-3		4	0	0	0	0	1	1
6 Marlon Byrd, R (1, 10) 91 Jake Lowery, L (9, PH) (9, 10)	E4		F8			G6-3			G3	3 1	0 0	0 0	0 0	0 0	0 0	1 0
24 Joey Butler, R (1, 7) OBP: 0.290, SLG: 0.444 90 Dorssys Paulino, R (9, PR) (9, 7)	K		F8			G1-5-3			7 CS BB	3 0	0 0	0 0	0 0	1 0	1 0	2 0
7 Collin Cowgill, R (1, 9) OBP: 0.114, SLG: 0.182 88 Jose Medina, L (9, 9)		K		G4-3		G5-3			G4-3 1-2	4 0	0 0	0 0	0 0	0 0	1 0	1 0
55 Roberto Pérez, R (1, 2) OBP: 0.207, SLG: 0.370 63 Guillermo Quiroz, R (7, 2) OBP: 0.250, SLG: 0.250		G5-3		G1-3			P6			3 0	0 0	0 0	0 0	0 0	0 0	0 0
78 Erik González, R (1, 6) OBP: 0.235, SLG: 0.219		L8		G4-3			K			3	0	0	0	0	1	0
1 Michael Martinez, S (1, 4) OBP: 0.290, SLG: 0.548			20 G4-3 11 HR 2B		G5-3		G3-1			3	1	1	0	0	0	0

Inning Stats	1	2	3	4	5	6	7	8	9
R:	1	0	2	0	0	0	0	0	0
H:	1	0	2	0	1	0	0	0	0
E:	1	0	1	0	0	0	0	0	0
LOB:	1	0	1	0	1	0	0	0	1
K:	2	1	0	0	0	0	1	0	0
BB:	0	0	0	0	1	0	0	0	1
S:	10	8	8	7	5	7	6	6	4
P:	15	9	12	10	13	13	8	6	10

1B:	0	SF: 0
2B:	2	SAC: 0
3B:	0	DP: 0
HR:	2	HBP: 0

WP:	0
PB:	0
SB:	0
CS:	1
PA:	33

PITCHER		IP	WLS	BF	H	R	ER	SO	BB	IBB	HBP	BLK	WP	HR	S	P	ERA	WHIP
20 Wade Miley, L ERA: 5.4	(1, 1)	5.0	L	21	4	3	3	3	1	0	0	0	0	2	38	59	5.40	1.000
31 Steve Cishek, R ERA:	(6, 1)	1.0		3	0	0	0	0	0	0	0	0	0	0	7	13	0.00	0.000
48 Mayckol Guaipe, R ERA: 3.12	(7, 1)	2.0		6	0	0	0	1	0	0	0	0	0	0	12	14	0.00	0.000
39 Casey Coleman, R ERA: 3.86	(9, 1)	1.0		3	0	0	0	0	1	0	0	0	0	0	4	10	0.00	1.000

PITCHER	IP	WLS	BF	H	R	ER	SO	BB	IBB	HBP	BLK	WP	HR	S	P	ERA	WHIP

AB	31
R	3
H	4
RBI	3
BB	2
SO	4
LOB	6

Cleveland Indians @ Seattle Mariners

Peoria Stadium, Peoria, AZ

Sun Mar 20 2016, 4:10 PM - 6:13 PM EDT

Att. 8,641 - Partly Cloudy - 88 F

livebaseballscorecards.com

BOTTOM

Batter	1	2	3	4	5	6	7	8	9	AB	R	H	RBI	BB	SO	LOB
8 Norichika Aoki, L (1, 7) OBP: 0.308, SLG: 0.278	C B X 1-1 16 G6-4-3 1B		B F B F X 2-2 ③ G5-3			C X 0-1 ① G3		S C X 0-2 ② F8		3	0	1	0	0	0	0
68 Efren Navarro, L (7, 7) OBP: 0.235, SLG: 0.345										1	0	0	0	0	0	0
16 Luis Sardinas, S (1, 4) OBP: 0.390, SLG: 0.590	M F B X 1-2 ①② G6-4-3 1-2f			C B F B X 2-2 ① P4		B F F X 1-2 15 L4-3 1B		F B X 1-1 ③ P4		3	0	1	0	0	0	1
84 Patrick Brady, R (7, 4)										1	0	0	0	0	0	0
15 Kyle Seager, L (1, 5) OBP: 0.333, SLG: 0.486	C S B X 1-2 ③ G6-3			B C X 1-1 7 BB 1B		B S 1 X SAFE 1-1 ②③ L4-3 1-1			C S B X 1-2 ① G6-3	4	0	1	0	0	0	1
56 Dae-Ho Lee, R (1, 3) OBP: 0.353, SLG: 0.433		C C X 0-2 ① G4-3		C C S 0-3 ② K			H 1-0 99 PB 33 PB 99 1B HBP		F F F S 0-3 ② K	2	1	0	0	0	1	1
10 Jesus Montero, R (8, 3) OBP: 0.250, SLG: 0.286										1	0	0	0	0	1	0
7 Seth Smith, L (1, 9) OBP: 0.577, SLG: 0.667		B C C F X 1-2 1B		S B B B F B 4-2 1-2 BB			C B B B S S 3-3 ① K		B B C B C B 4-2 BB	2	0	1	0	1	1	1
36 Shawn O'Malley, S (8, 9) OBP: 0.636, SLG: 0.815										0	0	0	0	1	0	0
33 Chris Iannetta, R (1, 2) OBP: 0.360, SLG: 0.450		B S D X 2-1 ② F7		C S T 0-2 ③ K			B F F S 1-3 ② K 1-2		F B F X 1-2 ③ F7	3	0	0	0	0	2	4
67 Rob Brantly, L (8, 2) OBP: 0.350, SLG: 0.706										1	0	0	0	0	0	1
99 Daniel Robertson, R (1, 8) OBP: 0.545, SLG: 0.750		B B X 2-0 ③ P6			C B X 1-1 ① G6-3		C B B X 2-1 2-H 1B			3	0	1	1	0	0	1
86 Austin Cousino, L (8, 8)										0	0	0	0	0	0	0
12 Leonys Martin, L (1, 10) OBP: 0.243, SLG: 0.286			B C X 1-1 ① P6		S C B B F S 2-3 ② K		X 0-0 ③ P4			3	0	0	0	0	1	1
1 Chris Taylor, R (1, 6) OBP: 0.278, SLG: 0.303			F C F B B X 2-2 ② G5-3		C S B B B X 2-2 ③ F9			F X 0-1 ① P4		3	0	0	0	0	0	0
82 Drew Jackson, R (9, 6)										0	0	0	0	0	0	0
Inning Stats	R: 0 H: 1 E: 0 LOB: 0 K: 0 BB: 0 S: 8 P: 11	R: 0 H: 1 E: 0 LOB: 1 K: 0 BB: 0 S: 10 P: 15	R: 0 H: 0 E: 0 LOB: 0 K: 0 BB: 0 S: 9 P: 14	R: 0 H: 1 E: 0 LOB: 2 K: 2 BB: 1 S: 13 P: 20	R: 0 H: 0 E: 0 LOB: 0 K: 1 BB: 0 S: 9 P: 14	R: 0 H: 1 E: 0 LOB: 0 K: 0 BB: 0 S: 7 P: 9	R: 1 H: 1 E: 0 LOB: 1 K: 2 BB: 0 S: 9 P: 16	R: 0 H: 0 E: 0 LOB: 0 K: 0 BB: 0 S: 7 P: 8	R: 0 H: 0 E: 0 LOB: 1 K: 1 BB: 1 S: 12 P: 18						

1B: 5	2B: 1	3B: 0	HR: 0	SF: 0	SAC: 0	DP: 2	HBP: 1	WP: 0	PB: 2	SB: 0	CS: 0	PA: 33
---	---	---	---	---	---	---	---	---	---	---	---	---

	AB	30
	R	1
	H	5
	RBI	1
	BB	2
	SO	6
	LOB	11

PITCHER		IP	WLS	BF	H	R	ER	SO	BB	IBB	HBP	BLK	WP	HR	S	P	ERA	WHIP
58 TJ House, L ERA: 5.59	(1, 1)	4.0	W	15	3	0	0	2	1	0	0	0	0	0	40	60	0.00	1.000
62 Joba Chamberlain, R ERA: 3.86	(5, 1)	1.0	H	3	0	0	0	1	0	0	0	0	0	0	9	14	0.00	0.000
50 Tom Gorzelanny, L ERA: 3.86	(6, 1)	1.0	H	3	1	0	0	0	0	0	0	0	0	0	7	9	0.00	1.000
54 Joe Thatcher, L ERA: 1.35	(7, 1)	1.0	H	5	1	1	0	2	0	0	1	0	0	0	9	16	0.00	1.000
44 Ross Detwiler, L ERA: 4.5	(8, 1)	1.0	H	3	0	0	0	0	0	0	0	0	0	0	7	8	0.00	0.000
49 Austin Adams, R ERA: 3.12	(9, 1)	1.0	S	4	0	0	0	1	1	0	0	0	0	0	12	18	0.00	1.000

Batter	1	2	3	4	5	6	7	8	9	AB	R	H	RBI	BB	SO	LOB
1 Adam Eaton, L (1, 9) OBP: 0.324, SLG: 0.471	B X 1-0 79 G4-3 1B		X 0-0 ① G3 1-2		X 0-0 ① G6-3		X 0-0 ① F7			3	0	1	0	0	0	1
28 Leury García, S (6, 4) OBP: 0.192, SLG: 0.308										1	0	0	0	0	0	1
10 Austin Jackson, R (1, 8) OBP: 0.176, SLG: 0.200	S S S 0-3 ① K		S S S 0-3 ② K		X 0-0 79 WP 21 1B 1B		X 0-0 ② ③ G4-3 1-2f			3	1	1	0	0	2	2
86 Jacob May, S (6, 8) OBP: 0.323, SLG: 0.483										1	0	0	0	0	0	1
79 José Abreu, R (1, 3) OBP: 0.421, SLG: 0.639	X 0-0 ② ③ G4-3 1-2f		S S S 0-3 ③ K		B C C C 1-3 ② K 1-2			S S S 0-3 ① K		3	0	0	0	0	2	3
22 Matt Davidson, R (6, 3) OBP: 0.484, SLG: 0.900										1	0	0	0	0	1	0
21 Todd Frazier, R (1, 5) OBP: 0.333, SLG: 0.545		X 0-0 53 2B 15 G6-3 1B		C C C 0-3 ① K	X 0-0 2-H 1B			X 0-0 ② L7		3	1	2	1	0	1	0
5 Yolmer Sánchez, S (5, 5) OBP: 0.368, SLG: 0.514										1	0	0	0	0	0	0
53 Melky Cabrera, S (1, 7) OBP: 0.286, SLG: 0.323		X 0-0 20 G6-3 1-3 2B		B S S X 1-2 HR	X 0-0 ③ L7			X 0-0 ③ G4-3		3	1	2	1	0	0	1
41 Jerry Sands, R (5, 7) OBP: 0.257, SLG: 0.545										1	0	0	0	0	0	0
15 Brett Lawrie, R (1, 4) OBP: 0.286, SLG: 0.452		X 0-0 ① G6-3 3-H		X 0-0 ② P3		S S S 0-3 ① K			C C C 0-3 ① K	3	0	0	1	0	1	1
82 Jason Coats, R (6, 9) OBP: 0.222, SLG: 0.630										1	0	0	0	0	1	0
20 JB Shuck, L (1, 10) OBP: 0.313, SLG: 0.300		X 0-0 ② G6-3 2-3		X 0-0 18 S 18 2B 1B	X 0-0 ② F8				X 0-0 ② G4-3	3	1	1	0	0	0	1
96 Marcus Lemon, L (9, PH)										1	0	0	0	0	0	0
18 Tyler Saladino, R (1, 6) OBP: 0.375, SLG: 0.810		X 0-0 ③ G4-3		B X 1-0 1-H 2B	S S S 0-3 ③ K				C C C 0-3 ③ K	3	0	1	1	0	1	1
84 Tim Anderson, R (6, 6) OBP: 0.231, SLG: 0.500										1	0	0	0	0	1	0
85 Omar Narváez, L (1, 2) OBP: 0.400, SLG: 0.400			X 0-0 E4 1 G3	X 0-0 ③ G3-1		X 0-0 86 G4-3 1B				3	0	1	0	0	0	1
98 Brett Austin, S (8, 2)										0	0	0	0	0	0	0
Inning Stats	R: 0 E: 0 K: 1 S: 5 H: 1 LOB: 0 BB: 0 P: 6	R: 1 E: 0 K: 0 S: 5 H: 2 LOB: 1 BB: 0 P: 5	R: 0 E: 1 K: 2 S: 8 H: 0 LOB: 1 BB: 0 P: 8	R: 2 E: 0 K: 1 S: 10 H: 3 LOB: 1 BB: 0 P: 12	R: 1 E: 0 K: 1 S: 7 H: 2 LOB: 1 BB: 0 P: 8	R: 0 E: 0 K: 2 S: 7 H: 0 LOB: 0 BB: 0 P: 7	R: 0 E: 0 K: 0 S: 3 H: 1 LOB: 0 BB: 0 P: 3	R: 0 E: 0 K: 1 S: 5 H: 0 LOB: 0 BB: 0 P: 5	R: 0 E: 0 K: 2 S: 7 H: 0 LOB: 0 BB: 0 P: 7	1B: 6 2B: 2 3B: 0 HR: 1 SF: 0 SAC: 0 DP: 2 HBP: 0						

TOP

Chicago White Sox @ Cleveland Indians

Goodyear Ballpark, Goodyear, AZ

Mon Mar 21 2016, 4:07 PM - 7:17 PM EDT

Att. 3,801 - Sunny - 86 F

livebaseballscorecards.com

AB	35
R	4
H	9
RBI	4
BB	0
SO	10
LOB	13

WP: 1 PB: 0 SB: 1 CS: 0 PA: 35

PITCHER		IP	WLS	BF	H	R	ER	SO	BB	IBB	HBP	BLK	WP	HR	S	P	ERA	WHIP
59 Carlos Carrasco, R ERA: 3.46	(1, 1)	4.0		18	6	3	3	4	0	0	0	0	0	1	28	31	6.75	1.500
27 Bryan Shaw, R ERA: 9.53	(5, 1)	1.0		5	2	1	1	1	0	0	0	0	1	0	7	8	9.00	2.000
37 Cody Allen, R ERA: 6.35	(6, 1)	1.0		3	0	0	0	2	0	0	0	0	0	0	7	7	0.00	0.000
61 Dan Otero, R ERA: 2.25	(7, 1)	1.0	W	3	1	0	0	0	0	0	0	0	0	0	3	3	0.00	1.000
52 Felipe Paulino, R ERA: 9.45	(8, 1)	1.0	H	3	0	0	0	1	0	0	0	0	0	0	5	5	0.00	0.000

PITCHER		IP	WLS	BF	H	R	ER	SO	BB	IBB	HBP	BLK	WP	HR	S	P	ERA	WHIP
67 Jarrett Grube, R ERA:	(9, 1)	1.0		3	0	0	0	2	0	0	0	0	0	0	7	7	0.00	0.000

BOTTOM

Chicago White Sox @ Cleveland Indians

Goodyear Ballpark, Goodyear, AZ

Mon Mar 21 2016, 4:07 PM - 7:17 PM EDT

Att. 3,801 - Sunny - 86 F

livebaseballscorecards.com

Batter	1	2	3	4	5	6	7	8	9	AB	R	H	RBI	BB	SO	LOB
22 Jason Kipnis, L (1, 4) OBP: 0.256, SLG: 0.432 11 José Ramírez, S (5, PR) OBP: 0.422, SLG: 0.780 (6, 4)	G6-3		G4-3		FC4-6 23 BB 12 1B 1-2f 2-3 3-H		G6-3	24 1B 2B		3 2	0 1	0 1	1 0	0 0	0 0	2 0
12 Francisco Lindor, S (1, 6) OBP: 0.333, SLG: 0.400 78 Erik González, R (5, PR) OBP: 0.222, SLG: 0.206 (6, 6)	G3		23 CS 1B		23 BB 1-2 3-H 1B		L8 C C C	K		3 2	0 0	2 0	1 0	0 0	0 1	0 1
23 Michael Brantley, L (1, 7) OBP: 0.333, SLG: 0.800 24 Joey Butler, R (5, PR) OBP: 0.333, SLG: 0.517 (6, 7)	G4-3		CS 1-2	F8 B B B	BB 1-2 2-3		55 2B 2B	97 BB 55 1B 2-H 1B		2 2	0 2	0 2	0 1	1 0	0 0	0 0
36 Jesús Aguilar, R (1, 3) OBP: 0.256, SLG: 0.314 97 Nellie Rodriguez, R (8, 3) OBP: 0.400, SLG: 0.250	F8	F8		F8 B X	F9		55 2B 7 2B BB	55 E 55 1B 1-2 BB		3 0	1 0	0 0	0 0	1 1	0 0	3 0
10 Yan Gomes, R (1, 2) OBP: 0.314, SLG: 0.594 55 Roberto Pérez, R (7, 2) OBP: 0.258, SLG: 0.448	G5-3	G5-3		G5-3	G5-3 7 2B 1-3 2-H 2B		E5 1-3 2-H 1B			3 2	0 1	0 2	0 2	0 0	0 0	0 0
6 Marlon Byrd, R (1, 9) OBP: 0.500, SLG: 0.800 7 Collin Cowgill, R (6, PR) OBP: 0.135, SLG: 0.229 (7, 9)	4 E 2B				30 BB 38 BB 22 FC4-6 BB	4 G5-3 2B	39 HR 2-H 3-H 2B	G1-3		2 2	1 1	2 1	0 2	1 0	0 0	0 2
4 Juan Uribe, R (1, 5) OBP: 0.333, SLG: 0.444 39 Gio Urshela, R (7, 5) OBP: 0.368, SLG: 0.829	E5 2-3				K S S S	G5-3 2-3	HR 2-H			3 1	0 1	0 1	0 2	0 0	1 0	3 0
38 Will Venable, L (1, 10) OBP: 0.258, SLG: 0.154 33 Robbie Grossman, S (8, PH) OBP: 0.350, SLG: 0.412 (7, 10)	G3				22 FC4-6 30 BB 12 1B 1-2 BB	BB	F7			1 1	1 0	0 0	0 0	1 1	0 0	2 0
30 Tyler Naquin, L (1, 8) OBP: 0.462, SLG: 0.629			G3		22 FC4-6 1-2 2-3 BB	F7		K		3	0	0	0	1	1	3
Inning Stats	R: 0 E: 0 K: 0 S: 3 H: 0 LOB: 0 BB: 0 P: 3	R: 0 E: 1 K: 0 S: 5 H: 1 LOB: 2 BB: 0 P: 5	R: 0 E: 0 K: 0 S: 4 H: 1 LOB: 0 BB: 0 P: 4	R: 0 E: 0 K: 0 S: 3 H: 0 LOB: 0 BB: 0 P: 3	R: 2 E: 0 K: 1 S: 6 H: 1 LOB: 3 BB: 4 P: 23	R: 0 E: 0 K: 0 S: 4 H: 1 LOB: 3 BB: 1 P: 8	R: 5 E: 0 K: 0 S: 8 H: 4 LOB: 0 BB: 1 P: 13	R: 2 E: 1 K: 2 S: 10 H: 3 LOB: 2 BB: 1 P: 14		1B: 4 2B: 6 3B: 0 HR: 1 SF: 0 SAC: 0 DP: 0 HBP: 0					

	AB	35
	R	9
	H	11
	RBI	9
	BB	7
	SO	3
	LOB	16

WP: 0 PA: 43
PB: 0
SB: 0
CS: 1

PITCHER		IP	WLS	BF	H	R	ER	SO	BB	IBB	HBP	BLK	WP	HR	S	P	ERA	WHIP
Scott Carroll, R ERA: 4.5	(1, 1)	3.0		11	2	0	0	0	0	0	0	0	0	0	12	12	0.00	0.667
48 Tommy Kahnle, R ERA: 4.91	(4, 1)	1.1	H	6	0	2	2	1	2	0	0	0	0	0	6	14	13.50	1.500
71 Matt Purke, L ERA:	(5, 1)	1.2	H	10	2	0	0	0	3	0	0	0	0	0	7	20	0.00	3.000
75 Matt Lollis, R ERA: 9.0	(7, 1)	1.0	L	8	4	5	5	0	1	0	0	0	0	1	8	13	45.00	5.000
83 Robinson Leyer, R ERA: 18.0	(8, 1)	1.0		7	3	2	2	2	1	0	0	0	0	0	10	14	18.00	4.000

PITCHER	IP	WLS	BF	H	R	ER	SO	BB	IBB	HBP	BLK	WP	HR	S	P	ERA	WHIP

Batter	1	2	3	4	5	6	7	8	9	AB	R	H	RBI	BB	SO	LOB
2 Alcides Escobar, R (1, 6) OBP: 0.167, SLG: 0.257	P3		G6-3	K			K		K	3	0	0	0	0	1	0
12 Clint Barmes, R (6, 6) OBP: 0.286, SLG: 0.346										2	0	0	0	0	2	0
8 Mike Moustakas, L (1, 5) OBP: 0.425, SLG: 0.649	P6		HR	G4-3			K		G3-1	3	1	1	1	0	0	0
65 Whit Merrifield, R (6, 5) OBP: 0.333, SLG: 0.600										2	0	0	0	0	1	0
25 Kendrys Morales, S (1, 3) OBP: 0.283, SLG: 0.378	G4-3		13 1B 4 BB 16 BB 1B	G1-3			0 BB 2B		G3-1	3	1	1	0	0	0	0
85 Frank Schwindel, R (6, 3) OBP: 0.333, SLG: 1.000										2	0	1	0	0	0	0
4 Alex Gordon, L (1, 7) OBP: 0.419, SLG: 0.595		F7	16 BB 13 1B 34 1B 1-2 BB		G6-3		2-3 BB			2	1	0	0	1	0	0
0 Terrance Gore, R (6, 7) OBP: 0.267, SLG: 0.154										0	0	0	0	1	0	0
13 Salvador Perez, R (1, 2) OBP: 0.286, SLG: 0.500		16 FC6-4 1B	16 BB 34 1B 1-2 2-3 1B		K			K		3	1	2	0	0	1	0
7 Tony Cruz, R (7, 2) OBP: 0.143, SLG: 0.179										1	0	0	0	0	1	0
16 Paulo Orlando, R (1, 8) OBP: 0.286, SLG: 0.410		FC6-4 46 BB 34 1B 1-2f	34 1B 34 E 1-2 2-3 3-H BB		G1-3			34 1B BB		2	1	0	1	1	0	1
74 Logan Moon, R (6, 9) OBP: 0.667, SLG: 0.800										0	0	0	0	1	0	0
34 Rey Fuentes, L (1, 9) OBP: 0.512, SLG: 0.686		46 BB 1-2 1B	E9 46 SF8 1-H 2-H 3-H 1B			F7		1-2 1B		4	1	3	2	0	0	0
(6, 8)																
46 Cody Decker, R (1, 10) OBP: 0.400, SLG: 0.621		1-2 2-3 BB	SF8 3-H			G5-3		P3		2	0	0	1	1	0	2
24 Christian Colón, R (1, 4) OBP: 0.244, SLG: 0.189		F9	F8				K	K		3	0	0	0	0	1	3
27 Adalberto Mondesi, S (6, 4) OBP: 0.333, SLG: 0.414										1	0	0	0	0	1	2
Inning Stats	R: 0 E: 0 K: 0 S: 3 H: 0 LOB: 0 BB: 0 P: 3	R: 0 E: 0 K: 0 S: 5 H: 2 LOB: 3 BB: 1 P: 9	R: 6 E: 1 K: 0 S: 8 H: 4 LOB: 0 BB: 2 P: 18	R: 0 E: 0 K: 1 S: 5 H: 0 LOB: 0 BB: 0 P: 5	R: 0 E: 0 K: 1 S: 5 H: 0 LOB: 0 BB: 0 P: 5	R: 0 E: 0 K: 1 S: 5 H: 0 LOB: 0 BB: 0 P: 5	R: 0 E: 0 K: 2 S: 7 H: 1 LOB: 1 BB: 1 P: 11	R: 0 E: 0 K: 2 S: 8 H: 1 LOB: 2 BB: 1 P: 12	R: 0 E: 0 K: 1 S: 5 H: 0 LOB: 0 BB: 0 P: 5	1B: 6 2B: 1 3B: 0 HR: 1	SF: 1 SAC: 0 DP: 0 HBP: 0						

TOP

Kansas City Royals @ Cleveland Indians

Goodyear Ballpark, Goodyear, AZ

Wed Mar 23 2016, 4:08 PM - 7:00 PM EDT

Att. 6,786 - Sunny - 72 F

livebaseballscorecards.com

AB	33
R	6
H	8
RBI	5
BB	5
SO	8
LOB	8

PITCHER		IP	WLS	BF	H	R	ER	SO	BB	IBB	HBP	BLK	WP	HR	S	P	ERA	WHIP
31 Danny Salazar, R ERA: 7.63	(1, 1)	2.1		16	6	6	5	0	3	0	0	0	0	1	14	28	19.29	3.857
49 Austin Adams, R ERA: 2.61	(3, 1)	1.2		5	0	0	0	1	0	0	0	0	0	0	7	7	0.00	0.000
57 Kyle Crockett, L ERA: 2.08	(5, 1)	1.2		5	0	0	0	1	0	0	0	0	0	0	7	7	0.00	0.000
53 Jeff Manship, R ERA: 6.43	(6, 1)	1.1	W	5	1	0	0	3	1	0	0	0	0	0	10	14	0.00	1.500
37 Cody Allen, R ERA: 5.4	(8, 1)	1.0	H	5	1	0	0	2	1	0	0	0	0	0	8	12	0.00	2.000

PITCHER		IP	WLS	BF	H	R	ER	SO	BB	IBB	HBP	BLK	WP	HR	S	P	ERA	WHIP
34 Zach McAllister, R ERA:	(9, 1)	1.0	S	3	0	0	0	1	0	0	0	0	0	0	5	5	0.00	0.000

Batter	1	2	3	4	5	6	7	8	9	AB	R	H	RBI	BB	SO	LOB
41 Carlos Santana, S (1, 3) OBP: 0.381, SLG: 0.526	G4-1	F9		G6-3		K		G6-3		4	0	0	0	0	1	1
36 Jesús Aguilar, R (7, 3) OBP: 0.250, SLG: 0.306										1	0	0	0	0	0	2
12 Francisco Lindor, S (1, 6) OBP: 0.333, SLG: 0.474	HR		G4-3	G6-3		G6-3				3	1	1	1	0	0	0
24 Joey Butler, R (6, 7) OBP: 0.324, SLG: 0.500										1	0	0	0	0	0	1
22 Jason Kipnis, L (1, 4) OBP: 0.286, SLG: 0.575	HR		3B		F8		E6			3	2	2	1	0	0	0
1 Michael Martinez, S (6, 4) OBP: 0.281, SLG: 0.531										1	0	0	0	0	0	0
26 Mike Napoli, R (1, 10) OBP: 0.525, SLG: 0.758	G5-3		1B		F8		G4-6-3			3	0	1	1	0	0	0
11 José Ramírez, S (7, PH) OBP: 0.413, SLG: 0.762										1	0	0	0	0	0	1
(8, 10)																
38 Will Venable, L (1, 7) OBP: 0.294, SLG: 0.148	BB		K		6 CS BB		G4-3			1	0	0	0	2	1	1
78 Erik González, R (6, 6) OBP: 0.216, SLG: 0.200										1	0	0	0	0	0	0
6 Marlon Byrd, R (1, 9) OBP: 0.444, SLG: 0.625	K		1-2 1B		CS	K		L6		3	0	1	0	0	2	1
33 Robbie Grossman, S (7, 9) OBP: 0.341, SLG: 0.400										1	0	0	0	0	0	0
4 Juan Uribe, R (1, 5) OBP: 0.333, SLG: 0.417		K	K			30 2B 55 1B		G6-3		3	1	1	0	0	2	2
39 Gio Urshela, R (7, 5) OBP: 0.359, SLG: 0.806										1	0	0	0	0	0	0
30 Tyler Naquin, L (1, 8) OBP: 0.500, SLG: 0.842		HR		HR		55 1B 2B		45 1B BB		3	3	3	2	0	0	0
7 Collin Cowgill, R (7, 8) OBP: 0.158, SLG: 0.229										0	0	0	0	1	0	0
55 Roberto Pérez, R (1, 2) OBP: 0.265, SLG: 0.438		K		K		1B		1B		3	0	1	2	0	2	0
45 Adam Moore, R (7, 2) OBP: 0.500, SLG: 0.615										1	0	1	0	0	0	0
Inning Stats	R: 2 H: 2 E: 0 LOB: 1 K: 1 BB: 1 S: 10 P: 16	R: 1 H: 1 E: 0 LOB: 0 K: 2 BB: 0 S: 9 P: 9	R: 1 H: 3 E: 0 LOB: 2 K: 2 BB: 0 S: 10 P: 10	R: 1 H: 1 E: 0 LOB: 0 K: 1 BB: 0 S: 7 P: 8	R: 0 H: 0 E: 0 LOB: 0 K: 0 BB: 1 S: 2 P: 7	R: 2 H: 3 E: 0 LOB: 1 K: 2 BB: 0 S: 10 P: 10	R: 0 H: 0 E: 1 LOB: 0 K: 0 BB: 0 S: 3 P: 3	R: 0 H: 1 E: 0 LOB: 2 K: 0 BB: 1 S: 4 P: 8		1B: 5 SF: 0 2B: 1 SAC: 0 3B: 1 DP: 1 HR: 4 HBP: 0						

PITCHER		IP	WLS	BF	H	R	ER	SO	BB	IBB	HBP	BLK	WP	HR	S	P	ERA	WHIP
39 Kris Medlen, R ERA: 6.57	(1, 1)	3.1		18	7	5	5	6	1	0	0	0	0	4	34	41	13.50	2.400
52 Brian Duensing, L ERA: 2.35	(4, 1)	0.2	H	2	0	0	0	0	0	0	0	0	0	0	2	2	0.00	0.000
17 Wade Davis, R ERA:	(5, 1)	1.0	H	3	0	0	0	0	1	0	0	0	0	0	2	7	0.00	1.000
44 Luke Hochevar, R ERA: 2.57	(6, 1)	1.0	L	6	3	2	2	2	0	0	0	0	0	0	10	10	18.00	3.000
67 Chien-Ming Wang, R ERA: 2.7	(7, 1)	1.0		3	0	0	0	0	0	0	0	0	0	0	3	3	0.00	0.000

PITCHER		IP	WLS	BF	H	R	ER	SO	BB	IBB	HBP	BLK	WP	HR	S	P	ERA	WHIP
59 David Huff, L ERA: 4.91	(8, 1)	1.0		5	1	0	0	0	1	0	0	0	0	0	4	8	0.00	2.000

BOTTOM

Kansas City Royals @ Cleveland Indians

Goodyear Ballpark, Goodyear, AZ

Wed Mar 23 2016, 4:08 PM - 7:00 PM EDT

Att. 6,786 - Sunny - 72 F

livebaseballscorecards.com

AB	34
R	7
H	11
RBI	7
BB	3
SO	8
LOB	9

1B: 5 SF: 0
2B: 1 SAC: 0
3B: 1 DP: 1
HR: 4 HBP: 0

WP: 0 PA: 38
PB: 0
SB: 0
CS: 1

Batter	1	2	3	4	5	6	7	8	9	AB	R	H	RBI	BB	SO	LOB
31 Joc Pederson, L (1, 8) OBP: 0.326, SLG: 0.415	C X 0-1 ① F9		S S S 0-3 ② K		S S S 0-3 ② K		X 0-0 ② G1 1-2		B B B 4-0 0 1B 83 2B BB	4	0	0	0	0	2	2
64 Rico Noel, R (7, 8) OBP: 0.389, SLG: 0.367										0	1	0	0	1	0	0
66 Yasiel Puig, R (1, 9) OBP: 0.343, SLG: 0.533	S S S 0-3 ② K		X 0-0 ③ 1B		X 0-0 ③ G1-3		X 0-0 83 WP 2-H 2B		X 0-0 83 2B 1-2 88 SF8 1B	4	0	2	1	0	1	1
0 Devan Ahart, L (7, 9) OBP: 0.333, SLG: 0.333										1	1	1	0	0	0	0
10 Justin Turner, R (1, 5) OBP: 0.647, SLG: 1.133	X 0-0 2B			X 0-0 ① F8		X 0-0 33 F9 23 BB 1B	B B B B 4-0 23 FC5-4 2-3 BB		X 0-0 88 SF8 1-3 2-H 17 1B 2B	3	0	2	0	0	0	0
83 Rob Segedin, R (7, PH) (7, 3)										1	1	1	1	1	0	0
23 Adrián González, L (1, 3) OBP: 0.259, SLG: 0.333	X 0-0 ③ F8			X 0-0 ② G6-3		B B B B 4-0 1-2 BB	X 0-0 ③ FC5-4 1-2f		X 0-0 ① SF8 2-3 3-H	3	0	0	0	1	0	3
88 Mike Ahmed, R (7, 5)										0	0	0	1	0	0	0
33 Scott Van Slyke, R (1, 10) OBP: 0.476, SLG: 0.743		X 0-0 2B		B B B B 4-0 BB		X 0-0 ① F9 2-3		C C C 0-3 ① K	B B B B 4-0 17 1B BB	3	0	1	0	2	1	2
17 A.J. Ellis, R (1, 2) OBP: 0.250, SLG: 0.286		S S S 0-3 ① K		X 0-0 ③ G1-3		C C C 0-3 ② K		X 0-0 48 1B	X 0-0 1-2 3-H 1B	5	0	2	1	0	2	4
42 Austin Barnes, R (9, 2) OBP: 0.372, SLG: 0.583										0	0	0	0	0	0	0
14 Enrique Hernández, R (1, 6) OBP: 0.222, SLG: 0.300		X 0-0 ② P3			B B B B 4-0 21 2B BB	X 0-0 ③ L9		C C C 0-3 ② K	S S S 0-3 ② K	2	1	0	0	1	0	3
6 Charlie Culberson, R (7, 6) OBP: 0.263, SLG: 0.472										2	0	0	0	0	2	3
48 Elian Herrera, S (1, 4) OBP: 0.200, SLG: 0.275		X 0-0 ③ L5			S S S 0-3 ① K		X 0-0 ① G3-1	X 0-0 21 FC6-4 1-2 1B	X 0-0 ③ F7	5	0	1	0	0	1	4
21 Trayce Thompson, R (1, 7) OBP: 0.250, SLG: 0.415			X 0-0 ① G5-3		X 0-0 1-H 2B		X 0-0 31 G1 66 2B 1B	X 0-0 ③ FC6-4 1-2f		4	1	2	1	0	0	2
88 Logan Landon, R (8, 7)										0	0	0	0	0	0	0
Inning Stats	R: 0 E: 0 K: 1 S: 7 H: 1 LOB: 1 BB: 0 P: 7	R: 0 E: 0 K: 1 S: 6 H: 1 LOB: 1 BB: 0 P: 6	R: 0 E: 0 K: 1 S: 5 H: 1 LOB: 1 BB: 0 P: 5	R: 0 E: 0 K: 0 S: 3 H: 0 LOB: 1 BB: 1 P: 7	R: 1 E: 0 K: 2 S: 8 H: 1 LOB: 1 BB: 1 P: 12	R: 0 E: 0 K: 1 S: 6 H: 1 LOB: 2 BB: 1 P: 10	R: 1 E: 0 K: 0 S: 5 H: 2 LOB: 2 BB: 1 P: 9	R: 0 E: 0 K: 2 S: 9 H: 2 LOB: 2 BB: 0 P: 9	R: 3 E: 0 K: 1 S: 8 H: 3 LOB: 2 BB: 2 P: 16	1B: 7 2B: 5 3B: 0 HR: 0 SF: 1 SAC: 0 DP: 0 HBP: 0						

PITCHER		IP	WLS	BF	H	R	ER	SO	BB	IBB	HBP	BLK	WP	HR	S	P	ERA	WHIP
47 Trevor Bauer, R ERA: 3.21	(1, 1)	5.0		20	4	1	1	5	2	0	0	0	0	0	29	37	1.80	1.200
62 Joba Chamberlain, R ERA: 3.38	(6, 1)	1.0	H	5	1	0	0	1	1	0	0	0	0	0	6	10	0.00	2.000
27 Bryan Shaw, R ERA: 9.45	(7, 1)	1.0		6	2	1	1	0	1	0	0	0	1	0	5	9	9.00	3.000
61 Dan Otero, R ERA: 4.66	(8, 1)	1.2	B	12	5	3	3	3	2	0	0	0	0	0	16	24	16.20	4.200
61 Dan Otero, R ERA: 4.66	(9, 1)	1.2	B	12	5	3	3	3	2	0	0	0	0	0	16	24	16.20	4.200

PITCHER		IP	WLS	BF	H	R	ER	SO	BB	IBB	HBP	BLK	WP	HR	S	P	ERA	WHIP
67 Jarrett Grube, R ERA:	(9, 1)	0.1		1	0	0	0	0	0	0	0	0	0	0	1	1	0.00	0.000

TOP

Los Angeles Dodgers @ Cleveland Indians

Goodyear Ballpark, Goodyear, AZ

Thu Mar 24 2016, 10:07 PM - 1:37 AM EDT

Att. 9,487 - Clear - 77 F

livebaseballscorecards.com

AB	37
R	5
H	12
RBI	5
BB	6
SO	9
LOB	24

WP: 1 PB: 0 SB: 0 CS: 0 PA: 44

Batter	1	2	3	4	5	6	7	8	9	AB	R	H	RBI	BB	SO	LOB
20 Rajai Davis, R (1, 8) OBP: 0.211, SLG: 0.194 96 Bradley Zimmer, L (7, 8) OBP: 0.600, SLG: 0.750	P4	FC5-2-5-1 22 BB 1-2 3-H		FC6-4 12 S 1-2f 2-3		F8 2-3		1 G6-3 8 FC3-2 2B		4 1	0 0	0 1	0 0	0 0	0 0	6 0
22 Jason Kipnis, L (1, 4) OBP: 0.304, SLG: 0.581 1 Michael Martinez, S (7, 4) OBP: 0.273, SLG: 0.515 (9, 6)	12 1B 2B	BBBB 4-0 1-2 2-3 BB		SSS K	BSSS K 1-2 3-H	G6-3 2-3				3 1	1 0	1 0	1 0	0 0	2 0	3 1
12 Francisco Lindor, S (1, 6) OBP: 0.348, SLG: 0.500 92 Ivan Castillo, S (7, 6) 8 Lonnie Chisenhall, L (8, PH) OBP: 0.125, SLG: 0.045 61 Dan Otero, R (9, 1) 67 Jarrett Grube, R (9, 1)	2-H 1B	SSS K	CSS K2-3 1-2	26 1B 2-H 2B	FC3-2 3-H					4 0 1 0 0	1 0 0 0 0	2 0 0 0 0	2 0 0 0 0	0 0 0 0 0	2 0 0 0 0	5 0 1 0 0
26 Mike Napoli, R (1, 3) OBP: 0.523, SLG: 0.730 36 Jesús Aguilar, R (7, 3) OBP: 0.244, SLG: 0.297	SSS K	SSS K	6 E 6 FC5 1B	6 1B 2-H 1B	G6-3					4 1	0 0	2 0	1 0	0 0	2 0	1 1
6 Marlon Byrd, R (1, 10) OBP: 0.462, SLG: 0.667 94 Tyler Krieger, S (9, 4)	G5-3	2B	FC5 24 G6-4-3 1-3	1-2 1B			G3		4 1	0 0	2 0	0 0	0 0	0 0	2 0	
4 Juan Uribe, R (1, 5) OBP: 0.313, SLG: 0.438 89 Yhoxian Medina, R (7, 5) OBP: 0.500, SLG: 0.500	7 3B 2B	SSS K	P6	F7			SSS K		4 1	1 0	1 0	0 0	0 0	1 1	5 0	
24 Joey Butler, R (1, 7) OBP: 0.289, SLG: 0.441 45 Adam Moore, R (8, 2) OBP: 0.467, SLG: 0.571	G5-3	SSS K	G6-4-3 1-2f				F9		4 1	0 0	0 0	0 0	0 0	2 0	4 0	
7 Collin Cowgill, R (1, 9) OBP: 0.214, SLG: 0.342 93 Bobby Ison, L (8, 7)	20 FC5-2-5-1 2-H 3B	20 FC6-4 2B	BBBB 4-0 20 F8 55 S 22 WP BB	SST 0-2 K						3 0	1 0	2 0	1 0	1 0	1 0	0 0
55 Roberto Pérez, R (1, 2) OBP: 0.324, SLG: 0.438 91 Clint Frazier, R (7, PH) (8, 9)	BBBB 4-0 22 BB 20 FC5-2-5-1 BB	BBBB 4-0 20 FC6-4 BB	BBBBB 5-0 22 WP 12 2B 1-2 BB	SSC 0-3 K						0 1	1 0	0 0	0 0	3 0	0 1	0 0
Inning Stats	R: 1 E: 0 K: 1 S: 7 H: 2 LOB: 1 BB: 0 P: 7	R: 1 E: 0 K: 1 S: 7 H: 2 LOB: 3 BB: 2 P: 15	R: 0 E: 0 K: 3 S: 10 H: 1 LOB: 1 BB: 0 P: 10	R: 0 E: 0 K: 2 S: 8 H: 1 LOB: 2 BB: 1 P: 12	R: 0 E: 1 K: 0 S: 4 H: 1 LOB: 1 BB: 0 P: 4	R: 3 E: 0 K: 1 S: 8 H: 3 LOB: 2 BB: 2 P: 18	R: 0 E: 0 K: 3 S: 9 H: 0 LOB: 0 BB: 0 P: 9	R: 0 E: 0 K: 0 S: 4 H: 1 LOB: 1 BB: 0 P: 4	R: 0 E: 0 K: 1 S: 5 H: 0 LOB: 0 BB: 0 P: 5	1B: 4 2B: 6 3B: 1 HR: 0 SF: 0 SAC: 0 DP: 1 HBP: 0						

BOTTOM

Los Angeles Dodgers @ Cleveland Indians

Goodyear Ballpark, Goodyear, AZ

Thu Mar 24 2016, 10:07 PM - 1:37 AM EDT

Att. 9,487 - Clear - 77 F

livebaseballscorecards.com

AB	38
R	5
H	11
RBI	4
BB	5
SO	12
LOB	29

WP: 1 PA: 43
PB: 0
SB: 2
CS: 0

PITCHER		IP	WLS	BF	H	R	ER	SO	BB	IBB	HBP	BLK	WP	HR	S	P	ERA	WHIP
22 Clayton Kershaw, L ERA: 2.25	(1, 1)	5.0		25	7	2	2	7	3	0	0	0	0	0	36	48	3.60	2.000
55 Joe Blanton, R ERA: 3.6	(6, 1)	0.1		3	0	2	2	0	2	0	0	0	0	0	1	10	54.00	6.000
56 J.P. Howell, L ERA: 10.13	(6, 1)	0.1		2	1	0	0	1	0	0	0	0	1	0	4	5	0.00	3.000
76 Jamey Wright, R ERA: 14.29	(6, 1)	0.1		3	2	1	1	0	0	0	0	0	0	0	3	3	27.00	6.000
74 Kenley Jansen, R ERA: 5.14	(7, 1)	1.0		3	0	0	0	3	0	0	0	0	0	0	9	9	0.00	0.000

PITCHER		IP	WLS	BF	H	R	ER	SO	BB	IBB	HBP	BLK	WP	HR	S	P	ERA	WHIP
41 Chris Hatcher, R ERA: 3.68	(8, 1)	1.0		4	1	0	0	0	0	0	0	0	0	0	4	4	0.00	1.000
91 Scott Barlow, R ERA:	(9, 1)	1.0		3	0	0	0	1	0	0	0	0	0	0	5	5	0.00	0.000

Batter	1	2	3	4	5	6	7	8	9	AB	R	H	RBI	BB	SO	LOB
30 Tyler Naquin, L (1, 8) OBP: 0.522, SLG: 0.905 91 Nathan Lukes, L (8, 9)	F FF 92 C FF 93 F FF 94 F FC 88 X FF 94 0-2 11 CS 1B		1 SAFE B SI 83 S FC 86 F FF 93 B FC 87 T 2-2 ② K			C FC 86 X FF 92 0-1 HR		F SL 85 B FF 95 S FF 94 B SI 96 X CH 84 2-2 41 G4-3 11 1B 1B	X CH 86 0-0 ② G6-3 3-H	4 1	1 0	3 0	1 0	0 0	1 0	1 0
11 José Ramírez, S (1, 4) OBP: 0.400, SLG: 0.717 (7, 7) 92 Bryson Myles, R (8, 7)	F FF 93 B CU 84 B FC 86 B FF 91 S FF 92 X 3-2 ①② F8 1-2		B FC 84 F FF 92 F FC 86 F FF 94 F CU 75 X FC 87 1-2 ③ F7			C FF 93 B FC 88 B CH 87 B FF 93 F FF 93 X FF 94 3-2 ① F8		C FF 95 X FF 94 0-1 41 G4-3 1-2 1B	C SL 85 B SI 94 B SI 94 C SL 83 S SL 86 2-3 ③ K	4 1	0 0	1 0	0 0	0 0	0 1	2 0
41 Carlos Santana, S (1, 3) OBP: 0.348, SLG: 0.476 97 Nellie Rodriguez, R (8, 3) OBP: 0.400, SLG: 0.250	X 0-0 ③ L5			X FF 92 0-0 ① F8		C FF 93 X FF 94 0-1 ② F8		B CH 84 S FF 96 T FF 95 X SI 97 1-2 ② G4-3 1-2 2-3		4 0	0 0	0 0	0 0	0 0	0 0	2 0
10 Yan Gomes, R (1, 2) OBP: 0.316, SLG: 0.559 63 Guillermo Quiroz, R (7, 2) OBP: 0.200, SLG: 0.200		C FF 93 H FC 86 1-1 38 G4-6-3 HBP		B CU 75 C SI 92 F FF 92 X CH 83 1-2 E3 38 FC4-6		B CU 76 S FF 93 X FF 93 1-1 ③ G5-3		S SL 85 D SL 85 X FF 94 1-1 ③ P6		2 1	0 0	0 0	0 0	0 0	0 0	0 2
38 Will Venable, L (1, 9) OBP: 0.270, SLG: 0.133 92 Greg Allen, S (7, 9) OBP: 1.000, SLG: 1.000 (8, 8)		B FF 90 B FC 84 F FF 91 C FF 93 X CH 86 2-2 ①② G4-6-3 1-2f		B FF 92 X FC 85 1-0 ② FC4-6 1-2f			S FF 92 B FC 85 B FF 91 F F FC 88 S FF 94 2-3 ① K		C SI 94 F FF 91 B SL 85 B SL 84 B FF 94 X 3-2 95 G1-3 33 1B 91 HR 1B	3 1	0 1	0 1	0 1	0 0	1 0	2 0
33 Robbie Grossman, S (1, 10) OBP: 0.356, SLG: 0.395		B FF 92 B FC 84 B FF 92 B FF 92 4-0 BB		1 SAFE X 0-0 ③ L1			B FF 93 C FC 86 C FF 93 S FC 85 1-3 ② K		F SI 94 B CH 87 X SI 95 1-1 95 G1-3 91 HR 1-2 1B	3 1	1 1	1 1	0 1	1 1	1 1	1 1
39 Gio Urshela, R (1, 5) OBP: 0.357, SLG: 0.769 95 Yandy Díaz, R (7, 5) OBP: 0.400, SLG: 0.333		B FF 92 1 SAFE X FF 92 1-0 ③ P4			X CU 77 0-0 ① P3		C SI 93 C FF 93 X 0-2 1B		F FF 94 C SI 95 B SI 95 D SL 86 X SI 95 2-2 ① G1-3 1-2 2-3	3 1	0 0	1 0	0 0	0 0	0 0	1 2
79 Todd Hankins, R (1, 7) OBP: 0.316, SLG: 0.333 (7, 4) 91 Ronny Rodríguez, R (8, 4) OBP: 0.333, SLG: 1.333			C FF 92 F CU 77 X CU 74 0-2 1B		C FF 93 B FF 93 F CU 77 B FF 95 B FF 95 S FF 92 3-3 ② K		C FF 93 S FF 94 S SL 83 0-3 ③ K		X FF 96 0-0 2-H 3-H HR	3 1	0 1	1 1	0 3	0 0	2 0	1 0
78 Erik González, R (1, 6) OBP: 0.200, SLG: 0.184 87 Yu Chang, R (8, 6) OBP: 1.000, SLG: 3.000			1 SAFE 1 SAFE B S FF 91 D CU 77 F X 2-2 ① L9		F FF 93 S FF 94 F FF 94 F FF 94 B CU 77 X FF 95 1-2 ③ G4-3			B FF 95 B FF 94 F SL 84 F X 2-2 ① G5-3	F FF 94 B SL 86 B SI 94 X SI 94 2-1 91 G6-3 3B	3 1	0 1	0 1	0 1	0 0	0 0	1 0
Inning Stats	R: 0 E: 0 K: 0 S: 9 H: 1 LOB: 0 BB: 0 P: 12	R: 0 E: 0 K: 0 S: 5 H: 0 LOB: 1 BB: 1 P: 13	R: 0 E: 0 K: 1 S: 14 H: 1 LOB: 1 BB: 0 P: 19	R: 0 E: 1 K: 0 S: 6 H: 0 LOB: 1 BB: 0 P: 8	R: 0 E: 0 K: 1 S: 9 H: 0 LOB: 0 BB: 0 P: 13	R: 1 E: 0 K: 0 S: 9 H: 1 LOB: 0 BB: 0 P: 13	R: 0 E: 0 K: 3 S: 13 H: 1 LOB: 1 BB: 0 P: 16	R: 0 E: 0 K: 0 S: 13 H: 2 LOB: 2 BB: 0 P: 19	R: 4 E: 0 K: 1 S: 15 H: 4 LOB: 0 BB: 0 P: 25	1B: 7 2B: 0 3B: 1 HR: 2 SF: 0 SAC: 0 DP: 1 HBP: 1						

PITCHER		IP	WLS	BF	H	R	ER	SO	BB	IBB	HBP	BLK	WP	HR	S	P	ERA	WHIP
26 Shelby Miller, R ERA: 2.16	(1, 1)	6.2	W	24	3	1	1	4	1	0	1	0	0	1	59	88	1.35	0.600
40 Andrew Chafin, L ERA: 8.1	(7, 1)	0.1	H	2	1	0	0	1	0	0	0	0	0	0	6	6	0.00	3.000
41 Daniel Hudson, R ERA: 2.08	(8, 1)	1.0		5	2	0	0	0	0	0	0	0	0	0	13	19	0.00	2.000
50 Evan Marshall, R ERA: 4.5	(9, 1)	1.0		7	4	4	4	1	0	0	0	0	0	1	15	25	36.00	4.000

PITCHER	IP	WLS	BF	H	R	ER	SO	BB	IBB	HBP	BLK	WP	HR	S	P	ERA	WHIP

TOP

Cleveland Indians @ Arizona Diamondbacks

Salt River Fields at Talking Stick, Scottsdale, AZ

Fri Mar 25 2016, 4:13 PM - 7:05 PM EDT

Att. 13,379 - Sunny - 81 F

livebaseballscorecards.com

AB	36
R	5
H	10
RBI	5
BB	1
SO	6
LOB	15

BOTTOM

Cleveland Indians @ Arizona Diamondbacks

Salt River Fields at Talking Stick, Scottsdale, AZ

Fri Mar 25 2016, 4:13 PM - 7:05 PM EDT

Att. 13,379 - Sunny - 81 F

livebaseballscorecards.com

Batter	1	2	3	4	5	6	7	8	9	AB	R	H	RBI	BB	SO	LOB
30 Sócrates Brito, L (1, 8) OBP: 0.385, SLG: 0.500	B SI 91 X SI 90 1-0 27 CS 1B		C CU 80 X CH 84 0-1 27 CS 1B		B FF 90 C SI 91 C FC 86 X CU 81 1-2 ③ G4-3		B FF 90 F CU 84 F CH 84 B FF 92 X CU 80 2-2 ① L8 2-3	B CU 81 X FF 94 1-0 ③ G6-3		4	0	2	0	0	0	2
88 Colin Bray, S (8, 8)										1	0	0	0	0	0	1
27 Brandon Drury, R (1, 4) OBP: 0.400, SLG: 0.660	B SI 90 B SL 87 X SI 92 2-0 ① 44 G4-3 2B 1-2		1 SAFE C CU 86 B FF 91 B FF 91 X 2-1 ②③ G5-3 1-2			B CU 77 C FC 86 F SI 91 B SI 92 F CU 82 X FC 86 2-2 6 1B 44 1B 7 SF8 1B	S SI 91 X FF 91 0-1 4 E 4 E 1B 3-H			4	2	3	1	0	0	1
44 Paul Goldschmidt, R (1, 3) OBP: 0.364, SLG: 0.458	B SI 91 C FF 91 X FC 88 1-1 ② G4-3 2-3			X FF 90 0-0 ① G6-3		B FF 91 C CU 79 X FF 92 1-1 7 SF8 6 1B 22 1B 1B 1-2	C SI 89 S CH 88 S SL 76 0-3 ② K			3	1	1	0	0	0	1
1 Joaquin Arias, R (7, 3) OBP: 0.313, SLG: 0.290										1	0	0	0	0	1	1
6 David Peralta, L (1, 9) OBP: 0.327, SLG: 0.304	B SI 91 S FC 87 B FF 92 S CH 86 D CH 86 C CU 82 3-3 ③ K			B FF 90 B FF 90 X FC 87 2-0 7 FC2-4 1B		B FF 92 B CU 86 B FF 92 X SI 92 3-0 7 SF8 22 1B 1B 1-2 2-3	C SI 89 X CH 84 0-1 E5 1-H			3	1	2	0	0	1	1
4 Jason Bourgeois, R (7, 9) OBP: 0.286, SLG: 0.458										1	0	0	0	0	0	0
7 Welington Castillo, R (1, 2) OBP: 0.486, SLG: 1.033		C SI 90 S CU 81 C FF 93 0-3 ① K		X SI 90 0-0 ② FC2-4 1-2f		F FF 92 F SI 90 D CU 82 F CU 82 B FF 93 X FF 93 2-2 ① SF8 1-2 2-3 3-H	C SI 88 F CH 84 B CH 82 B SI 88 F SL 76 F CH 83 B SI 90 F SI 90 X SI 89 3-2 ③ F9			3	0	0	1	0	1	2
70 Brett Hayes, R (8, 2) OBP: 0.348, SLG: 0.263										0	0	0	0	0	0	0
22 Jake Lamb, L (1, 5) OBP: 0.481, SLG: 0.659		X CU 85 0-0 HR		B FF 91 X CH 83 1-0 ③ F7		C FF 92 B FC 86 F CH 84 B CU 82 X SI 92 2-2 2-H 3-H 1B		B FF 94 B FF 94 F X 2-1 10 2B 2B		3	1	2	3	0	0	1
15 Phil Gosselin, R (7, 5) OBP: 0.435, SLG: 0.625										1	1	1	0	0	0	0
24 Yasmany Tomás, R (1, 7) OBP: 0.462, SLG: 0.640		B SI 91 S CU 86 B FF 92 S CU 86 C SI 91 2-3 ② K			S SI 90 C FF 92 B CU 83 F CU 82 X FF 93 1-2 10 G3-6-1 1B	X FC 87 0-0 ② F9		B FC 85 X FF 87 1-0 ① P2		3	0	1	0	0	1	1
14 Peter O'Brien, R (7, 7) OBP: 0.309, SLG: 0.547										1	0	0	0	0	0	1
10 Chris Herrmann, L (1, 10) OBP: 0.385, SLG: 0.500		B FF 91 S CH 84 C FF 91 B CU 81 F FF 93 S CU 82 2-3 ③ K			X CU 84 0-0 ①② G3-6-1 1-2f	B FF 90 D CH 87 C FF 91 C FF 92 F CU 82 F FF 92 X CH 84 2-2 ③ P5		B FF 94 B CU 81 T FF 94 B FF 95 F FF 95 F FF 94 X FF 93 3-2 2-H 2B		4	0	1	1	0	1	2
13 Nick Ahmed, R (1, 6) OBP: 0.404, SLG: 0.706			C SI 90 B SI 90 X FC 86 1-1 ① G5-3		C CU 79 X FF 92 0-1 1B		L FF 90 B CU 77 X 1-1 30 E 27 1B 2B	B CU 80 X FF 94 1-0 ② L7		3	1	2	0	0	0	0
76 Jack Reinheimer, R (8, 6) OBP: 0.455, SLG: 0.636										1	0	0	0	0	0	1

Inning Stats	1	2	3	4	5	6	7	8	9
	R: 0 H: 2 E: 0 LOB: 1 K: 1 BB: 0 S: 7 P: 14	R: 1 H: 1 E: 0 LOB: 0 K: 3 BB: 0 S: 11 P: 15	R: 0 H: 1 E: 0 LOB: 0 K: 0 BB: 0 S: 6 P: 9	R: 0 H: 1 E: 0 LOB: 1 K: 0 BB: 0 S: 4 P: 7	R: 0 H: 2 E: 0 LOB: 1 K: 0 BB: 0 S: 10 P: 12	R: 3 H: 4 E: 0 LOB: 1 K: 0 BB: 0 S: 20 P: 32	R: 2 H: 2 E: 2 LOB: 1 K: 1 BB: 0 S: 18 P: 24	R: 1 H: 2 E: 0 LOB: 1 K: 0 BB: 0 S: 9 P: 17	

1B: 10 SF: 1
2B: 4 SAC: 0
3B: 0 DP: 1
HR: 1 HBP: 0

WP: 0 PA: 37
PB: 0
SB: 0
CS: 2

	AB	36
	R	7
	H	15
	RBI	6
	BB	0
	SO	5
	LOB	15

PITCHER	IP	WLS	BF	H	R	ER	SO	BB	IBB	HBP	BLK	WP	HR	S	P	ERA	WHIP
28 Corey Kluber, R (1, 1) ERA: 2.21	6.1	L	29	13	6	4	4	0	0	0	0	0	1	65	99	5.68	2.053
50 Tom Gorzelanny, L (7, 1) ERA: 3.52	0.2		3	0	0	0	1	0	0	0	0	0	0	11	14	0.00	0.000
34 Zach McAllister, R (8, 1) ERA: 1.5	1.0		5	2	1	1	0	0	0	0	0	0	0	9	17	9.00	2.000

PITCHER	IP	WLS	BF	H	R	ER	SO	BB	IBB	HBP	BLK	WP	HR	S	P	ERA	WHIP

Cleveland Indians @ Cincinnati Reds

Goodyear Ballpark, Goodyear, AZ

Sat Mar 26 2016, 4:09 PM - 6:42 PM EDT

Att. 6,309 - Sunny - 79 F

livebaseballscorecards.com

TOP

Batter	1	2	3	4	5	6	7	8	9	AB	R	H	RBI	BB	SO	LOB
20 Rajai Davis, R (1, 8) OBP: 0.238, SLG: 0.275 96 Jordan Smith, L (8, 7)	B X 1-0 22 G4-3 12 G3 2B		X 0-0 ③ F8		X 0-0 ③ G6-3			X 0-0 1 G4-3 2B		4	1	2	0	0	0	1
										0	0	0	0	0	0	0
22 Jason Kipnis, L (1, 4) OBP: 0.306, SLG: 0.565 1 Michael Martinez, S (6, 4) OBP: 0.265, SLG: 0.500	X 0-0 ① G4-3 2-3			S S S 0-3 ① K		X 0-0 12 G6-3 1B		X 0-0 ① G4-3 2-3		3	0	1	0	0	1	1
										1	0	0	0	0	0	1
12 Francisco Lindor, S (1, 6) OBP: 0.360, SLG: 0.511 89 Yhoxian Medina, R (8, PR) OBP: 0.500, SLG: 0.500 (8, 5)	X 0-0 ② G3 3-H			X 0-0 2B		X 0-0 ①② G6-3 1-2f		B B B B 4-0 BB		3	0	1	1	1	0	1
										0	0	0	0	0	0	0
26 Mike Napoli, R (1, 3) OBP: 0.511, SLG: 0.775 55 Roberto Pérez, R (7, 2) OBP: 0.316, SLG: 0.424	X 0-0 ③ G6-3			C C C 0-3 ② K		S X 0-1 HR		C C C 0-3 ② K		3	1	1	1	0	1	1
										1	0	0	0	0	1	2
41 Carlos Santana, S (1, 10) OBP: 0.340, SLG: 0.522		X 0-0 ① G6-3		X 0-0 ③ F7		B S X 1-1 HR		X 0-0 ③ F7		4	1	1	1	0	0	3
10 Yan Gomes, R (1, 2) OBP: 0.317, SLG: 0.622 97 Joe Sever, R (7, 3)		X 0-0 ② F8			B B S B X 3-1 HR	X 0-0 ③ F8			S S S 0-3 ① K	3	1	1	1	0	0	0
										1	0	0	0	0	1	0
6 Marlon Byrd, R (1, 7) OBP: 0.500, SLG: 0.800 91 Clint Frazier, R (7, PR) (7, 9) (8, 8)		S S S 0-3 ③ K			X 0-0 4 G4-3 2B	X 0-0 ④ FC6-5 2B			X 0-0 ② F8	3	0	2	0	0	1	0
										1	0	0	0	0	0	0
4 Juan Uribe, R (1, 5) OBP: 0.263, SLG: 0.368 79 Todd Hankins, R (7, PR) OBP: 0.300, SLG: 0.316 (7, 7) (8, 9)			S S S 0-3 ① K		X 0-0 ① G4-3 2-3	X 0-0 ① FC6-5 7 G6-4-3 2-3			S S S 0-3 ③ K	3	0	0	0	0	1	2
										1	0	0	0	0	1	0
7 Collin Cowgill, R (1, 9) OBP: 0.200, SLG: 0.317 11 José Ramírez, S (7, 5) OBP: 0.400, SLG: 0.717 (8, 6)			X 0-0 ② G6-3		C C C 0-3 ② K	X 0-0 ②③ G6-4-3 1-2f				3	0	0	0	0	1	3
										0	0	0	0	0	0	0
Inning Stats	R: 1 E: 0 K: 0 S: 4 H: 1 LOB: 0 BB: 0 P: 5	R: 0 E: 0 K: 1 S: 5 H: 0 LOB: 0 BB: 0 P: 5	R: 0 E: 0 K: 1 S: 5 H: 0 LOB: 0 BB: 0 P: 5	R: 0 E: 0 K: 2 S: 8 H: 1 LOB: 1 BB: 0 P: 8	R: 1 E: 0 K: 1 S: 8 H: 2 LOB: 1 BB: 0 P: 11	R: 2 E: 0 K: 0 S: 7 H: 3 LOB: 0 BB: 0 P: 8	R: 0 E: 0 K: 0 S: 3 H: 1 LOB: 2 BB: 0 P: 3	R: 0 E: 0 K: 1 S: 6 H: 1 LOB: 2 BB: 1 P: 10	R: 0 E: 0 K: 2 S: 7 H: 0 LOB: 0 BB: 0 P: 7	1B: 1 2B: 5 3B: 0 HR: 3	SF: 0 SAC: 0 DP: 2 HBP: 0						

	AB	34
	R	4
	H	9
	RBI	4
	BB	1
	SO	8
	LOB	15

WP: 0 PB: 0 SB: 0 CS: 0 PA: 35

PITCHER		IP	WLS	BF	H	R	ER	SO	BB	IBB	HBP	BLK	WP	HR	S	P	ERA	WHIP
81 Tim Melville, R ERA: 5.71	(1, 1)	6.0		24	7	4	4	5	0	0	0	0	0	3	37	42	6.00	1.167
36 Blake Wood, R ERA: 8.18	(7, 1)	1.2	W	7	2	0	0	1	1	0	0	0	0	0	8	12	0.00	1.800
52 Tony Cingrani, L ERA: 0.87	(8, 1)	1.1	S	4	0	0	0	2	0	0	0	0	0	0	8	8	0.00	0.000

PITCHER		IP	WLS	BF	H	R	ER	SO	BB	IBB	HBP	BLK	WP	HR	S	P	ERA	WHIP

Batter	1	2	3	4	5	6	7	8	9	AB	R	H	RBI	BB	SO	LOB
9 José Peraza, R (1, 4) OBP: 0.340, SLG: 0.447	F9		FC3-5 1-2 2-3f		G6-3 2 19 WP 2 S 2-3 1B		2B 1-3 1B	G6-3		5	2	2	0	0	0	2
2 Zack Cozart, R (1, 10) OBP: 0.385, SLG: 0.522	19 G1-6-3 BB		F8		G6-3 1-3 3-H		55 SH5-3 43 1B 1-H 3-H 2B			3	1	1	3	1	0	3
19 Joey Votto, L (1, 3) OBP: 0.458, SLG: 0.514 46 Seth Mejias-Brean, R (7, 3) OBP: 0.462, SLG: 0.364	G1-6-3 1-2f		F7		7 WP 3-H 1B		55 SH5-3 43 E BB			3 0	0 1	1 0	0 0	0 1	0 0	3 0
32 Jay Bruce, L (1, 9) OBP: 0.348, SLG: 0.500 55 Narciso Crook, R (7, 9) OBP: 0.000, SLG: 0.000		G6-3		F8	K		SH5-3 1-2 2-3			3 0	0 0	0 0	0 0	0 0	1 0	1 0
7 Eugenio Suárez, R (1, 5) OBP: 0.423, SLG: 0.609		K		HR	1-2 K		F9			4	1	1	1	0	2	3
43 Scott Schebler, L (1, 7) OBP: 0.327, SLG: 0.523		2B		E4 30 G5-3		30 FC3-6 BB	E6 2-H 3-H 1B			3	0	2	1	1	0	0
30 Jake Cave, L (1, 8) OBP: 0.320, SLG: 0.333		F7		G5-3 1-2		FC3-6 37 G6-4-3 1-2f	G4-3			4	0	0	0	0	0	4
37 Ramón Cabrera, S (1, 2) OBP: 0.188, SLG: 0.344 88 Joe Hudson, R (8, 2) OBP: 0.071, SLG: 0.143			FC3-5 9 6 E 1B	G3		G6-4-3 1-2f		F8		3 1	0 0	1 0	0 0	0 0	0 0	2 0
6 Blake Trahan, R (1, 6) OBP: 0.409, SLG: 0.571			FC6 9 FC3-5 1-2		9 1B 2 G6-3 2B		9 1B 2 2B 1B	K		4	2	2	0	0	1	1
Inning Stats	R: 0 E: 0 K: 0 S: 2 H: 0 LOB: 0 BB: 1 P: 6	R: 0 E: 0 K: 1 S: 6 H: 1 LOB: 1 BB: 0 P: 6	R: 0 E: 1 K: 0 S: 5 H: 1 LOB: 2 BB: 0 P: 5	R: 1 E: 1 K: 0 S: 7 H: 1 LOB: 1 BB: 0 P: 7	R: 2 E: 0 K: 2 S: 10 H: 3 LOB: 1 BB: 0 P: 13	R: 0 E: 0 K: 0 S: 2 H: 0 LOB: 0 BB: 1 P: 6	R: 4 E: 1 K: 0 S: 7 H: 4 LOB: 1 BB: 1 P: 11	R: 0 E: 0 K: 1 S: 5 H: 0 LOB: 0 BB: 0 P: 5		1B: 6 2B: 3 3B: 0 HR: 1 SF: 0 SAC: 1 DP: 2 HBP: 0						

PITCHER		IP	WLS	BF	H	R	ER	SO	BB	IBB	HBP	BLK	WP	HR	S	P	ERA	WHIP
59 Carlos Carrasco, R ERA: 4.0	(1, 1)	5.0		23	6	3	3	3	1	0	0	0	2	1	30	37	5.40	1.400
44 Ross Detwiler, L ERA: 3.86	(6, 1)	1.0	H	3	0	0	0	0	1	0	0	0	0	0	2	6	0.00	1.000
37 Cody Allen, R ERA: 8.59	(7, 1)	0.2	L	7	4	4	3	0	1	0	0	0	0	0	6	10	40.50	7.500
53 Jeff Manship, R ERA: 5.4	(7, 1)	1.1		4	0	0	0	1	0	0	0	0	0	0	6	6	0.00	0.000

PITCHER	IP	WLS	BF	H	R	ER	SO	BB	IBB	HBP	BLK	WP	HR	S	P	ERA	WHIP

BOTTOM

Cleveland Indians @ Cincinnati Reds

Goodyear Ballpark, Goodyear, AZ

Sat Mar 26 2016, 4:09 PM - 6:42 PM EDT

Att. 6,309 - Sunny - 79 F

livebaseballscorecards.com

AB	33
R	7
H	10
RBI	5
BB	3
SO	4
LOB	19

WP: 2 PA: 37
PB: 0
SB: 1
CS: 0

Milwaukee Brewers @ Cleveland Indians

Goodyear Ballpark, Goodyear, AZ

Sun Mar 27 2016, 4:07 PM - 7:04 PM EDT

Att. 5,038 - Sunny - 79 F

TOP

livebaseballscorecards.com

Batter	1	2	3	4	5	6	7	8	9	AB	R	H	RBI	BB	SO	LOB
2 Scooter Gennett, L (1, 10) OBP: 0.500, SLG: 1.100 Gilbert Lara, R (7, PH) (7, 10)	S S S 0-3 ① K		S X 0-1 ① 1-H HR			B S S B B X 3-2 ③ HR	X 0-0 ③ G4-3			3 2 2 3 0 1 0 1 0 0 0 0 0 3						
18 Ramón Flores, L (1, 8) OBP: 0.348, SLG: 0.405 7 Alex Presley, L (6, PR) OBP: 0.390, SLG: 0.611 (6, 8)	S S S 0-3 ② K		X 0-0 ① 16 1B 2B			X 0-0 ① 10 CS 1B		X 0-0 ① G4-3		3 0 2 0 0 1 0 1 0 0 0 0 0 0						
16 Domingo Santana, R (1, 9) OBP: 0.500, SLG: 0.606 23 Keon Broxton, R (6, 9) OBP: 0.422, SLG: 0.333	S C C 0-3 ③ K		X 0-0 ① 10 CS 2-3 1B			S S S 0-3 ① K		X 0-0 ② G5-3		3 0 1 0 0 2 1 1 0 0 0 0 0 0						
10 Kirk Nieuwenhuis, L (1, 7) OBP: 0.327, SLG: 0.409 Monte Harrison, R (6, 7)		X 0-0 ① P4	S 0-1 ③ CS 1-2	X 0-0 ① F9		B S S S 1-3 ②③ K 1-2		S S S 0-3 ③ K		3 0 0 0 0 1 1 1 0 0 0 0 1 0						
33 Chris Carter, R (1, 3) OBP: 0.327, SLG: 0.548 35 Shane Peterson, L (7, PR) OBP: 0.267, SLG: 0.346 (7, 3)		X 0-0 ② G5-3		X 0-0 ② F8			B B B B 4-0 9 FC9-6 BB		X 0-0 ① F7	2 0 0 0 1 0 0 1 0 0 0 0 0 0						
9 Aaron Hill, R (1, 5) OBP: 0.229, SLG: 0.186 7 Colin Walsh, S (7, PR) OBP: 0.400, SLG: 0.333 (7, 5)		S S S 0-3 ③ K		X 0-0 ③ F9			X 0-0 ① FC9-6 12 1B 5 BB 1-2f		S S S 0-3 ② K	3 0 0 0 0 1 1 1 0 0 0 0 1 0						
5 Jonathan Villar, S (1, 6) OBP: 0.240, SLG: 0.283 41 Jake Elmore, R (7, 6) OBP: 0.393, SLG: 0.348			X 0-0 ① B5-3		S S S 0-3 ① K		B B B B 4-0 12 1B 1-2 BB		X 0-0 ③ G6-3	2 0 0 0 1 1 0 1 0 0 0 0 0 0						
12 Martín Maldonado, R (1, 2) OBP: 0.351, SLG: 0.541 65 Josmil Pinto, R (7, 2) OBP: 0.389, SLG: 0.333			X 0-0 2 HR 1B		X 0-0 ② F9		X 0-0 1-2 2-3 1B			3 1 2 0 0 0 0 0 0 0 0 0 0 0						
14 Hernán Pérez, R (1, 4) OBP: 0.343, SLG: 0.471 91 Javier Betancourt, R (7, 4)			X 0-0 ② F8		X 0-0 ③ L3		S S S 0-3 ② K			3 0 0 0 0 1 4 0 0 0 0 0 0 0						
Inning Stats	R: 0 E: 0 K: 3 S: 9 H: 0 LOB: 0 BB: 0 P: 9	R: 0 E: 0 K: 1 S: 5 H: 0 LOB: 0 BB: 0 P: 5	R: 2 E: 0 K: 0 S: 8 H: 4 LOB: 1 BB: 0 P: 8	R: 0 E: 0 K: 0 S: 3 H: 0 LOB: 0 BB: 0 P: 3	R: 0 E: 0 K: 1 S: 5 H: 0 LOB: 0 BB: 0 P: 5	R: 1 E: 0 K: 2 S: 10 H: 2 LOB: 1 BB: 0 P: 14	R: 0 E: 0 K: 1 S: 6 H: 1 LOB: 3 BB: 2 P: 14	R: 0 E: 0 K: 1 S: 5 H: 0 LOB: 0 BB: 0 P: 5	R: 0 E: 0 K: 1 S: 5 H: 0 LOB: 0 BB: 0 P: 5	1B: 4 2B: 1 3B: 0 HR: 2 SF: 0 SAC: 0 DP: 0 HBP: 0						

	AB	32
	R	3
	H	7
	RBI	3
	BB	2
	SO	10
	LOB	10

WP: 0 PB: 0 SB: 0 CS: 2 PA: 35

PITCHER		IP	WLS	BF	H	R	ER	SO	BB	IBB	HBP	BLK	WP	HR	S	P	ERA	WHIP
56 Cody Anderson, R ERA: 5.5	(1, 1)	6.0	W	22	6	3	3	7	0	0	0	0	0	2	40	44	4.50	1.000
62 Joba Chamberlain, R ERA: 3.24	(7, 1)	0.1	H	3	0	0	0	0	2	0	0	0	0	0	1	9	0.00	6.000
53 Jeff Manship, R ERA: 5.0	(7, 1)	0.2	H	3	1	0	0	1	0	0	0	0	0	0	5	5	0.00	1.500
57 Kyle Crockett, L ERA: 1.86	(8, 1)	1.0		3	0	0	0	1	0	0	0	0	0	0	5	5	0.00	0.000
61 Dan Otero, R ERA: 4.22	(9, 1)	1.0		3	0	0	0	1	0	0	0	0	0	0	5	5	0.00	0.000

PITCHER	IP	WLS	BF	H	R	ER	SO	BB	IBB	HBP	BLK	WP	HR	S	P	ERA	WHIP

BOTTOM

Milwaukee Brewers @ Cleveland Indians

Goodyear Ballpark, Goodyear, AZ

Sun Mar 27 2016, 4:07 PM - 7:04 PM EDT

Att. 5,038 - Sunny - 79 F

livebaseballscorecards.com

Batter	1	2	3	4	5	6	7	8	9	AB	R	H	RBI	BB	SO	LOB
22 Jason Kipnis, L (1, 4) OBP: 0.321, SLG: 0.551 91 Ronny Rodríguez, R (7, 5) OBP: 0.250, SLG: 1.000	G4-3		F7		BB 11 G6-4-3 1-2 2-3	1B 11 1B 1-3 2-H		F9		3 1	0 0	1 0	1 0	1 0	0 0	1 0
11 José Ramírez, S (1, 7) OBP: 0.389, SLG: 0.680 79 Todd Hankins, R (7, 7) OBP: 0.333, SLG: 0.316	G4-3			F9	G6-4-3 1-2f 2-3 3-H	1B 1-3 3-H		BB 90 1B 7 HR		4 0	0 1	1 0	1 0	0 1	0 0	2 0
12 Francisco Lindor, S (1, 6) OBP: 0.389, SLG: 0.604 90 Mark Mathias, R (7, 4) OBP: 1.000, SLG: 1.000	BB 41 CS			2B 26 WP	HR 3-H	F8		1B 7 HR 1-2		3 1	1 1	2 1	2 0	1 0	0 0	2 0
41 Carlos Santana, S (1, 3) OBP: 0.352, SLG: 0.500 7 Collin Cowgill, R (7, PR) OBP: 0.217, SLG: 0.405 (8, 9)	CS 1-2	G4-3		P5	BB		BB 8 1B 26 WP 1 FC6	HR 1-H 2-H		2 1	0 2	0 1	0 3	2 0	0 0	1 0
26 Mike Napoli, R (1, 10) OBP: 0.490, SLG: 0.721 90 Dorssys Paulino, R (8, PH) (9, 10)		F8		BB 2-3	F7		G6-3 1-2	P3		3 1	0 0	0 0	0 0	1 0	0 0	2 0
8 Lonnie Chisenhall, L (1, 9) OBP: 0.143, SLG: 0.077 63 Guillermo Quiroz, R (8, 2) OBP: 0.200, SLG: 0.200		G4-3		F7		G4-3	1B 1 FC6 2-3			4 0	0 0	1 0	0 0	0 0	0 0	2 0
4 Juan Uribe, R (1, 5) OBP: 0.318, SLG: 0.545 1 Michael Martinez, S (6, PR) (7, 6) OBP: 0.257, SLG: 0.486			G4-3		HR	1B 55 1B 22 1B	FC6 33 S 1-2f 3-H			3 1	1 1	2 0	1 1	0 0	0 0	0 1
30 Tyler Naquin, L (1, 8) OBP: 0.510, SLG: 0.867 33 Robbie Grossman, S (7, 8) OBP: 0.348, SLG: 0.385			K	1B 22 BB 55 1B 11 G6-4-3	F7	K2-3 1-2				3 1	1 0	1 0	0 0	0 0	1 1	1 1
55 Roberto Pérez, R (1, 2) OBP: 0.366, SLG: 0.472 97 Bobby Bradley, L (8, 3)			1B	1B 11 G6-4-3 22 BB 12 HR 1-2	1B 22 1B 11 1B 1-2		K			3 1	2 0	3 0	0 0	0 0	0 1	0 0
Inning Stats	R: 0 E: 0 K: 0 S: 3 H: 0 LOB: 0 BB: 1 P: 7	R: 0 E: 0 K: 0 S: 3 H: 0 LOB: 0 BB: 0 P: 3	R: 0 E: 0 K: 1 S: 6 H: 1 LOB: 1 BB: 0 P: 6	R: 0 E: 0 K: 0 S: 4 H: 1 LOB: 2 BB: 1 P: 8	R: 4 E: 0 K: 0 S: 7 H: 4 LOB: 1 BB: 2 P: 18	R: 2 E: 0 K: 0 S: 7 H: 4 LOB: 2 BB: 0 P: 7	R: 1 E: 0 K: 1 S: 6 H: 1 LOB: 2 BB: 1 P: 11	R: 3 E: 0 K: 1 S: 8 H: 2 LOB: 0 BB: 1 P: 14		1B: 9 2B: 1 3B: 0 HR: 3	SF: 0 SAC: 0 DP: 1 HBP: 0					

	AB	35
	R	10
	H	13
	RBI	9
	BB	6
	SO	3
	LOB	13

WP: 2 PB: 0 SB: 1 CS: 1 PA: 42

PITCHER		IP	WLS	BF	H	R	ER	SO	BB	IBB	HBP	BLK	WP	HR	S	P	ERA	WHIP
26 Taylor Jungmann, R ERA: 5.71	(1, 1)	4.2	L	22	6	4	4	1	4	0	0	0	1	2	22	41	7.71	2.143
37 Tyler Thornburg, R ERA: 10.29	(5, 1)	1.1		8	4	2	2	0	0	0	0	0	0	0	8	8	13.50	3.000
46 Corey Knebel, R ERA: 7.2	(7, 1)	1.0		5	1	1	1	1	1	0	0	0	1	0	6	11	9.00	2.000
58 Ariel Peña, R ERA: 10.29	(8, 1)	1.0		6	2	3	3	1	1	0	0	0	0	1	8	14	27.00	3.000

PITCHER	IP	WLS	BF	H	R	ER	SO	BB	IBB	HBP	BLK	WP	HR	S	P	ERA	WHIP

Batter	1	2	3	4	5	6	7	8	9	AB	R	H	RBI	BB	SO	LOB
20 Rajai Davis, R (1, 7) OBP: 0.261, SLG: 0.318 88 Willi Castro, S (6, 6)	0-0 41 S 10 1B 2B	0-0 G5-3		0-0 11 G6-4-3 1B		FCS 0-3 K			0-0 G6-3	4 1	1 0	2 0	0 0	0 0	1 0	1 0
11 José Ramírez, S (1, 6) OBP: 0.373, SLG: 0.655 (6, 7) 92 Bryson Myles, R (9, 7)	0-0 P6		0-0 41 G3 10 1B 2B	0-0 G6-4-3 1-2f		0-0 P6			0-0 P3	5 0	1 0	1 0	0 0	0 0	0 0	2 0
41 Carlos Santana, S (1, 3) OBP: 0.345, SLG: 0.471 98 Anthony Miller, L (7, 3)	BBBB 4-0 10 1B 2-3 BB	0-0 G3 2-3			0-0 P6	0-0 L9			FCS 0-3 K	3 1	0 0	0 0	0 0	1 0	0 1	1 0
10 Yan Gomes, R (1, 2) OBP: 0.333, SLG: 0.610 63 Guillermo Quiroz, R (8, 2) OBP: 0.200, SLG: 0.200	0-0 6 G6-4-3 1-2 3-H 1B	0-0 6 HBP 7 1B 3-H 1B			0-0 F9		0-0 G5-3			4 0	1 0	2 0	2 0	0 0	0 0	0 0
6 Marlon Byrd, R (1, 10) OBP: 0.500, SLG: 0.722	0-0 G6-4-3 1-2f	H 1-0 7 1B 1-2 HBP			0-0 30 HR 1B		FSS 0-3 K			3	1	1	0	0	1	2
30 Tyler Naquin, L (1, 8) OBP: 0.491, SLG: 0.878 92 Greg Allen, S (7, 8) OBP: 1.000, SLG: 1.000	SFC 0-3 K	FFS 0-3 K			0-0 1-H HR		0-0 G4-3			4 0	1 0	1 0	2 0	0 0	2 0	2 0
7 Collin Cowgill, R (1, 9) OBP: 0.260, SLG: 0.422 93 Bobby Ison, L (8, 9)	0-0 79 FC1-6 1B	0-0 1-2 2-H 1B			BBBB 4-0 79 S BB		0-0 G6-3			3 0	0 0	2 0	1 0	1 0	0 0	0 0
79 Todd Hankins, R (1, 5) OBP: 0.320, SLG: 0.273 (8, 4)	0-0 FC1-6 1 S 1 3B 1-2f	0-0 P3			BBBB 4-0 1 FC6 1-2 BB		SSS 0-3 K			3	1	0	0	1	1	3
1 Michael Martinez, S (1, 4) OBP: 0.256, SLG: 0.513 91 Ronny Rodríguez, R (8, 5) OBP: 0.250, SLG: 1.000	BX 1-0 1-H 3B			0-0 G3	0-0 FC6 1-2f			0-0 F9		4 0	0 0	1 0	1 0	0 0	0 0	2 0

Cleveland Indians @ Oakland Athletics
Hohokam Stadium, Mesa, AZ
Mon Mar 28 2016, 4:06 PM - 6:55 PM EDT
Att. 4,399 - Cloudy - 78 F

TOP

livebaseballscorecards.com

AB	35
R	6
H	10
RBI	6
BB	3
SO	6
LOB	13

Inning Stats	1	2	3	4	5	6	7	8	9	1B: 6	SF: 0	WP: 0	PA: 39
	R: 1 E: 0 K: 0 S: 4	H: 2 LOB: 1 BB: 1 P: 8	R: 1 E: 0 K: 1 S: 7	H: 2 LOB: 1 BB: 0 P: 8	R: 2 E: 0 K: 1 S: 8	H: 3 LOB: 2 BB: 0 P: 9	R: 0 E: 0 K: 0 S: 3	H: 1 LOB: 0 BB: 0 P: 3	R: 2 E: 0 K: 0 S: 5	H: 2 LOB: 2 BB: 2 P: 13	R: 0 E: 0 K: 1 S: 5	H: 0 LOB: 0 BB: 0 P: 5	R: 0 E: 0 K: 1 S: 5	H: 0 LOB: 0 BB: 0 P: 5	R: 0 E: 0 K: 1 S: 5	H: 0 LOB: 0 BB: 0 P: 5	R: 0 E: 0 K: 1 S: 5	H: 0 LOB: 0 BB: 0 P: 5	2B: 2 3B: 1 HR: 1	SAC: 0 DP: 2 HBP: 1	PB: 0 SB: 3 CS: 0	

PITCHER		IP	WLS	BF	H	R	ER	SO	BB	IBB	HBP	BLK	WP	HR	S	P	ERA	WHIP
32 Jesse Hahn, R ERA: 11.15	(1, 1)	4.2	L	25	10	6	6	2	2	0	1	0	0	1	26	36	11.57	2.571
61 John Axford, R ERA:	(5, 1)	0.1		2	0	0	0	0	1	0	0	0	0	0	1	5	0.00	3.000
44 Ryan Madson, R ERA:	(6, 1)	1.0		3	0	0	0	1	0	0	0	0	0	0	5	5	0.00	0.000
62 Sean Doolittle, L ERA: 3.6	(7, 1)	1.0		3	0	0	0	1	0	0	0	0	0	0	5	5	0.00	0.000
74 Patrick Schuster, L ERA: 1.13	(8, 1)	2.0		6	0	0	0	2	0	0	0	0	0	0	10	10	0.00	0.000

PITCHER	IP	WLS	BF	H	R	ER	SO	BB	IBB	HBP	BLK	WP	HR	S	P	ERA	WHIP

Cleveland Indians @ Oakland Athletics

Hohokam Stadium, Mesa, AZ

Mon Mar 28 2016, 4:06 PM - 6:55 PM EDT

Att. 4,399 - Cloudy - 78 F

livebaseballscorecards.com

BOTTOM

Batter	1	2	3	4	5	6	7	8	9	AB	R	H	RBI	BB	SO	LOB
1 Billy Burns, S (1, 8) OBP: 0.438, SLG: 0.545	P6		L3		1B		8 G3 / 22 1B / 8 S / 1B		L4	5	1	2	0	0	0	0
8 Jed Lowrie, S (1, 4) OBP: 0.455, SLG: 0.700	K2-3		G3-1		G5-3		G3 (1-3)		G4-3	5	0	0	0	0	1	2
22 Josh Reddick, L (1, 9) OBP: 0.510, SLG: 0.634	G4-3			2 / 1B / BB		2 / 2B / 1B	1B (3-H)		G4-3	4	1	2	1	1	0	0
26 Danny Valencia, R (1, 5) OBP: 0.375, SLG: 0.733		G6-3		P3		P4	P6			4	0	0	0	0	0	3
21 Stephen Vogt, L (1, 2) OBP: 0.361, SLG: 0.563 63 Bruce Maxwell, L (8, 2) OBP: 0.318, SLG: 0.550		L9		L7		P5		K		3 1	0 0	0 0	0 0	0 0	0 1	2 0
2 Khris Davis, R (1, 10) OBP: 0.353, SLG: 0.500 15 Andrew Lambo, L (8, PH) OBP: 0.400, SLG: 0.561 (9, 10)	3B			1-2 / 1B		20 WP / 1-H / 2B		17 / 1B / 2B		3 1	0 1	3 1	1 0	0 0	0 0	0 0
20 Mark Canha, R (1, 7) OBP: 0.306, SLG: 0.344 86 Skye Bolt, S (8, 7)	K			K		2-3 / BB		K		2 1	0 0	0 0	0 0	1 1	2 1	3 1
17 Yonder Alonso, L (1, 3) OBP: 0.408, SLG: 0.432			HR		10 / G4-6-3 / 1B	L9		2-H / 1B		4	1	3	2	0	0	2
10 Marcus Semien, R (1, 6) OBP: 0.250, SLG: 0.227 67 Chad Pinder, R (8, 6) OBP: 0.333, SLG: 0.444			F8		G4-6-3 / 1-2f		F8		P2	3 1	0 0	0 0	0 0	0 0	0 0	1 1
Inning Stats	R: 0 E: 0 K: 1 S: 5 / H: 0 LOB: 0 BB: 0 P: 5	R: 0 E: 0 K: 1 S: 6 / H: 1 LOB: 1 BB: 0 P: 6	R: 1 E: 0 K: 0 S: 8 / H: 1 LOB: 0 BB: 0 P: 11	R: 0 E: 0 K: 1 S: 6 / H: 1 LOB: 2 BB: 1 P: 10	R: 0 E: 0 K: 0 S: 4 / H: 2 LOB: 1 BB: 0 P: 4	R: 1 E: 0 K: 0 S: 5 / H: 2 LOB: 2 BB: 1 P: 9	R: 1 E: 0 K: 0 S: 5 / H: 2 LOB: 1 BB: 0 P: 6	R: 1 E: 0 K: 2 S: 9 / H: 2 LOB: 1 BB: 0 P: 9	R: 0 E: 0 K: 0 S: 3 / H: 0 LOB: 0 BB: 0 P: 3	1B: 7 2B: 2 3B: 1 HR: 1	SF: 0 SAC: 0 DP: 1 HBP: 0					

	AB	37
	R	4
	H	11
	RBI	4
	BB	2
	SO	5
	LOB	15

WP: 1 PB: 0 SB: 1 CS: 0 PA: 39

PITCHER		IP	WLS	BF	H	R	ER	SO	BB	IBB	HBP	BLK	WP	HR	S	P	ERA	WHIP
31 Danny Salazar, R ERA: 6.33	(1, 1)	6.0	W	26	7	2	2	3	2	0	0	0	1	1	34	45	3.00	1.500
27 Bryan Shaw, R ERA: 9.39	(7, 1)	1.0		5	2	1	1	0	0	0	0	0	0	0	5	6	9.00	2.000
34 Zach McAllister, R ERA: 2.57	(8, 1)	1.0	H	5	2	1	1	2	0	0	0	0	0	0	9	9	9.00	2.000
62 Joba Chamberlain, R ERA: 2.89	(9, 1)	1.0	S	3	0	0	0	0	0	0	0	0	0	0	3	3	0.00	0.000

PITCHER	IP	WLS	BF	H	R	ER	SO	BB	IBB	HBP	BLK	WP	HR	S	P	ERA	WHIP

Cleveland Indians @ Los Angeles Angels

Tempe Diablo Stadium, Tempe, AZ

Tue Mar 29 2016, 3:12 PM - 5:57 PM EDT

Att. 5,229 - Cloudy - 61 F

livebaseballscorecards.com

Batter	1	2	3	4	5	6	7	8	9	AB	R	H	RBI	BB	SO	LOB
22 Jason Kipnis, L (1, 4) OBP: 0.321, SLG: 0.529 90 Alexis Pantoja, L (6, 4)	G6-3		BBBB 4-0 11 SF8 2-3 BB			F7		F8		2 1	0 0	0 0	0 0	1 0	0 0	0 1
11 José Ramírez, S (1, 7) OBP: 0.355, SLG: 0.632 90 Silento Sayles, R (6, 7)	G4-3		SF8 1-2 3-H			F9		SSS 0-3 K		2 1	0 0	0 0	1 0	0 1	0 1	0 1
12 Francisco Lindor, S (1, 6) OBP: 0.386, SLG: 0.608 91 Ronny Rodríguez, R (6, 6) OBP: 0.200, SLG: 0.800	G6-3		L7			2B		F9		3 1	0 0	1 0	0 0	0 0	0 0	1 1
26 Mike Napoli, R (1, 3) OBP: 0.463, SLG: 0.674 97 Joe Sever, R (6, 3)		G6-3		F9		F9			G5-3	3 1	0 0	0 0	0 0	0 0	0 0	1 0
6 Marlon Byrd, R (1, 9) OBP: 0.478, SLG: 0.650 88 Mike Papi, L (7, PR) OBP: 0.500, SLG: 1.000 (7, 9)		G6-3		SSS 0-3 K			H 1-0 97 G1-6-3 4 E HBP		2B	2 1	0 0	0 1	0 0	0 0	1 0	0 0
4 Juan Uribe, R (1, 5) OBP: 0.320, SLG: 0.520 90 Austin Fisher, L (7, PR) (7, 5)	1B			P4			E5 97 G1-6-3 1-2		SSS 0-3 K	3 1	0 0	1 0	0 0	0 0	0 1	1 1
97 Bobby Bradley, L (1, 10)	G3				SSC 0-3 K		G1-6-3 1-2f 2-3		F7	4	0	0	0	0	1	4
55 Roberto Pérez, R (1, 2) OBP: 0.364, SLG: 0.462			22 WP 7 WP 11 SF8 1B		G6-3		SSS 0-3 K			3	1	1	0	0	1	2
7 Collin Cowgill, R (1, 8) OBP: 0.264, SLG: 0.438 96 Jordan Smith, L (8, PR) (8, 8)			BSSS 1-3 K 1-2		SSS 0-3 K			2B		3 0	0 0	1 0	0 0	0 0	2 0	1 0
Inning Stats	R: 0 E: 0 K: 0 S: 3 H: 0 LOB: 0 BB: 0 P: 3	R: 0 E: 0 K: 0 S: 4 H: 1 LOB: 1 BB: 0 P: 4	R: 1 E: 0 K: 1 S: 6 H: 1 LOB: 1 BB: 1 P: 11	R: 0 E: 0 K: 1 S: 5 H: 0 LOB: 0 BB: 0 P: 5	R: 0 E: 0 K: 2 S: 7 H: 0 LOB: 0 BB: 0 P: 7	R: 0 E: 0 K: 0 S: 4 H: 1 LOB: 1 BB: 0 P: 4	R: 0 E: 1 K: 1 S: 5 H: 0 LOB: 2 BB: 0 P: 6	R: 0 E: 0 K: 1 S: 6 H: 1 LOB: 1 BB: 0 P: 6	R: 0 E: 0 K: 1 S: 6 H: 1 LOB: 1 BB: 0 P: 6	1B: 2 2B: 3 3B: 0 HR: 0	SF: 1 SAC: 0 DP: 1 HBP: 1						

TOP	
AB	31
R	1
H	5
RBI	1
BB	1
SO	7
LOB	14

WP: 2 PB: 0 SB: 0 CS: 0 PA: 34

PITCHER		IP	WLS	BF	H	R	ER	SO	BB	IBB	HBP	BLK	WP	HR	S	P	ERA	WHIP
43 Garrett Richards, R ERA: 5.52	(1, 1)	5.0		18	2	1	1	4	1	0	0	0	2	0	25	30	1.80	0.600
57 Jose Molina, L ERA:	(6, 1)	0.2		3	1	0	0	0	0	0	0	0	0	0	3	3	0.00	1.500
Josh Roenicke, R ERA:	(6, 1)	1.1		5	0	0	0	1	0	0	1	0	0	0	6	7	0.00	0.000
Geoff Broussard, R ERA:	(8, 1)	1.0		4	1	0	0	1	0	0	0	0	0	0	6	6	0.00	1.000
13 Alan Busenitz, R ERA:	(9, 1)	1.0		4	1	0	0	1	0	0	0	0	0	0	6	6	0.00	1.000

PITCHER	IP	WLS	BF	H	R	ER	SO	BB	IBB	HBP	BLK	WP	HR	S	P	ERA	WHIP

Batter	1	2	3	4	5	6	7	8	9	AB	R	H	RBI	BB	SO	LOB
12 Johnny Giavotella, R (1, 4) OBP: 0.338, SLG: 0.516 51 Ji Man Choi, L (7, 7) OBP: 0.324, SLG: 0.295	L9		K		P6		F7 3-H		G6-3 1-2	3 2	0 0	0 0	0 0	0 0	1 0	1 2
3 Craig Gentry, R (1, 7) OBP: 0.380, SLG: 0.413 8 David Fletcher, R (7, 6) OBP: 0.750, SLG: 1.000	L8		K			F9	K		BB	3 1	0 0	0 0	0 1	0 1	1 1	0 1
24 C.J. Cron, R (1, 10) OBP: 0.358, SLG: 0.452 72 Nick Buss, L (8, PH) OBP: 0.353, SLG: 0.484 (9, 10)	19 FC6-4 1B		K			19 CS 1B		K	K2-3	3 2	0 0	2 0	0 0	0 0	1 2	0 2
19 Jefry Marte, R (1, 3) OBP: 0.354, SLG: 0.578	FC6-4 1-2f			K		18 2B 1-2 1B		G5-3		4	0	1	0	0	1	1
18 Geovany Soto, R (1, 2) OBP: 0.452, SLG: 0.656 Kaleb Cowart, S (6, PR) OBP: 0.214, SLG: 0.286 (7, 5)		39 1B 1B		F8		1-3 2B		88 WP 1B		3 1	0 0	2 1	0 0	0 0	0 0	0 0
7 Cliff Pennington, S (1, 6) OBP: 0.411, SLG: 0.472 88 Wade Wass, R (7, 2)		K		G4-3		P6		69 S 1-3 BB		3 0	0 0	0 0	0 0	0 1	1 0	3 0
39 Rafael Ortega, L (1, 9) OBP: 0.385, SLG: 0.511 69 Chad Hinshaw, R (7, PR) OBP: 0.273, SLG: 0.300 (8, 9)	1-2 1B				32 SH5-4 2B		80 SH1-3 51 E 2B	1-2		3 1	0 1	3 0	0 0	0 0	0 1	0 2
32 Todd Cunningham, S (1, 8) OBP: 0.406, SLG: 0.464	K				SH5-4 2-3		80 SH1-3 BB		K	2	0	0	0	1	2	2
80 Gregorio Petit, R (1, 5) OBP: 0.324, SLG: 0.543 (7, 4) 21 Anthony Phillips, R (9, PR)	G3-1				K		SH1-3 1-2 2-3		51 G6-3 BB	2 0	0 0	0 0	0 0	1 0	1 0	3 0
Inning Stats	R: 0 E: 0 K: 0 S: 4 H: 1 LOB: 1 BB: 0 P: 4	R: 0 E: 0 K: 2 S: 9 H: 2 LOB: 2 BB: 0 P: 9	R: 0 E: 0 K: 3 S: 9 H: 0 LOB: 0 BB: 0 P: 9	R: 0 E: 0 K: 1 S: 5 H: 0 LOB: 0 BB: 0 P: 5	R: 0 E: 0 K: 1 S: 6 H: 1 LOB: 1 BB: 0 P: 6	R: 0 E: 0 K: 0 S: 5 H: 3 LOB: 2 BB: 0 P: 6	R: 1 E: 1 K: 1 S: 6 H: 1 LOB: 1 BB: 1 P: 10	R: 0 E: 0 K: 2 S: 8 H: 1 LOB: 2 BB: 1 P: 13	R: 0 E: 0 K: 2 S: 7 H: 0 LOB: 2 BB: 2 P: 15	1B: 6 2B: 3 3B: 0 HR: 0	SF: 0 SAC: 2 DP: 0 HBP: 0			WP: 2 PB: 0 SB: 1 CS: 1	PA: 39		

PITCHER		IP	WLS	BF	H	R	ER	SO	BB	IBB	HBP	BLK	WP	HR	S	P	ERA	WHIP
47 Trevor Bauer, R ERA: 2.25	(1, 1)	6.0		24	7	0	0	7	0	0	0	0	0	0	38	39	0.00	1.167
67 Jarrett Grube, R ERA:	(7, 1)	2.0	B	10	2	1	0	3	2	0	0	0	1	0	14	23	0.00	2.000
95 Ben Heller, R ERA:	(9, 1)	1.0		5	0	0	0	2	2	0	0	0	0	0	7	15	0.00	2.000

PITCHER	IP	WLS	BF	H	R	ER	SO	BB	IBB	HBP	BLK	WP	HR	S	P	ERA	WHIP

BOTTOM

Cleveland Indians @ Los Angeles Angels

Tempe Diablo Stadium, Tempe, AZ

Tue Mar 29 2016, 3:12 PM - 5:57 PM EDT

Att. 5,229 - Cloudy - 61 F

livebaseballscorecards.com

AB	33
R	1
H	9
RBI	0
BB	4
SO	12
LOB	17

Seattle Mariners @ Cleveland Indians

Goodyear Ballpark, Goodyear, AZ

Tue Mar 29 2016, 9:05 PM - 11:24 PM EDT

Att. 5,382 - Partly Cloudy - 66 F

TOP

livebaseballscorecards.com

Batter	1	2	3	4	5	6	7	8	9	AB	R	H	RBI	BB	SO	LOB
8 Norichika Aoki, L (1, 7) OBP: 0.328, SLG: 0.315	G3			E6 15 2B		16 1B 1B		G4-3		3	0	1	0	0	0	0
68 Efren Navarro, L (7, 7) OBP: 0.256, SLG: 0.351										1	0	0	0	0	0	0
16 Luis Sardinas, S (1, 6) OBP: 0.359, SLG: 0.517	G1-3			K		1-2 1B		F8		4	0	1	0	0	1	1
(6, 5)																
15 Kyle Seager, L (1, 5) OBP: 0.333, SLG: 0.519	G4-3			1-3 2B		K			10 G5-4-3 67 1B 99 1B 1B	3	0	1	0	0	1	2
81 Zach Shank, R (6, 4) OBP: 1.000, SLG: 1.000										1	1	1	0	0	0	0
23 Nelson Cruz, R (1, 10) OBP: 0.240, SLG: 0.457		K		K		K			1-2 10 G5-4-3 1B	3	0	0	0	0	3	4
67 Rob Brantly, L (9, PH) OBP: 0.400, SLG: 0.727										1	0	1	0	0	0	0
26 Adam Lind, L (1, 3) OBP: 0.333, SLG: 0.568		G3-1		K			32 G4-3 2B		G5-4-3 1-2f 2-3	3	0	1	0	0	1	2
10 Dae-Ho Lee, R (7, 3) OBP: 0.308, SLG: 0.362										1	0	0	0	0	0	2
21 Franklin Gutierrez, R (1, 9) OBP: 0.345, SLG: 0.815		K			K		K		32 FC6-4 3-H 1B	3	0	0	0	0	3	1
99 Daniel Robertson, R (7, 9) OBP: 0.457, SLG: 0.659										1	0	1	1	0	0	0
32 Steve Clevenger, L (1, 2) OBP: 0.273, SLG: 0.281			K		K		G4-3 2-3		FC6-4 1-2f	4	0	0	0	0	2	2
71 Tyler Smith, R (1, 4) OBP: 0.346, SLG: 0.375		G4-3			F8		P4			3	0	0	0	0	0	1
(6, 6)																
12 Leonys Martin, L (1, 8) OBP: 0.226, SLG: 0.314		P5				F7		K		3	0	0	0	0	1	0

	AB	34
	R	1
	H	7
	RBI	1
	BB	0
	SO	12
	LOB	15

Inning Stats	1	2	3	4	5	6	7	8	9
	R: 0 E: 0 K: 0 S: 3	R: 0 E: 0 K: 2 S: 7	R: 0 E: 0 K: 1 S: 5	R: 0 E: 1 K: 3 S: 11	R: 0 E: 0 K: 2 S: 7	R: 0 E: 0 K: 2 S: 9	R: 0 E: 0 K: 1 S: 6	R: 0 E: 0 K: 1 S: 5	R: 1 E: 0 K: 0 S: 5
	H: 0 LOB: 0 BB: 0 P: 3	H: 0 LOB: 0 BB: 0 P: 7	H: 0 LOB: 0 BB: 0 P: 5	H: 1 LOB: 2 BB: 0 P: 11	H: 0 LOB: 0 BB: 0 P: 7	H: 2 LOB: 2 BB: 0 P: 9	H: 1 LOB: 1 BB: 0 P: 6	H: 0 LOB: 0 BB: 0 P: 5	H: 3 LOB: 1 BB: 0 P: 5

1B: 5 2B: 2 3B: 0 HR: 0 SF: 0 SAC: 0 DP: 1 HBP: 0

WP: 0 PB: 0 SB: 0 CS: 0 PA: 34

PITCHER	IP	WLS	BF	H	R	ER	SO	BB	IBB	HBP	BLK	WP	HR	S	P	ERA	WHIP
43 Josh Tomlin, R (1, 1) ERA: 4.67	6.0	W	22	3	0	0	10	0	0	0	0	0	0	42	42	0.00	0.500
34 Zach McAllister, R (7, 1) ERA: 2.25	1.0	H	4	1	0	0	1	0	0	0	0	0	0	6	6	0.00	1.000
44 Ross Detwiler, L (8, 1) ERA: 3.38	1.0	H	3	0	0	0	1	0	0	0	0	0	0	5	5	0.00	0.000
61 Dan Otero, R (9, 1) ERA: 4.63	1.0		5	3	1	1	0	0	0	0	0	0	0	5	5	9.00	3.000

PITCHER	IP	WLS	BF	H	R	ER	SO	BB	IBB	HBP	BLK	WP	HR	S	P	ERA	WHIP

BOTTOM

Seattle Mariners @ Cleveland Indians

Goodyear Ballpark, Goodyear, AZ

Tue Mar 29 2016, 9:05 PM - 11:24 PM EDT

Att. 5,382 - Partly Cloudy - 66 F

livebaseballscorecards.com

Batter	1	2	3	4	5	6	7	8	9	AB	R	H	RBI	BB	SO	LOB
20 Rajai Davis, R (1, 7) OBP: 0.280, SLG: 0.333 92 Bryson Myles, R (8, 7)	0-0 30 FC5-4 1B		0-0 ① L8	0-0 1-2 1B			0-0 ② F9			4 0 2 0 0 0 0 0 0 0 0 0 0 0						
30 Tyler Naquin, L (1, 8) OBP: 0.456, SLG: 0.811 88 Jodd Carter, R (8, 8)	0-0 ① FC5-4 41 1B 10 SF8 1-2f		0-0 ② G4-3	S S T 0-2 ③ K			0-0 ③ G1-3			4 1 0 0 0 1 3 0 0 0 0 0 0 0						
41 Carlos Santana, S (1, 3) OBP: 0.361, SLG: 0.472 99 Grant Fink, R (6, 3) OBP: 0.333, SLG: 0.667	0-0 10 SF8 1-3 1B		B B B 4-0 10 HR BB		0-0 ① G4-3			0-0 95 PB 95 SF8 2B		2 1 1 0 1 0 0 1 1 1 0 0 0 0						
10 Yan Gomes, R (1, 2) OBP: 0.333, SLG: 0.674 95 Yandy Díaz, R (8, 5) OBP: 0.333, SLG: 0.333	0-0 ② SF8 1-2 3-H		0-0 1-H HR		0-0 ② F8			B X 1-0 ① SF8 2-H		2 1 1 3 0 0 0 0 0 0 1 0 0 0						
96 Bradley Zimmer, L (1, 10) OBP: 0.444, SLG: 0.625	S S S 0-3 ③ K		0-0 2B		F S T 0-2 ③ K			0-0 ② L8		4 0 1 0 0 2 1 0 0 0 0 0 0 0						
91 Clint Frazier, R (1, 9) OBP: 0.222, SLG: 0.125 97 Taylor Murphy, L (8, PH) (9, 9)		0-0 1B	S S C 0-3 ③ K			C C C 0-3 ① K		S S S 0-3 ③ K		3 0 1 0 0 2 1 1 0 0 0 0 1 0						
1 Michael Martinez, S (1, 5) OBP: 0.238, SLG: 0.476 94 Tyler Krieger, S (8, 4)		0-0 ① F7	S S S 0-3 ① K			0-0 ② G4-3				3 0 0 0 0 1 1 0 0 0 0 0 0 0						
79 Todd Hankins, R (1, 4) OBP: 0.286, SLG: 0.240 98 Alex Monsalve, R (8, 2)	S S T 0-2 ② K			0-0 ② G3-1		0-0 ③ G6-3				3 0 0 0 0 1 1 0 0 0 0 0 0 0						
87 Yu Chang, R (1, 6) OBP: 0.500, SLG: 1.000 89 Yonathan Mendoza, S (8, 6)	S S S 0-3 ③ K		B B B 4-0 20 1B BB				0-0 ① L7			2 0 0 0 1 1 1 0 0 0 0 0 0 0						
Inning Stats	R: 1 H: 2 E: 0 LOB: 1 K: 1 BB: 0 S: 7 P: 7	R: 0 H: 1 E: 0 LOB: 1 K: 2 BB: 0 S: 8 P: 8	R: 2 H: 2 E: 0 LOB: 1 K: 1 BB: 1 S: 7 P: 11	R: 0 H: 1 E: 0 LOB: 2 K: 2 BB: 1 S: 8 P: 12	R: 0 H: 0 E: 0 LOB: 0 K: 1 BB: 0 S: 5 P: 5	R: 0 H: 0 E: 0 LOB: 0 K: 1 BB: 0 S: 5 P: 5	R: 0 H: 0 E: 0 LOB: 0 K: 0 BB: 0 S: 3 P: 3	R: 1 H: 1 E: 0 LOB: 0 K: 1 BB: 0 S: 6 P: 7		1B: 4 SF: 2 2B: 2 SAC: 0 3B: 0 DP: 0 HR: 1 HBP: 0						

	AB	29
	R	4
	H	7
	RBI	4
	BB	2
	SO	9
	LOB	8

WP: 0 PB: 1 SB: 0 CS: 0 PA: 33

PITCHER		IP	WLS	BF	H	R	ER	SO	BB	IBB	HBP	BLK	WP	HR	S	P	ERA	WHIP
44 Taijuan Walker, R ERA: 6.55	(1, 1)	5.0	L	23	6	3	3	7	2	0	0	0	0	1	35	43	5.40	1.600
48 Mayckol Guaipe, R ERA: 2.31	(6, 1)	1.0		3	0	0	0	1	0	0	0	0	0	0	5	5	0.00	0.000
37 Mike Montgomery, L ERA: 2.08	(7, 1)	1.0		3	0	0	0	0	0	0	0	0	0	0	3	3	0.00	0.000
50 Blake Parker, R ERA: 3.0	(8, 1)	1.0		4	1	1	1	1	0	0	0	0	0	0	6	7	9.00	1.000

PITCHER	IP	WLS	BF	H	R	ER	SO	BB	IBB	HBP	BLK	WP	HR	S	P	ERA	WHIP

Cleveland Indians @ Los Angeles Dodgers

Camelback Ranch, Glendale, AZ

Wed Mar 30 2016, 4:05 PM - 6:59 PM EDT

Att. 6,416 - Sunny - 64 F

TOP

livebaseballscorecards.com

Batter	1	2	3	4	5	6	7	8	9	AB	R	H	RBI	BB	SO	LOB
22 Jason Kipnis, L (1, 4) OBP: 0.333, SLG: 0.509 88 Ordomar Valdez, S (6, 4)	C X 0-1 ① L6		B B B B 4-0 12 1B BB	B B B B 4-0 1-2 2-3 BB		X 0-0 ③ G3-1		X 0-0 ② G4-3 2-3		2 0 0 0 2 0 0 1 0 0 0 0 0 1						
12 Francisco Lindor, S (1, 6) OBP: 0.393, SLG: 0.593 92 Ivan Castillo, S (7, PR) (7, 6)	X 0-0 ② G1-3		1 SAFE X 0-0 ② 41 S 1-2 1B	X 0-0 ③ F7			B B B B 4-0 41 1B 26 G6-4-3 BB	F L T 0-2 ③ K		3 0 1 0 1 0 3 1 1 0 0 0 1 1						
41 Carlos Santana, S (1, 10) OBP: 0.369, SLG: 0.474 90 Angel Miguel, R (9, PH) (9, 10)	X 0-0 1B		C X 0-1 ③ P3 1-2		X 0-0 ① F8		X 0-0 26 G6-4-3 1-3 1B		S S S 0-3 ① K	4 0 2 0 0 0 1 1 0 0 0 0 1 0						
26 Mike Napoli, R (1, 3) OBP: 0.448, SLG: 0.633 97 Nellie Rodriguez, R (7, 3) OBP: 0.333, SLG: 0.200	S S S 0-3 ③ K			B B B B 4-0 6 F8 4 2B BB	C C C 0-3 ② K		X 0-0 ① ② G6-4-3 1-2f 3-H		X 0-0 ② G5-3	3 1 0 0 1 2 2 1 0 0 0 0 0 0						
6 Marlon Byrd, R (1, 9) OBP: 0.481, SLG: 0.652 88 Connor Marabell, L (7, PR) (7, 9)		X 0-0 ① F9		X 0-0 ① F8 1-2	X 0-0 4 E 2B		B B B B 4-0 79 BB BB		X 0-0 ③ F8	3 1 1 0 1 0 1 1 0 0 0 0 0 0						
4 Juan Uribe, R (1, 5) OBP: 0.357, SLG: 0.556 79 Todd Hankins, R (6, 5) OBP: 0.310, SLG: 0.240		B B B B 4-0 BB	X 0-0 55 2B 2-H 2B	X 0-0 E8 7 FC6-4 2-H			B B B B 4-0 1-2 BB			2 1 1 1 1 0 0 0 0 0 0 1 0 0						
7 Collin Cowgill, R (1, 8) OBP: 0.246, SLG: 0.404 91 Nathan Lukes, L (7, 8)	C C S 0-3 ② K		X 0-0 ② G5-3	X 0-0 ③ FC6-4 1-2f			S S S 0-3 ③ K			4 0 0 0 0 2 5 0 0 0 0 0 0 0						
55 Roberto Pérez, R (1, 2) OBP: 0.354, SLG: 0.465 96 Sicnarf Loopstok, R (8, 2)	C C C 0-3 ③ K		X 0-0 22 BB 2-H 2B			S S S 0-3 ① K		X 0-0 ① L4		4 0 1 1 0 2 1 0 0 0 0 0 0 0						
11 José Ramírez, S (1, 7) OBP: 0.354, SLG: 0.610 90 Dorssys Paulino, R (6, 7) OBP: 0.500, SLG: 1.000		S S S 0-3 ① K2-3	B B B B 4-0 22 BB BB			S S T 0-2 ② K		X 0-0 88 G4-3 2B		2 0 0 0 1 2 0 1 0 1 0 0 0 0						
Inning Stats	R: 0 H: 1 E: 0 LOB: 1 K: 1 BB: 0 S: 7 P: 7	R: 0 H: 0 E: 0 LOB: 1 K: 2 BB: 1 S: 7 P: 11	R: 0 H: 1 E: 0 LOB: 1 K: 1 BB: 1 S: 6 P: 10	R: 2 H: 2 E: 0 LOB: 3 K: 0 BB: 3 S: 5 P: 17	R: 1 H: 1 E: 1 LOB: 1 K: 1 BB: 0 S: 7 P: 7	R: 0 H: 0 E: 0 LOB: 0 K: 2 BB: 0 S: 7 P: 7	R: 1 H: 1 E: 0 LOB: 2 K: 1 BB: 3 S: 5 P: 17	R: 0 H: 1 E: 0 LOB: 1 K: 1 BB: 0 S: 6 P: 6	R: 0 H: 0 E: 0 LOB: 0 K: 1 BB: 0 S: 5 P: 5	1B: 3 SF: 0 2B: 4 SAC: 0 3B: 0 DP: 1 HR: 0 HBP: 0						

AB	33
R	4
H	7
RBI	2
BB	8
SO	10
LOB	15

WP: 0 PA: 41
PB: 0
SB: 1
CS: 0

PITCHER		IP	WLS	BF	H	R	ER	SO	BB	IBB	HBP	BLK	WP	HR	S	P	ERA	WHIP
22 Clayton Kershaw, L ERA: 1.96	(1, 1)	3.0		12	2	0	0	4	2	0	0	0	0	0	20	28	0.00	1.333
77 Carlos Frías, R ERA: 3.44	(4, 1)	3.2	L	20	4	4	3	3	5	0	0	0	0	0	21	41	7.36	2.455
72 Lisalverto Bonilla, R ERA:	(7, 1)	1.1		6	1	0	0	2	1	0	0	0	0	0	9	13	0.00	1.500
80 Caleb Dirks, R ERA:	(9, 1)	1.0		3	0	0	0	1	0	0	0	0	0	0	5	5	0.00	0.000

PITCHER	IP	WLS	BF	H	R	ER	SO	BB	IBB	HBP	BLK	WP	HR	S	P	ERA	WHIP

BOTTOM

Cleveland Indians @ Los Angeles Dodgers

Camelback Ranch, Glendale, AZ

Wed Mar 30 2016, 4:05 PM - 6:59 PM EDT

Att. 6,416 - Sunny - 64 F

livebaseballscorecards.com

Batter	1	2	3	4	5	6	7	8	9	AB	R	H	RBI	BB	SO	LOB
26 Chase Utley, L (1, 4) OBP: 0.365, SLG: 0.531 96 Matt Jones, L (4, 3) OBP: 0.333, SLG: 0.200	FSS 0-3 ① K		X 0-0 1B		CCC 0-3 ③ K			CCC 0-3 ① K	X 0-0 ③ E4 1-2 2-H	2 0 1 0 0 1 0 3 0 0 0 0 2 3						
21 Trayce Thompson, R (1, 9) OBP: 0.250, SLG: 0.420 (7, 8)	X 0-0 23 CS 1B		SSS 0-3 ② K			X 0-0 ① F8		BBFX 2-1 HR		4 1 2 1 0 1 1						
23 Adrián González, L (1, 3) OBP: 0.381, SLG: 0.514 77 Carlos Frías, R (4, 1) OBP: 0.250, SLG: 0.250 72 Lisalverto Bonilla, S (7, 1) 73 Shawn Zarraga, S (8, PH) OBP: 0.571, SLG: 0.600 (9, 2)	FSS 0-3 ②③ K 1-2		SSS 0-3 ③ K			SSS 0-3 ② K		X 0-0 69 G6-4-3 1B		2 0 0 0 0 2 2 1 0 0 0 0 1 0 0 0 0 0 0 0 0 1 0 1 0 0 0 0						
33 Scott Van Slyke, R (1, 7) OBP: 0.444, SLG: 0.638 69 Erick Mejia, S (7, 9) OBP: 0.500, SLG: 0.500		X 0-0 ① G6-3		SSS 0-3 ① K		X 0-0 ③ F8		X 0-0 ②③ G6-4-3 1-2f		3 0 0 0 0 1 0 1 0 0 0 0 0 1						
31 Joc Pederson, L (1, 8) OBP: 0.350, SLG: 0.455 0 Devan Ahart, L (7, 7) OBP: 0.600, SLG: 1.000 91 Adam Law, R (9, PH) OBP: 0.143, SLG: 0.143		FSS 0-3 ② K		X 0-0 ② P5			X 0-0 83 FC6-5/2 2B		X 0-0 ① F9	2 0 0 0 0 1 0 1 0 1 0 0 0 0 1 0 0 0 0 0 0						
17 A.J. Ellis, R (1, 2) OBP: 0.304, SLG: 0.310 48 Elian Herrera, S (4, 4) OBP: 0.241, SLG: 0.255		X 0-0 83 1B 6 1B 1B		X 0-0 ③ G3			X 0-0 ① F8		X 0-0 83 BB 6 1B 1B	1 1 1 0 0 0 0 3 1 1 0 0 0 1						
83 Rob Segedin, R (1, 5) OBP: 0.355, SLG: 0.589		X 0-0 6 1B 1-2 1B			X 0-0 2B		X 0-0 ② FC6-5-2 6 BB 2-H		BBBB 4-0 96 E 6 1B 96 E4 1-2 BB	3 0 2 0 1 0 1						
6 Charlie Culberson, R (1, 6) OBP: 0.364, SLG: 0.540		X 0-0 ③ 1-3 2-H 1B			X 0-0 ① G6-3		BBBD 4-0 1-2 BB		X 0-0 96 E4 1-2 2-H 1B	3 0 2 2 1 0 1						
22 Clayton Kershaw, L (1, 1) 42 Austin Barnes, R (4, 2) OBP: 0.344, SLG: 0.451 80 Caleb Dirks, R (9, 1) 69 Brandon Trinkwon, L (9, PH) OBP: 0.500, SLG: 1.000			X 0-0 ① G6-3		CCC 0-3 ② K		X 0-0 ③ F9		X 0-0 ② P5	1 0 0 0 0 0 0 2 0 0 0 0 1 3 0 0 0 0 0 0 0 1 0 0 0 0 0 2						
Inning Stats	R: 0 H: 1 E: 0 LOB: 1 K: 2 BB: 0 S: 7 P: 7	R: 1 H: 3 E: 0 LOB: 2 K: 1 BB: 0 S: 7 P: 7	R: 0 H: 1 E: 0 LOB: 1 K: 2 BB: 0 S: 8 P: 8	R: 0 H: 0 E: 0 LOB: 0 K: 1 BB: 0 S: 5 P: 5	R: 0 H: 1 E: 0 LOB: 1 K: 2 BB: 0 S: 8 P: 8	R: 0 H: 0 E: 0 LOB: 0 K: 1 BB: 0 S: 5 P: 5	R: 0 H: 1 E: 0 LOB: 2 K: 0 BB: 1 S: 4 P: 8	R: 1 H: 2 E: 0 LOB: 0 K: 1 BB: 0 S: 7 P: 9	R: 1 H: 2 E: 1 LOB: 2 K: 0 BB: 1 S: 5 P: 9	1B: 8 SF: 0 2B: 3 SAC: 0 3B: 0 DP: 2 HR: 1 HBP: 0							

	AB	35
	R	3
	H	11
	RBI	3
	BB	2
	SO	10
	LOB	15

WP: 0 PA: 37
PB: 0
SB: 0
CS: 1

PITCHER		IP	WLS	BF	H	R	ER	SO	BB	IBB	HBP	BLK	WP	HR	S	P	ERA	WHIP
28 Corey Kluber, R ERA: 2.19	(1, 1)	4.1	W	17	6	1	1	6	0	0	0	0	0	0	29	29	2.08	1.385
53 Jeff Manship, R ERA: 4.22	(5, 1)	1.2	H	5	0	0	0	3	0	0	0	0	0	0	11	11	0.00	0.000
37 Cody Allen, R ERA: 7.56	(7, 1)	1.0	H	5	1	0	0	0	1	0	0	0	0	0	4	8	0.00	2.000
44 Ross Detwiler, L ERA: 4.0	(8, 1)	1.0	H	4	2	1	1	1	0	0	0	0	0	1	7	9	9.00	2.000
50 Tom Gorzelanny, L ERA: 4.15	(9, 1)	1.0	S	6	2	1	1	0	1	0	0	0	0	0	5	9	9.00	3.000

PITCHER		IP	WLS	BF	H	R	ER	SO	BB	IBB	HBP	BLK	WP	HR	S	P	ERA	WHIP

Batter	1	2	3	4	5	6	7	8	9	AB	R	H	RBI	BB	SO	LOB
2 Zack Cozart, R (1, 6) OBP: 0.324, SLG: 0.375	F F S 0-3 ① K2-3	S S S 0-3 ③ K			C C C 0-3 ① K	X 0-0 ③ G4-3				3	0	0	0	0	3	2
26 Hernan Iribarren, L (5, 6)										1	0	0	0	0	0	0
7 Eugenio Suárez, R (1, 5) OBP: 0.439, SLG: 0.579	X 0-0 ② F8		X 0-0 4 E 4 FC5-2 1B		X 0-0 ② F8			S S S 0-3 ① K		3	0	1	0	0	0	0
3 Iván De Jesús Jr., R (5, 5) OBP: 0.327, SLG: 0.392										1	0	0	0	0	1	0
19 Joey Votto, L (1, 3) OBP: 0.523, SLG: 0.635	B B B B 4-0 BB		X 0-0 ① F7		X 0-0 1B			F F S 0-3 ② K2-3		2	0	1	0	1	0	1
15 Jordan Pacheco, R (5, 3) OBP: 0.389, SLG: 0.625										1	0	0	0	0	1	0
4 Brandon Phillips, R (1, 4) OBP: 0.386, SLG: 0.642	F F S 0-3 ③ K		B X 1-0 ② FC5-2 32 BB 1-H		X 0-0 ③ F9			X 0-0 ③ F8		2	0	0	0	0	1	2
9 José Peraza, R (3, 4) OBP: 0.313, SLG: 0.426										2	0	0	0	0	0	1
32 Jay Bruce, L (1, 9) OBP: 0.373, SLG: 0.491		X 0-0 ① B1-3	B B B B 4-0 1-2 BB			X 0-0 E3 43 G6-4-3			S S S 0-3 ① K	2	0	0	0	1	0	0
69 Juan Duran, R (6, 9) OBP: 0.324, SLG: 0.483										1	0	0	0	0	1	0
39 Devin Mesoraco, R (1, 2) OBP: 0.474, SLG: 0.882		H 1-0 30 1B 6 1B HBP	X 0-0 ③ F8			X 0-0 ① F8			X 0-0 ② G3-1	1	1	0	0	0	0	2
37 Ramón Cabrera, S (4, 2) OBP: 0.162, SLG: 0.297										2	0	0	0	0	0	1
43 Scott Schebler, L (1, 7) OBP: 0.339, SLG: 0.509	S S S 0-3 ② K			X 0-0 6 CS 1B		X 0-0 ②③ G6-4-3 1-2f			X 0-0 2B	3	0	1	0	0	1	2
23 Adam Duvall, R (6, 7) OBP: 0.323, SLG: 0.600										1	0	1	0	0	0	0
30 Jake Cave, L (1, 10) OBP: 0.317, SLG: 0.302	X 0-0 6 1B 1-2 1B			C C C 0-3 ① K			X 0-0 ① G3		X 0-0 ③ G3-1	4	0	1	0	0	1	2
6 Billy Hamilton, S (1, 8) OBP: 0.222, SLG: 0.386	X 0-0 1-2 2-H 1B			C X 0-1 ②③ G4-3 1-2			X 0-0 ② G4-3			3	0	1	1	0	0	1
7 Bryson Smith, R (7, 8) OBP: 0.667, SLG: 1.400										0	0	0	0	0	0	0
Inning Stats	R: 0 E: 0 K: 2 S: 7 H: 0 LOB: 1 BB: 1 P: 11	R: 1 E: 0 K: 2 S: 9 H: 2 LOB: 2 BB: 0 P: 10	R: 0 E: 0 K: 0 S: 4 H: 1 LOB: 2 BB: 1 P: 9	R: 0 E: 0 K: 1 S: 6 H: 1 LOB: 0 BB: 0 P: 6	R: 0 E: 0 K: 1 S: 6 H: 1 LOB: 1 BB: 0 P: 6	R: 0 E: 1 K: 0 S: 3 H: 0 LOB: 0 BB: 0 P: 3	R: 0 E: 0 K: 0 S: 3 H: 0 LOB: 0 BB: 0 P: 3	R: 0 E: 0 K: 2 S: 7 H: 0 LOB: 0 BB: 0 P: 7	R: 0 E: 0 K: 1 S: 6 H: 1 LOB: 1 BB: 0 P: 6	1B: 5 2B: 1 3B: 0 HR: 0 SF: 0 SAC: 0 DP: 1 HBP: 1						

PITCHER		IP	WLS	BF	H	R	ER	SO	BB	IBB	HBP	BLK	WP	HR	S	P	ERA	WHIP
59 Carlos Carrasco, R ERA: 3.28	(1, 1)	6.2	W	27	5	1	1	6	2	0	1	0	0	0	37	47	1.35	1.050
62 Joba Chamberlain, R ERA: 2.7	(7, 1)	0.2	H	2	0	0	0	1	0	0	0	0	0	0	4	4	0.00	0.000
27 Bryan Shaw, R ERA: 8.64	(8, 1)	0.2	H	2	0	0	0	1	0	0	0	0	0	0	4	4	0.00	0.000
61 Dan Otero, R ERA: 4.26	(9, 1)	1.0	S	4	1	0	0	1	0	0	0	0	0	0	6	6	0.00	1.000

PITCHER	IP	WLS	BF	H	R	ER	SO	BB	IBB	HBP	BLK	WP	HR	S	P	ERA	WHIP

TOP

Cincinnati Reds @ Cleveland Indians

Goodyear Ballpark, Goodyear, AZ

Thu Mar 31 2016, 3:08 PM - 5:39 PM EDT

Att. 4,450 - Sunny - 66 F

livebaseballscorecards.com

AB	32
R	1
H	6
RBI	1
BB	2
SO	9
LOB	14

PA: 35

WP: 0
PB: 0
SB: 0
CS: 1

Cincinnati Reds @ Cleveland Indians

Goodyear Ballpark, Goodyear, AZ

Thu Mar 31 2016, 3:08 PM - 5:39 PM EDT

Att. 4,450 - Sunny - 66 F

livebaseballscorecards.com

BOTTOM

Batter	1	2	3	4	5	6	7	8	9	AB	R	H	RBI	BB	SO	LOB
20 Rajai Davis, R (1, 8) OBP: 0.264, SLG: 0.314 (3, 9)	G5-3	FC6-4 1-2f		K		F8				3	0	0	0	0	1	4
30 Tyler Naquin, L (5, 8) OBP: 0.448, SLG: 0.796										1	0	0	0	0	0	1
22 Jason Kipnis, L (1, 4) OBP: 0.339, SLG: 0.500	L6		BB 41 FC5 41 E 26 BB	L9			89 G6-3 55 PB 2B			1	0	0	0	1	0	0
11 José Ramírez, S (3, PR) OBP: 0.358, SLG: 0.623 (4, 4)										2	1	1	0	0	0	1
79 Todd Hankins, R (7, PR) OBP: 0.310, SLG: 0.240 (8, 4)										0	1	0	0	0	0	0
12 Francisco Lindor, S (1, 6) OBP: 0.397, SLG: 0.607	26 WP 2B		K	F9			G6-3 2-3			2	0	1	0	0	1	1
89 Yhoxian Medina, R (4, 6) OBP: 0.250, SLG: 0.250										2	0	0	0	0	0	2
26 Mike Napoli, R (1, 10) OBP: 0.443, SLG: 0.608	K 2-3		BB 41 E 10 PB 1-2		K		L9 3-H			2	1	0	0	1	2	1
55 Roberto Pérez, R (7, PH) OBP: 0.347, SLG: 0.455 (8, 10)										1	0	0	0	0	0	1
41 Carlos Santana, S (1, 3) OBP: 0.368, SLG: 0.458		BB 10 2B	FC5 6 F8 10 PB 1-3 2-H		P6		F9			2	0	0	0	1	0	1
97 Nellie Rodriguez, R (6, 3) OBP: 0.286, SLG: 0.167										1	0	0	0	0	0	1
10 Yan Gomes, R (1, 2) OBP: 0.360, SLG: 0.705		2B 1-3	BB 1-2 3-H		K			G6-3		1	0	1	0	1	0	0
63 Guillermo Quiroz, R (5, 2) OBP: 0.143, SLG: 0.143										2	0	0	0	0	1	0
81 Jeremy Lucas, R (9, 2) OBP: 0.333, SLG: 0.333										0	0	0	0	0	0	0
6 Marlon Byrd, R (1, 7) OBP: 0.448, SLG: 0.600	K	F8 2-3				BB 7 WP		1B 1 K		2	0	0	0	0	1	4
92 Bryson Myles, R (4, 7) OBP: 0.667, SLG: 0.500										1	0	1	0	1	0	0
4 Juan Uribe, R (1, 5) OBP: 0.333, SLG: 0.517	E1 20 FC6-4	F8				K		K 1-2		2	0	0	0	0	0	4
1 Michael Martinez, S (4, 5) OBP: 0.227, SLG: 0.455										2	0	0	0	0	2	2
7 Collin Cowgill, R (1, 9) OBP: 0.250, SLG: 0.418 (3, 8) (5, 9)	K			2B		K 1-2				3	0	1	0	0	2	4
96 Jordan Smith, L (8, 9)										0	0	0	0	0	0	0
Inning Stats	R: 0 E: 0 K: 1 S: 6 H: 1 LOB: 1 BB: 0 P: 7	R: 0 E: 1 K: 2 S: 9 H: 1 LOB: 3 BB: 1 P: 13	R: 2 E: 1 K: 1 S: 6 H: 0 LOB: 2 BB: 3 P: 18	R: 0 E: 0 K: 1 S: 6 H: 1 LOB: 1 BB: 0 P: 6	R: 0 E: 0 K: 2 S: 7 H: 0 LOB: 0 BB: 0 P: 7	R: 0 E: 0 K: 2 S: 7 H: 0 LOB: 1 BB: 1 P: 12	R: 1 E: 0 K: 0 S: 4 H: 1 LOB: 1 BB: 0 P: 5	R: 0 E: 0 K: 1 S: 5 H: 1 LOB: 0 BB: 0 P: 5							

	AB	30
	R	3
	H	5
	RBI	0
	BB	5
	SO	10
	LOB	27

1B: 1 SF: 0 WP: 2 PA: 35
2B: 4 SAC: 0 PB: 2
3B: 0 DP: 0 SB: 0
HR: 0 HBP: 0 CS: 0

PITCHER		IP	WLS	BF	H	R	ER	SO	BB	IBB	HBP	BLK	WP	HR	S	P	ERA	WHIP
84 Cody Reed, L ERA: 2.87	(1, 1)	4.1	L	22	3	2	0	6	4	0	0	0	1	0	30	47	0.00	1.615
60 J.J. Hoover, R ERA: 2.25	(5, 1)	0.2		2	0	0	0	1	0	0	0	0	0	0	4	4	0.00	0.000
48 Keyvius Sampson, R ERA: 2.89	(6, 1)	1.1		6	1	1	1	2	1	0	0	0	1	0	9	14	6.75	1.500
52 Tony Cingrani, L ERA: 0.82	(7, 1)	0.2		2	0	0	0	0	0	0	0	0	0	0	2	3	0.00	0.000
27 Ross Ohlendorf, R ERA: 5.4	(8, 1)	1.0		3	1	0	0	1	0	0	0	0	0	0	5	5	0.00	1.000

PITCHER	IP	WLS	BF	H	R	ER	SO	BB	IBB	HBP	BLK	WP	HR	S	P	ERA	WHIP

Cleveland Indians @ Texas Rangers

Globe Life Park in Arlington, Arlington, TX

Fri Apr 01 2016, 8:08 PM - 10:51 PM EDT

Att. 18,001 - Cloudy - 62 F

TOP

livebaseballscorecards.com

Batter	1	2	3	4	5	6	7	8	9	AB	R	H	RBI	BB	SO	LOB
20 Rajai Davis, R (1, 7) OBP: 0.281, SLG: 0.315 11 José Ramírez, S (6, 7) OBP: 0.353, SLG: 0.613	C FF 86 X FF 87 0-1 22 G4-3 12 E 1B	B FF 85 S SL 80 F SL 80 F FF 86 X CH 81 1-2 ②③ P3-1 1-1f			F FF 92 B CH 87 B CH 86 B FF 92 B FF 92 4-1 12 1B 22 1B 1-2 BB	B SI 93 F CH 86 S SL 84 S SI 95 1-3 ① K		C FF 93 S FC 90 B CH 82 F FC 89 F SL 82 B FF 93 F FF 93 X CH 82 2-2 ② G3		3 1 1 0 1 1 1 1 0 0 0 0 0 0					
12 Francisco Lindor, S (1, 6) OBP: 0.403, SLG: 0.650 1 Michael Martinez, S (6, 6) OBP: 0.222, SLG: 0.444 (7, 5)	C CH 84 B CH 83 B CH 80 1 SAFE B FF 86 X CH 83 3-1 ① P4 1-2	C FF 86 B CU 74 B FF 86 F CH 80 X SL 79 2-2 ① F7			C FF 92 F SL 83 X SL 83 0-2 22 1B 1-3 2-H 1B	B SI 95 C SI 93 F SI 96 X SL 84 1-2 HR		S CH 82 C FF 92 B SL 81 F FF 93 F FF 93 B CH 81 F FC 88 F CH 82 C FC 88 2-3 ③		4 2 2 2 0 0 1 1 0 0 0 0 1 0					
22 Jason Kipnis, L (1, 4) OBP: 0.333, SLG: 0.483 79 Todd Hankins, R (6, 4) OBP: 0.333, SLG: 0.308	B FF 87 B CH 83 C FF 85 B CH 81 C CH 82 X FF 87 3-2 ② G4-3 2-3	B CU 73 F CH 80 X SL 81 1-1 ② G3			B SL 83 L SL 83 B FF 92 X SL 83 2-1 41 HR 2-H 3-H 1B	B SI 93 C SI 94 X SL 83 1-1 ② G4-3			F FF 93 B SL 84 S CU 81 X CU 75 1-2 92 2B 2B	4 1 1 2 0 0 1 1 1 1 0 0 0 0					
41 Carlos Santana, S (1, 10) OBP: 0.375, SLG: 0.500 92 Bryson Myles, R (9, PH) OBP: 0.750, SLG: 1.000 (9, 10)	B FF 87 B CH 82 B FF 84 B FF 86 4-0 26 FC5-4 BB	C CH 80 C CU 75 F FF 86 C FF 87 0-3 ③ K			B FF 91 C SL 82 X FF 91 1-1 1-H HR	B CH 86 B SI 93 F SI 94 X CH 86 2-1 ③ F8			S FF 93 B FF 92 X FF 91 1-1 7 1B 2-H 2B	3 1 1 2 1 1 0 1 0 1 1 0 0 0					
26 Mike Napoli, R (1, 3) OBP: 0.446, SLG: 0.585 97 Nellie Rodriguez, R (7, PR) OBP: 0.250, SLG: 0.143 (7, 3)	C FF 87 X SL 82 1-1 ③ FC5-4 1-2f			S SL 80 C FF 85 B FF 86 B CH 81 B SL 80 F SL 81 F FF 85 F FF 87 B FF 87 4-2 BB	C FF 93 B CH 88 B CH 88 B FF 92 C FF 92 S FF 92 3-3 ① K		B SI 93 B SI 94 S FF 93 F SI 93 B CH 88 B CH 87 4-2 10 FC5-4 BB		D CU 76 F FF 92 B CU 80 B CU 80 S FF 91 F FF 92 X FF 91 3-2 ① G5-3	2 0 0 0 2 1 2 1 0 0 0 0 0 1					
10 Yan Gomes, R (1, 2) OBP: 0.370, SLG: 0.750 7 Collin Cowgill, R (7, PR) OBP: 0.262, SLG: 0.429 (7, 9)		C FF 87 X SL 80 0-1 HR		C FF 87 S CH 78 F SL 81 X FF 85 0-2 ① F8	B CH 91 X CH 92 1-0 4 2B 1B		B SI 94 F SI 93 S SI 93 F SI 93 X CH 86 1-2 ① FC5-4 6 G6-3 1-2f		X FF 92 0-0 96 G4-6-3 2-3 1B	4 1 2 1 0 0 2 1 0 1 0 0 0 0					
6 Marlon Byrd, R (1, 9) OBP: 0.394, SLG: 0.517 96 Jordan Smith, L (7, 8)		S SL 80 F FF 85 X CU 79 0-2 ① F9		B SI 92 C SI 91 C SL 83 S FS 87 1-3 ② K	S CU 74 S CU 74 D CU 76 B FF 93 B FF 92 F FF 92 S SL 84 3-3 ② K		S SI 93 S CH 88 B CH 88 X SI 93 1-2 ② G6-3 1-2		X FF 92 0-0 ②③ G4-6-3 1-2f	4 0 0 0 0 2 3 1 0 0 0 0 0 2					
4 Juan Uribe, R (1, 5) OBP: 0.353, SLG: 0.636 89 Yhoxian Medina, R (7, 6) OBP: 0.250, SLG: 0.250		C CU 74 X FF 87 0-1 HR		B FC 88 C FC 87 S SL 83 B FS 88 X FF 93 2-2 ③ P4	F SL 84 X CH 93 0-1 1-3 2B		F FF 96 X SI 96 0-1 ③ G6-3			4 1 2 1 0 0 3 0 0 0 0 0 0 0							
30 Tyler Naquin, L (1, 8) OBP: 0.459, SLG: 0.786 55 Roberto Pérez, R (7, 2) OBP: 0.340, SLG: 0.444		B FF 86 F CH 82 F CH 82 B CU 75 B FF 87 B FF 87 4-2 20 P3-1 BB			20 WP 12 1B 1B B FF 93 S SL 82 S CU 75 1-3 ③ K			B FF 93 X FF 92 1-0 ① F8		2 1 1 0 1 1 2 1 0 0 0 0 0 0							
Inning Stats	R: 0 E: 1 K: 0 S: 9 H: 1 LOB: 2 BB: 1 P: 20	R: 2 E: 0 K: 0 S: 13 H: 2 LOB: 0 BB: 1 P: 18	R: 0 E: 0 K: 1 S: 9 H: 0 LOB: 0 BB: 0 P: 12	R: 0 E: 0 K: 1 S: 15 H: 0 LOB: 1 BB: 1 P: 22	R: 5 E: 0 K: 3 S: 22 H: 6 LOB: 2 BB: 1 P: 37	R: 1 E: 0 K: 1 S: 10 H: 1 LOB: 0 BB: 0 P: 15	R: 0 E: 0 K: 0 S: 11 H: 0 LOB: 2 BB: 1 P: 17	R: 0 E: 0 K: 1 S: 14 H: 0 LOB: 0 BB: 0 P: 19	R: 1 E: 0 K: 0 S: 11 H: 3 LOB: 1 BB: 0 P: 16	1B: 6 2B: 4 3B: 0 HR: 4 SF: 0 SAC: 0 DP: 2 HBP: 0							

	AB	38
	R	9
	H	13
	RBI	9
	BB	5
	SO	7
	LOB	18

WP: 1 PA: 43
PB: 0
SB: 0
CS: 0

PITCHER		IP	WLS	BF	H	R	ER	SO	BB	IBB	HBP	BLK	WP	HR	S	P	ERA	WHIP
48 Colby Lewis, R ERA: 7.78	(1, 1)	3.1	L	15	3	2	2	1	3	0	0	0	0	2	40	63	5.40	1.800
43 Tony Barnette, R ERA: 1.86	(4, 1)	0.2		2	0	0	0	1	0	0	0	0	0	0	6	9	0.00	0.000
56 Andrew Faulkner, L ERA: 4.76	(5, 1)	0.1		6	4	5	5	1	1	0	0	0	1	1	12	22	135.00	15.000
54 Tom Wilhelmsen, R ERA:	(5, 1)	0.2		4	2	0	0	2	0	0	0	0	0	0	10	15	0.00	3.000
41 Jake Diekman, L ERA: 1.5	(6, 1)	1.0		4	1	1	1	1	0	0	0	0	0	1	10	15	9.00	1.000
47 Sam Dyson, R ERA: 1.35	(7, 1)	1.0		4	0	0	0	0	1	0	0	0	0	0	11	17	0.00	1.000
37 Shawn Tolleson, R ERA: 3.86	(8, 1)	1.0		3	0	0	0	1	0	0	0	0	0	0	14	19	0.00	0.000
12 Adam Parks, R ERA: 2.7	(9, 1)	1.0		5	3	1	1	0	0	0	0	0	0	0	11	16	9.00	3.000

Cleveland Indians @ Texas Rangers

Globe Life Park in Arlington, Arlington, TX

Fri Apr 01 2016, 8:08 PM - 10:51 PM EDT

Att. 18,001 - Cloudy - 62 F

livebaseballscorecards.com

BOTTOM

Batter	1	2	3	4	5	6	7	8	9	AB	R	H	RBI	BB	SO	LOB
3 Delino DeShields, R (1, 8) OBP: 0.308, SLG: 0.510	B FF 94 B FF 92 C FF 93 C FF 93 F CH 84 F FF 94 B FF 94 X FF 94 3-2 2B		F FF 92 B FF 91 X FC 90 1-1 ② FC5-4 1-2f			C FF 92 B CU 79 X FF 91 1-1 ② G5-3			X FF 86 0-0 16 G3 2B	2	0	1	0	0	0	1
70 Lewis Brinson, R (6, 8) OBP: 0.409, SLG: 0.571										2	0	1	0	0	0	0
17 Shin-Soo Choo, L (1, 9) OBP: 0.381, SLG: 0.378	S FF 93 S FC 89 B FF 94 S FF 86 1-3 ① K		1 SAFE B FF 91 X FF 91 1-0 ③ F8			X FF 92 0-0 HR			C SI 87 B SL 82 S SI 88 B SL 82 F SI 89 C FF 89 2-3 ① K	2	0	0	0	0	1	2
74 Ryan Cordell, R (4, 9) OBP: 0.400, SLG: 0.609										2	1	1	1	0	1	1
84 Prince Fielder, L (1, 3) OBP: 0.333, SLG: 0.488	B CU 80 F FF 92 X FF 94 1-1 ② F7			B FF 91 S CH 83 X CU 79 1-1 29 G5-4-3 1B		X FC 89 0-0 ③ L7			X FF 88 0-0 ② G3 2-3	2	0	1	0	0	0	1
16 Ryan Rua, R (4, PR) OBP: 0.441, SLG: 0.661										2	0	0	0	0	0	1
(5, 3)																
29 Adrian Beltré, R (1, 5) OBP: 0.220, SLG: 0.425	B FF 94 C FF 94 B FF 93 F FC 91 B FF 94 S CH 87 3-3 ③ K			F FC 88 B FF 91 X FF 92 1-1 ①② G5-4-3 1-2f			B FF 91 C FF 92 F CH 81 B CH 81 S CH 83 2-3 ① K		B SI 88 X CH 82 1-0 ③ F8	2	0	0	0	0	1	2
68 Drew Robinson, L (5, 5) OBP: 0.245, SLG: 0.420										2	0	0	0	0	1	1
18 Mitch Moreland, L (1, 10) OBP: 0.306, SLG: 0.463		C FF 93 F CU 79 B CH 85 B CH 85 F FF 92 B FF 93 F FF 91 S CH 86 3-3 ① K		B CU 81 B FF 92 B FF 92 X FF 92 3-0 ③ P1			B FC 89 S FF 92 B FF 93 B FF 92 X FF 91 3-1 ② P2			2	0	0	0	0	1	1
25 Justin Ruggiano, R (7, PH) OBP: 0.300, SLG: 0.476										1	0	0	0	0	0	0
(8, 10)																
20 Ian Desmond, R (1, 7) OBP: 0.385, SLG: 0.511		C CU 80 X FC 90 0-1 ② F9			B FF 90 B FF 90 B FF 91 C FF 91 X FF 90 3-1 ① P4		C FF 92 C KC 81 X KC 81 0-2 ③ G3			2	0	0	0	0	0	0
99 James Jones, L (6, 7) OBP: 0.346, SLG: 0.542										1	0	0	0	0	0	0
12 Rougned Odor, L (1, 4) OBP: 0.366, SLG: 0.732		C FF 93 B FC 89 X FC 89 1-1 ③ F8			X FF 91 0-0 ② F7			B FF 91 C FF 91 S KC 82 F KC 82 S FF 91 1-3 ① K		2	0	0	0	0	0	0
15 Pedro Ciriaco, R (6, 4) OBP: 0.407, SLG: 0.483										1	0	0	0	0	1	0
1 Elvis Andrus, R (1, 6) OBP: 0.458, SLG: 0.390			B FF 92 B FF 92 B FF 92 C FF 92 B FF 91 4-1 3 FC5-4 BB		F FF 92 C FF 91 B CU 79 B CU 80 F CH 83 F FF 92 X CH 83 2-2 ③ G1-3			C FF 92 C FF 92 X CU 79 0-2 ② G5-3		1	0	0	0	1	0	0
2 Hanser Alberto, R (6, 6) OBP: 0.377, SLG: 0.600										1	0	0	0	0	0	0
8 Bryan Holaday, R (1, 2) OBP: 0.429, SLG: 0.912			C FF 92 X CH 84 0-1 ① F8			X FF 91 0-0 ① P2		C FF 92 S CU 78 C FF 93 0-3 ③ K		2	0	0	0	0	0	1
63 Brett Nicholas, L (8, 2) OBP: 0.500, SLG: 0.882										1	0	0	0	0	1	0
Inning Stats	R: 0 E: 0 K: 2 S: 13 H: 1 LOB: 1 BB: 0 P: 21	R: 0 E: 0 K: 1 S: 9 H: 0 LOB: 0 BB: 0 P: 13	R: 0 E: 0 K: 0 S: 6 H: 0 LOB: 1 BB: 1 P: 12	R: 0 E: 0 K: 0 S: 5 H: 1 LOB: 1 BB: 0 P: 10	R: 0 E: 0 K: 0 S: 8 H: 0 LOB: 0 BB: 0 P: 13	R: 1 E: 0 K: 0 S: 5 H: 1 LOB: 0 BB: 0 P: 6	R: 0 E: 0 K: 1 S: 8 H: 0 LOB: 0 BB: 0 P: 13	R: 0 E: 0 K: 2 S: 10 H: 0 LOB: 0 BB: 0 P: 11	R: 0 E: 0 K: 1 S: 7 H: 1 LOB: 1 BB: 0 P: 10	1B: 1 2B: 2 3B: 0 HR: 1 SF: 0 SAC: 0 DP: 1 HBP: 0	WP: 0 PB: 0 SB: 0 CS: 0 PA: 31					

	AB	30
	R	1
	H	4
	RBI	1
	BB	1
	SO	7
	LOB	11

PITCHER		IP	WLS	BF	H	R	ER	SO	BB	IBB	HBP	BLK	WP	HR	S	P	ERA	WHIP
56 Cody Anderson, R ERA: 4.38	(1, 1)	6.2	W	23	3	1	1	4	1	0	0	0	0	1	51	85	1.35	0.600
37 Cody Allen, R ERA: 7.0	(7, 1)	0.2		2	0	0	0	1	0	0	0	0	0	0	7	8	0.00	0.000
34 Zach McAllister, R ERA: 2.08	(8, 1)	0.2		2	0	0	0	1	0	0	0	0	0	0	6	6	0.00	0.000
61 Dan Otero, R ERA: 3.95	(9, 1)	1.0		4	1	0	0	1	0	0	0	0	0	0	7	10	0.00	1.000

PITCHER		IP	WLS	BF	H	R	ER	SO	BB	IBB	HBP	BLK	WP	HR	S	P	ERA	WHIP

Cleveland Indians @ Texas Rangers

Globe Life Park in Arlington, Arlington, TX

Sat Apr 02 2016, 2:08 PM - 4:48 PM EDT

Att. 17,114 - Sunny - 65 F

TOP

livebaseballscorecards.com

Batter	1	2	3	4	5	6	7	8	9	AB	R	H	RBI	BB	SO	LOB
20 Rajai Davis, R (1, 8) OBP: 0.288, SLG: 0.375 30 Tyler Naquin, L (3, 8) OBP: 0.444, SLG: 0.759	B SI 91 C SI 90 F CH 84 B SI 89 X CH 84 2-2 G5-3		X KC 76 0-0 1-H 2-H HR		C FF 94 X CH 90 0-1 G6-3		F SI 94 2 SAFE C CU 80 B SI 95 D SI 94 X SI 93 2-2 F8			2 2	1 0	1 0	3 0	0 0	0 0	0 1
22 Jason Kipnis, L (1, 4) OBP: 0.324, SLG: 0.467 11 José Ramírez, S (3, 4) OBP: 0.343, SLG: 0.594 (4, 7)	B SI 90 B SI 91 C SI 91 B CH 85 X SI 90 3-1 G4-3		B SI 89 X SI 90 1-0 G4-3		S CU 84 B SI 94 B FF 95 X CH 89 2-1 F8			B CU 82 B SI 93 X FF 92 2-0 F8		2 2	0 0	0 0	0 0	0 0	0 0	0 0
12 Francisco Lindor, S (1, 6) OBP: 0.391, SLG: 0.629 1 Michael Martinez, S (3, 6) OBP: 0.213, SLG: 0.426 (4, 4)	B KC 76 X KC 78 1-0 G5-3		C FF 91 B SL 83 F SI 91 B SL 82 B SL 83 F SI 92 F FF 92 X CH 83 3-2 G6-3			L FF 89 F FF 89 B SL 86 F SL 87 B FF 92 B FF 91 X FF 92 3-2 L8		B SI 94 X SI 94 1-0 F7		2 2	0 0	0 0	0 0	0 0	0 0	0 0
26 Mike Napoli, R (1, 10) OBP: 0.463, SLG: 0.600 96 Jordan Smith, L (6, PH) (6, 10)		F SI 92 C SI 91 X SI 91 0-2 41 E 1B	B SI 92 F SI 92 X SI 92 1-1 1B			C FF 91 F FF 91 B FF 92 S FF 93 1-3 K		X CU 80 0-0 L8		2 2	0 0	2 0	0 0	0 0	0 1	0 0
41 Carlos Santana, S (1, 3) OBP: 0.373, SLG: 0.492 97 Nellie Rodriguez, R (6, PR) OBP: 0.222, SLG: 0.125 (6, 3)		C KC 78 F SI 90 F SI 92 D SL 82 F SL 82 X SI 91 1-2 E1 6 G5-4-3 **1-2**	X SI 92 0-0 F9			C SL 85 X FF 92 0-1 1B			F FF 87 B SI 89 B SI 88 S CH 79 S SL 86 2-3 K	3 1	0 0	1 0	0 0	0 0	0 1	2 0
10 Yan Gomes, R (1, 2) OBP: 0.357, SLG: 0.720 55 Roberto Pérez, R (4, 2) OBP: 0.333, SLG: 0.435 81 Jeremy Lucas, R (7, 2) OBP: 0.429, SLG: 0.333		C KC 76 F SL 84 B SI 91 F KC 76 F SI 91 B SI 91 S SL 82 2-3 K		C SI 90 F SL 84 B SI 91 B SI 91 X SL 84 2-2 F8		C SL 83 C SL 86 F FF 92 B CU 79 B CH 90 F SL 86 S FF 91 2-3 K			B CH 87 B CH 86 F CH 79 C CH 80 B SL 85 F CH 87 B FF 87 4-2 89 1B BB	2 1 0	0 0 0	0 0 0	0 0 0	0 0 1	1 1 0	2 1 0
6 Marlon Byrd, R (1, 7) OBP: 0.371, SLG: 0.484 89 Yhoxian Medina, R (4, 6) OBP: 0.500, SLG: 0.400		2 SAFE B SI 92 S CH 84 D CH 85 B SI 91 S SI 91 X CH 84 3-2 ② ③ G5-4-3 **1-2f**		B SL 85 S SL 83 S SL 84 T SL 86 1-2 ② K			B SI 94 B SI 93 B SI 94 B SI 93 4-0 92 S BB		C FF 87 D CH 80 F CH 80 X FF 88 1-2 79 G4-6-3 **1-2** 1B	2 1	0 0	0 1	0 0	0 1	1 0	2 0
4 Juan Uribe, R (1, 5) OBP: 0.361, SLG: 0.618 79 Todd Hankins, R (4, 5) OBP: 0.313, SLG: 0.286			S KC 77 B SL 82 B SL 83 B SI 91 B SI 90 4-1 7 1B 20 HR BB	B SL 86 B SI 91 X SI 90 2-0 P4			B CU 74 C SI 95 1 SAFE C SI 94 B CU 78 1 SAFE F SI 95 C CU 80 2-3 K		C CH 86 X FF 87 0-1 G4-6-3 **1-2f**	1 2	1 0	0 0	0 0	1 0	0 1	0 3
7 Collin Cowgill, R (1, 9) OBP: 0.270, SLG: 0.431 92 Bryson Myles, R (5, 9) OBP: 0.600, SLG: 0.750			B SI 91 C SI 90 F SI 91 D SL 83 F SI 91 B SI 92 X SI 92 3-2 20 HR **1-2** 1B		S CU 82 F CH 88 S CU 83 0-3 K		1 SAFE C SI 94 B CU 80 1 SAFE 1 SAFE B SI 93 F SI 94 B SI 95 X SI 95 3-2 G6-3 **1-2**			2 1	1 0	1 0	0 0	0 0	1 0	0 1

| Inning Stats | | |

Cleveland Indians @ Texas Rangers

Globe Life Park in Arlington, Arlington, TX

Sat Apr 02 2016, 2:08 PM - 4:48 PM EDT

Att. 17,114 - Sunny - 65 F

livebaseballscorecards.com

BOTTOM

Batter	1	2	3	4	5	6	7	8	9	AB	R	H	RBI	BB	SO	LOB
12 Rougned Odor, L (1, 4) OBP: 0.349, SLG: 0.698 75 Isiah Kiner-Falefa, R (3, 4) OBP: 0.286, SLG: 0.231	B FF 89 X FF 90 1-0 ① F8	C SL 84 C CH 85 F CH 83 X CU 80 0-2 ②③ FC6-3-2 1-2 2-H		C FF 94 S SL 85 B FF 96 C FF 96 1-3 ③ K			B SI 91 B SI 91 F SI 89 B SI 90 X SI 90 3-1 ③ G5-3			2 0 0 0 0 0 2 2 0 0 0 0 1 3						
17 Shin-Soo Choo, L (1, 9) OBP: 0.386, SLG: 0.368 74 Ryan Cordell, R (3, PR) OBP: 0.370, SLG: 0.560 (4, 9)	B CH 89 S FF 91 B FF 92 S SI 91 X SI 93 2-2 ② F9		B FF 92 C FF 93 B FF 92 B FF 94 B FF 95 4-1 84 1B BB		B SL 84 B FF 94 F FF 93 S FF 95 C FF 96 2-3 ① K			F SI 90 F FF 92 B SL 79 X FF 92 1-2 ① L9		1 0 0 0 1 0 0 2 0 0 0 0 1 0						
20 Ian Desmond, R (1, 7) OBP: 0.389, SLG: 0.500 25 Justin Ruggiano, R (4, 7) OBP: 0.288, SLG: 0.455	C FF 91 B FF 90 S SI 92 F SI 92 F CH 82 B FF 92 B CH 82 B FF 92 4-2 84 BB 18 1B BB		S FF 94 X SL 84 0-1 ① P3		B FF 96 F FF 95 B FF 97 S FF 96 S CH 86 2-3 ② K			B CH 83 B FF 89 F FF 91 X FF 92 2-1 ② F9		1 1 0 0 1 0 1 2 0 0 0 0 1 0						
84 Prince Fielder, L (1, 10) OBP: 0.362, SLG: 0.500 73 Ronald Guzmán, L (3, PR) OBP: 0.440, SLG: 0.750 (4, 10)	B SI 91 B FF 92 B SI 92 C SI 91 B FF 91 4-1 18 1B 1-2 BB		X FF 95 0-0 18 G6-3 1-3 1B		C SL 82 F CH 86 B FF 97 S FF 96 1-3 ③ K			B FF 92 F SI 91 F SI 91 B SL 79 B SI 92 F SI 91 X SI 90 3-2 ③ G6-3		1 0 1 0 1 0 0 2 0 0 0 0 1 0						
18 Mitch Moreland, L (1, 3) OBP: 0.314, SLG: 0.465 16 Ryan Rua, R (4, 3) OBP: 0.443, SLG: 0.649	B SI 93 X FF 91 1-0 1 FC6-4 1-2 2-H 1B		B FF 94 1 SAFE B CH 85 S FF 93 C FF 95 X CH 85 2-2 ②③ G6-3 1-2f			B FF 95 B FF 96 F SI 95 B FF 95 B FF 96 4-1 63 G4-6-3 BB			B CH 86 F SI 88 B CH 83 B FF 88 F CH 87 F SI 89 X SI 89 3-2 ① G4-3	2 0 1 1 0 0 2 1 0 0 0 1 0 0						
1 Elvis Andrus, R (1, 6) OBP: 0.460, SLG: 0.395 36 Luis Marté, R (4, PR) (5, 6)	B SI 93 D CH 82 X SI 92 2-0 ③ FC6-4 1-2f			S FF 94 B SL 86 F FF 94 X CH 86 1-2 2 SH5-4 61 1B 1B		C FF 94 F FC 91 S CU 79 0-3 ① K			B SL 75 X SI 90 1-0 ② G4-3	2 0 1 0 0 0 2 2 0 0 0 0 1 1						
61 Robinson Chirinos, R (1, 2) OBP: 0.283, SLG: 0.364 63 Brett Nicholas, L (6, 2) OBP: 0.476, SLG: 0.833 54 Pat Cantwell, R (9, PH) OBP: 1.000, SLG: 2.500		C FF 92 C SL 83 C FF 94 0-3 ① K		1 SAFE S FF 93 F CU 80 F FF 94 X CH 85 0-2 2 SH5-4 1-2 1B		X SI 96 0-0 ②③ G4-6-3 1-2f			B SL 75 B SI 89 X SI 89 2-0 3B	2 0 1 0 0 1 0 1 0 0 0 0 0 1 1 0 1 0 0 0 0						
2 Hanser Alberto, R (1, 5) OBP: 0.389, SLG: 0.608 38 Doug Bernier, R (7, 5) OBP: 0.071, SLG: 0.077		S CH 84 X FF 94 0-1 ① 3 1B 12 FC6-3-2 1B		B SI 93 X SI 92 1-0 ① SH5-4 1-2 2-3			C SI 91 X SI 91 0-1 ① G5-3		F CH 84 F SI 90 B SL 77 F SL 76 F SI 90 F SI 91 F SL 78 B SI 89 F SI 89 3-3 ③ F CH 83 B SI 89 F SL 77 S SI 89 K	1 0 1 0 0 0 0 2 0 0 0 0 1 1						
3 Delino DeShields, R (1, 8) OBP: 0.315, SLG: 0.510 70 Lewis Brinson, R (5, 8) OBP: 0.391, SLG: 0.545		B FF 93 X FF 92 1-0 12 FC6-3-2 1-2 1B		X CU 80 0-0 ② G5-3			B SI 91 C SI 91 F CU 83 S CU 84 1-3 ② K			2 0 1 0 0 0 3 1 0 0 0 0 1 0						

Inning Stats	1	2	3	4	5	6	7	8	9
	R: 1 E: 0 K: 0 S: 11 H: 1 LOB: 2 BB: 2 P: 25	R: 0 E: 0 K: 1 S: 10 H: 2 LOB: 1 BB: 0 P: 11	R: 0 E: 0 K: 0 S: 7 H: 1 LOB: 2 BB: 1 P: 13	R: 0 E: 0 K: 1 S: 12 H: 2 LOB: 3 BB: 0 P: 15	R: 0 E: 0 K: 3 S: 9 H: 0 LOB: 0 BB: 0 P: 14	R: 0 E: 0 K: 1 S: 5 H: 0 LOB: 0 BB: 1 P: 9	R: 0 E: 0 K: 1 S: 7 H: 0 LOB: 0 BB: 0 P: 11	R: 0 E: 0 K: 0 S: 9 H: 0 LOB: 0 BB: 0 P: 15	R: 0 E: 0 K: 1 S: 16 H: 1 LOB: 1 BB: 0 P: 25

	AB	30
	R	1
	H	7
	RBI	1
	BB	4
	SO	8
	LOB	16

	1B: 6	SF: 0	WP: 0	PA: 35
	2B: 1	SAC: 1	PB: 0	
	3B: 1	DP: 3	SB: 0	
	HR: 0	HBP: 0	CS: 0	

PITCHER		IP	WLS	BF	H	R	ER	SO	BB	IBB	HBP	BLK	WP	HR	S	P	ERA	WHIP
31 Danny Salazar, R ERA: 5.47	(1, 1)	5.0	W	22	6	1	1	5	3	0	0	0	0	0	49	78	1.80	1.800
47 Trevor Bauer, R ERA: 2.14	(6, 1)	1.0	H	3	0	0	0	1	1	0	0	0	0	0	5	9	0.00	1.000
53 Jeff Manship, R ERA: 3.86	(7, 1)	1.0	H	3	0	0	0	1	0	0	0	0	0	0	7	11	0.00	0.000
44 Ross Detwiler, L ERA: 3.6	(8, 1)	1.0	H	3	0	0	0	0	0	0	0	0	0	0	9	15	0.00	0.000
50 Tom Gorzelanny, L ERA: 3.72	(9, 1)	1.0	S	4	1	0	0	1	0	0	0	0	0	0	16	25	0.00	1.000

PITCHER	IP	WLS	BF	H	R	ER	SO	BB	IBB	HBP	BLK	WP	HR	S	P	ERA	WHIP

Batter	1	2	3	4	5	6	7	8	9	AB	R	H	RBI	BB	SO	LOB
50 Mookie Betts, R (1, 9) OBP: 0.400, SLG: 1.000	B SI 91 B SI 91 C SI 92 F SI 93 S SL 88 2-3 **K** ①		B SL 88 F FF 91 X SI 91 1-1 1-H **HR**		C CU 78 B SL 85 C SI 90 X SL 86 1-2 15 FC6-4 **1B**	B SI 89 F SI 88 D CU 81 C SI 89 B CU 82 X SI 88 3-2 **G5-3** ②③ 2-3f		B CU 76 C FF 92 X FF 93 1-1 **F8** ③		5	1	2	2	0	1	2
15 Dustin Pedroia, R (1, 4)	C SI 93 X CU 84 0-1 **F9** ②		C SL 87 X SI 92 0-1 **L7** ①		C SL 86 F SI 90 X CU 81 0-2 **FC6-4** ① 1-2f		C SI 89 B SI 88 B CU 82 F SI 89 X CU 81 2-2 **P3** ①		C FC 94 C FC 91 B SI 94 B KC 78 B FC 87 B FC 89 4-2 34 HR **BB**	4	1	0	0	1	0	1
2 Xander Bogaerts, R (1, 6)	C FF 93 S SL 86 X SI 94 0-2 **G6-3** ③		B FF 91 B SL 89 C SI 92 S SL 87 X SL 90 2-2 **F9** ②		D SI 91 1 SAFE X SL 85 1-0 **L7** ②		C SI 90 C CU 81 X CU 80 0-2 13 BB **E5**		B FF 94 C SI 94 C FC 88 C SI 94 1-3 **K** ①	5	0	0	0	0	1	2
34 David Ortiz, L (1, 10) OBP: 0.600, SLG: 1.500		C SI 90 X SI 92 0-1 **G1-3** ①	C CU 81 B CH 83 S SL 87 F FF 92 X FF 93 1-2 **2B**		B SL 87 D CH 83 S SI 90 B CU 80 F SI 92 F SL 86 X SL 88 3-2 **F9** ③		I IN 79 I IN 81 I IN 80 I IN 79 4-0 13 BB **IBB**		B FF 95 C SI 94 B CH 87 S SI 94 X FC 90 2-2 1-H **HR**	4	1	2	2	1	0	1
13 Hanley Ramirez, R (1, 3) OBP: 0.600, SLG: 0.500		C SL 88 F SI 92 C SI 93 0-3 **K** ②	B SI 92 S SL 87 S SL 87 X SI 92 1-2 **G4-3** ③			B CU 79 B SI 90 X SI 91 2-0 47 1B 12 1B **1B**	C CU 80 B CU 81 B SI 89 D CU 80 B SI 89 4-1 1-2 2-3 **BB**		X FF 95 0-0 **1B**	4	1	2	0	1	1	1
47 Travis Shaw, L (1, 5) OBP: 0.400, SLG: 0.400		B SI 92 B FF 92 X SI 92 2-0 12 1B **1B**		B CU 80 F FF 90 C SI 91 C SL 86 1-3 ① **K**		C SL 85 D CH 83 X SI 91 1-1 23 FC3-6 12 1B 25 WP 1-3 **1B**	F SI 91 B SI 90 F SI 90 C FF 93 1-3 ② **K**		C FF 95 F FC 89 S KC 79 0-3 ② **K**	5	1	2	0	0	3	4
12 Brock Holt, L (1, 7) OBP: 0.400, SLG: 0.400		C SI 91 X SL 85 0-1 1-2 **1B**	C SI 91 B SI 91 B SI 92 F SL 88 S CU 82 2-3 ② **K**		C SI 91 S SI 91 B CU 82 B FF 91 X SI 92 2-2 23 FC3-6 1-2 3-H **1B**	B SI 90 F SI 90 B SI 88 C SI 90 X FF 92 2-2 ③ **L5**		F FF 95 B FF 94 B SI 93 B FF 94 X FF 93 3-1 ③ **L7**	5	0	2	1	0	1	4
23 Blake Swihart, S (1, 2)		C SI 92 B SI 92 S CH 84 S CU 83 1-3 ③ **K**		B SI 90 B CH 83 B SI 92 C SI 91 B SI 92 4-1 **BB**	X SI 90 0-0 ① **FC3-6** 50 G5-3 25 WP 1-2f 2-3			B FF 90 C FF 89 F FF 89 B FF 92 B SL 84 B SL 84 4-2 25 CS **BB**		2	0	0	0	2	1	4
25 Jackie Bradley Jr., L (1, 8) OBP: 0.500, SLG: 0.333			B SI 91 X FF 90 1-0 50 HR **1B**	C SI 89 S CH 84 X SI 90 0-2 ③ **G4-3**	C SL 86 B CH 84 F FF 90 B SL 85 B CU 81 B FF 91 4-2 1-2 3-H **BB**			B FF 90 B SI 90 B FF 90 C FF 89 X FF 90 3-1 1-2 ①② **P5**		3	1	1	0	1	0	2
Inning Stats	R: 0 E: 0 K: 1 S: 8 H: 0 LOB: 0 BB: 0 P: 10	R: 0 E: 0 K: 2 S: 11 H: 2 LOB: 2 BB: 0 P: 14	R: 2 E: 0 K: 0 S: 15 H: 3 LOB: 1 BB: 0 P: 21	R: 0 E: 0 K: 2 S: 10 H: 0 LOB: 1 BB: 1 P: 17	R: 0 E: 0 K: 0 S: 11 H: 1 LOB: 1 BB: 0 P: 16	R: 2 E: 0 K: 0 S: 12 H: 3 LOB: 1 BB: 1 P: 24	R: 0 E: 1 K: 1 S: 13 H: 0 LOB: 3 BB: 2 P: 26	R: 0 E: 0 K: 0 S: 6 H: 0 LOB: 0 BB: 1 P: 14	R: 2 E: 0 K: 2 S: 14 H: 2 LOB: 1 BB: 1 P: 24	1B: 8 2B: 1 3B: 0 HR: 2 SF: 0 SAC: 0 DP: 1 HBP: 0						

PITCHER		IP	WLS	BF	H	R	ER	SO	BB	IBB	HBP	BLK	WP	HR	S	P	ERA	WHIP
28 Corey Kluber, R ERA: 6.75	(1, 1)	5.1	L	27	9	4	4	5	2	0	0	0	1	1	64	96	6.75	2.062
53 Jeff Manship, R ERA:	(6, 1)	1.0		5	0	0	0	0	1	1	0	0	0	0	10	23	0.00	1.000
44 Ross Detwiler, L ERA:	(7, 1)	0.2		2	0	0	0	1	0	0	0	0	0	0	6	9	0.00	0.000
62 Joba Chamberlain, R ERA:	(8, 1)	1.0		3	0	0	0	0	1	0	0	0	0	0	6	14	0.00	1.000
47 Trevor Bauer, R ERA: 18.0	(9, 1)	1.0		6	2	2	2	2	1	0	0	0	0	1	14	24	18.00	3.000

PITCHER	IP	WLS	BF	H	R	ER	SO	BB	IBB	HBP	BLK	WP	HR	S	P	ERA	WHIP

TOP

Boston Red Sox @ Cleveland Indians

Progressive Field, Cleveland, OH

Tue Apr 05 2016, 1:12 PM - 4:24 PM EDT

Att. 34,493 - Sunny - 34 F

livebaseballscorecards.com

AB	37
R	6
H	11
RBI	5
BB	6
SO	8
LOB	21

WP: 1	PA: 43		
PB: 0			
SB: 0			
CS: 1			

BOTTOM

Batter	1	2	3	4	5	6	7	8	9	AB	R	H	RBI	BB	SO	LOB
20 Rajai Davis, R (1, 8) (8, 7)	C FF 89 F SI 90 C SI 91 0-3 K ①		F FC 87 B FC 88 C CH 81 S KC 78 1-3 K ②		S CH 81 B CH 80 B FC 86 B FF 89 X SI 90 3-1 L9 ①		B SL 79 F FF 92 S SL 79 S SL 81 1-3 K ③			4	0	0	0	0	3	0
22 Jason Kipnis, L (1, 4)	B SI 91 C SI 90 B SI 90 C FC 86 S KC 78 2-3 K ②		C FC 87 C FC 87 X SI 91 0-2 G4-3 ③		C SI 90 X SI 91 0-1 G3 ②			F FF 86 B FF 86 X FS 78 1-1 F8 ①		4	0	0	0	0	1	0
12 Francisco Lindor, S (1, 6) OBP: 0.500, SLG: 0.500	B SI 91 B SI 90 X SI 90 2-0 G6-3 ③			C FC 85 S CH 81 X FC 87 0-2 41 1B 10 1B 1B	C SI 90 X KC 78 0-1 1B			S FS 78 S FS 78 X FF 86 0-2 L7 ②		4	1	2	0	0	0	0
26 Mike Napoli, R (1, 3)		B CH 82 S CH 81 B SI 90 B CH 82 C SI 91 B SI 91 4-2 10 L8 41 BB BB	B SI 90 C FC 88 F FC 87 B CH 83 F SI 91 B SI 92 F CH 84 F CH 88 F SI 92 3-3 F KC 80 C FC 87 K ①	C SI 91 S SI 91 C SI 93 0-3 K ③			B SL 81 B CH 87 C FS 77 B CH 79 C FS 77 C FF 85 3-3 K ③		3	0	0	0	1	3	2
41 Carlos Santana, S (1, 10) OBP: 0.500, SLG: 0.333		B SI 91 D CH 84 B SI 92 C SI 91 B SI 92 4-1 1-2 BB	1 SAFE B FF 91 C FC 87 1 SAFE B FC 87 F FC 85 B CH 82 X SI 91 3-2 10 1B 6 SF7 1-2 1B	C SI 88 B KC 77 C CH 81 B FC 87 X CH 82 2-2 G5-3 ①			B FF 96 B FF 96 X FF 96 2-0 L7 ①		3	1	1	0	1	0	0
10 Yan Gomes, R (1, 2) OBP: 0.250, SLG: 0.250		C CH 84 X SI 92 0-1 L8 ① 2-3	X FC 87 0-0 4 1B 1-3 2-H 1B	B FF 91 X CH 81 1-0 G6-3 ②			C FF 96 C KC 86 B FF 97 C FF 97 1-3 K ②		4	0	1	1	0	1	2
6 Marlon Byrd, R (1, 7) (8, 9)		S SI 91 S SI 91 B SI 92 S SI 92 1-3 K ②	D CH 82 F FC 87 C CH 83 F SI 91 B FC 87 F SI 92 F CH 84 X KC 78 2-2 SF7 ② 3-H	C FF 90 S SI 90 B SI 91 F CH 89 F SI 91 S CH 83 1-3 K2-3 ③			B KC 86 C FF 95 B KC 84 B FF 96 B FF 94 4-1 BB	2	0	0	1	1	2	2
4 Juan Uribe, R (1, 5) OBP: 0.250, SLG: 0.250		D CH 84 C CH 83 C SI 91 B SI 92 F SI 92 S CH 84 2-3 K ③	X FC 87 0-0 1-2 1B				S SL 79 B FO 86 B FF 92 B FF 92 X FF 91 3-1 G6-3 ①		S FF 95 B FF 96 F FF 96 F FF 97 B FF 96 B KC 86 C FF 96 3-3 K ③	4	0	1	0	0	2	3
7 Collin Cowgill, R (1, 9) 30 Tyler Naquin, L (7, PH) (8, 8)			C FF 90 C KC 76 B CH 82 S SI 91 1-3 K ① F CH 83 C KC 79 C FC 88 0-3 K ③				C FF 92 F FO 84 S FF 92 0-3 K ②			2 1	0 0	0 0	0 0	0 0	2 1	2 0
Inning Stats	R: 0 E: 0 K: 2 S: 7 H: 0 LOB: 0 BB: 0 P: 11	R: 0 E: 0 K: 2 S: 12 H: 0 LOB: 2 BB: 2 P: 23	R: 0 E: 0 K: 2 S: 9 H: 0 LOB: 0 BB: 0 P: 11	R: 2 E: 0 K: 2 S: 25 H: 4 LOB: 2 BB: 0 P: 33	R: 0 E: 0 K: 1 S: 9 H: 1 LOB: 1 BB: 0 P: 12	R: 0 E: 0 K: 1 S: 9 H: 0 LOB: 0 BB: 0 P: 13	R: 0 E: 0 K: 2 S: 8 H: 0 LOB: 0 BB: 0 P: 12	R: 0 E: 0 K: 1 S: 8 H: 0 LOB: 0 BB: 0 P: 12	R: 0 E: 0 K: 2 S: 9 H: 0 LOB: 1 BB: 1 P: 19	1B: 5 2B: 0 3B: 0 HR: 0	SF: 1 SAC: 0 DP: 0 HBP: 0			WP: 0 PB: 0 SB: 0 CS: 0	PA: 35		

PITCHER	IP	WLS	BF	H	R	ER	SO	BB	IBB	HBP	BLK	WP	HR	S	P	ERA	WHIP
24 David Price, L (1, 1) ERA: 3.0	6.0	W	25	5	2	2	10	2	0	0	0	0	0	71	103	3.00	1.167
36 Junichi Tazawa, R (7, 1) ERA:	1.0	H	3	0	0	0	2	0	0	0	0	0	0	8	12	0.00	0.000
19 Koji Uehara, R (8, 1) ERA:	1.0	H	3	0	0	0	1	0	0	0	0	0	0	8	12	0.00	0.000
46 Craig Kimbrel, R (9, 1) ERA:	1.0		4	0	0	0	2	1	0	0	0	0	0	9	19	0.00	1.000

PITCHER	IP	WLS	BF	H	R	ER	SO	BB	IBB	HBP	BLK	WP	HR	S	P	ERA	WHIP

Boston Red Sox @ Cleveland Indians

Progressive Field, Cleveland, OH

Tue Apr 05 2016, 1:12 PM - 4:24 PM EDT

Att. 34,493 - Sunny - 34 F

livebaseballscorecards.com

AB	31
R	2
H	5
RBI	2
BB	3
SO	15
LOB	11

Batter	1	2	3	4	5	6	7	8	9	AB	R	H	RBI	BB	SO	LOB
50 Mookie Betts, R (1, 9) OBP: 0.200, SLG: 0.500	B FF 96 C FF 95 B FF 95 S FF 96 S FF 96 2-3 K ①	C SL 86 B FF 93 X FF 93 1-1 L8 ③			C CH 87 B SI 92 B CU 81 S SI 92 X CU 81 2-2 G4-3 ②	X SI 92 0-0 G5-3 ② 1-2 3-H		B FC 93 1 SAFE C FC 92 B FC 92 F FC 92 S SL 84 2-3 K ③		5	0	0	1	0	2	2
15 Dustin Pedroia, R (1, 4) OBP: 0.300, SLG: 0.333	B FF 95 S FF 95 X FF 96 1-1 2B		B SI 92 X FF 92 1-0 G5-3 ①		C FF 93 B SI 91 F SL 87 X CU 82 1-2 2 FC6-4 1B	B FF 93 B FF 93 C FF 93 X FF 93 2-1 L3-1 ③			C FF 94 X FF 94 0-1 F9 ①	5	0	2	0	0	0	1
2 Xander Bogaerts, R (1, 6)	B SI 94 S FF 94 F SL 88 B SL 89 F FF 95 B CH 89 F FF 95 B FF 94 4-2 BB		C CU 80 F FF 93 S CU 82 0-3 K ②		F SL 85 S SL 85 X SI 92 0-2 FC6-4 ③ 1-2f		B FF 94 B SI 93 X FF 94 2-0 G4-3 ①		C FF 94 S KC 84 S KC 84 0-3 K ②	4	0	0	0	1	2	1
34 David Ortiz, L (1, 10) OBP: 0.400, SLG: 1.111	B FF 94 X SI 93 1-0 L7 ②		C FF 93 C CH 88 B CU 83 B CH 88 X CU 82 2-2 G3-1 ③			B SL 85 B CH 90 S CH 90 F CH 86 B CH 87 F CU 81 X FF 92 3-2 HR	C FF 93 X FF 93 0-1 F8 ②		F FF 93 B FF 94 B KC 84 B FF 94 X FF 94 3-1 L7 ③	5	1	1	1	0	0	2
13 Hanley Ramirez, R (1, 3) OBP: 0.556, SLG: 0.875	B SI 93 B FF 94 B FF 93 X FF 93 3-0 G1-3 ③			C FF 92 C CU 82 S SL 87 0-3 K ①		B SL 84 F CH 90 B FF 91 X FF 92 2-1 HR	B CU 78 X FC 89 1-0 WP S 1B			4	1	2	1	0	1	2
47 Travis Shaw, L (1, 5) OBP: 0.429, SLG: 0.429 30 Chris Young, R (6, PH) OBP: 1.000, SLG: 2.000 (6, 7) Pablo Sandoval, S (7, PH) (7, 5)		C FF 93 X CH 88 0-1 12 HR 1B		C FF 93 B SL 86 X FF 92 1-1 F7 ②		C SI 91 B CH 84 B FF 90 X FF 89 2-1 23 BB 25 SF8 2B	B FF 93 S FF 93 B FF 94 F FF 94 F FF 94 X FF 94 2-2 L8 ③ 1-3			2 1 1	1 1 0	1 1 0	0 0 0	0 0 0	0 0 0	0 0 1
12 Brock Holt, L (1, 7) OBP: 0.556, SLG: 0.875 (6, 5) (7, 7)		C CH 88 B SI 93 B CH 87 B FF 93 F FF 93 F FF 94 X FF 93 3-2 1-H HR		B FF 92 B SI 93 C FF 92 C CH 87 X CU 82 2-2 1B		C SI 90 D SL 77 B SI 90 B FF 90 F SI 90 F SI 91 B FF 91 4-2 25 SF8 23 BB 50 G5-3 BB		C FC 92 F FC 91 B FC 91 B FC 93 F FC 92 X FC 93 2-2 G6-3 ①		3	2	2	2	1	0	0
23 Blake Swihart, S (1, 2)		B FF 92 B CH 91 F FF 92 B CH 86 F CH 91 F FF 92 X FF 92 3-2 L8 ①		C FF 91 C CU 81 F SL 87 C CU 81 0-3 K ③		B CH 84 2 SAFE B F SI 89 B D SI 90 4-1 50 G5-3 BB 1-2 2-3		F FC 93 B FC 92 S SL 83 X FC 94 1-2 L7 ②		3	0	0	0	1	1	1
25 Jackie Bradley Jr., L (1, 8) OBP: 0.375, SLG: 0.333		C CU 82 S CH 87 C SL 88 0-3 K ②			B CU 80 F CH 91 F CH 87 X CU 80 1-2 G4-3 ①	X SI 90 0-0 SF8 ① 2-3 3-H		B SL 80 X FC 92 1-0 1B		3	0	1	1	0	1	0
Inning Stats	R: 0 E: 0 K: 1 S: 11 H: 1 LOB: 2 BB: 1 P: 22	R: 2 E: 0 K: 1 S: 15 H: 2 LOB: 0 BB: 0 P: 22	R: 0 E: 0 K: 1 S: 7 H: 0 LOB: 0 BB: 0 P: 10	R: 0 E: 0 K: 2 S: 12 H: 1 LOB: 1 BB: 0 P: 15	R: 0 E: 0 K: 0 S: 12 H: 1 LOB: 1 BB: 0 P: 16	R: 4 E: 0 K: 0 S: 16 H: 3 LOB: 1 BB: 2 P: 33	R: 0 E: 0 K: 0 S: 8 H: 1 LOB: 1 BB: 0 P: 13	R: 0 E: 0 K: 1 S: 11 H: 1 LOB: 1 BB: 0 P: 17	R: 0 E: 0 K: 1 S: 7 H: 0 LOB: 0 BB: 0 P: 10	1B: 5 2B: 2 3B: 0 HR: 3 SF: 1 SAC: 0 DP: 0 HBP: 0						

PITCHER		IP	WLS	BF	H	R	ER	SO	BB	IBB	HBP	BLK	WP	HR	S	P	ERA	WHIP
59 Carlos Carrasco, R ERA: 7.2	(1, 1)	5.0		23	7	4	4	5	1	0	0	0	0	3	63	96	7.20	1.600
44 Ross Detwiler, L ERA: 18.0	(6, 1)	0.1	B	4	1	1	1	0	2	0	0	0	0	0	7	17	27.00	9.000
34 Zach McAllister, R ERA:	(6, 1)	1.2	W	6	1	1	1	0	0	0	0	0	1	0	11	18	5.40	0.600
27 Bryan Shaw, R ERA:	(8, 1)	1.0	H	4	1	0	0	1	0	0	0	0	0	0	11	17	0.00	1.000
37 Cody Allen, R ERA:	(9, 1)	1.0	S	3	0	0	0	1	0	0	0	0	0	0	7	10	0.00	0.000

PITCHER	IP	WLS	BF	H	R	ER	SO	BB	IBB	HBP	BLK	WP	HR	S	P	ERA	WHIP

TOP

Boston Red Sox @ Cleveland Indians

Progressive Field, Cleveland, OH

Wed Apr 06 2016, 6:22 PM - 9:49 PM EDT

Att. 10,298 - Cloudy - 60 F

livebaseballscorecards.com

AB	36
R	6
H	10
RBI	6
BB	3
SO	7
LOB	10

WP: 1 PA: 40
PB: 0
SB: 1
CS: 0

BOTTOM

Boston Red Sox @ Cleveland Indians

Progressive Field, Cleveland, OH

Wed Apr 06 2016, 6:22 PM - 9:49 PM EDT

Att. 10,298 - Cloudy - 60 F

livebaseballscorecards.com

Batter	1	2	3	4	5	6	7	8	9	AB	R	H	RBI	BB	SO	LOB
12 Francisco Lindor, S (1, 6) OBP: 0.333, SLG: 0.250	B FC 90 C SI 89 B CH 79 S FC 87 B SI 89 S FC 85 3-3 K ①	C FF 90 1 SAFE S CU 77 F FC 86 1 SAFE X SI 91 0-2 G3 ② 1-2		B CH 79 C CU 75 F FF 91 B CH 80 S FC 86 2-3 K ②		F FF 92 D FF 91 D CU 78 D CU 81 X FF 93 3-2 E5 1-2		1 SAFE C FF 93 C CH 84 D KC 80 B FF 94 B FF 94 B CH 86 4-2 11 CS 1-2 BB		4	0	0	0	1	2	2
11 José Ramírez, S (1, 7) OBP: 0.400, SLG: 0.400	C SI 90 X CH 79 0-1 22 2B 1B	B FF 90 X SI 90 1-0 2-H 1B		F SI 90 C FF 90 B CU 79 F FC 87 X CH 78 1-2 L5 ③		C FF 93 B FF 91 X FF 92 1-1 F9 ③		B FF 95 F KC 81 B FF 95 S FF 94 T FF 95 2-2 K ②③ 1-2 2-3		5	1	2	1	0	1	4
22 Jason Kipnis, L (1, 4) OBP: 0.375, SLG: 0.333	C CU 74 1 SAFE 1 SAFE B FC 86 F FC 87 D CH 82 X SI 90 2-2 41 HR 2B 1-H	C CU 76 B FC 87 B FF 91 D CH 81 B FF 91 4-1 BB			B FS 88 B FC 85 B FC 90 C FS 88 B FC 90 4-1 26 G6-4-3 1 BB		B CU 74 C CU 78 X FF 93 1-1 L8 ①			2	1	1	1	2	0	0
26 Mike Napoli, R (1, 3) OBP: 0.375, SLG: 0.667	B CU 76 B SI 91 B FC 86 C FC 90 B SI 91 4-1 41 HR BB	F FC 90 B FC 87 B FC 88 F SI 90 B CU 78 X FC 87 3-2 G6-3 ③			1 SAFE F SI 88 D CH 84 F SI 89 D CH 84 X CH 84 2-2 G6-4-3 ①② 1-2f		B FF 92 S FO 85 S FO 87 B FF 93 X FO 87 2-2 HR			3	2	1	1	1	0	3
41 Carlos Santana, S (1, 10) OBP: 0.625, SLG: 1.167	B CH 80 B FC 86 B SI 90 C FF 90 X FF 91 3-1 1-H 2-H HR	B SI 90 C FF 90 B FC 87 X FF 91 2-1 2B			C SI 89 X CH 84 0-1 L8 ③		B FF 93 B SL 79 S FO 85 C FF 93 B CU 76 F FO 87 F FO 86 B FF 93 4-2 BB			3	1	2	3	1	0	0
10 Yan Gomes, R (1, 2) OBP: 0.250, SLG: 0.143	C FF 90 X CU 76 0-1 F9 ②	B FF 90 B FF 90 C FF 90 B CH 78 S FC 87 S FC 87 3-3 K ①				F SI 88 B CU 77 B CH 84 S CH 84 B CH 84 F SI 88 B SI 90 4-2 6 1B 4 SF8 BB	1 SAFE C FF 93 X CH 84 0-1 L8 ②			3	1	0	0	1	1	2
6 Marlon Byrd, R (1, 9) OBP: 0.250, SLG: 0.167 7 Collin Cowgill, R (8, 9)	F FC 88 C FF 92 B SI 92 X CU 79 1-2 G5-3 ③	S CU 77 F CH 80 B SI 91 B FC 87 X CH 78 2-2 P4 ②				C FF 90 X CH 84 0-1 12 E 1B 1-3	C FF 93 C FF 92 C FF 95 0-3 K ③			4 0	0 0	1 0	0 0	0 0	1 0	2 0
4 Juan Uribe, R (1, 5) OBP: 0.125, SLG: 0.143		X SI 90 0-0 G6-3 ① C FC 88 F FF 92 B CU 79 X FC 86 1-2 F8 ③				B SI 90 X SI 89 1-0 SF8 ① 3-H		B KC 79 X FF 93 1-0 L8 ①		3	0	0	1	0	0	1
30 Tyler Naquin, L (1, 8) OBP: 0.333, SLG: 0.333 20 Rajai Davis, R (6, PH) OBP: 0.167, SLG: 0.167 (7, 8)		C FC 90 F CU 76 B SI 91 B SI 90 F FC 86 B CH 80 F SI 90 F SI 89 X CU 76 3-2 12 G3 11 1B 1B		F FC 89 B FC 87 F CH 79 S CH 80 1-3 K2-3 ①		1 SAFE F FF 92 X CU 78 0-1 L9 ②		B FF 94 X KC 80 1-0 11 CS 12 S 1B		2 2	1 0	1 1	0 0	0 0	1 0	0 1
Inning Stats	R: 4 E: 0 K: 1 S: 16 H: 3 LOB: 0 BB: 1 P: 29	R: 1 E: 0 K: 0 S: 16 H: 2 LOB: 2 BB: 1 P: 27	R: 0 E: 0 K: 1 S: 11 H: 1 LOB: 1 BB: 0 P: 19	R: 0 E: 0 K: 2 S: 10 H: 0 LOB: 0 BB: 0 P: 14	R: 0 E: 0 K: 0 S: 6 H: 0 LOB: 0 BB: 1 P: 12	R: 1 E: 1 K: 0 S: 13 H: 1 LOB: 2 BB: 1 P: 22	R: 1 E: 0 K: 1 S: 14 H: 1 LOB: 1 BB: 1 P: 21	R: 0 E: 0 K: 1 S: 7 H: 1 LOB: 1 BB: 1 P: 15		1B: 5 2B: 2 3B: 0 HR: 2 SF: 1 SAC: 0 DP: 1 HBP: 0						

AB	31
R	7
H	9
RBI	7
BB	6
SO	6
LOB	15

WP: 0 PA: 38
PB: 0
SB: 1
CS: 2

PITCHER		IP	WLS	BF	H	R	ER	SO	BB	IBB	HBP	BLK	WP	HR	S	P	ERA	WHIP
11 Clay Buchholz, R ERA: 11.25	(1, 1)	4.0		21	6	5	5	4	3	0	0	0	0	1	54	94	11.25	2.250
66 Noé Ramirez, R ERA: 6.75	(5, 1)	1.1		5	1	1	1	0	1	0	0	0	0	0	11	18	6.75	1.500
28 Robbie Ross Jr., L ERA:	(6, 1)	0.2		3	0	0	0	0	0	0	0	0	0	0	7	11	0.00	0.000
36 Junichi Tazawa, R ERA: 6.75	(7, 1)	0.1	L	3	1	1	1	0	1	0	0	0	0	1	9	16	27.00	6.000
68 Matt Barnes, R ERA:	(7, 1)	1.2		6	1	0	0	2	1	0	0	0	0	0	12	20	0.00	1.200

PITCHER	IP	WLS	BF	H	R	ER	SO	BB	IBB	HBP	BLK	WP	HR	S	P	ERA	WHIP

Batter	1	2	3	4	5	6	7	8	9	AB	R	H	RBI	BB	SO	LOB
20 Rajai Davis, R (1, 8) (8, 7) OBP: 0.273, SLG: 0.400	C FF 88 C FF 90 B CH 82 F FF 89 C SI 91 1-3 ① K	B FF 87 X CH 81 1-0 22 SF8 2-H 3B			B CH 84 F FF 86 C FC 83 B CH 80 C SI 87 2-3 ① K	B SI 91 F SI 93 F SL 83 S SL 84 1-3 ③ K			F FF 91 B SI 91 B FS 84 B SI 91 B SI 90 4-1 22 G1-6-3 BB	4	1	1	1	1	3	0
22 Jason Kipnis, L (1, 4) OBP: 0.308, SLG: 0.300	C FF 89 B SI 89 X FF 87 1-1 26 BB 12 1B 41 FC2 1B	B FF 87 C FF 87 X FF 88 1-1 ② SF8 3-H			C FF 86 B CH 80 B CU 76 X FF 87 2-1 ② L9		B FF 89 C FF 89 F SL 83 F SL 84 B SL 84 F FF 90 S FF 92 2-3 ① K		B SI 90 B FS 83 X FF 90 2-0 ②③ G1-6-3 1-2f	4	1	1	1	0	1	1
12 Francisco Lindor, S (1, 6) OBP: 0.385, SLG: 0.333	B FF 88 S CH 81 F FF 88 X SI 89 1-2 41 FC2 26 BB 41 E 1-2 1B	C FC 86 B CU 76 B CH 81 F CH 81 X CH 81 2-2 ③ G2-3			B CH 80 C CH 80 S FC 83 X SI 88 1-2 26 1B 41 1B		C FF 91 B FF 90 C FF 91 S SL 86 1-3 ② K2-3			4	2	2	0	0	1	0
26 Mike Napoli, R (1, 3) OBP: 0.417, SLG: 0.556	F FF 88 B CH 81 B CH 81 B CH 81 B FF 90 4-1 41 E 10 SF8 1-2 2-3 BB		B CH 86 C FF 86 F FC 83 B CH 80 B CH 80 X FF 87 3-2 ① F9		B CH 85 1 SAFE X FC 85 1-0 41 1B 10 2B 1-3 1B		B SL 83 B FF 90 C FF 90 B SL 83 X SI 90 3-1 ③ G4-3			3	2	1	0	1	0	0
41 Carlos Santana, S (1, 10) OBP: 0.500, SLG: 0.800	B CH 82 B FF 88 C FF 89 C FF 89 X SI 90 2-2 FC2 10 SF8 1-3 2-H 3-H		B CH 80 C FF 87 B FF 88 B CH 81 X FC 86 3-1 ② F8		S CH 79 D CH 80 X CH 81 1-1 10 2B 1-2 3-H 1B			C FF 89 B FF 89 X FF 90 1-1 ① F9		4	0	1	2	0	0	1
10 Yan Gomes, R (1, 2) OBP: 0.250, SLG: 0.300	F CH 81 X CU 76 0-1 ② SF8 2-3 3-H		F FF 86 F FF 87 B CH 80 X FC 85 1-2 ③ F7		D CU 74 X FF 85 1-0 1-3 2-H 2B			C FF 89 F SL 83 B SL 84 X SL 83 1-2 ② G6-3		3	0	1	2	0	0	0
6 Marlon Byrd, R (1, 9) OBP: 0.250, SLG: 0.300 7 Collin Cowgill, R (8, PR) (8, 9)	B FF 88 S CH 81 F CH 81 D CH 82 C SI 89 2-3 ③ K			C CU 73 B FC 84 S CH 79 F CH 80 C SI 89 1-3 ① K	F CH 80 C SI 87 B SI 88 F CH 80 F CH 80 F FF 87 X CH 80 1-2 ③ P4			X FF 91 0-0 2B		4 0	0 0	1 0	0 0	0 0	2 0	3 0
4 Juan Uribe, R (1, 5) OBP: 0.083, SLG: 0.091 30 Tyler Naquin, L (8, 8) OBP: 0.333, SLG: 0.333		C FF 87 B CH 80 F FC 84 S CH 81 1-3 ① K		F FC 82 F FF 87 B FC 84 F FC 84 F CH 80 B CH 80 B CH 81 S CH 80 3-3 ② K		C FF 91 B SL 83 S SL 83 X SL 84 1-2 ① G4-3		B FF 90 X FF 90 1-0 ③ G5-3		4 0	0 0	0 0	0 0	0 0	2 0	1 0
11 José Ramírez, S (1, 7) OBP: 0.333, SLG: 0.444		C CU 74 B CH 81 F CH 80 X SI 89 1-2 20 3B 2B		B CH 82 B FC 86 X FC 85 2-0 ③ F9		C SL 83 X FF 92 0-1 ② G4-3			C SI 91 B FS 84 X FS 83 1-1 ① G4-3	4	1	1	0	0	0	0
Inning Stats	R: 3 E: 1 K: 2 S: 18 H: 2 LOB: 1 BB: 1 P: 29	R: 2 E: 0 K: 1 S: 12 H: 2 LOB: 0 BB: 0 P: 18	R: 0 E: 0 K: 0 S: 8 H: 0 LOB: 0 BB: 0 P: 15	R: 0 E: 0 K: 2 S: 10 H: 0 LOB: 0 BB: 0 P: 16	R: 2 E: 0 K: 1 S: 18 H: 4 LOB: 2 BB: 0 P: 27	R: 0 E: 0 K: 1 S: 8 H: 0 LOB: 0 BB: 0 P: 10	R: 0 E: 0 K: 2 S: 10 H: 0 LOB: 0 BB: 0 P: 16	R: 0 E: 0 K: 0 S: 7 H: 1 LOB: 1 BB: 0 P: 10	R: 0 E: 0 K: 0 S: 4 H: 0 LOB: 0 BB: 1 P: 11	1B: 5 2B: 3 3B: 1 HR: 0 SF: 2 SAC: 0 DP: 1 HBP: 0					WP: 0 PB: 0 SB: 0 CS: 0	PA: 38	

TOP

Cleveland Indians @ Chicago White Sox

U.S. Cellular Field, Chicago, IL

Fri Apr 08 2016, 4:26 PM - 7:09 PM EDT

Att. 38,019 - Cloudy - 39 F

livebaseballscorecards.com

AB	34
R	7
H	9
RBI	6
BB	2
SO	9
LOB	6

PITCHER		IP	WLS	BF	H	R	ER	SO	BB	IBB	HBP	BLK	WP	HR	S	P	ERA	WHIP
50 John Danks, L ERA: 9.0	(1, 1)	5.0	L	25	8	7	5	6	1	0	0	0	0	0	66	105	9.00	1.800
43 Dan Jennings, L ERA:	(6, 1)	3.0		10	1	0	0	3	0	0	0	0	0	0	25	36	0.00	0.333
57 Zach Putnam, R ERA: 4.5	(9, 1)	1.0		3	0	0	0	0	1	0	0	0	0	0	4	11	0.00	1.000

PITCHER	IP	WLS	BF	H	R	ER	SO	BB	IBB	HBP	BLK	WP	HR	S	P	ERA	WHIP

Batter	1	2	3	4	5	6	7	8	9	AB	R	H	RBI	BB	SO	LOB
1 Adam Eaton, L (1, 9) OBP: 0.500, SLG: 0.600	B FF 94 B FF 95 C FF 95 B FF 95 C FF 96 F FF 95 S FF 96 3-3 ① **K**		C SI 95 B FF 95 F SI 94 F FF 96 D CH 87 D CH 87 F FF 96 F FF 96 S FF 97 3-3 ② **K**		B B X 2-0 ③ **F8**			B FF 92 X CH 86 1-0 ② **F7**		4	0	0	0	0	2	2
7 Jimmy Rollins, S (1, 6) OBP: 0.118, SLG: 0.313	C FF 94 B FF 94 B SI 95 S FF 96 F FF 96 B FF 96 X FF 97 3-2 ② **G6-3**		B FF 95 X SI 95 1-0 ③ **G3**			B SI 93 S FF 93 F CH 82 S FF 95 1-3 ① **K**		B FF 93 S CH 87 B FF 94 C SI 93 T CH 86 2-2 ③ **K**		4	0	0	0	0	2	1
79 José Abreu, R (1, 3) OBP: 0.318, SLG: 0.474	C FF 95 B FF 94 B SL 87 B SI 96 S FF 97 S FF 98 3-3 ③ **K**			B FF 95 S FF 94 X SI 96 1-1 ① **G1-3**		F SI 93 B SL 84 H SL 83 2-1 21 BB **HBP**			C FF 89 S FF 89 F FF 90 X FF 90 0-2 ① **F9**	3	0	0	0	0	1	0
21 Todd Frazier, R (1, 5) OBP: 0.273, SLG: 0.500		B FF 94 S FF 94 X SI 96 1-1 ① **G6-3**		S FF 95 F FF 96 X FF 94 0-2 **HR**		B SI 92 B SI 91 C SI 90 D CU 83 B SI 91 4-1 53 G6-4-3 1-2 **BB**			X SI 89 0-0 41 G4-6-3 **1B**	3	1	2	1	1	0	0
53 Melky Cabrera, S (1, 7) OBP: 0.300, SLG: 0.176 41 Jerry Sands, R (9, 7)		B FF 95 B FF 96 B SI 95 B FF 96 4-0 26 BB **BB**		B FF 95 X SI 95 1-0 ② **G4-3**		C SI 91 B SI 92 X SI 90 1-1 ② ③ **G6-4-3** 1-2f			C FF 90 B SI 90 X SI 90 1-1 ② ③ **G4-6-3** 1-2f	2 1	0 0	0 0	0 0	1 0	0 0	2 1
26 Avisaíl García, R (1, 10) OBP: 0.211, SLG: 0.118		B FF 95 S FF 95 F FF 95 D CH 87 F FF 97 B FF 96 B FF 95 4-2 15 K 1-2 **BB**		F FF 96 B CH 86 F SI 94 S CH 86 1-3 ③ **K**			S FF 95 F FF 96 B FF 96 F KC 79 S FF 97 1-3 ① **K**			2	0	0	0	1	2	0
15 Brett Lawrie, R (1, 4) OBP: 0.211, SLG: 0.167		F FF 94 S FF 96 1 SAFE B FF 96 B CH 88 T FF 96 2-2 ② ③ **K** 1-2			B FF 93 C X 1-1 ① **P4**		S FC 91 B SI 94 C FC 91 F FF 96 X KC 79 1-2 ② **F9**			3	0	0	0	0	1	2
31 Alex Avila, L (1, 2) OBP: 0.364, SLG: 0.222			B FF 94 B SI 96 B FF 95 C SI 98 F FF 98 B FF 96 4-2 **BB**		C S FF 96 S FF 95 0-3 ② **K**		B FF 96 X FF 94 1-0 ③ **G6-3**			2	0	0	0	1	1	0
10 Austin Jackson, R (1, 8) OBP: 0.357, SLG: 0.385			B FF 94 B FF 93 X SI 95 2-0 ① **F8**		C SI 94 B SL 86 F SI 96 F FF 97 B FF 96 B CH 86 X 3-2 **1B**			C FF 94 B KC 75 B FF 95 X FC 90 2-1 ① **F8**		3	0	1	0	0	0	1
Inning Stats	R: 0 E: 0 K: 2 S: 11 H: 0 LOB: 0 BB: 0 P: 20	R: 0 E: 0 K: 1 S: 8 H: 0 LOB: 1 BB: 2 P: 19	R: 0 E: 0 K: 1 S: 10 H: 0 LOB: 1 BB: 1 P: 20	R: 1 E: 0 K: 1 S: 9 H: 1 LOB: 0 BB: 0 P: 12	R: 0 E: 0 K: 1 S: 10 H: 1 LOB: 1 BB: 0 P: 16	R: 0 E: 0 K: 1 S: 7 H: 0 LOB: 1 BB: 1 P: 15	R: 0 E: 0 K: 1 S: 9 H: 0 LOB: 0 BB: 0 P: 12	R: 0 E: 0 K: 1 S: 6 H: 0 LOB: 0 BB: 0 P: 11	R: 0 E: 0 K: 0 S: 7 H: 1 LOB: 0 BB: 0 P: 8	1B: 2 2B: 0 3B: 0 HR: 1	SF: 0 SAC: 0 DP: 2 HBP: 1					

PITCHER		IP	WLS	BF	H	R	ER	SO	BB	IBB	HBP	BLK	WP	HR	S	P	ERA	WHIP
31 Danny Salazar, R ERA: 1.69	(1, 1)	5.1	W	21	2	1	1	7	3	0	1	0	0	1	52	94	1.69	0.938
53 Jeff Manship, R ERA:	(6, 1)	0.2		2	0	0	0	0	1	0	0	0	0	0	3	8	0.00	1.500
47 Trevor Bauer, R ERA: 6.0	(7, 1)	2.0		6	0	0	0	2	0	0	0	0	0	0	15	23	0.00	0.000
61 Dan Otero, R ERA:	(9, 1)	1.0		3	1	0	0	0	0	0	0	0	0	0	7	8	0.00	1.000

PITCHER	IP	WLS	BF	H	R	ER	SO	BB	IBB	HBP	BLK	WP	HR	S	P	ERA	WHIP

BOTTOM

Cleveland Indians @ Chicago White Sox

U.S. Cellular Field, Chicago, IL

Fri Apr 08 2016, 4:26 PM - 7:09 PM EDT

Att. 38,019 - Cloudy - 39 F

livebaseballscorecards.com

AB	27
R	1
H	3
RBI	1
BB	4
SO	9
LOB	9

Batter	1	2	3	4	5	6	7	8	9	AB	R	H	RBI	BB	SO	LOB
20 Rajai Davis, R (1, 8) OBP: 0.200, SLG: 0.286	C CH 88 F CH 87 T SI 90 0-2 ① K		X CH 88 0-0 ① G4-3			M CH 89 S SL 75 S SI 91 0-3 ① K	1 SAFE B CH 88 1 SAFE S SL 78 F SI 93 B SI 94 X SL 81 2-2 ③ P6			4	0	0	0	0	2	1
22 Jason Kipnis, L (1, 4) OBP: 0.353, SLG: 0.357	C CH 88 C SL 75 B SL 79 X CH 89 1-2 12 BB 1B		B CH 88 F CH 88 B CH 89 C SL 79 F SL 78 F SI 94 B SL 79 C SL 79 3-3 ② K			C SL 75 S SI 92 B SI 92 S SI 96 1-3 ② K		C FF 88 X CU 74 0-1 1B		4	0	2	0	0	2	0
12 Francisco Lindor, S (1, 6) OBP: 0.412, SLG: 0.333	D SI 91 B SI 90 B CH 89 C SI 92 F SI 90 B SI 95 4-2 1-2 BB		C CH 83 X CH 88 0-1 ③ L8			C SI 90 X CH 84 0-1 26 HR 1B		C SI 92 1 SAFE S SI 92 F SI 93 B SI 95 X SI 91 1-2 ① L8		3	1	1	0	1	0	1
26 Mike Napoli, R (1, 3) OBP: 0.375, SLG: 0.692	B SI 90 C CH 86 B SI 92 C CH 85 F SL 79 B SI 93 X SI 91 3-2 ② F3			B CH 88 B CH 83 F SI 91 C CH 85 B SI 92 X SI 93 3-2 ① G4-3		X CH 84 0-0 1-H HR		C SI 93 B SI 94 1 SAFE F CH 89 F SI 94 S SI 94 1-3 ② K		4	1	1	2	0	1	3
41 Carlos Santana, S (1, 10) OBP: 0.375, SLG: 0.571	C CH 87 B SL 76 F SL 74 D SL 77 S SI 93 2-3 ③ K			B SL 76 C CH 84 B SI 90 B SI 92 X SI 92 3-1 ② G1-3		B SI 94 X CH 87 1-0 ③ G6-3		C SI 93 S CH 84 C SI 95 0-3 ③ K		4	0	0	0	0	2	3
10 Yan Gomes, R (1, 2) OBP: 0.250, SLG: 0.500		B CH 80 C CH 87 B SL 74 X CH 87 2-1 ① G6-3		B CH 85 F CH 89 X CH 88 1-1 ③ G6-3			B SI 91 C SL 76 F SI 91 B SI 91 B SI 96 F SL 77 X SI 90 3-2 HR		S SI 93 F SI 92 S SI 95 0-3 ① K	4	1	1	1	0	1	0
4 Juan Uribe, R (1, 5) OBP: 0.125, SLG: 0.071		B CH 85 B CH 88 B CH 87 D SI 90 4-0 11 E 11 1B BB			C SL 75 C SL 75 B CH 89 B SL 77 X CH 84 2-2 ① G5-3		B CH 87 X CH 85 1-0 ① G6-3		B SI 94 X SI 92 1-0 ② G6-3	3	0	0	0	1	0	0
11 José Ramírez, S (1, 7) OBP: 0.385, SLG: 0.462		C SI 90 X SL 76 0-1 E4 7 L3 1-3 1B			B CH 88 X SI 90 1-0 ② G4-3		B SI 95 B SI 95 C CH 89 F CH 85 X SL 80 2-2 1B		B SI 94 C SI 93 X SI 94 1-1 ③ F7	4	0	2	0	0	0	0
7 Collin Cowgill, R (1, 9)		X SI 93 0-0 ② ③ L3 1-2			B CH 88 X SI 89 1-0 ③ F8		B SI 90 F CH 83 1 SAFE C SI 92 1 SAFE B SI 92 B SL 76 S SI 91 3-3 ② K			3	0	0	0	0	1	3
Inning Stats	R: 0 E: 0 K: 2 S: 15 H: 1 LOB: 2 BB: 1 P: 25	R: 0 E: 1 K: 0 S: 5 H: 1 LOB: 1 BB: 1 P: 11	R: 0 E: 0 K: 1 S: 8 H: 0 LOB: 0 BB: 0 P: 11	R: 0 E: 0 K: 0 S: 7 H: 0 LOB: 0 BB: 0 P: 14	R: 0 E: 0 K: 0 S: 5 H: 0 LOB: 0 BB: 0 P: 9	R: 2 E: 0 K: 2 S: 10 H: 2 LOB: 0 BB: 0 P: 12	R: 1 E: 0 K: 1 S: 14 H: 2 LOB: 1 BB: 0 P: 25	R: 0 E: 0 K: 2 S: 13 H: 1 LOB: 1 BB: 0 P: 15	R: 0 E: 0 K: 1 S: 6 H: 0 LOB: 0 BB: 0 P: 8	1B: 5 2B: 1 3B: 0 HR: 2 SF: 0 SAC: 0 DP: 1 HBP: 0						

PITCHER		IP	WLS	BF	H	R	ER	SO	BB	IBB	HBP	BLK	WP	HR	S	P	ERA	WHIP
49 Chris Sale, L ERA: 3.86	(1, 1)	7.0	W	28	6	3	3	6	2	0	0	0	0	2	64	107	3.86	1.143
33 Zach Duke, L ERA: 13.5	(8, 1)	0.0		1	1	0	0	0	0	0	0	0	0	0	2	2	∞	∞
34 Matt Albers, R ERA:	(8, 1)	2.0		6	0	0	0	3	0	0	0	0	0	0	17	21	0.00	0.000

PITCHER	IP	WLS	BF	H	R	ER	SO	BB	IBB	HBP	BLK	WP	HR	S	P	ERA	WHIP

TOP

Cleveland Indians @ Chicago White Sox

U.S. Cellular Field, Chicago, IL

Sat Apr 09 2016, 2:10 PM - 4:53 PM EDT

Att. 20,192 - Sunny - 32 F

livebaseballscorecards.com

AB	33
R	3
H	7
RBI	3
BB	2
SO	9
LOB	11

WP: 0	PA: 35		
PB: 0			
SB: 0			
CS: 0			

Batter	1	2	3	4	5	6	7	8	9	AB	R	H	RBI	BB	SO	LOB
10 Austin Jackson, R (1, 8) OBP: 0.316, SLG: 0.333	C FF 94 B FF 92 T FF 94 B FF 94 X FF 94 2-2 ① G5-3	B FC 90 B FF 94 X FF 94 2-0 ③ F7		C CU 80 B FF 93 1 SAFE 1 SAFE X FF 90 1-1 ② F7 1-3			B FC 92 C FC 92 B SL 82 F FC 91 B FC 92 X FC 91 3-2 7 2B 21 FC6-4 1B	B FF 94 B SL 83 X FF 92 2-0 ② F8		5	1	1	0	0	0	4
7 Jimmy Rollins, S (1, 6) OBP: 0.136, SLG: 0.333 18 Tyler Saladino, R (9, 6) OBP: 0.500, SLG: 0.500	B FF 94 F FF 94 X FF 94 1-1 ② F8		C CU 81 B CH 85 C FF 93 X CH 86 1-2 ① P6	C CH 85 B FF 93 B CU 80 X FF 93 2-1 ③ G3			X FC 92 0-0 21 FC6-4 53 1B 1-3 2B	C FF 92 C FF 94 B CU 82 F FF 94 B CU 80 S SL 86 2-3 ③ K		5 0	1 0	1 0	0 0	1 0	1 0	1 0
79 José Abreu, R (1, 3) OBP: 0.423, SLG: 0.667	C FF 93 C FC 90 B FF 95 F CH 86 B FC 90 B FF 95 B FF 96 4-2 BB		X FF 90 0-0 HR		B FF 92 B CU 78 F FF 91 X FF 93 2-1 53 G1-3 21 WP 1B		I IN 70 I IN 67 I IN 67 I IN 67 I IN 65 4-0 21 FC6-4 IBB			2	1	2	1	2	0	0
21 Todd Frazier, R (1, 5) OBP: 0.231, SLG: 0.417	X FF 94 0-0 ③ F7		C FF 93 S CU 81 X CU 81 0-2 E5		S CH 85 B FF 92 B CU 79 X FF 93 2-1 ① F8 1-2		B FC 93 F FC 91 B SL 83 B FC 93 F FC 92 X FC 92 3-2 ① FC6-4 53 1B 26 HR 1-2f 2-3 3-H			4	1	0	1	0	0	4
53 Melky Cabrera, S (1, 7) OBP: 0.333, SLG: 0.238		C FF 94 C FF 93 F FF 93 X CH 86 0-2 31 FC4-6 15 1B 1B	B FF 93 F CH 85 1 SAFE F FF 92 X FF 93 1-2 ② P6		B FF 92 X CH 84 1-0 ② G1-3 2-3		B FC 94 F SL 83 B FC 93 S FC 92 B FC 93 F FC 92 F FC 92 F FC 93 X CH 82 3-2 26 HR 1-2 3-H 1B			4	1	2	1	0	0	2
15 Brett Lawrie, R (1, 4) OBP: 0.217, SLG: 0.182		F FF 94 X FF 95 0-1 31 FC4-6 1-2 1B	F FF 94 1 SAFE X FF 93 0-1 ③ G5-3		X FF 92 0-0 ③ F8		B FC 93 F FC 93 X SL 82 1-1 ② F8			4	0	1	0	0	0	4
26 Avisaíl García, R (1, 10) OBP: 0.261, SLG: 0.333		T CH 86 F FF 95 S FC 89 0-3 ① K		F FF 92 S CU 80 F FF 92 X FF 92 0-2 31 WP 31 E 1B	B CU 79 B FF 93 B FF 93 C FF 93 X FF 92 3-1 ① G5-3		F FC 93 F FC 91 X FC 92 0-2 1-H 2-H HR			4	2	2	3	0	1	2
31 Alex Avila, L (1, 2) OBP: 0.333, SLG: 0.231		S FF 94 C FF 94 B FF 94 B CH 87 X CH 86 2-2 ② FC4-6 20 BB 1-2f 2-3	B FF 92 F FF 93 B CU 80 B FF 93 S FF 93 X FF 93 3-2 E8 20 FC3-6 1-H 1B		S FF 91 B FF 92 S FF 92 S CH 83 1-3 ② K		C FF 94 S SI 95 B SI 95 F SI 94 S CU 81 1-3 ③ K			4	0	1	0	0	2	2
20 JB Shuck, L (1, 9)		B FF 94 F FF 93 B FF 94 B CH 85 F FF 94 B CH 85 4-2 1-2 BB		X CH 84 0-0 ① FC3-6 10 F7 10 E 1-2f	X CH 83 0-0 ③ P5			B FF 93 B FF 94 C FF 91 B SI 91 X FF 91 3-1 ① G4-3		3	0	0	0	1	0	1
Inning Stats	R: 0 E: 0 K: 0 S: 9 H: 0 LOB: 1 BB: 1 P: 16	R: 0 E: 0 K: 1 S: 15 H: 2 LOB: 3 BB: 1 P: 23	R: 1 E: 1 K: 0 S: 12 H: 1 LOB: 1 BB: 0 P: 14	R: 1 E: 2 K: 0 S: 12 H: 2 LOB: 1 BB: 0 P: 18	R: 0 E: 0 K: 0 S: 6 H: 1 LOB: 1 BB: 0 P: 11	R: 0 E: 0 K: 1 S: 6 H: 0 LOB: 0 BB: 0 P: 10	R: 5 E: 0 K: 1 S: 22 H: 4 LOB: 0 BB: 1 P: 37	R: 0 E: 0 K: 1 S: 7 H: 0 LOB: 0 BB: 0 P: 14		1B: 7 2B: 1 3B: 0 HR: 2 SF: 0 SAC: 0 DP: 0 HBP: 0				WP: 2 PB: 0 SB: 0 CS: 0 PA: 38		

PITCHER		IP	WLS	BF	H	R	ER	SO	BB	IBB	HBP	BLK	WP	HR	S	P	ERA	WHIP
56 Cody Anderson, R ERA: 3.0	(1, 1)	6.0		27	6	2	2	2	2	0	0	0	2	1	60	92	3.00	1.333
27 Bryan Shaw, R ERA: 27.0	(7, 1)	0.2	L	7	4	5	5	0	0	1	0	0	0	1	18	32	67.50	6.000
34 Zach McAllister, R ERA:	(7, 1)	0.1		1	0	0	0	1	0	0	0	0	0	0	4	5	0.00	0.000
62 Joba Chamberlain, R ERA:	(8, 1)	1.0		3	0	0	0	1	0	0	0	0	0	0	7	14	0.00	0.000

PITCHER	IP	WLS	BF	H	R	ER	SO	BB	IBB	HBP	BLK	WP	HR	S	P	ERA	WHIP

BOTTOM

Cleveland Indians @ Chicago White Sox

U.S. Cellular Field, Chicago, IL

Sat Apr 09 2016, 2:10 PM - 4:53 PM EDT

Att. 20,192 - Sunny - 32 F

livebaseballscorecards.com

AB	35
R	7
H	10
RBI	6
BB	3
SO	4
LOB	20

Batter	1	2	3	4	5	6	7	8	9	AB	R	H	RBI	BB	SO	LOB
20 Rajai Davis, R (1, 8) OBP: 0.211, SLG: 0.235	B FF 90 F FF 91 F FF 93 C FF 95 1-3 ① K		B CH 85 C CH 84 B FF 92 X FF 93 2-1 ② F9		B SI 91 B FF 92 F FF 92 B CH 86 F FF 93 B FF 93 4-2 BB			C FF 89 S CU 78 B FF 89 B CU 81 X CU 81 2-2 ② G1-3		3	0	0	0	1	1	0
22 Jason Kipnis, L (1, 4) OBP: 0.286, SLG: 0.278	C FF 92 S KC 81 B FF 94 S SI 94 1-3 ② K2-3		C FF 93 F CH 85 B KC 83 B FF 94 X CH 86 2-2 ③ F7		1 SAFE B FF 94 C FF 91 1 SAFE C KC 81 T FF 93 1-2 ③ K			C FF 88 X CU 79 0-1 ③ G4-3		4	0	0	0	0	2	1
12 Francisco Lindor, S (1, 6) OBP: 0.429, SLG: 0.526	B FF 93 S SI 94 X FF 94 1-1 ① 1B			C CH 84 X CH 85 0-1 ① HR		B FF 92 B FF 93 F FF 94 B FF 92 X SI 93 3-1 ① P4			C FF 96 C FF 97 B FF 96 F FF 96 B FC 90 F FF 96 X FC 87 2-2 ① G4-3	4	1	2	1	0	0	0
26 Mike Napoli, R (1, 3) OBP: 0.350, SLG: 0.588	1 SAFE B FF 94 C FF 93 1 SAFE C CH 84 F SI 93 F FF 94 S KC 82 1-3 ③ K			C FF 92 B FF 93 S FF 89 B FF 94 X CH 87 2-2 41 F7-4 1B		C FF 92 B FF 93 S KC 83 F FF 94 B FF 94 F FF 91 B KC 83 F FF 93 X SI 94 3-2 ② F9			B FF 96 C FF 96 F FC 90 S FF 95 1-3 ② K	4	0	1	0	0	2	1
41 Carlos Santana, S (1, 10) OBP: 0.300, SLG: 0.444		C FF 90 B FF 93 F FF 93 B SI 93 X FF 93 2-2 ① P4		X SI 92 0-0 ① ② F7-4 1-2		B FF 93 B FF 92 B FF 93 C FF 92 F SI 91 X FF 90 3-2 ③ G5-3			B FF 96 C FF 95 F FF 89 X FC 89 1-2 ③ L9	4	0	0	0	0	0	1
10 Yan Gomes, R (1, 2) OBP: 0.316, SLG: 0.588		B FF 92 X FF 91 1-0 1B		B FF 92 B CH 85 X FF 92 2-0 2B			F FF 90 F KC 82 X FF 92 0-2 ① F9			3	0	2	0	0	0	0
6 Marlon Byrd, R (1, 9) OBP: 0.200, SLG: 0.231		S FF 92 X CH 85 0-1 ② F8		X FF 92 0-0 ③ G4-3			B FF 90 T SI 93 X FF 90 1-1 ② F7			3	0	0	0	0	0	2
4 Juan Uribe, R (1, 5) OBP: 0.105, SLG: 0.059		X CH 84 0-0 ③ G4-3			B SI 92 F FF 91 B FF 93 X SI 88 2-1 ① G5-3		B KC 83 B CH 85 S FF 93 F FF 94 B FF 92 S FF 93 3-3 ③ K			3	0	0	0	0	1	1
11 José Ramírez, S (1, 7) OBP: 0.313, SLG: 0.375			C FF 91 B KC 81 S FF 93 B KC 83 X CH 85 2-2 ① F7		B FF 94 F FF 92 B FF 93 F SI 93 X KC 82 2-2 ② G6-3			C FF 87 B FF 88 X CU 80 1-1 ① L8		3	0	0	0	0	0	0
Inning Stats	R: 0 E: 0 K: 3 S: 13 H: 1 LOB: 1 BB: 0 P: 17	R: 0 E: 0 K: 0 S: 7 H: 1 LOB: 1 BB: 0 P: 10	R: 0 E: 0 K: 0 S: 8 H: 0 LOB: 0 BB: 0 P: 14	R: 1 E: 0 K: 0 S: 8 H: 3 LOB: 1 BB: 0 P: 12	R: 0 E: 0 K: 1 S: 10 H: 0 LOB: 1 BB: 1 P: 19	R: 0 E: 0 K: 0 S: 11 H: 0 LOB: 0 BB: 0 P: 20	R: 0 E: 0 K: 1 S: 8 H: 0 LOB: 0 BB: 0 P: 12	R: 0 E: 0 K: 0 S: 7 H: 0 LOB: 0 BB: 0 P: 10	R: 0 E: 0 K: 1 S: 11 H: 0 LOB: 0 BB: 0 P: 15	1B: 3 2B: 2 3B: 0 HR: 1 SF: 0 SAC: 0 DP: 1 HBP: 0						

PITCHER		IP	WLS	BF	H	R	ER	SO	BB	IBB	HBP	BLK	WP	HR	S	P	ERA	WHIP
55 Matt Moore, L ERA: 3.0	(1, 1)	7.0		26	5	1	1	5	1	0	0	0	0	1	65	104	1.29	0.857
31 Xavier Cedeño, L ERA:	(8, 1)	1.0	W	3	0	0	0	0	0	0	0	0	0	0	7	10	0.00	0.000
37 Alex Colomé, R ERA:	(9, 1)	1.0		3	0	0	0	1	0	0	0	0	0	0	11	15	0.00	0.000

PITCHER	IP	WLS	BF	H	R	ER	SO	BB	IBB	HBP	BLK	WP	HR	S	P	ERA	WHIP

TOP

Cleveland Indians @ Tampa Bay Rays

Tropicana Field, St. Petersburg, FL

Tue Apr 12 2016, 7:11 PM - 9:44 PM EDT

Att. 10,283 - Dome - 72 F

livebaseballscorecards.com

AB	31
R	1
H	5
RBI	1
BB	1
SO	6
LOB	6

WP: 0 PA: 32
PB: 0
SB: 0
CS: 0

BOTTOM

Cleveland Indians @ Tampa Bay Rays

Tropicana Field, St. Petersburg, FL

Tue Apr 12 2016, 7:11 PM - 9:44 PM EDT

Att. 10,283 - Dome - 72 F

livebaseballscorecards.com

Batter	1	2	3	4	5	6	7	8	9	AB	R	H	RBI	BB	SO	LOB
11 Logan Forsythe, R (1, 4) OBP: 0.300, SLG: 0.481	L8		K			K		HR		4	1	1	2	0	2	0
7 Logan Morrison, L (1, 3) OBP: 0.130, SLG: 0.048	G3			G3			K	BB		3	1	0	0	1	1	0
3 Evan Longoria, R (1, 5) OBP: 0.333, SLG: 0.586	10 FC4 1B			10 CS BB			G5-3	HR		3	1	2	2	1	0	0
10 Corey Dickerson, L (1, 10) OBP: 0.292, SLG: 0.739	FC4 1-2f			K 1-2			8 1B 2B	P6		4	1	1	0	0	1	2
8 Desmond Jennings, R (1, 7) OBP: 0.318, SLG: 0.286		G6-3			K		2-H 1B			3	0	1	1	0	1	0
13 Brad Miller, L (1, 6) OBP: 0.136, SLG: 0.100		F8			G6-3		F7			3	0	0	0	0	0	1
20 Steven Souza Jr., R (1, 9) OBP: 0.360, SLG: 0.750		G6-3			G4-3			F8		3	0	0	0	0	0	0
39 Kevin Kiermaier, L (1, 8) OBP: 0.400, SLG: 0.211			G4-3			24 G3-5-1 HBP		24 S 11 HR BB		1	1	0	0	1	0	0
24 Hank Conger, L (1, 2) OBP: 0.214, SLG: 0.154			F8			G3-5-1 1-2f		K 1-2		3	0	0	0	0	1	2
Inning Stats	R: 0 E: 0 K: 0 S: 11 H: 1 LOB: 1 BB: 0 P: 16	R: 0 E: 0 K: 0 S: 7 H: 0 LOB: 0 BB: 0 P: 10	R: 0 E: 0 K: 1 S: 8 H: 0 LOB: 0 BB: 0 P: 10	R: 0 E: 0 K: 1 S: 7 H: 0 LOB: 0 BB: 1 P: 14	R: 0 E: 0 K: 1 S: 6 H: 0 LOB: 0 BB: 0 P: 8	R: 0 E: 0 K: 1 S: 10 H: 0 LOB: 0 BB: 0 P: 15	R: 1 E: 0 K: 1 S: 12 H: 2 LOB: 1 BB: 0 P: 17	R: 4 E: 0 K: 1 S: 16 H: 2 LOB: 0 BB: 2 P: 31		1B: 2 2B: 1 3B: 0 HR: 2 SF: 0 SAC: 0 DP: 1 HBP: 1						

AB	27
R	5
H	5
RBI	5
BB	3
SO	6
LOB	5

WP: 0 PA: 31
PB: 0
SB: 1
CS: 1

PITCHER		IP	WLS	BF	H	R	ER	SO	BB	IBB	HBP	BLK	WP	HR	S	P	ERA	WHIP
28 Corey Kluber, R ERA: 4.85	(1, 1)	7.2	L	28	4	3	3	6	2	0	1	0	0	1	72	109	3.52	0.783
37 Cody Allen, R ERA: 13.5	(8, 1)	0.1		3	1	2	2	0	1	0	0	0	0	1	5	12	54.00	6.000

PITCHER	IP	WLS	BF	H	R	ER	SO	BB	IBB	HBP	BLK	WP	HR	S	P	ERA	WHIP

Cleveland Indians @ Tampa Bay Rays

Tropicana Field, St. Petersburg, FL

Wed Apr 13 2016, 7:11 PM - 9:41 PM EDT

Att. 10,117 - Dome - 72 F

TOP

livebaseballscorecards.com

Batter	1	2	3	4	5	6	7	8	9	AB	R	H	RBI	BB	SO	LOB
20 Rajai Davis, R (1, 8) (7, 7) OBP: 0.217, SLG: 0.286	F FF 88 F FF 90 B CU 76 S CU 76 1-3 ① K			B CU 74 C FF 90 B FC 84 C FF 90 X CU 78 2-2 22 1B 12 FC6-4 2B	F FF 91 F FC 86 F FF 92 D CU 78 S FF 92 1-3 ③ K			B CU 77 X FF 90 1-0 ② L7		4	1	1	0	0	2	1
22 Jason Kipnis, L (1, 4) OBP: 0.320, SLG: 0.455	C FF 90 B FC 85 B FF 90 F FF 92 C CU 79 2-3 ② K			D FC 85 X FF 91 1-0 12 FC6-4 2-3 1B		C FF 88 T CU 74 S FC 84 0-3 ① K		C SL 85 B CH 82 X SL 84 1-1 HR		4	1	2	1	0	2	0
12 Francisco Lindor, S (1, 6) OBP: 0.360, SLG: 0.435	C FF 90 X FC 85 0-1 ③ G6-3			X FC 84 0-0 ① FC6-4 26 2B 41 SF4 1-2f 3-H		C CU 76 C FF 91 F FF 91 X CU 78 0-2 E5 41 S		B FF 90 F FF 90 B CH 81 F CH 81 B FF 92 S CH 80 3-3 ③ K		4	1	0	1	0	1	1
26 Mike Napoli, R (1, 3) OBP: 0.333, SLG: 0.571		B FC 88 S CU 74 F FC 82 S FF 91 1-3 ① K		1 SAFE 1 SAFE B FF 90 B CH 79 S FF 90 1 SAFE X FC 85 2-1 41 E 1-3 2B		C FF 91 S FF 91 B FF 93 X CU 78 1-2 ② F8			B SL 81 C FF 91 B FF 90 C FF 90 T CH 81 2-2 ① K	4	1	1	0	0	2	1
41 Carlos Santana, S (1, 10) OBP: 0.292, SLG: 0.429		C FF 89 S FC 85 B CU 77 X FF 91 1-2 ② P1		X FF 91 0-0 ② SF4 2-H 3-H		C FF 92 B FC 85 B CU 79 F CH 80 S FF 92 2-3 ③ K 2-3			B CH 79 X FF 90 1-0 10 WP 1B	3	0	1	1	0	1	1
10 Yan Gomes, R (1, 2) OBP: 0.261, SLG: 0.476		S FC 83 B FF 91 S CU 77 F CU 78 X FF 91 1-2 ③ L9		F CH 79 B FF 91 F CU 77 B FF 92 F CU 79 X CH 80 2-2 ③ G6-3			X CH 78 0-0 ① G6-3		C CH 81 F FF 91 B FF 92 D CH 83 S CH 80 2-3 ② K 1-2	4	0	0	0	0	1	1
6 Marlon Byrd, R (1, 7) OBP: 0.167, SLG: 0.188 30 Tyler Naquin, L (7, 8) OBP: 0.250, SLG: 0.250			S CU 75 S FF 90 S FF 92 0-3 ① K		B CU 75 C FF 90 F FF 91 B CU 78 S CH 80 2-3 ① K		B FF 91 B CH 79 S FF 92 B FF 92 X FF 91 3-1 ② F9		B SL 85 X CH 79 1-0 ③ G3-1	3	0	0	0	0	2	0
										1	0	0	0	0	0	1
4 Juan Uribe, R (1, 5) OBP: 0.136, SLG: 0.053			B FC 85 T FC 84 B CH 80 X FC 86 2-1 ② F8		B FF 92 B CH 80 B FF 91 C FF 89 F FF 90 B FC 86 4-2 7 WP BB		B CH 80 S FF 92 B FC 86 S FF 92 B FF 91 C FF 92 3-3 ③ K			2	0	0	0	1	1	0
7 Collin Cowgill, R (1, 9)			C FF 91 S FC 86 F CU 78 B CU 78 S FF 92 1-3 ③ K		F FC 84 B CH 80 S FF 91 F CU 79 S FF 91 1-3 ② K 1-2			S SL 83 F FF 92 B SL 85 B CH 81 B FF 92 F FF 91 F FF 91 C FF 91 3-3 ① K		3	0	0	0	0	3	1

	AB	R	H	RBI	BB	SO
	32	4	5	3	1	15

LOB 7

Inning Stats	1	2	3	4	5	6	7	8	9
R	0	0	0	3	0	0	0	1	0
E	0	0	0	1	0	1	0	0	0
K	2	1	2	0	3	2	1	2	2
S	8	10	9	12	13	13	6	11	8
H	0	0	0	3	0	0	0	1	1
LOB	0	0	0	0	1	1	0	0	1
BB	0	0	0	0	1	0	0	0	0
P	11	13	12	19	21	16	12	19	14

1B: 2 SF: 1
2B: 2 SAC: 0
3B: 0 DP: 0
HR: 1 HBP: 0

WP: 2 PA: 34
PB: 0
SB: 1
CS: 0

PITCHER		IP	WLS	BF	H	R	ER	SO	BB	IBB	HBP	BLK	WP	HR	S	P	ERA	WHIP
33 Drew Smyly, L ERA: 4.61	(1, 1)	7.0	L	26	3	3	2	11	1	0	0	0	1	0	71	104	2.57	0.571
30 Erasmo Ramírez, R ERA: 3.0	(8, 1)	2.0		8	2	1	1	4	0	0	0	0	1	1	19	33	4.50	1.000

PITCHER	IP	WLS	BF	H	R	ER	SO	BB	IBB	HBP	BLK	WP	HR	S	P	ERA	WHIP

Cleveland Indians @ Tampa Bay Rays

Tropicana Field, St. Petersburg, FL

Wed Apr 13 2016, 7:11 PM - 9:41 PM EDT

Att. 10,117 - Dome - 72 F

livebaseballscorecards.com

Batter	1	2	3	4	5	6	7	8	9	AB	R	H	RBI	BB	SO	LOB
11 Logan Forsythe, R (1, 4) OBP: 0.294, SLG: 0.452	T FF 96 F FF 97 X CU 85 0-2 ① F9			B CU 82 F FF 94 F FF 95 S CH 88 1-3 ① K		S SL 87 B CH 88 B SL 88 F FF 93 C CU 84 2-3 ② K		C FF 93 D SL 84 D CH 88 X FF 93 2-1 ③ 2-H 1B		4	0	1	0	0	2	0
7 Logan Morrison, L (1, 3) OBP: 0.148, SLG: 0.080	B FF 95 C FF 95 C CU 85 B SL 90 F FF 95 S CU 86 2-3 ② K			B FF 94 B FF 95 X SI 94 2-0 1B		F SI 93 T CH 88 B FF 94 S CU 84 1-3 ③ K			B FF 94 X FF 94 1-0 ① G3	4	0	1	0	0	2	0
3 Evan Longoria, R (1, 5) OBP: 0.294, SLG: 0.515	C SL 88 X FF 95 0-1 ③ P4			X SL 89 0-0 ② F9			B FF 93 X SL 87 1-0 ① G6-3		F FF 93 S KC 84 B KC 84 B KC 84 X FF 93 2-2 ② F7	4	0	0	0	0	0	1
10 Corey Dickerson, L (1, 10) OBP: 0.286, SLG: 0.667		S FF 95 B CU 84 B FF 95 S CU 84 B FF 95 X CU 83 3-2 ① G1-3		B SI 92 X CH 88 1-0 ③ F7			S CH 87 B FF 93 C CU 83 S CH 88 1-3 ② K2-3		C KC 82 B FF 93 X KC 83 1-1 8 WP 1B	4	0	1	0	0	1	1
8 Desmond Jennings, R (1, 7) OBP: 0.308, SLG: 0.250		B SL 90 X FF 95 1-0 ② F9			B FF 95 C SL 88 B SL 88 B SI 94 B FF 93 4-1 5 FC2-4 BB		B FF 94 B FF 93 C FF 93 X FF 94 2-1 ③ G5-3		F FF 93 B KC 82 F FF 93 F KC 82 D KC 83 F FF 93 F FF 93 1 SAFE B KC 84 3-3 ③ S FF 93 K 1-2	3	0	0	0	1	1	1
13 Brad Miller, L (1, 6) OBP: 0.160, SLG: 0.130		C CU 84 B FF 95 S SL 90 B CU 84 X FF 95 2-2 ③ G3			1 SAFE B CH 90 B SI 91 X SI 92 2-0 ① L8			X FF 92 0-0 39 FC6-4 1B		3	0	1	0	0	0	1
5 Brandon Guyer, R (1, 9) OBP: 0.250, SLG: 0.143			B FF 95 B FF 95 F FF 95 S FF 96 F FF 96 S CU 84 2-3 ① K	B FF 94 X SL 86 1-0 ② FC2-4 1-2f				X FF 93 0-0 ① F9		3	0	0	0	0	1	2
39 Kevin Kiermaier, L (1, 8) OBP: 0.357, SLG: 0.182			T CH 90 B CH 89 F FF 95 S SL 89 1-3 ② K	B CH 88 B FF 92 X FF 92 2-0 ③ F8				T SI 92 X SI 92 0-1 ② FC6-4 19 2B 1-2f		3	1	0	0	0	1	2
19 Curt Casali, R (1, 2) OBP: 0.273, SLG: 0.364			S CH 90 F SI 94 C CU 85 0-3 ③ K			F FF 94 S CU 83 B CH 89 X CU 85 1-2 ① G5-3		C SL 87 X FF 94 0-1 11 1B 2B 1-H		3	0	1	1	0	1	0
Inning Stats	R: 0 H: 0 E: 0 LOB: 0 K: 1 BB: 0 S: 9 P: 11	R: 0 H: 0 E: 0 LOB: 0 K: 0 BB: 0 S: 7 P: 13	R: 0 H: 0 E: 0 LOB: 0 K: 3 BB: 0 S: 10 P: 13	R: 0 H: 1 E: 0 LOB: 1 K: 1 BB: 0 S: 6 P: 10	R: 0 H: 0 E: 0 LOB: 1 K: 0 BB: 1 S: 4 P: 13	R: 0 H: 0 E: 0 LOB: 0 K: 2 BB: 0 S: 9 P: 13	R: 0 H: 0 E: 0 LOB: 0 K: 1 BB: 0 S: 6 P: 10	R: 1 H: 3 E: 0 LOB: 2 K: 0 BB: 0 S: 8 P: 10	R: 0 H: 1 E: 0 LOB: 1 K: 1 BB: 0 S: 12 P: 19	1B: 4 SF: 0 2B: 1 SAC: 0 3B: 0 DP: 0 HR: 0 HBP: 0					WP: 1 PA: 32 PB: 0 SB: 0 CS: 0	

BOTTOM	
AB	31
R	1
H	5
RBI	1
BB	1
SO	9
LOB	8

PITCHER	IP	WLS	BF	H	R	ER	SO	BB	IBB	HBP	BLK	WP	HR	S	P	ERA	WHIP
59 Carlos Carrasco, R (1, 1) ERA: 3.46	8.0	W	28	4	1	1	8	1	0	0	0	0	0	59	93	1.12	0.625
37 Cody Allen, R (9, 1) ERA: 7.71	1.0	S	4	1	0	0	1	0	0	0	0	1	0	12	19	0.00	1.000

PITCHER	IP	WLS	BF	H	R	ER	SO	BB	IBB	HBP	BLK	WP	HR	S	P	ERA	WHIP

Cleveland Indians @ Tampa Bay Rays

Tropicana Field, St. Petersburg, FL

Thu Apr 14 2016, 1:11 PM - 4:30 PM EDT

Att. 10,715 - Dome - 72 F

TOP

livebaseballscorecards.com

Batter	1	2	3	4	5	6	7	8	9	AB	R	H	RBI	BB	SO	LOB
20 Rajai Davis, R (1, 7) OBP: 0.310, SLG: 0.462	C FF 94 S FF 95 F FF 96 X SL 90 0-2 26 S 22 S 1B	C SL 88 S SL 89 X FF 96 0-2 ③ L4			B FF 91 F FF 92 D SL 86 B SL 86 B FF 94 4-1 12 1B 26 FC2-1 1-2 BB	F FF 93 B FF 93 X SL 82 1-1 HR		C SI 92 B SI 93 F SI 91 B SL 83 X CH 85 2-2 22 BB 1B	C CU 74 B FC 89 F FF 91 B CH 85 X CH 84 2-2 ③ FC5-4 1-2f	5	1	3	1	1	0	4
22 Jason Kipnis, L (1, 4) OBP: 0.367, SLG: 0.417	B FF 94 1 SAFE B FF 94 B FF 93 B FF 96 4-0 41 S 1-2 BB		C CH 84 B FF 93 B CH 85 X SL 86 2-1 ① G4-3		C SL 87 S SL 87 X SL 88 0-2 ① F8	B FF 93 B FF 92 B FF 92 B FF 92 4-0 12 S BB		B SL 80 B CH 82 C SI 92 B SI 90 F SI 90 F SL 81 B SI 93 4-2 26 G1-4-3 1-2 BB		2	0	0	0	3	0	2
12 Francisco Lindor, S (1, 6) OBP: 0.367, SLG: 0.429	B FF 94 C SL 90 S SL 90 D SL 90 F FF 96 S SL 91 2-3 ① K		B FF 94 X FF 93 1-0 26 E 26 S 1B		D SL 88 F SL 87 B FF 94 X SL 89 2-1 26 FC2-1 1-3 2-H 1B	B FF 91 B SL 81 C FF 91 C FF 92 X FS 83 2-2 ③ G3 1-2		B SI 91 B SI 91 X SI 91 2-0 ① F7		5	0	2	1	0	1	5
26 Mike Napoli, R (1, 10) OBP: 0.310, SLG: 0.538	S FF 96 C FF 96 F SL 90 F SL 90 X FF 96 0-2 ② P3 2-3		B SL 86 C SL 86 1 SAFE C FF 94 1 SAFE 1 SAFE B FF 95 B SL 90 F SL 90 3-2 ② T FF 86 K 1-3		B FF 94 C FF 94 B FF 94 B FF 93 C SL 87 F SL 87 S SL 89 3-3 ② FC2-1 41 FC6 2-3 3-H		C SI 88 F SI 88 F SL 82 X SI 89 0-2 11 G6-3 30 1B 2B	C SI 92 S SL 81 X SL 82 0-2 ②③ G1-4-3 1-2f		5	1	1	0	0	1	7
41 Carlos Santana, S (1, 3) OBP: 0.241, SLG: 0.346	C SL 88 C SL 89 B FF 95 S FF 97 1-3 ③ K 1-2		C CH 86 X FF 95 0-1 ③ P6		S SL 88 F CH 86 B FF 94 B FF 95 X SL 90 2-2 ③ FC6 1-2f		C SL 82 D SI 90 C SL 82 F SL 82 X SI 90 1-2 ① G5-3		C FC 89 T CH 84 B CH 85 F FF 91 X CH 85 1-2 ① G4-3	5	0	0	0	0	1	6
11 José Ramírez, S (1, 5) OBP: 0.333, SLG: 0.524		C FF 93 F FF 95 B CH 88 S CH 89 1-3 ① K		B SL 86 B FF 93 C FF 94 B SL 86 F FF 93 S SL 87 3-3 ① K		B FF 93 F FF 92 X SL 85 1-1 6 HR 1B	B SL 81 F SL 82 B SI 88 T SI 89 D SL 81 X SL 82 3-2 ② G6-3 2-3		B FC 89 C FC 89 C FF 92 X CH 85 1-2 HR	5	2	2	1	0	2	1
6 Marlon Byrd, R (1, 9) OBP: 0.273, SLG: 0.421 7 Collin Cowgill, R (7, PR) (7, 9)		X FF 96 0-0 ② L9		F FF 94 F FF 96 B SL 89 F SL 88 X FF 96 1-2 30 L3 1B		X SL 85 0-0 1-H HR	F CH 83 B SI 89 B CH 82 C SL 82 F SL 83 B SL 82 F SI 88 B SL 82 4-2 30 1B BB		T FF 91 B FF 92 B CU 76 B FF 91 B FC 88 4-1 30 1B BB	3 0	1 0	2 0	2 0	1 1	0 0	0 0
30 Tyler Naquin, L (1, 8) OBP: 0.444, SLG: 0.444		B FF 95 F FF 94 X CH 88 1-1 55 BB 1B		F FF 93 B SL 88 F SL 87 F FF 94 B FF 94 X SL 88 2-2 ②③ L3 1-1		S FF 94 B FF 95 S FF 94 X SL 90 1-2 ① G3-1	B SL 82 X SI 88 1-0 1-2 3-H 1B		F FC 87 F CH 84 B FF 90 B FC 88 X FC 88 2-2 20 FC5-4 1-2 1B	5	0	3	1	0	0	1
55 Roberto Pérez, R (1, 2)		1 SAFE 1 SAFE B FF 93 B FF 94 B SL 86 C FF 94 C SL 88 D SL 89 4-2 1-2 BB			X FF 94 0-0 E6 20 BB 12 1B	S FF 92 S SL 84 S FF 92 0-3 ② K	C SL 81 S SI 87 C SL 82 0-3 ③ K		B CH 83 X FF 91 1-0 ② F8	4	1	0	0	1	2	4

	AB	39
	R	6
	H	13
	RBI	6
	BB	7
	SO	7
	LOB	30

Inning Stats	1	2	3	4	5	6	7	8	9	1B: 9	SF: 0	WP: 0	PA: 46
	R: 0 E: 0 K: 2 S: 16	H: 1 LOB: 2 BB: 1 P: 23	R: 0 E: 0 K: 1 S: 11	H: 1 LOB: 2 BB: 1 P: 17	R: 0 E: 0 K: 1 S: 9	H: 1 LOB: 1 BB: 0 P: 15	R: 0 E: 0 K: 1 S: 11	H: 1 LOB: 0 BB: 0 P: 17	R: 1 E: 1 K: 0 S: 14	H: 1 LOB: 2 BB: 1 P: 25	R: 3 E: 0 K: 1 S: 14	H: 3 LOB: 1 BB: 1 P: 23	R: 1 E: 0 K: 1 S: 19	H: 2 LOB: 2 BB: 1 P: 28	R: 0 E: 0 K: 0 S: 10	H: 1 LOB: 1 BB: 1 P: 18	R: 1 E: 0 K: 0 S: 15	H: 2 LOB: 2 BB: 1 P: 26	2B: 2 3B: 0 HR: 3	SAC: 0 DP: 2 HBP: 0	PB: 0 SB: 5 CS: 0	

PITCHER		IP	WLS	BF	H	R	ER	SO	BB	IBB	HBP	BLK	WP	HR	S	P	ERA	WHIP
22 Chris Archer, R ERA: 5.87	(1, 1)	5.1	L	26	7	3	2	6	3	0	0	0	0	1	67	105	3.38	1.875
54 Steve Geltz, R ERA: 3.86	(6, 1)	0.2		4	1	1	1	1	1	0	0	0	0	1	8	15	13.50	3.000
51 Dana Eveland, L ERA: 2.7	(7, 1)	1.0		6	2	1	1	1	1	0	0	0	0	0	19	28	9.00	3.000
58 Ryan Webb, R ERA: 5.4	(8, 1)	1.0		4	1	0	0	0	1	0	0	0	0	0	10	18	0.00	2.000
43 Danny Farquhar, R ERA: 3.0	(9, 1)	1.0		6	2	1	1	0	1	0	0	0	0	1	15	26	9.00	3.000

PITCHER	IP	WLS	BF	H	R	ER	SO	BB	IBB	HBP	BLK	WP	HR	S	P	ERA	WHIP

BOTTOM

Cleveland Indians @ Tampa Bay Rays

Tropicana Field, St. Petersburg, FL

Thu Apr 14 2016, 1:11 PM - 4:30 PM EDT

Att. 10,715 - Dome - 72 F

livebaseballscorecards.com

Batter	1	2	3	4	5	6	7	8	9	AB	R	H	RBI	BB	SO	LOB
11 Logan Forsythe, R (1, 4) OBP: 0.289, SLG: 0.429	F FF 93 B FF 95 F FF 94 B FF 95 B FF 95 F FF 95 X FF 95 3-2 1B		F FF 94 B CU 80 B FF 94 S CH 85 C FF 95 2-3 ① K		B FF 95 C CH 86 C SL 82 F CH 87 S CH 88 1-3 ③ K			B SL 81 B SL 83 C FC 94 F FC 92 X FC 94 2-2 ② L8		4	0	1	0	0	2	0
7 Logan Morrison, L (1, 3) OBP: 0.129, SLG: 0.069	C FF 94 B CH 85 S SL 86 T FF 95 1-2 ① K		B FF 95 C FF 96 B FF 95 B CH 88 X FF 97 3-1 ② F8			S FF 96 C FF 95 S CH 88 0-3 ① K		B FC 93 C FC 94 S SL 85 B FC 93 S FC 94 2-3 ③ K		4	0	0	0	0	3	1
3 Evan Longoria, R (1, 5) OBP: 0.289, SLG: 0.486	S SL 86 B FF 94 S CH 86 B FF 96 X FF 96 2-2 ② F8		B SL 87 C FF 96 F FF 96 S CH 89 1-3 ③ K			B FF 97 X CH 88 1-0 ① 1B			F FF 95 C SI 93 B KC 78 C FC 91 1-3 ① K	4	0	1	0	0	2	1
10 Corey Dickerson, L (1, 10) OBP: 0.313, SLG: 0.633	C CH 86 X CH 85 0-1 ③ G3			S CH 85 B FF 95 F FF 95 B FF 95 B CU 81 F CH 87 F CH 86 B FF 98 4-2 BB		B CH 86 B SI 95 F CH 86 F CH 86 F CH 88 F SL 86 B SL 82 S CH 87 3-3 ② K			B FF 95 F CH 87 B FC 91 B SI 94 S FF 95 F SI 94 F FC 93 X KC 78 3-2 8 1B	3	0	1	0	1	1	2
8 Desmond Jennings, R (1, 7) OBP: 0.300, SLG: 0.250		F FF 94 B CU 79 C CH 86 S SL 86 1-3 ① K		C FF 96 F CH 87 C FF 97 0-3 ① K		B FF 96 F FF 96 S FF 95 X CH 88 1-2 ③ P3			B FF 95 S FC 89 B SI 95 F SI 94 X FC 90 2-2 1-2 1B	4	0	1	0	0	2	2
13 Brad Miller, L (1, 6) OBP: 0.172, SLG: 0.115		F CH 86 B SL 85 F FF 95 B FF 96 F CH 87 B SL 86 F FF 96 B FF 97 4-2 20 BB BB		F SI 95 X FF 94 0-1 ② L8			X FF 92 0-0 ① F8		F FF 96 B FF 95 S FF 96 S KC 79 1-3 ② K	3	0	0	0	1	1	3
20 Steven Souza Jr., R (1, 9) OBP: 0.345, SLG: 0.667		C FF 96 B FF 94 B FF 94 B SL 86 B SI 96 4-1 1-2 BB		C FF 94 B FF 95 B SI 94 S CH 87 S CH 88 2-3 ③ K			C FF 94 C FF 94 X SL 81 0-2 ② P3		C FC 91 B FC 92 F FF 95 C KC 79 1-3 ③ K	3	0	0	0	1	2	3
39 Kevin Kiermaier, L (1, 8) OBP: 0.323, SLG: 0.160		S SL 86 D CH 86 X FF 95 1-1 ② F7			C SI 93 X CH 85 0-1 ① P6		B SL 80 S FF 94 B FF 94 F FF 93 X CU 81 2-2 ③ G4-3			3	0	0	0	0	0	2
24 Hank Conger, L (1, 2) OBP: 0.235, SLG: 0.188		B FF 96 C FF 95 S CH 87 B FF 97 X FF 96 2-2 ③ L9			S CH 85 B CH 86 S CH 85 X FF 96 1-2 ② 1B			F FC 92 S SL 84 B FC 95 F SL 84 F FC 94 B CH 83 S FC 94 2-3 ① K		3	0	1	0	0	1	2
Inning Stats	R: 0 E: 0 K: 1 S: 12 H: 1 LOB: 1 BB: 0 P: 18	R: 0 E: 0 K: 1 S: 13 H: 0 LOB: 2 BB: 2 P: 25	R: 0 E: 0 K: 2 S: 8 H: 0 LOB: 0 BB: 0 P: 14	R: 0 E: 0 K: 2 S: 12 H: 0 LOB: 1 BB: 1 P: 18	R: 0 E: 0 K: 1 S: 9 H: 1 LOB: 0 BB: 0 P: 11	R: 0 E: 0 K: 2 S: 12 H: 1 LOB: 1 BB: 0 P: 17	R: 0 E: 0 K: 0 S: 7 H: 0 LOB: 0 BB: 0 P: 9	R: 0 E: 0 K: 2 S: 11 H: 0 LOB: 0 BB: 0 P: 17	R: 0 E: 0 K: 3 S: 17 H: 2 LOB: 2 BB: 0 P: 25	1B: 5 2B: 0 3B: 0 HR: 0 SF: 0 SAC: 0 DP: 0 HBP: 0						

	AB	31
	R	0
	H	5
	RBI	0
	BB	3
	SO	14
	LOB	16

WP: 0 PB: 0 SB: 0 CS: 0 PA: 34

PITCHER		IP	WLS	BF	H	R	ER	SO	BB	IBB	HBP	BLK	WP	HR	S	P	ERA	WHIP
31 Danny Salazar, R ERA: 0.79	(1, 1)	6.0	W	23	3	0	0	9	3	0	0	0	0	0	66	103	0.00	1.000
34 Zach McAllister, R ERA:	(7, 1)	1.0		3	0	0	0	0	0	0	0	0	0	0	7	9	0.00	0.000
27 Bryan Shaw, R ERA: 16.88	(8, 1)	1.0		3	0	0	0	2	0	0	0	0	0	0	11	17	0.00	0.000
47 Trevor Bauer, R ERA: 4.5	(9, 1)	1.0		5	2	0	0	3	0	0	0	0	0	0	17	25	0.00	2.000

PITCHER	IP	WLS	BF	H	R	ER	SO	BB	IBB	HBP	BLK	WP	HR	S	P	ERA	WHIP

Batter	1	2	3	4	5	6	7	8	9	AB	R	H	RBI	BB	SO	LOB
3 Curtis Granderson, L (1, 9) OBP: 0.220, SLG: 0.139	B FF 93 C FF 94 F FF 94 F FF 95 B CH 86 C FF 95 2-3 K ①		C CH 83 X FF 92 0-1 F9 ①		X FF 93 0-0 F8 ①	B SI 88 X SI 91 1-0 P6 ①		B FF 92 C FF 93 S CH 85 B SI 93 1 SAFE D KC 78 X FF 94 3-2 30 PB 5 BB 1-H 1B ①		5	0	1	0	0	1	1
5 David Wright, R (1, 5) OBP: 0.432, SLG: 0.379	B FF 95 F FF 95 X FC 92 1-1 L6 ②		B FC 87 X FF 91 1-0 1B		B CU 79 B FF 93 B CH 84 C FF 92 F FF 93 S CH 83 3-3 K ②	B SL 83 X FF 92 1-0 G4-3 ② 2-3		B FF 94 B FC 89 S FF 94 B FC 88 1 SAFE S FF 94 F FF 94 B FF 95 4-2 30 PB 1-2 BB		4	0	1	0	1	1	1
30 Michael Conforto, L (1, 7) OBP: 0.419, SLG: 0.480 12 Juan Lagares, R (8, 8) OBP: 0.222, SLG: 0.222	C FF 94 X FC 91 0-1 HR		C FF 92 F FF 93 B FF 92 B CH 84 B CH 84 S CH 83 3-3 K ②		F FF 93 C CU 77 B FF 93 B CU 77 F CH 84 B CH 83 F FF 93 X CH 84 3-2 52 HR 1B	B FF 92 C FF 92 B CU 80 B FF 92 X FF 92 3-1 G4-3 ③		B FF 94 X CH 87 1-0 F7 ② 1-2 2-3		5 0	2 0	2 0	1 0	0 0	1 0	4 0
52 Yoenis Cespedes, R (1, 10) OBP: 0.359, SLG: 0.486	B FF 96 C FF 94 S CH 86 X FF 95 1-2 1B		B FF 93 S CH 84 F FF 91 B FF 92 F CH 84 B CH 85 F CH 84 F CH 85 F FC 89 3-3 S CH 88 K ③		B FF 92 C FF 93 X CU 80 1-1 1-H HR		X FF 90 0-0 21 G3 2B	C FC 88 X SI 95 0-1 G6-3 ③		5	1	3	2	0	1	3
21 Lucas Duda, L (1, 3) OBP: 0.273, SLG: 0.258	F FF 94 B FF 94 X CH 86 1-1 G6-3 ③			C CU 76 C CH 83 X FF 93 0-2 G5-3 ①	B FF 93 B FF 93 X FF 94 2-0 20 HR 1B		C FF 94 B FF 95 F CH 85 F SI 94 X KC 77 1-2 G3 ① 2-3		B SI 89 X SI 89 2-0 G6-3 ①	5	1	1	0	0	0	2
20 Neil Walker, S (1, 4) OBP: 0.250, SLG: 0.417		C FF 93 C CU 78 X CH 84 0-2 13 2B 1B		X FF 92 0-0 G4-3 ②	X SI 90 0-0 1-H HR		B FC 91 F FF 95 C KC 76 S FC 91 1-3 K ②		B SI 88 F SI 88 F SI 89 S SL 84 1-3 K2-3 ②	5	1	2	2	0	2	1
13 Asdrúbal Cabrera, S (1, 6) OBP: 0.333, SLG: 0.355		B FF 92 X FF 92 1-0 7 G6-3 1-H 2B ①		C CH 84 F FF 92 F CH 84 F CU 77 B FF 93 F CH 84 B CU 80 B FF 93 B FF 93 4-2 BB	C FF 91 B SL 78 F SI 92 X SI 91 1-2 E6		C CH 87 D FC 90 H FF 93 2-1 7 FC6-4 HBP		C SI 90 F SI 90 B SL 82 S SL 82 1-3 K ③	3	0	1	0	1	1	0
7 Travis d'Arnaud, R (1, 2) OBP: 0.222, SLG: 0.087		F FF 92 X FF 93 0-1 G6-3 ② 2-3		S FF 93 F FF 93 1 SAFE B FF 92 S CH 85 1-3 K ③	C FF 92 B FF 92 F FF 92 D SL 80 X SI 92 2-2 L9 ③		B FF 96 X FC 91 1-0 FC6-4 ③ 1-2f			4	0	0	0	0	1	5
16 Alejandro De Aza, L (1, 8) OBP: 0.333, SLG: 0.636 (8, 7)		B FF 91 C CH 84 X FF 93 1-1 F8 ③			B FF 92 B FF 91 F FF 93 X FF 91 2-1 HR	X SI 90 0-0 5 G4-3 2B		B FF 93 F FF 93 B FC 89 B FF 94 C FF 93 X FC 92 3-2 3 1B 3 1B 1B		4	1	3	1	0	0	1
Inning Stats	R: 1 E: 0 K: 1 S: 13 H: 2 LOB: 1 BB: 0 P: 18	R: 0 E: 0 K: 0 S: 8 H: 2 LOB: 1 BB: 0 P: 10	R: 0 E: 0 K: 2 S: 13 H: 1 LOB: 1 BB: 0 P: 20	R: 0 E: 0 K: 1 S: 12 H: 0 LOB: 1 BB: 1 P: 17	R: 5 E: 1 K: 1 S: 21 H: 5 LOB: 1 BB: 0 P: 35	R: 0 E: 0 K: 0 S: 5 H: 1 LOB: 1 BB: 0 P: 10	R: 0 E: 0 K: 1 S: 10 H: 1 LOB: 2 BB: 0 P: 15	R: 0 E: 0 K: 0 S: 12 H: 2 LOB: 2 BB: 1 P: 23	R: 0 E: 0 K: 2 S: 7 H: 0 LOB: 0 BB: 0 P: 11	1B: 7 2B: 3 3B: 0 HR: 4	SF: 0 SAC: 0 DP: 0 HBP: 1					WP: 0 PB: 1 SB: 0 CS: 0	PA: 43

PITCHER		IP	WLS	BF	H	R	ER	SO	BB	IBB	HBP	BLK	WP	HR	S	P	ERA	WHIP
56 Cody Anderson, R ERA: 5.91	(1, 1)	4.2	L	23	9	5	5	5	1	0	0	0	0	3	60	90	9.64	2.143
44 Ross Detwiler, L ERA: 16.2	(5, 1)	0.2		5	2	1	1	0	0	0	0	0	0	1	9	13	13.50	3.000
62 Joba Chamberlain, R ERA:	(6, 1)	0.2		3	1	0	0	0	0	0	0	0	0	0	4	8	0.00	1.500
47 Trevor Bauer, R ERA: 3.0	(7, 1)	2.0		9	2	0	0	1	1	0	1	0	0	0	21	37	0.00	1.500
61 Dan Otero, R ERA:	(9, 1)	1.0		3	0	0	0	2	0	0	0	0	0	0	7	11	0.00	0.000

PITCHER	IP	WLS	BF	H	R	ER	SO	BB	IBB	HBP	BLK	WP	HR	S	P	ERA	WHIP

TOP

New York Mets @ Cleveland Indians

Progressive Field, Cleveland, OH

Fri Apr 15 2016, 7:12 PM - 10:43 PM EDT

Att. 15,365 - Clear - 51 F

livebaseballscorecards.com

AB	40
R	6
H	14
RBI	6
BB	2
SO	8
LOB	18

BOTTOM

New York Mets @ Cleveland Indians

Progressive Field, Cleveland, OH

Fri Apr 15 2016, 7:12 PM - 10:43 PM EDT

Att. 15,365 - Clear - 51 F

livebaseballscorecards.com

Batter	1	2	3	4	5	6	7	8	9	AB	R	H	RBI	BB	SO	LOB
20 Rajai Davis, R (1, 7) (7, 8) OBP: 0.294, SLG: 0.419	B SI 86 X FF 88 1-0 F9 ①	B FF 89 B SI 87 S SI 87 X SI 87 2-1 FC6-4 22 S ② 1-2f 2-3			B SL 85 X SI 85 1-0 22 2B 1B	X SL 81 0-0 F7 ③		S FC 91 F FF 91 B FF 93 B SL 87 T FF 92 2-2 K ③		5	1	1	0	0	1	5
22 Jason Kipnis, L (1, 4) OBP: 0.400, SLG: 0.517	B FF 88 C FF 88 C FF 88 B SI 88 X FF 91 2-2 26 E 2B	D CH 80 C CH 80 B SI 86 1 SAFE B CH 80 F FF 91 X SI 89 3-2 P5 ③ 1-2			B SI 84 X SI 87 1-0 1-H 2B		C FF 90 B SL 80 F SL 80 B FF 92 X FF 91 2-2 G4-3 ①		C FC 91 B FF 91 X FF 91 1-1 41 HR 1B	5	2	3	1	0	0	2
12 Francisco Lindor, S (1, 6) OBP: 0.314, SLG: 0.364	B FF 90 X SI 88 1-0 F8 ②		B FF 86 B SI 86 X SI 86 2-0 G6-3 ①		B FF 90 C FF 88 F FF 89 B FF 91 C SI 88 1-3 K ①		B FF 91 B FF 91 S FF 90 B FF 92 S FF 91 C FF 90 3-3 K ②		X FC 91 0-0 F7 ①	5	0	0	0	0	2	3
26 Mike Napoli, R (1, 3) OBP: 0.324, SLG: 0.548	B SI 88 C SI 88 C SI 89 B SI 89 X SI 90 2-2 E7 2-H 1B		F SI 88 B SL 82 X CH 80 1-1 G5-3 ②		F SL 82 C SI 89 B SI 90 F SL 82 F SL 83 S SL 84 1-3 K ②		F FF 94 B FF 95 X SL 86 1-1 2B		F FF 92 C FF 93 X FF 92 0-2 L8 ②	5	0	2	1	0	1	2
41 Carlos Santana, S (1, 10) OBP: 0.294, SLG: 0.448	B FF 89 F SI 88 B FF 92 B CH 82 B SI 88 4-1 BB		B CH 80 C CH 80 C SI 86 X SI 87 1-2 F8 ③		B CH 81 B FF 92 B SI 88 C SI 88 X SI 89 3-1 F8 ③		B FF 94 B FF 93 B SI 94 C FF 94 C FF 95 B FF 94 4-2 BB		X FF 92 0-0 1-H HR	3	1	1	2	2	0	1
10 Yan Gomes, R (1, 2) OBP: 0.250, SLG: 0.423	C SI 88 F FF 91 F SI 88 B FF 91 B SL 84 T SI 89 2-2 K ③			C SI 86 X FF 88 0-1 G1-3 ①		X SL 78 0-0 E5 4 2B	C FF 94 C FF 94 S FF 96 0-3 K ③		S SI 93 B SI 94 X SI 94 1-1 6 WP 6 1B 1B	5	1	1	0	0	2	4
6 Marlon Byrd, R (1, 9) OBP: 0.296, SLG: 0.417 7 Collin Cowgill, R (9, PR)		F SI 84 B SI 87 C SI 87 X FF 90 1-2 30 FC1-5 4 1B 1B		X FF 91 0-0 F9 ②		B SI 85 C SI 85 S SI 86 B SI 86 S SI 87 2-3 K ①		C FF 91 S FF 91 X FF 91 0-2 F9 ①	S SI 94 B SI 94 D SI 93 F SI 95 X SI 95 2-2 1-H 4 BB 1B	5 0	0 0	2 0	1 0	0 0	1 0	1 0
4 Juan Uribe, R (1, 5) OBP: 0.259, SLG: 0.217		F CH 83 1 SAFE X SI 84 0-1 20 FC6-4 30 FC1-5 1-2 1B		C FF 90 C FF 89 F SI 85 B SI 86 F SI 86 X FF 92 1-2 1B		B SI 85 B SI 86 C SI 86 C SI 86 B SI 86 F SI 86 X SI 85 3-2 1-3 2B		X FC 92 0-0 F9 ②	D SL 84 B SL 84 B SI 95 B SI 95 4-0 1-2 BB	4	0	3	0	1	0	0
30 Tyler Naquin, L (1, 8) OBP: 0.364, SLG: 0.364 11 José Ramírez, S (6, PH) OBP: 0.333, SLG: 0.500 (7, 7)		X FF 88 0-0 FC1-5 20 FC6-4 ① 1-2 2-3f		F FF 88 C SI 86 S FF 92 0-3 K ③		S FF 92 S FF 90 F FF 92 T FF 93 0-2 K ②		C FF 91 C FC 92 X FC 91 0-2 1B	B SI 95 C SI 96 X SI 94 1-1 F7 ③	2 3	0 0	0 1	0 0	0 0	1 1	3 4
Inning Stats	R: 1 E: 1 K: 1 S: 13 H: 2 LOB: 2 BB: 1 P: 25	R: 0 E: 0 K: 0 S: 11 H: 2 LOB: 2 BB: 0 P: 17	R: 0 E: 0 K: 0 S: 6 H: 0 LOB: 0 BB: 0 P: 10	R: 0 E: 0 K: 1 S: 11 H: 1 LOB: 1 BB: 0 P: 12	R: 1 E: 0 K: 2 S: 13 H: 2 LOB: 1 BB: 0 P: 20	R: 0 E: 1 K: 2 S: 13 H: 1 LOB: 2 BB: 0 P: 18	R: 0 E: 0 K: 2 S: 13 H: 1 LOB: 2 BB: 1 P: 23	R: 0 E: 0 K: 1 S: 10 H: 1 LOB: 1 BB: 0 P: 12	R: 3 E: 0 K: 0 S: 14 H: 4 LOB: 2 BB: 1 P: 23	1B: 9 2B: 4 3B: 0 HR: 1	SF: 0 SAC: 0 DP: 0 HBP: 0					

	AB	42
	R	5
	H	14
	RBI	5
	BB	3
	SO	9
	LOB	25

WP: 1 PA: 45
PB: 0
SB: 1
CS: 0

PITCHER		IP	WLS	BF	H	R	ER	SO	BB	IBB	HBP	BLK	WP	HR	S	P	ERA	WHIP
40 Bartolo Colon, R (ERA: 2.13)	(1, 1)	5.1	W	26	8	2	2	5	1	0	0	0	0	0	62	97	3.38	1.688
59 Antonio Bastardo, L (ERA: 3.86)	(6, 1)	1.1	H	4	0	0	0	2	0	0	0	0	0	0	11	16	0.00	0.000
47 Hansel Robles, R (ERA: 1.93)	(7, 1)	0.1		3	1	0	0	1	1	0	0	0	0	0	7	12	0.00	6.000
43 Addison Reed, R (ERA: 4.76)	(8, 1)	1.2		8	3	2	2	1	0	0	0	0	0	1	17	20	10.80	1.800
27 Jeurys Familia, R (ERA: 1.5)	(9, 1)	0.1	S	4	2	1	1	0	1	0	0	0	1	0	7	15	27.00	9.000

PITCHER	IP	WLS	BF	H	R	ER	SO	BB	IBB	HBP	BLK	WP	HR	S	P	ERA	WHIP

New York Mets @ Cleveland Indians

Progressive Field, Cleveland, OH

Sat Apr 16 2016, 4:11 PM - 7:06 PM EDT

Att. 20,165 - Sunny - 54 F

TOP

livebaseballscorecards.com

Batter	1	2	3	4	5	6	7	8	9	AB	R	H	RBI	BB	SO	LOB
3 Curtis Granderson, L (1, 9) OBP: 0.239, SLG: 0.268	B FF 88 B FF 89 X FF 88 2-0 HR		C FC 87 B CU 74 B SI 85 S FC 85 B FF 87 X FC 84 3-2 ① G4-3		C FC 84 B CU 73 F FC 85 B CU 73 F FC 82 F FF 86 B FF 87 C FC 84 3-3 ③ K			B FC 92 X FC 92 1-0 52 HR 2B	S KC 82 B KC 82 B FF 93 C FF 92 X FF 92 2-2 ② FC4-5 5 FC6-4 1-2f	5	2	2	1	0	1	1
5 David Wright, R (1, 5) OBP: 0.429, SLG: 0.364	T FF 90 B FC 88 S FC 85 C 1-3 ① K		B FF 88 B FF 88 F FC 85 B FF 88 F FF 87 S FC 85 3-3 ② K			B SI 90 X SI 90 1-0 ① 1B		C FC 92 B FC 92 B FC 93 B FC 91 B FC 92 4-1 52 HR BB	B KC 82 B FF 93 F FF 92 X FF 93 2-1 ③ FC6-4 1-2f	4	1	1	0	1	2	1
30 Michael Conforto, L (1, 7) OBP: 0.400, SLG: 0.483	B FF 89 B CH 85 X FC 87 2-0 ② L9		B CU 74 F FF 87 X FC 85 1-1 2B			B SI 91 B CU 81 F SI 91 X SI 90 2-1 ② G4-3		B FC 93 B FC 92 C FC 92 F FC 93 F FC 93 F SL 83 S FC 94 2-3 ① K		4	0	1	0	0	1	2
52 Yoenis Cespedes, R (1, 10) OBP: 0.349, SLG: 0.538	C FC 86 B FF 89 B FC 86 S FC 85 T FF 90 2-2 ③ K		F FC 84 S FF 86 B FC 84 F FF 88 F FF 86 S CU 75 1-3 ③ K2-3			C CU 83 X CU 83 0-1 ③ G6-3		X FC 92 0-0 1-H 2-H HR		4	1	1	3	0	2	1
21 Lucas Duda, L (1, 3) OBP: 0.243, SLG: 0.229		C FF 88 B CU 75 F FF 88 X FC 85 1-2 ① G6-3		B CH 80 C CH 84 B CH 81 X FC 85 2-1 ① F8			C FF 94 B FF 93 F SI 94 S FF 94 1-3 ① K	C FC 92 S FC 91 B SL 82 B FC 93 X SL 80 2-2 ② P4		4	0	0	0	0	1	0
20 Neil Walker, S (1, 4) OBP: 0.250, SLG: 0.475		C FF 87 X FF 88 0-1 ② G3-1		B CH 84 F FC 84 F FF 86 X CU 74 1-2 ② F7			B FF 94 C FF 94 C CU 80 F FF 94 F FF 93 B SL 82 X FF 94 2-2 ② F8	S FC 92 B FC 93 B SL 80 X FC 91 2-1 HR		4	1	1	1	0	0	0
13 Asdrúbal Cabrera, S (1, 6) OBP: 0.351, SLG: 0.353		B FF 89 C CH 84 X FC 86 1-1 7 2B 1B		C FC 84 B FF 87 B CH 84 C FF 87 X FC 84 2-2 ③ G3-1			B CU 80 B FF 93 B FF 93 B FF 91 4-0 7 HBP BB	F FF 94 F FF 94 F KC 84 B FF 93 X KC 84 1-2 ③ G4-3		3	0	1	0	1	0	0
7 Travis d'Arnaud, R (1, 2) OBP: 0.267, SLG: 0.160 26 Kevin Plawecki, R (7, 2) OBP: 0.429, SLG: 0.200		F FF 88 1 SAFE F FF 88 1 SAFE X FC 85 0-2 1-3 2B			X FC 86 0-0 ① L7		C FF 92 B FF 94 H FF 93 2-1 1-2 HBP		B KC 84 F FF 92 C KC 82 B KC 84 B FF 93 B FF 93 4-2 3 FC4-5 BB	2 0	0 0	1 0	0 0	0 1	0 0	0 0
16 Alejandro De Aza, L (1, 8) OBP: 0.250, SLG: 0.467		C FF 88 B FC 85 F FF 89 S CU 76 1-3 ③ K2-3			C CH 84 X CH 80 0-1 ② G3		F FF 93 B FF 94 F FF 93 F FF 92 B FF 94 X SI 93 2-2 ③ F8		C FF 93 C KC 82 X FF 92 0-2 ① P6	4	0	0	0	0	1	5

	AB	34
	R	5
	H	8
	RBI	5
	BB	3
	SO	8
	LOB	10

Inning Stats										
	R: 1 E: 0 K: 2 S: 8	H: 1 LOB: 0 BB: 0 P: 15	R: 0 E: 0 K: 1 S: 13	H: 2 LOB: 2 BB: 0 P: 16	R: 0 E: 0 K: 2 S: 13	H: 1 LOB: 1 BB: 0 P: 21	R: 0 E: 0 K: 0 S: 8	H: 0 LOB: 0 BB: 0 P: 13	R: 0 E: 0 K: 1 S: 8	H: 0 LOB: 0 BB: 0 P: 11
	R: 0 E: 0 K: 0 S: 5	H: 1 LOB: 0 BB: 0 P: 8	R: 0 E: 0 K: 1 S: 13	H: 0 LOB: 2 BB: 1 P: 24	R: 4 E: 0 K: 1 S: 17	H: 3 LOB: 0 BB: 1 P: 29	R: 0 E: 0 K: 0 S: 10	H: 0 LOB: 1 BB: 1 P: 18	1B: 2 2B: 3 3B: 0 HR: 3	SF: 0 SAC: 0 DP: 0 HBP: 1	WP: 0 PB: 0 SB: 0 CS: 0	PA: 38

PITCHER		IP	WLS	BF	H	R	ER	SO	BB	IBB	HBP	BLK	WP	HR	S	P	ERA	WHIP
43 Josh Tomlin, R ERA: 1.8	(1, 1)	5.0	W	19	4	1	1	6	0	0	0	0	0	1	50	76	1.80	0.800
53 Jeff Manship, R ERA:	(6, 1)	1.0	H	3	1	0	0	0	0	0	0	0	0	0	5	8	0.00	1.000
34 Zach McAllister, R ERA:	(7, 1)	1.0		5	0	0	0	1	1	0	1	0	0	0	13	24	0.00	1.000
27 Bryan Shaw, R ERA: 24.3	(8, 1)	0.2		6	3	4	4	1	1	0	0	0	0	2	13	24	54.00	6.000
37 Cody Allen, R ERA: 4.91	(8, 1)	1.1	S	5	0	0	0	0	1	0	0	0	0	0	14	23	0.00	0.750

PITCHER		IP	WLS	BF	H	R	ER	SO	BB	IBB	HBP	BLK	WP	HR	S	P	ERA	WHIP

Batter	1	2	3	4	5	6	7	8	9	AB	R	H	RBI	BB	SO	LOB
20 Rajai Davis, R (1, 9) (7, 7) OBP: 0.282, SLG: 0.389	C CH 91 B SL 86 F SL 87 S FF 94 1-3 ① K			B FF 93 F SL 87 S CU 76 F FF 94 X CH 86 1-2 ① L4		M SL 87 S SL 87 X SL 88 0-2 22 S 22 2B 1B	C FF 90 B SL 83 X SL 82 1-1 ① L9	B FF 93 X FF 93 1-0 ③ G1		5	1	1	0	0	1	2
22 Jason Kipnis, L (1, 4) OBP: 0.410, SLG: 0.545	C FF 94 F CU 81 S FF 93 0-3 ② K			B CU 82 X CH 87 1-0 ② G4-3		C FF 93 1 SAFE B FF 90 1 SAFE B FF 93 X FF 93 2-1 12 SH5-4 26 1B 1-H 2B	C FF 92 B CH 85 F CH 84 X FF 92 1-2 12 2B 1B			4	2	2	1	0	1	0
12 Francisco Lindor, S (1, 6) OBP: 0.316, SLG: 0.389	C FF 95 F FF 95 S FF 94 0-3 ③ K			X FF 95 0-0 ③ G6-3		L SL 89 X FF 92 0-1 ① SH5-4 2-3	B FF 91 1 SAFE B CH 85 B FF 92 C FF 92 1 SAFE X FF 91 3-1 26 WP 26 1B 1-H 2B			3	1	1	1	0	1	0
26 Mike Napoli, R (1, 3) OBP: 0.342, SLG: 0.543		B FF 93 C SL 87 B SL 88 F FF 94 B FF 95 F SL 87 F FF 95 X FF 93 3-2 ① G6-3			C CU 81 S CU 81 F SL 89 X SL 89 0-2 ① G5-3	F SL 86 X SL 88 0-1 41 WP 10 1B 3-H 1B	B SL 83 B SL 82 B FF 93 X FF 92 3-0 41 G3-6 2-H 1B			4	1	2	2	0	0	0
41 Carlos Santana, S (1, 10) OBP: 0.316, SLG: 0.419		C CU 81 B FF 94 X CH 85 1-1 ② F8			B CU 83 B CU 82 B FF 94 C FF 93 B CH 85 4-1 11 S 11 2B BB	B FF 93 C CH 85 B CU 81 D CU 83 B CH 84 4-1 4 BB 10 1B 1-2 BB	C CH 85 X FF 92 0-1 ② ③ G3-6 1-2f			2	1	0	0	2	0	1
10 Yan Gomes, R (1, 2) OBP: 0.250, SLG: 0.400		C FF 94 X FF 95 0-1 ③ G6-3			X FF 93 0-0 ② F8	X CH 89 0-0 4 BB 1-2 2-H 1B		S FF 91 F FF 93 F FF 93 B SL 84 F FF 92 X FF 93 1-2 ① F8		4	0	1	1	0	0	1
11 José Ramírez, S (1, 7) (7, 5) OBP: 0.321, SLG: 0.500			C FF 92 B CH 85 B CH 86 X FF 91 2-1 ① L9		C FF 93 C FF 93 B FF 92 X CH 85 1-2 4 1B 1-H 2B	F FF 93 F CU 86 F SL 87 X CH 86 0-2 ② P6		B FF 93 C FF 92 B SL 83 F FF 92 X FF 93 2-2 ② L6		4	1	1	1	0	0	2
4 Juan Uribe, R (1, 5) OBP: 0.300, SLG: 0.240 7 Collin Cowgill, R (6, PR) (7, 9) OBP: 0.200, SLG: 0.111			X SL 87 0-0 ② P3		D SL 87 B FF 90 X FF 92 2-0 2-H 1B	D SL 88 C SL 86 F FF 92 B SL 88 B SL 87 B FF 94 4-2 1-2 2-3 BB		C FF 93 X SL 85 0-1 30 1B 1B		2 1	0 0	1 1	1 0	1 0	0 0	0 0
30 Tyler Naquin, L (1, 8) OBP: 0.333, SLG: 0.333			C FF 93 X CH 86 0-1 ③ F8		C FF 94 S FF 93 B FF 92 S FF 93 1-3 ③ K	F FF 92 C FF 92 C FF 93 0-3 ③ K		1 SAFE F FF 93 1 SAFE B FF 91 X FF 92 1-1 1-3 1B		4	0	1	0	0	2	4
Inning Stats	R: 0 E: 0 K: 3 S: 9 H: 0 LOB: 0 BB: 0 P: 10	R: 0 E: 0 K: 0 S: 9 H: 0 LOB: 0 BB: 0 P: 13	R: 0 E: 0 K: 0 S: 5 H: 0 LOB: 0 BB: 0 P: 7	R: 0 E: 0 K: 0 S: 6 H: 0 LOB: 0 BB: 0 P: 8	R: 2 E: 0 K: 1 S: 13 H: 2 LOB: 1 BB: 1 P: 21	R: 3 E: 0 K: 1 S: 20 H: 4 LOB: 3 BB: 2 P: 30	R: 2 E: 0 K: 0 S: 10 H: 3 LOB: 0 BB: 0 P: 18	R: 0 E: 0 K: 0 S: 13 H: 2 LOB: 2 BB: 0 P: 18		1B: 8 2B: 3 3B: 0 HR: 0 SF: 0 SAC: 1 DP: 1 HBP: 0						

BOTTOM

New York Mets @ Cleveland Indians

Progressive Field, Cleveland, OH

Sat Apr 16 2016, 4:11 PM - 7:06 PM EDT

Att. 20,165 - Sunny - 54 F

livebaseballscorecards.com

AB	33
R	7
H	11
RBI	7
BB	3
SO	5
LOB	10

PITCHER		IP	WLS	BF	H	R	ER	SO	BB	IBB	HBP	BLK	WP	HR	S	P	ERA	WHIP
33 Matt Harvey, R ERA: 5.71	(1, 1)	5.2	L	26	6	5	5	4	3	0	0	0	1	0	59	86	7.94	1.588
50 Rafael Montero, R ERA: 13.5	(6, 1)	1.1		6	3	2	2	1	0	0	0	0	1	0	13	21	13.50	2.250
51 Jim Henderson, R ERA: 2.08	(8, 1)	1.0		5	2	0	0	0	0	0	0	0	0	0	13	18	0.00	2.000

PITCHER	IP	WLS	BF	H	R	ER	SO	BB	IBB	HBP	BLK	WP	HR	S	P	ERA	WHIP

WP: 2 PB: 0 SB: 2 CS: 0 PA: 37

Batter	1	2	3	4	5	6	7	8	9	AB	R	H	RBI	BB	SO	LOB
3 Curtis Granderson, L (1, 9) OBP: 0.255, SLG: 0.311	C SI 92 B FF 92 B SI 91 F SI 92 B SI 93 B FF 92 4-2 13 1B / 30 2B BB	B SL 86 X FF 90 1-0 13 E 3B	B SL 87 C SI 90 S CH 83 B SI 91 B CU 81 X FF 92 3-2 ① F7	C CH 82 B FF 91 B SL 87 X FF 92 2-1 ③ G4-3			C SI 88 B FF 90 B SI 89 X SI 90 2-1 ① FC3-5 12 FC6-4 1-2f	4	2	1	0	1	0	3
13 Asdrúbal Cabrera, S (1, 6) OBP: 0.357, SLG: 0.359	S SI 90 1 SAFE S CH 84 X SL 91 0-2 30 2B / 21 1B / 1-2 1B	B CU 82 T FF 90 X SI 91 1-1 E1 / 30 2B / 3-H 1B	B SI 91 C SL 88 S CH 83 S CU 81 1-3 ② K				F FF 91 F SL 78 B FF 93 B SI 91 F FF 92 T FF 92 2-2 ① K		B SI 89 X SI 89 1-0 ② L7	5	2	2	1	0	2	2
30 Michael Conforto, L (1, 7) OBP: 0.421, SLG: 0.563 12 Juan Lagares, R (7, PH) OBP: 0.182, SLG: 0.182 (7, 8)	B SI 92 B SI 92 F SI 92 B SI 93 X SI 92 3-1 21 1B / 1-3 2-H 2B	B FF 92 X SI 90 1-0 52 2B / 2-H 2B	B FF 92 B SL 86 C FF 91 X SL 88 2-1 ③ F7				C SI 92 F SL 79 F FF 93 B SL 80 F FF 92 F CH 85 S FF 92 1-3 ② K		C SI 90 B SI 90 C SI 90 X SL 84 1-2 ③ FC6-4 / 1-2f	3 2	2 0	2 0	2 0	0 0	0 1	1 1
52 Yoenis Cespedes, R (1, 10) OBP: 0.362, SLG: 0.548	C SL 88 F FF 92 B CU 83 F CU 83 S SL 88 1-3 ① K	B FF 92 X SL 88 1-0 / 2-H 2B			F SL 86 C SI 90 S CU 83 0-3 ① K		C FF 91 S FF 92 B FF 92 B SL 81 F SI 93 B SL 79 B FF 92 4-2 BB			3	0	1	1	1	2	2
21 Lucas Duda, L (1, 3) OBP: 0.244, SLG: 0.231	X SI 91 0-0 / 2-H 3-H 1B	C CU 80 B FF 90 F CU 82 C SI 90 1-3 ③ K			S CH 82 C FF 91 X CU 83 0-2 ② F8		C SI 91 B SI 90 X SI 90 1-1 ③ G3			4	0	1	2	0	1	2
20 Neil Walker, S (1, 4) OBP: 0.227, SLG: 0.432	B FF 91 S SL 88 C FF 91 F SL 89 S CU 82 1-3 ② K		X CU 79 0-0 ① G4-3		B SI 92 S CU 81 C SI 91 X FF 90 1-2 ③ G4-3			B FF 92 C FF 90 B FF 92 S SL 82 B SI 90 X SL 83 3-2 ① L4		4	0	0	0	0	1	1
4 Wilmer Flores, R (1, 5) OBP: 0.188, SLG: 0.071	X SI 90 0-0 ③ P5		B SI 89 S SL 86 B FF 90 F FF 90 S CU 82 2-3 ② K			X SL 85 0-0 ① G5-3		C SL 84 X SL 84 0-1 ② F7		4	0	0	0	0	1	1
16 Alejandro De Aza, L (1, 8) OBP: 0.200, SLG: 0.368 (7, 7)		C FF 90 B CU 81 F SI 91 X FF 91 1-2 ① F7	S CH 83 B CH 82 C SL 88 S CU 81 1-3 ③ K			C SI 90 B CU 81 B FF 91 B SL 87 X FF 92 3-1 ② L7		B FF 92 S SL 82 S CU 80 B FF 93 X SL 85 2-2 ③ G4-3		4	0	0	0	0	1	0
26 Kevin Plawecki, R (1, 2) OBP: 0.455, SLG: 0.333		F FF 90 B SI 90 S CU 81 C SI 92 1-3 ② K		B FF 90 X FF 89 1-0 1B		B SI 92 X SI 91 1-0 1B			B SI 89 C SI 88 F SI 89 X SI 89 1-2 E3 / 3 FC3-5	4	0	2	0	0	1	0
Inning Stats	R: 3 E: 0 K: 2 S: 17 H: 3 LOB: 1 BB: 1 P: 26	R: 3 E: 1 K: 2 S: 14 H: 4 LOB: 1 BB: 0 P: 21	R: 0 E: 0 K: 2 S: 7 H: 0 LOB: 0 BB: 0 P: 10	R: 0 E: 0 K: 1 S: 9 H: 1 LOB: 1 BB: 0 P: 16	R: 0 E: 0 K: 1 S: 9 H: 0 LOB: 0 BB: 0 P: 10	R: 0 E: 0 K: 0 S: 6 H: 1 LOB: 1 BB: 0 P: 12	R: 0 E: 0 K: 2 S: 15 H: 0 LOB: 1 BB: 1 P: 23	R: 0 E: 0 K: 0 S: 8 H: 0 LOB: 0 BB: 0 P: 13	R: 0 E: 1 K: 0 S: 9 H: 0 LOB: 1 BB: 0 P: 14	1B: 5 2B: 3 3B: 1 HR: 0	SF: 0 SAC: 0 DP: 0 HBP: 0			WP: 0 PB: 0 SB: 0 CS: 0	PA: 39	

PITCHER		IP	WLS	BF	H	R	ER	SO	BB	IBB	HBP	BLK	WP	HR	S	P	ERA	WHIP
28 Corey Kluber, R ERA: 6.16	(1, 1)	6.0	L	28	9	6	6	8	1	0	0	0	0	0	62	95	9.00	1.667
44 Ross Detwiler, L ERA: 10.13	(7, 1)	1.0		4	0	0	0	2	1	0	0	0	0	0	15	23	0.00	1.000
62 Joba Chamberlain, R ERA:	(8, 1)	1.0		3	0	0	0	0	0	0	0	0	0	0	8	13	0.00	0.000
61 Dan Otero, R ERA:	(9, 1)	1.0		4	0	0	0	0	0	0	0	0	0	0	9	14	0.00	0.000

PITCHER	IP	WLS	BF	H	R	ER	SO	BB	IBB	HBP	BLK	WP	HR	S	P	ERA	WHIP

TOP

New York Mets @ Cleveland Indians

Progressive Field, Cleveland, OH

Sun Apr 17 2016, 1:12 PM - 3:43 PM EDT

Att. 17,621 - Sunny - 53 F

livebaseballscorecards.com

AB	37
R	6
H	9
RBI	6
BB	2
SO	10
LOB	13

New York Mets @ Cleveland Indians

Progressive Field, Cleveland, OH

Sun Apr 17 2016, 1:12 PM - 3:43 PM EDT

Att. 17,621 - Sunny - 53 F

livebaseballscorecards.com

BOTTOM

Batter	1	2	3	4	5	6	7	8	9	AB	R	H	RBI	BB	SO	LOB
20 Rajai Davis, R (1, 8) OBP: 0.279, SLG: 0.375	B SI 94 B SI 93 C SI 94 X SI 93 2-1 F9 ①		X SI 94 0-0 22 G6-3 1B		S SI 94 C SI 92 S SI 92 0-3 K ③			S FF 94 B SL 82 F SL 84 S FF 96 1-3 K ③		4	0	1	0	0	2	1
30 Tyler Naquin, L (9, 8) OBP: 0.333, SLG: 0.333										0	0	0	0	0	0	0
22 Jason Kipnis, L (1, 4) OBP: 0.372, SLG: 0.486	C SL 89 C SI 95 S CU 78 0-3 K ②		1 SAFE 1 SAFE 1 SAFE C SI 93 S SL 88 X SI 93 0-2 G6-3 ② ③ 1-2f			B CU 76 C SL 86 F CU 77 S CH 83 1-3 K ①			C SL 87 S SI 88 S CU 69 0-3 K ①	4	0	0	0	0	3	1
12 Francisco Lindor, S (1, 6) OBP: 0.310, SLG: 0.400	B SI 95 C CH 84 F SI 95 T CU 76 1-2 K ③			C SI 94 B SI 94 B SI 95 B SI 94 F SI 94 X SI 93 3-2 41 G3-1 2B		F CU 75 X SI 94 0-1 L4 ②			C SL 87 F CH 82 S CU 70 0-3 K	4	0	1	0	0	2	0
26 Mike Napoli, R (1, 3) OBP: 0.310, SLG: 0.487		C SI 94 B SI 95 B CH 85 S SI 94 F SL 90 C SI 94 2-3 K ①		B SL 88 F SI 93 S SL 88 F CU 76 B CU 76 B SI 94 X SL 86 3-2 P3 ①		C SI 94 X SL 88 0-1 F9 ③			C FF 91 S FF 93 F FF 92 S SL 87 0-3 K ②	4	0	0	0	0	2	2
41 Carlos Santana, S (1, 10) OBP: 0.286, SLG: 0.371		C SI 95 B SI 95 X SI 94 1-1 G3 ②		C SI 93 B SI 93 X SL 88 1-1 G3-1 ② 2-3			F SI 93 B SL 86 B CH 80 C SI 93 S CU 75 2-3 K ①		C FF 93 F SL 86 T FF 92 0-2 K ③	4	0	0	0	0	2	2
10 Yan Gomes, R (1, 2) OBP: 0.257, SLG: 0.394		C SI 94 B SI 94 X SI 94 1-1 6 BB 1B		C SI 94 F SL 88 B SI 93 C SI 92 1-3 K ③			B SL 86 X SL 86 1-0 F9 ②			3	0	1	0	0	1	1
6 Marlon Byrd, R (1, 9) OBP: 0.300, SLG: 0.385		B SI 94 1 SAFE B SI 94 B SI 94 C SI 94 C SI 93 B SI 93 4-2 4 FC5-4 BB 1-2			C CU 75 S SI 94 C SI 94 0-3 K ①		S SI 94 S SI 93 B SI 93 B CU 77 S SL 88 2-3 K ③			2	0	0	0	1	2	0
4 Juan Uribe, R (1, 5) OBP: 0.273, SLG: 0.214	C SI 93 F SL 88 B SI 93 X CU 76 1-2 FC5-4 ③ 1-2f				S CH 83 B SI 94 B CU 74 X CH 84 2-1 G4-3 ②			X SL 82 0-0 P5 ①		3	0	0	0	0	0	2
11 José Ramírez, S (1, 7) OBP: 0.323, SLG: 0.467			L SI 94 C SI 95 X CU 77 0-2 G6-3 ①		B SI 93 B CH 84 B SI 93 B SI 93 4-0 BB			C FF 94 C FF 93 S SL 85 0-3 K ②		2	0	0	0	1	1	0
Inning Stats	R: 0 E: 0 K: 2 S: 8 H: 0 LOB: 0 BB: 0 P: 11	R: 0 E: 0 K: 1 S: 13 H: 1 LOB: 2 BB: 1 P: 22	R: 0 E: 0 K: 0 S: 7 H: 1 LOB: 0 BB: 0 P: 7	R: 0 E: 0 K: 1 S: 12 H: 1 LOB: 1 BB: 0 P: 20	R: 0 E: 0 K: 2 S: 8 H: 0 LOB: 1 BB: 1 P: 14	R: 0 E: 0 K: 1 S: 7 H: 0 LOB: 0 BB: 0 P: 8	R: 0 E: 0 K: 2 S: 7 H: 0 LOB: 0 BB: 0 P: 12	R: 0 E: 0 K: 2 S: 7 H: 0 LOB: 0 BB: 0 P: 8	R: 0 E: 0 K: 4 S: 13 H: 0 LOB: 1 BB: 0 P: 13	1B: 2 2B: 1 3B: 0 HR: 0	SF: 0 SAC: 0 DP: 1 HBP: 0						

	AB	30
	R	0
	H	3
	RBI	0
	BB	2
	SO	15
	LOB	9

WP: 1 PB: 0 SB: 0 CS: 0 PA: 32

PITCHER		IP	WLS	BF	H	R	ER	SO	BB	IBB	HBP	BLK	WP	HR	S	P	ERA	WHIP
32 Steven Matz, L ERA: 7.27	(1, 1)	7.0	W	25	3	0	0	9	2	0	0	0	0	0	62	94	0.00	0.714
47 Hansel Robles, R ERA: 1.59	(8, 1)	1.0		3	0	0	0	2	0	0	0	0	0	0	7	8	0.00	0.000
39 Jerry Blevins, L ERA: 2.25	(9, 1)	0.1		2	0	0	0	2	0	0	0	0	1	0	6	6	0.00	0.000
43 Addison Reed, R ERA: 4.26	(9, 1)	0.2		2	0	0	0	2	0	0	0	0	0	0	7	7	0.00	0.000

PITCHER	IP	WLS	BF	H	R	ER	SO	BB	IBB	HBP	BLK	WP	HR	S	P	ERA	WHIP

Seattle Mariners @ Cleveland Indians

Progressive Field, Cleveland, OH

Tue Apr 19 2016, 6:11 PM - 9:06 PM EDT

Att. 9,393 - Partly Cloudy - 52 F

livebaseballscorecards.com

Batter	1	2	3	4	5	6	7	8	9	AB	R	H	RBI	BB	SO	LOB
8 Norichika Aoki, L (1, 7) OBP: 0.241, SLG: 0.302	G5-3		FC4-6		G6-3		K			4	0	0	0	0	1	2
7 Seth Smith, L (1, 10) OBP: 0.469, SLG: 0.480	1B		BB		L8			G6-3		3	0	1	0	1	0	0
22 Robinson Canó, L (1, 4) OBP: 0.298, SLG: 0.558	BB		FC3-6			G3-1		2B		3	0	1	0	1	0	2
23 Nelson Cruz, R (1, 9) OBP: 0.333, SLG: 0.490	K		K2-3			G6-3		F9		4	0	0	0	0	2	5
15 Kyle Seager, L (1, 5) OBP: 0.264, SLG: 0.326	FC4-6			1B		HR		K		4	1	2	1	0	1	3
26 Adam Lind, L (1, 3) OBP: 0.182, SLG: 0.242		G6-3		F8		L7			2B	4	1	1	0	0	0	1
33 Chris Iannetta, R (1, 2) OBP: 0.359, SLG: 0.424		L7		F7			K		L8	4	0	0	0	0	1	2
12 Leonys Martin, L (1, 8) OBP: 0.304, SLG: 0.452		F7		K			2B		G4-3	4	0	1	1	0	1	1
4 Ketel Marte, S (1, 6) OBP: 0.250, SLG: 0.186 21 Franklin Gutierrez, R (9, PH) OBP: 0.308, SLG: 0.238			BB		K	P6			K	2 1	0 0	0 0	0 0	1 0	1 1	1 0
Inning Stats	R: 0 E: 0 K: 1 S: 13 H: 1 LOB: 2 BB: 1 P: 23	R: 0 E: 0 K: 0 S: 7 H: 0 LOB: 0 BB: 0 P: 7	R: 0 E: 0 K: 1 S: 13 H: 0 LOB: 2 BB: 2 P: 23	R: 0 E: 0 K: 1 S: 9 H: 1 LOB: 1 BB: 0 P: 11	R: 0 E: 0 K: 1 S: 9 H: 0 LOB: 0 BB: 0 P: 15	R: 1 E: 0 K: 0 S: 8 H: 1 LOB: 0 BB: 0 P: 15	R: 0 E: 0 K: 2 S: 13 H: 1 LOB: 1 BB: 0 P: 17	R: 0 E: 0 K: 1 S: 11 H: 1 LOB: 1 BB: 0 P: 16	R: 1 E: 0 K: 1 S: 10 H: 1 LOB: 0 BB: 0 P: 13	1B: 2 2B: 3 3B: 0 HR: 1 SF: 0 SAC: 0 DP: 0 HBP: 0	WP: 0 PB: 0 SB: 1 CS: 0 PA: 36					

PITCHER		IP	WLS	BF	H	R	ER	SO	BB	IBB	HBP	BLK	WP	HR	S	P	ERA	WHIP
59 Carlos Carrasco, R ERA: 2.79	(1, 1)	6.1	W	26	4	1	1	5	3	0	0	0	0	1	66	103	1.42	1.105
34 Zach McAllister, R ERA:	(7, 1)	0.2	H	2	0	0	0	1	0	0	0	0	0	0	6	8	0.00	0.000
27 Bryan Shaw, R ERA: 18.69	(8, 1)	1.0	H	4	1	0	0	1	0	0	0	0	0	0	11	16	0.00	1.000
37 Cody Allen, R ERA: 5.79	(9, 1)	1.0	S	4	1	1	1	1	0	0	0	0	0	0	10	13	9.00	1.000

PITCHER	IP	WLS	BF	H	R	ER	SO	BB	IBB	HBP	BLK	WP	HR	S	P	ERA	WHIP

TOP	
AB	33
R	2
H	6
RBI	2
BB	3
SO	8
LOB	17

Seattle Mariners @ Cleveland Indians

Progressive Field, Cleveland, OH

Tue Apr 19 2016, 6:11 PM - 9:06 PM EDT

Att. 9,393 - Partly Cloudy - 52 F

livebaseballscorecards.com

Batter	1	2	3	4	5	6	7	8	9	AB	R	H	RBI	BB	SO	LOB
20 Rajai Davis, R (1, 8) (9, 7) OBP: 0.298, SLG: 0.372	C SI 87 X CU 74 0-1 ① G6-3		C CH 78 B FF 88 F SL 80 X SI 90 1-2 22 G6-3 1B	B FF 92 B FF 91 S CH 83 B CH 82 F FF 92 F CH 83 B FF 93 4-2 12 BB 1-2 2-3 3-H BB		B FC 90 B FF 93 F FF 93 X FF 93 2-1 ③ G5-3				3	0	1	1	1	0	0
22 Jason Kipnis, L (1, 4) OBP: 0.362, SLG: 0.463	B CH 86 C FF 88 B SI 87 F SI 88 X SL 81 2-2 26 G5-3 12 1B 1B		C FF 87 X CU 75 0-1 ①② G6-3 1-2f	D CU 80 C SL 85 B FF 90 S SI 90 S FF 93 2-3 ② K			C FF 92 C CU 76 X CU 76 0-2 ① L6			4	0	1	0	0	1	4
12 Francisco Lindor, S (1, 6) OBP: 0.370, SLG: 0.465	B FF 87 X CH 79 1-0 1-2 1B		C CU 76 F CU 72 X CU 79 0-2 26 2B 2B	B FF 90 D CU 79 C CH 82 B FF 91 B FF 92 4-1 1-2 2-3 3-H BB			F FF 93 B FF 93 B FF 94 X FF 93 2-1 41 F8 26 BB 1B			3	1	3	1	1	0	0
26 Mike Napoli, R (1, 3) OBP: 0.326, SLG: 0.500	C FF 89 X CU 75 0-1 ②③ G5-3 2-3f		C FF 89 X CU 75 0-1 2-H 2B	B CU 72 F FF 93 F FF 94 D CU 77 B FC 89 X FF 94 3-2 ③ G5-3			F FF 93 1 SAFE 1 SAFE B FF 93 1 SAFE C FF 94 B FF 93 1 SAFE F FF 93 4-2 B CU 76 B FF 94 41 F8 1-2 BB			3	0	1	1	1	0	5
41 Carlos Santana, S (1, 10) OBP: 0.261, SLG: 0.333		C FF 86 B SI 87 X CH 80 1-1 ① F8	B CH 80 F FF 88 D CU 79 B CH 80 C CH 80 X CH 80 3-2 ③ L9		B X FF 92 1-0 ① F9		C SL 81 B FF 95 X FF 95 1-1 ② F8 1-2 2-3			4	0	0	0	0	0	3
10 Yan Gomes, R (1, 2) OBP: 0.256, SLG: 0.378		C FF 87 C SI 88 X SI 89 0-2 4 1B 6 1B 1B		C CU 77 S SL 82 S SL 80 0-3 ① K	F FF 94 C CU 76 X FF 94 0-2 ② G5-3		B FF 96 F FF 96 X FF 95 1-1 ③ G6-3			4	0	1	0	0	1	2
6 Marlon Byrd, R (1, 7) OBP: 0.324, SLG: 0.400 30 Tyler Naquin, L (9, 8) OBP: 0.333, SLG: 0.333	1 SAFE 1 SAFE S CH 79 S CH 79 X CH 85 0-2 4 1B 1-2 1B		F CH 82 B SI 89 B FF 90 S CH 81 F CH 80 X CH 80 2-2 7 BB 4 BB 20 BB 1B		F FF 94 B FF 95 F FF 94 S CU 78 1-3 ③ K			B SL 81 C SL 80 T FF 95 X SL 81 1-2 ① F9		4 0	1 0	2 0	0 0	1 0	0 0	0 0
4 Juan Uribe, R (1, 5) OBP: 0.297, SLG: 0.226		B SI 88 X CU 76 1-0 7 G5-4-3 1-2 2-3 1B		B FF 90 B FF 90 D CU 79 F FF 90 1 SAFE F FF 90 D CH 82 4-2 20 BB 7 BB 12 BB 1-2 BB		F FF 92 C FF 93 X FC 90 0-2 ① G6-3		X FF 95 0-0 ② G4-3		3	1	1	0	1	0	0
7 Collin Cowgill, R (1, 9) OBP: 0.214, SLG: 0.083		B CU 77 C CH 81 B CH 81 S CH 81 F CH 81 X CH 81 2-2 ②③ G5-4-3 1-2f		B FF 90 B FF 90 B CH 83 B FF 90 4-0 12 BB 20 BB 1-2 2-3 BB		F FF 94 X FF 94 0-1 ② G4-3		F FF 95 F FF 95 C SL 83 0-3 ③ K		3	0	0	0	1	1	3
Inning Stats	R: 0 E: 0 K: 0 S: 8 H: 2 LOB: 1 BB: 0 P: 11	R: 0 E: 0 K: 0 S: 13 H: 3 LOB: 2 BB: 0 P: 17	R: 1 E: 0 K: 0 S: 13 H: 3 LOB: 1 BB: 0 P: 17	R: 2 E: 0 K: 2 S: 19 H: 1 LOB: 3 BB: 4 P: 42	R: 0 E: 0 K: 1 S: 7 H: 0 LOB: 0 BB: 0 P: 9	R: 0 E: 0 K: 0 S: 7 H: 0 LOB: 0 BB: 0 P: 9	R: 0 E: 0 K: 0 S: 12 H: 1 LOB: 2 BB: 1 P: 20	R: 0 E: 0 K: 1 S: 7 H: 0 LOB: 0 BB: 0 P: 8		1B: 8 2B: 2 3B: 0 HR: 0 SF: 0 SAC: 0 DP: 3 HBP: 0						

	AB	31
	R	3
	H	10
	RBI	3
	BB	5
	SO	4
	LOB	17

PITCHER		IP	WLS	BF	H	R	ER	SO	BB	IBB	HBP	BLK	WP	HR	S	P	ERA	WHIP
20 Wade Miley, L ERA: 8.04	(1, 1)	3.2	L	21	9	3	3	2	4	0	0	0	0	0	50	81	7.36	3.545
37 Mike Montgomery, L ERA: 4.15	(4, 1)	2.2		10	1	0	0	1	1	0	0	0	0	0	25	38	0.00	0.750
55 Tony Zych, R ERA: 3.24	(7, 1)	1.2		5	0	0	0	1	0	0	0	0	0	0	11	14	0.00	0.000

PITCHER	IP	WLS	BF	H	R	ER	SO	BB	IBB	HBP	BLK	WP	HR	S	P	ERA	WHIP

Batter	1	2	3	4	5	6	7	8	9	AB	R	H	RBI	BB	SO	LOB
8 Norichika Aoki, L (1, 7) OBP: 0.241, SLG: 0.333	B FF 94 B FF 94 X FF 94 2-0 ① P6	B FF 94 C FF 94 B FF 93 X FF 94 2-1 1-H 2-H 3B			B FF 94 F FF 95 B SL 83 F FF 94 B CH 87 F FF 96 X SI 95 3-2 ② G3-1		B FF 94 F CH 84 B FF 95 C FF 94 X CH 86 2-2 ③ F8			4	0	1	2	0	0	0
7 Seth Smith, L (1, 9) OBP: 0.429, SLG: 0.429 21 Franklin Gutierrez, R (8, PH) OBP: 0.296, SLG: 0.227 (8, 9)	X FF 94 0-0 E6 23 1B	B SI 93 D CH 86 B FF 92 C FF 92 X FF 93 3-1 ③ F8			C CH 85 F CH 86 X CH 86 0-2 ③ G4-3			B SI 91 F SI 89 B FF 92 B SI 90 F SI 91 X SI 91 3-2 ① G4-3		3 1	0 0	0 0	0 0	0 0	0 0	1 0
22 Robinson Canó, L (1, 4) OBP: 0.279, SLG: 0.518	C FF 93 B SI 94 F FF 93 D SL 86 S CH 86 2-3 ② K	B CU 80 F FF 94 X CH 86 1-1 ① G3			B SI 94 X FF 93 1-0 ① P5			B FF 92 B SI 92 C SI 91 X SI 90 2-1 ② G3		4	0	0	0	0	1	1
23 Nelson Cruz, R (1, 10) OBP: 0.344, SLG: 0.481	B FF 93 X FF 94 1-0 1-2 1B	F FF 93 C SL 84 S SL 87 0-3 ② K			B SL 84 S FF 95 S SL 85 B CH 88 F FF 96 B SI 95 B CH 86 4-2 26 BB BB			T CU 82 B SI 89 B SI 89 S CU 83 S CU 84 2-3 ③ K		3	0	1	0	1	2	0
15 Kyle Seager, L (1, 5) OBP: 0.246, SLG: 0.300	B FF 93 S FF 94 S FF 94 2 SAFE S CH 85 1-3 ③ K	C FF 94 S SL 82 B SL 85 F SL 86 B FF 95 X SL 86 2-2 ③ F8			F FF 94 B CH 85 B FF 93 X FF 94 2-1 ② F7				C CU 77 B SI 89 X SI 90 1-1 ① G3	4	0	0	0	0	1	3
26 Adam Lind, L (1, 3) OBP: 0.216, SLG: 0.250		X FF 93 0-0 33 BB 8 3B 1B		S FF 94 X CH 85 0-1 ① G4-3		B FF 94 B SI 94 B FF 95 C FF 94 B FF 94 4-1 1-2 BB			C SI 90 F CU 83 S CU 81 0-3 ② K	3	1	1	0	1	1	0
33 Chris Iannetta, R (1, 2) OBP: 0.349, SLG: 0.389		S FF 92 B FF 93 D SL 84 S FF 94 B FF 94 F FF 94 D CH 87 4-2 8 3B 1-2 BB		F FF 94 B FF 92 X SL 84 1-1 ② F8	F FF 93 B FF 94 B SL 82 C FF 94 C FF 94 2-3 ③ K				S CU 82 S CU 82 B CU 81 B CU 82 X SI 90 2-2 ③ G5-3	3	1	0	0	1	1	2
12 Leonys Martin, L (1, 8) OBP: 0.286, SLG: 0.422		L FF 93 F FF 93 B SL 85 D CH 86 X FF 94 2-2 ① L8		B SL 81 S FF 95 F CH 86 B SI 96 C SI 95 2-3 ③ K			C FF 92 F CH 82 F FF 94 X CU 80 0-2 ① G6-3			3	0	0	0	0	1	2
16 Luis Sardinas, S (1, 6) OBP: 0.200, SLG: 0.350		B CH 85 S SI 93 S SI 94 S SI 94 1-3 ② K			C CU 81 F CH 85 F FF 95 S CH 86 0-3 ① K		B FF 93 B FF 93 C FF 94 F FF 94 X SI 96 2-2 ② G6-3			3	0	0	0	0	2	2
Inning Stats	R: 0 E: 1 K: 2 S: 9 H: 1 LOB: 2 BB: 0 P: 15	R: 2 E: 0 K: 1 S: 14 H: 2 LOB: 1 BB: 1 P: 26	R: 0 E: 0 K: 1 S: 9 H: 0 LOB: 0 BB: 0 P: 12	R: 0 E: 0 K: 1 S: 7 H: 0 LOB: 0 BB: 0 P: 10	R: 0 E: 0 K: 1 S: 11 H: 0 LOB: 0 BB: 0 P: 14	R: 0 E: 0 K: 1 S: 10 H: 0 LOB: 2 BB: 2 P: 23	R: 0 E: 0 K: 0 S: 10 H: 0 LOB: 0 BB: 0 P: 14	R: 0 E: 0 K: 1 S: 8 H: 0 LOB: 0 BB: 0 P: 15	R: 0 E: 0 K: 1 S: 8 H: 0 LOB: 0 BB: 0 P: 11	1B: 2 2B: 0 3B: 1 HR: 0	SF: 0 SAC: 0 DP: 0 HBP: 0			WP: 0 PB: 0 SB: 0 CS: 0	PA: 34		

TOP

Seattle Mariners @ Cleveland Indians

Progressive Field, Cleveland, OH

Wed Apr 20 2016, 6:11 PM - 8:58 PM EDT

Att. 9,890 - Partly Cloudy - 54 F

livebaseballscorecards.com

AB	31
R	2
H	3
RBI	2
BB	3
SO	9
LOB	11

PITCHER		IP	WLS	BF	H	R	ER	SO	BB	IBB	HBP	BLK	WP	HR	S	P	ERA	WHIP
31 Danny Salazar, R ERA: 1.47	(1, 1)	7.0	L	28	3	2	2	7	3	0	0	0	0	0	70	114	2.57	0.857
44 Ross Detwiler, L ERA: 8.1	(8, 1)	0.2		2	0	0	0	0	0	0	0	0	0	0	5	10	0.00	0.000
53 Jeff Manship, R ERA:	(8, 1)	1.1		4	0	0	0	2	0	0	0	0	0	0	11	16	0.00	0.000

PITCHER	IP	WLS	BF	H	R	ER	SO	BB	IBB	HBP	BLK	WP	HR	S	P	ERA	WHIP

Seattle Mariners @ Cleveland Indians

Progressive Field, Cleveland, OH

Wed Apr 20 2016, 6:11 PM - 8:58 PM EDT

Att. 9,890 - Partly Cloudy - 54 F

livebaseballscorecards.com

BOTTOM

Batter	1	2	3	4	5	6	7	8	9	AB	R	H	RBI	BB	SO	LOB
11 José Ramírez, S (1, 7) (8, 5) OBP: 0.286, SLG: 0.412	C FF 92 C FF 92 X FF 93 0-2 ① F7		F FF 92 D FS 88 B FF 94 F FS 88 X CU 75 2-2 E3 1-3		F FS 88 F FS 88 X FF 95 0-2 ③ L7			X FF 93 0-0 ① FC1-6 22 WP 1-2f		4	0	0	0	0	0	2
22 Jason Kipnis, L (1, 4) OBP: 0.333, SLG: 0.432	C FF 92 B CU 74 B FC 90 F FF 93 F FF 93 S FS 88 2-3 ② K		C FS 88 F FF 95 X FF 95 0-2 ② SF8 3-H			C CU 73 C FS 87 X CU 75 0-2 ① L8		C FF 93 B CH 84 B FF 93 X CH 83 2-1 ② L9 1-2		3	0	0	1	0	1	1
12 Francisco Lindor, S (1, 6) OBP: 0.360, SLG: 0.447	C FF 94 B FF 94 T FS 90 B FS 90 F FF 94 F FS 89 B FF 93 X FF 95 3-2 ③ L6		X FS 88 0-0 ③ G3-1			B CU 74 F FS 87 S FS 87 X FS 88 1-2 1B		X CH 83 0-0 ③ G4-3		4	0	1	0	0	0	2
26 Mike Napoli, R (1, 3) OBP: 0.300, SLG: 0.457		C FF 93 B FC 87 B FC 90 S FF 93 C FF 93 2-3 ① K		C FF 92 B FC 90 B FF 92 S FF 92 X FF 94 2-2 ① G5-3		S FS 87 B FS 87 F FS 87 F FC 90 1 SAFE B FS 86 1 SAFE F FS 87 C FF 95 2-3 ② K			C SL 79 C SL 79 X SL 80 0-2 ① F9	4	0	0	0	0	2	1
41 Carlos Santana, S (1, 10) OBP: 0.280, SLG: 0.357		B FF 93 C FS 88 B FC 89 F FF 93 B FS 88 F FF 94 X FF 94 3-2 2B		B CU 73 C CU 75 C FS 87 B FF 94 H FF 93 3-2 HBP		B FS 88 F FF 94 F CU 75 D FS 90 X FS 90 2-2 ③ G4-3			C SI 92 B SI 91 C SL 80 S FF 92 1-3 ② K	3	0	1	0	0	1	1
10 Yan Gomes, R (1, 2) OBP: 0.233, SLG: 0.341		F FF 94 X FF 94 0-1 ② G6-3		D FS 89 F FF 92 1 SAFE B FF 92 S FC 89 F FF 94 F FC 88 S FS 88 2-3 ② K			B FF 89 C CU 77 B FF 90 S CU 78 S FS 80 2-3 ① K		C SL 79 F SI 92 S SL 79 0-3 ③ K	4	0	0	0	0	3	2
8 Lonnie Chisenhall, L (1, 9)		B FF 93 F FF 93 F FF 94 F FF 95 F FS 88 F CU 76 F FF 94 X FS 88 1-2 ③ G3		B FF 92 X FF 92 1-0 ③ F8			B CU 78 B CU 77 X FF 89 2-0 ② L7			3	0	0	0	0	0	2
4 Juan Uribe, R (1, 5) OBP: 0.325, SLG: 0.273 20 Rajai Davis, R (7, PR) (8, 7) OBP: 0.298, SLG: 0.372			C FF 92 C FF 92 B CU 76 X FF 93 1-2 30 FC1-6-5 2B		F FF 91 B FF 92 F FF 91 B FS 88 B FF 91 F FS 88 F FS 87 C FF 94 3-3 ① K		B CU 78 C CU 79 B FS 82 B CU 79 B CU 77 4-1 30 CS BB			2	0	1	0	1	1	0
30 Tyler Naquin, L (1, 8) OBP: 0.333, SLG: 0.333			F FF 94 C FF 94 F FF 95 X FS 90 0-2 ① FC1-6-5 11 E 22 SF8 2-3		B FS 88 F FF 93 B FF 92 F FF 92 C CU 76 2-3 ② K		1 SAFE C FF 89 1 SAFE 1 SAFE 0-1 ③ CS 1-2	X FF 93 0-0 11 FC1-6 1B		3	1	1	0	0	1	1
Inning Stats	R: 0 E: 0 K: 1 S: 12 H: 0 LOB: 0 BB: 0 P: 17	R: 0 E: 0 K: 1 S: 16 H: 1 LOB: 1 BB: 0 P: 22	R: 1 E: 1 K: 0 S: 14 H: 1 LOB: 1 BB: 0 P: 17	R: 0 E: 0 K: 1 S: 11 H: 0 LOB: 1 BB: 0 P: 19	R: 0 E: 0 K: 2 S: 11 H: 0 LOB: 0 BB: 0 P: 16	R: 0 E: 0 K: 1 S: 14 H: 1 LOB: 1 BB: 0 P: 19	R: 0 E: 0 K: 1 S: 6 H: 0 LOB: 1 BB: 1 P: 14	R: 0 E: 0 K: 0 S: 5 H: 1 LOB: 1 BB: 0 P: 7	R: 0 E: 0 K: 2 S: 9 H: 0 LOB: 0 BB: 0 P: 10	1B: 2 2B: 2 3B: 0 HR: 0 SF: 1 SAC: 0 DP: 0 HBP: 1	WP: 1 PB: 0 SB: 0 CS: 1 PA: 34					

PITCHER		IP	WLS	BF	H	R	ER	SO	BB	IBB	HBP	BLK	WP	HR	S	P	ERA	WHIP
44 Taijuan Walker, R ERA: 1.5	(1, 1)	6.0	W	23	3	1	0	6	0	0	1	0	0	0	78	110	0.00	0.500
62 Joel Peralta, R ERA: 3.0	(7, 1)	1.0	H	3	0	0	0	1	1	0	0	0	0	0	6	14	0.00	1.000
53 Joaquín Benoit, R ERA:	(8, 1)	1.0	H	4	1	0	0	0	0	0	0	0	1	0	5	7	0.00	1.000
31 Steve Cishek, R ERA: 1.29	(9, 1)	1.0	S	3	0	0	0	2	0	0	0	0	0	0	9	10	0.00	0.000

PITCHER	IP	WLS	BF	H	R	ER	SO	BB	IBB	HBP	BLK	WP	HR	S	P	ERA	WHIP

AB	30
R	1
H	4
RBI	1
BB	1
SO	9
LOB	12

Batter	1	2	3	4	5	6	7	8	9	10	AB	R	H	RBI	BB	SO	LOB
8 Norichika Aoki, L (1, 7) OBP: 0.250, SLG: 0.323	G4-3	P5		1B		HBP				L8	5	1	1	1	0	0	2
7 Seth Smith, L (1, 9) OBP: 0.436, SLG: 0.433 21 Franklin Gutierrez, R (8, PH) OBP: 0.345, SLG: 0.227 (8, 9)	1B		HBP	SF7		L9		BB		BB	2 0	0 1	1 0	1 0	0 2	0 0	1 0
22 Robinson Canó, L (1, 4) OBP: 0.313, SLG: 0.590	1B		L7	BB		2B		G4-6-3		HR	5	2	3	4	1	0	2
23 Nelson Cruz, R (1, 10) OBP: 0.358, SLG: 0.475	K		1B	BB		1B		G5-3		P6	5	0	2	2	1	1	3
15 Kyle Seager, L (1, 5) OBP: 0.242, SLG: 0.291	FC5		G4-3	F9		1B			L9		5	0	1	0	0	0	6
26 Adam Lind, L (1, 3) OBP: 0.238, SLG: 0.268		HR		1B	K	F7			K		5	2	2	0	0	2	2
12 Leonys Martin, L (1, 8) OBP: 0.296, SLG: 0.440		K		K			2B		K2-3		5	0	2	0	0	3	2
32 Steve Clevenger, L (1, 2) OBP: 0.267, SLG: 0.429 16 Luis Sardinas, S (10, PR) OBP: 0.200, SLG: 0.350 33 Chris Iannetta, R (10, 2) OBP: 0.349, SLG: 0.389		HR		1B			F7			BB	4 0 0	2 1 0	2 0 0	2 0 0	1 0 0	1 0 0	2 0 0
4 Ketel Marte, S (1, 6) OBP: 0.245, SLG: 0.188	G4-3			1B		B1-3	L4			L8	5	1	1	0	0	0	2
Inning Stats	R: 0 E: 0 K: 1 S: 11 H: 2 LOB: 2 BB: 0 P: 17	R: 2 E: 0 K: 1 S: 11 H: 2 LOB: 0 BB: 0 P: 18	R: 0 E: 0 K: 0 S: 6 H: 1 LOB: 1 BB: 0 P: 12	R: 3 E: 0 K: 1 S: 24 H: 4 LOB: 3 BB: 2 P: 43	R: 0 E: 0 K: 2 S: 8 H: 1 LOB: 0 BB: 0 P: 11	R: 2 E: 0 K: 0 S: 10 H: 3 LOB: 2 BB: 0 P: 15	R: 0 E: 0 K: 0 S: 12 H: 1 LOB: 1 BB: 0 P: 18	R: 0 E: 0 K: 0 S: 7 H: 0 LOB: 0 BB: 1 P: 12	R: 0 E: 0 K: 2 S: 8 H: 0 LOB: 0 BB: 0 P: 11	R: 3 E: 0 K: 0 S: 11 H: 1 LOB: 1 BB: 2 P: 21	1B: 11 2B: 2 3B: 0 HR: 2	SF: 1 SAC: 0 DP: 1 HBP: 2					

PITCHER		IP	WLS	BF	H	R	ER	SO	BB	IBB	HBP	BLK	WP	HR	S	P	ERA	WHIP
56 Cody Anderson, R ERA: 7.53	(1, 1)	3.2		20	9	5	5	3	0	0	1	0	0	1	45	72	12.27	2.455
47 Trevor Bauer, R ERA: 4.5	(4, 1)	2.0		11	3	2	2	2	2	0	1	0	0	0	22	41	9.00	2.500
34 Zach McAllister, R ERA:	(6, 1)	1.1		6	2	0	0	0	0	0	0	0	0	0	15	21	0.00	1.500
44 Ross Detwiler, L ERA: 6.75	(8, 1)	0.2		2	0	0	0	0	1	0	0	0	0	0	5	10	0.00	1.500
62 Joba Chamberlain, R ERA:	(8, 1)	0.1		1	0	0	0	0	0	0	0	0	0	0	2	2	0.00	0.000

PITCHER		IP	WLS	BF	H	R	ER	SO	BB	IBB	HBP	BLK	WP	HR	S	P	ERA	WHIP
37 Cody Allen, R ERA: 8.53	(9, 1)	1.2	L	8	1	3	3	2	2	0	0	0	1	1	18	30	16.20	1.800
27 Bryan Shaw, R ERA: 17.36	(10, 1)	0.1		1	0	0	0	0	0	0	0	0	0	0	1	2	0.00	0.000

TOP

Seattle Mariners @ Cleveland Indians

Progressive Field, Cleveland, OH

Thu Apr 21 2016, 12:11 PM - 4:06 PM EDT

Att. 11,525 - Rain - 64 F

livebaseballscorecards.com

AB	41
R	10
H	15
RBI	10
BB	5
SO	7
LOB	22

WP: 1 PA: 49
PB: 0
SB: 0
CS: 0

Batter	1	2	3	4	5	6	7	8	9	10	AB	R	H	RBI	BB	SO	LOB
20 Rajai Davis, R (1, 7) OBP: 0.308, SLG: 0.458	B FF 92 X FF 91 1-0 2B		C FF 92 X KC 82 0-1 ③ L7		X FF 91 0-0 1-H 2-H HR		B CU 76 C FF 90 B FF 90 F FF 90 X FF 91 2-2 ① L9		C SL 82 S SL 81 F SL 81 F SL 80 F FF 94 X SL 81 0-2 ① F7		5	1	2	3	0	0	0
22 Jason Kipnis, L (1, 4) OBP: 0.321, SLG: 0.408	B FF 90 B KC 78 B CH 84 C FF 91 C KC 78 F FF 91 F KC 81 S FF 91 3-3 ① K			C FF 90 B FF 90 B KC 77 X FF 91 2-1 ① L8	C KC 80 C KC 80 S KC 82 0-3 ② K		B CU 78 S FS 78 S FS 81 X FF 90 1-2 12 S 1B		B FF 94 C SL 80 S FF 93 B SL 81 T SL 82 2-2 ② K		5	0	1	0	0	3	1
12 Francisco Lindor, S (1, 6) OBP: 0.345, SLG: 0.412	X FF 91 0-0 ② L9			C FF 90 C KC 78 X FF 91 0-2 ② L1	B CH 83 B FF 90 F FF 91 S KC 78 F KC 80 B FF 92 S KC 79 3-3 ③ K		C CU 77 B FS 81 B FS 78 B FF 89 C FF 89 S FS 79 3-3 ② K 1-2		B FF 95 B FF 94 B FF 94 C FF 93 B FF 94 4-1 41 CS BB		4	0	0	0	1	2	2
41 Carlos Santana, S (1, 3) OBP: 0.291, SLG: 0.348	2 SAFE B CH 84 C FF 90 B FF 91 S CH 85 F KC 80 X FF 92 2-2 ③ F7			S CH 84 X FF 91 0-1 6 BB 1B		B FF 88 B KC 75 B FF 88 B FF 90 4-0 11 E BB	C FF 90 B CU 79 S FS 81 S FS 82 1-3 ③ K		1 SAFE B SL 81 B FF 94 2-0 ③ CS 1-2	B SI 91 X SI 90 1-0 ① L7	4	1	1	0	1	1	2
6 Marlon Byrd, R (1, 10) OBP: 0.333, SLG: 0.364		B KC 80 B KC 79 B FF 92 C FF 91 X FF 91 3-1 ① L6		B KC 77 F CH 83 B KC 79 B CH 84 B FF 90 4-1 1-2 BB		B KC 79 C KC 80 F CH 85 F KC 81 S KC 82 1-3 ① K		C FF 91 S CH 78 B SL 85 B CH 80 B CH 82 F SL 87 B FF 93 4-2 11 G5-3 26 HR BB		B SI 89 C SI 90 S SL 79 1-3 ② K	3	1	0	0	2	2	1
11 José Ramírez, S (1, 5) OBP: 0.275, SLG: 0.410	B FF 92 X FF 92 1-0 ② G6-3			C FF 90 F CH 84 B FF 90 X KC 80 1-2 ③ G3		B FF 91 D KC 79 F FF 91 S FF 92 X KC 83 2-2 E6 8 1B 1-H 2B		S CH 82 D CH 83 F FF 92 X CH 84 1-2 ① G5-3 1-2		B SI 89 F SI 90 X CH 82 1-1 ③ F7	5	1	1	1	0	0	3
8 Lonnie Chisenhall, L (1, 9) OBP: 0.143, SLG: 0.143	C FF 90 C CH 85 X FF 91 0-2 ③ G1-3				C KC 78 F FF 91 S KC 82 0-3 ① K	F SL 87 X FF 90 0-1 3-H 1B		B CH 81 F CH 83 F CH 83 S FF 92 1-3 ② K			4	0	1	1	0	2	1
55 Roberto Pérez, R (1, 2) 26 Mike Napoli, R (8, PH) OBP: 0.314, SLG: 0.532 10 Yan Gomes, R (9, 2) OBP: 0.233, SLG: 0.341			B FF 91 B FF 91 F FF 91 B FF 92 B FF 90 4-1 30 G6-4-3 BB		B FF 92 B KC 79 C FF 91 B FF 91 F FF 92 B FF 91 4-2 30 1B 20 HR BB	C FF 90 B SL 87 S SL 87 B SI 90 X SL 87 2-2 ② L4		B CH 83 B SL 78 X SL 86 2-0 2-H HR		1 1 0	1 1 0	0 1 0	0 2 0	2 0 0	0 0 0	1 0 0
30 Tyler Naquin, L (1, 8) OBP: 0.318, SLG: 0.318			B KC 78 C FF 91 X KC 80 1-1 ①② G6-4-3 1-2f		F FF 90 D CH 84 X CH 84 1-1 1-2 20 HR 1B	S FF 90 X SL 88 0-1 ③ G3		B FF 93 S FF 92 X CH 82 1-1 ③ L6			4	1	1	0	0	0	2
Inning Stats	R: 0 E: 0 K: 1 S: 11 H: 1 LOB: 1 BB: 0 P: 17	R: 0 E: 0 K: 0 S: 6 H: 0 LOB: 0 BB: 0 P: 10	R: 0 E: 0 K: 0 S: 5 H: 0 LOB: 0 BB: 1 P: 10	R: 0 E: 0 K: 0 S: 11 H: 1 LOB: 2 BB: 1 P: 18	R: 3 E: 0 K: 3 S: 15 H: 2 LOB: 0 BB: 1 P: 23	R: 2 E: 1 K: 1 S: 14 H: 2 LOB: 1 BB: 1 P: 23	R: 0 E: 0 K: 2 S: 12 H: 1 LOB: 1 BB: 0 P: 19	R: 2 E: 0 K: 1 S: 12 H: 1 LOB: 0 BB: 1 P: 21	R: 0 E: 0 K: 1 S: 10 H: 0 LOB: 0 BB: 1 P: 18	R: 0 E: 0 K: 1 S: 6 H: 0 LOB: 0 BB: 0 P: 9	1B: 4 2B: 2 3B: 0 HR: 2 SF: 0 SAC: 0 DP: 1 HBP: 0	WP: 0 PB: 0 SB: 1 CS: 1 PA: 43					

PITCHER		IP	WLS	BF	H	R	ER	SO	BB	IBB	HBP	BLK	WP	HR	S	P	ERA	WHIP
13 Nate Karns, R ERA: 5.28	(1, 1)	5.1		24	5	5	4	5	4	0	0	0	0	1	55	92	6.75	1.688
50 Nick Vincent, R ERA: 2.7	(6, 1)	0.2	H	3	1	0	0	0	0	0	0	0	0	0	7	9	0.00	1.500
62 Joel Peralta, R ERA: 2.57	(7, 1)	1.0	H	4	1	0	0	2	0	0	0	0	0	0	12	19	0.00	1.000
53 Joaquín Benoit, R ERA: 3.6	(8, 1)	1.0	B	5	1	2	2	1	1	0	0	0	0	1	12	21	18.00	2.000
55 Tony Zych, R ERA: 2.89	(9, 1)	1.0	W	3	0	0	0	1	1	0	0	0	0	0	10	18	0.00	1.000

PITCHER		IP	WLS	BF	H	R	ER	SO	BB	IBB	HBP	BLK	WP	HR	S	P	ERA	WHIP
31 Steve Cishek, R ERA: 1.13	(10, 1)	1.0	S	3	0	0	0	1	0	0	0	0	0	0	6	9	0.00	0.000

BOTTOM

Seattle Mariners @ Cleveland Indians

Progressive Field, Cleveland, OH

Thu Apr 21 2016, 12:11 PM - 4:06 PM EDT

Att. 11,525 - Rain - 64 F

livebaseballscorecards.com

AB	36
R	7
H	8
RBI	7
BB	6
SO	10
LOB	13

Batter	1	2	3	4	5	6	7	8	9	AB	R	H	RBI	BB	SO	LOB
41 Carlos Santana, S (1, 10) OBP: 0.305, SLG: 0.440	C FF 92 B CU 77 B FF 91 C FF 92 B SL 85 X FF 94 3-2 HR		C FF 92 B SL 84 B FF 92 B CH 84 X FF 92 3-1 2B		1 SAFE C FF 92 C FF 94 1 SAFE B FF 94 X SL 84 1-2 ② F8			B SI 93 F SI 92 X FC 86 1-1 ① G6-3		4	1	2	1	0	0	1
22 Jason Kipnis, L (1, 4) OBP: 0.317, SLG: 0.396	B FF 93 C FF 92 F CH 85 X FF 93 1-2 ① P5		B CU 76 C CU 77 B CH 85 B CH 84 S FF 93 X FF 94 3-2 ② F7		B CH 84 B CH 85 B FF 94 C FF 93 X FF 94 3-1 ③ F7 1-2			B CU 82 C FC 88 C FF 94 B FC 86 F FC 90 X FF 95 2-2 12 1B 1B		4	0	1	0	0	0	2
12 Francisco Lindor, S (1, 6) OBP: 0.356, SLG: 0.407	C FF 92 B CU 77 B CU 76 B CH 83 F FF 91 B SL 83 4-2 BB		C CU 76 F SL 85 D SL 85 D CU 79 B FF 95 C FF 95 3-3 ③			C CU 76 X SL 83 0-1 ① G3-1		1 SAFE S FF 94 B FF 94 X FC 90 1-1 1-2 1B		3	0	1	0	1	1	1
26 Mike Napoli, R (1, 3) OBP: 0.291, SLG: 0.490	1 SAFE 1 SAFE B FF 92 1 SAFE 1 SAFE C FF 91 B SL 84 1 SAFE 2-3 F FF 91 S FF 92 ② K			C CU 77 B FF 92 B FF 93 S FF 94 S FF 93 2-3 ① K		C CU 76 S SL 84 B FF 93 F FF 93 C FF 93 1-3 ② K		C FF 94 D FF 96 S FF 95 F FF 96 F FF 96 F FC 87 F SI 97 F FF 96 S FC 88 1-3 ② K		4	0	0	0	0	4	3
10 Yan Gomes, R (1, 2) OBP: 0.213, SLG: 0.311	C SL 83 C FF 92 1 SAFE T FF 92 0-2 ③ K			F SL 85 C FF 94 F FF 93 S FF 94 0-3 ② K		B FF 94 F FF 94 F FF 92 X CU 79 1-2 ③ G6-3		B SI 95 F SI 94 F FF 96 B FF 95 F FF 96 B FC 88 S FF 96 3-3 ③ K		4	0	0	0	0	3	3
6 Marlon Byrd, R (1, 7) OBP: 0.349, SLG: 0.444 20 Rajai Davis, R (9, 7) OBP: 0.308, SLG: 0.458		B FF 92 B SL 85 F FF 92 X SL 84 2-1 ① G5-3		B FF 94 B SL 86 S SL 86 F CU 79 B FF 95 F FF 96 B FF 95 4-2 BB			X FF 92 0-0 ① HR		C SI 93 C CU 76 B SI 95 X FF 95 1-2 ① G4-3	3 0	1 0	1 0	1 0	1 0	0 0	0 0
8 Lonnie Chisenhall, L (1, 9) OBP: 0.091, SLG: 0.091		F FF 92 B FF 92 F FF 92 B FF 93 S FF 92 2-3 ② K		F FF 93 1 SAFE B FF 94 X FF 94 1-1 ③ G4-3			X FF 92 0-0 ① P6		B CU 78 F FF 95 B FF 94 X SI 95 2-1 ② G5-3	4	0	0	0	0	1	1
4 Juan Uribe, R (1, 5) OBP: 0.295, SLG: 0.243		F FF 93 C CU 78 B FF 93 B FF 93 B SL 84 X FF 94 3-2 ③ P4			F SL 84 B SL 83 F FF 92 S CH 86 1-3 ① K		B SL 82 B SL 83 F FF 92 F FF 93 S CH 85 2-3 ② K		B FF 91 C SI 95 F SI 95 B CU 80 X FF 95 2-2 ③ G6-3	4	0	0	0	0	2	0
30 Tyler Naquin, L (1, 8) OBP: 0.320, SLG: 0.320			C FF 91 B FF 91 B CH 82 S FF 91 T FF 92 2-2 ① K		F FF 92 B CU 76 X CH 85 1-1 22 WP 1B		C FF 90 C CU 77 X CH 84 0-2 ③ G6-3			3	0	1	0	0	1	0

| Inning Stats | | |

BOTTOM

Cleveland Indians @ Detroit Tigers
Comerica Park, Detroit, MI
Fri Apr 22 2016, 7:13 PM - 9:57 PM EDT
Att. 25,086 - Cloudy - 55 F

livebaseballscorecards.com

Batter	1	2	3	4	5	6	7	8	9	AB	R	H	RBI	BB	SO	LOB
3 Ian Kinsler, R (1, 4) OBP: 0.380, SLG: 0.582	C FF 87 B SI 88 X FC 85 1-1 F7 ①		C FC 85 C CU 75 B FF 88 B CU 76 T FC 84 2-2 K ③			B SI 88 X FC 85 1-0 8 2B 1B		C FC 92 B FC 93 F SL 83 B FC 92 S SL 83 2-3 K2-3 ②		4	1	1	0	0	2	0
8 Justin Upton, R (1, 7) OBP: 0.261, SLG: 0.333	F SI 89 F FC 85 B SI 88 F FC 86 B CU 75 F FF 89 X FC 86 2-2 F7 ②			B CU 75 C FF 87 C CU 75 C FC 85 1-3 K ①		1 SAFE X FC 84 0-0 1-H 2B		F SL 82 C FC 94 B FC 93 B FC 94 S SL 82 2-3 K ③		4	0	1	1	0	2	0
24 Miguel Cabrera, R (1, 3) OBP: 0.313, SLG: 0.322	F FC 86 B FC 85 B CU 75 S FC 85 X FF 89 2-2 G6-3 ③			C FF 88 F FF 88 X FF 88 0-2 F9 ②		B CU 74 B FF 86 F FF 87 B FF 87 S FC 84 D CU 74 4-2 41 FC6 BB			B FF 95 B KC 82 C FF 94 F FF 94 X KC 84 2-2 P3 ①	3	0	0	0	1	0	0
41 Victor Martinez, S (1, 10) OBP: 0.333, SLG: 0.478		X FF 86 0-0 2B		B CU 74 B CH 84 X SI 88 2-0 G4-3 ③		B CH 83 C FF 88 X FF 88 1-1 1-2f FC6 ③			F FF 94 B FF 94 B KC 84 B KC 84 X FF 95 3-1 L4 ②	4	0	1	0	0	0	2
28 J.D. Martinez, R (1, 9) OBP: 0.379, SLG: 0.456		B FC 84 B FF 87 C FF 87 X FC 83 2-1 G6-3 ①			C CU 74 S CH 83 X FF 87 0-2 G5-3 ①		C FC 84 B FF 87 X FF 87 1-1 F9 ①		X KC 85 0-0 F9 ③	4	0	0	0	0	0	1
9 Nick Castellanos, R (1, 5) OBP: 0.352, SLG: 0.519		S FC 84 B FF 87 C FF 87 F FC 85 B SI 88 S FC 84 2-3 K ②			B FF 88 F FC 84 X FC 84 1-1 F9 ②		C CU 75 X FC 86 0-1 39 WP 18 G4-1 1B			3	0	1	0	0	1	1
18 Tyler Collins, L (1, 8) OBP: 0.133, SLG: 0.200		B FF 86 S CH 83 B FF 87 X SI 88 2-1 G3-4-1 ③			B FF 87 F FC 84 X CH 83 1-1 G4-3 ③		1 SAFE 1 SAFE B CH 85 F CH 82 1 SAFE X CH 83 1-1 1-2 G4-1 ②			3	0	0	0	0	0	2
46 Bobby Wilson, R (1, 2) 39 Jarrod Saltalamacchia, (S PH) OBP: 0.366, SLG: 0.778 (8, 2)			B FC 86 C FF 87 F FC 84 S CU 76 1-3 K ①			X FC 84 0-0 P3 ①	B SI 93 C FF 95 B FF 95 T FF 94 S SI 94 2-3 2-3 K ③			2 1	0 0	0 0	0 0	0 0	1 1	0 1
1 Jose Iglesias, R (1, 6) OBP: 0.382, SLG: 0.327			C FC 84 B FF 87 B FF 88 X FF 86 2-1 F7 ②			C FC 84 X SI 88 0-1 F9 ②		X SL 82 0-0 P4 ①		3	0	0	0	0	0	0
Inning Stats	R: 0 E: 0 K: 0 S: 10 H: 0 LOB: 0 BB: 0 P: 15	R: 0 E: 0 K: 1 S: 9 H: 1 LOB: 1 BB: 0 P: 15	R: 0 E: 0 K: 2 S: 8 H: 0 LOB: 0 BB: 0 P: 13	R: 0 E: 0 K: 1 S: 7 H: 0 LOB: 0 BB: 0 P: 10	R: 0 E: 0 K: 0 S: 7 H: 0 LOB: 0 BB: 0 P: 9	R: 1 E: 0 K: 0 S: 9 H: 2 LOB: 2 BB: 1 P: 15	R: 0 E: 0 K: 1 S: 9 H: 1 LOB: 1 BB: 0 P: 13	R: 0 E: 0 K: 2 S: 7 H: 0 LOB: 0 BB: 0 P: 11	R: 0 E: 0 K: 0 S: 6 H: 0 LOB: 0 BB: 0 P: 11	1B: 2 2B: 2 3B: 0 HR: 0	SF: 0 SAC: 0 DP: 0 HBP: 0						

	AB	31
	R	1
	H	4
	RBI	1
	BB	1
	SO	7
	LOB	7

WP: 1 PA: 32
PB: 0
SB: 0
CS: 0

PITCHER		IP	WLS	BF	H	R	ER	SO	BB	IBB	HBP	BLK	WP	HR	S	P	ERA	WHIP
43 Josh Tomlin, R ERA: 1.54	(1, 1)	6.2	W	25	4	1	1	4	1	0	0	0	0	0	56	85	1.35	0.750
34 Zach McAllister, R ERA:	(7, 1)	0.1	H	1	0	0	0	1	0	0	0	0	1	0	3	5	0.00	0.000
27 Bryan Shaw, R ERA: 14.29	(8, 1)	1.0	H	3	0	0	0	2	0	0	0	0	0	0	7	11	0.00	0.000
37 Cody Allen, R ERA: 7.36	(9, 1)	1.0	S	3	0	0	0	0	0	0	0	0	0	0	6	11	0.00	0.000

PITCHER		IP	WLS	BF	H	R	ER	SO	BB	IBB	HBP	BLK	WP	HR	S	P	ERA	WHIP

Batter	1	2	3	4	5	6	7	8	9	AB	R	H	RBI	BB	SO	LOB
41 Carlos Santana, S (1, 10) OBP: 0.313, SLG: 0.455	X FF 90 0-0 F7 ①	C SL 84 B FS 82 B FS 85 C FF 91 X SL 85 2-2 1B	B FF 88 X FC 88 1-0 2-H 2B			B FC 86 C FC 85 B FC 82 B SI 87 X SI 86 3-1 G5-3 ①		B SI 90 B SL 86 B SL 85 F SL 86 X SI 91 3-2 G3 ①		5	0	2	1	0	0	0
22 Jason Kipnis, L (1, 4) OBP: 0.338, SLG: 0.404	C FF 91 B FF 92 F FS 86 F SL 84 X FC 90 1-2 12 BB 10 1B 1B	C SL 84 X SL 85 0-1 P5 ③	B CU 75 B FC 83 B FC 87 C FC 87 B FC 86 4-1 BB			B FC 87 X FC 86 1-0 G4-3 ②		B SL 85 C SL 85 F FF 90 B FF 90 B SI 91 X SI 91 3-2 1B		4	1	2	0	1	0	1
12 Francisco Lindor, S (1, 6) OBP: 0.359, SLG: 0.397	B SI 90 1 SAFE 1 SAFE B SI 90 B FS 84 C FF 91 B FS 85 4-1 10 1B 11 1B 1-2 BB	C CU 77 0-1 B FS 84 B FF 90 X FS 85 26 1B 26 S 10 HR 1B X FF 86 0-0 P4 ③				X SI 85 0-0 F8 ③		C SI 90 S SL 86 F SL 83 B FF 90 S FF 90 1-3 K ②		4	2	1	0	1	1	3
26 Mike Napoli, R (1, 3) OBP: 0.300, SLG: 0.482	B FF 92 F FF 91 S FS 85 C SL 88 1-3 K ②	B CU 77 1 SAFE 1 SAFE B SL 87 S SL 87 X FF 90 2-1 1-3 10 HR 1B	F SI 87 B FC 83 X FF 87 1-1 G6-3 ①				C CH 85 B FC 86 B SI 85 X SI 85 2-1 10 2B 1B	B FF 87 F CH 78 D FF 87 S FF 89 B CU 75 X FF 89 3-2 G4-3 ③		5	2	2	0	0	1	3
10 Yan Gomes, R (1, 2) OBP: 0.250, SLG: 0.420	F FF 92 B SL 88 F FF 92 X SL 88 1-2 11 1B 8 E 1-3 2-H 1B	X SL 84 0-0 1-H 3-H HR	B FF 88 X FF 88 1-0 G6-3 ②				F FC 86 B SI 87 X SI 88 1-1 11 F9 20 2B 1-H 2B		C FF 88 B FC 85 B CH 79 F CH 78 X FF 88 2-2 F8 ①	5	3	3	5	0	0	0
11 José Ramírez, S (1, 5) OBP: 0.267, SLG: 0.386	C SI 92 C SL 85 F FF 92 F FF 92 D SL 84 B SI 93 X SL 84 2-2 8 S 1-3 3-H 1B	X FF 90 0-0 G4-3 ①	C SI 86 B CH 82 X FC 88 1-1 F8 ③				C FF 91 B FF 92 S FF 92 X FF 92 1-2 F9 ① 2-3		C FF 89 B CU 74 B CU 75 B FF 88 F FF 88 X FF 88 3-2 F7 ②	5	0	1	1	0	0	1
8 Lonnie Chisenhall, L (1, 9) OBP: 0.125, SLG: 0.250	1 SAFE C FS 87 1 SAFE B FF 92 F FF 92 B FF 91 B SL 88 X SL 90 3-2 G4-3 ③ 1-3 3-H	C SI 90 S FS 86 B SI 91 X FS 85 1-2 20 1B 3B			C FC 88 C CU 75 F FC 87 X FC 82 0-2 F7 ①		C SL 86 X FF 92 0-1 P6 ②		C FF 88 B FF 87 F FC 84 B FF 85 X CU 75 2-2 F8 ③	5	1	1	0	0	0	2
20 Rajai Davis, R (1, 7) OBP: 0.321, SLG: 0.481		X SL 82 0-0 P3 ①	F FC 89 B FS 88 X FF 90 1-1 30 CS 3-H 1B		F FF 88 B CH 83 F CH 81 B FC 81 X FF 87 2-2 G4-3 ②		S SL 86 D SL 86 F SL 86 X FF 92 1-2 3-H 2B			4	0	2	2	0	0	0
30 Tyler Naquin, L (1, 8) OBP: 0.310, SLG: 0.345		C FF 90 S SL 86 S SL 88 0-3 K ②	B FC 86 F FF 88 B FC 81 1 SAFE 1 SAFE 1 SAFE X FF 88 2-1 1-2 41 2B 2B		B FC 88 F FC 88 T FC 87 F FC 82 X CU 75 1-2 G4-3 ③		F SI 92 B FF 91 X SL 84 1-1 F8 ③			4	1	1	0	0	1	1
Inning Stats	R: 3 H: 3 E: 0 LOB: 1 K: 1 BB: 1 S: 20 P: 32	R: 0 H: 1 E: 0 LOB: 1 K: 1 BB: 0 S: 9 P: 11	R: 5 H: 7 E: 0 LOB: 2 K: 0 BB: 1 S: 16 P: 29	R: 0 H: 0 E: 0 LOB: 0 K: 0 BB: 0 S: 5 P: 8	R: 0 H: 0 E: 0 LOB: 0 K: 0 BB: 0 S: 11 P: 14	R: 0 H: 0 E: 0 LOB: 0 K: 0 BB: 0 S: 4 P: 8	R: 2 H: 3 E: 0 LOB: 1 K: 0 BB: 0 S: 14 P: 20	R: 0 H: 1 E: 0 LOB: 1 K: 1 BB: 0 S: 14 P: 24	R: 0 H: 0 E: 0 LOB: 0 K: 0 BB: 0 S: 9 P: 16	1B: 9 SF: 0 2B: 4 SAC: 0 3B: 1 DP: 0 HR: 1 HBP: 0						

PITCHER		IP	WLS	BF	H	R	ER	SO	BB	IBB	HBP	BLK	WP	HR	S	P	ERA	WHIP
19 Aníbal Sánchez, R ERA: 7.0	(1, 1)	2.1	L	17	9	8	7	2	1	0	0	0	0	1	40	60	27.00	4.286
56 Kyle Ryan, L ERA: 2.79	(3, 1)	3.2		15	4	2	2	0	1	0	0	0	0	0	29	49	4.91	1.364
30 Alex Wilson, R ERA:	(7, 1)	1.2		7	2	0	0	1	0	0	0	0	0	0	21	31	0.00	1.200
65 Blaine Hardy, L ERA: 3.0	(8, 1)	1.1		4	0	0	0	0	0	0	0	0	0	0	12	22	0.00	0.000

PITCHER	IP	WLS	BF	H	R	ER	SO	BB	IBB	HBP	BLK	WP	HR	S	P	ERA	WHIP

TOP

Cleveland Indians @ Detroit Tigers

Comerica Park, Detroit, MI

Sat Apr 23 2016, 1:10 PM - 3:51 PM EDT

Att. 31,163 - Sunny - 51 F

livebaseballscorecards.com

AB	41
R	10
H	15
RBI	9
BB	2
SO	3
LOB	11

PA: 43

WP: 0
PB: 0
SB: 3
CS: 1

BOTTOM

Cleveland Indians @ Detroit Tigers

Comerica Park, Detroit, MI

Sat Apr 23 2016, 1:10 PM - 3:51 PM EDT

Att. 31,163 - Sunny - 51 F

livebaseballscorecards.com

Batter	1	2	3	4	5	6	7	8	9	AB	R	H	RBI	BB	SO	LOB
3 Ian Kinsler, R (1, 4) OBP: 0.365, SLG: 0.557	B SI 91 F SI 92 B SI 91 F FF 92 B SI 93 F SI 93 C SL 88 3-3 ① K		C SI 90 B FF 91 B SI 91 S SL 88 X SI 92 2-2 ③ F9			X SI 92 0-0 ② F9			C SI 90 B FF 91 F SI 90 B SI 91 F SI 91 F SI 91 X SI 90 2-2 ② G5-3	3	0	0	0	0	1	1
14 Mike Aviles, R (8, 4) OBP: 0.200, SLG: 0.111										1	0	0	0	0	0	0
8 Justin Upton, R (1, 7) OBP: 0.250, SLG: 0.319	B CU 82 F SI 92 F SL 88 B SI 93 F CU 83 F SL 88 S SI 94 2-3 ② K			C SI 91 B CU 82 F FF 91 S SI 92 1-3 ① K		C SL 88 S SI 92 B SI 92 F CU 84 B SI 94 B SI 94 T SI 93 3-2 ③ K			F SI 90 B SI 90 C SI 92 B SL 85 S FF 91 2-3 ③ K	3	0	0	0	0	3	0
18 Tyler Collins, L (8, 7) OBP: 0.125, SLG: 0.188										1	0	0	0	0	1	0
24 Miguel Cabrera, R (1, 3) OBP: 0.300, SLG: 0.306	B SI 91 C SL 89 C SI 93 B CU 85 X SL 89 2-2 ③ G6-3			B SL 89 X FF 93 1-0 ② L7			C SI 91 X SL 89 0-1 ① G6-3			3	0	0	0	0	0	0
46 Bobby Wilson, R (8, 2)										0	0	0	0	0	0	0
41 Victor Martinez, S (1, 10) OBP: 0.315, SLG: 0.449		B SI 92 B CH 85 X SI 92 2-0 ① F9		F FF 92 B CU 81 B FF 91 C SL 89 B CU 83 F FF 93 S SL 87 3-3 ③ K			B CU 82 B FF 92 F SI 92 B SL 88 X FF 92 3-1 ② F9			3	0	0	0	0	1	0
28 J.D. Martinez, R (1, 9) OBP: 0.377, SLG: 0.450		S SL 90 B FF 92 X FF 92 1-1 9 G5-4-3 1B			F SI 92 S CU 84 S FF 92 0-3 ① K		F SL 89 B FF 91 C SI 92 S CU 84 1-3 ③ K			3	0	1	0	0	2	0
9 Nick Castellanos, R (1, 5) OBP: 0.333, SLG: 0.491		B SL 89 B SI 92 X FF 92 2-0 ② ③ G5-4-3 1-2f			B SL 88 C SI 92 S CU 83 B SL 88 S CU 85 2-3 ② K			B SI 90 F SL 89 X SL 88 1-1 ① F8		3	0	0	0	0	1	1
39 Jarrod Saltalamacchia, S (1, 2) OBP: 0.364, SLG: 0.821 (8, 3)			C FF 90 F SI 91 C SI 92 0-3 ① K		C FF 91 B SI 92 B FF 92 X SI 92 2-1 HR			C FF 92 F SL 89 B SI 92 X CU 84 1-2 ② F9		3	1	1	1	0	1	0
17 Andrew Romine, S (1, 6) OBP: 0.222, SLG: 0.125			B SI 92 X CH 85 1-0 E3 12 G4-3		C FF 92 X CU 83 0-1 ③ G6-3			X CH 86 0-0 ③ G3		3	0	0	0	0	0	0
12 Anthony Gose, L (1, 8) OBP: 0.271, SLG: 0.256			D SI 90 X SI 90 1-0 ② G4-3 2-3			B CH 85 B SI 92 C SI 91 F SL 89 F FF 93 C CU 84 2-3 ① K			B FF 90 C SI 89 B SI 89 S SI 90 F SI 90 S FF 90 2-3 ① K	3	0	0	0	0	2	1

	AB	29
	R	1
	H	2
	RBI	1
	BB	0
	SO	12
	LOB	3

Inning Stats	1	2	3	4	5	6	7	8	9	1B: 1	SF: 0	WP: 0	PA: 29
	R: 0 E: 0 K: 2 S: 12 H: 0 LOB: 0 BB: 0 P: 19	R: 0 E: 0 K: 0 S: 4 H: 1 LOB: 0 BB: 0 P: 9	R: 0 E: 1 K: 1 S: 8 H: 0 LOB: 1 BB: 0 P: 12	R: 0 E: 0 K: 2 S: 8 H: 0 LOB: 0 BB: 0 P: 13	R: 1 E: 0 K: 2 S: 10 H: 1 LOB: 0 BB: 0 P: 14	R: 0 E: 0 K: 2 S: 9 H: 0 LOB: 0 BB: 0 P: 14	R: 0 E: 0 K: 1 S: 7 H: 0 LOB: 0 BB: 0 P: 11	R: 0 E: 0 K: 0 S: 6 H: 0 LOB: 0 BB: 0 P: 8	R: 0 E: 0 K: 2 S: 12 H: 0 LOB: 0 BB: 0 P: 18	2B: 0 3B: 0 HR: 1	SAC: 0 DP: 1 HBP: 0	PB: 0 SB: 0 CS: 0	

PITCHER	IP	WLS	BF	H	R	ER	SO	BB	IBB	HBP	BLK	WP	HR	S	P	ERA	WHIP
28 Corey Kluber, R (1, 1) ERA: 4.67	8.0	W	26	2	1	1	10	0	0	0	0	0	1	64	100	1.12	0.250
61 Dan Otero, R (9, 1) ERA:	1.0		3	0	0	0	2	0	0	0	0	0	0	12	18	0.00	0.000

PITCHER	IP	WLS	BF	H	R	ER	SO	BB	IBB	HBP	BLK	WP	HR	S	P	ERA	WHIP

Cleveland Indians @ Detroit Tigers

Comerica Park, Detroit, MI

Sun Apr 24 2016, 1:11 PM - 4:30 PM EDT

Att. 31,947 - Sunny - 57 F

TOP

livebaseballscorecards.com

Batter	1	2	3	4	5	6	7	8	9	AB	R	H	RBI	BB	SO	LOB
41 Carlos Santana, S (1, 3) OBP: 0.290, SLG: 0.417	C SI 90 B SI 91 C CH 87 X FC 88 1-2 F9 ①		F FC 87 X SI 91 0-1 L4-3 ①② 1-2	C CU 77 T SI 96 D CU 80 F SI 94 C SI 87 1-3 K ③		X FF 90 0-0 G6-4-3 ①② 1-2f		C SL 83 B FF 92 F FF 90 X SL 86 1-2 G5-3 ③		5	0	0	0	0	1	4
22 Jason Kipnis, L (1, 4) OBP: 0.343, SLG: 0.403	C SI 92 B CH 85 B FC 89 F SI 92 F CH 86 B ST 83 X SI 93 3-2 12 1B 1B		C CU 79 B CH 83 X SI 90 1-1 G4-3 ③		C FF 94 C CH 85 B CU 78 X CU 79 1-2 26 F8 12 1B 11 1B 1B	C FF 93 S FF 94 F SL 85 B FF 91 F FF 93 X SL 84 1-2 G3 ③			B FF 91 C SL 83 B FF 89 B FF 88 C FF 89 S FF 89 3-3 K ①	5	1	2	0	0	1	0
12 Francisco Lindor, S (1, 6) OBP: 0.391, SLG: 0.419	C SI 91 B FC 89 F SI 93 1 SAFE X FC 89 1-2 1-2 1B			C SI 89 B SI 90 B SI 90 B SI 90 B SI 90 4-1 26 G5-3 11 2B BB	B FF 94 1 SAFE 1 SAFE X FF 94 1-0 11 1B 6 1B 1-2 1B		C FF 91 B CU 73 X CH 82 1-1 6 BB 1B		B SL 84 X FF 90 1-0 P3 ②	4	2	3	0	1	0	0
26 Mike Napoli, R (1, 10) OBP: 0.292, SLG: 0.450	C SI 93 B SI 93 B FC 89 C SI 93 F FC 89 B SI 94 S SI 94 3-3 K ②			B FF 93 1 SAFE B FF 93 1 SAFE 1 SAFE X FF 94 2-0 G5-3 ① 1-2	B CU 74 B SI 95 F SI 94 B SI 94 X FF 94 3-1 F8 ① 2-3		B FF 92 1 SAFE S FF 90 B SL 83 S FF 93 S FF 93 2-3 K ①		B FF 91 B FF 90 S CH 80 B FF 90 B FF 91 4-1 11 FC6-4 BB	4	0	0	0	1	2	6
11 José Ramírez, S (1, 7) OBP: 0.280, SLG: 0.408 (7, 5)	C SI 92 S FC 88 B FC 89 X SI 93 1-2 F7 ③			X FF 94 0-0 6 1B 2-H 2B	3 SAFE X SI 94 0-0 6 4 1B 1-3 3-H 1B		X FF 91 0-0 P4 ②		B FF 91 D CH 78 1 SAFE X FF 89 2-0 FC6-4 ③ 1-2f	5	2	2	2	0	0	4
6 Marlon Byrd, R (1, 9) OBP: 0.383, SLG: 0.462 8 Lonnie Chisenhall, L (9, 9) OBP: 0.125, SLG: 0.250		X SI 91 0-0 F8 ①		B FF 94 X SI 94 1-0 30 3B 2-H 1B	1 SAFE X SI 95 0-0 30 FC6-4 4 1B 1-2 3-H 1B		1 SAFE 1 SAFE 1 SAFE B FF 89 F FF 89 B SL 81 1 SAFE F FF 89 B FF 93 4-2 D CH 80 1-2 BB			3	1	2	2	1	0	0
										0	0	0	0	0	0	0
4 Juan Uribe, R (1, 5) OBP: 0.292, SLG: 0.244 20 Rajai Davis, R (7, 7) OBP: 0.321, SLG: 0.481		C SI 92 B FC 89 X FC 89 1-1 P4 ②		S CU 77 F SI 94 F CU 78 X FF 94 0-2 P4 ② 1-2 2-H	T FF 92 F SL 84 F SL 86 X FF 93 0-2 30 FC6-4 1-2 2-H 1B		F SL 82 S CH 80 X SL 85 0-2 F8 ③			4	0	1	1	0	0	3
										0	0	0	0	0	0	0
30 Tyler Naquin, L (1, 8) OBP: 0.303, SLG: 0.394		B SI 91 F SI 90 F CH 86 B FF 92 C CH 87 2-3 K ③		B SI 95 X FF 94 1-0 1-H 3B	C FF 94 F FF 91 X SL 84 0-2 FC6-4 ② 55 CS 1-2f 2-3			F FF 90 B FF 91 C SL 80 B FF 91 X SL 83 2-2 G1-3 ①		4	0	1	1	0	1	2
55 Roberto Pérez, R (1, 2)			B SI 90 B SI 90 F SI 91 F FC 87 B FC 87 F SI 92 B SI 93 4-2 41 L4-3 BB	C SI 96 B CU 78 B CU 79 B SI 95 C SI 95 B FF 95 4-2 BB	1 SAFE C FF 92 S CH 82 1 SAFE B FF 90 1-2 CS ③ 1-2	B CU 73 B FF 90 B FF 90 4-0 41 G6-4-3 BB		F FF 90 C CH 80 B SL 84 B SL 84 X CH 80 2-2 G3 ②		1	0	0	0	3	0	0

Inning Stats	1	2	3	4	5	6	7	8	9
	R: 0 E: 0 K: 1 S: 17 H: 2 LOB: 2 BB: 0 P: 26	R: 0 E: 0 K: 1 S: 6 H: 0 LOB: 0 BB: 0 P: 9	R: 0 E: 0 K: 0 S: 7 H: 0 LOB: 0 BB: 1 P: 12	R: 3 E: 0 K: 1 S: 15 H: 3 LOB: 2 BB: 2 P: 28	R: 3 E: 0 K: 0 S: 17 H: 5 LOB: 1 BB: 0 P: 23	R: 0 E: 0 K: 0 S: 6 H: 0 LOB: 0 BB: 1 P: 11	R: 0 E: 0 K: 1 S: 11 H: 1 LOB: 2 BB: 1 P: 18	R: 0 E: 0 K: 0 S: 9 H: 0 LOB: 0 BB: 0 P: 14	R: 0 E: 0 K: 1 S: 6 H: 0 LOB: 1 BB: 1 P: 16

1B: 9	SF: 0	WP: 0
2B: 2	SAC: 0	PB: 0
3B: 1	DP: 2	SB: 0
HR: 0	HBP: 0	CS: 1

PA: 42

AB	35
R	6
H	11
RBI	6
BB	6
SO	5
LOB	19

PITCHER		IP	WLS	BF	H	R	ER	SO	BB	IBB	HBP	BLK	WP	HR	S	P	ERA	WHIP
61 Shane Greene, R ERA: 6.28	(1, 1)	3.0	L	12	2	1	1	2	2	0	0	0	0	0	31	52	3.00	1.333
54 Drew VerHagen, R ERA: 7.71	(4, 1)	1.1		12	7	5	5	1	1	0	0	0	0	0	22	36	33.75	6.000
48 Matthew Boyd, L ERA:	(5, 1)	4.2		17	2	0	0	2	3	0	0	0	0	0	41	69	0.00	1.071

PITCHER		IP	WLS	BF	H	R	ER	SO	BB	IBB	HBP	BLK	WP	HR	S	P	ERA	WHIP

BOTTOM

Cleveland Indians @ Detroit Tigers

Comerica Park, Detroit, MI

Sun Apr 24 2016, 1:11 PM - 4:30 PM EDT

Att. 31,947 - Sunny - 57 F

livebaseballscorecards.com

Batter	1	2	3	4	5	6	7	8	9	AB	R	H	RBI	BB	SO	LOB
3 Ian Kinsler, R (1, 4) OBP: 0.354, SLG: 0.533	C FF 95 B SL 90 X FF 96 1-1 F7 ①			C SI 93 B SI 94 F FC 89 F KC 76 X SI 96 1-2 28 G2-3, 41 1B, 9 1B, 1B	F SI 95 F SI 94 F FC 91 B FC 91 1 SAFE X SI 95 1-2 L6 ③			B SL 80 S FC 92 B FC 92 S SL 81 C FC 94 2-3 K ①	B KC 85 B FF 95 F FF 94 B FF 95 F FF 94 F FF 95 S FF 95 3-3 K ③	5	1	1	0	0	2	1
1 Jose Iglesias, R (1, 6) OBP: 0.373, SLG: 0.321	X FF 96 0-0 G3 ②			B SI 93 B FC 89 C SI 93 1 SAFE C FC 90 S SI 93 2-3 K ①		C FC 89 F SI 93 F KC 78 F KC 79 F SI 96 X FC 92 0-2 G4-3 ①		C SL 81 F SI 85 B FC 94 B FC 94 X SL 81 2-2 41 2B, 1B		4	1	1	0	0	1	1
41 Victor Martinez, S (1, 10) OBP: 0.328, SLG: 0.472	C FF 94 C CU 84 S FF 97 0-3 K ③			X SI 94 0-0 28 G2-3, 9 1B, 1B 1-2		C CH 88 B CH 87 B FC 90 X SI 93 2-1 F8 ②		B FC 94 F FC 93 X SL 83 1-1 39 BB 1-H 2B		4	1	2	1	0	1	0
28 J.D. Martinez, R (1, 9) OBP: 0.384, SLG: 0.453		B CU 84 X SL 88 1-0 39 CS, 1B		F SI 94 X SI 94 0-1 G2-3 ② 1-2 2-3		B KC 77 S FC 90 X FF 94 1-1 9 FC5-4, 1B		F SL 80 B FC 94 S FC 94 B FC 94 S FC 95 2-3 K ②		4	0	2	0	0	1	3
9 Nick Castellanos, R (1, 5) OBP: 0.344, SLG: 0.483		C SI 94 T SL 85 X CU 84 0-2 F8 ①		X FC 93 0-0 2-H 3-H 1B		C FF 93 S KC 77 B FF 96 B SI 96 F FC 90 X KC 78 2-2 FC5-4 ③ 1-2f		B FC 95 B FC 95 C SL 83 D SL 84 B FC 94 4-1 39 BB, BB		3	0	1	2	1	0	2
39 Jarrod Saltalamacchia, S (1, 2) OBP: 0.354, SLG: 0.762		B FF 95 F FF 96 C FF 96 F FF 94 S CU 85 1-3 K ② ③ 1-2		B SI 96 F SI 95 B KC 76 S SI 94 B SI 95 S SI 94 3-3 K ③			B CU 78 X FF 94 1-0 F8 ①	B FC 95 B FC 95 F FC 94 B FC 94 B FC 93 4-1 39 BB, BB 1-2 2-3		3	0	0	0	1	2	2
14 Mike Aviles, R (1, 7) 24 Miguel Cabrera, R (8, PH) 18 Tyler Collins, L (9, 7) OBP: 0.154, SLG: 0.083 OBP: 0.296, SLG: 0.302 OBP: 0.125, SLG: 0.188			X FF 96 0-0 G5-3 ①		C SI 95 B SI 95 F FC 91 C SI 97 1-3 K ①		C FF 94 B SI 95 B FF 94 F FF 95 S FF 95 2-3 K ②	B CU 82 F CU 83 S CU 83 B CU 83 D CU 82 X CU 83 3-2 P3 ③		3 1 0	0 0 0	0 0 0	0 0 0	0 0 0	2 0 0	0 3 0
17 Andrew Romine, S (1, 3) OBP: 0.308, SLG: 0.100			B FF 95 C FF 95 X CU 84 1-1 G3-1 ②		C CH 88 S SI 95 F KC 79 B SI 95 B FC 92 B CH 88 B SI 95 4-2 BB		B CU 78 B FF 94 S FF 94 B FF 94 B FF 94 4-1 BB		S FF 94 C FF 95 B FF 95 X KC 85 1-2 G6-3 ①	2	0	0	0	2	0	0
12 Anthony Gose, L (1, 8) 8 Justin Upton, R (9, PH) OBP: 0.255, SLG: 0.239 OBP: 0.247, SLG: 0.314			C SI 94 B CH 86 F SI 92 B SI 93 S FC 90 2-3 K ③		F SI 94 B CH 87 F SI 94 X KC 78 1-2 F7 ②		F FF 93 C CU 80 S CU 82 0-3 K ③		B KC 84 S KC 85 C KC 85 X FF 95 1-2 F7 ②	3 1	0 0	0 0	0 0	0 0	2 0	2 0

	AB	33
	R	3
	H	7
	RBI	3
	BB	4
	SO	11
	LOB	14

Inning Stats	1	2	3	4	5	6	7	8	9
	R: 0 E: 0 K: 1 S: 6 H: 0 LOB: 0 BB: 0 P: 7	R: 0 E: 0 K: 1 S: 8 H: 1 LOB: 1 BB: 0 P: 10	R: 0 E: 0 K: 1 S: 6 H: 0 LOB: 0 BB: 0 P: 9	R: 2 E: 0 K: 2 S: 14 H: 3 LOB: 1 BB: 0 P: 20	R: 0 E: 0 K: 1 S: 13 H: 0 LOB: 1 BB: 1 P: 20	R: 0 E: 0 K: 0 S: 14 H: 1 LOB: 1 BB: 0 P: 19	R: 0 E: 0 K: 2 S: 8 H: 0 LOB: 1 BB: 1 P: 15	R: 1 E: 0 K: 2 S: 16 H: 2 LOB: 3 BB: 2 P: 34	R: 0 E: 0 K: 1 S: 10 H: 0 LOB: 0 BB: 0 P: 15

	1B: 6	SF: 0	WP: 0	PA: 37
	2B: 2	SAC: 0	PB: 0	
	3B: 0	DP: 1	SB: 0	
	HR: 0	HBP: 0	CS: 1	

PITCHER		IP	WLS	BF	H	R	ER	SO	BB	IBB	HBP	BLK	WP	HR	S	P	ERA	WHIP
59 Carlos Carrasco, R ERA: 2.45	(1, 1)	2.2		8	1	0	0	2	0	0	0	0	0	0	17	21	0.00	0.375
47 Trevor Bauer, R ERA: 4.76	(3, 1)	3.1	W	15	4	2	2	4	1	0	0	0	0	0	44	64	5.40	1.500
34 Zach McAllister, R ERA:	(7, 1)	1.0		4	0	0	0	2	1	0	0	0	0	0	8	15	0.00	1.000
27 Bryan Shaw, R ERA: 14.21	(8, 1)	0.2		6	2	1	1	2	2	0	0	0	0	0	13	28	13.50	6.000
53 Jeff Manship, R ERA:	(8, 1)	0.1	H	1	0	0	0	0	0	0	0	0	0	0	3	6	0.00	0.000

PITCHER		IP	WLS	BF	H	R	ER	SO	BB	IBB	HBP	BLK	WP	HR	S	P	ERA	WHIP
37 Cody Allen, R ERA: 6.48	(9, 1)	1.0	S	3	0	0	0	1	0	0	0	0	0	0	10	15	0.00	0.000

Cleveland Indians @ Minnesota Twins

Target Field, Minneapolis, MN

Mon Apr 25 2016, 7:13 PM - 10:35 PM CDT

Att. 17,503 - Overcast - 50 F

TOP

livebaseballscorecards.com

Batter	1	2	3	4	5	6	7	8	9	AB	R	H	RBI	BB	SO	LOB
20 Rajai Davis, R (1, 8) OBP: 0.333, SLG: 0.482 23 Michael Brantley, L (8, PH) (8, 7)	C FF 85 B FF 86 F FF 87 B FF 87 S CH 81 2-3 K		B FF 87 F CH 82 D CH 83 F SI 86 D CH 82 X CH 82 3-2 G5-3 1-2 2-3f		F CH 80 B FF 85 B CH 82 X CH 81 2-1 22 S 22 E 1B		B KC 76 X KC 75 1-0 22 BLK 1B	C SL 88 S SI 93 B SL 84 F FF 94 X CU 82 1-2 L7		4 1	1 0	2 0	0 0	0 0	1 0	2 3
22 Jason Kipnis, L (1, 4) OBP: 0.333, SLG: 0.388	C FF 86 B FF 86 C FF 86 S CU 73 1-3 K		C CU 74 X SL 78 0-1 G3		C FF 86 B FF 86 B FF 86 1 SAFE 1 SAFE S SL 81 X CU 73 2-2 E2 1-H 1B		C SI 88 B SI 90 F SI 91 C CH 70 1-3 K 1-2		X FF 91 0-0 P4	5	0	1	1	0	2	2
12 Francisco Lindor, S (1, 6) OBP: 0.392, SLG: 0.400	B FF 87 X CH 82 1-0 F8			C CH 80 S CU 72 B FF 85 B FF 85 F CU 73 X CU 76 2-2 G5-3	I IN 65 I IN 65 I IN 67 I IN 69 4-0 IBB		D SL 89 F SL 88 D CU 82 F SL 88 D CU 84 D CU 82 4-2 BB		C FF 93 B CU 82 C CU 81 B FF 93 F FF 93 F FF 93 X FF 94 2-2 L7	3	0	0	0	2	0	0
26 Mike Napoli, R (1, 3) OBP: 0.271, SLG: 0.415		C FF 85 B FF 85 B FF 86 C FF 87 B CH 80 X CH 81 3-2 F9		B CH 81 B SI 85 C SI 86 S FF 85 C FF 84 2-3 K	C CU 76 S FF 94 B FF 94 C FF 94 1-3 K		B FF 94 S FF 94 B FF 95 S FF 95 F FF 97 C FF 96 2-3 K		S CU 82 C FF 93 B FF 93 B FF 93 X FF 93 2-2 F8	5	0	0	0	0	3	4
41 Carlos Santana, S (1, 10) OBP: 0.301, SLG: 0.422		S FF 87 B FF 88 S CH 82 X FF 88 1-2 6 WP 6 1B 1B		C CU 72 B SI 85 X CH 81 1-1 6 WP 10 BB 1B		B FF 94 C CH 84 B FF 94 B FF 93 S FF 93 X FF 94 3-2 G3-1		F SI 90 X SI 92 0-1 G6-3		4	1	2	0	0	0	0
10 Yan Gomes, R (1, 2) OBP: 0.268, SLG: 0.472		S CH 81 F FF 87 D CU 72 S CH 81 1-3 K		B SI 85 B SI 85 B CH 81 B SI 86 4-0 6 WP 1-2 BB		F CU 78 X CH 85 0-1 G6-3		B SL 88 X FF 93 1-0 HR		3	1	1	1	1	1	1
6 Marlon Byrd, R (1, 9) OBP: 0.392, SLG: 0.488		1 SAFE F CH 82 C FF 86 D CH 81 F FF 88 F FF 87 B CU 72 F FF 88 B FF 88 3-2 X FF 88 1-H 1B		F CH 81 B FF 86 F FF 85 B SL 78 X CH 80 2-2 F9 1-2 2-3		C CU 79 B CH 85 S FF 93 X FF 94 1-2 2B		B FF 94 S SL 90 S SL 89 S FF 94 1-3 K		4	0	2	1	0	1	2
4 Juan Uribe, R (1, 5) OBP: 0.308, SLG: 0.289 30 Tyler Naquin, L (8, PR) (8, 8) OBP: 0.303, SLG: 0.394			B FF 85 X CH 80 1-0 20 G5-3 11 1B 1B		C CH 82 B CH 80 F FF 84 S CU 71 1-3 K	B FF 93 S FF 92 F CH 83 S CU 78 1-3 K		F SL 88 F FF 94 B FF 94 B FF 94 X FF 94 2-2 11 1B 2B		4 0	0 0	2 0	0 0	0 0	2 0	1 0
11 José Ramírez, S (1, 7) OBP: 0.296, SLG: 0.415 (8, 5)			B SI 86 F SI 86 F FF 86 D CU 74 F CH 82 F FF 86 X CH 80 2-2 20 G5-3 1-2 1B		C CU 71 F FF 84 B CU 72 F FF 86 B FF 86 B FF 85 X CH 82 3-2 G5-3		C FF 89 X FF 89 0-1 L4	F SL 90 D CU 83 X SL 89 1-1 2-3 1B		4	0	2	0	0	0	0

Inning Stats	1	2	3	4	5	6	7	8	9
	R: 0 E: 0 K: 2 S: 7 H: 0 LOB: 0 BB: 0 P: 11	R: 1 E: 0 K: 1 S: 15 H: 2 LOB: 1 BB: 0 P: 23	R: 0 E: 0 K: 0 S: 11 H: 2 LOB: 0 BB: 0 P: 17	R: 0 E: 0 K: 1 S: 12 H: 1 LOB: 2 BB: 1 P: 23	R: 1 E: 1 K: 2 S: 15 H: 2 LOB: 2 BB: 1 P: 28	R: 0 E: 0 K: 1 S: 11 H: 1 LOB: 1 BB: 0 P: 16	R: 0 E: 0 K: 2 S: 12 H: 1 LOB: 2 BB: 1 P: 20	R: 1 E: 0 K: 1 S: 15 H: 3 LOB: 3 BB: 0 P: 21	R: 0 E: 0 K: 0 S: 9 H: 0 LOB: 0 BB: 0 P: 13

| | | |

Batter	1	2	3	4	5	6	7	8	9	AB	R	H	RBI	BB	SO	LOB
9 Eduardo Núñez, R (1, 5) OBP: 0.453, SLG: 0.489	B FF 93 F FF 94 B FF 93 C FF 95 B FF 95 X FF 95 3-2 G4-3		B SL 84 F FF 94 B FF 94 F FF 95 X CH 86 2-2 G6-3		B FF 96 F FF 95 1 SAFE 1 SAFE B FF 95 F SI 94 F FF 95 B SL 83 F FF 96 4-2 F FF 96 B CH 88 2 WP 2 2B 1-2 BB		X FF 91 0-0 G4-3			3	1	0	0	1	0	0
2 Brian Dozier, R (1, 4) OBP: 0.287, SLG: 0.364	B FF 96 B FF 95 B FF 94 C FF 94 S FF 95 X FF 96 3-2 F8		B SL 85 C FF 95 B SI 95 B FF 96 C SI 95 X FF 96 3-2 G4-3		C FF 95 B FF 94 B FF 96 B FF 96 X FF 95 3-1 22 1B 1-H 2-H 2B		B FF 91 C FF 93 B SL 87 C SL 84 F FF 93 F SL 85 X CU 81 2-2 G5-3			4	1	1	2	0	0	0
7 Joe Mauer, L (1, 10) OBP: 0.455, SLG: 0.457	B FF 95 C FF 95 B CU 81 B FF 94 F FF 95 F FF 96 X FF 95 3-2 52 FC5 2B		C SI 95 C FF 95 F SL 86 B CH 87 F CH 86 X SL 82 1-2 G4-3		I IN 76 I IN 78 I IN 77 I IN 76 4-0 22 1B IBB			B FC 94 C FC 94 X SL 82 1-1 L3		3	0	1	0	1	0	0
22 Miguel Sanó, R (1, 9) OBP: 0.369, SLG: 0.400	B FF 94 B SL 84 B FF 95 B FF 95 4-0 52 FC5 BB			B SI 93 B SI 94 C FF 94 C FF 96 S CH 87 2-3 K	S CU 83 B CU 84 D CU 83 X CU 81 2-1 52 FC6-4 1-2 2-H 1B			S FC 94 S FC 93 B FC 95 S SL 81 1-3 K		3	0	1	1	1	2	0
52 ByungHo Park, R (1, 3) OBP: 0.298, SLG: 0.490	B FF 95 X FF 95 1-0 FC5 1-2 2-3f			B SL 83 X FF 95 1-0 F9	B SI 90 F CU 82 X SI 90 1-1 FC6-4 1-2f			B FC 94 S SL 81 S FC 93 S FC 95 1-3 K		4	0	0	0	0	1	4
31 Oswaldo Arcia, L (1, 7) OBP: 0.333, SLG: 0.514		C FF 94 B SI 94 B FF 94 F FF 95 B FF 94 F FF 96 S FF 96 3-3 K		C FF 95 C FF 95 B FF 96 B CH 87 F CH 88 S FF 97 2-3 K		C SL 79 C SI 92 B FF 92 F SI 91 F SL 79 B FF 92 X SI 91 2-2 G1-3		F FF 93 B FF 94 S FF 93 X FF 93 1-2 HR	4	1	1	1	0	2	0
5 Eduardo Escobar, S (1, 6) OBP: 0.280, SLG: 0.286		C CU 82 X CH 86 0-1 L8			B FF 92 B SI 93 C FF 94 F FF 95 X CH 86 2-2 G1-6-3	F FF 91 X CH 85 0-1 G6-3				3	0	0	0	0	0	0
8 Kurt Suzuki, R (1, 2) OBP: 0.233, SLG: 0.308		B FF 95 B SL 84 B FF 93 B FF 94 4-0 BB			B SI 94 F SI 94 B SL 84 B SI 95 C FF 95 X FF 96 3-2 F8	B FF 93 X FF 92 1-0 F9				2	0	0	0	1	0	0
39 Danny Santana, S (1, 8) OBP: 0.200, SLG: 0.200		C FF 94 X SI 94 0-1 F8			F FF 95 X CU 82 0-1 2 WP 9 BLK 2 2B 1B		X FF 91 0-0 B3			3	1	1	0	0	0	1
Inning Stats	R: 0 E: 0 K: 0 S: 11 H: 1 LOB: 2 BB: 1 P: 25	R: 0 E: 0 K: 1 S: 8 H: 0 LOB: 1 BB: 1 P: 15	R: 0 E: 0 K: 0 S: 11 H: 0 LOB: 0 BB: 0 P: 17	R: 0 E: 0 K: 2 S: 8 H: 0 LOB: 0 BB: 0 P: 13	R: 3 E: 0 K: 0 S: 19 H: 3 LOB: 2 BB: 2 P: 38	R: 0 E: 0 K: 0 S: 8 H: 0 LOB: 0 BB: 0 P: 11	R: 0 E: 0 K: 0 S: 7 H: 0 LOB: 0 BB: 0 P: 9	R: 0 E: 0 K: 2 S: 8 H: 0 LOB: 0 BB: 0 P: 11	R: 1 E: 0 K: 0 S: 3 H: 1 LOB: 0 BB: 0 P: 4	1B: 2 2B: 2 3B: 0 HR: 1 SF: 0 SAC: 0 DP: 0 HBP: 0						

PITCHER		IP	WLS	BF	H	R	ER	SO	BB	IBB	HBP	BLK	WP	HR	S	P	ERA	WHIP
31 Danny Salazar, R ERA: 2.35	(1, 1)	4.2		21	3	3	3	3	3	1	0	1	1	0	53	101	5.79	1.286
53 Jeff Manship, R ERA:	(5, 1)	0.1		2	1	0	0	0	0	0	0	0	0	0	4	7	0.00	3.000
44 Ross Detwiler, L ERA: 5.79	(6, 1)	0.2		2	0	0	0	0	0	0	0	0	0	0	7	9	0.00	0.000
62 Joba Chamberlain, R ERA:	(6, 1)	1.1		4	0	0	0	0	0	0	0	0	0	0	8	11	0.00	0.000
27 Bryan Shaw, R ERA: 12.27	(8, 1)	1.0		3	0	0	0	2	0	0	0	0	0	0	8	11	0.00	0.000

PITCHER		IP	WLS	BF	H	R	ER	SO	BB	IBB	HBP	BLK	WP	HR	S	P	ERA	WHIP
34 Zach McAllister, R ERA: 1.23	(9, 1)	0.0	L	1	1	1	1	0	0	0	0	0	0	1	3	4	∞	∞

BOTTOM

Cleveland Indians @ Minnesota Twins

Target Field, Minneapolis, MN

Mon Apr 25 2016, 7:13 PM - 10:35 PM CDT

Att. 17,503 - Overcast - 50 F

livebaseballscorecards.com

AB	29
R	4
H	5
RBI	4
BB	4
SO	5
LOB	5

WP: 1 PA: 33
PB: 0
SB: 0
CS: 0

Cleveland Indians @ Minnesota Twins

Target Field, Minneapolis, MN

Tue Apr 26 2016, 7:12 PM - 10:03 PM CDT

Att. 17,493 - Overcast - 49 F

livebaseballscorecards.com

Batter	1	2	3	4	5	6	7	8	9	AB	R	H	RBI	BB	SO	LOB
41 Carlos Santana, S (1, 10) OBP: 0.299, SLG: 0.426	B SI 90 B FF 88 F SI 88 B SI 89 F FF 89 X FF 90 3-2 P4 ①		C FF 89 B FS 81 F SI 89 B SL 82 B CU 72 X SL 79 3-2 G4-3 ②			B FF 87 S SL 81 B FF 89 B SI 88 C FF 88 X SI 88 3-2 22 F8 12 SF8 1-H 2B		C FF 92 S FF 93 C FF 94 0-3 K ②		4	1	1	1	0	1	1
22 Jason Kipnis, L (1, 4) OBP: 0.329, SLG: 0.423	B SI 90 C FF 90 F SL 81 X CU 73 1-2 HR		B FF 90 X FS 80 1-0 G4-1 ③			B FF 88 C SI 89 F FS 80 F SI 90 F SL 80 F FF 90 F CU 74 X SL 80 1-2 F8 ① 2-3		C FF 95 B FF 94 C FF 94 F FF 94 S FF 94 1-3 K ③		4	1	1	1	0	1	2
12 Francisco Lindor, S (1, 6) OBP: 0.372, SLG: 0.382	B SI 89 C SL 80 F FF 90 B SL 82 S FF 90 2-3 K ②			C FS 78 B SL 82 F FF 89 C SI 91 1-3 K ①		X SL 82 0-0 SF8 ② 3-H			C CU 82 B FF 93 C FF 93 X FF 94 1-2 F7 ①	3	0	0	1	0	2	0
23 Michael Brantley, L (1, 7)	X FF 90 0-0 F8 ③			B SI 90 X SL 83 1-0 F7 ②		C CU 72 C CU 73 B CU 73 S FS 80 1-3 K ③			B FF 94 F FF 94 B FF 94 X FF 93 2-1 G3 ②	4	0	0	0	0	1	0
26 Mike Napoli, R (1, 3) OBP: 0.270, SLG: 0.449		C FF 89 B FF 90 C SL 81 C CU 74 1-3 K ①		C SL 83 B SL 82 B SL 82 X SI 92 2-1 G4-3 ③			C SL 79 B SL 82 F SL 82 F CU 75 B SI 91 S SI 91 2-3 K ①		B CU 82 X FF 94 1-0 HR	4	1	1	1	0	2	0
10 Yan Gomes, R (1, 2) OBP: 0.250, SLG: 0.439		B SL 81 B SL 80 F FF 90 F FF 90 S SL 82 2-3 K ②			S SL 81 B SI 88 S CU 74 B SI 91 B SL 83 X SI 91 3-2 G6-3 ①		X SL 82 0-0 F9 ②		B CU 82 C CU 81 B FF 92 X FF 92 3-1 F7 ③	4	0	0	0	0	1	0
8 Lonnie Chisenhall, L (1, 9) OBP: 0.111, SLG: 0.222 6 Marlon Byrd, R (7, PH) OBP: 0.385, SLG: 0.477 (7, 9)		F FF 90 F FS 80 F CU 75 C SI 91 0-3 K ③			B CU 72 F FF 90 F CU 72 F FS 80 F SL 81 F FF 91 S CU 75 1-3 K2-3 ②		F SL 81 F SL 83 S SL 82 0-3 K ③			2 1	0 0	0 0	0 0	0 0	2 1	0 0
4 Juan Uribe, R (1, 5) OBP: 0.309, SLG: 0.354			X FF 89 0-0 HR		C FF 91 B CU 73 F FF 91 F SL 83 X CU 74 1-2 G4-3 ③			X SL 82 0-0 G5-3 ①		3	1	1	1	0	0	0
30 Tyler Naquin, L (1, 8) OBP: 0.333, SLG: 0.444			B FF 89 X SL 81 1-0 F9 ①			S FS 79 X CU 73 0-1 41 2B 1B		B FF 88 X FS 79 1-0 2B		3	1	2	0	0	0	0
Inning Stats	R: 1 E: 0 K: 1 S: 10 H: 1 LOB: 0 BB: 0 P: 16	R: 0 E: 0 K: 3 S: 10 H: 0 LOB: 0 BB: 0 P: 13	R: 1 E: 0 K: 0 S: 6 H: 1 LOB: 0 BB: 0 P: 11	R: 0 E: 0 K: 1 S: 6 H: 0 LOB: 0 BB: 0 P: 10	R: 0 E: 0 K: 1 S: 13 H: 0 LOB: 0 BB: 0 P: 18	R: 2 E: 0 K: 1 S: 16 H: 2 LOB: 0 BB: 0 P: 21	R: 0 E: 0 K: 2 S: 8 H: 0 LOB: 0 BB: 0 P: 10	R: 0 E: 0 K: 2 S: 9 H: 1 LOB: 1 BB: 0 P: 11	R: 1 E: 0 K: 0 S: 8 H: 1 LOB: 0 BB: 0 P: 15	1B: 1 2B: 2 3B: 0 HR: 3 SF: 1 SAC: 0 DP: 0 HBP: 0						

TOP	
AB	32
R	5
H	6
RBI	5
BB	0
SO	11
LOB	3

WP: 0 PA: 33
PB: 0
SB: 0
CS: 0

PITCHER		IP	WLS	BF	H	R	ER	SO	BB	IBB	HBP	BLK	WP	HR	S	P	ERA	WHIP
47 Ricky Nolasco, R ERA: 3.25	(1, 1)	7.1		27	5	4	4	9	0	0	0	0	0	2	71	102	4.91	0.682
50 Casey Fien, R ERA: 6.75	(8, 1)	0.2	H	2	0	0	0	2	0	0	0	0	0	0	7	8	0.00	0.000
49 Kevin Jepsen, R ERA: 4.66	(9, 1)	1.0	W	4	1	1	1	0	0	0	0	0	0	1	8	15	9.00	1.000

PITCHER	IP	WLS	BF	H	R	ER	SO	BB	IBB	HBP	BLK	WP	HR	S	P	ERA	WHIP

Batter	1	2	3	4	5	6	7	8	9	AB	R	H	RBI	BB	SO	LOB
39 Danny Santana, S (1, 8) OBP: 0.300, SLG: 0.350	C FF 94 F FF 95 B FF 95 X FF 95 1-2 2 1B 2B	F FF 94 B FF 94 S CH 84 B FF 95 S CH 84 2-3 ③ K			X CH 82 0-0 2 1B 1B	B SI 89 F SI 89 X CH 83 1-1 ③ L8			C FF 92 F KC 83 X KC 83 0-2 2 CS 1B	5	1	3	0	0	1	1
2 Brian Dozier, R (1, 4) OBP: 0.304, SLG: 0.390	B FF 95 B FF 92 C FF 96 S FF 95 X FC 91 2-2 22 FC5-4 2-H 1B		B FF 93 B CH 84 C FF 94 S CH 85 F CH 86 F FF 95 F CH 85 S CH 85 2-3 ① K		B FC 89 C FF 93 F CH 84 X FF 93 1-2 ① 7 2B 1-3 1B		X SI 89 0-0 ① F7		1 SAFE 1 SAFE C FF 92 B KC 84 F FF 94 F KC 84 B KC 84 X FF 93 2-2 ① 22 1B 1-2 2B	5	2	3	1	0	1	0
7 Joe Mauer, L (1, 3) OBP: 0.462, SLG: 0.466	B FF 95 C CH 86 1 SAFE X FF 93 1-1 ① F7		B FF 94 X FC 90 1-0 ② G3		C FC 90 B CH 85 B CH 84 F FF 93 X CH 86 2-2 2-H 2B		B SI 89 B SI 89 C SI 89 B FF 90 F SI 89 B FF 89 4-2 31 S BB		I IN 56 I IN 59 I IN 59 I IN 60 4-0 22 1B IBB	3	0	1	1	2	0	1
22 Miguel Sanó, R (1, 5) OBP: 0.371, SLG: 0.392	B FF 96 X FF 94 1-0 ② FC5-4 1-2f		B CU 79 B FF 95 X FF 94 2-0 ③ P6		B FF 91 S FF 94 B FF 93 F FF 91 D CH 86 B CH 86 4-2 BB		X FF 90 0-0 ② L7		C KC 83 B KC 83 X FF 94 1-1 1-3 2-H 1B	4	0	1	1	1	0	2
31 Oswaldo Arcia, L (1, 9) OBP: 0.302, SLG: 0.462	F FF 94 X CH 86 0-1 ③ G4-3			S FF 93 B CU 79 S FF 94 F FF 93 F FF 94 F CH 85 S FF 96 1-3 ① K	F FF 94 S FF 95 B FF 94 S FF 94 1-3 ② K		B FF 89 B FF 90 F FF 90 C SI 91 F SI 90 B FF 90 S SL 83 3-3 ③ K 1-2			4	0	0	0	0	3	4
52 ByungHo Park, R (1, 10) OBP: 0.311, SLG: 0.527		C FF 94 B CU 81 X FF 94 1-1 5 G4-3 8 1B 2B		C FF 95 B FF 96 B CH 86 X CH 85 2-1 8 1B 2B	B FF 94 F FF 92 X FF 93 1-1 ③ L6			C SI 92 B CU 82 F CU 83 B CU 84 S SI 92 2-3 ① K		4	2	2	0	0	1	2
5 Eduardo Escobar, S (1, 6) OBP: 0.278, SLG: 0.297		F FF 95 X CH 86 0-1 ① G4-3 2-3		B FF 95 C FF 95 X FF 91 1-1 ② F7	C FC 88 F FF 93 X CU 78 0-2 ① G4-3			X SI 92 0-0 2B		4	0	1	0	0	0	2
8 Kurt Suzuki, R (1, 2) OBP: 0.255, SLG: 0.326		B FF 93 S CH 86 B CH 86 X FF 95 2-1 3-H 1B		B FF 95 B FF 94 X FF 94 2-0 2-H 1B	B FF 91 C FF 89 S CU 77 X FF 93 1-2 ② G5-3			C CU 82 F SI 91 B CU 84 D CU 83 F CU 81 B SI 90 X SI 91 3-2 ② G6-3		4	0	2	2	0	0	1
20 Eddie Rosario, L (1, 7) OBP: 0.239, SLG: 0.368		B FF 94 S FF 94 S FF 95 X FF 85 1-2 ② F8		F FF 94 S FC 90 X FF 94 0-2 ③ G3	X CH 84 0-0 HR			D SI 91 S SI 91 X CU 83 1-1 ③ G4-3		4	1	1	1	0	0	3
Inning Stats	R: 1 E: 0 K: 0 S: 11 H: 2 LOB: 1 BB: 0 P: 16	R: 1 E: 0 K: 1 S: 12 H: 2 LOB: 1 BB: 0 P: 18	R: 0 E: 0 K: 1 S: 8 H: 0 LOB: 0 BB: 0 P: 13	R: 1 E: 0 K: 1 S: 14 H: 2 LOB: 1 BB: 0 P: 20	R: 1 E: 0 K: 1 S: 14 H: 3 LOB: 2 BB: 1 P: 23	R: 1 E: 0 K: 0 S: 9 H: 1 LOB: 0 BB: 0 P: 11	R: 0 E: 0 K: 1 S: 8 H: 0 LOB: 1 BB: 1 P: 15	R: 0 E: 0 K: 1 S: 10 H: 1 LOB: 1 BB: 0 P: 16	R: 1 E: 0 K: 0 S: 9 H: 3 LOB: 2 BB: 1 P: 16	1B: 7 2B: 6 3B: 0 HR: 1	SF: 0 SAC: 0 DP: 0 HBP: 0	PA: 40	WP: 0 PB: 0 SB: 1 CS: 1				

PITCHER		IP	WLS	BF	H	R	ER	SO	BB	IBB	HBP	BLK	WP	HR	S	P	ERA	WHIP
56 Cody Anderson, R ERA: 7.65	(1, 1)	5.2		27	10	5	5	4	1	0	0	0	0	1	66	98	7.94	1.941
61 Dan Otero, R ERA:	(6, 1)	1.1		5	0	0	0	1	1	0	0	0	0	0	10	18	0.00	0.750
53 Jeff Manship, R ERA:	(8, 1)	1.0		4	1	0	0	1	0	0	0	0	0	0	10	16	0.00	1.000
37 Cody Allen, R ERA: 7.27	(9, 1)	0.1	L	4	3	1	1	0	0	1	0	0	0	0	9	16	27.00	9.000

PITCHER	IP	WLS	BF	H	R	ER	SO	BB	IBB	HBP	BLK	WP	HR	S	P	ERA	WHIP

BOTTOM

Cleveland Indians @ Minnesota Twins

Target Field, Minneapolis, MN

Tue Apr 26 2016, 7:12 PM - 10:03 PM CDT

Att. 17,493 - Overcast - 49 F

livebaseballscorecards.com

AB	37
R	6
H	14
RBI	6
BB	3
SO	6
LOB	16

Cleveland Indians @ Minnesota Twins

Target Field, Minneapolis, MN

Wed Apr 27 2016, 7:46 PM - 11:17 PM CDT

Att. 17,746 - Overcast - 44 F

TOP

livebaseballscorecards.com

Batter	1	2	3	4	5	6	7	8	9	AB	R	H	RBI	BB	SO	LOB
41 Carlos Santana, S (1, 10) OBP: 0.329, SLG: 0.458	C FF 92 B FF 94 X FF 93 1-1 22 S 1B		C CH 83 B SV 78 C SV 78 X FF 92 1-2 12 2B 1-3 1B		B SI 92 B CH 84 B SI 92 B FF 92 4-0 22 2B 12 G4-3 1-2 BB	B SL 81 C SL 79 B SI 92 F SI 92 B SL 81 X SI 92 3-2 2B			C CH 86 B CU 78 X FF 94 1-1 ① L9	4	2	3	0	1	0	0
22 Jason Kipnis, L (1, 4) OBP: 0.321, SLG: 0.421	B FF 93 B SI 92 L FF 94 S CH 84 F FF 96 F CH 84 F SV 82 S FF 94 2-3 ① K 1-2		B CH 83 1 SAFE 1 SAFE C CH 84 B SV 79 F SI 92 F CH 84 F SV 82 S SV 81 2-3 ① K		B SI 91 F FF 92 S FF 92 B FF 93 F SV 81 X SV 81 2-2 12 G4-3 23 SF 1-3 2-H 2B	C SI 92 S SI 92 B SI 94 C SI 92 1-3 ③ K			F FF 94 S FF 94 S FF 95 0-3 ② K	5	1	1	1	0	4	4
12 Francisco Lindor, S (1, 6) OBP: 0.361, SLG: 0.384	B CH 85 B SI 93 X SI 94 2-0 ② G5-3		X CH 85 0-0 1-H 3-H 2B		S SI 87 F SI 87 B FF 91 F FF 90 X CH 76 1-2 ① G4-3 2-3 3-H		C FF 93 B SL 88 F FF 93 B FF 93 S FF 94 2-3 ① K		X FF 94 0-0 E6	5	0	1	3	0	1	2
23 Michael Brantley, L (1, 7) OBP: 0.200, SLG: 0.125	C FF 94 X SV 80 0-1 ③ G4-3		B CH 84 C FF 92 B FF 93 F FF 92 F SV 82 C SV 80 2-3 ② K		C KC 76 B SI 89 C SI 89 F SI 90 F SI 90 F CH 78 F KC 77 D KC 79 F KC 77 2-2 X SI 91 SF 26 S 26 1B 3-H		B FF 92 C FF 92 B SL 88 X FF 92 2-1 26 G6-4-3 1B		I IN 69 I IN 70 I IN 70 I IN 69 4-0 IBB	3	1	1	1	1	1	2
26 Mike Napoli, R (1, 3) OBP: 0.278, SLG: 0.438		B FF 93 S FF 94 B FF 92 H CH 83 3-1 11 FC1-6 HBP	C SV 80 C FF 94 S FF 93 0-3 ③ K		C SI 92 S SI 93 B SI 94 B SI 95 X SI 93 2-2 2-H 1B		B FF 93 1 SAFE F FF 92 X SL 88 1-1 ② ③ G6-4-3 1-2f		C FF 94 B FF 93 F CU 78 B FF 94 F FF 94 B CU 78 F CH 84 F FF 93 F FF 93 3-3 C FF 93 ③ K	4	0	1	1	0	2	4
10 Yan Gomes, R (1, 2) OBP: 0.234, SLG: 0.410		D SV 79 C SV 79 F FF 92 B SV 81 F SV 81 F SV 80 B FF 93 X FF 93 3-2 ① P4	B FF 93 B CH 82 B FF 93 C FF 91 X SI 94 3-1 ① G4-3	C SL 80 X SI 93 0-1 ② F7			B FF 92 X FF 92 1-0 ① P3		4	0	0	0	0	0	2
11 José Ramírez, S (1, 5) OBP: 0.310, SLG: 0.421		B SI 92 C CH 82 1 SAFE D FF 92 S SI 92 X SV 82 2-2 ② FC1-6 1-2f	B SI 92 S SI 92 B SV 79 F SI 91 X FF 93 2-2 ② 1B	1 SAFE F SI 91 X SL 79 0-1 ③ F7			B FF 92 B SI 91 C FF 91 X FF 92 2-1 30 WP 6 G5-3 1B		4	0	2	0	0	0	2
6 Marlon Byrd, R (1, 9) OBP: 0.357, SLG: 0.438		B SV 78 X FF 92 1-0 ③ F8	F FF 92 S SV 80 F SV 82 C FF 94 0-3 ③ K			C SI 92 X SL 82 0-1 ① F9		1 SAFE 1 SAFE X SL 88 0-0 ② G5-3 1-2	4	0	0	0	0	1	2
30 Tyler Naquin, L (1, 8) OBP: 0.350, SLG: 0.436			F FF 92 S FF 93 B FF 94 B FF 94 F CH 85 B FF 93 F FF 94 B FF 93 4-2 41 1B 12 2B BB		B CH 83 B CH 83 B SI 92 C FF 90 X FF 91 3-1 41 BB 22 2B 1B	B SI 92 S SI 92 F SL 81 B SI 92 B SI 93 F SI 92 F SI 93 F SI 92 F SL 82 3-3 F SI 92 S SI 92 ② K		F SL 89 S FF 92 B FF 91 B FF 93 S SL 89 2-3 ③ K 2-3	3	2	1	0	1	2	1
Inning Stats	R: 0 E: 0 K: 1 S: 11 H: 1 LOB: 1 BB: 0 P: 16	R: 0 E: 0 K: 0 S: 10 H: 0 LOB: 1 BB: 0 P: 19	R: 2 E: 0 K: 3 S: 20 H: 2 LOB: 1 BB: 1 P: 29	R: 0 E: 0 K: 1 S: 9 H: 1 LOB: 0 BB: 0 P: 14	R: 4 E: 1 K: 0 S: 25 H: 3 LOB: 1 BB: 1 P: 39	R: 0 E: 0 K: 2 S: 16 H: 1 LOB: 1 BB: 0 P: 23	R: 0 E: 0 K: 1 S: 7 H: 1 LOB: 0 BB: 0 P: 12	R: 0 E: 0 K: 1 S: 7 H: 1 LOB: 1 BB: 0 P: 12	R: 0 E: 1 K: 2 S: 13 H: 0 LOB: 2 BB: 1 P: 21	1B: 7 2B: 3 3B: 0 HR: 0 SF: 1 SAC: 0 DP: 1 HBP: 1						

	AB	36
	R	6
	H	10
	RBI	6
	BB	3
	SO	11
	LOB	19

	WP: 1	PA: 41
	PB: 0	
	SB: 2	
	CS: 0	

PITCHER		IP	WLS	BF	H	R	ER	SO	BB	IBB	HBP	BLK	WP	HR	S	P	ERA	WHIP
17 José Berríos, R ERA: 11.25	(1, 1)	4.0	L	20	6	5	5	5	2	0	1	0	0	0	56	93	11.25	2.000
58 Fernando Abad, L ERA:	(5, 1)	0.1		2	0	0	0	0	0	0	0	0	0	0	12	15	0.00	0.000
59 Michael Tonkin, R ERA: 1.74	(5, 1)	1.2		7	2	1	0	2	0	0	0	0	0	0	23	32	0.00	1.200
50 Casey Fien, R ERA: 5.4	(7, 1)	2.0		7	2	0	0	2	0	0	0	0	1	0	14	24	0.00	1.000
65 Trevor May, R ERA: 2.92	(9, 1)	1.0		5	0	0	0	2	0	1	0	0	0	0	13	21	0.00	0.000

PITCHER		IP	WLS	BF	H	R	ER	SO	BB	IBB	HBP	BLK	WP	HR	S	P	ERA	WHIP

Cleveland Indians @ Minnesota Twins

Target Field, Minneapolis, MN

Wed Apr 27 2016, 7:46 PM - 11:17 PM CDT

Att. 17,746 - Overcast - 44 F

livebaseballscorecards.com

BOTTOM

Batter	1	2	3	4	5	6	7	8	9	AB	R	H	RBI	BB	SO	LOB
39 Danny Santana, S (1, 8) OBP: 0.360, SLG: 0.440	B CH 84 X CH 85 1-0 22 2B 2B	X FF 86 0-0 ③ F8			1 SAFE F FC 83 B SI 86 X FC 82 1-1 1-H 1B		X FF 91 0-0 ① B1		C KC 83 B FF 94 F FF 94 X KC 84 1-2 2 S 1B	5	1	3	1	0	0	1
2 Brian Dozier, R (1, 4) OBP: 0.289, SLG: 0.368	F SI 86 B FC 82 B SI 86 X FC 83 2-1 ① G1-3		B CH 84 X FC 84 1-0 ① B2		B FF 86 B FC 83 1 SAFE 1 SAFE C FF 86 B SI 87 1 SAFE C FC 83 F FC 83 3-2 ② 1 SAFE X FF 87 F7		B FF 93 C FF 93 B FF 94 X FF 94 2-1 ② F8		B FF 92 C KC 81 B KC 82 S FF 94 F FF 93 D KC 83 F FF 93 S FF 92 3-3 ② K 1-2	5	0	0	0	0	1	4
7 Joe Mauer, L (1, 3) OBP: 0.459, SLG: 0.447	B FC 86 B FC 85 C FC 84 B CH 81 B FC 83 4-1 22 2B 52 SF9 BB		X CH 83 0-0 ② G6-3		B FF 86 C FC 82 X SI 86 1-1 ③ F9		B FF 95 B FF 94 C CU 78 B SL 82 F FF 94 B FF 94 4-2 1-2 22 BB BB		B FF 92 C KC 83 B FF 93 C KC 83 F KC 84 F FF 93 F FF 93 B KC 83 X FF 92 3-2 ③ F8	3	1	0	0	2	0	2
22 Miguel Sanó, R (1, 5) OBP: 0.376, SLG: 0.403	C FC 83 C FF 87 X FC 82 0-2 52 SF9 31 1B 1-3 2-H 2B		B CH 84 X FC 82 1-0 ③ G5-3			C CU 72 X FF 87 0-1 ① F9	B FC 87 C FF 93 D CU 82 F FF 94 B FF 95 B FF 95 4-2 1-2 2-3 BB			3	1	1	1	1	0	0
52 ByungHo Park, R (1, 10) OBP: 0.308, SLG: 0.569	B SI 87 B FF 88 S FC 86 X FC 85 2-1 ② SF9 2-3 3-H			B FC 83 C CH 85 S CU 72 X FC 82 1-2 ① G5-3		X FC 84 0-0 HR	B FF 93 S FF 95 F FF 94 B SI 93 S FF 95 2-3 ③ K			3	1	1	2	0	1	3
31 Oswaldo Arcia, L (1, 9) OBP: 0.298, SLG: 0.442	X FC 84 0-0 9 E 3-H 1B			C FC 85 S FF 87 B SI 87 X CU 73 1-2 ② G4-3		B FF 87 F FF 87 C FF 89 B SL 81 S FF 88 2-3 ② K		C FC 94 C FC 94 B FC 94 F FC 94 B SL 84 B FC 95 S FC 94 3-3 ① K		4	0	1	1	0	2	0
9 Eduardo Núñez, R (1, 6) OBP: 0.439, SLG: 0.471	C FF 87 1 SAFE X FC 83 0-1 ③ G1-3 1-3			F FF 86 B CU 73 X FC 83 1-1 ③ L9		B FF 94 B FC 86 F FF 94 X FF 94 2-1 8 S 1B		C FC 95 B SL 83 B SL 82 F FC 93 S FC 94 2-3 ② K		4	0	1	0	0	1	1
8 Kurt Suzuki, R (1, 2) OBP: 0.255, SLG: 0.319		B FC 86 B SI 86 X FC 85 2-0 ① G5-3			C CH 84 C FC 84 X FC 84 0-2 20 FC4-6 1B	F FF 93 D FF 94 X FF 95 1-1 ③ L9 1-2		B SL 81 F FC 93 F FC 94 X SL 83 1-2 ③ L6		4	0	1	0	0	0	1
20 Eddie Rosario, L (1, 7) OBP: 0.240, SLG: 0.361		C FF 87 F FC 84 S CU 74 0-3 ② K			C FC 82 1 SAFE X CH 84 0-1 ① FC4-6 39 E 39 1B 1-2f		X FF 92 0-0 22 BB 7 BB 1B		B FF 93 B FF 93 C FF 93 F FF 93 S FF 93 2-3 ① K	4	1	1	0	0	2	1

	AB	35
	R	5
	H	9
	RBI	5
	BB	3
	SO	7
	LOB	13

Inning Stats	1	2	3	4	5	6	7	8	9
	R: 3 E: 1 K: 0 S: 12 H: 3 LOB: 1 BB: 1 P: 21	R: 0 E: 0 K: 1 S: 5 H: 0 LOB: 0 BB: 0 P: 7	R: 0 E: 0 K: 0 S: 3 H: 0 LOB: 0 BB: 0 P: 5	R: 0 E: 0 K: 0 S: 8 H: 0 LOB: 0 BB: 0 P: 11	R: 1 E: 1 K: 0 S: 13 H: 2 LOB: 1 BB: 0 P: 18	R: 1 E: 0 K: 1 S: 10 H: 2 LOB: 1 BB: 0 P: 15	R: 0 E: 0 K: 1 S: 11 H: 1 LOB: 3 BB: 2 P: 23	R: 0 E: 0 K: 2 S: 10 H: 0 LOB: 0 BB: 0 P: 16	R: 0 E: 0 K: 2 S: 17 H: 1 LOB: 1 BB: 0 P: 26

1B: 6	SF: 1	WP: 0	PA: 39
2B: 2	SAC: 0	PB: 0	
3B: 0	DP: 0	SB: 2	
HR: 1	HBP: 0	CS: 0	

PITCHER		IP	WLS	BF	H	R	ER	SO	BB	IBB	HBP	BLK	WP	HR	S	P	ERA	WHIP
43 Josh Tomlin, R ERA: 3.18	(1, 1)	5.1	W	23	6	5	4	1	1	0	0	0	0	1	44	65	6.75	1.312
57 Kyle Crockett, L ERA:	(6, 1)	0.1	H	1	0	0	0	1	0	0	0	0	0	0	3	5	0.00	0.000
34 Zach McAllister, R ERA: 1.04	(6, 1)	1.1	H	8	2	0	0	1	2	0	0	0	0	0	15	30	0.00	3.000
27 Bryan Shaw, R ERA: 10.8	(8, 1)	1.0	H	3	0	0	0	2	0	0	0	0	0	0	10	16	0.00	0.000
37 Cody Allen, R ERA: 6.52	(9, 1)	1.0	S	4	1	0	0	2	0	0	0	0	0	0	17	26	0.00	1.000

PITCHER	IP	WLS	BF	H	R	ER	SO	BB	IBB	HBP	BLK	WP	HR	S	P	ERA	WHIP

Batter	1	2	3	4	5	6	7	8	9	10	11	AB	R	H	RBI	BB	SO	LOB
20 Rajai Davis, R (1, 8) OBP: 0.323, SLG: 0.459	C FF 90 B FF 91 S CH 79 B FF 91 F FF 92 B FF 92 S CH 80 3-3 K ①		B FF 89 F FF 90 B FF 90 S FF 90 B FF 91 X FF 91 3-2 F8 ①		S CH 80 B CH 80 C FF 91 F FF 92 B SL 82 F SL 83 F CH 81 X FF 91 2-2 2-H 22 HR 1B		B FC 86 X CU 76 1-0 G6-3 ③			C FF 96 C CU 83 T CU 83 0-2 K ②		5	1	1	1	0	2	2
22 Jason Kipnis, L (1, 4) OBP: 0.326, SLG: 0.450	C FF 92 B FF 91 S CH 84 B CH 82 X SL 84 2-2 G4-3 ②		C FF 91 C SL 84 S SL 84 0-3 K ②		1 SAFE F FF 90 S FF 91 B FF 91 X SL 81 1-2 1-H HR			B SL 86 B FF 93 B FF 93 C FF 92 B FF 92 4-1 12 G4-6-3 BB		B CU 81 C CU 81 B FF 95 F SI 95 S FF 95 2-3 K ③		4	1	1	2	1	2	0
12 Francisco Lindor, S (1, 6) OBP: 0.352, SLG: 0.372	B FF 92 F FF 91 F FF 90 X CH 80 1-2 1B		B CU 76 C CH 80 S SL 84 X SL 82 1-2 F9 ③		F CH 79 B FF 91 B CU 76 F FF 91 S SL 84 2-3 K ③			1 SAFE X FF 93 0-0 G4-6-3 ①② 1-2f			X SI 93 0-0 G6-3 ①	5	0	1	0	0	1	1
23 Michael Brantley, L (1, 7) OBP: 0.200, SLG: 0.231	1 SAFE 1 SAFE 1 SAFE B FF 90 C SL 82 1 SAFE B SL 82 F FF 90 F FF 92 3-3 B FF 82 S SL 85 K ③			C SL 82 S SL 82 B SL 83 X SL 81 1-2 F9 ①		C FF 93 F FC 86 B CU 77 C FF 93 1-3 K ①		B FF 95 F FF 93 B SL 85 B FF 94 X FF 94 3-1 2B			F SI 94 C CU 81 X CU 82 0-2 L3 ②	5	0	1	0	0	2	1
26 Mike Napoli, R (1, 3) OBP: 0.262, SLG: 0.410		S CH 79 B FF 91 B SL 83 S CH 80 B CH 80 C FF 91 3-3 K ①		B FF 91 C FF 91 B SL 84 X FF 92 2-1 L8 ②		C FC 85 B CU 76 B SL 82 C FF 92 1-3 K ②		C FS 86 B FS 86 S FS 86 S FS 86 1-3 K ③			B CU 81 C CU 80 B CU 81 B FF 94 F FF 94 F CU 81 S FF 94 3-3 K ③	5	0	0	0	0	4	1
10 Yan Gomes, R (1, 2) OBP: 0.221, SLG: 0.385		C FF 91 F SL 82 F FF 92 B CH 81 X FF 92 1-2 P3 ②		C CU 74 F SL 84 S SL 84 0-3 K ③		C CU 77 B CU 76 S CU 77 0-3 K ③			B FS 87 S FS 93 S FS 87 B FS 87 F FS 87 F FF 93 B FF 93 S FS 88 3-3 K ①			4	0	0	0	0	3	0
6 Marlon Byrd, R (1, 9) OBP: 0.350, SLG: 0.442		S FF 90 B FF 91 B FF 92 X CH 82 2-1 2B			T FF 90 X FF 90 0-1 G4-3 ①		C CU 76 S FF 92 B FF 93 B FF 92 F CU 76 S FF 92 2-3 K ①		F FS 88 X FS 88 0-1 F9 ②			4	0	1	0	0	1	0
4 Juan Uribe, R (1, 5) OBP: 0.328, SLG: 0.347 11 José Ramírez, S (7, PR) OBP: 0.305, SLG: 0.414 (7, 5)		B SL 84 B FF 91 I IN 73 I IN 72 4-0 IBB		B CH 79 C FF 91 X SL 81 1-1 F7 ②		F FF 92 B FF 92 B FF 91 C FC 85 B CU 76 D FC 83 4-2 28 SH1-4 BB		B FS 87 F FS 87 C FS 87 B SI 93 B FS 87 S FS 86 3-3 K ③			1 1	0 0	0 0	0 0	2 1	0 0	0 0
28 Corey Kluber, R (1, 1) OBP: 0.500, SLG: 1.000 27 Bryan Shaw, S (8, 1) 34 Zach McAllister, R (9, 1) 30 Tyler Naquin, L (10, PH) OBP: 0.341, SLG: 0.425 53 Jeff Manship, R (10, 1) 37 Cody Allen, R (10, 1)		B CH 78 C FF 90 C FF 91 S SL 84 1-3 K ③		C FF 90 S SL 82 B FF 92 F CH 80 X FF 91 1-2 20 1B 2B		1 SAFE 1 SAFE X FF 89 0-0 SH1-4 ② 1-2			B FF 94 S FF 94 F FF 93 F CU 83 B FF 95 S SI 94 2-3 K ①		2 0 0 0 1 0 0 0	1 0 0 0 0 0 0 0	1 0 0 0 0 0 0 0	0 0 0 0 0 0 0 0	0 0 0 0 1 0 0 0	1 0 0 0 0 0 0 0	2 0 0 0 0 0 0 0
Inning Stats	R: 0 E: 0 K: 2 S: 14 H: 1 LOB: 1 BB: 0 P: 23	R: 0 E: 0 K: 2 S: 12 H: 1 LOB: 2 BB: 1 P: 23	R: 0 E: 0 K: 1 S: 9 H: 0 LOB: 0 BB: 0 P: 13	R: 0 E: 0 K: 1 S: 8 H: 0 LOB: 0 BB: 0 P: 11	R: 3 E: 0 K: 1 S: 20 H: 3 LOB: 0 BB: 0 P: 27	R: 0 E: 0 K: 3 S: 9 H: 0 LOB: 0 BB: 0 P: 11	R: 0 E: 0 K: 1 S: 8 H: 0 LOB: 2 BB: 1 P: 15	R: 0 E: 0 K: 1 S: 7 H: 1 LOB: 1 BB: 1 P: 15	R: 0 E: 0 K: 2 S: 10 H: 0 LOB: 0 BB: 0 P: 16	R: 0 E: 0 K: 3 S: 10 H: 0 LOB: 0 BB: 0 P: 14	R: 0 E: 0 K: 1 S: 8 H: 0 LOB: 0 BB: 0 P: 11	1B: 2 2B: 3 3B: 0 HR: 1	SF: 0 SAC: 1 DP: 1 HBP: 0	WP: 0 PB: 0 SB: 0 CS: 0	PA: 41			

PITCHER	IP	WLS	BF	H	R	ER	SO	BB	IBB	HBP	BLK	WP	HR	S	P	ERA	WHIP
39 Adam Morgan, L (1, 1) ERA: 5.4	5.0		21	5	3	3	7	0	1	0	0	0	1	63	97	5.40	1.000
38 Andrew Bailey, R (6, 1) ERA:	2.0		7	0	0	0	4	1	0	0	0	0	0	17	26	0.00	0.500
59 Elvis Araujo, L (8, 1) ERA: 2.08	0.2		3	1	0	0	0	1	0	0	0	0	0	4	11	0.00	3.000
50 Héctor Neris, R (8, 1) ERA: 0.63	1.1		4	0	0	0	3	0	0	0	0	0	0	13	20	0.00	0.000
30 David Hernandez, R (10, 1) ERA: 3.97	2.0	W	6	0	0	0	4	0	0	0	0	0	0	18	25	0.00	0.000

PITCHER	IP	WLS	BF	H	R	ER	SO	BB	IBB	HBP	BLK	WP	HR	S	P	ERA	WHIP

TOP

Cleveland Indians @ Philadelphia Phillies

Citizens Bank Park, Philadelphia, PA

Fri Apr 29 2016, 7:09 PM - 10:27 PM EDT

Att. 18,677 - Cloudy - 48 F

livebaseballscorecards.com

AB	37
R	3
H	6
RBI	3
BB	3
SO	18
LOB	7

Batter	1	2	3	4	5	6	7	8	9	10	11	AB	R	H	RBI	BB	SO	LOB
37 Odúbel Herrera, L (1, 8) OBP: 0.460, SLG: 0.421	C SI 91 B SI 92 B CH 86 X SI 92 2-1 ① F8			C SI 91 X CH 84 0-1 ① F7		C SL 89 B SI 94 C SL 89 F SI 94 X CU 85 1-2 13 SH1-4 1B		X FC 94 0-0 13 PO 1B		I IN 83 I IN 84 I IN 84 I IN 84 4-0 7 FC6-4 IBB		4	0	2	0	1	0	0
13 Freddy Galvis, S (1, 6) OBP: 0.253, SLG: 0.378	B SI 93 X SI 90 1-0 ② G4-3			B CH 85 B SI 93 C SI 93 X SL 88 2-1 ② G3-1		X SI 92 0-0 ① SH1-4 1-2		F FC 94 1 SAFE 0-1 ③ PO 1-2	F FF 94 F FF 94 F SI 95 B CU 81 B FF 95 T SI 95 2-2 ① K	S KC 84 C FF 95 F FF 94 F KC 85 F KC 85 F FF 94 S KC 85 0-3 ② K		4	0	0	0	0	2	3
7 Maikel Franco, R (1, 5) OBP: 0.333, SLG: 0.488	B SI 92 C SI 92 B SL 89 F SI 94 X SI 94 2-2 ③ G6-3			S SL 88 S FF 93 B SL 86 B CU 83 B SI 93 C SL 89 3-3 ③ K		X FF 90 0-0 ② F7			B FF 96 X SI 95 1-0 6 G4-3 1B	C KC 84 B FF 94 X KC 84 1-1 ③ FC6-4 1-2f		5	0	1	0	0	1	4
6 Ryan Howard, L (1, 3) OBP: 0.278, SLG: 0.443		B FF 91 B SI 91 F SI 92 F SI 93 X SI 93 2-2 16 G3-6 1B			X SI 90 0-0 51 2B 2B	C SL 87 F FF 92 B CU 83 S CU 82 1-3 ③ K			X SI 94 0-0 ② G4-3 1-2		B KC 82 C KC 84 B KC 83 B FF 94 F FF 95 X FF 95 3-2 HR	5	2	3	1	0	1	2
51 Carlos Ruiz, R (1, 2) OBP: 0.381, SLG: 0.595		C SL 87 F SI 91 F SL 88 F FF 92 F CU 82 B FF 90 F SI 92 S SL 89 1-3 ① K			X SI 92 0-0 16 E 3 1B 2-H 2B		C SL 87 C SL 90 B SI 92 S CU 83 1-3 ① K		I IN 60 I IN 64 I IN 62 I IN 60 4-0 IBB			3	1	1	1	1	2	1
16 César Hernández, S (1, 4) OBP: 0.325, SLG: 0.347 50 Héctor Neris, R (8, 1) 15 Emmanuel Burriss, S (9, PH) OBP: 0.174, SLG: 0.150 30 David Hernandez, R (10, 1)		S SI 91 X SI 92 0-1 ② ③ G3-6 1-2f			B SL 88 B SI 91 C SI 92 X SI 93 2-1 E3 3 1B 18 G6-4-3 2-3		S CH 86 F SI 94 B CU 83 F SL 88 B SL 87 S SI 87 2-3 ② K		X FF 95 0-0 ③ F7			3 0 1 0	1 0 0 0	0 0 0 0	0 0 0 0	1 0 0 0	2 0 2 0	2 0 0 0
3 David Lough, L (1, 7) OBP: 0.344, SLG: 0.357			X SI 91 0-0 ① L8		B SI 92 B SI 90 1 SAFE B SI 92 C SI 92 X SI 93 3-1 18 G6-4-3 1B 1-3 3-H		B CU 82 F SI 93 B CH 87 F SI 94 F CH 87 B SI 94 F SL 90 X SL 90 3-2 ③ P6			C SI 92 X SI 91 0-1 4 FC6-4 1B		4	0	2	1	0	0	0
39 Adam Morgan, L (1, 1) 18 Darin Ruf, R (5, PH) OBP: 0.229, SLG: 0.226 38 Andrew Bailey, R (6, 1) 59 Elvis Araujo, L (8, 1) 4 Andrés Blanco, S (8, 4) OBP: 0.382, SLG: 0.500			B SI 92 C SI 92 F SI 93 B SL 87 X SI 92 2-2 ② G4-3		X SL 89 0-0 ① ② G6-4-3 1-2f 3-H			C FC 94 B FC 93 X FC 94 1-1 ① P6		B SI 91 B SI 91 S SI 90 1 SAFE X SI 91 2-1 ① FC6-4 17 2B 1-2f		1 1 0 0 2	0 0 0 0 0	0 0 0 0 0	0 0 0 0 0	0 0 0 0 0	0 1 0 0 1	0 0 0 0 1
17 Peter Bourjos, R (1, 9) OBP: 0.179, SLG: 0.273			X CH 89 0-0 ③ G5-3		C SL 89 B FF 93 C SI 93 S CU 83 1-3 ③ K			C FC 94 S SL 81 X FC 94 0-2 ② L3		B CU 82 1 SAFE 1 SAFE C SI 90 S CU 84 F CU 84 X CU 81 1-2 2B 1-3		4	0	1	0	0	1	0
Inning Stats	R: 0 E: 0 K: 0 S: 6 H: 0 LOB: 0 BB: 0 P: 11	R: 0 E: 0 K: 1 S: 12 H: 1 LOB: 0 BB: 0 P: 15	R: 0 E: 0 K: 0 S: 5 H: 0 LOB: 0 BB: 0 P: 7	R: 0 E: 0 K: 1 S: 7 H: 0 LOB: 0 BB: 0 P: 12	R: 3 E: 1 K: 1 S: 10 H: 3 LOB: 0 BB: 0 P: 16	R: 0 E: 0 K: 1 S: 9 H: 1 LOB: 1 BB: 0 P: 11	R: 0 E: 0 K: 2 S: 12 H: 0 LOB: 0 BB: 0 P: 18	R: 0 E: 0 K: 0 S: 7 H: 1 LOB: 0 BB: 0 P: 8	R: 0 E: 0 K: 1 S: 7 H: 1 LOB: 2 BB: 1 P: 14	R: 0 E: 0 K: 1 S: 17 H: 2 LOB: 3 BB: 1 P: 25	R: 1 E: 0 K: 0 S: 3 H: 1 LOB: 0 BB: 0 P: 6	1B: 6 2B: 3 3B: 0 HR: 1 SF: 0 SAC: 1 DP: 2 HBP: 0			WP: 0 PB: 0 SB: 0 CS: 0	PA: 41		

PITCHER		IP	WLS	BF	H	R	ER	SO	BB	IBB	HBP	BLK	WP	HR	S	P	ERA	WHIP
28 Corey Kluber, R ERA: 4.24	(1, 1)	7.0		25	5	3	2	6	0	0	0	0	0	0	61	90	2.57	0.714
27 Bryan Shaw, R ERA: 9.64	(8, 1)	1.0		3	1	0	0	0	0	0	0	0	0	0	7	8	0.00	1.000
34 Zach McAllister, R ERA: 0.93	(9, 1)	1.0		5	1	0	0	1	0	1	0	0	0	0	7	14	0.00	1.000
53 Jeff Manship, R ERA:	(10, 1)	0.1		4	2	0	0	0	0	1	0	0	0	0	8	15	0.00	6.000
37 Cody Allen, R ERA: 6.97	(10, 1)	0.2	L	3	1	1	1	1	0	0	0	0	0	1	12	16	13.50	1.500

PITCHER	IP	WLS	BF	H	R	ER	SO	BB	IBB	HBP	BLK	WP	HR	S	P	ERA	WHIP

BOTTOM

Cleveland Indians @ Philadelphia Phillies

Citizens Bank Park, Philadelphia, PA

Fri Apr 29 2016, 7:09 PM - 10:27 PM EDT

Att. 18,677 - Cloudy - 48 F

livebaseballscorecards.com

AB	37
R	4
H	10
RBI	3
BB	2
SO	8
LOB	16

Cleveland Indians @ Philadelphia Phillies

Citizens Bank Park, Philadelphia, PA

Sat Apr 30 2016, 7:08 PM - 10:10 PM EDT

Att. 23,636 - Cloudy - 58 F

livebaseballscorecards.com

TOP

Batter	1	2	3	4	5	6	7	8	9	AB	R	H	RBI	BB	SO	LOB
22 Jason Kipnis, L (1, 4) OBP: 0.319, SLG: 0.440	C FF 91 S SI 91 X FF 92 0-2 ① G4-3		C CU 73 B FF 91 X SI 92 1-1 ② SF7 3-H		C SI 91 B CU 74 1 SAFE F CU 75 F FF 94 1 SAFE D CU 78 F CU 77 B CH 84 3-2 F SI 92 X SI 93 12 1B 1-H 1B			C FF 94 B SL 87 C FF 94 F SL 89 S SL 87 1-3 ① K	B SI 91 C SI 92 B SI 92 1 SAFE 1 SAFE S CH 87 X SI 92 2-2 ③ L9 1-2	4	0	1	2	0	1	2
12 Francisco Lindor, S (1, 6) OBP: 0.359, SLG: 0.378	C FF 92 B SI 91 B SI 92 X FF 92 2-1 ② G4-3		C SI 91 S CU 75 B FF 91 F CU 76 B CU 75 X CU 76 2-2 ③ G4-3		S CU 75 F CU 75 1 SAFE F FF 92 X SI 92 0-2 1-3 1B			B FF 94 F FF 93 C FF 93 F FF 93 X SL 86 1-2 4 PB 23 S 1B		4	0	2	0	0	0	0
23 Michael Brantley, L (1, 7) OBP: 0.158, SLG: 0.176	B FF 92 B SI 92 X SI 92 2-0 ③ L7			C SI 90 B CH 85 S CH 84 B FF 91 X CU 75 2-2 ① G4-3	1 SAFE X CU 75 0-0 ③ L8			1 SAFE S FF 94 C FF 94 1 SAFE 1 SAFE 1 SAFE B FF 93 X SL 87 1-2 ② F8 1-2		4	0	0	0	0	0	3
41 Carlos Santana, S (1, 3) OBP: 0.326, SLG: 0.440		S SI 90 X SI 90 0-1 ① G3-1		B CU 73 F FF 91 B CU 74 B CH 85 X SI 91 3-1 ② G5-3		F SI 88 C CU 72 B CU 74 S SI 90 1-3 ① K		C FF 95 B FF 94 B FF 94 T FF 93 D SL 87 B FF 93 4-2 4 PB BB		3	0	0	0	1	1	0
4 Juan Uribe, R (1, 5) OBP: 0.306, SLG: 0.321		B FF 91 B FF 90 B FF 91 C FF 91 X FF 92 3-1 ② G5-3		B FF 89 F SL 81 B SL 80 C FF 90 F CU 76 F FF 92 S CU 76 2-3 ③ K		X FF 88 0-0 ② F9		C CU 80 B FF 95 X CU 81 1-1 ③ F8 1-2 2-3		4	0	0	0	0	1	2
30 Tyler Naquin, L (1, 8) OBP: 0.356, SLG: 0.477		F SI 92 B CU 75 B SI 92 F SI 92 B CU 78 X SI 91 3-2 1B			X SI 90 0-0 55 SF8 3B	C CU 71 S FF 89 B FF 90 T FF 91 1-2 ③ K			F SI 89 X CH 85 0-1 ① G4-3	4	1	2	0	0	1	0
55 Roberto Pérez, R (1, 2) 11 José Ramírez, S (9, PH) OBP: 0.317, SLG: 0.424		1 SAFE 1 SAFE B FF 91 X FF 90 2-0 ③ P4			B SI 90 C SL 81 B CU 74 X FF 92 2-1 ① SF8 3-H		C FF 92 B CU 76 B FF 93 B FF 91 X FF 92 3-1 ① G5-3		C CH 85 B SI 91 C SI 91 B CH 79 B CH 86 X SI 89 3-2 20 FC6-4 8 1B 1B	2 1	0 0	0 1	1 0	0 0	0 0	1 0
8 Lonnie Chisenhall, L (1, 9) OBP: 0.227, SLG: 0.364			X SI 90 0-0 47 SH2-4 22 SF7 2B		B CU 73 C CU 74 B FF 93 X SI 92 2-1 22 S 22 1B 1B		X FC 87 0-0 ② G3-1		1 SAFE B SI 90 X SI 91 1-0 20 FC6-4 1-2 1B	4	2	3	0	0	0	0
47 Trevor Bauer, R (1, 1) 57 Kyle Crockett, L (5, 1) 62 Joba Chamberlain, R (5, 1) 6 Marlon Byrd, R (7, PH) OBP: 0.344, SLG: 0.434 48 Tommy Hunter, R (7, 1) 61 Dan Otero, R (8, 1) 20 Rajai Davis, R (9, PH) OBP: 0.318, SLG: 0.452			L FF 91 X SL 81 0-1 ① SH2-4 2-3		1 SAFE L FF 90 B CU 75 L FF 91 C CU 76 1-3 ② K		F CU 75 X FC 86 0-1 ③ F9		F CH 84 D SI 88 X SI 90 1-1 ② FC6-4 22 S 1-2f 2-3	1 0 0 1 0 0 0 1	0 0 0 0 0 0 0 0	0 0 0 0 0 0 0 0	0 0 0 0 0 0 0 0	0 0 0 0 0 0 0 0	1 0 0 0 0 0 0 0	1 0 0 0 0 0 0 2
Inning Stats	R: 0 E: 0 K: 0 S: 6 H: 0 LOB: 0 BB: 0 P: 10	R: 0 E: 0 K: 0 S: 8 H: 1 LOB: 1 BB: 0 P: 16	R: 1 E: 0 K: 0 S: 9 H: 1 LOB: 0 BB: 0 P: 12	R: 0 E: 0 K: 1 S: 10 H: 0 LOB: 0 BB: 0 P: 17	R: 2 E: 0 K: 1 S: 19 H: 4 LOB: 2 BB: 0 P: 27	R: 0 E: 0 K: 2 S: 7 H: 0 LOB: 0 BB: 0 P: 9	R: 0 E: 0 K: 0 S: 5 H: 0 LOB: 0 BB: 0 P: 8	R: 0 E: 0 K: 1 S: 15 H: 1 LOB: 2 BB: 1 P: 23	R: 0 E: 0 K: 0 S: 11 H: 2 LOB: 2 BB: 0 P: 18	1B: 7 2B: 1 3B: 1 HR: 0 SF: 2 SAC: 1 DP: 0 HBP: 0						

	AB	33
	R	3
	H	9
	RBI	3
	BB	1
	SO	5
	LOB	11

PITCHER		IP	WLS	BF	H	R	ER	SO	BB	IBB	HBP	BLK	WP	HR	S	P	ERA	WHIP
48 Jerad Eickhoff, R ERA: 4.15	(1, 1)	6.0		24	6	3	3	4	0	0	0	0	0	0	59	91	4.50	1.000
38 Andrew Bailey, R ERA:	(7, 1)	1.0	W	3	0	0	0	0	0	0	0	0	0	0	5	8	0.00	0.000
59 Elvis Araujo, L ERA: 1.8	(8, 1)	0.2	H	4	1	0	0	1	1	0	0	0	0	0	13	20	0.00	3.000
60 Colton Murray, R ERA:	(8, 1)	0.1	H	1	0	0	0	0	0	0	0	0	0	0	2	3	0.00	0.000
46 Jeanmar Gómez, R ERA: 1.8	(9, 1)	1.0	S	5	2	0	0	0	0	0	0	0	0	0	11	18	0.00	2.000

PITCHER	IP	WLS	BF	H	R	ER	SO	BB	IBB	HBP	BLK	WP	HR	S	P	ERA	WHIP

Cleveland Indians @ Philadelphia Phillies

Citizens Bank Park, Philadelphia, PA

Sat Apr 30 2016, 7:08 PM - 10:10 PM EDT

Att. 23,636 - Cloudy - 58 F

livebaseballscorecards.com

BOTTOM

Batter	1	2	3	4	5	6	7	8	9	AB	R	H	RBI	BB	SO	LOB
37 Odúbel Herrera, L (1, 8) OBP: 0.462, SLG: 0.425	X SI 94 0-0 13 HR 1B	C KC 76 B KC 76 X SI 94 1-1 ③ F7			C SI 91 F FF 94 F SI 94 1 SAFE B FF 94 1 SAFE B SI 92 1 SAFE 1 SAFE 3-2 B FC 89 X FC 90 6 WP 13 FC5-2-5 6 2 1-3 1B		X FC 92 0-0 ② F7			4	1	2	0	0	0	2
13 Freddy Galvis, S (1, 6) OBP: 0.264, SLG: 0.419 60 Colton Murray, R (8, 1) 2 Tyler Goeddel, R (9, 7) OBP: 0.160, SLG: 0.160	F SI 92 X CH 87 0-1 1-H HR	B SI 94 C SI 94 S FC 90 F KC 78 T KC 78 1-2 ① K	C FF 88 B FF 89 D FF 88 1 SAFE F SL 78 X FF 88 2-2 ① FC5-2-5 6 WP 1-2 3-H				B SI 95 X FC 92 1-0 2-H 1B			4 0 0	1 0 0	2 0 0	3 0 0	0 0 0	1 0 0	2 0 0
7 Maikel Franco, R (1, 5) OBP: 0.320, SLG: 0.467	C SI 95 X FC 91 0-1 ① G3-1	F SI 96 B KC 79 B SI 95 F FC 89 F KC 78 X KC 79 2-2 ② G6-3	D SL 86 S SL 86 D SL 87 B SL 86 S SL 85 X FF 95 3-2 ② L9				X SI 95 0-0 ③ P5			4	0	0	0	0	0	3
6 Ryan Howard, L (1, 3) OBP: 0.265, SLG: 0.419	F SI 94 B FF 94 F FC 91 S KC 78 1-3 ② K	B KC 76 S SI 94 B SI 95 B FC 90 F FC 88 C SI 95 3-3 ③ K	B CU 79 S CU 79 C FF 95 D SL 82 2-2 ③ 2 1-2 2-H			B FF 92 S SL 85 F SL 86 C FF 95 1-3 ① K		C SI 91 X CH 85 0-1 ① G6-3		4	0	0	0	0	3	0
29 Cameron Rupp, R (1, 2) OBP: 0.273, SLG: 0.444	F FC 89 C SI 95 B FC 90 B KC 78 X SI 96 2-2 ③ G4-3		C SI 93 B SI 93 B FC 89 B SI 94 X FC 89 3-1 ① L8			B FF 95 F SL 87 B SL 86 S SL 86 X FF 94 2-2 ② P4		C SI 91 B SI 91 B SL 85 B SI 91 C SI 90 T SI 90 3-2 ② K		4	0	0	0	0	1	0
18 Darin Ruf, R (1, 7) OBP: 0.256, SLG: 0.265 46 Jeanmar Gómez, R (9, 1)		X FC 90 0-0 16 L8 48 1B 2B		B SI 94 C SI 94 B KC 77 S FC 89 F KC 77 F FF 96 X KC 77 2-2 ② G1-6-3		B SL 86 C FF 94 B FF 94 B SL 86 C SL 85 F SL 86 B FF 95 4-2 BB		X SI 91 0-0 ③ G5-3		3 0	1 0	1 0	0 0	1 0	0 0	0 0
16 César Hernández, S (1, 4) OBP: 0.325, SLG: 0.338		B SI 92 C SI 93 B SI 93 F FC 90 F SI 93 X SI 94 2-2 ① L8 2-3		F SI 94 F FC 91 B CH 90 B KC 79 B SI 94 B FC 88 4-2 BB		X FF 93 0-0 ③ G4-3				2	0	0	0	1	0	2
48 Jerad Eickhoff, R (1, 1) OBP: 0.300, SLG: 0.400 38 Andrew Bailey, R (7, 1) 3 David Lough, L (7, PH) OBP: 0.364, SLG: 0.379 59 Elvis Araujo, L (8, 1) 4 Andrés Blanco, S (8, 6) OBP: 0.382, SLG: 0.500		F SI 95 X SI 95 0-1 3-H 1B		B SI 94 X SI 94 1-0 ③ G5-3			C SI 95 X SI 95 0-1 17 SH1-4 13 1B 1B			2 0 1 0 0	0 0 1 0 0	1 0 1 0 0	1 0 1 0 0	0 0 0 0 0	0 0 0 0 0	1 0 0 0 0
17 Peter Bourjos, R (1, 9) OBP: 0.188, SLG: 0.269		C SI 95 F SI 94 S KC 77 0-3 ② K			B SI 94 B FC 88 B SI 93 C SI 92 B SI 91 4-1 37 1B 13 FC5-2-5 BB		X SI 94 0-0 ① SH1-4 1-2			1	0	0	0	1	1	1

Inning Stats	1	2	3	4	5	6	7	8	9
	R: 2 H: 2 E: 0 LOB: 0 K: 1 BB: 0 S: 11 P: 14	R: 1 H: 2 E: 0 LOB: 1 K: 1 BB: 0 S: 12 P: 15	R: 0 H: 0 E: 0 LOB: 0 K: 2 BB: 0 S: 11 P: 17	R: 0 H: 0 E: 0 LOB: 1 K: 0 BB: 1 S: 10 P: 20	R: 0 H: 1 E: 0 LOB: 2 K: 0 BB: 1 S: 13 P: 27	R: 0 H: 0 E: 0 LOB: 1 K: 1 BB: 0 S: 10 P: 17	R: 1 H: 2 E: 0 LOB: 1 K: 0 BB: 0 S: 6 P: 7	R: 0 H: 0 E: 0 LOB: 0 K: 1 BB: 0 S: 6 P: 9	

1B: 5	SF: 0	WP: 1 PA: 33
2B: 1	SAC: 1	PB: 0
3B: 0	DP: 0	SB: 0
HR: 1	HBP: 0	CS: 0

AB	29
R	4
H	7
RBI	4
BB	3
SO	6
LOB	11

PITCHER		IP	WLS	BF	H	R	ER	SO	BB	IBB	HBP	BLK	WP	HR	S	P	ERA	WHIP
47 Trevor Bauer, R ERA: 5.28	(1, 1)	4.0		19	5	3	3	4	2	0	0	0	0	1	49	78	6.75	1.750
57 Kyle Crockett, L ERA:	(5, 1)	0.1		1	0	0	0	0	0	0	0	0	0	0	3	5	0.00	0.000
62 Joba Chamberlain, R ERA:	(5, 1)	1.2		6	0	0	0	1	1	0	0	0	1	0	15	27	0.00	0.600
48 Tommy Hunter, R ERA: 9.0	(7, 1)	1.0	L	5	2	1	1	0	0	0	0	0	0	0	6	7	9.00	2.000
61 Dan Otero, R ERA:	(8, 1)	1.0		3	0	0	0	1	0	0	0	0	0	0	6	9	0.00	0.000

PITCHER	IP	WLS	BF	H	R	ER	SO	BB	IBB	HBP	BLK	WP	HR	S	P	ERA	WHIP

Batter	1	2	3	4	5	6	7	8	9	AB	R	H	RBI	BB	SO	LOB
11 José Ramírez, S (1, 5) OBP: 0.328, SLG: 0.410	B FF 91 B FF 92 B FF 92 C FF 91 B FF 94 4-1 22 G4-6-3 BB		C FF 95 B SL 84 B CH 86 B FF 94 C FF 94 B SI 94 4-2 22 CS BB		B SI 91 F FF 94 B FF 95 B FF 93 X FF 93 3-1 ③ G3-1			S FF 93 X SI 93 0-1 ② G5-3		2	0	0	0	2	0	1
22 Jason Kipnis, L (1, 4) OBP: 0.306, SLG: 0.420	1 SAFE 1 SAFE B CH 91 B CH 91 C FF 93 X CH 89 2-1 ① ② G4-6-3 1-2f		1 SAFE B CH 86 C SI 90 B FF 94 B CH 85 C FF 94 S SI 90 3-3 ② ③ K 1-2			C FF 93 B CH 87 F FF 93 F SI 93 B FF 94 F FF 94 F CU 79 F FF 94 F SI 94 3-2 ① F7		B SI 96 B SI 93 S FF 94 F SI 94 X FF 94 2-2 ③ F7		4	0	0	0	0	1	3
12 Francisco Lindor, S (1, 6) OBP: 0.365, SLG: 0.376	C FF 94 F SI 92 B CU 79 F SI 93 F FF 94 F CU 81 X SI 93 1-2 1B			B CU 77 B FF 93 B FF 92 C FF 91 B CH 90 4-1 41 BB BB		B FF 93 S FF 94 B FF 94 F FF 94 C FF 96 2-3 ② K			B FF 92 B FF 93 C FF 93 F FF 92 F FS 87 F FS 87 X FF 94 2-2 ① P6	3	0	1	0	1	1	0
41 Carlos Santana, S (1, 3) OBP: 0.333, SLG: 0.474	1 SAFE F FF 91 B CU 79 C CU 77 1 SAFE P PO 87 F FF 94 B FF 95 X SI 91 3-2 ③ L3			1 SAFE B SI 91 B FF 93 B FF 93 B FF 92 4-0 1-2 BB		B FF 94 X CH 86 1-0 ③ P4			B FS 86 B FS 87 C FF 94 X SI 93 2-1 HR	3	1	1	1	1	0	1
10 Yan Gomes, R (1, 2) OBP: 0.208, SLG: 0.362		X FF 92 0-0 ① P3		C FF 91 D CU 80 B FF 93 X FF 93 2-1 ① F5			B FF 95 C FF 95 X SI 95 1-1 ① F8		B FS 87 X SI 93 1-0 ② L7	4	0	0	0	0	0	2
30 Tyler Naquin, L (1, 8) OBP: 0.347, SLG: 0.458		C CH 90 S FF 94 F FF 91 B SI 90 X CU 76 1-2 1B		S FF 93 F FF 94 S FF 94 0-3 ② K			F FF 94 B FF 94 S SI 94 B FF 95 S SI 95 2-3 ② K		C FS 87 B FF 92 F FS 87 B FS 88 S FS 88 2-3 ③ K	4	0	1	0	0	3	2
20 Rajai Davis, R (1, 7) OBP: 0.319, SLG: 0.446	1 SAFE B CU 80 S CU 80 1 SAFE F FF 93 1 SAFE F SL 81 S FF 93 1-3 ② K			X CU 80 0-0 ③ L7			F FF 95 F SI 94 X FF 95 0-2 8 PO 1B			3	0	1	0	0	1	3
8 Lonnie Chisenhall, L (1, 9) OBP: 0.200, SLG: 0.320	C CU 81 1 SAFE B FF 94 B CH 84 X FF 94 2-1 ③ F8				B FF 93 C FF 93 C FF 95 B FF 95 S FF 94 2-3 ① K		1 SAFE 1 SAFE S FF 94 1 SAFE 0-1 ③ PO 1-2	B FF 94 S FF 95 S FF 95 F FF 94 B CU 83 X SI 95 2-2 E4		3	0	0	0	0	1	1
31 Danny Salazar, R (1, 1) 6 Marlon Byrd, R (8, PH) OBP: 0.339, SLG: 0.426 53 Jeff Manship, R (8, 1)			B FF 91 X FF 93 1-0 ① P3		C FF 93 C FF 94 S CU 83 0-3 ② K			S FF 95 B FF 94 F SI 95 D CU 84 S FF 94 2-3 ① K		2 1 0	0 0 0	0 0 0	0 0 0	0 0 0	1 1 0	0 1 0
Inning Stats	R: 0 E: 0 K: 0 S: 14 H: 1 LOB: 1 BB: 1 P: 23	R: 0 E: 0 K: 1 S: 11 H: 1 LOB: 1 BB: 0 P: 15	R: 0 E: 0 K: 1 S: 6 H: 0 LOB: 1 BB: 1 P: 14	R: 0 E: 0 K: 1 S: 7 H: 0 LOB: 2 BB: 2 P: 17	R: 0 E: 0 K: 2 S: 8 H: 0 LOB: 0 BB: 0 P: 13	R: 0 E: 0 K: 1 S: 15 H: 0 LOB: 0 BB: 0 P: 21	R: 0 E: 0 K: 1 S: 9 H: 1 LOB: 0 BB: 0 P: 12	R: 0 E: 1 K: 1 S: 12 H: 0 LOB: 1 BB: 0 P: 18	R: 1 E: 0 K: 1 S: 11 H: 1 LOB: 0 BB: 0 P: 18	1B: 3 2B: 1 3B: 0 HR: 1	SF: 0 SAC: 0 DP: 2 HBP: 0			WP: 0 PB: 0 SB: 0 CS: 1	PA: 34		

PITCHER	IP	WLS	BF	H	R	ER	SO	BB	IBB	HBP	BLK	WP	HR	S	P	ERA	WHIP
28 Vince Velasquez, R (1, 1) ERA: 1.44	6.0	W	22	2	0	0	6	4	0	0	0	0	0	61	103	0.00	1.000
30 David Hernandez, R (7, 1) ERA: 3.38	2.0	H	7	1	0	0	2	0	0	0	0	0	0	21	30	0.00	0.500
50 Héctor Neris, R (9, 1) ERA: 1.17	1.0	S	4	1	1	1	1	0	0	0	0	0	1	11	18	9.00	1.000

PITCHER	IP	WLS	BF	H	R	ER	SO	BB	IBB	HBP	BLK	WP	HR	S	P	ERA	WHIP

Cleveland Indians @ Philadelphia Phillies

Citizens Bank Park, Philadelphia, PA

Sun May 01 2016, 2:41 PM - 5:20 PM EDT

Att. 23,809 - Overcast - 51 F

TOP

livebaseballscorecards.com

AB	29
R	1
H	4
RBI	1
BB	4
SO	9
LOB	14

Batter	1	2	3	4	5	6	7	8	9	AB	R	H	RBI	BB	SO	LOB
37 Odúbel Herrera, L (1, 8) OBP: 0.449, SLG: 0.410	C FF 92 B FF 92 B SI 92 X SI 93 2-1 F8 ①		B FF 93 S FF 95 X CH 86 1-1 F7 ②			B CU 79 C SI 92 X FF 92 1-1 F8 ①				3	0	0	0	0	0	2
13 Freddy Galvis, S (1, 6) OBP: 0.266, SLG: 0.416	C FF 94 B CU 79 F SI 94 F CH 83 F SI 93 S CH 85 1-3 K ②		F FF 94 B FF 95 B CH 85 X FF 94 2-1 7 BLK 1B 1-3 2-H			C SI 93 C CU 81 F CH 86 F CH 86 B FF 94 C CH 86 1-3 K ②				3	0	1	1	0	2	0
7 Maikel Franco, R (1, 5) OBP: 0.310, SLG: 0.452 30 David Hernandez, R (7, 1) 3 David Lough, L (9, 7) OBP: 0.364, SLG: 0.379	F FF 94 B FF 94 S SI 94 B CH 87 S CH 86 2-3 K ③		C SL 82 S CH 85 B CH 85 D CH 86 F SL 84 X FF 91 2-2 P5 ③ 1-2 3-H			B SI 94 C SI 95 X CH 86 1-1 G5-3 ③				3 0 0	0 0 0	0 0 0	0 0 0	0 0 0	1 0 0	1 0 0
6 Ryan Howard, L (1, 3) OBP: 0.256, SLG: 0.403		S FF 94 S FF 95 S CH 84 0-3 K ①		B CU 79 B FF 93 F FF 93 F FF 94 S FF 94 2-3 K ①			C CU 78 F CH 84 B CH 86 S CH 86 1-3 K ①			3	0	0	0	0	3	0
29 Cameron Rupp, R (1, 2) OBP: 0.276, SLG: 0.439		B FF 94 C SL 83 C SI 95 B CH 85 S CH 86 2-3 K ②		X SL 84 0-0 G6-3 ②			F SI 93 X SL 85 0-1 18 G5-4-3 1B			3	0	1	0	0	1	0
18 Darin Ruf, R (1, 7) OBP: 0.238, SLG: 0.243 50 Héctor Neris, R (9, 1)		B SL 85 F SI 95 F FF 96 S CH 88 1-3 K ③		B FF 94 B SL 83 F FF 94 X FF 95 2-1 G4-3 ③			C FF 93 C SI 94 X CH 85 0-2 G5-4-3 ②③ 1-2f			3 0	0 0	0 0	0 0	0 0	1 0	1 0
16 César Hernández, S (1, 4) OBP: 0.326, SLG: 0.329			B SI 94 F FF 94 B FF 94 B SI 94 F FF 96 F SI 95 F FF 96 X FF 96 3-2 P5 ①	B FF 93 B FF 94 C SI 94 F SI 94 B CH 86 B FF 95 4-2 28 G4-6-3 BB				B SI 91 X SI 91 1-0 G1-3 ①		2	0	0	0	1	0	0
28 Vince Velasquez, R (1, 1) OBP: 0.200, SLG: 0.111 4 Andrés Blanco, S (7, 5) OBP: 0.400, SLG: 0.581			C SI 94 F SI 94 B CH 85 B FF 95 B SI 95 B FF 95 4-2 17 1B 13 1B BB	1 SAFE L SI 93 1 SAFE C FF 94 X SI 94 0-2 G4-6-3 ①② 1-2f				B SI 92 C SI 90 X CU 80 1-1 17 CS 3B		1 1	1 0	0 1	0 0	1 0	0 0	1 0
17 Peter Bourjos, R (1, 9) OBP: 0.194, SLG: 0.271			C FF 93 B CH 82 B SL 83 F FF 94 B FF 94 X FF 94 3-2 13 1B 7 BLK 1B 1-2	S SL 83 X SL 83 0-1 G5-3 ③				M SI 87 F CU 83 X CU 82 0-2 L9 ②③ 3-H		3	1	1	0	0	0	1
Inning Stats	R: 0 E: 0 K: 2 S: 10 H: 0 LOB: 0 BB: 0 P: 15	R: 0 E: 0 K: 3 S: 9 H: 0 LOB: 0 BB: 0 P: 12	R: 2 E: 0 K: 0 S: 18 H: 2 LOB: 1 BB: 1 P: 33	R: 0 E: 0 K: 1 S: 6 H: 0 LOB: 0 BB: 0 P: 10	R: 0 E: 0 K: 0 S: 7 H: 0 LOB: 0 BB: 1 P: 11	R: 0 E: 0 K: 1 S: 9 H: 0 LOB: 0 BB: 0 P: 12	R: 0 E: 0 K: 1 S: 8 H: 1 LOB: 0 BB: 0 P: 9	R: 0 E: 0 K: 0 S: 6 H: 1 LOB: 0 BB: 0 P: 8		1B: 3 2B: 0 3B: 1 HR: 0 SF: 0 SAC: 0 DP: 2 HBP: 0						

PITCHER	IP	WLS	BF	H	R	ER	SO	BB	IBB	HBP	BLK	WP	HR	S	P	ERA	WHIP
31 Danny Salazar, R (1, 1) ERA: 2.4	7.0	L	24	3	2	2	8	2	0	0	1	0	0	67	102	2.57	0.714
53 Jeff Manship, R (8, 1) ERA:	1.0		3	1	0	0	0	0	0	0	0	0	0	6	8	0.00	1.000

PITCHER	IP	WLS	BF	H	R	ER	SO	BB	IBB	HBP	BLK	WP	HR	S	P	ERA	WHIP

BOTTOM

Cleveland Indians @ Philadelphia Phillies

Citizens Bank Park, Philadelphia, PA

Sun May 01 2016, 2:41 PM - 5:20 PM EDT

Att. 23,809 - Overcast - 51 F

livebaseballscorecards.com

AB	25
R	2
H	4
RBI	1
BB	2
SO	8
LOB	6

WP: 0 PA: 27
PB: 0
SB: 0
CS: 1

Detroit Tigers @ Cleveland Indians

Progressive Field, Cleveland, OH

Tue May 03 2016, 6:11 PM - 9:22 PM EDT

Att. 11,022 - Clear - 52 F

TOP

livebaseballscorecards.com

Batter	1	2	3	4	5	6	7	8	9	AB	R	H	RBI	BB	SO	LOB
3 Ian Kinsler, R (1, 4) OBP: 0.357, SLG: 0.500	B FF 88 C FF 88 X CU 74 1-1 28 FC5-4 1B		C FF 86 1 SAFE X FF 86 0-1 ① L8 1-2		B FF 86 1 SAFE 1 SAFE F FC 83 B CH 81 F FC 82 X CU 75 2-2 1-H HR		B FC 91 C SI 95 B SI 95 X FC 91 2-1 ② G5-3		B KC 84 C KC 84 B FF 94 F FF 94 B FF 94 S FF 94 3-3 ② K	5	1	2	2	0	1	1
28 J.D. Martinez, R (1, 9) OBP: 0.345, SLG: 0.417	1 SAFE X SI 87 0-0 ① FC5-4 24 1B 41 F9-2 1-2f		D CU 72 S FC 83 F FC 85 S FF 86 1-3 ② K		F FC 83 F FC 83 S FC 82 0-3 ② K		C SI 93 B FC 91 C SI 93 B CU 84 C FC 90 2-3 ③ K		B KC 84 C FF 94 F FF 94 X FF 93 1-2 1B	5	0	1	0	0	3	2
24 Miguel Cabrera, R (1, 3) OBP: 0.343, SLG: 0.459	B FC 84 B FF 88 C SI 87 1 SAFE X FC 85 2-1 1-3 1B		C CU 72 S FC 83 D CU 75 X FC 82 1-2 ③ L9		F FF 86 B FF 87 B CH 83 X FC 82 2-1 41 1B			B CU 78 C FF 94 B FC 88 B FF 95 F FF 94 F FF 95 F FF 95 F FF 95 B FF 94 4-2 8 1B 9 1B BB	C KC 83 F FF 93 C KC 83 0-3 ③ K	4	1	2	0	1	1	2
41 Victor Martinez, S (1, 10) OBP: 0.402, SLG: 0.643	B FC 84 D CH 83 B FF 87 C FF 88 X FC 84 3-1 ②③ F9-2 3-H			C FC 81 C SI 86 X FF 86 0-2 ① L4	B FC 81 C FF 86 F CH 83 B FC 82 X FC 83 2-2 1-2 1B			X FF 93 0-0 ① L9		4	0	1	0	0	0	3
8 Justin Upton, R (1, 7) OBP: 0.271, SLG: 0.350		C FC 85 B FF 86 B CU 73 B FC 83 S FC 83 X FF 87 3-2 ① G6-3		B CU 73 X CU 73 1-0 9 1B 1B	B FC 82 X FC 82 1-0 ③ F7			C FF 94 B FF 94 X FF 94 1-1 9 1B 1-2 1B		4	0	2	0	0	0	2
9 Nick Castellanos, R (1, 5) OBP: 0.376, SLG: 0.586		C CH 81 B FF 86 X FF 87 1-1 ② G6-3		F FC 82 1 SAFE B FF 86 1 SAFE X CU 74 1-1 ② 1-2 1B		B CH 84 B CH 80 C FC 83 B FF 85 C FF 86 X FC 83 3-2 ① F8		B CU 80 C FF 92 F SI 95 F FF 95 X CU 78 1-2 1-2 2-H 1B		4	0	2	1	0	0	0
34 James McCann, R (1, 2) OBP: 0.158, SLG: 0.111		C FF 87 C CU 74 F FC 84 H FF 88 1-2 HBP		F SI 86 S FC 83 F FC 82 B FF 86 D FC 84 F CU 75 X FC 83 2-2 ③ L8		F CU 74 B FC 86 F FC 82 B FC 83 C FF 87 2-3 ② K		B FC 94 C FC 93 S FC 94 S SL 82 1-3 ② K		3	0	0	0	0	2	3
12 Anthony Gose, L (1, 8) OBP: 0.295, SLG: 0.343 39 Jarrod Saltalamacchia, C (8 PH) OBP: 0.309, SLG: 0.623 17 Andrew Romine, S (8, 8) OBP: 0.308, SLG: 0.100		C FF 86 B FC 82 D CH 82 C FF 86 S FC 82 2-3 ③ K			T CH 81 B SI 86 B CU 74 B SI 87 X CH 85 3-1 3 HR 1B	C FF 86 B FF 86 F CH 84 B FF 86 B FC 83 T FC 83 3-2 ③ K		C FC 94 S FC 94 B FC 95 X FC 94 1-2 ③ G6-3		3 1 0	1 0 0	1 0 0	0 0 0	0 0 0	2 0 0	1 2 0
1 Jose Iglesias, R (1, 6) OBP: 0.345, SLG: 0.291			B CU 72 B FF 87 C FF 87 X FC 82 2-1 3 L8 1B		B CH 86 1 SAFE C FC 83 1 SAFE B FC 83 X FF 86 2-1 ① F7		B SI 94 B SI 94 C SI 95 C FF 95 X CU 85 2-2 ① G4-3		C FF 93 F FF 93 B FF 93 B KC 84 S FF 94 2-3 ① K	4	0	1	0	0	1	1
Inning Stats	R: 0 E: 0 K: 0 S: 7 H: 2 LOB: 1 BB: 0 P: 13	R: 0 E: 0 K: 1 S: 11 H: 0 LOB: 1 BB: 0 P: 18	R: 0 E: 0 K: 1 S: 10 H: 1 LOB: 1 BB: 0 P: 14	R: 0 E: 0 K: 0 S: 11 H: 2 LOB: 1 BB: 0 P: 15	R: 2 E: 0 K: 1 S: 16 H: 4 LOB: 2 BB: 0 P: 28	R: 0 E: 0 K: 2 S: 9 H: 0 LOB: 0 BB: 0 P: 17	R: 0 E: 0 K: 1 S: 8 H: 0 LOB: 0 BB: 0 P: 14	R: 1 E: 0 K: 1 S: 18 H: 2 LOB: 2 BB: 1 P: 26	R: 0 E: 0 K: 3 S: 12 H: 1 LOB: 1 BB: 0 P: 18	1B: 11 2B: 1 3B: 0 HR: 1 SF: 0 SAC: 0 DP: 1 HBP: 1						

AB	37
R	3
H	12
RBI	3
BB	1
SO	10
LOB	17

WP: 0 PB: 0 SB: 0 CS: 0 PA: 39

PITCHER		IP	WLS	BF	H	R	ER	SO	BB	IBB	HBP	BLK	WP	HR	S	P	ERA	WHIP
43 Josh Tomlin, R ERA: 3.13	(1, 1)	6.0	W	26	9	2	2	5	0	0	1	0	0	1	64	105	3.00	1.500
48 Tommy Hunter, R ERA: 4.5	(7, 1)	1.0		3	0	0	0	1	0	0	0	0	0	0	8	14	0.00	0.000
34 Zach McAllister, R ERA: 1.8	(8, 1)	0.1		4	2	1	1	0	1	0	0	0	0	0	12	18	27.00	9.000
27 Bryan Shaw, R ERA: 9.0	(8, 1)	0.2	H	2	0	0	0	1	0	0	0	0	0	0	6	8	0.00	0.000
37 Cody Allen, R ERA: 6.35	(9, 1)	1.0		4	1	0	0	3	0	0	0	0	0	0	12	18	0.00	1.000

PITCHER	IP	WLS	BF	H	R	ER	SO	BB	IBB	HBP	BLK	WP	HR	S	P	ERA	WHIP

Detroit Tigers @ Cleveland Indians

Progressive Field, Cleveland, OH

Tue May 03 2016, 6:11 PM - 9:22 PM EDT

Att. 11,022 - Clear - 52 F

livebaseballscorecards.com

BOTTOM

Batter	1	2	3	4	5	6	7	8	9	AB	R	H	RBI	BB	SO	LOB
41 Carlos Santana, S (1, 10) OBP: 0.340, SLG: 0.463	C FF 89 F FF 90 B FF 92 B SL 84 X FF 92 2-2 F7 ①	B CU 76 S CH 83 S CH 84 X SL 84 1-2 L8 ③			B CH 81 B FF 89 B FF 90 B FF 88 4-0 12 HR 22 1B BB	C FF 92 B FF 93 1 SAFE 1 SAFE F CU 78 B FF 93 B FF 92 D CH 84 4-2 1-2 22 1B BB				2	1	0	0	2	0	0
22 Jason Kipnis, L (1, 4) OBP: 0.324, SLG: 0.429	C FF 90 B CU 75 B CH 84 F FF 92 B FF 92 B CH 83 4-2 26 2B 12 1B BB		C CU 76 B FF 90 X CH 82 1-1 F7 ①		C FF 91 B CU 75 1 SAFE 1 SAFE B FF 90 X CH 82 2-1 1-2 12 HR 1B	C FF 93 X FF 92 0-1 1-2 2-3 12 G4-6-3 1B				3	2	2	0	1	0	0
12 Francisco Lindor, S (1, 6) OBP: 0.380, SLG: 0.438	1 SAFE B FF 92 1 SAFE X FF 90 1-0 1-2 26 2B 1B		C CH 83 F CU 74 F FF 91 B CU 75 B CU 77 F CH 86 X SL 84 2-2 23 1B 2B		F FF 92 B FF 93 D CU 77 B FF 93 X FF 91 3-1 1-H 2-H HR	X CU 78 0-0 1-2f G4-6-3 ② ③				4	3	3	3	0	0	3
23 Michael Brantley, L (1, 7) OBP: 0.174, SLG: 0.190	C FF 93 D CU 78 F FF 94 F FF 93 F FF 94 B FF 94 X FF 94 2-2 L8 ②		C FF 90 X CU 76 0-1 2-H 26 WP 1B		F CH 83 X FF 92 0-1 L9 ①		X FF 93 0-0 G3-1 ①			4	0	1	1	0	0	2
26 Mike Napoli, R (1, 3) OBP: 0.273, SLG: 0.420	B FF 94 B FF 95 F FF 94 S FF 95 X FF 95 2-2 1-H 2-H 10 1B 2B		B FF 91 1 SAFE B SL 85 B FF 92 X FF 92 3-0 1-2 G1-3 ②		C FF 91 C CU 77 B CU 79 B FF 92 F CU 78 B FF 92 B SL 86 4-2 10 G6-3 BB		C FF 92 S CH 84 F CH 85 B FF 92 B FF 93 S FF 94 2-3 K ②			3	1	1	2	1	1	1
10 Yan Gomes, R (1, 2) OBP: 0.211, SLG: 0.356	B FF 94 S FF 94 F SL 84 X SL 87 1-2 2-H 1B		2 SAFE F FF 93 X FF 93 0-1 F8 ③		X FF 92 0-0 1-2 G6-3 ②		C FF 93 B FF 91 S FC 88 S FF 93 1-3 K ③			4	0	1	1	0	1	2
6 Marlon Byrd, R (1, 9) OBP: 0.318, SLG: 0.397 8 Lonnie Chisenhall, L (9, 9) OBP: 0.200, SLG: 0.320	F FF 92 B FF 93 B CU 77 B FF 94 C SL 83 F FF 92 F FF 94 F FF 93 C SL 85 3-3 K ③			X FF 89 0-0 L7 ①	X FF 93 0-0 G6-3 ③			B FF 87 C CH 77 X FF 87 1-1 F9 ①		4 0	0 0	0 0	0 0	1 0	2 0
11 José Ramírez, S (1, 5) OBP: 0.324, SLG: 0.400		C FF 88 C FF 88 X FF 90 0-2 30 G4-6-3 1B		C FF 89 C CU 76 X CU 77 0-2 G6-3 ②		X FF 93 0-0 F7 ①		C FF 87 B CU 76 B CH 77 C CH 77 S FF 88 2-3 K ②		4	0	1	0	0	1	0
30 Tyler Naquin, L (1, 8) OBP: 0.346, SLG: 0.451 20 Rajai Davis, R (8, PH) OBP: 0.314, SLG: 0.439 (9, 8)		L FF 89 1 SAFE 1 SAFE P PO 85 X SL 84 1-1 1-2f G4-6-3 ① ②		C CU 75 C FF 90 T FF 90 0-2 K ③		C FF 94 F FC 89 B CH 87 X CH 85 1-2 22 1B 41 BB 1B		B FF 86 C CH 77 S FC 84 B FF 86 F CU 76 F FF 87 X CH 77 2-2 L7 ③		3 1	0 0	1 0	0 0	0 0	1 0	1 0
Inning Stats	R: 3 E: 0 K: 1 S: 23 H: 3 LOB: 1 BB: 1 P: 38	R: 0 E: 0 K: 0 S: 9 H: 1 LOB: 0 BB: 0 P: 10	R: 1 E: 0 K: 0 S: 12 H: 2 LOB: 1 BB: 0 P: 18	R: 0 E: 0 K: 1 S: 7 H: 0 LOB: 0 BB: 0 P: 7	R: 3 E: 0 K: 0 S: 11 H: 2 LOB: 1 BB: 2 P: 24	R: 0 E: 0 K: 0 S: 9 H: 2 LOB: 2 BB: 1 P: 14	R: 0 E: 0 K: 2 S: 8 H: 0 LOB: 0 BB: 0 P: 11	R: 0 E: 0 K: 1 S: 10 H: 0 LOB: 0 BB: 0 P: 15		1B: 7 2B: 2 3B: 0 HR: 1	SF: 0 SAC: 0 DP: 2 HBP: 0			WP: 1 PB: 0 SB: 0 CS: 0	PA: 36	

PITCHER		IP	WLS	BF	H	R	ER	SO	BB	IBB	HBP	BLK	WP	HR	S	P	ERA	WHIP
35 Justin Verlander, R ERA: 6.49	(1, 1)	5.0	L	25	8	7	7	2	3	0	0	0	1	1	62	97	12.60	2.200
45 Buck Farmer, R ERA: 2.16	(6, 1)	2.0		8	2	0	0	2	1	0	0	0	0	0	17	25	0.00	1.500
65 Blaine Hardy, L ERA: 2.84	(8, 1)	1.0		3	0	0	0	1	0	0	0	0	0	0	10	15	0.00	0.000

PITCHER	IP	WLS	BF	H	R	ER	SO	BB	IBB	HBP	BLK	WP	HR	S	P	ERA	WHIP

AB	32
R	7
H	10
RBI	7
BB	4
SO	5
LOB	11

Batter	1	2	3	4	5	6	7	8	9	AB	R	H	RBI	BB	SO	LOB
3 Ian Kinsler, R (1, 4) OBP: 0.345, SLG: 0.481	C SI 90 C SI 93 F FF 93 F SL 89 F FF 93 X SL 90 0-2 ① G1-3	S FF 92 B SI 92 F SL 89 F FF 94 F CU 85 S FF 92 1-3 ③ K			X SL 89 0-0 ② G6-3			C SI 91 B SI 93 S SL 90 S SI 93 1-3 ② K		4	0	0	0	0	2	3
28 J.D. Martinez, R (1, 9) OBP: 0.333, SLG: 0.400	C CU 85 C SI 94 F SL 89 X CU 84 0-2 ② G5-3		B FF 92 X SI 92 1-0 ① F8		C CH 87 F FF 94 S CU 85 0-3 ③ K			B FF 92 S SL 89 S FF 92 X CU 85 1-2 ③ G6-3		4	0	0	0	0	1	0
24 Miguel Cabrera, R (1, 3) OBP: 0.339, SLG: 0.451	B SI 94 F FF 93 S CU 84 X FF 93 1-2 1B		B SL 88 S CH 85 F FF 93 B FF 92 S CU 85 2-3 ② K			S SI 92 X SL 88 0-1 ① G5-3			X SL 88 0-0 ① F9	4	0	1	0	0	1	0
41 Victor Martinez, S (1, 10) OBP: 0.396, SLG: 0.625	X CH 84 0-0 ③ G3		C CU 83 F FF 94 X CU 85 0-2 ③ F8			B FF 92 B CH 84 X SI 93 2-0 8 G6-4-3 1B			B FF 92 C CH 84 B SI 93 F SL 90 F CU 84 B FF 93 X SL 88 3-2 ② L7	4	0	1	0	0	0	1
8 Justin Upton, R (1, 7) OBP: 0.270, SLG: 0.355		X SI 91 0-0 ① G4-3		X SI 91 0-0 9 1B 2B		B CU 84 B FF 91 B SI 92 C SI 91 X FF 93 3-1 ②③ G6-4-3 1-2f			C FF 92 S CU 84 S CU 84 0-3 ③ K	4	0	1	0	0	1	1
9 Nick Castellanos, R (1, 5) OBP: 0.385, SLG: 0.589		B SI 91 C FF 92 X SL 88 1-1 12 BB 34 BB 1 FC3-2 1B		C SL 88 X SI 92 0-1 34 G5-4-3 2-3 1B			B SL 89 S FF 93 B CH 86 F CU 84 X FF 94 2-2 ① G6-3			3	0	2	0	0	0	0
34 James McCann, R (1, 2) OBP: 0.182, SLG: 0.100		B FF 92 B SI 92 D SL 89 B SI 92 4-0 1 FC3-2 12 BB 1-2 BB		B CU 82 X SL 88 1-0 ①② G5-4-3 1-2f			B SI 94 F SL 90 S SL 89 B FF 92 B SI 93 F SL 90 F SI 93 X SI 94 3-2 ② G6-3			2	0	0	0	1	0	2
12 Anthony Gose, L (1, 8) OBP: 0.296, SLG: 0.333		B FF 92 B SI 93 B SI 91 B SI 92 4-0 1 FC3-2 1-2 2-3 BB		B CH 86 D SL 89 F SI 91 C SL 88 C SI 92 2-3 ③ K			S CU 82 X SL 90 0-1 ③ G6-3			2	0	0	0	1	1	1
1 Jose Iglesias, R (1, 6) OBP: 0.333, SLG: 0.280		B SI 93 C SL 88 X SI 93 1-1 ② FC3-2 1-2 2-3 3-Hf			C SI 91 F SL 88 F FF 92 T CU 85 0-2 ① K			C CU 83 B FF 92 X SL 89 1-1 ① G6-3		3	0	0	0	0	1	3
Inning Stats	R: 0 E: 0 K: 0 S: 14 H: 1 LOB: 1 BB: 0 P: 15	R: 0 E: 0 K: 1 S: 10 H: 1 LOB: 3 BB: 2 P: 21	R: 0 E: 0 K: 1 S: 7 H: 0 LOB: 0 BB: 0 P: 10	R: 0 E: 0 K: 1 S: 7 H: 2 LOB: 1 BB: 0 P: 10	R: 0 E: 0 K: 2 S: 8 H: 0 LOB: 0 BB: 0 P: 8	R: 0 E: 0 K: 0 S: 5 H: 1 LOB: 0 BB: 0 P: 10	R: 0 E: 0 K: 0 S: 10 H: 0 LOB: 0 BB: 0 P: 15	R: 0 E: 0 K: 1 S: 8 H: 0 LOB: 0 BB: 0 P: 11	R: 0 E: 0 K: 1 S: 8 H: 0 LOB: 0 BB: 0 P: 11	1B: 4 2B: 1 3B: 0 HR: 0	SF: 0 SAC: 0 DP: 2 HBP: 0					

TOP

Detroit Tigers @ Cleveland Indians

Progressive Field, Cleveland, OH

Wed May 04 2016, 6:12 PM - 8:29 PM EDT

Att. 8,766 - Overcast - 54 F

livebaseballscorecards.com

AB	30
R	0
H	5
RBI	0
BB	2
SO	7
LOB	11

PITCHER		IP	WLS	BF	H	R	ER	SO	BB	IBB	HBP	BLK	WP	HR	S	P	ERA	WHIP
28 Corey Kluber, R ERA: 3.35	(1, 1)	9.0	W	32	5	0	0	7	2	0	0	0	0	0	77	111	0.00	0.778

PITCHER		IP	WLS	BF	H	R	ER	SO	BB	IBB	HBP	BLK	WP	HR	S	P	ERA	WHIP

BOTTOM

Batter	1	2	3	4	5	6	7	8	9	AB	R	H	RBI	BB	SO	LOB
41 Carlos Santana, S (1, 10) OBP: 0.357, SLG: 0.463	B FF 89 B FF 90 B FC 89 B FF 89 4-0 12 G5-4-3 BB			B CU 77 C FS 84 B FF 91 B CU 77 B FS 83 4-1 12 HBP 23 1B BB	C FC 90 B SL 83 S FS 83 S CH 74 1-3 ② K			B SI 86 B FC 82 S FF 88 B FF 87 F FF 89 X FF 88 3-2 22 G4-6-3 1B		2	1	1	0	2	1	0
22 Jason Kipnis, L (1, 4) OBP: 0.311, SLG: 0.411	C FF 90 B FF 90 1 SAFE S FS 83 C SI 91 1-3 ① K			1 SAFE C FC 90 B FC 91 F FF 90 S FS 84 1-3 ① K	C CU 76 C FC 91 X CH 74 0-2 ③ G3			B FC 84 F FC 83 B FF 89 X FC 82 2-1 ①② G4-6-3 1-2f		4	0	0	0	0	2	3
12 Francisco Lindor, S (1, 6) OBP: 0.375, SLG: 0.424	C FF 91 X SI 90 0-1 ②③ G5-4-3 1-2f			B FS 86 F FF 90 1 SAFE 1 SAFE C FC 90 H FF 90 2-2 23 1B 26 2B 1-2 HBP		B CU 78 C FF 89 F FF 90 X FS 85 1-2 ① G3		B FF 88 X FC 82 1-0 ③ G5-3		3	1	0	0	0	0	1
23 Michael Brantley, L (1, 7) OBP: 0.192, SLG: 0.208		B FC 88 X FS 83 1-0 ① G3-1		C FS 84 X FC 91 0-1 26 2B 10 WP 1-3 2-H 1B		C FF 89 S SL 85 B FC 91 X SI 90 1-2 ② P5				3	1	1	1	0	0	0
26 Mike Napoli, R (1, 3) OBP: 0.275, SLG: 0.429		S CU 75 B SI 90 B FF 90 B CU 77 X FC 90 3-1 ② P4		1 SAFE X FF 90 0-0 10 WP 10 2B 1-3 3-H 2B		S FS 86 B FS 86 C FC 91 F FF 91 C FS 84 1-3 ③ K				3	1	1	1	0	1	0
10 Yan Gomes, R (1, 2) OBP: 0.215, SLG: 0.368		C FF 91 B SL 83 F SI 90 X FF 92 1-2 ③ F8		F FC 91 B SL 84 F FC 90 F FS 83 X FC 91 1-2 8 F9 2-H 3-H 2B			B SL 83 X SL 82 1-0 ① G1-3			3	0	1	1	0	0	0
8 Lonnie Chisenhall, L (1, 9) OBP: 0.214, SLG: 0.321			F FF 90 B FF 90 B FF 91 B SL 83 X FC 90 3-1 ① G3	B FF 90 B FF 90 C FF 90 X FC 90 2-1 ② F9 2-3			F FS 85 F FF 91 F SL 82 X FC 90 0-2 4 BB 1B			3	0	1	0	0	0	1
4 Juan Uribe, R (1, 5) OBP: 0.308, SLG: 0.309			C CU 76 B SL 83 B FF 92 S SL 84 C SI 92 2-3 ② K	X SL 84 0-0 ③ G6-3			B FC 90 1 SAFE B SI 89 D CU 81 B FC 89 4-0 30 G4-3 1-2 BB			2	0	0	0	1	1	1
30 Tyler Naquin, L (1, 8) OBP: 0.327, SLG: 0.426			C FC 91 B FC 91 B FC 91 F FS 85 F SI 92 C FC 91 2-3 ③ K		F FS 84 B FF 90 F SL 83 C FC 90 1-3 ① K		B FC 90 F FC 90 B FS 84 S FS 82 B SI 90 X FS 84 3-2 ②③ G4-3 1-2f			3	0	0	0	0	2	2
Inning Stats	R: 0 E: 0 K: 1 S: 5 H: 0 LOB: 0 BB: 1 P: 10	R: 0 E: 0 K: 0 S: 6 H: 0 LOB: 0 BB: 0 P: 11	R: 0 E: 0 K: 2 S: 9 H: 0 LOB: 0 BB: 0 P: 16	R: 4 E: 0 K: 1 S: 16 H: 3 LOB: 1 BB: 1 P: 26	R: 0 E: 0 K: 2 S: 9 H: 0 LOB: 0 BB: 0 P: 11	R: 0 E: 0 K: 1 S: 10 H: 0 LOB: 0 BB: 0 P: 13	R: 0 E: 0 K: 0 S: 8 H: 1 LOB: 1 BB: 1 P: 16	R: 0 E: 0 K: 0 S: 6 H: 1 LOB: 0 BB: 0 P: 12		1B: 3 2B: 2 3B: 0 HR: 0 SF: 0 SAC: 0 DP: 3 HBP: 1						

PITCHER		IP	WLS	BF	H	R	ER	SO	BB	IBB	HBP	BLK	WP	HR	S	P	ERA	WHIP
19 Aníbal Sánchez, R ERA: 5.87	(1, 1)	7.0	L	27	4	4	4	7	3	0	1	0	1	0	63	103	5.14	1.000
56 Kyle Ryan, L ERA: 1.98	(8, 1)	1.0		3	1	0	0	0	0	0	0	0	0	0	6	12	0.00	1.000

PITCHER	IP	WLS	BF	H	R	ER	SO	BB	IBB	HBP	BLK	WP	HR	S	P	ERA	WHIP

Detroit Tigers @ Cleveland Indians

Progressive Field, Cleveland, OH

Wed May 04 2016, 6:12 PM - 8:29 PM EDT

Att. 8,766 - Overcast - 54 F

livebaseballscorecards.com

AB	26
R	4
H	5
RBI	3
BB	3
SO	7
LOB	8

Batter	1	2	3	4	5	6	7	8	9	AB	R	H	RBI	BB	SO	LOB
3 Ian Kinsler, R (1, 4) OBP: 0.333, SLG: 0.464	X SI 92 0-0 ① G4-3		B KC 75 F CH 86 B FC 89 C FC 88 X CH 88 2-2 ② G5-3		B FF 94 B FC 89 C SI 92 F SI 92 B CH 87 X CH 86 3-2 ② L8			C SL 80 X FC 94 0-1 ① L4		4	0	0	0	0	0	0
28 J.D. Martinez, R (1, 9) OBP: 0.322, SLG: 0.385	B FF 94 B KC 74 X SI 92 2-0 E5 24 BB		C FC 89 X SI 94 0-1 ③ G6-3		C SI 94 B KC 78 F CH 87 B FF 95 B CH 87 X SI 94 3-2 ③ G6-3			S FC 93 B FC 93 B FC 94 F SL 79 B FC 95 X FC 94 3-2 ② G6-3		4	0	0	0	0	0	0
24 Miguel Cabrera, R (1, 3) OBP: 0.345, SLG: 0.442	C SI 92 D KC 76 D KC 76 B SI 91 B FC 88 4-1 1-2 BB			B FF 94 C CH 86 S KC 76 B FF 95 B SI 95 F CH 88 F SI 95 B FC 88 4-2 8 FC6-4 41 1B 9 HR BB		B SI 91 C FC 87 F FC 87 X SI 91 1-2 ① G6-3		F FC 95 X FC 93 0-1 ③ F9		2	1	0	0	2	0	0
41 Victor Martinez, S (1, 10) OBP: 0.390, SLG: 0.609	B KC 75 X SI 93 1-0 ② L8			B SI 93 C CH 87 B FC 88 X SI 93 2-1 8 FC6-4 1-2 1B		C SI 92 B FC 88 B CH 86 B SI 92 X SI 92 3-1 ② G3			C FF 92 C FF 93 B FF 94 B FF 94 F SL 83 B CU 81 F SL 83 X FF 91 3-2 ① G1-3	4	0	1	0	0	0	2
8 Justin Upton, R (1, 7) OBP: 0.270, SLG: 0.360	C CH 86 B SI 93 B CH 87 B FC 88 X SI 93 3-1 ③ L9			C SI 94 B CH 88 C SI 94 F SI 94 F CH 88 D KC 80 F FC 90 B SI 95 X SI 94 3-2 ① FC6-4 9 HR 1-2f 2-3		S CH 86 C KC 76 B FF 94 X KC 78 1-2 2B			C CU 77 S SL 82 B FF 93 C FF 94 1-3 ② K	4	1	1	0	0	1	4
9 Nick Castellanos, R (1, 5) OBP: 0.390, SLG: 0.628		B SI 93 C SI 93 S SI 93 X FF 95 1-2 ① F9		B FF 95 S CH 87 B CH 88 X SI 93 2-1 1-H 3-H HR		B SI 90 C CU 82 X CU 81 1-1 ③ L7			C CU 77 X FF 92 0-1 ② 39 1B 2B	4	2	2	3	0	0	1
39 Jarrod Saltalamacchia, S (1, 2) OBP: 0.306, SLG: 0.600		C CH 88 B SI 93 F SI 94 S CH 89 1-3 ② K		F CH 88 B FC 91 S SI 93 S KC 80 1-3 ② K			X FF 94 0-0 ① F7		B FF 92 X FF 93 1-0 ② 2-H 1B	4	0	1	1	0	2	0
14 Mike Aviles, R (1, 6) OBP: 0.231, SLG: 0.167		C KC 77 T CH 88 B FF 96 S CH 88 1-3 ③ K		C KC 76 B FC 89 B FF 92 X FC 88 2-1 ③ G4-3			C FF 94 B FC 89 F FF 94 B FF 94 S FF 94 2-3 ② K		C SL 83 S SL 86 S SL 85 0-3 ③ K	4	0	0	0	0	3	1
17 Andrew Romine, S (1, 8) OBP: 0.250, SLG: 0.077			C SI 92 X FC 88 0-1 ① G5-3		B KC 74 T FC 88 S SI 92 F KC 77 B CH 87 F SI 92 B FC 88 F SI 92 F SI 93 3-3 ① K		C CU 80 S SI 94 B FF 94 F FF 95 S CU 82 1-3 ③ K2-3			3	0	0	0	0	2	0
Inning Stats	R: 0 E: 1 K: 0 S: 6 H: 0 LOB: 2 BB: 1 P: 16	R: 0 E: 0 K: 2 S: 9 H: 0 LOB: 0 BB: 0 P: 12	R: 0 E: 0 K: 0 S: 7 H: 0 LOB: 0 BB: 0 P: 9	R: 3 E: 0 K: 1 S: 19 H: 2 LOB: 0 BB: 1 P: 33	R: 0 E: 0 K: 1 S: 14 H: 0 LOB: 0 BB: 0 P: 23	R: 0 E: 0 K: 0 S: 10 H: 1 LOB: 1 BB: 0 P: 16	R: 0 E: 0 K: 2 S: 8 H: 0 LOB: 0 BB: 0 P: 11	R: 0 E: 0 K: 0 S: 7 H: 0 LOB: 0 BB: 0 P: 10	R: 1 E: 0 K: 2 S: 14 H: 2 LOB: 1 BB: 0 P: 19	1B: 2 2B: 2 3B: 0 HR: 1 SF: 0 SAC: 0 DP: 0 HBP: 0						WP: 0 PB: 0 SB: 0 CS: 0 PA: 35

PITCHER		IP	WLS	BF	H	R	ER	SO	BB	IBB	HBP	BLK	WP	HR	S	P	ERA	WHIP
47 Trevor Bauer, R ERA: 5.14	(1, 1)	5.2	W	23	3	3	3	4	2	0	0	0	0	1	63	106	4.76	0.882
53 Jeff Manship, R ERA:	(6, 1)	0.1	H	1	0	0	0	0	0	0	0	0	0	0	2	3	0.00	0.000
34 Zach McAllister, R ERA: 1.64	(7, 1)	1.0	H	3	0	0	0	2	0	0	0	0	0	0	8	11	0.00	0.000
27 Bryan Shaw, R ERA: 8.18	(8, 1)	1.0	H	3	0	0	0	0	0	0	0	0	0	0	7	10	0.00	0.000
62 Joba Chamberlain, R ERA: 1.13	(9, 1)	1.0		5	2	1	1	2	0	0	0	0	0	0	14	19	9.00	2.000

PITCHER	IP	WLS	BF	H	R	ER	SO	BB	IBB	HBP	BLK	WP	HR	S	P	ERA	WHIP

TOP

Detroit Tigers @ Cleveland Indians

Progressive Field, Cleveland, OH

Thu May 05 2016, 6:10 PM - 9:04 PM EDT

Att. 10,350 - Partly Cloudy - 54 F

livebaseballscorecards.com

AB	33
R	4
H	5
RBI	4
BB	2
SO	8
LOB	8

Detroit Tigers @ Cleveland Indians

Progressive Field, Cleveland, OH

Thu May 05 2016, 6:10 PM - 9:04 PM EDT

Att. 10,350 - Partly Cloudy - 54 F

livebaseballscorecards.com

BOTTOM

Batter	1	2	3	4	5	6	7	8	9	AB	R	H	RBI	BB	SO	LOB
20 Rajai Davis, R (1, 8) OBP: 0.320, SLG: 0.429	B FF 94 C FF 94 F SI 93 S FC 88 1-3 ① **K**	C FC 86 X FF 94 0-1 ① **P4**		B FF 95 S FC 87 S FC 87 B FC 87 B SI 96 B FC 88 4-2 **BB**		1 SAFE F FF 93 B FF 91 B CH 90 F SI 93 S CU 79 2-3 ② **K**		X SL 85 0-0 22 E 23 2B 1-2 2-H 3-H 1B		4	1	1	2	1	2	1
22 Jason Kipnis, L (1, 4) OBP: 0.315, SLG: 0.410	C FF 96 F SI 94 F FF 95 X CH 87 0-2 12 23 1B 1B	C SI 93 C FC 86 B FC 86 S FC 86 1-3 ② **K**		C SI 93 1 SAFE 1 SAFE X FF 94 0-1 ③ **F9**		B FF 94 X FF 93 1-0 1-3 1B		F FF 86 F FC 84 X CU 75 0-2 **FC4** 23 2B 1-2 2-3		5	2	2	0	0	1	3
12 Francisco Lindor, S (1, 6) OBP: 0.367, SLG: 0.412	B SI 94 B SI 94 1 SAFE F FF 95 B FC 87 X SI 95 3-1 23 1B 26 HR 1-2 1B	C SI 95 B FC 87 X FC 87 1-1 ③ **G4-3**			B CH 85 C CH 84 B SI 94 F SI 94 S FC 87 2-3 ① **K**	B CU 78 C CU 78 1 SAFE X FF 94 1-1 ③ **G1-3**		X FF 87 0-0 ① **F4**		5	1	1	0	0	1	5
23 Michael Brantley, L (1, 7) OBP: 0.290, SLG: 0.345	B SI 94 X SI 94 1-0 26 HR 1-3 2-H 1B		B SI 92 C CH 84 F FF 93 X FC 87 1-2 26 G6-4-3 1B		C SI 94 C FC 87 B FF 94 B FF 94 B FC 87 X SI 95 3-2 26 1B 1B		B SI 93 B CU 78 X FF 93 2-0 ① **F8**	C FC 83 D CU 77 B CU 74 F FF 87 F FC 84 F FF 88 B FF 87 X FC 83 3-2 ② 1-H 2-H 3-H 2B		5	1	4	3	0	0	0
26 Mike Napoli, R (1, 3) OBP: 0.281, SLG: 0.461	F FF 94 B FC 88 B SI 94 1 SAFE X SI 93 2-1 1-H 3-H HR		B FC 86 1 SAFE B FF 94 1 SAFE B SI 93 C FF 93 X SI 95 3-1 ① ② **G6-4-3** 1-2f		X SI 93 0-0 1-2 1B		B FF 95 B CH 89 T SI 94 C CU 78 B CU 80 X FF 94 3-2 ② **G1-3**	X CU 74 0-0 ③ **G6-3**		5	1	2	3	0	0	3
41 Carlos Santana, S (1, 10) OBP: 0.353, SLG: 0.465	B FC 88 B FC 89 X SI 94 2-0 2B		C FC 87 X CH 84 0-1 ③ **L4**		B SI 92 B SI 94 F FC 87 F FC 86 T FC 88 2-2 ② **K**		B SI 94 B CU 78 S CH 86 C CH 86 X CU 79 2-2 ③ **P5**			4	0	1	0	0	1	2
4 Juan Uribe, R (1, 5) OBP: 0.333, SLG: 0.328 11 José Ramírez, S (8, PR) OBP: 0.324, SLG: 0.400 (9, 5)	B FC 88 C SI 94 B FC 87 B SI 94 B FF 95 4-1 BB			F FF 94 C CH 85 F SI 93 X FC 87 0-2 8 G3-6 1B	B FC 87 B FC 87 B SI 92 X FF 94 3-0 ③ **F9**			B SL 85 S SL 83 S SL 84 X FF 90 1-2 38 BB 8 1B 20 1B 1B		3 0	0 1	2 0	0 0	1 0	0 0	2 0
8 Lonnie Chisenhall, L (1, 9) OBP: 0.250, SLG: 0.344	B SI 94 C SI 95 F FF 95 S FF 94 1-3 ② **K**			F CH 84 F FF 93 B FF 93 X SI 94 1-2 ① ② **G3-6** 1-2f		X FF 93 0-0 22 1B 1B		X SL 85 0-0 38 BB 20 1B 1-2 1B		4	1	2	0	0	1	3
38 Chris Gimenez, R (1, 2) OBP: 0.500, SLG: 1.333	C FF 93 C SI 94 S FC 89 0-3 ③ **K**			X FF 95 0-0 HR		T FF 93 B CU 76 1 SAFE F FF 90 X CU 78 1-2 ① **L9**		B SL 86 L SL 84 S SL 85 D SL 84 B SL 85 B SL 84 4-2 22 E 20 1B 23 2B 1-2 2-3 BB		3	1	1	1	1	1	3
Inning Stats	R: 4 E: 0 K: 3 S: 20 H: 5 LOB: 2 BB: 1 P: 34	R: 0 E: 0 K: 1 S: 7 H: 0 LOB: 0 BB: 0 P: 9	R: 0 E: 0 K: 0 S: 7 H: 1 LOB: 0 BB: 0 P: 11	R: 1 E: 0 K: 0 S: 12 H: 2 LOB: 1 BB: 1 P: 17	R: 0 E: 0 K: 2 S: 11 H: 2 LOB: 2 BB: 0 P: 21	R: 0 E: 0 K: 1 S: 10 H: 2 LOB: 2 BB: 0 P: 15	R: 0 E: 0 K: 0 S: 7 H: 0 LOB: 0 BB: 0 P: 14	R: 4 E: 1 K: 0 S: 17 H: 4 LOB: 2 BB: 1 P: 25		1B: 12 2B: 2 3B: 0 HR: 2 SF: 0 SAC: 0 DP: 2 HBP: 0					WP: 0 PB: 0 SB: 0 CS: 0 PA: 41	

	AB	38
	R	9
	H	16
	RBI	9
	BB	3
	SO	7
	LOB	22

PITCHER		IP	WLS	BF	H	R	ER	SO	BB	IBB	HBP	BLK	WP	HR	S	P	ERA	WHIP
32 Michael Fulmer, R ERA: 6.3	(1, 1)	5.0	L	25	10	5	5	6	2	0	0	0	0	2	57	92	9.00	2.400
54 Drew VerHagen, R ERA: 6.23	(6, 1)	2.0		8	2	0	0	1	0	0	0	0	0	0	17	29	0.00	1.000
30 Alex Wilson, R ERA: 2.25	(8, 1)	0.0		4	3	4	2	0	1	0	0	0	0	0	7	12	∞	∞
65 Blaine Hardy, L ERA: 2.45	(8, 1)	1.0		4	1	0	0	0	0	0	0	0	0	0	10	13	0.00	1.000

PITCHER	IP	WLS	BF	H	R	ER	SO	BB	IBB	HBP	BLK	WP	HR	S	P	ERA	WHIP

Kansas City Royals @ Cleveland Indians

Progressive Field, Cleveland, OH

Fri May 06 2016, 7:11 PM - 9:55 PM EDT

Att. 13,587 - Clear - 57 F

TOP

livebaseballscorecards.com

Batter	1	2	3	4	5	6	7	8	9	AB	R	H	RBI	BB	SO	LOB
2 Alcides Escobar, R (1, 6) OBP: 0.294, SLG: 0.319	X FF 92 0-0 ① F8			B FF 92 C SL 82 X CH 84 1-1 ① F8		1 SAFE S FF 93 F FF 94 B SI 93 C FF 94 1-3 ② K		F FC 92 B FF 94 B FC 92 X FC 90 2-1 6 FC4-6 1B		4	0	1	0	0	1	1
6 Lorenzo Cain, R (1, 8) OBP: 0.304, SLG: 0.301	C FF 94 F FF 94 F FF 95 X FF 95 0-2 25 CS 1B			C SL 83 X SL 82 0-1 ② G4-3		B SL 82 F FF 95 B CH 84 X SI 94 2-1 1-2 1B		B FC 93 X SI 94 1-0 ③ FC4-6 1-2f		4	0	2	0	0	0	1
35 Eric Hosmer, L (1, 3) OBP: 0.377, SLG: 0.509	C FF 94 S CH 86 F FF 95 S CH 85 0-3 ② K			B FF 94 B CH 85 S FF 96 S CH 87 C FF 95 2-3 ③ K		C FF 93 F CH 85 F FF 96 B FF 94 B SL 83 X CH 86 2-2 ③ F8			B FF 88 C FF 90 X CH 83 1-1 4 WP 4 1B 1B	4	1	1	0	0	2	3
25 Kendrys Morales, S (1, 10) OBP: 0.248, SLG: 0.308	B FF 95 F FF 92 C CH 85 1 SAFE 1-2 ③ CS 1-2	B CU 77 C FF 92 F FF 94 X CH 84 1-2 ① G6-3			B CU 77 F FF 93 F SL 82 S CH 86 1-3 ① K		B CU 81 C FF 94 B SL 81 X FF 94 2-1 14 FC6 1B		F SI 90 B SL 83 C SI 90 X SI 91 1-2 ① F7	4	0	1	0	0	1	1
4 Alex Gordon, L (1, 7) OBP: 0.330, SLG: 0.312		C FF 94 S FF 94 S FF 95 0-3 ② K			B FF 94 S SI 94 C FF 96 B FF 96 B FF 95 B FF 96 4-2 BB		C FF 93 S CH 86 0-3 ① K		C FF 91 B CH 83 X SI 91 1-1 13 FC5-4 1-H 1B	3	0	1	1	1	2	1
13 Salvador Perez, R (1, 2) OBP: 0.268, SLG: 0.451		X FF 94 0-0 ③ G6-3			S SL 84 F SI 95 B FF 95 S CH 86 1-3 ② K		F FF 94 F CH 86 B FF 95 B FF 95 B SL 85 F FF 96 C FF 95 3-3 ② K		C SI 90 F FF 90 X SI 91 0-2 ② FC5-4 24 1B 14 1B 1-2f	4	0	0	0	0	2	3
14 Omar Infante, R (1, 4) OBP: 0.284, SLG: 0.326			B FF 93 B FF 94 C FF 92 F FF 95 X FF 95 2-2 ① G4-3		F FF 94 X SL 83 0-1 ③ L9		B FF 94 X SI 94 1-0 ③ FC6 1-2f		C FF 90 B SL 84 C FF 90 B FF 91 B SI 90 X SI 90 3-2 24 1B 1-2 1B	4	0	1	0	0	0	2
24 Christian Colón, R (1, 5) OBP: 0.308, SLG: 0.292			C SL 83 L FF 94 F SI 96 X CH 87 0-2 ② G5-3			C FF 92 X CH 84 0-1 1 FC4-6 1B		B SI 91 C SI 93 X SI 92 1-1 ① G4-3	C SI 90 B SL 84 X SI 90 1-1 1 FC4-6 1-2 2-3 1B	4	0	2	0	0	0	0
1 Jarrod Dyson, L (1, 9) OBP: 0.300, SLG: 0.267			S FF 94 B FF 96 B CH 85 C FF 96 T FF 96 2-2 ③ K			B FF 92 B FF 94 C FF 94 F FF 94 X FF 95 2-2 ① FC4-6 6 1B 1-2f		B FF 93 B FF 93 B FF 95 C FF 95 C SI 93 X FF 94 3-2 ② F8	B FF 90 F FF 90 X SI 90 1-1 ③ FC4-6 1-2f	4	0	0	0	0	1	4
Inning Stats	R: 0 E: 0 K: 1 S: 11 H: 1 LOB: 0 BB: 0 P: 12	R: 0 E: 0 K: 1 S: 7 H: 0 LOB: 0 BB: 0 P: 8	R: 0 E: 0 K: 1 S: 10 H: 0 LOB: 0 BB: 0 P: 14	R: 0 E: 0 K: 1 S: 7 H: 0 LOB: 0 BB: 0 P: 10	R: 0 E: 0 K: 2 S: 10 H: 0 LOB: 1 BB: 1 P: 16	R: 0 E: 0 K: 1 S: 14 H: 2 LOB: 2 BB: 0 P: 21	R: 0 E: 0 K: 2 S: 10 H: 1 LOB: 1 BB: 0 P: 16	R: 0 E: 0 K: 0 S: 8 H: 1 LOB: 1 BB: 0 P: 15	R: 1 E: 0 K: 0 S: 17 H: 4 LOB: 3 BB: 0 P: 25	1B: 9 2B: 0 3B: 0 HR: 0 SF: 0 SAC: 0 DP: 0 HBP: 0						

	AB	35
	R	1
	H	9
	RBI	1
	BB	1
	SO	9
	LOB	16

WP: 1 PA: 37
PB: 0
SB: 0
CS: 1

PITCHER		IP	WLS	BF	H	R	ER	SO	BB	IBB	HBP	BLK	WP	HR	S	P	ERA	WHIP
31 Danny Salazar, R ERA: 1.91	(1, 1)	7.2	W	27	4	0	0	9	1	0	0	0	0	0	74	106	0.00	0.652
48 Tommy Hunter, R ERA: 3.86	(8, 1)	0.1		2	1	0	0	0	0	0	0	0	0	0	3	6	0.00	3.000
61 Dan Otero, R ERA: 1.23	(9, 1)	1.0		7	4	1	1	0	0	0	0	0	1	0	17	25	9.00	4.000

PITCHER	IP	WLS	BF	H	R	ER	SO	BB	IBB	HBP	BLK	WP	HR	S	P	ERA	WHIP

Batter	1	2	3	4	5	6	7	8	9	AB	R	H	RBI	BB	SO	LOB
41 Carlos Santana, S (1, 10) OBP: 0.346, SLG: 0.444	C FF 94 B CU 80 C FF 94 X CU 82 1-2 P6 ①	C CH 82 B CH 83 B CU 79 D SI 92 S CH 90 B CH 82 4-2 22 G4-6-3 1-2 BB	S CH 90 B CH 90 F CU 77 S CH 82 1-3 K ③		B SL 83 C SL 83 B CH 83 F SL 83 X FF 92 2-2 F9 ③			X SI 90 0-0 G6-4-3 1-2f ② ③		4	0	0	0	1	1	3
22 Jason Kipnis, L (1, 4) OBP: 0.313, SLG: 0.404	C FF 93 X CH 86 0-1 23 BB 12 1B 26 G6-3 1B	B CU 77 X FC 90 1-0 G4-6-3 1-2f ② ③		C CU 75 B CU 76 B CH 81 X CH 89 2-1 G6-3 ①		C FF 89 X CU 74 0-1 L8 ①				4	1	1	0	0	0	2
12 Francisco Lindor, S (1, 6) OBP: 0.381, SLG: 0.426	B FF 94 B FF 94 B SI 94 C FF 93 X SI 94 3-1 26 G6-3 23 BB 1-2 1B		C CH 89 B FC 91 F FC 90 X CU 79 1-2 23 BB 26 1B 1B	C CU 76 B CU 79 B FC 91 X CH 82 2-1 F7 ②		C SI 90 X CH 85 0-1 23 F1-6-3 1B				4	1	3	0	0	0	0
23 Michael Brantley, L (1, 7) OBP: 0.314, SLG: 0.323	B CH 83 B FF 94 B FF 95 B FF 94 4-0 26 G6-3 1-2 2-3 BB		B FC 91 1 SAFE B CH 80 B CH 91 B FC 90 4-0 10 FC9-6 26 1B 11 2B 1-2 BB	B CH 88 C CU 77 F FC 91 F CH 83 F CH 83 F FC 90 F CH 89 F CH 80 C CU 79 1-3 K ③		F CU 74 F SL 84 X FF 91 0-2 F1-6-3 1-2 ② ③				2	1	0	0	2	1	1
26 Mike Napoli, R (1, 3) OBP: 0.290, SLG: 0.462	C FF 94 F SI 94 F CU 82 X CH 86 0-2 G6-3 1-2 2-3 3-H ②		X SI 94 0-0 10 FC9-6 1-2 2-H 1B		F SI 93 B SI 93 B CH 84 B SI 93 X SI 92 3-1 20 G6-3 8 BB 11 2B 1B		C SI 90 S FF 91 B SI 93 F FF 91 B CH 82 F CU 74 S CH 83 2-3 K ①			4	1	2	2	0	1	2
10 Yan Gomes, R (1, 2) OBP: 0.217, SLG: 0.354	B FF 96 B CH 84 F FF 95 T CU 82 B CU 82 B FF 94 4-2 8 FC6 BB		F SI 92 F FC 92 X CH 85 0-2 FC9-6 8 BB 11 2B 1-2f 2-3 ①		C SI 92 D SL 84 F SL 84 B FF 93 C SI 93 2-3 K ①		X CU 75 0-0 G5-3 ②			3	1	0	0	1	1	3
8 Lonnie Chisenhall, L (1, 9) OBP: 0.278, SLG: 0.324	C CH 83 F FF 94 F FF 95 F CU 82 F CU 81 F CH 84 F CU 82 D CH 85 X CH 85 1-2 FC6 1-2f ③		S CU 79 S CH 84 B SI 94 B CU 82 F CH 83 F CH 83 D FC 92 F CH 83 B FC 90 4-2 11 2B 1-2 BB		B FF 93 B FF 92 B FF 92 B FF 92 4-0 20 G6-3 11 2B 1-2 BB		B SI 92 S SL 84 F SL 83 B CU 78 F FF 92 X SI 94 2-2 G4-3 ③			2	2	0	0	2	0	3
20 Rajai Davis, R (1, 8) OBP: 0.304, SLG: 0.405		B FC 90 F FC 91 B SI 93 F CH 83 S CU 81 2-3 K ①	X CU 78 0-0 L1 ②		C SI 92 B FF 92 S CH 83 X CH 82 1-2 G6-3 1-2 2-3 ②			S CH 83 X SL 83 0-1 P3 ①		4	0	0	0	0	1	5
11 José Ramírez, S (1, 5) OBP: 0.361, SLG: 0.456		B CU 78 B FC 91 X CH 90 2-0 41 BB 1B	B FF 95 B FC 92 C CH 89 X FC 91 2-1 1-H 2-H 3-H 2B		B FF 93 X SI 92 1-0 2-H 3-H 2B			B SI 90 C SL 83 B CU 74 B CH 82 B SI 90 4-1 41 G6-4-3 BB		3	0	3	5	1	0	0
Inning Stats	R: 1 E: 0 K: 0 S: 21 H: 2 LOB: 3 BB: 2 P: 34	R: 0 E: 0 K: 1 S: 7 H: 1 LOB: 1 BB: 1 P: 16	R: 4 E: 0 K: 1 S: 18 H: 3 LOB: 1 BB: 2 P: 30	R: 0 E: 0 K: 1 S: 12 H: 0 LOB: 0 BB: 0 P: 17	R: 2 E: 0 K: 1 S: 12 H: 2 LOB: 1 BB: 1 P: 25	R: 0 E: 0 K: 0 S: 7 H: 1 LOB: 0 BB: 0 P: 7	R: 0 E: 0 K: 1 S: 10 H: 0 LOB: 0 BB: 0 P: 14	R: 0 E: 0 K: 0 S: 4 H: 0 LOB: 0 BB: 1 P: 8		1B: 7 2B: 2 3B: 0 HR: 0 SF: 0 SAC: 0 DP: 3 HBP: 0		WP: 0 PB: 0 SB: 0 CS: 0 PA: 37	

PITCHER	IP	WLS	BF	H	R	ER	SO	BB	IBB	HBP	BLK	WP	HR	S	P	ERA	WHIP
30 Yordano Ventura, R (1, 1) ERA: 4.65	4.0	L	22	6	5	5	3	5	0	0	0	0	0	58	97	11.25	2.750
33 Brian Flynn, L (5, 1) ERA: 4.5	4.0		15	3	2	2	2	2	0	0	0	0	0	33	54	4.50	1.250

PITCHER	IP	WLS	BF	H	R	ER	SO	BB	IBB	HBP	BLK	WP	HR	S	P	ERA	WHIP

BOTTOM

Kansas City Royals @ Cleveland Indians

Progressive Field, Cleveland, OH

Fri May 06 2016, 7:11 PM - 9:55 PM EDT

Att. 13,587 - Clear - 57 F

livebaseballscorecards.com

AB	30
R	7
H	9
RBI	7
BB	7
SO	5
LOB	19

Batter	1	2	3	4	5	6	7	8	9	AB	R	H	RBI	BB	SO	LOB
2 Alcides Escobar, R (1, 6) OBP: 0.298, SLG: 0.323	C FF 93 B FF 94 X FF 96 1-1 ① G4-3		S CU 77 X FF 94 0-1 6 G4-6-3 1B		D FC 91 X FF 94 1-0 ② G3-1 2-3			C SI 90 B CU 83 B CU 82 B SI 92 X SI 89 3-1 6 1B 35 2B 1B	X SI 89 0-0 ② L8	5	1	2	0	0	0	1
6 Lorenzo Cain, R (1, 8) OBP: 0.308, SLG: 0.306	B FF 96 X FF 94 1-0 35 1B 25 HR 1B		1 SAFE C CH 84 X FF 93 0-1 ① ② G4-6-3 1-2f		C FC 90 B CH 85 F FF 94 X CH 85 1-2 ③ G6-3			B SI 90 X CU 81 1-0 35 2B 25 1B 1-2 1B	X SI 89 0-0 ③ G3-1	5	2	2	0	0	0	2
35 Eric Hosmer, L (1, 3) OBP: 0.381, SLG: 0.518	F FF 93 B FF 96 B FF 95 S CH 86 B FF 96 1 SAFE F FF 95 1 SAFE X FF 95 3-2 25 HR 1-3 1B		B CU 79 C FF 93 B FF 94 F FF 95 S CH 86 2-3 ③ K			F FF 86 B FF 88 B SL 77 S FF 88 X FF 89 2-2 ① G5-3		B SI 90 T SI 90 1 SAFE C SI 90 D CU 80 F FF 90 X CU 82 2-2 25 1B 19 1B 1-3 2-H 2B		4	2	2	1	0	1	0
25 Kendrys Morales, S (1, 10) OBP: 0.256, SLG: 0.343	F CH 86 S CH 86 X FC 91 0-2 1-H 3-H HR			C FF 92 X CU 77 0-1 ① F7		F FF 87 F CH 79 X FF 88 0-2 ② F9		B CH 84 S CU 81 X FF 89 1-1 19 1B 2-3 3-H 1B		4	1	2	4	0	0	0
4 Alex Gordon, L (1, 7) OBP: 0.336, SLG: 0.313	C FF 94 S FF 94 X FF 94 0-2 ② F7			C CU 80 C CH 85 B CH 86 B CH 86 F CH 85 F FF 94 B FF 94 F FF 94 B CH 86 4-2 13 G4-6-3 BB		C SL 78 C FF 88 B SL 81 F SL 77 X FF 88 1-2 13 S 1B			S SI 88 F FF 90 B FF 89 S SL 83 1-3 ① K		3	0	1	0	1	1	2
13 Salvador Perez, R (1, 2) OBP: 0.257, SLG: 0.432	X FF 95 0-0 ③ G6-3			F FF 94 F CH 86 B FF 94 X CH 86 1-2 ② ③ G4-6-3 1-2f		1 SAFE C SL 86 F FF 94 B FF 94 B FF 93 F SL 86 S SL 86 2-3 ③ K 1-2		S SL 83 B SL 82 F SI 89 C SI 90 1-3 ② K		4	0	0	0	0	2	4
19 Cheslor Cuthbert, R (1, 5) OBP: 0.250, SLG: 0.250		B FF 93 C FF 93 F FF 94 X CH 87 1-2 ① G6-3			B FC 89 F FF 94 F FF 93 B FF 93 B CU 81 X FF 94 3-2 ① L7		C FF 91 B SL 86 S SL 85 F FF 93 B SL 86 S SL 84 2-3 ① K	C CU 80 B SI 89 B SI 89 X SL 82 2-1 1-2 3-H 1B		4	0	1	1	0	1	0
24 Christian Colón, R (1, 4) OBP: 0.300, SLG: 0.286		C FF 94 B FC 91 X FF 94 1-1 ② P3			X FF 94 0-0 1 WP 1 2B 1B		B CU 79 X FF 93 1-0 ② G4-3	B SL 83 C SI 88 B SI 89 X SI 89 2-1 ③ G5-3		4	1	1	0	0	0	2
1 Jarrod Dyson, L (1, 9) OBP: 0.296, SLG: 0.286		B FF 94 F CH 84 C FF 93 S CH 86 1-3 ③ K			B CH 84 X FF 94 1-0 2 G3-1 1-H 2B		B SI 92 X FF 92 1-0 ③ G3		C SI 88 B CU 75 X SI 89 1-1 ① L7	4	0	1	1	0	1	0
Inning Stats	R: 3 H: 3 E: 0 LOB: 0 K: 0 BB: 0 S: 14 P: 19	R: 0 H: 0 E: 0 LOB: 0 K: 1 BB: 0 S: 8 P: 11	R: 0 H: 1 E: 0 LOB: 0 K: 1 BB: 0 S: 7 P: 9	R: 0 H: 0 E: 0 LOB: 0 K: 0 BB: 1 S: 10 P: 15	R: 1 H: 2 E: 0 LOB: 1 K: 0 BB: 0 S: 9 P: 15	R: 0 H: 1 E: 0 LOB: 1 K: 1 BB: 0 S: 14 P: 19	R: 0 H: 0 E: 0 LOB: 0 K: 1 BB: 0 S: 6 P: 10	R: 3 H: 5 E: 0 LOB: 2 K: 2 BB: 0 S: 19 P: 32	R: 0 H: 0 E: 0 LOB: 0 K: 0 BB: 0 S: 4 P: 5	1B: 9 SF: 0 2B: 2 SAC: 0 3B: 0 DP: 2 HR: 1 HBP: 0						

Kansas City Royals @ Cleveland Indians

Progressive Field, Cleveland, OH

Sat May 07 2016, 4:11 PM - 6:51 PM EDT

Att. 17,302 - Overcast - 69 F

TOP

livebaseballscorecards.com

AB	37
R	7
H	12
RBI	7
BB	1
SO	6
LOB	11

PITCHER		IP	WLS	BF	H	R	ER	SO	BB	IBB	HBP	BLK	WP	HR	S	P	ERA	WHIP
56 Cody Anderson, R ERA: 7.56	(1, 1)	5.0	L	20	6	4	4	2	1	0	0	0	1	1	48	69	7.20	1.400
57 Kyle Crockett, L ERA:	(6, 1)	0.2		3	1	0	0	0	0	0	0	0	0	0	10	13	0.00	1.500
62 Joba Chamberlain, R ERA: 0.96	(6, 1)	1.1		4	0	0	0	2	0	0	0	0	0	0	10	16	0.00	0.000
53 Jeff Manship, R ERA: 3.68	(8, 1)	0.0		4	4	3	3	0	0	0	0	0	0	0	9	16	∞	∞
61 Dan Otero, R ERA: 0.96	(8, 1)	2.0		7	1	0	0	2	0	0	0	0	0	0	14	21	0.00	0.500

PITCHER	IP	WLS	BF	H	R	ER	SO	BB	IBB	HBP	BLK	WP	HR	S	P	ERA	WHIP

WP: 1 PA: 38
PB: 0
SB: 1
CS: 0

Batter	1	2	3	4	5	6	7	8	9	AB	R	H	RBI	BB	SO	LOB
20 Rajai Davis, R (1, 8) (9, 7) OBP: 0.301, SLG: 0.397	C FF 88 B SL 85 B FF 90 X FF 90 2-1 12 1B 12 S 1B		B SL 85 F FF 90 B SL 84 S CH 82 B FF 91 X CH 82 3-2 ② G5-3			F FF 89 D SL 85 S CH 83 F CH 83 F FF 92 X FF 91 1-2 ①② G1-4-3 1-2f		C FF 97 B SL 82 F SI 96 B FF 98 S SL 82 2-3 ① K		4	0	1	0	0	1	2
22 Jason Kipnis, L (1, 4) OBP: 0.319, SLG: 0.411 38 Chris Gimenez, R (9, 2) OBP: 0.500, SLG: 1.333	B FF 89 C FF 89 X CH 83 1-1 ① L8		B KC 76 C CH 83 C SL 84 C FF 91 1-3 ③ K			B SI 92 B FF 90 C FF 91 B FF 91 B CH 84 4-1 26 BB 12 1B BB		B FF 97 C FF 96 B FF 97 X SI 96 2-1 12 L3-6 1-3 2B		3 0	0 0	1 0	0 0	1 0	1 0	1 0
12 Francisco Lindor, S (1, 6) OBP: 0.385, SLG: 0.429	1 SAFE C FF 88 X CH 82 0-1 1-3 1B			C FF 90 F KC 76 X KC 76 0-2 ① G6-3		X FF 91 0-0 26 BB 1-2 1B		B FF 98 X CU 80 1-0 ②③ L3-6 2-2		4	0	2	0	0	0	2
26 Mike Napoli, R (1, 10) OBP: 0.288, SLG: 0.448	B FF 90 C SI 90 D CH 82 C CH 86 B FF 89 1 SAFE S FF 90 3-3 ② K			F SL 84 S FF 90 B FF 91 B FF 89 F FF 90 B CH 82 S FF 92 3-3 ② K		B FF 91 B FF 88 S SL 85 C FF 91 B SL 86 F CH 84 B FF 92 4-2 1-2 2-3 BB			B FF 91 X FF 91 1-0 ① F9	3	0	0	0	1	2	2
41 Carlos Santana, S (1, 3) OBP: 0.333, SLG: 0.426	C FF 89 B FF 90 X FF 90 1-1 ③ F7			X FF 92 0-0 ③ G3		X FF 91 0-0 ③ G3			B FF 90 C FF 90 S FF 92 X CU 71 1-2 ② G3	4	0	0	0	0	0	5
10 Yan Gomes, R (1, 2) OBP: 0.209, SLG: 0.341 8 Lonnie Chisenhall, L (9, 8) OBP: 0.270, SLG: 0.314		F FF 90 F FF 90 X KC 76 0-2 ① L7			C FF 90 F SL 84 C FF 91 0-3 ① K		B SL 84 B SL 84 F FF 90 B FF 91 X FF 91 3-1 ① F8		B FF 92 F FF 90 B CU 70 F FC 91 X CH 82 2-2 ③ G1-3	3 1	0 0	0 0	0 0	0 0	1 0	0 0
6 Marlon Byrd, R (1, 9) OBP: 0.304, SLG: 0.377		B FF 91 B SL 88 F FF 91 X SL 85 2-1 ② L9			B FF 90 B SL 84 B SL 85 C FF 90 F FF 92 S FF 91 3-3 ② K		F FF 91 X FF 89 0-1 ② G6-3			3	0	0	0	0	1	0
11 José Ramírez, S (1, 7) (9, 4) OBP: 0.347, SLG: 0.437		C FF 90 C FF 91 X FF 91 0-2 ③ P2			C KC 77 B SL 86 B CH 81 X FF 90 2-1 ③ F7		C FF 91 B KC 77 B KC 76 X FF 92 2-1 ③ G3			3	0	0	0	0	0	0
4 Juan Uribe, R (1, 5) OBP: 0.347, SLG: 0.344			F FF 90 F CH 81 F FF 90 B FF 90 B CH 81 C FF 92 2-3 ① K			B FF 89 S SL 84 F FF 89 X FF 90 1-2 20 G1-4-3 1B		C SI 96 X SI 98 0-1 22 2B 1B		3	0	2	0	0	1	0
Inning Stats	R: 0 E: 0 K: 1 S: 11 H: 2 LOB: 2 BB: 0 P: 18	R: 0 E: 0 K: 0 S: 8 H: 0 LOB: 0 BB: 0 P: 10	R: 0 E: 0 K: 2 S: 10 H: 0 LOB: 0 BB: 0 P: 16	R: 0 E: 0 K: 1 S: 8 H: 0 LOB: 0 BB: 0 P: 11	R: 0 E: 0 K: 2 S: 8 H: 0 LOB: 0 BB: 0 P: 13	R: 0 E: 0 K: 0 S: 14 H: 2 LOB: 3 BB: 2 P: 24	R: 0 E: 0 K: 0 S: 6 H: 0 LOB: 0 BB: 0 P: 11	R: 0 E: 0 K: 1 S: 8 H: 2 LOB: 1 BB: 0 P: 13	R: 0 E: 0 K: 0 S: 7 H: 0 LOB: 0 BB: 0 P: 11	1B: 5 2B: 2 3B: 0 HR: 0	SF: 0 SAC: 0 DP: 2 HBP: 0		WP: 0 PB: 0 SB: 1 CS: 0	PA: 33			

PITCHER	IP	WLS	BF	H	R	ER	SO	BB	IBB	HBP	BLK	WP	HR	S	P	ERA	WHIP
31 Ian Kennedy, R (1, 1) ERA: 2.13	7.0	W	26	4	0	0	6	2	0	0	0	0	0	65	103	0.00	0.857
40 Kelvin Herrera, R (8, 1) ERA:	1.0		4	2	0	0	1	0	0	0	0	0	0	8	13	0.00	2.000
48 Joakim Soria, R (9, 1) ERA: 4.4	1.0		3	0	0	0	0	0	0	0	0	0	0	7	11	0.00	0.000

PITCHER	IP	WLS	BF	H	R	ER	SO	BB	IBB	HBP	BLK	WP	HR	S	P	ERA	WHIP

BOTTOM

Kansas City Royals @ Cleveland Indians

Progressive Field, Cleveland, OH

Sat May 07 2016, 4:11 PM - 6:51 PM EDT

Att. 17,302 - Overcast - 69 F

livebaseballscorecards.com

AB	31
R	0
H	6
RBI	0
BB	2
SO	7
LOB	12

Batter	1	2	3	4	5	6	7	8	9	AB	R	H	RBI	BB	SO	LOB
2 Alcides Escobar, R (1, 6) OBP: 0.289, SLG: 0.313	B FC 84 X FF 88 1-0 ① F9		X FC 82 0-0 ③ FC6-4 1-2f		B SI 86 C FC 86 F CU 73 B FC 82 F FF 87 F FC 82 X CU 74 2-2 ② G5-3		B SL 80 F FC 91 X FC 93 1-1 ②③ G4-6-3 1-2f			4	0	0	0	0	0	3
6 Lorenzo Cain, R (1, 8) OBP: 0.314, SLG: 0.321	B FF 89 B FF 88 S FC 85 B FF 88 X FF 87 3-1 ② 1B			B FF 86 B FF 86 C FF 86 B FC 83 X FC 82 3-1 35 HR 2B	B FF 87 X FC 82 1-0 ③ F8			B FC 94 C SL 80 F SL 80 S FC 94 1-3 ① K		4	1	2	0	0	1	0
35 Eric Hosmer, L (1, 3) OBP: 0.385, SLG: 0.540	X FF 90 0-0 ③ G6-3			C FC 82 S FF 86 F CU 74 F FF 86 B FC 86 B FC 83 D CU 73 X FC 82 3-2 2-H HR		B FF 86 X FF 86 1-0 ① F8		C FC 93 B SL 83 C FC 93 B FC 92 B FC 93 F FC 92 F FC 94 B SL 82 4-2 25 CS BB		3	1	1	2	1	0	0
25 Kendrys Morales, S (1, 10) OBP: 0.248, SLG: 0.330		C FF 86 F CH 82 X FC 84 0-2 ① G6-3		C CU 74 B FF 88 X CH 83 1-1 ① L7		C CH 82 C FC 84 X FF 86 0-2 ② G4-3		B FC 94 F FC 92 T FC 92 S FC 93 1-3 ②③ K 1-2		4	0	0	0	0	1	1
4 Alex Gordon, L (1, 7) OBP: 0.333, SLG: 0.310		B CU 74 X FF 87 1-0 ② L7		B CH 82 X FF 87 1-0 13 2B 1B		F FF 86 B CU 76 F FC 84 S CU 74 1-3 ③ K			B FF 95 X FF 94 1-0 ① F8	4	1	1	0	0	1	0
13 Salvador Perez, R (1, 2) OBP: 0.267, SLG: 0.455		B FF 88 C FC 84 B FF 88 X FF 87 2-1 ③ G5-3		1 SAFE B FC 83 1 SAFE X FC 85 1-0 1-H 2B			C CU 74 F CH 82 F FF 87 B FC 84 X FC 83 1-2 24 2B 2B		C KC 83 S KC 83 B KC 84 C KC 83 1-3 ② K	4	1	2	1	0	1	0
19 Cheslor Cuthbert, R (1, 5) OBP: 0.250, SLG: 0.250			C FC 82 X FF 86 0-1 ① G5-3	C FF 87 F FC 83 S FC 83 0-3 ② K			B FF 93 F FF 94 C FF 93 X CU 80 1-2 24 2B 1 FC6-2 1B		C FF 96 S KC 84 X KC 84 0-2 ③ L6	4	0	1	0	0	1	1
24 Christian Colón, R (1, 4) OBP: 0.303, SLG: 0.323			C SI 86 B FF 88 C CU 74 B FC 83 F FF 87 C FC 83 2-3 ② K	S CU 75 D FC 82 X FF 87 1-1 ③ F8			B FF 94 X FF 93 1-0 1-3 2-H 2B			3	0	1	1	0	1	1
1 Jarrod Dyson, L (1, 9) OBP: 0.298, SLG: 0.288			B FF 88 B CH 83 C FC 86 B FC 83 X CH 84 3-1 2 FC6-4 1B		X CH 84 0-0 ① B1		B FF 94 X FF 93 1-0 ① FC6-2 2 G4-6-3 3-H			3	0	1	0	0	0	2
Inning Stats	R: 0 E: 0 K: 0 S: 4 H: 1 LOB: 0 BB: 0 P: 8	R: 0 E: 0 K: 0 S: 6 H: 0 LOB: 0 BB: 0 P: 9	R: 0 E: 0 K: 1 S: 9 H: 1 LOB: 1 BB: 0 P: 14	R: 3 E: 0 K: 1 S: 16 H: 4 LOB: 1 BB: 0 P: 26	R: 0 E: 0 K: 0 S: 7 H: 0 LOB: 0 BB: 0 P: 10	R: 0 E: 0 K: 1 S: 7 H: 0 LOB: 0 BB: 0 P: 9	R: 1 E: 0 K: 0 S: 11 H: 3 LOB: 1 BB: 0 P: 16	R: 0 E: 0 K: 2 S: 10 H: 0 LOB: 1 BB: 1 P: 16	R: 0 E: 0 K: 1 S: 7 H: 0 LOB: 0 BB: 0 P: 9	1B: 4 2B: 5 3B: 0 HR: 1	SF: 0 SAC: 0 DP: 2 HBP: 0					

PITCHER		IP	WLS	BF	H	R	ER	SO	BB	IBB	HBP	BLK	WP	HR	S	P	ERA	WHIP
43 Josh Tomlin, R ERA: 3.72	(1, 1)	6.0	W	24	7	4	4	3	0	0	0	0	0	1	53	81	6.00	1.167
34 Zach McAllister, R ERA: 1.59	(7, 1)	0.1	H	3	2	0	0	0	0	0	0	0	0	0	5	8	0.00	6.000
27 Bryan Shaw, R ERA: 7.11	(7, 1)	1.2	H	4	0	0	0	2	1	0	0	0	0	0	12	19	0.00	0.600
37 Cody Allen, R ERA: 5.84	(9, 1)	1.0	S	3	0	0	0	1	0	0	0	0	0	0	7	9	0.00	0.000

PITCHER	IP	WLS	BF	H	R	ER	SO	BB	IBB	HBP	BLK	WP	HR	S	P	ERA	WHIP

TOP

Kansas City Royals @ Cleveland Indians

Progressive Field, Cleveland, OH

Sun May 08 2016, 1:11 PM - 4:08 PM EDT

Att. 14,463 - Sunny - 57 F

livebaseballscorecards.com

AB	33
R	4
H	9
RBI	4
BB	1
SO	6
LOB	8

Batter	1	2	3	4	5	6	7	8	9	AB	R	H	RBI	BB	SO	LOB
41 Carlos Santana, S (1, 10) OBP: 0.336, SLG: 0.449	C SI 91 X SI 92 0-1 HR		B KC 80 C CH 83 C KC 79 B CH 85 F KC 80 B KC 80 X KC 79 3-2 E6 12 BB	F FF 94 B KC 81 F KC 81 D KC 82 B SI 95 D KC 81 4-2 BB	B SI 95 B CH 86 F FF 95 F FF 96 X FF 96 2-2 ③ G5-3			B CU 71 C FF 92 B FF 92 B FF 91 X FF 92 3-1 ③ G6-3		4	1	1	1	1	0	2
22 Jason Kipnis, L (1, 4) OBP: 0.309, SLG: 0.396	C SI 92 F SI 93 B SI 93 F KC 78 F KC 80 B CH 83 F KC 79 F SI 93 S SI 93 2-3 ① K		1 SAFE C SI 93 F CH 82 S SI 93 0-3 ② K	B KC 78 D KC 80 X SI 92 2-0 ③ G4-3		B FF 94 C FF 93 T FF 93 F FF 94 F CU 84 S FF 95 1-3 ① K				4	0	0	0	0	3	4
12 Francisco Lindor, S (1, 6) OBP: 0.388, SLG: 0.426	C KC 77 C SI 93 S FF 94 0-3 ② K		1 SAFE B CH 82 C KC 80 B KC 78 B CH 82 B FF 93 4-1 1-2 BB		C KC 78 X KC 78 0-1 23 S 23 1B 1B	X SI 95 0-0 ② G6-3				3	1	1	0	1	1	0
23 Michael Brantley, L (1, 7) OBP: 0.308, SLG: 0.314	B FF 93 C SI 93 F SI 94 X KC 80 1-2 ③ G4-3		C SI 94 B FF 93 F SI 92 B SI 94 X KC 81 2-2 ③ L8		B SI 91 1 SAFE F FF 92 1 SAFE B FF 92 F CH 81 X SI 93 2-2 10 FC4-6 26 BB 8 1B 1-H 1B	C FF 95 C SI 94 B CH 87 S FF 96 1-3 ③ K				4	1	1	1	0	1	2
26 Mike Napoli, R (1, 3) OBP: 0.296, SLG: 0.475		B FF 92 F SI 92 C CH 83 X CH 83 1-2 ① F9		F FF 89 B CH 82 C FF 91 B SI 91 B CH 83 X FF 92 3-2 HR	S CH 82 B KC 79 B CH 82 B SI 93 B SI 92 4-1 10 FC4-6 1-2 BB		B KC 76 S FC 86 S FC 86 B FF 93 X FC 87 2-2 ① G6-3			3	1	1	1	1	0	0
10 Yan Gomes, R (1, 2) OBP: 0.211, SLG: 0.329		B FF 93 B FF 93 F SI 93 B SI 93 F FF 93 B SI 95 4-2 BB	C KC 79 B KC 79 B CH 81 X FF 91 2-1 ① F9		X SI 93 0-0 ① FC4-6 8 1B 6 2B 1-2f 2-3		B FC 87 X FF 92 1-0 ② F8			3	1	0	0	1	0	2
8 Lonnie Chisenhall, L (1, 8) (8, 9) OBP: 0.293, SLG: 0.333	F FF 94 F CH 84 F FF 94 X KC 80 0-2 ② P4		F FF 92 B SI 93 F KC 78 X FF 93 1-2 4 G5-3 6 1B 1B		C KC 79 B CH 83 S FF 92 X KC 81 1-2 6 2B 4 FC6-2 1-2 3-H 1B		S FF 94 F FF 93 S FC 88 0-3 ③ K			4	0	2	1	0	1	1
6 Marlon Byrd, R (1, 9) OBP: 0.319, SLG: 0.406 20 Rajai Davis, R (8, 8) OBP: 0.298, SLG: 0.392	1 SAFE B SI 95 S CH 83 F CH 83 B KC 82 X CH 84 2-2 ③ G5-3			X SI 93 0-0 4 G5-3 1-2 1B	S SI 95 B SI 96 S SI 94 X SI 95 1-2 4 FC6-2 1-3 2-H 2B			S FC 91 F SL 81 B SL 80 F FC 92 C FF 91 1-3 ① K		3 1	0 0	2 0	1 0	0 0	0 1	1 0
4 Juan Uribe, R (1, 5) OBP: 0.329, SLG: 0.323 11 José Ramírez, S (9, 5) OBP: 0.347, SLG: 0.437			F SI 90 S SI 92 B CH 82 F CH 83 B KC 81 S CH 83 2-3 ① K	X SI 93 0-0 ② G5-3 1-2 2-3	F CU 84 F FF 96 X CH 88 0-2 ② FC6-2 2-3 3-H			B SL 81 C FF 92 X CU 71 1-1 ② G5-3		4 0	0 0	0 0	0 0	0 0	1 0	4 0
Inning Stats	R: 1 E: 0 K: 2 S: 15 H: 1 LOB: 0 BB: 0 P: 18	R: 0 E: 0 K: 0 S: 12 H: 0 LOB: 1 BB: 1 P: 19	R: 0 E: 1 K: 2 S: 15 H: 0 LOB: 2 BB: 1 P: 26	R: 1 E: 0 K: 0 S: 13 H: 3 LOB: 3 BB: 1 P: 25	R: 3 E: 0 K: 0 S: 19 H: 4 LOB: 2 BB: 1 P: 29	R: 0 E: 0 K: 2 S: 9 H: 0 LOB: 0 BB: 0 P: 11	R: 0 E: 0 K: 1 S: 7 H: 0 LOB: 0 BB: 0 P: 10	R: 0 E: 0 K: 1 S: 8 H: 0 LOB: 0 BB: 0 P: 13		1B: 5 2B: 1 3B: 0 HR: 2 SF: 0 SAC: 0 DP: 0 HBP: 0					WP: 0 PB: 0 SB: 1 CS: 0 PA: 37	

PITCHER		IP	WLS	BF	H	R	ER	SO	BB	IBB	HBP	BLK	WP	HR	S	P	ERA	WHIP
36 Edinson Volquez, R ERA: 3.89	(1, 1)	4.1	L	25	7	5	5	4	4	0	0	0	0	2	65	105	10.38	2.538
41 Danny Duffy, L ERA: 3.38	(5, 1)	1.2		6	1	0	0	2	0	0	0	0	0	0	18	23	0.00	0.600
44 Luke Hochevar, R ERA: 4.38	(7, 1)	1.0		3	0	0	0	1	0	0	0	0	0	0	7	10	0.00	0.000
48 Joakim Soria, R ERA: 4.11	(8, 1)	1.0		3	0	0	0	1	0	0	0	0	0	0	8	13	0.00	0.000

PITCHER	IP	WLS	BF	H	R	ER	SO	BB	IBB	HBP	BLK	WP	HR	S	P	ERA	WHIP

BOTTOM

Kansas City Royals @ Cleveland Indians

Progressive Field, Cleveland, OH

Sun May 08 2016, 1:11 PM - 4:08 PM EDT

Att. 14,463 - Sunny - 57 F

livebaseballscorecards.com

AB	33
R	5
H	8
RBI	5
BB	4
SO	8
LOB	16

Cleveland Indians @ Houston Astros

Minute Maid Park, Houston, TX

Mon May 09 2016, 7:11 PM - 9:59 PM CDT

Att. 20,222 - Roof Closed - 73 F

TOP

livebaseballscorecards.com

Batter	1	2	3	4	5	6	7	8	9	AB	R	H	RBI	BB	SO	LOB
41 Carlos Santana, S (1, 10) OBP: 0.333, SLG: 0.441	C FF 88 B FF 90 C CU 73 S CU 74 1-3 ① **K**		B CU 73 C FF 89 X CH 83 1-1 22 CS 1B			2 SAFE B CU 72 F FC 88 B FC 88 X FF 90 2-1 ① G6-3 **2-3**		X FF 96 0-0 ② G3 **2-3**		4	0	1	0	0	1	2
22 Jason Kipnis, L (1, 4) OBP: 0.307, SLG: 0.386	B FF 88 C FF 89 X CU 74 1-1 ② G6-3		B CU 73 B CH 82 2-0 ③ CS **1-2**	B FF 88 C FF 87 B CU 72 F FF 88 B FC 87 B FF 90 4-2 23 G3 12 G3 BB		C CH 84 F FF 89 B CU 75 X CH 83 1-2 ② G3 **3-H**		C FF 95 F FF 96 S SL 86 0-3 ③ **K**		3	0	0	1	1	1	1
12 Francisco Lindor, S (1, 6) OBP: 0.376, SLG: 0.411	B CU 71 F FF 89 S CH 81 B CU 72 X FF 90 2-2 ③ G3-1			1 SAFE D CU 74 F FF 90 X CH 82 1-1 ① G3 **1-2**		B FF 89 X FF 90 1-0 ③ G3			C SI 90 B CH 84 F FC 89 B CU 79 S FC 90 2-3 ① **K**	4	0	0	0	0	1	1
23 Michael Brantley, L (1, 7) OBP: 0.279, SLG: 0.282		C FF 89 B CU 72 C CH 81 X CU 73 1-2 ① G4-3		B CU 72 B FF 89 X CH 83 2-0 ② G3 **2-3**			B FF 88 F FF 88 X CH 80 1-1 ① G5-3		X SI 92 0-0 ② G6-3	4	0	0	0	0	0	1
26 Mike Napoli, R (1, 3) OBP: 0.295, SLG: 0.461		B FF 89 B FC 87 C FF 89 B FF 90 S FF 90 F CH 81 C FF 89 3-3 ② **K**		B SL 80 C FF 91 F FC 85 D CU 75 F FC 85 S CU 74 2-3 ③ **K**			B FF 90 B FC 86 C CH 81 F CH 81 B FF 89 B FF 89 4-2 11 FC4-6 BB		C FC 89 B CU 78 C FF 92 S FF 91 1-3 ③ **K**	3	0	0	0	1	3	1
11 José Ramírez, S (1, 5) OBP: 0.346, SLG: 0.446		B CU 73 X FF 91 1-0 2B			X FF 88 0-0 ① L8		B CH 82 C CH 82 B CU 74 1 SAFE C FC 87 F CH 83 X FC 88 2-2 ② FC4-6 **1-2f**			3	0	1	0	0	0	1
10 Yan Gomes, R (1, 2) OBP: 0.204, SLG: 0.318		B SL 81 B FF 89 X FF 90 2-0 ③ L8			C FF 88 C CU 73 T FF 90 0-2 ② **K**		B FC 86 1 SAFE 1 SAFE C FC 87 X CH 82 1-1 ③ L5			3	0	0	0	0	1	2
8 Lonnie Chisenhall, L (1, 9) OBP: 0.273, SLG: 0.310			F FF 88 B FF 89 X FF 89 1-1 ① L6		C FF 89 B FF 91 S FC 88 F FC 88 F FF 89 X CU 74 1-2 ③ G4-3			X FF 95 0-0 E3 41 G3		3	0	0	0	0	0	0
20 Rajai Davis, R (1, 8) OBP: 0.299, SLG: 0.402			C FF 90 B FC 86 X SL 82 1-1 ② G6-3			B FF 88 C FF 88 S FC 86 B CU 73 F FF 90 F CU 75 X CU 72 2-2 41 G6-3 22 G3 2B		C FF 97 X SL 86 0-1 ① G5-3		3	1	1	0	0	0	1
Inning Stats	R: 0 E: 0 K: 1 S: 8 H: 0 LOB: 0 BB: 0 P: 12	R: 0 E: 0 K: 1 S: 9 H: 1 LOB: 1 BB: 0 P: 16	R: 0 E: 0 K: 0 S: 6 H: 1 LOB: 0 BB: 0 P: 11	R: 0 E: 0 K: 1 S: 9 H: 0 LOB: 1 BB: 1 P: 18	R: 0 E: 0 K: 1 S: 9 H: 0 LOB: 0 BB: 0 P: 10	R: 1 E: 0 K: 0 S: 11 H: 1 LOB: 0 BB: 0 P: 17	R: 0 E: 0 K: 0 S: 10 H: 0 LOB: 1 BB: 1 P: 18	R: 0 E: 1 K: 1 S: 7 H: 0 LOB: 1 BB: 0 P: 7	R: 0 E: 0 K: 2 S: 7 H: 0 LOB: 0 BB: 0 P: 10	1B: 1 2B: 2 3B: 0 HR: 0 SF: 0 SAC: 0 DP: 0 HBP: 0						

	AB	30
	R	1
	H	3
	RBI	1
	BB	2
	SO	7
	LOB	10

WP: 0 PB: 0 SB: 0 CS: 1 PA: 33

PITCHER	IP	WLS	BF	H	R	ER	SO	BB	IBB	HBP	BLK	WP	HR	S	P	ERA	WHIP
54 Mike Fiers, R (1, 1) ERA: 4.65	7.0	W	25	3	1	1	4	2	0	0	0	0	0	62	102	1.29	0.714
53 Ken Giles, R (8, 1) ERA: 8.53	1.0		4	0	0	0	1	0	0	0	0	0	0	7	7	0.00	0.000
46 Scott Feldman, R (9, 1) ERA: 3.51	1.0		3	0	0	0	2	0	0	0	0	0	0	7	10	0.00	0.000

PITCHER	IP	WLS	BF	H	R	ER	SO	BB	IBB	HBP	BLK	WP	HR	S	P	ERA	WHIP

Batter	1	2	3	4	5	6	7	8	9	AB	R	H	RBI	BB	SO	LOB
27 Jose Altuve, R (1, 4) OBP: 0.408, SLG: 0.654	C FF 91 B SL 88 F FF 92 F SI 91 B CU 84 C SI 94 2-3 ① K		X SL 88 0-0 1 1B 28 1B 2B 2-H 3-H	C CU 83 B CU 84 C SI 92 X CU 84 1-2 ② G6-3		B SL 84 F FF 94 B SI 92 F SL 84 F FF 94 B CU 80 F SL 84 X SL 85 3-2 ② SF9 3-H		F SI 90 B FF 90 F FF 90 F SI 90 X SL 85 1-2 ③ G6-3		4	1	1	3	0	1	1
4 George Springer, R (1, 9) OBP: 0.340, SLG: 0.449	C SL 89 S CH 87 T FF 94 0-2 ② K		B SI 92 D SL 88 B CH 86 B SI 93 4-0 1 1B 28 1B BB	B SI 93 B CU 85 B SI 92 B SI 93 4-0 BB		B FF 94 C SL 85 B FF 94 X SL 86 2-1 ③ G1-3				2	1	0	0	2	1	1
1 Carlos Correa, R (1, 6) OBP: 0.394, SLG: 0.474	C SI 93 F FF 93 S CU 84 0-3 ③ K		F FF 92 C SI 94 B CU 85 B SI 95 F FF 94 F CU 84 B SL 90 X CH 87 3-2 28 1B 9 G1 1-2 2-3 1B	B CU 83 C SI 92 X SI 91 1-1 ③ F8			X SI 94 0-0 ① F9			4	1	1	0	0	1	1
28 Colby Rasmus, L (1, 7) OBP: 0.349, SLG: 0.481		X SI 92 0-0 ① G4-3	X SI 94 0-0 20 G1 9 G1 1-3 2-H 3-H 1B		F SI 91 C CU 81 B SI 91 B CU 84 S CU 81 2-3 ① K		C FF 94 C FC 91 X FC 90 0-2 ② G6-3			4	0	1	2	0	1	0
9 Marwin Gonzalez, S (1, 3) OBP: 0.300, SLG: 0.397		B SI 92 C FF 92 S CH 86 B SI 94 B CU 84 B FF 93 4-2 BB	C CH 85 B SI 92 C FF 91 1 SAFE F CU 83 X FF 93 1-2 ① G1 1-2 3-H		B SI 91 X SI 91 1-0 ② F9		F FF 94 B SI 94 S CU 82 B CH 93 F FC 92 X CU 83 2-2 ③ G3			3	0	0	1	1	0	1
20 Preston Tucker, L (1, 10) OBP: 0.236, SLG: 0.420		B FF 92 D SL 88 X SI 92 2-0 ② F8	X CH 86 0-0 ② G1 2-3		C CU 82 F CU 82 B FF 90 B SI 91 B CU 81 S SI 91 3-3 ③ K			B SI 89 F SI 89 B FF 90 B SI 89 C SI 87 X SI 89 3-2 30 1B 2B		4	1	1	0	0	1	2
30 Carlos Gómez, R (1, 8) OBP: 0.255, SLG: 0.290		C SL 89 B CU 83 X FF 93 1-1 ③ F8	B SI 93 S CU 84 B FF 91 D CU 84 B SL 90 4-1 18 S BB			S FF 94 L SL 86 B FF 94 T FF 94 1-2 ① K		F SL 85 X SI 90 0-1 18 G3 2-H 1B		3	0	1	1	1	1	1
18 Luis Valbuena, L (1, 5) OBP: 0.301, SLG: 0.309			B SI 90 X SL 88 1-0 15 2B 27 2B 1B S FF 94 B CU 79 T SAFE D SL 80 E FF 88 1-3 ③ K 1-2			S FF 94 B CU 79 X CU 81 1-1 15 E 27 SF9 2B		S SI 90 X CH 82 0-1 ① G3 1-2		4	2	2	0	0	1	3
15 Jason Castro, L (1, 2) OBP: 0.333, SLG: 0.364			B SI 90 X SI 92 1-0 27 2B 1-3 2B	T FF 88 B FF 91 S FF 90 S FF 92 1-3 ① K		B CU 79 B FF 94 C FF 93 S CU 81 B FF 94 2 SAFE D SL 86 4-2 2-3 BB		F SI 89 B SI 90 S FF 90 B FF 89 S SL 85 2-3 ② K		3	1	1	0	1	2	1
Inning Stats	R: 0 E: 0 K: 3 S: 10 H: 0 LOB: 0 BB: 0 P: 12	R: 0 E: 0 K: 0 S: 6 H: 0 LOB: 1 BB: 1 P: 13	R: 5 E: 0 K: 1 S: 18 H: 5 LOB: 2 BB: 2 P: 33	R: 0 E: 0 K: 1 S: 8 H: 0 LOB: 1 BB: 1 P: 15	R: 0 E: 0 K: 2 S: 7 H: 0 LOB: 0 BB: 0 P: 13	R: 1 E: 1 K: 1 S: 14 H: 1 LOB: 1 BB: 1 P: 25	R: 0 E: 0 K: 0 S: 8 H: 0 LOB: 0 BB: 0 P: 10	R: 1 E: 0 K: 1 S: 14 H: 2 LOB: 1 BB: 0 P: 20		1B: 4 2B: 4 3B: 0 HR: 0 SF: 1 SAC: 0 DP: 0 HBP: 0				WP: 0 PB: 0 SB: 1 CS: 0 PA: 37		

PITCHER		IP	WLS	BF	H	R	ER	SO	BB	IBB	HBP	BLK	WP	HR	S	P	ERA	WHIP
28 Corey Kluber, R ERA: 4.14	(1, 1)	2.2	L	16	5	5	5	3	3	0	0	0	0	0	31	54	16.88	3.000
57 Kyle Crockett, L ERA:	(3, 1)	0.2		2	0	0	0	2	0	0	0	0	0	0	6	8	0.00	0.000
53 Jeff Manship, R ERA: 3.0	(4, 1)	1.2		6	0	0	0	2	1	0	0	0	0	0	12	24	0.00	0.600
62 Joba Chamberlain, R ERA: 0.87	(6, 1)	1.0		5	1	1	0	1	1	0	0	0	0	0	14	25	0.00	2.000
48 Tommy Hunter, R ERA: 2.7	(7, 1)	1.0		3	0	0	0	0	0	0	0	0	0	0	8	10	0.00	0.000

PITCHER		IP	WLS	BF	H	R	ER	SO	BB	IBB	HBP	BLK	WP	HR	S	P	ERA	WHIP
61 Dan Otero, R ERA: 1.74	(8, 1)	1.0		5	2	1	1	1	0	0	0	0	0	0	14	20	9.00	2.000

BOTTOM

Cleveland Indians @ Houston Astros

Minute Maid Park, Houston, TX

Mon May 09 2016, 7:11 PM - 9:59 PM CDT

Att. 20,222 - Roof Closed - 73 F

livebaseballscorecards.com

AB	31
R	7
H	8
RBI	7
BB	5
SO	9
LOB	11

Cleveland Indians @ Houston Astros

Minute Maid Park, Houston, TX

Tue May 10 2016, 7:11 PM - 9:48 PM CDT

Att. 23,976 - Roof Closed - 73 F

livebaseballscorecards.com

Batter	1	2	3	4	5	6	7	8	9	AB	R	H	RBI	BB	SO	LOB
20 Rajai Davis, R (1, 8) OBP: 0.286, SLG: 0.384	B FF 90 B FF 91 C FF 91 X FF 91 2-1 P4 ①	X KC 74 0-0 G6-3 ③			X CH 78 0-0 L9 ②			F FF 94 B FF 94 B KC 78 B FF 93 F FF 92 S FF 92 3-3 K ①		4	0	0	0	0	1	3
22 Jason Kipnis, L (1, 4) OBP: 0.313, SLG: 0.407	C FF 92 S KC 77 X CH 82 0-2 12 L3 1B		C FF 89 B CH 79 X CH 79 1-1 G6-3 ①		B FF 90 C FF 90 F FF 91 X FF 90 1-2 F7 ③			B FF 94 X FF 92 1-0 12 1B 3B		4	1	2	0	0	0	1
12 Francisco Lindor, S (1, 6) OBP: 0.372, SLG: 0.405	B FF 92 1 SAFE B CH 80 F FF 92 F FF 93 1 SAFE F FF 93 F KC 77 1 SAFE 3-2 F CH 82 B FF 93 1 SAFE F FF 93 F CH 80 F FF 93 F KC 76 1-1 F FF 92 F FF 93 X KC 76 L3 ②③		F FF 89 X FF 91 0-1 L8 ②			B CH 77 S CH 77 X FF 90 1-1 G4-3 ①		F FF 94 C KC 80 X KC 80 0-2 26 2B 3-H 1B		4	1	1	1	0	0	1
26 Mike Napoli, R (1, 3) OBP: 0.302, SLG: 0.472		C FF 90 S KC 74 B KC 75 F FF 91 X KC 76 1-2 11 SH1-4 41 BB 4 FC1 1B	X CH 78 0-0 F8 ③			B FF 90 T CH 79 F FF 91 F FF 90 F FF 92 B CH 81 X CH 81 2-2 F7 ②		B FF 94 B KC 75 C SL 79 1 SAFE X SL 81 2-1 1-H 2B ②		4	1	2	1	0	0	0
41 Carlos Santana, S (1, 10) OBP: 0.331, SLG: 0.429		B FF 91 B CH 80 B FF 92 C FF 91 C CH 81 F CH 81 B FF 92 4-2 4 FC1 11 SH1-4 8 2B 1-2 BB	B FF 89 C FF 89 S CH 79 S FF 90 1-3 K ①			F CH 80 C FF 91 B FF 91 B CH 79 S FF 92 2-3 K ③		S FF 94 B FF 94 B CH 79 X FF 93 2-1 F9 ③		3	1	0	0	1	2	0
11 José Ramírez, S (1, 7) OBP: 0.358, SLG: 0.447		X FF 90 0-0 SH1-4 ① 1-2 2-3	B CH 78 F FF 90 S CH 80 X KC 76 1-2 4 CS 1B				C FF 88 H FF 89 1-1 4 G6-4-3 HBP		C FF 94 B SL 84 C FF 96 S SL 85 1-3 K ①	2	0	1	0	0	1	0
4 Juan Uribe, R (1, 5) OBP: 0.313, SLG: 0.304		C CH 81 B CH 82 X FF 92 1-1 FC1 8 2B 2-3 3-H	P PO 86 C FF 91 B CH 81 S CH 81 B FF 91 F CH 81 S CH 82 3-3 K ②③ 1-2				F CH 77 F FF 89 B CH 79 X FF 91 1-2 G6-4-3 ①② 1-2f		B SL 82 S FF 95 C FF 96 B SL 85 S FF 96 2-3 K ②	4	0	0	1	0	2	3
8 Lonnie Chisenhall, L (1, 9) OBP: 0.292, SLG: 0.333		F FF 93 X FF 93 0-1 1-3 3-H 2B			C FF 88 B FF 90 B KC 74 F FF 91 S CH 80 2-3 K ①		B CH 79 B CH 79 B CH 78 C FF 88 B FF 89 4-1 BB		F FF 95 F CH 86 T FF 97 0-2 K ③	3	0	1	1	1	2	0
38 Chris Gimenez, R (1, 2) OBP: 0.429, SLG: 0.833		C CH 80 F KC 75 B CH 81 S KC 76 1-3 K ②			C FF 90 X FF 90 0-1 1B		1 SAFE C SI 88 X SL 83 0-1 G6-3 ③			3	0	1	0	0	1	3
Inning Stats	R: 0 E: 0 K: 0 S: 17 H: 1 LOB: 0 BB: 0 P: 22	R: 2 E: 0 K: 1 S: 16 H: 2 LOB: 2 BB: 1 P: 23	R: 0 E: 0 K: 0 S: 5 H: 0 LOB: 0 BB: 0 P: 6	R: 0 E: 0 K: 2 S: 11 H: 1 LOB: 0 BB: 0 P: 15	R: 0 E: 0 K: 1 S: 9 H: 1 LOB: 1 BB: 0 P: 12	R: 0 E: 0 K: 1 S: 10 H: 0 LOB: 0 BB: 0 P: 15	R: 0 E: 0 K: 0 S: 7 H: 0 LOB: 1 BB: 1 P: 13	R: 2 E: 0 K: 1 S: 11 H: 3 LOB: 0 BB: 0 P: 19	R: 0 E: 0 K: 3 S: 9 H: 0 LOB: 0 BB: 0 P: 12	1B: 5 2B: 3 3B: 1 HR: 0 SF: 0 SAC: 1 DP: 2 HBP: 1						

TOP	
AB	31
R	4
H	8
RBI	4
BB	2
SO	9
LOB	11

WP: 0 PB: 0 SB: 0 CS: 1 PA: 35

PITCHER		IP	WLS	BF	H	R	ER	SO	BB	IBB	HBP	BLK	WP	HR	S	P	ERA	WHIP
47 Chris Devenski, R ERA: 1.72	(1, 1)	6.2	L	26	5	2	2	5	2	0	1	0	0	0	73	104	2.70	1.050
37 Pat Neshek, R ERA: 4.0	(7, 1)	0.1		1	0	0	0	0	0	0	0	0	0	0	2	2	0.00	0.000
35 Josh Fields, R ERA: 7.24	(8, 1)	1.0		5	3	2	2	1	0	0	0	0	0	0	11	19	18.00	3.000
45 Michael Feliz, R ERA: 7.84	(9, 1)	1.0		3	0	0	0	3	0	0	0	0	0	0	9	12	0.00	0.000

PITCHER	IP	WLS	BF	H	R	ER	SO	BB	IBB	HBP	BLK	WP	HR	S	P	ERA	WHIP

Cleveland Indians @ Houston Astros

Minute Maid Park, Houston, TX

Tue May 10 2016, 7:11 PM - 9:48 PM CDT

Att. 23,976 - Roof Closed - 73 F

livebaseballscorecards.com

BOTTOM

Batter	1	2	3	4	5	6	7	8	9	AB	R	H	RBI	BB	SO	LOB
27 Jose Altuve, R (1, 4) OBP: 0.404, SLG: 0.641	B SI 92 B SI 92 B SI 93 C SI 93 F SI 93 X FC 89 3-2 G4-3		C SI 94 X SI 95 0-1 4 FC6-4 1B		S FC 90 B FF 95 S SI 94 S KC 81 1-3 K			F FC 93 X SL 82 0-1 G2-3 1-2		4	0	1	0	0	1	2
4 George Springer, R (1, 9) OBP: 0.345, SLG: 0.442	C CH 87 B SI 93 B KC 76 B FC 88 S SI 94 F SI 94 B FF 95 4-2 1 CS BB		X FC 91 0-0 FC6-4 1-2f			S CH 85 B FC 90 B FC 88 B SI 92 B FF 93 4-1 BB		B FC 93 B SL 82 S FC 92 F FC 93 F FC 94 C FC 94 2-3		2	0	0	0	2	1	2
1 Carlos Correa, R (1, 6) OBP: 0.383, SLG: 0.458	C SI 93 B SI 92 1 SAFE B CH 87 B FC 90 F SI 94 S FF 95 3-3 K 1-2			X FF 94 0-0 L8		C SI 93 C CH 88 C SI 94 0-3		S SL 82 D SL 82 X FC 93 1-1 G6-3		4	0	0	0	0	2	3
28 Colby Rasmus, L (1, 7) OBP: 0.346, SLG: 0.473		B KC 76 S CH 87 X SI 94 1-1 G3		B SI 94 B CH 88 X SI 94 2-0 13 FC6-4 1B		B SI 92 S CH 87 S CH 87 C SI 93 1-3			F FF 94 B FF 95 F FF 95 F KC 84 B KC 85 F FF 95 F FF 94 S KC 85 2-3	4	0	1	0	0	2	1
20 Preston Tucker, L (1, 10) OBP: 0.237, SLG: 0.403		B FF 94 C SI 95 S FC 92 B KC 80 X SI 94 2-2 F7		B KC 76 B FC 88 S SI 93 S SI 92 B FF 94 T SI 94 3-2		B KC 76 S SI 93 B SI 94 F CH 87 X SI 94 2-2 F8			C KC 84 B KC 84 B FF 95 B FF 94 S FF 95 F FF 95 B FF 95 4-2 13 G4-6-3 BB	3	0	0	0	1	1	2
13 Tyler White, R (1, 3) OBP: 0.304, SLG: 0.460		B FF 96 B FF 96 B SI 94 B SI 96 4-0 BB		B SI 93 C SI 93 C CH 87 B FF 95 X SI 93 2-2 FC6-4 1-2f			C SI 90 S FC 86 X KC 77 0-2 G6-3		C FF 95 F FF 94 F FF 94 X KC 84 0-2 G4-6-3 1-2f	3	0	0	0	1	0	2
30 Carlos Gómez, R (1, 8) OBP: 0.248, SLG: 0.282		B FC 89 F SI 94 B SI 94 C SI 94 C FC 89 2-3			X FC 86 0-0 G3		S FC 86 B KC 75 X FF 92 1-1 G6-3			3	0	0	0	0	1	1
18 Luis Valbuena, L (1, 5) OBP: 0.302, SLG: 0.321			C SI 91 B KC 76 B CH 88 S CH 87 X CH 88 2-2 F8		C FF 93 B CH 87 B CH 86 X FC 90 2-1 23 G6-3 2B		C SI 92 B FC 85 B FC 93 B SI 92 F CH 86 X SI 92 3-2 F9			3	0	1	0	0	0	0
23 Erik Kratz, R (1, 2) OBP: 0.083, SLG: 0.043 9 Marwin Gonzalez, S (8, PH) OBP: 0.309, SLG: 0.405 12 Max Stassi, R (9, 2)			C SI 94 C KC 77 B SI 96 S KC 80 1-3 K		B FC 89 C CH 87 X SI 93 1-1 G6-3 2-3			B FC 94 S FC 93 S SL 83 X FC 94 1-2 27 G2-3 1B		2 1 0	0 0 0	0 1 0	0 0 0	0 0 0	1 0 0	1 0 0
Inning Stats	R: 0 E: 0 K: 1 S: 9 H: 0 LOB: 0 BB: 1 P: 19	R: 0 E: 0 K: 1 S: 8 H: 0 LOB: 1 BB: 1 P: 17	R: 0 E: 0 K: 1 S: 9 H: 1 LOB: 1 BB: 0 P: 12	R: 0 E: 0 K: 1 S: 8 H: 1 LOB: 1 BB: 0 P: 15	R: 0 E: 0 K: 1 S: 8 H: 1 LOB: 1 BB: 0 P: 12	R: 0 E: 0 K: 2 S: 10 H: 0 LOB: 1 BB: 1 P: 17	R: 0 E: 0 K: 0 S: 8 H: 0 LOB: 0 BB: 0 P: 12	R: 0 E: 0 K: 1 S: 11 H: 1 LOB: 1 BB: 0 P: 15	R: 0 E: 0 K: 1 S: 13 H: 0 LOB: 0 BB: 1 P: 19	1B: 3 2B: 1 3B: 0 HR: 0 SF: 0 SAC: 0 DP: 1 HBP: 0						WP: 0 PB: 0 SB: 0 CS: 1 PA: 33

	AB	29
	R	0
	H	4
	RBI	0
	BB	4
	SO	9
	LOB	14

PITCHER		IP	WLS	BF	H	R	ER	SO	BB	IBB	HBP	BLK	WP	HR	S	P	ERA	WHIP
47 Trevor Bauer, R ERA: 3.86	(1, 1)	7.0	W	26	3	0	0	7	3	0	0	0	0	0	60	104	0.00	0.857
27 Bryan Shaw, R ERA: 6.59	(8, 1)	1.0		4	1	0	0	1	0	0	0	0	0	0	11	15	0.00	1.000
37 Cody Allen, R ERA: 5.4	(9, 1)	1.0		3	0	0	0	1	1	0	0	0	0	0	13	19	0.00	1.000

PITCHER	IP	WLS	BF	H	R	ER	SO	BB	IBB	HBP	BLK	WP	HR	S	P	ERA	WHIP

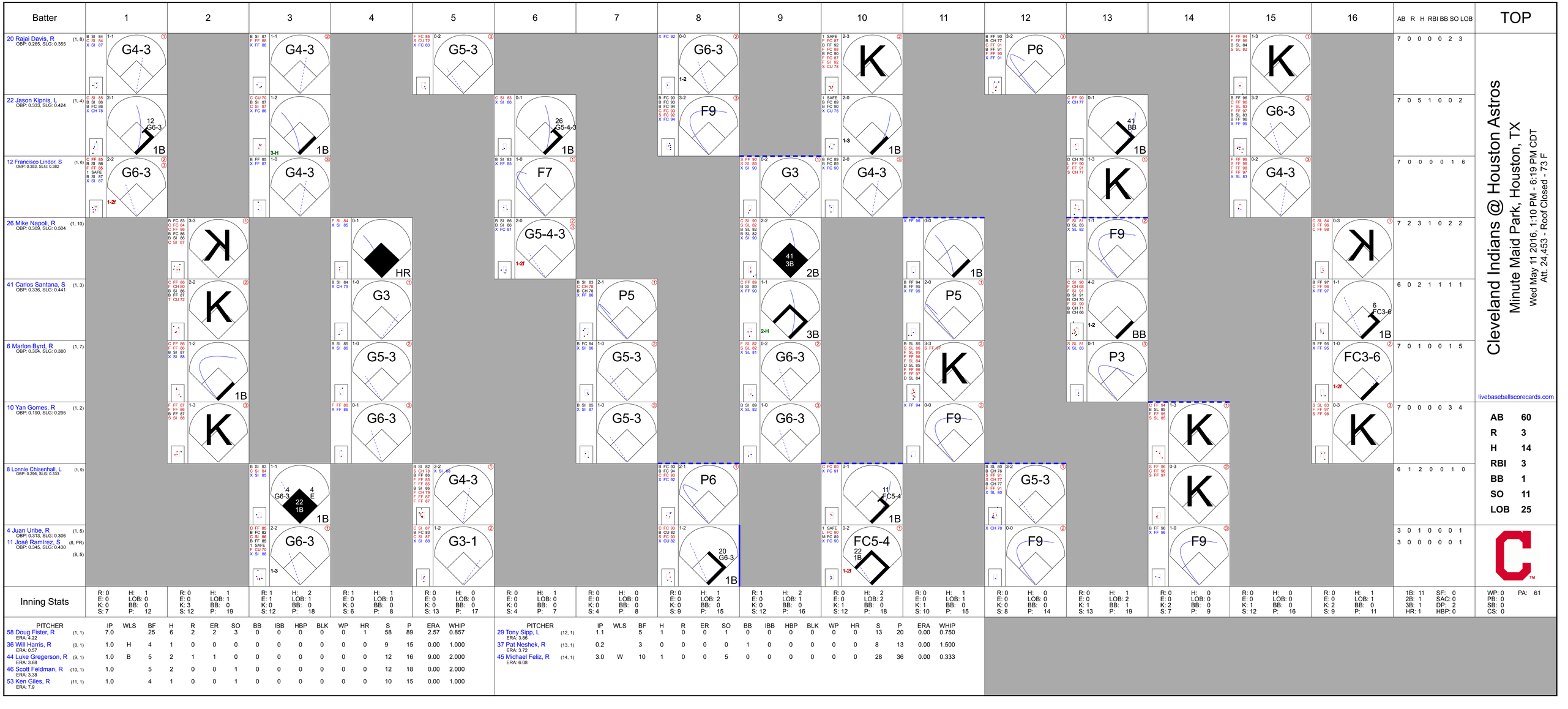

PITCHER		IP	WLS	BF	H	R	ER	SO	BB	IBB	HBP	BLK	WP	HR	S	P	ERA	WHIP
58 Doug Fister, R ERA: 4.22	(1, 1)	7.0		25	6	2	2	3	0	0	0	0	0	1	58	89	2.57	0.857
36 Will Harris, R ERA: 0.57	(8, 1)	1.0	H	4	1	0	0	0	0	0	0	0	0	0	9	15	0.00	1.000
44 Luke Gregerson, R ERA: 3.68	(9, 1)	1.0	B	5	2	1	1	0	0	0	0	0	0	0	12	16	9.00	2.000
46 Scott Feldman, R ERA: 3.38	(10, 1)	1.0		5	2	0	0	1	0	0	0	0	0	0	12	18	0.00	2.000
53 Ken Giles, R ERA: 7.9	(11, 1)	1.0		4	1	0	0	1	0	0	0	0	0	0	10	15	0.00	1.000

PITCHER		IP	WLS	BF	H	R	ER	SO	BB	IBB	HBP	BLK	WP	HR	S	P	ERA	WHIP
29 Tony Sipp, L ERA: 3.86	(12, 1)	1.1		5	1	0	0	1	0	0	0	0	0	0	8	13	0.00	0.750
37 Pat Neshek, R ERA: 3.72	(13, 1)	0.2		3	0	0	0	0	1	0	0	0	0	0	8	13	0.00	1.500
45 Michael Feliz, R ERA: 6.08	(14, 1)	3.0	W	10	1	0	0	5	0	0	0	0	0	0	28	36	0.00	0.333

| | | |

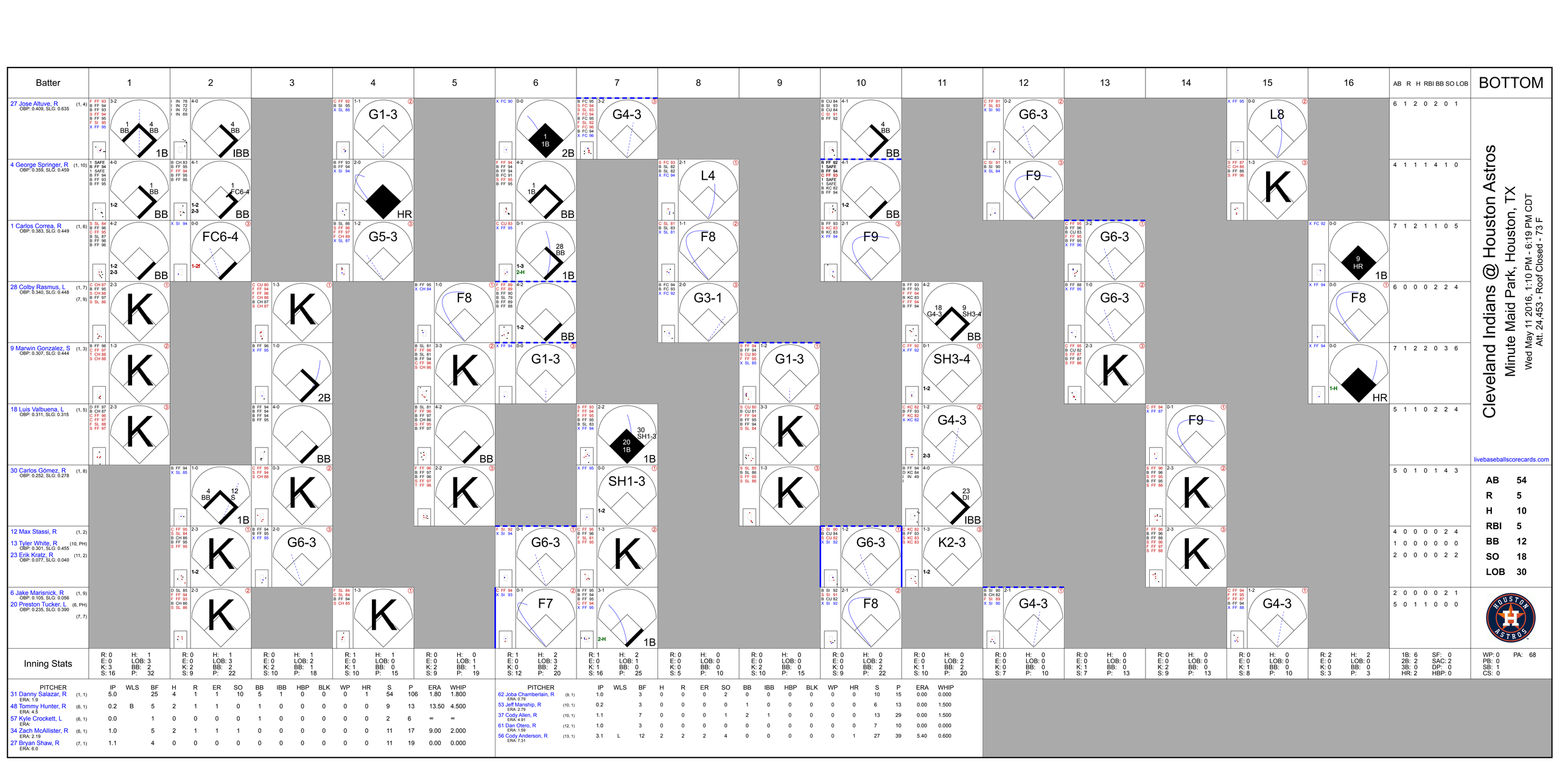
Batter
1
2
3
4
5
6
7
8
9
10
11
12
13
14
15
16
AB R H RBI BB SO LOB
BOTTOM
27 Jose Altuve, R (1, 4) OBP: 0.409, SLG: 0.635
6 1 2 0 2 0 1
4 George Springer, R (1, 10) OBP: 0.359, SLG: 0.459
4 1 1 1 4 1 0
1 Carlos Correa, R (1, 6) OBP: 0.383, SLG: 0.449
7 1 2 1 1 0 5
28 Colby Rasmus, L (1, 7) (7, 9) OBP: 0.340, SLG: 0.448
6 0 0 0 2 2 4
9 Marwin Gonzalez, S (1, 3) OBP: 0.307, SLG: 0.444
7 1 2 2 0 3 6
18 Luis Valbuena, L (1, 5) OBP: 0.311, SLG: 0.315
5 1 1 0 2 2 4
30 Carlos Gómez, R (1, 8) OBP: 0.232, SLG: 0.278
5 0 1 0 1 4 3
12 Max Stassi, R (1, 2)
13 Tyler White, R (10, PH) OBP: 0.301, SLG: 0.455
23 Erik Kratz, R (11, 2) OBP: 0.077, SLG: 0.040
4 0 0 0 0 2 4
1 0 0 0 0 0 0
2 0 0 0 0 2 2
6 Jake Marisnick, R (1, 9) OBP: 0.105, SLG: 0.056
20 Preston Tucker, L (6, PH) (7, 7) OBP: 0.235, SLG: 0.390
2 0 0 0 0 2 1
5 0 1 1 0 0 0
Cleveland Indians @ Houston Astros
Minute Maid Park, Houston, TX
Wed May 11 2016, 1:10 PM - 6:19 PM CDT
Att. 24,453 - Roof Closed - 73 F
livebaseballscorecards.com
AB 54
R 5
H 10
RBI 5
BB 12
SO 18
LOB 30
Inning Stats
R: 0 E: 0 K: 3 S: 16 H: 1 LOB: 3 BB: 2 P: 32
R: 0 E: 0 K: 2 S: 9 H: 1 LOB: 3 BB: 2 P: 22
R: 0 E: 0 K: 2 S: 10 H: 1 LOB: 2 BB: 1 P: 18
R: 1 E: 0 K: 1 S: 10 H: 1 LOB: 0 BB: 0 P: 15
R: 0 E: 0 K: 2 S: 9 H: 0 LOB: 1 BB: 1 P: 19
R: 1 E: 0 K: 0 S: 12 H: 2 LOB: 3 BB: 2 P: 20
R: 1 E: 0 K: 1 S: 16 H: 2 LOB: 1 BB: 0 P: 25
R: 0 E: 0 K: 0 S: 5 H: 0 LOB: 0 BB: 0 P: 10
R: 0 E: 0 K: 2 S: 10 H: 0 LOB: 0 BB: 0 P: 15
R: 0 E: 0 K: 0 S: 9 H: 0 LOB: 2 BB: 2 P: 22
R: 0 E: 0 K: 1 S: 10 H: 0 LOB: 2 BB: 2 P: 20
R: 0 E: 0 K: 0 S: 7 H: 0 LOB: 0 BB: 0 P: 10
R: 0 E: 0 K: 1 S: 7 H: 0 LOB: 0 BB: 0 P: 13
R: 0 E: 0 K: 2 S: 9 H: 0 LOB: 0 BB: 0 P: 13
R: 0 E: 0 K: 1 S: 8 H: 0 LOB: 0 BB: 0 P: 10
R: 2 E: 0 K: 0 S: 3 H: 2 LOB: 0 BB: 0 P: 3
1B: 6 2B: 2 3B: 0 HR: 2
SF: 0 SAC: 2 DP: 0 HBP: 0
WP: 0 PB: 0 SB: 1 CS: 0
PA: 68
PITCHER IP WLS BF H R ER SO BB IBB HBP BLK WP HR S P ERA WHIP
31 Danny Salazar, R (1, 1) ERA: 1.9 5.0 25 4 1 1 1 10 5 1 0 0 0 0 1 54 106 1.80 1.800
48 Tommy Hunter, R (6, 1) ERA: 4.5 0.2 B 5 2 1 1 0 1 0 0 0 0 0 0 9 13 13.50 4.500
57 Kyle Crockett, L (6, 1) ERA: 0.0 1 0 0 0 0 0 1 0 0 0 0 0 0 2 6 ∞ ∞
34 Zach McAllister, R (6, 1) ERA: 2.19 1.0 5 2 1 1 1 0 0 0 0 0 0 0 11 17 9.00 2.000
27 Bryan Shaw, R (7, 1) ERA: 6.0 1.1 4 0 0 0 0 0 0 0 0 0 0 0 11 19 0.00 0.000
PITCHER IP WLS BF H R ER SO BB IBB HBP BLK WP HR S P ERA WHIP
62 Joba Chamberlain, R (9, 1) ERA: 0.79 1.0 3 0 0 0 0 2 0 0 0 0 0 0 0 10 15 0.00 0.000
53 Jeff Manship, R (10, 1) ERA: 2.79 0.2 3 0 0 0 0 0 1 0 0 0 0 0 0 6 13 0.00 1.500
37 Cody Allen, R (10, 1) ERA: 4.91 1.1 7 0 0 0 0 1 2 1 0 0 0 0 0 13 29 0.00 1.500
61 Dan Otero, R (12, 1) ERA: 1.59 1.0 3 0 0 0 0 0 0 0 0 0 0 0 0 7 10 0.00 0.000
56 Cody Anderson, R (13, 1) ERA: 7.31 3.1 L 12 2 2 2 4 0 0 0 0 0 0 1 27 39 5.40 0.600

Minnesota Twins @ Cleveland Indians

Progressive Field, Cleveland, OH

Fri May 13 2016, 7:12 PM - 10:17 PM EDT

Att. 17,803 - Clear - 62 F

TOP

livebaseballscorecards.com

Batter	1	2	3	4	5	6	7	8	9	AB	R	H	RBI	BB	SO	LOB
7 Joe Mauer, L (1, 3) OBP: 0.417, SLG: 0.385	B FF 88 B FF 88 C FF 89 C SI 88 F FC 85 F FF 88 X FC 86 2-2 ① G6-3	D CH 83 C FC 84 B CU 74 S FF 86 2 SAFE F FC 83 B FF 88 B FC 84 4-2 1-2 2-3 BB		C FF 86 X FC 84 0-1 ③ L5			C SL 78 B FF 89 F FF 89 X FF 89 1-2 ③ G6-3		C FF 94 D KC 84 B FF 94 F FF 94 X FF 94 2-2 ① P5	4	0	0	0	1	0	1
9 Eduardo Núñez, R (1, 6) OBP: 0.398, SLG: 0.511	C FF 89 X FC 85 0-1 ② P4	C FF 87 B FC 86 B FC 84 C FF 87 X FF 87 2-2 ③ L9			C CU 73 F FC 84 T FF 86 0-2 ① K			B FC 94 S SL 80 X FC 92 1-1 HR	B KC 83 X FF 94 1-0 3-H 52 WP 22 S 1B	5	1	2	2	0	1	3
22 Miguel Sanó, R (1, 9) OBP: 0.329, SLG: 0.403	C FF 90 C CU 77 B FC 85 B FC 87 B CU 76 F FC 84 X FF 89 3-2 HR		C FF 87 X CH 85 0-1 ① F8		F FF 87 B CU 76 C FC 84 B FC 87 B FC 82 S FC 83 3-3 ② K			C SL 82 X SL 82 0-1 52 G1-3 24 BB 1B	C KC 83 B FF 92 C KC 83 B KC 84 S KC 85 2-3 ② K2-3 1-2	5	1	2	1	0	2	1
24 Trevor Plouffe, R (1, 5) OBP: 0.295, SLG: 0.466 21 Darin Mastroianni, R (9, PR)	F FF 89 B CH 84 B FC 85 X FF 90 2-1 ③ G6-3		X FF 88 0-0 E5 52 HR		X CH 83 0-0 ③ G5-3			C FC 94 B FC 94 F FC 92 B FC 93 B SL 82 B FC 94 4-2 1-2 52 G1-3 BB	S KC 84 B FF 93 D KC 84 B FF 94 B FF 93 4-1 BB	3 0	1 0	0 0	0 0	2 0	0 0	0 0
52 ByungHo Park, R (1, 10) OBP: 0.324, SLG: 0.582		C FF 88 X FF 87 0-1 HR	C FC 83 F FF 87 B CU 74 1 SAFE D CU 74 B FC 84 X FC 85 3-2 1-H HR			B FF 87 B CU 74 C SI 86 B CH 82 S FC 83 X FC 82 3-2 ① F7		X FC 93 0-0 ① G1-3 1-2 2-3	S KC 84 B KC 84 B FF 94 F KC 83 S FF 93 2-3 ③ K	5	2	2	3	0	1	4
2 Brian Dozier, R (1, 4) OBP: 0.311, SLG: 0.375		C FF 89 X CU 75 0-1 7 BB 8 BB 1B	C FF 88 B FF 88 X FF 88 1-1 ② F8			C FF 86 C FC 82 S FC 86 0-3 ② K		B FC 93 F SL 83 B FC 94 I IN 68 I IN 68 4-1 IBB		3	0	1	0	1	1	0
31 Oswaldo Arcia, L (1, 7) OBP: 0.325, SLG: 0.408		S CH 83 B FF 88 1 SAFE C FF 87 B FF 87 1 SAFE S FC 84 2-3 ① K	C CU 75 S SI 85 X SI 86 0-2 ③ G6-3			X FC 84 0-0 ③ P5		F FF 95 C FF 96 B FF 95 S CU 83 1-3 ② K		4	0	0	0	0	2	4
8 Kurt Suzuki, R (1, 2) OBP: 0.250, SLG: 0.265		1 SAFE B FF 86 B FC 85 B FC 84 B FF 88 4-0 7 BB 1-2 BB	B FF 87 B FC 85 C FF 88 B FF 87 X FF 86 3-1 ① G5-3				C FF 86 C CU 75 B CU 76 F FC 83 F FC 83 X FF 87 1-2 ① G6-3	F FF 96 B FF 95 F FF 95 B CU 82 S FF 96 2-3 ③ K		3	0	0	0	1	1	3
39 Danny Santana, S (1, 8) OBP: 0.268, SLG: 0.333		B FC 86 B FC 87 C FF 86 X FC 84 2-1 ② F8	B CU 75 M CH 83 F FC 84 B FF 87 F FC 85 X SI 87 2-2 ② G6-3				S FF 88 F FF 88 F FF 90 F FF 89 X SL 78 0-2 ② G4-3		B FF 94 X FF 93 1-0 E9 9 1B 2B	4	1	1	0	0	0	2
Inning Stats	R: 1 H: 1 E: 0 LOB: 0 K: 0 BB: 0 S: 13 P: 20	R: 1 H: 2 E: 0 LOB: 3 K: 1 BB: 2 S: 15 P: 29	R: 2 H: 1 E: 1 LOB: 0 K: 0 BB: 0 S: 11 P: 15	R: 0 H: 0 E: 0 LOB: 0 K: 0 BB: 0 S: 8 P: 13	R: 0 H: 0 E: 0 LOB: 0 K: 2 BB: 0 S: 7 P: 10	R: 0 H: 0 E: 0 LOB: 0 K: 1 BB: 0 S: 7 P: 10	R: 0 H: 0 E: 0 LOB: 0 K: 0 BB: 0 S: 13 P: 15	R: 1 H: 2 E: 0 LOB: 3 K: 2 BB: 2 S: 14 P: 26	R: 1 H: 2 E: 1 LOB: 2 K: 2 BB: 1 S: 12 P: 24	1B: 3 SF: 0 2B: 1 SAC: 0 3B: 0 DP: 0 HR: 4 HBP: 0						

	AB	36
	R	6
	H	8
	RBI	6
	BB	5
	SO	8
	LOB	18

WP: 1 PA: 41
PB: 0
SB: 1
CS: 0

PITCHER		IP	WLS	BF	H	R	ER	SO	BB	IBB	HBP	BLK	WP	HR	S	P	ERA	WHIP
43 Josh Tomlin, R ERA: 3.82	(1, 1)	6.1		26	4	4	3	4	2	0	0	0	0	3	66	103	4.26	0.947
57 Kyle Crockett, L ERA:	(7, 1)	0.2		2	0	0	0	0	0	0	0	0	0	0	8	9	0.00	0.000
27 Bryan Shaw, R ERA: 6.46	(8, 1)	0.1		5	2	1	1	0	1	1	0	0	0	1	8	17	27.00	9.000
34 Zach McAllister, R ERA: 2.08	(8, 1)	0.2	W	2	0	0	0	2	0	0	0	0	0	0	6	9	0.00	0.000
37 Cody Allen, R ERA: 5.17	(9, 1)	1.0	S	6	2	1	1	2	1	0	0	0	1	0	12	24	9.00	3.000

PITCHER		IP	WLS	BF	H	R	ER	SO	BB	IBB	HBP	BLK	WP	HR	S	P	ERA	WHIP

BOTTOM

Minnesota Twins @ Cleveland Indians

Progressive Field, Cleveland, OH

Fri May 13 2016, 7:12 PM - 10:17 PM EDT

Att. 17,803 - Clear - 62 F

livebaseballscorecards.com

Batter	1	2	3	4	5	6	7	8	9	AB	R	H	RBI	BB	SO	LOB
41 Carlos Santana, S (1, 10) OBP: 0.333, SLG: 0.435	B FF 89 X FF 89 1-0 F9 ①		C FF 90 C CU 74 B FS 80 F CU 74 S CU 75 1-3 K ②		X FF 91 0-0 F8 ③		X SI 94 0-0 1B			4	0	1	0	0	1	1
22 Jason Kipnis, L (1, 4) OBP: 0.331, SLG: 0.442	B FF 89 F SI 89 C CU 73 F SI 90 B CU 73 B SL 80 F FF 90 X FF 90 3-2 L1-5-3 ②		F FS 80 X FS 80 0-1 HR			B FF 89 C FS 80 B FF 91 B SI 90 X SI 89 3-1 G4-3 ①	B FF 90 D KC 78 C FF 89 B FF 91 C KC 74 X SI 91 3-2 L8 ③			4	1	1	1	0	0	1
12 Francisco Lindor, S (1, 6) OBP: 0.357, SLG: 0.386	B FF 90 X FS 81 1-0 G3 ③		C FF 91 X CU 75 0-1 G6-3 ③			C FS 80 B FF 91 B CU 72 B FS 80 F SI 90 X SL 80 3-2 11 BB 26 BB 6 SF9 1B		B CU 80 F FF 96 B FF 96 S CH 87 X CU 80 2-2 11 S 6 2B 1B		4	2	2	0	0	0	0
26 Mike Napoli, R (1, 3) OBP: 0.307, SLG: 0.491		C FF 90 C CU 75 B SL 82 B SL 82 X SL 82 2-2 G6-3 ①		C SL 82 C CU 76 B SL 82 X FF 90 1-2 L8 ①		C SL 82 B SL 83 1 SAFE B SL 82 C SI 91 B SI 92 F SL 83 F SI 92 F SL 82 4-2 D SL 81 6 SF9 11 BB 1-2 BB		B CU 78 1 SAFE S FF 94 S FF 95 B FF 93 C FF 95 2-3 K ①		3	0	0	0	1	1	1
11 José Ramírez, S (1, 7) OBP: 0.364, SLG: 0.444		B SI 91 C FS 80 X FS 79 1-1 10 HR 2B		C SI 91 B CU 74 C CU 72 B SI 92 B SL 81 X SI 91 3-2 L5 ②		F SI 92 B CU 73 B CU 73 B SI 90 B FF 91 4-1 1-2 2-3 BB		D CH 87 1 SAFE F FF 95 B FF 94 F FF 93 B CU 78 B FF 94 4-2 6 2B 1-2 BB		2	2	1	0	2	0	0
6 Marlon Byrd, R (1, 9) OBP: 0.301, SLG: 0.392 30 Tyler Naquin, L (8, PR) OBP: 0.327, SLG: 0.426 (9, 9)		C SL 79 D SL 80 B FF 91 F SL 81 B SI 91 C SL 82 3-3 K ②		S FF 93 B SI 92 F CU 75 S FF 92 1-3 K ③		B SI 91 X SI 92 1-0 SF9 ② 2-3 3-H		B FF 94 F CH 86 S FF 95 F FF 95 X CU 79 1-2 4 E 1-H 2-H 2B		3 0	0 1	1 0	3 0	0 0	2 0	1 0
10 Yan Gomes, R (1, 2) OBP: 0.202, SLG: 0.327		X SL 82 0-0 2-H HR			B SL 82 B FF 90 F FF 91 B FF 91 B SI 91 4-1 20 G5-3 BB	B FF 90 X SL 82 1-0 F8 ③		C FF 95 S FF 94 S FF 94 0-3 K ②		3	1	1	2	1	1	3
4 Juan Uribe, R (1, 5) OBP: 0.310, SLG: 0.303		F FF 92 C FF 92 B SL 77 B SL 83 B SL 82 X SI 91 3-2 G6-3 ③			B SI 90 X SL 82 1-0 P3 ①		X SI 94 0-0 G4-3 ①	S FF 95 S FF 93 F SI 95 X FF 94 0-2 E9 2-H 1B		4	0	1	1	0	0	1
20 Rajai Davis, R (1, 8) OBP: 0.255, SLG: 0.340			C FF 90 X FF 90 0-1 F9 ①		C SI 91 S SL 82 X CU 75 0-2 1-2 G5-3 ②		B FF 95 F FF 95 S FF 95 X CU 83 1-2 G4-3 ②	X SI 91 0-0 P3 ③		4	0	0	0	0	0	2
Inning Stats	R: 0 E: 0 K: 0 S: 7 H: 0 LOB: 0 BB: 0 P: 12	R: 2 E: 0 K: 1 S: 12 H: 2 LOB: 0 BB: 0 P: 21	R: 1 E: 0 K: 1 S: 10 H: 1 LOB: 0 BB: 0 P: 11	R: 0 E: 0 K: 1 S: 9 H: 0 LOB: 0 BB: 0 P: 14	R: 0 E: 0 K: 0 S: 6 H: 0 LOB: 1 BB: 1 P: 11	R: 1 E: 0 K: 0 S: 13 H: 1 LOB: 2 BB: 2 P: 29	R: 0 E: 0 K: 0 S: 8 H: 1 LOB: 1 BB: 0 P: 12	R: 3 E: 1 K: 2 S: 20 H: 3 LOB: 1 BB: 1 P: 29		1B: 4 2B: 2 3B: 0 HR: 2 SF: 1 SAC: 0 DP: 0 HBP: 0						

	AB	31
	R	7
	H	8
	RBI	7
	BB	4
	SO	5
	LOB	10

WP: 0 PB: 0 SB: 1 CS: 0 PA: 36

PITCHER		IP	WLS	BF	H	R	ER	SO	BB	IBB	HBP	BLK	WP	HR	S	P	ERA	WHIP
47 Ricky Nolasco, R ERA: 4.87	(1, 1)	6.0		25	4	4	4	3	3	0	0	0	0	2	57	98	6.00	1.167
57 Ryan Pressly, R ERA: 5.03	(7, 1)	0.2		3	1	0	0	0	0	0	0	0	0	0	5	6	0.00	1.500
58 Fernando Abad, L ERA: 0.61	(7, 1)	0.1		1	0	0	0	0	0	0	0	0	0	0	3	6	0.00	0.000
65 Trevor May, R ERA: 3.2	(8, 1)	0.2	L	6	3	3	3	2	1	0	0	0	0	0	19	28	40.50	6.000
27 Brandon Kintzler, R ERA: 6.0	(8, 1)	0.1		1	0	0	0	0	0	0	0	0	0	0	1	1	0.00	0.000

PITCHER	IP	WLS	BF	H	R	ER	SO	BB	IBB	HBP	BLK	WP	HR	S	P	ERA	WHIP

Batter	1	2	3	4	5	6	7	8	9	AB	R	H	RBI	BB	SO	LOB
7 Joe Mauer, L (1, 3) OBP: 0.416, SLG: 0.385	B SI 91 C FF 92 B FF 92 X SL 89 2-1 1B		C FF 91 D CU 81 B CH 84 D FF 92 C SI 92 X FF 92 3-2 9 G4-6-3 1-2 1B		B SI 92 T CU 82 F FF 92 B CU 84 B CH 87 C SL 89 3-3 ②		B CU 82 B SI 91 B FF 91 C SI 92 X FF 92 3-1 ① G4-3 2-3		1 SAFE 1 SAFE C FF 85 C FF 86 F FF 87 F FF 86 F FF 87 1 SAFE F SL 78 0-2 ① X FF 86 L1-5-3 1-2	5	0	2	0	0	1	2
9 Eduardo Núñez, R (1, 6) OBP: 0.379, SLG: 0.489	C SI 92 X FF 92 0-1 ① B2		F FF 92 X SI 92 0-1 ② ③ G4-6-3 1-2f		S SL 88 B FF 91 F FF 92 F CU 84 F SI 92 S SL 87 1-3 ③		F FF 93 B CU 84 S SL 89 D FF 92 D CU 85 X FF 93 3-2 ② SF9 3-H		B SI 87 X SI 88 1-0 ② G6-3	4	0	0	1	0	1	4
22 Miguel Sanó, R (1, 9) OBP: 0.331, SLG: 0.398 21 Darin Mastroianni, R (9, PR) (9, 9)	F SI 92 B SI 91 C CU 82 C FF 93 1-3 ②			C FF 91 S CU 83 B CU 83 B SI 92 B SI 94 X SL 89 3-2 ① F9		C SI 92 F SL 87 S CU 83 0-3 ①	B FF 92 B SI 91 B SI 93 B SI 93 4-0 24 S BB		B SI 88 C SI 89 B SI 82 X SI 89 2-1 24 1B 2-H 1B	4 0	0 0	1 0	1 0	1 0	2 0	1 0
24 Trevor Plouffe, R (1, 5) OBP: 0.301, SLG: 0.462	D SI 92 F SL 88 S FF 92 B FF 93 C CU 83 2-3 ③			S CU 83 X SI 92 0-1 ② P6		C SI 92 X SL 88 0-1 2 HBP 52 1B 20 FC6-4 1B	C CU 82 S CU 82 B CU 83 B FC 91 B SI 95 F SI 95 X SI 94 3-2 ③ G6-3 1-2		1 SAFE C SI 88 F FF 88 B SI 90 B SL 81 X SI 88 2-2 52 BB 1-3 1B	5	1	2	0	0	1	2
52 ByungHo Park, R (1, 10) OBP: 0.336, SLG: 0.574		C SI 91 S CU 82 C SI 93 0-3 ①		B FF 92 S SI 93 B FF 92 F CU 83 B SI 93 B SI 93 4-2 2 FC5-4 BB		D FF 92 B SL 90 X FF 91 2-0 20 FC6-4 2 HBP 1-2 1B		B CU 82 C FF 94 F FC 90 X FC 93 1-2 ① G5-3	B SI 88 F SI 89 B FF 89 B SI 89 F FF 89 B SI 90 4-2 1-2 BB	3	0	1	0	2	1	0
2 Brian Dozier, R (1, 4) OBP: 0.307, SLG: 0.363		S SL 88 F SI 92 B FF 93 X CU 84 1-2 ② G4-3		C SL 87 B SI 91 B FF 90 X SI 91 2-1 ③ FC5-4 1-2f		H FF 90 1-0 20 FC6-4 1-2 2-3 HBP		C SI 93 X FC 90 0-1 ② F8	B FF 89 X SI 88 1-0 ③ L7	4	0	0	0	0	0	4
20 Eddie Rosario, L (1, 7) OBP: 0.221, SLG: 0.320		F FF 92 B CH 86 S CU 82 S SI 92 1-3 ③ K			B CH 83 X FF 91 1-0 37 HR 1B	F CH 86 B SL 88 B FF 91 F SL 88 X SI 92 2-2 ② FC6-4 1-2f 2-3 3-H		S FF 93 S FC 89 X FC 90 0-2 ③ F8		4	1	1	1	0	1	2
37 Juan Centeno, L (1, 2) OBP: 0.500, SLG: 0.818			B SI 91 B SI 91 B FF 92 B SI 91 4-0 7 1B BB		C SI 90 X FF 91 0-1 1-H HR	X SI 91 0-0 ③ L8			C FF 86 B SL 77 B FF 86 B FF 85 C FF 85 X FF 86 3-2 39 1B 2B	3	2	2	2	1	0	2
39 Danny Santana, S (1, 8) OBP: 0.280, SLG: 0.356			C FF 91 X SL 89 0-1 ① P6		F SI 91 B CH 85 F FF 92 X CU 83 1-2 ① F7		L CH 83 X SL 86 0-1 7 G4-3 9 SF9 2B		X CH 77 0-0 7 L1-5-3 22 1B 2-H 1B	4	2	2	1	0	0	1
Inning Stats	R: 0 E: 0 K: 2 S: 10 H: 1 LOB: 1 BB: 0 P: 15	R: 0 E: 0 K: 2 S: 9 H: 0 LOB: 0 BB: 0 P: 11	R: 0 E: 0 K: 0 S: 7 H: 1 LOB: 1 BB: 1 P: 14	R: 0 E: 0 K: 0 S: 9 H: 0 LOB: 1 BB: 1 P: 18	R: 2 E: 0 K: 2 S: 14 H: 2 LOB: 0 BB: 0 P: 20	R: 1 E: 0 K: 1 S: 10 H: 2 LOB: 2 BB: 0 P: 15	R: 1 E: 0 K: 0 S: 11 H: 1 LOB: 1 BB: 1 P: 24	R: 0 E: 0 K: 0 S: 8 H: 0 LOB: 0 BB: 0 P: 9	R: 2 E: 0 K: 0 S: 20 H: 4 LOB: 3 BB: 1 P: 33	1B: 8 2B: 2 3B: 0 HR: 1 SF: 1 SAC: 0 DP: 1 HBP: 1						

PITCHER		IP	WLS	BF	H	R	ER	SO	BB	IBB	HBP	BLK	WP	HR	S	P	ERA	WHIP
28 Corey Kluber, R ERA: 4.3	(1, 1)	6.2	L	30	7	4	4	7	3	0	1	0	0	1	66	110	5.40	1.500
48 Tommy Hunter, R ERA: 3.38	(7, 1)	1.1		4	0	0	0	0	0	0	0	0	0	0	12	16	0.00	0.000
57 Kyle Crockett, L ERA: 6.0	(9, 1)	0.1		3	2	2	2	0	0	0	0	0	0	0	11	14	54.00	6.000
61 Dan Otero, R ERA: 1.5	(9, 1)	0.2		5	2	0	0	0	1	0	0	0	0	0	9	19	0.00	4.500

PITCHER	IP	WLS	BF	H	R	ER	SO	BB	IBB	HBP	BLK	WP	HR	S	P	ERA	WHIP

TOP

Minnesota Twins @ Cleveland Indians

Progressive Field, Cleveland, OH

Sat May 14 2016, 4:12 PM - 7:10 PM EDT

Att. 15,428 - Overcast - 50 F

livebaseballscorecards.com

AB	36
R	6
H	11
RBI	6
BB	4
SO	7
LOB	18

1B: 8	SF: 1	WP: 0	PA: 42
2B: 2	SAC: 0	PB: 0	
3B: 0	DP: 1	SB: 1	
HR: 1	HBP: 1	CS: 0	

BOTTOM

Minnesota Twins @ Cleveland Indians

Progressive Field, Cleveland, OH

Sat May 14 2016, 4:12 PM - 7:10 PM EDT

Att. 15,428 - Overcast - 50 F

livebaseballscorecards.com

Batter	1	2	3	4	5	6	7	8	9	AB	R	H	RBI	BB	SO	LOB
41 Carlos Santana, S (1, 10) OBP: 0.331, SLG: 0.424	B FF 92 B FF 90 B FF 90 C FF 91 B FF 90 4-1 22 G3-6-1 BB		1 SAFE X FF 90 0-0 ②③ G3-6-3 1-2f		S SL 84 1 SAFE B FF 89 1 SAFE 1 SAFE D CH 84 B SL 82 X FF 90 3-1 ③ P5			B FF 94 C SL 86 X FF 94 1-1 ② P6		3	0	0	0	1	0	3
22 Jason Kipnis, L (1, 4) OBP: 0.329, SLG: 0.432	C SL 81 ① C FF 90 ② F SL 81 F FF 91 B FF 91 X SL 84 1-2 G3-6-1 1-2f			C SL 80 B SL 82 B CH 82 B FF 91 F FF 92 F FF 92 F SL 83 X SL 83 3-2 ① G3		B FF 91 C SL 79 X SL 82 1-1 ① G4-3		B FF 94 B CU 81 B FF 94 C FF 94 B FF 93 4-1 12 1B 1-2 BB		3	0	0	0	1	0	1
12 Francisco Lindor, S (1, 6) OBP: 0.361, SLG: 0.389	C FF 91 B CH 83 B CH 85 F FF 92 B FF 92 X FF 93 3-2 1B			C FF 92 X CH 86 0-1 ② G3-1		C SL 81 B FF 91 B CH 86 F SL 82 B CH 85 S SL 84 3-3 ② K		F SL 88 F CU 82 F FF 95 F FF 94 X CU 82 0-2 1-3 2-H 1B		4	0	2	1	0	1	0
26 Mike Napoli, R (1, 3) OBP: 0.305, SLG: 0.492	B SL 83 1 SAFE S FF 92 B FF 91 B SL 83 T FF 92 1 SAFE X FF 93 3-2 ③ L8			F FF 92 B FF 91 C SL 83 B SL 83 X FF 93 2-2 11 1B 2B		B SL 82 C SL 82 S SL 82 B SL 86 B SL 84 C SL 85 3-3 ③ K		F FF 93 B CU 80 F FF 95 S SL 85 2-3 ③ K		4	1	1	0	0	2	3
11 José Ramírez, S (1, 5) OBP: 0.359, SLG: 0.435		B FF 91 B FF 89 C FF 91 C SL 82 B SL 82 X FF 91 3-2 ① F7		C SL 82 S CH 84 D SL 84 X FF 93 1-2 2-H 1B			C SI 91 B CH 87 X SI 92 1-1 ① P5		C FF 92 B FF 93 F FF 93 B CU 82 X FF 93 2-2 ① P4	4	0	1	1	0	0	0
6 Marlon Byrd, R (1, 9) OBP: 0.287, SLG: 0.372		B FF 92 S FF 91 B FF 92 T FF 92 F FF 93 F SL 84 B FF 93 S FF 92 3-3 ② K		1 SAFE S FF 91 1 SAFE S FF 93 1 SAFE 1 SAFE S FF 93 0-3 ③ K			S SI 93 S SI 94 B SI 94 S SL 83 1-3 ② K		T FF 93 X FF 94 0-1 ② L3	4	0	0	0	0	3	1
10 Yan Gomes, R (1, 2) OBP: 0.204, SLG: 0.353		B FF 92 C SL 82 S SL 82 S SL 82 1-3 ③ K			B SL 82 B FF 90 F FF 92 T SL 92 X FF 92 2-2 ① L4		S SI 93 F SI 94 S SL 83 0-3 ③ K		F FF 94 F FF 96 B F CU 82 X FF 92 1-2 HR	4	1	1	1	0	2	0
30 Tyler Naquin, L (1, 8) OBP: 0.356, SLG: 0.439			C SL 79 X CH 82 0-1 41 G3-6-3 1B		S SL 81 F CH 85 B SL 84 B SL 83 X FF 92 2-2 20 FC6-4 1B			B FF 94 F FF 94 C FF 94 B CU 83 B CU 84 B FF 95 4-2 22 BB 12 1B BB	B FF 92 F FF 91 F CU 81 B CU 80 X FF 92 2-2 ③ L7	3	1	2	0	1	0	0
20 Rajai Davis, R (1, 7) OBP: 0.248, SLG: 0.330			B FF 90 X FF 91 1-0 ① L8		S SL 82 D SL 82 1 SAFE F FF 91 X SL 82 1-2 ② FC6-4 1-2f			S FF 94 C SL 88 C 0-3 ① K		3	0	0	0	0	1	3
Inning Stats	R: 0 H: 1 E: 0 LOB: 1 K: 0 BB: 1 S: 12 P: 23	R: 0 H: 0 E: 0 LOB: 0 K: 2 BB: 0 S: 11 P: 18	R: 0 H: 1 E: 0 LOB: 0 K: 0 BB: 0 S: 4 P: 5	R: 1 H: 2 E: 0 LOB: 1 K: 1 BB: 0 S: 16 P: 22	R: 0 H: 1 E: 0 LOB: 1 K: 0 BB: 0 S: 11 P: 19	R: 0 H: 0 E: 0 LOB: 0 K: 2 BB: 0 S: 8 P: 15	R: 0 H: 0 E: 0 LOB: 0 K: 2 BB: 0 S: 8 P: 10	R: 1 H: 1 E: 0 LOB: 2 K: 2 BB: 2 S: 16 P: 27	R: 1 H: 1 E: 0 LOB: 0 K: 0 BB: 0 S: 12 P: 17	1B: 5 SF: 0 2B: 1 SAC: 0 3B: 0 DP: 2 HR: 1 HBP: 0						

	AB	32
	R	3
	H	7
	RBI	3
	BB	3
	SO	9
	LOB	11

WP: 0 PA: 35
PB: 0
SB: 0
CS: 0

PITCHER		IP	WLS	BF	H	R	ER	SO	BB	IBB	HBP	BLK	WP	HR	S	P	ERA	WHIP
54 Ervin Santana, R ERA: 3.38	(1, 1)	6.0	W	22	5	1	1	5	1	0	0	0	0	0	62	102	1.50	1.000
59 Michael Tonkin, R ERA: 1.93	(7, 1)	1.0	H	3	0	0	0	2	0	0	0	0	0	0	8	10	0.00	0.000
57 Ryan Pressly, R ERA: 5.23	(8, 1)	1.0	H	6	1	1	1	2	2	0	0	0	0	0	16	27	9.00	3.000
49 Kevin Jepsen, R ERA: 5.65	(9, 1)	1.0		4	1	1	1	0	0	0	0	0	0	1	12	17	9.00	1.000

PITCHER	IP	WLS	BF	H	R	ER	SO	BB	IBB	HBP	BLK	WP	HR	S	P	ERA	WHIP

Batter	1	2	3	4	5	6	7	8	9	AB	R	H	RBI	BB	SO	LOB
7 Joe Mauer, L (1, 10) OBP: 0.405, SLG: 0.373	B SI 90 B SI 91 B SI 90 C SI 90 X SI 91 3-1 ① F7	B SI 91 S SI 91 C FC 88 X CH 87 1-2 ① L8	C FF 90 X FC 86 0-1 ① F7	C CU 76 B SL 84 C SL 82 B FF 93 S SL 84 2-3 ① K		4	0	0	0	0	1	0
9 Eduardo Núñez, R (1, 6) OBP: 0.374, SLG: 0.474	B FC 86 S CH 85 S SI 91 B KC 76 B SI 93 B SI 90 4-2 22 G5-4-3 BB	C FC 87 B KC 73 F SI 92 F KC 76 X FC 88 1-2 ② P2	B FC 90 C FC 85 T CH 89 B F FF 94 F FC 87 T KC 76 2-2 ② K	C CU 79 F FF 93 F FF 93 S SL 83 0-3 ② K		3	0	0	0	1	2	0
22 Miguel Sanó, R (1, 5) OBP: 0.329, SLG: 0.389	F FC 87 X SI 92 0-1 ②③ G5-4-3 1-2f	B FF 95 C CH 86 S FF 94 C KC 76 1-3 ③ K	B CH 85 B FF 92 C FC 87 B SI 91 S CH 86 B SI 92 4-2 52 PB BB	C FF 93 B SL 84 C CU 79 F FF 94 B SL 84 C SL 84 2-3 ③ K		3	0	0	0	1	2	1
52 ByungHo Park, R (1, 3) OBP: 0.342, SLG: 0.581		C SI 90 B SI 92 C SI 91 B KC 77 X SI 93 2-2 11 G3 20 1B 2B	B KC 73 S FC 87 B FF 92 C SI 91 T FC 88 2-2 ① K	S FF 91 B SI 92 S FC 87 T FF 93 1-2 ③ K 1-2		C CU 79 X SI 91 0-1 11 1B 20 E 1B				4	2	2	0	0	2	1
31 Oswaldo Arcia, L (1, 9) OBP: 0.310, SLG: 0.387 21 Darin Mastroianni, R (9, 9)		B SI 93 F SI 93 B SI 92 S SI 92 S SI 92 2-3 ① K	B KC 75 F SI 92 S FC 89 B KC 77 C KC 77 2-3 ② K			B FC 87 F FF 92 B SI 93 X FC 88 2-1 ① G3			B SI 90 F SI 90 D CU 82 X SI 90 2-1 ① F8	4 0	0 0	0 0	0 0	0 0	2 0	2 0
11 Jorge Polanco, S (1, 4) OBP: 0.364, SLG: 0.529		B SI 91 C CH 85 C SI 91 X FC 89 1-2 ② G3 2-3	B FC 87 S CH 86 X CH 86 1-1 ③ G6-3			B CH 85 B FF 90 C CH 84 F FC 87 X SI 91 2-2 HR			C SI 91 B CU 81 X SI 90 1-1 1-2 20 E 1B	4	2	2	1	0	0	1
20 Eddie Rosario, L (1, 7) OBP: 0.222, SLG: 0.317		S SI 92 B SI 92 F KC 75 B SI 92 B CH 88 X CH 87 3-2 37 2B 1B 3-H			F CH 84 X FC 88 0-1 ① B1	B FC 87 T SI 92 F FC 87 C KC 77 1-3 ② K			X SI 90 0-0 1-H 2-H E8	4	1	1	1	0	1	0
37 Juan Centeno, L (1, 2) OBP: 0.500, SLG: 0.800		B SI 92 1 SAFE X SI 91 1-0 1-H 2B			C CH 84 B FC 88 B FC 86 X CH 84 2-1 ② G4-3	B CH 87 B CH 86 B FF 92 C SI 91 X SI 91 3-1 1B			D CU 80 F SI 90 F SI 90 T CU 83 1-2 ② K	4	0	2	1	0	1	1
39 Danny Santana, S (1, 8) OBP: 0.266, SLG: 0.338		C SI 92 S FC 88 D KC 76 C KC 77 1-3 ③ K			S FC 87 C SI 91 B KC 77 F FC 86 X CH 87 1-2 ③ F8		D FF 90 B FF 88 C FF 90 F FF 91 S SL 84 2-3 ③ K		S CU 82 F FF 91 X CU 81 0-2 ③ G5-3	4	0	0	0	0	2	3
Inning Stats	R: 0 E: 0 K: 0 S: 6 H: 0 LOB: 0 BB: 1 P: 13	R: 2 E: 0 K: 2 S: 16 H: 3 LOB: 1 BB: 0 P: 26	R: 0 E: 0 K: 1 S: 10 H: 0 LOB: 0 BB: 0 P: 13	R: 0 E: 0 K: 2 S: 8 H: 0 LOB: 0 BB: 0 P: 13	R: 0 E: 0 K: 0 S: 8 H: 0 LOB: 0 BB: 0 P: 11	R: 0 E: 0 K: 2 S: 12 H: 0 LOB: 1 BB: 1 P: 19	R: 1 E: 0 K: 2 S: 13 H: 2 LOB: 1 BB: 0 P: 23	R: 0 E: 0 K: 3 S: 11 H: 0 LOB: 0 BB: 0 P: 15	R: 2 E: 1 K: 1 S: 13 H: 2 LOB: 1 BB: 0 P: 17	1B: 4 2B: 2 3B: 0 HR: 1 SF: 0 SAC: 0 DP: 1 HBP: 0						

PITCHER		IP	WLS	BF	H	R	ER	SO	BB	IBB	HBP	BLK	WP	HR	S	P	ERA	WHIP
47 Trevor Bauer, R ERA: 3.89	(1, 1)	6.2	L	26	5	3	3	8	2	0	0	0	0	1	70	113	4.05	1.050
62 Joba Chamberlain, R ERA: 0.71	(7, 1)	1.1		4	0	0	0	4	0	0	0	0	0	0	14	20	0.00	0.000
53 Jeff Manship, R ERA: 2.53	(9, 1)	1.0		6	2	2	0	1	0	0	0	0	0	0	13	17	0.00	2.000

PITCHER	IP	WLS	BF	H	R	ER	SO	BB	IBB	HBP	BLK	WP	HR	S	P	ERA	WHIP

TOP

Minnesota Twins @ Cleveland Indians

Progressive Field, Cleveland, OH

Sun May 15 2016, 1:12 PM - 3:50 PM EDT

Att. 13,236 - Cloudy - 45 F

livebaseballscorecards.com

AB	34
R	5
H	7
RBI	3
BB	2
SO	13
LOB	9

WP: 0	PB: 1	SB: 0	CS: 0
PA: 36			

BOTTOM

Batter	1	2	3	4	5	6	7	8	9	AB	R	H	RBI	BB	SO	LOB
41 Carlos Santana, S (1, 3) OBP: 0.326, SLG: 0.415	C FF 87 B SI 87 B CH 80 B FF 89 X FF 90 3-1 ① F8		B CH 81 X SI 90 1-0 22 1B 1B		X SI 87 0-0 ② F8		C KC 78 D KC 78 B SI 86 B KC 77 F SI 89 S SI 88 3-3 ③ K		B FF 92 C CH 83 D CU 82 X FF 94 2-1 ③ F8	5	0	1	0	0	1	3
22 Jason Kipnis, L (1, 4) OBP: 0.333, SLG: 0.456	C SI 89 B KC 76 B KC 76 B SI 90 C SI 88 S SI 88 3-3 ② K		1 SAFE B SI 88 B KC 74 C SI 89 F CH 79 X KC 82 2-2 1-3 1B		C FF 89 B SI 90 B CH 82 C KC 78 F KC 80 F KC 80 X FF 88 2-2 ③ F9			C FF 93 S FF 93 F FF 94 B FF 93 B SI 89 X FF 94 2-2 HR		4	1	2	1	0	1	0
12 Francisco Lindor, S (1, 6) OBP: 0.358, SLG: 0.381	C FF 90 F FF 88 B KC 80 B KC 80 B KC 80 B FF 90 4-2 BB		C KC 78 D KC 80 B SI 88 F KC 78 S KC 81 2-3 ③ K			B FF 88 X SI 88 1-0 ① L7		B FF 94 B FF 93 B FF 94 C FF 94 X FF 93 3-1 ① F7		3	0	0	0	1	1	2
26 Mike Napoli, R (1, 10) OBP: 0.296, SLG: 0.476	C FF 88 B FF 88 B KC 78 F KC 76 B FF 90 X FF 90 3-2 ③ F8			C SI 88 B FF 88 C KC 79 B CH 80 F KC 80 F KC 80 S KC 78 2-3 ① K		C FF 89 B SI 88 S KC 79 T KC 80 1-2 ② K		S FF 94 F FF 94 B FF 93 S FF 94 1-3 ② K		4	0	0	0	0	3	1
11 José Ramírez, S (1, 7) OBP: 0.365, SLG: 0.438		C FF 88 C FF 87 B FF 88 X KC 78 1-2 ① G5-3		F SI 90 X FF 88 0-1 30 1B 1B		C FF 90 C CH 82 B KC 79 B KC 80 X FF 89 2-2 4 WP 1B		X FF 94 0-0 ③ F7		4	0	2	0	0	0	0
4 Juan Uribe, R (1, 5) OBP: 0.297, SLG: 0.288		C KC 76 B KC 78 X FF 89 1-1 ② P6		X KC 76 0-0 ② L7		B KC 80 X KC 78 1-0 ③ G5-3 1-2			B FF 94 C FF 93 F FF 94 F CU 81 S CU 81 1-3 ① K	4	0	0	0	0	1	2
30 Tyler Naquin, L (1, 8) OBP: 0.349, SLG: 0.426		C KC 78 B CH 82 X SI 90 1-1 ③ G6-3		B FF 88 X KC 76 1-0 1-2 1B			C FF 88 S KC 80 B KC 81 B KC 81 B FF 90 F FF 90 X KC 79 3-2 ① G4-3		B FF 94 B FF 93 F FF 93 T FF 94 C FF 94 2-3 ② K	4	0	1	0	0	1	0
38 Chris Gimenez, R (1, 2) OBP: 0.364, SLG: 0.600			C FF 88 C KC 75 B KC 80 B FF 88 S KC 78 2-3 ① K	C KC 78 F FF 88 B FF 88 1 SAFE B KC 80 F KC 78 X FF 89 2-2 ③ G4-3			B KC 78 X FF 89 1-0 ② L7		C FF 93 X FF 93 0-1 1 1B 1B	4	0	1	0	0	1	2
1 Michael Martinez, S (1, 9) OBP: 0.500, SLG: 0.500			C KC 78 X SI 89 0-1 ② G4-3		C KC 76 B KC 80 X SI 90 1-1 ① F7		X FF 90 0-0 1B		F FF 93 X CH 83 0-1 1-2 1B	4	0	2	0	0	0	0
Inning Stats	R: 0 E: 0 K: 1 S: 10 H: 0 LOB: 1 BB: 1 P: 23	R: 0 E: 0 K: 0 S: 7 H: 0 LOB: 0 BB: 0 P: 10	R: 0 E: 0 K: 2 S: 12 H: 2 LOB: 2 BB: 0 P: 19	R: 0 E: 0 K: 1 S: 13 H: 2 LOB: 2 BB: 0 P: 18	R: 0 E: 0 K: 0 S: 8 H: 0 LOB: 0 BB: 0 P: 11	R: 0 E: 0 K: 1 S: 8 H: 1 LOB: 1 BB: 0 P: 13	R: 0 E: 0 K: 1 S: 9 H: 1 LOB: 1 BB: 0 P: 16	R: 1 E: 0 K: 1 S: 10 H: 1 LOB: 0 BB: 0 P: 16	R: 0 E: 0 K: 2 S: 13 H: 2 LOB: 2 BB: 0 P: 18	1B: 8 2B: 0 3B: 0 HR: 1	SF: 0 SAC: 0 DP: 0 HBP: 0	WP: 1 PB: 0 SB: 0 CS: 0	PA: 37				

PITCHER		IP	WLS	BF	H	R	ER	SO	BB	IBB	HBP	BLK	WP	HR	S	P	ERA	WHIP
56 Tyler Duffey, R ERA: 1.85	(1, 1)	7.0	W	28	6	0	0	6	1	0	0	0	1	0	67	110	0.00	1.000
65 Trevor May, R ERA: 3.48	(8, 1)	1.0	H	4	1	1	1	1	0	0	0	0	0	1	10	16	9.00	1.000
49 Kevin Jepsen, R ERA: 5.28	(9, 1)	1.0		5	2	0	0	2	0	0	0	0	0	0	13	18	0.00	2.000

PITCHER	IP	WLS	BF	H	R	ER	SO	BB	IBB	HBP	BLK	WP	HR	S	P	ERA	WHIP

Minnesota Twins @ Cleveland Indians

Progressive Field, Cleveland, OH

Sun May 15 2016, 1:12 PM - 3:50 PM EDT

Att. 13,236 - Cloudy - 45 F

livebaseballscorecards.com

AB	36
R	1
H	9
RBI	1
BB	1
SO	9
LOB	10

Cincinnati Reds @ Cleveland Indians

Progressive Field, Cleveland, OH

Mon May 16 2016, 6:10 PM - 9:23 PM EDT

Att. 12,184 - Partly Cloudy - 64 F

TOP

livebaseballscorecards.com

Batter	1	2	3	4	5	6	7	8	9	AB	R	H	RBI	BB	SO	LOB
2 Zack Cozart, R (1, 6) OBP: 0.319, SLG: 0.513 6 Billy Hamilton, S (9, PH) OBP: 0.283, SLG: 0.372	C FF 94 F FF 94 S FF 94 0-3 ① K		B CU 79 B FC 91 B FF 94 C FF 94 X FF 94 3-1 7 HR 1B		X FC 88 0-0 ① G4-3		C FF 95 B FC 88 B FF 96 S FF 94 X FF 95 2-2 ① L6		C FF 89 C SI 90 B FF 90 X SI 89 1-2 ② FC4-6 7 DI 1-2f 2-3	4 1	1 0	1 0	0 0	0 0	1 0	0 2
7 Eugenio Suárez, R (1, 5) OBP: 0.309, SLG: 0.454	F FF 95 F FF 95 X FF 94 0-2 ② G5-3		X FF 91 0-0 1-H HR		C FF 93 B CH 84 X FF 92 1-1 19 2B 32 1B 1B		B SL 80 C FF 95 F FF 95 B FF 95 F FF 94 F FF 95 S FF 95 2-3 ② K		C SL 82 F SI 90 F FF 91 S SI 90 0-3 ③ K 1-2	5	2	2	2	0	2	2
19 Joey Votto, L (1, 3) OBP: 0.357, SLG: 0.363	B FF 96 B FF 95 B FF 94 B FF 94 4-0 4 2B BB		C CH 86 F FF 94 B FF 93 B CH 86 F FF 94 F CH 87 B CU 80 X CH 86 3-2 ① F9		B FF 91 X FF 92 1-0 32 1B 1-3 2B		S FF 95 B FF 95 S SL 82 X FF 95 1-2 ③ F8			3	2	1	0	1	0	0
4 Brandon Phillips, R (1, 4) OBP: 0.307, SLG: 0.488 3 Iván De Jesús Jr., R (8, 4) OBP: 0.283, SLG: 0.283	X FF 94 0-0 32 CS 1-H 2B		B FF 94 S CH 86 X FF 92 1-1 ② F9		I IN 74 I IN 76 I IN 79 I IN 82 4-0 32 1B IBB			B SI 88 X SI 88 1-0 E4 32 G5-6-3		3 0	0 0	1 0	1 0	1 0	0 0	0 0
32 Jay Bruce, L (1, 9) OBP: 0.324, SLG: 0.500 40 Tyler Holt, R (8, 9) OBP: 0.340, SLG: 0.349	D FF 94 S CH 86 S FF 95 B FF 95 2-2 ③ CS 2-3	C CH 84 F CH 85 B FF 93 X FF 86 1-2 ① G3	C CU 78 B FF 94 B FF 91 C CH 86 F FF 94 X FF 95 2-2 1B		F FF 87 B SL 80 F FF 87 F SL 80 F FF 88 F SL 79 B SL 80 F FF 88 X FF 90 2-2 23 G4-3 1B 1-2 2-H 3-H			C SI 88 D SI 89 S CH 83 B CH 82 X FF 90 2-2 ① ② G5-6-3 1-2f		4 0	0 0	2 0	2 0	0 0	0 0	1 0
23 Adam Duvall, R (1, 7) OBP: 0.328, SLG: 0.587		S FC 91 C CU 79 X FF 93 0-2 HR	C FF 93 F FC 90 1 SAFE B FF 94 S CH 86 1-3 ③ K		C SI 94 X SI 94 0-1 ② ③ G4-3 1-2f			C FF 90 B SI 90 B SL 85 F SI 89 C FF 90 2-3 ③ K		4	1	1	1	0	2	3
9 José Peraza, R (1, 8) OBP: 0.333, SLG: 0.333		X FF 94 0-0 15 G5-3 1B		B CU 77 F FF 91 X CU 77 1-1 15 L1-3 1B		B CU 81 C CU 81 X SI 92 1-1 ① L9			C FF 88 B SI 90 X SI 90 1-1 ① G4-3	4	0	2	0	0	0	0
15 Jordan Pacheco, R (1, 10) OBP: 0.205, SLG: 0.308		X FF 90 0-0 ② G5-3 1-2	1 SAFE C FF 92 X 0-1 ① ② L1-3 1-1			B SI 94 B FF 93 X SI 94 2-0 ② G5-3			C FF 89 B CU 76 F SI 89 X SI 89 1-2 6 FC4-6 37 1B 1B	4	0	1	0	0	0	2
37 Ramón Cabrera, S (1, 2) OBP: 0.308, SLG: 0.182		S FF 94 S FF 93 F FF 94 F CH 87 X FF 86 0-2 ③ P5	B CH 84 C FF 93 B CU 80 B FF 93 X FF 92 3-1 ③ F7			C SI 94 X SI 94 0-1 ③ G5-3			C SI 89 F FF 89 X CU 76 0-2 6 FC4-6 1-2 1B	4	0	1	0	0	0	1
Inning Stats	R: 1 E: 0 K: 1 S: 9 H: 1 LOB: 0 BB: 1 P: 15	R: 1 E: 0 K: 0 S: 13 H: 2 LOB: 1 BB: 0 P: 14	R: 2 E: 0 K: 1 S: 17 H: 3 LOB: 1 BB: 0 P: 27	R: 0 E: 0 K: 0 S: 6 H: 1 LOB: 0 BB: 0 P: 10	R: 2 E: 0 K: 0 S: 13 H: 3 LOB: 1 BB: 1 P: 21	R: 0 E: 0 K: 0 S: 5 H: 0 LOB: 0 BB: 0 P: 8	R: 0 E: 0 K: 1 S: 11 H: 0 LOB: 0 BB: 0 P: 16	R: 0 E: 1 K: 1 S: 7 H: 0 LOB: 0 BB: 0 P: 12	R: 0 E: 0 K: 1 S: 15 H: 2 LOB: 2 BB: 0 P: 18	1B: 8 2B: 3 3B: 0 HR: 2	SF: 0 SAC: 0 DP: 3 HBP: 0					WP: 0 PB: 0 SB: 0 CS: 1	PA: 39

	AB	36
	R	6
	H	12
	RBI	6
	BB	2
	SO	5
	LOB	11

PITCHER		IP	WLS	BF	H	R	ER	SO	BB	IBB	HBP	BLK	WP	HR	S	P	ERA	WHIP
56 Cody Anderson, R ERA: 7.99	(1, 1)	4.1		22	9	6	6	2	1	1	0	0	0	2	49	76	12.46	2.308
57 Kyle Crockett, L ERA: 6.0	(5, 1)	0.0		1	1	0	0	0	0	0	0	0	0	0	7	9	∞	∞
48 Tommy Hunter, R ERA: 2.57	(5, 1)	1.2	W	4	0	0	0	0	0	0	0	0	0	0	7	10	0.00	0.000
34 Zach McAllister, R ERA: 1.93	(7, 1)	1.0		3	0	0	0	1	0	0	0	0	0	0	11	16	0.00	0.000
61 Dan Otero, R ERA: 1.29	(8, 1)	2.0		8	2	0	0	2	0	0	0	0	0	0	22	30	0.00	1.000

PITCHER	IP	WLS	BF	H	R	ER	SO	BB	IBB	HBP	BLK	WP	HR	S	P	ERA	WHIP

Batter	1	2	3	4	5	6	7	8	9	AB	R	H	RBI	BB	SO	LOB
20 Rajai Davis, R (1, 8) (8, 7) OBP: 0.270, SLG: 0.337	C FF 90 X FC 87 0-1 12 FC4-6 1B		T FF 90 B FF 89 B CH 76 X FF 89 2-1 22 SH5-3 12 2B 1-2 3-H 1B	B CU 70 B FF 90 B FF 88 C FF 88 B FF 90 4-1 22 1B 22 1B BB	B CU 77 B FC 88 F FC 86 B FC 88 F FC 89 F FC 88 F FC 88 B FC 89 4-2 1-2 2-3 BB	B FF 92 C FF 92 S SL 86 S SL 86 1-3 ③ K		B SL 85 B FF 95 B FF 95 C FF 96 S FF 96 X FF 96 3-2 ② F9		4	2	2	1	2	1	1
22 Jason Kipnis, L (1, 4) OBP: 0.338, SLG: 0.457 1 Michael Martinez, S (7, PR) (8, 4) OBP: 0.600, SLG: 0.800	1 SAFE B FF 89 B FF 89 1 SAFE C FF 90 1 SAFE X FF 89 2-1 P6 ①		X FC 84 0-0 SH5-3 1-2 2-3 ①	B FF 88 S FC 84 F FF 89 F FC 82 B FF 90 X FF 89 2-2 12 1B 26 1B 1-H 3-H 1B	C FC 89 S FC 87 S CU 81 0-3 ③ K		B SL 83 C FF 92 X CU 77 1-1 26 BB 12 1B 41 SF9 1B	X FF 95 0-0 E7 1-H 2B	4 1	1 1	2 1	2 1	0 0	1 0	4 0
12 Francisco Lindor, S (1, 6) OBP: 0.366, SLG: 0.396 30 Tyler Naquin, L (8, 8) OBP: 0.344, SLG: 0.419	1 SAFE 1 SAFE C FF 89 F FC 86 1 SAFE X FF 89 0-2 ② FC4-6 1-2f		C FF 91 S FC 87 X FC 86 0-2 26 1B 2-H 3-H 2B	1 SAFE F CH 74 F FF 88 1 SAFE X FF 88 0-2 26 1B 1-3 1B		C CU 78 B CH 85 X CU 78 1-1 ① G4-3	B FF 92 X FF 92 1-0 41 SF9 26 BB 10 SF7 1-2 1B	F FF 95 B FF 96 X FF 96 1-1 ③ G3-1	5 1	2 0	3 0	2 0	0 0	0 0	1 1
26 Mike Napoli, R (1, 3) OBP: 0.314, SLG: 0.480	T FF 90 S FF 90 C FF 91 0-3 ③ K		S FF 90 B FF 91 D CU 70 C FF 90 X FF 90 2-2 10 FC6-4 2-H 1B	B FC 83 X FF 87 1-0 1-2 3-H 1B		B FC 89 B FC 88 B FC 88 B FC 88 4-0 41 1B 10 HR BB	B CU 78 C FF 92 B CU 77 F FF 92 B SL 85 B FF 92 4-2 41 SF9 1-2 2-3 BB		3	1	2	2	2	1	1
41 Carlos Santana, S (1, 10) OBP: 0.329, SLG: 0.413		B FF 90 B CH 77 B FC 85 C FF 90 B FF 90 4-1 11 G6-4-3 BB	B CH 76 X FF 89 1-0 ② F8	C FC 84 C FF 88 B FF 87 B CH 74 D FC 84 X FC 82 3-2 ③ G5-3		C FC 89 F FC 88 F CU 78 F FC 89 X CU 78 0-2 10 HR 1-2 1B	B FF 93 F FF 93 F FF 93 X FF 93 1-2 ① SF9 1-2 2-3 3-H		3	1	1	1	1	0	3
10 Yan Gomes, R (1, 2) OBP: 0.212, SLG: 0.387 38 Chris Gimenez, R (9, 2) OBP: 0.364, SLG: 0.600	B FC 86 F FF 90 C FF 90 X FC 87 1-2 ① L9	F FF 90 X FC 86 0-1 ③ FC6-4 1-2f			C FC 88 X CU 78 0-1 20 BB 11 1B 1B	C CU 78 S CU 77 X FC 89 0-2 1-H 2-H HR	C SL 85 B FF 92 F FF 92 B SL 86 X SL 86 2-2 ② SF7 3-H		4 0	1 0	2 0	4 0	0 0	0 0	2 0
11 José Ramírez, S (1, 7) (8, 6) OBP: 0.376, SLG: 0.452	C FF 89 B FF 88 X FF 90 1-1 ②③ G6-4-3 1-2f			B CU 68 B FC 84 F FF 88 B CH 77 F FF 90 X FF 89 3-2 4 L8 22 1B 2B	X FC 88 0-0 20 BB 1-2 1B	C FC 78 B CU 78 B FC 89 S FC 87 F CU 79 F CU 80 B CU 79 B FC 88 4-2 6 HR BB	D CU 77 F FF 92 D CU 77 B FF 92 X FF 92 3-1 ③ G4-3		4	2	2	0	1	0	3
6 Marlon Byrd, R (1, 9) OBP: 0.304, SLG: 0.422			B FF 89 C FF 90 B FF 90 X FF 89 2-1 4 E 4 1B 20 1B 1B	B FF 90 B FF 90 X FC 85 2-0 ① G6-3	C FC 89 B CU 80 F FC 89 F CU 79 B CU 79 C FC 90 2-3 ① 1 SAFE 1 SAFE B FC 87 F FC 88 F FC 88 1 SAFE 1 SAFE B FC 89 X FC 88	2-2 1-H HR		C SL 83 B SL 86 X FF 96 1-1 1 2B 1 E 1B	5	3	3	2	0	1	3
4 Juan Uribe, R (1, 5) OBP: 0.292, SLG: 0.282			B FF 90 X FC 85 1-0 E6 22 SH5-3 20 1B 12 2B 1-3 1B	F FC 84 X FF 90 0-1 ② L8 2-3	B CU 77 F CU 49 X CU 77 1-1 ② F7	B SL 85 B FF 92 X FF 92 2-0 ② G4-3		S FF 95 F SL 87 C FF 97 0-3 ① K		5	1	1	0	0	1	4
Inning Stats	R: 0 E: 0 K: 1 S: 10 H: 1 LOB: 1 BB: 0 P: 12	R: 0 E: 0 K: 0 S: 6 H: 0 LOB: 0 BB: 1 P: 12	R: 4 E: 1 K: 0 S: 15 H: 5 LOB: 1 BB: 0 P: 23	R: 3 E: 0 K: 0 S: 18 H: 4 LOB: 2 BB: 1 P: 33	R: 0 E: 0 K: 2 S: 16 H: 2 LOB: 3 BB: 1 P: 23	R: 5 E: 0 K: 1 S: 21 H: 3 LOB: 0 BB: 2 P: 35	R: 2 E: 0 K: 0 S: 13 H: 2 LOB: 2 BB: 1 P: 25	R: 1 E: 1 K: 1 S: 11 H: 2 LOB: 1 BB: 0 P: 16		1B: 14 2B: 3 3B: 0 HR: 2 SF: 2 SAC: 1 DP: 1 HBP: 0					

PITCHER		IP	WLS	BF	H	R	ER	SO	BB	IBB	HBP	BLK	WP	HR	S	P	ERA	WHIP
47 John Lamb, L ERA: 5.79	(1, 1)	4.0	L	23	10	7	7	1	2	0	0	0	0	0	49	80	15.75	3.000
41 Layne Somsen, R ERA: 19.29	(5, 1)	1.1		12	5	5	5	2	3	0	0	0	0	2	33	51	33.75	6.000
54 Caleb Cotham, R ERA: 6.52	(6, 1)	1.2		8	2	2	2	1	1	0	0	0	0	0	17	32	10.80	1.800
66 JC Ramírez, R ERA: 4.91	(8, 1)	1.0		5	2	1	0	1	0	0	0	0	0	0	11	16	0.00	2.000

PITCHER	IP	WLS	BF	H	R	ER	SO	BB	IBB	HBP	BLK	WP	HR	S	P	ERA	WHIP

BOTTOM

Cincinnati Reds @ Cleveland Indians

Progressive Field, Cleveland, OH

Mon May 16 2016, 6:10 PM - 9:23 PM EDT

Att. 12,184 - Partly Cloudy - 64 F

livebaseballscorecards.com

AB	39
R	15
H	19
RBI	14
BB	6
SO	5
LOB	23

Cincinnati Reds @ Cleveland Indians

Progressive Field, Cleveland, OH

Tue May 17 2016, 6:11 PM - 9:29 PM EDT

Att. 13,095 - Partly Cloudy - 57 F

TOP

livebaseballscorecards.com

Batter	1	2	3	4	5	6	7	8	9	AB	R	H	RBI	BB	SO	LOB
2 Zack Cozart, R (1, 6) OBP: 0.311, SLG: 0.500 3 Iván De Jesús Jr., R (7, 6) OBP: 0.278, SLG: 0.277	F FF 93 B FF 94 X SL 84 1-1 P3 ①		C FF 94 X CU 81 0-1 G6-3 ②			X FF 91 0-0 G6-3 ②		C FF 93 S CU 79 S CH 84 0-3 K ①		3 1	0 0	0 0	0 0	0 0	0 1	0 1
6 Billy Hamilton, S (1, 8) OBP: 0.271, SLG: 0.356	C FF 93 B SI 94 F FF 95 S CH 86 1-3 K ②		X FF 95 0-0 B1-3 ③			C FF 93 C CU 80 F FF 96 S CH 85 0-3 K ③		X FC 93 0-0 G3-1 ② 2-3		4	0	0	0	0	2	1
19 Joey Votto, L (1, 3) OBP: 0.350, SLG: 0.354 15 Jordan Pacheco, R (7, 3) OBP: 0.200, SLG: 0.300	X FF 94 0-0 G4-3 ③			F FF 93 F CU 80 B SL 84 B CH 85 F FF 93 B FF 94 F FF 95 F FF 96 C FF 95 3-3 K ①			F FF 91 F SL 83 F FF 94 F FF 92 X CH 86 0-2 G3 ①	B FC 93 B SL 81 B FC 93 C FC 93 S FC 94 F FC 93 X FC 93 3-2 G1-3 ③		3 1	0 0	0 0	0 0	0 0	1 0	0 1
4 Brandon Phillips, R (1, 10) OBP: 0.312, SLG: 0.485		B FF 93 B FF 93 B FF 95 B FF 94 4-0 32 1B BB		C SL 85 X FF 94 0-1 G4-3 ②			F FF 95 B SL 83 C SL 82 X SL 85 1-2 7 1B 32 1B 23 SF7 1B		S FF 93 C KC 82 F FF 94 B FF 94 F KC 84 B KC 83 X KC 83 2-2 G3 ①	3	1	1	0	1	0	0
32 Jay Bruce, L (1, 9) OBP: 0.331, SLG: 0.504 40 Tyler Holt, R (7, PR) OBP: 0.354, SLG: 0.349 (7, 9)		X SI 93 0-0 1-2 1B		B FF 95 F CH 85 B FF 95 B FF 95 C FF 94 X CH 86 3-2 G3-1 ③			X FF 93 0-0 7 1B 1-2 1B		B KC 85 B FF 94 B FF 94 B FF 94 4-0 23 DI BB	3 0	0 0	2 0	0 1	0 0	0 0	0 0
7 Eugenio Suárez, R (1, 5) OBP: 0.308, SLG: 0.448		C FF 94 F SI 94 B CH 86 S CH 85 1-3 K ①			C SL 82 B SI 91 S SI 92 B SI 94 S CH 85 2-3 K ①		B CU 78 D CU 78 F FF 92 X FF 93 2-1 1-2 2-3 1B		B FF 93 C FF 93 X FF 94 1-1 F9 ②	4	0	1	0	0	2	3
23 Adam Duvall, R (1, 7) OBP: 0.317, SLG: 0.571		S FF 94 S FF 95 B FF 95 X CH 84 1-2 P2 ②			B FF 92 X SL 83 1-0 F7 ②		X CH 84 0-0 SF7 ② 3-H		F FF 94 D KC 84 F FF 93 B FF 93 C FF 93 2-3 1-2 K ③	3	0	0	1	0	1	3
9 José Peraza, R (1, 4) OBP: 0.250, SLG: 0.250		B SL 83 F SL 84 S SI 95 X CH 87 1-2 G4-3 ③			B FF 95 B FF 93 F SI 94 F FF 94 C SI 95 2-3 K ③		D CU 79 X FF 93 1-0 L9 ③			3	0	0	0	0	1	4
16 Tucker Barnhart, L (1, 2) OBP: 0.307, SLG: 0.390			C FF 92 F FF 92 B FF 94 B CH 84 F CH 83 S CH 86 2-3 K ①			C FF 89 F FF 93 X FF 91 0-2 L7 ①		B FF 91 C FF 92 B SL 84 X CH 83 2-1 6 G3-1 2B		3	0	1	0	0	1	0
Inning Stats	R: 0 E: 0 K: 1 S: 6 H: 0 LOB: 0 BB: 0 P: 8	R: 0 E: 0 K: 1 S: 10 H: 1 LOB: 2 BB: 1 P: 17	R: 0 E: 0 K: 1 S: 7 H: 0 LOB: 0 BB: 0 P: 9	R: 0 E: 0 K: 1 S: 11 H: 0 LOB: 0 BB: 0 P: 17	R: 0 E: 0 K: 2 S: 7 H: 0 LOB: 0 BB: 0 P: 12	R: 0 E: 0 K: 1 S: 8 H: 0 LOB: 0 BB: 0 P: 8	R: 1 E: 0 K: 0 S: 13 H: 3 LOB: 2 BB: 0 P: 17	R: 0 E: 0 K: 1 S: 10 H: 1 LOB: 1 BB: 0 P: 15	R: 0 E: 0 K: 1 S: 10 H: 0 LOB: 1 BB: 1 P: 19	1B: 4 2B: 1 3B: 0 HR: 0	SF: 1 SAC: 0 DP: 0 HBP: 0					

	AB	31
	R	1
	H	5
	RBI	1
	BB	2
	SO	9
	LOB	13

WP: 0 PB: 0 SB: 0 CS: 0 PA: 34

PITCHER		IP	WLS	BF	H	R	ER	SO	BB	IBB	HBP	BLK	WP	HR	S	P	ERA	WHIP
31 Danny Salazar, R ERA: 1.8	(1, 1)	7.1	W	28	5	1	1	8	1	0	0	0	0	0	67	95	1.23	0.818
31 Danny Salazar, R ERA: 1.8	(8, 1)	7.1	W	28	5	1	1	8	1	0	0	0	0	0	67	95	1.23	0.818
27 Bryan Shaw, R ERA: 6.19	(8, 1)	0.2		2	0	0	0	0	0	0	0	0	0	0	5	8	0.00	0.000
37 Cody Allen, R ERA: 4.86	(9, 1)	1.0		4	0	0	0	1	1	0	0	0	0	0	10	19	0.00	1.000

PITCHER	IP	WLS	BF	H	R	ER	SO	BB	IBB	HBP	BLK	WP	HR	S	P	ERA	WHIP

BOTTOM

Cincinnati Reds @ Cleveland Indians

Progressive Field, Cleveland, OH

Tue May 17 2016, 6:11 PM - 9:29 PM EDT

Att. 13,095 - Partly Cloudy - 57 F

livebaseballscorecards.com

Batter	1	2	3	4	5	6	7	8	9	AB	R	H	RBI	BB	SO	LOB
41 Carlos Santana, S (1, 10) (8, 3) OBP: 0.342, SLG: 0.415	X SI 91 0-0 G6-3 ①	B FF 92 B FS 84 D FS 86 B FS 86 4-0 22 WP 22 1B BB	C SI 92 X FC 90 0-1 2-H 1B		B FC 88 C SI 91 1 SAFE X FS 84 1-1 26 BB 22 BB 11 BB 1-3 3-H 1B	B FF 96 D FF 96 B FF 94 B FF 92 4-0 26 1B 1-2 BB	C FF 92 F FF 91 F FF 93 X FF 92 0-2 1-2f FC6-4 ③			4	2	2	2	2	0	2
22 Jason Kipnis, L (1, 4) OBP: 0.340, SLG: 0.451 1 Michael Martinez, S (7, 4) OBP: 0.500, SLG: 0.667	C SI 92 B FS 83 X FS 85 1-1 G3 ②	B FS 86 B FC 90 B SI 93 C SI 92 C FS 85 X FS 89 3-2 12 2B 1-H 2-H 3-H 1B	1 SAFE B SI 92 C SI 91 B FS 84 F FS 84 X FS 86 2-2 G4-3 ③		B FF 91 C FF 90 B FF 91 B FF 90 B FF 89 4-1 11 BB 26 BB 10 BB 1-2 BB	B FF 96 C SL 88 C SL 89 F CH 86 F CH 85 F SL 89 C FF 97 1-3 ①		B FF 94 F SL 95 B CH 86 F FF 94 X FF 95 2-2 F7 ①		4 1	1 0	1 0	2 0	1 0	1 0	3 0
12 Francisco Lindor, S (1, 6) OBP: 0.371, SLG: 0.414	B SI 92 B CU 77 B SI 93 C SI 92 X SI 92 3-1 1B	1 SAFE D SI 92 X FS 86 1-0 1-3 2B		C FF 90 F CU 76 B CU 78 F SI 91 X SI 91 1-2 G4-3 ①	F FF 91 S FF 92 F FF 93 S FF 92 0-3 K ②	B FF 97 D SL 88 F FF 96 F SL 89 C FF 96 2-3 K ②		B SL 79 B FF 94 F FF 94 S FF 94 X FF 95 2-2 2B		6	0	3	0	0	2	5
26 Mike Napoli, R (1, 3) OBP: 0.324, SLG: 0.481 31 Danny Salazar, R (8, 1) 27 Bryan Shaw, S (8, 1) 4 Juan Uribe, R (8, PH) OBP: 0.289, SLG: 0.279 37 Cody Allen, R (9, 1)	C FC 90 1 SAFE C CU 79 B FC 92 S CU 79 1-3 K ③	B FC 90 C FC 90 B SI 92 B FC 89 F FC 89 X FC 88 3-2 F8 ③		B SI 92 X SI 90 1-0 1B	C FF 92 D SL 84 B FF 92 F FF 92 D CH 86 B FF 92 4-2 10 BB 11 BB 8 BB 1-2 2-3 3-H BB	B SL 90 B FF 96 D SL 88 D SL 89 F SL 90 X SL 89 3-2 1-3 2-H 1B		D SL 81 S SL 81 F SL 80 X SL 82 1-2 G1-3 ②		4 0 0 1 0	1 0 0 0 0	2 0 0 0 0	2 0 0 0 0	1 0 0 0 0	1 0 0 1 0	3 0 0 1 0
11 José Ramírez, S (1, 5) OBP: 0.374, SLG: 0.439		B SI 92 C SI 91 B FC 89 X SI 92 2-1 G3 ①	C SI 90 C FC 86 B FS 86 X FS 86 1-2 6 S 8 1B 20 2B 1B	B SI 91 B FF 90 C FF 90 B SI 91 X SI 91 3-1 F8 ②	C FF 93 B FF 93 B CH 87 B FF 92 C FF 90 F FF 93 B FF 91 4-2 8 BB 10 BB 1-2 2-3 3-H BB	B SL 89 X FF 96 1-0 F7 ③		X FF 94 0-0 L8 ③		5	1	1	1	1	0	4
10 Yan Gomes, R (1, 2) OBP: 0.222, SLG: 0.385 38 Chris Gimenez, R (7, 2) OBP: 0.333, SLG: 0.545		B SI 92 X FC 88 1-0 6 1B 20 1B 1B	X FC 89 0-0 P3 ① F SI 91 X FC 89 0-1 G4-3 ③		D FF 92 B FF 92 B FF 90 C FF 91 F FF 92 F FF 92 B FF 91 4-2 8 BB 1-2 2-3 3-H BB		B FF 92 F FF 92 B FF 92 S FF 93 C FF 93 2-3 K ①			3 1	1 0	1 0	1 0	1 0	0 1	2 0
8 Lonnie Chisenhall, L (1, 9) OBP: 0.339, SLG: 0.400	X FF 93 0-0 F8 ②	C FC 87 1 SAFE B FS 82 1 SAFE X FS 84 1-1 20 2B 1-2 1B	B SI 90 B FS 82 X FS 88 1-1 20 1B 41 1B 2B		B FF 91 B FF 92 F FF 92 B CH 84 F FF 92 B FF 90 D FF 91 4-2 1-2 2-3 3-H BB		C SL 80 F SL 80 B FF 94 B FF 94 F FF 93 F FF 94 F FF 93 X SL 81 2-2 2B			4	2	3	1	1	0	1
6 Marlon Byrd, R (1, 7) OBP: 0.302, SLG: 0.414 30 Tyler Naquin, L (6, 8) OBP: 0.338, SLG: 0.413	B FC 90 C CU 79 S FC 89 D SI 92 F FS 83 X FF 92 2-2 20 1B 22 WP 1-2 1B	F FC 89 B FF 92 S FC 87 F SI 92 S CU 78 1-3 K ② B FC 87 X SI 90 1-0 G6-3 ① C SL 90 D SL 90 F SL 90 B FF 92 S CH 85 X SL 88 2-2 G6-3 ②				B SL 81 S FF 93 B FF 92 B FF 93 F FF 94 C FF 93 3-3 K ②			4 1	1 0	1 0	0 0	0 0	1 1	6 1
20 Rajai Davis, R (1, 8) OBP: 0.302, SLG: 0.364 (6, 7)	C FC 90 B CU 78 X FC 89 1-1 22 WP 22 1B 1-3 2-H 1B	F CU 79 S SI 92 1 SAFE B SI 92 X CU 78 1-2 41 1B 1-H 3-H 2B			B SI 90 X FF 91 1-0 41 1B 26 BB 2-3 1B	B FF 94 B SL 88 S FF 93 T FF 95 B SL 87 B SL 86 4-2 41 BB 26 1B BB	C FF 92 S FF 93 B FF 92 B FF 93 F FF 92 F FF 93 B FF 94 F FF 93 B FF 93 4-2 41 FC6-4 BB			3	4	3	3	2	0	0
Inning Stats	R: 0 E: 0 K: 1 S: 8 H: 1 LOB: 1 BB: 0 P: 13	R: 4 E: 0 K: 0 S: 17 H: 5 LOB: 2 BB: 1 P: 34	R: 3 E: 0 K: 1 S: 18 H: 4 LOB: 1 BB: 0 P: 24	R: 0 E: 0 K: 0 S: 9 H: 1 LOB: 1 BB: 0 P: 14	R: 5 E: 0 K: 1 S: 27 H: 3 LOB: 3 BB: 5 P: 53	R: 1 E: 0 K: 2 S: 15 H: 1 LOB: 2 BB: 2 P: 30	R: 0 E: 0 K: 2 S: 22 H: 1 LOB: 2 BB: 1 P: 33	R: 0 E: 0 K: 0 S: 10 H: 1 LOB: 1 BB: 0 P: 15		1B: 12 2B: 5 3B: 0 HR: 0 SF: 0 SAC: 0 DP: 0 HBP: 0					

AB	41
R	13
H	17
RBI	12
BB	9
SO	7
LOB	28

PITCHER		IP	WLS	BF	H	R	ER	SO	BB	IBB	HBP	BLK	WP	HR	S	P	ERA	WHIP
31 Alfredo Simon, R ERA: 10.34	(1, 1)	4.1	L	28	14	10	10	2	1	0	0	0	1	0	58	95	20.77	3.462
56 Steve Delabar, R ERA: 7.71	(5, 1)	0.1		6	0	2	2	1	5	0	0	0	0	0	16	36	54.00	15.000
36 Blake Wood, R ERA: 3.26	(5, 1)	1.1		7	1	1	1	2	2	0	0	0	0	0	20	37	6.75	2.250
52 Tony Cingrani, L ERA: 3.0	(7, 1)	1.0		5	1	0	0	2	1	0	0	0	0	0	22	33	0.00	2.000
27 Ross Ohlendorf, R ERA: 5.3	(8, 1)	1.0		4	1	0	0	0	0	0	0	0	0	0	10	15	0.00	1.000

PITCHER	IP	WLS	BF	H	R	ER	SO	BB	IBB	HBP	BLK	WP	HR	S	P	ERA	WHIP

WP: 1 PA: 50
PB: 0
SB: 1
CS: 0

Batter	1	2	3	4	5	6	7	8	9	10	11	12	AB	R	H	RBI	BB	SO	LOB
20 Rajai Davis, R (1, 8) OBP: 0.311, SLG: 0.420	B SI 92 B SI 92 F SI 93 C SI 93 B SL 86 S SI 94 3-3 ① **K**		B SL 82 S SI 93 C SL 83 B SL 86 F SI 95 B SI 95 X SI 94 3-2 **HR**		C CH 84 F SL 84 B SL 84 C SI 94 1-3 ③ **K**		B SL 86 B SL 85 F FF 95 F FF 96 B FF 96 B FF 95 4-2 12 WP 22 S 12 G4-3 **BB**		L FF 93 1 SAFE 1 SAFE F FF 93 B FF 93 X SL 81 1-2 **1-H HR**		C SL 88 B SL 89 C FF 93 S SL 88 1-3 ② **K**		5	3	2	3	1	3	0
22 Jason Kipnis, L (1, 4) OBP: 0.339, SLG: 0.450	C SL 84 X SL 86 0-1 ② **G3-1**		B FF 93 F FF 92 F SI 92 S SL 86 1-3 ① **K**			B SI 91 B FF 91 B FF 92 C SI 89 X FF 91 3-1 12 G4-3 26 E **2B**	B SI 95 1 SAFE B SI 94 B SI 96 C FF 97 B FF 95 4-1 12 G4-3 12 WP **1-2 BB**		C FF 93 B SL 82 B FF 93 B FF 92 F FF 92 X FF 93 3-2 ② **G4-3**		B FF 94 S FF 92 F FF 93 B SL 88 F FF 94 B FF 93 X FF 93 3-2 ③ **F9**		5	1	1	0	1	1	0
12 Francisco Lindor, S (1, 6) OBP: 0.376, SLG: 0.437	B FF 94 B SI 94 X SI 91 2-0 **1B**		B SI 92 B CH 85 X SI 92 2-0 ② **1B**			B SI 91 X FF 91 1-0 ① **G4-3** **2-3**	2 SAFE C FF 94 B CH 89 F FF 95 X CH 90 1-2 ② **G4-3** **1-3** **2-H**		C SL 84 B FF 95 X FF 96 1-1 ③ **G4-3**			B FF 94 B FF 93 F FF 93 S FF 93 B FF 94 X FF 93 3-2 **HR**	6	1	3	2	0	0	2
26 Mike Napoli, R (1, 3) OBP: 0.311, SLG: 0.460	X FF 94 0-0 ③ **F8**		S SL 84 B SL 85 C SI 93 F SL 86 X SI 93 1-2 ③ **G5-3**			S SL 84 D SL 83 D SL 83 D SI 93 F SL 81 F SL 85 X SL 84 3-2 **E5** 11 1B 6 1B **3-H**	C SL 86 F SL 86 B FF 96 B FF 96 F SL 83 D SL 88 F SL 84 X SL 86 3-2 ③ **F8**			B SL 86 C SL 84 S SL 84 F FF 95 B SL 87 B SL 86 S FF 95 3-3 ① **K**		B FF 91 B FF 93 C FF 95 F SL 89 C SL 88 2-3 ① **K**	6	1	0	0	0	2	2
11 José Ramírez, S (1, 7) (6, 5) OBP: 0.372, SLG: 0.433		B SI 91 X SI 93 1-0 10 2B 6 SF9 **1B**		B CH 85 X SI 89 1-0 **G6-3** ①		B CH 84 B SI 93 B SI 92 C SI 92 F SI 92 1 SAFE X FF 93 3-2 6 1B **1-2 1B**		C SI 86 B CH 86 B FF 94 F FF 93 X FF 94 2-2 ① **L5**		B SI 96 X FF 96 1-0 ② **F7**		B CH 85 C FF 94 S CH 87 F FF 95 X CU 77 1-2 ② **F7**	6	1	2	0	0	0	0
10 Yan Gomes, R (1, 2) OBP: 0.220, SLG: 0.383		F SI 90 X SI 93 0-1 **1-3 2B**		C SI 93 F SL 83 B SL 86 B SI 93 F SL 85 S FF 91 3-3 ② **K**		B FF 93 B SI 91 D SI 90 C SI 91 F SI 91 X SI 93 3-2 ② **F8**		C SL 80 T FF 94 S SL 82 0-3 ② **K**		X SL 84 0-0 **E5** 6 WP		B SL 89 C FF 96 B CU 78 B SL 87 S FF 94 F FF 95 S CU 76 3-3 ③ **K**	6	0	1	0	0	3	2
6 Marlon Byrd, R (1, 9) OBP: 0.307, SLG: 0.411 (6, 7) 37 Cody Allen, R (10, 1) 61 Dan Otero, R (12, 1)		S SI 93 B SI 93 D SL 86 F SI 95 F SL 87 F SI 94 X SI 95 2-2 ① **SF9** **3-H**		F SI 92 F SL 85 S CH 88 0-3 ③ **K**		X FF 91 0-0 **1-2 2-H 1B**		C SL 81 F FF 95 B SL 82 S SL 83 1-3 ③ **K**		B FF 97 I I I 4-0 **1-2 IBB**			3 0 0 0	0 0 0 0	1 0 0 0	2 0 0 0	1 0 0 0	2 0 0 0	0 0 0 0
4 Juan Uribe, R (1, 5) OBP: 0.280, SLG: 0.270 62 Joba Chamberlain, R (7, 1) 53 Jeff Manship, R (8, 1) 41 Carlos Santana, S (9, PH) OBP: 0.340, SLG: 0.412 27 Bryan Shaw, S (9, 1) 1 Michael Martinez, S (10, PH) OBP: 0.429, SLG: 0.571 (10, 7)		D CH 88 X CH 87 1-0 ② **L7**			C SI 90 F SI 92 B SI 91 S SL 84 1-3 ① **K**	F SL 84 F SL 82 S SL 85 0-3 ③ **K**			C SL 81 B SL 81 B FF 93 B FF 93 F FF 94 X FF 94 3-2 ① **G6-3**	B SI 97 C SI 96 F FF 97 S FF 98 1-3 ③ **K**			3 0 0 1 0 0	0 0 0 0 0 0	0 0 0 0 0 0	0 0 0 0 0 0	2 0 0 0 0 1	3 0 0 0 0 2
52 Mike Clevinger, R (1, 1) 57 Kyle Crockett, L (6, 1) 34 Zach McAllister, R (6, 1) 8 Lonnie Chisenhall, L (6, 9) OBP: 0.339, SLG: 0.386		B SI 93 F SI 94 X SI 94 1-1 ③ **G3**			C SI 91 X SI 93 0-1 ② **G3**		C FF 94 B SI 95 F FF 95 B FF 95 F SL 84 X CH 88 2-2 ① **F7**		B SL 81 C FF 93 F FF 94 F FF 94 F FF 92 B SL 81 B FF 93 F FF 94 F FF 95 4-2 B FF 94 20 HR **BB**		F FF 92 B FF 92 X FF 92 1-1 ① **G4-3**		2 0 0 2	0 0 0 1	0 0 0 0	0 0 0 1	0 0 0 0	0 0 0 0	1 0 0 0
Inning Stats	R: 0 H: 1 E: 0 LOB: 1 K: 1 BB: 0 S: 7 P: 12	R: 1 H: 2 E: 0 LOB: 1 K: 0 BB: 0 S: 11 P: 16	R: 1 H: 2 E: 0 LOB: 0 K: 1 BB: 0 S: 12 P: 19	R: 0 H: 0 E: 0 LOB: 0 K: 2 BB: 0 S: 8 P: 12	R: 0 H: 0 E: 0 LOB: 0 K: 2 BB: 0 S: 8 P: 10	R: 2 H: 3 E: 1 LOB: 2 K: 1 BB: 0 S: 17 P: 30	R: 1 H: 0 E: 0 LOB: 1 K: 0 BB: 2 S: 15 P: 29	R: 0 H: 0 E: 0 LOB: 0 K: 2 BB: 0 S: 9 P: 12	R: 2 H: 1 E: 0 LOB: 0 K: 0 BB: 1 S: 17 P: 29	R: 0 H: 0 E: 1 LOB: 2 K: 2 BB: 1 S: 9 P: 18	R: 0 H: 0 E: 0 LOB: 0 K: 1 BB: 0 S: 9 P: 14	R: 1 H: 1 E: 0 LOB: 0 K: 2 BB: 0 S: 14 P: 23	1B: 5 2B: 2 3B: 0 HR: 3	SF: 1 SAC: 0 DP: 0 HBP: 0	WP: 2 PB: 0 SB: 1 CS: 0	PA: 51			

PITCHER		IP	WLS	BF	H	R	ER	SO	BB	IBB	HBP	BLK	WP	HR	S	P	ERA	WHIP
29 Brandon Finnegan, L ERA: 4.44	(1, 1)	5.2		25	8	4	3	6	0	0	0	0	0	1	60	96	4.76	1.412
70 Jumbo Diaz, R ERA: 5.63	(6, 1)	1.1		6	0	1	1	1	2	0	0	0	1	0	18	32	6.75	1.500
27 Ross Ohlendorf, R ERA: 5.03	(8, 1)	1.0	H	3	0	0	0	2	0	0	0	0	0	0	9	12	0.00	0.000
52 Tony Cingrani, L ERA: 3.86	(9, 1)	0.2	B	4	1	2	2	0	1	0	0	0	0	1	15	26	27.00	3.000
66 JC Ramírez, R ERA: 4.5	(9, 1)	1.1		6	0	0	0	2	0	1	0	0	1	0	11	21	0.00	0.000

PITCHER		IP	WLS	BF	H	R	ER	SO	BB	IBB	HBP	BLK	WP	HR	S	P	ERA	WHIP
54 Caleb Cotham, R ERA: 6.2	(11, 1)	1.0		3	0	0	0	1	0	0	0	0	0	0	9	14	0.00	0.000
48 Keyvius Sampson, R ERA: 11.25	(12, 1)	1.0	L	4	1	1	1	2	0	0	0	0	0	1	14	23	9.00	1.000

TOP

Cleveland Indians @ Cincinnati Reds

Great American Ball Park, Cincinnati, OH

Wed May 18 2016, 7:13 PM - 11:32 PM EDT

Att. 22,815 - Partly Cloudy - 66 F

livebaseballscorecards.com

AB	46
R	8
H	10
RBI	7
BB	4
SO	14
LOB	12

Cleveland Indians @ Cincinnati Reds

Great American Ball Park, Cincinnati, OH

Wed May 18 2016, 7:13 PM - 11:32 PM EDT

Att. 22,815 - Partly Cloudy - 66 F

livebaseballscorecards.com

BOTTOM

Batter	1	2	3	4	5	6	7	8	9	10	11	12	AB	R	H	RBI	BB	SO	LOB
2 Zack Cozart, R (1, 6) OBP: 0.320, SLG: 0.508	X FF 94 0-0 6 FC4-6 1B		C SL 81 F FF 93 X SL 78 0-2 ② L8			C FF 92 S SL 80 F SL 79 X FF 92 0-2 6 1B 19 2B 1B	C CU 79 S SL 86 X SL 86 0-2 2B		B FC 94 F FC 95 B FC 96 F FC 94 F SL 82 S SL 84 2-3 ② K			F SL 83 X SI 91 0-1 ② P4	6	1	3	0	0	1	0
6 Billy Hamilton, S (1, 8) OBP: 0.275, SLG: 0.354	C FF 94 B FF 94 S CH 88 F FF 93 F CH 89 B CU 73 X FF 94 2-2 ① FC4-6 19 S 1-2f		S CH 88 C CU 74 B FF 94 B CH 86 B CH 86 F FF 93 X FF 92 3-2 ③ F8			X FF 92 0-0 19 2B 1B 1-2	C CU 80 C CU 81 S SL 86 0-3 ② K2-3		B FC 95 T FC 95 B FC 95 L FC 94 F SL 85 C FC 97 2-3 ③ K			S FF 90 B FF 90 F SI 90 B SL 85 F FF 91 F FF 91 X SI 91 2-2 19 BB 1B	6	1	2	0	0	2	2
19 Joey Votto, L (1, 3) OBP: 0.356, SLG: 0.359	B FF 95 1 SAFE B FF 95 C FF 94 1 SAFE F CH 88 S SL 80 2-3 ② K 1-2			B CH 85 C FF 93 B FF 92 F FF 93 B CH 87 S CH 86 3-3 ① K		B FF 92 C FF 92 X FF 93 1-1 32 1B 7 HR 2B 1-H 2-H	I IN 72 I IN 75 I IN 74 I 4-0 IBB			X FF 94 0-0 ① L9		B SI 90 B CH 81 B SI 89 C SI 89 F SI 88 B SI 89 4-2 1-2 BB	4	1	1	2	2	2	1
4 Brandon Phillips, R (1, 4) OBP: 0.299, SLG: 0.463	C FF 95 X CU 75 0-1 ③ G6-3			B SL 81 B FF 92 B FF 92 C FF 92 F FF 93 X SL 80 3-2 ② G6-3		F SL 80 F FF 92 F SL 80 S CH 87 0-3 ① K	S SL 86 X SL 85 0-1 ③ L4			B FF 94 S KC 85 B FF 95 F FF 95 F KC 84 X KC 85 2-2 ② G5-3		C FF 90 S SL 83 X SL 84 0-2 ③ F9	6	0	0	0	0	1	6
32 Jay Bruce, L (1, 9) OBP: 0.347, SLG: 0.557		C FF 94 F FF 93 B CH 87 B CU 74 B FF 93 B FF 94 4-2 BB		X CH 87 0-0 HR		F SL 78 S SL 79 F SL 80 B FF 89 X SL 79 1-2 7 HR 1B 2-3		B SI 92 S CU 81 B CU 82 F SI 92 B CU 82 X SI 92 3-2 HR		B FF 94 B KC 84 C KC 85 X FF 93 2-1 ③ G1			4	3	3	2	1	0	0
7 Eugenio Suárez, R (1, 5) OBP: 0.304, SLG: 0.460		F FF 93 C SL 80 S SL 80 0-3 ① K		S FF 94 B FF 93 S SL 81 F SL 81 X FF 93 1-2 ③ G5-3		B FF 94 B FF 96 X FF 95 2-0 1-H 3-H HR		B CU 83 S CU 84 C SI 91 B CU 83 F CU 84 F CU 82 F CU 83 B SI 91 S CU 84 3-3 ① K			C KC 84 B KC 84 C FF 94 X KC 85 1-2 ① G6-3		5	1	1	3	0	2	1
40 Tyler Holt, R (1, 7) OBP: 0.327, SLG: 0.319 66 JC Ramírez, R (9, 1) 54 Caleb Cotham, R (11, 1) 3 Iván De Jesús Jr., R (11, PH) OBP: 0.273, SLG: 0.271 48 Keyvius Sampson, R (12, 1)		C FF 94 C CU 74 X FF 94 0-2 ② L9		B FF 91 S FF 92 F FF 93 X SL 80 1-2 ① F8		S FF 95 C FF 96 B FF 95 B CU 83 C FF 96 2-3 ② K		C SI 91 X CU 84 0-1 ② G4-3			B FF 95 C KC 83 S KC 85 F KC 84 B FF 95 S FF 95 2-3 ② K		4 0 0 1 0	0 0 0 0 0	0 0 0 0 0	0 0 0 0 0	0 0 0 1 0	1 0 0 0 0	1 0 0 0 0
16 Tucker Barnhart, L (1, 2) OBP: 0.290, SLG: 0.368		B FF 94 F CH 88 B FF 94 X FF 93 2-1 ③ F7		S CH 87 B CU 74 C FF 92 B CH 87 X CH 87 2-2 ② G1-3		B CU 80 B FF 95 S FF 95 S FF 95 T FF 95 2-2 K		X SI 91 0-0 ③ G4-3			B FF 95 C KC 85 S FF 95 F FF 95 S KC 85 1-3 ③ K		5	0	0	0	0	2	1
29 Brandon Finnegan, L (1, 1) OBP: 0.316, SLG: 0.333 70 Jumbo Díaz, R (6, 1) 15 Jordan Pacheco, R (7, PH) OBP: 0.195, SLG: 0.293 27 Ross Ohlendorf, R (8, 1) 52 Tony Cingrani, L (9, 1) 23 Adam Duvall, R (9, 7) OBP: 0.311, SLG: 0.561			B FF 91 C FF 92 B FF 93 F FF 92 F FF 94 F FF 93 F CU 74 B FF 94 F FF 92 3-3 ① S FF 94 K		X FF 92 0-0 ③ G4-3		S FF 94 S FF 94 B FF 95 B FF 95 B SL 86 C SL 84 3-3 ① K			S SL 83 X SL 82 0-1 ① G5-3		B SI 89 X SI 89 1-0 ① P4	2 0 1 0 0 2	0 0 0 0 0 0	0 0 0 0 0 0	0 0 0 0 0 0	1 0 1 0 0 0	0 0 0 0 0 0	0 0 0 0 0 0
Inning Stats	R: 0 H: 1 E: 0 LOB: 1 K: 1 BB: 0 S: 11 P: 15	R: 0 H: 0 E: 0 LOB: 1 K: 1 BB: 1 S: 10 P: 16	R: 0 H: 0 E: 0 LOB: 0 K: 1 BB: 0 S: 14 P: 20	R: 1 H: 1 E: 0 LOB: 0 K: 1 BB: 0 S: 11 P: 18	R: 0 H: 0 E: 0 LOB: 0 K: 0 BB: 0 S: 7 P: 10	R: 5 H: 5 E: 0 LOB: 0 K: 3 BB: 0 S: 22 P: 30	R: 0 H: 1 E: 0 LOB: 2 K: 2 BB: 1 S: 11 P: 18	R: 1 H: 1 E: 0 LOB: 0 K: 1 BB: 0 S: 12 P: 18	R: 0 H: 0 E: 0 LOB: 0 K: 2 BB: 0 S: 10 P: 14	R: 0 H: 0 E: 0 LOB: 0 K: 0 BB: 0 S: 7 P: 11	R: 0 H: 0 E: 0 LOB: 0 K: 2 BB: 0 S: 11 P: 15	R: 0 H: 1 E: 0 LOB: 2 K: 0 BB: 1 S: 13 P: 20	1B: 5 2B: 2 3B: 0 HR: 3	SF: 0 SAC: 0 DP: 0 HBP: 0	WP: 0 PB: 0 SB: 1 CS: 0	PA: 49			

PITCHER		IP	WLS	BF	H	R	ER	SO	BB	IBB	HBP	BLK	WP	HR	S	P	ERA	WHIP
52 Mike Clevinger, R ERA: 6.75	(1, 1)	5.1		22	5	4	4	5	1	0	0	0	0	1	64	91	6.75	1.125
57 Kyle Crockett, L ERA: 9.0	(6, 1)	0.0		1	1	0	0	0	0	0	0	0	0	0	4	5	∞	∞
34 Zach McAllister, R ERA: 2.45	(6, 1)	0.2	B	3	1	2	2	2	0	0	0	0	0	1	7	13	27.00	1.500
62 Joba Chamberlain, R ERA: 0.66	(7, 1)	1.0		5	1	0	0	2	0	1	0	0	0	0	11	18	0.00	1.000
53 Jeff Manship, R ERA: 3.09	(8, 1)	1.0		4	1	1	1	1	0	0	0	0	0	1	12	18	9.00	1.000

PITCHER		IP	WLS	BF	H	R	ER	SO	BB	IBB	HBP	BLK	WP	HR	S	P	ERA	WHIP
27 Bryan Shaw, R ERA: 5.82	(9, 1)	1.0		3	0	0	0	2	0	0	0	0	0	0	10	14	0.00	0.000
37 Cody Allen, R ERA: 4.34	(10, 1)	2.0	W	6	0	0	0	2	0	0	0	0	0	0	18	26	0.00	0.000
61 Dan Otero, R ERA: 1.2	(12, 1)	1.0	S	5	1	0	0	0	1	0	0	0	0	0	13	20	0.00	2.000

AB	46
R	7
H	10
RBI	7
BB	3
SO	14
LOB	12

Cleveland Indians @ Cincinnati Reds

Great American Ball Park, Cincinnati, OH

Thu May 19 2016, 7:12 PM - 9:59 PM EDT

Att. 21,173 - Clear - 70 F

TOP

livebaseballscorecards.com

Batter	1	2	3	4	5	6	7	8	9	AB	R	H	RBI	BB	SO	LOB
20 Rajai Davis, R (1, 8) OBP: 0.323, SLG: 0.440	C SI 91 S CU 74 B FF 90 B CU 76 F FF 91 F CU 75 C SI 92 2-3 ① K		B CU 74 C SI 91 B SI 90 B SI 90 X SI 90 3-1 ② G3 1-2		M SL 84 B FF 90 X SL 85 1-1 12 S 12 1B 2-H 2B	B FF 94 B FF 94 B FF 94 X FF 94 3-0 2-H 2B		B SL 87 B FF 92 B FF 92 B FF 92 4-0 BB		4	1	2	2	1	1	1
22 Jason Kipnis, L (1, 4) OBP: 0.335, SLG: 0.438	C SI 91 B FF 91 F CH 85 F CU 77 B FF 92 X FF 93 2-2 ② P6		B FF 90 C FF 90 C SI 90 B CH 84 D CU 75 X CH 84 3-2 ③ G3		B FF 90 F FF 91 X FF 90 1-1 ① F7	B FF 94 D CU 76 B FF 94 B FF 94 4-0 BB		B FF 92 F SL 87 D FF 95 X FF 94 2-1 ② F9		4	0	0	0	1	0	3
12 Francisco Lindor, S (1, 6) OBP: 0.382, SLG: 0.439	B CH 85 B SI 91 B SI 92 C FF 90 F SI 91 B FF 90 4-2 41 S BB			B CU 74 C SI 91 X SI 91 1-1 E6 41 HR 1B	D CU 77 F FF 91 X FF 91 1-1 41 HR 2-H 1B	B CH 83 C FF 94 B FF 95 B FF 94 X FF 94 3-1 ③ G4-1		C FF 93 X SL 85 0-1 ③ F7		4	2	2	1	1	0	3
41 Carlos Santana, S (1, 3) OBP: 0.348, SLG: 0.459	B FF 92 B CU 74 C SI 91 B FF 91 C SI 91 S CH 85 3-3 ③ K 1-2			B FF 89 X SI 90 1-0 2-H HR	1 SAFE 1 SAFE 1 SAFE X FF 91 0-0 1-H HR		B CH 84 B SL 87 B FF 93 B FF 92 4-0 4 1B BB		C SL 90 B CH 86 F SI 95 B SL 84 X SL 91 2-2 ① P6	4	2	2	4	1	1	1
11 José Ramírez, S (1, 7) OBP: 0.364, SLG: 0.417		C CH 88 B FF 90 B SI 88 S CH 84 X CH 83 2-2 ① G4-3		B SI 90 B FF 90 B CH 88 C FF 89 B CH 88 4-1 4 E 4 FC4 BB	B FF 91 F FF 91 C FF 91 S SL 85 1-3 ② K		C FF 92 C FF 93 B FF 92 B CH 85 X FF 94 2-2 ① F8		C FF 97 X SL 86 0-1 ② G4-3	4	0	0	0	1	1	1
8 Lonnie Chisenhall, L (1, 9) OBP: 0.313, SLG: 0.355		C FF 90 B SI 92 B CH 90 X CH 85 2-1 ② F9		1 SAFE F FF 89 X CH 84 0-1 ① F8	F FF 91 B SL 85 B FF 91 F FF 91 B FF 91 X FF 91 3-2 ③ F7		X FF 92 0-0 ② L7		F FF 97 F FF 98 C CH 87 0-3 ③ K	5	0	0	0	0	1	2
4 Juan Uribe, R (1, 5) OBP: 0.288, SLG: 0.280		B CU 76 B SI 90 B SI 91 F FF 88 X SI 90 3-1 ③ F9		1 SAFE F FF 90 P PO 82 X SI 90 1-1 FC4 38 G4-6-3 1-3		B CU 73 F FF 93 X FF 94 1-1 43 SH1-4 20 2B 1B B FF 92 X FF 93 1-0 1-2 1B				4	1	2	0	0	0	1
38 Chris Gimenez, R (1, 2) OBP: 0.250, SLG: 0.400			C SI 90 C CU 75 B CU 74 F SI 90 B CU 73 T FF 90 2-2 ① K	C CU 73 D CU 74 D SL 86 B FF 90 X FF 90 3-1 ② ③ G4-6-3 1-2f		X FF 94 0-0 ① L7	C FF 95 D CU 78 S SL 87 X SL 86 1-2 ③ G5-3			4	0	0	0	0	1	5
43 Josh Tomlin, R (1, 1) OBP: 0.667, SLG: 1.000 57 Kyle Crockett, L (8, 1) 48 Tommy Hunter, R (9, 1)			B FF 88 C SI 90 X SI 90 1-1 20 G3 1B		B FF 89 B FF 90 F FF 90 S FF 91 F SL 86 X FF 92 2-2 20 2B 2B	L FF 93 B CU 73 X FF 90 1-1 ② SH1-4 1-2		B FF 92 F FF 91 F SL 83 S SL 87 1-3 ① K		3 0 0	1 0 0	2 0 0	0 0 0	0 0 0	1 0 0	0 0 0

| Inning Stats | | | |

BOTTOM

Cleveland Indians @ Cincinnati Reds

Great American Ball Park, Cincinnati, OH

Thu May 19 2016, 7:12 PM - 9:59 PM EDT

Att. 21,173 - Clear - 70 F

livebaseballscorecards.com

Batter	1	2	3	4	5	6	7	8	9	AB	R	H	RBI	BB	SO	LOB
2 Zack Cozart, R (1, 6) OBP: 0.333, SLG: 0.520	C SI 87 B FC 86 X FC 85 1-1 6 FC1-6 1B		C FC 87 X FC 86 0-1 ③ F8		B CH 84 B FC 86 C FC 85 B FC 86 B FF 88 4-1 BB			B CU 74 X FC 83 1-0 6 F8 2B		3	0	2	0	1	0	0
6 Billy Hamilton, S (1, 8) OBP: 0.274, SLG: 0.360	1 SAFE X FC 85 0-0 ① FC1-6 1-2f			C FC 85 C FF 88 F CU 76 X FC 85 0-2 19 HR 2B	C SI 86 C FC 84 1 SAFE C FC 83 0-3 ③			X FF 86 0-0 ② F8 2-3		4	1	1	0	0	1	3
19 Joey Votto, L (1, 3) OBP: 0.353, SLG: 0.378	F FF 86 1 SAFE B FC 85 1 SAFE C FF 87 1 SAFE B FC 85 1 SAFE F FC 85 2-2 ② T FC 84			X FF 87 0-0 2-H HR		B FC 85 X CH 82 1-0 ① L9		F SL 78 F FF 88 B FF 89 S FF 89 1-3 ③		4	1	1	2	0	2	2
4 Brandon Phillips, R (1, 4) OBP: 0.291, SLG: 0.450	1 SAFE C FC 84 X CH 84 0-1 ③ F8			X FC 86 0-0 ① G6-3		C CU 75 S FC 84 B FF 88 F FC 85 F FF 87 S FC 85 1-3 ② K			B SI 95 X SI 95 1-0 ① L9	4	0	0	0	0	1	1
32 Jay Bruce, L (1, 9) OBP: 0.338, SLG: 0.541		B CU 74 F CH 82 F FC 84 B FC 86 B FC 86 F FF 88 C FF 88 3-3 ① K		B CH 84 C FC 86 X FC 86 1-1 ② G3-1		C FF 87 B FC 85 B FC 85 F CH 84 S FC 86 2-3 ③ K			B FC 91 X SI 95 1-0 ② G4-3	4	0	0	0	0	2	0
7 Eugenio Suárez, R (1, 5) OBP: 0.303, SLG: 0.455		B CH 85 C FC 86 B FF 88 F FC 86 X FC 85 2-2 ② P3		C CU 76 B FF 89 X FC 86 1-1 E6 1B			C FC 84 C FF 88 C FC 84 0-3 ① K		S CU 88 X CU 80 0-1 ③ F8	4	0	1	0	0	1	0
23 Adam Duvall, R (1, 7) OBP: 0.304, SLG: 0.547		C CU 76 X FC 85 0-1 ③ G6-3		C FC 85 T FF 88 X FC 85 0-2 ③ P4			F CH 83 C FF 88 X CU 76 0-2 ② F9			3	0	0	0	0	0	1
16 Tucker Barnhart, L (1, 2) OBP: 0.281, SLG: 0.356			X FF 88 0-0 ① G5-3		C SI 87 C FC 85 B FC 86 X CU 76 1-2 ① G4-3		B FF 88 B FC 84 X FC 84 2-0 ③ L6			3	0	0	0	0	0	0
68 Tim Adleman, R (1, 1) 54 Caleb Cotham, R (4, 1) 40 Tyler Holt, R (5, PH) OBP: 0.321, SLG: 0.313 48 Keyvius Sampson, R (6, 1) 15 Jordan Pacheco, R (8, PH) OBP: 0.190, SLG: 0.286 36 Blake Wood, R (9, 1)			C FF 88 C FC 85 F FC 85 S FF 88 0-3 ② K		B CH 83 T FC 85 B FF 89 S FC 87 B FF 88 F FC 85 F FC 87 F SI 88 F SI 88 3-2 F FC 85 F FF 89 X FC 88 G4-3			B FC 84 X FC 83 1-0 ① P3		1 0 1 0 1 0	0 0 0 0 0 0	0 0 0 0 0 0	0 0 0 0 0 0	1 0 0 0 0 0	0 0 0 0 0 0
Inning Stats	R: 0 E: 0 K: 1 S: 9 H: 1 LOB: 1 BB: 0 P: 12	R: 0 E: 0 K: 1 S: 9 H: 0 LOB: 0 BB: 0 P: 14	R: 0 E: 0 K: 1 S: 7 H: 0 LOB: 0 BB: 0 P: 7	R: 2 E: 1 K: 0 S: 13 H: 3 LOB: 1 BB: 0 P: 15	R: 0 E: 0 K: 1 S: 16 H: 0 LOB: 1 BB: 1 P: 24	R: 0 E: 0 K: 2 S: 9 H: 0 LOB: 0 BB: 0 P: 13	R: 0 E: 0 K: 1 S: 7 H: 0 LOB: 0 BB: 0 P: 9	R: 0 E: 0 K: 1 S: 6 H: 1 LOB: 1 BB: 0 P: 9	R: 0 E: 0 K: 0 S: 4 H: 0 LOB: 0 BB: 0 P: 6	1B: 2 2B: 2 3B: 0 HR: 1	SF: 0 SAC: 0 DP: 0 HBP: 0		WP: 0 PB: 0 SB: 0 CS: 0	PA: 33		

	AB	32
	R	2
	H	5
	RBI	2
	BB	1
	SO	8
	LOB	7

PITCHER		IP	WLS	BF	H	R	ER	SO	BB	IBB	HBP	BLK	WP	HR	S	P	ERA	WHIP
43 Josh Tomlin, R ERA: 3.56	(1, 1)	7.2	W	29	5	2	2	7	1	0	0	0	0	1	73	99	2.35	0.783
57 Kyle Crockett, L ERA: 8.1	(8, 1)	0.1		1	0	0	0	1	0	0	0	0	0	0	3	4	0.00	0.000
48 Tommy Hunter, R ERA: 2.25	(9, 1)	1.0		3	0	0	0	0	0	0	0	0	0	0	4	6	0.00	0.000

PITCHER	IP	WLS	BF	H	R	ER	SO	BB	IBB	HBP	BLK	WP	HR	S	P	ERA	WHIP

Cleveland Indians @ Boston Red Sox

Fenway Park, Boston, MA

Fri May 20 2016, 7:12 PM - 10:18 PM EDT

Att. 37,354 - Partly Cloudy - 66 F

livebaseballscorecards.com

TOP

Batter	1	2	3	4	5	6	7	8	9	AB	R	H	RBI	BB	SO	LOB
41 Carlos Santana, S (1, 10) OBP: 0.355, SLG: 0.464	C FF 92 B SI 93 S CU 79 X SI 92 1-2 22 G3 26 FC5-2-5-1 2B		B FC 89 1 SAFE 1 SAFE D CH 81 B FF 92 B FF 91 4-0 22 HR 1-2 BB	D CU 78 B CH 81 B FC 88 C FF 92 B SI 94 4-1 1-2 BB			B FF 91 C SL 84 B SL 88 C SI 88 F SL 83 X SI 89 2-2 G5-3 ①		B FF 94 C CU 78 S FF 92 S FF 93 1-3 K ①	3	1	1	0	2	1	0
22 Jason Kipnis, L (1, 4) OBP: 0.337, SLG: 0.456	B SI 91 X FC 88 1-0 G3 ① 2-3		X FF 92 0-0 1-H 2-H HR	D CH 82 F FC 89 B FC 88 X CU 79 2-1 F7 ③			B SI 89 F SI 89 F SI 91 X SL 83 1-2 12 1B 1B		B CU 78 B FF 93 C CU 78 B CU 79 S CU 78 X FF 93 3-2 G6-3 ②	5	1	2	3	0	0	3
12 Francisco Lindor, S (1, 6) OBP: 0.394, SLG: 0.443	B FF 90 S CU 78 B FC 90 B CH 79 D CU 78 4-1 26 FC5-2-5-1 BB		B SI 94 S CU 78 S CU 79 B SI 93 F CU 79 B FC 90 D CU 78 4-2 26 E 26 S 11 SF8 BB		B FF 91 C CU 77 B CU 80 F CU 78 X SI 92 2-2 F9 ①		B FF 97 1 SAFE B KC 81 X FF 97 2-0 11 FC4-6 1-2 1B		B CU 80 X FF 92 1-0 1B	3	1	2	0	2	0	0
26 Mike Napoli, R (1, 3) OBP: 0.301, SLG: 0.444	S FC 88 1 SAFE C SI 92 1 SAFE F SI 93 X SI 92 0-2 FC5-2-5-1 ② 1-2 3-H		B SI 93 C FF 90 F SI 94 F FC 89 S CH 81 1-3 K ① 1-3		F CU 78 B SI 93 X SI 93 1-1 P6 ②		B FF 96 C FF 97 X FF 97 1-1 F7 ②		1 SAFE C FF 93 S FF 94 B FF 93 B FF 95 B FF 94 S FF 95 3-3 K ③	5	0	0	0	0	2	6
11 José Ramírez, S (1, 7) OBP: 0.352, SLG: 0.405	B FC 90 C FF 93 B FC 89 B FF 93 X FF 93 3-1 P4 ③		X SI 93 0-0 SF8 ② 3-H		B FC 90 B FC 88 B FF 92 C SI 90 X FF 92 3-1 P5 ③		C FF 97 X FF 97 0-1 FC4-6 ③ 1-2f			3	0	0	1	0	0	4
10 Yan Gomes, R (1, 2) OBP: 0.220, SLG: 0.387		C CU 76 S FC 90 F CH 80 F FF 92 B FF 93 X CU 78 1-2 F7 ①	F FC 91 F FF 94 B FF 93 X CH 81 1-2 P3 ③			B SI 90 X FC 87 1-0 8 SH5-3 2B		B KC 82 C FF 96 B FF 97 F FF 97 B FF 97 X FF 97 3-2 F9 ①		4	0	1	0	0	0	0
8 Lonnie Chisenhall, L (1, 9) OBP: 0.314, SLG: 0.344		F FC 89 B SI 93 X SI 93 1-1 F7 ②	B CH 79 C CU 78 B FC 90 F CU 79 F FC 89 B FS 86 F FC 88 F FF 93 C CU 79 3-3 K ①			B CU 73 X CU 76 1-0 SH5-3 ① 2-3		B FF 97 C FF 96 B FF 97 F FF 97 B FF 97 B FF 98 4-2 20 S BB		2	0	0	0	1	1	0
4 Juan Uribe, R (1, 5) OBP: 0.287, SLG: 0.278		X CU 79 0-0 G4-3 ③		X FC 90 0-0 41 BB 1B		X FF 90 0-0 P4 ②		X FF 96 0-0 F8 ②		4	0	1	0	0	0	2
20 Rajai Davis, R (1, 8) OBP: 0.321, SLG: 0.433			B SI 92 X FF 93 1-0 41 BB 22 HR 1B	C FF 93 B SI 93 F FF 93 S CH 79 1-3 K ②		X FC 88 0-0 G6-3 ③		S FF 96 1 SAFE B FF 97 B FF 97 X FF 97 2-1 P6 ③ 1-2		4	1	1	0	0	1	3

	AB	33
	R	4
	H	8
	RBI	4
	BB	5
	SO	5
	LOB	18

Inning Stats																		
	R: 0	H: 1	R: 0	H: 0	R: 4	H: 2	R: 0	H: 1	R: 0	H: 0	R: 0	H: 1	R: 0	H: 2	R: 0	H: 0	R: 0	H: 1
	E: 0	LOB: 2	E: 0	LOB: 0	E: 0	LOB: 0	E: 0	LOB: 2	E: 0	LOB: 0	E: 0	LOB: 1	E: 0	LOB: 2	E: 0	LOB: 1	E: 0	LOB: 1
	K: 0	BB: 1	K: 0	BB: 0	K: 1	BB: 2	K: 2	BB: 1	K: 0	BB: 0	K: 0	BB: 0	K: 0	BB: 0	K: 0	BB: 1	K: 2	BB: 0
	S: 11	P: 20	S: 8	P: 10	S: 13	P: 24	S: 13	P: 23	S: 7	P: 13	S: 4	P: 6	S: 12	P: 18	S: 8	P: 17	S: 10	P: 18

	1B: 5	SF: 1
	2B: 2	SAC: 1
	3B: 0	DP: 0
	HR: 1	HBP: 0

	WP: 0	PA: 40
	PB: 0	
	SB: 2	
	CS: 0	

PITCHER		IP	WLS	BF	H	R	ER	SO	BB	IBB	HBP	BLK	WP	HR	S	P	ERA	WHIP
11 Clay Buchholz, R ERA: 5.92	(1, 1)	6.0	L	27	5	4	3	3	4	0	0	0	0	1	56	96	4.50	1.500
59 Tommy Layne, L ERA: 2.45	(7, 1)	0.1		2	1	0	0	0	0	0	0	0	0	0	7	10	0.00	3.000
68 Matt Barnes, R ERA: 3.0	(7, 1)	1.2		7	1	0	0	0	1	0	0	0	0	0	13	25	0.00	1.200
28 Robbie Ross Jr., L ERA: 2.65	(9, 1)	1.0		4	1	0	0	2	0	0	0	0	0	0	10	18	0.00	1.000

PITCHER		IP	WLS	BF	H	R	ER	SO	BB	IBB	HBP	BLK	WP	HR	S	P	ERA	WHIP

BOTTOM

Batter	1	2	3	4	5	6	7	8	9	AB	R	H	RBI	BB	SO	LOB
50 Mookie Betts, R (1, 9) OBP: 0.315, SLG: 0.460	B SI 93 C SI 92 B SI 93 X SI 93 2-1 15 SH3 2 G1-6-3 2B	B CU 83 B FF 93 X SI 94 2-0 1B			C FF 91 B SI 92 C CU 83 X SI 92 1-2 ① G3-1		X SL 89 0-0 ③ G1			4	1	2	0	0	0	0
15 Dustin Pedroia, R (1, 4) OBP: 0.350, SLG: 0.473	X SI 92 0-0 ① SH3 2-3	C SL 88 B SI 92 1 SAFE X SL 88 1-1 ③ F9			C CU 83 S SI 93 F CU 83 C SL 90 0-3 ② K			C SL 83 F FC 95 B FC 94 B SL 82 B FC 94 X FC 94 3-2 2 FC3-6 1B		3	0	1	0	0	1	1
2 Xander Bogaerts, R (1, 6) OBP: 0.392, SLG: 0.494	S CU 84 X SI 94 0-1 ② G1-6-3 3-H		B SI 92 C SL 90 C SI 94 B SL 90 S CU 84 2-3 ① K		B CU 84 B FF 92 X FF 93 2-0 2B			B FC 93 B SL 82 C FC 93 S FC 93 X FC 94 2-2 ① FC3-6 34 G4-5-3 1-2f		4	0	1	1	0	1	1
34 David Ortiz, L (1, 10) OBP: 0.388, SLG: 0.639	B FF 93 B SI 93 S SI 94 B CH 88 B FF 94 4-1 13 1B BB		C SL 90 S SI 94 B FF 93 B CU 86 S CU 84 2-3 ② K		B FF 92 F SI 94 F SL 90 S FF 94 1-3 ③ K			B SL 82 B FC 94 X FC 94 2-0 ②③ G4-5-3 1-2f		3	0	0	0	1	2	2
13 Hanley Ramirez, R (1, 3) OBP: 0.360, SLG: 0.459	B SL 89 F SI 94 F SI 95 X SI 93 1-2 1-2 1B		F SI 94 C CU 84 X SL 90 0-2 E3 47 WP			B CU 82 X SL 90 1-0 ① P3			F FF 96 C KC 85 B FF 96 B KC 86 S KC 85 2-3 ① K	4	0	1	0	0	1	0
47 Travis Shaw, L (1, 5) OBP: 0.382, SLG: 0.535	C SL 88 B SI 92 X CH 87 1-1 ③ P6		B FF 92 B SL 90 C SI 94 F SL 89 F CU 85 B SI 94 X SL 91 3-2 ③ G4-3 1-2			S CH 86 F FF 92 S SL 91 0-3 ② K			C KC 84 B FF 95 B FF 95 C FF 96 S KC 86 2-3 ② K	4	0	0	0	0	2	3
25 Jackie Bradley Jr., L (1, 8) OBP: 0.399, SLG: 0.626		B FF 92 X SL 90 1-0 HR	C SI 90 B CU 83 B FF 92 B SL 90 C SI 92 F SI 94 F SI 93 F CH 87 B CU 85 4-2 7 G5-4-3 BB		B SI 92 S CH 86 C FF 93 F SI 94 X CU 86 2-2 ③ G3				S FF 96 C FF 96 B FF 95 B KC 86 F FF 96 B KC 85 B FF 96 4-2 41 DI BB	2	1	1	1	2	0	0
7 Christian Vázquez, R (1, 2) 41 Marco Hernández, L (9, PH) OBP: 0.333, SLG: 0.200		B SI 92 F SI 94 F CU 84 B FF 93 S SL 92 2-3 ① K	B SL 90 S SI 93 B SI 93 X SI 94 2-1 ①② G5-4-3 1-2f				B CU 81 F SI 92 X SL 90 1-1 ① G5-3		B KC 85 C FF 95 S KC 86 B KC 85 S KC 85 2-3 ③ K 1-2	3 1	0 0	0 0	0 0	0 0	1 1	1 1
23 Blake Swihart, S (1, 7) OBP: 0.346, SLG: 0.238		C FF 92 B SI 92 X CH 86 1-1 ② G3	B SI 93 F SL 89 B SI 93 C SI 92 X SL 90 2-2 ③ G4-3				B CH 84 X FF 92 1-0 ② G3			3	0	0	0	0	0	0
Inning Stats	R: 1 H: 2 E: 0 LOB: 2 K: 0 BB: 1 S: 11 P: 19	R: 1 H: 2 E: 0 LOB: 1 K: 1 BB: 0 S: 9 P: 16	R: 0 H: 0 E: 1 LOB: 1 K: 2 BB: 0 S: 13 P: 20	R: 0 H: 0 E: 0 LOB: 0 K: 0 BB: 1 S: 10 P: 18	R: 0 H: 1 E: 0 LOB: 1 K: 2 BB: 0 S: 11 P: 15	R: 0 H: 0 E: 0 LOB: 0 K: 1 BB: 0 S: 8 P: 11	R: 0 H: 0 E: 0 LOB: 0 K: 0 BB: 0 S: 4 P: 6	R: 0 H: 1 E: 0 LOB: 0 K: 0 BB: 0 S: 7 P: 14	R: 0 H: 0 E: 0 LOB: 1 K: 3 BB: 1 S: 12 P: 22	1B: 3 SF: 0 2B: 2 SAC: 1 3B: 0 DP: 2 HR: 1 HBP: 0						

PITCHER	IP	WLS	BF	H	R	ER	SO	BB	IBB	HBP	BLK	WP	HR	S	P	ERA	WHIP
28 Corey Kluber, R (1, 1) ERA: 4.1	7.0	W	28	5	2	2	6	2	0	0	0	1	1	66	105	2.57	1.000
27 Bryan Shaw, R (8, 1) ERA: 5.5	1.0	H	3	1	0	0	0	0	0	0	0	0	0	7	14	0.00	1.000
37 Cody Allen, R (9, 1) ERA: 4.12	1.0	S	4	0	0	0	3	1	0	0	0	0	0	12	22	0.00	1.000

PITCHER	IP	WLS	BF	H	R	ER	SO	BB	IBB	HBP	BLK	WP	HR	S	P	ERA	WHIP

Cleveland Indians @ Boston Red Sox

Fenway Park, Boston, MA

Fri May 20 2016, 7:12 PM - 10:18 PM EDT

Att. 37,354 - Partly Cloudy - 66 F

livebaseballscorecards.com

AB	31
R	2
H	6
RBI	2
BB	3
SO	9
LOB	9



WP: 1	PA: 35						
PB: 0							
SB: 0							
CS: 0							

Batter	1	2	3	4	5	6	7	8	9	AB	R	H	RBI	BB	SO	LOB
20 Rajai Davis, R (1, 8) OBP: 0.313, SLG: 0.423 1 Michael Martinez, S (8, PH) OBP: 0.375, SLG: 0.500 (8, 8)	X SI 91 0-0 G6-3			B FF 94 C FF 94 B FF 94 X FF 93 2-1 G5-3		B SI 95 F SI 94 B FF 95 S FF 96 X FF 97 2-2 P6		B CU 75 F FF 92 C CU 74 F FF 92 B FO 87 F FF 93 F FF 92 C FF 93 2-3 K		3 1	0 0	0 0	0 0	0 0	0 1	0 0
22 Jason Kipnis, L (1, 4) OBP: 0.330, SLG: 0.444 11 José Ramírez, S (8, 4) OBP: 0.352, SLG: 0.405	C FF 92 B CH 84 B CH 85 F SI 92 X CH 84 2-2 G4-3			C SI 94 C FF 95 X SL 87 0-2 G4-3		C CU 83 X CU 82 0-1 G3-1		C CU 75 X FO 87 0-1 G4-3		4 0	0 0	0 0	0 0	0 0	0 0	0 0
12 Francisco Lindor, S (1, 6) OBP: 0.385, SLG: 0.432	C SI 93 B SI 93 B SL 81 B SI 93 C SI 94 X CH 86 3-2 G4-3			B SL 83 B SI 95 B FF 95 C FF 94 F FF 95 X SI 96 3-2 F8		B CU 83 C FF 96 C FF 96 B FF 98 X FF 97 2-2 E5			B FF 92 C FF 93 X FF 93 1-1 L8	4	0	0	0	0	0	0
26 Mike Napoli, R (1, 10) OBP: 0.294, SLG: 0.432		C CU 78 S SL 83 B FF 96 F SI 96 B FF 96 C FF 97 2-3 K			C FF 95 B SI 96 S FF 96 C FF 97 1-3 K	1 SAFE F FF 96 1 SAFE 1 SAFE C FF 95 S FF 96 0-3 K			C FF 94 F SL 90 S FF 94 0-3 K	4	0	0	0	0	4	1
41 Carlos Santana, S (1, 3) OBP: 0.359, SLG: 0.482		B FF 94 B CU 82 F SI 95 B CH 85 X FF 94 3-1 G3			B CU 82 B SI 96 C CU 82 B SL 82 B FF 97 4-1 8 E 6 BB 38 FC1-2 BB		B CU 79 X FF 94 1-0 G4-3		B FF 95 B FF 94 B FF 94 C FF 94 X FF 94 3-1 HR	3	1	1	1	0	0	0
6 Marlon Byrd, R (1, 7) OBP: 0.314, SLG: 0.402		S SL 85 S FF 94 S FF 96 0-3 K			D SL 82 F FF 97 B FF 96 B SL 86 F SI 96 B FF 97 4-2 38 FC1-2 8 BB 1-2 BB		B FF 95 F FF 94 B FF 94 B SL 95 X SI 95 3-1 L8		B FF 93 B FF 93 S FF 93 S FF 92 B FF 94 D FF 93 4-2 BB	2	0	0	0	2	1	0
4 Juan Uribe, R (1, 5) OBP: 0.286, SLG: 0.287			B FF 95 F FF 93 F SI 94 B FF 96 S FF 95 2-3 K		B SL 88 C SL 87 B FF 97 F SL 87 S FF 97 2-3 K		X FF 96 0-0 2B		C FF 93 F FF 93 S SL 89 0-3 K	4	0	1	0	0	3	3
8 Lonnie Chisenhall, L (1, 9) OBP: 0.315, SLG: 0.333			C CU 81 F CU 81 S SL 85 0-3 K		B SL 83 F FF 97 B SL 88 2 SAFE B CH 88 B FF 97 4-1 38 FC1-2 1-2 2-3 BB		B CU 74 C FO 84 F FO 84 D FO 87 S FO 86 2-3 K			2	0	0	0	1	2	1
38 Chris Gimenez, R (1, 2) OBP: 0.211, SLG: 0.333			B CU 80 B CU 79 C FF 96 X SI 96 2-1 F9		B SL 85 D SI 97 F FF 96 F FF 97 X SL 89 2-2 FC1-2 1-2 2-3 3-Hf			C FO 90 X FO 91 0-1 G5-3		3	0	0	0	0	0	3
Inning Stats	R: 0 E: 0 K: 0 S: 7 H: 0 LOB: 0 BB: 0 P: 12	R: 0 E: 0 K: 2 S: 9 H: 0 LOB: 0 BB: 0 P: 14	R: 0 E: 0 K: 2 S: 8 H: 0 LOB: 0 BB: 0 P: 12	R: 0 E: 0 K: 0 S: 8 H: 0 LOB: 0 BB: 0 P: 13	R: 0 E: 0 K: 2 S: 13 H: 0 LOB: 3 BB: 3 P: 30	R: 0 E: 1 K: 1 S: 11 H: 0 LOB: 1 BB: 0 P: 15	R: 0 E: 0 K: 1 S: 7 H: 1 LOB: 1 BB: 0 P: 13	R: 0 E: 0 K: 1 S: 10 H: 0 LOB: 0 BB: 0 P: 12	R: 1 E: 0 K: 2 S: 12 H: 1 LOB: 1 BB: 1 P: 20	1B: 0 2B: 1 3B: 0 HR: 1 SF: 0 SAC: 0 DP: 0 HBP: 0						

PITCHER		IP	WLS	BF	H	R	ER	SO	BB	IBB	HBP	BLK	WP	HR	S	P	ERA	WHIP
56 Joe Kelly, R ERA: 5.28	(1, 1)	6.2	W	25	1	0	0	7	3	0	0	0	0	0	60	104	0.00	0.600
36 Junichi Tazawa, R ERA: 1.53	(7, 1)	1.1		4	0	0	0	2	0	0	0	0	0	0	13	17	0.00	0.000
37 Heath Hembree, R ERA: 2.2	(9, 1)	1.0		5	1	1	1	2	1	0	0	0	0	1	12	20	9.00	2.000

PITCHER	IP	WLS	BF	H	R	ER	SO	BB	IBB	HBP	BLK	WP	HR	S	P	ERA	WHIP

Cleveland Indians @ Boston Red Sox

Fenway Park, Boston, MA

Sat May 21 2016, 4:06 PM - 7:23 PM EDT

Att. 37,254 - Cloudy - 70 F

TOP

livebaseballscorecards.com

AB	30
R	1
H	2
RBI	1
BB	4
SO	11
LOB	8

WP: 0 PA: 34
PB: 0
SB: 0
CS: 0

BOTTOM

Cleveland Indians @ Boston Red Sox

Fenway Park, Boston, MA

Sat May 21 2016, 4:06 PM - 7:23 PM EDT

Att. 37,254 - Cloudy - 70 F

livebaseballscorecards.com

Batter	1	2	3	4	5	6	7	8	9	AB	R	H	RBI	BB	SO	LOB
50 Mookie Betts, R (1, 9) OBP: 0.322, SLG: 0.500	B FF 94 C FF 94 B SI 93 C CH 86 X SI 94 2-2 ① G5-3		F CH 86 C CU 74 B FF 97 B CU 78 F SI 95 X SI 94 2-2 15 1B, 2 1B 2B	C CU 75 X FC 88 0-1 HR		X SI 91 0-0 ② F3	B FF 95 B FF 94 C SL 83 X SL 86 2-1 1-H 2-H 3-H HR			5	3	3	5	0	0	2
15 Dustin Pedroia, R (1, 4) OBP: 0.357, SLG: 0.471 41 Marco Hernández, L (8, 4) OBP: 0.333, SLG: 0.200	C FC 89 X FF 95 0-1 ② F9		C SI 95 B CH 88 B SI 95 X FC 87 2-1 34 1B, 2 1B, 13 1B, 2-3 1B	B CH 87 C CH 87 C CU 76 X SI 95 1-2 ② G2-3		B FF 92 D SI 92 B CU 82 D SI 91 4-0 1-2 2-3 BB	C SL 86 F CU 82 B FF 96 B FF 96 B SL 87 F SL 85 F CU 80 F SL 86 B FF 96 4-2 2 1B BB			3 0	1 0	1 0	0 0	2 0	0 0	0 0
2 Xander Bogaerts, R (1, 6) OBP: 0.392, SLG: 0.492	B FF 93 C CH 87 B FC 90 T FC 87 B FF 97 X SI 95 3-2 ③ G4-3		C CH 87 B SI 95 X SI 95 1-1 34 1B, 13 1B, 1-2 3-H 1B	B CU 75 C FC 87 B CH 88 X FF 95 2-1 ③ F9		C CU 83 B SI 91 S CU 84 X CU 84 1-2 ③ F9	F SI 89 F SI 89 X SI 90 0-2 1-2 1B			5	1	2	1	0	0	3
34 David Ortiz, L (1, 10) OBP: 0.391, SLG: 0.642 30 Chris Young, R (7, PH) OBP: 0.321, SLG: 0.451 (8, 10)		F FF 92 B FF 94 B FC 89 X FF 95 2-1 2B X FC 89 0-0 25 BB, 13 1B, 1-2 2-3 1B			B KC 75 C CH 86 T FF 93 X KC 78 1-2 ① G6-3		F FF 91 G3 1-1 ③ G5-3			4 1	0 0	2 0	0 0	0 0	0 0	0 2
13 Hanley Ramirez, R (1, 3) OBP: 0.364, SLG: 0.460 32 Josh Rutledge, R (8, 5) OBP: 0.436, SLG: 0.543		B SI 94 T FC 89 X SI 94 1-1 ① G1-3 B FC 88 B CH 89 C SI 95 X SI 94 2-1 10 FC5, 25 BB, 1-2 2-H 3-H 1B			B FC 89 B FF 94 C CH 86 X FF 94 2-1 ② G6-3		F FF 89 B FF 90 B CH 82 X CH 81 2-1 47 2B, 7 FC5-2, 1B B FF 89 C CU 82 F SI 90 S SI 90 1-3 ① K			4 1	0 0	2 0	2 0	0 0	0 1	1 0
47 Travis Shaw, L (1, 5) OBP: 0.382, SLG: 0.544 (8, 3)		C FF 94 S FC 89 X CU 78 0-2 ② F8 F FC 92 B FF 95 F FF 94 B SI 94 F FC 90 F SI 95 X FC 88 2-2 ② F9			C KC 75 B CH 87 B CH 87 S FC 88 X SI 93 2-2 ③ F7		X FF 88 0-0 7 FC5-2, 1-3 23 BB 2B C CU 77 B SI 91 X CH 83 1-1 25 G4-3 2B			5	1	2	0	0	0	3
25 Jackie Bradley Jr., L (1, 8) OBP: 0.411, SLG: 0.624		I IN 75 I IN 76 I IN 72 I IN 71 4-0 IBB B FF 94 B CU 77 B FF 95 B FF 95 4-0 10 FC5, 1-2 2-3 BB			F KC 74 B SI 92 B SI 92 F CH 86 X FC 90 2-2 15 BB, 10 HBP, 1B I IN 51 I IN 52 I IN 54 I IN 54 4-0 23 BB, 7 FC5-2, 50 HR, IBB		X SI 90 0-0 ② G4-3, 2-3			2	1	1	0	3	0	1
10 Ryan Hanigan, R (1, 2) OBP: 0.258, SLG: 0.232 7 Christian Vázquez, R (7, PH) OBP: 0.284, SLG: 0.342 (8, 2)		C FC 88 S SI 94 B FF 96 X SI 96 1-2 ③ G1-3 C FF 95 B FC 89 X FC 89 1-1 ③ FC5, 1-2 2-3f			H SI 91 1-0 15 BB, 1-2 HBP B SL 85 F SL 86 B FF 95 F SL 86 F FF 96 F FF 95 D SL 87 X SL 85 3-2 ② FC5-2, 23 BB, 50 HR, 1-2 2-3 3-Hf C SI 90 S SI 92 F SI 92 B SI 90 X SI 91 1-2 ③ G5-3				2 2	0 1	0 0	0 0	0 0	0 0	5 4
23 Blake Swihart, S (1, 7) OBP: 0.333, SLG: 0.208			B CU 74 B CH 86 F FF 94 C SI 93 X FC 89 2-2 ① F8 X FF 93 0-0 ① G3		C CU 81 B SI 92 F SI 91 D CU 82 F SI 92 F CU 83 F CU 85 B SI 90 F SI 90 3-2 X SI 89 ① P6		C FF 95 B FF 96 F CU 82 B FF 94 B SL 86 D SL 85 4-2 50 HR, 1-2 2-3 3-H BB			3	1	0	1	1	0	2
Inning Stats	R: 0 E: 0 K: 0 S: 8 H: 0 LOB: 0 BB: 0 P: 13	R: 0 E: 0 K: 0 S: 10 H: 1 LOB: 2 BB: 1 P: 18	R: 3 E: 0 K: 0 S: 21 H: 5 LOB: 3 BB: 1 P: 37	R: 1 E: 0 K: 0 S: 8 H: 1 LOB: 0 BB: 0 P: 11	R: 0 E: 0 K: 0 S: 8 H: 0 LOB: 0 BB: 0 P: 13	R: 0 E: 0 K: 0 S: 14 H: 1 LOB: 3 BB: 1 P: 25	R: 5 E: 0 K: 0 S: 24 H: 4 LOB: 2 BB: 3 P: 44	R: 0 E: 0 K: 1 S: 10 H: 1 LOB: 1 BB: 0 P: 13		1B: 7 2B: 4 3B: 0 HR: 2 SF: 0 SAC: 0 DP: 0 HBP: 1					WP: 0 PB: 0 SB: 0 CS: 0 PA: 44	

	AB	37
	R	9
	H	13
	RBI	9
	BB	6
	SO	1
	LOB	23

PITCHER		IP	WLS	BF	H	R	ER	SO	BB	IBB	HBP	BLK	WP	HR	S	P	ERA	WHIP
47 Trevor Bauer, R ERA: 4.31	(1, 1)	5.0	L	26	8	4	4	0	1	1	1	0	0	1	58	98	7.20	1.800
53 Jeff Manship, R ERA: 2.84	(6, 1)	1.0		4	0	0	0	0	1	0	0	0	0	0	11	19	0.00	1.000
57 Kyle Crockett, L ERA: 14.73	(7, 1)	0.1		4	2	3	3	0	0	1	0	0	0	0	5	11	81.00	6.000
62 Joba Chamberlain, R ERA: 1.93	(7, 1)	0.1		4	1	2	2	0	2	0	0	0	0	1	14	27	54.00	9.000
61 Dan Otero, R ERA: 1.1	(7, 1)	1.1		6	2	0	0	1	0	0	0	0	0	0	15	19	0.00	1.500

PITCHER		IP	WLS	BF	H	R	ER	SO	BB	IBB	HBP	BLK	WP	HR	S	P	ERA	WHIP

Cleveland Indians @ Boston Red Sox

Fenway Park, Boston, MA

Sun May 22 2016, 1:37 PM - 4:58 PM EDT

Att. 36,021 - Cloudy - 60 F

livebaseballscorecards.com

Batter	1	2	3	4	5	6	7	8	9	AB	R	H	RBI	BB	SO	LOB
41 Carlos Santana, S (1, 10) OBP: 0.354, SLG: 0.469	B SI 89 C SI 90 B CH 82 L CH 81 X SI 90 2-2 F7 ①	C CU 74 F SL 86 F FF 93 B FF 92 D SL 85 B SI 92 F CH 82 B SI 92 4-2 22 1B BB ① 1-2 2-3		B CH 82 B FF 92 B SI 91 F SI 89 X SI 90 3-1 G3 ③			C SL 86 B SI 91 B SL 87 X SI 90 2-1 L8 ①		B FF 100 X FF 98 1-0 F7 ③	4	0	0	0	1	0	1
22 Jason Kipnis, L (1, 4) OBP: 0.333, SLG: 0.446	C SI 92 F CU 75 F FF 94 B FF 94 B SI 93 F SI 90 B SL 87 X CH 81 3-2 12 1B 1B	B SI 89 C SI 89 B SL 88 F CH 82 X FF 93 2-2 1-3 2-H 3-H 1B			B SI 86 C SI 87 X SI 88 1-1 F8 ①		B FF 93 B SI 91 C SI 90 F SI 91 X SI 84 2-2 G3-1 ②			4	0	2	2	0	0	0
12 Francisco Lindor, S (1, 6) OBP: 0.383, SLG: 0.428	D CU 75 X CH 81 1-0 1-3 1B ③	C CU 76 F CU 75 B FF 92 1 SAFE X CU 74 1-2 G4-3 ③			B SI 88 C SI 87 C CU 73 B FF 89 X CU 75 2-2 G2-3 ②		C CU 79 X CU 81 0-1 G4-3 ③			4	0	1	0	0	0	2
26 Mike Napoli, R (1, 3) OBP: 0.287, SLG: 0.420	F SI 91 B SI 92 S FF 94 F FF 95 B SI 93 S SL 87 2-3 K ②	B C B C F S 2-3 K ①			C CH 82 B SL 85 F SI 88 F CH 80 B FF 92 S SI 88 2-3 K ③			B FF 88 C FF 88 X FF 87 1-1 L7 ①		4	0	0	0	0	3	2
11 José Ramírez, S (1, 7) OBP: 0.349, SLG: 0.400	B SI 93 X FF 93 1-0 P5 ③		C B F C 1-3 K ②			B CH 85 C CH 86 C FF 89 B CU 74 X SI 87 2-2 G3-1 ①		B FF 87 X SI 88 1-0 1B		4	0	1	0	0	1	2
10 Yan Gomes, R (1, 2) OBP: 0.214, SLG: 0.374		B CH 87 C CH 86 S SL 82 B SL 81 X FF 92 2-2 F9 ① F B S B X 2-2 L8 ③				B CU 72 B SI 86 X SI 88 2-0 F8 ②		C FS 79 S FS 79 1 SAFE F FF 87 F FF 86 D FS 79 F FS 78 F FF 87 S FF 87 1-3 K ②		4	0	0	0	0	1	1
8 Lonnie Chisenhall, L (1, 9) OBP: 0.312, SLG: 0.319		B SI 88 X SI 89 1-0 F7 ②		B CH 80 F CH 87 F SL 85 B SI 89 X FF 93 2-2 G5-3 ①		F CH 86 F SI 90 B SI 90 H SL 85 2-2 4 BB HBP		S FF 86 B FF 87 X FF 86 1-1 F7 ③		3	0	0	0	0	0	1
4 Juan Uribe, R (1, 5) OBP: 0.302, SLG: 0.317		C SI 90 S FF 91 B SL 85 F FF 93 B CU 75 B SI 88 X SL 84 3-2 41 PB 22 1B 2B		C SI 88 F SI 88 F FF 92 X SI 88 0-2 2B		B FF 98 B FF 98 F FF 99 B FF 98 S FF 98 F FF 97 B FF 98 4-2 1-2 BB			C FF 98 C KC 87 S FF 98 0-3 K ①	3	1	2	0	1	1	0
20 Rajai Davis, R (1, 8) OBP: 0.312, SLG: 0.413		C SI 90 H SI 89 1-1 41 PB 22 1B HBP		C SI 89 F SI 90 B FF 92 S CH 82 1-3 K ②		S FF 99 F FF 98 B FF 97 S KC 83 1-3 K ③			C FF 99 C FF 100 F FF 100 S KC 88 0-3 K ②	3	1	0	0	0	3	3

Inning Stats	1	2	3	4	5	6	7	8	9
	R: 0 E: 0 K: 1 S: 14	R: 2 E: 0 K: 0 S: 19	R: 0 E: 0 K: 2 S: 10	R: 0 E: 0 K: 1 S: 12	R: 0 E: 0 K: 1 S: 9	R: 0 E: 0 K: 1 S: 12	R: 0 E: 0 K: 0 S: 7	R: 0 E: 0 K: 1 S: 12	R: 0 E: 0 K: 2 S: 8
	H: 2 LOB: 2 BB: 0 P: 23	H: 2 LOB: 2 BB: 1 P: 33	H: 0 LOB: 0 BB: 0 P: 15	H: 1 LOB: 1 BB: 0 P: 18	H: 0 LOB: 0 BB: 0 P: 14	H: 0 LOB: 2 BB: 1 P: 23	H: 0 LOB: 0 BB: 0 P: 11	H: 1 LOB: 1 BB: 0 P: 16	H: 0 LOB: 0 BB: 0 P: 9

1B: 4 SF: 0
2B: 2 SAC: 0
3B: 0 DP: 0
HR: 0 HBP: 2

WP: 0 PA: 37
PB: 1
SB: 0
CS: 0

TOP	
AB	33
R	2
H	6
RBI	2
BB	2
SO	9
LOB	12

PITCHER		IP	WLS	BF	H	R	ER	SO	BB	IBB	HBP	BLK	WP	HR	S	P	ERA	WHIP
22 Rick Porcello, R ERA: 3.47	(1, 1)	5.2	W	25	5	2	2	5	1	0	2	0	0	0	70	115	3.18	1.059
68 Matt Barnes, R ERA: 2.95	(6, 1)	0.1	H	2	0	0	0	1	1	0	0	0	0	0	6	11	0.00	3.000
59 Tommy Layne, L ERA: 2.31	(7, 1)	0.2	H	2	0	0	0	0	0	0	0	0	0	0	5	9	0.00	0.000
37 Heath Hembree, R ERA: 2.16	(7, 1)	0.1	H	1	0	0	0	0	0	0	0	0	0	0	2	2	0.00	0.000
19 Koji Uehara, R ERA: 3.71	(8, 1)	1.0	H	4	1	0	0	1	0	0	0	0	0	0	12	16	0.00	1.000

PITCHER		IP	WLS	BF	H	R	ER	SO	BB	IBB	HBP	BLK	WP	HR	S	P	ERA	WHIP
46 Craig Kimbrel, R ERA: 2.37	(9, 1)	1.0	S	3	0	0	0	2	0	0	0	0	0	0	8	9	0.00	0.000

Cleveland Indians @ Boston Red Sox

Fenway Park, Boston, MA

Sun May 22 2016, 1:37 PM - 4:58 PM EDT

Att. 36,021 - Cloudy - 60 F

BOTTOM

livebaseballscorecards.com

Batter	1	2	3	4	5	6	7	8	9	AB	R	H	RBI	BB	SO	LOB
50 Mookie Betts, R (1, 9) OBP: 0.324, SLG: 0.503	B FF 93 F FF 94 B FF 95 X SI 96 2-1 G5-3 ①	C FF 96 C CH 86 B FF 96 F FF 97 F FF 97 X CH 88 1-2 2 1B / 34 2B / 1B		B CU 79 F FF 91 L FF 93 F CH 84 F FF 95 C CH 82 1-3 K ①		B FF 95 X FF 95 1-0 2 1B / 2B	B FF 98 S SL 88 X FF 97 1-1 F9 ③			5	2	2	0	0	1	0
15 Dustin Pedroia, R (1, 4) OBP: 0.353, SLG: 0.460	C FF 95 B FF 95 F SL 86 B FF 97 F CH 87 B CH 88 F FF 97 F FF 98 B FF 98 4-2 2 1B / 34 1B / BB	C FF 95 B FF 97 X SL 86 1-1 L7 ②		B FF 93 C FF 94 B SL 86 F FF 94 X SL 82 2-2 G4-3 ②		C FF 94 X CU 80 0-1 P6 ①		X FF 96 0-0 G5-3 ①		4	1	0	0	1	0	2
2 Xander Bogaerts, R (1, 6) OBP: 0.397, SLG: 0.495	C FF 96 S SL 85 F FF 97 D CH 87 B CH 85 X CH 84 2-2 34 1B / 13 1B / 1-2 1B	C FF 96 X SI 96 0-1 34 2B / 1-2 1B		B SL 85 C SL 84 B FF 95 S SL 85 F CH 84 F FF 96 S CH 85 2-3 K ③		B FF 96 F FF 94 F FC 87 B FF 96 F FF 95 X FF 95 2-2 13 BB / 2-H 1B		B FF 97 S SL 86 X FF 96 1-1 G6-3 ②		5	1	3	1	0	1	0
34 David Ortiz, L (1, 10) OBP: 0.408, SLG: 0.684	B FF 95 S FF 96 X SL 88 1-1 25 BB / 13 1B / 1-3 2-H 1B	D CH 87 B FF 96 F FF 96 B FF 96 F FF 96 F FF 96 X FF 97 3-2 1-3 2-H 2B			B FF 94 X FF 94 1-0 HR	I IN 59 I IN 58 I IN 57 I IN 56 4-0 13 BB / IBB		B FF 97 C FF 96 B CH 90 B CH 89 X FF 97 3-1 2B		4	1	4	3	1	0	0
13 Hanley Ramirez, R (1, 3) OBP: 0.365, SLG: 0.455	B FF 95 B FF 96 X FF 96 2-0 25 BB / 1-2 3-H 1B	B SL 88 S FF 95 X CH 85 1-1 F7 ③			B SL 82 S SL 84 B SL 84 T SI 93 T FF 96 2-2 K ①	D CU 82 B CU 80 S FF 95 C FF 95 F FF 96 B FF 95 B FF 96 4-2 1-2 2-3 BB		S SL 87 C FF 97 S SL 86 0-3 K ③		4	0	1	1	1	2	3
25 Jackie Bradley Jr., L (1, 8) OBP: 0.413, SLG: 0.618	B SI 96 D FF 95 B FF 96 C FF 96 F FF 96 B FF 96 4-2 1-2 2-3 BB		C C F S 0-3 K ①		C SI 94 B CU 81 X SL 82 1-1 23 1B / 1B	X FF 95 0-0 P5 ②				3	0	1	0	1	1	3
47 Travis Shaw, L (1, 5) OBP: 0.374, SLG: 0.530	C FF 97 B FF 96 S FF 97 S FF 97 1-3 K ②		S X 0-1 F7 ②		F SI 96 C FF 96 F SI 95 B FF 97 1 SAFE F CU 84 F FC 92 S FF 96 1-3 K ②	B FF 96 B FF 95 S FF 95 F FF 96 S FF 95 2-3 K ③				4	0	0	0	0	3	7
23 Blake Swihart, S (1, 7) OBP: 0.353, SLG: 0.222	C FF 96 D CH 89 B FF 96 S FF 97 S FF 97 2-3 K ③		B B B B 4-0 BB		B FF 94 B FF 95 B SI 95 C SI 95 X SI 94 3-1 1-3 1B		C FF 97 B FF 98 B FF 96 F FF 95 C SL 86 2-3 K ①			3	0	1	0	1	2	3
7 Christian Vázquez, R (1, 2) OBP: 0.271, SLG: 0.325		B FF 94 B FF 94 C FF 94 F FF 94 F CH 86 B FF 96 F FF 96 X SI 96 3-2 G4-3 ①	C X 0-1 G5-3 ③		C SI 95 S FC 94 D CU 86 B FC 95 F FC 93 S FF 95 2-3 K ③		X FF 98 0-0 L8 ②			4	0	0	0	0	1	3
Inning Stats	R: 2 E: 0 K: 2 S: 22 H: 3 LOB: 3 BB: 2 P: 40	R: 1 E: 0 K: 0 S: 20 H: 3 LOB: 2 BB: 0 P: 29	R: 0 E: 0 K: 1 S: 8 H: 0 LOB: 1 BB: 1 P: 12	R: 0 E: 0 K: 2 S: 13 H: 0 LOB: 0 BB: 0 P: 18	R: 1 E: 0 K: 3 S: 18 H: 3 LOB: 2 BB: 0 P: 28	R: 1 E: 0 K: 1 S: 14 H: 2 LOB: 3 BB: 2 P: 27	R: 0 E: 0 K: 1 S: 6 H: 0 LOB: 0 BB: 0 P: 9	R: 0 E: 0 K: 1 S: 8 H: 1 LOB: 1 BB: 0 P: 12		1B: 8 2B: 3 3B: 0 HR: 1 SF: 0 SAC: 0 DP: 0 HBP: 0						

	AB	36
	R	5
	H	12
	RBI	5
	BB	5
	SO	11
	LOB	21

WP: 0 PB: 0 SB: 0 CS: 0 PA: 41

PITCHER		IP	WLS	BF	H	R	ER	SO	BB	IBB	HBP	BLK	WP	HR	S	P	ERA	WHIP
31 Danny Salazar, R ERA: 2.32	(1, 1)	4.1	L	24	8	4	4	6	3	0	0	0	0	1	69	109	8.31	2.538
48 Tommy Hunter, R ERA: 2.08	(5, 1)	0.2		3	1	0	0	2	0	0	0	0	0	0	12	18	0.00	1.500
34 Zach McAllister, R ERA: 2.87	(6, 1)	1.0		7	2	1	1	1	1	1	0	0	0	0	14	27	9.00	3.000
49 Austin Adams, R ERA:	(7, 1)	2.0		7	1	0	0	2	0	0	0	0	0	0	14	21	0.00	0.500

PITCHER	IP	WLS	BF	H	R	ER	SO	BB	IBB	HBP	BLK	WP	HR	S	P	ERA	WHIP

Cleveland Indians @ Chicago White Sox

U.S. Cellular Field, Chicago, IL

Mon May 23 2016, 5:11 PM - 8:20 PM EDT

Clear - 82 F

TOP

livebaseballscorecards.com

Batter	1	2	3	4	5	6	7	8	9	AB	R	H	RBI	BB	SO	LOB
41 Carlos Santana, S (1, 10) OBP: 0.350, SLG: 0.456	C SI 91 F FF 92 B FS 81 X FF 91 1-2 ① P1		B CU 74 X FF 90 1-0 ② G3 2-3		D CH 84 B CH 89 B FF 89 C SI 89 X FF 91 3-1 ① G4-3 2-3			B SI 89 B SL 81 B SI 89 C SI 89 C FF 88 B SL 82 4-2 22 2B 26 G5-3 BB	B FF 94 B FC 93 D FC 92 C FC 94 X FC 94 3-1 ③ G4-3	4	1	0	0	1	0	3
22 Jason Kipnis, L (1, 4) OBP: 0.332, SLG: 0.447	B FF 90 X CH 83 1-0 ② F7		C SI 90 X FF 91 0-1 ③ G5-3		C CU 76 F FS 80 B SI 91 F SI 92 X SL 85 1-2 ② G3			B SI 88 S SI 89 B SI 89 B SI 88 F SI 90 X SI 91 3-2 1-3 11 HR 2B		4	1	1	0	0	0	2
12 Francisco Lindor, S (1, 6) OBP: 0.374, SLG: 0.418	C SI 91 B FS 77 X FS 79 1-1 ③ G5-3			B CH 81 C SI 87 X SI 89 1-1 ① G6-3	B SI 92 X FS 79 1-0 ③ P6			S SI 93 F SI 92 X CH 80 0-2 ① L6		4	0	0	0	0	0	3
26 Mike Napoli, R (1, 3) OBP: 0.292, SLG: 0.438		C SL 84 B SL 88 C FF 90 X FS 80 1-2 HR		C FF 90 C FF 91 B SL 86 B CH 89 B SI 91 B FC 89 4-2 11 FC5-4 BB		B SL 84 S FF 88 B FF 89 B SL 85 C SI 90 S SI 92 3-3 ① K		X SI 89 0-0 ② G5-3 3-H		3	1	1	2	1	1	1
11 José Ramírez, S (1, 5) OBP: 0.346, SLG: 0.420		C SI 90 F FC 90 F CH 84 B SI 90 B SL 87 B SL 85 S FF 91 3-3 ① K		C SI 88 B FF 91 C FF 91 F SI 93 F FS 79 X CH 90 1-2 ② FC5-4 1-2f		C CH 83 S SL 86 F SI 93 S FS 80 0-3 ② K		B CH 84 S CH 83 S SI 95 F SI 94 D CH 83 B SI 95 F SI 94 F SI 95 F SI 95 3-2 X SI 94 2-H HR		4	1	1	2	0	2	1
10 Yan Gomes, R (1, 2) OBP: 0.207, SLG: 0.362		B SI 91 F SL 88 X FF 91 1-1 ② G6-3		S FC 90 F SL 86 1 SAFE S SL 86 0-3 ③ K		F SL 89 C SL 86 X SL 87 0-2 ③ F8		C SI 98 S SL 90 B SL 90 B SL 88 B SI 97 F SI 97 T SL 87 3-2 ③ K		4	0	0	0	0	2	1
8 Lonnie Chisenhall, L (1, 9) OBP: 0.316, SLG: 0.324 20 Rajai Davis, R (7, PH) OBP: 0.314, SLG: 0.409 (7, 8)		X CH 83 0-0 ③ G4-3			B CU 73 F FC 89 F FF 89 X SI 90 1-2 6 HR 1B		C CU 77 B SI 91 B SL 84 X SI 88 2-1 ① F7		B FC 92 B FC 92 F FC 91 B FC 93 B FC 93 4-1 6 S BB	2 1	1 0	1 0	0 0	0 1	0 0	0 0
6 Marlon Byrd, R (1, 7) OBP: 0.321, SLG: 0.432			B FF 90 X SL 85 1-0 ① F8		T FF 89 X SL 84 0-1 1-H HR		B SL 82 B SI 90 F SI 92 S SL 82 B CU 76 B SI 90 4-2 1 G6-3 BB		F FC 93 F FC 91 1 SAFE B FC 92 B FC 92 1 SAFE S KC 86 2-3 ① 1-2 K	3	1	1	2	1	1	1
1 Michael Martinez, S (1, 8) OBP: 0.417, SLG: 0.667 (7, 9)			C CU 74 F FF 91 X SL 86 0-2 41 G3 2B		X FF 89 0-0 41 G4-3 2B		B CU 77 B SI 90 X SI 89 2-0 ②③ G6-3 1-2f		B KC 83 F FC 92 D KC 83 B FC 94 C FC 93 F FF 93 S KC 84 3-3 ② K2-3	4	0	2	0	0	1	2
Inning Stats	R: 0 E: 0 K: 0 S: 6 H: 0 LOB: 0 BB: 0 P: 9	R: 1 E: 0 K: 1 S: 10 H: 1 LOB: 0 BB: 0 P: 15	R: 0 E: 0 K: 0 S: 7 H: 1 LOB: 1 BB: 0 P: 9	R: 0 E: 0 K: 1 S: 12 H: 0 LOB: 1 BB: 1 P: 18	R: 2 E: 0 K: 0 S: 13 H: 3 LOB: 1 BB: 0 P: 19	R: 0 E: 0 K: 2 S: 10 H: 0 LOB: 0 BB: 0 P: 13	R: 0 E: 0 K: 0 S: 5 H: 0 LOB: 0 BB: 1 P: 13	R: 3 E: 0 K: 1 S: 20 H: 2 LOB: 0 BB: 1 P: 33	R: 0 E: 0 K: 2 S: 10 H: 0 LOB: 1 BB: 1 P: 22	1B: 1 2B: 3 3B: 0 HR: 3 SF: 0 SAC: 0 DP: 1 HBP: 0						

	AB	33
	R	6
	H	7
	RBI	6
	BB	4
	SO	7
	LOB	14

WP: 0 PB: 0 SB: 1 CS: 0 PA: 37

PITCHER		IP	WLS	BF	H	R	ER	SO	BB	IBB	HBP	BLK	WP	HR	S	P	ERA	WHIP
38 Mat Latos, R ERA: 4.06	(1, 1)	6.0	W	24	5	3	3	4	1	0	0	0	0	2	58	83	4.50	1.000
33 Zach Duke, L ERA: 3.78	(7, 1)	1.0	H	5	1	2	2	0	2	0	0	0	0	0	10	25	18.00	3.000
34 Matt Albers, R ERA: 3.6	(8, 1)	0.2	H	3	1	1	1	0	0	0	0	0	0	1	11	14	13.50	1.500
65 Nate Jones, R ERA: 2.0	(8, 1)	0.1	H	1	0	0	0	1	0	0	0	0	0	0	4	7	0.00	0.000
30 David Robertson, R ERA: 0.96	(9, 1)	1.0	S	4	0	0	0	2	1	0	0	0	0	0	10	22	0.00	1.000

PITCHER		IP	WLS	BF	H	R	ER	SO	BB	IBB	HBP	BLK	WP	HR	S	P	ERA	WHIP

Batter	1	2	3	4	5	6	7	8	9	AB	R	H	RBI	BB	SO	LOB
1 Adam Eaton, L (1, 9) OBP: 0.383, SLG: 0.417	F FF 93 B FF 94 F FF 95 S SL 87 1-3 K ①		X CH 88 0-0 G4-3 ① 2-3 F SI 94 B FF 94 S CH 87 B FF 95 F CH 87 B CU 74 X CH 87 3-2 G4-3 ③		X SI 90 0-0 SH5-3 ① 1-2 2-3	X FF 96 0-0 G4-3 ③			4	0	0	0	0	1	5
7 Jimmy Rollins, S (1, 6) OBP: 0.290, SLG: 0.349	X FF 95 0-0 G4-3 ②		B FF 95 B CH 88 X CH 87 2-0 21 WP 3-H 1B		B FF 93 X FF 93 1-0 F7 ① B CH 85 C SI 92 F FF 92 D CH 85 S FF 92 2-3 K2-3 ②			B FF 95 B CH 87 F FF 94 C FF 95 S SL 87 2-3 K ①		5	0	1	1	0	2	2
21 Todd Frazier, R (1, 5) OBP: 0.332, SLG: 0.515	B FF 95 B FF 95 X FF 95 2-0 HR		1 SAFE B FF 95 B FF 93 B SL 86 B FF 94 4-0 1-2 BB		B FF 93 C CU 74 B CH 87 X FF 93 2-1 53 S 15 HR 1B B SI 91 S SI 92 F SL 84 X SI 91 1-2 G5-3 ③			S SL 87 C SL 87 B SL 88 B FF 96 B CH 89 F SL 86 B FF 95 4-2 79 2B BB		3	2	2	1	2	0	2
53 Melky Cabrera, S (1, 7) OBP: 0.369, SLG: 0.411	B FF 95 F CH 88 S CH 90 B CH 88 X CU 76 2-2 G4-3 ③		B FF 93 B FF 94 F FF 94 F CH 87 B FF 95 X FF 95 3-2 L6 ②		C FF 91 D CH 88 B CU 73 D CH 89 B FF 94 4-1 15 HR 1-2 BB		B SI 91 X CH 83 1-0 E8 79 E 5 L9-2	1 SAFE F FF 96 C CH 90 B FF 96 F SL 88 B FF 96 S SL 86 2-3 K ②		4	1	0	0	1	1	3
79 José Abreu, R (1, 3) OBP: 0.315, SLG: 0.397		C SL 80 S FF 94 X SL 80 0-2 L7 ① B SI 95 C CU 74 X SI 95 1-1 P4 ③	B SL 84 B FF 94 X FF 92 2-0 F6 ②		C SI 91 X SI 91 0-1 E4 27 BB 15 BB 10 BB 2-3	C FF 96 B SL 86 1 SAFE X FF 96 1-1 1-3 2B		5	1	1	0	0	0	5
15 Brett Lawrie, R (1, 10) OBP: 0.353, SLG: 0.450		B FF 95 B FF 94 B SL 82 F SI 95 B FF 95 4-1 BB	X FF 92 0-0 27 G3-1 27 S 10 1B 1B B SL 81 C SI 93 S CU 74 F FF 93 D CU 76 B SL 75 X FF 94 3-2 1-H 2-H HR		B SI 91 B SI 93 B SI 91 C FF 92 B SI 91 4-1 10 BB 27 BB 1-2 BB	I IN 72 I IN 74 I IN 73 I IN 72 4-0 IBB		2	2	2	3	3	0	0
5 Yolmer Sánchez, S (1, 4) OBP: 0.214, SLG: 0.192		B FF 94 B FF 94 C FF 94 C FF 94 1 SAFE S CH 88 2-3 K ②	F CH 86 1 SAFE 1 SAFE F FF 93 S FF 93 0-3 K ① B FF 93 X CH 87 1-0 P5 ③		F SI 92 F SI 92 F SI 93 X SL 86 0-2 L9-2 ① ② 3-H	X FF 97 0-0 F8 ③			5	0	0	0	0	2	8
27 Dioner Navarro, S (1, 2) OBP: 0.282, SLG: 0.383		C CH 87 B SL 82 B SI 95 C FF 94 S CH 89 2-3 K ③	F CU 74 B FF 94 1 SAFE D CH 86 X CH 87 2-1 G3-1 ② 1-3		X SI 90 0-0 1 SH5-3 10 1B 1B	C CH 84 B FF 91 F SI 92 B SI 93 B CH 84 B SI 91 4-2 10 BB 1-2 2-3 BB			3	0	1	0	1	1	2
10 Austin Jackson, R (1, 8) OBP: 0.307, SLG: 0.327			F FF 95 C CU 75 B FF 93 X SL 80 1-2 1 G4-3 7 1B 2B C FF 94 F CU 75 B FF 91 X CU 75 1-2 3-H 1B		B SI 90 B SI 91 X SI 90 2-0 1 SH5-3 1-2 1B	B FF 96 F FF 95 B FF 95 D FF 96 C FF 96 B FF 96 4-2 1-2 2-3 3-H BB			3	1	3	2	1	0	0
Inning Stats	R: 1 E: 0 K: 1 S: 8 H: 1 LOB: 0 BB: 0 P: 13	R: 0 E: 0 K: 2 S: 10 H: 0 LOB: 1 BB: 1 P: 18	R: 1 E: 0 K: 0 S: 10 H: 2 LOB: 2 BB: 1 P: 21	R: 1 E: 0 K: 1 S: 13 H: 2 LOB: 1 BB: 0 P: 19	R: 3 E: 0 K: 0 S: 10 H: 2 LOB: 0 BB: 1 P: 23	R: 0 E: 0 K: 1 S: 9 H: 2 LOB: 2 BB: 0 P: 14	R: 1 E: 2 K: 0 S: 13 H: 0 LOB: 3 BB: 3 P: 26	R: 0 E: 0 K: 2 S: 13 H: 1 LOB: 3 BB: 2 P: 26		1B: 6 2B: 3 3B: 0 HR: 2 SF: 0 SAC: 1 DP: 1 HBP: 0		WP: 1 PB: 0 SB: 2 CS: 0 PA: 43				

PITCHER		IP	WLS	BF	H	R	ER	SO	BB	IBB	HBP	BLK	WP	HR	S	P	ERA	WHIP
52 Mike Clevinger, R ERA: 8.71	(1, 1)	5.0	L	25	7	6	6	4	3	0	0	0	1	2	51	94	10.80	2.000
61 Dan Otero, R ERA: 1.0	(6, 1)	1.2		10	2	1	0	1	2	0	0	0	0	0	19	33	0.00	2.400
49 Austin Adams, R ERA:	(7, 1)	1.1		8	1	0	0	2	2	1	0	0	0	0	16	33	0.00	2.250

PITCHER	IP	WLS	BF	H	R	ER	SO	BB	IBB	HBP	BLK	WP	HR	S	P	ERA	WHIP

BOTTOM

Cleveland Indians @ Chicago White Sox

U.S. Cellular Field, Chicago, IL

Mon May 23 2016, 5:11 PM - 8:20 PM EDT

Clear - 82 F

livebaseballscorecards.com

AB	34
R	7
H	10
RBI	7
BB	8
SO	7
LOB	27

Cleveland Indians @ Chicago White Sox

U.S. Cellular Field, Chicago, IL

Mon May 23 2016, 9:02 PM - 11:39 PM EDT

Att. 18,323 - Sunny - 74 F

TOP

livebaseballscorecards.com

Batter	1	2	3	4	5	6	7	8	9	AB	R	H	RBI	BB	SO	LOB
20 Rajai Davis, R (1, 8) OBP: 0.319, SLG: 0.431	C SI 91 S SL 85 B SL 84 C SI 90 1-3 K		B SL 84 X SI 90 1-0 P4		B FF 89 D SL 85 B SI 90 X FF 90 3-0 2-H HR		B SI 89 B SL 83 B SI 89 B FF 91 4-0 22 1B 1-2 BB			3	1	1	2	1	1	0
22 Jason Kipnis, L (1, 10) OBP: 0.330, SLG: 0.443	C SI 90 F FF 91 S SL 84 0-3 K		C SI 89 F CH 80 B SI 90 X SI 91 1-2 G4-3		C CU 72 F SL 83 X FF 90 0-2 P6		S SI 92 X SI 93 0-1 1-3 2-H 1B			4	0	1	1	0	1	0
12 Francisco Lindor, S (1, 6) OBP: 0.366, SLG: 0.408	C FF 90 B CH 78 X CH 79 1-1 L9			C SI 88 X CU 74 0-1 G3		B CU 72 B SI 89 C FF 89 B FF 89 F FF 90 X SI 90 3-2 F8	X SI 92 0-0 L9			4	0	0	0	0	0	2
41 Carlos Santana, S (1, 3) OBP: 0.348, SLG: 0.458		C SI 89 B CU 73 X SL 83 1-1 G4-3		C FF 86 B CH 78 F SI 89 X SL 83 1-2 2B		S CH 80 F SI 90 B SL 84 B SI 90 B SI 90 F SL 83 F FF 91 S SL 84 3-3 K		B SI 92 S SI 93 B SL 80 X SI 93 2-1 G5-3		4	0	1	0	0	1	0
11 José Ramírez, S (1, 7) OBP: 0.343, SLG: 0.439		X FF 89 0-0 HR		B SI 89 S SL 83 C SL 83 S SI 92 1-3 K		B CU 72 B CH 80 C SI 91 X SL 84 3-2 F7		B SI 93 C FF 93 X SL 79 1-1 L8		4	1	1	1	0	1	1
4 Juan Uribe, R (1, 5) OBP: 0.308, SLG: 0.346		C SI 89 B SL 84 B SL 84 B SI 90 F SI 90 B SL 84 4-2 8 BB BB		C SI 90 B SI 91 B SI 91 F SL 85 X SL 85 2-2 L4			B SI 88 C SL 82 X SI 90 1-1 HR	C SI 92 S FS 86 B SL 79 X FF 94 1-2 G3		3	1	1	1	1	0	1
8 Lonnie Chisenhall, L (1, 9) OBP: 0.325, SLG: 0.324		B SI 88 B SL 83 B SI 88 F SI 89 S FF 89 F SI 90 B SI 89 4-2 38 G1-4-3 1-2 BB			C CU 72 X SI 89 0-1 38 G6-3 20 HR 1B		F CH 80 X SI 88 0-1 G3		B SI 92 C FF 92 X SL 80 1-1 G3	3	1	1	0	1	0	0
38 Chris Gimenez, R (1, 2) OBP: 0.217, SLG: 0.318		C SI 90 B SL 84 X SL 84 1-1 G1-4-3 1-2f			X SL 82 0-0 G6-3 1-2		B SL 83 C SI 90 S SL 84 F FF 90 X SL 84 1-2 20 BB 22 1B		F SI 91 B FS 85 X SI 92 1-1 L4	4	1	1	0	0	0	3
1 Michael Martinez, S (1, 4) OBP: 0.313, SLG: 0.500			B SI 89 C FF 89 B SL 82 B FF 89 F SI 90 F SI 91 X SL 83 3-2 G2-3		S SL 84 C SI 90 F SI 89 D SL 85 S FF 89 1-3 K		S SL 83 S SI 89 D SL 83 X SI 88 1-2 F7		C FS 84 B SI 91 X FS 85 1-1 F9	4	0	0	0	0	1	2

	AB	33
	R	5
	H	7
	RBI	5
	BB	3
	SO	5
	LOB	9

Inning Stats	1	2	3	4	5	6	7	8	9	1B: 3	SF: 0	WP: 0	PA: 36
R:	0	1	0	0	2	0	2	0	0	2B: 1	SAC: 0	PB: 0	
E:	0	0	0	0	0	0	0	0	0	3B: 0	DP: 1	SB: 0	
K:	2	0	0	1	1	1	0	0	0	HR: 3	HBP: 0	CS: 0	
S:	8	10	8	11	11	20	14	7	6				
H:	0	1	0	1	2	0	3	0	0				
LOB:	0	1	0	1	0	0	2	0	0				
BB:	0	2	0	0	0	0	1	0	0				
P:	10	20	13	15	15	20	21	11	9				

PITCHER		IP	WLS	BF	H	R	ER	SO	BB	IBB	HBP	BLK	WP	HR	S	P	ERA	WHIP
45 Erik Johnson, R	(1, 1)	6.2	L	28	6	5	5	5	3	0	0	0	0	3	70	111	6.75	1.350
ERA: 6.94																		
64 Matt Purke, L	(7, 1)	2.1		8	1	0	0	0	0	0	0	0	0	0	16	23	0.00	0.429
ERA:																		

PITCHER	IP	WLS	BF	H	R	ER	SO	BB	IBB	HBP	BLK	WP	HR	S	P	ERA	WHIP

Batter	1	2	3	4	5	6	7	8	9	AB	R	H	RBI	BB	SO	LOB
1 Adam Eaton, L (1, 9) OBP: 0.376, SLG: 0.408	B FF 95 B FF 91 C FF 96 X CH 86 2-1 F9 ①		C FC 90 F CU 81 B FF 95 B FF 95 B FF 96 S FF 97 3-3 K ①		C CU 82 F CH 86 B CU 82 X CU 79 1-2 G6-3 ②			B FC 95 C FC 94 B FC 94 C FC 96 F FC 96 F FC 96 F SL 85 F FC 96 D SL 86 3-3 K ①		4	0	0	0	0	2	1
18 Tyler Saladino, R (1, 6) OBP: 0.267, SLG: 0.333	C FC 92 B FF 96 F FF 96 S CU 84 1-3 K ②		F FF 96 F FF 93 B FF 95 S CU 81 1-3 K ②		C FF 96 X FF 95 0-1 F8 ③			S FC 96 B FC 95 C SL 83 F FC 96 B FC 94 X SL 83 2-2 FC5-2 21 WP ② 3-H		4	0	0	0	0	2	1
21 Todd Frazier, R (1, 5) OBP: 0.335, SLG: 0.521	B CH 87 B FF 88 X FF 93 2-0 53 1B 1B		B CU 82 B CU 83 S FF 88 X FF 96 2-1 53 E 2B			B FF 94 X CU 80 1-0 G5-3 ①		F FC 95 B FC 94 B SL 84 F FC 95 B FC 96 F FC 94 X SL 82 3-2 P6 ③ 1-2		4	1	2	0	0	0	1
53 Melky Cabrera, S (1, 7) OBP: 0.372, SLG: 0.413	B FF 96 X FF 96 1-0 1-2 1B		F FF 96 B FF 96 X FF 96 1-1 E7 2-H 1B			B FF 95 X CH 86 1-0 G1-3 ②			B FF 95 C FF 96 F KC 84 B KC 85 X FF 96 2-2 G3-1 ①	4	0	2	1	0	0	0
79 José Abreu, R (1, 3) OBP: 0.308, SLG: 0.388	C FF 97 B FF 96 S CU 84 F FF 96 X FF 96 1-2 G3 ③		B FF 96 C CH 87 S FF 96 F CU 84 S CU 85 1-3 K ③			B FF 95 F CH 85 F FF 95 S CU 83 1-3 K ③			C KC 84 S KC 84 X KC 84 0-2 G6-3 ②	4	0	0	0	0	2	3
15 Brett Lawrie, R (1, 4) OBP: 0.351, SLG: 0.442		C CU 82 X FF 95 0-1 P5 ①		C FF 96 B FF 96 B FF 95 S CH 86 C CU 83 2-3 K ①			S FF 94 X CU 82 0-1 G6-3 ①		B FF 95 B KC 84 C FF 95 C FF 96 B FF 96 B FF 95 4-2 31 DI BB	3	0	0	0	1	1	0
31 Alex Avila, L (1, 2) OBP: 0.323, SLG: 0.226		B FF 94 B CH 86 S FF 95 S FF 95 B FF 96 F FF 96 X FF 96 3-2 G3-1 ②		F FF 87 B FF 95 C FF 96 B CU 85 S CH 86 2-3 K ②			B FF 93 C CH 85 B CH 84 B FF 95 C FF 94 S CH 85 3-3 K ②		C FF 96 C FF 95 B KC 85 B FF 95 S KC 84 2-3 K ③ 1-2	4	0	0	0	0	3	1
26 Avisaíl García, R (1, 10) OBP: 0.314, SLG: 0.411		S FF 87 X FF 95 0-1 1B		C FF 96 B CU 84 F CU 83 X CU 83 1-2 G5-3 ③			X CU 81 0-0 L4 ③			3	0	1	0	0	0	0
10 Austin Jackson, R (1, 8) OBP: 0.307, SLG: 0.340		C FF 95 X FF 96 0-1 L4 ③			B FF 94 C FF 94 C FC 91 S CH 85 1-3 K ①			B FC 94 C SL 82 C FC 94 F FC 94 X SL 83 1-2 18 FC5-2 3B		3	0	1	0	0	1	1
Inning Stats	R: 0 E: 0 K: 1 S: 11 H: 2 LOB: 2 BB: 0 P: 18	R: 0 E: 0 K: 0 S: 10 H: 1 LOB: 1 BB: 0 P: 13	R: 1 E: 1 K: 3 S: 14 H: 2 LOB: 1 BB: 0 P: 22	R: 0 E: 0 K: 2 S: 9 H: 0 LOB: 0 BB: 0 P: 14	R: 0 E: 0 K: 1 S: 8 H: 0 LOB: 0 BB: 0 P: 10	R: 0 E: 0 K: 1 S: 5 H: 0 LOB: 0 BB: 0 P: 8	R: 0 E: 0 K: 1 S: 6 H: 0 LOB: 0 BB: 0 P: 9	R: 0 E: 0 K: 1 S: 20 H: 1 LOB: 1 BB: 0 P: 29	R: 0 E: 0 K: 1 S: 11 H: 0 LOB: 1 BB: 1 P: 19	1B: 4 2B: 1 3B: 1 HR: 0 SF: 0 SAC: 0 DP: 0 HBP: 0							

PITCHER		IP	WLS	BF	H	R	ER	SO	BB	IBB	HBP	BLK	WP	HR	S	P	ERA	WHIP
56 Cody Anderson, R ERA: 6.81	(1, 1)	7.0	W	26	5	1	1	9	0	0	0	0	0	0	63	94	1.29	0.714
27 Bryan Shaw, R ERA: 5.21	(8, 1)	1.0		4	1	0	0	1	0	0	0	0	1	0	20	29	0.00	1.000
37 Cody Allen, R ERA: 3.92	(9, 1)	1.0		4	0	0	0	1	1	0	0	0	0	0	11	19	0.00	1.000

PITCHER	IP	WLS	BF	H	R	ER	SO	BB	IBB	HBP	BLK	WP	HR	S	P	ERA	WHIP

BOTTOM

Cleveland Indians @ Chicago White Sox

U.S. Cellular Field, Chicago, IL

Mon May 23 2016, 9:02 PM - 11:39 PM EDT

Att. 18,323 - Sunny - 74 F

livebaseballscorecards.com

AB	33
R	1
H	6
RBI	1
BB	1
SO	11
LOB	8

WP: 1 PB: 0 SB: 0 CS: 0 PA: 34

Batter	1	2	3	4	5	6	7	8	9	AB	R	H	RBI	BB	SO	LOB
20 Rajai Davis, R (1, 8) OBP: 0.315, SLG: 0.418	C SI 96 C SI 97 B SI 97 S SL 81 1-3 K ①		S CH 84 X CH 83 0-1 G5-3 ②	B SL 77 B CH 87 F SI 94 B CH 85 B SI 92 4-1 11 WP 11 BB 12 1B BB	B FF 92 S FS 83 B FS 84 D FS 86 C SI 91 X FF 91 3-2 G6-3 ③			F SI 93 X FS 87 0-1 G5-3 ③		4	1	0	0	1	1	1
11 José Ramírez, S (1, 4) OBP: 0.345, SLG: 0.429	B SI 96 F SI 93 X CH 88 1-1 P6 ②		C CH 88 B SL 76 C SL 74 F SI 95 B SL 77 B SI 95 F SI 93 F SL 77 F SI 91 4-2 B SL 77 12 1B 26 3B BB	**B SI 90** **C CH 85** **B SI 90** **1 SAFE** **F SI 90** **1 SAFE** 1 SAFE F SL 77 B SI 93 4-2 B SI 93 26 S 12 1B 41 SF9 **1-3** BB		B FF 98 X FF 99 1-0 G4-3 ①			C SI 92 F SL 83 B SL 85 F SL 84 X SL 85 1-2 G5-3 ①	3	2	0	0	2	0	0
12 Francisco Lindor, S (1, 6) OBP: 0.372, SLG: 0.413	C SI 92 B CH 86 X SI 96 1-1 1B		1 SAFE B CH 85 X CH 86 1-0 26 3B **1-3** 1B	X SI 94 0-0 4 FC5 26 S **1-2** **3-H** 1B		C FF 100 C FF 98 X FF 99 0-2 G1-3 ②			B SL 83 B SI 93 B SI 92 C SI 91 X SI 91 3-1 G1-3 ②	5	1	3	1	0	0	0
26 Mike Napoli, R (1, 3) OBP: 0.301, SLG: 0.452	F SI 94 B SI 95 C SI 95 S SI 97 1-3 K ③		B SI 95 C SI 93 B SL 79 X SI 90 2-1 4 1B **1-H** **3-H** 3B	F FF 91 F FS 84 D FS 85 F FS 85 D FS 84 D FS 84 4-2 4 FC5 **1-2** **2-3** BB		T FF 98 B FF 99 B SL 87 B FF 98 X FF 98 3-1 G5-3 ③			B SI 92 X FF 91 1-0 41 WP 41 S 1B	4	1	2	2	1	1	1
41 Carlos Santana, S (1, 10) OBP: 0.344, SLG: 0.449		C CH 88 B SI 94 X SI 93 1-1 F9 ①	B SI 92 F SI 96 S SL 79 B SL 79 F SI 96 D SL 78 B SI 93 4-2 4 1B BB	C FS 85 B SI 92 B SI 92 D FS 84 X SI 92 3-1 SF9 ② **3-H**			F SI 92 B SI 93 S SI 92 B FS 86 B SI 93 X SI 93 3-2 G1-3 ①		C SI 93 F SL 85 D SL 86 B SL 85 F FF 92 X SL 82 2-2 F7 ③ **1-3**	3	0	0	1	1	0	1
4 Juan Uribe, R (1, 5) OBP: 0.315, SLG: 0.351		F SI 96 B SL 78 C SL 79 S CH 87 1-3 K ②	F SL 78 B SI 92 F SL 81 B SI 96 F SI 94 F SL 82 F SI 96 F CH 87 X CH 87 2-2 **1-2** **3-H** 1B	B FS 85 X FS 86 1-0 FC5 ③ **1-2** **2-3f**			B SI 93 B SI 92 F SI 93 X SI 93 2-1 6 G6-4-3 1B			4	0	2	1	0	1	2
6 Marlon Byrd, R (1, 7) OBP: 0.319, SLG: 0.424		B SI 92 T SI 94 X CH 87 1-1 1B	F SI 92 F SI 93 F SL 76 F SI 93 F SL 78 S SL 78 0-3 K ③		B FS 84 S FF 92 B FS 85 F SI 91 S FS 86 2-3 K2-3 ①		B FS 86 X SI 93 1-0 G6-4-3 ②③ **1-2f**			4	0	1	0	0	2	3
38 Chris Gimenez, R (1, 2) OBP: 0.259, SLG: 0.462		C SI 92 1 SAFE F SI 94 S SI 96 0-3 K ③		C CH 85 X SI 90 0-1 HR	X FF 91 0-0 1B			X SI 92 0-0 G6-3 ①		4	1	2	1	0	1	1
1 Michael Martinez, S (1, 9) OBP: 0.250, SLG: 0.400			C SI 94 F SI 92 C SL 79 0-3 K ①	B SI 95 F SI 95 C SL 80 S SL 81 1-3 K ①	B FS 83 F FS 84 X SI 91 1-1 L7 ②			C SI 93 B SI 93 S SL 80 F SI 94 B SL 80 X SI 92 2-2 G5-3 ②		4	0	0	0	0	2	1
Inning Stats	R: 0 E: 0 K: 2 S: 10 H: 1 LOB: 1 BB: 0 P: 14	R: 0 E: 0 K: 2 S: 10 H: 1 LOB: 1 BB: 0 P: 13	R: 3 E: 0 K: 2 S: 30 H: 3 LOB: 2 BB: 2 P: 43	R: 3 E: 0 K: 1 S: 16 H: 2 LOB: 2 BB: 3 P: 33	R: 0 E: 0 K: 1 S: 9 H: 1 LOB: 1 BB: 0 P: 15	R: 0 E: 0 K: 0 S: 6 H: 0 LOB: 0 BB: 0 P: 10	R: 0 E: 0 K: 0 S: 6 H: 1 LOB: 0 BB: 0 P: 12	R: 0 E: 0 K: 0 S: 7 H: 0 LOB: 0 BB: 0 P: 9	R: 0 E: 0 K: 0 S: 11 H: 1 LOB: 1 BB: 0 P: 18	1B: 8 2B: 0 3B: 1 HR: 1 SF: 1 SAC: 0 DP: 1 HBP: 0						

PITCHER		IP	WLS	BF	H	R	ER	SO	BB	IBB	HBP	BLK	WP	HR	S	P	ERA	WHIP
49 Chris Sale, L ERA: 2.26	(1, 1)	3.1	L	21	7	6	6	7	4	0	0	0	1	1	60	89	16.20	3.300
57 Zach Putnam, R ERA: 2.95	(4, 1)	1.2		7	1	0	0	1	1	0	0	0	0	0	15	29	0.00	1.200
48 Tommy Kahnle, R ERA:	(6, 1)	1.0		3	0	0	0	0	0	0	0	0	0	0	6	10	0.00	0.000
64 Matt Purke, L ERA:	(7, 1)	2.0		6	1	0	0	0	0	0	0	0	0	0	13	21	0.00	0.500
43 Dan Jennings, L ERA: 1.74	(9, 1)	1.0		4	1	0	0	0	0	0	0	0	1	0	11	18	0.00	1.000

PITCHER	IP	WLS	BF	H	R	ER	SO	BB	IBB	HBP	BLK	WP	HR	S	P	ERA	WHIP

TOP

Cleveland Indians @ Chicago White Sox

U.S. Cellular Field, Chicago, IL

Tue May 24 2016, 8:11 PM - 11:01 PM EDT

Att. 21,550 - Clear - 72 F

livebaseballscorecards.com

AB	35
R	6
H	10
RBI	6
BB	5
SO	8
LOB	10

WP: 2 PA: 41
PB: 0
SB: 3
CS: 0

BOTTOM

Cleveland Indians @ Chicago White Sox

U.S. Cellular Field, Chicago, IL

Tue May 24 2016, 8:11 PM - 11:01 PM EDT

Att. 21,550 - Clear - 72 F

livebaseballscorecards.com

Batter	1	2	3	4	5	6	7	8	9	AB	R	H	RBI	BB	SO	LOB
1 Adam Eaton, L (1, 9) OBP: 0.378, SLG: 0.426	C SI 88 X CH 85 0-1 HR		C SI 88 X FC 86 0-1 ① G4-3		C FF 87 B FF 90 F FC 87 B FF 89 F FC 87 B FF 90 S FC 87 3-3 ③ K			C FC 86 B SI 89 X FC 86 1-1 1B		4	1	2	1	0	1	0
10 Austin Jackson, R (1, 8) OBP: 0.300, SLG: 0.331	C FF 87 C SI 89 F FC 86 B SI 91 X CU 77 1-2 ① G1-3		B FF 90 B FC 85 C FC 86 X CU 76 2-1 ② L5			B CU 77 C FF 89 C FC 87 X FC 87 1-2 ① L9		1 SAFE C FC 86 X FF 88 0-1 ③ L8		4	0	0	0	0	0	1
21 Todd Frazier, R (1, 5) OBP: 0.328, SLG: 0.509	B FF 91 C CU 78 B SI 87 C FC 86 F FC 86 X FF 91 2-2 ② L6		B FC 86 X FC 86 1-0 ③ G5-3			C FF 90 B FF 88 X FC 88 1-1 ② G4-3			C FF 95 B FF 95 C FF 96 S FF 95 1-3 ① K	4	0	0	0	0	1	0
53 Melky Cabrera, S (1, 7) OBP: 0.364, SLG: 0.403	C CH 85 C FF 88 X CU 78 0-2 ③ L7			C FF 88 F FC 84 F FC 86 B CU 76 F FF 88 X FC 85 1-2 ① F8		C FF 90 X SI 86 0-1 ③ G6-3			C KC 84 S FF 96 F FF 96 B FF 96 X FF 96 1-2 ② G5-3	4	0	0	0	0	0	0
79 José Abreu, R (1, 3) OBP: 0.317, SLG: 0.407		C CU 76 C CU 78 F FF 91 X FF 89 0-2 31 BB 1B		C CH 85 S CU 78 B CU 77 F FF 89 B FC 86 X FC 86 2-2 15 2B 2B			C FF 88 S CU 77 F CU 78 S CU 78 0-3 ① K		B FF 96 X KC 86 1-0 2B	4	1	3	0	0	1	0
15 Brett Lawrie, R (1, 4) OBP: 0.349, SLG: 0.443		1 SAFE C CH 84 1 SAFE F FC 86 C FF 90 0-3 ① K		X SI 89 0-0 26 FC6-5-3 2-H 2B			X FC 87 0-0 ② G6-3		C FF 95 B FF 96 B KC 84 S FF 96 F FF 95 F KC 86 F FF 96 X KC 86 2-2 ③ G6-3	4	0	1	1	0	1	2
26 Avisaíl García, R (1, 10) OBP: 0.307, SLG: 0.402		S FC 85 C FC 85 1 SAFE D CU 77 S CU 77 1-3 ② K		F FC 86 X FC 86 0-1 ② ③ FC6-5-3 2-3			S FC 86 B FC 87 X FC 87 1-1 ③ G4-3			3	0	0	0	0	1	2
31 Alex Avila, L (1, 2) OBP: 0.324, SLG: 0.218		C FF 89 B FC 84 C FC 86 B FF 91 B FC 86 B SI 90 4-2 1-2 BB			C FC 86 C CU 77 B FF 90 T CH 85 1-2 ① K			S FC 86 X SI 85 0-1 ① G3		2	0	0	0	1	1	0
18 Tyler Saladino, R (1, 6) OBP: 0.254, SLG: 0.317		C FC 87 F CU 78 X FC 86 0-2 ③ G1-3			B CU 77 X FC 86 1-0 ② L8			C FC 87 F SI 89 S CU 78 0-3 ② K		3	0	0	0	0	1	2

Inning Stats	1	2	3	4	5	6	7	8	9
R	1	0	0	1	0	0	0	0	0
H	1	1	0	2	0	0	0	1	1
E	0	0	0	0	0	0	0	0	0
LOB	0	2	0	0	0	0	0	1	1
K	0	2	0	0	2	0	1	1	1
BB	0	1	0	0	0	0	0	0	0
S	13	15	5	12	8	7	7	9	14
P	16	20	8	15	13	9	8	10	19

	1B	2B	3B	HR	SF	SAC	DP	HBP	PA	WP	PB	SB	CS
	2	4	0	1	0	0	1	0	33	0	0	0	0

	AB	32
	R	2
	H	6
	RBI	2
	BB	1
	SO	7
	LOB	7

PITCHER		IP	WLS	BF	H	R	ER	SO	BB	IBB	HBP	BLK	WP	HR	S	P	ERA	WHIP
43 Josh Tomlin, R ERA: 3.35	(1, 1)	8.0	W	29	5	2	2	6	1	0	0	0	0	1	76	99	2.25	0.750
37 Cody Allen, R ERA: 3.74	(9, 1)	1.0		4	1	0	0	1	0	0	0	0	0	0	14	19	0.00	1.000

PITCHER	IP	WLS	BF	H	R	ER	SO	BB	IBB	HBP	BLK	WP	HR	S	P	ERA	WHIP

Batter	1	2	3	4	5	6	7	8	9	AB	R	H	RBI	BB	SO	LOB
20 Rajai Davis, R (1, 8) OBP: 0.312, SLG: 0.406	C SI 93 F FF 94 B SI 93 S FF 94 1-3 ① K	C FF 93 B CU 79 B SI 93 B CU 79 F FF 93 F FF 94 D CU 79 4-2 BB		B SI 90 F CU 77 B FF 92 X FF 91 2-1 ② G5-3 1-2			F SI 92 X FF 90 0-1 ② G5-3		C SL 86 S SL 86 B FF 98 S FF 97 1-3 ② K	4	0	0	0	1	2	1
22 Jason Kipnis, L (1, 4) OBP: 0.327, SLG: 0.436	B FF 94 X FF 94 1-0 ② G4-3	B SI 93 C FF 94 B SI 93 F FF 94 F CU 79 1 SAFE S CU 78 2-3 ③ K		C FF 92 B SI 92 F FF 92 B CU 78 B FF 91 X CU 78 3-2 ③ G3			C FS 85 B FS 85 X FF 91 1-1 1B		S FF 97 F FF 98 F CH 91 B CH 92 B FF 98 B FF 98 X FF 98 3-2 ③ G3-1	5	0	1	0	0	1	3
11 José Ramírez, S (1, 6) OBP: 0.350, SLG: 0.426	C SI 94 F FF 95 F FF 93 B FF 94 F CH 87 B CH 87 F FF 94 F SI 93 H CU 80 3-2 HBP		C CU 76 X CU 77 0-1 41 1B 26 BLK 4 SF8 1B	C FF 90 B FF 92 C SI 91 B SI 92 B CU 78 F SI 92 F FF 92 S FF 91 3-3 ① K			C FS 83 D FS 85 B FS 84 F SI 90 X FS 84 2-2 ③ L7			3	1	1	0	0	1	1
26 Mike Napoli, R (1, 3) OBP: 0.299, SLG: 0.447	B FF 94 B FF 93 B SI 95 S SI 94 C FF 94 1 SAFE F FF 95 1 SAFE S CU 79 3-3 ③ K		C SI 92 B FF 93 F FF 93 F FF 93 D CU 77 1 SAFE F FF 92 F CU 77 2-3 ① K 1-2	S FF 92 C CU 78 B CU 76 F SI 92 F CU 77 C SI 92 1-3 ② K				B SL 80 C SI 90 S SL 81 X SL 83 1-2 4 G4-3 4 WP 10 3B 1B	4	1	1	0	0	3	2
41 Carlos Santana, S (1, 10) OBP: 0.347, SLG: 0.450		B FF 92 X FF 92 1-0 4 FC6-4 1B	C SI 92 B CH 86 X FF 93 1-1 2-3 1B	B CH 86 C CU 76 B FF 92 X FF 92 2-1 ③ G6-3				X SI 90 0-0 ① L8		4	0	2	0	0	0	1
4 Juan Uribe, R (1, 5) OBP: 0.305, SLG: 0.342		C FF 93 C SI 94 B FF 93 B FF 94 X CH 87 2-2 ① FC6-4 10 HBP 8 3B 1-2f	B SI 92 S CH 87 X FF 92 1-1 ② SF8 3-H			X FF 90 0-0 ① P4		B SI 90 B SI 92 X SI 90 2-0 ② G4-3 1-3		3	1	0	1	0	0	2
10 Yan Gomes, R (1, 2) OBP: 0.216, SLG: 0.377		B CU 79 H FF 93 2-0 8 3B 1-2 HBP	S SI 91 S CU 78 S CU 77 0-3 ③ K			C FF 89 B FF 91 F CU 78 B SI 91 B FF 92 F FF 92 S FF 91 3-3 ② K		C FF 91 D SL 82 D SI 91 F SL 82 B FF 92 X SI 92 3-2 3-H 3B		3	1	1	1	0	2	1
6 Marlon Byrd, R (1, 7) OBP: 0.308, SLG: 0.408		X CH 88 0-0 ② L9		B CU 76 S FF 91 X SI 92 1-1 ① P3		B CU 76 S FF 91 F FF 92 X SI 91 1-2 ③ F8		D FF 95 C FF 98 3 SAFE F FF 98 X SL 85 1-2 ③ G1-3		4	0	0	0	0	0	3
8 Lonnie Chisenhall, L (1, 9) OBP: 0.333, SLG: 0.359		X CU 79 0-0 1-H 2-H 3B		C SI 91 C SI 91 B CU 78 B FF 92 X SI 93 2-2 20 WP 1B			C FS 83 S FS 84 B FF 91 S FS 84 1-3 ① K2-3		B FF 98 F FF 97 C FF 97 X FF 98 1-2 ① G5-3	4	0	2	2	0	1	0
Inning Stats	R: 0 E: 0 K: 2 S: 14 H: 0 LOB: 1 BB: 0 P: 22	R: 2 E: 0 K: 1 S: 13 H: 2 LOB: 2 BB: 1 P: 24	R: 1 E: 0 K: 2 S: 18 H: 2 LOB: 1 BB: 0 P: 22	R: 0 E: 0 K: 0 S: 10 H: 1 LOB: 1 BB: 0 P: 18	R: 0 E: 0 K: 2 S: 12 H: 0 LOB: 0 BB: 0 P: 18	R: 0 E: 0 K: 1 S: 8 H: 0 LOB: 0 BB: 0 P: 12	R: 0 E: 0 K: 1 S: 10 H: 1 LOB: 1 BB: 0 P: 14	R: 1 E: 0 K: 0 S: 11 H: 2 LOB: 1 BB: 0 P: 18	R: 0 E: 0 K: 1 S: 10 H: 0 LOB: 0 BB: 0 P: 15	1B: 6 2B: 0 3B: 2 HR: 0 SF: 1 SAC: 0 DP: 0 HBP: 2						

PITCHER		IP	WLS	BF	H	R	ER	SO	BB	IBB	HBP	BLK	WP	HR	S	P	ERA	WHIP
62 Jose Quintana, L ERA: 2.22	(1, 1)	6.0	L	26	5	3	3	8	1	0	2	1	1	0	75	116	4.50	1.000
57 Zach Putnam, R ERA: 2.79	(7, 1)	1.0		4	1	0	0	1	0	0	0	0	0	0	10	14	0.00	1.000
43 Dan Jennings, L ERA: 2.11	(8, 1)	0.2		4	2	1	1	0	0	0	0	0	1	0	8	14	13.50	3.000
48 Tommy Kahnle, R ERA:	(8, 1)	1.1		4	0	0	0	1	0	0	0	0	0	0	13	19	0.00	0.000

PITCHER	IP	WLS	BF	H	R	ER	SO	BB	IBB	HBP	BLK	WP	HR	S	P	ERA	WHIP

TOP

Cleveland Indians @ Chicago White Sox

U.S. Cellular Field, Chicago, IL

Wed May 25 2016, 2:11 PM - 5:12 PM EDT

Att. 22,561 - Partly Cloudy - 82 F

livebaseballscorecards.com

AB	34
R	4
H	8
RBI	4
BB	1
SO	10
LOB	14

WP: 2 PA: 38
PB: 0
SB: 0
CS: 0

BOTTOM

Cleveland Indians @ Chicago White Sox

U.S. Cellular Field, Chicago, IL

Wed May 25 2016, 2:11 PM - 5:12 PM EDT

Att. 22,561 - Partly Cloudy - 82 F

livebaseballscorecards.com

Batter	1	2	3	4	5	6	7	8	9	AB	R	H	RBI	BB	SO	LOB
1 Adam Eaton, L (1, 9) OBP: 0.369, SLG: 0.415	C FF 93 S FF 94 B SI 95 F CU 85 B SI 94 S FF 95 2-3 **K** ①		S FF 94 S SL 89 B SI 94 F SL 90 B SI 95 B FF 95 X SL 90 3-2 **L8** ② 1-2		T SI 95 F CU 85 B SI 95 S CU 85 1-3 **K** ②		B FF 93 X SL 90 1-0 **G3** ③ 1-2		F FF 96 S KC 86 X KC 85 0-2 **G4-3** ③	5	0	0	0	0	2	4
7 Jimmy Rollins, S (1, 6) OBP: 0.289, SLG: 0.346	X SI 92 0-0 **G4-3** ②		B CH 86 C FF 94 X SL 91 1-1 **G3-1** ③ 2-3		B FF 94 F SL 90 B SI 95 X FF 95 2-1 **F8** ③			B CU 82 F SI 93 B SL 89 X FF 93 2-1 **53 HR** 1B		4	1	1	0	0	0	3
21 Todd Frazier, R (1, 5) OBP: 0.327, SLG: 0.500	X SI 95 0-0 **P3** ③			B SL 90 X FF 93 1-0 **F8** ①		B CU 83 C SI 94 B CU 86 F SL 91 B CU 85 B FF 95 4-2 **15 S 15 E** BB		B SI 94 F SI 94 1 SAFE F SL 90 S CU 86 1-3 **K** ①		3	1	0	0	1	1	1
53 Melky Cabrera, S (1, 7) OBP: 0.362, SLG: 0.417		B SI 92 B CH 86 F SI 95 C SL 90 S SI 94 2-3 **K** ①		C CU 83 S CH 87 F SL 90 B FF 94 X SI 89 1-2 **L9** ②		C SL 89 1 SAFE X SI 94 0-1 **F8** ①		C FC 92 F FC 93 F FC 93 B FC 94 X SL 83 1-2 **1-H HR**		4	1	1	2	0	1	1
79 José Abreu, R (1, 3) OBP: 0.325, SLG: 0.414		C SL 90 F SL 86 B FF 94 F FF 94 X SL 89 1-2 **1B**		C SI 94 B FF 95 X SI 95 1-1 **15 FC6-4 1B**		C FF 94 C SI 94 B FF 92 S SL 87 1-3 **K** ②		C FC 93 S SL 80 F FC 94 X FC 94 0-2 **1B**		4	0	3	0	0	1	1
15 Brett Lawrie, R (1, 4) OBP: 0.342, SLG: 0.433		C SI 93 C SI 94 C SL 88 0-3 **K** ②		X FF 92 0-0 **FC6-4** ③ 1-2f		B CU 84 C SI 95 C CU 85 S SL 86 1-3 **1-H K** ③		X FC 94 0-0 **P3** ②		4	0	0	0	0	2	3
27 Dioner Navarro, S (1, 2) OBP: 0.271, SLG: 0.367		F SI 94 X SI 88 0-1 **G4-3** ③			C SL 90 F SI 95 F SI 94 S CU 85 0-3 **K** ①		C SL 88 F FF 93 S CU 84 0-3 **K** ①	B FC 94 B FC 94 B FC 94 F FC 94 X FC 94 3-1 **G3** ③		4	0	0	0	0	2	2
26 Avisaíl García, R (1, 10) OBP: 0.313, SLG: 0.405			C CU 82 C SI 93 F CU 84 X SI 94 0-2 **10 FC6-4 1B**		F SL 90 F FF 94 B SI 94 X CU 85 1-2 **10 1B 1B**		X SL 90 0-0 **P4** ②		S FF 95 B KC 85 C KC 84 B KC 86 B FF 95 S FF 96 3-3 **K** ①	4	0	2	0	0	1	0
10 Austin Jackson, R (1, 8) OBP: 0.305, SLG: 0.335			C SI 92 B SI 93 F SL 90 X CU 84 1-2 **FC6-4 7 PB 1 E** ① 1-2f		B SI 94 F FF 91 B FF 94 F SL 89 D SL 86 X SI 95 3-2 **1-3 1B**		C SI 93 X CU 84 0-1 **1 S 1B**		C FF 96 B FF 96 S KC 85 B KC 86 S FF 96 2-3 **K** ②	4	0	2	0	0	1	1
Inning Stats	R: 0 H: 0 E: 0 LOB: 0 K: 1 BB: 0 S: 6 P: 8	R: 0 H: 1 E: 0 LOB: 1 K: 2 BB: 0 S: 12 P: 15	R: 0 H: 1 E: 1 LOB: 1 K: 0 BB: 0 S: 13 P: 18	R: 0 H: 1 E: 0 LOB: 1 K: 0 BB: 0 S: 8 P: 11	R: 0 H: 2 E: 0 LOB: 2 K: 2 BB: 0 S: 15 P: 22	R: 1 H: 0 E: 0 LOB: 0 K: 2 BB: 1 S: 10 P: 16	R: 0 H: 1 E: 0 LOB: 1 K: 1 BB: 0 S: 7 P: 8	R: 2 H: 3 E: 0 LOB: 1 K: 1 BB: 0 S: 16 P: 23	R: 0 H: 0 E: 0 LOB: 0 K: 2 BB: 0 S: 9 P: 14	1B: 8 SF: 0 2B: 0 SAC: 0 3B: 0 DP: 0 HR: 1 HBP: 0					WP: 0 PA: 37 PB: 1 SB: 2 CS: 0	

	AB	36
	R	3
	H	9
	RBI	2
	BB	1
	SO	11
	LOB	16

PITCHER		IP	WLS	BF	H	R	ER	SO	BB	IBB	HBP	BLK	WP	HR	S	P	ERA	WHIP
28 Corey Kluber, R ERA: 3.78	(1, 1)	7.1	W	30	7	2	1	9	1	0	0	0	0	0	76	106	1.23	1.091
27 Bryan Shaw, R ERA: 5.49	(8, 1)	0.2	H	4	2	1	1	0	0	0	0	0	0	1	11	15	13.50	3.000
37 Cody Allen, R ERA: 3.57	(9, 1)	1.0	S	3	0	0	0	2	0	0	0	0	0	0	9	14	0.00	0.000

PITCHER	IP	WLS	BF	H	R	ER	SO	BB	IBB	HBP	BLK	WP	HR	S	P	ERA	WHIP

Baltimore Orioles @ Cleveland Indians

Progressive Field, Cleveland, OH

Fri May 27 2016, 7:12 PM - 10:20 PM EDT

Att. 21,054 - Partly Cloudy - 72 F

TOP

livebaseballscorecards.com

Batter	1	2	3	4	5	6	7	8	9	AB	R	H	RBI	BB	SO	LOB
10 Adam Jones, R (1, 8) OBP: 0.291, SLG: 0.364	T SI 93 B KC 76 B KC 74 X CH 85 2-1 25 HBP 13 1B 1B	F FC 88 X SI 93 0-1 13 1B 1B		F SI 92 X KC 78 0-2 ② G5-3		B KC 76 C FC 88 F KC 76 B SI 96 X SI 94 2-2 ③ G6-3		C CU 83 F SI 91 B CU 85 X CU 81 1-2 1B		5	1	3	0	0	0	0
25 Hyun Soo Kim, L (1, 7) OBP: 0.489, SLG: 0.487 23 Joey Rickard, R (7, 7) OBP: 0.305, SLG: 0.363	C SI 93 H FC 87 1-1 19 BB 13 1B 6 1B 1-2 HBP	T SI 94 C SI 93 F KC 77 X FF 94 0-2 ② F8		B KC 75 B KC 74 C SI 93 B CH 87 X SI 92 3-1 ③ G4-3			C CU 78 S FF 94 C FF 95 0-3 ① K	B SI 91 X FF 90 1-0 ③ G4-3		3 1	1 0	0 0	0 0	0 0	1 0	1 1
13 Manny Machado, R (1, 6) OBP: 0.397, SLG: 0.634	X SI 93 0-0 19 BB 6 1B 1-2 2-H 1B	X CH 87 0-0 1-3 1B			X FF 92 0-0 ① 2B		C FF 96 T FF 95 B SL 84 F SL 83 B SL 84 X FF 94 2-2 19 2B 2B		X SL 81 0-0 ① F9	5	2	4	1	0	0	0
19 Chris Davis, L (1, 3) OBP: 0.345, SLG: 0.459	B FC 88 C FF 93 B SI 93 C FF 94 B SI 93 F FF 94 B SI 93 4-2 6 1B 1-2 2-3 BB	F FF 94 B FF 93 S FC 91 C KC 78 1-3 ③ K			B SI 92 X SI 91 1-0 ② L9		S FF 95 B FF 94 B FF 96 S FF 94 X FF 96 2-2 45 HR 2-H 2B		F FF 91 B CH 84 S CH 84 B FF 90 F CH 83 F FF 91 B CU 78 S CH 83 3-3 ② K	4	1	1	1	1	2	2
45 Mark Trumbo, R (1, 10) OBP: 0.335, SLG: 0.568	C FC 88 F SI 94 F KC 78 S KC 78 0-3 ① K		B FC 89 B FC 88 X CH 86 2-0 14 G6-4-3 1B		B KC 76 S CH 84 B FF 94 B FC 88 B FF 94 4-1 14 1B BB		X FF 95 0-0 2-H HR		C FF 90 X SL 82 0-1 ③ P2	4	1	2	2	1	1	3
14 Nolan Reimold, R (1, 9) OBP: 0.333, SLG: 0.471	C SI 94 F FC 87 S KC 79 0-3 ② K		D FF 94 B FC 89 X SI 93 2-0 ①② G6-4-3 1-2f		B CH 84 B SI 91 C SI 91 X CH 85 2-1 1-2 1B		C FF 92 B SL 83 C CU 82 X SL 82 1-2 ② F8			4	0	1	0	0	1	4
6 Jonathan Schoop, R (1, 4) OBP: 0.295, SLG: 0.476	S CH 88 B SI 95 X FC 88 1-1 1-2 2-H 3-H 1B		S FF 94 B KC 76 X SI 94 1-1 1B		F SI 92 X SI 93 0-1 ③ P3		B SL 80 F SL 82 B SL 82 X FF 93 2-1 ③ F8			4	0	2	2	0	0	2
3 Ryan Flaherty, L (1, 5) OBP: 0.266, SLG: 0.193	S CH 88 B FC 89 C FC 89 D KC 79 F KC 78 B SI 94 F FF 95 X SI 93 3-2 ③ L8		S CH 88 X SI 92 0-1 ③ P5			B FF 93 F CH 84 C CH 86 B KC 78 C SI 93 2-3 ① K		C CU 80 B SI 92 X CU 82 1-1 ① L8		4	0	0	0	0	1	3
36 Caleb Joseph, R (1, 2) OBP: 0.239, SLG: 0.210		B SI 91 B CH 86 S CH 86 X SI 92 2-1 ① G5-3		B FF 91 B SI 92 C SI 92 X SI 91 2-1 ① F8		C KC 73 B FF 95 C FC 87 F KC 78 B KC 80 F SI 92 B SI 93 F FF 94 X SI 93 3-2 ② G5-3		X SI 92 0-0 ② G5-3		4	0	0	0	0	0	0
Inning Stats	R: 3 E: 0 K: 2 S: 21 H: 3 LOB: 2 BB: 1 P: 32	R: 0 E: 0 K: 1 S: 12 H: 2 LOB: 2 BB: 0 P: 15	R: 0 E: 0 K: 0 S: 6 H: 2 LOB: 1 BB: 0 P: 11	R: 0 E: 0 K: 0 S: 7 H: 0 LOB: 0 BB: 0 P: 12	R: 0 E: 0 K: 0 S: 7 H: 2 LOB: 2 BB: 1 P: 14	R: 0 E: 0 K: 1 S: 12 H: 0 LOB: 0 BB: 0 P: 19	R: 3 E: 0 K: 1 S: 16 H: 3 LOB: 0 BB: 0 P: 23	R: 0 E: 0 K: 0 S: 7 H: 1 LOB: 1 BB: 0 P: 10	R: 0 E: 0 K: 1 S: 8 H: 0 LOB: 0 BB: 0 P: 11	1B: 9 2B: 3 3B: 0 HR: 1	SF: 0 SAC: 0 DP: 1 HBP: 1					

	AB	38
	R	6
	H	13
	RBI	6
	BB	2
	SO	6
	LOB	16

	WP: 0	PA: 41
	PB: 0	
	SB: 0	
	CS: 0	

PITCHER		IP	WLS	BF	H	R	ER	SO	BB	IBB	HBP	BLK	WP	HR	S	P	ERA	WHIP
47 Trevor Bauer, R ERA: 4.34	(1, 1)	6.0		28	9	3	3	4	2	0	1	0	0	0	65	103	4.50	1.833
34 Zach McAllister, R ERA: 4.32	(7, 1)	1.0	L	6	3	3	3	1	0	0	0	0	0	1	16	23	27.00	3.000
53 Jeff Manship, R ERA: 2.63	(8, 1)	1.0		4	1	0	0	0	0	0	0	0	0	0	7	10	0.00	1.000
61 Dan Otero, R ERA: 0.95	(9, 1)	1.0		3	0	0	0	1	0	0	0	0	0	0	8	11	0.00	0.000

PITCHER	IP	WLS	BF	H	R	ER	SO	BB	IBB	HBP	BLK	WP	HR	S	P	ERA	WHIP

BOTTOM

Batter	1	2	3	4	5	6	7	8	9	AB	R	H	RBI	BB	SO	LOB
41 Carlos Santana, S (1, 10) OBP: 0.343, SLG: 0.439	C FF 91 B FF 92 F FF 93 B FF 95 B CH 82 X FF 94 3-2 ① F8		F FF 93 X FF 95 0-1 ② P6		B FF 92 B CH 78 F FF 93 B FF 95 B FF 90 4-1 12 SF9 1-2 2-3 BB		C SI 93 B FS 86 B SI 94 S FS 86 S FS 86 2-3 ② K		C SI 97 S SI 96 S SI 97 0-3 ② K	4	0	0	0	1	2	1
22 Jason Kipnis, L (1, 4) OBP: 0.323, SLG: 0.429	C SL 81 B FF 92 B FF 93 F SI 94 F FF 94 S SL 84 2-3 ② K		B SI 90 C SI 92 B CH 84 X CH 83 2-1 1B		C SI 93 F FF 95 B FF 94 S SL 85 1-3 ① K		B FS 85 C FS 85 F FS 86 B FF 94 S SL 87 2-3 ③ K		X SI 96 0-0 ③ G4-3	5	0	1	0	0	3	4
12 Francisco Lindor, S (1, 6) OBP: 0.370, SLG: 0.429	C SI 92 F SI 94 B FF 94 S FF 95 1-3 ③ K		C SL 84 F SL 83 B FF 91 F FF 93 X SL 84 1-2 ③ L7		F FF 94 S SI 93 B FF 94 D SL 87 F FF 95 F SI 95 B SL 86 X FF 94 3-2 ② SF9 1-2 2-3 3-H			C SI 87 S FF 88 B FF 87 F FF 87 B SL 80 X FF 86 2-2 HR		3	1	1	2	0	1	1
26 Mike Napoli, R (1, 3) OBP: 0.304, SLG: 0.463		B FF 91 B FF 93 B FF 93 C FF 92 C FF 93 X FF 94 3-2 ① G6-3		B CH 80 S FF 94 B FF 92 F SL 85 F FF 94 X SL 86 2-2 HR	C CH 84 B FF 94 B FF 93 B CH 84 S FF 93 F FF 94 X CH 84 3-2 ③ P5			B SL 81 B SL 79 C SL 80 B SL 79 C SL 80 F SL 80 B FF 87 4-2 11 2B BB		3	1	1	1	1	0	2
11 José Ramírez, S (1, 7) OBP: 0.367, SLG: 0.459		B SL 82 C CU 80 B SI 94 B FF 94 X FF 94 3-1 4 2B 2B		C FF 93 X CH 82 0-1 4 G5-4-3 1B		F FF 90 B FF 92 T FF 92 B FF 93 F CH 83 X FF 92 2-2 8 CS 1B		X SL 81 0-0 1-3 2B		4	1	4	0	0	0	0
4 Juan Uribe, R (1, 5) OBP: 0.303, SLG: 0.347		B FF 92 X CU 80 1-0 2-H 2B		1 SAFE B FF 92 F FF 93 F FF 91 X FF 93 1-2 ①② G5-4-3 1-2f		1 SAFE X FF 93 0-0 ① L9		S SL 80 F SL 81 B SL 81 T FF 86 1-2 ① K		4	0	1	1	0	1	4
8 Lonnie Chisenhall, L (1, 9) OBP: 0.330, SLG: 0.346		F FF 92 B FF 92 B FF 93 X SI 93 2-1 ② L6		B SL 84 F FF 93 F FF 93 F FF 96 X FF 95 1-2 ③ P5		1 SAFE S CH 83 F FF 92 1 SAFE B FF 92 1 SAFE B FF 94 X CH 85 2-2 ②③ P1 1-2		I IN 73 I IN 77 I IN 76 I IN 76 4-0 38 G4-6-3 IBB		3	0	0	0	1	0	2
38 Chris Gimenez, R (1, 2) OBP: 0.290, SLG: 0.483		B FF 93 B SL 86 F FF 93 X FF 94 2-1 ③ L8			C SI 91 C SI 90 B FF 92 B FF 94 B SL 83 B FF 95 4-2 41 BB 20 1B 12 SF9 BB		C FF 94 B SL 86 F FF 94 X SL 87 1-2 2B	C FF 88 B SL 81 S SL 81 F SL 80 X FF 88 1-2 ②③ G4-6-3 1-2f		3	1	1	0	1	0	4
20 Rajai Davis, R (1, 8) OBP: 0.310, SLG: 0.401			C FF 91 F FF 92 B FF 92 T SL 86 1-2 ① K		B FF 91 S FF 92 C FF 94 B FF 93 F FF 95 X SI 94 2-2 12 SF9 41 BB 1-2 1B		C FF 94 X FS 87 0-1 ① G6-3		C SI 97 B SI 95 B SI 96 X SI 96 2-1 ① G6-3	4	0	1	0	0	1	1

Inning Stats									
	R: 0 E: 0 K: 2 S: 10	H: 0 LOB: 0 BB: 0 P: 16	R: 1 E: 0 K: 0 S: 10	H: 2 LOB: 1 BB: 0 P: 21	R: 0 E: 0 K: 1 S: 11	H: 1 LOB: 1 BB: 0 P: 15	R: 1 E: 0 K: 0 S: 13	H: 2 LOB: 0 BB: 0 P: 17	R: 1 E: 0 K: 1 S: 20	H: 1 LOB: 2 BB: 2 P: 37	R: 0 E: 0 K: 0 S: 8	H: 1 LOB: 0 BB: 0 P: 12	R: 0 E: 0 K: 2 S: 11	H: 1 LOB: 1 BB: 0 P: 16	R: 1 E: 0 K: 1 S: 16	H: 2 LOB: 2 BB: 2 P: 28	R: 0 E: 0 K: 1 S: 6	H: 0 LOB: 0 BB: 0 P: 8

PITCHER		IP	WLS	BF	H	R	ER	SO	BB	IBB	HBP	BLK	WP	HR	S	P	ERA	WHIP
59 Mike Wright Jr., R ERA: 5.05	(1, 1)	4.2		21	6	3	3	4	2	0	0	0	0	1	60	99	5.79	1.714
37 Dylan Bundy, R ERA: 4.74	(5, 1)	1.1	W	4	1	0	0	0	0	0	0	0	0	0	12	19	0.00	0.750
35 Brad Brach, R ERA: 1.04	(7, 1)	1.0	H	4	1	0	0	2	0	0	0	0	0	0	11	16	0.00	1.000
56 Darren O'Day, R ERA: 2.95	(8, 1)	1.0	H	6	2	1	1	1	1	1	0	0	0	1	16	28	9.00	3.000
53 Zack Britton, L ERA: 1.35	(9, 1)	1.0	S	3	0	0	0	1	0	0	0	0	0	0	6	8	0.00	0.000

PITCHER	IP	WLS	BF	H	R	ER	SO	BB	IBB	HBP	BLK	WP	HR	S	P	ERA	WHIP

1B: 4	SF: 1	WP: 0	PA: 38
2B: 4	SAC: 0	PB: 0	
3B: 0	DP: 2	SB: 0	
HR: 2	HBP: 0	CS: 1	

Baltimore Orioles @ Cleveland Indians

Progressive Field, Cleveland, OH

Fri May 27 2016, 7:12 PM - 10:20 PM EDT

Att. 21,054 - Partly Cloudy - 72 F

livebaseballscorecards.com

AB	33
R	4
H	10
RBI	4
BB	4
SO	8
LOB	19

Baltimore Orioles @ Cleveland Indians

Progressive Field, Cleveland, OH

Sat May 28 2016, 4:10 PM - 7:49 PM EDT

Att. 21,110 - Partly Cloudy - 86 F

TOP

livebaseballscorecards.com

Batter	1	2	3	4	5	6	7	8	9	AB	R	H	RBI	BB	SO	LOB
10 Adam Jones, R (1, 8) OBP: 0.291, SLG: 0.370	X FF 92 0-0 ① F8		B FF 95 X SL 86 1-0 ② G5-3		F FF 95 F CH 86 F FF 96 F CH 86 X CH 85 0-2 ① SF8 2-3 3-H		F SI 93 C CU 85 X CU 84 0-2 ① 25 1B 13 G6-4-3 1-H 2B		C FF 97 B FF 97 S SL 85 F SL 87 F FF 97 F CH 88 B SL 86 C SL 84 2-3 ① K	3	1	1	2	0	0	0
15 Paul Janish, R (8, 6) OBP: 0.188, SLG: 0.071										1	0	0	0	0	1	0
25 Hyun Soo Kim, L (1, 7) OBP: 0.460, SLG: 0.455	B FF 92 X FF 94 1-0 ② G3		B FF 95 B FF 94 C FF 93 B SI 94 C FF 97 X FF 96 3-2 ③ G4-3		B FF 95 C SI 94 C FF 94 X CH 85 1-2 ② L4		X FF 95 0-0 13 G6-4-3 2-3 1B		C FF 96 F FF 96 B CH 91 S CH 90 1-3 ② K	5	0	1	0	0	1	2
13 Manny Machado, R (1, 6) OBP: 0.399, SLG: 0.635	B FF 92 C SL 84 B FF 93 B CH 85 B FF 94 4-1 BB			B SL 85 F FF 94 X SL 82 1-1 2B	C SI 94 C CH 86 B SI 95 D SL 86 F CH 87 F FF 96 B SI 95 T SL 86 3-2 ③ K		B FF 95 B FF 95 C SI 94 B FF 96 X SI 94 3-1 ①② G6-4-3 1-2f 3-H		B FF 96 B FF 96 F FF 96 X FF 95 2-1 ③ F9	3	0	1	0	1	1	3
36 Caleb Joseph, R (8, 2) OBP: 0.235, SLG: 0.206										1	0	0	0	0	0	0
19 Chris Davis, L (1, 3) OBP: 0.343, SLG: 0.454	C FF 94 B FF 92 C FF 94 B CH 85 1 SAFE F SL 84 C FF 94 2-3 ③ K			B FF 94 S FF 94 S FF 94 B FF 93 B FF 95 F CH 86 S FF 95 3-3 ① K		C CU 80 F CH 83 B FF 93 F FF 94 X SL 85 1-2 ① G3	F FF 95 X FF 95 0-1 45 1B 1B			4	0	1	0	0	2	2
14 Nolan Reimold, R (8, 9) OBP: 0.333, SLG: 0.471										0	0	0	0	0	0	0
45 Mark Trumbo, R (1, 10) OBP: 0.343, SLG: 0.583		B FF 91 C FF 93 B FF 95 X FF 94 2-1 2B		B FF 95 T FF 94 S CH 84 S CH 84 1-3 ② K		C SL 84 B SL 82 F SL 84 B FF 95 X SL 84 2-2 32 2B 2B	B FC 91 B FC 91 C FC 92 F SL 79 D SL 82 F FC 92 X FC 92 3-2 1-2 1B			4	1	3	0	0	1	1
32 Matt Wieters, S (1, 2) OBP: 0.331, SLG: 0.453		C FF 94 X FF 94 0-1 ① L8		C FF 93 C CH 86 F FF 95 F CH 85 F SL 86 X CH 85 0-2 ③ G4-3		X FF 92 0-0 2-H 2B	C FC 93 C FC 94 S FC 93 0-3 ③ K			4	0	1	1	0	1	4
3 Ryan Flaherty, L (8, 3) OBP: 0.266, SLG: 0.193										0	0	0	0	0	0	0
6 Jonathan Schoop, R (1, 4) OBP: 0.294, SLG: 0.471		D FF 96 F FF 94 B FF 93 S SL 84 S CH 85 2-3 ② K			X FF 92 0-0 24 2B 10 SF8 1B	X SI 92 0-0 ② L5		C FF 94 F FF 94 S FF 94 0-3 ① K		4	1	1	0	0	2	2
24 Pedro Alvarez, L (1, 5) OBP: 0.294, SLG: 0.350		C FF 94 D CH 86 F FF 95 F FF 96 X CH 86 1-2 ③ G4-3			B FF 92 B FF 93 F FF 94 B FF 93 X FF 93 3-1 10 SF8 1-3 2B	C FF 95 B SI 95 D CH 86 B FF 94 X FF 93 3-1 ③ G4-3		B CU 78 B FF 95 X FF 94 2-0 ② L8		4	0	1	0	0	0	2
23 Joey Rickard, R (1, 9) OBP: 0.309, SLG: 0.358 (8, 8)			C FF 93 C FF 94 F CH 86 X FF 95 0-2 ① P3		B SL 84 S FF 94 B FF 96 B FF 94 B FF 94 4-1 BB		C SI 95 B FF 95 B CU 86 B SI 95 C SI 94 B FF 95 4-2 10 2B BB	C FF 94 F FC 88 B FF 94 F FF 94 F CU 82 F FF 93 S FF 93 1-3 ③ K		2	1	0	0	2	1	0
Inning Stats	R: 0 E: 0 K: 1 S: 7 H: 0 LOB: 1 BB: 1 P: 14	R: 0 E: 0 K: 1 S: 11 H: 1 LOB: 1 BB: 0 P: 16	R: 0 E: 0 K: 0 S: 8 H: 0 LOB: 0 BB: 0 P: 12	R: 0 E: 0 K: 2 S: 15 H: 1 LOB: 1 BB: 0 P: 20	R: 1 E: 0 K: 1 S: 17 H: 2 LOB: 2 BB: 1 P: 28	R: 1 E: 0 K: 0 S: 11 H: 2 LOB: 1 BB: 0 P: 17	R: 2 E: 0 K: 1 S: 17 H: 4 LOB: 2 BB: 1 P: 27	R: 0 E: 0 K: 2 S: 10 H: 0 LOB: 0 BB: 0 P: 13	R: 0 E: 0 K: 2 S: 11 H: 0 LOB: 0 BB: 0 P: 16	1B: 4 2B: 6 3B: 0 HR: 0 SF: 1 SAC: 0 DP: 1 HBP: 0						

	AB	35
	R	4
	H	10
	RBI	3
	BB	3
	SO	10
	LOB	16

PITCHER		IP	WLS	BF	H	R	ER	SO	BB	IBB	HBP	BLK	WP	HR	S	P	ERA	WHIP
31 Danny Salazar, R ERA: 2.39	(1, 1)	6.0	W	26	6	2	2	5	2	0	0	0	0	0	69	107	3.00	1.333
48 Tommy Hunter, R ERA: 3.86	(7, 1)	0.2		5	3	2	2	0	1	0	0	0	0	0	10	17	27.00	6.000
27 Bryan Shaw, R ERA: 5.4	(7, 1)	0.1		2	1	0	0	1	0	0	0	0	0	0	7	10	0.00	3.000
34 Zach McAllister, R ERA: 4.08	(8, 1)	1.0		3	0	0	0	2	0	0	0	0	0	0	10	13	0.00	0.000
49 Austin Adams, R ERA:	(9, 1)	1.0		3	0	0	0	2	0	0	0	0	0	0	11	16	0.00	0.000

PITCHER		IP	WLS	BF	H	R	ER	SO	BB	IBB	HBP	BLK	WP	HR	S	P	ERA	WHIP

BOTTOM

Baltimore Orioles @ Cleveland Indians

Progressive Field, Cleveland, OH

Sat May 28 2016, 4:10 PM - 7:49 PM EDT

Att. 21,110 - Partly Cloudy - 86 F

livebaseballscorecards.com

Batter	1	2	3	4	5	6	7	8	9	AB	R	H	RBI	BB	SO	LOB
41 Carlos Santana, S (1, 10) OBP: 0.345, SLG: 0.438	B FF 90 F FF 90 B CU 76 X FF 90 2-1 12 G3 22 BB 26 E 1B	B FS 82 X FS 82 1-0 ① G3	B FF 89 C FF 89 X SI 88 1-1 ①② G4-6-3 1-2f 3-H		X SI 90 0-0 ③ FC4-6 1-2f		X FF 93 0-0 22 S 1-3 2-H 1B			5	1	2	1	0	0	2
22 Jason Kipnis, L (1, 4) OBP: 0.320, SLG: 0.420	B FF 91 B FF 90 B FF 92 C FF 89 B FF 91 4-1 12 G3 26 E 1-2 BB	C FF 87 X FF 88 0-1 ② F8	C KC 75 F SL 87 C SI 90 0-3 ③ K			C SI 86 B KC 72 F SI 88 B SL 83 B SI 90 X SI 91 3-2 ① L8	C FF 94 B FF 93 S FF 95 B FF 95 X FF 96 2-2 ③ G1-3 1-2 3-H			4	1	0	0	1	1	1
12 Francisco Lindor, S (1, 6) OBP: 0.371, SLG: 0.425	B SL 84 B FF 92 B FF 90 C FF 90 X SI 90 3-1 ① G3 1-2 2-3	C FF 90 X CU 74 0-1 26 S 26 1B 1B		B FF 88 C SI 88 F SL 85 X SI 90 1-2 ① G4-3		C FF 84 B SL 87 B SL 87 B FF 91 F SI 90 F FF 92 B SL 86 4-2 11 FC4-6 BB		C X 0-1 E1 26 F8 11 1B		4	2	1	0	1	0	2
26 Mike Napoli, R (1, 3) OBP: 0.301, SLG: 0.456	B FF 92 X FF 91 1-0 E5 4 S 10 1B 2-H 3-H	C FF 92 1 SAFE C FF 91 B FF 92 F FF 91 X SL 85 1-2 11 BB 4 1B 1-H 1B		C FC 88 F FF 88 X SI 90 0-2 ② G4-3		C SI 88 F FF 91 B SI 88 B FF 90 F FC 88 T SI 91 2-2 ② K		T FF 92 B CH 81 F CH 79 B FF 93 X CH 80 2-2 ① F8 2-3		5	2	1	2	0	1	2
11 José Ramírez, S (1, 7) OBP: 0.375, SLG: 0.456	C FS 83 B FF 90 B SI 92 F FS 85 B FF 92 B SL 84 4-2 4 S 10 1B BB	B FS 84 B FS 83 B FF 90 B FF 89 4-0 4 1B 1-2 BB		C SL 82 X SL 87 0-1 ③ G4-3		X SL 86 0-0 ③ FC4-6 1-2f		B FF 93 F FF 92 B FF 93 X CH 82 2-1 4 1B 3-H 1B		3	1	1	1	2	0	1
4 Juan Uribe, R (1, 5) OBP: 0.314, SLG: 0.352	C FF 90 B FF 92 F FF 92 X FF 92 1-2 ② L6 1-2 2-3	B SI 87 X SI 87 1-0 10 FC6-4 1-3 2-H 1B			B KC 74 X SI 88 1-0 E5 10 1B		B SL 84 B FF 92 B SL 83 B FF 92 4-0 1 1B 41 1B BB	C FF 93 B FF 94 B FF 92 X CH 81 2-1 1 FC6-4 1-2 1B		4	2	2	1	1	0	2
10 Yan Gomes, R (1, 2) OBP: 0.222, SLG: 0.378 38 Chris Gimenez, R (9, 2) OBP: 0.290, SLG: 0.483	X FF 91 0-0 8 1B 2-H 3-H 1B	F SI 89 X SI 88 0-1 ③ FC6-4 1-2f			F FF 87 C SL 87 F SI 88 B FF 89 X SI 88 1-2 41 FC4-6 2-H 1B		C FF 92 F FF 92 F SL 84 F FF 89 D SL 86 X SL 84 1-2 ① F7	B CH 80 F FF 91 S FF 92 C FF 92 1-3 ② K		5 0	0 0	2 0	3 0	0 0	1 0	5 0
8 Lonnie Chisenhall, L (1, 9) OBP: 0.344, SLG: 0.373 1 Michael Martinez, S (5, PH) OBP: 0.261, SLG: 0.391 (6, 9)	B SI 92 X FF 90 1-0 20 S 1-3 1B	B FC 87 C SL 85 X FF 89 1-1 20 1B 41 G4-6-3 2B			F SI 89 F SL 87 X SI 89 0-2 ① L7		X FF 93 0-0 41 1B 22 E 1-2 1B	B FF 93 C FF 93 X CH 83 1-1 ③ FC6-4 1-2f		2 3	1 1	2 1	0 0	0 0	0 0	0 3
20 Rajai Davis, R (1, 8) OBP: 0.309, SLG: 0.397	B SL 85 F FF 92 B FF 92 1 SAFE C FF 92 D FS 86 C FF 92 3-3 ③ K 1-2	B SI 89 X SL 87 1-0 41 G4-6-3 2-3 1B			B FC 90 C FC 90 C SI 87 F SI 88 X KC 75 1-2 ② F8		C SL 85 F FF 94 F FF 95 B FF 90 S FF 95 1-3 ② K			4	0	1	0	0	2	5
Inning Stats	R: 4 E: 1 K: 1 S: 16 H: 3 LOB: 2 BB: 2 P: 35	R: 2 E: 0 K: 0 S: 12 H: 3 LOB: 2 BB: 1 P: 19	R: 1 E: 0 K: 1 S: 8 H: 2 LOB: 0 BB: 0 P: 11	R: 0 E: 0 K: 0 S: 8 H: 0 LOB: 0 BB: 0 P: 9	R: 1 E: 1 K: 0 S: 13 H: 1 LOB: 1 BB: 0 P: 16	R: 0 E: 0 K: 1 S: 11 H: 0 LOB: 1 BB: 1 P: 20	R: 2 E: 0 K: 1 S: 14 H: 2 LOB: 1 BB: 1 P: 22	R: 1 E: 1 K: 1 S: 14 H: 2 LOB: 2 BB: 0 P: 22		1B: 12 2B: 1 3B: 0 HR: 0 SF: 0 SAC: 0 DP: 1 HBP: 0					

	AB	39
	R	11
	H	13
	RBI	8
	BB	5
	SO	5
	LOB	23

WP: 0 PA: 44
PB: 0
SB: 5
CS: 0

PITCHER		IP	WLS	BF	H	R	ER	SO	BB	IBB	HBP	BLK	WP	HR	S	P	ERA	WHIP
31 Ubaldo Jiménez, R ERA: 6.36	(1, 1)	1.2	L	14	5	6	3	1	3	0	0	0	0	0	25	50	16.20	4.800
48 Vance Worley, R ERA: 2.03	(2, 1)	4.1		18	4	2	1	2	1	0	0	0	0	0	43	60	2.08	1.154
60 Mychal Givens, R ERA: 2.11	(7, 1)	1.0		6	2	2	1	1	1	0	0	0	0	0	14	22	9.00	3.000
40 Ashur Tolliver, L ERA:	(8, 1)	1.0		6	2	1	0	1	0	0	0	0	0	0	14	22	0.00	2.000

PITCHER	IP	WLS	BF	H	R	ER	SO	BB	IBB	HBP	BLK	WP	HR	S	P	ERA	WHIP

Batter	1	2	3	4	5	6	7	8	9	AB	R	H	RBI	BB	SO	LOB
10 Adam Jones, R (1, 8) OBP: 0.293, SLG: 0.363	B FF 92 B FF 92 B FF 92 C FF 93 B FF 93 4-1 19 BB 13 1B 45 2B BB	S SL 84 B FF 90 S CH 84 S CU 72 1-3 ② K		B FF 92 B SL 85 F SL 84 B FF 90 F SL 83 F SL 84 X CH 84 3-2 ③ G4-3			C FF 92 S CU 83 B CU 85 B CU 84 X SI 92 2-2 ② G6-3		C SI 95 B FF 94 F FC 92 B FF 95 B CU 83 B FC 93 4-2 BB	3	1	0	0	2	1	1
25 Hyun Soo Kim, L (1, 7) OBP: 0.463, SLG: 0.511 23 Joey Rickard, R (7, 7) OBP: 0.307, SLG: 0.356	B FF 93 C FF 93 F FF 93 B CH 87 F FF 92 1 SAFE S FF 92 2-3 K ①	B FF 91 1 SAFE 1 SAFE B FF 90 B FF 90 B FF 90 4-0 1-2 BB			B SI 88 C SI 87 S SI 89 S FF 90 1-3 K ①		C SI 91 F SI 91 B SI 90 B CU 84 X SI 92 2-2 HR		C SI 94 B CU 84 1 SAFE F SI 93 C SI 94 1-3 K ②	3 1	1 0	1 0	1 0	1 0	2 1	1 1
13 Manny Machado, R (1, 6) OBP: 0.394, SLG: 0.624	X FF 92 0-0 19 BB 45 2B 1-2 1B	C SL 84 B SL 79 B FF 90 F SL 84 D CU 71 F SL 82 F SL 84 F CH 85 S SL 84 3-3 K ③			F SI 89 X SI 89 0-1 G5-3 ②		C CU 85 B CU 84 C SI 92 S CU 84 1-3 K ③		C FF 95 F SI 94 B SI 94 C FC 92 1-3 K ③	5	1	1	0	0	3	3
19 Chris Davis, L (1, 3) OBP: 0.346, SLG: 0.458	B FF 93 D CH 87 B FF 92 F FF 92 B FF 92 4-1 45 2B 1-2 2-3 BB		X CH 83 0-0 G5-3 ①		B SI 89 B FF 89 X SI 88 2-0 2B			C FF 96 C FF 96 B FF 97 S FF 96 1-3 K ①		3	1	1	0	1	1	0
45 Mark Trumbo, R (1, 10) OBP: 0.341, SLG: 0.581	D SL 85 B FF 93 F FF 92 B FF 92 F FF 94 F FF 93 X FF 94 3-2 1-H 2-H 3-H 2B		C CU 71 B CH 85 X SL 82 1-1 G5-3 ②		F SI 89 D SL 84 F SI 90 C SI 91 1-3 K ③			X FF 96 0-0 G6-3 ②		4	0	1	3	0	1	1
32 Matt Wieters, S (1, 2) OBP: 0.328, SLG: 0.446	B FF 90 B FF 90 X FF 91 2-0 P6 ②		S FF 91 B CH 86 F CH 86 S FF 92 1-3 K ③			C CU 76 B CH 82 C CH 83 S FF 90 1-3 K ①		B FF 97 B FF 96 X FF 96 2-0 1B		4	0	1	0	0	2	1
6 Jonathan Schoop, R (1, 4) OBP: 0.293, SLG: 0.471	C SL 84 B FF 90 B SL 80 F FF 91 X SL 82 2-2 G5-3 ③			S SL 83 B FF 91 S CU 72 B SL 83 F FF 91 F CU 72 X CU 72 2-2 14 F8 3 SF7 2B		B SI 88 F SI 89 F FF 90 B SL 81 F SI 89 F SI 90 X FF 90 2-2 F8 ②		C SL 86 F SL 84 X FF 96 0-2 F9 ③		4	1	1	0	0	0	2
14 Nolan Reimold, R (1, 9) OBP: 0.329, SLG: 0.500		C FF 90 B FF 91 S CU 72 B SL 82 X SL 83 2-2 P2 ①		B FF 91 B FF 90 C SL 83 F SL 83 D SL 84 F FF 91 X CH 85 3-2 2-3 F8 ①		C FF 89 X CU 77 0-1 P4 ③			S FF 94 B FF 96 X SI 94 1-1 HR	4	1	1	1	0	0	1
3 Ryan Flaherty, L (1, 5) OBP: 0.265, SLG: 0.200		B FF 91 X FF 91 1-0 25 BB 1B		D CU 73 B CH 84 B FF 90 X FF 90 3-0 SF7 ② 3-H			X SI 91 0-0 G6-3 ①		F FF 95 B SI 94 F FC 93 C FC 93 1-3 K ①	3	0	1	1	0	1	0
Inning Stats	R: 3 H: 2 E: 0 LOB: 1 K: 1 BB: 2 S: 15 P: 32	R: 0 H: 1 E: 0 LOB: 2 K: 2 BB: 1 S: 13 P: 24	R: 0 H: 0 E: 0 LOB: 0 K: 1 BB: 0 S: 6 P: 8	R: 1 H: 1 E: 0 LOB: 0 K: 0 BB: 0 S: 14 P: 25	R: 0 H: 1 E: 0 LOB: 1 K: 2 BB: 0 S: 9 P: 13	R: 0 H: 0 E: 0 LOB: 0 K: 1 BB: 0 S: 10 P: 13	R: 1 H: 1 E: 0 LOB: 0 K: 1 BB: 0 S: 10 P: 15	R: 0 H: 1 E: 0 LOB: 1 K: 1 BB: 0 S: 8 P: 11	R: 1 H: 1 E: 0 LOB: 1 K: 3 BB: 1 S: 13 P: 21	1B: 3 SF: 1 2B: 3 SAC: 0 3B: 0 DP: 0 HR: 2 HBP: 0						

PITCHER		IP	WLS	BF	H	R	ER	SO	BB	IBB	HBP	BLK	WP	HR	S	P	ERA	WHIP
52 Mike Clevinger, R ERA: 8.79	(1, 1)	4.0		19	4	4	4	4	3	0	0	0	0	0	48	89	9.00	1.750
61 Dan Otero, R ERA: 0.86	(5, 1)	2.0		7	1	0	0	3	0	0	0	0	0	0	19	26	0.00	0.500
53 Jeff Manship, R ERA: 3.07	(7, 1)	1.0	L	4	1	1	1	1	0	0	0	0	0	1	10	15	9.00	1.000
49 Austin Adams, R ERA:	(8, 1)	1.0		4	1	0	0	1	0	0	0	0	0	0	8	11	0.00	1.000
48 Tommy Hunter, R ERA: 4.35	(9, 1)	1.0		5	1	1	1	3	1	0	0	0	0	1	13	21	9.00	2.000

PITCHER IP WLS BF H R ER SO BB IBB HBP BLK WP HR S P ERA WHIP

TOP

Baltimore Orioles @ Cleveland Indians

Progressive Field, Cleveland, OH

Sun May 29 2016, 1:13 PM - 4:26 PM EDT

Att. 18,565 - Cloudy - 83 F

livebaseballscorecards.com

AB	34
R	6
H	8
RBI	6
BB	4
SO	12
LOB	11



WP: 0 PA: 39
PB: 0
SB: 0
CS: 0

Batter	1	2	3	4	5	6	7	8	9	AB	R	H	RBI	BB	SO	LOB
41 Carlos Santana, S (1, 3) OBP: 0.341, SLG: 0.448	C FF 89 B KC 73 F FF 89 F FF 92 X SL 86 1-2 ① F9			X CH 81 0-0 ③ HR	X FF 91 0-0 ③ G4-3		C SI 92 1 SAFE 1 SAFE B FS 83 1 SAFE F FF 92 X FF 93 1-2 ③ F7		S SI 97 B SI 97 C SI 97 X SI 98 1-2 ① FC5-4 1-2f 2-3	5	1	1	1	0	0	4
22 Jason Kipnis, L (1, 4) OBP: 0.322, SLG: 0.435	C FF 92 B FF 93 B FF 90 X CH 85 2-1 ② G4-3			B FF 90 X FF 88 1-0 ① F7		B FF 90 F FF 88 X FF 89 1-1 HR		C SI 93 B FF 93 X FS 86 1-1 12 2B 1B	C SI 97 S SI 97 B SI 97 S SI 96 1-3 ② K	5	1	2	1	0	1	2
12 Francisco Lindor, S (1, 6) OBP: 0.371, SLG: 0.426	B KC 75 B FF 92 X FF 91 2-0 ③ L9			B FF 92 B FF 91 B CH 84 C FF 92 B FF 91 4-1 26 HR BB		B CH 86 F SL 87 F FF 92 B SL 85 X FF 93 2-2 ① F7		1 SAFE B FF 91 B FF 93 F FF 94 S SL 87 X FF 95 2-2 1-3 2B	S SI 97 S SI 97 S SI 96 0-3 ③ K	4	1	1	0	1	1	2
26 Mike Napoli, R (1, 10) OBP: 0.305, SLG: 0.471		C FF 89 B FF 90 B FF 89 F FF 90 B CH 83 B FF 93 4-2 4 G6-4-3 BB		C FF 91 F CH 82 1 SAFE X KC 77 0-2 1-H HR		C FF 91 F FF 93 B FF 91 F FF 94 B FF 93 B SL 87 S FF 94 3-3 ② K		B FF 87 X SI 86 1-0 ① G5-3		3	1	1	2	1	1	2
11 José Ramírez, S (1, 7) OBP: 0.378, SLG: 0.449 (9, 5)		B FF 89 C CH 83 C CH 84 S FF 93 1-3 ① K		B CH 84 X FF 91 1-0 ② F8		B KC 78 B FF 92 B FF 91 C FF 90 S CH 84 B FF 92 4-2 4 E BB		I IN 71 I IN 72 I IN 71 I IN 72 4-0 IBB		2	0	0	0	2	1	1
4 Juan Uribe, R (1, 5) OBP: 0.307, SLG: 0.344 8 Lonnie Chisenhall, L (8, PH) OBP: 0.340, SLG: 0.369 (9, 9)		C FF 92 C FF 91 B FF 89 F FC 93 F CH 84 X FF 92 1-2 ②③ G6-4-3 1-2f		F SL 84 F FF 92 X FF 94 0-2 ③ L8		1 SAFE 1 SAFE B FF 91 F FF 91 F FF 92 X CH 84 1-2 ③ G5-3 1-2		B FF 87 B FF 87 F SI 87 F SL 80 F FF 87 F FF 87 F FF 87 C SL 80 2-3 ② K		3 1	0 0	0 0	0 0	0 0	0 1	2 3
10 Yan Gomes, R (1, 2) OBP: 0.216, SLG: 0.367			B KC 72 S CH 82 F FF 90 B FF 88 F FF 92 F CH 82 X FF 91 2-2 ① G6-3		S CH 83 X FF 90 0-1 ① G6-3		F FS 86 B FF 94 S FF 94 B FF 94 S FF 94 2-3 ① K	C SL 80 B FF 87 F FF 87 S FF 87 1-3 ③ K		4	0	0	0	2	3
6 Marlon Byrd, R (1, 9) OBP: 0.306, SLG: 0.402 (9, 7)			X SL 82 0-0 ② L8		C FF 90 B FF 90 S CH 81 X CH 82 1-2 ② G6-3		B FF 94 F FS 86 S FF 94 S FF 94 1-3 ② K		B SI 96 X SI 96 1-0 41 FC5-4 20 1B 1B	4	0	1	0	0	1	0
20 Rajai Davis, R (1, 8) OBP: 0.319, SLG: 0.409			B KC 73 S CH 82 S KC 75 B FF 90 B FF 94 F CH 82 F CH 82 T FF 91 3-2 ③ K		C KC 75 B FF 91 B FF 91 X CH 83 2-1 2B		C FF 94 B SL 88 B FF 94 F FF 94 B FS 88 B FF 94 4-2 BB		D SI 98 X SI 97 1-0 41 FC5-4 1-2 1B	3	0	2	0	1	1	0
Inning Stats	R: 0 E: 0 K: 0 S: 7 H: 0 LOB: 0 BB: 0 P: 12	R: 0 E: 0 K: 1 S: 10 H: 0 LOB: 0 BB: 1 P: 16	R: 0 E: 0 K: 1 S: 11 H: 0 LOB: 0 BB: 0 P: 16	R: 3 E: 0 K: 0 S: 10 H: 2 LOB: 0 BB: 1 P: 16	R: 0 E: 0 K: 0 S: 8 H: 1 LOB: 1 BB: 0 P: 11	R: 1 E: 1 K: 1 S: 14 H: 1 LOB: 1 BB: 1 P: 25	R: 0 E: 0 K: 2 S: 11 H: 0 LOB: 1 BB: 1 P: 19	R: 0 E: 0 K: 2 S: 16 H: 2 LOB: 3 BB: 1 P: 27	R: 0 E: 0 K: 2 S: 11 H: 2 LOB: 2 BB: 0 P: 15	1B: 3 2B: 2 3B: 0 HR: 3 SF: 0 SAC: 0 DP: 1 HBP: 0	WP: 0 PB: 0 SB: 0 CS: 0 PA: 39					

PITCHER		IP	WLS	BF	H	R	ER	SO	BB	IBB	HBP	BLK	WP	HR	S	P	ERA	WHIP
30 Chris Tillman, R ERA: 2.92	(1, 1)	6.0	W	24	4	4	4	3	3	0	0	0	0	3	60	96	6.00	1.167
35 Brad Brach, R ERA: 1.0	(7, 1)	1.0	H	6	2	0	0	2	1	0	0	0	0	0	16	27	0.00	3.000
56 Darren O'Day, R ERA: 2.79	(8, 1)	1.0	H	4	0	0	0	2	0	1	0	0	0	0	11	19	0.00	0.000
53 Zack Britton, L ERA: 1.29	(9, 1)	1.0	S	5	2	0	0	2	0	0	0	0	0	0	11	15	0.00	2.000

PITCHER	IP	WLS	BF	H	R	ER	SO	BB	IBB	HBP	BLK	WP	HR	S	P	ERA	WHIP

BOTTOM

Baltimore Orioles @ Cleveland Indians

Progressive Field, Cleveland, OH

Sun May 29 2016, 1:13 PM - 4:26 PM EDT

Att. 18,565 - Cloudy - 83 F

livebaseballscorecards.com

AB	34
R	4
H	8
RBI	4
BB	5
SO	9
LOB	19

Texas Rangers @ Cleveland Indians

Progressive Field, Cleveland, OH

Mon May 30 2016, 6:13 PM - 8:48 PM EDT

Att. 14,514 - Clear - 79 F

TOP

livebaseballscorecards.com

Batter	1	2	3	4	5	6	7	8	9	AB	R	H	RBI	BB	SO	LOB
19 Jurickson Profar, S (1, 4) OBP: 0.333, SLG: 0.444	C FF 88 B FF 90 B FF 88 F FF 89 X FC 87 2-2 20 HR 1B	T CH 85 F SI 89 B FF 88 F FC 85 D CH 84 B FC 86 F FF 88 F FC 86 X CH 84 3-2 G3-1 ③		X FF 86 0-0 G4-3 ① 1-2		C CH 80 C FF 89 F FC 86 B FF 90 F FC 85 F FF 88 B FC 87 F CH 81 F FF 88 2-2 T FC 86 K ①			F CH 78 C FF 87 S FF 87 0-3 K ①	5	1	1	0	0	2	2
20 Ian Desmond, R (1, 8) OBP: 0.346, SLG: 0.480	D SI 89 1 SAFE 1 SAFE X FC 85 1-0 1-H HR		X FF 87 0-0 84 G4-3 18 E 2B	B FC 85 X FC 85 1-0 L7 ②		C FF 88 X CH 82 0-1 G6-3 ②			S KC 84 B KC 83 C FF 94 X KC 84 1-2 L8 ②	5	2	2	2	0	0	1
84 Prince Fielder, L (1, 10) OBP: 0.268, SLG: 0.305 36 Jared Hoying, L (9, PH) OBP: 0.300, SLG: 0.125 (9, 10)	B FF 89 B FF 89 X FC 87 2-0 P6 ①		S FC 86 D CH 85 S CH 83 X FC 86 1-2 G4-3 ① 2-3	B FF 87 B FC 86 X CH 82 2-0 29 E 29 E 30 HR 1B 2-H		C FC 85 X FF 88 0-1 G5-3 ③			B FF 95 S KC 83 B FF 94 B KC 84 B FF 94 4-1 BB	4 0	1 0	1 0	1 0	0 1	0 0	1 0
29 Adrián Beltré, R (1, 5) OBP: 0.321, SLG: 0.466	C FF 89 F FF 89 S CU 78 0-3 K ②		B FF 86 F FF 88 X FC 85 1-1 18 E 1 1B 1B	B FC 85 F FF 88 C FF 87 X CU 75 1-2 E5 30 HR 1-3			X FF 86 0-0 G6-3 ①		C FF 95 X FF 94 0-1 F9 ③	5	2	1	0	0	1	2
30 Nomar Mazara, L (1, 9) OBP: 0.355, SLG: 0.491	B FF 89 S SI 86 B FF 89 F SI 86 B FC 86 X FC 88 3-2 G1-3 ③		X CH 84 0-0 P6 ②	B FF 96 X FF 95 1-0 1-H 3-H HR			C FF 87 C CU 74 B FC 86 X FC 86 1-2 G5-3 ②			4	1	1	3	0	0	2
18 Mitch Moreland, L (1, 3)		B FF 89 B CH 84 B FC 86 C FF 86 F FC 84 X FC 86 3-2 L8 ①	C FC 86 F SI 88 D CU 76 D CU 76 1 SAFE X CH 84 2-2 E1 1 1B 1-2 3-H	B FF 96 S CH 87 X FF 95 1-1 L7 ③			C FF 88 X CU 75 0-1 F7 ③			4	0	0	0	0	0	1
1 Elvis Andrus, R (1, 6) OBP: 0.341, SLG: 0.396		C FF 88 B CU 77 X FC 85 1-1 16 2B 8 SF8 1B	B FF 88 X FF 88 1-0 1-2 2-H 1B		C FF 88 B FC 87 X FF 89 1-1 16 G5-4-3 1B			B FF 87 F CH 79 X FC 84 1-1 E5 16 G1-6-3		4	1	3	1	0	0	0
16 Ryan Rua, R (1, 7) OBP: 0.359, SLG: 0.424		1 SAFE S FF 88 B FF 89 1 SAFE F FC 86 1 SAFE X CU 76 1-2 1-3 2B	B FC 85 S FF 89 X FC 86 1-1 L1-3 ③		B FF 88 X CH 80 1-0 G5-4-3 ① ② 1-2f			F CH 80 X FC 84 0-1 G1-6-3 ① ② 1-2f		4	0	1	0	0	0	4
8 Bryan Holaday, R (1, 2) OBP: 0.293, SLG: 0.403		X FF 89 0-0 SF8 ② 3-H		B FF 87 B FC 86 F SI 88 F FC 86 X FC 86 2-2 19 G4-3 84 1B 1B	B FC 87 C CH 80 X FC 87 1-1 G5-3 ③			C FF 87 B FC 84 X CH 80 1-1 F8 ③		3	1	1	1	0	0	0

Inning Stats																						
	R: 2	H: 2	R: 1	H: 2	R: 2	H: 3	R: 4	H: 3	R: 0	H: 1	R: 0	H: 0	R: 0	H: 0	R: 0	H: 0	R: 0	H: 0	1B: 7	SF: 1	WP: 0	PA: 40
	E: 0	LOB: 0	E: 0	LOB: 1	E: 1	LOB: 2	E: 1	LOB: 0	E: 0	LOB: 0	E: 0	LOB: 0	E: 0	LOB: 0	E: 1	LOB: 1	E: 0	LOB: 1	2B: 2	SAC: 0	PB: 0	
	K: 1	BB: 0	K: 0	BB: 0	K: 0	BB: 0	K: 0	BB: 0	K: 0	BB: 0	K: 1	BB: 0	K: 0	BB: 0	K: 0	BB: 0	K: 1	BB: 1	3B: 0	DP: 2	SB: 0	
	S: 11	P: 19	S: 15	P: 23	S: 13	P: 19	S: 12	P: 20	S: 5	P: 8	S: 12	P: 14	S: 6	P: 7	S: 6	P: 8	S: 9	P: 14	HR: 2	HBP: 0	CS: 0	

PITCHER		IP	WLS	BF	H	R	ER	SO	BB	IBB	HBP	BLK	WP	HR	S	P	ERA	WHIP
43 Josh Tomlin, R ERA: 3.79	(1, 1)	3.2	L	22	9	8	5	1	0	0	0	0	0	1	48	76	12.27	2.455
49 Austin Adams, R ERA: 1.59	(4, 1)	0.1		2	1	1	0	0	0	0	0	0	0	1	3	5	0.00	3.000
54 Ryan Merritt, L ERA:	(5, 1)	4.1		13	1	0	0	2	0	0	0	0	0	0	32	40	0.00	0.231
37 Cody Allen, R ERA: 3.47	(9, 1)	0.2		3	0	0	0	0	1	0	0	0	0	0	6	11	0.00	1.500

PITCHER	IP	WLS	BF	H	R	ER	SO	BB	IBB	HBP	BLK	WP	HR	S	P	ERA	WHIP

AB	38
R	9
H	11
RBI	8
BB	1
SO	3
LOB	13

BOTTOM

Texas Rangers @ Cleveland Indians

Progressive Field, Cleveland, OH

Mon May 30 2016, 6:13 PM - 8:48 PM EDT

Att. 14,514 - Clear - 79 F

livebaseballscorecards.com

Batter	1	2	3	4	5	6	7	8	9	AB	R	H	RBI	BB	SO	LOB
20 Rajai Davis, R (1, 8) OBP: 0.320, SLG: 0.408	B SI 89 C SI 90 C SI 90 B SI 91 T KC 75 2-2 ① K		B SI 89 X CH 81 1-0 ① P4		S KC 76 F SL 80 D KC 75 F SI 92 B SI 92 B CH 80 X SI 92 3-2 22 G4-6-3 1B 1-2		X CH 86 0-0 8 1B 1B		C CH 82 X CU 67 0-1 ③ P3	3	0	1	0	0	1	0
1 Michael Martinez, S (7, 8) OBP: 0.280, SLG: 0.400										2	0	1	0	0	0	1
22 Jason Kipnis, L (1, 4) OBP: 0.318, SLG: 0.429	C SI 90 B SL 80 F SI 91 B SI 92 S SL 80 2-3 ② K		B SI 92 X CH 88 1-0 ② L9		B SL 80 B SI 90 B SI 92 C SI 92 F SI 91 X SI 92 3-2 ②③ G4-6-3 1-2f		D SL 80 X FF 87 1-0 12 G6-4-3 1B 1-2			3	0	0	0	0	1	2
8 Lonnie Chisenhall, L (7, 9) OBP: 0.347, SLG: 0.376										1	0	1	0	0	0	0
12 Francisco Lindor, S (1, 6) OBP: 0.369, SLG: 0.420	B KC 76 B SI 92 B SI 92 B SI 90 4-0 26 FC5-4 BB		C SI 92 F KC 76 X SI 91 0-2 ③ L9			C CH 80 B KC 75 B SI 91 B FF 93 F SI 90 X SI 92 3-2 ① L9	B CH 80 D SL 82 X CH 81 2-0 ②③ G6-4-3 1-2f			3	0	0	0	1	0	2
26 Mike Napoli, R (1, 3) OBP: 0.306, SLG: 0.486	C SI 92 C SI 92 F SI 92 F SI 92 X SI 91 0-2 ③ FC5-4 1-2f			X SI 92 0-0 ① F9		C KC 76 F SI 93 B SL 80 X SI 92 1-2 HR		C CH 86 S CH 80 B CU 65 B FF 88 B CU 66 B FF 88 4-2 41 G5-4-3 BB		3	1	1	1	0	0	1
38 Chris Gimenez, R (8, 3) OBP: 0.313, SLG: 0.483										0	0	0	0	1	0	0
41 Carlos Santana, S (1, 10) OBP: 0.335, SLG: 0.438		B SI 90 X SI 91 1-0 ① G6-3		C SI 91 C CH 82 B SI 91 F KC 76 B SI 93 F SL 78 X SI 93 2-2 ② G4-3		C SI 93 F CH 82 B CH 80 B SL 78 F SI 92 B SL 80 X SI 93 3-2 ② L8		C FF 88 B CH 82 X CH 84 1-1 ①② G5-4-3 1-2f		4	0	0	0	0	0	1
11 José Ramírez, S (1, 7) OBP: 0.381, SLG: 0.447		C SI 92 C CH 83 B SI 92 X SL 77 1-2 ② F8		X SI 92 0-0 1B		B SI 92 B CH 82 B SI 90 B SI 91 4-0 4 FC4-6 BB		C CH 81 B CU 69 B CH 82 B FF 88 X FF 88 3-1 ③ L9		3	0	1	0	1	0	0
(7, 4)																
4 Juan Uribe, R (1, 5) OBP: 0.313, SLG: 0.349		X KC 75 0-0 6 2B 1B		C SI 91 B SI 92 B CH 82 X CH 84 2-1 ③ G6-3		X SI 90 0-0 ③ FC4-6 1-2f			C CH 86 F CU 66 B CU 65 B FF 88 F SL 81 B SL 81 X CH 82 3-2 10 G6-4-3 6 1B 1B	4	0	2	0	0	0	2
6 Marlon Byrd, R (1, 9) OBP: 0.328, SLG: 0.459		F SI 92 X SI 91 0-1 1-3 2B			F SI 90 B SI 91 B CH 84 S CH 82 X SI 92 2-2 20 1B 1B		X FF 88 0-0 HR		X CH 81 0-0 1-2 10 G6-4-3 1B	4	1	4	1	0	0	0
(7, 7)																
10 Yan Gomes, R (1, 2) OBP: 0.211, SLG: 0.357		B SI 92 B CH 82 X SI 92 2-0 ③ L9			X SI 92 0-0 ① L9		C CH 87 F CH 81 S CU 68 0-3 ① K		D CU 68 F SL 82 X CH 82 1-1 ①② G6-4-3 1-2f 2-3	4	0	0	0	0	1	5

Inning Stats																																			
	R: 0	H: 0	E: 0	LOB: 1	K: 2	BB: 1	S: 11	P: 19	R: 0	H: 2	E: 0	LOB: 2	K: 0	BB: 0	S: 8	P: 12	R: 0	H: 0	E: 0	LOB: 0	K: 0	BB: 0	S: 5	P: 7	R: 0	H: 1	E: 0	LOB: 1	K: 0	BB: 0	S: 9	P: 13	R: 0	H: 2	E: 0	LOB: 1	K: 0	BB: 0	S: 11	P: 19
	R: 1	H: 1	E: 0	LOB: 1	K: 0	BB: 1	S: 11	P: 22	R: 1	H: 3	E: 0	LOB: 1	K: 1	BB: 0	S: 7	P: 10	R: 0	H: 0	E: 0	LOB: 0	K: 0	BB: 1	S: 6	P: 14	R: 0	H: 2	E: 0	LOB: 1	K: 0	BB: 0	S: 9	P: 13								

	AB	34
	R	2
	H	11
	RBI	2
	BB	3
	SO	3
	LOB	14

	1B: 8	SF: 0	WP: 0	PA: 37
	2B: 1	SAC: 0	PB: 0	
	3B: 0	DP: 4	SB: 0	
	HR: 2	HBP: 0	CS: 0	

PITCHER		IP	WLS	BF	H	R	ER	SO	BB	IBB	HBP	BLK	WP	HR	S	P	ERA	WHIP
45 Derek Holland, L ERA: 4.78	(1, 1)	6.0	W	25	6	1	1	2	2	0	0	0	0	1	55	92	1.50	1.333
55 Cesár Ramos, L ERA: 3.51	(7, 1)	3.0	S	12	5	1	1	1	1	0	0	0	0	1	22	37	3.00	2.000

PITCHER	IP	WLS	BF	H	R	ER	SO	BB	IBB	HBP	BLK	WP	HR	S	P	ERA	WHIP

Texas Rangers @ Cleveland Indians

Progressive Field, Cleveland, OH

Tue May 31 2016, 6:11 PM - 9:02 PM EDT

Att. 10,428 - Partly Cloudy - 73 F

livebaseballscorecards.com

Batter	1	2	3	4	5	6	7	8	9	AB	R	H	RBI	BB	SO	LOB
19 Jurickson Profar, S (1, 4) OBP: 0.348, SLG: 0.565	C FF 91 B SI 92 X CH 86 1-1 G4-3 ①		S SI 92 B CU 82 T SL 88 B SI 92 F CU 83 F FF 93 B SL 88 F SI 93 S FF 93 3-3 K ①		X CH 86 0-0 HR			C SL 88 F SI 93 X FF 93 0-2 20 2B 1-2 1B	X FF 92 0-0 P5-3 ② ③ 1-1f	5	2	2	1	0	1	1
20 Ian Desmond, R (1, 8) OBP: 0.344, SLG: 0.480	C SI 92 B SL 89 B SL 88 C SI 93 B FF 93 X SL 90 3-2 L9 ②		C CU 83 B SI 93 B CU 82 C SI 94 F SI 94 F CU 83 B SI 94 C FF 93 3-3 K ②		C SI 93 C FF 93 X SI 93 0-2 F9 ③			X SL 90 0-0 84 G4-3 29 2B 1-H 2-H 2B		4	1	1	2	0	1	0
84 Prince Fielder, L (1, 10) OBP: 0.263, SLG: 0.298	B FF 93 C SI 93 X SL 91 1-1 P2 ③		B SL 87 F FF 93 X SI 93 1-1 G6-3 ③			B SL 89 B FF 92 F SL 89 F FF 92 B SI 94 F SL 91 F FF 93 C SL 90 3-3 K ①		C FC 92 B FC 93 B FC 93 X FC 93 2-1 G4-3 ① 2-3		4	0	0	0	0	1	1
29 Adrián Beltré, R (1, 5) OBP: 0.324, SLG: 0.472		F SI 91 X FF 92 0-1 30 FC3-6 1B		C SL 87 C SI 92 X CU 83 0-2 F8 ①		S CH 87 X SL 91 0-1 F9 ②		B SL 80 B FC 93 B SL 80 S FC 92 X FC 93 3-1 2B 3-H		4	0	2	1	0	0	0
30 Nomar Mazara, L (1, 9) OBP: 0.348, SLG: 0.479		C FF 91 B SL 88 S CH 85 B FF 93 F CU 83 F FF 93 X SI 93 2-2 FC3-6 ① 1-2f		X SL 88 0-0 P1 ②		C SI 92 B CU 83 B SL 89 F SL 90 C SI 95 2-3 K ③		B FC 92 B FC 92 B FC 94 C FC 92 C FC 92 F FC 93 X FC 91 3-2 G6-3 ②		4	0	0	0	0	1	2
18 Mitch Moreland, L (1, 3) OBP: 0.286, SLG: 0.380		X FF 92 0-0 L7 ②		C SI 91 F SL 89 X CU 83 0-2 1 PB 1B			B SI 92 B CH 85 F SI 93 B FF 92 X SL 89 3-1 G3-1 ①	C FC 93 B FC 92 B SL 80 B FC 92 F FC 92 F FC 91 S FC 93 3-3 K ③		4	0	1	0	0	1	2
1 Elvis Andrus, R (1, 6) OBP: 0.339, SLG: 0.393		C SI 91 F CH 84 F FF 92 T SL 89 0-2 K ③		B SI 92 F SI 92 S SL 87 F CU 82 X SL 87 1-2 F9 ③ 1-2			X SI 93 0-0 G6-3 ②		C FF 94 C FC 87 B FC 81 X FF 94 1-2 36 S 36 1B 1B	4	1	1	0	0	1	2
36 Jared Hoying, L (1, 7) OBP: 0.357, SLG: 0.250			C SL 88 X CH 86 0-1 8 HR 1B		B SI 93 C SI 92 C CU 81 C SI 94 1-3 K ①		C FF 93 X SL 90 0-1 P2 ③		F FC 92 1 SAFE 1 SAFE B FF 91 X FC 89 1-1 19 P5-3 1-H 1B	4	1	2	1	0	1	0
8 Bryan Holaday, R (1, 2) OBP: 0.304, SLG: 0.451			X FF 91 0-0 1-H HR		F SL 89 B SI 93 X CU 82 1-1 L8 ②			C SI 93 B SI 92 B SL 90 B SI 93 C SL 90 X SI 94 3-2 19 1B 20 2B 1B	C FF 94 S FF 92 F FC 82 B FF 92 X FF 92 1-2 F8 ①	4	2	2	2	0	0	1
Inning Stats	R: 0 E: 0 K: 0 S: 7 H: 0 LOB: 0 BB: 0 P: 12	R: 0 E: 0 K: 1 S: 12 H: 1 LOB: 1 BB: 0 P: 14	R: 2 E: 0 K: 2 S: 16 H: 2 LOB: 0 BB: 0 P: 23	R: 0 E: 0 K: 0 S: 11 H: 1 LOB: 1 BB: 0 P: 12	R: 1 E: 0 K: 1 S: 9 H: 1 LOB: 0 BB: 0 P: 11	R: 0 E: 0 K: 2 S: 10 H: 0 LOB: 0 BB: 0 P: 15	R: 0 E: 0 K: 0 S: 5 H: 0 LOB: 0 BB: 0 P: 8	R: 3 E: 0 K: 1 S: 19 H: 4 LOB: 1 BB: 0 P: 33	R: 1 E: 0 K: 0 S: 10 H: 2 LOB: 0 BB: 0 P: 13	1B: 7 2B: 3 3B: 0 HR: 2 SF: 0 SAC: 0 DP: 1 HBP: 0						

TOP	
AB	37
R	7
H	11
RBI	7
BB	0
SO	7
LOB	9

PITCHER		IP	WLS	BF	H	R	ER	SO	BB	IBB	HBP	BLK	WP	HR	S	P	ERA	WHIP
28 Corey Kluber, R ERA: 4.15	(1, 1)	7.0	L	29	8	6	6	6	0	0	0	0	0	2	77	105	7.71	1.143
27 Bryan Shaw, R ERA: 5.14	(8, 1)	1.0		4	1	0	0	1	0	0	0	0	0	0	12	23	0.00	1.000
51 Shawn Armstrong, R ERA: 9.0	(9, 1)	1.0		4	2	1	1	0	0	0	0	0	0	0	10	13	9.00	2.000

PITCHER	IP	WLS	BF	H	R	ER	SO	BB	IBB	HBP	BLK	WP	HR	S	P	ERA	WHIP

Batter	1	2	3	4	5	6	7	8	9	AB	R	H	RBI	BB	SO	LOB
41 Carlos Santana, S (1, 10) OBP: 0.338, SLG: 0.436	X FF 85 0-0 ① G3		C FF 87 B CU 77 F CH 82 B SL 84 B FF 88 X SL 82 3-2 ② G3-1 1-2 2-3			B CH 82 F SI 87 B CH 83 B SL 80 B FF 86 4-1 22 G6-3 BB		C SI 95 B SI 95 X CH 88 1-1 22 G3-6-3 1B		3	0	1	0	1	0	2
22 Jason Kipnis, L (1, 4) OBP: 0.312, SLG: 0.420	C FF 85 B SI 86 F FF 85 F SL 83 F FF 87 F FF 86 B CU 79 B SL 83 X FF 86 3-2 ② L8		B SL 83 B SL 82 C FF 87 X FF 87 2-1 ③ F7			B FF 86 C CH 81 B FF 86 F FF 88 F SL 82 B SI 88 X SI 86 3-2 ② G6-3 1-2		C SI 94 D SL 84 X SI 94 1-1 ①② G3-6-3 1-2f		4	0	0	0	0	0	4
12 Francisco Lindor, S (1, 6) OBP: 0.367, SLG: 0.413	B FF 86 C CH 83 B CH 82 X FF 87 2-1 ③ F8			C FF 86 B FF 87 X CH 81 1-1 ① G4-3		B CU 76 F CH 82 B FF 88 C FF 86 B CU 76 B SI 87 4-2 BB		C SI 96 B SL 85 F SI 95 S SL 84 1-3 ③ K		3	0	0	0	1	1	0
26 Mike Napoli, R (1, 3) OBP: 0.299, SLG: 0.475		C FF 87 B SL 83 X FF 88 1-1 ① G5-3		C SL 83 B FF 89 B FF 87 X SL 83 2-1 ② F9		B SL 83 B SL 83 F SL 82 X FF 87 2-1 ③ G5-3			S FF 95 S FF 95 F FF 95 X CU 79 0-2 ① G5-3	4	0	0	0	0	0	2
11 José Ramírez, S (1, 5) OBP: 0.384, SLG: 0.448		C FF 87 B CH 83 B CU 76 X FF 86 2-1 ② G4-3		C FF 88 B CU 79 B CH 83 F FF 88 X FF 89 2-2 ③ L7			C SI 92 F FC 88 B FS 87 B FF 92 X SL 83 2-2 8 HR 1B			X FF 94 0-0 6 8 1B 1B	4	2	2	0	0	0	0
6 Marlon Byrd, R (1, 7) OBP: 0.326, SLG: 0.452		C SL 84 S SL 82 S SL 83 0-3 ③ K			C SL 83 S SL 82 B SL 83 S SL 82 1-3 ① K		F FC 87 F FC 87 S SL 81 0-3 ① K		S FF 94 B SL 87 X CU 84 1-1 10 FC3-6 8 1B 1-2 1B	4	0	1	0	0	3	1
8 Lonnie Chisenhall, L (1, 9) OBP: 0.364, SLG: 0.427			C FF 87 X CU 76 0-1 41 G3-1 20 1B 1B		B FF 87 C CH 82 F FF 88 B FF 86 B SL 84 X FF 87 3-2 ② F8		D SI 91 X FC 86 1-0 1-H HR		X FF 94 0-0 10 FC3-6 1-2 2-H 1B	4	1	3	3	0	0	0
10 Yan Gomes, R (1, 2) OBP: 0.212, SLG: 0.349			F FF 88 B CH 83 F SL 82 D SL 82 F SL 82 X FF 87 2-2 ① F9		C CU 77 T FF 89 X FF 89 0-2 ③ G4-3		F FC 88 B SL 82 B SI 92 B FC 88 S FC 92 B FF 92 4-2 20 G4-6-3 BB		S SI 97 F SI 96 F CU 83 X CH 90 0-2 ② FC3-6 1-2f 2-3	3	0	0	0	1	0	3
20 Rajai Davis, R (1, 8) OBP: 0.318, SLG: 0.404			C SL 83 F FF 86 F CU 78 B FF 87 F SL 82 X SL 82 1-2 41 G3-1 1-2 1B			C CU 75 B FF 88 B FF 88 X SL 82 2-1 ① G4-3	F FC 88 C SL 82 B FC 92 B CU 73 B CU 79 X FC 92 3-2 ②③ G4-6-3 1-2f		F SI 97 S CH 91 T CH 91 0-2 ③ K	4	0	1	0	0	1	3
Inning Stats	R: 0 E: 0 K: 0 S: 9 H: 0 LOB: 0 BB: 0 P: 14	R: 0 E: 0 K: 1 S: 7 H: 0 LOB: 0 BB: 0 P: 10	R: 0 E: 0 K: 0 S: 16 H: 2 LOB: 2 BB: 0 P: 24	R: 0 E: 0 K: 0 S: 7 H: 0 LOB: 0 BB: 0 P: 12	R: 0 E: 0 K: 1 S: 9 H: 0 LOB: 0 BB: 0 P: 13	R: 0 E: 0 K: 0 S: 11 H: 0 LOB: 2 BB: 2 P: 26	R: 2 E: 0 K: 1 S: 12 H: 2 LOB: 0 BB: 1 P: 22	R: 0 E: 0 K: 1 S: 7 H: 1 LOB: 0 BB: 0 P: 10	R: 1 E: 0 K: 1 S: 15 H: 3 LOB: 2 BB: 0 P: 16	1B: 7 2B: 0 3B: 0 HR: 1 SF: 0 SAC: 0 DP: 2 HBP: 0	WP: 0 PB: 0 SB: 0 CS: 0 PA: 36					

PITCHER	IP	WLS	BF	H	R	ER	SO	BB	IBB	HBP	BLK	WP	HR	S	P	ERA	WHIP
48 Colby Lewis, R (1, 1) ERA: 3.09	6.0	W	22	2	0	0	2	2	0	0	0	0	0	59	99	0.00	0.667
43 Tony Barnette, R (7, 1) ERA: 2.82	1.0	H	5	2	2	2	1	1	0	0	0	0	1	12	22	18.00	3.000
41 Jake Diekman, L (8, 1) ERA: 1.86	1.0		3	1	0	0	1	0	0	0	0	0	0	7	10	0.00	1.000
51 Matt Bush, R (9, 1) ERA: 1.8	0.1		4	3	1	1	0	0	0	0	0	0	0	8	9	27.00	9.000
47 Sam Dyson, R (9, 1) ERA: 2.1	0.2	S	2	0	0	0	1	0	0	0	0	0	0	7	7	0.00	0.000

PITCHER	IP	WLS	BF	H	R	ER	SO	BB	IBB	HBP	BLK	WP	HR	S	P	ERA	WHIP

BOTTOM

Texas Rangers @ Cleveland Indians

Progressive Field, Cleveland, OH

Tue May 31 2016, 6:11 PM - 9:02 PM EDT

Att. 10,428 - Partly Cloudy - 73 F

livebaseballscorecards.com

AB	33
R	3
H	8
RBI	3
BB	3
SO	5
LOB	15

Batter	1	2	3	4	5	6	7	8	9	10	11	AB	R	H	RBI	BB	SO	LOB
19 Jurickson Profar, S (1, 4) OBP: 0.357, SLG: 0.571	B SI 90 B FF 91 C FF 91 X CH 86 2-1 20 G4-3 84 SF7 2B		B FF 92 F FF 92 S FC 88 X SI 92 1-2 20 FC6 1-3 1B		B KC 76 B KC 74 C FF 92 F FF 92 F KC 77 T FC 88 2-2 K ③		B FF 93 C FF 93 X KC 75 1-1 G4-3 ③			B SI 90 X SI 88 1-0 F8 ①		5	1	2	0	0	1	0
20 Ian Desmond, R (1, 8) OBP: 0.341, SLG: 0.471	X CH 84 0-0 G4-3 ① 2-3		D KC 76 1 SAFE X SI 92 1-0 FC6 ② 1-2f 3-H			B FC 85 F FF 92 B KC 76 B SI 92 S SI 94 F FF 95 B FC 90 4-2 29 1B BB		S SL 79 B FC 92 F FC 92 F FC 91 F FC 93 F SL 81 S SL 81 1-3 K ①		C SI 90 S SI 90 B SI 91 S SI 91 1-3 K ②		4	0	0	1	1	2	2
84 Prince Fielder, L (1, 10) OBP: 0.257, SLG: 0.292	B FF 94 C FF 92 D KC 76 X SI 93 2-1 SF7 ② 3-H		1 SAFE 1 SAFE 1 SAFE B SI 92 F SI 92 X SI 92 1-1 F9 ③			C FF 94 X FC 88 0-1 P6 ①		X FC 93 0-0 G2-3 ②		C SI 90 B CH 82 F CH 83 F FF 91 B SL 82 B SI 91 F CH 82 X CH 84 3-2 G3-1 ③		4	0	0	1	0	0	2
29 Adrian Beltré, R (1, 5) OBP: 0.330, SLG: 0.473	B KC 75 C KC 74 F SI 93 B SI 94 F KC 76 X FF 95 2-2 G4-3 ③			C CH 86 B CH 86 B SI 91 B FC 87 C SI 91 B SI 92 4-2 30 FC6-4 BB		X SI 93 0-0 1-2 1B		X FC 92 0-0 30 FC4-6 1B			C CU 81 F SI 91 B CU 84 B CU 85 B SI 92 X SI 92 3-2 F8 ①	4	0	2	0	1	0	0
30 Nomar Mazara, L (1, 9) OBP: 0.344, SLG: 0.471		C FF 92 C KC 74 F SI 92 S KC 78 0-3 K ①		X FF 93 0-0 FC6-4 ① 1-2f		C FF 94 B CH 87 B FF 94 X FF 94 2-1 L7 ②		D FC 93 B FC 93 F FC 93 S SL 80 X FC 93 2-2 FC4-6 ③ 1-2f			B SI 92 C CU 82 X SI 92 1-1 1 1B 1B	5	0	1	0	0	1	4
18 Mitch Moreland, L (1, 3) OBP: 0.285, SLG: 0.373 2 Hanser Alberto, R (9, PR) OBP: 0.162, SLG: 0.162 (9, 3)		C CH 88 X CH 87 0-1 P5 ②		S FF 93 B KC 75 X FF 94 1-1 F8 ②		X FF 94 0-0 G3-1 ③			B FF 94 B FF 94 B FF 94 B FF 94 4-0 1 1B 36 FC6-4 BB		B CU 82 F SI 91 C CU 81 B SI 90 S CU 84 2-3 K ②	3 1	0 1	0 0	0 0	1 1	0 1	3 1
1 Elvis Andrus, R (1, 6) OBP: 0.340, SLG: 0.393		S FF 94 B KC 77 C KC 76 B FF 94 C SI 92 2-3 K ③		1 SAFE F CH 85 B CH 86 C SI 92 B KC 76 S FC 90 2-3 K ③			C FF 91 F FC 87 B KC 77 B KC 77 F SI 92 X FC 87 2-2 F9 ①			B KC 82 C FF 94 1 SAFE C KC 82 X FF 94 1-2 36 FC6-4 1-3 1B	B CU 83 X SI 92 1-0 1-2 1B	5	0	2	0	0	2	1
16 Ryan Rua, R (1, 7) OBP: 0.358, SLG: 0.453 36 Jared Hoying, L (9, PH) OBP: 0.313, SLG: 0.214 (9, 7)			B FF 92 B FC 84 B CH 91 C FF 91 X SI 90 3-1 G6-3 ①		F CH 84 B FC 86 B FC 87 C FF 92 B CH 86 C SI 93 3-3 K ①		X FC 88 0-0 HR		B KC 82 B FF 93 F FF 94 F FF 93 X KC 83 2-2 FC6-4 ① 6 G1-6-3 1-2f 3-H	F SI 90 X SL 78 0-1 P3 ③	3 2	1 0	1 0	1 1	0 0	1 3	0
6 Bobby Wilson, R (1, 2) OBP: 0.347, SLG: 0.406			S SI 91 B KC 75 B SI 92 F FF 93 B FC 88 B SI 92 4-2 19 1B 20 FC6 BB		B KC 74 B FF 93 X FF 92 2-0 L8 ②		C FC 85 S KC 76 F SI 93 S KC 79 0-3 K ②		1 SAFE S FF 93 F KC 82 F FF 93 X FF 93 0-2 G1-6-3 ②③ 1-2f		3	1	0	0	1	1	1
Inning Stats	R: 1 H: 1 E: 0 LOB: 0 K: 0 BB: 0 S: 9 P: 15	R: 0 H: 0 E: 0 LOB: 0 K: 2 BB: 0 S: 9 P: 11	R: 1 H: 1 E: 0 LOB: 1 K: 0 BB: 1 S: 10 P: 20	R: 0 H: 0 E: 0 LOB: 1 K: 1 BB: 1 S: 8 P: 15	R: 0 H: 0 E: 0 LOB: 0 K: 2 BB: 0 S: 8 P: 15	R: 0 H: 1 E: 0 LOB: 2 K: 0 BB: 1 S: 9 P: 15	R: 1 H: 1 E: 0 LOB: 0 K: 1 BB: 0 S: 11 P: 14	R: 0 H: 1 E: 0 LOB: 1 K: 1 BB: 0 S: 11 P: 14	R: 1 H: 1 E: 0 LOB: 1 K: 0 BB: 1 S: 10 P: 17	R: 0 H: 0 E: 0 LOB: 0 K: 1 BB: 0 S: 9 P: 14	R: 0 H: 2 E: 0 LOB: 2 K: 1 BB: 0 S: 11 P: 18	1B: 6 SF: 1 2B: 1 SAC: 0 3B: 0 DP: 1 HR: 1 HBP: 0						

PITCHER	IP	WLS	BF	H	R	ER	SO	BB	IBB	HBP	BLK	WP	HR	S	P	ERA	WHIP
47 Trevor Bauer, R (1, 1) ERA: 4.27	7.0		28	4	3	3	6	3	0	0	0	0	1	64	105	3.86	1.000
27 Bryan Shaw, R (8, 1) ERA: 4.91	1.0		4	1	0	0	1	0	0	0	0	0	0	11	14	0.00	1.000
37 Cody Allen, R (9, 1) ERA: 3.7	1.0	B	4	1	1	1	0	1	0	0	0	0	0	10	17	9.00	2.000
61 Dan Otero, R (10, 1) ERA: 0.82	1.0		3	0	0	0	1	0	0	0	0	0	0	9	14	0.00	0.000
53 Jeff Manship, R (11, 1) ERA: 2.93	0.2		4	2	0	0	1	0	0	0	0	0	0	9	16	0.00	3.000

PITCHER	IP	WLS	BF	H	R	ER	SO	BB	IBB	HBP	BLK	WP	HR	S	P	ERA	WHIP
33 Tom Gorzelanny, L (11, 1) ERA:	0.1	W	1	0	0	0	0	0	0	0	0	0	0	2	2	0.00	0.000

TOP

Texas Rangers @ Cleveland Indians

Progressive Field, Cleveland, OH

Wed Jun 01 2016, 6:12 PM - 9:41 PM EDT

Att. 10,524 - Partly Cloudy - 72 F

livebaseballscorecards.com

AB	39
R	4
H	8
RBI	4
BB	4
SO	9
LOB	17

WP: 0 PA: 44
PB: 0
SB: 0
CS: 0

Batter	1	2	3	4	5	6	7	8	9	10	11	AB	R	H	RBI	BB	SO	LOB
20 Rajai Davis, R (1, 8) (9, 7) OBP: 0.320, SLG: 0.404	C FF 91 X CH 83 0-1 F8		B CU 78 F FC 89 S CH 83 F FC 89 B CH 84 F CH 83 B FF 93 F CH 83 X CH 84 3-2 G6-3		C CU 79 X FC 89 0-1 22 2B 1B		B FF 92 X CH 83 1-0 12 BLK 1B		C FF 94 X CU 80 0-1 G5-3			5	1	2	0	0	0	0
22 Jason Kipnis, L (1, 4) OBP: 0.318, SLG: 0.424	B SI 91 B SI 92 B FF 92 C FF 91 B SI 92 4-1 26 HR BB		C CU 79 B SI 93 S CH 84 S CH 85 F SI 92 S CH 85 1-3 K		1 SAFE B SI 92 F FC 85 1 SAFE F SI 92 F CH 81 X CH 81 1-2 1-H 2B		1 SAFE F FC 89 1 SAFE B SI 91 X FC 89 1-1 L8		B CU 81 C CU 79 F FF 95 F CU 82 B CU 82 B FF 95 F FF 95 B CH 82 4-2 BB			3	1	1	1	2	1	1
12 Francisco Lindor, S (1, 6) OBP: 0.359, SLG: 0.403	C SI 91 D CH 84 B CH 84 X FF 92 2-1 L9			X FF 90 0-0 G4-3	X CH 86 0-0 G5-3		1 SAFE B SI 92 B SI 92 X SI 93 2-0 G6-3 1-2		B FF 94 1 SAFE X FF 93 1-0 G4-3			5	0	0	0	0	0	4
26 Mike Napoli, R (1, 10) OBP: 0.302, SLG: 0.486	S CU 79 X FC 89 0-1 1-H HR			C SI 91 C CH 84 B FF 92 B FF 91 T CH 84 2-2 K		B CH 84 F CH 84 C SI 92 S FF 93 1-3 K		B SL 86 B FF 94 S FF 94 X FF 95 2-1 P2		B CU 78 B CU 76 T FF 94 B FF 94 B FF 94 4-1 41 FC4-6 BB		4	1	1	2	1	2	0
41 Carlos Santana, S (1, 3) OBP: 0.339, SLG: 0.432	B SI 93 S CH 84 F CH 85 X CU 80 1-2 G1-3			B FF 92 S CH 82 B FC 89 B CH 84 C FF 92 D CH 85 4-2 11 BB BB		B SI 91 C CH 85 X CU 79 1-1 11 2B 1B		B CU 77 L CH 82 B CH 82 X FF 93 2-1 P5		1 SAFE B FF 93 F FF 92 C CH 82 B CU 80 F FF 94 1 SAFE X CH 81 2-2 FC4-6 1-2f		4	0	1	0	1	0	1
11 José Ramírez, S (1, 7) (9, 5) OBP: 0.391, SLG: 0.463		B SI 90 F FC 88 X FC 88 1-1 G3-1		B SI 92 B CH 83 B FF 92 B FF 92 4-0 1-2 BB		B FC 89 X FC 89 1-0 1-3 2B		C CU 77 X CH 84 0-1 4 1B 2B		1 SAFE B SI 85 S SI 85 B CH 64 C CH 68 F CH 68 B SI 87 1 SAFE X SI 85 3-2 L6		4	1	2	0	1	0	1
4 Juan Uribe, R (1, 5) OBP: 0.311, SLG: 0.346 1 Michael Martinez, S (8, PR) (9, 8) OBP: 0.269, SLG: 0.385		C CU 78 S CU 79 B FF 91 F CU 80 X SI 92 1-2 L8		B CH 84 S CU 78 F CH 84 X CU 79 1-2 F9	X CH 84 0-0 G5-3		B SL 86 B SL 86 C FF 96 X FF 95 2-1 2-H 1B		F SI 86 C CH 65 S CH 67 0-3 K		4 1	0 0	1 0	1 0	0 0	0 1	4 1
8 Lonnie Chisenhall, L (1, 9) OBP: 0.356, SLG: 0.426		C SI 92 B SI 92 F FC 90 B SI 94 B SI 92 F CH 86 X SI 93 3-2 G4-3		F SI 90 F CU 78 B CU 80 X CH 85 1-2 G3-1	D SI 92 B SI 92 S SI 92 X SI 92 2-1 G6-3		F FF 96 X CU 81 0-1 G3		F SI 86 X SI 86 0-1 10 1B 2B		5	1	1	0	0	0	3
38 Chris Gimenez, R (1, 2) OBP: 0.286, SLG: 0.438 10 Yan Gomes, R (9, 2) OBP: 0.215, SLG: 0.351			C FF 91 F CH 83 F FF 92 C CU 79 0-3 K		B CU 79 S CH 84 F CH 84 B FC 89 S 2-3 K	X CH 83 0-0 L7		F SL 84 F SL 85 T FF 95 0-2 K		L SI 85 X SI 87 0-1 2-H 1B		3 2	0 0	0 1	0 1	0 0	2 1	0 0
Inning Stats	R: 2 E: 0 K: 0 S: 10 H: 1 LOB: 0 BB: 1 P: 17	R: 0 E: 0 K: 0 S: 10 H: 0 LOB: 0 BB: 0 P: 15	R: 0 E: 0 K: 2 S: 14 H: 0 LOB: 0 BB: 0 P: 18	R: 0 E: 0 K: 1 S: 9 H: 0 LOB: 2 BB: 2 P: 20	R: 1 E: 0 K: 1 S: 13 H: 2 LOB: 1 BB: 0 P: 17	R: 0 E: 0 K: 1 S: 9 H: 2 LOB: 2 BB: 0 P: 14	R: 0 E: 0 K: 0 S: 5 H: 1 LOB: 1 BB: 0 P: 9	R: 1 E: 0 K: 0 S: 10 H: 2 LOB: 1 BB: 0 P: 16	R: 0 E: 0 K: 1 S: 10 H: 0 LOB: 1 BB: 1 P: 15	R: 0 E: 0 K: 1 S: 12 H: 0 LOB: 1 BB: 1 P: 21	R: 1 E: 0 K: 0 S: 4 H: 2 LOB: 1 BB: 0 P: 4	1B: 5 2B: 4 3B: 0 HR: 1	SF: 0 SAC: 0 DP: 0 HBP: 0	WP: 0 PB: 0 SB: 0 CS: 0	PA: 45			

PITCHER		IP	WLS	BF	H	R	ER	SO	BB	IBB	HBP	BLK	WP	HR	S	P	ERA	WHIP
35 Cole Hamels, L ERA: 3.39	(1, 1)	7.0		30	6	3	3	5	3	0	0	1	0	1	70	110	3.86	1.286
77 Luke Jackson, R ERA: 8.1	(8, 1)	2.1		11	2	1	1	1	2	0	0	0	0	0	25	42	3.86	1.714
58 Alex Claudio, L ERA: 4.3	(10, 1)	0.2	L	4	2	1	1	1	0	0	0	0	0	0	11	14	13.50	3.000

PITCHER	IP	WLS	BF	H	R	ER	SO	BB	IBB	HBP	BLK	WP	HR	S	P	ERA	WHIP

BOTTOM

Texas Rangers @ Cleveland Indians

Progressive Field, Cleveland, OH

Wed Jun 01 2016, 6:12 PM - 9:41 PM EDT

Att. 10,524 - Partly Cloudy - 72 F

livebaseballscorecards.com

AB	40
R	5
H	10
RBI	5
BB	5
SO	7
LOB	15

Kansas City Royals @ Cleveland Indians

Progressive Field, Cleveland, OH

Thu Jun 02 2016, 7:10 PM - 10:04 PM EDT

Att. 11,131 - Partly Cloudy - 73 F

livebaseballscorecards.com

TOP

Batter	1	2	3	4	5	6	7	8	9	AB	R	H	RBI	BB	SO	LOB
2 Alcides Escobar, R (1, 6) OBP: 0.289, SLG: 0.309	B FF 95 X FF 96 1-0 ① F9		B FF 94 S SL 87 B SI 92 X SL 87 2-1 ① L8		C SL 86 B SI 92 C CU 82 B FF 93 F CU 81 X SL 86 2-2 ① G4-3		F FF 94 S FC 87 X FF 95 0-2 ① F9		C FF 95 B FC 94 F CU 86 F FF 96 F CU 86 X SI 95 1-2 ② G6-3	5	0	0	0	0	0	0
6 Lorenzo Cain, R (1, 8) OBP: 0.356, SLG: 0.460	B FF 95 X CH 90 1-0 35 E 35 1B 1B		B CU 83 B SI 94 B SI 94 C FF 94 C SL 87 F SL 88 F FF 95 S CU 84 3-3 ② K		B FF 94 C CU 81 X SI 93 1-1 25 FC4-6 35 BB 1B		C CU 81 C FC 87 F FC 88 S FF 94 0-3 ② K		C SI 96 B FC 93 X CU 84 1-1 ③ F7	5	0	2	0	0	2	0
35 Eric Hosmer, L (1, 3) OBP: 0.380, SLG: 0.547	X FF 96 0-0 E7 25 G6-3 1-3 1B		B CU 83 C FF 92 X FF 94 1-1 ③ G6-3		1 SAFE D CU 81 B FF 91 B FF 92 F CH 89 F FF 93 B CU 82 4-2 25 FC4-6 1-2 BB		B CU 83 S FF 95 B FF 95 F CU 83 B FF 95 B FF 94 4-2 25 FC5-6 BB			2	0	1	0	2	0	0
25 Kendrys Morales, S (1, 10) OBP: 0.266, SLG: 0.328	B SI 94 C CH 90 X CH 90 1-1 ② ③ G6-3 1-2f			C CU 82 B FF 93 X CH 89 1-1 ① G3-1	B CH 88 S FF 92 1 SAFE F CH 88 B CU 82 X CU 82 2-2 ② FC4-6 1-2f 2-3		X FF 94 0-0 ③ FC5-6 1-2f			4	0	0	0	0	0	5
14 Omar Infante, R (1, 4) OBP: 0.279, SLG: 0.321		S SL 87 B CU 86 B FF 95 B SL 88 S FF 93 X FF 96 3-2 ① G6-3		C CU 83 S SL 88 X SL 87 0-2 ② F8	X SI 92 0-0 ③ G5-3			B FC 88 B FF 94 C FF 94 B FF 94 S FF 94 X FF 94 3-2 ① F8		4	0	0	0	0	0	2
34 Rey Fuentes, L (1, 9) OBP: 0.346, SLG: 0.320 16 Paulo Orlando, R (9, 9) OBP: 0.382, SLG: 0.474		X FF 95 0-0 1 CS 1B		X FF 94 0-0 19 1B 1 1B 1B		C CH 89 B CH 88 S FF 97 S SL 87 1-3 ① K2-3		C FF 94 C CU 84 X CU 81 0-2 19 1B 1B		4 1 0 0	1 0	3 0	0 0	0 0	1 0	0 0
19 Cheslor Cuthbert, R (1, 5) OBP: 0.294, SLG: 0.386		C FF 93 F SL 87 C CU 84 0-3 ② K		B FF 94 F SL 88 X FF 93 1-1 1 1B 1-2 1B	B SL 85 C SL 85 X FF 96 1-1 HR			B FF 94 B FC 88 X FF 95 2-0 1 G5-6-3 1-2 1B		4	1	3	1	0	1	1
1 Jarrod Dyson, L (1, 7) OBP: 0.339, SLG: 0.347		B FF 93 1-0 ③ CS 1-2	B CH 89 X 1-0 9 HR 1B	B CH 90 B FF 94 B SI 93 C FF 93 F SI 93 F FF 94 X FF 94 3-2 1-2 2-H 1B		M CH 90 F SL 84 B FF 97 F SL 86 B CH 90 X FF 96 2-2 ② G4-3		X FC 93 0-0 ② ③ G5-6-3 1-2f		4	1	2	1	0	0	2
9 Drew Butera, R (1, 2) OBP: 0.375, SLG: 0.528			C SL 86 X FF 92 0-1 1-H HR	S CH 88 X CH 88 0-1 ③ F7		F FF 96 F FF 96 B SL 84 C SL 84 1-3 ③ K			X SI 95 0-0 ① G6-3	4	1	1	2	0	1	2

	AB	36
	R	4
	H	12
	RBI	4
	BB	2
	SO	5
	LOB	12

Inning Stats	1	2	3	4	5	6	7	8	9
	R: 0 E: 1 K: 0 S: 5	R: 0 E: 0 K: 1 S: 7	R: 2 E: 0 K: 1 S: 12	R: 1 E: 0 K: 0 S: 14	R: 0 E: 0 K: 0 S: 12	R: 1 E: 0 K: 2 S: 12	R: 0 E: 0 K: 1 S: 10	R: 0 E: 0 K: 0 S: 8	R: 0 E: 0 K: 0 S: 8
	H: 2 LOB: 1 BB: 0 P: 8	H: 1 LOB: 0 BB: 0 P: 11	H: 2 LOB: 0 BB: 0 P: 19	H: 3 LOB: 2 BB: 0 P: 19	H: 1 LOB: 2 BB: 1 P: 21	H: 1 LOB: 0 BB: 0 P: 17	H: 0 LOB: 1 BB: 1 P: 14	H: 2 LOB: 1 BB: 0 P: 13	H: 0 LOB: 0 BB: 0 P: 10

1B: 10	SF: 0	WP: 0	PA: 39
2B: 0	SAC: 0	PB: 0	
3B: 0	DP: 2	SB: 0	
HR: 2	HBP: 0	CS: 1	

PITCHER		IP	WLS	BF	H	R	ER	SO	BB	IBB	HBP	BLK	WP	HR	S	P	ERA	WHIP
59 Carlos Carrasco, R ERA: 3.0	(1, 1)	5.0		23	9	3	3	2	1	0	0	0	0	1	50	78	5.40	2.000
49 Austin Adams, R ERA: 2.7	(6, 1)	1.0		4	1	1	1	2	0	0	0	0	0	1	12	17	9.00	1.000
34 Zach McAllister, R ERA: 3.79	(7, 1)	1.1		7	2	0	0	1	1	0	0	0	0	0	17	26	0.00	2.250
48 Tommy Hunter, R ERA: 3.75	(8, 1)	1.2	W	4	0	0	0	0	0	0	0	0	0	0	9	11	0.00	0.000

PITCHER	IP	WLS	BF	H	R	ER	SO	BB	IBB	HBP	BLK	WP	HR	S	P	ERA	WHIP

Kansas City Royals @ Cleveland Indians

Progressive Field, Cleveland, OH

Thu Jun 02 2016, 7:10 PM - 10:04 PM EDT

Att. 11,131 - Partly Cloudy - 73 F

livebaseballscorecards.com

BOTTOM

Batter	1	2	3	4	5	6	7	8	9	AB	R	H	RBI	BB	SO	LOB
41 Carlos Santana, S (1, 10) OBP: 0.336, SLG: 0.426	B FF 94 X FF 94 1-0 ① P2	C CU 82 B FF 97 B FF 96 C FF 96 X CU 84 2-2 ③ G1-3		B FC 92 C CH 81 X SI 94 1-1 ③ F9			B FF 94 X FF 94 1-0 ① F9 1-2		C CU 68 B FF 92 F FC 92 B CH 85 F FF 93 B CU 72 X FF 92 3-2 E9 22 SH5-4 12 3B 1B	5	0	1	0	0	0	4
1 Michael Martinez, S (9, PR) OBP: 0.269, SLG: 0.385										0	1	0	0	0	0	0
22 Jason Kipnis, L (1, 4) OBP: 0.317, SLG: 0.420	C FF 96 X FF 97 0-1 ② F7		C FF 94 B FF 96 C CU 80 X CU 83 1-2 ① G6-3		B CU 73 B FF 94 B SI 93 C FC 91 X SI 92 3-1 12 FC1-4 1B		C FC 90 B FF 94 F FF 94 X KC 79 1-2 ② F8		C FC 90 X FF 91 0-1 ① SH5-4 2-3	4	0	1	0	0	0	1
12 Francisco Lindor, S (1, 6) OBP: 0.360, SLG: 0.413	B FF 98 B FF 97 C FF 97 F CU 82 B FF 98 X FF 98 3-2 ③ L8		C FF 96 B FF 97 F FF 96 B CU 83 X CH 85 2-2 E3 11 1B 1B		C SI 94 B SI 95 1 SAFE X FC 92 1-1 ① FC1-4 1-2f		C FF 94 C FF 95 X FF 95 0-2 ③ P2		X FF 92 0-0 26 SF7 3-H 3B	5	2	2	1	0	0	2
26 Mike Napoli, R (1, 3) OBP: 0.304, SLG: 0.487		C FF 97 B FF 98 F FF 98 X CH 87 1-2 11 1B 8 1B 1B	F FF 97 C FF 98 F FF 98 B CU 84 B FF 98 F FF 96 B SI 96 S SI 96 3-3 ② K		X FF 95 0-0 ② P5			B FF 96 B FF 97 C FF 95 X FF 95 2-1 E6 10 FC6-4 72 1B 1B	S SL 83 S FF 93 X FF 93 0-2 ② SF7 3-H	4	2	2	1	0	1	2
11 José Ramírez, S (1, 5) OBP: 0.393, SLG: 0.464		F FF 97 B FF 97 F FF 96 X CU 83 1-2 8 1B 1-2 1B	D CU 81 B FF 96 X FF 95 2-0 8 BB 2-H 1B		1 SAFE 1 SAFE X SI 94 0-0 ③ L8			S FF 96 F CH 88 B FF 97 S FF 96 1-3 ① K		4	0	2	1	0	1	2
8 Lonnie Chisenhall, L (1, 9) OBP: 0.370, SLG: 0.427		B FF 97 S CH 84 B FF 97 X FF 97 2-1 1-3 2-H 1B	1 SAFE B CH 84 1 SAFE B FF 94 F SI 93 F SI 94 B CU 82 F FF 93 F SI 94 4-2 F FF 85 B CU 81 1-2 10 FC6-4 BB			X FF 94 0-0 ① F8		B CH 88 B CH 88 B FF 96 B FF 95 4-0 10 FC6-4 BB	2	0	1	1	2	0	0
10 Yan Gomes, R (1, 2) OBP: 0.210, SLG: 0.342	F FF 98 S SI 96 C CU 85 0-3 ① K		B CU 79 F SI 96 X SI 96 1-1 ③ FC6-4 1-2f			C FF 94 X FF 96 0-1 ② F9		C SL 82 X FF 97 0-1 ② FC6-4 72 1B 1-2f 2-3	4	0	0	0	0	1	6
72 Tyler Naquin, L (1, 8) OBP: 0.333, SLG: 0.403	C FF 96 B FF 97 F CU 84 X CU 85 1-2 ② L7			B CH 89 F FC 92 B FC 92 B FC 91 C FF 92 F FC 92 X FC 92 3-2 ① F8		B FF 95 C FF 94 S CU 80 C CU 82 1-3 ③ K		B FF 97 F FF 97 X CH 89 1-1 1-2 3-H 1B	4	0	1	1	0	1	2
20 Rajai Davis, R (1, 7) OBP: 0.324, SLG: 0.402		B FF 98 B FF 98 D FF 96 B FF 96 4-0 BB		X FC 92 0-0 ② F8			X SI 93 0-0 41 S 1B	C FF 97 S SL 86 F FF 96 S SL 82 0-3 ③ K	3	0	1	0	1	1	2
Inning Stats	R: 0 E: 0 K: 0 S: 6 H: 0 LOB: 0 BB: 0 P: 10	R: 1 E: 0 K: 1 S: 17 H: 3 LOB: 3 BB: 1 P: 28	R: 1 E: 1 K: 1 S: 19 H: 2 LOB: 2 BB: 1 P: 32	R: 0 E: 0 K: 0 S: 7 H: 0 LOB: 0 BB: 0 P: 11	R: 0 E: 0 K: 0 S: 6 H: 1 LOB: 1 BB: 0 P: 10	R: 0 E: 0 K: 1 S: 6 H: 0 LOB: 0 BB: 0 P: 7	R: 0 E: 0 K: 0 S: 8 H: 1 LOB: 1 BB: 0 P: 10	R: 1 E: 1 K: 2 S: 13 H: 2 LOB: 2 BB: 1 P: 21	R: 2 E: 1 K: 0 S: 10 H: 2 LOB: 1 BB: 0 P: 13	1B: 10 2B: 0 3B: 1 HR: 0 SF: 1 SAC: 1 DP: 0 HBP: 0						

	AB	35
	R	5
	H	11
	RBI	5
	BB	3
	SO	5
	LOB	21

PITCHER		IP	WLS	BF	H	R	ER	SO	BB	IBB	HBP	BLK	WP	HR	S	P	ERA	WHIP
30 Yordano Ventura, R ERA: 4.82	(1, 1)	6.0		27	7	2	1	3	2	0	0	0	0	0	62	99	1.50	1.500
44 Luke Hochevar, R ERA: 2.82	(7, 1)	1.0	H	3	0	0	0	0	0	0	0	0	0	0	7	9	0.00	0.000
40 Kelvin Herrera, R ERA: 1.33	(8, 1)	1.0	H	6	2	1	1	2	1	0	0	0	0	0	13	21	9.00	3.000
48 Joakim Soria, R ERA: 3.81	(9, 1)	0.2	L	4	2	2	2	0	0	0	0	0	0	0	10	13	27.00	3.000

PITCHER	IP	WLS	BF	H	R	ER	SO	BB	IBB	HBP	BLK	WP	HR	S	P	ERA	WHIP

Batter	1	2	3	4	5	6	7	8	9	AB	R	H	RBI	BB	SO	LOB
2 Alcides Escobar, R (1, 6) OBP: 0.289, SLG: 0.308	X FF 93 0-0 ① G5-3		S FF 95 C FF 96 B CH 87 F CH 88 T FF 97 1-2 ① K			B CU 79 F FF 94 X FF 94 1-1 15 FC6-4 1B		B FF 94 S FF 93 C FF 95 F CH 86 F FF 95 S CH 87 1-3 ① K		4	0	1	0	0	2	0
15 Whit Merrifield, R (1, 4) OBP: 0.352, SLG: 0.453	B FF 93 B FF 94 C FF 94 B FF 95 B FF 95 4-1 6 FC3-6 BB		X FF 94 0-0 ② F7			F FF 94 B SL 83 F FF 94 X CH 86 1-2 ① FC6-4 35 BB 1-2f		B SL 84 B SL 84 C FF 94 B FF 96 C FF 95 F CH 86 F FF 96 S FF 96 3-3 ② K		3	0	0	0	1	1	1
6 Lorenzo Cain, R (1, 8) OBP: 0.350, SLG: 0.451	1 SAFE C SL 84 B FF 94 C X CH 86 1-2 ② FC3-6 35 WP 1-2f		S CH 86 B FF 97 X SL 86 1-1 ③ F9			B FF 94 X CH 86 1-0 ② L7		B SL 87 B FF 97 C FF 96 S FF 97 X CH 88 2-2 ③ G6-3		4	0	0	0	0	0	2
35 Eric Hosmer, L (1, 3) OBP: 0.382, SLG: 0.541	B I IN 74 I IN 69 I IN 69 4-0 1-2 IBB			C FF 94 F CH 86 B FF 94 B SI 95 X CH 88 2-2 ① G5-3		B FF 96 B FF 94 B CH 86 C FF 93 B FF 96 4-1 25 FC6-4 1-2 BB			C SL 82 B FC 92 B FC 94 X FC 94 2-1 ① G4-3	2	0	0	0	2	0	0
25 Kendrys Morales, S (1, 10) OBP: 0.261, SLG: 0.321	C CH 85 F FF 94 S FF 96 0-3 ③ K			C SL 83 X SI 95 0-1 ② F7		X CH 86 0-0 ③ FC6-4 1-2f			C FC 94 B SL 82 B FC 94 X FC 94 2-1 ② G6-3	4	0	0	0	0	1	4
16 Paulo Orlando, R (1, 9) OBP: 0.368, SLG: 0.455		B FF 94 C FF 92 B SL 83 S FF 94 S CH 86 2-3 ① K		B FF 96 T FF 96 F FF 96 S FF 98 1-3 ③ K			C SL 84 B CH 86 S SL 86 S CH 87 1-3 ① K		C FC 95 F FC 94 F SL 83 B FC 95 X SL 83 1-2 ③ G3-1	4	0	0	0	0	3	0
19 Cheslor Cuthbert, R (1, 5) OBP: 0.307, SLG: 0.388		B FF 96 C FF 94 B SL 81 B FF 96 B FF 95 4-1 1 G6-3 BB			C FF 94 B FF 94 C SL 81 F FF 96 S CH 87 1-3 ① K		C SL 81 X FF 94 0-1 ② 1B			2	0	1	0	1	1	0
1 Jarrod Dyson, L (1, 7) OBP: 0.339, SLG: 0.340		C FF 95 X SL 81 0-1 ②③ G6-3 1-2f			F FF 96 F FF 95 B FF 96 X CH 87 1-2 ② G4-3		B FF 96 B FF 96 B FF 95 C FF 95 B FF 95 4-1 BB			2	0	0	0	1	0	1
9 Drew Butera, R (1, 2) OBP: 0.372, SLG: 0.590			C FF 95 X SL 84 0-1 HR		B FF 96 B FF 97 F FF 96 B FF 96 X FF 96 3-1 ③ F9		C FF 94 S FF 96 S CH 86 0-3 ③ K			3	1	1	1	0	1	1
Inning Stats	R: 0 E: 0 K: 1 S: 8 H: 0 LOB: 2 BB: 2 P: 17	R: 0 E: 0 K: 1 S: 6 H: 0 LOB: 0 BB: 1 P: 12	R: 1 E: 0 K: 1 S: 9 H: 1 LOB: 0 BB: 0 P: 11	R: 0 E: 0 K: 1 S: 8 H: 0 LOB: 0 BB: 0 P: 11	R: 0 E: 0 K: 1 S: 9 H: 0 LOB: 0 BB: 0 P: 14	R: 0 E: 0 K: 0 S: 8 H: 1 LOB: 2 BB: 1 P: 15	R: 0 E: 0 K: 2 S: 9 H: 1 LOB: 1 BB: 1 P: 14	R: 0 E: 0 K: 2 S: 13 H: 0 LOB: 0 BB: 0 P: 19	R: 0 E: 0 K: 0 S: 8 H: 0 LOB: 0 BB: 0 P: 13	1B: 2 2B: 0 3B: 0 HR: 1	SF: 0 SAC: 0 DP: 1 HBP: 0	WP: 1 PB: 0 SB: 0 CS: 0	PA: 33			

PITCHER		IP	WLS	BF	H	R	ER	SO	BB	IBB	HBP	BLK	WP	HR	S	P	ERA	WHIP
31 Danny Salazar, R ERA: 2.24	(1, 1)	8.0	W	30	3	1	1	9	4	1	0	0	1	1	70	113	1.12	0.875
27 Bryan Shaw, R ERA: 4.7	(9, 1)	1.0		3	0	0	0	0	0	0	0	0	0	0	8	13	0.00	0.000

PITCHER	IP	WLS	BF	H	R	ER	SO	BB	IBB	HBP	BLK	WP	HR	S	P	ERA	WHIP

TOP

Kansas City Royals @ Cleveland Indians

Progressive Field, Cleveland, OH

Fri Jun 03 2016, 7:11 PM - 9:37 PM EDT

Att. 24,753 - Partly Cloudy - 73 F

livebaseballscorecards.com

AB	28
R	1
H	3
RBI	1
BB	5
SO	9
LOB	9

BOTTOM

Kansas City Royals @ Cleveland Indians

Progressive Field, Cleveland, OH

Fri Jun 03 2016, 7:11 PM - 9:37 PM EDT

Att. 24,753 - Partly Cloudy - 73 F

livebaseballscorecards.com

Batter	1	2	3	4	5	6	7	8	9	AB	R	H	RBI	BB	SO	LOB
41 Carlos Santana, S (1, 3) OBP: 0.335, SLG: 0.420	B SI 93 B KC 78 B FF 93 C SI 92 B SI 93 4-1 22 BB BB		C CH 82 B KC 80 B FF 94 X CH 82 2-1 ① G3-1	C CH 81 X SI 94 0-1 ② L8			B FF 94 B KC 77 F SI 92 B FF 91 X SI 93 3-1 ① L3			3	0	0	0	1	0	1
22 Jason Kipnis, L (1, 4) OBP: 0.325, SLG: 0.429	C SI 93 S FF 93 F SI 93 F KC 81 B FF 95 B KC 79 B KC 80 1 SAFE B SI 94 4-2 1-2 BB		B SI 93 F KC 81 X KC 81 1-1 12 WP 12 1B 2B	1 SAFE B KC 79 X SI 94 1-0 ③ F7			B SI 92 X SI 92 1-0 12 G3-6-3 1B			3	1	2	0	1	0	1
12 Francisco Lindor, S (1, 6) OBP: 0.358, SLG: 0.410	C KC 80 F FF 95 B KC 81 F FF 93 B FF 94 F SI 95 S KC 81 2-3 ① K		B CH 84 F KC 80 D KC 81 X SI 94 2-1 26 2B 2-H 1B		C SI 92 X CH 82 0-1 ① G4-3		X SI 90 0-0 ② G3-6-3 ③ 1-2f			4	1	1	1	0	1	3
26 Mike Napoli, R (1, 10) OBP: 0.308, SLG: 0.489	F FF 94 B FF 94 C SI 95 T KC 80 1-2 ② K		C FF 94 X KC 81 0-1 11 1B 8 WP 1-H 2B		B KC 81 B FF 93 F SI 93 B CH 83 S FF 93 B FF 92 4-2 11 G4-6-3 BB			C SI 90 B SI 91 X SI 91 1-1 ① L7		3	1	1	1	1	1	2
11 José Ramírez, S (1, 7) OBP: 0.395, SLG: 0.471	B KC 79 B FF 95 B SI 94 X FF 94 3-0 ③ L3		C CH 84 B KC 81 X CH 82 1-1 8 WP 2-3 1B		F FF 93 C SI 93 X KC 79 0-2 ② ③ G4-6-3 1-2f			B SI 92 X CU 76 1-0 8 S 8 E 2B		4	1	2	0	0	0	3
8 Lonnie Chisenhall, L (1, 9) OBP: 0.357, SLG: 0.410		B SI 92 B SI 93 X SI 93 2-0 ① L8	B FF 95 B SI 94 F SI 94 T SI 95 F KC 81 B KC 82 S CH 84 3-3 ② K 1-2 3-H			F KC 80 C FF 93 F FF 92 S KC 80 0-3 ① K		B SI 92 B FF 91 X SI 90 2-0 ② G4-3 2-H		4	0	0	0	0	2	1
4 Juan Uribe, R (1, 5) OBP: 0.303, SLG: 0.336		S KC 80 S KC 80 S CH 85 0-3 ② K	X SI 93 0-0 ③ G4-3			C KC 80 F CH 84 B KC 82 B SI 92 X KC 80 2-2 G5-3		F FF 92 X SI 92 0-1 ③ G6-3		4	0	0	0	0	1	1
10 Yan Gomes, R (1, 2) OBP: 0.212, SLG: 0.361		B FF 94 X SI 94 1-0 HR	S FF 93 F CH 83 B KC 81 X CH 84 1-2 ① G5-3			S CH 83 S CH 84 B CH 85 X CH 84 1-2 ③ F8				3	1	1	1	0	0	0
72 Tyler Naquin, L (1, 8) OBP: 0.347, SLG: 0.449		B SI 94 B KC 80 X SI 92 2-0 ③ F7	C CH 83 B FF 93 C KC 79 B KC 82 F CH 85 F FF 93 B SI 93 B KC 79 4-2 BB				B CH 82 B FF 91 S SI 92 B SI 92 X SI 91 3-1 HR			2	1	1	1	1	0	0

| | | | |

Batter	1	2	3	4	5	6	7	8	9	AB	R	H	RBI	BB	SO	LOB
2 Alcides Escobar, R (1, 6) OBP: 0.285, SLG: 0.304	C CU 75 C FC 88 F CU 77 B FF 90 F FF 90 F FC 86 S FF 90 1-3 K		L FF 86 1 SAFE X FC 84 0-1 SH1-3 1-2		L FF 88 X FF 88 0-1 P6		B SI 90 C SI 90 X SI 91 1-1 G5-3 1-2 2-3			3	0	0	0	0	1	2
15 Whit Merrifield, R (1, 4) OBP: 0.345, SLG: 0.439	X FC 88 0-0 6 S 1B		B FC 85 B FF 88 X FC 86 2-0 L8			B FF 86 C CU 75 B CU 74 F FC 84 F FC 84 F FF 88 X FC 85 2-2 G4-3	C CU 83 X CU 83 0-1 L6			4	0	1	0	0	0	3
6 Lorenzo Cain, R (1, 8) OBP: 0.348, SLG: 0.445	B FF 89 F FC 86 F FC 86 X CU 76 1-2 F7 1-2		B FF 88 F FC 85 C FC 88 F FF 88 B FC 86 X FC 86 2-2 F9			F FC 85 B FC 87 B FC 85 F FF 87 B FC 85 B FF 87 4-2 BB		C CU 81 B FF 89 X SI 90 1-1 G4-3		3	0	0	0	1	0	2
35 Eric Hosmer, L (1, 3) OBP: 0.376, SLG: 0.531	F FF 89 C CU 76 B FF 89 F FF 89 X CU 76 1-2 F7			B FF 87 F FC 86 F FF 88 F FF 88 B FC 86 X FC 86 2-2 G4-3		1 SAFE B FF 87 X FC 84 1-0 P5		B CU 80 B CU 78 F SI 91 X SI 90 2-1 G4-3		4	0	0	0	0	0	2
13 Salvador Perez, R (1, 2) OBP: 0.317, SLG: 0.500 7 Tony Cruz, R (8, 2)		B CU 75 X FC 85 1-0 1B		B FF 89 F FF 88 X FF 88 1-1 2B		F FC 85 S FC 85 B FF 88 S CU 76 1-3 K		B CU 84 B CU 83 C SI 90 B SI 91 X SI 90 3-1 F8		4 0	0 0	2 0	0 0	0 0	1 0	1 0
25 Kendrys Morales, S (1, 10) OBP: 0.261, SLG: 0.325		F FF 87 F FF 88 S CU 77 0-3 K		B FF 87 B FF 86 C FF 87 X CH 83 2-1 G4-3			C CH 81 C FC 84 X FC 86 0-2 16 1B 34 1B 2B		C CH 83 X CH 82 0-1 G6-5-3	4	1	1	0	0	1	2
19 Cheslor Cuthbert, R (1, 5) OBP: 0.293, SLG: 0.371		C FC 85 F FF 89 C FF 87 0-3 K		X FC 86 0-0 P4			C FC 83 B FC 84 S FF 86 X FF 86 1-2 F8		C FF 90 F FF 89 S SL 82 0-3 K	4	0	0	0	0	2	3
16 Paulo Orlando, R (1, 9) OBP: 0.364, SLG: 0.448		B FF 88 F FC 85 B FF 88 F FC 85 D CU 77 X FC 85 3-2 G4-3			F FC 85 F FF 88 B FF 87 X FF 88 1-2 F8		F FC 84 B FC 86 X FC 83 1-1 2 G5-3 34 1B 2-3 1B		C FF 90 S SL 83 S FF 90 0-3 K	4	0	1	0	0	1	1
34 Rey Fuentes, L (1, 7) OBP: 0.379, SLG: 0.357			B CU 74 C CH 83 B FC 85 X CH 83 2-1 2 SH1-3 1B		B CH 84 X FC 86 1-0 G4-3		1 SAFE 1 SAFE F FC 84 B FC 85 X FC 84 1-1 2 G5-3 1-2 3-H 1B			3	0	2	1	0	0	0
Inning Stats	R: 0 E: 0 K: 1 S: 14 H: 1 LOB: 1 BB: 0 P: 17	R: 0 E: 0 K: 2 S: 10 H: 1 LOB: 1 BB: 0 P: 14	R: 0 E: 0 K: 0 S: 9 H: 1 LOB: 1 BB: 0 P: 15	R: 0 E: 0 K: 0 S: 9 H: 1 LOB: 1 BB: 0 P: 14	R: 0 E: 0 K: 0 S: 6 H: 0 LOB: 0 BB: 0 P: 8	R: 0 E: 0 K: 1 S: 11 H: 0 LOB: 1 BB: 1 P: 19	R: 1 E: 0 K: 0 S: 14 H: 3 LOB: 2 BB: 0 P: 18	R: 0 E: 0 K: 0 S: 6 H: 0 LOB: 0 BB: 0 P: 12	R: 0 E: 0 K: 2 S: 8 H: 0 LOB: 0 BB: 0 P: 8	1B: 5 2B: 2 3B: 0 HR: 0 SF: 0 SAC: 1 DP: 0 HBP: 0						

PITCHER		IP	WLS	BF	H	R	ER	SO	BB	IBB	HBP	BLK	WP	HR	S	P	ERA	WHIP
43 Josh Tomlin, R ERA: 3.54	(1, 1)	6.1	W	27	7	1	1	4	1	0	0	0	0	0	69	100	1.42	1.263
53 Jeff Manship, R ERA: 2.65	(7, 1)	1.2	H	5	0	0	0	0	0	0	0	0	0	0	10	17	0.00	0.000
61 Dan Otero, R ERA: 0.78	(9, 1)	1.0		3	0	0	0	2	0	0	0	0	0	0	8	8	0.00	0.000

PITCHER	IP	WLS	BF	H	R	ER	SO	BB	IBB	HBP	BLK	WP	HR	S	P	ERA	WHIP

TOP

Kansas City Royals @ Cleveland Indians

Progressive Field, Cleveland, OH

Sat Jun 04 2016, 7:49 PM - 10:35 PM EDT

Att. 23,258 - Overcast - 72 F

livebaseballscorecards.com

AB	33
R	1
H	7
RBI	1
BB	1
SO	6
LOB	16

BOTTOM

Kansas City Royals @ Cleveland Indians

Progressive Field, Cleveland, OH

Sat Jun 04 2016, 7:49 PM - 10:35 PM EDT

Att. 23,258 - Overcast - 72 F

livebaseballscorecards.com

Batter	1	2	3	4	5	6	7	8	9	AB	R	H	RBI	BB	SO	LOB
41 Carlos Santana, S (1, 3) OBP: 0.328, SLG: 0.409	B FF 90 F FF 89 F FF 90 X CH 82 1-2 ① L8	F FF 89 X FF 90 0-1 ③ F9			B KC 77 C FF 91 C KC 77 S KC 78 1-3 ② K		F SI 90 X SI 90 0-1 ① G4-3	B CH 84 B SI 88 X SI 89 2-0 ②③ G4-6-3 1-2f		5	0	0	0	0	1	4
22 Jason Kipnis, L (1, 4) OBP: 0.323, SLG: 0.425	C FF 90 S FF 90 T FF 91 0-2 ② K	C KC 75 X FF 89 0-1 ① F7			B CH 84 B KC 76 B FF 91 C FF 90 T FF 92 X FF 92 3-2 ③ L8		B SI 89 B SI 90 X SI 88 2-0 12 HR 1B			4	1	1	0	0	1	0
12 Francisco Lindor, S (1, 6) OBP: 0.364, SLG: 0.439	C FF 91 S SL 86 X FF 90 0-2 2B	C KC 76 B KC 76 X SL 85 1-1 2B				C FF 90 B CH 83 C FF 90 S FF 92 1-3 ① K	C SI 90 X SL 82 0-1 1-H HR			4	1	3	2	0	1	0
26 Mike Napoli, R (1, 10) OBP: 0.312, SLG: 0.503	B FF 91 B FF 91 C CH 83 F CH 82 C FF 91 2-3 ③ K	C CH 83 C FF 91 F FF 91 S FF 91 0-3 ② K				X KC 76 0-0 HR	C SI 91 B SI 90 B SI 90 B SI 89 F SI 89 B SI 91 4-2 11 FC5-4 BB			3	1	1	1	1	2	2
11 José Ramírez, S (1, 5) OBP: 0.387, SLG: 0.460		X FF 90 0-0 ① P6	C KC 75 X KC 76 0-1 ③ G6-3			C FF 91 B FF 91 B CH 84 B FF 91 T FF 90 X FF 92 3-2 ② P3	S SL 82 F SI 91 D SL 82 B SI 89 F SL 82 F SI 90 F SI 90 B SI 90 F SL 82 3-2 ② FC5-4 1-2f			4	0	0	0	0	0	2
8 Lonnie Chisenhall, L (1, 9) OBP: 0.362, SLG: 0.423		B FF 90 X FF 90 1-0 72 BB 20 1B 38 SF8 1B		B KC 75 F FF 91 C FF 91 F KC 76 X FF 91 1-2 ① L7		F KC 77 X CH 84 0-1 20 1B 2B	B SI 90 X SI 88 1-0 ③ F8			4	2	2	0	0	0	1
20 Rajai Davis, R (1, 7) OBP: 0.333, SLG: 0.411		C FF 90 B FF 90 B FF 90 X CH 82 2-1 72 BB 1-2 1B		X KC 76 0-0 ② F8		C FF 91 S FF 91 F FF 90 F CH 83 B FF 91 X FF 92 1-2 72 HR 2-H 1B		F SI 88 B SL 77 X SI 89 1-1 72 1B 1B		4	1	3	1	0	0	0
72 Tyler Naquin, L (1, 8) OBP: 0.368, SLG: 0.500		B FF 89 C KC 75 B FF 90 F KC 76 B FF 90 B FF 92 4-2 1-2 2-3 BB		C FF 91 S FF 91 B KC 79 B FF 92 S FF 92 3-3 ③ K		1 SAFE B FF 89 S CH 82 1 SAFE X CH 82 1-1 1-H HR		C SL 84 B SI 86 B CH 85 X SI 86 2-1 41 G4-6-3 1-2 1B		3	1	2	2	1	1	0
38 Chris Gimenez, R (1, 2) OBP: 0.256, SLG: 0.400		B FF 91 B CH 84 X FF 92 2-0 ② SF8 3-H			B FF 90 C FF 90 S KC 76 F KC 76 F FF 92 B KC 77 X FF 92 2-2 ① L9	X FF 90 0-0 ③ L8		B SI 89 C SI 89 S SI 88 B SL 77 B SL 78 F SI 89 F SI 89 S SI 89 3-3 ① K		3	0	0	1	0	1	2
Inning Stats	R: 0 E: 0 K: 2 S: 12 H: 1 LOB: 1 BB: 0 P: 15	R: 1 E: 0 K: 0 S: 9 H: 2 LOB: 2 BB: 1 P: 18	R: 0 E: 0 K: 1 S: 10 H: 1 LOB: 1 BB: 0 P: 11	R: 0 E: 0 K: 1 S: 8 H: 0 LOB: 0 BB: 0 P: 12	R: 0 E: 0 K: 1 S: 11 H: 0 LOB: 0 BB: 0 P: 17	R: 4 E: 0 K: 1 S: 17 H: 4 LOB: 0 BB: 0 P: 23	R: 2 E: 0 K: 0 S: 16 H: 2 LOB: 1 BB: 1 P: 26	R: 0 E: 0 K: 1 S: 10 H: 2 LOB: 1 BB: 0 P: 18		1B: 6 2B: 3 3B: 0 HR: 3 SF: 1 SAC: 0 DP: 1 HBP: 0					

	AB	34
	R	7
	H	12
	RBI	7
	BB	2
	SO	7
	LOB	11

PITCHER		IP	WLS	BF	H	R	ER	SO	BB	IBB	HBP	BLK	WP	HR	S	P	ERA	WHIP
31 Ian Kennedy, R ERA: 3.44	(1, 1)	6.0	L	27	8	5	5	6	1	0	0	0	0	2	67	96	7.50	1.500
54 Scott Alexander, L ERA: 3.97	(7, 1)	1.0		6	2	2	2	0	1	0	0	0	0	1	16	26	18.00	3.000
47 Peter Moylan, R ERA: 2.16	(8, 1)	1.0		4	2	0	0	1	0	0	0	0	0	0	10	18	0.00	2.000

PITCHER	IP	WLS	BF	H	R	ER	SO	BB	IBB	HBP	BLK	WP	HR	S	P	ERA	WHIP

WP: 0 PA: 37
PB: 0
SB: 0
CS: 0

Batter	1	2	3	4	5	6	7	8	9	AB	R	H	RBI	BB	SO	LOB
2 Alcides Escobar, R (1, 6) OBP: 0.285, SLG: 0.307	F SI 91 F SI 92 X FF 92 0-2 ① G3-1		T CH 85 F SI 92 B CU 83 T FF 92 1-2 ② K			C SL 87 F SI 92 F FF 92 F CU 83 X CU 83 0-2 ① L6			X FF 94 0-0 2B	4	0	1	0	0	1	1
15 Whit Merrifield, R (1, 4) OBP: 0.339, SLG: 0.426	B SL 89 B SI 92 C SI 91 X SL 89 2-1 35 1B 1B		C CU 81 S SL 88 X FF 93 0-2 ③ F9			B FF 92 B SI 92 S SL 87 X SI 91 2-1 ② G1-3 1-2			B FF 95 C FF 95 C SL 85 F CH 87 F SL 85 S SL 85 1-3 ① K	4	0	1	0	0	1	2
35 Eric Hosmer, L (1, 3) OBP: 0.375, SLG: 0.528 9 Drew Butera, R (8, 3) OBP: 0.364, SLG: 0.575	S CH 84 B SI 92 S SL 88 X CU 84 1-2 13 G4-6-3 1-2 1B			C SL 88 F SI 93 B SI 92 F CH 87 B SI 93 F SL 90 S FF 93 2-3 ① K		C SI 91 S FF 93 D CU 84 F FF 93 X 1-2 ③ G1-3			F FF 96 S FF 96 S FF 96 0-3 ② K	3 1	0 0	1 0	0 0	0 0	1 1	1 1
13 Salvador Perez, R (1, 2) OBP: 0.313, SLG: 0.494 7 Tony Cruz, R (6, 2)	X SI 92 0-0 ②③ G4-6-3 1-2f			C SL 88 F FF 93 B FF 93 S CU 85 1-3 ② K			S FF 94 F FF 94 B FF 94 S SI 94 1-3 ① K		B FF 95 F FF 95 B FF 96 F SL 85 F FF 96 F FF 96 S SL 85 2-3 ③ K	2 2	0 0	0 0	0 0	0 0	1 2	2 1
25 Kendrys Morales, S (1, 10) OBP: 0.257, SLG: 0.320		S FF 91 B FF 91 X CH 84 1-1 ① G1-3		C CH 86 B SI 92 S SL 88 S CU 83 1-3 ③ K			C CU 80 F FF 94 B FF 94 F SL 82 S FF 94 1-3 ② K			3	0	0	0	0	2	0
16 Paulo Orlando, R (1, 9) OBP: 0.354, SLG: 0.435		C SI 92 B FF 91 S SI 92 B SL 88 B CU 83 C SI 93 3-3 ② K			C SL 86 X SL 89 0-1 ① F8		X FF 94 0-0 ③ G3-1			3	0	0	0	0	1	0
34 Rey Fuentes, L (1, 7) OBP: 0.375, SLG: 0.333		S CH 84 B SL 87 B FF 92 B FF 92 B SI 93 4-1 BB			C SL 87 B FF 93 F SL 89 X CH 86 1-2 ② F7			C FF 92 B CU 80 C FF 93 X FF 93 1-2 ① G6-3		2	0	0	0	1	0	0
19 Cheslor Cuthbert, R (1, 5) OBP: 0.284, SLG: 0.359		C SL 87 C FF 90 1 SAFE B SL 89 X CU 82 1-2 ③ F8			B SI 92 X SL 89 1-0 ③ G5-3			B FC 85 B FF 92 F FF 93 X FC 87 2-1 ② G4-3		3	0	0	0	0	0	1
1 Jarrod Dyson, L (1, 8) OBP: 0.339, SLG: 0.333			C SI 89 B SI 91 S SL 89 C SI 92 1-3 ① K			B SI 89 B CH 82 B FF 91 B SI 90 4-0 15 S BB		C FF 93 F CH 88 X FF 92 0-2 ③ P5		2	0	0	0	1	1	0
Inning Stats	R: 0 H: 2 E: 0 LOB: 1 K: 0 BB: 0 S: 9 P: 12	R: 0 H: 0 E: 0 LOB: 1 K: 1 BB: 1 S: 9 P: 18	R: 0 H: 0 E: 0 LOB: 0 K: 2 BB: 0 S: 9 P: 11	R: 0 H: 0 E: 0 LOB: 0 K: 3 BB: 0 S: 11 P: 15	R: 0 H: 0 E: 0 LOB: 0 K: 0 BB: 0 S: 6 P: 8	R: 0 H: 0 E: 0 LOB: 1 K: 0 BB: 1 S: 11 P: 18	R: 0 H: 0 E: 0 LOB: 0 K: 2 BB: 0 S: 8 P: 10	R: 0 H: 0 E: 0 LOB: 0 K: 0 BB: 0 S: 8 P: 11	R: 0 H: 1 E: 0 LOB: 1 K: 3 BB: 0 S: 15 P: 18	1B: 2 SF: 0 2B: 1 SAC: 0 3B: 0 DP: 1 HR: 0 HBP: 0						

TOP

Kansas City Royals @ Cleveland Indians

Progressive Field, Cleveland, OH

Sun Jun 05 2016, 1:11 PM - 6:41 PM EDT

Att. 16,747 - Partly Cloudy - 78 F

livebaseballscorecards.com

AB	29
R	0
H	3
RBI	0
BB	2
SO	11
LOB	9

PITCHER		IP	WLS	BF	H	R	ER	SO	BB	IBB	HBP	BLK	WP	HR	S	P	ERA	WHIP
28 Corey Kluber, R ERA: 3.84	(1, 1)	6.0	W	21	2	0	0	6	2	0	0	0	0	0	55	82	0.00	0.667
34 Zach McAllister, R ERA: 3.43	(7, 1)	2.0		6	0	0	0	2	0	0	0	0	0	0	16	21	0.00	0.000
49 Austin Adams, R ERA: 2.35	(9, 1)	1.0		4	1	0	0	3	0	0	0	0	0	0	15	18	0.00	1.000

PITCHER		IP	WLS	BF	H	R	ER	SO	BB	IBB	HBP	BLK	WP	HR	S	P	ERA	WHIP

WP: 0	PA: 31		
PB: 0			
SB: 1			
CS: 0			

Batter	1	2	3	4	5	6	7	8	9	AB	R	H	RBI	BB	SO	LOB
41 Carlos Santana, S (1, 3) OBP: 0.331, SLG: 0.426	B FF 87 F FF 87 F SL 82 B SL 81 S FF 88 2-3 K ①		C SL 80 F SL 81 B FF 88 F SL 81 S SL 82 1-3 K ①		C SL 79 X SL 80 0-1 HR		S SI 89 X SI 88 0-1 22 G4-6-3 1-2 3-H 1B			4	1	2	2	0	2	0
22 Jason Kipnis, L (1, 4) OBP: 0.322, SLG: 0.431 11 José Ramírez, S (8, 5) OBP: 0.387, SLG: 0.460	B FF 88 B FF 88 X FF 89 2-0 12 SF9 3B		C FF 88 X SL 82 0-1 L9 ②		C FF 87 B SL 80 B SL 80 S SL 81 F FF 87 X SL 80 2-2 G1-3 ②		C SI 89 F SI 90 X SI 88 0-2 G4-6-3 ① ② 1-2f 2-3			4 0	1 0	1 0	0 0	0 0	0 0	2 0
12 Francisco Lindor, S (1, 6) OBP: 0.367, SLG: 0.456	C SL 80 X FF 87 0-1 SF9 ② 3-H		B SL 80 S SL 83 X SL 81 1-1 G4-3 ③		B SL 78 X SL 80 1-0 HR		B SL 75 X SI 85 1-0 3-H 1B			3	1	2	3	0	0	0
26 Mike Napoli, R (1, 10) OBP: 0.311, SLG: 0.513	X FF 87 0-0 P5 ③			X FF 87 0-0 HR	B SI 89 C FF 89 S SL 82 F SL 80 B FF 91 X 2-2 L3 ③		C SI 88 F SI 89 S SL 77 0-3 K ③			4	1	1	1	0	1	1
8 Lonnie Chisenhall, L (1, 9) OBP: 0.350, SLG: 0.407		B FF 88 B FF 87 B FF 88 C FF 87 C SL 79 F SL 80 F FF 88 X SL 80 3-2 F9 ①		B SL 80 X SL 81 1-0 F8 ①		S SL 82 X SL 82 0-1 F8 ①		F SI 89 F SL 85 B SL 77 B CH 83 C SI 90 2-3 K ①		4	0	0	0	0	1	0
20 Rajai Davis, R (1, 7) OBP: 0.326, SLG: 0.401		B FF 88 B FF 88 X FF 87 2-0 F7 ②		B FF 87 C SL 80 B SL 80 F SL 79 F SL 82 T FF 88 2-2 K ②		B SI 88 C SI 89 F SL 80 B SI 90 F SL 82 X SI 88 2-2 G5-3 ②		C SL 76 X SL 78 0-1 G5-3 ②		4	0	0	0	0	1	0
10 Yan Gomes, R (1, 2) OBP: 0.213, SLG: 0.365 38 Chris Gimenez, R (9, 2) OBP: 0.256, SLG: 0.400		B FF 88 T SL 80 T FF 90 F SL 81 X FF 88 1-2 2B		F SL 80 F SL 82 B FF 88 B FF 87 S SL 81 2-3 K ③		C SL 81 S SI 89 X SI 88 0-2 G5-3 ③		B SI 90 F SI 90 X SI 89 1-1 G6-3 ③		4 0	0 0	1 0	0 0	0 0	1 0	0 0
72 Tyler Naquin, L (1, 8) OBP: 0.392, SLG: 0.568		C SL 80 S FF 88 B FF 88 F FF 88 B SL 82 B SL 80 D SL 80 4-2 BB			B SL 80 B SL 80 F SL 80 F SL 81 F FF 88 X SL 82 2-2 HR		B SL 80 B SI 88 C SI 88 C SI 88 X SL 81 2-2 4 PB 41 1B 2B			2	2	2	1	1	0	0
4 Juan Uribe, R (1, 5) OBP: 0.303, SLG: 0.331 1 Michael Martinez, S (7, PR) OBP: 0.269, SLG: 0.385 (8, 4)		S FF 87 S SL 80 S SL 81 0-3 K ③			C SL 80 B SL 80 B FF 88 F SL 81 X SL 80 2-2 G5-3 ①		B SI 90 D SI 89 B SI 88 B SI 89 4-0 22 G4-6-3 41 1B 12 1B 2-3 BB			2 0	0 1	0 0	0 0	1 0	1 0	2 0
Inning Stats	R: 1 E: 0 K: 1 S: 7 H: 1 LOB: 0 BB: 0 P: 11	R: 0 E: 0 K: 1 S: 16 H: 1 LOB: 2 BB: 1 P: 26	R: 0 E: 0 K: 1 S: 8 H: 0 LOB: 0 BB: 0 P: 10	R: 1 E: 0 K: 2 S: 9 H: 1 LOB: 0 BB: 0 P: 14	R: 3 E: 0 K: 0 S: 18 H: 3 LOB: 0 BB: 0 P: 27	R: 0 E: 0 K: 0 S: 9 H: 0 LOB: 0 BB: 0 P: 11	R: 2 E: 0 K: 1 S: 12 H: 3 LOB: 1 BB: 1 P: 19	R: 0 E: 0 K: 1 S: 7 H: 0 LOB: 0 BB: 0 P: 10		1B: 2 2B: 2 3B: 1 HR: 4 SF: 1 SAC: 0 DP: 1 HBP: 0				WP: 0 PB: 1 SB: 0 CS: 0 PA: 34		

PITCHER		IP	WLS	BF	H	R	ER	SO	BB	IBB	HBP	BLK	WP	HR	S	P	ERA	WHIP
32 Chris Young, R ERA: 6.37	(1, 1)	4.2	L	21	6	5	5	5	1	0	0	0	0	4	54	82	9.64	1.500
67 Chien-Ming Wang, R ERA: 2.08	(5, 1)	0.1		1	0	0	0	0	0	0	0	0	0	0	4	6	0.00	0.000
54 Scott Alexander, L ERA: 4.85	(6, 1)	1.2		7	2	2	2	0	1	0	0	0	0	0	17	25	10.80	1.800
47 Peter Moylan, R ERA: 1.86	(7, 1)	1.1		5	1	0	0	2	0	0	0	0	0	0	11	15	0.00	0.750

PITCHER	IP	WLS	BF	H	R	ER	SO	BB	IBB	HBP	BLK	WP	HR	S	P	ERA	WHIP

BOTTOM

Kansas City Royals @ Cleveland Indians

Progressive Field, Cleveland, OH

Sun Jun 05 2016, 1:11 PM - 6:41 PM EDT

Att. 16,747 - Partly Cloudy - 78 F

livebaseballscorecards.com

AB	31
R	7
H	9
RBI	7
BB	2
SO	7
LOB	5

Batter	1	2	3	4	5	6	7	8	9	AB	R	H	RBI	BB	SO	LOB
20 Rajai Davis, R (1, 8) OBP: 0.330, SLG: 0.420	B FF 98 X FF 97 1-0 12 G4-3 22 S 1B		B FF 100 T FC 90 S KC 85 B FF 99 B KC 86 X FC 91 3-2 ② L5		B CH 89 S FF 97 B KC 82 S FC 91 B FF 98 X FC 91 3-2 HR		S SL 89 C SI 100 F SI 101 X SL 89 0-2 ③ G5-3			4	1	2	1	0	0	0
22 Jason Kipnis, L (1, 4) OBP: 0.321, SLG: 0.425	T FF 97 1 SAFE B FC 90 S FC 92 1 SAFE F FC 91 D KC 85 X FC 89 2-2 E6 12 G4-3 1-2		C FC 92 B KC 84 B FF 99 B FC 90 C FF 99 F FF 99 F FC 91 D FF 99 4-2 12 FC5-4 BB		B FF 98 F FF 99 C FF 100 B FF 100 B FC 91 S FF 99 3-3 ② K			B FF 94 C FF 95 F CU 78 X CU 78 1-2 ① G4-3		3	0	0	0	1	1	1
12 Francisco Lindor, S (1, 6) OBP: 0.361, SLG: 0.448	X FF 97 0-0 ① G4-3 1-2 2-3		C FF 98 S FC 89 X FF 99 0-2 ③ FC5-4 1-2f		F FF 99 F KC 84 C FF 98 0-3 ③ K			C FF 94 S CU 78 B CU 80 S CH 86 1-3 ② K		4	0	0	0	0	2	3
26 Mike Napoli, R (1, 3) OBP: 0.305, SLG: 0.502	D FC 92 S FF 98 S FF 100 F FF 100 S FC 91 1-3 ② K			B CH 89 S FF 98 S CH 89 F FF 100 B FF 100 S FC 92 2-3 ① K		B CH 89 F FC 89 F FF 99 B FF 98 F FC 90 F FF 100 B CH 89 C FF 100 3-3 ① K		B FF 95 S CH 86 B CH 85 F FF 94 F CU 78 S CU 79 2-3 ③ K		4	0	0	0	0	4	2
41 Carlos Santana, S (1, 10) OBP: 0.333, SLG: 0.427	C FC 91 X FF 100 0-1 ③ G3			F FC 92 B CH 92 X FC 90 1-1 11 2B 11 E 1B		C FF 99 X FF 100 0-1 1B			F FF 94 C CU 77 F CH 85 S CU 79 0-3 ① K	4	1	2	0	0	1	2
11 José Ramírez, S (1, 7) OBP: 0.384, SLG: 0.461		X FF 97 0-0 ① B1-3		B FF 98 X FF 98 1-0 E2 4 SF9 1-H 2B		C FF 98 B CH 90 B FF 98 S FF 98 S FF 98 2-3 ② K			B CU 77 C CH 85 X FC 90 1-1 ② P3	4	1	1	0	0	1	1
4 Juan Uribe, R (1, 5) OBP: 0.296, SLG: 0.324		C FF 98 B KC 85 F FF 99 B KC 85 X FF 100 2-2 ② G4-3		C FF 99 B FC 93 F FF 100 B KC 84 X FF 100 2-2 ② SF9 3-H		B FF 98 F FF 98 S KC 84 F FF 100 F KC 83 S FC 91 1-3 ③ K			X FF 95 0-0 ③ G6-3	3	0	0	1	0	1	1
38 Chris Gimenez, R (1, 2) OBP: 0.238, SLG: 0.368		C FF 99 B FF 99 B FF 99 F FC 92 F FF 100 C FC 91 2-3 ③ K		F FF 98 S CH 91 B FF 100 C FF 100 1-3 ③ K			C SI 96 S SL 88 B SI 100 X SL 88 1-2 ① G5-3			3	0	0	0	0	2	0
72 Tyler Naquin, L (1, 9) OBP: 0.378, SLG: 0.545			F FF 98 F FC 93 B FF 100 S KC 86 1-3 ① K		B FF 96 X FF 96 1-0 ① G4-3		C SI 99 C SI 98 S SI 100 0-3 ② K			3	0	0	0	0	2	0
Inning Stats	R: 0 E: 1 K: 1 S: 12 H: 1 LOB: 2 BB: 0 P: 16	R: 0 E: 0 K: 1 S: 8 H: 0 LOB: 0 BB: 0 P: 12	R: 0 E: 0 K: 1 S: 13 H: 0 LOB: 1 BB: 1 P: 21	R: 2 E: 1 K: 2 S: 13 H: 2 LOB: 0 BB: 0 P: 20	R: 1 E: 0 K: 2 S: 10 H: 1 LOB: 0 BB: 0 P: 17	R: 0 E: 0 K: 3 S: 15 H: 1 LOB: 1 BB: 0 P: 21	R: 0 E: 0 K: 1 S: 10 H: 0 LOB: 0 BB: 0 P: 11	R: 0 E: 0 K: 2 S: 10 H: 0 LOB: 0 BB: 0 P: 14	R: 0 E: 0 K: 1 S: 7 H: 0 LOB: 0 BB: 0 P: 8	1B: 3 2B: 1 3B: 0 HR: 1 SF: 1 SAC: 0 DP: 0 HBP: 0						

PITCHER	IP	WLS	BF	H	R	ER	SO	BB	IBB	HBP	BLK	WP	HR	S	P	ERA	WHIP
65 James Paxton, L (1, 1) ERA: 3.72	6.0	L	25	5	3	1	10	1	0	0	0	0	1	71	107	1.50	1.000
39 Edwin Díaz, R (7, 1) ERA:	1.0		3	0	0	0	1	0	0	0	0	0	0	10	11	0.00	0.000
37 Mike Montgomery, L (8, 1) ERA: 2.23	2.0		6	0	0	0	3	0	0	0	0	0	0	17	22	0.00	0.000

PITCHER	IP	WLS	BF	H	R	ER	SO	BB	IBB	HBP	BLK	WP	HR	S	P	ERA	WHIP

TOP

Cleveland Indians @ Seattle Mariners

Safeco Field, Seattle, WA

Mon Jun 06 2016, 7:11 PM - 9:40 PM PDT

Att. 15,824 - Clear - 80 F

livebaseballscorecards.com

AB	32
R	3
H	5
RBI	2
BB	1
SO	14
LOB	10

WP: 0 PA: 34
PB: 0
SB: 1
CS: 0

Batter	1	2	3	4	5	6	7	8	9	AB	R	H	RBI	BB	SO	LOB
8 Norichika Aoki, L (1, 8) OBP: 0.325, SLG: 0.325	C SI 92 F SI 94 X CH 88 0-2 G6-3		F CH 89 X CH 89 0-1 1B 3-H		C SI 93 B FC 90 X FC 89 1-1 G4-3			F KC 74 B FC 87 B SI 94 X SI 92 2-1 1B		4	0	2	1	0	0	0
7 Seth Smith, L (1, 7) OBP: 0.378, SLG: 0.418	C KC 75 B CH 86 X CH 87 1-1 G1-3		B CH 87 1 SAFE B CH 88 B SI 95 C FF 95 1 SAFE S SI 95 X SI 95 3-2 F7			C CH 86 B FC 91 C FF 94 F KC 78 X SI 94 1-2 L7		F FF 93 X FF 94 0-1 F8		4	0	0	0	0	0	2
22 Robinson Canó, L (1, 10) OBP: 0.343, SLG: 0.560	B SI 93 T SI 93 F FF 95 B KC 80 X CH 89 2-2 G4-3			C CH 87 F KC 77 S FF 97 0-3 K		C SI 93 S SI 94 F FF 95 B KC 80 S KC 79 1-3 K		C FC 95 B FC 95 F FC 95 S SL 83 1-3 K2-3		4	0	0	0	0	3	1
23 Nelson Cruz, R (1, 9) OBP: 0.379, SLG: 0.524		B SI 93 C SI 92 X SI 94 1-1 P3		C FC 90 C KC 79 C SI 96 0-3		F SI 96 B FF 96 X SI 94 1-1 2B			B KC 85 S FF 96 F FF 96 X FF 97 1-2 G1-4-3	4	0	1	0	0	1	0
15 Kyle Seager, L (1, 5) OBP: 0.358, SLG: 0.516		X SI 93 0-0 G4-3		C CH 88 X SI 95 0-1 2B		C SI 94 D FF 95 S SI 94 B SI 94 S KC 78 2-3			F FF 96 S KC 86 B KC 86 F FF 97 C KC 86 1-3	4	0	1	0	0	2	1
26 Adam Lind, L (1, 3) OBP: 0.275, SLG: 0.393		C CH 86 X KC 76 0-1 P4		B CH 88 B SI 94 D CH 87 B FF 94 4-0 BB			C SI 93 S KC 76 S FF 94 0-3		C FF 96 F FF 96 S KC 86 0-3 K2-3	3	0	0	0	1	2	0
33 Chris Iannetta, R (1, 2) OBP: 0.314, SLG: 0.340			C FF 92 B FC 89 B FC 88 S CH 87 X CH 88 2-2 G6-3	F SI 95 S FF 95 B KC 80 S KC 80 1-3 K			B FC 89 X FC 89 1-0 P3			3	0	0	0	0	1	2
4 Ketel Marte, S (1, 6) OBP: 0.308, SLG: 0.377			C KC 75 F CH 86 F KC 79 B SI 94 B KC 80 X SI 94 2-2 36 G3 36 S 8 1B 1B		B KC 75 C SI 92 B KC 76 F SI 93 C SI 94 2-3		B KC 76 F CH 86 B SI 93 S CH 86 B KC 79 C SI 94 3-3			3	1	1	0	0	2	0
36 Shawn O'Malley, S (1, 4) OBP: 0.139, SLG: 0.167			B SI 92 F SI 95 B SI 94 X CH 87 2-1 G3 1-3		C CH 86 F CH 87 B KC 80 B SI 94 C KC 78 2-3			C KC 75 B CH 86 T CH 85 B SI 93 C SI 92 2-3		3	0	0	0	0	2	1
Inning Stats	R: 0 H: 0 E: 0 LOB: 0 K: 0 BB: 0 S: 8 P: 11	R: 0 H: 0 E: 0 LOB: 0 K: 0 BB: 0 S: 5 P: 6	R: 1 H: 2 E: 0 LOB: 1 K: 0 BB: 0 S: 14 P: 23	R: 0 H: 1 E: 0 LOB: 2 K: 3 BB: 1 S: 11 P: 16	R: 0 H: 0 E: 0 LOB: 0 K: 2 BB: 0 S: 8 P: 13	R: 0 H: 1 E: 0 LOB: 1 K: 2 BB: 0 S: 13 P: 18	R: 0 H: 0 E: 0 LOB: 0 K: 2 BB: 0 S: 7 P: 11	R: 0 H: 1 E: 0 LOB: 1 K: 2 BB: 0 S: 10 P: 15	R: 0 H: 0 E: 0 LOB: 0 K: 2 BB: 0 S: 10 P: 12	1B: 3 2B: 2 3B: 0 HR: 0	SF: 0 SAC: 0 DP: 0 HBP: 0			WP: 0 PB: 0 SB: 1 CS: 0	PA: 33		

PITCHER		IP	WLS	BF	H	R	ER	SO	BB	IBB	HBP	BLK	WP	HR	S	P	ERA	WHIP
47 Trevor Bauer, R ERA: 3.88	(1, 1)	7.2	W	29	5	1	1	10	1	0	0	0	0	0	73	109	1.17	0.783
27 Bryan Shaw, R ERA: 4.63	(8, 1)	0.1	H	1	0	0	0	1	0	0	0	0	0	0	3	4	0.00	0.000
37 Cody Allen, R ERA: 3.55	(9, 1)	1.0	S	3	0	0	0	2	0	0	0	0	0	0	10	12	0.00	0.000

PITCHER	IP	WLS	BF	H	R	ER	SO	BB	IBB	HBP	BLK	WP	HR	S	P	ERA	WHIP

BOTTOM

Cleveland Indians @ Seattle Mariners

Safeco Field, Seattle, WA

Mon Jun 06 2016, 7:11 PM - 9:40 PM PDT

Att. 15,824 - Clear - 80 F

livebaseballscorecards.com

AB	32
R	1
H	5
RBI	1
BB	1
SO	13
LOB	7

Batter	1	2	3	4	5	6	7	8	9	AB	R	H	RBI	BB	SO	LOB
20 Rajai Davis, R (1, 8) (7, 7) OBP: 0.323, SLG: 0.411	C FF 89 B FF 89 X SL 83 1-1 ① P3		C FF 91 B FF 90 X SL 82 1-1 ③ F9		C CH 84 X CH 82 0-1 ③ F9			B SI 96 B SI 96 X FF 96 2-0 ② F7		4	0	0	0	0	0	2
22 Jason Kipnis, L (1, 4) OBP: 0.320, SLG: 0.420 72 Tyler Naquin, L (8, 8) OBP: 0.378, SLG: 0.545	B FF 91 F SI 90 F SL 89 B SL 86 X FF 92 2-2 ② G5-3			B CU 78 F CU 78 B FF 89 B CU 80 B FF 90 4-1 12 CS BB		L FF 89 X FF 89 0-1 ① F8		B SI 95 C SI 96 X SI 96 1-1 ③ F8		3 0	0 0	0 0	0 0	1 0	0 0	0 0
12 Francisco Lindor, S (1, 6) OBP: 0.363, SLG: 0.446	C SI 90 F CU 76 B CH 85 X CH 84 1-2 ③ G4-3			C FF 90 F CU 79 F CH 83 D SL 86 B FF 91 B SL 83 F CH 84 D SL 85 4-2 ① 41 1B BB 1-2		C SL 87 B FF 90 B CU 78 X CH 82 2-1 ② G5-3			C SL 79 X SI 92 0-1 1B	3	0	1	0	1	0	0
26 Mike Napoli, R (1, 3) OBP: 0.304, SLG: 0.498		B FF 88 B SL 82 C FF 89 X SI 90 2-1 41 G5-4-3 1B		1 SAFE B FF 91 S FF 91 1 SAFE S CH 83 S FF 91 1-3 ② K		F CH 88 C FF 90 F FF 91 S SI 92 0-3 ③ K			C SI 94 B SL 81 B SL 81 B SI 94 C SI 93 S SI 94 3-3 ① K	4	0	1	0	0	3	2
41 Carlos Santana, S (1, 10) OBP: 0.332, SLG: 0.424		B FF 89 C CH 84 B CH 83 F CH 84 X FF 92 2-2 ① ② G5-4-3 1-2f		1 SAFE 1 SAFE B FF 90 X FF 90 1-0 11 FC5-4 1B 1-2			F SL 88 B SL 87 X SL 88 1-1 ① G6-3		X SI 93 0-0 ② F9	4	0	1	0	0	0	2
11 José Ramírez, S (1, 7) OBP: 0.378, SLG: 0.452 1 Michael Martinez, S (7, 8) (8, 4) OBP: 0.259, SLG: 0.370		C FF 90 C FF 91 B FF 91 F SL 83 F SI 91 F CH 84 F FF 92 F SL 89 X SL 86 1-2 ③ G1-3		B CH 83 F FF 91 X SL 86 1-1 ③ FC5-4 1-2f			B SL 86 C CH 84 C CH 82 B FF 90 F SL 87 X SL 88 2-2 ② L5		F SI 93 S CH 82 S SI 93 0-3 ③ K	3 1	0 0	0 0	0 0	0 0	0 1	2 1
10 Yan Gomes, R (1, 2) OBP: 0.213, SLG: 0.365 38 Chris Gimenez, R (2, 2) OBP: 0.244, SLG: 0.366			B CH 86 C CH 82 F CH 81 C FF 91 1-3 ① K		C FF 88 B CH 82 B CH 82 X FF 89 2-1 8 PB 1B		F FF 90 B FF 90 X CH 84 1-1 ③ G4-3			0 3	0 0	0 1	0 0	0 0	0 1	0 0
4 Juan Uribe, R (1, 5) OBP: 0.290, SLG: 0.317			C SI 89 B FF 90 X CH 83 1-1 ② F8		B FF 90 C FF 91 X FF 92 1-1 ① L4			C SL 84 B CH 84 B SI 96 X SL 85 2-1 ① P5		3	0	0	0	0	0	1
8 Lonnie Chisenhall, L (1, 9) OBP: 0.358, SLG: 0.450			S FF 90 B FF 90 B SI 90 F CU 78 X FF 91 2-2 2B		1 SAFE S FF 91 F FF 90 X FF 90 0-2 ② F7 1-2			X CH 85 0-0 HR		3	1	2	1	0	0	1
Inning Stats	R: 0 E: 0 K: 0 S: 8 H: 0 LOB: 0 BB: 0 P: 12	R: 0 E: 0 K: 0 S: 13 H: 1 LOB: 0 BB: 0 P: 18	R: 0 E: 0 K: 1 S: 10 H: 1 LOB: 1 BB: 0 P: 15	R: 0 E: 0 K: 1 S: 11 H: 1 LOB: 2 BB: 2 P: 22	R: 0 E: 0 K: 0 S: 9 H: 1 LOB: 1 BB: 0 P: 12	R: 0 E: 0 K: 1 S: 8 H: 0 LOB: 0 BB: 0 P: 10	R: 0 E: 0 K: 0 S: 8 H: 0 LOB: 0 BB: 0 P: 12	R: 1 E: 0 K: 0 S: 6 H: 1 LOB: 0 BB: 0 P: 11	R: 0 E: 0 K: 2 S: 9 H: 1 LOB: 1 BB: 0 P: 12	1B: 4 2B: 1 3B: 0 HR: 1	SF: 0 SAC: 0 DP: 1 HBP: 0					

PITCHER		IP	WLS	BF	H	R	ER	SO	BB	IBB	HBP	BLK	WP	HR	S	P	ERA	WHIP
20 Wade Miley, L ERA: 5.27	(1, 1)	7.0	W	25	4	0	0	3	2	0	0	0	0	0	67	101	0.00	0.857
53 Joaquín Benoit, R ERA: 3.27	(8, 1)	1.0		4	1	1	1	0	0	0	0	0	0	1	6	11	9.00	1.000
31 Steve Cishek, R ERA: 2.39	(9, 1)	1.0		4	1	0	0	2	0	0	0	0	0	0	9	12	0.00	1.000

PITCHER	IP	WLS	BF	H	R	ER	SO	BB	IBB	HBP	BLK	WP	HR	S	P	ERA	WHIP

TOP

Cleveland Indians @ Seattle Mariners

Safeco Field, Seattle, WA

Tue Jun 07 2016, 7:11 PM - 9:48 PM PDT

Att. 16,944 - Cloudy - 76 F

livebaseballscorecards.com

AB	31
R	1
H	6
RBI	1
BB	2
SO	5
LOB	11

BOTTOM

Cleveland Indians @ Seattle Mariners

Safeco Field, Seattle, WA

Tue Jun 07 2016, 7:11 PM - 9:48 PM PDT

Att. 16,944 - Cloudy - 76 F

livebaseballscorecards.com

Batter	1	2	3	4	5	6	7	8	9	AB	R	H	RBI	BB	SO	LOB
8 Norichika Aoki, L (1, 8) OBP: 0.318, SLG: 0.318	C FF 94 B FF 93 S FF 87 B FF 95 X FF 94 2-2 G3-1 ①		B CU 81 F FF 95 C FF 95 S CU 83 1-3 K ②	X SI 91 0-0 L8 ③		X SI 91 0-0 G4-3 ③		C SI 92 D CH 85 X SI 91 1-1 G1-3 ③		5	0	0	0	0	1	4
7 Seth Smith, L (1, 7) OBP: 0.381, SLG: 0.421	B FF 95 B CU 82 X FF 94 2-0 1B ②		X CH 87 0-0 L3 ③		B SL 80 S CH 84 F SI 92 C SL 79 1-3 K ①		B FC 92 B FC 93 F SI 96 X SI 95 2-1 15 L4-6 23 BB 1B			4	0	2	0	0	1	0
22 Robinson Canó, L (1, 4) OBP: 0.345, SLG: 0.559	S FF 87 B FF 94 B FF 95 C FF 94 F FF 88 B FF 88 X FF 95 3-2 23 HR 1B			C CU 81 B FF 94 F FF 94 F FF 94 X CU 83 1-2 26 1B 10 BB 32 2B 1B	B SI 92 S CH 85 B SL 80 F SI 92 S SL 80 2-3 K ②		S SI 95 B SI 96 X FC 93 1-1 F7 ①			4	2	2	0	0	1	1
23 Nelson Cruz, R (1, 9) OBP: 0.385, SLG: 0.555 16 Luis Sardinas, S (7, PR) OBP: 0.226, SLG: 0.300 (8, 6)	B FF 95 X FF 95 1-0 1-H HR			B FF 95 F CH 87 B CH 87 F FF 94 S CU 84 2-3 K ①	S CU 84 B CU 85 X CU 84 1-1 HR		S FC 93 B SI 94 B FF 97 F FC 92 F FF 96 D CU 85 B CU 86 4-2 1-2 BB			3 0	2 0	2 0	3 0	1 0	1 0	1 0
15 Kyle Seager, L (1, 5) OBP: 0.357, SLG: 0.509	C FF 94 B CU 83 F CH 87 B CU 84 C FF 96 2-3 K ③			B FF 94 C FF 94 X CU 83 1-1 L9 ②	B CU 83 B SI 92 F SI 93 F SI 92 B CU 85 B CU 85 4-2 10 FC6-4 BB		B SI 95 X SI 96 1-0 2-2 L4-6 ②③			3	0	0	0	1	1	3
10 Dae-Ho Lee, R (1, 3) OBP: 0.337, SLG: 0.541		B FF 94 C CU 82 C CH 86 B CU 82 F CH 87 F FF 95 F FF 95 F CH 87 B FF 94 3-3 S CH 86 K ①		D FF 95 B FF 95 B CH 87 C CH 86 F FF 95 B FF 95 4-2 26 1B 32 2B 1-2 BB	F SI 92 B SI 90 D CU 84 X SI 91 2-1 FC6-4 ③ 1-2f			C SI 91 C SI 91 C SI 92 0-3 K ①		3	1	0	0	1	2	1
26 Adam Lind, L (1, 10) OBP: 0.280, SLG: 0.396		C FF 95 B CU 82 F CH 87 B CU 86 F FF 87 B FF 95 X CH 87 3-2 P5 ②		F FF 87 F FF 95 B FF 95 F CU 85 D CU 82 X FF 87 2-2 32 2B 36 3B 1-2 2-3 1B		S CU 82 B SI 92 X SI 93 1-1 32 G4-6-3 1B		B SI 90 X CH 84 1-0 F7 ②		4	1	2	0	0	0	0
32 Steve Clevenger, L (1, 2) OBP: 0.311, SLG: 0.315		B FF 96 F FF 95 S FF 96 X FF 95 1-2 F7 ③		C FF 94 D CU 84 B FF 93 X CH 86 2-1 36 3B 1-3 2-H 3-H 2B		B SI 91 X SI 90 1-0 G4-6-3 ①② 1-2f		C FF 91 B SI 91 B CU 78 B SI 89 B SI 89 4-1 36 1B BB		3	1	1	2	1	0	1
36 Shawn O'Malley, S (1, 6) OBP: 0.200, SLG: 0.256 (8, 9)			C FF 94 C CU 80 B FF 94 C CU 85 1-3 K ①	B FF 87 X FF 94 1-0 2-H 3-H 3B		F SI 91 B CU 83 B CU 83 S SI 91 B SI 90 B SI 90 4-2 BB		B SI 90 S CH 84 F CH 84 B SI 91 B CH 85 F SI 90 X SI 91 3-2 1-3 1B		3	0	2	2	1	1	0
Inning Stats	R: 2 E: 0 K: 1 S: 12 H: 3 LOB: 0 BB: 0 P: 22	R: 0 E: 0 K: 1 S: 14 H: 0 LOB: 0 BB: 0 P: 21	R: 0 E: 0 K: 2 S: 7 H: 0 LOB: 0 BB: 0 P: 9	R: 4 E: 0 K: 1 S: 19 H: 4 LOB: 1 BB: 1 P: 32	R: 1 E: 0 K: 2 S: 12 H: 1 LOB: 1 BB: 1 P: 22	R: 0 E: 0 K: 0 S: 6 H: 1 LOB: 1 BB: 1 P: 12	R: 0 E: 0 K: 0 S: 8 H: 1 LOB: 1 BB: 1 P: 16	R: 0 E: 0 K: 1 S: 11 H: 1 LOB: 2 BB: 1 P: 20		1B: 7 2B: 2 3B: 1 HR: 2 SF: 0 SAC: 0 DP: 2 HBP: 0					WP: 0 PB: 0 SB: 0 CS: 0 PA: 37	

	AB	32
	R	7
	H	11
	RBI	7
	BB	5
	SO	8
	LOB	11

PITCHER		IP	WLS	BF	H	R	ER	SO	BB	IBB	HBP	BLK	WP	HR	S	P	ERA	WHIP
56 Cody Anderson, R ERA: 7.48	(1, 1)	3.2	L	18	7	6	6	5	1	0	0	0	0	1	51	83	14.73	2.182
33 Tom Gorzelanny, L ERA:	(4, 1)	1.0		3	0	0	0	2	0	0	0	0	0	0	7	10	0.00	0.000
53 Jeff Manship, R ERA: 2.95	(5, 1)	1.1		7	2	1	1	0	2	0	0	0	0	1	12	25	6.75	3.000
48 Tommy Hunter, R ERA: 3.46	(7, 1)	1.0		4	1	0	0	0	1	0	0	0	0	0	8	16	0.00	2.000
61 Dan Otero, R ERA: 0.75	(8, 1)	1.0		5	1	0	0	1	1	0	0	0	0	0	11	20	0.00	2.000

PITCHER	IP	WLS	BF	H	R	ER	SO	BB	IBB	HBP	BLK	WP	HR	S	P	ERA	WHIP

Cleveland Indians @ Seattle Mariners

Safeco Field, Seattle, WA

Wed Jun 08 2016, 7:11 PM - 9:51 PM PDT

Att. 15,337 - Partly Cloudy - 67 F

livebaseballscorecards.com

TOP

Batter	1	2	3	4	5	6	7	8	9	AB	R	H	RBI	BB	SO	LOB
20 Rajai Davis, R (1, 7) OBP: 0.322, SLG: 0.408	C FF 96 F FF 95 B FF 96 F FS 90 S FS 90 1-3 ① K			S FF 95 B FS 85 X FS 90 1-1 8 BLK 22 1B 1B		C FF 96 S FF 97 X FF 97 0-2 ① F7			C SI 89 F SL 87 F SL 87 F SI 90 B SL 87 B SL 87 X SL 87 2-2 ① G6-3	4	0	1	0	0	1	1
22 Jason Kipnis, L (1, 10) OBP: 0.319, SLG: 0.417	F FF 94 B CU 76 C FF 95 B FF 95 F FF 95 F FF 95 X FS 89 2-2 ② F7			1 SAFE C FF 96 B SI 95 1 SAFE 1 SAFE X FS 90 1-1 8 BLK 1-2 1B		X FF 95 0-0 ② F7			B SL 87 S FF 91 B SL 88 F FF 91 S FF 90 2-3 ② K	4	0	1	0	0	1	1
12 Francisco Lindor, S (1, 6) OBP: 0.361, SLG: 0.441	C FF 94 B FS 90 F FS 89 B FF 96 B SI 95 S FS 89 3-3 ③ K			B FF 96 B FF 96 X FF 94 2-0 ① P2		B FF 96 C FF 97 F FF 96 F FF 96 X FF 97 1-2 ③ FC6 1-2f			S FF 90 B SI 90 H SL 88 2-1 41 DI HBP	3	0	0	0	0	1	3
41 Carlos Santana, S (1, 3) OBP: 0.327, SLG: 0.416		C FS 88 F CU 77 B FF 96 S FF 95 1-3 ① K		X FF 95 0-0 ② F9			C FF 93 B FS 88 C SI 94 S SI 95 1-3 ① K		F FF 88 S SL 88 B FF 91 F SL 88 S FF 91 1-3 ③ K 1-2	4	0	0	0	0	3	3
8 Lonnie Chisenhall, L (1, 9) OBP: 0.349, SLG: 0.439		C FF 94 X CU 77 0-1 ② G4-3		B FF 95 F FF 97 F FF 97 B FF 97 S FF 96 2-3 ③ K 1-2 2-3			F FF 94 F FF 96 F FF 95 B FS 90 B FF 95 S FC 89 2-3 ② K			3	0	0	0	0	2	2
4 Juan Uribe, R (1, 5) OBP: 0.285, SLG: 0.311		B CU 77 F FF 96 B FF 96 B FS 91 S FF 95 F FF 96 X FF 96 3-2 ③ L8			X FF 94 0-0 ① G3		X FF 96 0-0 ③ L9			3	0	0	0	0	0	0
72 Tyler Naquin, L (1, 8) OBP: 0.365, SLG: 0.525			B FF 94 S FF 94 B FF 95 S FF 94 S FF 96 2-3 ① K		C FF 94 C FF 95 S FF 96 0-3 ② K			B FF 93 S FF 93 S FF 94 C FF 96 1-3 ① K		3	0	0	0	0	3	0
38 Chris Gimenez, R (1, 2) OBP: 0.229, SLG: 0.341			F FF 96 F FF 96 B FS 90 B FS 90 S SI 96 2-3 ② K		C FF 96 B FC 85 X FF 96 1-1 ③ P4			F FF 95 F FF 94 B SI 97 X FF 96 1-2 ② L9		3	0	0	0	0	1	0
1 Michael Martinez, S (1, 4) OBP: 0.267, SLG: 0.367			S FF 95 F FS 90 F FF 96 B FS 89 B FS 89 X FF 96 2-2 ③ P5			C FF 94 F FF 95 B FF 95 B FS 90 F FF 96 X FS 89 2-2 12 FC6 1B		F FF 95 B FF 95 B FF 95 B FF 95 C FF 95 F FF 96 T FF 95 3-2 ③ K		3	0	1	0	0	1	0
Inning Stats	R: 0 H: 0 E: 0 LOB: 0 K: 2 BB: 0 S: 12 P: 18	R: 0 H: 0 E: 0 LOB: 0 K: 1 BB: 0 S: 9 P: 13	R: 0 H: 0 E: 0 LOB: 0 K: 2 BB: 0 S: 10 P: 16	R: 0 H: 2 E: 0 LOB: 2 K: 1 BB: 0 S: 9 P: 15	R: 0 H: 0 E: 0 LOB: 0 K: 1 BB: 0 S: 6 P: 7	R: 0 H: 1 E: 0 LOB: 1 K: 0 BB: 0 S: 12 P: 15	R: 0 H: 0 E: 0 LOB: 0 K: 2 BB: 0 S: 8 P: 11	R: 0 H: 0 E: 0 LOB: 0 K: 2 BB: 0 S: 10 P: 15	R: 0 H: 0 E: 0 LOB: 1 K: 2 BB: 0 S: 13 P: 20	1B: 3 SF: 0 2B: 0 SAC: 0 3B: 0 DP: 0 HR: 0 HBP: 1						WP: 0 PA: 31 PB: 0 SB: 0 CS: 0

	AB	30
	R	0
	H	3
	RBI	0
	BB	0
	SO	13
	LOB	10

PITCHER	IP	WLS	BF	H	R	ER	SO	BB	IBB	HBP	BLK	WP	HR	S	P	ERA	WHIP
44 Taijuan Walker, R (1, 1) ERA: 3.48	8.0	W	27	3	0	0	11	0	0	0	1	0	0	76	110	0.00	0.375
50 Nick Vincent, R (9, 1) ERA: 2.08	1.0		4	0	0	0	2	0	0	1	0	0	0	13	20	0.00	0.000

PITCHER	IP	WLS	BF	H	R	ER	SO	BB	IBB	HBP	BLK	WP	HR	S	P	ERA	WHIP

Batter	1	2	3	4	5	6	7	8	9	AB	R	H	RBI	BB	SO	LOB
8 Norichika Aoki, L (1, 8) OBP: 0.321, SLG: 0.315	B FF 95 B SI 96 B FF 95 C SI 96 F FF 96 B SI 96 4-2 23 FC5-4 BB		H CH 88 1-0 7 S HBP		C SI 94 T CH 87 B SI 93 F CH 88 X SI 93 1-2 ② G5-3		F SI 96 B FF 96 B CU 79 C SI 94 X SI 96 2-2 ③ L8			2	0	0	0	1	0	1
7 Seth Smith, L (1, 7) OBP: 0.378, SLG: 0.412	B CH 89 F CH 90 1 SAFE X CH 89 1-1 ① F8		B SI 95 S CH 90 B CH 91 F FF 96 C SI 94 2-3 ① K 1-2		B SI 94 C SI 95 B CU 83 X CH 90 2-1 ③ G3			C FF 94 H SL 86 1-1 22 2B 15 G5-3 HBP		3	1	0	0	0	1	2
22 Robinson Canó, L (1, 4) OBP: 0.347, SLG: 0.563	B SI 96 1 SAFE S SI 94 F SI 94 B FF 97 S CU 85 2-3 ② K		B CH 90 S SI 94 F SI 94 X SI 95 1-2 ② L5			B CU 84 B CH 89 F CH 89 C SI 94 X CU 85 2-2 15 G6-3 1B		B FF 92 C FF 94 X CU 81 1-1 15 G5-3 1-3 2B		4	0	2	0	0	1	2
23 Nelson Cruz, R (1, 10) OBP: 0.378, SLG: 0.544	X CH 89 0-0 ③ FC5-4 1-2f		X SI 95 0-0 ③ G5-3			C SI 94 B SI 93 S SL 86 B SI 95 F SI 96 T CU 85 2-2 ① K		D SL 85 D SL 87 C SL 85 F SI 95 D SL 86 F FF 95 S SL 85 3-3 ① K		4	0	0	0	0	2	5
15 Kyle Seager, L (1, 5) OBP: 0.351, SLG: 0.500		F SI 96 C CU 84 B CU 85 F FF 95 S SL 91 1-3 ① K		B FF 92 C CH 88 C CU 83 X AB 75 1-2 ① G2-3		S CH 89 B SI 94 X CH 89 1-1 ②③ G6-3 1-2f		X CU 80 0-0 ② G5-3 2-3 3-H		4	0	0	1	0	1	2
26 Adam Lind, L (1, 3) OBP: 0.280, SLG: 0.388		B SI 97 B CH 90 X CH 90 2-0 ② G6-3		C FF 93 F CU 83 B SI 94 X CH 88 1-2 ② F9			C SI 92 B CH 89 X CH 87 1-1 ① G1-3	I IN 66 I IN 70 I I 4-0 21 FC6-4 IBB		3	0	0	0	1	0	0
21 Franklin Gutierrez, R (1, 9) OBP: 0.330, SLG: 0.456		C CH 89 B CU 85 B SI 96 X CU 85 2-1 ③ G6-3		C FF 96 B SI 95 B CU 83 F SI 95 S CU 85 2-3 ③ K			C CH 86 S FF 95 S CU 85 0-3 ② K	B FF 94 B FF 94 S SL 85 X SL 84 2-1 ③ FC6-4 1-2f		4	0	0	0	0	2	2
4 Ketel Marte, S (1, 6) OBP: 0.314, SLG: 0.383			F CH 89 B CH 91 F SI 95 X CU 85 1-2 33 HR 1B		X SI 94 0-0 ① P6		B SI 96 F SI 95 F CU 84 B FF 96 B CU 84 X SI 95 3-2 33 S 33 2B 1B			3	2	2	0	0	0	0
33 Chris Iannetta, R (1, 2) OBP: 0.326, SLG: 0.400			1 SAFE 1 SAFE X CH 88 0-0 1-H HR		F SI 95 B CU 83 B CU 83 T SI 93 F CH 90 B SI 95 X SL 88 3-2 HR		B SI 95 C SI 97 B SI 96 S SI 96 F SI 96 F SI 97 F SI 96 B SI 96 X SI 97 3-2 1-H 2B			3	2	3	4	0	0	0
Inning Stats	R: 0 E: 0 K: 1 S: 8 H: 0 LOB: 1 BB: 1 P: 15	R: 0 E: 0 K: 1 S: 7 H: 0 LOB: 0 BB: 0 P: 12	R: 2 E: 0 K: 1 S: 11 H: 2 LOB: 1 BB: 0 P: 16	R: 0 E: 0 K: 1 S: 9 H: 0 LOB: 0 BB: 0 P: 13	R: 1 E: 0 K: 0 S: 11 H: 1 LOB: 0 BB: 0 P: 17	R: 0 E: 0 K: 1 S: 9 H: 1 LOB: 0 BB: 0 P: 14	R: 1 E: 0 K: 1 S: 17 H: 2 LOB: 1 BB: 0 P: 26	R: 1 E: 0 K: 1 S: 10 H: 1 LOB: 2 BB: 1 P: 21		1B: 3 2B: 2 3B: 0 HR: 2	SF: 0 SAC: 0 DP: 1 HBP: 2		WP: 0 PB: 0 SB: 3 CS: 0	PA: 34	

PITCHER		IP	WLS	BF	H	R	ER	SO	BB	IBB	HBP	BLK	WP	HR	S	P	ERA	WHIP
59 Carlos Carrasco, R ERA: 3.48	(1, 1)	6.2	L	26	5	4	4	6	1	0	1	0	0	2	63	99	5.40	0.900
34 Zach McAllister, R ERA: 3.38	(7, 1)	0.1		2	1	0	0	0	0	0	0	0	0	0	9	14	0.00	3.000
62 Joba Chamberlain, R ERA: 2.4	(8, 1)	1.0		6	1	1	1	1	0	1	1	0	0	0	10	21	9.00	1.000

PITCHER	IP	WLS	BF	H	R	ER	SO	BB	IBB	HBP	BLK	WP	HR	S	P	ERA	WHIP

BOTTOM

Cleveland Indians @ Seattle Mariners

Safeco Field, Seattle, WA

Wed Jun 08 2016, 7:11 PM - 9:51 PM PDT

Att. 15,337 - Partly Cloudy - 67 F

livebaseballscorecards.com

AB	30
R	5
H	7
RBI	5
BB	2
SO	7
LOB	14

Cleveland Indians @ Seattle Mariners

Safeco Field, Seattle, WA

Thu Jun 09 2016, 7:12 PM - 10:49 PM PDT

Att. 19,901 - Partly Cloudy - 65 F

livebaseballscorecards.com

Batter	1	2	3	4	5	6	7	8	9	AB	R	H	RBI	BB	SO	LOB
41 Carlos Santana, S (1, 10) OBP: 0.328, SLG: 0.410	C FF 94 B KC 81 S FF 94 B FF 95 B FF 94 F FF 95 B FF 95 4-2 BB	C FF 94 F FF 95 F FF 95 B KC 87 X CH 88 1-2 ③ F8			B FF 94 B FF 93 F FF 93 B FF 93 F FF 93 F FF 93 B FF 94 4-2 12 FC1-4 22 BB 11 1B BB		F SI 95 F SI 96 S SL 87 0-3 ① K	C SI 94 X SI 95 0-1 ② G4-3 2-3		3	1	0	0	2	1	5
22 Jason Kipnis, L (1, 4) OBP: 0.320, SLG: 0.414	C FF 94 1 SAFE F FF 93 B FF 95 F FF 95 1 SAFE B FF 96 F KC 81 F KC 85 2-3 S FF 95 K		B FF 92 X FF 90 1-0 ① F7		B FF 92 B FF 93 B FF 93 B FF 92 4-0 12 FC1-4 1-2 BB		B SI 96 B SI 96 F SI 96 X SI 97 2-1 ② P4	B SI 95 F SI 95 D CH 86 X SI 95 2-1 3-H 1B		4	0	1	1	1	1	2
12 Francisco Lindor, S (1, 6) OBP: 0.358, SLG: 0.440	S FF 93 B FF 93 B FF 92 F KC 81 X FF 93 2-2 ② L7		B CH 86 X FF 93 1-0 ② L7		B CU 74 B FF 94 F FF 93 B FF 94 F FF 94 X FC 89 3-2 ② FC1-4 26 BB 11 1B 1-2f 2-3		C SI 98 X SL 88 0-1 26 1B 1-3 2B	F SI 90 B CH 84 X CH 83 1-1 ③ G5-3		5	0	1	0	0	0	4
26 Mike Napoli, R (1, 3) OBP: 0.306, SLG: 0.493	C FF 93 F FF 94 C KC 84 0-3 ③ K		B FF 93 B FF 93 C FF 93 S FF 93 X FF 94 2-2 P4		B FF 94 B FF 95 B FF 95 D FF 94 4-0 11 1B 1-2 BB		B SI 99 F SI 97 B SI 98 X SI 95 2-1 2-3 3-H 1B		B SI 89 B FF 91 B FF 88 X FF 89 3-0 ① G6-3	4	0	1	1	1	1	1
11 José Ramírez, S (1, 5) OBP: 0.373, SLG: 0.445		C FF 92 B KC 79 X FF 92 1-1 ① F8		C FF 92 B CH 85 B FF 91 B FF 92 C FF 92 S FF 92 3-3 ① K	C FF 94 B CU 75 F FF 94 X CH 84 1-2 ③ 1-2 2-H 3-H 1B		B SI 85 S SI 96 B SI 97 F SI 96 S SI 97 2-3 ③ K		B FF 90 C FF 90 S FF 89 F FF 92 B CU 64 F FF 91 F FF 90 X CH 83 2-2 ② F8	5	0	1	1	0	2	2
8 Lonnie Chisenhall, L (1, 9) OBP: 0.344, SLG: 0.429		X FF 91 0-0 ② F7		B FF 94 C FF 94 F FF 94 B FF 93 F KC 86 F FF 94 F FF 95 F KC 84 X FF 95 2-2 1B		C FF 92 X FC 87 0-1 ① G5-3		X SI 95 0-0 ① L7	C FF 89 X FF 90 0-1 ③ P5	5	0	1	0	0	0	0
20 Rajai Davis, R (1, 7) OBP: 0.325, SLG: 0.406		C FF 93 X KC 82 0-1 38 BB 72 S 1B		X FF 94 0-0 ② F9	B CU 75 C FF 94 F CH 84 B FF 94 X FC 89 2-2 ② G5-3			C SI 94 B CH 84 B SI 95 L SI 95 F CH 85 B CH 85 B SL 87 4-2 72 HR BB		3	1	1	0	1	0	1
72 Tyler Naquin, L (1, 8) OBP: 0.371, SLG: 0.554		1 SAFE 1 SAFE B FF 91 1 SAFE C FF 93 C FF 92 F FF 92 F FF 95 B FF 93 4-2 2 SAFE B KC 83 B KC 81 38 BB 1-2 BB		C FF 93 B FF 92 S FF 93 F FF 92 B FF 93 S FF 94 2-3 ③ K	B FF 93 S FF 94 X FF 93 1-1 ③ F8			C SI 94 1 SAFE F FF 95 X CH 84 0-2 1-H HR		3	1	1	2	1	1	1
38 Chris Gimenez, R (1, 2) OBP: 0.250, SLG: 0.326		B KC 82 B KC 80 B FF 94 B FF 92 4-0 1-2 2-3 BB			F FF 91 S KC 83 F KC 84 S KC 86 0-3 ① K		B SI 96 B SI 95 F SI 94 B SI 98 F SI 94 B SL 85 4-2 12 2B 26 1B BB	B SI 95 B SI 95 S SL 88 C CH 83 F SI 96 B CH 81 X SI 95 3-2 E1 41 G4-3 22 1B		2	2	0	0	2	1	0
Inning Stats	R: 0 E: 0 K: 2 S: 15 H: 0 LOB: 1 BB: 1 P: 23	R: 0 E: 0 K: 0 S: 13 H: 1 LOB: 3 BB: 2 P: 23	R: 0 E: 0 K: 0 S: 5 H: 0 LOB: 0 BB: 0 P: 9	R: 0 E: 0 K: 2 S: 15 H: 1 LOB: 1 BB: 0 P: 22	R: 1 E: 0 K: 1 S: 13 H: 1 LOB: 2 BB: 3 P: 29	R: 0 E: 0 K: 0 S: 7 H: 0 LOB: 0 BB: 0 P: 10	R: 1 E: 0 K: 2 S: 14 H: 2 LOB: 2 BB: 1 P: 24	R: 3 E: 1 K: 0 S: 17 H: 2 LOB: 1 BB: 1 P: 27	R: 0 E: 0 K: 0 S: 9 H: 0 LOB: 0 BB: 0 P: 14	1B: 5 2B: 1 3B: 0 HR: 1 SF: 0 SAC: 0 DP: 0 HBP: 0						

	AB	34
	R	5
	H	7
	RBI	5
	BB	8
	SO	7
	LOB	16

WP: 0 PB: 0 SB: 1 CS: 0 PA: 42

PITCHER		IP	WLS	BF	H	R	ER	SO	BB	IBB	HBP	BLK	WP	HR	S	P	ERA	WHIP
13 Nate Karns, R ERA: 4.09	(1, 1)	4.1		20	2	1	1	5	5	0	0	0	0	0	55	92	2.08	1.615
37 Mike Montgomery, L ERA: 2.12	(5, 1)	1.2		6	1	0	0	0	1	0	0	0	0	0	13	24	0.00	1.200
39 Edwin Díaz, R ERA: 4.5	(7, 1)	1.0		6	2	1	1	2	1	0	0	0	0	0	14	24	9.00	3.000
53 Joaquín Benoit, R ERA: 4.63	(8, 1)	0.2	L	6	2	3	2	0	1	0	0	0	0	1	15	24	27.00	4.500
38 Vidal Nuño, L ERA: 1.8	(8, 1)	0.1		1	0	0	0	0	0	0	0	0	0	0	2	3	0.00	0.000

PITCHER		IP	WLS	BF	H	R	ER	SO	BB	IBB	HBP	BLK	WP	HR	S	P	ERA	WHIP
52 Steve Johnson, R ERA: 2.93	(9, 1)	1.0		3	0	0	0	0	0	0	0	0	0	0	9	14	0.00	0.000

BOTTOM

Cleveland Indians @ Seattle Mariners

Safeco Field, Seattle, WA

Thu Jun 09 2016, 7:12 PM - 10:49 PM PDT

Att. 19,901 - Partly Cloudy - 65 F

livebaseballscorecards.com

Batter	1	2	3	4	5	6	7	8	9	AB	R	H	RBI	BB	SO	LOB
8 Norichika Aoki, L (1, 8) OBP: 0.322, SLG: 0.317	C SI 87 F FC 87 B FC 87 S FC 87 1-3 K ①		B SI 89 X SI 89 1-0 G3 ②		C CH 82 X SI 89 0-1 7 FC5-6 1B		B CH 82 S SI 90 F SI 90 F SI 92 F CU 78 X SI 91 1-2 FC6-4 1-2f ③		F FF 96 X FF 95 0-1 7 1B 1B	5	0	2	0	0	1	1
7 Seth Smith, L (1, 7) OBP: 0.378, SLG: 0.412	F FC 87 B CU 75 X FC 86 1-1 L3 ②		B SI 85 B CH 83 B FC 88 C FF 89 C FF 89 X FF 90 3-2 22 2B 1B		C FC 86 1 SAFE 1 SAFE 1 SAFE F FC 86 X SI 88 0-2 FC5-6 1-2f ③			C SL 83 C FC 95 B FC 94 F SL 82 B FC 95 B FC 95 X FC 95 3-2 G6-3 ①	F FF 95 F FF 95 X KC 85 0-2 1-3 1B	5	0	2	0	0	0	1
22 Robinson Canó, L (1, 4) OBP: 0.352, SLG: 0.592	C FF 89 B CU 77 B FC 87 X FC 87 2-1 HR		C FF 90 1 SAFE B SI 89 F CH 83 1 SAFE B SI 90 X CU 75 2-2 1-3 2B			S CU 75 B SI 88 X CH 83 1-1 F8 ①		B FC 95 X SL 82 1-0 HR	B FF 95 C FF 95 B FF 94 B FF 95 C KC 85 S KC 85 3-3 K2-3 ③	5	2	3	2	0	1	2
23 Nelson Cruz, R (1, 9) OBP: 0.376, SLG: 0.539	C CU 77 X FC 87 0-1 15 2B 1B		B FC 87 B FC 86 S FC 86 X FC 86 2-1 F9 ③			C FF 88 B CU 77 X FC 86 1-1 G6-3 ②		B FC 95 B FC 94 C FC 95 F SL 82 S FC 95 2-3 K ②		4	0	1	0	0	1	2
15 Kyle Seager, L (1, 10) OBP: 0.353, SLG: 0.504	C FF 89 1 SAFE B FC 87 1 SAFE F FF 88 F FF 90 B FC 87 1 SAFE B FF 90 3-2 X FF 88 1-H 2B ③			F FC 86 B CU 75 B CH 84 X SI 89 2-1 F7 ①		C CH 84 X FC 87 0-1 F9 ③		F FC 93 B FC 95 X FC 95 1-1 26 BB 1B		4	0	2	0	0	0	0
26 Adam Lind, L (1, 3) OBP: 0.285, SLG: 0.406 36 Shawn O'Malley, S (8, PR) OBP: 0.200, SLG: 0.256 (9, 5)		C FF 88 S CU 75 B CU 75 F CH 84 F SI 90 B FF 88 X CU 78 2-2 G6-3 ①		C SI 88 X CH 84 0-1 G6-3 ②			X CH 82 0-0 HR	B FC 95 B FC 94 B FC 94 C FC 94 B FC 95 4-1 1-2 BB		3	1	1	1	1	0	0
4 Ketel Marte, S (1, 6) OBP: 0.313, SLG: 0.380		C SI 89 X SI 86 0-1 1B ②		B FC 87 C SI 88 S FC 87 X SI 89 1-2 G6-3 ③			C CU 74 X SI 88 0-1 P6 ①	S FF 95 S FF 96 1 SAFE B FF 96 X FF 96 1-2 G4-3 ③		4	0	1	0	0	0	2
33 Chris Iannetta, R (1, 2) OBP: 0.324, SLG: 0.396		C SI 90 C CU 78 F FC 87 F SI 90 B CU 78 B CU 78 S FF 90 2-3 K ③			B SI 88 B FF 88 C FC 86 C SI 88 S FC 86 2-3 K ①		B SI 89 S FF 87 C FF 89 X FC 87 1-2 8 FC6-4 1B		F FF 95 B FF 95 B KC 85 B FF 96 X FF 96 3-1 G5-3 ①	4	0	1	0	0	2	0
16 Luis Sardinas, S (1, 5) OBP: 0.215, SLG: 0.286 10 Dae-Ho Lee, R (9, 3) OBP: 0.333, SLG: 0.535			C SI 89 X SI 90 0-1 G6-3 ①		B CH 82 F FC 86 B CH 83 S FC 86 F FF 88 B CU 77 F FC 86 F SI 88 F FC 87 3-3 C SI 88 K ②		F SI 90 F SI 90 F SI 90 S SI 91 0-3 K ②		B KC 86 C FF 95 B FF 96 B FF 95 F FF 95 S FF 95 3-3 K ②	3	0	0	0	0	2	1
										1	0	0	0	0	1	0
Inning Stats	R: 1 E: 0 K: 1 S: 13 H: 3 LOB: 2 BB: 0 P: 20	R: 0 E: 0 K: 1 S: 12 H: 1 LOB: 0 BB: 0 P: 16	R: 0 E: 0 K: 0 S: 11 H: 2 LOB: 2 BB: 0 P: 19	R: 0 E: 0 K: 0 S: 7 H: 0 LOB: 0 BB: 0 P: 10	R: 0 E: 0 K: 2 S: 15 H: 1 LOB: 1 BB: 0 P: 20	R: 0 E: 0 K: 0 S: 6 H: 0 LOB: 0 BB: 0 P: 8	R: 1 E: 0 K: 1 S: 15 H: 2 LOB: 1 BB: 0 P: 17	R: 1 E: 0 K: 1 S: 14 H: 2 LOB: 2 BB: 1 P: 26	R: 0 E: 0 K: 2 S: 13 H: 2 LOB: 2 BB: 0 P: 22	1B: 8 2B: 2 3B: 0 HR: 3 SF: 0 SAC: 0 DP: 0 HBP: 0						

	AB	38
	R	3
	H	13
	RBI	3
	BB	1
	SO	8
	LOB	9

WP: 0 PA: 39
PB: 0
SB: 0
CS: 0

PITCHER		IP	WLS	BF	H	R	ER	SO	BB	IBB	HBP	BLK	WP	HR	S	P	ERA	WHIP
43 Josh Tomlin, R ERA: 3.48	(1, 1)	6.1		26	9	2	2	4	0	0	0	0	0	2	70	100	2.84	1.421
61 Dan Otero, R ERA: 0.73	(7, 1)	0.2	W	2	0	0	0	1	0	0	0	0	0	0	9	10	0.00	0.000
27 Bryan Shaw, R ERA: 4.88	(8, 1)	0.2	H	5	2	1	1	1	1	0	0	0	0	1	11	22	13.50	4.500
37 Cody Allen, R ERA: 3.38	(8, 1)	1.1	S	6	2	0	0	2	0	0	0	0	0	0	16	26	0.00	1.500

PITCHER	IP	WLS	BF	H	R	ER	SO	BB	IBB	HBP	BLK	WP	HR	S	P	ERA	WHIP

Batter	1	2	3	4	5	6	7	8	9	AB	R	H	RBI	BB	SO	LOB
20 Rajai Davis, R (1, 8) OBP: 0.322, SLG: 0.406	C SI 90 B SI 91 S SI 90 C SI 93 1-3 ① K	B CH 81 X SI 89 1-0 ③ 22 1B, 12 SF8, 1-3 2B	F FF 90 D CH 81 B CH 79 B FF 90 X FF 91 3-1 ③ P6			1 SAFE B CH 80 D SL 85 C FF 92 1 SAFE C SI 91 S CH 81 2-3 ②③ K, 1-2			B FF 92 X FF 91 1-0 ③ F8	5	1	1	0	0	2	2
22 Jason Kipnis, L (1, 4) OBP: 0.327, SLG: 0.419	B SI 91 X SI 92 1-0 26 2B, 1B	C FC 82 X SI 93 0-1 26 BB, 2-3 3-H 1B		B FF 89 F FF 90 B FF 90 F CH 80 X FF 91 2-2 ① G2-3			B SL 80 C SL 83 F FF 92 F FF 92 X FF 93 1-2 12 G6-4-3, 1B			4	1	3	1	0	0	0
12 Francisco Lindor, S (1, 6) OBP: 0.352, SLG: 0.434	B CH 83 C CH 83 S CH 82 D CH 83 F SL 81 1 SAFE S SI 91 2-3 ② K	D CH 83 F CH 84 B SI 93 F SI 91 X SI 93 2-2 ① SF8, 3-H		C CH 79 S CU 78 B CH 80 X CH 81 1-2 ② P5			C FF 90 X FF 92 0-1 ①② G6-4-3, 1-2f			3	0	0	1	0	1	2
26 Mike Napoli, R (1, 3) OBP: 0.309, SLG: 0.495	B SI 92 B SI 90 C CH 84 F CH 83 1 SAFE X SL 81 2-2 41 2B, 1-H 2B	D SI 92 B SI 92 B SI 92 S SI 92 B SI 92 4-1 1-2 BB		B FF 91 B FF 91 S FF 90 C FF 90 C FF 90 2-3 ③ K			B SI 92 F FF 91 B FF 92 S SI 90 F CH 81 S CH 81 2-3 ③ K			3	1	1	1	1	2	0
41 Carlos Santana, S (1, 10) OBP: 0.327, SLG: 0.412	S SI 92 B CH 84 X CH 84 1-1 11 1B, 2-H 2B	B CH 79 C CH 79 C FF 89 B CH 80 B CH 79 F FF 90 X FF 90 3-2 ② P4			B FF 94 X FF 94 1-0 ① F8			F FF 92 C FF 91 B KC 84 F FF 92 F FF 92 B CH 86 S CH 87 2-3 ① K		4	1	1	1	0	1	2
11 José Ramírez, S (1, 7) OBP: 0.371, SLG: 0.441	C SI 93 T SI 93 X SI 93 0-2 4 S, 4 E, 2-H 1B	B CH 80 S CH 80 X CH 80 1-1 ③ L9			B FF 95 B FF 96 F FF 96 X FF 96 2-1 ② G3			C CH 84 X FF 92 0-1 ② F7		4	1	1	1	0	0	2
4 Juan Uribe, R (1, 5) OBP: 0.284, SLG: 0.309	C SI 92 D SL 77 B SI 92 S CH 82 F SI 91 B SI 91 X CH 84 3-2 E5, 2-H		B CH 80 C FF 90 B FF 90 T CH 79 X FF 91 2-2 1B		X FF 96 0-0 ③ G3			B FF 92 C KC 82 X FF 92 1-1 ③ G6-3		4	0	1	0	0	0	0
10 Yan Gomes, R (1, 2) OBP: 0.208, SLG: 0.356	B CH 82 D CH 83 C CH 81 F SI 93 F SI 92 B CH 82 F CH 84 F CH 83 X SI 92 3-2 ③ F7		X CH 79 0-0 ① L9			C SI 91 F SL 88 F CH 81 S CH 82 0-3 ① K			F FF 91 X SL 85 0-1 ① G6-3	4	0	0	0	0	1	2
1 Michael Martinez, S (1, 9) OBP: 0.294, SLG: 0.382		X SI 91 0-0 20 2B, 22 1B, 1B	B FF 91 B FF 90 S CH 80 X FF 90 2-1 ② P5			C SL 86 X CH 81 0-1 20 CS, 1B			S CH 87 S FF 92 B CU 75 X CH 86 1-2 ② P4	4	1	2	0	0	0	1
Inning Stats	R: 4 E: 1 K: 2 S: 26 H: 4 LOB: 1 BB: 0 P: 39	R: 2 E: 0 K: 0 S: 14 H: 3 LOB: 2 BB: 1 P: 25	R: 0 E: 0 K: 0 S: 8 H: 1 LOB: 1 BB: 0 P: 15	R: 0 E: 0 K: 1 S: 9 H: 0 LOB: 0 BB: 0 P: 14	R: 0 E: 0 K: 0 S: 4 H: 0 LOB: 0 BB: 0 P: 7	R: 0 E: 0 K: 2 S: 9 H: 1 LOB: 1 BB: 0 P: 11	R: 0 E: 0 K: 1 S: 10 H: 1 LOB: 0 BB: 0 P: 13	R: 0 E: 0 K: 1 S: 9 H: 0 LOB: 0 BB: 0 P: 12	R: 0 E: 0 K: 0 S: 6 H: 0 LOB: 0 BB: 0 P: 8	1B: 7 2B: 4 3B: 0 HR: 0	SF: 1 SAC: 0 DP: 2 HBP: 0					

TOP

Cleveland Indians @ Los Angeles Angels

Angel Stadium of Anaheim, Anaheim, CA

Fri Jun 10 2016, 7:10 PM - 9:43 PM PDT

Att. 39,487 - Partly Cloudy - 70 F

livebaseballscorecards.com

AB	35
R	6
H	10
RBI	5
BB	1
SO	7
LOB	11

PITCHER		IP	WLS	BF	H	R	ER	SO	BB	IBB	HBP	BLK	WP	HR	S	P	ERA	WHIP
53 Héctor Santiago, L ERA: 5.64	(1, 1)	1.1	L	13	7	6	5	2	1	0	0	0	0	0	34	54	33.75	6.000
54 Deolis Guerra, R ERA: 3.27	(2, 1)	2.2		9	1	0	0	1	0	0	0	0	0	0	23	39	0.00	0.375
68 Cam Bedrosian, R ERA: 1.71	(5, 1)	1.0		3	0	0	0	0	0	0	0	0	0	0	4	7	0.00	0.000
48 Jose Alvarez, L ERA: 4.8	(6, 1)	2.0		6	2	0	0	3	0	0	0	0	0	0	19	24	0.00	1.000
59 Fernando Salas, R ERA: 3.49	(8, 1)	1.0		3	0	0	0	1	0	0	0	0	0	0	9	12	0.00	0.000

PITCHER		IP	WLS	BF	H	R	ER	SO	BB	IBB	HBP	BLK	WP	HR	S	P	ERA	WHIP
46 Cory Rasmus, R ERA: 5.48	(9, 1)	1.0		3	0	0	0	0	0	0	0	0	0	0	6	8	0.00	0.000

1B: 7	SF: 1	WP: 0	PA: 37		
2B: 4	SAC: 0	PB: 0			
3B: 0	DP: 2	SB: 1			
HR: 0	HBP: 0	CS: 1			

Batter	1	2	3	4	5	6	7	8	9	AB	R	H	RBI	BB	SO	LOB
6 Yunel Escobar, R (1, 5) OBP: 0.361, SLG: 0.419	C SI 90 B SI 93 B SL 88 X FF 93 2-1 56 G4-3 27 G3-1 2B		X SI 94 0-0 ② G4-3			B SL 89 B SI 94 X SI 93 2-0 56 1B 27 WP 1B		C SL 89 B CH 87 F CH 87 B CU 83 C SI 94 2-3 ③ K		4	2	2	0	0	1	0
56 Kole Calhoun, L (1, 9) OBP: 0.374, SLG: 0.458	X SI 93 0-0 ① G4-3 2-3		C SI 93 F CH 86 F FF 94 S CU 84 0-3 ③ K			X SL 90 0-0 27 WP 1-3 1B			X FF 91 0-0 ① P5	4	0	1	0	0	1	1
27 Mike Trout, R (1, 8) OBP: 0.404, SLG: 0.542	D SI 93 F SI 93 F CU 83 B FF 94 X SL 89 2-2 ② G3-1 3-H			F FF 92 X CH 87 0-1 ① G5-3		B FF 94 F SI 93 B CH 87 C CU 85 B FF 93 X CU 85 3-2 ② G5-3 1-2 3-H			C SI 92 F CU 85 C SI 95 0-3 ② K	4	0	0	1	0	1	1
5 Albert Pujols, R (1, 10) OBP: 0.313, SLG: 0.415	C SI 92 B CH 88 X SI 94 1-1 ③ G5-3			C SI 93 B CU 85 B CU 85 X SI 93 2-1 ② F8		X SL 90 0-0 ③ G6-3			C SL 88 B SI 93 T CU 83 B SI 94 F CU 84 X SI 94 2-2 ③ G3	4	0	0	0	0	0	1
19 Jefry Marte, R (1, 3) OBP: 0.357, SLG: 0.778		C SI 92 B SI 93 S SL 90 B SI 94 X SI 95 2-2 ① G4-3		S SL 89 B SL 89 B SI 93 B SI 92 X SI 94 3-1 ③ L9			C SI 92 B SI 94 B CU 82 X SI 93 2-1 ① G6-3			3	0	0	0	0	0	0
12 Johnny Giavotella, R (1, 4) OBP: 0.279, SLG: 0.341		B SL 89 B SI 94 B SI 94 B SI 92 4-0 58 BLK BB			B SI 90 C SI 92 X CU 83 1-1 ① F9		S SL 87 S SL 88 B SL 89 X CU 84 1-2 ② F7			2	0	0	0	1	0	0
39 Rafael Ortega, L (1, 7) OBP: 0.273, SLG: 0.303		C FF 93 S CH 87 B SI 94 S SL 90 1-3 ② K			F CH 87 B FF 93 C SI 93 F CU 84 X SI 94 1-2 ② F8		C SI 93 B SL 88 F FF 92 B SI 88 B CU 83 F FF 94 X SL 89 3-2 ③ F9			3	0	0	0	0	1	1
58 Carlos Pérez, R (1, 2) OBP: 0.234, SLG: 0.296		C SL 89 F SI 93 S CU 84 0-3 ③ K 1-2			F SL 89 C SI 93 S CU 84 0-3 ③ K			B SI 92 S SI 92 B SL 89 C SI 93 B CU 84 X SI 93 3-2 ① L9		3	0	0	0	0	2	1
8 Gregorio Petit, R (1, 6) OBP: 0.315, SLG: 0.407			B SI 91 C SL 90 C SI 93 S CU 84 1-3 ① K			B CU 82 B SI 93 F SL 87 S SI 93 S CU 85 2-3 ① K		B SI 92 X SL 89 1-0 ② G5-3		3	0	0	0	0	2	0
Inning Stats	R: 1 E: 0 K: 0 S: 8 H: 1 LOB: 0 BB: 0 P: 13	R: 0 E: 0 K: 2 S: 9 H: 0 LOB: 1 BB: 1 P: 16	R: 0 E: 0 K: 2 S: 8 H: 0 LOB: 0 BB: 0 P: 9	R: 0 E: 0 K: 0 S: 6 H: 0 LOB: 0 BB: 0 P: 11	R: 0 E: 0 K: 1 S: 9 H: 0 LOB: 0 BB: 0 P: 11	R: 1 E: 0 K: 1 S: 9 H: 2 LOB: 1 BB: 0 P: 16	R: 0 E: 0 K: 0 S: 9 H: 0 LOB: 0 BB: 0 P: 15	R: 0 E: 0 K: 1 S: 7 H: 0 LOB: 0 BB: 0 P: 13	R: 0 E: 0 K: 1 S: 8 H: 0 LOB: 0 BB: 0 P: 10	1B: 2 2B: 1 3B: 0 HR: 0 SF: 0 SAC: 0 DP: 0 HBP: 0						

PITCHER	IP	WLS	BF	H	R	ER	SO	BB	IBB	HBP	BLK	WP	HR	S	P	ERA	WHIP
28 Corey Kluber, R (1, 1) ERA: 3.65	9.0	W	31	3	2	2	8	1	0	0	1	1	0	73	114	2.00	0.444

PITCHER	IP	WLS	BF	H	R	ER	SO	BB	IBB	HBP	BLK	WP	HR	S	P	ERA	WHIP

BOTTOM

Cleveland Indians @ Los Angeles Angels

Angel Stadium of Anaheim, Anaheim, CA

Fri Jun 10 2016, 7:10 PM - 9:43 PM PDT

Att. 39,487 - Partly Cloudy - 70 F

livebaseballscorecards.com

AB	30
R	2
H	3
RBI	1
BB	1
SO	8
LOB	5

Batter	1	2	3	4	5	6	7	8	9	AB	R	H	RBI	BB	SO	LOB
20 Rajai Davis, R (1, 7) OBP: 0.316, SLG: 0.398	C FF 92 F SL 81 B CH 86 X CH 86 1-2 G3-1		C FF 93 F FF 93 B FF 93 X CH 86 1-2 E5 22 S			B SL 82 F SI 89 S CH 84 S CH 86 1-3 K		X CH 84 0-0 F9		4	0	0	0	0	1	0
22 Jason Kipnis, L (1, 4) OBP: 0.322, SLG: 0.413	C FF 94 C SI 94 S FF 94 0-3 K		B CH 84 C CH 83 2 SAFE B SI 92 X FF 92 2-1 F7 2-3			B SI 91 S FF 91 B FF 91 X FF 91 2-1 F8			B SI 86 C SI 87 B SI 88 X SI 87 2-1 P6	4	0	0	0	0	1	1
11 José Ramírez, S (1, 6) (9, 5) OBP: 0.373, SLG: 0.442	B CH 86 B FF 94 F FF 94 C FF 94 C SI 94 2-3 K			C CH 82 C CH 84 X CH 85 0-2 41 S 1B		C FF 91 X CH 86 0-1 G6-3			C SI 88 X CH 80 0-1 26 1B 41 1B 1B	4	1	2	0	0	1	0
26 Mike Napoli, R (1, 3) OBP: 0.313, SLG: 0.495		F CH 83 S CH 85 B CH 87 B SI 87 S FF 94 2-3 K		1 SAFE 1 SAFE 1 SAFE F SI 92 S CH 85 D CH 84 1 SAFE F FF 93 F SI 92 2-2 P PO 88 1 SAFE F CH 84 X SL 80 F7			B CH 84 C CH 83 X CH 84 1-1 8 F7-5 41 BB 1B		C SL 82 B SL 81 D SL 83 S SI 89 F SL 84 F SL 83 X SL 83 2-2 41 1B 8 SF7 1-2 1B	4	1	2	0	0	1	1
41 Carlos Santana, S (1, 10) OBP: 0.333, SLG: 0.420		B SI 93 B CH 85 S FF 94 X FF 94 2-1 2B		S CH 84 D CH 85 B SI 92 B CH 84 S CH 83 S SI 92 3-3 K 1-2			B SI 90 D CH 84 B SI 90 B SI 91 4-0 8 F7-5 1-2 BB		B SI 88 S CH 81 X CH 81 1-1 12 BB 72 1B 1-3 2-H 1B	3	1	2	1	1	1	1
8 Lonnie Chisenhall, L (1, 9) OBP: 0.333, SLG: 0.418		F SI 92 F SI 94 B FF 94 X SI 95 1-2 F7		S SI 93 F SI 92 B SI 92 S CH 85 1-3 K			X SI 91 0-0 F7-5 1-2 2-3		S SI 89 X SI 89 0-1 SF7 3-H	3	0	0	1	0	1	4
4 Juan Uribe, R (1, 5) OBP: 0.279, SLG: 0.303 12 Francisco Lindor, S (9, PH) OBP: 0.355, SLG: 0.434 (9, 6)		S CH 86 F CH 86 S CH 86 0-3 K			B CH 82 S CH 82 B FF 92 S CH 83 S FF 85 2-3 K2-3		X SI 90 0-0 F8		B CH 81 S SI 88 S SI 89 B SI 89 F SI 88 D CH 82 F SI 89 B SI 90 4-2 72 1B 1-2 BB	3 0	0 0	0 0	0 0	0 1	2 0	2 0
72 Tyler Naquin, L (1, 8) OBP: 0.366, SLG: 0.540			C FF 91 F SI 93 B CH 86 X SI 93 1-2 G4-3		B CH 83 F FF 91 S FF 91 F CH 86 F FF 93 F SI 93 S CH 85 1-3 K			C SI 88 F CH 84 B FF 90 S CH 85 1-3 K	B CH 80 X CH 79 1-0 1-3 2-H 1B	4	0	1	1	0	2	0
38 Chris Gimenez, R (1, 2) OBP: 0.241, SLG: 0.313 1 Michael Martinez, S (8, PH) OBP: 0.286, SLG: 0.371 10 Yan Gomes, R (8, 2) OBP: 0.207, SLG: 0.354			C FF 94 X FF 94 0-1 G4-3		C FF 92 C SI 89 B CH 85 B CH 86 S CH 84 2-3 K			M CH 81 B CH 85 B SI 91 X CH 83 2-1 G3	X FF 92 0-0 P5	2 1 1	0 0 0	0 0 0	0 0 0	0 0 0	1 0 0	0 0 2
Inning Stats	R: 0 E: 0 K: 2 S: 9 H: 0 LOB: 0 BB: 0 P: 12	R: 0 E: 0 K: 2 S: 11 H: 1 LOB: 1 BB: 0 P: 16	R: 0 E: 1 K: 0 S: 10 H: 0 LOB: 1 BB: 0 P: 14	R: 0 E: 0 K: 2 S: 16 H: 1 LOB: 1 BB: 0 P: 21	R: 0 E: 0 K: 3 S: 12 H: 0 LOB: 0 BB: 0 P: 17	R: 0 E: 0 K: 1 S: 7 H: 0 LOB: 0 BB: 0 P: 10	R: 0 E: 0 K: 0 S: 4 H: 1 LOB: 1 BB: 1 P: 9	R: 0 E: 0 K: 1 S: 6 H: 0 LOB: 0 BB: 0 P: 9	R: 3 E: 0 K: 0 S: 19 H: 4 LOB: 2 BB: 1 P: 29	1B: 6 2B: 2 3B: 0 HR: 0 SF: 1 SAC: 0 DP: 1 HBP: 0						

PITCHER		IP	WLS	BF	H	R	ER	SO	BB	IBB	HBP	BLK	WP	HR	S	P	ERA	WHIP
52 Matt Shoemaker, R ERA: 4.76	(1, 1)	8.0		28	3	0	0	11	1	0	0	0	0	0	75	108	0.00	0.500
16 Huston Street, R ERA: 3.09	(9, 1)	0.2	B	7	4	3	3	0	1	0	0	0	0	0	18	28	40.50	7.500
59 Fernando Salas, R ERA: 3.45	(9, 1)	0.1	W	1	0	0	0	0	0	0	0	0	0	0	1	1	0.00	0.000

PITCHER	IP	WLS	BF	H	R	ER	SO	BB	IBB	HBP	BLK	WP	HR	S	P	ERA	WHIP

TOP

Cleveland Indians @ Los Angeles Angels

Angel Stadium of Anaheim, Anaheim, CA

Sat Jun 11 2016, 7:10 PM - 10:07 PM PDT

Att. 38,296 - Cloudy - 65 F

livebaseballscorecards.com

AB	33
R	3
H	7
RBI	3
BB	2
SO	11
LOB	11

WP: 0	PA:	36
PB: 0		
SB: 2		
CS: 0		

Batter	1	2	3	4	5	6	7	8	9	AB	R	H	RBI	BB	SO	LOB
6 Yunel Escobar, R (1, 5) OBP: 0.362, SLG: 0.416	X SI 92 0-0 ① L8		B CH 84 C SI 92 B CH 85 B FC 88 X SI 94 3-1 ③ G4-3		X CH 85 0-0 ③ F9		B KC 78 B CH 87 C SI 94 B SI 95 F SI 94 B SI 94 4-2 56 1B BB		B FC 94 B FC 93 F FC 94 F FC 93 X SL 82 2-2 1-2 2-H 1B	4	0	1	1	1	0	2
56 Kole Calhoun, L (1, 9) OBP: 0.372, SLG: 0.454	C SI 92 X CH 86 0-1 ② G3			B SI 91 F SI 92 X CH 86 1-1 ① P6		B KC 74 F SI 92 S FF 94 B KC 79 F CH 87 X FC 90 2-2 ① L6	X SI 93 0-0 1-3 2-H 3-H 1B			4	0	1	2	0	0	0
27 Mike Trout, R (1, 8) OBP: 0.406, SLG: 0.541	B SI 93 B SI 92 C CH 87 F SI 92 F KC 79 C SI 95 2-3 ③ K			S CH 86 X SI 93 0-1 E9 19 2B 1B		C CH 87 X KC 78 0-1 5 1B 1B	C FF 95 F SI 94 D KC 81 B SI 96 S SI 95 2-3 ③ K			4	1	2	0	0	2	2
5 Albert Pujols, R (1, 3) OBP: 0.316, SLG: 0.416		B FF 93 C KC 74 B FC 89 C FC 88 X SI 92 2-2 19 G6-4-3 1B		C FF 94 X FC 90 0-1 ② F9		1 SAFE 1 SAFE S FF 95 1 SAFE S SI 95 X SI 96 0-2 19 L5-3 1-3 1B		C FF 94 B KC 76 F FC 91 B KC 80 X SI 94 2-2 ① G4-3		4	0	2	0	0	0	1
19 Jefry Marte, R (1, 10) OBP: 0.344, SLG: 0.742		B CH 85 F FF 91 B CH 86 F SI 92 F CH 87 F SI 93 X SI 94 2-2 ①② G6-4-3 1-2f		B FC 90 X FF 94 1-0 2-H 2B		X FC 88 0-0 ②③ L5-3 1-1		B CH 87 B SI 96 F FC 89 C FF 96 S KC 78 2-3 ② K		4	0	1	1	0	1	3
37 Todd Cunningham, S (1, 7)		B KC 74 X FF 92 1-0 ③ P6		B CH 86 C SI 93 B FF 94 X CH 86 2-1 ③ L8			B FC 88 X CH 84 1-0 ① L3	C FF 95 X CH 89 0-1 ③ G5-3		4	0	0	0	0	0	1
12 Johnny Giavotella, R (1, 4) OBP: 0.280, SLG: 0.341 23 Brendan Ryan, R (8, 6) OBP: 0.077, SLG: 0.077			B FF 91 S FC 88 X SI 91 1-1 ① G5-3		C FF 93 B KC 75 C CH 86 B KC 79 X SI 93 2-2 ① P4		C FF 94 B FC 89 B FC 88 X SI 93 2-1 47 1B 56 1B 1B		B FC 94 C FC 93 C SL 81 B FC 94 B FC 94 X FC 94 3-2 47 SH1-4 6 1B 1B	3 1	1 1	1 1	0 0	0 0	0 0	0 0
47 Jett Bandy, R (1, 2) OBP: 0.316, SLG: 0.412			B FC 87 X FF 93 1-0 ② P5		B FC 89 B FC 90 X FF 94 2-0 E3 8 G5-3		1 SAFE X SI 94 0-0 8 G1-3 56 1B 1-3 1B		X FC 94 0-0 ① SH1-4 1-2	3	1	1	0	0	0	0
8 Gregorio Petit, R (1, 6) OBP: 0.323, SLG: 0.404 (8, 4)			C FF 93 X SI 92 0-1 1B		1 SAFE S CH 85 X KC 75 0-1 ② G5-3 1-2		C CH 87 L KC 77 B SI 96 X KC 79 1-2 ② G1-3 1-2		B SL 82 B FC 94 C FC 94 B FC 93 B FC 92 4-1 6 1B BB	3	0	1	0	1	0	3
Inning Stats	R: 0 E: 0 K: 1 S: 7 H: 0 LOB: 0 BB: 0 P: 9	R: 0 E: 0 K: 0 S: 9 H: 1 LOB: 0 BB: 0 P: 14	R: 0 E: 0 K: 0 S: 7 H: 1 LOB: 1 BB: 0 P: 12	R: 1 E: 1 K: 0 S: 9 H: 2 LOB: 1 BB: 0 P: 13	R: 0 E: 1 K: 0 S: 7 H: 0 LOB: 1 BB: 0 P: 11	R: 0 E: 0 K: 0 S: 10 H: 2 LOB: 1 BB: 0 P: 12	R: 2 E: 0 K: 1 S: 13 H: 3 LOB: 2 BB: 1 P: 23	R: 0 E: 0 K: 1 S: 8 H: 0 LOB: 0 BB: 0 P: 12	R: 1 E: 0 K: 0 S: 8 H: 2 LOB: 2 BB: 1 P: 17	1B: 10 2B: 2 3B: 0 HR: 0	SF: 0 SAC: 1 DP: 2 HBP: 0	WP: 0 PB: 0 SB: 0 CS: 0	PA: 37				

BOTTOM

Cleveland Indians @ Los Angeles Angels

Angel Stadium of Anaheim, Anaheim, CA

Sat Jun 11 2016, 7:10 PM - 10:07 PM PDT

Att. 38,296 - Cloudy - 65 F

livebaseballscorecards.com

AB	34
R	4
H	11
RBI	4
BB	2
SO	3
LOB	12

PITCHER		IP	WLS	BF	H	R	ER	SO	BB	IBB	HBP	BLK	WP	HR	S	P	ERA	WHIP
47 Trevor Bauer, R ERA: 3.69	(1, 1)	8.0		33	9	3	2	3	1	0	0	0	0	0	70	106	2.25	1.250
27 Bryan Shaw, R ERA: 5.18	(9, 1)	0.1	L	4	2	1	1	0	1	0	0	0	0	0	8	17	27.00	9.000

PITCHER	IP	WLS	BF	H	R	ER	SO	BB	IBB	HBP	BLK	WP	HR	S	P	ERA	WHIP

Batter	1	2	3	4	5	6	7	8	9	AB	R	H	RBI	BB	SO	LOB
20 Rajai Davis, R (1, 7) OBP: 0.323, SLG: 0.397	F FF 92 C FF 91 S SL 78 0-3 K	1 SAFE X CH 81 0-0 11 BB 12 1B 1-2 1B		B SL 80 F SL 78 S CH 70 B CH 70 B CH 70 H FF 91 4-2 HBP			F SL 86 B SL 86 B FF 90 F SI 90 B FF 91 F SI 91 B CH 80 4-2 11 FC4-6 BB	F CH 80 F FF 90 F CU 79 B FF 90 X CH 80 1-2 F8		3	1	1	0	1	1	2
11 José Ramírez, S (1, 4) OBP: 0.369, SLG: 0.432	C FF 91 S SL 80 F FF 93 X FF 93 0-2 G5-3	B FC 89 B FF 89 C FF 90 D SL 80 F FF 91 B FF 92 4-2 12 1B 1-2 2-3 BB		1 SAFE C CH 73 C FF 90 1 SAFE 1 SAFE B CH 72 S CH 73 1-3 K			C SI 90 X CH 79 0-1 FC4-6 12 G1-3 26 1B 1-2f		S FF 90 B FF 91 B FF 91 C CH 85 F FF 91 F FF 91 X CH 86 2-2 L9	4	1	0	0	1	1	2
12 Francisco Lindor, S (1, 6) OBP: 0.360, SLG: 0.450	C FF 91 B FF 92 X CH 83 1-1 HR	B SL 80 C FF 90 X FF 90 1-1 1-3 2-H 3-H 1B			T FF 94 B FF 94 F FF 95 B FF 95 B SL 85 X FF 96 3-2 G4-3		C SL 86 X SI 90 0-1 G1-3 1-2		X FF 91 0-0 41 HR 1B	5	2	3	3	0	0	1
26 Mike Napoli, R (1, 10) OBP: 0.314, SLG: 0.493	B FF 92 B FF 91 X FF 92 2-0 F8	B SL 78 C FF 89 1 SAFE 1 SAFE S CH 72 1 SAFE S CH 71 1-3 K			B FF 95 B FF 96 F FF 96 F SL 85 B SL 84 X FF 96 3-2 1B		X SL 84 0-0 2-H 1B		S FF 91 C FF 90 X FF 91 0-2 F9	5	0	2	1	0	1	3
41 Carlos Santana, S (1, 3) OBP: 0.335, SLG: 0.445		B FF 90 B SL 78 B CH 80 C FC 89 X FC 89 3-1 HR	C FF 87 B FF 91 C CH 70 B CH 70 B CH 70 X FF 91 3-2 G4-3		C SL 83 B FF 95 B FF 95 B SL 83 S SL 84 X FF 96 3-2 F8		B FF 89 B CH 82 X CH 83 2-0 G4-3		1 SAFE X FF 91 0-0 1-H HR	5	2	2	3	0	0	2
10 Yan Gomes, R (1, 2) OBP: 0.207, SLG: 0.355		X CH 81 0-0 4 E 1 FC1-6 2B	C FF 91 S SL 81 B SL 82 S CH 71 1-3 K		C SL 83 X SL 82 0-1 G1-3			B CH 80 X FF 89 1-0 L4	C FF 92 S KC 82 X FF 90 0-2 F8	5	1	1	0	0	1	1
4 Juan Uribe, R (1, 5) OBP: 0.276, SLG: 0.299 72 Tyler Naquin, L (4, 8) OBP: 0.368, SLG: 0.539		C FF 91 F SL 81 D SL 80 F FF 92 X FC 88 1-2 E5 1 FC1-6 2-3	F SL 80 C SL 80 T CH 69 0-2 K			C FF 90 B SL 80 X SL 80 1-1 G3		B CH 80 X CH 80 1-0 8 1B 1B		2 2	0 0	0 1	0 0	0 0	1 0	1 0
8 Lonnie Chisenhall, L (1, 9) OBP: 0.331, SLG: 0.413		C SL 79 C FF 92 S SL 81 0-3 K		C CH 71 F FF 91 F FF 90 F SL 80 X CH 72 0-2 G4-3		C SL 87 B CU 76 X CU 79 1-1 F8		X FF 90 0-0 1-2 1B		4	0	1	0	0	1	2
1 Michael Martinez, S (1, 8) OBP: 0.256, SLG: 0.333 (4, 5)		C SL 78 X SL 78 0-1 FC1-6 11 BB 20 1B 12 1B 1-2f 3-H		F CH 72 S FF 92 X SL 80 0-2 G1-3		F SL 92 C SL 89 X FF 92 0-2 F9		D CH 81 S CH 80 S CH 80 2 SAFE B CH 81 F CH 81 D CU 77 C FF 90 3-3 K		4	1	0	1	0	1	3
Inning Stats	R: 1 E: 0 K: 1 S: 10 H: 1 LOB: 0 BB: 0 P: 13	R: 4 E: 1 K: 2 S: 20 H: 4 LOB: 2 BB: 1 P: 30	R: 0 E: 0 K: 2 S: 9 H: 0 LOB: 0 BB: 0 P: 13	R: 0 E: 0 K: 1 S: 13 H: 0 LOB: 0 BB: 0 P: 18	R: 0 E: 0 K: 0 S: 11 H: 1 LOB: 1 BB: 0 P: 20	R: 0 E: 0 K: 0 S: 7 H: 0 LOB: 0 BB: 0 P: 9	R: 1 E: 0 K: 0 S: 9 H: 1 LOB: 1 BB: 1 P: 15	R: 0 E: 0 K: 1 S: 11 H: 2 LOB: 2 BB: 0 P: 17	R: 2 E: 0 K: 0 S: 13 H: 2 LOB: 0 BB: 0 P: 15	1B: 7 2B: 1 3B: 0 HR: 3 SF: 0 SAC: 0 DP: 0 HBP: 1						

PITCHER		IP	WLS	BF	H	R	ER	SO	BB	IBB	HBP	BLK	WP	HR	S	P	ERA	WHIP
32 David Huff, L ERA: 11.81	(1, 1)	1.2	L	12	5	5	2	2	1	0	0	0	0	2	27	39	10.80	3.600
64 Mike Morin, R ERA: 4.5	(2, 1)	2.1		8	0	0	0	4	0	0	1	0	0	0	25	35	0.00	0.000
68 Cam Bedrosian, R ERA: 1.64	(5, 1)	1.0		4	1	0	0	0	0	0	0	0	0	0	11	20	0.00	1.000
48 Jose Alvarez, L ERA: 4.83	(6, 1)	1.2		6	0	1	1	0	1	0	0	0	0	0	14	20	5.40	0.600
46 Cory Rasmus, R ERA: 5.4	(7, 1)	0.1		2	1	0	0	0	0	0	0	0	0	0	2	4	0.00	3.000

PITCHER		IP	WLS	BF	H	R	ER	SO	BB	IBB	HBP	BLK	WP	HR	S	P	ERA	WHIP
54 Deolis Guerra, R ERA: 3.0	(8, 1)	1.0		5	2	0	0	1	0	0	0	0	0	0	11	17	0.00	2.000
59 Fernando Salas, R ERA: 3.94	(9, 1)	1.0		5	2	2	2	0	0	0	0	0	0	1	13	15	18.00	2.000

TOP

Cleveland Indians @ Los Angeles Angels

Angel Stadium of Anaheim, Anaheim, CA

Sun Jun 12 2016, 12:38 PM - 4:05 PM PDT

Att. 36,383 - Cloudy - 69 F

livebaseballscorecards.com

AB	39
R	8
H	11
RBI	8
BB	2
SO	7
LOB	17

WP: 0 PA: 42
PB: 0
SB: 0
CS: 0

Batter	1	2	3	4	5	6	7	8	9	AB	R	H	RBI	BB	SO	LOB
56 Kole Calhoun, L (1, 9) OBP: 0.368, SLG: 0.449	C FF 93 S FF 95 S CH 87 0-3 ① K		X FF 95 0-0 ③ F7		C SL 83 B CH 88 F CH 87 B FF 97 D CH 87 F CH 87 F FF 97 S CH 87 3-3 ③ K		C SI 91 D SL 79 F SI 91 B SL 80 X SI 92 2-2 ③ G3		B SI 94 S FF 95 X FF 95 1-1 1-2 2-H 1B	5	0	1	1	0	2	2
27 Mike Trout, R (1, 8) OBP: 0.415, SLG: 0.543 17 Shane Robinson, R (8, PR) OBP: 0.351, SLG: 0.323 (9, 8) 6 Yunel Escobar, R (9, PH) OBP: 0.361, SLG: 0.415	B FF 96 B FF 96 B FF 96 C FF 96 B FF 95 4-1 BB			C FF 95 C SL 82 X CH 88 0-2 5 BB 1B		B SI 94 C FF 96 B SI 95 B SL 86 B FF 95 4-1 5 G5-4-3 BB		B SI 94 B FF 96 C SI 94 H SI 93 3-1 19 G5-3 24 E HBP	B FF 95 B FF 95 B SI 95 C FF 95 X SI 95 3-1 ② F8	1 0 1	0 1 0	1 0 0	0 0 0	2 0 0	0 0 0	0 0 2
5 Albert Pujols, R (1, 10) OBP: 0.313, SLG: 0.409	F FF 95 B SI 95 B CH 87 F FF 94 X FF 96 2-2 ② F9			C FF 96 B CH 88 B FF 97 B FF 96 B SI 97 4-1 1-2 BB		B SL 86 F SI 96 F SL 84 X CH 88 1-2 ① ② G5-4-3 1-2f		C SI 93 D CU 84 S FF 94 B CU 84 T FF 96 2-2 ① K	X FC 87 0-0 ③ F7	4	0	0	0	1	1	5
19 Jefry Marte, R (1, 5) OBP: 0.333, SLG: 0.771	1 SAFE C FF 95 1 SAFE F SL 86 F FF 96 X CH 86 0-2 ③ G5-3			C FF 96 B SI 97 B SL 88 C FF 96 B FF 97 C FF 97 3-3 ① K		B FF 97 X SL 85 1-0 HR		C SI 94 B FF 94 F SI 94 B FF 96 B SI 95 F FF 95 X FF 95 3-2 ② G5-3 1-2		4	1	1	1	0	1	4
24 C.J. Cron, R (1, 3) OBP: 0.307, SLG: 0.396		B FF 94 B FF 95 C FF 95 B FF 96 B FF 95 4-1 12 L8-3 BB		B SL 88 F FF 96 F FF 97 F CH 87 S FF 97 1-3 ② K		B SI 90 X SL 82 1-0 2B		X SI 95 0-0 E4 2-H		3	0	1	0	1	1	3
37 Todd Cunningham, S (1, 7)		B FF 96 C FF 95 C FF 97 T FF 97 1-2 ① K		B FF 96 S FF 96 S SL 85 F FF 97 B FF 97 C CH 87 2-3 ③ K		F SI 91 F FF 91 B FF 91 B SI 92 F SI 91 X SI 92 2-2 ③ G6-3		D SI 93 X SI 95 1-0 ③ P2		4	0	0	0	0	2	5
12 Johnny Giavotella, R (1, 4) OBP: 0.279, SLG: 0.344		C FF 97 F SL 86 B FF 97 F CH 88 B FF 97 D CH 88 X FF 96 3-2 ② ③ L8-3 1-1			B FF 93 B FF 94 C FF 94 C FF 95 C FF 97 2-3 ① K		F FF 90 C SI 90 B SI 91 F SI 90 F SI 91 B SL 84 F SI 91 X SI 91 2-2 ① F9		C FF 94 B FC 88 C FF 96 F FF 95 B FC 89 B FF 95 X FF 95 3-2 56 1B 2B	4	1	1	0	0	1	1
58 Carlos Pérez, R (1, 2) OBP: 0.235, SLG: 0.295			X FF 94 0-0 ① F7		C SL 88 B CH 86 F CH 87 F FF 96 F CH 85 F CH 88 F FF 96 X FF 97 1-2 1B		B SI 91 S SI 90 S SI 90 S SI 90 F FF 91 C SI 92 1-3 ② K		C FF 95 S FF 96 X FF 96 0-2 ① G4-3	4	0	1	0	0	1	1
8 Gregorio Petit, R (1, 6) OBP: 0.330, SLG: 0.402			C FF 96 B SL 88 X SL 87 1-1 ② G6-3		B FF 96 C FF 96 S SL 86 B FF 97 D SL 85 F FF 96 S FF 97 3-3 ② K		F SL 82 X SI 91 0-1 1B		F FF 95 F FC 90 B FF 95 B FF 96 B FF 96 B FF 96 4-2 56 1B BB	3	0	1	0	1	1	1
Inning Stats	R: 0 E: 0 K: 1 S: 11 H: 0 LOB: 1 BB: 1 P: 17	R: 0 E: 0 K: 1 S: 8 H: 0 LOB: 0 BB: 1 P: 16	R: 0 E: 0 K: 0 S: 4 H: 0 LOB: 0 BB: 0 P: 5	R: 0 E: 0 K: 3 S: 15 H: 1 LOB: 2 BB: 1 P: 25	R: 0 E: 0 K: 3 S: 19 H: 1 LOB: 1 BB: 0 P: 28	R: 1 E: 0 K: 0 S: 10 H: 2 LOB: 1 BB: 1 P: 19	R: 0 E: 0 K: 1 S: 16 H: 1 LOB: 1 BB: 0 P: 21	R: 1 E: 1 K: 1 S: 10 H: 0 LOB: 1 BB: 0 P: 19	R: 1 E: 0 K: 0 S: 14 H: 2 LOB: 2 BB: 1 P: 25	1B: 4 2B: 3 3B: 0 HR: 1 SF: 0 SAC: 0 DP: 2 HBP: 1						

PITCHER		IP	WLS	BF	H	R	ER	SO	BB	IBB	HBP	BLK	WP	HR	S	P	ERA	WHIP
31 Danny Salazar, R ERA: 2.19	(1, 1)	5.2	W	22	3	1	1	8	4	0	0	0	0	1	62	102	1.59	1.235
61 Dan Otero, R ERA: 0.7	(6, 1)	1.0		5	2	0	0	1	0	0	0	0	0	0	18	24	0.00	2.000
33 Tom Gorzelanny, L ERA:	(7, 1)	0.1		1	0	0	0	0	0	0	0	0	0	0	3	5	0.00	0.000
48 Tommy Hunter, R ERA: 3.21	(8, 1)	1.0		5	0	1	0	1	0	0	1	0	0	0	10	19	0.00	0.000
34 Zach McAllister, R ERA: 3.63	(9, 1)	1.0		6	2	1	1	0	1	0	0	0	0	0	14	25	9.00	3.000

PITCHER	IP	WLS	BF	H	R	ER	SO	BB	IBB	HBP	BLK	WP	HR	S	P	ERA	WHIP

BOTTOM

Cleveland Indians @ Los Angeles Angels

Angel Stadium of Anaheim, Anaheim, CA

Sun Jun 12 2016, 12:38 PM - 4:05 PM PDT

Att. 36,383 - Cloudy - 69 F

livebaseballscorecards.com

AB	33
R	3
H	7
RBI	2
BB	5
SO	10
LOB	24

WP: 0 PA: 39
PB: 0
SB: 0
CS: 0

Batter	1	2	3	4	5	6	7	8	9	AB	R	H	RBI	BB	SO	LOB
41 Carlos Santana, S (1, 10) OBP: 0.333, SLG: 0.440	B SI 92 C CH 83 B KC 77 B SI 92 B SI 93 4-1 11 BB 22 BB BB		B SI 92 C KC 76 B FF 92 C KC 75 X KC 79 2-2 ① G1-3		C KC 78 C KC 80 X KC 80 0-2 ① L7		B KC 80 B CH 83 F SI 92 X SI 92 2-1 ③ G6-3			3	0	0	0	1	0	0
22 Jason Kipnis, L (1, 4) OBP: 0.328, SLG: 0.432	B SI 93 B SI 94 B SI 94 B SI 93 4-0 11 BB 1-2 BB		B KC 78 X SI 93 1-0 2B		X SI 93 0-0 ② G6-3			C FF 98 F FF 98 B FF 99 X SI 98 1-2 HR		3	1	2	1	1	0	0
12 Francisco Lindor, S (1, 6) OBP: 0.358, SLG: 0.444	B SI 93 C CH 83 S KC 79 X KC 80 1-2 ① L7		C SI 94 C SI 94 T KC 81 0-2 ② K		C SI 93 X SI 93 0-1 ③ F8			B FF 99 F CH 90 F CU 84 F CH 91 B CH 90 B FF 99 B FF 97 4-2 11 G4-6-3 BB		3	0	0	0	1	1	3
26 Mike Napoli, R (1, 3) OBP: 0.309, SLG: 0.484	B CH 83 C SI 94 S SI 95 B CH 86 F SI 95 F CH 85 F CH 83 F SI 96 X SI 95 2-2 ② F2		C FF 95 B SI 95 X SI 95 1-1 ③ G6-3			B SI 92 C CH 82 B SI 92 C SI 92 X CH 83 2-2 ① P4		C SI 96 1 SAFE B FF 95 1 SAFE B FF 94 F FF 98 F FF 98 S SL 85 2-3 ① K		4	0	0	0	0	1	4
11 José Ramírez, S (1, 5) OBP: 0.367, SLG: 0.426	B KC 78 B KC 78 B CH 82 B SI 95 4-0 1-2 2-3 BB			B KC 75 X SI 92 1-0 ① F8		C FF 94 B KC 80 B KC 77 F KC 77 X SI 93 2-2 E6 8 1B		C CH 89 1 SAFE X CH 90 0-1 ②③ G4-6-3 1-2f		3	0	0	0	1	0	1
8 Lonnie Chisenhall, L (1, 9) OBP: 0.343, SLG: 0.419	C SI 94 X SI 94 0-1 ③ G4-3			C SI 93 B KC 78 S CH 83 B SI 93 B SI 94 B KC 78 4-2 72 FC4-6 10 HBP BB		S KC 79 X SI 94 0-1 10 G6-4-3 1-2 1B			B FC 91 B KC 83 S FC 93 X FF 96 2-1 10 G6-4-3 1B	3	0	2	0	1	0	3
10 Yan Gomes, R (1, 2) OBP: 0.208, SLG: 0.349		B SI 92 F CH 82 F CH 82 S SI 93 1-3 ① K		H SI 94 1-0 ① 72 FC4-6 1-2 HBP		X SI 94 0-0 ②③ G6-4-3 1-2f			S FF 96 X KC 85 0-1 ①② G6-4-3 1-2f	3	0	0	0	0	1	3
72 Tyler Naquin, L (1, 8) OBP: 0.354, SLG: 0.516		B SI 94 C KC 78 X KC 78 1-1 ② G4-3		C KC 78 X KC 79 0-1 ② FC4-6 20 FC6-4 1-2f 2-3			B SI 91 B KC 76 B SI 92 C SI 92 S SI 92 F SI 92 S FF 92 3-3 ① K		X FC 91 0-0 ③ G4-3	4	0	0	0	0	1	2
20 Rajai Davis, R (1, 7) OBP: 0.318, SLG: 0.391		C SI 93 X SI 94 0-1 ③ G4-3		S SI 93 X KC 81 0-1 ③ FC6-4 1-2f			C SI 92 X SI 93 0-1 ② G1-3			3	0	0	0	0	0	2
Inning Stats	R: 0 E: 0 K: 0 S: 13 H: 0 LOB: 3 BB: 3 P: 28	R: 0 E: 0 K: 1 S: 7 H: 0 LOB: 0 BB: 0 P: 9	R: 0 E: 0 K: 1 S: 9 H: 1 LOB: 1 BB: 0 P: 13	R: 0 E: 0 K: 0 S: 7 H: 0 LOB: 2 BB: 1 P: 13	R: 0 E: 0 K: 0 S: 6 H: 0 LOB: 0 BB: 0 P: 6	R: 0 E: 1 K: 0 S: 9 H: 1 LOB: 1 BB: 0 P: 13	R: 0 E: 0 K: 1 S: 8 H: 0 LOB: 0 BB: 0 P: 13	R: 1 E: 0 K: 1 S: 12 H: 1 LOB: 0 BB: 1 P: 19	R: 0 E: 0 K: 0 S: 5 H: 1 LOB: 0 BB: 0 P: 7	1B: 2 2B: 1 3B: 0 HR: 1 SF: 0 SAC: 0 DP: 3 HBP: 1						

PITCHER	IP	WLS	BF	H	R	ER	SO	BB	IBB	HBP	BLK	WP	HR	S	P	ERA	WHIP
36 Edinson Volquez, R (1, 1) ERA: 3.9	7.0	W	28	2	0	0	3	4	0	1	0	0	0	59	95	0.00	0.857
40 Kelvin Herrera, R (8, 1) ERA: 1.74	1.0	H	4	1	1	1	1	1	0	0	0	0	1	12	19	9.00	2.000
17 Wade Davis, R (9, 1) ERA: 1.11	1.0	S	3	1	0	0	0	0	0	0	0	0	0	5	7	0.00	1.000

PITCHER	IP	WLS	BF	H	R	ER	SO	BB	IBB	HBP	BLK	WP	HR	S	P	ERA	WHIP

TOP

Cleveland Indians @ Kansas City Royals

Kauffman Stadium, Kansas City, MO

Mon Jun 13 2016, 7:16 PM - 9:57 PM CDT

Att. 31,269 - Cloudy - 81 F

livebaseballscorecards.com

AB	29
R	1
H	4
RBI	1
BB	5
SO	4
LOB	18

PA: 35

WP: 0
PB: 0
SB: 0
CS: 0

Batter	1	2	3	4	5	6	7	8	9	AB	R	H	RBI	BB	SO	LOB
15 Whit Merrifield, R (1, 4) OBP: 0.344, SLG: 0.484	B FF 94 B FF 96 C FF 94 B FF 95 F FF 94 X SI 96 3-2 2 1B 3B	F CH 88 D SL 83 B SI 94 X SL 88 2-1 ② F9 2-3		C CU 84 S CH 88 X CU 85 0-2 HR			B SI 93 C SI 93 S CU 85 B SI 93 F CU 86 X CU 85 2-2 ① G4-3			4	2	2	1	0	0	2
2 Alcides Escobar, R (1, 6) OBP: 0.269, SLG: 0.288	D CH 90 X SI 95 1-0 35 CS 3-H 1B	X SL 87 0-0 ③ F7		C FF 95 B SI 95 C FF 95 B CH 89 S CH 88 2-3 ③ K			C CU 85 C SI 93 B CU 86 B SI 92 S CU 85 2-3 ② K			4	0	1	1	0	2	2
35 Eric Hosmer, L (1, 3) OBP: 0.375, SLG: 0.530	B SI 93 S CH 88 B CH 89 1 SAFE B FF 93 B CH 89 4-1 ① 13 1B 1-2 BB	F SI 94 F CH 88 S CU 85 0-3 ① K	B CH 88 B SI 92 F CH 88 S FF 94 F FF 95 B CH 90 X CH 90 3-2 6 G6-4-3 1B			C SI 93 B CU 86 B CU 86 S SI 93 B CU 86 X SI 92 3-2 ③ G4-3			3	0	1	0	1	1	0
6 Lorenzo Cain, R (1, 8) OBP: 0.337, SLG: 0.417	C FF 93 F SL 88 C SI 94 0-3 ② K	X FF 95 0-0 ② G4-3	B SI 93 C CH 88 X SI 94 1-1 ①② G6-4-3 1-2f			B FF 96 S SL 86 X FF 95 1-1 ① G5-3			4	0	0	0	0	1	2
13 Salvador Perez, R (1, 2) OBP: 0.319, SLG: 0.505	S SL 89 X FF 95 0-1 1-2 1B	B SI 96 S CH 90 S CH 90 X SL 88 1-2 25 1B 1B	F FF 94 X SL 88 0-1 ③ F7			C FF 96 F FF 95 B FF 95 B SL 86 B SL 85 X SL 85 3-2 1B			4	0	3	0	0	0	0
25 Kendrys Morales, S (1, 10) OBP: 0.269, SLG: 0.338	X CH 88 0-0 ③ G4-3	C FF 95 F CU 84 X CH 90 0-2 1-2 1B		C CH 88 C CH 88 S SL 87 0-3 ① K		C FF 94 D CU 79 F FF 94 X FF 96 1-2 ② L6			4	0	1	0	0	1	3
34 Rey Fuentes, L (1, 9) OBP: 0.400, SLG: 0.378		B FF 95 X CH 88 1-0 15 F9 19 1B 1B	B FF 96 B SI 94 C SI 93 F CH 89 B FF 95 S CH 90 3-3 ③ K		L CH 87 B FF 95 C CH 89 B FF 94 F CU 85 X SI 96 2-2 1 FC4-6 1B	S CU 80 B FF 95 F SI 93 D SL 81 F SL 85 X FF 94 2-2 ③ G1-3			4	0	2	0	0	1	3
19 Cheslor Cuthbert, R (1, 5) OBP: 0.298, SLG: 0.410		F FF 95 B CH 89 1 SAFE F CH 86 F SI 94 1 SAFE F CU 84 F SI 95 1 SAFE 1-2 1 SAFE X FF 94 1-2 1B		C FF 95 B CH 89 X CH 88 1-1 ① G6-3		B FF 95 1 SAFE B CH 88 F FF 94 F SI 93 F CH 89 C CU 82 2-3 ② K			3	0	1	0	0	1	1
1 Jarrod Dyson, L (1, 7) OBP: 0.325, SLG: 0.319		C SI 93 2 SAFE L CH 89 B CH 88 F FF 94 S CU 84 1-3 ① K		C CU 83 F FF 94 B SI 93 F CU 84 B CU 84 B SI 95 S CH 89 3-3 ② K		B FF 95 F CH 88 X CU 83 1-1 ③ FC4-6 1-2f			3	0	0	0	0	2	3
Inning Stats	R: 1 E: 0 K: 1 S: 11 H: 3 LOB: 2 BB: 1 P: 19	R: 0 E: 0 K: 1 S: 14 H: 2 LOB: 2 BB: 0 P: 19	R: 0 E: 0 K: 2 S: 13 H: 2 LOB: 2 BB: 0 P: 17	R: 1 E: 0 K: 2 S: 12 H: 1 LOB: 0 BB: 0 P: 18	R: 0 E: 0 K: 0 S: 8 H: 1 LOB: 0 BB: 0 P: 12	R: 0 E: 0 K: 2 S: 13 H: 1 LOB: 1 BB: 0 P: 18	R: 0 E: 0 K: 1 S: 10 H: 0 LOB: 0 BB: 0 P: 17	R: 0 E: 0 K: 0 S: 12 H: 1 LOB: 1 BB: 0 P: 19		1B: 9 2B: 0 3B: 1 HR: 1 SF: 0 SAC: 0 DP: 1 HBP: 0				WP: 0 PB: 0 SB: 0 CS: 1 PA: 34	

PITCHER		IP	WLS	BF	H	R	ER	SO	BB	IBB	HBP	BLK	WP	HR	S	P	ERA	WHIP
59 Carlos Carrasco, R ERA: 3.4	(1, 1)	6.0	L	27	10	2	2	8	1	0	0	0	0	1	71	103	3.00	1.833
53 Jeff Manship, R ERA: 2.79	(7, 1)	1.0		3	0	0	0	1	0	0	0	0	0	0	10	17	0.00	0.000
62 Joba Chamberlain, R ERA: 2.25	(8, 1)	1.0		4	1	0	0	0	0	0	0	0	0	0	12	19	0.00	1.000

PITCHER	IP	WLS	BF	H	R	ER	SO	BB	IBB	HBP	BLK	WP	HR	S	P	ERA	WHIP

BOTTOM

Cleveland Indians @ Kansas City Royals

Kauffman Stadium, Kansas City, MO

Mon Jun 13 2016, 7:16 PM - 9:57 PM CDT

Att. 31,269 - Cloudy - 81 F

livebaseballscorecards.com

AB	33
R	2
H	11
RBI	2
BB	1
SO	9
LOB	16

Batter	1	2	3	4	5	6	7	8	9	AB	R	H	RBI	BB	SO	LOB
41 Carlos Santana, S (1, 10) OBP: 0.338, SLG: 0.451 1 Michael Martinez, S (9, PR) OBP: 0.256, SLG: 0.333	B FF 88 C FF 88 C SL 82 B SL 82 S SL 82 2-3 K		C SL 81 F SL 82 B FF 88 B SL 82 B SL 81 X SL 81 3-2 HR		1 SAFE 1 SAFE F FF 87 1 SAFE 1 SAFE B FF 87 B FF 87 B FF 88 2 SAFE 1-2 22 1B BB		B KC 77 F SI 90 B CH 84 C KC 78 F FC 88 X SI 91 2-2 G1-3		C FF 94 B CH 86 F FF 94 B FF 94 B FF 88 B CU 73 4-2 1-2 BB	3 0	1 0	1 0	1 0	2 0	1 0	0 0
22 Jason Kipnis, L (1, 4) OBP: 0.330, SLG: 0.429	B FF 88 B SL 83 B FF 87 B FF 88 4-0 12 1B BB		C FF 88 B SL 82 B FF 88 S SL 82 S SL 82 2-3 K		B FC 86 X CH 82 1-0 1-2 2-H 1B			B SI 88 B FC 86 B SI 90 C SI 89 X FC 87 3-1 G4-3	D CH 87 2 SAFE F FF 93 F FF 93 F CU 74 X FF 95 1-2 P5	4	0	1	1	1	1	2
12 Francisco Lindor, S (1, 6) OBP: 0.364, SLG: 0.453	1 SAFE B FF 87 D SL 82 C FF 88 1 SAFE B FF 88 S SL 81 F SL 82 X FF 89 3-2 26 G5-4-3 1-2 1B		C FF 88 X FF 88 0-1 26 CS 2B		L SI 90 B FF 89 F KC 75 F SI 90 D KC 77 D KC 77 F FC 86 X SI 90 3-2 F8			X SI 90 0-0 8 FC5 26 BB 1B		4	0	3	0	0	0	2
26 Mike Napoli, R (1, 3) OBP: 0.308, SLG: 0.478	D SL 83 B FF 88 X FF 88 2-0 G5-4-3 1-2f		B SL 81 F SL 80 C FF 87 S SL 82 1-3 K 2-3		C SI 90 B SI 90 X SI 90 1-1 P2			B SI 89 B FC 87 C SI 90 1 SAFE B FC 86 1 SAFE B SI 90 4-1 8 FC5 1-2 BB		3	0	0	0	1	1	5
11 José Ramírez, S (1, 5) OBP: 0.360, SLG: 0.417		B FF 88 C FF 87 B FF 88 S FF 88 F SL 82 B FF 89 X FF 88 3-2 F8		B SL 81 C FF 87 B SL 80 X SL 81 2-1 F9		C FC 85 C SI 88 B KC 77 X KC 77 1-2 G4-3		F FF 92 B CH 86 F FF 93 B FF 94 B FF 86 S CH 86 3-3 K		4	0	0	0	0	1	2
8 Lonnie Chisenhall, L (1, 9) OBP: 0.347, SLG: 0.417		B SL 83 B FF 90 C FF 88 B SL 81 B FF 89 4-1 72 1B BB		C FF 87 B FF 88 C SL 83 X FF 88 1-2 G4-3		X FC 86 0-0 10 G6-4-3 1B		F FF 94 B CU 69 S CH 85 X FF 94 1-2 FC5 1-2 2-3f		3	0	1	0	1	0	2
10 Yan Gomes, R (1, 2) OBP: 0.209, SLG: 0.347	B FF 88 C FF 88 F SL 82 B FF 88 1 SAFE X SL 82 2-2 F8			X SL 80 0-0 1B	F SI 90 F SI 90 F SI 89 X SI 90 0-2 G6-4-3 1-2f				C SL 82 F SL 84 X CH 86 0-2 G6-3	4	0	1	0	0	0	2
72 Tyler Naquin, L (1, 8) OBP: 0.350, SLG: 0.505	C FF 88 F SL 82 1 SAFE B FF 88 B FF 89 F FF 89 X SL 82 2-2 20 S 1-3 1B				C FF 88 S FF 88 S FF 89 0-3 K		C FF 87 F FC 86 B FF 89 F SI 90 B FF 90 B FC 87 X FC 87 3-2 F8		B CU 70 C FF 94 F FF 94 B FF 93 S CH 87 2-3 K	4	0	1	0	0	2	0
20 Rajai Davis, R (1, 7) OBP: 0.322, SLG: 0.390	C SL 82 C SL 82 B FF 89 X SL 83 1-2 G4-3 1-2				B FF 88 B SL 81 F FF 88 B FF 88 F FF 88 B SL 81 4-2 41 S 22 1B BB		F KC 77 F FC 86 X SI 90 0-2 G5-3		X FC 86 0-0 41 S 1B	3	1	1	0	1	0	2
Inning Stats	R: 0 E: 0 K: 1 S: 8 H: 1 LOB: 1 BB: 1 P: 19	R: 0 E: 0 K: 0 S: 15 H: 1 LOB: 2 BB: 1 P: 27	R: 1 E: 0 K: 2 S: 11 H: 2 LOB: 0 BB: 0 P: 17	R: 0 E: 0 K: 0 S: 6 H: 1 LOB: 1 BB: 0 P: 9	R: 1 E: 0 K: 1 S: 15 H: 1 LOB: 2 BB: 2 P: 28	R: 0 E: 0 K: 0 S: 8 H: 1 LOB: 0 BB: 0 P: 9	R: 0 E: 0 K: 0 S: 11 H: 0 LOB: 0 BB: 0 P: 16	R: 0 E: 0 K: 1 S: 10 H: 1 LOB: 2 BB: 1 P: 21	R: 0 E: 0 K: 1 S: 13 H: 1 LOB: 2 BB: 1 P: 20	1B: 7 2B: 1 3B: 0 HR: 1	SF: 0 SAC: 0 DP: 2 HBP: 0			WP: 0 PB: 0 SB: 3 CS: 1	PA: 38		

PITCHER		IP	WLS	BF	H	R	ER	SO	BB	IBB	HBP	BLK	WP	HR	S	P	ERA	WHIP
32 Chris Young, R ERA: 6.15	(1, 1)	4.1		19	5	2	2	4	4	0	0	0	0	1	47	87	4.15	2.077
53 Dillon Gee, R ERA: 3.98	(5, 1)	3.0		12	3	0	0	0	1	0	0	0	0	0	31	49	0.00	1.333
48 Joakim Soria, R ERA: 3.23	(8, 1)	1.2	W	7	1	0	0	2	1	0	0	0	0	0	19	30	0.00	1.200

TOP

Cleveland Indians @ Kansas City Royals

Kauffman Stadium, Kansas City, MO

Tue Jun 14 2016, 7:17 PM - 10:10 PM CDT

Att. 29,293 - Partly Cloudy - 91 F

livebaseballscorecards.com

AB	32
R	2
H	9
RBI	2
BB	6
SO	6
LOB	17

Batter	1	2	3	4	5	6	7	8	9	AB	R	H	RBI	BB	SO	LOB
15 Whit Merrifield, R (1, 4) OBP: 0.340, SLG: 0.505	B FF 86 C FF 86 F FF 86 X SI 86 1-2 ① F8		B FF 88 B SI 89 C FC 86 L CH 83 X FC 87 2-2 HR		1 SAFE B FC 85 X FF 87 1-0 ③ P4		C FF 87 B SI 89 F FC 86 B FF 89 X FC 85 2-2 ③ G6-3			4	1	1	1	0	0	2
2 Alcides Escobar, R (1, 6) OBP: 0.268, SLG: 0.287	B SI 88 B SI 88 X FF 86 2-0 ② G6-3		X FF 90 0-0 ② F8			X CH 84 0-0 13 2B 1B		B FC 94 B FC 94 T FC 94 B FC 93 F FC 95 X FC 95 3-2 ① F8		4	0	1	0	0	0	0
35 Eric Hosmer, L (1, 3) OBP: 0.374, SLG: 0.525	B FF 87 B FF 89 F FF 87 X FF 89 2-1 ③ P5		C CU 76 F FC 87 B CU 76 X SI 89 1-2 ③ F8			F SI 89 D CU 76 1 SAFE X FF 88 1-1 ① F9		B FC 94 B FC 94 C FC 95 F FC 95 B SL 84 X FC 94 3-2 13 HR 1B		4	1	1	0	0	0	1
6 Lorenzo Cain, R (1, 8) OBP: 0.332, SLG: 0.410		C FC 86 F SI 89 C SI 88 0-3 ① K		B FC 86 C CU 75 F FF 88 X CU 76 1-2 ① G6-3		B FF 89 X FC 86 1-0 ② F8		B FC 95 B FC 94 S FC 94 S FC 95 B FC 96 S FC 95 3-3 ② K		4	0	0	0	0	2	2
13 Salvador Perez, R (1, 2) OBP: 0.322, SLG: 0.525		F SI 89 S CU 75 B FF 87 C FC 85 1-3 ② K		B CH 84 F FF 90 F FF 90 B FF 89 X FC 87 2-2 ② F9		B SI 88 1 SAFE B FF 88 B CU 76 X SI 89 3-0 1-3 2B		X FC 95 0-0 1-H HR		4	1	2	2	0	1	0
25 Kendrys Morales, S (1, 10) OBP: 0.269, SLG: 0.336		C SI 89 B FC 88 F FF 88 F FF 90 X CU 76 1-2 16 1B 1B		X CH 85 0-0 ③ G5-3		C FF 88 B FC 86 B CH 85 F CH 85 B FC 86 X CH 83 3-2 ③ G3-1		B FC 96 B FC 96 F FC 94 X FC 95 2-1 ③ G6-5-3		4	0	1	0	0	0	2
16 Paulo Orlando, R (1, 9) OBP: 0.357, SLG: 0.414		F FC 85 B FF 88 B SI 89 X FC 85 2-1 1-2 1B			C FF 87 B SI 89 C CU 74 S FC 86 1-3 ① K		C SI 88 X FC 86 0-1 1 G3 19 SH1-3 1B			3	0	2	0	0	1	0
19 Cheslor Cuthbert, R (1, 5) OBP: 0.301, SLG: 0.412		C FC 84 C CU 76 S FC 86 0-3 ③ K			C CU 75 F SI 89 F FC 85 B FF 89 B CU 75 X FC 84 2-2 1B		X FF 90 0-0 ① SH1-3 1-2			2	0	1	0	0	1	2
1 Jarrod Dyson, L (1, 7) OBP: 0.318, SLG: 0.310			X SI 86 0-0 ① G3		1 SAFE B FC 86 1 SAFE F CH 82 1 SAFE F SI 87 D CU 74 S FF 87 2-3 ② K		F CH 82 B FC 86 S FF 89 X CU 76 1-2 ② G3 2-3			3	0	0	0	0	1	2
Inning Stats	R: 0 E: 0 K: 0 S: 6 H: 0 LOB: 0 BB: 0 P: 11	R: 0 E: 0 K: 3 S: 15 H: 2 LOB: 2 BB: 0 P: 19	R: 1 E: 0 K: 0 S: 8 H: 1 LOB: 0 BB: 0 P: 11	R: 0 E: 0 K: 0 S: 7 H: 0 LOB: 0 BB: 0 P: 10	R: 0 E: 0 K: 2 S: 11 H: 1 LOB: 1 BB: 0 P: 17	R: 0 E: 0 K: 0 S: 8 H: 2 LOB: 2 BB: 0 P: 16	R: 0 E: 0 K: 0 S: 9 H: 1 LOB: 1 BB: 0 P: 12	R: 2 E: 0 K: 1 S: 12 H: 2 LOB: 0 BB: 0 P: 23		1B: 6 2B: 1 3B: 0 HR: 2	SF: 0 SAC: 1 DP: 0 HBP: 0		WP: 0 PB: 0 SB: 0 CS: 0	PA: 33	

PITCHER		IP	WLS	BF	H	R	ER	SO	BB	IBB	HBP	BLK	WP	HR	S	P	ERA	WHIP
43 Josh Tomlin, R ERA: 3.27	(1, 1)	7.0		28	7	1	1	5	0	0	0	0	0	1	64	96	1.29	1.000
27 Bryan Shaw, R ERA: 5.68	(8, 1)	1.0	L	5	2	2	2	1	0	0	0	0	0	1	12	23	18.00	2.000

PITCHER	IP	WLS	BF	H	R	ER	SO	BB	IBB	HBP	BLK	WP	HR	S	P	ERA	WHIP

BOTTOM

Cleveland Indians @ Kansas City Royals

Kauffman Stadium, Kansas City, MO

Tue Jun 14 2016, 7:17 PM - 10:10 PM CDT

Att. 29,293 - Partly Cloudy - 91 F

livebaseballscorecards.com

AB	32
R	3
H	9
RBI	3
BB	0
SO	6
LOB	11

Cleveland Indians @ Kansas City Royals

Kauffman Stadium, Kansas City, MO

Wed Jun 15 2016, 7:16 PM - 10:03 PM CDT

Att. 33,546 - Clear - 97 F

livebaseballscorecards.com

TOP

Batter	1	2	3	4	5	6	7	8	9	AB	R	H	RBI	BB	SO	LOB
20 Rajai Davis, R (1, 7) OBP: 0.325, SLG: 0.404	X FF 93 0-0 ① P4		B KC 77 S CH 84 S CH 83 B CH 84 F KC 78 B CH 84 F FF 93 H FF 93 4-2 HBP		1 SAFE 1 SAFE C FF 92 B KC 78 F FF 93 X CH 86 1-2 1-H HR		C FF 92 B KC 80 B FF 92 C FF 93 S FF 92 2-3 ② K			3	1	1	2	0	1	0
22 Jason Kipnis, L (1, 4) OBP: 0.325, SLG: 0.422	B FF 92 C FF 93 F FF 92 X FF 92 1-2 ② P4		C FF 92 F FF 93 S FF 93 0-3 ② K		C KC 78 B FF 93 F FF 94 F FF 93 X FF 93 1-2 E9		C KC 78 B FF 94 F FF 94 S FC 91 1-3 ③ K			4	0	0	0	0	2	2
12 Francisco Lindor, S (1, 6) OBP: 0.362, SLG: 0.448	B FF 92 C CH 84 B FF 92 C FF 92 B FF 93 B FF 92 4-2 BB		F FF 93 B FF 92 F FF 93 X SI 94 1-2 ③ P5		C CH 85 S FF 93 F SI 92 X SI 94 0-2 ③ F7			B FF 94 B FF 94 B FC 90 C FF 95 C FF 95 S FC 90 3-3 ① K		3	0	0	0	1	1	3
26 Mike Napoli, R (1, 3) OBP: 0.304, SLG: 0.470	C FF 92 C FF 92 S FF 93 0-3 ③ K			B FF 92 B SL 87 C FF 93 C FF 93 C FF 94 2-3 ① K		C FF 91 C FF 91 B SL 87 X FF 92 1-2 ① F8		S FF 96 B FC 91 X FC 90 1-1 ② F7		4	0	0	0	0	2	1
41 Carlos Santana, S (1, 10) OBP: 0.333, SLG: 0.444		C KC 77 X FF 92 0-1 ① P3		B KC 78 B FF 94 F FF 94 X FF 94 2-1 ② G4-3		X FF 92 0-0 ② L3		B FC 90 X FC 90 1-0 ③ F9		4	0	0	0	0	0	0
8 Lonnie Chisenhall, L (1, 9) OBP: 0.344, SLG: 0.412		C FF 92 F FF 92 B FF 92 F FF 93 F KC 79 X FF 93 1-2 10 G5-4-3 1B		B SI 92 B KC 78 F FF 93 F FF 93 B CH 85 X FF 94 3-2 ③ F9		B FF 92 T SI 92 F FF 93 B SI 93 X SI 92 2-2 ③ F7			C SI 93 F SI 92 B SI 91 B SI 92 F SI 91 X SI 91 2-2 ① G4-3	4	0	1	0	0	0	0
10 Yan Gomes, R (1, 2) OBP: 0.204, SLG: 0.339		B SL 87 X FF 91 1-0 ②③ G5-4-3 1-2f			C FF 92 X KC 78 0-1 ① F9		F FF 90 S FF 91 X FF 93 0-2 ① G6-3		B CU 78 X SI 92 1-0 ② G5-3	4	0	0	0	0	0	1
72 Tyler Naquin, L (1, 8) OBP: 0.346, SLG: 0.490			B KC 76 T FF 91 B FF 91 F KC 75 S FF 93 2-3 ① K		C KC 77 T FF 93 S SI 93 0-3 ② K		C KC 77 B KC 78 B FF 92 B FF 92 B FF 92 4-1 1 HR BB		C SI 93 X SI 94 0-1 ③ F7	3	1	0	0	1	2	0
1 Michael Martinez, S (1, 5) OBP: 0.310, SLG: 0.452			B KC 77 F FF 92 X FF 92 1-1 E3 1B		F FF 93 S FF 94 F SI 95 X SI 94 0-2 20 HR 1B		C KC 78 B FF 92 D KC 79 F FF 93 X FF 92 2-2 1-H HR			3	2	3	2	0	0	0
Inning Stats	R: 0 E: 0 K: 1 S: 9 H: 0 LOB: 1 BB: 1 P: 14	R: 0 E: 0 K: 0 S: 9 H: 1 LOB: 0 BB: 0 P: 11	R: 0 E: 1 K: 2 S: 15 H: 1 LOB: 2 BB: 0 P: 23	R: 0 E: 0 K: 1 S: 8 H: 0 LOB: 0 BB: 0 P: 15	R: 2 E: 1 K: 1 S: 20 H: 2 LOB: 1 BB: 0 P: 22	R: 0 E: 0 K: 0 S: 7 H: 0 LOB: 0 BB: 0 P: 10	R: 2 E: 0 K: 2 S: 13 H: 1 LOB: 0 BB: 1 P: 22	R: 0 E: 0 K: 1 S: 6 H: 0 LOB: 0 BB: 0 P: 11	R: 0 E: 0 K: 0 S: 7 H: 0 LOB: 0 BB: 0 P: 10	1B: 3 2B: 0 3B: 0 HR: 2 SF: 0 SAC: 0 DP: 1 HBP: 1				WP: 0 PB: 0 SB: 0 CS: 0		PA: 35

	AB	32
	R	4
	H	5
	RBI	4
	BB	2
	SO	8
	LOB	7

PITCHER		IP	WLS	BF	H	R	ER	SO	BB	IBB	HBP	BLK	WP	HR	S	P	ERA	WHIP
31 Ian Kennedy, R ERA: 4.17	(1, 1)	6.2	W	28	5	4	4	6	2	0	1	0	0	2	78	113	5.40	1.050
44 Luke Hochevar, R ERA: 2.33	(7, 1)	1.1		4	0	0	0	2	0	0	0	0	0	0	9	15	0.00	0.000
67 Chien-Ming Wang, R ERA: 2.96	(9, 1)	1.0		3	0	0	0	0	0	0	0	0	0	0	7	10	0.00	0.000

PITCHER	IP	WLS	BF	H	R	ER	SO	BB	IBB	HBP	BLK	WP	HR	S	P	ERA	WHIP

Batter	1	2	3	4	5	6	7	8	9	AB	R	H	RBI	BB	SO	LOB
15 Whit Merrifield, R (1, 7) (7, 9) OBP: 0.343, SLG: 0.500	B SI 92 B FF 92 C SI 93 F FF 93 F SI 95 X FF 94 2-2 2 SH5-3 35 2B 1B	B SI 92 X SL 89 1-0 ② P4			X SL 89 0-0 ① L3	B SI 92 X SI 91 1-0 35 G4-6-3 2 1B 19 BB 1-2 3-H 1B	X FF 94 0-0 ③ L7			5	2	2	1	0	0	3
2 Alcides Escobar, R (1, 6) OBP: 0.268, SLG: 0.287	S SL 89 X SI 93 0-1 ① SH5-3 1-2	C SL 90 S SI 94 F SI 94 F SL 86 T FF 93 0-2 ③ K			F SI 93 B CU 83 B SL 89 X SL 90 2-1 ② G4-3 2-3	X SI 91 0-0 19 BB 35 G4-6-3 1-2 2-3 1B		B KC 84 C FF 95 F KC 85 F KC 84 F FF 94 X KC 85 1-2 ① G1-3		4	0	1	0	0	1	3
35 Eric Hosmer, L (1, 3) OBP: 0.370, SLG: 0.522	X SI 93 0-0 6 2B 2-H 2B		B SL 88 B CH 86 S SL 92 F FF 95 S CU 85 2-3 ① K		F SL 91 F FF 94 B FF 95 B CU 86 F SL 91 X FF 93 2-2 E5 6 1B 13 HR 3-H	X SL 80 0-0 ① G4-6-3 1-2 2-3 3-H		C KC 83 X KC 84 0-1 ② G1-3		5	2	1	2	0	1	2
6 Lorenzo Cain, R (1, 8) OBP: 0.337, SLG: 0.416	S SL 90 F SL 89 D CU 83 F SI 95 F SL 90 X SI 94 1-2 2-H 2B		B SI 87 F SI 94 B SL 91 C CU 83 B FF 95 S SL 91 3-3 ② K		X SL 90 0-0 13 HR 1-3 1B	I IN 70 I IN 69 I IN 70 I IN 70 4-0 19 BB IBB		C FF 95 B KC 85 S FF 94 F FF 95 S KC 84 1-3 ③ K		4	1	2	1	1	2	0
13 Salvador Perez, R (1, 10) OBP: 0.321, SLG: 0.534	F FF 91 F FF 94 B SI 95 S SL 85 1-3 ② K		S FF 96 F FF 93 B FF 93 F SL 89 X SI 94 1-2 ③ F8		B CU 83 F SL 88 X SI 94 1-1 1-H 3-H HR	C CU 84 B CU 85 F SI 92 S CU 85 1-3 ② K				4	1	1	3	0	2	4
19 Cheslor Cuthbert, R (1, 5) OBP: 0.307, SLG: 0.405	B SL 89 B SI 93 S SL 89 X CU 84 2-1 ③ G6-3		B SL 89 B SI 92 F SI 93 C CU 83 F FF 94 S SL 90 2-3 ① K		B SL 90 B SL 91 B SI 94 C SI 94 B SI 94 4-1 BB	D CU 85 D CU 85 S CU 84 B SI 91 B SI 91 4-1 34 FC4-6 1-2 2-3 3-H BB				2	0	0	1	2	1	1
34 Rey Fuentes, L (1, 9) OBP: 0.364, SLG: 0.341 1 Jarrod Dyson, L (7, 7) OBP: 0.318, SLG: 0.310		X CH 86 0-0 E4 9 24 SH2-4 E	B SL 91 C SI 93 B SL 90 S CH 86 T SI 94 2-2 ② K	F CH 84 F SL 88 1 SAFE S CU 84 0-3 ③ K	F SI 92 X CU 82 0-1 ③ FC4-6 1-2f					4 0	0 0	0 0	0 0	0 0	2 0	4 0
24 Christian Colón, R (1, 4) OBP: 0.344, SLG: 0.322		C SI 92 S CU 83 B SL 90 X CU 84 1-2 FC5 9 SH2-4 1-2	B CU 82 B SL 89 B SI 93 X SI 93 2-1 ③ G4-3			X SI 92 0-0 9 1B 15 1B 1B	X FF 95 0-0 ① F9			4	1	1	0	0	0	1
9 Drew Butera, R (1, 2) OBP: 0.353, SLG: 0.553		X SL 89 0-0 ① SH2-4 1-2 2-3			C FF 92 B SI 92 S SL 90 X SL 90 1-2 2 G4-3 35 WP 2B	C CU 82 X SI 93 0-1 2 1B 15 1B 1-3 35 G4-6-3 1B	C FF 94 B CU 82 S FF 95 S SI 95 1-3 ② K			3	2	2	0	0	1	0
Inning Stats	R: 2 E: 0 K: 1 S: 17 H: 3 LOB: 1 BB: 0 P: 23	R: 0 E: 2 K: 1 S: 11 H: 0 LOB: 2 BB: 0 P: 13	R: 0 E: 0 K: 2 S: 10 H: 0 LOB: 0 BB: 0 P: 16	R: 0 E: 0 K: 2 S: 9 H: 0 LOB: 0 BB: 0 P: 15	R: 4 E: 1 K: 1 S: 17 H: 3 LOB: 1 BB: 1 P: 27	R: 3 E: 0 K: 1 S: 12 H: 4 LOB: 3 BB: 2 P: 22	R: 0 E: 0 K: 1 S: 5 H: 0 LOB: 0 BB: 0 P: 6	R: 0 E: 0 K: 1 S: 11 H: 0 LOB: 0 BB: 0 P: 13		1B: 6 2B: 3 3B: 0 HR: 1 SF: 0 SAC: 2 DP: 0 HBP: 0			WP: 1 PB: 0 SB: 0 CS: 0 PA: 40	

PITCHER		IP	WLS	BF	H	R	ER	SO	BB	IBB	HBP	BLK	WP	HR	S	P	ERA	WHIP
28 Corey Kluber, R ERA: 3.94	(1, 1)	5.0	L	27	8	8	5	7	1	0	0	0	1	1	67	97	9.00	1.800
61 Dan Otero, R ERA: 1.05	(6, 1)	0.0		2	2	0	0	0	0	0	0	0	0	0	2	3	∞	∞
33 Tom Gorzelanny, L ERA:	(6, 1)	0.1		2	0	0	0	0	0	1	0	0	0	0	1	5	0.00	0.000
53 Jeff Manship, R ERA: 2.7	(6, 1)	0.2		3	0	1	1	1	1	0	0	0	0	0	6	11	13.50	1.500
34 Zach McAllister, R ERA: 3.47	(7, 1)	1.0		3	0	0	0	1	0	0	0	0	0	0	5	6	0.00	0.000

PITCHER		IP	WLS	BF	H	R	ER	SO	BB	IBB	HBP	BLK	WP	HR	S	P	ERA	WHIP
37 Cody Allen, R ERA: 3.25	(8, 1)	1.0		3	0	0	0	1	0	0	0	0	0	0	11	13	0.00	0.000

BOTTOM

Cleveland Indians @ Kansas City Royals

Kauffman Stadium, Kansas City, MO

Wed Jun 15 2016, 7:16 PM - 10:03 PM CDT

Att. 33,546 - Clear - 97 F

livebaseballscorecards.com

AB	35
R	9
H	10
RBI	8
BB	3
SO	10
LOB	18

Batter	1	2	3	4	5	6	7	8	9	AB	R	H	RBI	BB	SO	LOB
12 Tim Anderson, R (1, 6) OBP: 0.300, SLG: 0.467	B FC 93 B FC 88 C SI 90 F FC 87 S FF 92 2-3 ① K		F KC 73 X SI 91 0-1 ① L9		C CH 85 B KC 74 1 SAFE F FC 88 D KC 78 X SI 92 2-2 ① F9			B SL 79 X FC 92 1-0 79 G6-3 1 S 1B	S FF 93 M KC 84 S KC 84 0-3 ③ K	5	0	1	0	0	2	2
1 Adam Eaton, L (1, 9) OBP: 0.361, SLG: 0.402	C SI 91 B CH 85 F SI 91 C KC 76 1-3 ② K		C CH 84 S KC 75 B FF 95 F FC 88 X KC 78 1-2 79 G6-3 3B		B SI 93 F SI 92 F SI 92 B SI 91 1 SAFE B FC 91 F FF 94 X SI 92 3-2 ②③ G4-3 1-2			1 SAFE S FC 93 F FC 93 S FC 93 0-3 ① K 1-2		4	1	1	0	0	2	2
79 José Abreu, R (1, 3) OBP: 0.320, SLG: 0.417	B KC 73 B FC 86 C SI 91 F FF 94 B KC 78 B FF 95 4-2 BB		B FF 91 X SI 93 1-0 ② G6-3 3-H			F FF 92 S KC 76 B FF 95 C SI 92 1-3 ① K		B FC 92 C FC 92 B FC 93 X FC 92 2-1 ② G6-3 2-3		3	0	0	1	1	1	1
53 Melky Cabrera, S (1, 7) OBP: 0.347, SLG: 0.429	X SI 92 0-0 ③ P6		C FF 95 F FF 96 S KC 81 0-3 ③ K			C KC 75 X FF 94 0-1 2B		B FC 92 B FC 91 B FC 92 I IN 66 4-0 IBB		3	0	1	0	1	1	1
21 Todd Frazier, R (1, 5) OBP: 0.300, SLG: 0.457		C SI 92 F KC 73 B SI 92 B FC 89 B KC 77 X SI 93 3-2 ① G1-4-3		B KC 75 C FF 93 B FF 94 B FC 89 F SI 93 C FF 95 3-3 ① K		C SI 91 S FC 88 X KC 78 0-2 ② G6-3		F FC 94 S FC 93 F SL 81 S FC 92 0-3 ③ K		4	0	0	0	0	2	3
31 Alex Avila, L (1, 2) OBP: 0.343, SLG: 0.341		F SI 91 B FF 92 B SI 92 C SI 92 B CH 88 F SI 92 S CH 86 3-3 ② K		B CH 86 B SI 91 C SI 91 B SI 92 B FF 93 4-1 15 FC6-4 BB		F SI 91 X CH 85 0-1 ③ G3			B FF 94 F FF 94 B FF 94 X FF 94 2-1 ① G4-3	3	0	0	0	1	1	1
15 Brett Lawrie, R (1, 4) OBP: 0.310, SLG: 0.393		F FC 91 B KC 77 B KC 76 B FF 94 B CH 85 4-1 26 1B BB		C FC 88 F SI 94 X FF 94 0-2 ② FC6-4 1-2f			B KC 73 B FC 88 C SI 92 B FF 92 F SI 92 S FF 94 3-3 ① K		B KC 84 B FF 95 F FF 95 X FF 95 2-1 26 2B 2B	3	1	1	0	1	1	1
26 Avisaíl García, R (1, 10) OBP: 0.313, SLG: 0.385		C FC 88 B FF 94 B SI 92 1 SAFE 1 SAFE S FC 88 F SI 94 X SI 93 2-2 1-2 1B		1 SAFE B FC 86 B FC 87 S CH 86 X SI 94 2-1 ③ L4			B KC 76 C CH 84 S FC 90 S KC 80 1-3 ② K		X KC 83 0-0 2-H 2B	4	0	2	1	0	1	1
20 JB Shuck, L (1, 8) OBP: 0.250, SLG: 0.286		C SI 93 S FC 89 D KC 78 F FF 95 F KC 79 S KC 78 1-3 ③ K2-3			B CH 84 B CH 83 B SI 92 C SI 92 X SI 91 3-1 1 G4-3 1B		X FF 94 0-0 ③ P5		F FF 94 B KC 83 S FF 95 T KC 84 1-2 ② K	4	0	1	0	0	2	3
Inning Stats	R: 0 E: 0 K: 2 S: 9 H: 0 LOB: 1 BB: 1 P: 16	R: 0 E: 0 K: 2 S: 17 H: 1 LOB: 2 BB: 1 P: 30	R: 1 E: 0 K: 1 S: 10 H: 1 LOB: 0 BB: 0 P: 12	R: 0 E: 0 K: 1 S: 9 H: 0 LOB: 1 BB: 1 P: 18	R: 0 E: 0 K: 0 S: 9 H: 1 LOB: 0 BB: 0 P: 17	R: 0 E: 0 K: 1 S: 10 H: 1 LOB: 1 BB: 0 P: 11	R: 0 E: 0 K: 2 S: 7 H: 0 LOB: 0 BB: 0 P: 11	R: 0 E: 0 K: 2 S: 10 H: 1 LOB: 2 BB: 1 P: 17	R: 1 E: 0 K: 2 S: 11 H: 2 LOB: 1 BB: 0 P: 16	1B: 3 2B: 3 3B: 1 HR: 0 SF: 0 SAC: 0 DP: 0 HBP: 0						

PITCHER		IP	WLS	BF	H	R	ER	SO	BB	IBB	HBP	BLK	WP	HR	S	P	ERA	WHIP
47 Trevor Bauer, R ERA: 3.46	(1, 1)	7.0		27	4	1	1	9	3	0	0	0	0	0	71	115	1.29	1.000
27 Bryan Shaw, R ERA: 5.47	(8, 1)	1.0		5	1	0	0	2	0	1	0	0	0	0	10	17	0.00	1.000
37 Cody Allen, R ERA: 3.45	(9, 1)	1.0	W	5	2	1	1	2	0	0	0	0	0	0	11	16	9.00	2.000

PITCHER	IP	WLS	BF	H	R	ER	SO	BB	IBB	HBP	BLK	WP	HR	S	P	ERA	WHIP

TOP

Chicago White Sox @ Cleveland Indians

Progressive Field, Cleveland, OH

Fri Jun 17 2016, 7:11 PM - 9:57 PM EDT

Att. 27,912 - Clear - 75 F

livebaseballscorecards.com

AB	33
R	2
H	7
RBI	2
BB	4
SO	13
LOB	15

WP: 0 PB: 0 SB: 1 CS: 0 PA: 37

Batter	1	2	3	4	5	6	7	8	9	AB	R	H	RBI	BB	SO	LOB
20 Rajai Davis, R (1, 7) OBP: 0.323, SLG: 0.401	B FF 90 B SI 90 B FF 91 C FF 90 X FF 91 3-1 22 S/ 12 1B 1B		C CU 77 X CU 77 0-1 ② G6-3			F FF 90 1 SAFE D CU 77 T FF 90 1 SAFE 1 SAFE S FF 91 1-3 ① K		1 SAFE F CU 77 S CU 76 1 SAFE C SI 90 0-3 ① K		4	1	1	0	0	2	2
22 Jason Kipnis, L (1, 4) OBP: 0.324, SLG: 0.424	B FF 91 C FF 92 C FF 92 D CU 78 S CU 79 2-3 ① K 1-2		B SI 91 B FF 92 X FF 91 2-0 ③ G6-3			C FF 90 F FF 91 X FF 90 0-2 ② F7		C CU 77 X FF 90 0-1 1-H 2B		4	0	1	1	0	1	2
12 Francisco Lindor, S (1, 6) OBP: 0.364, SLG: 0.447	B CU 78 D CH 87 X FF 91 2-0 26 CS 2-H 1B			C FF 91 S CU 77 X FF 91 0-2 ① G6-3		C CH 85 B FF 91 1 SAFE B CU 78 B CU 78 B SI 90 4-1 1-2 BB		F FF 90 X CU 76 0-1 ② G5-3		3	0	1	1	1	0	1
26 Mike Napoli, R (1, 3) OBP: 0.299, SLG: 0.462	1 SAFE B FF 89 1 SAFE 1 SAFE B CH 86 F SI 90 S FF 91 B FF 92 X FF 91 3-2 ②③ P4 1-2			B CH 85 B SI 91 C SI 91 C FF 92 F FF 93 F CU 76 B SI 92 F CU 76 X FF 91 3-2 ② G1-3		B CU 77 F SI 91 F CH 85 X FF 91 1-2 ③ G3-1		X SI 97 0-0 ③ G5-3		4	0	0	0	0	0	4
41 Carlos Santana, S (1, 10) OBP: 0.332, SLG: 0.453		C FF 90 S CU 77 B FF 92 F FF 92 C SI 91 1-3 ① K		C CH 85 B FF 90 B CH 84 F FF 91 S CU 76 2-3 ③ K			X CU 76 0-0 ① F7		C SL 87 C SL 88 X SL 88 0-2 HR	4	1	1	1	0	2	0
11 José Ramírez, S (1, 5) OBP: 0.359, SLG: 0.415	B FF 91 X FF 92 1-0 1B				B CU 75 C FF 90 C FF 90 B SI 91 X CU 76 2-2 ① F7		B FF 90 F FF 90 C FF 91 C FF 90 1-3 ② K			3	0	1	0	0	1	0
38 Chris Gimenez, R (1, 2) OBP: 0.246, SLG: 0.314 10 Yan Gomes, R (9, 2) OBP: 0.204, SLG: 0.339	C FF 91 C SI 92 B FF 92 1 SAFE 1 SAFE D CU 78 F SI 92 B FF 92 1 SAFE 3-2 ② X FF 92 F9				F FF 90 X FF 90 0-1 ② G5-3		X SI 91 0-0 1B			3 0	0 0	1 0	0 0	0 0	0 0	1 0
8 Lonnie Chisenhall, L (1, 9) OBP: 0.338, SLG: 0.403	C FF 91 S CU 78 X FF 92 0-2 ③ G6-3				S CU 75 X SI 90 0-1 ③ G6-3		B SI 91 S FF 91 S SI 91 B SI 91 X CU 77 2-2 ③ L8			3	0	0	0	0	0	2
1 Michael Martinez, S (1, 8) OBP: 0.333, SLG: 0.467			C FF 90 B CU 76 B CH 85 X SI 92 2-1 ① L8			X FF 90 0-0 12 BB 1B		F FF 90 B CU 76 B CU 76 F FF 90 X SI 90 2-2 22 2B 1B		3	1	2	0	0	0	0
Inning Stats	R: 1 E: 0 K: 1 S: 9 H: 2 LOB: 0 BB: 0 P: 19	R: 0 E: 0 K: 1 S: 12 H: 1 LOB: 1 BB: 0 P: 17	R: 0 E: 0 K: 0 S: 5 H: 0 LOB: 0 BB: 0 P: 9	R: 0 E: 0 K: 1 S: 12 H: 0 LOB: 0 BB: 0 P: 17	R: 0 E: 0 K: 0 S: 7 H: 0 LOB: 0 BB: 0 P: 9	R: 0 E: 0 K: 1 S: 11 H: 1 LOB: 2 BB: 1 P: 17	R: 0 E: 0 K: 1 S: 8 H: 1 LOB: 1 BB: 0 P: 11	R: 1 E: 0 K: 1 S: 11 H: 2 LOB: 1 BB: 0 P: 13	R: 1 E: 0 K: 0 S: 3 H: 1 LOB: 0 BB: 0 P: 3	1B: 6 2B: 1 3B: 0 HR: 1	SF: 0 SAC: 0 DP: 0 HBP: 0			WP: 0 PB: 0 SB: 1 CS: 1	PA: 32	

PITCHER		IP	WLS	BF	H	R	ER	SO	BB	IBB	HBP	BLK	WP	HR	S	P	ERA	WHIP
62 Jose Quintana, L ERA: 2.63	(1, 1)	7.2		30	7	2	2	6	1	0	0	0	0	0	74	111	2.35	1.043
65 Nate Jones, R ERA: 3.07	(8, 1)	0.1	L	2	1	1	1	0	0	0	0	0	0	1	4	4	27.00	3.000

PITCHER	IP	WLS	BF	H	R	ER	SO	BB	IBB	HBP	BLK	WP	HR	S	P	ERA	WHIP

BOTTOM

Chicago White Sox @ Cleveland Indians

Progressive Field, Cleveland, OH

Fri Jun 17 2016, 7:11 PM - 9:57 PM EDT

Att. 27,912 - Clear - 75 F

livebaseballscorecards.com

AB	31
R	3
H	8
RBI	3
BB	1
SO	6
LOB	12

Batter	1	2	3	4	5	6	7	8	9	AB	R	H	RBI	BB	SO	LOB
12 Tim Anderson, R (1, 6) OBP: 0.265, SLG: 0.412	F FF 95 B FF 95 X SI 94 1-1 ① G5-3			B FF 96 T FF 95 S FF 96 C FF 96 1-3 ① K	C FF 94 S SL 84 B FF 94 B FF 96 B SL 86 S FF 95 3-3 ③ K			C SI 94 C CU 84 B FF 96 F SI 95 C FC 92 1-3 ① K		4	0	0	0	0	3	1
1 Adam Eaton, L (1, 9) OBP: 0.363, SLG: 0.404	F FF 94 T FF 96 F FF 96 F FF 95 C CH 86 0-3 ② K			B CU 80 B FF 95 F FF 95 F FF 96 B FF 97 X 3-2 79 2B 1B		B FF 93 F FF 92 B CH 85 B FF 93 X FF 94 3-1 79 HR 1B		C FF 95 B FC 93 X FF 96 1-1 ② G6-3		4	1	2	0	0	1	0
79 José Abreu, R (1, 3) OBP: 0.325, SLG: 0.437	C FF 96 X SL 86 0-1 ③ F8			C FF 96 F FF 96 X CH 88 0-2 1-3 2B		B FF 94 S SL 85 X SI 95 1-1 1-H HR		B FF 95 X CU 85 1-0 1B		4	1	3	2	0	0	0
53 Melky Cabrera, S (1, 7) OBP: 0.346, SLG: 0.427 36 Jason Coats, R (4, PH) (4, 7)		B FF 93 B FF 94 C FF 95 F FF 96 B CH 86 X FF 96 3-2 ① F7		B FF 96 B FF 96 B FF 95 C FF 95 B FF 96 4-1 BB		B FF 95 F FF 95 F FF 96 X SL 85 1-2 ① G6-3		X FF 93 0-0 ③ G4-3		1 2	0 0	0 0	0 0	0 1	0 0	0 1
21 Todd Frazier, R (1, 5) OBP: 0.296, SLG: 0.449		C FF 97 F FF 97 X FF 97 0-2 ② F7		C CH 86 C FF 98 S FF 97 0-3 ② K		B FF 96 C SL 85 B SL 86 B CH 86 S FF 97 C CH 87 3-3 ② K			F FF 90 B SI 89 F SI 89 B SI 90 C SI 90 2-3 ① K	4	0	0	0	0	3	3
27 Dioner Navarro, S (1, 2) OBP: 0.270, SLG: 0.343 18 Tyler Saladino, R (9, PH) OBP: 0.288, SLG: 0.418		B FF 95 B FF 96 C FF 95 F FF 96 B CH 88 X SI 96 3-2 ③ G3		C FF 97 X FF 98 0-1 ③ G6-3		B SL 82 F FF 96 B SL 82 S FF 95 B CH 86 F FF 96 X FF 95 3-2 ③ L3			C SI 88 F CU 81 B SI 90 X SI 90 1-2 1B	3 1	0 0	0 1	0 0	0 0	0 0	3 0
15 Brett Lawrie, R (1, 4) OBP: 0.306, SLG: 0.386			C FF 93 F SL 86 X FF 95 0-2 ① F9		X SI 93 0-0 ① P6		B FF 92 F FF 93 B FF 95 S FF 95 X FF 95 2-2 ① F8		C SI 89 C SI 91 F FF 90 X FF 91 0-2 ② L8	4	0	0	0	0	0	1
26 Avisaíl García, R (1, 10) OBP: 0.311, SLG: 0.383			B FF 96 F SI 94 C CU 80 B FF 96 S SL 87 2-3 ② K		B FF 93 X FF 95 1-0 20 FC5-4 1B		S FF 94 B CU 80 B FF 96 F FF 94 T CH 85 2-2 ② K		F SI 90 F SI 90 F SL 82 B FF 90 F FF 90 F SI 91 F SI 92 S SI 91 1-3 ③ K	4	0	1	0	0	3	1
20 JB Shuck, L (1, 8) OBP: 0.236, SLG: 0.269			B FF 95 B FF 95 C FF 95 C FF 95 X CH 88 2-2 ③ G1-3		C FF 94 F FF 94 X FF 95 0-2 ② FC5-4 1-2f		C FF 92 B FF 94 S CU 79 B FF 93 C FF 93 2-3 ③ K			3	0	0	0	0	1	1
Inning Stats	R: 0 E: 0 K: 1 S: 9 H: 0 LOB: 0 BB: 0 P: 10	R: 0 E: 0 K: 0 S: 9 H: 0 LOB: 0 BB: 0 P: 15	R: 0 E: 0 K: 1 S: 9 H: 0 LOB: 0 BB: 0 P: 13	R: 0 E: 0 K: 2 S: 15 H: 2 LOB: 3 BB: 1 P: 23	R: 0 E: 0 K: 1 S: 8 H: 1 LOB: 1 BB: 0 P: 12	R: 2 E: 0 K: 1 S: 14 H: 2 LOB: 0 BB: 0 P: 25	R: 0 E: 0 K: 2 S: 9 H: 0 LOB: 0 BB: 0 P: 15	R: 0 E: 0 K: 1 S: 8 H: 1 LOB: 1 BB: 0 P: 11	R: 0 E: 0 K: 2 S: 17 H: 1 LOB: 1 BB: 0 P: 21	1B: 5 2B: 1 3B: 0 HR: 1 SF: 0 SAC: 0 DP: 0 HBP: 0						

Chicago White Sox @ Cleveland Indians

Progressive Field, Cleveland, OH

Sat Jun 18 2016, 6:12 PM - 9:11 PM EDT

Att. 31,066 - Partly Cloudy - 77 F

TOP

livebaseballscorecards.com

AB	34
R	2
H	7
RBI	2
BB	1
SO	11
LOB	11

WP: 0 PB: 0 SB: 0 CS: 0 PA: 35

PITCHER		IP	WLS	BF	H	R	ER	SO	BB	IBB	HBP	BLK	WP	HR	S	P	ERA	WHIP
31 Danny Salazar, R ERA: 2.23	(1, 1)	6.2	W	26	5	2	2	7	1	0	0	0	0	1	70	108	2.70	0.900
62 Joba Chamberlain, R ERA: 2.2	(7, 1)	0.1		1	0	0	0	1	0	0	0	0	0	0	3	5	0.00	0.000
48 Tommy Hunter, R ERA: 3.0	(8, 1)	1.0		4	1	0	0	1	0	0	0	0	0	0	8	11	0.00	1.000
61 Dan Otero, R ERA: 1.01	(9, 1)	1.0		4	1	0	0	2	0	0	0	0	0	0	17	21	0.00	1.000

PITCHER	IP	WLS	BF	H	R	ER	SO	BB	IBB	HBP	BLK	WP	HR	S	P	ERA	WHIP

Batter	1	2	3	4	5	6	7	8	9	AB	R	H	RBI	BB	SO	LOB
41 Carlos Santana, S (1, 3) OBP: 0.332, SLG: 0.448	B FF 91 B FF 90 B FF 90 B FF 90 4-0 22 2B 12 1B BB S KC 78 X FC 88 1-0 ③ L6	B FS 86 X FF 92 1-0 ③ P3		X FF 92 0-0 ③ F9		B FF 93 X SI 92 1-0 ③ P5		X FF 93 0-0 1-2 1B		5	1	1	0	1	0	6
22 Jason Kipnis, L (1, 4) OBP: 0.324, SLG: 0.423	C FF 91 X SI 91 0-1 12 1B 26 HR 1-3 2B	B FF 89 B CH 83 F FF 90 B FC 86 B FF 89 4-1 12 1B 11 FC3-2 BB	B FF 93 C S B F S SL 78 2-3 ① K		B FF 90 B SI 91 C SI 91 B FF 92 F SI 91 S SI 91 3-3 ① K		T FF 87 F SI 89 B FF 86 F CU 74 B CU 74 F SL 80 F SI 90 S CU 74 2-3 ① K	B CH 87 F FF 93 B FF 93 B FF 94 X FF 93 3-1 ③ L6		5	1	1	0	1	3	2
12 Francisco Lindor, S (1, 6) OBP: 0.369, SLG: 0.451 1 Michael Martinez, S (6, 7) OBP: 0.348, SLG: 0.467	C FF 91 X FC 88 0-1 26 HR 2-3 3-H 1B	F SI 90 B CH 85 X FF 90 1-1 11 FC3-2 26 S 4 1B 1-3 1B	B FF 92 B FS 85 X FF 92 2-0 26 G1-4-3 1B		B SI 91 X FS 86 1-0 ② G6-3		S SL 79 B CU 74 S SL 88 B CU 74 F SI 89 B SI 90 B SL 80 4-2 11 1B BB			4 0	2 0	3 0	1 0	0 1	0 0	0 0
26 Mike Napoli, R (1, 10) OBP: 0.298, SLG: 0.471 38 Chris Gimenez, R (7, PH) OBP: 0.241, SLG: 0.308 (8, 10)	B FF 92 B FF 90 1 SAFE X FC 86 2-0 1-H 3-H HR	C SI 89 B CH 83 B SI 89 F CH 81 F FC 86 F CH 84 S CH 83 2-3 ① K 1-2	C FF 92 X FF 92 0-1 ② ③ G1-4-3 1-2f		B SL 79 C FF 91 F FF 91 F SL 78 B SI 92 S SL 79 2-3 ③ K		B FF 92 S FF 92 F SL 84 B CU 78 X FF 93 2-2 ② L5			4 1	1 0	1 0	3 0	0 0	2 0	3 1
11 José Ramírez, S (1, 7) OBP: 0.365, SLG: 0.422 (6, 6)	C FF 90 F FF 91 X CH 84 0-2 72 1B 2B	F KC 78 B CH 84 F CH 84 X SI 90 1-2 ② FC3-2 8 BB 4 1B 10 BB 2-3 3-H	C SI 91 B FF 92 B FS 85 T SI 91 C SI 91 2-3 ① K		C SI 91 C FF 92 B CU 78 B CU 80 B SI 92 B SI 91 4-2 4 HR BB		C FF 93 F FF 94 X FF 93 0-2 1-2 1B			4	3	2	0	1	1	2
4 Juan Uribe, R (1, 5) OBP: 0.285, SLG: 0.327	B FF 91 S CH 84 S CH 83 F FF 91 S CH 83 1-3 ① K	X FC 83 0-0 10 BB 8 BB 72 E 1-2 3-H 1B	X FF 91 0-0 10 1B 72 3B 1B			S SI 92 X SI 92 0-1 1-H HR	F SL 86 B FF 94 B SL 84 X FF 94 2-1 ③ F9			5	3	3	3	0	1	3
8 Lonnie Chisenhall, L (1, 9) OBP: 0.340, SLG: 0.394	B FC 88 S CH 83 B FC 87 B FC 88 B CH 83 4-1 72 1B BB	B FF 91 D SI 91 B FF 92 B FF 92 4-0 72 E 10 BB 1-2 2-3 BB	S SI 91 S FF 92 S SI 91 0-3 ② K			C SI 91 F CH 81 X CU 79 0-2 ① F8		C CH 86 B FF 92 B CH 87 B FF 93 X FF 93 3-1 ① L3		3	0	0	0	2	1	1
10 Yan Gomes, R (1, 2) OBP: 0.209, SLG: 0.337	B KC 78 B FF 90 X FF 90 2-0 ② F8	D SL 79 B SI 92 B SI 91 B FF 92 4-0 72 E 1-2 2-3 3-H BB	B SL 79 B FF 91 C FF 93 F SI 92 F SL 79 X SL 79 2-2 72 3B 1-2 1B			B SI 91 F FF 92 X SL 88 1-1 ② F9		F FF 93 B FF 93 B FF 92 S FF 93 F FF 94 F CU 80 C CU 80 2-3 ② K		4	1	1	1	1	1	2
72 Tyler Naquin, L (1, 8) OBP: 0.375, SLG: 0.553	C FF 91 B CH 84 F CH 83 X FC 87 1-2 1-3 2-H 1B	B FF 92 3 SAFE C FF 91 B FF 92 B FF 92 F FF 92 B FF 93 4-2 1-2 2-3 3-H BB	D FF 92 F FF 92 X SL 78 1-1 1-H 2-H 3B			B SI 92 S SI 93 X CH 83 1-1 HR		C FF 93 F FF 93 B FF 94 B FF 94 B FF 94 F FF 94 F FF 93 B CU 80 4-2 41 1B BB		3	1	3	4	2	0	0
Inning Stats	R: 5 E: 0 K: 1 S: 18 H: 5 LOB: 2 BB: 2 P: 33	R: 3 E: 1 K: 1 S: 15 H: 2 LOB: 3 BB: 4 P: 36	R: 0 E: 0 K: 1 S: 7 H: 1 LOB: 0 BB: 0 P: 11	R: 2 E: 0 K: 2 S: 14 H: 3 LOB: 1 BB: 0 P: 19	R: 0 E: 0 K: 2 S: 8 H: 0 LOB: 0 BB: 0 P: 14	R: 3 E: 0 K: 0 S: 12 H: 2 LOB: 0 BB: 1 P: 19	R: 0 E: 0 K: 1 S: 17 H: 1 LOB: 2 BB: 1 P: 27	R: 0 E: 0 K: 1 S: 14 H: 1 LOB: 2 BB: 1 P: 26		1B: 9 2B: 2 3B: 1 HR: 3 SF: 0 SAC: 0 DP: 1 HBP: 0				

PITCHER		IP	WLS	BF	H	R	ER	SO	BB	IBB	HBP	BLK	WP	HR	S	P	ERA	WHIP
25 James Shields, R ERA: 6.28	(1, 1)	1.2	L	15	7	8	8	2	3	0	0	0	0	1	30	53	43.20	6.000
64 Matt Purke, L ERA: 5.06	(2, 1)	3.1		16	4	2	2	5	3	0	0	0	0	0	32	60	5.40	2.100
34 Matt Albers, R ERA: 4.8	(6, 1)	1.0		6	2	3	3	0	1	0	0	0	0	2	12	19	27.00	3.000
33 Zach Duke, L ERA: 3.18	(7, 1)	0.1		2	0	0	0	1	1	0	0	0	0	0	9	15	0.00	3.000
66 Michael Ynoa, R ERA:	(7, 1)	1.2		8	2	0	0	1	1	0	0	0	0	0	22	38	0.00	1.800

PITCHER	IP	WLS	BF	H	R	ER	SO	BB	IBB	HBP	BLK	WP	HR	S	P	ERA	WHIP

BOTTOM

Chicago White Sox @ Cleveland Indians

Progressive Field, Cleveland, OH

Sat Jun 18 2016, 6:12 PM - 9:11 PM EDT

Att. 31,066 - Partly Cloudy - 77 F

livebaseballscorecards.com

AB	38
R	13
H	15
RBI	12
BB	9
SO	9
LOB	20

Chicago White Sox @ Cleveland Indians

Progressive Field, Cleveland, OH

Sun Jun 19 2016, 1:12 PM - 4:24 PM EDT

Att. 25,269 - Partly Cloudy - 86 F

livebaseballscorecards.com

TOP

Batter	1	2	3	4	5	6	7	8	9	10	AB	R	H	RBI	BB	SO	LOB
12 Tim Anderson, R (1, 6) OBP: 0.282, SLG: 0.436	B FF 95 S CH 91 X FF 95 1-1 1 SH2-3 79 2B 2B		C CU 82 S CU 84 S CU 84 0-3 ② K		X FF 93 0-0 1 E 1B			B SL 85 C SL 87 B SI 92 F CH 88 C CU 84 2-3 ① K		F SI 90 X SI 90 0-1 ② G4-3	5	1	2	0	0	2	0
1 Adam Eaton, L (1, 9) (10, 8) OBP: 0.365, SLG: 0.409	X FF 95 0-0 ① SH2-3 2-3		C FF 94 F CU 83 S CU 85 0-3 ③ K		X CH 88 0-0 E4 1-2			B FF 92 F CU 83 X CH 88 1-1 2B		B SI 90 C CH 83 B SI 91 S SI 90 B SI 91 X SI 89 3-2 1B	4	0	2	0	0	1	1
79 José Abreu, R (1, 3) OBP: 0.323, SLG: 0.437	F SI 95 S SI 95 X CH 90 0-2 3-H 2B			S SL 84 B SI 94 B SI 94 F FF 93 F CU 84 X SI 94 2-2 ① G6-3	B SI 93 F CU 84 B SI 94 B SI 93 X SI 94 3-1 ③ G6-3			C SL 78 D FC 90 S SL 79 B FC 93 X SL 80 2-2 ② P3		C FF 90 B SI 90 S FF 90 B SI 90 S SI 90 2-3 ③ K	5	0	1	1	0	1	4
53 Melky Cabrera, S (1, 7) OBP: 0.344, SLG: 0.437	C FF 95 F FF 95 X FF 94 0-2 ② F7			B SL 84 B FF 92 F FF 93 F CH 89 X CU 84 2-2 HR	B FF 93 X CH 89 1-0 ① F9			B FC 92 F FC 92 X FC 92 1-1 ③ G3			4	1	1	1	0	0	2
21 Todd Frazier, R (1, 5) OBP: 0.299, SLG: 0.446	D SL 89 F FF 95 B SI 94 S SL 89 S CU 85 2-3 ③ K			S SL 87 B SI 94 B CU 83 B FF 94 B SL 88 4-1 15 FC6-4 BB	S CU 84 B SL 87 B SI 93 B FF 94 B SI 93 4-1 31 G4-6-3 BB				C FF 94 B FF 94 B KC 85 S FF 94 S FF 95 2-3 ① K		2	0	0	0	2	2	1
31 Alex Avila, L (1, 2) OBP: 0.339, SLG: 0.330		C FF 93 F CH 90 F FF 94 B SL 85 B FF 93 B CH 90 B FF 95 4-2 26 G4-6-3 BB		B FF 94 1 SAFE X FF 92 1-0 ② P6	C SL 88 1 SAFE B FF 93 X CH 88 1-1 ②③ G4-6-3 1-2f				S KC 84 C KC 84 S KC 85 0-3 ② K		3	0	0	0	1	1	2
15 Brett Lawrie, R (1, 4) OBP: 0.305, SLG: 0.382		C SL 89 B SI 94 S SL 89 S SL 88 1-3 ① K		1 SAFE B FF 91 C SL 87 X FF 93 1-1 ③ FC6-4 1-2f			S FF 93 B CU 83 F FF 93 X CH 89 1-2 ① G6-3		B FF 95 B KC 85 C FF 94 B KC 85 B FF 95 4-1 BB		3	0	0	0	1	1	2
26 Avisaíl García, R (1, 10) OBP: 0.310, SLG: 0.377		F FF 94 B SI 94 X SL 89 1-1 ②③ G4-6-3 1-2f			B CU 82 S SI 92 S SI 94 B SI 93 B CU 85 B SL 85 4-2 20 G3-6-3 BB		C CU 82 S CH 89 S SI 93 0-3 ② K		S FF 95 1 SAFE F FF 94 F KC 83 B FF 94 B FF 94 S FF 94 2-3 ③ K		3	0	0	0	1	2	2
20 JB Shuck, L (1, 8) OBP: 0.220, SLG: 0.250 18 Tyler Saladino, R (10, 8) OBP: 0.288, SLG: 0.418 36 Jason Coats, R (10, 9)			X FF 92 0-0 ① L8		F CH 87 B FF 93 X CH 89 1-1 ①② G3-6-3 1-2f		B CU 83 X FF 93 1-0 ③ L9		B FF 90 B FF 90 C SI 88 X SI 89 2-1 ① F7		4 0 0	0 0 0	0 0 0	0 0 0	0 0 0	0 0 0	1 0 0
Inning Stats	R: 1 H: 2 E: 0 LOB: 1 K: 1 BB: 0 S: 12 P: 15	R: 0 H: 0 E: 0 LOB: 0 K: 1 BB: 1 S: 8 P: 14	R: 0 H: 0 E: 0 LOB: 0 K: 2 BB: 0 S: 7 P: 7	R: 1 H: 1 E: 0 LOB: 1 K: 0 BB: 1 S: 11 P: 21	R: 0 H: 1 E: 1 LOB: 2 K: 0 BB: 1 S: 8 P: 16	R: 0 H: 0 E: 0 LOB: 0 K: 0 BB: 1 S: 4 P: 10	R: 0 H: 0 E: 0 LOB: 0 K: 1 BB: 0 S: 7 P: 9	R: 0 H: 1 E: 0 LOB: 1 K: 1 BB: 0 S: 10 P: 16	R: 0 H: 0 E: 0 LOB: 1 K: 3 BB: 1 S: 11 P: 19	R: 0 H: 1 E: 0 LOB: 1 K: 1 BB: 0 S: 10 P: 17							

PITCHER		IP	WLS	BF	H	R	ER	SO	BB	IBB	HBP	BLK	WP	HR	S	P	ERA	WHIP
59 Carlos Carrasco, R ERA: 3.26	(1, 1)	7.1		29	5	2	2	6	4	0	0	0	0	1	62	100	2.46	1.227
27 Bryan Shaw, R ERA: 5.33	(8, 1)	0.2		2	0	0	0	0	0	0	0	0	0	0	5	8	0.00	0.000
37 Cody Allen, R ERA: 3.34	(9, 1)	1.0		4	0	0	0	3	1	0	0	0	0	0	11	19	0.00	1.000
61 Dan Otero, R ERA: 0.98	(10, 1)	1.0	W	4	1	0	0	1	0	0	0	0	0	0	10	17	0.00	1.000

PITCHER	IP	WLS	BF	H	R	ER	SO	BB	IBB	HBP	BLK	WP	HR	S	P	ERA	WHIP

AB	33
R	2
H	6
RBI	2
BB	5
SO	10
LOB	15

1B: 2	SF: 0	WP: 0	PA: 39
2B: 3	SAC: 1	PB: 0	
3B: 0	DP: 3	SB: 0	
HR: 1	HBP: 0	CS: 0	

Batter	1	2	3	4	5	6	7	8	9	10	AB	R	H	RBI	BB	SO	LOB
20 Rajai Davis, R (1, 8) (10, 7) OBP: 0.333, SLG: 0.419	C SI 91 X FF 91 0-1 12 S 22 1B 26 SF9 1B		B CH 81 F FF 92 F SL 86 F SI 95 F SL 89 X CH 86 1-2 22 S 2B		X SI 91 0-0 22 FC4-6 1B		B FS 82 1 SAFE F FS 82 D FS 84 F FS 82 B FF 90 C FS 81 3-3 ② ③ 1-2			B FC 90 B FC 90 X FC 90 2-0 22 SH5-4 11 1B 2B	5	2	4	0	0	1	1
22 Jason Kipnis, L (1, 4) OBP: 0.323, SLG: 0.420	B FF 92 X FF 90 1-0 41 1B 1-2 1B		S FF 95 B FF 94 S SL 89 S SL 90 1-3 ① K 2-3		C SI 92 B FF 91 X SI 94 1-1 ① FC4-6 1-2f			B FF 90 X FS 84 1-0 ① G4-3		B FC 92 X FC 92 1-0 ① SH5-4 2-3	4	0	1	0	0	1	2
12 Francisco Lindor, S (1, 6) OBP: 0.370, SLG: 0.446	B SI 93 L FF 93 S SL 89 D SL 89 S SL 89 2-3 ① K 2-3		B SL 87 S SL 88 X SL 87 1-1 ② G6-3		F SI 93 X SI 93 0-1 ② L9			B FS 83 F FS 82 B FF 91 S FS 83 B FS 85 B FS 85 4-2 26 1B BB		I IN 72 I IN 72 I IN 73 I IN 72 4-0 11 1B 26 IBB IBB	3	0	0	0	2	1	4
26 Mike Napoli, R (1, 10) OBP: 0.304, SLG: 0.471	X SI 95 0-0 ② SF9 3-H		B SI 97 B FF 96 C SL 87 B FF 96 B FF 97 4-1 BB		T SL 86 B SI 96 C FF 93 B SL 90 T SI 93 2-2 ③ K			C FC 90 C FC 90 X FS 83 0-2 ② 1-3 1B		I IN 76 I IN 76 I IN 76 I IN 78 4-0 11 1B IBB 1-2	2	0	1	1	2	1	1
41 Carlos Santana, S (1, 3) OBP: 0.330, SLG: 0.443	B SI 95 B SI 93 X SI 92 2-0 1-2 1B		B SI 96 F SL 88 B FF 96 S SL 90 F SL 91 S SI 96 2-3 ③ K			X FF 95 0-0 ① L6		B FS 84 X FF 90 1-0 ③ P6		S KC 84 X FC 93 0-1 ② P5	5	0	1	0	0	1	6
11 José Ramírez, S (1, 7) OBP: 0.361, SLG: 0.417 (10, 5)	F SI 94 F SL 89 S SL 89 0-3 ③ K			B SL 84 B SI 90 B SI 92 C SI 92 C FF 92 X SL 89 3-2 ① G4-3		C FF 93 F SL 87 F SI 97 B SI 97 C SI 97 1-3 ② K			B SI 96 X SI 96 1-0 ① F7	C FC 91 X FC 92 0-1 1-2 2-3 3-H 1B	5	0	1	1	0	2	2
4 Juan Uribe, R (1, 5) OBP: 0.290, SLG: 0.355 72 Tyler Naquin, L (9, PR) OBP: 0.375, SLG: 0.553 (10, 8)		B SI 91 B SI 91 B SI 91 C FF 93 F SI 93 S FF 95 3-3 ① K		F SL 86 B SL 88 B CH 82 B FF 92 F SI 94 X SL 90 3-2 HR		B FF 96 F FF 94 S CH 84 F FF 97 B FF 98 X FF 92 2-2 ③ L4			B SI 97 B SI 97 X SI 96 2-0 2B	4 0	1 0	2 0	1 0	0 0	1 0	0 0
10 Yan Gomes, R (1, 2) OBP: 0.210, SLG: 0.335		B SI 93 X SI 94 1-0 1 L3 1B		C FF 93 S FF 95 F FF 96 B FF 97 F SL 88 S FF 96 1-3 ② K			X FF 94 0-0 ① L9		B SI 96 F SI 96 S SL 89 S SL 88 1-3 ② K	4	0	1	0	0	2	1
1 Michael Martinez, S (1, 9) OBP: 0.340, SLG: 0.449		D SL 88 X FF 94 1-0 ② L3 1-1		C SI 92 F FF 95 X FF 96 0-2 ③ L4			C FF 95 S SL 88 B SL 90 X FF 97 1-2 20 CS 1B		S SI 97 B SI 96 X SI 95 1-1 ③ G4-3	4	0	1	0	0	0	2
Inning Stats	R: 1 H: 3 E: 0 LOB: 2 K: 2 BB: 0 S: 11 P: 16	R: 0 H: 1 E: 0 LOB: 0 K: 1 BB: 0 S: 5 P: 10	R: 0 H: 1 E: 0 LOB: 2 K: 2 BB: 1 S: 15 P: 24	R: 1 H: 1 E: 0 LOB: 0 K: 1 BB: 0 S: 14 P: 21	R: 0 H: 1 E: 0 LOB: 1 K: 1 BB: 0 S: 8 P: 11	R: 0 H: 0 E: 0 LOB: 0 K: 1 BB: 0 S: 9 P: 12	R: 0 H: 1 E: 0 LOB: 1 K: 1 BB: 0 S: 7 P: 11	R: 0 H: 1 E: 0 LOB: 1 K: 0 BB: 1 S: 7 P: 13	R: 0 H: 1 E: 0 LOB: 1 K: 1 BB: 0 S: 7 P: 12	R: 1 H: 2 E: 0 LOB: 3 K: 0 BB: 2 S: 6 P: 17	1B: 8 2B: 5 3B: 0 HR: 1	SF: 1 SAC: 1 DP: 2 HBP: 0	WP: 0 PB: 0 SB: 2 CS: 1	PA: 42			

PITCHER	IP	WLS	BF	H	R	ER	SO	BB	IBB	HBP	BLK	WP	HR	S	P	ERA	WHIP
55 Carlos Rodón, L (1, 1) ERA: 4.16	6.1		27	8	2	2	8	1	0	0	0	0	1	66	99	2.84	1.421
57 Zach Putnam, R (7, 1) ERA: 2.3	1.2		5	1	0	0	1	1	0	0	0	0	0	10	19	0.00	1.200
65 Nate Jones, R (9, 1) ERA: 2.97	1.0		4	1	0	0	1	0	0	0	0	0	0	7	12	0.00	1.000
30 David Robertson, R (10, 1) ERA: 3.95	0.2	L	6	2	1	1	0	0	2	0	0	0	0	6	17	13.50	3.000

PITCHER	IP	WLS	BF	H	R	ER	SO	BB	IBB	HBP	BLK	WP	HR	S	P	ERA	WHIP

BOTTOM

Chicago White Sox @ Cleveland Indians

Progressive Field, Cleveland, OH

Sun Jun 19 2016, 1:12 PM - 4:24 PM EDT

Att. 25,269 - Partly Cloudy - 86 F

livebaseballscorecards.com

AB	36
R	3
H	12
RBI	3
BB	4
SO	10
LOB	19

Tampa Bay Rays @ Cleveland Indians

Progressive Field, Cleveland, OH

Mon Jun 20 2016, 7:12 PM - 9:38 PM EDT

Att. 13,811 - Partly Cloudy - 89 F

TOP

livebaseballscorecards.com

Batter	1	2	3	4	5	6	7	8	9	AB	R	H	RBI	BB	SO	LOB
11 Logan Forsythe, R (1, 4) OBP: 0.374, SLG: 0.497	C FF 88 B CU 76 T FC 86 B FC 86 S FF 90 2-3 ① K	B CU 74 C FF 88 F FF 88 B FC 88 F FC 86 X FC 86 2-2 3 G6-4-3 1B	C FC 85 C FF 88 B FF 88 F FC 85 B CU 75 B FF 88 F FC 85 X FC 84 3-2 ③ G5-3	F FC 93 C FC 93 B SL 80 F FC 93 F SL 81 B FC 91 B SL 81 C FC 92 3-3 ① K		4	0	1	0	0	2	0
13 Brad Miller, L (1, 6) OBP: 0.290, SLG: 0.449	X FF 88 0-0 E4 3 HR	C FC 85 1 SAFE B FF 88 1 SAFE B FF 87 C FC 85 F FC 84 X FF 88 2-2 ① F8	X CU 72 0-0 HR	B FC 91 C FC 92 F FC 92 B FC 94 S FC 92 2-3 ② K		4	2	1	1	0	1	1
3 Evan Longoria, R (1, 5) OBP: 0.333, SLG: 0.551	T FC 86 X FF 88 0-1 2-H HR	C FC 84 X CH 84 0-1 ②③ G6-4-3 1-2f	C FC 85 F FF 87 F FC 85 B FF 87 B FC 85 F CH 84 F FC 85 S CU 76 2-3 ① K	C SL 81 S SL 77 B SL 80 S FC 94 1-3 ③ K		4	1	1	2	0	2	1
7 Logan Morrison, L (1, 3) OBP: 0.320, SLG: 0.374	X FF 88 0-0 ② G4-3	B CU 74 B FF 86 F FC 86 X FC 86 2-1 ① F7	C FF 88 F FC 85 X FF 87 0-2 ② G4-3	F FF 93 B FF 94 F FF 95 F KC 84 X KC 83 1-2 ① P5		4	0	0	0	0	0	0
28 Steve Pearce, R (1, 10) OBP: 0.393, SLG: 0.540	B FC 86 C FC 86 X CU 75 1-1 ③ G5-3	C FF 88 B FF 87 X FC 85 1-1 ② G4-3	C FF 87 X FC 85 0-1 ③ G6-3	X FF 94 0-0 ② F7		4	0	0	0	0	0	0
10 Corey Dickerson, L (1, 7) OBP: 0.249, SLG: 0.441	C FF 87 F CH 85 B FF 89 F CU 77 B FC 86 B CU 76 X FF 89 3-2 ① L9	B CH 83 C FC 85 X CH 83 1-1 ③ G6-3	F FC 83 C FF 86 B FC 85 S CU 75 1-3 ① K	B KC 83 F FF 94 C KC 83 S KC 84 1-3 ③ K2-3		4	0	0	0	0	2	0
8 Desmond Jennings, R (1, 8) OBP: 0.277, SLG: 0.327	T FC 85 C FC 87 B FC 86 F CU 75 X FC 86 1-2 E3 27 HBP	B FC 84 C FC 84 X CU 72 1-1 38 G6-3 3B	C FC 85 C FC 85 B FC 86 X FC 84 1-2 1B			3	1	2	0	0	0	0
27 Mikie Mahtook, R (1, 9) OBP: 0.200, SLG: 0.185 38 Taylor Motter, R (3, 9) OBP: 0.313, SLG: 0.339	F FC 85 1 SAFE H FF 87 1-1 19 G6-4-3 1-2 HBP	C FF 87 X FC 85 0-1 ① G6-3 3-H	1 SAFE S FC 85 C FC 86 B FC 86 X FC 83 1-2 ② F9			0 2	0 0	0 0	0 1	0 0	0 0	0 1
19 Curt Casali, R (1, 2) OBP: 0.260, SLG: 0.336	C FC 85 B FF 88 X FC 85 1-1 ②③ G6-4-3 1-2f	B FF 88 C FC 86 F FF 88 B CU 76 X FC 85 2-2 ② F8	D CU 75 1 SAFE C FC 85 F FC 84 X FC 83 1-2 ③ G6-3			3	0	0	0	0	0	3

Inning Stats	1	2	3	4	5	6	7	8	9
R	2	0	0	0	1	1	0	0	0
E	1	1	0	0	0	0	1	0	0
K	1	0	0	0	0	1	1	3	1
S	9	11	10	6	12	12	12	11	8
H	1	0	1	0	1	1	1	0	0
LOB	0	1	0	0	0	0	0	0	0
BB	0	0	0	0	0	0	0	0	0
P	12	17	14	10	18	14	16	17	10

1B	2
2B	0
3B	1
HR	2
SF	0
SAC	0
DP	2
HBP	1
WP	0
PB	0
SB	0
CS	0
PA	33

AB	32
R	4
H	5
RBI	4
BB	0
SO	7
LOB	6

PITCHER		IP	WLS	BF	H	R	ER	SO	BB	IBB	HBP	BLK	WP	HR	S	P	ERA	WHIP
43 Josh Tomlin, R ERA: 3.32	(1, 1)	7.0		27	5	4	3	3	0	0	1	0	0	2	72	101	3.86	0.714
27 Bryan Shaw, R ERA: 5.14	(8, 1)	1.0	W	3	0	0	0	3	0	0	0	0	0	0	11	17	0.00	0.000
37 Cody Allen, R ERA: 3.23	(9, 1)	1.0	S	3	0	0	0	1	0	0	0	0	0	0	8	10	0.00	0.000

PITCHER		IP	WLS	BF	H	R	ER	SO	BB	IBB	HBP	BLK	WP	HR	S	P	ERA	WHIP

Tampa Bay Rays @ Cleveland Indians

Progressive Field, Cleveland, OH

Mon Jun 20 2016, 7:12 PM - 9:38 PM EDT

Att. 13,811 - Partly Cloudy - 89 F

livebaseballscorecards.com

BOTTOM

Batter	1	2	3	4	5	6	7	8	9	AB	R	H	RBI	BB	SO	LOB
20 Rajai Davis, R (1, 8) (9, 7) OBP: 0.332, SLG: 0.418	C FF 88 F FF 89 B FF 88 X CU 74 1-2 G5-3 ①		B FF 90 F CH 79 X FF 90 1-1 G6-3 ③		B FF 90 X FF 90 1-0 12 S 22 1B 1-2 1B		X FF 90 0-0 SF9 ② 3-H			3	0	1	1	0	0	0
22 Jason Kipnis, L (1, 4) OBP: 0.322, SLG: 0.418	C FF 89 F FF 90 S CU 77 0-3 K ②			B FF 89 B FF 89 X FF 88 2-0 G3 ① 1B	B CU 77 B FF 90 X FF 90 2-0 12 S 1-2 2-H 1B		X FF 90 0-0 L7 ③			4	0	1	1	0	1	0
12 Francisco Lindor, S (1, 6) OBP: 0.375, SLG: 0.466	C FF 90 C CU 76 F FF 90 X CU 75 0-2 2B			B FF 89 C FF 89 F CH 79 B CU 76 X FF 90 2-2 41 S 26 1B 41 FC5-4 1B	D CU 76 B FF 90 C FF 92 X FC 84 2-1 G4-3 ③ 1-2 2-3			X FF 89 0-0 HR		4	2	3	1	0	0	2
26 Mike Napoli, R (1, 10) OBP: 0.303, SLG: 0.467	B FF 90 F FF 89 C FF 90 F FF 91 S CH 76 1-3 K ③			X CU 75 0-0 41 FC5-4 1-2 1B		C FF 88 F CH 77 F FF 90 B FF 91 B CU 76 F FF 91 B CH 78 X FF 90 3-2 F7 ①		C FF 88 C CU 80 B CH 81 B CH 81 S FF 90 2-3 K ①		4	0	1	0	0	2	1
41 Carlos Santana, S (1, 3) OBP: 0.332, SLG: 0.455		C FF 88 X FF 89 0-1 G6-3 ①		B FF 90 B FF 90 X FF 90 2-0 FC5-4 ② 1-2f 2-H		C CU 75 B FF 91 C CU 76 B FF 90 F FF 90 X FF 91 2-2 HR		B SI 90 C CU 78 B CH 83 B FF 89 X FF 89 3-1 4 HR 1B		4	2	2	2	0	0	1
11 José Ramírez, S (1, 7) (9, 5) OBP: 0.355, SLG: 0.409		C FF 89 B CU 76 C FF 90 T CU 76 1-2 K ②		C CU 77 B FF 90 X CU 76 1-1 L4 ③		C CU 76 F FF 90 F CU 76 B FF 91 F FF 91 X CU 76 1-2 L4 ②		B CU 77 1 SAFE S CH 79 X CH 81 1-1 L7 ②		4	0	0	0	0	1	2
4 Juan Uribe, R (1, 5) OBP: 0.289, SLG: 0.371 8 Lonnie Chisenhall, L (9, 9) OBP: 0.340, SLG: 0.394		B FF 89 C FF 90 X CH 81 1-1 F7 ③			X CU 74 0-0 L9 ①	B CU 75 F FF 90 F FF 90 B CU 76 X CU 77 2-2 L7 ③		B FF 91 C FF 90 X FF 90 1-1 1-H HR		4 0	1 0	1 0	2 0	0 0	0 0	0 0
10 Yan Gomes, R (1, 2) OBP: 0.216, SLG: 0.344			C CU 74 B CU 76 B FF 89 C CU 75 S FF 90 2-3 K ①		C CU 75 B CU 75 F CU 75 X CH 77 1-2 20 1B 22 1B 1B		X CU 75 0-0 1 SH5-3 20 SF9 2B	X FC 87 0-0 G6-3 ③		4	2	2	0	0	1	0
1 Michael Martinez, S (1, 9) (9, 8) OBP: 0.327, SLG: 0.431			C FF 89 F CU 77 S CU 76 0-3 K2-3 ②		M CU 75 C FF 90 X FF 91 0-2 L9 ②		X FF 88 0-0 SH5-3 ① 2-3			2	0	0	0	0	1	1
Inning Stats	R: 0 E: 0 K: 2 S: 14 H: 1 LOB: 1 BB: 0 P: 16	R: 0 E: 0 K: 1 S: 7 H: 0 LOB: 0 BB: 0 P: 9	R: 0 E: 0 K: 2 S: 8 H: 0 LOB: 0 BB: 0 P: 11	R: 1 E: 0 K: 0 S: 8 H: 2 LOB: 1 BB: 0 P: 15	R: 1 E: 0 K: 0 S: 11 H: 3 LOB: 2 BB: 0 P: 17	R: 1 E: 0 K: 0 S: 17 H: 1 LOB: 0 BB: 0 P: 25	R: 1 E: 0 K: 0 S: 4 H: 1 LOB: 0 BB: 0 P: 4	R: 3 E: 0 K: 1 S: 11 H: 3 LOB: 0 BB: 0 P: 18		1B: 6 2B: 2 3B: 0 HR: 3 SF: 1 SAC: 1 DP: 0 HBP: 0				WP: 0 PB: 0 SB: 3 CS: 0 PA: 35		

	AB	33
	R	7
	H	11
	RBI	7
	BB	0
	SO	6
	LOB	7

PITCHER		IP	WLS	BF	H	R	ER	SO	BB	IBB	HBP	BLK	WP	HR	S	P	ERA	WHIP
33 Drew Smyly, L ERA: 4.78	(1, 1)	7.0		29	8	4	4	5	0	0	0	0	0	1	69	97	5.14	1.143
30 Erasmo Ramírez, R ERA: 3.49	(8, 1)	0.2	L	5	3	3	3	1	0	0	0	0	0	2	10	17	40.50	4.500
50 Tyler Sturdevant, R ERA: 3.46	(8, 1)	0.1		1	0	0	0	0	0	0	0	0	0	0	1	1	0.00	0.000

PITCHER	IP	WLS	BF	H	R	ER	SO	BB	IBB	HBP	BLK	WP	HR	S	P	ERA	WHIP

Batter	1	2	3	4	5	6	7	8	9	AB	R	H	RBI	BB	SO	LOB
11 Logan Forsythe, R (1, 4) OBP: 0.366, SLG: 0.484	B FF 92 T FF 92 B SI 92 F SL 90 C SI 94 2-3 ① K	D SL 90 C SI 93 F SL 88 F FF 93 D CU 84 B SL 90 S FF 92 3-3 ② K	C CU 81 X SL 88 0-1 ② G4-3	C SI 92 B FF 90 B CU 82 X SI 91 2-1 ① L6	4	0	0	0	0	2	1
13 Brad Miller, L (1, 6) OBP: 0.289, SLG: 0.445	X FF 92 0-0 ② G1-3	C FF 91 X FF 92 0-1 ③ F7	C FF 90 S SL 91 B SI 93 S CU 82 1-3 ③ K2-3	X SI 92 0-0 3 1B 1B	4	0	1	0	0	1	1
3 Evan Longoria, R (1, 5) OBP: 0.332, SLG: 0.547	X FF 92 0-0 ③ G6-3	F SL 89 B SI 92 C CU 84 C CU 83 1-3 ① K	B SI 92 X CU 82 1-0 ① F9	X SL 88 0-0 1-2 1B	4	0	1	0	0	1	0
7 Logan Morrison, L (1, 3) OBP: 0.315, SLG: 0.367	F SI 93 F SL 88 B FF 92 B SI 92 S CU 83 2-3 K 8 CS	B FF 93 B SI 93 X SL 89 2-0 ② G3	B SL 88 C FF 92 S CU 82 F CU 82 F FF 92 S CU 83 1-3 ② K2-3	S SL 90 X FF 93 0-1 ② F8	4	0	0	0	0	2	2
8 Desmond Jennings, R (1, 8) OBP: 0.277, SLG: 0.321	L SL 88 B SI 92 D CU 83 F SL 87 B SI 92 S SL 90 3-3 ① ② K 1-2	B SI 92 B SL 89 B SI 94 C FF 93 F SL 89 X SI 95 3-2 ③ G6-3	T SI 92 C FF 92 B CU 83 B CU 82 F SI 94 B SI 92 B SL 88 4-2 BB	C CU 82 X SI 93 0-1 ③ G6-3	3	0	0	0	1	1	3
10 Corey Dickerson, L (1, 10) OBP: 0.250, SLG: 0.439	B FF 94 T SI 92 B CH 87 X SL 90 2-1 38 FC6-4 1B	F CH 84 X SL 90 0-1 ① G4-3	B SL 89 S SI 93 S SL 90 C FF 94 1-3 ③ K	3	0	1	0	0	1	1
38 Taylor Motter, R (1, 7) OBP: 0.300, SLG: 0.322	F SL 88 B FF 92 B FF 91 X SL 90 2-1 ③ FC6-4 1-2f	X SI 92 0-0 ② G6-3	B CU 80 C SI 92 F SL 89 B SI 92 X CU 81 2-2 ① G5-3	3	0	0	0	0	0	1
14 Jaff Decker, L (1, 9) OBP: 0.111, SLG: 0.059	B SI 92 C SI 94 B CU 81 B SI 93 C SI 93 F FF 93 X SI 94 3-2 ① P6	B SL 88 C SI 90 X CU 80 1-1 ③ G4-3	F FF 92 X SL 89 0-1 ② G3	3	0	0	0	0	0	0
24 Hank Conger, L (1, 2) OBP: 0.289, SLG: 0.322	B SI 93 B FF 93 B SI 94 B SI 93 4-0 BB	C FF 90 B SI 92 B SI 92 X FF 91 2-1 ① F9	C SI 91 F SL 89 B FF 93 S CU 83 1-3 ③ K	2	0	0	0	1	1	0
Inning Stats	R: 0 H: 0 E: 0 LOB: 0 K: 1 BB: 0 S: 5 P: 7	R: 0 H: 1 E: 0 LOB: 1 K: 2 BB: 0 S: 10 P: 19	R: 0 H: 0 E: 0 LOB: 1 K: 1 BB: 1 S: 10 P: 20	R: 0 H: 0 E: 0 LOB: 0 K: 1 BB: 0 S: 7 P: 13	R: 0 H: 0 E: 0 LOB: 0 K: 0 BB: 0 S: 5 P: 6	R: 0 H: 0 E: 0 LOB: 0 K: 1 BB: 0 S: 7 P: 10	R: 0 H: 0 E: 0 LOB: 1 K: 2 BB: 1 S: 12 P: 19	R: 0 H: 0 E: 0 LOB: 2 K: 1 BB: 0 S: 8 P: 11	R: 0 H: 2 E: 0 LOB: 2 K: 0 BB: 0 S: 8 P: 10	1B: 3 SF: 0 2B: 0 SAC: 0 3B: 0 DP: 0 HR: 0 HBP: 0						

PITCHER	IP	WLS	BF	H	R	ER	SO	BB	IBB	HBP	BLK	WP	HR	S	P	ERA	WHIP
28 Corey Kluber, R (1, 1) ERA: 3.59	9.0	W	32	3	0	0	9	2	0	0	0	0	0	72	115	0.00	0.556

PITCHER	IP	WLS	BF	H	R	ER	SO	BB	IBB	HBP	BLK	WP	HR	S	P	ERA	WHIP

TOP

Tampa Bay Rays @ Cleveland Indians

Progressive Field, Cleveland, OH

Tue Jun 21 2016, 7:12 PM - 9:46 PM EDT

Att. 15,629 - Clear - 80 F

livebaseballscorecards.com

AB	30
R	0
H	3
RBI	0
BB	2
SO	9
LOB	9

1B: 3	SF: 0	WP: 0	PA: 32
2B: 0	SAC: 0	PB: 1	
3B: 0	DP: 0	SB: 0	
HR: 0	HBP: 0	CS: 1	

Tampa Bay Rays @ Cleveland Indians

Progressive Field, Cleveland, OH

Tue Jun 21 2016, 7:12 PM - 9:46 PM EDT

Att. 15,629 - Clear - 80 F

livebaseballscorecards.com

BOTTOM

Batter	1	2	3	4	5	6	7	8	9	AB	R	H	RBI	BB	SO	LOB
41 Carlos Santana, S (1, 10) OBP: 0.328, SLG: 0.448	B FF 93 B FF 93 B FF 93 X FF 92 3-1 ① L7		D CH 84 X FF 94 1-0 ② G1-3		X CH 84 0-0 ② G5-3		S CH 84 C FF 90 D CU 75 B CH 81 S CH 83 2-3 ① K			4	0	0	0	0	1	3
22 Jason Kipnis, L (1, 4) OBP: 0.324, SLG: 0.417	B FF 95 C FF 93 B CU 75 S FF 95 F FF 95 B SL 82 T FF 95 3-2 ② K		C CU 75 B FF 93 F FF 93 X SL 80 1-2 E8 2-H 1B		B FF 94 B CU 74 B FF 93 C FF 92 F FF 94 B FF 94 4-2 BB		B FF 93 D CU 76 S FF 93 B FF 91 S FF 92 F CU 74 F FF 92 X FF 94 3-2 ② G4-3 1-3			3	1	1	1	1	1	1
12 Francisco Lindor, S (1, 6) OBP: 0.370, SLG: 0.459	C FF 94 B FF 94 B FF 94 B CU 76 C FF 94 X FF 95 3-2 ③ L3		X CH 85 0-0 ③ F9		B FF 92 X CH 84 1-0 ③ F8		C SL 87 X FF 94 0-1 ③ F9			4	0	0	0	0	0	3
26 Mike Napoli, R (1, 3) OBP: 0.309, SLG: 0.470		C FF 91 B FF 92 F FF 92 B FF 94 F FF 93 B FF 94 B FF 93 4-2 4 FC1-6 BB	B FF 93 B CH 84 C FF 91 F FF 91 B FF 94 X FF 92 3-2 11 S 8 1B 1B		X FF 90 0-0 ① P6			X FF 91 0-0 11 HR 1B		3	1	2	0	1	0	0
11 José Ramírez, S (1, 7) OBP: 0.357, SLG: 0.425 (9, 5)		B FF 93 C CU 75 X CH 85 1-1 ① L9	B FF 92 B FF 93 C CH 85 S CH 85 B CH 85 C CU 74 3-3 ① K 1-2		C FF 93 B CH 84 X CH 84 1-1 4 E 8 1B 1B			B FF 91 B FF 91 B FF 91 C FF 92 F FF 91 X FF 90 3-2 1-H HR		4	2	2	2	0	1	2
4 Juan Uribe, R (1, 5) OBP: 0.288, SLG: 0.385 1 Michael Martinez, S (9, 7) OBP: 0.327, SLG: 0.431		X CH 85 0-0 ② FC1-6 1-2f	B FF 94 F CH 83 X FF 92 1-1 ② G5-3		1 SAFE 1 SAFE F CH 82 1 SAFE X FF 93 0-1 E6 10 L4-6 8 1B 1-2			B FF 91 S SL 80 B SL 81 X SL 80 2-1 HR		4 0	1 0	1 0	1 0	0 0	0 0	3 0
8 Lonnie Chisenhall, L (1, 9) OBP: 0.344, SLG: 0.397		B FF 93 S FF 94 X FF 94 1-1 ③ L7	C CU 77 B FF 94 X FF 94 1-1 ③ 2-H 1B		B FF 93 B FF 93 B CU 73 C FF 91 X FF 90 3-1 1-2 2-H 1B			C FF 90 F FF 91 X FS 81 0-2 ① L4		4	0	2	1	0	0	1
10 Yan Gomes, R (1, 2) OBP: 0.221, SLG: 0.352			B FF 92 X FF 91 1-0 72 SH3 22 E 1B		X FF 92 0-0 72 SH5-3 2B		B FF 92 X CH 84 1-0 ② ③ L4-6 2-2	C FF 91 B FF 91 F FF 91 S FF 92 1-3 ② K		4	1	2	0	0	1	2
72 Tyler Naquin, L (1, 8) OBP: 0.377, SLG: 0.548			B FF 93 X FF 92 1-0 ① SH3 1-2		B FF 91 X FF 89 1-0 ① SH5-3 2-3		B FF 90 B FF 90 B FF 92 C FF 89 B FF 91 4-1 22 G4-3 22 S BB	B SL 79 C FF 91 B FF 91 S FF 91 S FF 90 2-3 ③ K		1	0	0	0	1	1	0
Inning Stats	R: 0 E: 0 K: 1 S: 9 H: 0 LOB: 0 BB: 0 P: 18	R: 0 E: 0 K: 0 S: 8 H: 0 LOB: 1 BB: 1 P: 14	R: 2 E: 1 K: 0 S: 7 H: 2 LOB: 0 BB: 0 P: 11	R: 0 E: 0 K: 1 S: 10 H: 2 LOB: 2 BB: 0 P: 18	R: 0 E: 0 K: 0 S: 6 H: 1 LOB: 2 BB: 1 P: 12	R: 1 E: 1 K: 0 S: 8 H: 2 LOB: 1 BB: 0 P: 13	R: 0 E: 0 K: 1 S: 11 H: 0 LOB: 1 BB: 1 P: 20	R: 3 E: 0 K: 2 S: 15 H: 3 LOB: 0 BB: 0 P: 23		1B: 7 2B: 2 3B: 0 HR: 2 SF: 0 SAC: 2 DP: 1 HBP: 0						

	AB	31
	R	6
	H	10
	RBI	5
	BB	3
	SO	5
	LOB	15

WP: 0 PB: 0 SB: 2 CS: 0 PA: 36

PITCHER		IP	WLS	BF	H	R	ER	SO	BB	IBB	HBP	BLK	WP	HR	S	P	ERA	WHIP
4 Blake Snell, L ERA: 2.4	(1, 1)	6.2	L	29	7	3	2	3	3	0	0	0	0	0	57	104	2.70	1.500
45 Enny Romero, L ERA: 4.07	(7, 1)	0.1		1	0	0	0	0	0	0	0	0	0	0	2	2	0.00	0.000
54 Steve Geltz, R ERA: 6.75	(8, 1)	1.0		6	3	3	3	2	0	0	0	0	0	2	15	23	27.00	3.000

PITCHER	IP	WLS	BF	H	R	ER	SO	BB	IBB	HBP	BLK	WP	HR	S	P	ERA	WHIP

Batter	1	2	3	4	5	6	7	8	9	AB	R	H	RBI	BB	SO	LOB
11 Logan Forsythe, R (1, 10) OBP: 0.363, SLG: 0.478	B FF 91 B FF 92 X SI 91 2-0 13 G6-4-3 1B			C CH 86 B KC 75 F SI 91 C KC 77 1-3 ① K		B CH 86 C SI 91 C KC 76 S KC 79 1-3 ③ K			C KC 75 S FF 94 C KC 78 0-3 ① K	4	0	1	0	0	3	1
13 Brad Miller, L (1, 6) OBP: 0.289, SLG: 0.439	1 SAFE 1 SAFE B FC 88 F SI 91 X FF 93 1-1 ① ② G6-4-3 1-2f			C KC 75 F FF 92 B KC 78 X KC 77 1-2 ② G3-1			B FF 92 F FF 91 F KC 76 B KC 79 B CH 87 F CH 86 F SI 92 B FF 94 4-2 7 2B 10 1B BB		B FF 94 F FF 93 F SI 94 X KC 80 1-2 ② G4-3	3	1	0	0	1	0	1
3 Evan Longoria, R (1, 5) OBP: 0.328, SLG: 0.539	B CH 86 X FC 90 1-0 ③ G6-3			B FC 89 B FC 88 X SI 92 2-0 ③ G4-3			C FC 88 X FF 92 0-1 ① F7		B FF 95 B FF 94 F SI 94 F CH 86 F FF 95 B KC 81 F SI 95 F FF 96 F SI 95 3-2 ③ X FF 95 G5-3	4	0	0	0	0	0	1
7 Logan Morrison, L (1, 3) OBP: 0.315, SLG: 0.371		C FF 91 B FC 88 B CH 85 B CH 84 F SI 91 X SI 92 3-2 ① G1-3			X KC 74 0-0 ① L5		X SI 91 0-0 10 1B 1-3 2B			3	0	1	0	0	0	0
8 Desmond Jennings, R (1, 8) OBP: 0.272, SLG: 0.316		X FC 90 0-0 ② P6			B FC 88 B CH 85 X FF 92 2-0 ② G5-3		D KC 76 S FC 88 C SI 93 S KC 79 1-3 ② K			3	0	0	0	0	1	2
10 Corey Dickerson, L (1, 7) OBP: 0.251, SLG: 0.438		C CH 86 F FF 94 B KC 79 B KC 79 B FF 94 S SI 93 3-3 ③ K			S FF 91 F FF 93 S KC 79 0-3 ③ K		B FF 94 F FF 92 X SI 93 1-1 ③ 2-3 3-H 1B			3	0	1	1	0	2	0
38 Taylor Motter, R (1, 9) OBP: 0.288, SLG: 0.306			C FF 91 B KC 75 C KC 75 X SI 92 1-2 ① G5-3			B FF 91 C SI 89 X FC 87 1-1 ① G6-3		B FC 86 X SI 90 1-0 ① G3-1		3	0	0	0	0	0	0
2 Nick Franklin, S (1, 4)			B CH 87 S FF 93 F SI 94 B KC 78 C SI 92 2-3 ② K			C KC 75 F FC 88 F KC 78 C FF 94 0-3 ② K		F SI 89 B FC 87 F CH 84 S KC 78 1-3 ② K		3	0	0	0	0	3	0
19 Curt Casali, R (1, 2) OBP: 0.255, SLG: 0.329			B FF 93 X FF 93 1-0 ③ G4-3			B FC 88 F FF 91 S KC 76 X SI 93 1-2 E3		F FC 88 F FF 93 B KC 79 B KC 79 B SI 93 F FF 93 C KC 78 3-3 ③ K		3	0	0	0	0	1	0
Inning Stats	R: 0 E: 0 K: 0 S: 4 H: 1 LOB: 0 BB: 0 P: 8	R: 0 E: 0 K: 1 S: 7 H: 0 LOB: 0 BB: 0 P: 13	R: 0 E: 0 K: 1 S: 7 H: 0 LOB: 0 BB: 0 P: 11	R: 0 E: 0 K: 1 S: 7 H: 0 LOB: 0 BB: 0 P: 11	R: 0 E: 0 K: 1 S: 5 H: 0 LOB: 0 BB: 0 P: 7	R: 0 E: 1 K: 2 S: 12 H: 0 LOB: 1 BB: 0 P: 15	R: 1 E: 0 K: 1 S: 12 H: 2 LOB: 2 BB: 1 P: 18	R: 0 E: 0 K: 2 S: 8 H: 0 LOB: 0 BB: 0 P: 13	R: 0 E: 0 K: 1 S: 13 H: 0 LOB: 0 BB: 0 P: 17	1B: 2 2B: 1 3B: 0 HR: 0 SF: 0 SAC: 0 DP: 1 HBP: 0						

PITCHER	IP	WLS	BF	H	R	ER	SO	BB	IBB	HBP	BLK	WP	HR	S	P	ERA	WHIP
47 Trevor Bauer, R (1, 1) ERA: 3.2	9.0	W	30	3	1	1	10	1	0	0	0	0	0	75	113	1.00	0.444

PITCHER	IP	WLS	BF	H	R	ER	SO	BB	IBB	HBP	BLK	WP	HR	S	P	ERA	WHIP

TOP

Tampa Bay Rays @ Cleveland Indians

Progressive Field, Cleveland, OH

Wed Jun 22 2016, 7:11 PM - 9:40 PM EDT

Att. 21,216 - Clear - 75 F

livebaseballscorecards.com

AB	29
R	1
H	3
RBI	1
BB	1
SO	10
LOB	5

WP: 0 PA: 30
PB: 0
SB: 0
CS: 0

Tampa Bay Rays @ Cleveland Indians

Progressive Field, Cleveland, OH

Wed Jun 22 2016, 7:11 PM - 9:40 PM EDT

Att. 21,216 - Clear - 75 F

livebaseballscorecards.com

BOTTOM

Batter	1	2	3	4	5	6	7	8	9	AB	R	H	RBI	BB	SO	LOB
41 Carlos Santana, S (1, 10) OBP: 0.333, SLG: 0.455	B FF 92 F FF 92 B FF 94 B FF 93 B FF 94 4-1 22 HR BB	S CH 87 B FF 95 C SL 89 X SL 89 1-2 ② F7		B FF 95 D SL 90 F SL 89 F CH 87 X SL 90 2-2 22 WP 3-H 2B			B CU 77 C FF 92 F CU 79 F FF 93 X CH 85 1-2 22 F8 22 S 12 SF7 2-H 1B			3	2	2	2	1	0	1
22 Jason Kipnis, L (1, 4) OBP: 0.323, SLG: 0.425	C FF 92 F CH 86 B CH 86 X FF 93 1-2 1-H HR	B CH 87 X CH 88 1-0 ③ G3		C FF 94 B FF 95 B SL 90 X CH 86 2-1 ③ G4-3 2-3			B CU 78 1 SAFE C FF 91 B CH 85 C CH 84 F FF 92 F FF 92 X FF 93 2-2 ① F8 1-3			4	1	1	2	0	0	3
12 Francisco Lindor, S (1, 6) OBP: 0.368, SLG: 0.456	B FF 94 B CH 86 B FF 94 C FF 93 B FF 93 4-1 26 G6-3 11 1B BB		C FF 92 B FF 94 B CH 86 B CH 85 X FF 93 3-1 ① L9		X SL 87 0-0 ① G3-1		B FF 92 B FF 92 C CU 79 X SL 84 2-1 ② SF7 3-H			2	1	0	1	1	0	0
26 Mike Napoli, R (1, 3) OBP: 0.305, SLG: 0.462	1 SAFE S SL 87 S SL 88 1 SAFE X FF 94 0-2 ① G6-3 1-2		B FF 95 B FF 95 S SL 87 F FF 95 B SL 90 X SL 88 3-2 ② G5-3		S SL 87 C FF 94 B SL 89 S SL 88 1-3 ② K		B FF 92 C SL 85 X SL 84 1-1 ③ G6-3			4	0	0	0	0	1	1
11 José Ramírez, S (1, 7) (9, 5) OBP: 0.360, SLG: 0.431	B SL 89 F FF 94 X SL 90 1-1 4 S 2-H 1B		C FF 93 B CH 86 X FF 94 1-1 2B		C FF 94 B SL 89 C SL 88 B SL 89 B CH 88 F SL 88 X FF 94 3-2 ③ L8			B CU 78 C SL 84 B CU 78 F FF 91 X SL 86 2-2 ① G6-3		4	0	2	1	0	0	0
4 Juan Uribe, R (1, 5) OBP: 0.282, SLG: 0.376 1 Michael Martinez, S (9, 7) OBP: 0.327, SLG: 0.431	S SL 88 S SL 88 S SL 90 0-3 ② K 1-2		C FF 94 F SL 89 S SL 91 0-3 ③ K2-3			B SL 86 X SL 86 1-0 ① P6		T SL 86 B FF 91 F SL 86 F SL 86 S SL 85 1-3 ② K		4 0	0 0	0 0	0 0	0 0	3 0	2 0
8 Lonnie Chisenhall, L (1, 9) OBP: 0.347, SLG: 0.407	B FF 94 C CH 86 X CH 86 1-1 ③ G4-3			C FF 93 X FF 93 0-1 38 G6-3 41 2B 2B		C FF 93 F SL 88 B FF 93 F SL 90 B CH 89 S SL 88 2-3 ② K		C FF 92 B FF 92 S SL 85 B FF 91 X SL 86 2-2 1B		4	1	2	0	0	1	1
38 Chris Gimenez, R (1, 2) OBP: 0.242, SLG: 0.304		C FF 94 S SL 89 B SL 89 X SL 89 1-2 1B		X SL 87 0-0 ① G6-3 2-3		B FF 96 S SL 89 X FF 96 1-1 ③ L8		C FC 89 C FF 92 B CU 80 D CU 82 F FF 92 F FF 93 F FC 90 F FF 92 B CU 79 3-2 ③ F FF 93 L7		4	0	1	0	0	0	2
72 Tyler Naquin, L (1, 8) OBP: 0.376, SLG: 0.551		B FF 92 B FF 92 F CH 85 S FF 93 F SL 90 S SL 89 2-3 ① K		D FF 94 C SL 89 X SL 89 1-1 ② G1-3			B FF 91 X FF 90 1-0 41 1B 2B			3	1	1	0	0	1	2
Inning Stats	R: 3 E: 0 K: 1 S: 15 H: 2 LOB: 1 BB: 2 P: 26	R: 0 E: 0 K: 1 S: 11 H: 1 LOB: 1 BB: 0 P: 16	R: 0 E: 0 K: 1 S: 10 H: 1 LOB: 1 BB: 0 P: 17	R: 1 E: 0 K: 0 S: 10 H: 2 LOB: 1 BB: 0 P: 15	R: 0 E: 0 K: 1 S: 8 H: 0 LOB: 0 BB: 0 P: 12	R: 0 E: 0 K: 1 S: 7 H: 0 LOB: 0 BB: 0 P: 11	R: 2 E: 0 K: 0 S: 14 H: 2 LOB: 0 BB: 0 P: 21	R: 0 E: 0 K: 1 S: 18 H: 1 LOB: 1 BB: 0 P: 26		1B: 4 2B: 4 3B: 0 HR: 1	SF: 1 SAC: 0 DP: 0 HBP: 0		WP: 1 PB: 0 SB: 2 CS: 0	PA: 35	

	AB	32
	R	6
	H	9
	RBI	6
	BB	2
	SO	6
	LOB	12

PITCHER		IP	WLS	BF	H	R	ER	SO	BB	IBB	HBP	BLK	WP	HR	S	P	ERA	WHIP
22 Chris Archer, R ERA: 4.7	(1, 1)	6.0	L	26	6	4	4	5	2	0	0	0	1	1	61	97	6.00	1.333
35 Matt Andriese, R ERA: 2.88	(7, 1)	1.2		8	3	2	2	1	0	0	0	0	0	0	24	36	10.80	1.800
52 Ryan Garton, R ERA: 3.38	(8, 1)	0.1		1	0	0	0	0	0	0	0	0	0	0	8	11	0.00	0.000

PITCHER	IP	WLS	BF	H	R	ER	SO	BB	IBB	HBP	BLK	WP	HR	S	P	ERA	WHIP

Batter	1	2	3	4	5	6	7	8	9	AB	R	H	RBI	BB	SO	LOB
41 Carlos Santana, S (1, 10) OBP: 0.334, SLG: 0.457	C FF 90 B FF 92 C CH 87 S FF 93 1-3 K ①		C FF 91 X FF 92 0-1 G3 ② 1-2 2-3	B CH 86 B CH 87 X FF 91 2-0 22 3B 2-H 2B		1 SAFE B SI 92 B SI 93 1 SAFE F FF 93 1 SAFE C SI 93 X FS 80 2-2 1-2 1B			F FF 92 X FF 92 0-1 P6 ②	5	1	2	1	0	1	2
22 Jason Kipnis, L (1, 4) OBP: 0.325, SLG: 0.439	C FF 92 B FF 92 F FF 92 X SL 86 1-2 G4-3 ②		C CU 80 F SL 86 X SL 87 0-2 2-H 3-H 3B	B FF 90 F CH 87 C CU 80 2 SAFE B FF 90 D SL 88 F CU 79 F CH 87 F FF 91 3-2 X SL 87 2-H 3B		B SI 92 D SI 94 B SI 93 C SI 93 F SI 94 F SI 93 X SI 93 3-2 F8 ③			B FF 91 F FF 94 X FF 92 1-1 F8 ③	5	0	2	3	0	0	2
12 Francisco Lindor, S (1, 6) OBP: 0.364, SLG: 0.449	B FF 91 B FF 92 X FF 92 2-0 G4-3 ③		B FF 92 F CH 87 F FF 91 F FF 92 F FF 92 D CU 81 S CU 82 2-3 K ③	B SI 93 X SI 94 1-0 L1-3 ③			B CU 72 B CU 72 X SI 93 2-0 L8 ①			4	0	0	0	0	1	2
26 Mike Napoli, R (1, 3) OBP: 0.308, SLG: 0.463		B FF 90 B SL 86 B FF 91 C FF 91 C SL 87 F SL 86 X SL 88 3-2 1B ①		F SL 85 C FF 90 B FF 91 B FF 91 F SL 87 B CU 80 S FF 92 3-3 K ①	F SI 92 C SI 94 X SL 85 0-2 4 G6-4-3 1B		C SL 81 B SI 93 C FS 79 S SI 92 1-3 K ②			4	0	2	0	0	2	0
11 José Ramírez, S (1, 7) OBP: 0.358, SLG: 0.436 (8, 5)		C CU 78 B FF 92 F CU 79 X FF 91 1-2 F8 ②		C FF 91 B FF 91 B CH 88 F CH 86 X FF 93 2-2 8 3B 3B	X SI 94 0-0 L8 ①		B FS 80 X FS 78 1-0 F7 ③			4	1	1	0	0	0	1
4 Juan Uribe, R (1, 5) OBP: 0.281, SLG: 0.370 1 Michael Martinez, S (8, 7) OBP: 0.327, SLG: 0.431		C SL 86 B SL 87 F SL 87 B CU 80 B SL 86 X SL 87 3-2 G1-3 ③		H FF 91 1-0 8 3B HBP	B SL 86 X SI 93 1-0 G6-4-3 ②③ 1-2f			S CU 72 C SI 93 X SI 93 0-2 G6-3 ①		3 0	1 0	0 0	0 0	0 0	0 0	1 0
8 Lonnie Chisenhall, L (1, 9) OBP: 0.345, SLG: 0.416			C FF 90 B FF 91 X FF 91 1-1 L7 ①	B FF 90 B FF 91 F CU 80 X FF 91 2-1 38 1B 1-H 3-H 3B		C FS 78 F SI 92 B SI 92 X FS 80 1-2 P1 ①		C SI 93 B SI 91 C SI 92 C SI 92 1-3 K ②		4	1	1	2	0	1	0
38 Chris Gimenez, R (1, 2) OBP: 0.258, SLG: 0.317			C FF 91 B CU 78 S SL 87 X FF 92 1-2 41 G3 20 1B 22 3B 1B	C FF 92 B CH 90 S SL 87 X FF 92 1-2 20 G4-3 41 2B 3-H 1B		C SI 93 F SI 93 F SI 92 X SL 83 0-2 G3-1 ②		B SI 93 X SI 93 1-0 G4-3 ③		4	2	2	1	0	0	0
20 Rajai Davis, R (1, 8) OBP: 0.335, SLG: 0.420			S SL 86 D SL 86 C FF 92 B SL 87 X SL 87 2-2 41 G3 22 3B 1-2 1B	C FF 92 F FF 91 F FF 91 X SL 86 0-2 G4-3 ② 1-2		B CU 74 X SL 83 1-0 41 1B 1B			F FF 91 X FF 92 0-1 F8 ①	4	1	2	0	0	0	1
Inning Stats	R: 0 E: 0 K: 1 S: 7 H: 0 LOB: 0 BB: 0 P: 11	R: 0 E: 0 K: 0 S: 10 H: 1 LOB: 0 BB: 0 P: 17	R: 2 E: 0 K: 1 S: 18 H: 3 LOB: 1 BB: 0 P: 24	R: 5 E: 0 K: 1 S: 24 H: 5 LOB: 1 BB: 0 P: 39	R: 0 E: 0 K: 0 S: 5 H: 1 LOB: 0 BB: 0 P: 6	R: 0 E: 0 K: 0 S: 15 H: 2 LOB: 2 BB: 0 P: 22	R: 0 E: 0 K: 1 S: 5 H: 0 LOB: 0 BB: 0 P: 9	R: 0 E: 0 K: 1 S: 7 H: 0 LOB: 0 BB: 0 P: 9	R: 0 E: 0 K: 0 S: 6 H: 0 LOB: 0 BB: 0 P: 7	1B: 7 2B: 1 3B: 4 HR: 0	SF: 0 SAC: 0 DP: 1 HBP: 1	WP: 0 PB: 0 SB: 0 CS: 0	PA: 38			

PITCHER		IP	WLS	BF	H	R	ER	SO	BB	IBB	HBP	BLK	WP	HR	S	P	ERA	WHIP
27 Jordan Zimmermann, R ERA: 3.81	(1, 1)	3.2	L	20	9	7	7	3	0	0	1	0	0	0	58	89	17.18	2.455
37 Mike Pelfrey, R ERA: 4.91	(4, 1)	4.1		15	3	0	0	2	0	0	0	0	0	0	33	48	0.00	0.692
21 Mark Lowe, R ERA: 10.23	(9, 1)	1.0		3	0	0	0	0	0	0	0	0	0	0	6	7	0.00	0.000

PITCHER	IP	WLS	BF	H	R	ER	SO	BB	IBB	HBP	BLK	WP	HR	S	P	ERA	WHIP

TOP

Cleveland Indians @ Detroit Tigers

Comerica Park, Detroit, MI

Fri Jun 24 2016, 7:11 PM - 10:13 PM EDT

Att. 37,886 - Clear - 82 F

livebaseballscorecards.com

AB	37
R	7
H	12
RBI	7
BB	0
SO	5
LOB	9

Cleveland Indians @ Detroit Tigers

Comerica Park, Detroit, MI

Fri Jun 24 2016, 7:11 PM - 10:13 PM EDT

Att. 37,886 - Clear - 82 F

BOTTOM

livebaseballscorecards.com

Batter	1	2	3	4	5	6	7	8	9	AB	R	H	RBI	BB	SO	LOB
3 Ian Kinsler, R (1, 4) OBP: 0.357, SLG: 0.502	BB		F8		1B		G1-4-3		1B	4	1	2	1	1	0	0
4 Cameron Maybin, R (1, 8) OBP: 0.413, SLG: 0.408	BB		1B		FC4-6		24 G5-4-3 1B		1B	4	0	3	2	1	0	1
24 Miguel Cabrera, R (1, 3) OBP: 0.373, SLG: 0.530	G5-3		L5		F9		G5-4-3		SF8-4-2-3	4	0	0	1	0	0	5
41 Victor Martinez, S (1, 10) OBP: 0.369, SLG: 0.516	F8			F7	G4-3			G5-3		4	0	0	0	0	0	2
9 Nick Castellanos, R (1, 5) OBP: 0.330, SLG: 0.511		F8		F9		L6		L8		4	0	0	0	0	0	0
8 Justin Upton, R (1, 7) OBP: 0.298, SLG: 0.389		BB		G6-3		K		1B		3	0	1	0	1	1	0
33 Steven Moya, L (1, 9) OBP: 0.365, SLG: 0.610 14 Mike Aviles, R (9, 9) OBP: 0.261, SLG: 0.250		L9			1B	BB		K		3 0	1 0	1 0	0 0	1 0	1 0	2 0
34 James McCann, R (1, 2) OBP: 0.255, SLG: 0.350		K			FC4-6				G6-3	4	1	2	0	0	1	1
17 Andrew Romine, S (1, 6) OBP: 0.279, SLG: 0.222			K		BB	G1-3			K	3	2	0	0	1	2	2

	AB	33
	R	5
	H	9
	RBI	4
	BB	5
	SO	5
	LOB	13

Inning Stats																																		
	R: 0	E: 0	K: 0	S: 7	H: 0	LOB: 1	BB: 2	P: 18	R: 0	E: 0	K: 1	S: 8	H: 0	LOB: 1	BB: 1	P: 16	R: 0	E: 0	K: 1	S: 9	H: 1	LOB: 1	BB: 0	P: 16	R: 0	E: 0	K: 0	S: 4	H: 0	LOB: 0	BB: 0	P: 6
	R: 3	E: 1	K: 0	S: 20	H: 3	LOB: 1	BB: 1	P: 28	R: 0	E: 0	K: 1	S: 13	H: 1	LOB: 2	BB: 1	P: 21	R: 0	E: 0	K: 0	S: 8	H: 1	LOB: 0	BB: 0	P: 13	R: 0	E: 0	K: 1	S: 10	H: 1	LOB: 1	BB: 0	P: 18
	R: 2	E: 1	K: 1	S: 13	H: 2	LOB: 0	BB: 0	P: 17	1B: 9	2B: 1	3B: 0	HR: 0	SF: 1	SAC: 0	DP: 3	HBP: 0	WP: 1	PB: 0	SB: 1	CS: 0	PA: 39														

PITCHER		IP	WLS	BF	H	R	ER	SO	BB	IBB	HBP	BLK	WP	HR	S	P	ERA	WHIP
31 Danny Salazar, R ERA: 2.4	(1, 1)	5.2	W	25	4	3	3	3	5	0	0	0	1	0	57	100	4.76	1.588
61 Dan Otero, R ERA: 0.93	(6, 1)	1.1		5	2	0	0	0	0	0	0	0	0	0	12	18	0.00	1.500
27 Bryan Shaw, R ERA: 4.97	(8, 1)	1.0		4	1	0	0	1	0	0	0	0	0	0	10	18	0.00	1.000
37 Cody Allen, R ERA: 3.13	(9, 1)	1.0		5	2	2	0	1	0	0	0	0	0	0	13	17	0.00	2.000

PITCHER	IP	WLS	BF	H	R	ER	SO	BB	IBB	HBP	BLK	WP	HR	S	P	ERA	WHIP

Cleveland Indians @ Detroit Tigers

Comerica Park, Detroit, MI

Sat Jun 25 2016, 4:11 PM - 6:53 PM EDT

Att. 39,028 - Sunny - 85 F

TOP

livebaseballscorecards.com

Batter	1	2	3	4	5	6	7	8	9	AB	R	H	RBI	BB	SO	LOB
41 Carlos Santana, S (1, 10) OBP: 0.336, SLG: 0.467	C FF 91 X FS 84 0-1 HR		C FF 91 B FF 91 B FF 91 B SL 86 S SI 92 B SI 92 4-2 26 BB 22 1B 11 FC6-4 BB		B SL 84 C FF 90 B SL 85 S FC 91 B FF 91 F SL 86 C FC 91 3-3 ① K		1 SAFE B SI 92 B SI 92 B SL 88 1 SAFE X SI 92 3-0 ③ G4-3			3	2	1	1	1	1	1
22 Jason Kipnis, L (1, 4) OBP: 0.325, SLG: 0.438 1 Michael Martinez, S (7, 4) OBP: 0.321, SLG: 0.423	C FF 91 B FF 90 F FF 92 X SI 93 1-2 ① G3		C FF 91 1 SAFE X SI 91 0-1 11 FC6-4 26 BB 1-2 1B		B CU 78 F SL 84 F FF 91 B SL 86 S FS 83 2-3 ② K			F FF 89 X SL 86 0-1 ① F9		3	0	1	0	0	1	0
										1	0	0	0	0	0	0
12 Francisco Lindor, S (1, 6) OBP: 0.365, SLG: 0.471	C FF 91 B FF 92 B CU 79 X CU 78 2-1 HR		B FF 92 S FS 83 C FF 92 X SI 92 1-2 ① F7		F FS 86 F SL 85 B SI 92 B CH 65 B FF 91 X FS 81 3-2 ③ G6-3			B FF 90 B FF 90 X FF 90 2-0 HR		4	2	2	2	0	0	2
26 Mike Napoli, R (1, 3) OBP: 0.307, SLG: 0.458	F FF 92 X FF 92 0-1 ② P6		B SI 91 C FF 91 B FF 91 D SL 86 B FF 91 4-1 11 FC6-4 1-2 2-3 BB			B SL 83 B SI 91 S SL 86 B SL 86 C FF 92 S SL 86 3-3 ① K		B FF 91 B SL 84 C FF 90 X FF 91 2-1 ② G6-3		3	0	0	0	1	1	0
11 José Ramírez, S (1, 5) OBP: 0.352, SLG: 0.429	B FF 93 B SI 92 X SI 91 2-0 ③ F9		D FS 84 C FF 91 C FF 91 F FF 92 X FF 92 1-2 ② FC6-4 1-2f 2-3 3-H			B FF 92 F SI 91 B SL 86 X CH 86 2-1 ② F7		C CH 85 F FF 91 X FF 93 0-2 ③ P5		4	0	0	1	0	0	2
8 Lonnie Chisenhall, L (1, 9) OBP: 0.337, SLG: 0.405		B FF 92 X FF 91 1-0 ① P4	B SL 86 1 SAFE F FF 91 F SL 86 1 SAFE X FF 92 1-2 ③ L9			F FF 92 B SL 85 S SI 91 F SL 86 B SI 91 X SI 92 2-2 ③ G4-3			B SL 83 X FF 88 1-0 ① P5	4	0	0	0	0	0	2
10 Yan Gomes, R (1, 2) OBP: 0.222, SLG: 0.365		C FF 92 S FF 93 B FF 94 B FF 94 F FF 93 F FF 94 F SL 86 B FF 93 X SL 86 3-2 ② L7	B SI 89 X SL 84 1-0 ① G5-3				F SL 86 X SI 91 0-1 ① L9		X FF 90 0-0 HR	4	1	1	1	0	0	0
72 Tyler Naquin, L (1, 8) OBP: 0.380, SLG: 0.577		C CU 79 B FF 92 X FF 92 1-1 20 1B 2B	B FS 85 F FS 85 F FF 91 X FF 91 1-2 ② P2				C FF 92 B FF 92 B SL 86 B SI 92 F FF 92 X FF 92 3-2 20 FC5-2 3B		B FF 89 F SL 85 S FF 91 B FF 91 S FF 92 2-3 ② K	4	1	2	0	0	1	0
20 Rajai Davis, R (1, 7) OBP: 0.333, SLG: 0.417		B FF 91 X FF 92 1-0 ③ 2-H 1B	C CU 78 F SI 91 B FF 90 B FF 91 B SI 92 C SL 85 3-3 ③ K				B FF 92 F SI 92 X SI 92 1-1 FC5-2 3-H		B SL 82 C SL 83 X FF 90 1-1 ③ P4	4	0	1	1	0	1	1

Inning Stats	1	2	3	4	5	6	7	8	9
	R: 2 E: 0 K: 0 S: 10	H: 2 LOB: 0 BB: 0 P: 15	R: 1 E: 0 K: 0 S: 10	H: 2 LOB: 1 BB: 0 P: 16	R: 1 E: 0 K: 0 S: 15	H: 1 LOB: 2 BB: 2 P: 26	R: 0 E: 0 K: 1 S: 7	H: 0 LOB: 0 BB: 0 P: 12	R: 0 E: 0 K: 2 S: 10	H: 0 LOB: 0 BB: 0 P: 18	R: 0 E: 0 K: 1 S: 10	H: 0 LOB: 0 BB: 0 P: 17	R: 0 E: 0 K: 0 S: 8	H: 1 LOB: 1 BB: 0 P: 15	R: 1 E: 0 K: 0 S: 8	H: 1 LOB: 0 BB: 0 P: 12	R: 1 E: 0 K: 1 S: 7	H: 1 LOB: 0 BB: 0 P: 11

1B: 2	SF: 0	WP: 0
2B: 1	SAC: 0	PB: 0
3B: 1	DP: 0	SB: 0
HR: 4	HBP: 0	CS: 0

PA: 36

AB	34
R	6
H	8
RBI	6
BB	2
SO	5
LOB	8

PITCHER		IP	WLS	BF	H	R	ER	SO	BB	IBB	HBP	BLK	WP	HR	S	P	ERA	WHIP
19 Aníbal Sánchez, R ERA: 6.06	(1, 1)	5.0	L	21	5	4	4	3	2	0	0	0	0	2	52	87	7.20	1.400
30 Alex Wilson, R ERA: 3.86	(6, 1)	2.0		7	1	0	0	1	0	0	0	0	0	0	18	32	0.00	0.500
21 Mark Lowe, R ERA: 10.13	(8, 1)	2.0		8	2	2	2	1	0	0	0	0	0	2	15	23	9.00	1.000

PITCHER	IP	WLS	BF	H	R	ER	SO	BB	IBB	HBP	BLK	WP	HR	S	P	ERA	WHIP

Batter	1	2	3	4	5	6	7	8	9	AB	R	H	RBI	BB	SO	LOB
3 Ian Kinsler, R (1, 4) OBP: 0.352, SLG: 0.495	C FF 96 B CH 89 C SL 89 B SI 93 X SL 89 2-2 ① G6-3		S CH 91 S CH 90 F SI 92 X CH 90 0-2 ② G6-3		S SI 95 F SI 96 S SL 89 0-3 ③ K			X CH 89 0-0 ③ G5-3		4	0	0	0	0	1	1
4 Cameron Maybin, R (1, 8) OBP: 0.408, SLG: 0.411	B SI 98 B CH 88 C FF 95 X SI 98 2-1 ② 2B		C CU 84 B FF 92 S FF 92 F CU 86 X FF 92 1-2 ③ F9			B SI 95 X CH 89 1-0 ① G5-3			B SL 91 C FF 96 S CH 91 S SL 88 1-3 ① K	4	0	1	0	0	1	0
24 Miguel Cabrera, R (1, 3) OBP: 0.371, SLG: 0.526	C CH 89 F SI 96 F CU 85 F FF 95 C FF 91 0-3 ② K			B CU 85 S CH 90 B SI 95 X SI 94 2-1 ① G1-3		C CU 84 B FF 93 C SI 93 B SL 89 X CH 90 2-2 ② G5-3			F FF 93 X SI 95 0-1 1B	4	0	1	0	0	1	1
41 Victor Martinez, S (1, 10) OBP: 0.363, SLG: 0.508	F FF 96 C CU 84 F FF 91 B SI 95 F SL 87 F CU 86 X FF 92 1-2 ③ L8			C FF 92 B FF 97 B FF 96 F FF 91 F CU 86 B SI 93 F FF 92 S SI 96 3-3 ② K		B CU 84 C SI 94 B SI 94 X CU 83 2-1 ③ G5-3			B CH 90 B SI 95 T CH 90 B SI 94 F SI 95 X CH 91 3-2 ② F7	4	0	0	0	0	1	2
9 Nick Castellanos, R (1, 5) OBP: 0.332, SLG: 0.509		B FF 94 X FF 95 1-0 1B		B CH 89 B CH 90 B SI 94 B SI 95 4-0 BB			B SL 87 X FF 92 1-0 ① G5-3		C CH 88 F CH 89 S CU 85 0-3 ③ K	3	0	1	0	1	1	1
8 Justin Upton, R (1, 7) OBP: 0.295, SLG: 0.385		C CH 88 S FF 96 1 SAFE B CH 88 1 SAFE F SI 96 B SI 94 S SL 89 2-3 ① K		F FF 95 S FF 95 X SI 95 0-2 ③ L9			C CU 82 C CH 88 X SI 93 0-2 ② G5-3			3	0	0	0	0	1	2
14 Mike Aviles, R (1, 9) OBP: 0.253, SLG: 0.241		C FF 96 F SI 94 B SI 95 X SL 88 1-2 ② L8			B FF 94 C SL 88 X CH 90 1-1 ① L7		C SI 95 X SI 94 0-1 ③ G5-3			3	0	0	0	0	0	1
34 James McCann, R (1, 2) OBP: 0.250, SLG: 0.343		F SL 89 B SL 88 F FF 95 S FF 92 1-3 ③ K2-3			B CH 85 X SI 95 1-0 ② G5-3			C SI 94 X CU 84 0-1 ① F8		3	0	0	0	0	1	1
1 Jose Iglesias, R (1, 6) OBP: 0.317, SLG: 0.336			B CU 83 B FF 93 C FF 95 C SI 94 X CH 91 2-2 ① G6-3		B CH 89 X SI 92 1-0 2B			X FF 94 0-0 ② P2		3	0	1	0	0	0	0
Inning Stats	R: 0 H: 1 E: 0 LOB: 1 K: 1 BB: 0 S: 16 P: 21	R: 0 H: 1 E: 0 LOB: 1 K: 2 BB: 0 S: 11 P: 16	R: 0 H: 0 E: 0 LOB: 0 K: 0 BB: 0 S: 11 P: 14	R: 0 H: 0 E: 0 LOB: 1 K: 1 BB: 1 S: 10 P: 19	R: 0 H: 1 E: 0 LOB: 1 K: 1 BB: 0 S: 7 P: 10	R: 0 H: 0 E: 0 LOB: 0 K: 0 BB: 0 S: 6 P: 11	R: 0 H: 0 E: 0 LOB: 0 K: 0 BB: 0 S: 6 P: 7	R: 0 H: 0 E: 0 LOB: 0 K: 0 BB: 0 S: 4 P: 4	R: 0 H: 1 E: 0 LOB: 1 K: 2 BB: 0 S: 11 P: 15	1B: 2 SF: 0 2B: 2 SAC: 0 3B: 0 DP: 0 HR: 0 HBP: 0						WP: 0 PA: 32 PB: 0 SB: 0 CS: 0

PITCHER	IP	WLS	BF	H	R	ER	SO	BB	IBB	HBP	BLK	WP	HR	S	P	ERA	WHIP
59 Carlos Carrasco, R (1, 1) ERA: 2.73	9.0	W	32	4	0	0	7	1	0	0	0	0	0	82	117	0.00	0.556

PITCHER	IP	WLS	BF	H	R	ER	SO	BB	IBB	HBP	BLK	WP	HR	S	P	ERA	WHIP

BOTTOM

Cleveland Indians @ Detroit Tigers

Comerica Park, Detroit, MI

Sat Jun 25 2016, 4:11 PM - 6:53 PM EDT

Att. 39,028 - Sunny - 85 F

livebaseballscorecards.com

AB	31
R	0
H	4
RBI	0
BB	1
SO	7
LOB	9

Batter	1	2	3	4	5	6	7	8	9	AB	R	H	RBI	BB	SO	LOB
41 Carlos Santana, S (1, 3) OBP: 0.331, SLG: 0.458	C FF 93 B CH 86 X CH 85 1-1 ① F8		F FF 94 F FF 94 B SL 88 F FF 94 B CH 87 B CH 88 S SL 89 3-3 ③ K		B CU 79 X FF 94 1-0 ① F8	B CH 89 B CH 90 C FF 98 F FF 98 S SL 88 2-3 ③ K			C SI 89 B CH 84 B FC 85 B FF 91 F FF 91 F FC 86 F SI 89 X SI 89 3-2 ② G5-3	5	0	0	0	0	2	0
1 Michael Martinez, S (1, 7) OBP: 0.328, SLG: 0.411	B FF 94 S FF 94 S FF 94 X FF 95 1-2 ② P5			C FF 92 F FF 93 B CU 79 B CU 81 B FF 96 B FF 94 4-2 12 1B 26 WP BB	S CH 87 F FF 94 F SL 89 C CU 79 0-3 ② K		B SI 93 X SI 94 1-0 ① G6-3		S FC 79 X CH 83 0-1 12 1B 1B	4	1	1	0	1	1	0
12 Francisco Lindor, S (1, 6) OBP: 0.369, SLG: 0.473	C FF 92 B FF 93 B FF 94 X CH 86 2-1 ③ L7			1 SAFE 1 SAFE F FF 94 1 SAFE X CU 80 0-1 26 WP 1-3 8 1B 1B	B FF 93 C FF 94 X CU 80 1-2 26 HR 1B		C SI 94 B FC 91 B FC 90 B SI 96 F SI 95 F CU 81 S FF 96 3-3 ② K		B FF 89 S CH 82 F FF 89 F FC 85 X SI 90 1-2 1-2 1B	5	2	3	0	0	1	0
26 Mike Napoli, R (1, 10) OBP: 0.308, SLG: 0.466		X FF 92 0-0 ① L7		C FF 96 B CH 85 B CH 85 B FF 94 B FF 94 4-1 8 1B 1-2 3-H BB	1 SAFE 1 SAFE 1 SAFE X SL 88 0-0 ① 1-H HR		C FF 96 C FF 96 B FF 96 B FC 91 S FC 94 2-3 ③ K		F FF 89 B SI 90 F FC 84 S CH 84 1-3 ③ K	4	1	1	2	1	2	2
11 José Ramírez, S (1, 4) OBP: 0.351, SLG: 0.425		C FF 93 C FF 94 B FF 93 X SL 89 1-2 ② G5-3		B SL 88 S SL 89 F CH 86 F SL 90 B SL 91 F FF 95 F FF 96 F SL 89 X SL 90 2-2 ① L9	X FF 93 0-0 ① 8 HR 1B			C SI 93 B FC 89 X FC 90 1-1 ① F8		4	1	1	0	0	0	2
8 Lonnie Chisenhall, L (1, 9) OBP: 0.352, SLG: 0.451		B FF 93 F CH 85 F FF 94 X FF 94 1-2 1B		B FF 96 X FF 95 1-0 ② 1-3 2-H 1B	B FF 94 F FF 94 1 SAFE B FF 93 X CH 85 2-1 1-H HR			B FC 89 X FC 90 1-0 ① 10 1B 3B		4	2	4	3	0	0	0
10 Yan Gomes, R (1, 2) OBP: 0.222, SLG: 0.363		B CU 78 1 SAFE B FF 93 F FF 93 F CH 85 1 SAFE S FF 94 2-3 ③ K		C FF 96 F CH 86 B SL 89 B FF 96 S FF 96 2-3 ③ K	B FF 95 B FF 95 F FF 95 F FF 97 S SL 86 2-3 ③ K			B SI 94 F SI 94 F ST 81 F FC 90 X ST 84 1-2 4 G6-4-3 3-H 1B		4	0	1	1	0	3	2
4 Juan Uribe, R (1, 5) OBP: 0.281, SLG: 0.384			B SL 87 X SL 88 1-0 ① F7		X CU 78 0-0 HR	F SL 87 F FF 98 B SL 88 X FF 99 1-2 ① F9		X FC 90 0-0 ② ③ G6-4-3 1-2f		4	1	1	1	0	0	1
72 Tyler Naquin, L (1, 8) OBP: 0.376, SLG: 0.591			C FF 92 S FF 94 F CU 81 B FF 95 S FF 94 1-3 ② K		B FF 93 X CH 85 1-0 HR	C FF 98 S CH 90 B FF 99 X SL 88 1-2 ② P5			B FF 88 B SI 90 F FC 88 X SI 88 2-1 ① G5-3	4	1	1	1	0	1	0
Inning Stats	R: 0 E: 0 K: 0 S: 7 H: 0 LOB: 0 BB: 0 P: 11	R: 0 E: 0 K: 1 S: 10 H: 1 LOB: 1 BB: 0 P: 14	R: 0 E: 0 K: 2 S: 9 H: 0 LOB: 0 BB: 0 P: 14	R: 2 E: 0 K: 1 S: 16 H: 2 LOB: 1 BB: 2 P: 29	R: 6 E: 0 K: 2 S: 17 H: 6 LOB: 0 BB: 0 P: 24	R: 0 E: 0 K: 1 S: 9 H: 0 LOB: 0 BB: 0 P: 13	R: 0 E: 0 K: 2 S: 8 H: 0 LOB: 0 BB: 0 P: 14	R: 1 E: 0 K: 0 S: 8 H: 2 LOB: 0 BB: 0 P: 11	R: 0 E: 0 K: 1 S: 16 H: 2 LOB: 2 BB: 0 P: 23	1B: 8 2B: 0 3B: 1 HR: 4 SF: 0 SAC: 0 DP: 1 HBP: 0	WP: 1 PB: 0 SB: 0 CS: 0 PA: 40					

PITCHER		IP	WLS	BF	H	R	ER	SO	BB	IBB	HBP	BLK	WP	HR	S	P	ERA	WHIP
35 Justin Verlander, R ERA: 4.3	(1, 1)	4.2	L	24	9	8	8	5	2	0	0	0	1	4	56	87	15.43	2.357
43 Bruce Rondón, R ERA: 1.5	(5, 1)	1.1		4	0	0	0	2	0	0	0	0	0	0	12	18	0.00	0.000
38 Justin Wilson, L ERA: 3.38	(7, 1)	1.0		3	0	0	0	2	0	0	0	0	0	0	8	14	0.00	0.000
61 Shane Greene, R ERA: 5.13	(8, 1)	1.0		4	2	1	1	0	0	0	0	0	0	0	8	11	9.00	2.000
56 Kyle Ryan, L ERA: 2.73	(9, 1)	1.0		5	2	0	0	1	0	0	0	0	0	0	16	23	0.00	2.000

PITCHER	IP	WLS	BF	H	R	ER	SO	BB	IBB	HBP	BLK	WP	HR	S	P	ERA	WHIP

Cleveland Indians @ Detroit Tigers

Comerica Park, Detroit, MI

Sun Jun 26 2016, 1:11 PM - 3:58 PM EDT

Att. 36,502 - Cloudy - 86 F

TOP

livebaseballscorecards.com

AB	38
R	9
H	13
RBI	8
BB	2
SO	10
LOB	7

Cleveland Indians @ Detroit Tigers

Comerica Park, Detroit, MI

Sun Jun 26 2016, 1:11 PM - 3:58 PM EDT

Att. 36,502 - Cloudy - 86 F

BOTTOM

livebaseballscorecards.com

Batter	1	2	3	4	5	6	7	8	9	AB	R	H	RBI	BB	SO	LOB
3 Ian Kinsler, R (1, 4) OBP: 0.348, SLG: 0.489	F FF 88 B SI 90 F FF 87 X FF 89 1-2 ① L9		B FF 88 X SI 90 1-0 ② L4		B FC 86 C SI 89 X CH 83 1-1 ② F8		C CH 83 F FF 89 X SI 89 0-2 ③ L9			4	0	0	0	0	0	0
4 Cameron Maybin, R (1, 8) OBP: 0.404, SLG: 0.406	B FF 89 C CH 85 B FF 88 X FF 89 2-1 ② G6-3		B CU 76 F SI 90 X FC 87 1-1 ③ G4-3		C SI 88 X CH 84 0-1 1B			C SI 87 B FC 85 X SI 87 1-1 ① G5-3		4	0	1	0	0	0	0
24 Miguel Cabrera, R (1, 3) OBP: 0.370, SLG: 0.522	F FF 88 C CU 77 B FF 90 B SI 90 F FC 88 X CU 76 2-2 1B			C FF 88 B FF 88 F SI 88 X FF 88 1-2 ① G5-3	C CU 75 X FF 86 0-1 ③ P4			B CH 82 B SI 88 S FC 86 S SI 88 X SI 88 2-2 ② G5-3		4	0	1	0	0	0	1
41 Victor Martinez, S (1, 10) OBP: 0.365, SLG: 0.531	X CH 82 0-0 ③ F9			C SI 88 B FF 88 X FF 88 1-1 HR		C SI 87 B FC 86 B CH 82 X FF 88 2-1 HR		F FF 88 C CH 83 B CU 76 F FC 87 F CH 84 B FF 87 X FC 86 2-2 ③ G5-3		4	2	2	2	0	0	1
9 Nick Castellanos, R (1, 5) OBP: 0.331, SLG: 0.505		X FF 86 0-0 ① P3		C FF 90 F FC 87 X CU 77 0-2 39 BB 1B		C FC 87 C FF 89 S CU 77 0-3 ① K			X FF 94 0-0 ① F8	4	0	1	0	0	1	0
8 Justin Upton, R (1, 7) OBP: 0.291, SLG: 0.379		C SI 88 S FF 89 F FF 89 B FC 87 B FC 88 C FC 87 2-3 ② K		B FC 86 1 SAFE B FF 89 F FC 86 X FC 86 2-1 ② P4		X FF 89 0-0 ② G5-3			C SI 94 X FC 88 0-1 ② G6-3	4	0	0	0	0	1	1
39 Jarrod Saltalamacchia, S (1, 2) OBP: 0.310, SLG: 0.407		B FF 89 X FF 87 1-0 ③ F9		B FF 88 B FF 88 C SI 89 1 SAFE 1 SAFE B FC 86 F FF 87 B SI 89 4-2 1-2 BB		B FF 89 X CH 84 1-0 ③ L9			S FF 94 F FF 95 B FF 94 S CU 82 1-3 ③ K	3	0	0	0	1	1	0
14 Mike Aviles, R (1, 9) OBP: 0.255, SLG: 0.278			C FC 86 F FF 90 B FC 86 X FC 86 1-2 HR	B FF 86 X FF 89 1-0 ③ F8			B SI 87 C SI 87 B CU 76 X FC 86 2-1 ① L7			3	1	1	1	0	0	2
1 Jose Iglesias, R (1, 6) OBP: 0.314, SLG: 0.332			F SI 89 F CU 78 B FF 87 S CU 77 1-3 ① K		B FF 88 C FC 85 X CU 75 1-1 ① G5-3		C SI 88 F FC 86 F CU 75 X FC 86 0-2 ② G4-3			3	0	0	0	0	1	0
Inning Stats	R: 0 E: 0 K: 0 S: 10 H: 1 LOB: 1 BB: 0 P: 15	R: 0 E: 0 K: 1 S: 6 H: 0 LOB: 0 BB: 0 P: 9	R: 1 E: 0 K: 1 S: 9 H: 1 LOB: 0 BB: 0 P: 13	R: 1 E: 0 K: 0 S: 13 H: 2 LOB: 2 BB: 1 P: 22	R: 0 E: 0 K: 0 S: 8 H: 1 LOB: 1 BB: 0 P: 10	R: 1 E: 0 K: 1 S: 7 H: 1 LOB: 0 BB: 0 P: 10	R: 0 E: 0 K: 0 S: 9 H: 0 LOB: 0 BB: 0 P: 11	R: 0 E: 0 K: 0 S: 10 H: 0 LOB: 0 BB: 0 P: 15	R: 0 E: 0 K: 1 S: 6 H: 0 LOB: 0 BB: 0 P: 7	1B: 3 2B: 0 3B: 0 HR: 3	SF: 0 SAC: 0 DP: 0 HBP: 0		WP: 0 PB: 0 SB: 0 CS: 0	PA: 34			

	AB	33
	R	3
	H	6
	RBI	3
	BB	1
	SO	4
	LOB	5

PITCHER		IP	WLS	BF	H	R	ER	SO	BB	IBB	HBP	BLK	WP	HR	S	P	ERA	WHIP
43 Josh Tomlin, R ERA: 3.32	(1, 1)	8.0	W	31	6	3	3	3	1	0	0	0	0	3	72	105	3.38	0.875
34 Zach McAllister, R ERA: 3.33	(9, 1)	1.0		3	0	0	0	1	0	0	0	0	0	0	6	7	0.00	0.000

PITCHER	IP	WLS	BF	H	R	ER	SO	BB	IBB	HBP	BLK	WP	HR	S	P	ERA	WHIP

Cleveland Indians @ Atlanta Braves

Turner Field, Atlanta, GA

Mon Jun 27 2016, 7:12 PM - 10:25 PM EDT

Att. 15,538 - Partly Cloudy - 89 F

TOP

livebaseballscorecards.com

Batter	1	2	3	4	5	6	7	8	9	AB	R	H	RBI	BB	SO	LOB
20 Rajai Davis, R (1, 7) OBP: 0.328, SLG: 0.409	B FF 91 B FF 92 F FF 92 X FF 91 2-1 G4-3		C SL 81 F FF 90 X SL 82 0-2 FC4-6 1-2f		X SL 81 0-0 L8		L FF 100 X FF 100 0-1 SH 1-2 2-3		S FF 92 S FF 93 B FF 93 F FF 93 B SL 81 X FF 93 2-2 F8	4	0	0	0	0	0	1
22 Jason Kipnis, L (1, 4) OBP: 0.323, SLG: 0.444	C FF 93 B CU 77 F CH 80 C CH 80 1-3 K		1 SAFE X FF 92 0-0 F8		C FF 93 X FF 94 0-1 F8		X FF 102 0-0 L8		C SL 78 X FF 93 0-1 HR	5	1	1	1	0	1	4
12 Francisco Lindor, S (1, 6) OBP: 0.373, SLG: 0.477	C FF 92 C CU 77 F FF 93 X CU 76 0-2 26 1B 2B			B FF 91 F FF 92 B FF 93 B FF 94 X FF 93 3-1 26 1B 8 HR 1B		C SL 81 B FF 94 C FF 93 B FF 94 B SL 85 B FF 95 4-2 26 G5-3 BB	B SL 84 X FF 102 1-0 G3-2-5 3-Hf		C FF 92 C FF 93 B SL 82 X SL 79 1-2 G5-3	4	2	2	0	1	0	3
26 Mike Napoli, R (1, 3) OBP: 0.313, SLG: 0.468	S FF 93 D FF 93 X FF 93 1-1 2-H 1B			C FF 93 1 SAFE B FF 93 B FF 94 B SL 84 1 SAFE F FF 94 1 SAFE F CH 83 3-2 X SL 84 8 HR 1-2 1B		1 SAFE 1 SAFE B SL 83 F FF 93 C FF 93 F SL 84 B FF 93 F FF 94 X SL 84 2-2 G5-3 1-2		C SI 93 F SI 94 X SI 92 0-2 8 WP 11 1B 1B	S FF 93 B FF 86 C SL 79 B SL 80 F SL 79 S FF 93 2-3 K	5	2	3	1	0	1	1
8 Lonnie Chisenhall, L (1, 9) OBP: 0.355, SLG: 0.470		C CU 73 F FF 91 B FF 93 B CU 77 F CH 81 X FF 92 2-2 P6		B FF 94 X SL 82 1-0 1-H 2-H HR		B SL 81 X FF 90 1-0 1B		C SL 87 F SL 87 B CU 79 D CU 80 X SL 88 2-2 G4-3 1-3		4	1	2	3	0	0	1
11 José Ramírez, S (1, 5) OBP: 0.349, SLG: 0.422		C FF 92 B FF 93 C CU 75 B FF 92 X CU 76 2-2 P5		X FF 93 0-0 F9		B SL 82 B FF 93 X FF 92 2-0 L8		C SI 94 B SL 87 F SI 94 F CU 80 B SL 87 F FF 94 D CH 86 X SI 93 3-2 72 2B 3-H 1B		4	1	1	1	0	0	1
72 Tyler Naquin, L (1, 8) OBP: 0.380, SLG: 0.605		T FF 91 T FF 91 F CU 76 F FF 93 S CU 76 0-3 K2-3		B SL 82 X SL 82 1-0 G4-3			X SL 82 0-0 38 1B 41 1B 2B	B SL 88 X SL 88 1-0 38 G5-3 1-H 2B		4	1	2	1	0	1	0
38 Chris Gimenez, R (1, 2) OBP: 0.271, SLG: 0.328			B FF 91 X FF 91 1-0 20 FC4-6 1B	C FF 94 B SL 82 F SL 84 C SL 85 1-3 K			X FF 92 0-0 20 SH 41 1B 12 G3-2-5 2-3 1B	S SL 88 B FF 93 B FF 93 C SL 86 X SL 86 2-2 G5-3 2-3		4	0	2	0	0	1	1
47 Trevor Bauer, R (1, 1) 41 Carlos Santana, S (7, PH) OBP: 0.333, SLG: 0.460 53 Jeff Manship, R (7, 1) 33 Tom Gorzelanny, R (7, 1) 4 Juan Uribe, R (8, PH) OBP: 0.279, SLG: 0.382 48 Tommy Hunter, R (8, 1) 62 Joba Chamberlain, R (9, 1)			L FF 91 B FF 91 L FF 90 B CU 74 B FF 90 T FF 91 3-2 K		F FF 92 B FF 93 S FF 92 C FF 93 1-3 K		B FF 100 X FF 101 1-0 20 SH 1-2 3-H 1B	D SL 87 S SL 87 X SL 86 1-1 G6-3		2 1 0 0 1 0	0 0 0 0 0 0	0 1 0 0 0 0	0 1 0 0 0 0	2 0 0 0 0 0	1 0 0 0 1 0
Inning Stats	R: 1 E: 0 K: 1 S: 11 H: 2 LOB: 1 BB: 0 P: 15	R: 0 E: 0 K: 1 S: 12 H: 0 LOB: 0 BB: 0 P: 16	R: 0 E: 0 K: 1 S: 8 H: 1 LOB: 1 BB: 0 P: 12	R: 3 E: 0 K: 1 S: 12 H: 3 LOB: 0 BB: 0 P: 21	R: 0 E: 0 K: 1 S: 6 H: 0 LOB: 0 BB: 0 P: 7	R: 0 E: 0 K: 0 S: 9 H: 1 LOB: 1 BB: 1 P: 18	R: 1 E: 1 K: 0 S: 7 H: 3 LOB: 2 BB: 0 P: 9	R: 2 E: 0 K: 0 S: 17 H: 3 LOB: 1 BB: 0 P: 26	R: 1 E: 0 K: 1 S: 13 H: 1 LOB: 0 BB: 0 P: 18	1B: 9 2B: 3 3B: 0 HR: 2	SF: 0 SAC: 1 DP: 1 HBP: 0					

	AB	38
	R	8
	H	14
	RBI	8
	BB	1
	SO	6
	LOB	14

WP: 1 PA: 40
PB: 0
SB: 0
CS: 0

PITCHER		IP	WLS	BF	H	R	ER	SO	BB	IBB	HBP	BLK	WP	HR	S	P	ERA	WHIP
52 John Gant, R ERA: 4.45	(1, 1)	2.0		8	3	1	1	2	0	0	0	0	0	0	24	33	4.50	1.500
61 Tyrell Jenkins, R ERA: 7.2	(3, 1)	4.0	L	18	6	4	4	3	1	0	0	0	0	1	36	58	9.00	1.750
62 Mauricio Cabrera, R ERA:	(7, 1)	1.0		4	1	0	0	0	0	0	0	0	0	0	5	7	0.00	1.000
46 Ian Krol, L ERA: 3.32	(8, 1)	1.0		6	3	2	2	0	0	0	0	0	1	0	17	26	18.00	3.000
56 Matt Marksberry, L ERA: 10.8	(9, 1)	1.0		4	1	1	1	1	0	0	0	0	0	1	13	18	9.00	1.000

PITCHER		IP	WLS	BF	H	R	ER	SO	BB	IBB	HBP	BLK	WP	HR	S	P	ERA	WHIP

Cleveland Indians @ Atlanta Braves

Turner Field, Atlanta, GA

Mon Jun 27 2016, 7:12 PM - 10:25 PM EDT

Att. 15,538 - Partly Cloudy - 89 F

BOTTOM

Batter	1	2	3	4	5	6	7	8	9	AB	R	H	RBI	BB	SO	LOB
8 Jace Peterson, L (1, 4) OBP: 0.347, SLG: 0.330	C SI 92 S KC 75 B KC 78 B SI 92 S KC 77 2-3 ① K		B KC 74 X SI 93 1-0 11 FC5-4 1B		C KC 75 B SI 92 X FF 92 1-1 11 CS 1B		B SI 91 B SI 89 C SI 90 F SI 91 B SL 79 B SL 79 4-2 BB		C FF 94 X CU 81 0-1 ② L1-4-3 2-3	4	0	2	0	1	1	1
11 Ender Inciarte, L (1, 8) OBP: 0.308, SLG: 0.311	L FF 93 B FC 88 B FC 88 B CH 86 B FF 92 4-1 BB		C FC 88 1 SAFE B SI 94 F FF 93 F SI 93 B FC 87 X FF 94 2-2 ① FC5-4 5 1B 22 SF7 1-2f		1 SAFE 1 SAFE D FF 93 C SI 93 F KC 75 B FC 90 C CH 87 2-3 ①② K 1-2		C SI 90 F SI 90 S SL 80 0-3 ③ K		X FF 93 0-0 ③ G4-3	4	1	0	0	1	2	4
5 Freddie Freeman, L (1, 3) OBP: 0.369, SLG: 0.496	S FF 93 F SI 93 C SI 94 0-3 ② K		X SI 94 0-0 13 WP 1B 1-3		B FF 94 S SI 94 B SI 94 X SI 94 2-1 2B			X FF 95 0-0 ① G3		4	0	2	0	0	1	1
22 Nick Markakis, L (1, 9) OBP: 0.335, SLG: 0.350	X SI 92 0-0 ③ L9		X SI 93 0-0 ② SF7 3-H		C FF 90 F SI 93 D KC 79 B SI 94 X FC 89 2-2 ③ G1			C SI 96 F FC 92 F FC 92 B FC 93 F CU 84 X FC 91 1-2 ② F9		3	0	0	1	0	0	2
13 Adonis García, R (1, 5) OBP: 0.295, SLG: 0.354		B FF 92 C FC 88 X SI 91 1-1 ① G6-3	S SI 94 B KC 76 F SI 94 B KC 80 X SI 94 2-2 ③ G6-3 1-2			X KC 72 0-0 ① G5-3		F SI 93 S CU 83 X CU 84 0-2 1B		4	0	1	0	0	0	1
25 Tyler Flowers, R (1, 2) OBP: 0.335, SLG: 0.381		C FF 93 S KC 77 B KC 80 B SI 95 S SI 93 2-3 ② K		B FF 92 C FC 88 F SI 93 B KC 78 F SI 93 F FF 93 F KC 77 B FF 94 X FF 94 3-2 HR		B SI 91 F FC 88 X FC 86 1-1 ② F8		B SI 95 C CU 86 F SI 93 B CU 83 S FF 95 2-3 ③ K		4	1	1	1	0	2	1
19 Brandon Snyder, R (1, 7) OBP: 0.263, SLG: 0.667		B KC 75 B CH 87 F SI 92 S FF 92 B KC 77 B SI 93 4-2 1 BB BB		B CH 86 S CH 86 X SI 93 1-1 ① G6-3		B SI 92 B SI 92 B SI 91 C SI 92 F SI 91 C SI 92 3-3 ③ K			C FF 95 B SL 86 F FF 95 B SL 87 F FF 96 B CU 82 F SL 85 S SL 86 3-3 ① K	3	0	0	0	1	2	0
1 Erick Aybar, S (1, 6) OBP: 0.267, SLG: 0.257		F SI 92 B FF 93 B SI 92 F SI 92 F FC 88 B SI 92 B SI 93 4-2 1-2 BB		C CH 86 B FC 89 B SI 92 X FF 94 2-1 ② L7			C SI 92 B CU 83 B SI 93 C SI 92 B CU 83 S SI 91 3-3 ① K		B FF 94 C FF 92 F FF 94 X FF 95 1-2 15 DI 15 2B 1B	3	1	1	0	1	1	0
52 John Gant, R (1, 1) 61 Tyrell Jenkins, R (3, 1) 62 Mauricio Cabrera, R (7, 1) 64 Emilio Bonifácio, S (7, PH) OBP: 0.286, SLG: 0.167 46 Ian Krol, L (8, 1) 56 Matt Marksberry, L (9, 1) 15 A.J. Pierzynski, L (9, PH) OBP: 0.230, SLG: 0.248		X SI 93 0-0 ③ G4-3		F FF 93 B FF 94 C SI 93 B FC 90 F SI 94 X SI 94 2-2 ③ G5-3			C SI 92 B SI 94 C CU 82 X CU 84 1-2 ② P5		B FF 94 F FF 94 B FF 94 B FF 93 F FF 94 X FF 95 3-2 8 L1-4-3 1-H 2B	1 1 0 1 0 0 1	0 0 0 0 0 0 0	0 0 0 0 0 0 1	0 0 0 0 0 0 1	0 0 0 0 0 0 0	0 0 0 0 0 0 0	2 0 0 0 0 0 0
Inning Stats	R: 0 E: 0 K: 2 S: 8 H: 0 LOB: 1 BB: 1 P: 14	R: 0 E: 0 K: 1 S: 11 H: 0 LOB: 2 BB: 2 P: 22	R: 1 E: 0 K: 0 S: 10 H: 2 LOB: 1 BB: 0 P: 15	R: 1 E: 0 K: 0 S: 14 H: 1 LOB: 0 BB: 0 P: 22	R: 0 E: 0 K: 1 S: 10 H: 2 LOB: 1 BB: 0 P: 17	R: 0 E: 0 K: 1 S: 6 H: 0 LOB: 0 BB: 0 P: 10	R: 0 E: 0 K: 2 S: 12 H: 0 LOB: 1 BB: 1 P: 20	R: 0 E: 0 K: 1 S: 12 H: 1 LOB: 1 BB: 0 P: 15	R: 1 E: 0 K: 1 S: 14 H: 2 LOB: 1 BB: 0 P: 21	1B: 5 2B: 2 3B: 0 HR: 1 SF: 1 SAC: 0 DP: 0 HBP: 0				WP: 1 PB: 0 SB: 0 CS: 1		PA: 38

livebaseballscorecards.com

AB	33
R	3
H	8
RBI	3
BB	4
SO	9
LOB	12

PITCHER		IP	WLS	BF	H	R	ER	SO	BB	IBB	HBP	BLK	WP	HR	S	P	ERA	WHIP
47 Trevor Bauer, R ERA: 3.19	(1, 1)	6.0	W	25	5	2	2	5	3	0	0	0	1	1	59	100	3.00	1.333
53 Jeff Manship, R ERA: 2.61	(7, 1)	0.2	H	2	0	0	0	1	0	0	0	0	0	0	6	10	0.00	0.000
33 Tom Gorzelanny, L ERA:	(7, 1)	0.1	H	2	0	0	0	1	1	0	0	0	0	0	6	10	0.00	3.000
48 Tommy Hunter, R ERA: 2.81	(8, 1)	1.0		4	1	0	0	1	0	0	0	0	0	0	12	15	0.00	1.000
62 Joba Chamberlain, R ERA: 2.6	(9, 1)	1.0		5	2	1	1	1	0	0	0	0	0	0	14	21	9.00	2.000

PITCHER	IP	WLS	BF	H	R	ER	SO	BB	IBB	HBP	BLK	WP	HR	S	P	ERA	WHIP

Cleveland Indians @ Atlanta Braves

Turner Field, Atlanta, GA

Tue Jun 28 2016, 7:11 PM - 9:50 PM EDT

Att. 19,206 - Cloudy - 75 F

livebaseballscorecards.com

Batter	1	2	3	4	5	6	7	8	9	AB	R	H	RBI	BB	SO	LOB
41 Carlos Santana, S (1, 3) OBP: 0.337, SLG: 0.461	B SI 93 B FF 93 C FF 92 F FF 93 C SI 95 2-3 ① K	C SL 82 X CH 88 0-1 2-3 1B	X SI 94 0-0 ② F7				B CU 78 B SL 88 B FF 92 C FF 93 B FF 94 4-1 12 G5-4-3 BB		B SI 98 C SI 98 B SI 96 B SI 97 X SI 97 3-1 12 E 12 WP 11 1B 1-3 2-H 1B	4	1	2	1	1	1	0
22 Jason Kipnis, L (1, 4) OBP: 0.321, SLG: 0.440	C SI 94 X FF 94 0-1 12 1B 11 1B 1B	B SI 89 C SL 82 C SL 82 B FF 93 B FF 94 C SL 83 3-3 ③ K	B SI 94 B CH 88 F SI 93 F SI 93 B SL 81 X SI 94 3-2 ③ L8				B SI 89 X SL 90 1-0 ① F7		C SL 85 X SL 86 0-1 ② P2	5	1	1	0	0	1	5
12 Francisco Lindor, S (1, 6) OBP: 0.370, SLG: 0.473	C SI 94 X SI 93 0-1 11 1B 8 S 1-2 1B	C SI 92 X CH 87 0-1 ① G5-3	B CU 80 C SL 81 B SL 80 X FF 92 2-1 ① G4-3				F SL 90 X SL 89 0-1 ②③ G5-4-3 1-2f		F SI 98 D SL 87 C SL 87 B SL 88 X SL 86 2-2 E6 11 1B 1-3 3-H	5	1	1	0	0	0	2
11 José Ramírez, S (1, 7) (9, 5) OBP: 0.354, SLG: 0.424	F FF 94 X SL 84 0-1 8 S 1-3 2-H 1B	B CH 87 B SL 81 B SI 94 C FF 92 B FF 94 4-1 8 1B 8 S BB	B SI 94 X SI 93 1-0 ② G3-1					B SI 92 C CH 87 B FF 92 X SI 93 2-1 ① G3	C SI 97 B SI 97 S SL 85 F SL 85 X SI 97 1-2 3-H 1B	4	0	2	2	1	0	0
8 Lonnie Chisenhall, L (1, 9) OBP: 0.356, SLG: 0.468	S SL 83 S FF 94 X SL 83 0-2 ② L6 1-2 3-H	C FF 94 F FF 94 B FF 94 X SI 94 1-2 72 S 1-3 1B	C SI 92 S SL 83 S SL 83 0-3 ③ K					X CU 78 0-0 10 G6-4-3 1B	S CU 82 F CU 84 S CU 84 0-3 ③ K	5	0	2	0	0	2	3
10 Yan Gomes, R (1, 2) OBP: 0.218, SLG: 0.356	C SL 82 T FF 93 S SL 81 0-3 ③ K	1 SAFE B FF 93 S SL 83 S SL 82 B SL 83 S SL 83 2-3 ② K			X SL 81 0-0 ① G5-3			X SI 92 0-0 ②③ G6-4-3 1-2f		4	0	0	0	0	2	4
72 Tyler Naquin, L (1, 8) OBP: 0.391, SLG: 0.600		B SI 94 F FF 93 F FF 93 H SL 84 2-2 41 1B 28 SH2-4 HBP	B FF 93 1 SAFE S FF 93 S SI 92 B FF 93 B FF 93 B FF 93 4-2 1-2 BB		B SI 90 C CH 86 F SL 80 F FF 94 F SL 84 B SL 84 F SL 82 F FF 94 T FF 94 2-2 ② K				B SI 96 B SI 96 B SI 95 C SI 97 B SI 97 4-1 4 BB 41 1B BB	1	1	0	0	2	1	0
4 Juan Uribe, R (1, 5) OBP: 0.284, SLG: 0.381 20 Rajai Davis, R (9, PR) OBP: 0.328, SLG: 0.409 (9, 7)	1 SAFE F SL 80 F SL 83 F FF 93 1 SAFE S SL 82 0-3 ① K	X SL 83 0-0 ③ P6			C FF 93 B SL 82 X SL 83 1-1 1B				B SI 97 1 SAFE B SL 84 B SI 98 B SI 98 4-0 41 1B 12 E 1-2 BB	3 0	0 1	1 0	0 0	1 0	1 0	4 0
28 Corey Kluber, R (1, 1) OBP: 0.250, SLG: 0.500 1 Michael Martinez, S (9, PH) OBP: 0.322, SLG: 0.404 37 Cody Allen, R (9, 1)	B FF 92 M FF 91 X FF 92 1-1 ② SH2-4 1-2		F FF 90 B SL 81 B FF 93 F SI 93 S FF 94 2-3 ① K		S FF 93 C FF 90 F FF 94 B FF 92 S FF 93 1-3 ③ K				L SI 97 L SI 98 C SL 86 0-3 ① K	2 1 0	0 0 0	0 0 0	0 0 0	0 0 0	2 1 0	1 2 0

Inning Stats										
	R: 2 E: 0 K: 2 S: 15	H: 3 LOB: 1 BB: 0 P: 17	R: 0 E: 0 K: 2 S: 13	H: 1 LOB: 2 BB: 0 P: 19	R: 0 E: 0 K: 1 S: 12	H: 1 LOB: 3 BB: 2 P: 23	R: 0 E: 0 K: 1 S: 7	H: 0 LOB: 0 BB: 0 P: 12	R: 0 E: 0 K: 1 S: 6	H: 0 LOB: 0 BB: 0 P: 9
	R: 0 E: 0 K: 2 S: 14	H: 1 LOB: 1 BB: 0 P: 18	R: 0 E: 0 K: 0 S: 4	H: 0 LOB: 0 BB: 1 P: 9	R: 0 E: 0 K: 0 S: 4	H: 1 LOB: 0 BB: 0 P: 6	R: 3 E: 1 K: 2 S: 19	H: 2 LOB: 2 BB: 2 P: 33	1B: 9 2B: 0 3B: 0 HR: 0	SF: 0 SAC: 1 DP: 2 HBP: 1	WP: 1 PB: 0 SB: 4 CS: 0	PA: 41

PITCHER		IP	WLS	BF	H	R	ER	SO	BB	IBB	HBP	BLK	WP	HR	S	P	ERA	WHIP
37 Matt Wisler, R ERA: 4.14	(1, 1)	6.0		27	6	2	2	9	2	0	1	0	0	0	67	98	3.00	1.333
54 Hunter Cervenka, L ERA: 2.59	(7, 1)	1.0		3	0	0	0	0	1	0	0	0	0	0	4	9	0.00	1.000
53 Jim Johnson, R ERA: 4.39	(8, 1)	1.0		3	1	0	0	0	0	0	0	0	0	0	4	6	0.00	1.000
38 Arodys Vizcaíno, R ERA: 2.16	(9, 1)	0.2	L	7	2	3	1	1	2	0	0	0	1	0	16	30	13.50	6.000
39 Dario Álvarez, L ERA: 1.93	(9, 1)	0.1		1	0	0	0	1	0	0	0	0	0	0	3	3	0.00	0.000

PITCHER		IP	WLS	BF	H	R	ER	SO	BB	IBB	HBP	BLK	WP	HR	S	P	ERA	WHIP

TOP

AB	34
R	5
H	9
RBI	3
BB	5
SO	11
LOB	21

BOTTOM

Cleveland Indians @ Atlanta Braves

Turner Field, Atlanta, GA

Tue Jun 28 2016, 7:11 PM - 9:50 PM EDT

Att. 19,206 - Cloudy - 75 F

livebaseballscorecards.com

Batter	1	2	3	4	5	6	7	8	9	AB	R	H	RBI	BB	SO	LOB
8 Jace Peterson, L (1, 4) OBP: 0.344, SLG: 0.355	F SI 92 C SI 92 X SL 89 0-2 ① G3-1			C SL 88 X SI 94 0-1 ① G6-3		C CU 83 F SL 90 F CU 85 C SI 94 0-3 ② K			B FF 94 B KC 85 X FF 95 2-0 HR	4	1	1	1	0	1	2
11 Ender Inciarte, L (1, 8) OBP: 0.312, SLG: 0.311	B FF 93 B SI 92 B FF 92 C SI 92 B FF 93 4-1 5 G6-3 BB			C FF 93 F FF 93 C SI 93 0-3 ② K		F FF 91 F FF 94 F CU 85 F SI 95 F CU 85 F FF 94 B FF 94 X SI 94 1-2 ③ 2-H 3-H 1B			C FF 95 X KC 85 0-1 ② G3-1	3	0	1	2	1	1	0
5 Freddie Freeman, L (1, 3) OBP: 0.368, SLG: 0.500	C FF 92 B SL 90 X FF 94 1-1 ②③ G6-3 1-2f			S FF 93 C SI 94 B SI 93 S SL 86 1-3 ③ K			B SI 92 S FF 92 B SI 91 S CH 86 S CU 84 2-3 ① K		B FF 94 S FF 95 F FF 94 B FF 94 B KC 84 X FF 94 3-2 3B	4	0	1	0	0	2	1
22 Nick Markakis, L (1, 9) OBP: 0.331, SLG: 0.345		B SI 92 S CH 86 B SL 90 C FF 92 C SI 93 2-3 ① K			B SI 92 B SI 92 C SL 89 F SL 89 F FF 93 C CU 84 2-3 ① K		X CH 86 0-0 ② L7		D KC 84 X FF 94 1-0 ③ F7	4	0	0	0	0	2	1
13 Adonis García, R (1, 5) OBP: 0.291, SLG: 0.348		C SI 93 S CU 83 X SI 93 0-2 ② G6-3			X SL 90 0-0 ② G1-4-3		B SI 91 X SL 88 1-0 ③ P4			3	0	0	0	0	0	0
15 A.J. Pierzynski, L (1, 2) OBP: 0.226, SLG: 0.244		X SI 93 0-0 ③ G4-3			B FF 93 F SI 92 B SI 93 X SL 90 2-1 ③ G3-1			X FF 92 0-0 ① F7		3	0	0	0	0	0	0
1 Erick Aybar, S (1, 6) OBP: 0.268, SLG: 0.258			B FF 91 X SI 93 1-0 ① G6-3			B SL 89 C SI 92 C SI 83 X SI 94 1-2 37 SH2-4 64 1B 11 1B 1B		B SI 92 B CH 84 C SI 92 F SI 94 F CU 84 X CH 86 2-2 ② P4		3	1	1	0	0	0	0
64 Emilio Bonifácio, S (1, 7) OBP: 0.294, SLG: 0.200			B CH 84 C SI 92 B CU 82 B SI 92 X SI 92 3-1 ② G6-3			C FF 93 X SI 93 0-1 37 SH2-4 11 1B 1-2 1B		T SL 89 S CH 87 X FF 93 0-2 ③ L5		3	1	1	0	0	0	0
37 Matt Wisler, R (1, 1) OBP: 0.034, SLG: 0.036 54 Hunter Cervenka, L (7, 1) 53 Jim Johnson, R (8, 1) 38 Arodys Vizcaíno, R (9, 1) 39 Dario Álvarez, L (9, 1) 23 Chase d'Arnaud, R (9, PH) OBP: 0.347, SLG: 0.357			C SI 92 F SI 93 S SL 90 0-3 ③ K			X SI 93 0-0 ① SH2-4 1-2 2-3			B FF 95 C FF 95 S KC 85 C FF 95 1-3 ① K	1	0	0	0	0	1	0
										0	0	0	0	0	0	0
										0	0	0	0	0	0	0
										0	0	0	0	0	0	0
										0	0	0	0	0	0	0
										1	0	0	0	0	1	0
Inning Stats	R: 0 E: 0 K: 0 S: 6 H: 0 LOB: 0 BB: 1 P: 11	R: 0 E: 0 K: 1 S: 7 H: 0 LOB: 0 BB: 0 P: 9	R: 0 E: 0 K: 1 S: 6 H: 0 LOB: 0 BB: 0 P: 10	R: 0 E: 0 K: 2 S: 8 H: 0 LOB: 0 BB: 0 P: 9	R: 0 E: 0 K: 1 S: 7 H: 0 LOB: 0 BB: 0 P: 11	R: 2 E: 0 K: 1 S: 17 H: 3 LOB: 1 BB: 0 P: 19	R: 0 E: 0 K: 1 S: 5 H: 0 LOB: 0 BB: 0 P: 8	R: 0 E: 0 K: 0 S: 8 H: 0 LOB: 0 BB: 0 P: 10	R: 1 E: 0 K: 1 S: 10 H: 2 LOB: 1 BB: 0 P: 17	1B: 3 2B: 0 3B: 1 HR: 1 SF: 0 SAC: 1 DP: 1 HBP: 0						

	AB	29
	R	3
	H	5
	RBI	3
	BB	1
	SO	8
	LOB	4

PITCHER		IP	WLS	BF	H	R	ER	SO	BB	IBB	HBP	BLK	WP	HR	S	P	ERA	WHIP
28 Corey Kluber, R ERA: 3.5	(1, 1)	8.0	W	26	3	2	2	7	1	0	0	0	0	0	64	87	2.25	0.500
37 Cody Allen, R ERA: 3.31	(9, 1)	1.0	S	5	2	1	1	1	0	0	0	0	0	1	10	17	9.00	2.000

PITCHER	IP	WLS	BF	H	R	ER	SO	BB	IBB	HBP	BLK	WP	HR	S	P	ERA	WHIP

WP: 0 PA: 31
PB: 0
SB: 0
CS: 0

Batter	1	2	3	4	5	6	7	8	9	AB	R	H	RBI	BB	SO	LOB
20 Rajai Davis, R (1, 7) OBP: 0.331, SLG: 0.415	B SI 90 F SI 88 B SI 92 X SI 91 2-1 22 G3-6-3 1B		1 SAFE 1 SAFE B SI 92 X SI 91 1-0 ②③ G5-4-3 1-2f		X SI 92 0-0 22 1B 1-3 2B		B SL 88 X SI 94 1-0 ③ L9			4	1	2	0	0	0	1
22 Jason Kipnis, L (1, 4) OBP: 0.323, SLG: 0.439	C SI 91 1 SAFE 1 SAFE B SI 93 F SI 92 X SI 93 1-2 ①② G3-6-3 1-2f			C SL 84 B CH 86 F CH 86 B SL 88 X SI 92 2-2 ① L8	S CH 85 X SI 92 0-1 12 S 2-H 3-H 1B			C SL 86 L FF 93 F SL 84 B SL 88 H CU 80 2-2 26 F8 12 SH2-3 HBP		3	0	1	2	0	0	1
12 Francisco Lindor, S (1, 6) OBP: 0.367, SLG: 0.468	B SI 93 B SI 92 X SI 92 2-0 ③ G4-3			F SI 92 X SI 92 0-1 ② G5-3	C SL 86 F CH 86 F SI 92 X CH 86 0-2 ③ F8 1-2			1 SAFE X SI 91 0-0 ① SH2-3 1-2		3	0	0	0	0	0	1
26 Mike Napoli, R (1, 3) OBP: 0.313, SLG: 0.463		B SI 93 C SI 92 F SL 85 B SI 94 X SI 92 2-2 ① L7	B SI 93 B SI 93 C SI 92 B SI 92 B SI 92 4-1 11 2B BB			F SL 82 F SI 90 B CH 83 X SL 84 1-2 ① P4		B FF 100 F FF 100 B FF 102 X SL 82 2-1 ② F8 2-3		3	0	0	0	1	0	1
11 José Ramírez, S (1, 5) OBP: 0.352, SLG: 0.425		B SI 92 F SI 91 B CH 85 F SI 92 X SI 93 2-2 E4 8 G3	C SI 90 X SI 91 0-1 1-3 2B			B CH 84 B CH 85 C SI 90 C CH 85 X SI 92 2-2 ② F8		S FF 103 F FF 103 F FF 102 X SL 86 0-2 ③ F8		4	0	1	0	0	0	1
8 Lonnie Chisenhall, L (1, 9) OBP: 0.354, SLG: 0.480		B SI 90 C SI 92 D CH 83 B SI 92 X SI 91 3-1 ② G3 2-3	B SI 92 F SI 91 B SI 92 B SI 92 F SL 87 X CH 87 3-2 ③ F8			F CH 85 X SL 86 0-1 HR			F SI 91 B SI 90 B SI 90 F SI 90 X SI 90 2-2 ① G6-3	4	1	1	1	0	0	3
10 Yan Gomes, R (1, 2) OBP: 0.219, SLG: 0.354		C SI 93 X SI 92 0-1 ③ P3			C SI 90 F SL 83 F SL 84 X SI 92 0-2 72 FC4-6 1B	F SI 92 X SL 85 0-1 ③ F9			C CU 80 T CU 79 F SI 93 X CU 80 0-2 ② P4	4	0	1	0	0	0	1
72 Tyler Naquin, L (1, 8) OBP: 0.394, SLG: 0.597			B SI 91 X SI 91 1-0 20 G5-4-3 1B		C SI 92 B SI 91 X SI 91 1-1 ① FC4-6 31 FC5-6 1-2f		C SL 86 B SL 86 S SL 88 X CU 79 1-2 ① L3		C SI 91 X SI 91 0-1 1B	4	0	2	0	0	0	1
31 Danny Salazar, R (1, 1) 27 Bryan Shaw, S (8, 1) 41 Carlos Santana, S (9, PH) OBP: 0.336, SLG: 0.459 37 Cody Allen, R (9, 1)			M SI 90 B SI 91 L SI 91 L SI 92 1-3 ① K		B SI 90 X SI 90 1-0 ② FC5-6 20 2B 22 1B 1-2f		F FF 93 C CH 86 S SL 87 0-3 ② K		1 SAFE B SI 90 F SI 89 B SI 90 C CU 79 F FF 90 F SI 91 F FF 91 F CU 80 2-2 X CH 84 G4-3	3 0 1 0	1 0 0 0	0 0 0 0	0 0 0 0	2 0 0 0	0 0 0 0	2 0 1 0
Inning Stats	R: 0 E: 0 K: 0 S: 6 H: 1 LOB: 0 BB: 0 P: 11	R: 0 E: 1 K: 0 S: 10 H: 0 LOB: 1 BB: 0 P: 17	R: 0 E: 0 K: 1 S: 5 H: 1 LOB: 0 BB: 0 P: 8	R: 0 E: 0 K: 0 S: 11 H: 1 LOB: 2 BB: 1 P: 20	R: 2 E: 0 K: 0 S: 14 H: 3 LOB: 1 BB: 0 P: 16	R: 1 E: 0 K: 0 S: 10 H: 1 LOB: 0 BB: 0 P: 13	R: 0 E: 0 K: 1 S: 7 H: 0 LOB: 0 BB: 0 P: 9	R: 0 E: 0 K: 0 S: 10 H: 0 LOB: 1 BB: 0 P: 14	R: 0 E: 0 K: 0 S: 16 H: 1 LOB: 1 BB: 0 P: 20	1B: 5 2B: 2 3B: 0 HR: 1 SF: 0 SAC: 1 DP: 2 HBP: 1						

TOP

Cleveland Indians @ Atlanta Braves

Turner Field, Atlanta, GA

Wed Jun 29 2016, 7:12 PM - 10:03 PM EDT

Att. 16,600 - Partly Cloudy - 88 F

livebaseballscorecards.com

AB	33
R	3
H	8
RBI	3
BB	1
SO	2
LOB	13

WP: 0 PA: 36
PB: 0
SB: 1
CS: 0

PITCHER		IP	WLS	BF	H	R	ER	SO	BB	IBB	HBP	BLK	WP	HR	S	P	ERA	WHIP
60 Joel De La Cruz, R ERA: 4.5	(1, 1)	6.0	L	25	7	3	3	1	1	0	0	0	0	1	56	85	4.50	1.333
46 Ian Krol, L ERA: 3.1	(7, 1)	1.1		5	0	0	0	1	0	0	1	0	0	0	11	15	0.00	0.000
62 Mauricio Cabrera, R ERA:	(8, 1)	0.2		2	0	0	0	0	0	0	0	0	0	0	6	8	0.00	0.000
55 Casey Kelly, R ERA: 5.49	(9, 1)	1.0		4	1	0	0	0	0	0	0	0	0	0	16	20	0.00	1.000

PITCHER	IP	WLS	BF	H	R	ER	SO	BB	IBB	HBP	BLK	WP	HR	S	P	ERA	WHIP

Cleveland Indians @ Atlanta Braves

Turner Field, Atlanta, GA

Wed Jun 29 2016, 7:12 PM - 10:03 PM EDT

Att. 16,600 - Partly Cloudy - 88 F

livebaseballscorecards.com

BOTTOM

Batter	1	2	3	4	5	6	7	8	9	AB	R	H	RBI	BB	SO	LOB
8 Jace Peterson, L (1, 4) OBP: 0.357, SLG: 0.382	C FF 92 F FF 93 F FF 94 X CH 83 0-2 11 BLK 11 FC5-2 2B		B SI 94 F FF 96 C SI 94 X FF 96 1-2 ② FC6-4 11 WP 1-2f			B CU 80 B SI 95 B FF 94 C FF 94 X FF 96 3-1 2B		C FC 94 B FC 94 F FC 93 F FC 94 B FC 96 B FC 96 B FC 94 4-2 11 1B BB		3	0	2	0	1	0	1
11 Ender Inciarte, L (1, 8) OBP: 0.311, SLG: 0.310	D FF 95 C FF 95 B CH 86 F FF 96 X FF 96 2-2 ① FC5-2 5 WP 2-H		B FF 92 F FF 95 F CH 85 B FF 94 F CH 86 F SI 96 B CH 86 X FF 95 3-2 ③ P5 1-2			X FF 95 0-0 ① F7		B FC 93 B FC 94 C FC 93 X FC 92 2-1 1-2 1B		4	0	1	0	0	0	3
5 Freddie Freeman, L (1, 3) OBP: 0.363, SLG: 0.493	1 SAFE F FF 95 F FF 95 B CH 85 X FF 95 1-2 ② L4 1-2			B SI 94 B SI 93 T FF 94 S FF 96 S CH 87 2-3 ① K		F FF 96 S CH 87 B SI 95 D CH 87 S CH 87 2-3 ② K		F FC 93 B FC 91 C FC 94 B FC 93 F FC 94 B FC 96 S FC 96 3-3 ③ K		4	0	0	0	0	3	4
22 Nick Markakis, L (1, 9) OBP: 0.333, SLG: 0.351	B FF 93 B FF 95 F FF 95 S FF 95 S FF 96 2-3 ③ K			B CU 79 F FF 95 F SL 83 X CH 87 1-2 2B		C FF 95 B SI 94 B FF 95 C CH 85 B FF 95 F CH 86 F FF 95 T FF 95 3-2 ③ K			F FF 94 C KC 83 B KC 84 F FF 94 B KC 84 B KC 84 X FF 94 3-2 13 FC6-4 1B	4	0	2	0	0	2	2
13 Adonis García, R (1, 5) OBP: 0.286, SLG: 0.341		B FF 94 B FF 94 F FF 94 X SI 95 2-1 ① L8		C SI 95 X CH 86 0-1 ② G6-3			B SI 93 B SI 93 C FF 94 F FF 96 X SI 94 2-2 ① G5-3		X FF 94 0-0 ① FC6-4 1 DI 1-2f	4	0	0	0	0	0	2
25 Tyler Flowers, R (1, 2) OBP: 0.327, SLG: 0.371		C FF 94 F FF 94 S FF 96 0-3 ② K		X SI 94 0-0 ③ F9			B CU 80 B FF 95 S FF 95 F SI 96 S CH 86 2-3 ② K		C FF 93 D KC 84 F FF 93 C KC 83 1-3 ② K	4	0	0	0	0	3	2
1 Erick Aybar, S (1, 6) OBP: 0.267, SLG: 0.254		C SI 94 B CH 81 F FF 95 S CH 86 1-3 ③ K			S FF 94 C CU 81 F FF 96 S FF 96 0-3 ① K		B FF 95 C FF 94 S CH 86 X FF 95 1-2 ③ G6-3		B FF 94 C FF 94 C KC 83 D KC 83 B KC 82 B FF 93 4-2 64 FC4-6 1-2 BB	3	0	0	0	1	2	0
64 Emilio Bonifácio, S (1, 7) OBP: 0.286, SLG: 0.211			C FF 95 X CH 85 0-1 ① F8		C CH 86 X CH 87 0-1 ① 60 B5-6-4 1B			C FC 94 X FC 93 0-1 ① G6-3	B FF 93 X FF 93 1-0 ③ FC4-6 1-2f	4	0	1	0	0	0	2
60 Joel De La Cruz, R (1, 1) OBP: 0.500, SLG: 0.500 46 Ian Krol, L (7, 1) 62 Mauricio Cabrera, R (8, 1) 18 Jeff Francoeur, R (8, PH) OBP: 0.295, SLG: 0.380 55 Casey Kelly, R (9, 1)			C FF 95 T FF 96 X FF 96 0-2 8 FC6-4 1B		X FF 94 0-0 ②③ B5-6-4 1-2f			X FC 94 0-0 ② G4-3		2 0 0 0 1 0	0 0 0 0 0 0	1 0 0 0 0 0	0 0 0 0 0 0	0 0 0 0 0 0	0 0 0 0 0 0	1 0 0 0 0 0
Inning Stats	R: 0 E: 0 K: 1 S: 13 H: 1 LOB: 1 BB: 0 P: 18	R: 0 E: 0 K: 2 S: 8 H: 0 LOB: 0 BB: 0 P: 11	R: 0 E: 0 K: 0 S: 13 H: 1 LOB: 1 BB: 0 P: 17	R: 0 E: 0 K: 1 S: 9 H: 1 LOB: 1 BB: 0 P: 12	R: 0 E: 0 K: 1 S: 7 H: 1 LOB: 0 BB: 0 P: 7	R: 0 E: 0 K: 2 S: 11 H: 1 LOB: 1 BB: 0 P: 19	R: 0 E: 0 K: 1 S: 9 H: 0 LOB: 0 BB: 0 P: 14	R: 0 E: 0 K: 1 S: 12 H: 1 LOB: 2 BB: 1 P: 21	R: 0 E: 0 K: 1 S: 11 H: 1 LOB: 2 BB: 1 P: 20	1B: 4 2B: 3 3B: 0 HR: 0 SF: 0 SAC: 0 DP: 1 HBP: 0						WP: 2 PB: 0 SB: 0 CS: 0 PA: 35	

	AB	33
	R	0
	H	7
	RBI	0
	BB	2
	SO	10
	LOB	17

PITCHER		IP	WLS	BF	H	R	ER	SO	BB	IBB	HBP	BLK	WP	HR	S	P	ERA	WHIP
31 Danny Salazar, R ERA: 2.22	(1, 1)	7.0	W	25	5	0	0	8	0	0	0	1	2	0	70	98	0.00	0.714
27 Bryan Shaw, R ERA: 4.8	(8, 1)	1.0	H	5	1	0	0	1	1	0	0	0	0	0	12	21	0.00	2.000
37 Cody Allen, R ERA: 3.21	(9, 1)	1.0	S	5	1	0	0	1	1	0	0	0	0	0	11	20	0.00	2.000

PITCHER	IP	WLS	BF	H	R	ER	SO	BB	IBB	HBP	BLK	WP	HR	S	P	ERA	WHIP

Batter	1	2	3	4	5	6	7	8	9	AB	R	H	RBI	BB	SO	LOB
41 Carlos Santana, S (1, 3) OBP: 0.335, SLG: 0.456	C FF 82 F KN 76 X KN 79 0-2 22 1B 1B		X KN 77 0-0 ① L6		B KN 80 B KN 71 S KN 71 F KN 78 B KN 74 X KN 78 3-2 ② G4-3		F KN 80 B EP 66 S FF 80 F FF 81 X KN 67 1-2 ③ F9			4	0	1	0	0	0	0
22 Jason Kipnis, L (1, 4) OBP: 0.328, SLG: 0.452	B KN 75 B KN 75 X FF 82 2-0 1-2 1B		X FF 81 0-0 HR		B KN 79 C KN 72 C EP 66 B KN 74 B KN 80 B KN 73 4-2 BB			X FF 92 0-0 ① G6-3		3	1	2	1	1	0	0
12 Francisco Lindor, S (1, 6) OBP: 0.362, SLG: 0.462	B KN 78 S KN 76 F KN 78 B KN 80 S KN 78 2-3 ① K		B KN 78 C KN 77 X KN 80 1-1 ② G4-3		1 SAFE X KN 78 0-0 ③ G4-3			C FF 91 S CH 83 S CU 83 0-3 ② K		4	0	0	0	0	2	3
26 Mike Napoli, R (1, 10) OBP: 0.312, SLG: 0.464	B KN 77 X KN 78 1-0 ② F9		B KN 77 S KN 78 F KN 79 X KN 80 1-2 ③ G4-3			C KN 78 B KN 79 S KN 78 B KN 79 B KN 79 F KN 77 X KN 78 3-2 11 1B 2B		C FF 92 B SI 92 S CH 86 F FF 92 F CU 84 F CU 84 X FF 92 1-2 ③ P3		4	1	1	0	0	0	2
11 José Ramírez, S (1, 7) (9, 5) OBP: 0.354, SLG: 0.430	B KN 78 D KN 79 F KN 73 F KN 78 X KN 79 2-2 ③ P5			B KN 75 X KN 74 1-0 20 F9 2B		D KN 78 F KN 78 D KN 79 D KN 69 X KN 80 2-1 72 K 2-H 1B			B FF 98 B FC 90 C FF 97 F FC 92 B FF 93 X FC 92 3-2 ① G3	4	0	2	1	0	0	2
20 Rajai Davis, R (1, 8)		X KN 74 0-0 HR		X FF 82 0-0 ① F9 2-3		B FF 82 X KN 78 1-0 ① F7			C FF 98 X FC 91 0-1 72 3B 2B	4	2	2	1	0	0	2
72 Tyler Naquin, L (1, 9) OBP: 0.390, SLG: 0.602		C FF 83 F KN 79 F KN 77 F KN 81 X KN 70 0-2 ① P5		B KN 77 F KN 79 S KN 79 S KN 80 1-3 ② K		1 SAFE 1 SAFE C KN 81 B FF 81 B KN 80 F KN 78 S FF 85 2-3 ②③ K 1-2			X FC 90 0-0 2-H 3B	4	0	1	1	0	2	2
4 Juan Uribe, R (1, 5) OBP: 0.283, SLG: 0.378 1 Michael Martinez, S (9, 7) OBP: 0.322, SLG: 0.404		C KN 78 B KN 79 F KN 78 X KN 81 1-2 38 G4-6-3 1B		X KN 80 0-0 ③ F9			X KN 78 0-0 ① G5-3		C FF 97 X FF 96 0-1 ② F9	4 0	0 0	1 0	0 0	0 0	0 0	2 0
38 Chris Gimenez, R (1, 2) OBP: 0.257, SLG: 0.309		X KN 78 0-0 ②③ G4-6-3 1-2f			C KN 78 B EP 64 X EP 66 1-1 ① G5-3		C FF 83 F FF 79 B KN 81 F EP 66 F FF 82 S KN 73 1-3 ② K		B FF 96 B FF 96 S FC 92 X FF 97 2-1 ③ G6-3	4	0	0	0	0	1	2
Inning Stats	R: 0 E: 0 K: 1 S: 11 H: 2 LOB: 2 BB: 0 P: 18	R: 1 E: 0 K: 0 S: 10 H: 2 LOB: 0 BB: 0 P: 11	R: 1 E: 0 K: 0 S: 7 H: 1 LOB: 0 BB: 0 P: 9	R: 0 E: 0 K: 1 S: 6 H: 1 LOB: 1 BB: 0 P: 8	R: 0 E: 0 K: 0 S: 8 H: 0 LOB: 1 BB: 1 P: 16	R: 1 E: 0 K: 1 S: 10 H: 2 LOB: 0 BB: 0 P: 18	R: 0 E: 0 K: 1 S: 10 H: 0 LOB: 0 BB: 0 P: 12	R: 0 E: 0 K: 1 S: 10 H: 0 LOB: 0 BB: 0 P: 11	R: 1 E: 0 K: 0 S: 10 H: 2 LOB: 1 BB: 0 P: 15	1B: 4 2B: 3 3B: 1 HR: 2 SF: 0 SAC: 0 DP: 1 HBP: 0						

TOP

Cleveland Indians @ Toronto Blue Jays

Rogers Centre, Toronto, ON

Thu Jun 30 2016, 7:09 PM - 9:41 PM EDT

Att. 41,365 - Clear - 77 F

livebaseballscorecards.com

AB	35
R	4
H	10
RBI	4
BB	1
SO	5
LOB	15

PITCHER		IP	WLS	BF	H	R	ER	SO	BB	IBB	HBP	BLK	WP	HR	S	P	ERA	WHIP
43 R.A. Dickey, R ERA: 4.21	(1, 1)	7.0	L	28	8	3	3	4	1	0	0	0	0	2	62	92	3.86	1.286
27 Brett Cecil, L ERA: 4.76	(8, 1)	1.0		3	0	0	0	1	0	0	0	0	0	0	10	11	0.00	0.000
47 Bo Schultz, R ERA: 9.0	(9, 1)	1.0		5	2	1	1	0	0	0	0	0	0	0	10	15	9.00	2.000

PITCHER	IP	WLS	BF	H	R	ER	SO	BB	IBB	HBP	BLK	WP	HR	S	P	ERA	WHIP

BOTTOM

Cleveland Indians @ Toronto Blue Jays

Rogers Centre, Toronto, ON

Thu Jun 30 2016, 7:09 PM - 9:41 PM EDT

Att. 41,365 - Clear - 77 F

livebaseballscorecards.com

Batter	1	2	3	4	5	6	7	8	9	AB	R	H	RBI	BB	SO	LOB
3 Ezequiel Carrera, L (1, 9) OBP: 0.385, SLG: 0.421	B FF 95 F FF 95 C CU 85 X SI 96 1-2 G5-3			C CU 83 B CH 90 F CH 89 B CU 84 S CH 90 2-3 K		B FF 95 C CH 89 B CU 84 B CH 90 C CH 88 B CH 90 4-2 20 WP BB		D FC 94 B FC 93 F FC 93 F FC 94 D SL 83 B FC 95 4-2 BB		2	0	0	0	2	1	0
29 Devon Travis, R (1, 4) OBP: 0.315, SLG: 0.475	F FF 97 X SI 96 0-1 20 G6-4-3 1B			C SI 95 X SI 94 0-1 L8		1 SAFE F CH 89 F CH 88 S CH 91 0-3 K		B FC 94 B SL 82 C FC 93 F FC 92 S FC 94 2-3 K		4	0	1	0	0	2	3
20 Josh Donaldson, R (1, 5) OBP: 0.399, SLG: 0.577	B FF 95 C FF 91 1 SAFE X CU 86 1-1 G6-4-3 1-2f			X SL 89 0-0 HR		S FF 92 F FF 91 B FF 92 F FF 92 C SL 88 1-3 K 1-2			B FF 95 S FF 95 C FF 96 B KC 87 S FF 94 2-3 K	4	1	1	1	0	2	2
10 Edwin Encarnación, R (1, 10) OBP: 0.358, SLG: 0.535		C SL 90 B FF 92 B CH 91 B SI 96 C CH 90 X FF 92 3-2 G5-3		B CH 91 B CH 91 B CH 90 C CH 90 B CU 86 4-1 BB			B FF 94 F CH 89 B FF 92 B SI 95 F CH 90 S CU 86 3-3 K		C KC 85 F FF 96 X FF 94 0-2 P6	3	0	0	0	1	1	0
21 Michael Saunders, L (1, 7) OBP: 0.364, SLG: 0.551		C FF 96 B CU 85 F CH 91 F SI 95 F FF 91 B SI 93 B SI 96 S CH 91 3-3 K		C FF 94 C FF 94 C FF 96 0-3 K			F FF 95 B FF 94 B CU 84 S CH 89 F FF 94 F CH 91 B CH 90 S CH 91 3-3 K		F FF 95 F KC 86 X KC 86 0-2 G6-3	4	0	0	0	0	3	1
11 Kevin Pillar, R (1, 8) OBP: 0.286, SLG: 0.402		C FF 96 X SL 87 0-1 G1-3			B FF 95 F CH 90 B SL 86 S CH 91 S SI 95 2-3 K		C FF 96 F FF 95 F CU 86 S CH 90 0-3 K			3	0	0	0	0	2	0
14 Justin Smoak, S (1, 3) OBP: 0.338, SLG: 0.395			C CU 83 C FF 94 S FF 92 0-3 K		C FF 95 B CU 85 B CH 90 S CH 89 C FF 96 2-3 K			B SI 95 S FF 94 B SI 94 S SI 93 S CH 91 2-3 K		3	0	0	0	0	3	0
18 Darwin Barney, R (1, 6) OBP: 0.339, SLG: 0.386			S FF 95 C FF 95 F CU 86 B FF 95 F FF 92 F CU 85 S SI 94 1-3 K	C CU 83 X FF 95 0-1 G4-3				F FF 95 B CU 86 C FF 95 F CH 91 F CU 86 X FF 95 1-2 2B		3	0	1	0	0	1	0
22 Josh Thole, L (1, 2) OBP: 0.231, SLG: 0.174 55 Russell Martin, R (8, PH) OBP: 0.306, SLG: 0.325 (9, 2)			B SI 95 B SI 95 C SI 94 F FF 95 S CH 90 2-3 K			B FF 94 X FF 93 1-0 G4-3		C FC 93 C FC 93 F FC 94 B FC 94 S SL 81 1-3 K2-3		2 1	0 0	0 0	0 0	0 0	1 1	0 1
Inning Stats	R: 0 E: 0 K: 0 S: 7 H: 1 LOB: 0 BB: 0 P: 9	R: 0 E: 0 K: 1 S: 10 H: 0 LOB: 0 BB: 0 P: 16	R: 0 E: 0 K: 3 S: 12 H: 0 LOB: 0 BB: 0 P: 15	R: 1 E: 0 K: 2 S: 10 H: 1 LOB: 1 BB: 1 P: 16	R: 0 E: 0 K: 2 S: 8 H: 0 LOB: 0 BB: 0 P: 12	R: 0 E: 0 K: 2 S: 10 H: 0 LOB: 1 BB: 1 P: 16	R: 0 E: 0 K: 3 S: 12 H: 0 LOB: 0 BB: 0 P: 18	R: 0 E: 0 K: 3 S: 17 H: 1 LOB: 2 BB: 1 P: 27	R: 0 E: 0 K: 1 S: 9 H: 0 LOB: 0 BB: 0 P: 11	1B: 1 2B: 1 3B: 0 HR: 1 SF: 0 SAC: 0 DP: 1 HBP: 0						WP: 1 PB: 0 SB: 0 CS: 0 PA: 32	

AB	29
R	1
H	3
RBI	1
BB	3
SO	17
LOB	7

PITCHER		IP	WLS	BF	H	R	ER	SO	BB	IBB	HBP	BLK	WP	HR	S	P	ERA	WHIP
59 Carlos Carrasco, R ERA: 2.56	(1, 1)	7.1	W	26	3	1	1	14	2	0	0	0	1	1	77	113	1.23	0.682
27 Bryan Shaw, R ERA: 4.7	(8, 1)	0.2	H	3	0	0	0	2	1	0	0	0	0	0	9	16	0.00	1.500
37 Cody Allen, R ERA: 3.12	(9, 1)	1.0	S	3	0	0	0	1	0	0	0	0	0	0	9	11	0.00	0.000

PITCHER	IP	WLS	BF	H	R	ER	SO	BB	IBB	HBP	BLK	WP	HR	S	P	ERA	WHIP

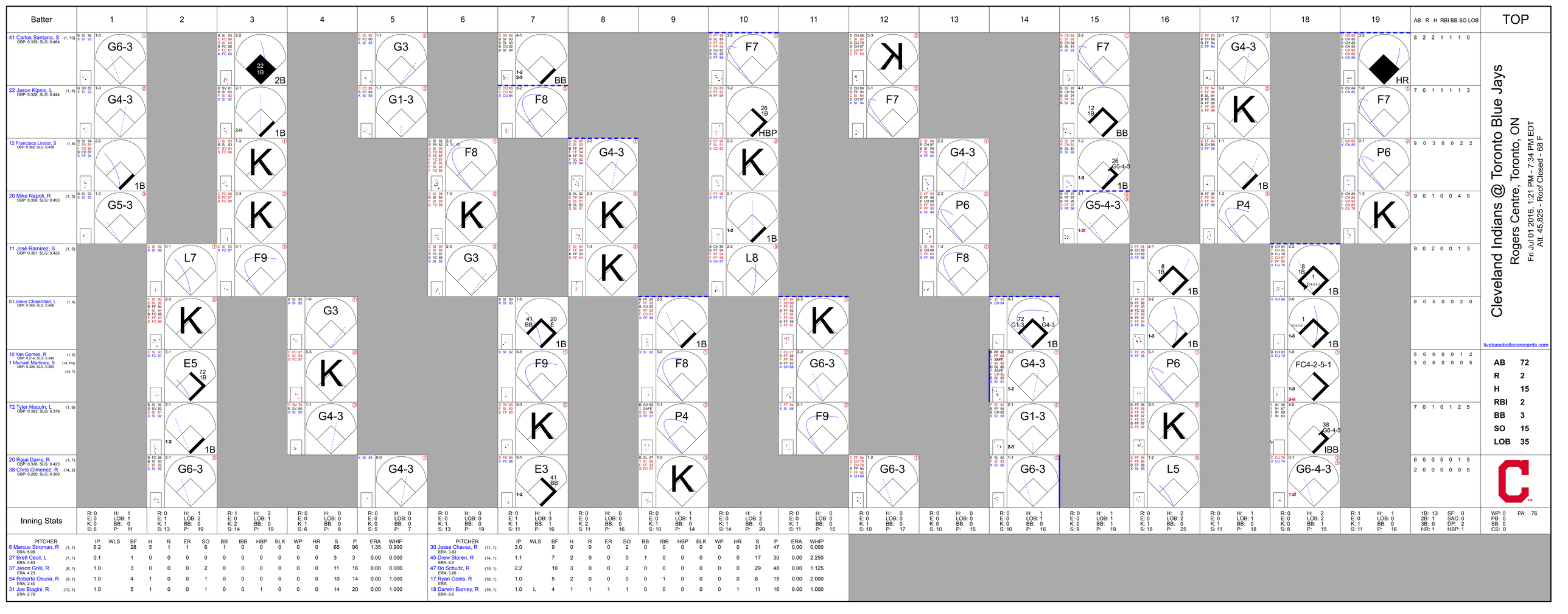

PITCHER		IP	WLS	BF	H	R	ER	SO	BB	IBB	HBP	BLK	WP	HR	S	P	ERA	WHIP
6 Marcus Stroman, R ERA: 5.08	(1, 1)	6.2		28	5	1	1	6	1	0	0	0	0	0	65	96	1.35	0.900
27 Brett Cecil, L ERA: 4.63	(7, 1)	0.1		1	0	0	0	0	0	0	0	0	0	0	3	3	0.00	0.000
37 Jason Grilli, R ERA: 4.23	(8, 1)	1.0		3	0	0	0	2	0	0	0	0	0	0	11	16	0.00	0.000
54 Roberto Osuna, R ERA: 2.45	(9, 1)	1.0		4	1	0	0	1	0	0	0	0	0	0	10	14	0.00	1.000
31 Joe Biagini, R ERA: 2.76	(10, 1)	1.0		5	1	0	0	1	0	0	1	0	0	0	14	20	0.00	1.000

PITCHER		IP	WLS	BF	H	R	ER	SO	BB	IBB	HBP	BLK	WP	HR	S	P	ERA	WHIP
30 Jesse Chavez, R ERA: 3.62	(11, 1)	3.0		9	0	0	0	2	0	0	0	0	0	0	31	47	0.00	0.000
45 Drew Storen, R ERA: 6.0	(14, 1)	1.1		7	2	0	0	0	1	0	0	0	0	0	17	30	0.00	2.250
47 Bo Schultz, R ERA: 3.86	(15, 1)	2.2		10	3	0	0	2	0	0	0	0	0	0	29	48	0.00	1.125
17 Ryan Goins, R ERA:	(18, 1)	1.0		5	2	0	0	0	0	1	0	0	0	0	8	15	0.00	2.000
18 Darwin Barney, R ERA: 9.0	(19, 1)	1.0	L	4	1	1	1	1	0	0	0	0	0	1	11	16	9.00	1.000

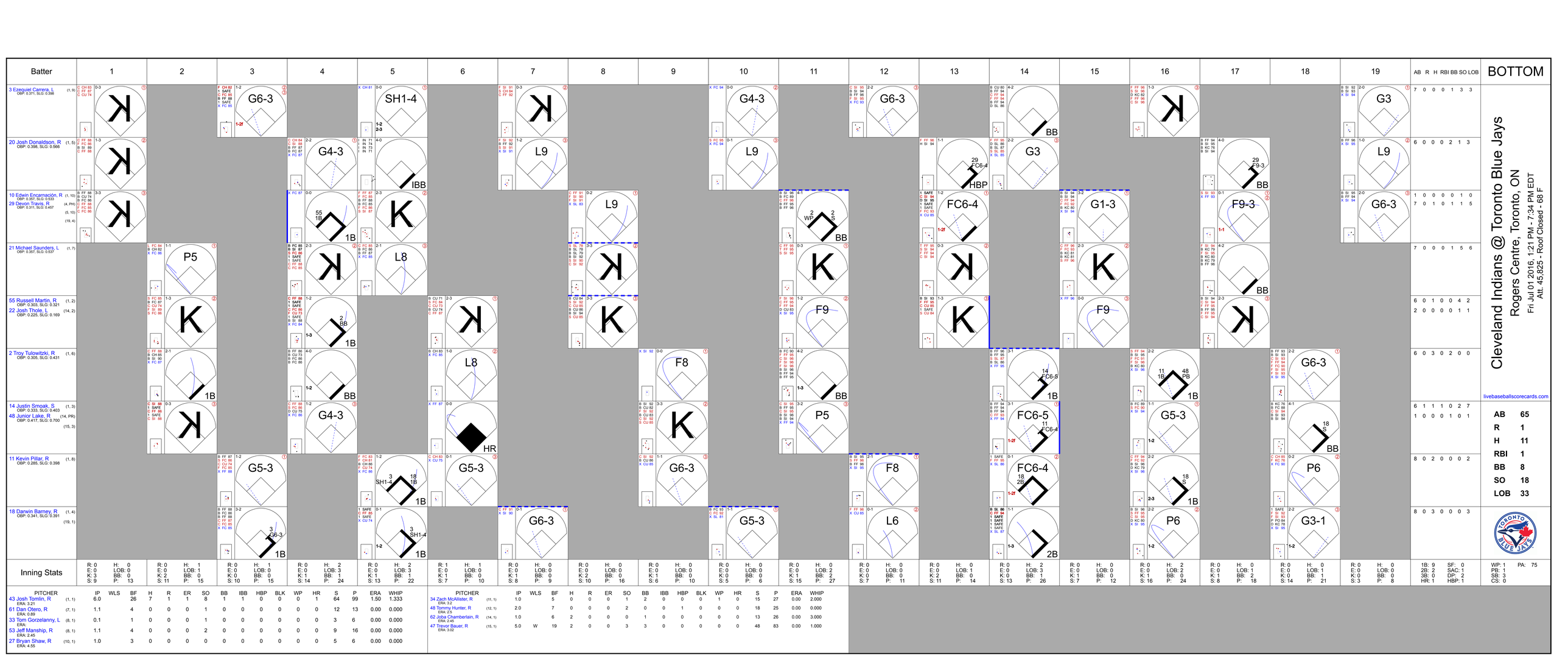
Batter
1
2
3
4
5
6
7
8
9
10
11
12
13
14
15
16
17
18
19
AB R H RBI BB SO LOB
BOTTOM
3 Ezequiel Carrera, L (1, 9)
OBP: 0.371, SLG: 0.398
20 Josh Donaldson, R (1, 5)
OBP: 0.398, SLG: 0.566
10 Edwin Encarnación, R (1, 10)
OBP: 0.357, SLG: 0.533
29 Devon Travis, R (4, PH) (5, 10) (19, 4)
OBP: 0.311, SLG: 0.457
21 Michael Saunders, L (1, 7)
OBP: 0.357, SLG: 0.537
55 Russell Martin, R (1, 2)
OBP: 0.303, SLG: 0.321
22 Josh Thole, L (14, 2)
OBP: 0.225, SLG: 0.169
2 Troy Tulowitzki, R (1, 6)
OBP: 0.305, SLG: 0.431
14 Justin Smoak, S (1, 3)
OBP: 0.333, SLG: 0.403
48 Junior Lake, R (14, PR) (15, 3)
OBP: 0.417, SLG: 0.700
11 Kevin Pillar, R (1, 8)
OBP: 0.285, SLG: 0.398
18 Darwin Barney, R (1, 4) (19, 1)
OBP: 0.341, SLG: 0.391
Inning Stats
Cleveland Indians @ Toronto Blue Jays
Rogers Centre, Toronto, ON
Fri Jul 01 2016, 1:21 PM - 7:34 PM EDT
Att. 45,825 - Roof Closed - 68 F
livebaseballscorecards.com
AB 65
R 1
H 11
RBI 1
BB 8
SO 18
LOB 33
PITCHER IP WLS BF H R ER SO BB IBB HBP BLK WP HR S P ERA WHIP
43 Josh Tomlin, R (1, 1) ERA: 3.21 6.0 26 7 1 1 8 1 1 0 0 0 0 0 64 99 1.50 1.333
61 Dan Otero, R (7, 1) ERA: 0.60 1.1 4 0 0 0 1 0 0 0 0 0 0 0 12 13 0.00 0.000
33 Tom Gorzelanny, L (8, 1) ERA 1.1 0.1 1 0 0 0 1 0 0 0 0 0 0 0 3 6 0.00 0.000
53 Jeff Manship, R (8, 1) ERA: 2.45 1.1 4 0 0 0 2 0 0 0 0 0 0 0 9 16 0.00 0.000
27 Bryan Shaw, R (10, 1) ERA: 4.55 1.0 3 0 0 0 0 0 0 0 0 0 0 0 5 6 0.00 0.000
PITCHER IP WLS BF H R ER SO BB IBB HBP BLK WP HR S P ERA WHIP
34 Zach McAllister, R (11, 1) ERA: 3.2 1.0 5 0 0 0 1 2 0 0 0 0 0 0 15 27 0.00 2.000
48 Tommy Hunter, R (12, 1) ERA: 2.5 2.0 7 0 0 0 2 0 0 0 1 0 0 0 18 25 0.00 0.000
62 Joba Chamberlain, R (14, 1) ERA: 2.45 1.0 6 2 0 0 0 1 0 0 0 0 0 0 13 26 0.00 3.000
47 Trevor Bauer, R (15, 1) ERA: 3.02 5.0 W 19 2 0 0 3 3 0 0 0 0 0 0 48 83 0.00 1.000
1B: 9 SF: 0
2B: 2 SAC: 1
3B: 0 DP: 2
HR: 1 HBP: 1
PA: 75
WP: 1
PB: 1
SB: 3
CS: 0

Batter	1	2	3	4	5	6	7	8	9	AB	R	H	RBI	BB	SO	LOB
20 Rajai Davis, R (1, 7) OBP: 0.335, SLG: 0.454	C FF 84 B CH 81 S CU 73 B CH 74 B FF 87 X FF 86 3-2 HR		B FC 86 C FC 84 S CH 75 F CU 75 B CH 76 B CH 77 F CH 76 X FF 88 1-H 3-2 3B		B CU 73 F CH 75 B FF 88 S CH 76 X CH 75 2-2 ③ G6-3		X SL 85 0-0 11 1B 2B		X SI 95 0-0 22 S 1B	5	2	4	2	0	0	0
22 Jason Kipnis, L (1, 4) OBP: 0.324, SLG: 0.437	B FF 84 B CH 75 B FF 85 C FF 84 F FC 85 S CH 74 3-3 ① K		F CH 76 B FF 86 F FC 86 S FF 88 1-3 ② K			C FF 92 C CU 78 B CH 84 B FF 94 S CU 80 2-3 K 41 BB 11 1B 4 HBP	B FF 91 X FF 92 1-0 ② L8		C SI 94 B CH 82 X SI 95 1-1 ② P6 1-2	5	1	0	0	0	3	3
11 José Ramírez, S (1, 6) (6, 5) OBP: 0.352, SLG: 0.424	C FF 86 B FF 83 F FF 85 F CH 73 B CU 74 B CH 75 T FF 86 3-2 ② K		B FC 86 B FF 87 B CH 76 C FF 86 F FC 86 X FF 88 3-2 ③ F9			B FF 95 F FF 94 B FF 94 F FF 94 1 SAFE X FF 94 2-2 4 HBP 41 BB 1-2 1B	C SL 83 F FF 94 B FF 93 F SL 83 F FF 93 B FF 95 F FF 94 F SL 86 3-2 X FF 83 26 2B 2-H 1B		S FF 93 F FF 96 D FC 86 F FF 94 D CH 82 B FC 89 F FF 96 F FC 90 X SI 97 3-2 ③ G1-3	5	1	2	1	0	1	2
26 Mike Napoli, R (1, 10) OBP: 0.305, SLG: 0.453	C CH 82 B CU 74 B CH 75 C FF 85 F CH 74 S FF 88 2-3 ③ K			F FC 83 F FF 85 S CH 73 0-3 ① K		C FF 95 F FF 95 D CU 81 S SL 90 1-3 ① K	1 SAFE 1 SAFE X SL 87 0-0 1-H 2B			4	0	1	1	0	3	2
41 Carlos Santana, S (1, 3) OBP: 0.340, SLG: 0.477		B FF 85 C FF 84 B CU 73 X FF 84 2-1 4 G4-6-3 1B		C CH 83 F FF 85 B FF 87 X FF 87 1-2 HR		B FF 95 B SL 89 B FF 94 C FF 94 C SL 89 F SL 89 B FF 96 4-2 4 HBP 1-2 2-3 BB	D FF 93 C SL 82 B FF 92 F FF 92 X SL 84 2-2 ③ P5			3	1	2	1	1	0	1
8 Lonnie Chisenhall, L (1, 9) OBP: 0.358, SLG: 0.476		L FF 84 F CH 74 B FF 84 S FF 85 1-3 ① K		B FF 86 X CH 74 1-0 ② L3		F FF 96 F FF 95 S CU 83 0-3 ② K		F FF 91 B CH 84 F FF 92 S FF 92 1-3 ① K		4	0	0	0	0	3	4
4 Juan Uribe, R (1, 5) OBP: 0.284, SLG: 0.374 12 Francisco Lindor, S (6, 6) OBP: 0.360, SLG: 0.456		B CH 82 F CH 75 X CU 73 1-1 ②③ G4-6-3 1-2f		F CH 83 B CH 74 B CH 75 B FC 87 F FC 87 X CH 77 3-2 ③ G5-3		C FF 95 B CU 81 F FF 95 B SL 90 F SL 90 D CU 83 F FF 96 H FF 95 4-2 1-2 2-3 3-H HBP		C FF 92 C FF 92 F FF 93 X SL 82 0-2 ② G1-3		2 1	0 0	0 0	1 0	0 0	0 0	1 0
72 Tyler Naquin, L (1, 8) OBP: 0.379, SLG: 0.568			B CH 71 B FF 84 F FF 84 X CH 74 2-1 20 3B 1B		B FF 86 C FF 87 B CU 74 T CH 75 X CH 75 2-2 ① P1	B SI 90 C SI 90 F SI 91 X SL 75 1-2 ③ G4-3		C SL 81 B SL 81 S FF 93 F SL 83 S FF 93 1-3 ③ K		4	1	1	0	0	1	3
38 Chris Gimenez, R (1, 2) OBP: 0.238, SLG: 0.284			B FF 86 F FC 84 F FC 84 B CH 75 S FF 88 2-3 ① K		B FC 84 S CH 76 B FC 86 F FF 86 B CH 76 F CH 76 F FF 88 X FF 89 3-2 ② F8		B FF 91 X FF 93 1-0 ① L7		X FF 94 0-0 ① P5	4	0	0	0	0	1	1
Inning Stats	R: 1 E: 0 K: 3 S: 14 H: 1 LOB: 0 BB: 0 P: 25	R: 0 E: 0 K: 1 S: 7 H: 1 LOB: 0 BB: 0 P: 11	R: 1 E: 0 K: 2 S: 16 H: 2 LOB: 0 BB: 0 P: 27	R: 1 E: 0 K: 1 S: 10 H: 1 LOB: 0 BB: 0 P: 15	R: 0 E: 0 K: 0 S: 11 H: 0 LOB: 0 BB: 0 P: 18	R: 1 E: 0 K: 3 S: 22 H: 1 LOB: 3 BB: 1 P: 36	R: 2 E: 0 K: 0 S: 14 H: 3 LOB: 1 BB: 0 P: 21	R: 0 E: 0 K: 2 S: 11 H: 0 LOB: 0 BB: 0 P: 13	R: 0 E: 0 K: 0 S: 10 H: 1 LOB: 1 BB: 0 P: 14	1B: 5 2B: 2 3B: 1 HR: 2	SF: 0 SAC: 0 DP: 1 HBP: 1					WP: 1 PB: 0 SB: 1 CS: 0	PA: 39

PITCHER		IP	WLS	BF	H	R	ER	SO	BB	IBB	HBP	BLK	WP	HR	S	P	ERA	WHIP
25 Marco Estrada, R ERA: 2.93	(1, 1)	5.0		19	5	3	3	7	0	0	0	0	0	2	58	96	5.40	1.000
31 Joe Biagini, R ERA: 3.0	(6, 1)	0.2	H	6	1	1	1	3	1	0	1	0	1	0	19	32	13.50	3.000
62 Aaron Loup, L ERA: 8.31	(6, 1)	0.1	H	1	0	0	0	0	0	0	0	0	0	0	3	4	0.00	0.000
36 Drew Hutchison, R ERA: 5.4	(7, 1)	1.0	B	6	3	2	2	0	0	0	0	0	0	0	14	21	18.00	3.000
37 Jason Grilli, R ERA: 4.08	(8, 1)	1.0	W	3	0	0	0	2	0	0	0	0	0	0	11	13	0.00	0.000

PITCHER		IP	WLS	BF	H	R	ER	SO	BB	IBB	HBP	BLK	WP	HR	S	P	ERA	WHIP
54 Roberto Osuna, R ERA: 2.39	(9, 1)	1.0	S	4	1	0	0	0	0	0	0	0	0	0	10	14	0.00	1.000

TOP

Cleveland Indians @ Toronto Blue Jays

Rogers Centre, Toronto, ON

Sat Jul 02 2016, 1:10 PM - 4:28 PM EDT

Att. 46,197 - Partly Cloudy - 76 F

livebaseballscorecards.com

AB	37
R	6
H	10
RBI	6
BB	1
SO	12
LOB	17

BOTTOM

Cleveland Indians @ Toronto Blue Jays

Rogers Centre, Toronto, ON

Sat Jul 02 2016, 1:10 PM - 4:28 PM EDT

Att. 46,197 - Partly Cloudy - 76 F

livebaseballscorecards.com

Batter	1	2	3	4	5	6	7	8	9	AB	R	H	RBI	BB	SO	LOB
3 Ezequiel Carrera, L (1, 9) OBP: 0.378, SLG: 0.397	H SI 93 1-0 10 HR 29 S HBP	C SI 90 X SI 89 0-1 ② F7		X FF 91 0-0 1-2 1B		B CU 78 F FF 88 C FF 88 B FF 89 X FF 89 2-2 ①② G4-6-3 1-2f		B CU 76 B SI 90 B FF 88 B FF 88 4-0 20 1B 29 1B BB		3	2	1	0	1	0	2
29 Devon Travis, R (1, 4) OBP: 0.307, SLG: 0.447	D SI 94 C SI 93 B CH 86 B FF 92 C SI 93 T FF 93 3-2 ① K 1-2	S CU 82 S CU 83 B CU 83 X SI 90 1-2 ③ G5-3		C CH 82 D CU 73 F CH 82 S FF 89 1-3 ② K		B SI 89 C SI 90 X SI 89 1-1 ③ F8		X SI 93 0-0 10 S 20 1B 21 2B 1-2 1B		5	1	1	0	0	2	4
20 Josh Donaldson, R (1, 10) OBP: 0.401, SLG: 0.575	F SI 92 S FF 92 F FF 93 D CU 81 D CU 82 B SI 95 B FF 95 4-2 10 HR BB	B FF 89 B FF 88 B CH 80 C FF 88 X FF 88 3-1 ① P5	C FF 90 C FF 90 D CU 76 B FF 90 C FF 90 2-3 ③ K				X SI 90 0-0 HR	X SI 92 0-0 10 S 21 2B 1-2 2-H 1B		4	3	2	2	1	1	2
10 Edwin Encarnación, R (1, 3) OBP: 0.358, SLG: 0.541 14 Justin Smoak, S (9, 3) OBP: 0.333, SLG: 0.403	B FF 94 C SI 94 X FF 95 1-1 1-H 2-H HR	C CH 81 B CU 73 B FF 90 X FF 89 2-1 55 F8 21 1B 1B			B CH 80 C FF 87 B CU 71 X CH 79 2-1 ① G3-1		C SI 89 X CH 82 0-1 ① P4	B SI 92 C FF 94 S SI 93 D CU 83 C FC 92 2-3 ② K 1-2 2-3		5 0	1 0	2 0	3 0	0 0	1 0	2 0
21 Michael Saunders, L (1, 7) OBP: 0.365, SLG: 0.544	B FF 93 B CH 86 D CH 88 C FF 92 F SI 94 B FF 93 4-2 BB	C FF 89 B FF 91 D CH 82 D FF 89 X FF 90 3-1 1-2 1B			B CH 79 F CU 72 C FF 89 B CU 72 F FF 90 S FF 89 2-3 ② K		C SI 90 B CH 83 X SI 90 1-1 2 E 1B	B SI 94 S FC 90 X FF 95 1-1 2-H 3-H 2B		4	0	3	2	1	1	0
55 Russell Martin, R (1, 2) OBP: 0.301, SLG: 0.318	C FC 88 F FF 90 C FC 88 0-3 ② K	S CH 82 D FF 90 B CH 81 B FF 89 X FF 89 3-1 ② F8 2-3			C CH 81 X CH 82 0-1 2 HR 1B		S SL 82 C CH 82 B FF 91 B SI 89 S SI 89 2-3 ② K	B FC 92 F SI 92 B FC 90 B FF 93 X SI 95 3-1 ③ G5-3		5	1	1	0	0	2	5
2 Troy Tulowitzki, R (1, 6) OBP: 0.305, SLG: 0.442	B SL 80 C FC 86 F SI 91 B FF 93 X FF 94 2-2 ③ F8	D FF 89 C CH 81 C CU 71 X CH 83 1-2 ③ F8			B FF 90 F FF 90 B FF 90 D FF 89 X CH 82 3-1 1-H HR		X SI 89 0-0 E5 1-2			4	1	1	2	0	0	4
11 Kevin Pillar, R (1, 8) OBP: 0.285, SLG: 0.394		B SI 90 B SI 91 C SI 90 B CU 82 B SI 91 4-1 BB	F FF 89 C FF 90 B CU 71 X CH 80 1-2 ① F8	B CH 80 B FF 89 C FF 87 C FF 90 F FF 90 B FF 92 S CH 82 3-3 ③ K			C CH 82 B FF 91 F CU 81 B FF 91 F CH 83 X SI 90 2-2 ③ G1-3			3	0	0	0	1	1	2
18 Darwin Barney, R (1, 5) OBP: 0.345, SLG: 0.390		1 SAFE B SI 89 F SI 89 B SI 90 F SI 90 S CU 83 2-3 ① K	S CH 80 B FF 90 B FF 90 B CH 83 X FF 90 3-1 3 1B 1B			B FF 87 B CH 78 B FF 87 B FF 88 4-0 3 G4-6-3 BB		B FF 88 C CU 81 F SI 89 C CH 81 1-3 ① K		3	0	1	0	1	2	1
Inning Stats	R: 3 E: 0 K: 2 S: 16 H: 1 LOB: 1 BB: 2 P: 31	R: 0 E: 0 K: 1 S: 9 H: 0 LOB: 1 BB: 1 P: 16	R: 0 E: 0 K: 0 S: 11 H: 2 LOB: 2 BB: 0 P: 23	R: 0 E: 0 K: 2 S: 12 H: 2 LOB: 2 BB: 0 P: 19	R: 2 E: 0 K: 2 S: 14 H: 2 LOB: 0 BB: 0 P: 24	R: 0 E: 0 K: 0 S: 5 H: 0 LOB: 0 BB: 1 P: 12	R: 1 E: 1 K: 1 S: 13 H: 2 LOB: 2 BB: 0 P: 18	R: 3 E: 0 K: 2 S: 12 H: 3 LOB: 1 BB: 1 P: 23		1B: 8 2B: 1 3B: 0 HR: 3 SF: 0 SAC: 0 DP: 1 HBP: 1				WP: 0 PB: 0 SB: 3 CS: 0 PA: 42		

	AB	36
	R	9
	H	12
	RBI	9
	BB	5
	SO	10
	LOB	22

PITCHER		IP	WLS	BF	H	R	ER	SO	BB	IBB	HBP	BLK	WP	HR	S	P	ERA	WHIP
34 Zach McAllister, R ERA: 4.1	(1, 1)	1.0		7	1	3	3	2	2	0	1	0	0	1	16	31	27.00	3.000
53 Jeff Manship, R ERA: 2.35	(2, 1)	1.0		4	0	0	0	1	1	0	0	0	0	0	9	16	0.00	1.000
50 Shawn Morimando, L ERA: 4.91	(3, 1)	3.2		17	6	2	2	4	1	0	0	0	0	1	40	75	4.91	1.909
61 Dan Otero, R ERA: 1.41	(6, 1)	1.2	L	9	2	2	2	2	1	0	0	0	0	1	18	29	10.80	1.800
48 Tommy Hunter, R ERA: 3.38	(8, 1)	0.2		5	3	2	2	1	0	0	0	0	0	0	9	15	27.00	4.500

PITCHER	IP	WLS	BF	H	R	ER	SO	BB	IBB	HBP	BLK	WP	HR	S	P	ERA	WHIP

Batter	1	2	3	4	5	6	7	8	9	AB	R	H	RBI	BB	SO	LOB
20 Rajai Davis, R (1, 7) OBP: 0.330, SLG: 0.447	C FF 90 X CU 78 0-1 ① G6-3		C SL 84 S FF 90 B SI 90 F SL 85 S FF 93 1-3 ③ K			F SL 84 S FF 89 B CU 78 B CH 82 X SL 84 2-2 ② F9		C SL 80 X SI 91 0-1 ② G6-3		4	0	0	0	0	1	0
22 Jason Kipnis, L (1, 4) OBP: 0.324, SLG: 0.439 38 Chris Gimenez, R (6, 5) OBP: 0.235, SLG: 0.280 (7, 1)	B FF 91 B SI 90 C FF 91 B FF 92 F FF 92 X FF 92 3-2 2B			C FF 90 B SL 85 X FF 89 1-1 ① G3		C SL 84 X CU 77 0-1 ③ P6		B SI 92 C SI 91 S SL 81 C SL 82 1-3 ③ K		3 1	0 0	1 0	0 0	0 0	0 1	0 0
12 Francisco Lindor, S (1, 6) OBP: 0.356, SLG: 0.450	C FF 89 B SL 83 B FF 91 B FF 90 F SI 90 C FF 92 3-3 ② K			B SL 85 B FF 89 B FF 91 C FF 90 S FF 91 S FF 92 3-3 ② K			C FF 90 B SL 84 X FF 89 1-1 ① G6-3		C SI 90 C SI 91 B SI 92 S CH 80 1-3 ① K	4	0	0	0	0	3	1
26 Mike Napoli, R (1, 10) OBP: 0.302, SLG: 0.449 72 Tyler Naquin, L (7, 9) OBP: 0.377, SLG: 0.564	D FF 91 B FF 92 X FF 91 2-0 ③ F7			B FF 91 F SL 85 S FF 92 B FF 92 S SL 86 2-3 ③ K			F FF 91 S FF 92 S FF 91 0-3 ② K		B SI 91 F SI 91 B SI 92 C SI 91 F SI 91 F SL 75 X SL 76 2-2 ② F9	3 1	0 0	0 0	0 0	0 0	2 0	1 0
41 Carlos Santana, S (1, 3) OBP: 0.342, SLG: 0.480		B FF 89 X FF 88 1-0 ① G6-3			B FF 89 C FF 90 X FF 90 1-1 11 F9 2B		C FF 91 B CU 78 B SL 85 X FF 90 2-1 11 1B 10 1B 1B		B SI 91 B SI 90 F SI 91 C SI 91 S CH 80 2-3 ③ K	4	1	2	0	0	1	0
11 José Ramírez, S (1, 5) OBP: 0.352, SLG: 0.423 (6, 4)		B FF 90 C FF 89 C SL 84 S FF 91 1-3 ② K			B SL 85 X FF 91 1-0 ① F9 2-3		B FF 91 C FF 92 B CU 77 X FF 92 2-1 10 1B 1-3 1B			3	0	1	0	0	1	1
10 Yan Gomes, R (1, 2) OBP: 0.216, SLG: 0.345		X SI 90 0-0 ③ G6-3			B FF 92 C SL 84 B FF 91 C FF 93 F FF 93 S FF 92 2-3 ② K		F FF 92 B FF 91 B FF 92 B FF 93 X FF 92 3-1 1-3 3-H 1B			3	0	1	1	0	1	1
35 Abraham Almonte, S (1, 8)			C FF 90 C SL 85 B FF 90 C FF 92 1-3 ① K		F FF 93 B FF 92 F SL 85 B SL 85 F FF 92 B CU 78 X FF 94 3-2 ③ G5-3		F FF 91 S SL 84 C FF 92 0-3 ③ K			3	0	0	0	0	2	3
8 Lonnie Chisenhall, L (1, 9) OBP: 0.353, SLG: 0.468 (7, 5)			C FF 90 C FF 91 T CU 80 0-2 ② K			C FF 89 B SL 83 S SI 89 S SL 85 1-3 ① K		B SI 90 X CH 83 1-0 ① F9		3	0	0	0	0	2	0
Inning Stats	R: 0 E: 0 K: 1 S: 9 H: 1 LOB: 1 BB: 0 P: 17	R: 0 E: 0 K: 1 S: 5 H: 0 LOB: 0 BB: 0 P: 7	R: 0 E: 0 K: 3 S: 10 H: 0 LOB: 0 BB: 0 P: 12	R: 0 E: 0 K: 2 S: 8 H: 0 LOB: 0 BB: 0 P: 14	R: 0 E: 0 K: 1 S: 11 H: 1 LOB: 1 BB: 0 P: 18	R: 0 E: 0 K: 1 S: 8 H: 0 LOB: 0 BB: 0 P: 11	R: 1 E: 0 K: 2 S: 14 H: 3 LOB: 2 BB: 0 P: 22	R: 0 E: 0 K: 1 S: 6 H: 0 LOB: 0 BB: 0 P: 8	R: 0 E: 0 K: 2 S: 11 H: 0 LOB: 0 BB: 0 P: 16	1B: 3 2B: 2 3B: 0 HR: 0 SF: 0 SAC: 0 DP: 0 HBP: 0						

TOP

Cleveland Indians @ Toronto Blue Jays

Rogers Centre, Toronto, ON

Sun Jul 03 2016, 1:08 PM - 4:18 PM EDT

Att. 45,962 - Sunny - 68 F

livebaseballscorecards.com

AB	32
R	1
H	5
RBI	1
BB	0
SO	14
LOB	7

WP: 0 PB: 0 SB: 0 CS: 0 PA: 32

PITCHER		IP	WLS	BF	H	R	ER	SO	BB	IBB	HBP	BLK	WP	HR	S	P	ERA	WHIP
33 J.A. Happ, L ERA: 3.54	(1, 1)	7.0	W	26	5	1	1	11	0	0	0	0	0	0	65	101	1.29	0.714
45 Drew Storen, R ERA: 5.81	(8, 1)	1.0		3	0	0	0	1	0	0	0	0	0	0	6	8	0.00	0.000
62 Aaron Loup, L ERA: 6.75	(9, 1)	1.0		3	0	0	0	2	0	0	0	0	0	0	11	16	0.00	0.000

PITCHER	IP	WLS	BF	H	R	ER	SO	BB	IBB	HBP	BLK	WP	HR	S	P	ERA	WHIP

BOTTOM

Cleveland Indians @ Toronto Blue Jays

Rogers Centre, Toronto, ON

Sun Jul 03 2016, 1:08 PM - 4:18 PM EDT

Att. 45,962 - Sunny - 68 F

livebaseballscorecards.com

Batter	1	2	3	4	5	6	7	8	9	AB	R	H	RBI	BB	SO	LOB
3 Ezequiel Carrera, L (1, 8) OBP: 0.385, SLG: 0.396	F SI 90 X FF 92 0-1 F9 ① B CH 84 B SI 91 F FF 92 X SI 92 2-1 SH1-4 ① 1-2 2-3			B FF 91 B CH 84 B FF 91 C SI 89 B SI 90 4-1 20 1B 10 SF6 BB	B FF 92 C CU 78 F FF 93 B SI 94 B CU 81 F SL 84 F SL 86 D FF 93 4-2 20 BB ② 1-2	B SI 92 C SI 90 C SL 80 X SI 91 1-2 20 1B 10 2B 1B 1-3 2-H	C CU 70 C CH 82 B CU 71 X CU 68 1-2 P5 ③		3	2	1	1	2	0	0
20 Josh Donaldson, R (1, 5) OBP: 0.410, SLG: 0.583	C SI 92 B SL 88 C FF 93 X CU 84 1-2 21 2B 55 HR 1B	I IN 76 I IN 77 I IN 75 I IN 76 4-0 IBB		X SL 88 0-0 21 2B 2 SF9 1B 1-3	C FF 94 1 SAFE B SI 93 B SI 92 B FF 94 B SL 87 4-1 1-2 BB	F SI 91 B SI 92 X CH 86 1-1 10 2B 21 1B 1B 1-2 3-H		X CU 68 0-0 10 2B 2B		4	4	4	1	2	0	0
10 Edwin Encarnación, R (1, 10) OBP: 0.357, SLG: 0.545	C SI 93 B SL 88 1 SAFE B SL 89 D SI 90 F SL 90 1 SAFE X SI 94 3-2 F7 ② C SL 89 S CU 84 S CU 82 0-3 K ②			B FF 92 C CU 84 B CU 83 B SL 89 X SI 93 3-1 SF6 ① 3-H	B FF 93 X SL 86 1-0 F8 ③	C SI 93 X CU 83 0-1 21 1B 55 1B 2B 1-3 2-H		D CU 67 F CU 69 F CU 67 X CU 66 1-2 21 F8 55 1B 2B 2-H		5	2	2	3	0	1	6
21 Michael Saunders, L (1, 7) OBP: 0.370, SLG: 0.552	F SL 87 B SI 92 X FF 92 1-1 55 HR 2B 1-3 S SL 89 S SL 88 B SL 88 S CU 84 1-3 K ③			S CH 84 X SL 88 0-1 2 SF9 2B 1-3		55 BB 2 HR BB X SI 93 0-0 55 1B 1B 2-3 3-H		D CU 66 B CU 68 S CU 67 F CH 80 X CH 80 2-2 F8 ① 2-3		5	2	3	1	1	1	4
55 Russell Martin, R (1, 2) OBP: 0.313, SLG: 0.339 22 Josh Thole, L (9, 2) OBP: 0.225, SLG: 0.169	D SL 89 C SI 94 B FF 94 X SL 90 2-1 2-H 3-H HR		C SI 92 B SI 92 C CU 81 B CU 82 X SI 91 2-2 G6-3 ①	B SL 86 D SL 85 I IN 60 I IN 64 4-0 IBB		C SI 91 B SI 92 B SL 79 X SI 91 B CH 86 4-2 2 HR BB 1-2 D CU 82 X SI 93 1-0 1B 1-2 3-H		C CU 67 B CU 66 B CU 80 D CU 66 S CU 69 X CU 68 3-2 14 HR 1B 3-H		4 0	3 0	3 0	5 0	2 0	0 0	0 0
2 Troy Tulowitzki, R (1, 6) OBP: 0.309, SLG: 0.459	X SI 93 0-0 1B		F CH 85 B FF 91 C CU 83 F SI 93 F CU 83 X SI 92 1-2 48 BB 1B	B FF 94 B SL 86 F FF 94 F FF 94 F SL 86 X CU 81 2-2 SF9 ② 2-3 3-H		C SI 84 B SI 91 B SI 90 O CH 85 O CH 85 X SI 91 3-2 1-H 2-H HR B SI 94 2-2 P3 ② S FF 93 C CU 84 B SI 94 X SI 94		C CU 80 F CH 82 X CU 70 0-2 P4 ②		5	1	3	4	0	0	3
14 Justin Smoak, S (1, 3) OBP: 0.329, SLG: 0.411	B SL 88 B SI 92 B SI 93 C FF 91 F SL 90 C SI 92 3-3 K ③		B CH 83 B SI 91 B SL 87 X SI 92 3-0 P5 ② F FF 94 X CU 81 0-1 F7 ③			X SI 92 0-0 G6-3 ③ B SI 93 C FF 94 C SI 93 B CU 85 1-3 K ③		B CU 65 F CU 68 X CU 65 1-1 1-H HR		6	1	1	2	0	2	6
48 Junior Lake, R (1, 9) OBP: 0.389, SLG: 0.500		B FF 91 C SI 92 F CU 82 F SI 93 X SI 92 1-2 E5 3 SH1-4 18 BB	S SL 88 S SL 86 B SI 92 F CU 82 D SL 89 B CU 83 B SI 92 4-2 1-2 BB		B FF 94 B SL 86 C FF 94 F FF 93 X FF 93 2-2 L4 ①	B CH 85 B SI 90 B SI 92 C SI 91 F SI 91 B SI 90 4-2 18 1B 3 1B BB	C CU 66 B CU 65 B CU 67 X CU 71 2-1 L7 ①	C CU 66 X CU 66 0-1 G4-3 ③		4	1	0	0	2	0	0
18 Darwin Barney, R (1, 4) OBP: 0.346, SLG: 0.387		S SL 86 B SI 91 B SI 91 F SI 92 B SL 88 1 SAFE B SI 92 4-2 3 SH1-4 1-2 BB	B SL 88 F SI 92 B SL 88 F SI 93 F CU 83 F FF 93 D SL 89 C SI 93 3-3 K ③		X FF 93 0-0 E4 3 CS	X SI 92 0-0 3 1B 20 1B 1B 1-2	X CU 74 0-0 F8 ②			4	1	1	0	1	1	2
Inning Stats	R: 3 E: 0 K: 1 S: 16 H: 4 LOB: 1 BB: 0 P: 26	R: 0 E: 1 K: 2 S: 14 H: 0 LOB: 3 BB: 2 P: 26	R: 0 E: 0 K: 1 S: 17 H: 1 LOB: 2 BB: 1 P: 30	R: 2 E: 0 K: 0 S: 12 H: 2 LOB: 2 BB: 2 P: 25	R: 0 E: 1 K: 0 S: 10 H: 0 LOB: 2 BB: 2 P: 21	R: 8 E: 0 K: 1 S: 27 H: 7 LOB: 2 BB: 3 P: 48	R: 0 E: 0 K: 0 S: 6 H: 0 LOB: 0 BB: 0 P: 9	R: 4 E: 0 K: 0 S: 17 H: 4 LOB: 0 BB: 0 P: 24		1B: 10 2B: 5 3B: 0 HR: 3 SF: 2 SAC: 1 DP: 0 HBP: 0					

AB	40
R	17
H	18
RBI	17
BB	10
SO	5
LOB	21

WP: 0 PB: 0 SB: 0 CS: 1 PA: 53

PITCHER		IP	WLS	BF	H	R	ER	SO	BB	IBB	HBP	BLK	WP	HR	S	P	ERA	WHIP
28 Corey Kluber, R ERA: 3.79	(1, 1)	3.1	L	22	7	5	5	4	3	1	0	0	0	1	53	95	13.50	3.000
62 Joba Chamberlain, R ERA: 2.25	(4, 1)	1.2		8	0	0	0	0	2	1	0	0	0	0	16	33	0.00	1.200
33 Tom Gorzelanny, L ERA: 21.0	(6, 1)	0.1		8	4	7	7	0	3	0	0	0	0	1	17	34	189.00	21.000
48 Tommy Hunter, R ERA: 3.72	(6, 1)	0.2		5	3	1	1	1	0	0	0	0	0	0	10	14	13.50	4.500
38 Chris Gimenez, R ERA: 18.0	(7, 1)	2.0		10	4	4	4	0	0	0	0	0	0	1	23	33	18.00	2.000

PITCHER	IP	WLS	BF	H	R	ER	SO	BB	IBB	HBP	BLK	WP	HR	S	P	ERA	WHIP

Detroit Tigers @ Cleveland Indians

Progressive Field, Cleveland, OH

Mon Jul 04 2016, 9:32 PM - 12:49 AM EDT

Att. 34,163 - Overcast - 70 F

TOP

livebaseballscorecards.com

Batter	1	2	3	4	5	6	7	8	9	AB	R	H	RBI	BB	SO	LOB
3 Ian Kinsler, R (1, 4) OBP: 0.348, SLG: 0.496	C FF 93 F FF 94 C SI 94 0-3 K		S FF 96 C CH 87 X FF 96 0-2 G6-3		C FF 94 S CH 86 B FF 96 F CH 84 X CH 87 1-2 L5		C SI 91 F SI 91 B SI 88 X CU 84 1-2 F9			4	0	0	0	0	1	0
4 Cameron Maybin, R (1, 8) OBP: 0.414, SLG: 0.420	B FF 94 C FF 95 B FF 95 F FF 95 C CH 87 2-3 K			C SL 84 X SL 84 0-1 24 1B 1B		B CH 90 C FF 91 X CU 79 1-1 L8	C CU 83 X CU 82 0-1 G6-3			4	0	1	0	0	1	0
24 Miguel Cabrera, R (1, 3) OBP: 0.380, SLG: 0.530	X FF 96 0-0 G4-3			B FF 94 F FF 94 B FF 95 X FF 94 2-1 1-2 1B		B FF 91 B SI 94 X SI 93 2-0 L7		C FC 93 B FC 92 X SL 78 1-1 9 G4-6-3 41 BB 1B		4	0	2	0	0	0	0
41 Victor Martinez, S (1, 10) OBP: 0.364, SLG: 0.529		B FF 93 F FF 95 B SL 83 B FF 94 X FF 95 3-1 P2		B FF 94 C CH 86 F SI 94 C CH 86 1-3 K		B FF 94 B FF 92 X FF 94 2-0 9 HR 1B		B FC 91 C FC 93 B FC 91 F FC 93 F FC 94 F FC 94 B FC 95 B FC 94 4-2 9 G4-6-3 1-2 BB		3	1	1	0	1	1	2
9 Nick Castellanos, R (1, 5) OBP: 0.342, SLG: 0.526		C FF 94 F FF 95 F SL 86 F FF 97 X CH 86 0-2 2B		B SL 85 C FF 95 S SI 94 B FF 95 S CH 86 2-3 K		B SL 83 S FF 93 X CH 83 1-1 1-H HR		S FC 93 B FC 94 F FC 93 X FC 94 1-2 G4-6-3 1-2f 2-3		4	1	2	2	0	1	4
8 Justin Upton, R (1, 7) OBP: 0.286, SLG: 0.369		F FF 94 X FF 94 0-1 G5-3		C CH 86 F CH 86 B FF 96 S FF 95 1-3 K		F FF 94 B FF 93 B SL 84 B FF 95 B SI 95 4-1 33 1B BB		B FC 94 F FC 93 F FC 93 B FC 94 X SL 80 2-2 F9		3	0	0	0	1	1	4
33 Steven Moya, L (1, 9) OBP: 0.333, SLG: 0.616		B FF 94 B FF 96 X FF 95 2-0 G3			B SI 93 B CU 78 C SI 94 F SI 95 F FF 95 X CH 87 2-2 HR	F FF 93 B FF 94 S FF 95 B FF 94 X SI 94 2-2 1-2 1B			S FF 94 B FF 94 T FF 94 F FF 94 S FF 94 1-3 K	4	1	2	1	0	1	1
34 James McCann, R (1, 2) OBP: 0.260, SLG: 0.329			B FF 91 B FF 93 F FF 94 X FF 94 2-1 1 G6-3 1B		B FF 96 C FF 94 S SL 85 S CH 86 1-3 K	C CU 83 C CU 83 B CU 83 B CU 84 C SI 90 2-3 K			B KC 84 B FF 94 B FF 94 C FF 94 B FF 94 4-1 1 G4-6-3 BB	3	0	1	0	1	2	2
1 Jose Iglesias, R (1, 6) OBP: 0.313, SLG: 0.340			B FF 94 B FF 95 B SI 94 C FF 95 C FF 95 F SI 95 F SI 95 X SI 94 3-2 G6-3 1-2f		F SI 94 F FF 95 B CH 87 X CH 87 1-2 L7		C SI 92 X CU 83 0-1 F9		B FF 95 C FF 94 F FF 94 F FF 93 X KC 84 1-2 G4-6-3 1-2f	4	0	0	0	0	0	2
Inning Stats	R: 0 E: 0 K: 2 S: 7 H: 0 LOB: 0 BB: 0 P: 9	R: 0 E: 0 K: 0 S: 10 H: 1 LOB: 1 BB: 0 P: 15	R: 0 E: 0 K: 0 S: 10 H: 1 LOB: 0 BB: 0 P: 15	R: 0 E: 0 K: 3 S: 13 H: 2 LOB: 2 BB: 0 P: 19	R: 1 E: 0 K: 1 S: 14 H: 1 LOB: 0 BB: 0 P: 19	R: 2 E: 0 K: 1 S: 13 H: 3 LOB: 2 BB: 1 P: 27	R: 0 E: 0 K: 0 S: 7 H: 0 LOB: 0 BB: 0 P: 8	R: 0 E: 0 K: 0 S: 12 H: 1 LOB: 1 BB: 1 P: 20	R: 0 E: 0 K: 1 S: 9 H: 0 LOB: 0 BB: 1 P: 15	1B: 6 2B: 1 3B: 0 HR: 2	SF: 0 SAC: 0 DP: 3 HBP: 0	WP: 0 PB: 0 SB: 0 CS: 0	PA: 36				

	AB	33
	R	3
	H	9
	RBI	3
	BB	3
	SO	8
	LOB	15

PITCHER		IP	WLS	BF	H	R	ER	SO	BB	IBB	HBP	BLK	WP	HR	S	P	ERA	WHIP
31 Danny Salazar, R ERA: 2.36	(1, 1)	5.2		25	8	3	3	6	1	0	0	0	0	2	64	99	4.76	1.588
53 Jeff Manship, R ERA: 2.22	(6, 1)	1.1	W	4	0	0	0	1	0	0	0	0	0	0	10	13	0.00	0.000
27 Bryan Shaw, R ERA: 4.41	(8, 1)	1.0	H	4	1	0	0	0	1	0	0	0	0	0	12	20	0.00	2.000
37 Cody Allen, R ERA: 3.03	(9, 1)	1.0	S	3	0	0	0	1	1	0	0	0	0	0	9	15	0.00	1.000

PITCHER	IP	WLS	BF	H	R	ER	SO	BB	IBB	HBP	BLK	WP	HR	S	P	ERA	WHIP

Detroit Tigers @ Cleveland Indians

Progressive Field, Cleveland, OH

Mon Jul 04 2016, 9:32 PM - 12:49 AM EDT

Att. 34,163 - Overcast - 70 F

livebaseballscorecards.com

Batter	1	2	3	4	5	6	7	8	9	AB	R	H	RBI	BB	SO	LOB
20 Rajai Davis, R (1, 8) (8, 7) OBP: 0.332, SLG: 0.446	C FF 90 F FF 92 B CU 77 S FF 93 1-3 K ①		C FF 88 B CU 73 S CH 81 B FF 91 B FF 87 4-2 22 2B 12 SF8 BB		B SL 81 F SL 82 B FF 93 X SL 81 2-1 22 1B 12 SF8 1B	X FF 91 0-0 F9 ③				3	2	1	0	1	1	0
22 Jason Kipnis, L (1, 4) OBP: 0.326, SLG: 0.443	C FF 92 B FF 93 X FF 92 1-1 F9 ②		B FF 93 1 SAFE 1 SAFE C FF 93 X FF 95 1-1 12 SF8 1-3 2B		D FF 93 F FF 92 1 SAFE 1 SAFE F SL 83 B FF 93 B FF 93 X SL 82 3-2 41 BB 26 BB 1-3 1B		B FF 96 B FF 96 C FF 95 S SL 86 B SL 87 F FF 97 S SL 86 3-3 K ①			4	0	2	0	0	1	0
12 Francisco Lindor, S (1, 6) OBP: 0.355, SLG: 0.449	C FF 92 B CU 75 X FF 92 1-1 G3 ③		F SL 83 C FF 94 B FF 95 D SL 82 X FF 93 2-2 SF8 ① 2-3 3-H		B FF 91 B SL 87 1 SAFE X FF 91 2-0 SF8 ① 3-H		B SL 85 B FF 97 B FF 96 B FF 95 4-0 26 HR BB			1	1	0	2	1	0	0
26 Mike Napoli, R (1, 3) OBP: 0.308, SLG: 0.464		X FF 91 0-0 41 1B 2B	B FF 94 F FF 94 F FF 94 S FF 95 1-3 K ②		B SL 86 B FF 92 B FF 91 F SL 85 B FF 92 4-1 41 BB 1-2 BB		F FF 95 X FF 96 0-1 1-H HR			3	2	2	2	1	1	1
41 Carlos Santana, S (1, 10) OBP: 0.346, SLG: 0.480		C FF 91 X FF 92 0-1 11 2B 2-H 1B	D SL 85 B FF 94 B SL 84 C SL 84 C FF 95 D SL 85 4-2 BB		B SI 91 B SI 91 B SL 86 C SI 91 F FF 92 B SL 87 4-2 1-2 2-3 BB		B SL 83 F SL 85 B FF 95 X FF 95 2-1 F8 ②			2	0	1	1	2	0	0
11 José Ramírez, S (1, 7) (8, 5) OBP: 0.354, SLG: 0.428		B CH 86 F CH 85 X FF 92 1-1 1-3 2B	B FF 94 1 SAFE X FF 94 1-0 P5 ③		F SL 87 C SI 92 C FF 92 0-3 K ②		C FF 95 X CH 88 0-1 10 CS 1B			4	0	2	0	0	1	5
10 Yan Gomes, R (1, 2) OBP: 0.212, SLG: 0.339		B CU 74 F FF 91 F FF 92 S CU 77 1-3 K ①	X FF 92 0-0 G5-3 ①		S SL 86 F FF 91 B SI 92 B FF 91 S SL 86 2-3 K ③		B SL 81 B SL 84 2-0 CS ③ 1-2	B SL 86 B FF 94 F FF 93 X SL 86 2-1 F8 ①		4	0	0	0	0	2	5
4 Juan Uribe, R (1, 5) OBP: 0.280, SLG: 0.369 8 Lonnie Chisenhall, L (8, 9) OBP: 0.351, SLG: 0.466		F CH 86 F FF 93 S SL 78 0-3 K2-3 ②	C FF 93 B CU 78 B SL 84 S SL 83 X FF 94 2-2 G3-1 ②			X SL 85 0-0 L1-4-3 ①		F FF 93 X FF 94 0-1 G5-3 ②		3 1	0 0	0 0	0 0	0 0	1 0	2 0
35 Abraham Almonte, S (1, 9) (8, 8)		B FF 93 X CH 85 1-0 G6-3 ③	F FF 92 B FF 94 C SL 83 B FF 95 C FF 94 2-3 K ③			X FF 91 0-0 G4-3 ②		B FF 94 F FF 93 F SL 86 C FF 93 1-3 K ③		4	0	0	0	0	2	2
Inning Stats	R: 0 E: 0 K: 1 S: 7 H: 0 LOB: 0 BB: 0 P: 10	R: 1 E: 0 K: 2 S: 12 H: 3 LOB: 2 BB: 0 P: 15	R: 1 E: 0 K: 1 S: 13 H: 1 LOB: 2 BB: 2 P: 26	R: 0 E: 0 K: 1 S: 7 H: 0 LOB: 0 BB: 0 P: 11	R: 1 E: 0 K: 2 S: 15 H: 2 LOB: 3 BB: 2 P: 32	R: 0 E: 0 K: 0 S: 3 H: 0 LOB: 0 BB: 0 P: 3	R: 2 E: 0 K: 1 S: 10 H: 2 LOB: 0 BB: 1 P: 21	R: 0 E: 0 K: 1 S: 7 H: 0 LOB: 0 BB: 0 P: 10		1B: 4 2B: 3 3B: 0 HR: 1		SF: 2 SAC: 0 DP: 0 HBP: 0		WP: 0 PB: 0 SB: 0 CS: 1	PA: 37	

	AB	29
	R	5
	H	8
	RBI	5
	BB	5
	SO	9
	LOB	15

PITCHER		IP	WLS	BF	H	R	ER	SO	BB	IBB	HBP	BLK	WP	HR	S	P	ERA	WHIP
44 Daniel Norris, L ERA: 4.85	(1, 1)	2.0		10	3	2	2	3	1	0	0	0	0	0	21	31	9.00	2.000
50 Dustin Molleken, R ERA: 4.5	(3, 1)	2.0		10	3	1	1	2	1	0	0	0	0	0	23	41	4.50	2.000
30 Alex Wilson, R ERA: 3.72	(5, 1)	2.0		8	0	0	0	2	2	0	0	0	0	0	13	25	0.00	1.000
43 Bruce Rondón, R ERA: 3.12	(7, 1)	1.0	L	5	2	2	2	1	1	0	0	0	0	1	10	21	18.00	3.000
21 Mark Lowe, R ERA: 10.04	(8, 1)	1.0		3	0	0	0	1	0	0	0	0	0	0	7	10	0.00	0.000

PITCHER	IP	WLS	BF	H	R	ER	SO	BB	IBB	HBP	BLK	WP	HR	S	P	ERA	WHIP

Detroit Tigers @ Cleveland Indians

Progressive Field, Cleveland, OH

Tue Jul 05 2016, 7:10 PM - 10:15 PM EDT

Att. 19,448 - Clear - 82 F

livebaseballscorecards.com

TOP

Batter	1	2	3	4	5	6	7	8	9	AB	R	H	RBI	BB	SO	LOB
3 Ian Kinsler, R (1, 4) OBP: 0.348, SLG: 0.493 39 Jarrod Saltalamacchia, S (7, 3) OBP: 0.329, SLG: 0.443	X 0-0 ① G6-3	C FF 95 X CH 89 0-1 ② G4-3	C FF 92 B FF 92 B CH 88 B SL 88 B FF 93 4-1 24 G5-4-3 41 1B BB	C FF 94 F FF 93 B CH 89 B FF 94 B CH 87 F FF 94 B FF 94 4-2 4 G6-3 BB		2 1 0 0 1 0 0 0 0 0 0 1 0 0
4 Cameron Maybin, R (1, 8) OBP: 0.404, SLG: 0.410	C FF 94 F SL 89 C SI 93 0-3 ② K	B SI 93 F SI 94 S CU 84 B FF 96 F FF 91 F FF 92 S CU 85 2-3 ③ K	C FF 93 C CH 90 B CH 88 C SI 93 1-3 ① K	X FF 93 0-0 ②③ G6-3 1-2f		4 0 0 0 0 3 2
24 Miguel Cabrera, R (1, 3) OBP: 0.377, SLG: 0.525 17 Andrew Romine, S (6, 3) OBP: 0.273, SLG: 0.220 (7, 4)	B SI 95 S FF 91 F SI 94 B FF 92 F CU 86 T FF 92 2-2 ③ K	X SI 93 0-0 ① P6	B CH 90 D CH 88 B FF 93 C SI 92 X SI 93 3-1 ② G5-4-3 1-2	B C F B FF 94 F FF 93 X CH 88 2-2 ① G1	3 0 0 0 0 1 1 1 0 0 0 0 0 0
41 Victor Martinez, S (1, 10) OBP: 0.366, SLG: 0.527	B FF 93 X FF 93 1-0 ① P5	C SI 94 B CU 84 X CH 90 1-1 ② G4-3	F FF 93 X CH 90 0-1 2-H 1B	B FF 93 B FF 93 B FF 93 C FF 94 B CH 87 4-1 8 1B 8 WP BB	3 0 1 1 1 0 0
8 Justin Upton, R (1, 7) OBP: 0.289, SLG: 0.371	C FF 95 B SL 86 X SI 94 1-1 14 1B 1B	C CU 83 X CH 89 0-1 ③ G5-3	C CU 83 F FF 93 X FF 91 0-2 ③ G6-3	F FF 92 C SL 82 F FF 94 F CU 73 B SL 81 B SL 83 B CH 87 F FF 94 X FF 92 3-2 1-3 14 FC4 1B	4 0 2 0 0 0 1
33 Steven Moya, L (1, 9) OBP: 0.329, SLG: 0.592	F SI 95 B SI 93 B FF 91 F FF 94 B CH 90 F CH 90 S CU 85 3-3 ② K	B CU 84 B FF 92 C FF 93 B SI 94 B SI 93 4-1 1 14 FC4-6-5 BB	B SI 90 C SI 89 C FF 90 B SL 82 C FF 91 2-3 ① K	C FF 93 B FF 92 F FF 93 F FF 92 C FF 92 1-3 ② K	3 0 0 0 1 3 3
14 Mike Aviles, R (1, 5) OBP: 0.277, SLG: 0.269	C FF 95 X FF 95 0-1 1-2 1B	C SL 87 F FF 95 F CH 90 F CU 84 B FF 94 B FF 95 B CH 90 B FF 95 4-2 1 FC4-6-5 1-2 BB	C FF 91 B SI 91 C SI 90 X SI 91 1-2 ② G3	X FF 93 0-0 ③ FC4 1-2f	3 0 1 0 1 0 2
34 James McCann, R (1, 2) OBP: 0.256, SLG: 0.323	B SL 88 X FF 93 1-0 ③ F8	C FF 96 B CH 91 X CH 90 1-1 ① L7	C FF 91 B SI 91 F SI 90 B SI 91 C SI 92 2-3 ③ K	3 0 0 0 0 1 4
1 Jose Iglesias, R (1, 6) OBP: 0.310, SLG: 0.336	B FF 94 B SL 88 C FF 94 X FF 95 2-1 ① P4	C CH 90 X SL 89 0-1 ②③ FC4-6-5 1-2 2-3	C FF 93 C FF 93 B CU 72 F FF 95 F SL 81 X CU 73 1-2 ① P6	3 0 0 0 0 0 2
Inning Stats	R: 0 H: 0 E: 0 LOB: 0 K: 2 BB: 0 S: 8 P: 10	R: 0 H: 2 E: 0 LOB: 2 K: 1 BB: 0 S: 10 P: 16	R: 0 H: 0 E: 0 LOB: 0 K: 1 BB: 0 S: 9 P: 13	R: 0 H: 0 E: 0 LOB: 0 K: 0 BB: 0 S: 5 P: 6	R: 0 H: 0 E: 0 LOB: 1 K: 0 BB: 2 S: 9 P: 18	R: 1 H: 1 E: 0 LOB: 1 K: 1 BB: 1 S: 11 P: 19	R: 0 H: 0 E: 0 LOB: 0 K: 2 BB: 0 S: 9 P: 14	R: 0 H: 0 E: 0 LOB: 0 K: 0 BB: 1 S: 9 P: 14	R: 0 H: 1 E: 0 LOB: 2 K: 1 BB: 1 S: 16 P: 26	1B: 4 SF: 0 2B: 0 SAC: 0 3B: 0 DP: 2 HR: 0 HBP: 0						WP: 1 PA: 34 PB: 0 SB: 0 CS: 0

	AB	29
	R	1
	H	4
	RBI	1
	BB	5
	SO	8
	LOB	15

PITCHER		IP	WLS	BF	H	R	ER	SO	BB	IBB	HBP	BLK	WP	HR	S	P	ERA	WHIP
59 Carlos Carrasco, R ERA: 2.47	(1, 1)	6.0	W	23	3	1	1	5	3	0	0	0	0	0	52	82	1.50	1.000
61 Dan Otero, R ERA: 1.36	(7, 1)	1.0		3	0	0	0	2	0	0	0	0	0	0	9	14	0.00	0.000
52 Mike Clevinger, R ERA: 7.71	(8, 1)	2.0		8	1	0	0	1	2	0	0	0	1	0	25	40	0.00	1.500

PITCHER	IP	WLS	BF	H	R	ER	SO	BB	IBB	HBP	BLK	WP	HR	S	P	ERA	WHIP

Detroit Tigers @ Cleveland Indians

Progressive Field, Cleveland, OH

Tue Jul 05 2016, 7:10 PM - 10:15 PM EDT

Att. 19,448 - Clear - 82 F

livebaseballscorecards.com

BOTTOM

Batter	1	2	3	4	5	6	7	8	9	AB	R	H	RBI	BB	SO	LOB
41 Carlos Santana, S (1, 10) OBP: 0.350, SLG: 0.489	C FF 90 B FF 91 F FF 91 B SL 86 X SI 92 2-2 ① P5	C SL 85 B FF 90 B FC 90 C FC 90 B FF 91 S FS 86 3-3 ① K	B SL 88 C FC 89 F SL 83 B FC 90 B SI 90 B SL 85 4-2 22 FC4-6 BB	B CU 87 B CH 85 B FC 85 B FF 90 4-0 12 BB 22 BB 26 1B BB	X FF 93 0-0 HR	3	2	1	1	2	1	0
22 Jason Kipnis, L (1, 4) OBP: 0.327, SLG: 0.444	C FF 89 B SL 85 T SL 86 B SI 92 B SL 84 F SL 85 F FS 84 C FC 91 3-3 ② K	B FF 89 B FF 89 B FC 89 C FF 88 F SL 82 S FS 85 3-3 ② K	C FF 89 X FC 90 0-1 ① FC4-6 12 2B 1-2f	C FF 91 B FC 87 B FF 92 B CH 84 B FF 92 4-1 26 1B 12 BB 11 FC4-6 1-2 BB	C FF 92 F SL 84 F FF 93 F FF 93 F SL 85 X FF 89 0-2 8 1B 2B	4	3	1	0	1	2	1
12 Francisco Lindor, S (1, 6) OBP: 0.356, SLG: 0.450	C FC 91 B FF 92 X FC 91 1-1 ③ F9	X SL 85 0-0 ③ G1	1 SAFE 1 SAFE C FF 89 B FC 90 X FF 89 1-1 11 G4-3 1-H 2B	B CH 83 F FF 93 C FF 92 F FF 92 F FF 92 B FC 88 B CH 86 B CH 85 4-2 11 FC4-6 26 1B 1-2 2-3 BB	X FF 91 0-0 ① L9	4	1	1	1	1	0	1
26 Mike Napoli, R (1, 3) OBP: 0.315, SLG: 0.466	B CU 75 B SL 89 C FF 90 S FS 83 S FS 81 2-3 ① K	B FC 89 F SL 83 F FF 91 B FS 82 B FF 92 F FS 84 F SL 85 F FF 92 B FF 91 4-2 11 1B 8 2B BB	B FC 88 B SL 87 B FS 83 F SL 84 B FC 89 4-1 11 G4-3 8 2B BB	C CU 88 F FF 92 X FF 92 0-2 11 FC4-6 1-2 2-3 3-H 1B	S SL 85 C FF 93 B SL 85 B SL 86 B FF 93 X SL 86 3-2 8 1B 1B	3	2	2	1	2	1	0
11 José Ramírez, S (1, 5) OBP: 0.355, SLG: 0.425	B FS 85 T FF 90 B FF 90 B FS 84 B FS 83 4-1 8 1B 20 2B BB	C FF 91 F FC 91 X SL 86 0-2 8 2B 20 SF9 1-3 1B	B FF 91 C CH 84 B FF 91 B FF 92 X CH 85 3-1 ② G4-3 1-2 3-H	S CH 87 F FF 91 B FF 92 X CU 82 1-2 ② FC4-6 1-2f 2-3 3-H	C FF 92 X FF 93 0-1 ② P5	4	2	1	2	1	0	5
8 Lonnie Chisenhall, L (1, 9) OBP: 0.362, SLG: 0.485	B FC 90 C FF 88 X FS 84 1-1 20 2B 72 G4-3 1-2 1B	1 SAFE F FC 90 1 SAFE X FF 91 0-1 20 SF9 1-3 3-H 2B	B FF 92 X FF 92 1-0 2-H 2B	C CH 85 S CU 87 B FC 88 X CU 81 1-2 ③ P6	F SL 85 F FF 95 B FF 92 X FF 93 1-2 1-2 2-H 1B	5	1	4	3	0	0	2
20 Rajai Davis, R (1, 7) OBP: 0.333, SLG: 0.450	B SL 85 2 SAFE X FF 90 1-0 72 G4-3 1-3 2-H 2B	X SL 84 0-0 ① SF9 2-3 3-H	S CU 77 B CU 79 C FF 93 B CH 86 S CU 81 2-3 ③ K	C FC 87 X FF 91 0-1 10 G5-4-3 1B	C SL 85 X FF 93 0-1 ③ G1-3-1	4	0	2	2	0	1	3
72 Tyler Naquin, L (1, 8) OBP: 0.373, SLG: 0.576	B SL 87 X FS 86 1-0 ② G4-3 2-3 3-H	F FC 90 B FC 90 S CU 77 D CU 79 C FC 91 2-3 ② K	C FF 91 X CU 77 0-1 HR	F CH 83 C FF 92 F FF 91 B CH 87 B CH 85 T CH 85 2-2 ① K	4	1	1	2	0	2	3
10 Yan Gomes, R (1, 2) OBP: 0.208, SLG: 0.333	X SL 86 0-0 ③ G6-3	B FC 91 F SL 86 B FC 90 F FC 91 B FS 84 S FS 84 3-3 ③ K	S FF 92 B FF 92 X CU 87 1-1 ① P3	C FF 91 F FF 92 X CH 86 0-2 ② ③ G5-4-3 1-2f	4	0	0	0	0	1	3
Inning Stats	R: 0 E: 0 K: 1 S: 10 H: 0 LOB: 0 BB: 0 P: 16	R: 2 E: 0 K: 1 S: 9 H: 2 LOB: 1 BB: 1 P: 18	R: 0 E: 0 K: 2 S: 7 H: 0 LOB: 0 BB: 0 P: 13	R: 2 E: 0 K: 2 S: 17 H: 2 LOB: 1 BB: 1 P: 26	R: 3 E: 0 K: 1 S: 13 H: 2 LOB: 1 BB: 2 P: 28	R: 3 E: 0 K: 0 S: 18 H: 2 LOB: 2 BB: 3 P: 33	R: 0 E: 0 K: 1 S: 9 H: 1 LOB: 0 BB: 0 P: 11	R: 2 E: 0 K: 0 S: 18 H: 4 LOB: 2 BB: 0 P: 22		1B: 6 2B: 5 3B: 0 HR: 2 SF: 1 SAC: 0 DP: 1 HBP: 0				

	AB	35
	R	12
	H	13
	RBI	12
	BB	7
	SO	8
	LOB	18

WP: 0 PA: 43
PB: 0
SB: 0
CS: 0

PITCHER		IP	WLS	BF	H	R	ER	SO	BB	IBB	HBP	BLK	WP	HR	S	P	ERA	WHIP
19 Aníbal Sánchez, R ERA: 6.52	(1, 1)	4.1	L	22	5	7	7	6	4	0	0	0	0	0	50	89	14.54	2.077
45 Buck Farmer, R ERA: 3.94	(5, 1)	2.2		14	4	3	3	2	3	0	0	0	0	1	33	56	10.12	2.625
21 Mark Lowe, R ERA: 10.33	(8, 1)	1.0		7	4	2	2	0	0	0	0	0	0	1	18	22	18.00	4.000

PITCHER		IP	WLS	BF	H	R	ER	SO	BB	IBB	HBP	BLK	WP	HR	S	P	ERA	WHIP

Detroit Tigers @ Cleveland Indians

Progressive Field, Cleveland, OH

Wed Jul 06 2016, 12:12 PM - 3:24 PM EDT

Att. 24,098 - Cloudy - 84 F

TOP

livebaseballscorecards.com

Batter	1	2	3	4	5	6	7	8	9	AB	R	H	RBI	BB	SO	LOB
3 Ian Kinsler, R (1, 4) OBP: 0.352, SLG: 0.496 14 Mike Aviles, R (8, PH) OBP: 0.274, SLG: 0.267 (8, 4)	F FF 87 C SI 88 F FC 86 S FC 86 0-3 K ①			X FC 85 0-0 4 PB 4 HR 1B	C FC 87 F FF 88 B FF 88 B FF 87 B CU 76 F SI 89 F FF 89 X FC 86 3-2 4 BB 24 1B 1B		C CU 77 B SL 84 B FC 85 F FF 92 X FF 92 2-2 24 BB 4 1B 9 2B 1B	B SI 91 S SI 90 X SI 90 1-1 G4-3 ②		4	3	3	0	0	1	0
										1	0	0	0	0	0	0
4 Cameron Maybin, R (1, 8) OBP: 0.410, SLG: 0.430	X SI 88 0-0 G6-3 ②			1 SAFE 1 SAFE B FC 84 C FC 84 B FF 85 F FF 86 X CU 73 2-2 1-H HR	1 SAFE C SI 87 B FC 85 B FC 85 B SI 87 B FC 84 4-1 24 1B 24 1B 1-2 BB		B FC 90 B FF 92 B FF 92 C FF 92 X FF 92 3-1 24 BB 9 2B 1-2 1B	B SL 84 B SI 92 X SI 91 2-0 G6-3 ③		4	3	2	2	1	0	0
24 Miguel Cabrera, R (1, 3) OBP: 0.378, SLG: 0.524 17 Andrew Romine, S (8, 3) OBP: 0.284, SLG: 0.233	B FF 88 F FC 88 F FC 87 B CU 75 X CU 75 2-2 G5-3 ③			X SI 88 0-0 L9 ①	B SI 87 F FC 85 F FF 87 D FC 85 B FC 86 X FC 86 3-2 41 E 41 WP 9 HR 1-H 2-H 1B		B CU 80 B FF 93 B FF 93 B FF 93 4-0 9 2B 33 1B 1-2 2-3 BB		B SI 90 B SI 90 F SI 89 C SI 90 B CU 84 F FF 89 X SI 90 3-2 34 G1-6-3 1B	3	2	1	2	1	0	0
										1	0	1	0	0	0	0
41 Victor Martinez, S (1, 10) OBP: 0.364, SLG: 0.527 34 James McCann, R (9, PH) OBP: 0.254, SLG: 0.321 (9, 10)		X SI 87 0-0 G3 ①		B FF 88 C CH 84 X CH 83 1-1 9 1B 8 SF8 2B	C FC 86 B CU 74 S FC 86 F FC 86 B CU 74 X CU 74 2-2 E6 9 HR 1-3		F SI 93 B FF 92 B CU 79 B FF 91 F SI 93 X FF 92 3-2 F9 ①		B SI 92 C CU 83 F CU 83 B SI 92 X SI 90 2-2 G1-6-3 ① ② 1-2f	4	2	1	0	0	0	4
										1	0	0	0	0	0	1
9 Nick Castellanos, R (1, 5) OBP: 0.346, SLG: 0.540		C FF 87 S CU 75 F FC 86 X FF 89 0-2 G4-3 ②		X FC 86 0-0 2-3 1B	X FC 86 0-0 1-H 3-H HR		B FF 87 F FF 94 S FC 88 X CU 80 1-2 33 1B 1-3 2-H 3-H 2B		B CU 85 C CU 82 S CU 80 F SI 91 F SI 90 T CU 83 1-2 K ③	5	2	3	5	0	1	0
8 Justin Upton, R (1, 7) OBP: 0.285, SLG: 0.367		C CU 75 X FF 89 0-1 G5-3 ③		B SI 87 1 SAFE F FC 85 B FF 87 F FC 86 B FC 86 F FC 86 X FC 85 3-2 SF8 ② 3-H	B FC 91 T FC 94 S FC 90 C FC 95 1-3 K ③		C SI 91 F SI 92 F SL 84 F SI 90 F SL 85 B SI 92 S SI 92 1-3 K ②			3	0	0	1	0	2	2
33 Steven Moya, L (1, 9) OBP: 0.326, SLG: 0.575		C CU 74 B FC 86 B FF 88 B CU 75 F FF 88 F CU 74 X SI 88 3-2 L7 ①	X FC 86 0-0 G3 ③			F FF 94 S FC 91 B FF 96 F FF 95 S FC 92 1-3 K ①	B SI 91 F SL 86 B SI 92 X SI 92 2-1 2-H 3-H 1B			4	0	1	2	0	1	1
39 Jarrod Saltalamacchia, S (1, 2) OBP: 0.321, SLG: 0.430		C FC 87 B CU 74 B FC 86 C FF 88 S FC 86 2-3 K ②			C CU 73 F FC 86 F FC 85 S CU 74 0-3 K ①	B FC 94 B FF 95 B FC 90 C FF 94 X FC 92 3-1 G6-3 ②	C SI 90 F CH 83 S SI 93 0-3 K ③			4	0	0	0	0	3	1
1 Jose Iglesias, R (1, 6) OBP: 0.306, SLG: 0.331		B FF 90 X FC 87 1-0 G5-3 ③			C FC 86 F FC 85 C FF 88 0-3 K ②	B CU 82 F FC 91 X FC 93 1-1 G4-3 ③		B SI 90 B SI 90 X SI 90 2-0 L7 ①		4	0	0	0	0	1	0
Inning Stats	R: 0 E: 0 K: 1 S: 8 H: 0 LOB: 0 BB: 0 P: 10	R: 0 E: 0 K: 0 S: 7 H: 0 LOB: 0 BB: 0 P: 7	R: 0 E: 0 K: 1 S: 8 H: 0 LOB: 0 BB: 0 P: 14	R: 3 E: 0 K: 0 S: 13 H: 4 LOB: 1 BB: 0 P: 19	R: 5 E: 1 K: 3 S: 24 H: 3 LOB: 0 BB: 1 P: 37	R: 0 E: 0 K: 1 S: 8 H: 0 LOB: 0 BB: 0 P: 13	R: 4 E: 0 K: 2 S: 22 H: 4 LOB: 1 BB: 1 P: 38	R: 0 E: 0 K: 0 S: 4 H: 0 LOB: 0 BB: 0 P: 9	R: 0 E: 0 K: 1 S: 12 H: 1 LOB: 0 BB: 0 P: 18	1B: 8 2B: 2 3B: 0 HR: 2 SF: 1 SAC: 0 DP: 1 HBP: 0						

	AB	38
	R	12
	H	12
	RBI	12
	BB	2
	SO	9
	LOB	9

WP: 1 PB: 1 SB: 0 CS: 0 PA: 41

PITCHER		IP	WLS	BF	H	R	ER	SO	BB	IBB	HBP	BLK	WP	HR	S	P	ERA	WHIP
43 Josh Tomlin, R ERA: 3.51	(1, 1)	4.2	L	23	7	8	5	4	1	0	0	0	1	2	57	83	9.64	1.714
48 Tommy Hunter, R ERA: 3.48	(5, 1)	1.1		4	0	0	0	2	0	0	0	0	0	0	11	17	0.00	0.000
34 Zach McAllister, R ERA: 5.4	(7, 1)	0.1		5	3	4	4	0	1	0	0	0	0	0	11	24	108.00	12.000
58 TJ House, L ERA:	(7, 1)	1.2		6	1	0	0	2	0	0	0	0	0	0	15	23	0.00	0.600
53 Jeff Manship, R ERA: 2.13	(9, 1)	1.0		3	1	0	0	1	0	0	0	0	0	0	12	18	0.00	1.000

PITCHER	IP	WLS	BF	H	R	ER	SO	BB	IBB	HBP	BLK	WP	HR	S	P	ERA	WHIP

Detroit Tigers @ Cleveland Indians

Progressive Field, Cleveland, OH

Wed Jul 06 2016, 12:12 PM - 3:24 PM EDT

Att. 24,098 - Cloudy - 84 F

BOTTOM

livebaseballscorecards.com

Batter	1	2	3	4	5	6	7	8	9	AB	R	H	RBI	BB	SO	LOB
41 Carlos Santana, S (1, 3) OBP: 0.352, SLG: 0.487	B FF 93 X FF 92 1-0 G3-1 ①		B FC 86 S CH 85 B FF 93 D CH 85 F FF 94 F FF 94 X FF 93 3-2 1-3 1B		B CH 84 C SI 92 B CH 85 F FF 94 F FC 86 B SL 86 B FF 95 4-2 22 G3-6-1 BB		C FC 86 B FF 93 F FC 89 X ST 80 1-2 G5-3 ③			3	0	1	0	1	0	1
22 Jason Kipnis, L (1, 4) OBP: 0.324, SLG: 0.440 35 Abraham Almonte, S (8, 7) OBP: 0.125, SLG: 0.250	C FC 92 X SI 92 0-1 L8 ②		B CH 84 T FC 88 B FC 87 F CH 84 F FC 88 B CH 84 F CH 84 S FF 94 3-3 K ①		B FF 94 F SI 94 X CH 85 1-1 1-2f G3-6-1 ①②			C FF 88 X FC 82 0-1 2B		3 1	0 0	0 1	0 0	0 0	1 0	3 0
12 Francisco Lindor, S (1, 6) OBP: 0.355, SLG: 0.452	C FF 94 B FF 93 B SI 94 B FF 94 F FF 93 X FF 95 3-2 2B		1 SAFE C FC 86 S CH 85 B FF 93 B SI 93 F FC 86 X CH 85 2-2 3-H SF7 ②		F FF 94 B CH 87 F CH 88 X FC 88 1-2 L3 ③			F SI 88 X FF 89 0-1 L8 ①		3	0	1	1	0	0	1
26 Mike Napoli, R (1, 10) OBP: 0.313, SLG: 0.462 10 Yan Gomes, R (8, PH) OBP: 0.207, SLG: 0.332 (9, 10)	F FC 87 B CH 84 B FF 93 T FC 87 F FC 86 2 SAFE X FF 94 2-2 G6-3 ③		B FC 86 T FF 94 S CH 85 X FF 94 1-2 P2 ③			S CH 85 S CH 85 B FC 86 B CH 84 B FF 95 X FC 88 3-2 F7 ①		B SI 89 F SI 90 F FF 90 S CU 78 1-3 K2-3 ②		3 1	0 0	0 0	0 0	0 1	0 1	2 1
11 José Ramírez, S (1, 7) OBP: 0.360, SLG: 0.430 (8, 4)		X FF 93 0-0 8 SF8 E9 2B	C SI 93 B FC 87 B CH 86 C CH 84 B SI 94 F FF 95 F CH 85 B FF 95 4-2 72 1B BB			C CH 86 B FF 96 X FF 94 1-1 G4-3 ②		C FC 84 B FF 90 T FF 89 B FC 85 H FF 90 3-2 HBP		2	1	1	0	1	0	0
8 Lonnie Chisenhall, L (1, 9) OBP: 0.355, SLG: 0.477		B FF 94 B CH 85 X FF 94 2-0 3-H SF8 ①	B CH 84 X FF 92 1-0 L8 ①			F FF 97 F FF 95 B FF 96 X CH 86 1-2 G4-3 ③		C FF 88 S FC 85 F FC 84 X SI 89 0-2 P6 ③		3	0	0	1	0	0	3
4 Juan Uribe, R (1, 5) OBP: 0.275, SLG: 0.361		C FF 96 S FC 86 F FF 95 F FF 94 B CH 86 S CH 84 1-3 K ②	1 SAFE X FC 87 0-0 F8 ②				B FC 88 X FC 88 1-0 F8 ①		B FF 90 C FF 92 X KC 84 1-1 P6 ①	4	0	0	0	0	1	1
72 Tyler Naquin, L (1, 8) OBP: 0.383, SLG: 0.578		X FF 94 0-0 G6-3 ③	B FF 94 1 SAFE C FF 93 X SI 93 1-1 1-3 1B				C SI 93 B FC 90 C SI 94 B FC 88 F SI 94 X FF 95 2-2 1B		F FF 92 B FF 93 F FF 93 B FF 92 F FF 94 B FF 93 B FF 93 4-2 38 G1-4-3 BB	3	0	2	0	1	0	0
38 Chris Gimenez, R (1, 2) OBP: 0.235, SLG: 0.278			X FF 93 0-0 41 1B 12 SF7 1B	X FC 89 0-0 G1-3 ③			C FC 89 F FC 88 S ST 82 0-3 K ②		X KC 84 0-0 1-2f G1-4-3 ②③	4	1	1	0	0	1	4
Inning Stats	R: 0 E: 0 K: 0 S: 10 H: 1 LOB: 1 BB: 0 P: 16	R: 1 E: 1 K: 1 S: 8 H: 1 LOB: 0 BB: 0 P: 11	R: 1 E: 0 K: 1 S: 17 H: 2 LOB: 1 BB: 0 P: 26	R: 0 E: 0 K: 0 S: 9 H: 1 LOB: 2 BB: 1 P: 15	R: 0 E: 0 K: 0 S: 8 H: 0 LOB: 0 BB: 1 P: 14	R: 0 E: 0 K: 0 S: 8 H: 0 LOB: 0 BB: 0 P: 13	R: 0 E: 0 K: 1 S: 11 H: 1 LOB: 1 BB: 0 P: 15	R: 0 E: 0 K: 1 S: 13 H: 1 LOB: 2 BB: 0 P: 17	R: 0 E: 0 K: 0 S: 6 H: 0 LOB: 0 BB: 1 P: 11	1B: 4 2B: 3 3B: 0 HR: 0 SF: 2 SAC: 0 DP: 2 HBP: 1	WP: 0 PB: 0 SB: 0 CS: 0 PA: 36					

	AB	30
	R	2
	H	7
	RBI	2
	BB	3
	SO	4
	LOB	16

PITCHER		IP	WLS	BF	H	R	ER	SO	BB	IBB	HBP	BLK	WP	HR	S	P	ERA	WHIP
32 Michael Fulmer, R ERA: 2.11	(1, 1)	6.0	W	24	5	2	1	2	2	0	0	0	0	0	60	95	1.50	1.167
61 Shane Greene, R ERA: 4.75	(7, 1)	1.0		4	1	0	0	1	0	0	0	0	0	0	11	15	0.00	1.000
56 Kyle Ryan, L ERA: 2.43	(8, 1)	1.0		5	1	0	0	1	0	0	1	0	0	0	13	17	0.00	1.000
36 Bobby Parnell, R ERA: 5.79	(9, 1)	1.0		3	0	0	0	0	1	0	0	0	0	0	6	11	0.00	1.000

PITCHER	IP	WLS	BF	H	R	ER	SO	BB	IBB	HBP	BLK	WP	HR	S	P	ERA	WHIP

Batter	1	2	3	4	5	6	7	8	9	AB	R	H	RBI	BB	SO	LOB
22 Jacoby Ellsbury, L (1, 8) OBP: 0.348, SLG: 0.396	C FF 92 B CH 88 X FF 93 1-1 ① G4-3		X FF 95 0-0 ③ F7		B FF 95 C CH 89 B SI 95 D CH 89 F SI 95 F SI 94 X FF 96 3-2 ② F6	S SI 90 D SI 89 C SL 85 F SL 86 F SI 90 B SL 87 X SI 91 2-2 11 CS 2-H 1B			F FF 95 B FF 96 S KC 86 F FF 96 X KC 85 1-2 34 1B 1B	5	0	2	1	0	0	3
11 Brett Gardner, L (1, 7) OBP: 0.354, SLG: 0.349	C FF 93 B FC 92 B FF 95 S SI 95 B KC 79 C SI 94 3-3 ② K			F CH 87 X FC 91 0-1 1B	C CH 89 B FF 95 F FC 92 X KC 82 1-2 36 BB 1-2 2-H 1B	B SL 86 1 SAFE 1 SAFE 1-0 ③ CS 1-2	C FF 92 F SI 91 C FF 92 0-3 ① K		C FF 94 B FF 95 S KC 84 1 SAFE B FF 95 1 SAFE S KC 86 2-3 ① K	5	0	2	1	0	3	1
36 Carlos Beltrán, S (1, 10) OBP: 0.334, SLG: 0.555	C KC 77 F FC 91 S KC 81 0-3 ③ K			B FF 93 X FF 93 1-0 ① F7	B FF 96 B SI 90 B SI 96 B FF 96 4-0 1-2 2-3 BB		B FF 92 X SI 92 1-0 ② G1-3		B FF 94 1 SAFE X FF 95 1-0 ② P6	4	0	0	0	1	1	2
34 Brian McCann, L (1, 2) OBP: 0.337, SLG: 0.434		F FF 93 B SI 93 C SI 93 X KC 79 1-2 ① G4-3		X FF 94 0-0 ② L9	C FC 92 X FF 92 0-1 ③ P4		C SI 93 F SI 92 F FF 92 S CH 85 0-3 ③ K		B FF 95 B FF 95 X FF 95 2-0 1-3 1B	5	0	1	0	0	1	4
25 Mark Teixeira, S (1, 3) OBP: 0.271, SLG: 0.318		C FF 93 B SI 95 F SI 95 X KC 80 1-2 ② F7		B FF 94 F FC 92 X FF 94 1-1 ③ L9		B CH 88 B FC 92 B FF 95 C SI 94 X SI 96 3-1 ① G4-3		B FC 92 C FC 93 B FC 93 B SL 80 C FC 93 B FC 94 4-2 18 FC6-4 BB	F FF 95 C KC 85 B FF 95 S KC 86 1-3 ③ K	4	0	0	0	1	1	3
14 Starlin Castro, R (1, 4) OBP: 0.295, SLG: 0.399		F FC 91 S KC 77 B SI 97 S KC 81 1-3 ③ K			B CH 88 B FC 92 C SI 94 B FF 95 F SI 94 X FF 96 3-2 ① G6-3	X FF 94 0-0 18 1B 12 1B 1B		C FC 93 F SL 82 S FC 95 0-3 ① K		4	1	1	0	0	2	1
18 Didi Gregorius, L (1, 6) OBP: 0.323, SLG: 0.456			C FF 93 X SI 92 0-1 ① G4-3		B FF 95 C X FC 92 1-1 HR	X SI 95 0-0 12 1B 38 SF7 1-2 1B		C FC 93 X FC 94 0-1 ② FC6-4 12 BB 1-2f		4	2	2	1	0	0	1
12 Chase Headley, S (1, 5) OBP: 0.332, SLG: 0.376			C KC 76 F FC 90 B KC 81 F SI 95 B KC 81 S SI 94 2-3 ② K		X FF 96 0-0 38 1B 11 1B 1B	F FC 92 X FC 91 0-1 22 1B 1-3 2-H 1B		C FC 93 B FC 92 B FC 94 S FC 95 1 SAFE B FC 96 B FC 94 4-2 1-2 BB		3	2	2	1	1	1	0
38 Rob Refsnyder, R (1, 9) OBP: 0.365, SLG: 0.405 31 Aaron Hicks, S (7, 9) OBP: 0.265, SLG: 0.306			C FC 90 B KC 78 C FF 96 F KC 81 B FC 92 B SI 97 F SI 96 B FC 93 4-2 BB		C FF 94 X CH 88 0-1 36 BB 11 1B 1-2 1B	C FF 94 X KC 76 0-1 ② SF7 3-H		X FC 94 0-0 ③ G4-3		1 1	0 0	1 0	1 0	1 0	0 0	0 2
Inning Stats	R: 0 H: 0 E: 0 LOB: 0 K: 2 BB: 0 S: 8 P: 12	R: 0 H: 0 E: 0 LOB: 0 K: 1 BB: 0 S: 9 P: 12	R: 0 H: 0 E: 0 LOB: 1 K: 1 BB: 1 S: 11 P: 17	R: 0 H: 1 E: 0 LOB: 1 K: 0 BB: 0 S: 6 P: 8	R: 2 H: 4 E: 0 LOB: 3 K: 0 BB: 1 S: 17 P: 29	R: 3 H: 4 E: 0 LOB: 0 K: 0 BB: 0 S: 13 P: 19	R: 0 H: 0 E: 0 LOB: 0 K: 2 BB: 0 S: 8 P: 9	R: 0 H: 0 E: 0 LOB: 2 K: 1 BB: 2 S: 10 P: 18	R: 0 H: 2 E: 0 LOB: 2 K: 2 BB: 0 S: 12 P: 19	1B: 10 SF: 1 2B: 0 SAC: 0 3B: 0 DP: 0 HR: 1 HBP: 0						

TOP

New York Yankees @ Cleveland Indians

Progressive Field, Cleveland, OH

Thu Jul 07 2016, 7:11 PM - 10:08 PM EDT

Att. 23,848 - Clear - 83 F

livebaseballscorecards.com

AB	36
R	5
H	11
RBI	5
BB	4
SO	9
LOB	17

PITCHER		IP	WLS	BF	H	R	ER	SO	BB	IBB	HBP	BLK	WP	HR	S	P	ERA	WHIP
47 Trevor Bauer, R ERA: 3.3	(1, 1)	5.2	L	27	8	5	5	4	2	0	0	0	0	1	59	89	7.94	1.765
58 TJ House, L ERA:	(6, 1)	0.1		1	1	0	0	0	0	0	0	0	0	0	5	8	0.00	3.000
61 Dan Otero, R ERA: 1.32	(7, 1)	1.0		3	0	0	0	2	0	0	0	0	0	0	8	9	0.00	0.000
27 Bryan Shaw, R ERA: 4.28	(8, 1)	1.0		5	0	0	0	1	2	0	0	0	0	0	10	18	0.00	2.000
37 Cody Allen, R ERA: 2.95	(9, 1)	1.0		5	2	0	0	2	0	0	0	0	0	0	12	19	0.00	2.000

PITCHER	IP	WLS	BF	H	R	ER	SO	BB	IBB	HBP	BLK	WP	HR	S	P	ERA	WHIP

WP: 0 PA: 42
PB: 0
SB: 0
CS: 1

Batter	1	2	3	4	5	6	7	8	9	AB	R	H	RBI	BB	SO	LOB
41 Carlos Santana, S (1, 10) OBP: 0.351, SLG: 0.487	C SI 90 B FF 92 X SI 91 1-1 ① G4-3		C CU 80 B CU 80 F SI 93 B CU 82 S CH 86 2-3 ② K			X FF 91 0-0 22 2B 12 WP 2B		B SL 82 C FF 93 X SL 83 1-1 ① G6-3		4	1	1	0	0	1	0
22 Jason Kipnis, L (1, 4) OBP: 0.326, SLG: 0.453	B FF 91 C SI 92 F FF 92 B CU 80 F SI 93 X FF 93 2-2 ② G5-3		B SI 92 B CH 86 B FF 93 C FF 93 X FF 94 3-1 HR			X SI 93 0-0 12 WP 26 G5-3 2-3 2B		C SL 83 F FF 95 B SL 86 F SL 84 C SL 84 1-3 ② K		4	2	2	1	0	1	0
12 Francisco Lindor, S (1, 6) OBP: 0.353, SLG: 0.449	B CU 78 C SI 92 X FF 92 1-1 1B		B CU 79 X SI 92 1-0 ③ G6-3			B CU 82 B CH 88 F SI 93 F CU 82 F CH 87 X CU 82 2-2 ① G3 2-3 3-H		B FF 96 S SL 83 S SL 85 X SI 99 1-2 ③ L8		4	0	1	0	0	0	1
26 Mike Napoli, R (1, 3) OBP: 0.312, SLG: 0.457	X SI 92 0-0 ③ G3			C FF 91 B CH 87 B SI 93 F SI 93 F FF 93 B SI 95 S SI 93 3-3 ① K		B KC 83 S KC 85 F FF 99 B FF 99 X SV 87 2-2 ② G5-3 3-H			B SL 89 B FF 99 S FF 100 B FF 99 S FF 99 B FF 101 4-2 4 1B BB	3	0	0	1	1	1	1
11 José Ramírez, S (1, 5) OBP: 0.355, SLG: 0.423		B FF 91 X SI 91 1-0 ① G4-3		C CU 81 F CH 87 B SI 94 F CU 81 X CH 87 1-2 ② G4-3		C KC 83 B KC 83 F FF 100 X SV 87 1-2 ③ G6-3			C FF 100 F FF 102 F FF 103 F FF 103 F FF 103 S SL 90 0-3 ① K	4	0	0	0	0	1	1
8 Lonnie Chisenhall, L (1, 9) OBP: 0.350, SLG: 0.470 4 Juan Uribe, R (9, PH) OBP: 0.278, SLG: 0.365		B CU 77 B CU 80 F FF 92 X SI 91 2-1 ② G5-3		F CH 87 B SI 94 B FF 94 F CU 81 B SI 94 S CU 80 3-3 ③ K			F FF 97 B KC 84 B KC 84 X FF 99 2-1 ① G6-3		S FF 101 S FF 101 F FF 102 B FF 102 F FF 101 B SL 91 F FF 101 X SL 90 2-2 1-2 1B	3 1	0 0	0 1	0 0	0 0	1 0	0 0
20 Rajai Davis, R (1, 7) OBP: 0.329, SLG: 0.444		C FF 93 F FF 92 S CH 85 0-3 ③ K			B SI 90 X SI 92 1-0 ① G5-3		C FF 100 F FF 100 S SV 87 0-3 ② K		S SL 88 C FF 101 F FF 101 F SL 89 X CH 89 0-2 ② L7	4	0	0	0	0	2	2
72 Tyler Naquin, L (1, 8) OBP: 0.386, SLG: 0.596			C FF 91 F FF 91 F SI 93 B FF 92 F CU 80 F CU 81 X FF 93 1-2 HR		B SI 90 B SI 92 X SI 92 2-0 ② F8		B KC 83 C KC 84 X FF 100 1-1 35 S 1B		B FF 100 C SL 88 X SL 88 1-1 ③ G3-4-1	4	1	2	1	0	0	2
38 Chris Gimenez, R (1, 2) OBP: 0.230, SLG: 0.272 35 Abraham Almonte, S (7, PH) OBP: 0.111, SLG: 0.222 10 Yan Gomes, R (8, 2) OBP: 0.207, SLG: 0.332			L SI 92 B CU 80 S CH 85 S SI 93 1-3 ① K		B CH 86 C SI 92 B CU 80 F FF 92 B CH 86 C SI 93 3-3 ③ K		T KC 84 S KC 85 S SV 89 0-3 ③ K2-3 1-2			2 1 0	0 0 0	0 0 0	0 0 0	0 0 0	2 1 0	0 1 0	0 1 0
Inning Stats	R: 0 E: 0 K: 0 S: 9 H: 1 LOB: 1 BB: 0 P: 13	R: 0 E: 0 K: 1 S: 6 H: 0 LOB: 0 BB: 0 P: 9	R: 2 E: 0 K: 2 S: 15 H: 2 LOB: 0 BB: 0 P: 23	R: 0 E: 0 K: 2 S: 11 H: 0 LOB: 0 BB: 0 P: 18	R: 0 E: 0 K: 1 S: 5 H: 0 LOB: 0 BB: 0 P: 11	R: 2 E: 0 K: 0 S: 12 H: 2 LOB: 0 BB: 0 P: 17	R: 0 E: 0 K: 2 S: 10 H: 1 LOB: 1 BB: 0 P: 13	R: 0 E: 0 K: 1 S: 9 H: 0 LOB: 0 BB: 0 P: 12	R: 0 E: 0 K: 1 S: 21 H: 1 LOB: 2 BB: 1 P: 28	1B: 3 2B: 2 3B: 0 HR: 2 SF: 0 SAC: 0 DP: 0 HBP: 0						

PITCHER	IP	WLS	BF	H	R	ER	SO	BB	IBB	HBP	BLK	WP	HR	S	P	ERA	WHIP
47 Iván Nova, R (1, 1) ERA: 5.18	5.1	W	21	5	4	4	6	0	0	0	0	1	2	52	82	6.75	0.938
68 Dellin Betances, R (6, 1) ERA: 2.53	1.2	H	6	1	0	0	2	0	0	0	0	0	0	16	22	0.00	0.600
48 Andrew Miller, L (8, 1) ERA: 1.43	1.0	H	3	0	0	0	1	0	0	0	0	0	0	9	12	0.00	0.000
54 Aroldis Chapman, L (9, 1) ERA: 2.74	1.0	S	5	1	0	0	1	1	0	0	0	0	0	21	28	0.00	2.000

PITCHER	IP	WLS	BF	H	R	ER	SO	BB	IBB	HBP	BLK	WP	HR	S	P	ERA	WHIP

BOTTOM

New York Yankees @ Cleveland Indians

Progressive Field, Cleveland, OH

Thu Jul 07 2016, 7:11 PM - 10:08 PM EDT

Att. 23,848 - Clear - 83 F

livebaseballscorecards.com

AB	34
R	4
H	7
RBI	3
BB	1
SO	10
LOB	8

Batter	1	2	3	4	5	6	7	8	9	AB	R	H	RBI	BB	SO	LOB
11 Brett Gardner, L (1, 7) OBP: 0.353, SLG: 0.348	B SI 92 C FF 92 B CH 84 X FF 93 2-1 22 FC4-6 1B		B SL 89 B SL 89 C FF 91 B SI 93 F FF 91 X FF 93 3-2 ② G4-3			B FF 91 F FF 92 F CU 82 F CU 83 B FF 91 S SI 92 2-3 ① K		C SI 92 B CU 82 S FF 91 B FF 92 S CU 84 2-3 ③ K		3	0	1	0	0	1	0
31 Aaron Hicks, S (7, 7) OBP: 0.264, SLG: 0.304										1	0	0	0	0	1	0
22 Jacoby Ellsbury, L (1, 8) OBP: 0.344, SLG: 0.391	B FF 92 X FF 92 1-0 ① FC4-6 36 G3-6-3 1-2f		C FF 91 F CU 83 X CU 84 0-2 ③ L7			B CH 84 B FF 92 X SI 92 2-0 ② L7			C SI 94 B SI 96 B SI 94 F SI 94 S SL 84 2-3 ① K	4	0	0	0	0	1	1
36 Carlos Beltrán, S (1, 10) OBP: 0.333, SLG: 0.554	F SI 92 X SL 88 0-1 ②③ G3-6-3 1-2f			B FF 91 B FF 92 X FF 92 2-0 ① L7		B SL 90 C FF 91 F SL 90 C SI 93 1-3 ③ K			B SI 94 X SI 94 1-0 34 WP 34 2B 2B	4	1	1	0	0	1	1
34 Brian McCann, L (1, 2) OBP: 0.343, SLG: 0.457 (6, 3)		B SI 90 F FF 92 F SI 93 X FF 93 1-2 18 1B 1B		C CU 81 B CU 82 C FF 92 F CU 83 F SI 92 B SL 88 C CU 84 2-3 ② K			S SL 90 X SI 92 0-1 HR		C FF 95 B SI 94 B FF 95 X SI 94 2-1 2-H 2B	4	1	3	2	0	1	0
25 Mark Teixeira, S (1, 3) OBP: 0.269, SLG: 0.315 27 Austin Romine, R (6, 2) OBP: 0.267, SLG: 0.433		C SI 93 B SL 89 F SI 92 S CU 84 1-3 ① K		X SI 92 0-0 ③ G4-3			B SI 91 X SL 88 1-0 ① L7		C SL 84 F FF 95 F SI 94 X SI 94 0-2 ② P2	2	0	0	0	0	1	1
14 Starlin Castro, R (1, 4) OBP: 0.291, SLG: 0.394		F SI 92 C FF 91 F SL 89 S CU 83 0-3 ② K			C SL 89 X SL 88 0-1 ① L9		B FF 92 X CU 82 1-0 ② L7		X SL 85 0-0 ③ F8	4	0	0	0	0	1	2
18 Didi Gregorius, L (1, 6) OBP: 0.327, SLG: 0.462		C SI 92 B FF 92 S SL 88 B SI 93 X FF 92 2-2 1-2 1B			C SL 89 B CH 85 F SL 89 F CU 84 X FF 92 1-2 2B		C FF 91 X CH 83 0-1 ③ L9			3	0	2	0	0	0	0
12 Chase Headley, S (1, 5) OBP: 0.330, SLG: 0.374 17 Ronald Torreyes, R (7, 5) OBP: 0.286, SLG: 0.297		B SI 92 C SL 90 X SL 89 1-1 ③ P6			C SL 87 F FF 92 S CU 83 0-3 ② K			B SI 90 B SI 90 F SI 91 F SI 91 B SL 89 X SI 91 3-2 ① G5-3		2	0	0	0	0	1	3
										1	0	0	0	0	0	0
38 Rob Refsnyder, R (1, 9) OBP: 0.352, SLG: 0.390			C SI 91 X SI 92 0-1 ① G5-3		X SL 88 0-0 ③ G5-3			C CU 82 S SL 88 S SI 92 0-3 ② K		3	0	0	0	0	1	1
Inning Stats	R: 0 E: 0 K: 0 S: 5 H: 1 LOB: 0 BB: 0 P: 8	R: 0 E: 0 K: 2 S: 15 H: 2 LOB: 2 BB: 0 P: 20	R: 0 E: 0 K: 0 S: 8 H: 0 LOB: 0 BB: 0 P: 11	R: 0 E: 0 K: 1 S: 7 H: 0 LOB: 0 BB: 0 P: 11	R: 0 E: 0 K: 1 S: 10 H: 1 LOB: 1 BB: 0 P: 11	R: 0 E: 0 K: 2 S: 8 H: 0 LOB: 0 BB: 0 P: 13	R: 1 E: 0 K: 0 S: 6 H: 1 LOB: 0 BB: 0 P: 8	R: 0 E: 0 K: 2 S: 9 H: 0 LOB: 0 BB: 0 P: 14	R: 1 E: 0 K: 1 S: 11 H: 2 LOB: 1 BB: 0 P: 16	1B: 3 2B: 3 3B: 0 HR: 1 SF: 0 SAC: 0 DP: 1 HBP: 0						

PITCHER		IP	WLS	BF	H	R	ER	SO	BB	IBB	HBP	BLK	WP	HR	S	P	ERA	WHIP
28 Corey Kluber, R ERA: 3.61	(1, 1)	8.0	W	28	5	1	1	8	0	0	0	0	0	1	68	96	1.12	0.625
28 Corey Kluber, R ERA: 3.61	(8, 1)	8.0	W	28	5	1	1	8	0	0	0	0	0	1	68	96	1.12	0.625
65 Joe Colón, R ERA: 9.0	(9, 1)	1.0		5	2	1	1	1	0	0	0	0	1	0	11	16	9.00	2.000

PITCHER	IP	WLS	BF	H	R	ER	SO	BB	IBB	HBP	BLK	WP	HR	S	P	ERA	WHIP

TOP

New York Yankees @ Cleveland Indians

Progressive Field, Cleveland, OH

Fri Jul 08 2016, 7:12 PM - 9:47 PM EDT

Att. 34,045 - Clear - 83 F

livebaseballscorecards.com

AB	33
R	2
H	7
RBI	2
BB	0
SO	9
LOB	10

WP: 1 PB: 0 SB: 0 CS: 0 PA: 33

New York Yankees @ Cleveland Indians

Progressive Field, Cleveland, OH

Fri Jul 08 2016, 7:12 PM - 9:47 PM EDT

Att. 34,045 - Clear - 83 F

livebaseballscorecards.com

BOTTOM

Batter	1	2	3	4	5	6	7	8	9	AB	R	H	RBI	BB	SO	LOB
41 Carlos Santana, S (1, 10) (8, 3) OBP: 0.349, SLG: 0.494	B SI 94 B SI 94 B SI 94 C FF 93 X FF 94 3-1 HR	F SL 85 X SL 84 0-1 G6-3 ③			C FC 91 S FC 88 B FC 88 F FF 94 B SL 84 B SL 83 S SL 84 3-3 K ①	B FF 90 C CH 83 B CH 82 F SI 89 S SL 82 2-3 K ③				4	1	1	1	0	2	0
22 Jason Kipnis, L (1, 4) OBP: 0.331, SLG: 0.474	S FF 94 B FC 92 X FF 94 1-1 HR		C SI 93 B SL 84 X FC 90 1-1 F8 ①		B SL 84 B FC 88 C CH 86 X SL 84 2-1 12 2B 1B		C FF 92 B SL 86 F SL 84 F FF 93 F SL 86 F SL 86 X SL 86 1-2 HR			4	3	3	2	0	0	0
12 Francisco Lindor, S (1, 6) OBP: 0.358, SLG: 0.453	B FF 92 F SL 83 B FC 91 B CH 85 B SI 95 4-1 8 HR BB		C SL 83 B FC 91 S SL 83 B CH 86 B SL 83 F SL 82 B SL 82 4-2 26 HR BB		C SL 79 B SI 90 D SI 88 B CH 77 X SI 88 3-1 1-H 26 1B 2B		B FF 93 C FF 94 B FF 93 F FF 93 F SL 88 C FF 92 2-3 K ①			2	3	1	1	2	1	0
26 Mike Napoli, R (1, 3) OBP: 0.317, SLG: 0.469 28 Corey Kluber, R (8, 1) OBP: 0.250, SLG: 0.500 38 Chris Gimenez, R (9, 2) OBP: 0.230, SLG: 0.272	S FF 94 1 SAFE B SI 93 F FC 91 B SL 84 1 SAFE S FF 95 2-3 K ①		F SI 89 B CH 80 S SL 80 X CH 82 3-2 1-H HR		F SI 89 B CH 80 S SL 80 X CH 82 1-2 2-H 1B		B SL 86 B SL 86 C FF 93 B SL 86 F FF 94 B SL 86 4-2 BB			3 0 0	1 0 0	2 0 0	3 0 0	1 0 0	1 0 0	1 0 0
11 José Ramírez, S (1, 7) (7, 5) OBP: 0.351, SLG: 0.417	X SI 94 0-0 F7 ②		B FC 91 S CH 84 B SL 85 B FC 91 S SI 94 X FF 94 3-2 P5 ②		C SL 79 D SI 88 C SL 80 B CH 82 F SI 90 X FF 90 2-2 F8 ②		B FF 91 F FF 93 B FF 93 S FF 92 S FF 93 2-3 K ②			4	0	0	0	0	1	3
8 Lonnie Chisenhall, L (1, 9) OBP: 0.348, SLG: 0.481	B FC 91 1 SAFE F FC 90 B FC 91 X CH 86 2-1 1-H HR		C SL 83 X FF 90 0-1 G4-3 ③		B SI 90 C SL 79 S SI 88 F SL 78 F SI 90 F FF 90 B FF 91 F SI 88 X SL 82 2-2 F7 ③		F FF 92 F FF 93 F SL 85 B FF 92 D SL 86 X FF 94 2-2 P6 ③			4	1	1	2	0	0	2
4 Juan Uribe, R (1, 5) OBP: 0.279, SLG: 0.369 35 Abraham Almonte, S (7, 7) OBP: 0.100, SLG: 0.200	B SI 94 B FC 91 F SI 93 F FF 95 X SL 85 2-2 G5-3 ③			B FF 93 X FC 89 1-0 L7 ①		B SI 89 B CH 80 X SI 88 2-0 72 G4-3 10 G3 2B		X SL 80 0-0 F8 ①		3 1	1 0	1 0	0 0	0 0	0 0	0 0
72 Tyler Naquin, L (1, 8) OBP: 0.376, SLG: 0.581		C SI 94 B FC 91 B FC 89 B SI 95 F SI 94 S SL 84 3-3 K ①		B SL 83 F SL 83 S FF 93 B FC 89 S FF 94 2-3 K ②		S SL 79 X SI 88 0-1 2-3 G4-3 ①		B FF 91 C FF 92 X SL 81 1-1 G4-3 ②		4	0	0	0	0	2	1
10 Yan Gomes, R (1, 2) OBP: 0.204, SLG: 0.326 65 Joe Colón, R (9, 1)		C SL 84 F FF 94 S FF 95 0-3 K ②		C FF 93 S CH 84 B SL 84 S CH 83 1-3 K ③		B SI 89 X CH 82 1-0 3-H G3 ②		S FF 91 B FF 91 F CH 82 S FF 91 1-3 K ③		4 0	0 0	0 0	1 0	0 0	3 0	0 0
Inning Stats	R: 4 H: 3 E: 0 LOB: 0 K: 1 BB: 1 S: 14 P: 28	R: 0 H: 0 E: 0 LOB: 0 K: 2 BB: 0 S: 8 P: 11	R: 2 H: 1 E: 0 LOB: 0 K: 0 BB: 1 S: 14 P: 25	R: 0 H: 0 E: 0 LOB: 0 K: 2 BB: 0 S: 7 P: 11	R: 2 H: 3 E: 0 LOB: 1 K: 1 BB: 0 S: 22 P: 35	R: 1 H: 1 E: 0 LOB: 0 K: 1 BB: 0 S: 7 P: 12	R: 1 H: 1 E: 0 LOB: 1 K: 2 BB: 1 S: 19 P: 30	R: 0 H: 0 E: 0 LOB: 0 K: 1 BB: 0 S: 6 P: 8		1B: 2 SF: 0 2B: 2 SAC: 0 3B: 0 DP: 0 HR: 5 HBP: 0						

	AB	33
	R	10
	H	9
	RBI	10
	BB	3
	SO	10
	LOB	7

WP: 0 PA: 36
PB: 0
SB: 0
CS: 0

PITCHER		IP	WLS	BF	H	R	ER	SO	BB	IBB	HBP	BLK	WP	HR	S	P	ERA	WHIP
41 Chad Green, R ERA: 7.04	(1, 1)	4.1	L	20	5	7	7	6	2	0	0	0	0	4	49	86	14.54	1.615
50 Richard Bleier, L ERA: 4.22	(5, 1)	1.2		8	3	2	2	1	0	0	0	0	0	0	23	36	10.80	1.800
43 Anthony Swarzak, R ERA: 5.68	(7, 1)	1.0		5	1	1	1	2	1	0	0	0	0	1	19	30	9.00	2.000
45 Chasen Shreve, L ERA: 4.64	(8, 1)	1.0		3	0	0	0	1	0	0	0	0	0	0	6	8	0.00	0.000

PITCHER	IP	WLS	BF	H	R	ER	SO	BB	IBB	HBP	BLK	WP	HR	S	P	ERA	WHIP

Batter	1	2	3	4	5	6	7	8	9	10	11	AB	R	H	RBI	BB	SO	LOB
11 Brett Gardner, L (1, 7) OBP: 0.356, SLG: 0.360	B FF 92 F FF 94 F SI 93 F CH 85 B FF 94 X CH 86 2-2 ① G4-3		C CH 83 B FF 94 B SI 93 B FF 95 X FF 95 3-1 22 G4-3 36 1B 2B		C FF 93 B SL 87 B CH 85 F FF 93 B SI 97 B CH 87 4-2 36 E BB	B SI 90 F SI 90 F FF 91 X FF 92 1-2 1-H 2-H 3-H 3B		F FC 92 F FC 92 F FC 92 D SL 80 S SL 81 1-3 ② K			B FC 93 F FF 95 B FC 93 C FC 95 B SI 94 X FC 93 3-2 ① G4-3	5	1	2	3	1	1	1
22 Jacoby Ellsbury, L (1, 8) OBP: 0.344, SLG: 0.388	F FF 92 F FF 94 B SL 83 F CH 86 F FF 95 B CH 86 F CH 86 X FF 96 2-2 34 1B 1B		F SL 82 X SI 93 0-1 ① G4-3 2-3		B FF 95 B FF 94 F SI 94 B SI 93 X FF 93 3-1 ① F9	B SI 90 F SL 82 B FF 91 F FF 90 D SL 84 D CH 83 4-2 BB		C FC 93 F FC 93 B FC 94 F FC 94 X SL 81 1-2 ③ F8			C FF 96 C FC 93 B FF 94 S CU 84 1-3 ② K	5	0	1	0	1	1	3
36 Carlos Beltrán, S (1, 10) OBP: 0.337, SLG: 0.553 17 Ronald Torreyes, R (11, PR) OBP: 0.286, SLG: 0.297 (11, 10)	X FF 94 0-0 ② F7		F FF 95 X CH 86 0-1 18 HR 3-H 1B		B FF 94 F FF 94 1 SAFE F SI 95 F CH 87 F FF 95 X CH 86 1-2 ② F7 1-2	B SI 89 B CH 82 B FF 89 C FF 90 F SI 90 S SI 89 3-3 ③ K			B FF 94 F FF 94 X FF 94 1-1 34 G4-6-3 1B		B CU 82 B FC 94 F FF 95 B FC 93 X FF 96 3-1 34 2B 1B	6 0	1 1	3 0	1 0	0 0	1 0	4 0
34 Brian McCann, L (1, 2) OBP: 0.347, SLG: 0.462	C FF 94 S CH 87 X FF 95 0-2 1-2 1B		C FF 96 F CH 87 F FF 95 S FF 96 0-3 ② K		C FF 95 F FF 96 X FF 95 0-2 ③ F8		B SI 91 S SL 85 F SI 91 X SL 86 1-2 1B		D KC 83 T FF 94 B KC 84 X FF 94 2-1 ① ② G4-6-3 1-2f		X SI 94 0-0 1-H 2B	6	0	3	1	0	1	3
18 Didi Gregorius, L (1, 6) OBP: 0.327, SLG: 0.468	C FF 94 S FF 94 B FF 94 F SI 95 F SL 87 S CH 85 1-3 ③ K		F SL 83 S FF 96 X FF 95 0-2 1-H HR			C FF 93 B CU 80 F SI 93 X CH 85 1-2 ① G6-3	B SI 91 B SI 90 F SI 90 B SI 91 F SI 90 F SI 90 X SI 91 3-2 ① L8		B FF 95 B KC 85 C FF 94 B FF 94 F FF 95 F FF 93 X FF 94 3-2 ③ F8		I IN 86 I IN 88 I IN 88 I IN 86 4-0 IBB	5	1	1	2	1	1	3
14 Starlin Castro, R (1, 4) OBP: 0.289, SLG: 0.390		F FF 93 B SL 84 X FF 94 1-1 12 FC6 1B	T FF 96 B FF 97 B CH 88 F FF 96 F FF 96 B CH 88 X CH 86 3-2 ③ G5-3			X SL 85 0-0 ② G6-3	S CU 83 S CU 84 B CU 83 F FF 92 S CU 84 1-3 ② K			X KC 82 0-0 ① F9	C FF 94 T CU 85 D CU 84 C SI 94 1-3 ③ K	6	0	1	0	0	2	3
12 Chase Headley, S (1, 5) OBP: 0.331, SLG: 0.378		B FF 93 X SI 93 1-0 ① FC6 1-2f		C FF 93 B SL 84 B FF 93 F FF 93 B SL 84 S SI 95 3-3 ① K		B CU 80 B FF 94 X FF 95 2-0 13 BB 38 1B 11 3B 1B	C FF 91 S CU 83 F CU 83 C CU 82 0-3 ③ K			S FF 93 C FF 93 B KC 84 B KC 84 F FF 93 X FF 94 2-2 2B		5	1	2	0	0	2	2
38 Rob Refsnyder, R (1, 3) OBP: 0.344, SLG: 0.378 (6, 9)		S FF 94 C SL 85 F FF 94 S CH 86 0-3 ② K		B FF 96 C SL 86 B SI 94 F FF 95 F SI 95 F FF 96 C FF 97 2-3 ② K		B FF 94 X FF 95 1-0 13 BB 11 3B 1-2 1B		C FC 93 F FC 92 F FC 93 X SL 80 0-2 ① F9		D KC 83 X FF 93 1-0 ② F8		5	1	1	0	0	2	2
31 Aaron Hicks, S (1, 9) OBP: 0.261, SLG: 0.301 13 Alex Rodriguez, R (6, PH) OBP: 0.260, SLG: 0.382 27 Austin Romine, R (6, PR) OBP: 0.272, SLG: 0.429 (6, 3)		X FF 95 0-0 ③ G3		C FF 95 B SL 88 X FF 96 2-1 ③ G6-3		B FF 96 B FF 95 C FF 96 F FF 95 F FF 97 B SL 86 B SL 86 4-2 11 3B 1-2 2-3 BB		B FC 92 B FC 91 B FC 92 B FC 91 4-0 BB		F FF 94 B FF 94 D KC 83 F FF 94 C KC 84 2-3 ③ K	2 0 1	0 0 1	0 0 0	0 0 0	0 1 1	0 0 1	1 0 1
Inning Stats	R: 0 H: 2 E: 0 LOB: 2 K: 1 BB: 0 S: 20 P: 25	R: 0 H: 1 E: 1 LOB: 1 K: 1 BB: 0 S: 8 P: 10	R: 3 H: 3 E: 0 LOB: 0 K: 1 BB: 0 S: 17 P: 23	R: 0 H: 0 E: 0 LOB: 0 K: 2 BB: 0 S: 10 P: 17	R: 0 H: 0 E: 1 LOB: 1 K: 0 BB: 1 S: 12 P: 20	R: 3 H: 3 E: 0 LOB: 2 K: 1 BB: 2 S: 17 P: 33	R: 0 H: 1 E: 0 LOB: 1 K: 2 BB: 0 S: 15 P: 20	R: 0 H: 0 E: 0 LOB: 1 K: 1 BB: 1 S: 12 P: 18	R: 0 H: 1 E: 0 LOB: 0 K: 0 BB: 0 S: 8 P: 14	R: 0 H: 1 E: 0 LOB: 1 K: 1 BB: 0 S: 9 P: 14	R: 1 H: 2 E: 0 LOB: 2 K: 2 BB: 1 S: 12 P: 24	1B: 9 2B: 3 3B: 1 HR: 1	SF: 0 SAC: 0 DP: 1 HBP: 0					

PITCHER		IP	WLS	BF	H	R	ER	SO	BB	IBB	HBP	BLK	WP	HR	S	P	ERA	WHIP
31 Danny Salazar, R ERA: 2.75	(1, 1)	5.2		27	8	6	6	5	2	0	0	0	0	1	76	112	9.53	1.765
61 Dan Otero, R ERA: 1.31	(6, 1)	0.1	B	3	1	0	0	1	1	0	0	0	0	0	8	16	0.00	6.000
58 TJ House, L ERA:	(7, 1)	0.1		2	1	0	0	0	0	0	0	0	0	0	7	11	0.00	3.000
53 Jeff Manship, R ERA: 2.08	(7, 1)	0.2		2	0	0	0	2	0	0	0	0	0	0	8	9	0.00	0.000
27 Bryan Shaw, R ERA: 4.15	(8, 1)	1.0		4	0	0	0	1	1	0	0	0	0	0	12	18	0.00	1.000

PITCHER		IP	WLS	BF	H	R	ER	SO	BB	IBB	HBP	BLK	WP	HR	S	P	ERA	WHIP
37 Cody Allen, R ERA: 2.79	(9, 1)	2.0		7	2	0	0	1	0	0	0	0	0	0	17	28	0.00	1.000
48 Tommy Hunter, R ERA: 3.74	(11, 1)	1.0	L	6	2	1	1	2	0	1	0	0	0	0	12	24	9.00	2.000

TOP

New York Yankees @ Cleveland Indians

Progressive Field, Cleveland, OH

Sat Jul 09 2016, 4:12 PM - 8:28 PM EDT

Att. 32,951 - Sunny - 77 F

livebaseballscorecards.com

AB	46
R	7
H	14
RBI	7
BB	5
SO	12
LOB	23

PA: 51

WP: 0
PB: 0
SB: 0
CS: 0

Batter	1	2	3	4	5	6	7	8	9	10	11	AB	R	H	RBI	BB	SO	LOB
20 Rajai Davis, R (1, 8) OBP: 0.326, SLG: 0.435	C SI 89 S SI 84 H FF 89 1-2 12 S 22 SH5-3 41 1B HBP		C SL 79 B FF 90 S SL 80 X FF 93 1-2 ① G3	B FF 93 B SI 86 B SI 91 C SI 92 X FF 92 3-1 ② G5-3		F FF 95 S KC 83 B SV 87 S KC 84 1-3 ③ K2-3		C SI 96 B SI 95 F X SL 85 1-2 ② G5-3		C SL 86 S SL 86 S FF 99 0-3 ③ K		5	1	0	0	0	2	1
22 Jason Kipnis, L (1, 4) OBP: 0.334, SLG: 0.476	X SI 90 0-0 ① SH5-3 1-2		B SL 81 B SI 91 C SI 91 C SI 91 B FF 83 B SL 81 4-2 12 1B 26 1B BB	B SI 92 X SI 91 1-0 ③ L7			B KC 82 F FF 98 X FF 97 1-1 12 G3 11 1B 2B	C SL 85 S SL 85 S SL 86 0-3 ③ K			B FF 97 B FF 97 B FF 96 C FF 96 B FF 96 4-1 26 CS BB	3	2	1	0	2	1	1
12 Francisco Lindor, S (1, 6) OBP: 0.360, SLG: 0.456	C SL 80 C SL 80 B FF 92 B CH 83 F FF 89 X FF 90 2-2 ② G6-3 2-3		C SI 91 C SI 85 X SI 91 0-2 26 1B 41 2B 1-3 1B		X FF 89 0-0 26 G4-3 11 1B 2B		S KC 83 X KC 84 0-1 ① G3 2-3		B SI 94 F SL 85 B SL 82 F SL 82 F SL 84 F SL 84 F SL 84 F SI 95 F FF 95 2-2 X SL 85 41 FC5 26 BB 1B		B FF 96 X FF 97 1-0 ① F9	6	2	3	0	0	0	3
26 Mike Napoli, R (1, 10) OBP: 0.323, SLG: 0.468	S FF 90 T FF 89 B SI 91 B SL 81 B FF 90 B SL 82 4-2 41 1B BB		B SI 84 F SI 89 X SL 81 1-1 41 2B 11 1B 1-2 3-H 1B		B FF 90 B FF 91 B FF 87 C FF 92 S SL 81 X FF 90 3-2 ① G4-3 2-3		B KC 86 B KC 84 B FF 97 C FF 99 B KC 85 4-1 11 1B BB		C FF 94 S SL 83 B FF 95 1 SAFE B FF 95 B SL 84 B SL 83 4-2 41 FC5 1-2 BB		S FF 99 S FF 100 F FF 100 F FF 100 B FF 101 1 SAFE S FF 101 1-3 ②③ K 1-2	3	1	1	1	3	1	2
41 Carlos Santana, S (1, 3) OBP: 0.350, SLG: 0.495	B CH 81 C SI 84 B FF 88 B SL 79 C CH 83 X FF 89 3-2 1-2 3-H 1B		C SI 92 X SI 84 0-1 11 1B 4 FC5-2 1-3 2-H 2B		B FF 91 B FF 92 C SL 82 C FF 93 F SI 92 F FF 91 S SL 82 2-3 ② K		C KC 84 S FF 99 S SV 87 0-3 ② K		C SL 83 B SL 82 C FF 93 X SL 83 1-2 ① FC5 1-2 2-3			5	0	2	2	0	2	5
11 José Ramírez, S (1, 7) OBP: 0.355, SLG: 0.420	D SI 92 X SI 91 1-0 ③ G3		X FF 90 0-0 4 FC5-2 2-3 3-H 1B		C FF 90 X FF 91 0-1 4 FC5-4 3-H 1B		C KC 84 S KC 86 X SV 86 0-2 4 FC6-4 1-3 3-H 1B		F SL 83 F SL 82 C FF 96 0-3 ② K			5	0	3	3	0	1	4
4 Juan Uribe, R (1, 5) OBP: 0.273, SLG: 0.360		B SI 90 F CH 83 F FF 90 X SI 84 1-2 ① P3	X SI 84 0-0 ② FC5-2 1-2 3-H		X SL 80 0-0 ③ FC5-4 1-2f		X FF 96 0-0 ③ FC6-4 1-2f		B FF 98 B FF 97 S FF 98 S FF 98 F FF 100 S FF 100 2-3 ③ K			5	0	0	0	0	1	7
35 Abraham Almonte, S (1, 9) OBP: 0.133, SLG: 0.267		B SL 80 C SI 84 X SI 92 1-1 ② G4-3	B SL 81 F SI 84 X SI 89 1-1 ③ G5-3			M FF 87 X FF 89 0-1 ① F8		C SL 83 F SL 84 X SL 84 0-2 2B			F SL 83 B FF 97 F FF 96 B FF 99 B FF 98 X FF 97 3-2 ① L8	5	0	1	0	0	0	2
10 Yan Gomes, R (1, 2) OBP: 0.200, SLG: 0.319		X SI 91 0-0 ③ F8		C FF 89 B SI 90 X SI 84 1-1 ① P5		C SL 82 S SL 81 B FF 83 B FF 90 T SL 81 2-2 ② K		C SL 83 X SI 92 0-1 ① L6			B FF 98 F FF 98 F SL 86 S FF 99 1-3 ② K	5	0	0	0	0	2	1
Inning Stats	R: 1 H: 1 E: 0 LOB: 2 K: 0 BB: 1 S: 13 P: 24	R: 0 H: 0 E: 0 LOB: 0 K: 0 BB: 0 S: 6 P: 8	R: 3 H: 4 E: 0 LOB: 2 K: 0 BB: 1 S: 16 P: 23	R: 0 H: 0 E: 0 LOB: 0 K: 0 BB: 0 S: 5 P: 10	R: 1 H: 2 E: 0 LOB: 1 K: 1 BB: 0 S: 12 P: 17	R: 0 H: 0 E: 0 LOB: 0 K: 2 BB: 0 S: 8 P: 11	R: 1 H: 2 E: 0 LOB: 2 K: 1 BB: 1 S: 12 P: 17	R: 0 H: 1 E: 0 LOB: 1 K: 1 BB: 0 S: 11 P: 12	R: 0 H: 1 E: 0 LOB: 2 K: 2 BB: 1 S: 20 P: 29	R: 0 H: 0 E: 0 LOB: 0 K: 2 BB: 0 S: 9 P: 13	R: 0 H: 0 E: 0 LOB: 0 K: 1 BB: 1 S: 7 P: 13							

PITCHER		IP	WLS	BF	H	R	ER	SO	BB	IBB	HBP	BLK	WP	HR	S	P	ERA	WHIP
52 CC Sabathia, L ERA: 3.77	(1, 1)	5.2		27	7	5	5	2	2	0	1	0	0	0	57	89	7.94	1.588
68 Dellin Betances, R ERA: 2.66	(6, 1)	1.1	B	7	2	1	1	2	1	0	0	0	0	0	15	21	6.75	2.250
48 Andrew Miller, L ERA: 1.37	(8, 1)	1.2		8	2	0	0	2	1	0	0	0	0	0	27	35	0.00	1.800
54 Aroldis Chapman, L ERA: 2.49	(9, 1)	2.1	W	7	0	0	0	4	1	0	0	0	0	0	20	32	0.00	0.429

PITCHER	IP	WLS	BF	H	R	ER	SO	BB	IBB	HBP	BLK	WP	HR	S	P	ERA	WHIP

BOTTOM

New York Yankees @ Cleveland Indians

Progressive Field, Cleveland, OH

Sat Jul 09 2016, 4:12 PM - 8:28 PM EDT

Att. 32,951 - Sunny - 77 F

livebaseballscorecards.com

AB	42
R	6
H	11
RBI	6
BB	5
SO	10
LOB	26

1B: 7	SF: 0	WP: 0	PA: 49
2B: 4	SAC: 1	PB: 0	
3B: 0	DP: 0	SB: 1	
HR: 0	HBP: 1	CS: 1	

Batter	1	2	3	4	5	6	7	8	9	AB	R	H	RBI	BB	SO	LOB
11 Brett Gardner, L (1, 7) OBP: 0.353, SLG: 0.355	C FF 94 B SL 87 S CH 88 B FF 95 F CH 90 B CH 90 B SI 95 4-2 22 FC6-4 BB	B FF 93 F CH 88 F FF 92 S CH 89 1-3 K ②		B FF 92 B CH 88 X FF 92 2-0 FC4-6 22 BB 1-2f 3-H ②	C CH 85 F SI 88 B SI 89 D SL 84 X SI 88 2-2 SF9 3-H ②	C FF 94 B SI 93 B CH 82 X FF 93 2-1 F7 ③			C FC 92 B FC 90 C FC 93 B SL 81 F FC 94 B SL 82 F FC 93 C FC 92 3-3 K ②	4	0	0	2	1	2	4
22 Jacoby Ellsbury, L (1, 8) OBP: 0.347, SLG: 0.398	X SI 92 0-0 FC6-4 36 1B 1-2f ①	B FF 93 B FF 92 B FF 93 C FF 92 C SI 92 X CH 89 3-2 2-H 3-H HR		B FF 91 B FF 92 B CH 91 C FF 91 F FF 92 B FF 92 4-2 1-2 BB	X CH 84 0-0 36 1B 25 1B 1-3 1B		C SI 93 X CH 82 0-1 L8 ①		B FC 92 F FC 92 B FC 92 C FC 92 X SL 82 2-2 F8 ③	5	2	2	3	1	0	1
36 Carlos Beltrán, S (1, 10) OBP: 0.338, SLG: 0.550	B SI 93 C CH 88 X FF 93 1-1 1-2 1B	S SI 92 C CU 82 X SI 92 0-2 F8 ③		B FF 97 B FF 96 B FF 95 F FF 96 X FF 96 3-1 G4-3 ③	X SI 90 0-0 18 HBP 25 1B 1-2 3-H 1B		C SI 94 X SI 95 0-1 L7 ②			5	0	2	1	0	0	2
25 Mark Teixeira, S (1, 3) OBP: 0.272, SLG: 0.317	C FF 93 S FF 94 F CH 90 B FF 94 B CU 84 T FF 91 2-2 K ②	C CH 89 X CU 80 0-1 L7 ①		X FF 96 0-0 18 2B 12 FC6 1B C SI 92 X CH 82 0-1 18 HBP 1-2 2-H 1B			F SI 93 F CU 76 B FF 92 C FF 94 1-3 K ③			5	1	2	1	0	2	2
18 Didi Gregorius, L (1, 6) OBP: 0.328, SLG: 0.468	C FF 93 B CU 82 F CH 89 F FF 94 F CH 90 S CU 85 1-3 K ③		F CH 89 X CH 86 0-1 L4 ②	C FF 96 2-2 C CH 87 S CU 85 F SL 86 S FF 97 X CH 87 12 FC6 1-3 12 E 2B B SI 88 H SI 88 2-0 1-2 2-3 HBP				B SI 88 C SI 88 F SI 89 F CH 82 F FF 90 B CH 82 X SI 90 2-2 L8 ①		4	1	1	0	0	1	2
14 Starlin Castro, R (1, 4) OBP: 0.293, SLG: 0.395		F FF 93 S FF 94 B FF 93 X SL 89 1-2 38 E 2B	S CU 80 B CH 86 B CH 90 C CU 80 F FF 92 F CU 80 B CH 88 F FF 93 F CU 79 3-2 X FF 84 G1-3 ③		B SI 89 1-1 B SI 89 B CU 83 B SI 90 38 1B 27 SF8 BB B SL 83 3-3 C FF 96 B SI 89 B FF 89 F SI 94 F FF 93 F FF 94 S FF 94 K ③			C FF 90 X FF 89 0-1 1B	4	2	2	0	1	1	3
12 Chase Headley, S (1, 5) OBP: 0.329, SLG: 0.378		F FF 93 T CH 90 S FF 91 0-3 K ①		B CH 89 B CH 86 X FF 91 2-0 27 FC5-4 11 FC4-6 2B	B SI 90 X SI 89 1-0 FC6 27 SF8 38 1B 11 SF9 1-2 2-H 3-H	B FF 92 B SI 93 C FF 94 F FF 94 S FF 95 2-3 K ①		F SI 88 B CH 82 D CH 82 X SI 90 2-1 L7 ②		5	2	1	1	0	2	3
38 Rob Refsnyder, R (1, 9) OBP: 0.337, SLG: 0.368 31 Aaron Hicks, S (8, 9) OBP: 0.261, SLG: 0.301		C FF 94 C CU 84 B SI 92 B CH 91 B CU 85 X FF 94 3-2 E3 27 2B 22 HR 2-H		F SI 91 X CH 86 0-1 E5 27 FC5-4	C SI 90 D CU 84 X SI 89 1-1 22 1B 36 1B 1-2 2-3 1B	F FF 95 X SL 83 0-1 F8 ②		C FF 90 S SI 90 B SI 90 B SL 82 B SI 90 F SI 89 X SI 89 3-2 G4-3 ③		5 0	2 0	1 0	0 0	0 0	0 0	2 0
27 Austin Romine, R (1, 2) OBP: 0.278, SLG: 0.441		X FF 94 0-0 22 HR 2-3 2B		C CH 86 2 SAFE L CH 86 X CU 82 0-2 FC5-4 11 FC4-6 1-2f 2-3 ①	D CU 83 S CU 82 F SI 90 X CU 84 1-2 SF8 2-3 3-H ①	S FF 94 B FF 94 X SL 83 1-1 1B			X FC 92 0-0 G4-3 ①	4	1	2	1	0	0	2

Inning Stats	1	2	3	4	5	6	7	8	9
	R: 0 E: 0 K: 2 S: 15 H: 1 LOB: 2 BB: 1 P: 23	R: 4 E: 1 K: 2 S: 19 H: 3 LOB: 0 BB: 0 P: 27	R: 0 E: 0 K: 0 S: 11 H: 0 LOB: 0 BB: 0 P: 14	R: 1 E: 1 K: 0 S: 11 H: 1 LOB: 2 BB: 1 P: 22	R: 6 E: 1 K: 1 S: 24 H: 6 LOB: 3 BB: 1 P: 40	R: 0 E: 0 K: 1 S: 9 H: 1 LOB: 1 BB: 0 P: 14	R: 0 E: 0 K: 1 S: 7 H: 0 LOB: 0 BB: 0 P: 8	R: 0 E: 0 K: 0 S: 13 H: 1 LOB: 1 BB: 0 P: 20	R: 0 E: 0 K: 1 S: 9 H: 0 LOB: 0 BB: 0 P: 14

1B: 8	SF: 2
2B: 4	SAC: 0
3B: 0	DP: 0
HR: 1	HBP: 1

WP: 0	PA: 47
PB: 0	
SB: 0	
CS: 0	

PITCHER		IP	WLS	BF	H	R	ER	SO	BB	IBB	HBP	BLK	WP	HR	S	P	ERA	WHIP
59 Carlos Carrasco, R ERA: 2.47	(1, 1)	3.2	L	20	5	5	1	4	2	0	0	0	0	1	54	81	2.46	1.909
49 Austin Adams, R ERA: 4.5	(4, 1)	0.1		3	2	2	2	0	0	0	0	0	0	0	7	12	54.00	6.000
53 Jeff Manship, R ERA: 2.05	(5, 1)	0.1		4	1	1	0	0	1	0	0	0	0	0	7	14	0.00	6.000
58 TJ House, L ERA: 3.38	(5, 1)	0.1		5	3	3	1	0	0	0	1	0	0	0	7	11	27.00	9.000
65 Joe Colón, R ERA: 2.7	(5, 1)	2.1		8	1	0	0	3	0	0	0	0	0	0	21	30	0.00	0.429

PITCHER		IP	WLS	BF	H	R	ER	SO	BB	IBB	HBP	BLK	WP	HR	S	P	ERA	WHIP
61 Dan Otero, R ERA: 1.27	(8, 1)	1.0		4	1	0	0	0	0	0	0	0	0	0	13	20	0.00	1.000
27 Bryan Shaw, R ERA: 4.04	(9, 1)	1.0		3	0	0	0	1	0	0	0	0	0	0	9	14	0.00	0.000

TOP

New York Yankees @ Cleveland Indians

Progressive Field, Cleveland, OH

Sun Jul 10 2016, 1:13 PM - 4:44 PM EDT

Att. 29,089 - Partly Cloudy - 75 F

livebaseballscorecards.com

AB	41
R	11
H	13
RBI	9
BB	3
SO	8
LOB	21

Batter	1	2	3	4	5	6	7	8	9	AB	R	H	RBI	BB	SO	LOB
41 Carlos Santana, S (1, 3) OBP: 0.351, SLG: 0.497	B CU 71 C FS 86 S CU 81 X SL 86 1-2 22 L5-3 1B	B CU 77 F SI 91 B FS 86 X SL 86 2-1 ③ G3-1			C FS 85 B FS 86 B SL 81 X CU 81 2-1 12 2B 2B	S FF 98 B FF 98 B FF 97 X FF 98 2-1 ① L7		C SL 86 F FS 89 S FF 98 0-3 ② K		5	1	2	0	0	1	3
22 Jason Kipnis, L (1, 4) OBP: 0.335, SLG: 0.475	D FS 87 C FC 88 X FS 85 1-1 ①② L5-3 1-1		C FS 88 X FS 84 0-1 11 G1-3 12 1B 1B		C FS 88 F CU 75 S SL 86 0-3 ① K	B FS 88 S FF 99 F FS 91 B FF 98 B SL 87 X FF 97 3-2 ② F9		B FC 89 B FF 98 X FF 97 2-0 12 BB 1B		5	0	2	0	0	1	2
12 Francisco Lindor, S (1, 6) OBP: 0.363, SLG: 0.460	B FC 88 B FC 88 F FS 88 S FS 83 B FS 83 F FS 85 F FC 89 F SL 82 F FS 83 3-2 ③ X SI 89 F8		B CU 74 X FC 89 1-0 11 G1-3 1-2 1B		X CU 74 0-0 26 1B 11 1B 2-H 2B	C FF 99 S FS 91 B FF 99 S SL 90 1-3 ③ K		B FF 98 C FF 97 B CH 86 B FF 96 F FF 96 B FF 97 4-2 1-2 BB		4	1	2	1	1	1	0
26 Mike Napoli, R (1, 10) OBP: 0.327, SLG: 0.466		B FS 87 C SL 80 B FC 88 B SL 81 B SL 87 4-1 8 1B 20 1B BB	B SL 89 C FC 88 T FS 86 F SL 84 C SI 89 1-3 ① K		B SL 87 X SL 87 1-0 8 G3 11 1B 20 E 2-3 1B		C FF 98 B FS 92 B FF 99 B FF 98 F FF 99 B FF 98 4-2 8 FC3-6 BB	X SI 98 0-0 ③ F7		3	2	1	0	2	1	4
11 José Ramírez, S (1, 5) OBP: 0.352, SLG: 0.417		C FS 88 C FS 88 S FS 83 0-3 ① K	F FS 86 B SL 88 2 SAFE X FC 89 1-1 ② G1-3 1-2 2-3		X FS 83 0-0 8 G3 20 E 1-2 3-H 1B		X FF 99 0-0 ① F7		B FF 96 C FF 98 B CH 88 B FF 96 C FF 97 F FF 97 F FF 96 F FF 95 X FF 97 3-2 ① G3	5	1	1	1	0	1	4
8 Lonnie Chisenhall, L (1, 9) OBP: 0.345, SLG: 0.474		C CU 73 S FS 83 B SL 88 X CU 82 1-2 20 1B 1-2 1B	X SI 91 0-0 ③ L7		F SL 87 X FS 86 0-1 ② G3 1-2 2-3		F FF 98 X FS 88 0-1 ② FC3-6 20 WP 1-2f		B SL 88 X FF 98 1-0 ② F7	5	0	1	0	0	0	5
20 Rajai Davis, R (1, 7) OBP: 0.327, SLG: 0.433		X SL 81 0-0 10 S 1-3 2-H 1B		C FS 86 B SL 86 F FS 86 B SL 83 X SL 82 2-2 ① P6	F SL 82 F SL 88 X SL 82 0-2 E6 72 HR 2-H 3-H		B SL 87 B FF 97 B FF 98 C FF 98 B FF 98 4-1 1-2 BB		C FF 98 F FF 98 S FS 88 0-3 ③ K	4	1	1	1	1	1	0
72 Tyler Naquin, L (1, 8) OBP: 0.374, SLG: 0.591		X FF 89 0-0 ② P6		C FS 87 B FS 87 F SL 81 B SL 87 F FS 84 B FC 90 F FS 84 F FS 86 S CU 78 3-3 ② K	B FC 87 F FS 87 B SL 87 X CU 75 2-1 1-H HR		C FF 98 X FS 89 0-1 ③ G6-3			4	1	1	2	0	1	4
10 Yan Gomes, R (1, 2) OBP: 0.201, SLG: 0.315		C FC 89 D FS 84 B SL 85 B SL 84 B SL 85 4-1 1-2 BB		B SL 82 C FS 86 B SL 86 F SL 86 S SL 82 2-3 ③ K	F FF 100 B FF 98 B FF 99 X FF 99 2-1 ③ L6			F FF 98 X SL 86 0-1 ① F8		3	0	0	0	1	1	0
Inning Stats	R: 0 E: 0 K: 0 S: 12 H: 1 LOB: 0 BB: 0 P: 17	R: 1 E: 0 K: 1 S: 12 H: 2 LOB: 3 BB: 2 P: 23	R: 0 E: 0 K: 1 S: 10 H: 2 LOB: 2 BB: 0 P: 13	R: 0 E: 0 K: 2 S: 12 H: 0 LOB: 0 BB: 0 P: 19	R: 6 E: 1 K: 1 S: 17 H: 5 LOB: 0 BB: 0 P: 24	R: 0 E: 0 K: 1 S: 8 H: 0 LOB: 0 BB: 0 P: 14	R: 0 E: 0 K: 0 S: 8 H: 0 LOB: 2 BB: 2 P: 16	R: 0 E: 0 K: 1 S: 9 H: 1 LOB: 2 BB: 1 P: 15	R: 0 E: 0 K: 1 S: 10 H: 0 LOB: 0 BB: 0 P: 14	1B: 8 2B: 3 3B: 0 HR: 1 SF: 0 SAC: 0 DP: 1 HBP: 0						

PITCHER	IP	WLS	BF	H	R	ER	SO	BB	IBB	HBP	BLK	WP	HR	S	P	ERA	WHIP
19 Masahiro Tanaka, R (1, 1) ERA: 3.23	4.2		26	10	7	3	5	2	0	0	0	0	1	61	92	5.79	2.571
30 Nathan Eovaldi, R (5, 1) ERA: 5.18	4.1	W	17	1	0	0	3	3	0	0	0	1	0	37	63	0.00	0.923

PITCHER	IP	WLS	BF	H	R	ER	SO	BB	IBB	HBP	BLK	WP	HR	S	P	ERA	WHIP

BOTTOM

New York Yankees @ Cleveland Indians

Progressive Field, Cleveland, OH

Sun Jul 10 2016, 1:13 PM - 4:44 PM EDT

Att. 29,089 - Partly Cloudy - 75 F

livebaseballscorecards.com

AB	38
R	7
H	11
RBI	5
BB	5
SO	8
LOB	22

Cleveland Indians @ Minnesota Twins

Target Field, Minneapolis, MN

Fri Jul 15 2016, 7:14 PM - 10:05 PM CDT

Att. 27,074 - Partly Cloudy - 75 F

TOP

livebaseballscorecards.com

Batter	1	2	3	4	5	6	7	8	9	AB	R	H	RBI	BB	SO	LOB
41 Carlos Santana, S (1, 10) OBP: 0.349, SLG: 0.492	B FF 93 C FF 91 F CH 84 B SL 83 F CH 85 F FF 93 F FF 93 S CH 85 2-3 ① K		B FF 90 1 SAFE B FF 91 C FF 92 X CH 85 2-1 1-3 1B		C FF 91 F FF 90 B SL 84 B SL 83 C FF 93 2-3 ③ K		B SI 94 F SI 94 B SI 94 C SI 94 B CU 78 S CU 77 3-3 ② K		C SL 85 B SI 95 S SI 96 S SI 96 1-3 ③ K	5	0	1	0	0	4	0
22 Jason Kipnis, L (1, 4) OBP: 0.332, SLG: 0.470	B FF 93 C FF 92 C CH 86 S SL 84 1-3 ② K		C CH 85 S SL 84 X SL 83 0-2 ③ G4-3			X SL 78 0-0 ① F7	C SI 93 F CU 77 F CU 78 X CU 78 0-2 ③ G4-3			4	0	0	0	0	1	2
12 Francisco Lindor, S (1, 6) OBP: 0.365, SLG: 0.459	B FF 93 B FF 92 C FF 89 X SL 81 2-1 ③ G4-3			C SL 79 B CH 83 C SL 83 B FF 92 B SL 80 B FF 92 4-2 26 E 11 1B BB		C FF 90 B SL 83 F SI 82 B SL 83 B CH 85 X SL 82 3-2 26 1B 11 1B 1B		C FF 94 X FF 96 0-1 ① F7		3	2	1	0	1	0	0
26 Mike Napoli, R (1, 3)		C FF 91 B SL 81 S SL 83 B FF 92 X SL 81 2-2 ① 1B		1 SAFE 1 SAFE F SL 84 1 SAFE S FF 92 B SL 84 F SL 85 X FF 92 1-2 E5 11 1B 8 FC4-6 1-3		1 SAFE B FF 91 X SL 82 1-0 8 BB 11 1B 10 WP 1-2 1B		B FF 97 B FF 96 F FF 94 B FF 97 C SL 88 X SL 85 3-2 HR		4	3	3	1	0	0	1
11 José Ramírez, S (1, 5) OBP: 0.354, SLG: 0.418		B FF 90 F FF 91 F CH 84 X FF 93 1-2 ② F8		B FF 92 X CH 86 1-0 8 FC4-6 2-3 3-H 1B		C FF 92 D SL 82 F FF 92 D SL 84 X SL 85 2-2 10 WP 8 BB 10 FC5-2 1-2 2-H 1B		X SI 95 0-0 ② P6		4	0	2	2	0	0	0
8 Lonnie Chisenhall, L (1, 9) OBP: 0.348, SLG: 0.472		B FF 91 B SL 84 F FF 92 X SL 82 2-1 ③ G5-3		B FF 94 X FF 92 1-0 ① FC4-6 10 L3 1-2f 3-H		B FF 92 S FF 92 B FF 92 B FF 93 S CH 83 F FF 94 F CH 83 F CH 84 B FF 93 4-2 10 FC5-2 10 WP 1-2 2-3 BB		F FF 96 X SI 94 0-1 1B		3	0	1	1	1	0	1
10 Yan Gomes, R (1, 2) OBP: 0.198, SLG: 0.310			B FF 92 S SL 81 B FF 92 B SL 82 C FF 92 F SL 82 X FF 92 3-2 ① P4	B SL 84 F SL 81 1 SAFE F FF 93 D SL 84 F SL 84 B FF 94 X SL 84 3-2 ②③ L3 1-1		D CU 77 D FF 95 B SL 83 X FF 94 3-0 ② FC5-2 1-3 2-H 3-H		D SL 88 B SL 89 B SL 88 C FF 96 F FF 97 X FF 97 3-2 ③ G4-3		4	0	0	0	0	0	4
72 Tyler Naquin, L (1, 8) OBP: 0.371, SLG: 0.580			B FF 90 B CH 84 B FF 93 C FF 92 D FF 92 4-1 41 1B BB		C FF 90 S SL 80 F SL 82 T FF 93 0-2 ① K	S CU 75 C FF 95 S FF 95 0-3 ③ K			B SI 95 C SI 94 X SL 85 1-1 ① G4-3	3	0	0	0	1	2	2
20 Rajai Davis, R (1, 7) OBP: 0.322, SLG: 0.427			B FF 92 F FF 92 1 SAFE C SL 82 1 SAFE S SL 84 1-3 ② K		B SL 84 X FF 93 1-0 ② L9		B SI 93 F SI 92 F CU 78 X FF 94 1-2 ① L8		B SI 95 B SI 95 F SI 95 X SI 94 2-1 ② P6	4	0	0	0	0	1	1
Inning Stats	R: 0 E: 0 K: 2 S: 11 H: 0 LOB: 0 BB: 0 P: 16	R: 0 E: 0 K: 0 S: 8 H: 1 LOB: 0 BB: 0 P: 13	R: 0 E: 0 K: 1 S: 13 H: 1 LOB: 2 BB: 1 P: 23	R: 2 E: 1 K: 0 S: 12 H: 1 LOB: 0 BB: 1 P: 22	R: 0 E: 0 K: 2 S: 8 H: 0 LOB: 0 BB: 0 P: 11	R: 2 E: 0 K: 1 S: 17 H: 3 LOB: 2 BB: 1 P: 30	R: 0 E: 0 K: 1 S: 10 H: 0 LOB: 0 BB: 0 P: 14	R: 1 E: 0 K: 0 S: 11 H: 2 LOB: 1 BB: 0 P: 17	R: 0 E: 0 K: 1 S: 7 H: 0 LOB: 0 BB: 0 P: 11	1B: 7 2B: 1 3B: 0 HR: 1 SF: 0 SAC: 0 DP: 1 HBP: 0						

	AB	34
	R	5
	H	8
	RBI	4
	BB	3
	SO	8
	LOB	11

WP: 1 PA: 37
PB: 0
SB: 0
CS: 0

PITCHER		IP	WLS	BF	H	R	ER	SO	BB	IBB	HBP	BLK	WP	HR	S	P	ERA	WHIP
54 Ervin Santana, R ERA: 4.12	(1, 1)	5.1	L	23	6	4	3	5	2	0	0	0	0	0	60	99	5.06	1.500
65 Trevor May, R ERA: 5.34	(6, 1)	0.2		3	0	0	0	1	1	0	0	0	1	0	9	16	0.00	1.500
55 Taylor Rogers, L ERA: 2.83	(7, 1)	1.0		3	0	0	0	1	0	0	0	0	0	0	10	14	0.00	0.000
57 Ryan Pressly, R ERA: 3.99	(8, 1)	1.0		5	2	1	1	0	0	0	0	0	0	1	11	17	9.00	2.000
59 Michael Tonkin, R ERA: 3.92	(9, 1)	1.0		3	0	0	0	1	0	0	0	0	0	0	7	11	0.00	0.000

PITCHER		IP	WLS	BF	H	R	ER	SO	BB	IBB	HBP	BLK	WP	HR	S	P	ERA	WHIP

Batter	1	2	3	4	5	6	7	8	9	AB	R	H	RBI	BB	SO	LOB
9 Eduardo Núñez, R (1, 6) OBP: 0.343, SLG: 0.483	C FF 94 F FF 93 F CH 90 X FF 95 0-2 ① F9		B CH 89 C FF 94 F FF 96 B CU 85 X FF 96 2-2 ② G4-3		1 SAFE F FF 92 D CH 88 1 SAFE 1 SAFE 1 SAFE 1 SAFE 1 SAFE F FF 94 1-3 ③ K			B FC 93 S FC 94 F FC 95 S FC 94 1-3 ② K		4	0	0	0	0	2	1
7 Joe Mauer, L (1, 3) OBP: 0.371, SLG: 0.379	C FF 93 S CH 90 F FF 93 B CH 90 B CH 90 X FF 95 2-2 ② 2 WP 22 1B 2 SF8 1B		B CH 90 B SI 94 F SI 95 F CH 89 S CU 85 2-3 ③ K			C FF 91 B CU 84 X FF 93 1-1 ① F7		C SL 82 F FC 93 B FC 94 B SL 81 B FC 94 F FC 94 X FC 94 3-2 ③ G6-3		4	1	1	0	0	1	0
22 Miguel Sanó, R (1, 5) OBP: 0.349, SLG: 0.468	B FF 94 S CH 89 X FF 94 1-1 2 WP 1-2 1B			C FF 94 B CU 84 B SL 88 X SI 94 2-1 ① G4-3		S SL 87 B CH 89 B CU 84 X FF 94 2-1 ② F9			B FF 95 B FF 95 C FF 95 S FF 96 F FF 96 B KC 86 C FF 96 3-3 ① K	4	0	1	0	0	1	0
2 Brian Dozier, R (1, 4) OBP: 0.334, SLG: 0.459	B FF 93 C SL 87 S CH 88 B CH 91 X CH 90 2-2 ② SF8 1-2 2-H			X FF 94 0-0 HR		C CH 90 S CH 90 B CH 90 B SL 86 X CH 91 2-2 ③ G4-3			B KC 85 B FF 95 C FF 96 S FF 96 B FF 96 T FF 96 3-2 ② K	3	1	1	2	0	1	0
26 Max Kepler, L (1, 9) OBP: 0.311, SLG: 0.469	X FF 94 0-0 ③ F7			C FF 94 F FF 94 B CH 90 B CH 90 B FF 93 X CH 90 3-2 ② F7			B FF 92 X FF 92 1-0 ① F7		C FF 95 X FF 96 0-1 ③ G4-3	4	0	0	0	0	0	1
19 Kennys Vargas, S (1, 10) OBP: 0.538, SLG: 1.100		B FF 92 C FF 92 C CU 82 F FF 94 S CH 89 1-3 ① K		B SL 84 B FF 93 B CH 88 C FF 92 X FF 93 3-1 ③ F7			C CH 88 X FF 93 0-1 ② P6			3	0	0	0	0	1	0
36 Robbie Grossman, S (1, 7) OBP: 0.424, SLG: 0.472		B FF 92 B CH 88 C FF 92 S FF 93 X CH 88 2-2 ② P5			S CU 82 S CH 88 B CU 83 B FF 91 B FF 91 B FF 96 4-2 8 F9 BB		S FF 93 C FF 93 B FF 95 X CH 89 1-2 2B			2	0	1	0	1	0	0
8 Kurt Suzuki, R (1, 2) OBP: 0.327, SLG: 0.440		X FF 93 0-0 ③ F9			B CH 90 F FF 94 C FF 94 F CH 89 B CU 82 F FF 95 F CH 89 B SI 93 1 SAFE 3-2 ① ② F9 1-2		B CU 83 B SI 92 C SI 92 X CU 84 2-1 ③ G5-3			3	0	0	0	0	0	2
25 Byron Buxton, R (1, 8) OBP: 0.255, SLG: 0.359			F SI 91 B CU 84 X SI 92 1-1 ① G6-3		H CU 81 1-0 HBP			B FC 93 F FC 92 S FC 93 F SL 81 S FC 94 1-3 ① K		2	0	0	0	0	1	0
Inning Stats	R: 1 H: 2 E: 0 LOB: 1 K: 0 BB: 0 S: 14 P: 19	R: 0 H: 0 E: 0 LOB: 0 K: 1 BB: 0 S: 8 P: 11	R: 0 H: 0 E: 0 LOB: 0 K: 1 BB: 0 S: 8 P: 13	R: 1 H: 1 E: 0 LOB: 0 K: 0 BB: 0 S: 8 P: 16	R: 0 H: 0 E: 0 LOB: 1 K: 1 BB: 1 S: 13 P: 22	R: 0 H: 0 E: 0 LOB: 0 K: 0 BB: 0 S: 7 P: 12	R: 0 H: 1 E: 0 LOB: 1 K: 0 BB: 0 S: 8 P: 12	R: 0 H: 0 E: 0 LOB: 0 K: 2 BB: 0 S: 11 P: 16	R: 0 H: 0 E: 0 LOB: 0 K: 2 BB: 0 S: 9 P: 15	1B: 2 SF: 1 2B: 1 SAC: 0 3B: 0 DP: 0 HR: 1 HBP: 1					WP: 1 PA: 32 PB: 0 SB: 0 CS: 0	

BOTTOM

Cleveland Indians @ Minnesota Twins

Target Field, Minneapolis, MN

Fri Jul 15 2016, 7:14 PM - 10:05 PM CDT

Att. 27,074 - Partly Cloudy - 75 F

livebaseballscorecards.com

AB	29
R	2
H	4
RBI	2
BB	1
SO	7
LOB	4

PITCHER		IP	WLS	BF	H	R	ER	SO	BB	IBB	HBP	BLK	WP	HR	S	P	ERA	WHIP
59 Carlos Carrasco, R ERA: 2.49	(1, 1)	6.2	W	25	4	2	2	3	1	0	1	0	1	1	64	101	2.70	0.750
53 Jeff Manship, R ERA: 2.03	(7, 1)	0.1	H	1	0	0	0	0	0	0	0	0	0	0	2	4	0.00	0.000
27 Bryan Shaw, R ERA: 3.93	(8, 1)	1.0	H	3	0	0	0	2	0	0	0	0	0	0	11	16	0.00	0.000
37 Cody Allen, R ERA: 2.72	(9, 1)	1.0	S	3	0	0	0	2	0	0	0	0	0	0	9	15	0.00	0.000

PITCHER	IP	WLS	BF	H	R	ER	SO	BB	IBB	HBP	BLK	WP	HR	S	P	ERA	WHIP

Batter	1	2	3	4	5	6	7	8	9	10	11	AB	R	H	RBI	BB	SO	LOB
41 Carlos Santana, S (1, 3) OBP: 0.352, SLG: 0.497	C FF 88 B FF 87 B CH 81 C FF 90 X KC 81 2-2 26 BB, 22 BB, 11 SF8 1B		C FF 90 B FF 88 X SI 90 1-1 ① G4-3		S KC 82 F KC 80 D KC 83 B FF 88 F KC 81 X KC 78 2-2 2-H 3-H 2B		C CU 76 X SI 92 0-1 26 WP, 22 1B 2-3 1B		B SI 94 C SI 93 B CH 89 B SI 93 X SI 94 3-1 ② F7			5	1	3	2	0	0	0
22 Jason Kipnis, L (1, 4) OBP: 0.335, SLG: 0.470	B SI 88 D SI 90 B SI 90 C FF 90 B SI 91 4-1 26 BB 1-2 BB		B SI 90 C KC 79 C KC 80 F KC 81 B FF 91 X FF 91 2-2 12 G6-4-3 1B		C SI 90 F CH 79 C SI 90 0-3 ② K		B CU 77 B CU 76 C SI 93 X SI 92 2-1 26 WP 1-2 3-H 1B		C SI 93 F CH 88 F SI 94 T CH 89 0-2 ③ K			4	0	2	1	1	2	1
12 Francisco Lindor, S (1, 6) OBP: 0.360, SLG: 0.452	L KC 78 X KC 79 0-1 ① L9		1 SAFE X SI 88 0-0 ②③ G6-4-3 1-2f		S KC 78 S FF 90 D KC 80 D KC 81 C FF 88 2-3 ③ K		C SI 93 F CU 78 B CU 76 F SI 95 F FF 93 S CU 77 1-3 ② K			X FF 93 0-0 ① G6-3		5	0	0	0	0	2	6
26 Mike Napoli, R (1, 10) OBP: 0.335, SLG: 0.478	C FF 88 F KC 77 B FF 90 F CH 80 B KC 83 B FF 90 2 SAFE D KC 81 4-2 1-2 2-3 BB	C FF 90 C SI 89 B FF 90 F CH 82 F SI 90 X KC 81 1-2 ① G6-3		B KC 78 B SI 90 B SI 90 B FF 90 4-0 11 G4-3, 11 WP BB	B SI 90 F CU 79 S CU 78 B SI 93 X CU 78 2-2 ③ F8 1-2 2-3				C FF 93 B FF 93 B SL 86 X SL 88 2-1 11 WP 1B		3	0	1	0	2	0	2
11 José Ramírez, S (1, 7) OBP: 0.352, SLG: 0.414	F CH 81 X FF 89 0-1 ② SF8 3-H	C KC 79 B KC 79 X SI 91 1-1 ② G3-1		B SI 90 C KC 80 B KC 78 X SI 90 2-1 ① G4-3 1-3		B SI 90 X CH 71 1-0 ① F8		B SI 90 S SL 89 B SI 93 F SI 93 B CU 82 F CU 82 F CU 82 F CU 83 B CU 82 4-2 20 G6-4-3 1-2 BB		3	0	0	1	1	0	1
8 Lonnie Chisenhall, L (1, 9) OBP: 0.343, SLG: 0.465 20 Rajai Davis, R (8, PH) OBP: 0.320, SLG: 0.423 (8, 8)	C FF 91 X SI 91 0-1 ③ G6-3	F CH 82 X SI 93 0-1 ③ G6-3		X CH 81 0-0 ② F8		X KC 76 0-0 E5		S SL 89 B SL 88 S FF 95 X FF 96 1-2 ②③ G6-4-3 1-2f		3 2	0 0	0 0	0 0	0 0	0 0	3 2
4 Juan Uribe, R (1, 5) OBP: 0.271, SLG: 0.356		B FF 90 C FF 90 B SI 89 F KC 77 B KC 82 X SI 91 3-2 ① G5-3	X KC 76 0-0 38 SH5-3, 72 1B, 41 2B 1B	B FF 91 B KC 79 X KC 81 2-0 ③ G6-3		C SI 89 B SI 90 1 SAFE B SI 90 B SI 89 X KC 73 3-1 ② F7		C SI 94 X SI 82 0-1 ① P6	5	1	1	0	0	0	2
72 Tyler Naquin, L (1, 8) OBP: 0.376, SLG: 0.588 9 Erik González, R (8, PH) (8, 9) 35 Abraham Almonte, S (11, PH) OBP: 0.125, SLG: 0.250 (11, 9)		F FF 92 S SI 92 B FF 92 X KC 82 1-2 ② G5-3	B SI 89 1 SAFE X CH 80 1-0 38 SH5-3, 41 2B 1-2 1B	F SI 90 B FF 89 C KC 79 X KC 79 1-2 41 1B, 22 1B 2B	C CH 72 F CH 78 B SI 95 1 SAFE B SI 93 S FF 94 2-3 ③ K		B SL 82 C SL 82 F SI 94 X SI 94 1-2 ② G5-3	3 1 1	2 0 0	2 0 0	0 0 0	0 0 0	0 1 0	0 1 0
38 Chris Gimenez, R (1, 2) OBP: 0.225, SLG: 0.265 10 Yan Gomes, R (9, PH) OBP: 0.196, SLG: 0.308 (9, 2)		C KC 79 S KC 79 X FF 92 0-2 ③ F9	L KC 77 B FF 89 X FF 89 1-1 ① SH5-3 1-2 2-3		C KC 74 D KC 78 L SI 88 X KC 80 1-2 ① G5-3		B SI 93 B SI 92 F SI 93 C SI 93 S SI 94 X SI 94 3-2 ① F9		F FF 93 X CU 76 0-1 ③ F9	2 2	0 0	0 0	0 0	0 0	0 0	1 0
Inning Stats	R: 1 H: 1 E: 0 LOB: 2 K: 0 BB: 2 S: 13 P: 23	R: 0 H: 0 E: 0 LOB: 0 K: 0 BB: 0 S: 9 P: 13	R: 0 H: 1 E: 0 LOB: 0 K: 0 BB: 0 S: 7 P: 10	R: 0 H: 0 E: 0 LOB: 0 K: 0 BB: 0 S: 9 P: 11	R: 2 H: 3 E: 0 LOB: 1 K: 2 BB: 0 S: 14 P: 20	R: 0 H: 0 E: 0 LOB: 1 K: 0 BB: 1 S: 4 P: 12	R: 1 H: 3 E: 0 LOB: 2 K: 1 BB: 0 S: 18 P: 25	R: 0 H: 0 E: 1 LOB: 1 K: 1 BB: 0 S: 7 P: 13	R: 0 H: 0 E: 0 LOB: 0 K: 1 BB: 0 S: 9 P: 15	R: 0 H: 1 E: 0 LOB: 1 K: 0 BB: 1 S: 11 P: 18	R: 0 H: 0 E: 0 LOB: 0 K: 0 BB: 0 S: 7 P: 8	1B: 7 SF: 1 2B: 2 SAC: 1 3B: 0 DP: 2 HR: 0 HBP: 0						

PITCHER		IP	WLS	BF	H	R	ER	SO	BB	IBB	HBP	BLK	WP	HR	S	P	ERA	WHIP
56 Tyler Duffey, R ERA: 5.23	(1, 1)	6.1		27	6	4	4	2	3	0	0	0	1	0	62	97	5.68	1.421
55 Taylor Rogers, L ERA: 2.76	(7, 1)	0.2		4	2	0	0	1	0	0	0	0	1	0	12	17	0.00	3.000
58 Fernando Abad, L ERA: 2.73	(8, 1)	1.0		4	0	0	0	1	0	0	0	0	0	0	7	13	0.00	0.000
27 Brandon Kintzler, R ERA: 2.33	(9, 1)	1.0		3	0	0	0	1	0	0	0	0	0	0	9	15	0.00	0.000
57 Ryan Pressly, R ERA: 3.91	(10, 1)	1.0		4	1	0	0	0	1	0	0	0	1	0	11	18	0.00	2.000
59 Michael Tonkin, R ERA: 3.86	(11, 1)	0.2		2	0	0	0	0	0	0	0	0	0	0	5	6	0.00	0.000
65 Trevor May, R ERA: 5.28	(11, 1)	0.1	W	1	0	0	0	0	0	0	0	0	0	0	2	2	0.00	0.000

TOP

Cleveland Indians @ Minnesota Twins

Target Field, Minneapolis, MN

Sat Jul 16 2016, 6:40 PM - 12:36 AM CDT

Att. 29,447 - Partly Cloudy - 78 F

livebaseballscorecards.com

AB	39
R	4
H	9
RBI	4
BB	4
SO	5
LOB	19

WP: 3 PA: 45
PB: 0
SB: 0
CS: 0

Batter	1	2	3	4	5	6	7	8	9	10	11	AB	R	H	RBI	BB	SO	LOB
9 Eduardo Núñez, R (1, 6) OBP: 0.343, SLG: 0.480	B FF 90 X FF 91 1-0 G3		B FC 88 X SI 93 1-0 2 SF8 7 BB 1-3 1B	C FF 95 X FC 89 0-1 G3 1-2			C KC 74 C SI 91 F KC 78 B KC 79 F SI 96 F KC 78 X FC 91 1-2 22 FC3 7 BB 22 E 1B	C FC 94 X SL 82 0-1 G5-3			S FF 94 X FF 95 0-1 G6-3	6	1	2	0	0	0	2
7 Joe Mauer, L (1, 3) OBP: 0.373, SLG: 0.375	C FF 91 C CH 87 B SI 93 B KC 78 F FF 94 B FC 91 X SI 94 3-2 G4-3		B KC 75 B FC 89 B CH 87 C FF 94 B FF 94 4-1 1-2 BB		B FF 92 B FF 93 C FF 92 X SI 92 2-1 F7		B FC 90 C FF 94 B CH 88 B SI 93 B FF 94 4-1 22 E 2 1B 1-2 BB	C SL 81 X FC 94 0-1 G6-3			B FF 94 B FF 94 F FF 93 B FF 94 B SI 93 4-1 22 2B 26 E BB	3	2	0	0	3	0	0
22 Miguel Sanó, R (1, 5) OBP: 0.345, SLG: 0.465	C KC 76 X FC 91 0-1 E4		B FC 90 F FF 95 B CH 89 S FC 89 C KC 78 2-3 K		C KC 77 S KC 77 S KC 80 0-3 K		S CU 85 B CU 84 S CU 84 X SI 92 1-2 FC3 26 G3-1 2 1B 1-2 2-H		B FC 94 B FC 93 B FC 93 C FC 93 S FC 92 F FC 94 S FC 94 3-3 K		B SI 94 C FF 94 D SL 86 F SL 87 F FF 95 X FF 95 2-2 26 E 1-3 2B	6	0	1	0	0	3	4
2 Brian Dozier, R (1, 4) OBP: 0.334, SLG: 0.456	C FC 90 C FC 88 B SI 95 F KC 77 X SI 94 1-2 L4		B FC 89 X FF 95 1-0 SF8 2-3 3-H		B CH 90 B FF 95 C CH 88 B KC 76 X SI 94 3-1 F8		C CU 85 S CU 85 X CU 84 0-2 26 G3-1 1-2 2-H 1B		C FC 94 F FC 94 B FC 92 X FC 94 1-2 G4-3		I IN 79 I IN 79 I IN 77 I IN 78 4-0 26 E IBB	4	0	1	2	1	0	1
26 Max Kepler, L (1, 9) OBP: 0.306, SLG: 0.464		C KC 75 B KC 77 B FF 93 X SI 92 2-1 L7	C FF 95 B KC 77 F KC 78 S KC 81 1-3 K			B FC 86 C KC 75 B FF 93 F CH 88 F SI 93 F KC 78 X FC 90 2-2 P3	B SI 90 C SI 90 F SI 91 F FF 93 X CH 84 1-2 G3-1 1-2 2-3		B FC 93 B FC 94 B FC 92 C FC 92 X FC 93 3-1 2B		D SI 93 F FF 95 D SI 93 X SI 94 2-1 E2 1-2 2-3 3-H	6	0	1	0	0	1	6
19 Kennys Vargas, S (1, 10) OBP: 0.516, SLG: 1.000		B FF 92 X KC 75 1-0 20 F9 2B		B FF 94 C KC 76 B FF 93 F CH 89 X SI 94 2-2 20 2B 25 FC4-2 1B		C KC 77 C SI 93 S KC 81 0-3 K	F SI 93 F FF 92 B FF 93 B SI 93 S CH 86 2-3 K		X FC 92 0-0 P3			5	0	2	0	0	2	3
20 Eddie Rosario, L (1, 7) OBP: 0.263, SLG: 0.393		C FF 92 B FF 93 C KC 76 X SI 93 1-2 F9 2-3		X SI 94 0-0 25 FC4-2 1-3 2B		B KC 77 B KC 77 S CH 88 B KC 77 S CH 88 X CH 89 3-2 37 2B 1B	B SI 92 B CH 85 I IN 74 I IN 73 4-0 IBB				F FF 94 C KC 84 B KC 83 X KC 84 1-2 G3	4	1	2	0	1	0	1
37 Juan Centeno, L (1, 2) OBP: 0.275, SLG: 0.360 5 Eduardo Escobar, S (7, PH) OBP: 0.284, SLG: 0.370 8 Kurt Suzuki, R (8, 2) OBP: 0.326, SLG: 0.438		D FF 94 B FC 91 X CH 88 2-0 G3		F FC 91 S CH 89 S KC 79 0-3 K2-3		C FF 93 B FC 89 X FF 94 1-1 1-H 2B	C FF 92 B CH 85 F CH 85 S FF 93 1-3 K				B FF 93 S FF 94 F FF 95 B FF 94 F FF 95 F KC 84 F KC 83 S FF 94 2-3 K	3 1 1	0 0 0	1 0 0	1 0 0	0 0 0	1 1 1	3 3 0
25 Byron Buxton, R (1, 8) OBP: 0.253, SLG: 0.350			M FC 88 B FF 93 B CH 88 S CH 88 B KC 78 B SI 94 4-2 9 1B 2 SF8 BB	B CH 89 T FC 89 F FF 94 D KC 80 F KC 80 X SI 95 2-2 FC4-2 9 S 2-3 3-H		C FF 93 C KC 77 S KC 79 0-3 K	S FC 93 S SL 81 B SL 82 S FC 93 1-3 K				S FF 94 S FF 94 C FF 94 0-3 K	4	1	0	0	1	3	3
Inning Stats	R: 0 E: 1 K: 0 S: 11 H: 0 LOB: 1 BB: 0 P: 16	R: 0 E: 0 K: 0 S: 7 H: 1 LOB: 1 BB: 0 P: 13	R: 1 E: 0 K: 2 S: 11 H: 1 LOB: 2 BB: 2 P: 24	R: 0 E: 0 K: 1 S: 13 H: 2 LOB: 2 BB: 0 P: 17	R: 0 E: 0 K: 1 S: 7 H: 0 LOB: 0 BB: 0 P: 12	R: 1 E: 0 K: 2 S: 16 H: 2 LOB: 1 BB: 0 P: 22	R: 2 E: 1 K: 2 S: 23 H: 2 LOB: 3 BB: 2 P: 37	R: 0 E: 0 K: 1 S: 7 H: 0 LOB: 0 BB: 0 P: 8	R: 0 E: 0 K: 1 S: 10 H: 1 LOB: 1 BB: 0 P: 17	R: 0 E: 0 K: 2 S: 12 H: 0 LOB: 0 BB: 0 P: 15	R: 1 E: 1 K: 0 S: 9 H: 1 LOB: 3 BB: 2 P: 21	1B: 5 2B: 5 3B: 0 HR: 0	SF: 1 SAC: 0 DP: 0 HBP: 0	WP: 0 PB: 0 SB: 1 CS: 0	PA: 50			

PITCHER		IP	WLS	BF	H	R	ER	SO	BB	IBB	HBP	BLK	WP	HR	S	P	ERA	WHIP
47 Trevor Bauer, R ERA: 3.36	(1, 1)	6.0		29	7	4	3	6	3	0	0	0	0	0	72	116	4.50	1.667
53 Jeff Manship, R ERA: 2.03	(7, 1)	0.0	B	2	1	0	0	0	0	0	0	0	0	0	6	7	∞	∞
61 Dan Otero, R ERA: 1.24	(7, 1)	1.0		4	0	0	0	2	0	1	0	0	0	0	10	18	0.00	0.000
27 Bryan Shaw, R ERA: 3.72	(8, 1)	2.0		7	1	0	0	2	0	0	0	0	0	0	17	25	0.00	0.500
37 Cody Allen, R ERA: 2.66	(10, 1)	1.0		3	0	0	0	2	0	0	0	0	0	0	12	15	0.00	0.000

PITCHER		IP	WLS	BF	H	R	ER	SO	BB	IBB	HBP	BLK	WP	HR	S	P	ERA	WHIP
65 Joe Colón, R ERA: 2.45	(11, 1)	0.1	L	5	1	1	0	0	1	1	0	0	0	0	9	21	0.00	6.000

BOTTOM

Cleveland Indians @ Minnesota Twins

Target Field, Minneapolis, MN

Sat Jul 16 2016, 6:40 PM - 12:36 AM CDT

Att. 29,447 - Partly Cloudy - 78 F

livebaseballscorecards.com

AB	43
R	5
H	10
RBI	3
BB	6
SO	12
LOB	26

Cleveland Indians @ Minnesota Twins

Target Field, Minneapolis, MN

Sun Jul 17 2016, 1:41 PM - 4:26 PM CDT

Att. 25,692 - Partly Cloudy - 81 F

livebaseballscorecards.com

Batter	1	2	3	4	5	6	7	8	9	AB	R	H	RBI	BB	SO	LOB
41 Carlos Santana, S (1, 10) OBP: 0.350, SLG: 0.493	C FF 92 B SI 91 S SI 90 X SI 91 1-2 ① F7		B FF 92 C SI 92 B SL 84 X CH 86 2-1 ② G3 2-3		B CH 84 X CH 83 1-0 22 1B / 12 1B 1B	F SI 93 B SI 91 S SL 84 B FF 92 X CH 85 2-2 ③ P5			C FF 91 B FF 92 B SL 85 B FF 92 F FF 92 X FF 92 3-2 ① G4-3	5	1	1	0	0	0	2
22 Jason Kipnis, L (1, 4) OBP: 0.341, SLG: 0.482 9 Erik González, R (9, 5)	C FF 92 X CH 84 0-1 12 G4-6-3 1B		B CH 85 B CH 85 C SL 83 C FF 92 D SL 86 D CH 86 4-2 12 S BB		C FF 92 X CU 82 0-1 12 1B 1B 1-2		B FF 92 C FF 92 B SL 85 B SL 86 S FF 92 X FF 92 3-2 ① F7		T FF 93 F FF 93 F SL 85 B SL 85 F FF 92 F SL 87 B FF 92 X FF 93 2-2 HR	4 0	1 0	3 0	1 0	1 0	0 0	0 0
12 Francisco Lindor, S (1, 6) OBP: 0.360, SLG: 0.450	1 SAFE D FF 92 L SI 88 B SI 90 B CH 83 X SI 92 3-1 ②③ G4-6-3 1-2f		C SL 84 B FF 93 C FF 94 X FF 93 1-2 ③ G1-3 1-2		X CH 84 0-0 1B 1-2 2-H		B FF 92 B SL 86 B FF 92 C FF 93 B FF 93 4-1 26 CS BB		T FF 94 F FF 94 F FF 94 B SL 87 F SL 88 X SL 86 1-2 ② P4	4	0	1	1	1	0	3
26 Mike Napoli, R (1, 3) OBP: 0.333, SLG: 0.483		X FF 91 0-0 HR	C CU 82 B FF 91 B CH 83 X SL 84 2-1 ① L5		C FF 93 B SI 92 X FF 92 1-1 ③ G1-3		F SL 86 1 SAFE P PO 89 X SL 87 1-1 ②③ F8 1-2		C FF 93 B SL 87 S FF 94 X FF 94 1-2 ③ F9	5	1	1	1	0	0	3
11 José Ramírez, S (1, 5) OBP: 0.351, SLG: 0.415 (9, 4)		C FF 92 C FF 91 S SL 84 0-3 ① K	B CH 85 F SI 91 B FF 91 X CH 85 2-1 ② L7			B SI 90 C SL 83 B FF 91 C FF 90 B FF 91 F CU 83 X FF 91 3-2 ① G3		B FF 92 B FF 92 C FF 92 X FF 92 2-1 72 CS 2B		4	0	1	0	0	1	0
8 Lonnie Chisenhall, L (1, 9) OBP: 0.346, SLG: 0.466		C CH 83 F SI 92 X CH 83 0-2 ② G1-3	C SL 83 X CH 84 0-1 72 S 1B			C FF 93 X FF 93 0-1 72 FC6-4 1B		X FF 93 0-0 ① B5		4	0	2	0	0	0	1
72 Tyler Naquin, L (1, 8) OBP: 0.373, SLG: 0.598		C CH 83 S FF 92 F SL 84 B FF 92 C SI 92 1-3 ③ K	1 SAFE T FF 91 S SL 84 1 SAFE B FF 90 S SL 84 1-3 ③ K 1-2			1 SAFE 1 SAFE C SI 91 B FF 92 1 SAFE B FF 92 1 SAFE F SI 92 X CH 83 2-2 ② FC6-4 35 2B / 38 1B 1-2f		C FF 93 T SL 86 F FF 94 X SL 86 0-2 ② HR 2-3	4	2	1	1	0	2	2
35 Abraham Almonte, S (1, 7) OBP: 0.200, SLG: 0.316			F CH 83 C SL 83 B FF 91 B SL 83 B SI 92 S CH 83 3-3 ① K		X SL 83 0-0 ① G6-3	B SI 92 B SI 91 1 SAFE F CH 83 1 SAFE B SI 90 F SI 91 X SI 92 3-2 38 1B / 1-3 2B		B SL 86 B SL 86 F FF 92 F FF 93 B SL 86 B SL 88 4-2 38 FC6-4 BB		3	1	1	0	1	1	0
10 Yan Gomes, R (1, 2) OBP: 0.198, SLG: 0.313 38 Chris Gimenez, R (5, 2) OBP: 0.231, SLG: 0.271			B SL 85 X SL 85 1-0 41 G3 2B		C CU 83 S FF 92 X SL 86 0-2 ② G5-3	X SL 85 0-0 2-H 3-H 1B		C SL 87 S SL 85 X SL 87 0-2 ③ FC6-4 1-2f		2 2	0 0	1 1	0 2	0 0	0 0	0 1
Inning Stats	R: 0 E: 0 K: 0 S: 7 H: 1 LOB: 0 BB: 0 P: 11	R: 1 E: 0 K: 2 S: 11 H: 1 LOB: 0 BB: 0 P: 12	R: 0 E: 0 K: 1 S: 11 H: 1 LOB: 2 BB: 1 P: 22	R: 0 E: 0 K: 1 S: 9 H: 1 LOB: 0 BB: 0 P: 14	R: 1 E: 0 K: 0 S: 10 H: 3 LOB: 2 BB: 0 P: 12	R: 2 E: 0 K: 0 S: 16 H: 3 LOB: 1 BB: 0 P: 26	R: 0 E: 0 K: 0 S: 7 H: 0 LOB: 0 BB: 1 P: 14	R: 1 E: 0 K: 0 S: 12 H: 2 LOB: 1 BB: 1 P: 18	R: 1 E: 0 K: 0 S: 17 H: 1 LOB: 0 BB: 0 P: 24	1B: 7 2B: 3 3B: 0 HR: 3 SF: 0 SAC: 0 DP: 1 HBP: 0						

TOP

AB	37
R	6
H	13
RBI	6
BB	3
SO	4
LOB	12

WP: 0 PA: 40
PB: 0
SB: 2
CS: 2

PITCHER		IP	WLS	BF	H	R	ER	SO	BB	IBB	HBP	BLK	WP	HR	S	P	ERA	WHIP
44 Kyle Gibson, R ERA: 5.12	(1, 1)	6.0	L	28	10	4	4	4	1	0	0	0	0	1	64	97	6.00	1.833
50 Neil Ramírez, R ERA: 6.0	(7, 1)	3.0		12	3	2	2	0	2	0	0	0	0	2	36	56	6.00	1.667

PITCHER	IP	WLS	BF	H	R	ER	SO	BB	IBB	HBP	BLK	WP	HR	S	P	ERA	WHIP

Cleveland Indians @ Minnesota Twins

Target Field, Minneapolis, MN

Sun Jul 17 2016, 1:41 PM - 4:26 PM CDT

Att. 25,692 - Partly Cloudy - 81 F

livebaseballscorecards.com

Batter	1	2	3	4	5	6	7	8	9	AB	R	H	RBI	BB	SO	LOB
9 Eduardo Núñez, R (1, 5) OBP: 0.339, SLG: 0.474	C FF 87 X CU 76 0-1 G6-3 ①	C FC 87 X FF 87 0-1 FC4-6 ③ 1-2f			C CU 76 S FF 89 B CU 76 F FC 85 X FF 88 1-2 L5 ②		B FC 85 F CH 82 B FC 83 C CU 74 B CU 75 F FF 88 X FC 85 3-2 F7 ③			4	0	0	0	0	0	2
36 Robbie Grossman, S (1, 10) OBP: 0.421, SLG: 0.463	B SI 88 B FC 87 X SI 87 2-0 G3-1 ②		C CU 74 B FC 86 B CH 85 B FC 87 B FF 87 4-1 2 F8 19 G1-3 BB		B CH 83 C FC 85 B FF 88 S CU 74 B FF 88 X FC 86 3-2 F8 ③			C FC 85 B FF 86 B FC 86 F FC 84 F FF 88 B CU 76 F FC 86 C FC 86 3-3 K ①		3	0	0	0	1	1	0
19 Kennys Vargas, S (1, 3) OBP: 0.486, SLG: 0.897	C FF 87 X CH 84 0-1 2 1B 1B		C FC 85 1 SAFE 1 SAFE S FC 86 B FF 88 1 SAFE B FC 86 X CU 76 2-2 G1-3 ① 1-2			B FF 86 B CH 80 C FC 83 F FF 86 C CU 75 2-3 K ①		B CH 82 C FC 85 F FF 87 T FC 85 1-2 K ②		4	0	1	0	0	2	1
2 Brian Dozier, R (1, 4) OBP: 0.336, SLG: 0.460	C SI 87 B FC 86 X FC 87 1-1 1-2 1B		C FC 85 X CH 85 0-1 F8 ② 2-3			C FC 85 X FF 88 0-1 F9 ②		C CU 75 F FC 85 F FF 87 X CU 76 0-2 2B		4	0	2	0	0	0	1
26 Max Kepler, L (1, 9) OBP: 0.305, SLG: 0.478	B FF 88 X SI 87 1-0 L8 ③		B FC 86 C FF 88 F FC 86 F FC 87 B FF 89 F FC 86 X CU 76 2-2 G4-3 ③			C FF 88 X FF 87 0-1 HR		B FF 98 B FF 98 C FF 98 S FF 98 S FF 98 2-3 K ③		4	1	1	1	0	1	4
20 Eddie Rosario, L (1, 7) OBP: 0.263, SLG: 0.390		B FC 86 B FF 86 F FF 88 F FC 87 X FC 88 2-2 G6-3 ①		C FF 87 F CU 76 X FF 88 0-2 L8 ①		S CH 82 F FC 87 B CU 76 X FC 86 1-2 1B			C SL 86 B FF 97 B SL 87 X FF 97 2-1 L8 ①	4	0	1	0	0	0	0
5 Eduardo Escobar, S (1, 6) OBP: 0.284, SLG: 0.368		X FC 86 0-0 8 HBP 1B		C FF 88 F CH 84 B FC 86 C CU 77 1-3 K ②		1 SAFE F FC 85 X CU 74 0-1 P6 ③			C FF 97 T FF 96 X FF 97 0-2 G3 ②	4	0	1	0	0	1	1
8 Kurt Suzuki, R (1, 2) OBP: 0.324, SLG: 0.431		1 SAFE C FF 87 H FF 89 1-1 9 FC4-6 1-2 HBP		C FC 87 X CU 77 0-1 F9 ③			B FC 84 X FC 84 1-0 G5-3 ①		B FF 98 B FF 96 C FF 96 X FF 96 2-1 G6-3 ③	3	0	0	0	0	0	0
39 Danny Santana, S (1, 8) OBP: 0.286, SLG: 0.351		X FF 88 0-0 L7 ②			C FC 85 B FF 88 B CU 75 X FC 84 2-1 G4-3 ①		X CU 74 0-0 G3 ②			3	0	0	0	0	0	2
Inning Stats	R: 0 E: 0 K: 0 S: 8 H: 2 LOB: 2 BB: 0 P: 12	R: 0 E: 0 K: 0 S: 8 H: 1 LOB: 2 BB: 0 P: 11	R: 0 E: 0 K: 0 S: 11 H: 0 LOB: 1 BB: 1 P: 19	R: 0 E: 0 K: 1 S: 8 H: 0 LOB: 0 BB: 0 P: 9	R: 0 E: 0 K: 0 S: 9 H: 0 LOB: 0 BB: 0 P: 15	R: 1 E: 0 K: 1 S: 12 H: 2 LOB: 1 BB: 0 P: 15	R: 0 E: 0 K: 0 S: 6 H: 0 LOB: 0 BB: 0 P: 10	R: 0 E: 0 K: 3 S: 15 H: 1 LOB: 1 BB: 0 P: 21	R: 0 E: 0 K: 0 S: 7 H: 0 LOB: 0 BB: 0 P: 11	1B: 4 2B: 1 3B: 0 HR: 1 SF: 0 SAC: 0 DP: 0 HBP: 1							WP: 0 PB: 0 SB: 0 CS: 0 PA: 35

PITCHER	IP	WLS	BF	H	R	ER	SO	BB	IBB	HBP	BLK	WP	HR	S	P	ERA	WHIP
43 Josh Tomlin, R (1, 1) ERA: 3.34	7.2	W	31	6	1	1	4	1	0	1	0	0	1	74	107	1.17	0.913
49 Austin Adams, R (8, 1) ERA: 3.86	1.1		4	0	0	0	1	0	0	0	0	0	0	10	16	0.00	0.000

PITCHER	IP	WLS	BF	H	R	ER	SO	BB	IBB	HBP	BLK	WP	HR	S	P	ERA	WHIP

AB	33
R	1
H	6
RBI	1
BB	1
SO	5
LOB	11

Batter	1	2	3	4	5	6	7	8	9	AB	R	H	RBI	BB	SO	LOB
41 Carlos Santana, S (1, 10) OBP: 0.349, SLG: 0.488	C SI 92 S KC 79 C SI 93 0-3 ① K		C SI 94 S KC 80 D KC 82 B KC 82 F KC 81 F SI 95 X SI 94 2-2 ① F7		B KC 80 C KC 77 S KC 80 B SI 93 B KC 80 F KC 80 B SI 94 4-2 22 G6-4-3 BB			C SI 93 B KC 79 B SI 94 X FC 91 2-1 ① G1-3		3	0	0	0	1	1	2
22 Jason Kipnis, L (1, 4) OBP: 0.340, SLG: 0.479	C SI 93 C SI 93 S KC 82 0-3 ② K		C KC 80 B KC 81 X SI 94 1-1 ② F7		C KC 81 X SI 94 0-1 ②③ G6-4-3 1-2f			X FF 95 0-0 12 G1-6-3 1B		4	0	1	0	0	1	3
12 Francisco Lindor, S (1, 6) OBP: 0.359, SLG: 0.456	B SI 93 F CH 81 X SI 93 1-1 HR		F KC 80 X SI 95 0-1 ③ FC6 1-2f			C KC 78 S SI 92 B KC 80 S KC 80 1-3 ① K		X FF 95 0-0 ②③ G1-6-3 1-2f		4	1	1	1	0	1	3
26 Mike Napoli, R (1, 3) OBP: 0.332, SLG: 0.483	C SI 94 B SI 93 B CH 83 F SI 93 F CH 84 X SI 95 2-2 ③ F8			C SI 91 X CH 80 0-1 ① L5		B SI 93 B SI 94 C SI 93 F CH 80 F SI 95 X KC 83 2-2 2B			C FF 90 B FF 89 X FF 89 1-1 ① F9	4	0	1	0	0	0	0
11 José Ramírez, S (1, 7) OBP: 0.352, SLG: 0.414		C SI 91 F KC 78 X CH 83 0-2 ① G1-3		C KC 77 B KC 79 B SI 94 B SI 94 F SI 93 B SI 93 4-2 8 1B 4 G5-3 BB		X SI 95 0-0 ② L7			C FF 89 B SL 83 X FF 89 1-1 8 2B 4 G4-3 1B	3	2	1	0	1	0	1
8 Lonnie Chisenhall, L (1, 9) OBP: 0.348, SLG: 0.471		B KC 79 B SI 93 X SI 93 2-0 ② P4		C CH 82 T KC 78 B FF 94 1 SAFE F SI 95 F KC 83 X FF 93 1-2 4 G5-3 1-3 1B		B SI 94 S KC 81 C KC 82 S KC 81 1-3 ③ K			B FF 88 B FF 88 B FF 89 C FF 87 X FF 88 3-1 4 G4-3 1-3 2B	4	0	2	0	0	1	1
4 Juan Uribe, R (1, 5) OBP: 0.267, SLG: 0.350		F KC 80 F KC 82 B CH 84 S FF 96 1-3 ③ K		F SI 96 F SI 94 F KC 83 B SI 95 X SI 95 1-2 ② G5-3 1-2 3-H			F CH 82 F CH 84 B KC 82 B CH 84 F FF 94 B KC 84 F CH 83 X CH 83 3-2 ① L7		B FF 89 F FF 89 X SL 84 1-1 ② G4-3 2-3 3-H	4	0	0	2	0	1	2
72 Tyler Naquin, L (1, 8) OBP: 0.376, SLG: 0.593			B SI 93 F SI 92 X SI 94 1-1 55 BB 1B	S KC 80 C KC 81 F FF 95 X KC 81 0-2 ③ G4-3			F KC 81 X CH 85 0-1 ② G4-3		B FF 89 B FF 89 B FF 89 C FF 89 S FF 88 B FF 89 4-2 35 DI BB	3	0	1	0	1	0	1
55 Roberto Pérez, R (1, 2) 35 Abraham Almonte, S (9, PH) OBP: 0.190, SLG: 0.300			B SI 91 B KC 79 B SI 93 B SI 93 4-0 12 FC6 1-2 BB		B KC 80 F SI 93 B SI 92 B SI 94 X SI 93 3-1 ① G5-3		B KC 82 S CH 83 C KC 80 B CH 86 B FF 94 C SI 92 3-3 ③ K		B FF 93 C FF 93 X FF 95 1-1 ③ P2 1-2	2 1	0 0	0 0	0 0	1 0	1 0	0 2
Inning Stats	R: 1 E: 0 K: 2 S: 12 H: 1 LOB: 0 BB: 0 P: 15	R: 0 E: 0 K: 1 S: 7 H: 0 LOB: 0 BB: 0 P: 10	R: 0 E: 0 K: 0 S: 11 H: 1 LOB: 2 BB: 1 P: 19	R: 1 E: 0 K: 0 S: 17 H: 1 LOB: 1 BB: 1 P: 23	R: 0 E: 0 K: 0 S: 7 H: 0 LOB: 0 BB: 1 P: 14	R: 0 E: 0 K: 2 S: 11 H: 1 LOB: 1 BB: 0 P: 15	R: 0 E: 0 K: 1 S: 10 H: 0 LOB: 0 BB: 0 P: 16	R: 0 E: 0 K: 0 S: 4 H: 1 LOB: 0 BB: 0 P: 6	R: 1 E: 0 K: 0 S: 12 H: 2 LOB: 2 BB: 1 P: 23	1B: 4 2B: 2 3B: 0 HR: 1 SF: 0 SAC: 0 DP: 2 HBP: 0						

PITCHER		IP	WLS	BF	H	R	ER	SO	BB	IBB	HBP	BLK	WP	HR	S	P	ERA	WHIP
36 Edinson Volquez, R ERA: 4.72	(1, 1)	7.0		27	4	2	2	6	3	0	0	0	0	1	75	112	2.57	1.000
44 Luke Hochevar, R ERA: 3.75	(8, 1)	1.0	W	3	1	0	0	0	0	0	0	0	0	0	4	6	0.00	1.000
32 Chris Young, R ERA: 6.86	(9, 1)	0.2		5	2	1	1	0	1	0	0	0	0	0	10	20	13.50	4.500
17 Wade Davis, R ERA: 1.17	(9, 1)	0.1	S	1	0	0	0	0	0	0	0	0	0	0	2	3	0.00	0.000

PITCHER	IP	WLS	BF	H	R	ER	SO	BB	IBB	HBP	BLK	WP	HR	S	P	ERA	WHIP

TOP

Cleveland Indians @ Kansas City Royals

Kauffman Stadium, Kansas City, MO

Mon Jul 18 2016, 7:16 PM - 10:08 PM CDT

Att. 38,042 - Clear - 90 F

livebaseballscorecards.com

AB	32
R	3
H	7
RBI	3
BB	4
SO	6
LOB	15

BOTTOM

Cleveland Indians @ Kansas City Royals

Kauffman Stadium, Kansas City, MO

Mon Jul 18 2016, 7:16 PM - 10:08 PM CDT

Att. 38,042 - Clear - 90 F

livebaseballscorecards.com

Batter	1	2	3	4	5	6	7	8	9	AB	R	H	RBI	BB	SO	LOB
2 Alcides Escobar, R (1, 6) OBP: 0.286, SLG: 0.320	B SI 94 C SL 91 C SI 94 B SL 86 F FF 92 S SL 86 2-3 K ①		C SI 94 S CU 85 T SL 86 0-2 K ②		X SI 94 0-0 35 1B 1B		C SL 89 0-1 CS ③ 1-2	B SI 85 K CU 84 1-0 G5-3 ③ B SL 86 F FC 94 K FC 94 1-2 24 35 1B 2B 1B		5	1	2	0	0	2	1
35 Eric Hosmer, L (1, 3) OBP: 0.360, SLG: 0.474	B CU 84 S CU 83 B SI 94 B CU 83 C SL 90 X SI 94 3-2 L8 ②		B SI 95 B SI 95 C SI 94 B SI 95 B SI 94 4-1 25 HBP BB		X SL 88 0-0 1-2 1B			B FC 93 X FC 94 1-0 1-2 24 2B 1B		3	1	2	0	1	0	0
25 Kendrys Morales, S (1, 10) OBP: 0.325, SLG: 0.445 24 Christian Colón, R (8, PH) OBP: 0.320, SLG: 0.286 (9, 10)	B SI 94 B SI 94 F SI 94 B FF 92 B SI 93 4-1 BB		H FF 92 1-0 1-2 HBP		C SL 89 S CU 84 F SL 86 S CU 84 0-3 K ③			B FC 94 B FC 94 X FC 92 2-0 ① 1-H 2-H 2B		1 1	0 0	0 1	0 2	1 0	1 0	2 0
13 Salvador Perez, R (1, 2) OBP: 0.317, SLG: 0.492	C SL 90 B SI 93 C FF 91 F SL 86 S SI 93 1-3 K ③		B FF 91 F SI 94 X SI 94 1-1 G5-3 ③			C SI 92 X SI 92 0-1 F9 ①		X FC 95 0-0 P6 ②		4	0	0	0	0	1	4
4 Alex Gordon, L (1, 7) OBP: 0.310, SLG: 0.336		C SI 93 S CU 83 B CU 84 B SL 89 S SI 93 2-3 K ①		C SI 93 F SL 89 S CU 83 0-3 K ①		S SL 88 B SI 93 X CU 82 1-1 G5-3 ②		B FC 95 B FC 92 B FC 94 B FC 93 4-0 19 S 16 1B BB		3	1	0	0	1	2	0
19 Cheslor Cuthbert, R (1, 5) OBP: 0.318, SLG: 0.446		X SL 89 0-0 16 G6-4-3 1B		B SI 92 B SI 92 C SI 93 X SL 90 2-1 ② 2B		S SL 87 B CU 82 X CU 81 1-1 P6 ③		C FC 93 B FC 93 S FC 93 B FC 94 B FC 94 F FC 94 F FC 93 B SL 80 4-2 1-2 16 1B 1 HR BB		3	1	2	0	1	0	0
16 Paulo Orlando, R (1, 9) OBP: 0.339, SLG: 0.400		B SI 94 F SL 90 X SL 90 1-1 ② ③ G6-4-3 1-2f		F SL 86 F SI 92 C SI 94 0-3 K ③			C SL 88 F SI 93 S CU 84 0-3 K ①	S CU 83 B CU 84 X CU 83 1-1 1-3 2-H 1 HR 1B		4	1	1	1	0	2	1
15 Whit Merrifield, R (1, 4) OBP: 0.308, SLG: 0.395			B CU 82 C SL 89 X CU 84 1-1 G5-3 ①		F SL 87 B CU 82 F SI 92 F SI 93 B SI 94 X CU 83 2-2 P3 ①		F SL 90 F SI 93 B SI 95 B SI 95 X CU 85 2-2 G6-3 ②	B SI 92 B CU 83 B CU 85 C SI 92 B SI 91 4-1 1 HR BB		3	1	0	0	1	0	0
1 Jarrod Dyson, L (1, 8) OBP: 0.335, SLG: 0.364			B SI 93 X SI 92 1-0 3B		C CH 85 X SL 89 0-1 G6-3 ②		F SL 88 B SI 93 B SL 88 B SL 90 F SI 93 B SI 94 4-2 2 CS BB	X SI 91 0-0 1-H 2-H 3-H HR		3	1	2	4	1	0	0
Inning Stats	R: 0 E: 0 K: 2 S: 12 H: 0 LOB: 1 BB: 1 P: 22	R: 0 E: 0 K: 1 S: 6 H: 1 LOB: 0 BB: 0 P: 9	R: 0 E: 0 K: 1 S: 9 H: 1 LOB: 3 BB: 1 P: 17	R: 0 E: 0 K: 2 S: 8 H: 1 LOB: 0 BB: 0 P: 10	R: 0 E: 0 K: 1 S: 12 H: 2 LOB: 2 BB: 0 P: 14	R: 0 E: 0 K: 0 S: 6 H: 0 LOB: 0 BB: 0 P: 8	R: 0 E: 0 K: 1 S: 9 H: 0 LOB: 0 BB: 1 P: 15	R: 7 E: 0 K: 0 S: 15 H: 5 LOB: 0 BB: 3 P: 33		1B: 6 2B: 2 3B: 1 HR: 1 SF: 0 SAC: 0 DP: 1 HBP: 1				WP: 0 PB: 0 SB: 1 CS: 1 PA: 38		

	AB	30
	R	7
	H	10
	RBI	7
	BB	6
	SO	8
	LOB	8

PITCHER		IP	WLS	BF	H	R	ER	SO	BB	IBB	HBP	BLK	WP	HR	S	P	ERA	WHIP
28 Corey Kluber, R ERA: 3.42	(1, 1)	7.0		27	5	0	0	8	3	0	1	0	0	0	62	95	0.00	1.143
27 Bryan Shaw, R ERA: 4.58	(8, 1)	0.2	L	6	3	4	4	0	2	0	0	0	0	0	10	22	54.00	7.500
53 Jeff Manship, R ERA: 3.0	(8, 1)	0.1		4	2	3	3	0	1	0	0	0	0	1	5	11	81.00	9.000

PITCHER	IP	WLS	BF	H	R	ER	SO	BB	IBB	HBP	BLK	WP	HR	S	P	ERA	WHIP

Cleveland Indians @ Kansas City Royals

Kauffman Stadium, Kansas City, MO

Tue Jul 19 2016, 7:16 PM - 10:01 PM CDT

Att. 31,144 - Partly Cloudy - 91 F

livebaseballscorecards.com

TOP

Batter	1	2	3	4	5	6	7	8	9	AB	R	H	RBI	BB	SO	LOB
20 Rajai Davis, R (1, 8) OBP: 0.322, SLG: 0.421	B SI 92 C SI 93 F SL 85 B FF 95 X SI 94 2-2 ① F9		B SI 90 B CH 84 B SI 90 B SI 91 4-0 12 SF9 22 SH 1-2 BB		C FC 86 F SI 89 T SI 88 0-2 ① K	X FC 87 0-0 ② F9			B SI 92 X SI 90 1-0 22 G4-6-3 1B	4	0	1	0	1	1	0
22 Jason Kipnis, L (1, 4) OBP: 0.342, SLG: 0.482	C FF 92 B SI 94 X FF 94 1-1 12 FC5-4 1B		L FF 92 B SI 91 2 SAFE X SI 92 1-1 SH 26 S 1-2 2-3		B KC 78 B CH 84 C SI 89 X CH 84 2-1 12 1B 41 1B 2B	C SI 90 C KC 78 F FF 90 X KC 79 0-2 ③ L4			X SI 90 0-0 ① ② G4-6-3 1-2f	4	1	2	0	0	0	1
12 Francisco Lindor, S (1, 6) OBP: 0.360, SLG: 0.465	C SI 92 B SI 93 C FF 94 X SL 86 1-2 ② FC5-4 26 HR 1-2f		B FF 91 F SL 84 X SI 92 1-1 ① SF9 2-3 3-H		B FF 89 F KC 77 B SI 90 F SI 90 F SI 90 F KC 78 F KC 79 X CH 84 2-2 26 BB 41 1B 2-3 1B		C SI 87 B SI 87 X FC 87 1-1 ① P6		F SI 90 B SI 92 B FS 81 X FS 78 2-1 HR	4	3	2	2	0	0	1
26 Mike Napoli, R (1, 3) OBP: 0.333, SLG: 0.489	1 SAFE 1 SAFE B SI 92 B SI 92 X FF 93 2-0 1-H HR		B FF 88 B SI 88 C SI 88 F SI 89 1 SAFE B SI 89 S CH 82 3-3 ② K 1-2		1 SAFE B SI 90 D CH 84 F CH 84 B SI 90 S SI 89 F SI 90 B SI 89 4-2 11 FC3-6 41 1B 4 1B 1-2 BB		X FC 86 0-0 ② G4-3		F SI 92 F SI 92 B SL 85 X SI 92 1-2 ③ P4	4	2	1	2	1	1	2
41 Carlos Santana, S (1, 10) OBP: 0.348, SLG: 0.486	C SI 93 S SL 85 B SL 86 X FF 94 1-2 ③ G6-3		B FF 89 B SI 89 C FF 90 F SI 90 F KC 78 X CH 84 2-2 ③ G6-3		F CH 84 B KC 79 X FF 90 1-1 11 FC3-6 1-2 2-H 3-H 1B		B FC 85 X SI 89 1-0 ③ P5			4	0	1	2	0	0	2
11 José Ramírez, S (1, 7) OBP: 0.351, SLG: 0.412		C SI 90 S CH 84 F SL 85 F FF 93 X SL 85 0-2 38 G6-4-3 1B		C SI 87 X KC 76 0-1 ① G4-3	B SI 90 B CH 84 X SI 89 2-0 ② FC3-6 4 1B 1-2f 2-3			B SI 86 X CH 81 1-0 ① P6		4	0	1	0	0	0	2
4 Juan Uribe, R (1, 5) OBP: 0.266, SLG: 0.348		B SI 91 F FF 92 S SI 92 S FF 92 1-3 ① K		B SI 88 X FC 86 1-0 ② F9	C CH 84 B SI 90 C SI 89 X SI 90 1-2 1-2 3-H 1B			F SI 87 F FC 86 B FF 88 S KC 78 1-3 ② K		4	0	1	1	0	2	1
38 Chris Gimenez, R (1, 2) OBP: 0.242, SLG: 0.281		C SI 92 1 SAFE B CH 83 X SI 91 1-1 ② ③ G6-4-3 1-2f		C SI 90 F FF 91 X KC 78 0-2 9 FC5-4 1B	C KC 76 B FC 88 F SI 90 F CH 84 S CH 85 1-3 ③ K			C KC 76 S FC 85 X FC 86 0-2 1B		4	0	2	0	0	1	3
9 Erik González, R (1, 9) OBP: 0.250, SLG: 0.250 8 Lonnie Chisenhall, L (8, PH) OBP: 0.347, SLG: 0.469 (8, 9)			F FF 92 X FF 92 0-1 22 SH 20 BB 12 SF9 1B	X SI 90 0-0 ③ FC5-4 1-2f		S FC 85 F KC 78 B FF 88 F FF 89 S KC 78 1-3 ① K		F FF 91 X FS 79 0-1 ③ P5		3 1	1 0	1 0	0 0	0 0	1 0	1 1

AB	36
R	7
H	12
RBI	7
BB	2
SO	6
LOB	14

Inning Stats	1	2	3	4	5	6	7	8	9	1B: 9	SF: 1	WP: 0	PA: 40
	R: 2 E: 0 K: 0 S: 12 H: 2 LOB: 0 BB: 0 P: 19	R: 0 E: 0 K: 1 S: 10 H: 1 LOB: 0 BB: 0 P: 12	R: 1 E: 0 K: 1 S: 13 H: 1 LOB: 2 BB: 1 P: 24	R: 0 E: 0 K: 0 S: 7 H: 1 LOB: 1 BB: 0 P: 8	R: 3 E: 0 K: 2 S: 24 H: 4 LOB: 2 BB: 1 P: 37	R: 0 E: 0 K: 1 S: 9 H: 0 LOB: 0 BB: 0 P: 10	R: 0 E: 0 K: 0 S: 4 H: 0 LOB: 0 BB: 0 P: 6	R: 0 E: 0 K: 1 S: 9 H: 1 LOB: 1 BB: 0 P: 11	R: 1 E: 0 K: 0 S: 7 H: 2 LOB: 0 BB: 0 P: 11	2B: 1 3B: 0 HR: 2	SAC: 1 DP: 2 HBP: 0	PB: 0 SB: 1 CS: 0	

PITCHER		IP	WLS	BF	H	R	ER	SO	BB	IBB	HBP	BLK	WP	HR	S	P	ERA	WHIP
33 Brian Flynn, L ERA: 3.14	(1, 1)	2.1	L	12	4	3	3	1	1	0	0	0	0	1	28	43	11.57	2.143
53 Dillon Gee, R ERA: 4.19	(3, 1)	5.1		23	6	3	3	5	1	0	0	0	0	0	58	82	5.06	1.312
67 Chien-Ming Wang, R ERA: 3.79	(8, 1)	1.1		5	2	1	1	0	0	0	0	0	0	1	9	13	6.75	1.500

PITCHER	IP	WLS	BF	H	R	ER	SO	BB	IBB	HBP	BLK	WP	HR	S	P	ERA	WHIP

Batter	1	2	3	4	5	6	7	8	9	AB	R	H	RBI	BB	SO	LOB
2 Alcides Escobar, R (1, 6) OBP: 0.283, SLG: 0.317	B SL 85 C FF 95 S SL 87 F FF 96 F FF 96 X CH 87 1-2 G5-3 ①		C SL 85 C SI 93 B SL 85 X SI 94 1-2 G4-3 ②		F FF 95 C SI 96 S SL 88 0-3 K ③		F SI 94 B SL 83 B FF 94 B FF 96 X SI 94 3-1 P3 ① 1-2 2-3			4	0	0	0	0	1	3
19 Cheslor Cuthbert, R (1, 5) OBP: 0.321, SLG: 0.449	B FF 95 X FF 94 1-0 1B		B SI 94 C CH 85 X CH 88 1-1 1B			B FF 95 B FF 95 F FF 95 F FF 96 B SI 95 X SI 96 3-2 G5-3 ① C SI 96 X SL 86 0-1 SF7 ② 2-3 3-H			3	0	2	1	0	0	0
35 Eric Hosmer, L (1, 3) OBP: 0.359, SLG: 0.472	B SI 95 B CU 80 S FF 96 C FF 96 B SI 96 1 SAFE S FF 97 3-3 K ②		C CU 82 X SI 95 0-1 G3-1 ③			B SI 96 B SL 88 S CH 88 X SI 97 2-1 25 1B 13 1B 1B C FF 89 S FF 91 B FF 91 B SL 80 S SL 80 2-3 K ③				4	1	1	0	0	2	3
25 Kendrys Morales, S (1, 10) OBP: 0.324, SLG: 0.442	C SI 96 X SL 83 0-1 L7 ③			F CH 84 B FF 94 F SI 93 C FF 97 1-3 K ①		F SI 95 C CU 81 X FF 96 0-2 4 G3 13 1B 16 WP 1-2 1B		C FC 94 C CH 83 S FC 94 0-3 K ①		4	1	1	0	0	2	1
13 Salvador Perez, R (1, 2) OBP: 0.316, SLG: 0.489		C FF 93 F FF 96 B SI 95 S FF 97 1-3 K ①		C SI 95 F FF 96 X SI 96 0-2 G1-3 ②		F FF 97 X SI 96 0-1 16 WP 4 G3 1-2 2-H 1B		C FC 94 S SL 82 S FC 94 0-3 K ②		4	0	1	1	0	2	0
4 Alex Gordon, L (1, 7) OBP: 0.305, SLG: 0.330		B FF 96 B FF 94 S FF 96 B SI 94 F FF 95 F SI 96 S CH 86 3-3 K ②		S FF 95 F SL 86 C SL 85 0-3 K ③		B FF 96 B SI 97 X FF 96 2-0 G3 ② 1-2 2-3		C SL 82 X FC 94 0-1 G1-3 ③		4	0	0	0	0	2	2
16 Paulo Orlando, R (1, 9) OBP: 0.342, SLG: 0.402		B SL 86 X SI 94 1-0 15 FC6-4 1B			C SL 82 X SI 92 0-1 1B	B SI 98 C SI 95 B SL 89 F FF 96 X CH 87 2-2 P6 ③ 2-3 3-H			F FF 95 B FF 94 X FF 94 1-1 G6-3 ①	4	0	2	0	0	0	1
15 Whit Merrifield, R (1, 4) OBP: 0.307, SLG: 0.389		C FF 94 B SL 85 1 SAFE B FF 94 1 SAFE B FF 95 X SI 95 3-1 FC6-4 ③ 1-2f			F FF 95 X FF 95 0-1 F9 ①		B SL 84 B SI 94 C FF 94 B FF 96 B FF 94 4-1 2 PB 1 1B 19 SF7 BB		B KC 83 C FF 95 C KC 84 F KC 84 B KC 85 X FF 95 2-2 L9 ②	3	1	0	0	1	0	2
1 Jarrod Dyson, L (1, 8) OBP: 0.333, SLG: 0.361			B FF 91 X FF 93 1-0 G3 ①		F FF 95 C FF 96 B FF 96 C SI 96 1-3 K ②		B FF 94 B FF 94 X FF 93 2-0 19 SF7 2 PB 1-2 1B		C KC 83 S KC 83 S KC 83 0-3 K ③	4	0	1	0	0	2	1
Inning Stats	R: 0 E: 0 K: 1 S: 11 H: 1 LOB: 1 BB: 0 P: 16	R: 0 E: 0 K: 2 S: 10 H: 1 LOB: 1 BB: 0 P: 18	R: 0 E: 0 K: 0 S: 8 H: 1 LOB: 1 BB: 0 P: 11	R: 0 E: 0 K: 2 S: 9 H: 0 LOB: 0 BB: 0 P: 10	R: 0 E: 0 K: 2 S: 10 H: 1 LOB: 1 BB: 0 P: 11	R: 2 E: 0 K: 0 S: 14 H: 3 LOB: 1 BB: 0 P: 23	R: 1 E: 0 K: 1 S: 9 H: 1 LOB: 1 BB: 1 P: 20	R: 0 E: 0 K: 2 S: 8 H: 0 LOB: 0 BB: 0 P: 8	R: 0 E: 0 K: 1 S: 9 H: 0 LOB: 0 BB: 0 P: 12	1B: 8 2B: 0 3B: 0 HR: 0 SF: 1 SAC: 0 DP: 0 HBP: 0						WP: 1 PB: 1 SB: 0 CS: 0 PA: 36

PITCHER		IP	WLS	BF	H	R	ER	SO	BB	IBB	HBP	BLK	WP	HR	S	P	ERA	WHIP
31 Danny Salazar, R ERA: 2.75	(1, 1)	6.2	W	29	8	3	2	7	1	0	0	0	1	0	68	104	2.70	1.350
57 Kyle Crockett, L ERA: 13.5	(7, 1)	0.1	H	1	0	0	0	1	0	0	0	0	0	0	3	5	0.00	0.000
27 Bryan Shaw, R ERA: 4.46	(8, 1)	1.0	H	3	0	0	0	2	0	0	0	0	0	0	8	8	0.00	0.000
37 Cody Allen, R ERA: 2.59	(9, 1)	1.0		3	0	0	0	1	0	0	0	0	0	0	9	12	0.00	0.000

PITCHER	IP	WLS	BF	H	R	ER	SO	BB	IBB	HBP	BLK	WP	HR	S	P	ERA	WHIP

BOTTOM

Cleveland Indians @ Kansas City Royals

Kauffman Stadium, Kansas City, MO

Tue Jul 19 2016, 7:16 PM - 10:01 PM CDT

Att. 31,144 - Partly Cloudy - 91 F

livebaseballscorecards.com

AB	34
R	3
H	8
RBI	2
BB	1
SO	11
LOB	13

Cleveland Indians @ Kansas City Royals

Kauffman Stadium, Kansas City, MO

Wed Jul 20 2016, 1:17 PM - 4:32 PM CDT

Att. 33,455 - Sunny - 94 F

livebaseballscorecards.com

Batter	1	2	3	4	5	6	7	8	9	AB	R	H	RBI	BB	SO	LOB
41 Carlos Santana, S (1, 3) OBP: 0.353, SLG: 0.493	C FF 92 B FF 92 T FF 92 C FF 90 1-3 ① K		C FF 92 B KC 77 B CH 84 F CH 84 F KC 79 F FF 93 F FF 93 B FF 93 B FF 93 4-2 BB		B KC 75 2-2 HR B SI 91 4-1 22 1B BB		B SL 82 B FF 87 B FF 88 C FF 87 B FF 89 1-2 2-3 BB		B SL 83 B FF 96 B SI 96 C FF 96 X FF 96 3-1 ③ F7	3	1	1	1	3	1	0
22 Jason Kipnis, L (1, 4) OBP: 0.343, SLG: 0.490 9 Erik González, R (6, 4) OBP: 0.200, SLG: 0.200	B FF 92 B CH 85 F FF 93 B FF 92 X SI 93 3-1 HR		B FF 91 C FF 91 X KC 76 1-1 ② F7		C FF 91 3-3 ① K B SI 91 1-1 12 FC6 1B 1-2		X SL 82 0-0 ① F5			4	1	2	1	0	1	1
12 Francisco Lindor, S (1, 6) OBP: 0.358, SLG: 0.460	C FF 92 F KC 77 S FF 92 0-3 ② K		C KC 76 B KC 77 S FF 92 F FF 92 B SI 92 S KC 77 2-3 ③ K		C FF 91 2-2 26 HR HBP C FF 87 2-2 FC6 1-2f		C SL 82 B FF 88 S FF 89 B SL 83 S FF 84 2-3 ② K			4	1	0	0	0	3	6
26 Mike Napoli, R (1, 10) OBP: 0.332, SLG: 0.496 4 Juan Uribe, R (7, PH) OBP: 0.265, SLG: 0.347 (7, 10)	B FF 92 C FF 92 C FF 93 B FF 93 S FF 94 2-3 ③ K			C FF 91 B CH 82 B FF 92 C FF 92 F FF 93 B FF 94 S SI 94 3-3 ① K	1 SAFE T FF 91 B FF 91 C FF 91 1 SAFE X FF 91 1-2 1-H HR	B FF 89 B FF 89 B FF 89 C FF 88 T FF 89 S SL 83 3-3 ① K	B FF 88 C FF 89 C SL 83 C SL 83 1-3 ③ K		4	1	1	2	0	3	0
11 José Ramírez, S (1, 5) OBP: 0.352, SLG: 0.408		C SI 90 B FF 92 F KC 77 X FF 93 1-2 ① F8		B KC 78 F CH 83 B FF 92 S FF 92 B SI 92 F FF 93 X CH 85 3-2 ② F7	B SI 88 C SI 88 B SL 80 B SI 87 B SI 90 4-1 8 1B 20 1B BB	B SL 83 B FF 89 B FF 89 B FF 89 B FF 88 4-0 8 FC3-6 BB		F SI 91 F SI 92 F SI 94 B SI 94 X SI 94 1-2 ① F7		4	1	0	0	2	0	0
8 Lonnie Chisenhall, L (1, 9)		C KC 77 S KC 79 B FF 92 B SI 93 S SI 94 2-3 ② K		F FF 92 F KC 77 B KC 77 F SI 94 B KC 78 H FF 94 3-2 20 1B 72 2B HBP	X SI 90 0-0 20 1B 72 HR 1-2 1B	C FF 88 B SL 84 X SL 83 1-1 ② FC3-6 1-2f		C SI 91 F SL 86 B SI 93 F SI 93 X SI 93 1-2 ② G5-3		4	2	1	0	0	1	1
20 Rajai Davis, R (1, 7) OBP: 0.324, SLG: 0.422 35 Abraham Almonte, S (6, 7) OBP: 0.182, SLG: 0.286		X SI 93 0-0 ③ F8		X FF 91 0-0 72 2B 1-3 1B	B SL 78 X SI 89 1-0 72 HR 1-2 2-H 1B	X SL 83 0-0 ③ F7		F SI 92 C SI 92 B SI 93 B SI 91 X SI 93 2-2 ③ G4-3		4 1	2 0	2 0	1 0	0 0	0 0	1 0
72 Tyler Naquin, L (1, 8) OBP: 0.387, SLG: 0.636			F FF 91 X KC 76 0-1 HR	B FF 92 X CH 84 1-0 1-H 3-H 2B	C SI 91 S SL 79 B SI 91 F SI 91 X SL 79 1-2 1-H 2-H HR		B FF 87 B SL 84 B FF 87 B FF 87 4-0 41 BB 55 BB BB		C SI 98 T FF 98 F FF 98 F CH 91 X FF 98 0-2 ① G5-3	4	2	3	6	1	0	0
55 Roberto Pérez, R (1, 2)			B FF 92 B FF 92 S CH 84 S CH 83 X FF 92 2-2 ① F9	C FF 90 B FF 91 B KC 77 F CH 82 B CH 82 S FF 92 3-3 ③ K	B SL 79 C SL 78 C SI 92 B SL 79 X SI 92 2-2 ② G4-3		F SL 82 F CH 83 B FF 87 B FF 87 F CH 82 D SL 82 F SL 82 F FF 87 B SL 82 4-2 41 BB 1-2 BB		S FF 98 F FF 98 C CU 82 0-3 ② K	4	0	0	0	1	2	1
Inning Stats	R: 1 H: 1 E: 0 LOB: 0 K: 3 BB: 0 S: 11 P: 17	R: 0 H: 0 E: 0 LOB: 0 K: 1 BB: 0 S: 7 P: 10	R: 1 H: 1 E: 0 LOB: 1 K: 1 BB: 1 S: 16 P: 25	R: 2 H: 2 E: 0 LOB: 1 K: 2 BB: 0 S: 16 P: 29	R: 7 H: 6 E: 0 LOB: 2 K: 1 BB: 2 S: 32 P: 55	R: 0 H: 0 E: 0 LOB: 1 K: 1 BB: 1 S: 6 P: 14	R: 0 H: 0 E: 0 LOB: 3 K: 2 BB: 3 S: 13 P: 28	R: 0 H: 0 E: 0 LOB: 0 K: 0 BB: 0 S: 11 P: 15	R: 0 H: 0 E: 0 LOB: 0 K: 1 BB: 0 S: 10 P: 13	1B: 4 SF: 0 2B: 1 SAC: 0 3B: 0 DP: 0 HR: 5 HBP: 2						

PITCHER		IP	WLS	BF	H	R	ER	SO	BB	IBB	HBP	BLK	WP	HR	S	P	ERA	WHIP
31 Ian Kennedy, R ERA: 4.28	(1, 1)	4.1	L	22	6	7	7	8	1	0	2	0	0	4	65	104	14.54	1.615
47 Peter Moylan, R ERA: 4.24	(5, 1)	0.1		7	4	4	4	0	2	0	0	0	0	1	13	26	108.00	18.000
32 Chris Young, R ERA: 6.61	(5, 1)	2.1		11	0	0	0	3	4	0	0	0	0	0	23	48	0.00	1.714
32 Chris Young, R ERA: 6.61	(7, 1)	2.1		11	0	0	0	3	4	0	0	0	0	0	23	48	0.00	1.714
67 Chien-Ming Wang, R ERA: 3.69	(8, 1)	1.0		3	0	0	0	0	0	0	0	0	0	0	11	15	0.00	0.000

PITCHER		IP	WLS	BF	H	R	ER	SO	BB	IBB	HBP	BLK	WP	HR	S	P	ERA	WHIP
40 Kelvin Herrera, R ERA: 1.69	(9, 1)	1.0		3	0	0	0	1	0	0	0	0	0	0	10	13	0.00	0.000

TOP	
AB	37
R	11
H	10
RBI	11
BB	7
SO	12
LOB	16

WP: 0 PA: 46
PB: 0
SB: 0
CS: 0

Batter	1	2	3	4	5	6	7	8	9	AB	R	H	RBI	BB	SO	LOB
2 Alcides Escobar, R (1, 6) OBP: 0.282, SLG: 0.315	B SI 95 C FF 94 B SL 84 B SI 94 X FF 95 3-1 G4-3 ①			B CH 86 S CH 86 F SI 94 F CU 84 F FF 95 X CH 88 1-2 F9 ①		B CU 81 B FF 95 C FF 94 B CH 88 C FF 94 F SI 95 B FF 95 4-2 19 BB BB		C FF 97 X SL 86 0-1 G6-3 ①		2	0	0	0	0	0	0
15 Whit Merrifield, R (6, 4) OBP: 0.308, SLG: 0.387										1	0	0	0	1	0	1
19 Cheslor Cuthbert, R (1, 5) OBP: 0.328, SLG: 0.456	B SL 83 C CU 82 X SL 87 1-1 F7 ②			B FF 96 B CH 88 F FF 95 F SI 94 X CU 84 2-2 4 2B		B SI 94 C SI 93 B CH 88 B FF 94 B FF 94 4-1 1-2 BB		C SL 86 B FF 96 B FF 96 C SL 84 X FF 95 2-2 4 2-H 2B 1B		3	1	2	1	1	0	0
35 Eric Hosmer, L (1, 3) OBP: 0.356, SLG: 0.468	C CU 82 B FF 94 S SL 85 X SI 95 1-2 G5-3 ③			B FF 94 B CH 88 F FF 93 S CH 84 S SL 84 2-3 K ②		B CH 87 X FF 93 1-0 G3-1 ③		B FF 95 F FF 96 B FF 97 S SL 85 F FF 96 F SL 84 X SL 86 2-2 9 2B 1-H 2B		3	0	0	0	0	1	3
32 Chris Young, R (7, 1)										0	0	0	0	0	0	0
67 Chien-Ming Wang, R (8, 1)										0	0	0	0	0	0	0
4 Alex Gordon, L (8, PH) OBP: 0.308, SLG: 0.338										1	1	1	1	0	0	0
40 Kelvin Herrera, R (9, 1)										0	0	0	0	0	0	0
25 Kendrys Morales, S (1, 10) OBP: 0.320, SLG: 0.437		F CH 88 B FF 94 F CH 89 B CH 90 X FF 95 2-2 P6 ①		S CH 89 S SL 86 S SL 86 0-3 K ③		C SI 91 C SI 91 F CH 84 B FF 92 X CH 84 1-2 G3-1 ①		B FF 96 B CH 87 F FF 98 C FF 97 X FF 97 2-2 F7 ②		4	0	0	0	0	1	2
(7, 3)																
13 Salvador Perez, R (1, 2) OBP: 0.314, SLG: 0.486		X SI 95 0-0 G5-3 ②			C SI 94 B SI 93 F CH 90 S CH 90 1-3 K ①		F FF 91 C SI 93 B SI 93 F SI 92 B CH 85 F SI 91 B CH 85 X SI 91 3-2 16 G1-3 2B	X FF 96 0-0 2-H 2B		2	0	0	0	0	1	0
9 Drew Butera, R (6, 2) OBP: 0.368, SLG: 0.548										2	0	2	1	0	0	0
16 Paulo Orlando, R (1, 9) OBP: 0.336, SLG: 0.395		B SI 94 S CH 88 F SI 94 F CH 90 C FF 95 1-3 K ③			B SI 94 F CH 88 X SI 93 1-1 G6-3 ②		C SI 92 X SI 93 0-1 G1-3 ② 2-3	B CH 86 X SI 91 1-0 G5-3 ③		4	0	0	0	0	1	2
12 Brett Eibner, R (1, 7) OBP: 0.319, SLG: 0.500		C FF 93 B CU 83 F CU 83 S FF 96 1-3 K ①			C CU 83 B SI 95 X SL 87 1-1 G1-3 ③		B SI 92 X SI 92 1-0 P4 ③		F FF 89 F FF 89 B FF 91 B SL 79 C FF 90 2-3 K ①	4	0	0	0	0	2	1
1 Jarrod Dyson, L (1, 8) OBP: 0.332, SLG: 0.359		X FF 94 0-0 F8 ②				C CH 91 S CH 88 B FF 93 F CH 89 S CU 84 1-3 K ①		X FF 94 0-0 24 2B 1B	C SL 77 X SL 80 0-1 G3 ②	4	1	1	0	0	1	0
24 Christian Colón, R (1, 4) OBP: 0.317, SLG: 0.295		B CH 89 X FF 95 1-0 P3 ③				B SI 92 C FF 94 B CH 88 F FF 95 B CU 81 X FF 95 3-2 F8 ②		X FF 95 0-0 1-H 19 1B 2B	B FF 88 X FF 90 1-0 G4-3 ③	4	1	1	1	0	0	0
(6, 6)																
Inning Stats	R: 0 E: 0 K: 0 S: 7 H: 0 LOB: 0 BB: 0 P: 12	R: 0 E: 0 K: 1 S: 8 H: 0 LOB: 0 BB: 0 P: 11	R: 0 E: 0 K: 1 S: 5 H: 0 LOB: 0 BB: 0 P: 7	R: 0 E: 0 K: 2 S: 14 H: 1 LOB: 1 BB: 0 P: 19	R: 0 E: 0 K: 1 S: 7 H: 0 LOB: 0 BB: 0 P: 10	R: 0 E: 0 K: 1 S: 12 H: 0 LOB: 2 BB: 2 P: 25	R: 0 E: 0 K: 0 S: 12 H: 1 LOB: 1 BB: 0 P: 17	R: 4 E: 0 K: 0 S: 17 H: 5 LOB: 1 BB: 0 P: 24	R: 0 E: 0 K: 1 S: 6 H: 0 LOB: 0 BB: 0 P: 9	1B: 2 2B: 5 3B: 0 HR: 0 SF: 0 SAC: 0 DP: 0 HBP: 0						

PITCHER		IP	WLS	BF	H	R	ER	SO	BB	IBB	HBP	BLK	WP	HR	S	P	ERA	WHIP
59 Carlos Carrasco, R ERA: 2.31	(1, 1)	6.0	W	21	1	0	0	6	2	0	0	0	0	0	53	84	0.00	0.500
61 Dan Otero, R ERA: 1.21	(7, 1)	1.0		4	1	0	0	0	0	0	0	0	0	0	12	17	0.00	1.000
49 Austin Adams, R ERA: 7.2	(8, 1)	0.2		7	5	4	4	0	0	0	0	0	0	0	16	22	54.00	7.500
53 Jeff Manship, R ERA: 2.96	(8, 1)	0.1		1	0	0	0	0	0	0	0	0	0	0	1	2	0.00	0.000
57 Kyle Crockett, L ERA: 10.8	(9, 1)	1.0		3	0	0	0	1	0	0	0	0	0	0	6	9	0.00	0.000

PITCHER	IP	WLS	BF	H	R	ER	SO	BB	IBB	HBP	BLK	WP	HR	S	P	ERA	WHIP

BOTTOM

Cleveland Indians @ Kansas City Royals

Kauffman Stadium, Kansas City, MO

Wed Jul 20 2016, 1:17 PM - 4:32 PM CDT

Att. 33,455 - Sunny - 94 F

livebaseballscorecards.com

AB	34
R	4
H	7
RBI	4
BB	2
SO	7
LOB	9

WP: 0 PA: 36
PB: 0
SB: 0
CS: 0

Cleveland Indians @ Baltimore Orioles

Oriole Park at Camden Yards, Baltimore, MD

Fri Jul 22 2016, 7:09 PM - 10:00 PM EDT

Att. 39,358 - Partly Cloudy - 91 F

TOP

livebaseballscorecards.com

Batter	1	2	3	4	5	6	7	8	9	AB	R	H	RBI	BB	SO	LOB
41 Carlos Santana, S (1, 10) OBP: 0.349, SLG: 0.487	B FF 94 C CH 86 S CH 85 F FF 95 F CU 76 S CH 86 1-3 ① K		C FF 90 B FF 94 B FF 93 F CH 84 F FF 95 F CH 86 F CU 76 X FF 94 2-2 ① F9		X CH 84 0-0 ① ② G4-6-3 1-2f 3-H	B FF 90 B FF 90 F FF 90 B FF 91 S FC 90 X FF 91 3-2 ② ③ G1-6-3 1-2f				4	0	0	0	0	1	3
22 Jason Kipnis, L (1, 4) OBP: 0.342, SLG: 0.488	B FF 94 X FF 93 1-0 1B		S CH 84 F CH 85 B FF 95 F FF 95 F CU 78 X CH 85 1-2 ② F7		B CU 76 F CH 84 B FF 94 F CH 84 F FF 95 B FF 95 X CH 85 3-2 ③ G3-1			B CU 76 C SL 89 S FF 89 B FF 91 S SI 93 2-3 ① K		4	0	1	0	0	1	0
12 Francisco Lindor, S (1, 6) OBP: 0.359, SLG: 0.460	B FF 94 F CH 85 1 SAFE S CH 84 B CH 85 C FF 96 2-3 ② K		T FF 95 X FF 95 0-1 1B			B SI 92 F FF 91 X CU 78 1-1 11 FC4-6 1B		B CH 78 F FF 89 B CU 77 X FF 90 2-1 ② G4-3		4	0	2	0	0	1	1
26 Mike Napoli, R (1, 3) OBP: 0.329, SLG: 0.490	C CU 75 S CU 76 D CU 79 B FF 95 B FF 95 F CH 86 S FF 96 3-3 ③ K		1 SAFE B FF 94 S FF 94 B FF 95 1 SAFE F CH 84 C FF 96 2-3 ③ K			F SI 94 S CU 81 S FF 95 0-3 ① K		C CU 81 B SI 93 F SI 94 B CU 81 S FF 90 2-3 ③ K		4	0	0	0	0	4	3
11 José Ramírez, S (1, 7) OBP: 0.348, SLG: 0.403 (7, 5)		C FF 93 B FF 94 X CH 86 1-1 ① G4-3		B CH 84 F FF 93 X FF 93 1-1 ① L8		X FF 90 0-0 ② FC4-6 1-2f			B FF 88 C FF 91 B CU 78 X FF 90 2-1 ① G3	4	0	0	0	0	0	1
72 Tyler Naquin, L (1, 8) OBP: 0.389, SLG: 0.639		B CU 76 F CU 76 B FF 94 X CH 85 2-1 4 1B 2B		B FF 94 S FF 94 B FF 94 F CH 84 X CH 84 2-2 ② G3		B SI 94 F FF 90 F SI 94 S FF 94 1-3 ③ K			S CH 76 B FF 94 F SL 88 F FF 93 B CU 79 X FF 93 2-2 9 WP 35 DI 1B	4	0	2	0	0	1	1
4 Juan Uribe, R (1, 5) OBP: 0.270, SLG: 0.348 20 Rajai Davis, R (7, PR) OBP: 0.323, SLG: 0.421 (7, 7)		C FF 94 B FF 93 X FF 95 1-1 2-3 1B		C FF 93 F FF 95 B CU 79 B CU 78 S FF 95 2-3 ③ K			S SL 88 B FF 93 F CU 81 F FF 91 H FF 94 2-2 38 1B 35 G5-3 HBP		S CU 81 F CU 80 B FF 91 X CU 81 1-2 ② F8	2 1	0 0	1 0	0 0	0 0	1 0	0 1
35 Abraham Almonte, S (1, 9) OBP: 0.231, SLG: 0.333		B CU 75 B FF 94 S FF 94 F FF 95 B CH 86 X CH 84 3-2 ② P5		B FF 93 X FF 92 1-0 38 PB 41 G4-6-3 2B			S FF 90 B FF 90 1 SAFE X CH 78 1-1 ① G5-3 1-2		B FF 91 B FF 94 S FF 91 S FF 92 F FF 91 D CU 80 F FF 91 F FF 91 B FF 94 4-2 9 FC4 1-2 BB	3	1	1	0	1	0	3
38 Chris Gimenez, R (1, 2) OBP: 0.245, SLG: 0.283 8 Lonnie Chisenhall, L (9, PH) OBP: 0.348, SLG: 0.465 9 Erik González, R (9, PH) OBP: 0.167, SLG: 0.167		B FF 95 X FF 94 1-0 ③ F8		B CU 75 S CH 85 B CH 84 B FF 94 X FF 93 3-1 FC6 41 G4-6-3 2-3		X FF 94 0-0 41 G1-6-3 2-3 1B			B SI 96 C SI 95 X SI 96 1-1 ③ FC4 1-2f 2-3	3 0 1	0 0 0	1 0 0	0 0 0	0 0 0	0 0 2	3 0 2
Inning Stats	R: 0 E: 0 K: 3 S: 13 H: 1 LOB: 1 BB: 0 P: 20	R: 0 E: 0 K: 0 S: 10 H: 2 LOB: 2 BB: 0 P: 18	R: 0 E: 0 K: 1 S: 16 H: 1 LOB: 1 BB: 0 P: 21	R: 0 E: 0 K: 1 S: 8 H: 0 LOB: 0 BB: 0 P: 13	R: 1 E: 0 K: 0 S: 8 H: 1 LOB: 0 BB: 0 P: 15	R: 0 E: 0 K: 2 S: 9 H: 1 LOB: 1 BB: 0 P: 11	R: 0 E: 0 K: 0 S: 9 H: 1 LOB: 2 BB: 0 P: 15	R: 0 E: 0 K: 2 S: 8 H: 0 LOB: 0 BB: 0 P: 14	R: 0 E: 0 K: 0 S: 16 H: 1 LOB: 2 BB: 1 P: 26	1B: 6 2B: 2 3B: 0 HR: 0	SF: 0 SAC: 0 DP: 2 HBP: 1					

	AB	34
	R	1
	H	8
	RBI	0
	BB	1
	SO	9
	LOB	18

WP: 1 PB: 1 SB: 0 CS: 0 PA: 36

PITCHER		IP	WLS	BF	H	R	ER	SO	BB	IBB	HBP	BLK	WP	HR	S	P	ERA	WHIP
37 Dylan Bundy, R ERA: 3.3	(1, 1)	5.0	W	20	5	1	0	5	0	0	0	0	0	0	55	87	0.00	1.000
43 Odrisamer Despaigne, R ERA: 3.0	(6, 1)	3.2	H	15	3	0	0	4	1	0	1	0	0	0	40	63	0.00	1.091
53 Zack Britton, L ERA: 0.65	(9, 1)	0.1	S	1	0	0	0	0	0	0	0	0	1	0	2	3	0.00	0.000

PITCHER		IP	WLS	BF	H	R	ER	SO	BB	IBB	HBP	BLK	WP	HR	S	P	ERA	WHIP

BOTTOM

Cleveland Indians @ Baltimore Orioles

Oriole Park at Camden Yards, Baltimore, MD

Fri Jul 22 2016, 7:09 PM - 10:00 PM EDT

Att. 39,358 - Partly Cloudy - 91 F

livebaseballscorecards.com

Batter	1	2	3	4	5	6	7	8	9	AB	R	H	RBI	BB	SO	LOB
10 Adam Jones, R (1, 8) OBP: 0.309, SLG: 0.441	B FF 92 B SI 92 X SI 92 2-0 13 BB 45 HR 1B	F FF 94 B FC 91 F SI 93 X SI 95 1-2 ② SF8 3-H		B FC 86 B FC 89 S CH 87 F SI 93 F KC 77 B CH 86 B SI 94 4-2 6 FC6-4 1-2 BB		B CH 86 F FF 94 X FF 93 1-1 ② F8 2-3				2	1	1	1	1	0	2
6 Jonathan Schoop, R (1, 4) OBP: 0.325, SLG: 0.504	C SI 90 F FC 88 B FF 91 C SI 92 1-3 ① K	D KC 76 X SI 94 1-0 ③ L9		S SI 94 X SI 94 0-1 ③ FC6-4 1-2f		F FF 94 F CU 80 S CH 86 0-3 ③ K				4	0	0	0	0	2	6
13 Manny Machado, R (1, 5) OBP: 0.374, SLG: 0.560	D KC 74 B CH 86 B FC 89 B SI 92 4-0 45 HR 1-2 BB		C KC 77 B FC 90 F FC 88 B CH 88 B SI 94 X FF 94 3-2 HR		B KC 77 T CH 88 B FC 90 F FC 89 B KC 76 B KC 78 4-2 BB		C CU 80 X FF 94 0-1 45 1B 1B			2	2	2	1	2	0	0
19 Chris Davis, L (1, 3) OBP: 0.343, SLG: 0.480	F CH 88 D KC 77 B FC 88 F SI 94 C KC 78 2-3 ② K		B FF 93 F CH 87 B SI 93 F SI 94 S FC 91 2-3 ① K		C CU 80 D SI 90 S SI 90 F SI 90 X FF 90 1-2 ① P5		S CH 85 B FF 94 F FF 94 X CH 85 1-2 ① F8			4	0	0	0	0	2	4
45 Mark Trumbo, R (1, 9) OBP: 0.337, SLG: 0.565	B FC 88 S SI 94 S FC 89 B SI 95 B KC 79 X KC 78 3-2 1-H 2-H HR		C CH 88 F FF 94 S KC 81 0-3 ② K		B CU 83 X CU 82 1-0 ② L8		X FF 94 0-0 24 G6-4-3 1-2 1B			4	1	2	3	0	1	1
24 Pedro Alvarez, L (1, 10) OBP: 0.304, SLG: 0.464	B FC 90 S FF 95 X SI 94 1-1 ③ F7		B KC 76 X FF 94 1-0 ③ F7		S CU 81 B SI 90 B SI 91 X SI 91 2-1 ③ G4-3		C SI 89 X CH 83 0-1 ② ③ G6-4-3 1-2f			4	0	0	0	0	0	3
2 J.J. Hardy, R (1, 6) OBP: 0.305, SLG: 0.409		C FF 92 F SI 91 B KC 78 X SI 94 1-2 29 SH5-4 36 BB 10 SF8 1B		C FF 92 X KC 75 0-1 ① G6-3		C FF 94 B CU 85 F CU 83 X FF 95 1-2 ① F9		B SL 85 B FF 95 B FF 94 C FF 94 X FF 95 3-1 36 G4-6-3 1B		4	1	2	0	0	0	0
36 Caleb Joseph, R (1, 2) OBP: 0.245, SLG: 0.209		C FC 89 S KC 76 B FF 94 B FC 89 F CH 88 D KC 77 B FF 94 4-2 29 SH5-4 1-2 BB		C FF 92 C CH 87 X FF 93 0-2 10 BB 1B		X FF 94 0-0 10 F8 29 1B 1B		D SL 86 X FF 95 1-0 ①② G4-6-3 1-2f		3	0	2	0	1	0	1
29 Julio Borbon, L (1, 7) OBP: 0.333, SLG: 0.333		X FF 94 0-0 ① SH5-4 1-2 2-3		F SI 92 S FC 89 S KC 78 0-3 ② K		F FF 94 B CH 86 X CH 86 1-1 1-2 1B		B FF 97 X FF 96 1-0 ③ L8		3	0	1	0	0	1	1
Inning Stats	R: 3 H: 2 E: 0 LOB: 0 K: 2 BB: 1 S: 12 P: 25	R: 1 H: 1 E: 0 LOB: 1 K: 0 BB: 1 S: 11 P: 18	R: 1 H: 1 E: 0 LOB: 0 K: 2 BB: 0 S: 10 P: 16	R: 0 H: 1 E: 0 LOB: 2 K: 1 BB: 1 S: 13 P: 17	R: 0 H: 0 E: 0 LOB: 1 K: 0 BB: 1 S: 9 P: 17	R: 0 H: 2 E: 0 LOB: 2 K: 1 BB: 0 S: 11 P: 14	R: 0 H: 2 E: 0 LOB: 1 K: 0 BB: 0 S: 8 P: 9	R: 0 H: 1 E: 0 LOB: 0 K: 0 BB: 0 S: 4 P: 9		1B: 8 SF: 1 2B: 0 SAC: 1 3B: 0 DP: 2 HR: 2 HBP: 0						

	AB	30
	R	5
	H	10
	RBI	5
	BB	4
	SO	6
	LOB	18

WP: 0 PA: 36
PB: 0
SB: 0
CS: 0

PITCHER		IP	WLS	BF	H	R	ER	SO	BB	IBB	HBP	BLK	WP	HR	S	P	ERA	WHIP
47 Trevor Bauer, R ERA: 3.65	(1, 1)	4.0	L	21	5	5	5	5	4	0	0	0	0	2	48	82	11.25	2.250
53 Jeff Manship, R ERA: 2.86	(5, 1)	1.0		3	0	0	0	0	0	0	0	0	0	0	7	11	0.00	0.000
56 Cody Anderson, R ERA: 7.25	(6, 1)	1.1		8	4	0	0	1	0	0	0	0	0	0	17	21	0.00	3.000
61 Dan Otero, R ERA: 1.18	(7, 1)	0.2		1	0	0	0	0	0	0	0	0	0	0	2	2	0.00	0.000
49 Austin Adams, R ERA: 6.55	(8, 1)	1.0		3	1	0	0	0	0	0	0	0	0	0	4	9	0.00	1.000

PITCHER	IP	WLS	BF	H	R	ER	SO	BB	IBB	HBP	BLK	WP	HR	S	P	ERA	WHIP

Cleveland Indians @ Baltimore Orioles

Oriole Park at Camden Yards, Baltimore, MD

Sat Jul 23 2016, 7:08 PM - 10:14 PM EDT

Att. 31,946 - Partly Cloudy - 94 F

livebaseballscorecards.com

Batter	1	2	3	4	5	6	7	8	9	AB	R	H	RBI	BB	SO	LOB
41 Carlos Santana, S (1, 3) OBP: 0.353, SLG: 0.490	B CH 87 X CH 87 1-0 2B		B SI 92 B FS 83 B FS 83 C FF 93 B FF 94 4-1 BB			B SL 77 B FS 81 B FF 94 C FF 90 C FF 93 B FF 94 4-2 22 G6-4-3 BB		B CH 84 C FF 94 F CH 85 X FF 94 1-2 F7 ③		2	0	1	0	2	0	0
22 Jason Kipnis, L (1, 4) OBP: 0.341, SLG: 0.485	B FF 92 F FS 82 B FF 95 F FF 94 S FS 85 2-3 ① K		B FS 83 C SI 92 X FF 94 1-1 ② F8			C SI 92 X FS 83 0-1 ①② G6-4-3 1-2f			B SL 86 C FF 93 X FS 85 1-1 12 1B 8 2B 1B	4	1	1	0	0	1	3
12 Francisco Lindor, S (1, 6) OBP: 0.361, SLG: 0.461	S FS 84 F FS 85 B FF 95 S FF 94 1-3 ② K		C FF 93 B SL 79 F FS 84 D FS 86 F FF 95 B FF 96 F FS 84 F FF 95 S FS 85 3-3 ③ K			F FS 84 F FF 95 X FF 97 0-2 1B			F FS 86 X SL 85 0-1 8 DI 1-3 8 2B 1B	4	1	2	0	0	2	2
26 Mike Napoli, R (1, 10) OBP: 0.328, SLG: 0.485	B FF 94 B FF 95 B FS 84 S FF 95 B FF 93 4-1 BB			C SL 78 F FS 82 B FF 93 X FF 94 1-2 ① P3		D FS 83 S FS 84 S FF 95 F FF 96 D FS 85 F FF 96 F FF 95 D SL 82 S FS 85 3-3 ③ K			C FF 94 B FF 95 F FF 94 B FS 88 S FF 95 2-3 ① K	3	0	0	0	1	2	3
11 José Ramírez, S (1, 5) OBP: 0.347, SLG: 0.401	B SL 78 C FS 83 F SI 93 F FF 96 X FS 84 1-2 ③ L5			C FF 91 F SL 78 F FF 93 B FS 84 X SL 80 1-2 8 G4-6-3 1B			C FF 92 B FF 94 F FS 83 F FF 93 X FF 95 2-2 ① G6-3		C FF 95 B FF 94 B FS 88 X FS 87 2-1 ② P3	4	0	1	0	0	0	4
8 Lonnie Chisenhall, L (1, 9) OBP: 0.346, SLG: 0.466		C SL 74 B SL 77 F CH 81 F FF 93 F FS 84 F FF 92 F FF 93 B SL 79 X FS 84 2-2 ① L8		F FF 93 F FF 94 B FF 94 X FS 84 1-2 ②③ G4-6-3 1-2f			B FS 82 X FS 84 1-0 ② P6		F FF 95 B FF 95 F FF 95 B SL 87 X FS 87 2-2 1-H 3-H 2B	4	0	1	2	0	0	1
72 Tyler Naquin, L (1, 8) OBP: 0.383, SLG: 0.628 4 Juan Uribe, R (9, PH) OBP: 0.269, SLG: 0.346		S FF 93 B SI 93 S FF 93 S FF 94 1-3 ② K			B SI 91 F FF 91 F CH 83 S FF 93 1-3 ① K		B FF 95 S FF 93 F FF 92 B FF 96 T FF 95 2-2 ③ K		B SI 96 F SI 97 F SI 97 X SI 97 1-2 ③ G6-3	3 1	0 0	0 0	0 0	0 0	3 0	0 1
20 Rajai Davis, R (1, 7) OBP: 0.323, SLG: 0.420		F FF 92 B FF 90 T FF 94 X FF 94 1-2 ③ P6			X SL 78 0-0 55 G6-4-3 1B			C SL 85 B FF 96 S SL 86 B SL 84 F FF 94 S FF 95 2-3 ① K		3	0	1	0	0	1	0
55 Roberto Pérez, R (1, 2) 35 Abraham Almonte, S (8, PH) OBP: 0.222, SLG: 0.320 38 Chris Gimenez, R (8, 2) OBP: 0.245, SLG: 0.283			C FF 90 B FS 89 B FS 89 C FF 93 X FF 94 2-2 ① G6-3		1 SAFE F FF 93 B FF 91 B FF 94 1 SAFE B FS 83 X FF 94 3-1 ②③ G6-4-3 1-2f			C FF 94 S CH 86 X CH 86 0-2 ② G1-3		2 1 0	0 0 0	0 0 0	0 0 0	0 0 0	1 0 0	1 0 0

TOP	
AB	31
R	2
H	7
RBI	2
BB	3
SO	9
LOB	15

Inning Stats	1	2	3	4	5	6	7	8	9
	R: 0 E: 0 K: 2 S: 12 H: 1 LOB: 2 BB: 1 P: 21	R: 0 E: 0 K: 1 S: 13 H: 0 LOB: 0 BB: 0 P: 17	R: 0 E: 0 K: 1 S: 12 H: 0 LOB: 1 BB: 1 P: 22	R: 0 E: 0 K: 0 S: 10 H: 1 LOB: 0 BB: 0 P: 13	R: 0 E: 0 K: 1 S: 6 H: 1 LOB: 0 BB: 0 P: 10	R: 0 E: 0 K: 1 S: 13 H: 1 LOB: 1 BB: 1 P: 20	R: 0 E: 0 K: 1 S: 8 H: 0 LOB: 0 BB: 0 P: 13	R: 0 E: 0 K: 1 S: 10 H: 0 LOB: 0 BB: 0 P: 13	R: 2 E: 0 K: 1 S: 15 H: 3 LOB: 1 BB: 0 P: 23

1B: 5	SF: 0	WP: 0	PA: 34
2B: 2	SAC: 0	PB: 0	
3B: 0	DP: 3	SB: 0	
HR: 0	HBP: 0	CS: 0	

PITCHER		IP	WLS	BF	H	R	ER	SO	BB	IBB	HBP	BLK	WP	HR	S	P	ERA	WHIP
39 Kevin Gausman, R ERA: 3.77	(1, 1)	7.0	W	25	4	0	0	7	3	0	0	0	0	0	74	116	0.00	1.000
60 Mychal Givens, R ERA: 3.53	(8, 1)	1.0		3	0	0	0	1	0	0	0	0	0	0	10	13	0.00	0.000
35 Brad Brach, R ERA: 1.19	(9, 1)	0.2		5	3	2	2	1	0	0	0	0	0	0	12	19	27.00	4.500
53 Zack Britton, L ERA: 0.65	(9, 1)	0.1	S	1	0	0	0	0	0	0	0	0	0	0	3	4	0.00	0.000

PITCHER		IP	WLS	BF	H	R	ER	SO	BB	IBB	HBP	BLK	WP	HR	S	P	ERA	WHIP

BOTTOM

Cleveland Indians @ Baltimore Orioles

Oriole Park at Camden Yards, Baltimore, MD

Sat Jul 23 2016, 7:08 PM - 10:14 PM EDT

Att. 31,946 - Partly Cloudy - 94 F

livebaseballscorecards.com

Batter	1	2	3	4	5	6	7	8	9	AB	R	H	RBI	BB	SO	LOB
10 Adam Jones, R (1, 8) OBP: 0.311, SLG: 0.442	F CH 84 B FC 85 X FC 84 1-1 13 1B 19 FC4-6 1B		B FC 84 F FC 84 X FC 84 1-1 ① F8		F FC 86 1 SAFE X CU 73 0-1 1-2 1B		X CU 82 0-0 ② G5-3 1-2 2-3			4	1	2	0	0	0	2
6 Jonathan Schoop, R (1, 4) OBP: 0.324, SLG: 0.501	1 SAFE B FC 83 1 SAFE S CH 83 X FC 84 1-1 ① F9		C CU 73 F CU 74 B FF 87 F FF 87 F CU 75 S FC 85 1-3 ② K		F FC 84 F FC 86 F CU 74 F CU 74 X FF 87 0-2 ③ F9		B FF 91 D CU 84 F CU 83 X CU 83 2-1 2-3 3-H 1B			4	0	1	1	0	1	3
13 Manny Machado, R (1, 5) OBP: 0.373, SLG: 0.557	1 SAFE B CH 85 C FC 83 1 SAFE B FC 86 F FC 85 F CU 73 B CU 74 X FC 86 3-2 19 FC4-6 1-3 1B		X FC 86 0-0 ③ G3			F CU 74 S CU 74 B CU 74 X FC 84 1-2 ① G1-3	B SI 89 S CU 82 B CU 82 C CU 81 1 SAFE X CU 82 2-2 ③ G4-3			4	0	1	0	0	0	2
19 Chris Davis, L (1, 3) OBP: 0.339, SLG: 0.475	B FF 87 S FC 86 1 SAFE B FC 86 C CU 73 1 SAFE X CU 74 2-2 ② FC4-6 45 HR 1-2f 3-H			B FF 86 B FC 85 F FC 84 S CU 72 C FF 87 2-3 ① K		S CH 80 F FC 86 B CU 73 C FC 83 1-3 ② K		C FF 88 B FF 89 B FF 88 X SL 76 2-1 ① G3		4	1	0	1	0	2	1
45 Mark Trumbo, R (1, 9) OBP: 0.336, SLG: 0.570 29 Julio Borbon, L (9, 7) OBP: 0.333, SLG: 0.333	S FC 86 B FC 86 X SI 88 1-1 1-H HR			C CU 73 B CU 76 C FC 84 B CU 75 S FC 85 2-3 ② K		C FC 84 F CU 74 B CU 74 F FF 88 S FC 84 1-3 ③ K		X FF 88 0-0 ② G6-3		4 0	1 0	1 0	2 0	0 0	2 0	0 0
24 Pedro Alvarez, L (1, 10) OBP: 0.303, SLG: 0.475	C SI 88 B CH 84 F FC 87 F CU 75 S CU 75 1-3 ③ K			X CH 81 0-0 ③ G1-3			B SI 86 X FC 84 1-0 HR	C FF 89 B SL 78 B SL 79 X CH 81 2-1 ③ G6-3		4	1	1	1	0	1	0
2 J.J. Hardy, R (1, 6) OBP: 0.310, SLG: 0.413		C FC 83 C FC 84 B FF 87 F CU 74 B FC 85 B FF 88 X FF 88 3-2 36 G5-4-3 1B			C FF 86 S CU 74 B FF 87 B FC 84 S CU 74 2-3 ① K		B SI 90 B CU 82 C SI 91 B SI 91 C SI 91 X SI 91 3-2 10 G5-3 36 1B 6 1B 1B			3	1	2	0	0	1	0
14 Nolan Reimold, R (1, 7) (9, 9) OBP: 0.314, SLG: 0.404		S FC 84 C FF 86 F FF 88 1 SAFE S CU 74 0-3 ① K			X FC 85 0-0 ② G1-3		B CU 82 C SI 90 F CU 83 C SI 90 1-3 ① K			3	0	0	0	0	2	2
36 Caleb Joseph, R (1, 2) OBP: 0.257, SLG: 0.223		C FF 86 1 SAFE C FF 88 F CU 74 D FC 85 1 SAFE F FC 85 F FF 88 D CU 73 2-2 ② X FC 84 ③ G5-4-3 1-2f			C FF 87 F CU 74 X FF 87 0-2 10 1B 1B		C CU 82 D CU 83 1 SAFE X CU 83 1-1 6 1B 10 G5-3 1-2 1B			3	0	2	0	0	0	1
Inning Stats	R: 3 E: 0 K: 1 S: 17 H: 3 LOB: 0 BB: 0 P: 26		R: 0 E: 0 K: 1 S: 14 H: 1 LOB: 0 BB: 0 P: 19	R: 0 E: 0 K: 1 S: 8 H: 0 LOB: 0 BB: 0 P: 10	R: 0 E: 0 K: 2 S: 7 H: 0 LOB: 0 BB: 0 P: 11	R: 0 E: 0 K: 1 S: 14 H: 2 LOB: 2 BB: 0 P: 16	R: 0 E: 0 K: 2 S: 10 H: 0 LOB: 0 BB: 0 P: 13	R: 2 E: 0 K: 1 S: 15 H: 4 LOB: 2 BB: 0 P: 25	R: 0 E: 0 K: 0 S: 5 H: 0 LOB: 0 BB: 0 P: 9		1B: 8 2B: 0 3B: 0 HR: 2 SF: 0 SAC: 0 DP: 1 HBP: 0						

	AB	33
	R	5
	H	10
	RBI	5
	BB	0
	SO	9
	LOB	11

WP: 0 PA: 33
PB: 0
SB: 0
CS: 0

PITCHER		IP	WLS	BF	H	R	ER	SO	BB	IBB	HBP	BLK	WP	HR	S	P	ERA	WHIP
43 Josh Tomlin, R ERA: 3.48	(1, 1)	6.0	L	24	7	4	4	8	0	0	0	0	0	2	71	97	6.00	1.167
53 Jeff Manship, R ERA: 3.07	(7, 1)	1.0		6	3	1	1	1	0	0	0	0	0	0	14	23	9.00	3.000
57 Kyle Crockett, L ERA: 9.0	(8, 1)	1.0		3	0	0	0	0	0	0	0	0	0	0	5	9	0.00	0.000

PITCHER	IP	WLS	BF	H	R	ER	SO	BB	IBB	HBP	BLK	WP	HR	S	P	ERA	WHIP

Batter	1	2	3	4	5	6	7	8	9	AB	R	H	RBI	BB	SO	LOB
41 Carlos Santana, S (1, 10) OBP: 0.352, SLG: 0.486	B SI 86 B SI 87 C SI 88 B SL 86 D SI 89 4-1 22 G5-3 BB		B SL 82 F SI 89 C SI 89 S SL 86 1-3 ② K	B SL 86 X SL 83 1-0 ③ F7			B KC 74 C SL 85 F SI 88 B SI 91 S KC 78 2-3 ③ K			3	0	0	0	1	2	1
22 Jason Kipnis, L (1, 4) OBP: 0.343, SLG: 0.484	B SI 88 C FF 88 X SL 85 1-1 ① G5-3 1-2		B KC 74 C SI 87 F CH 82 B SI 89 F SI 90 B SI 90 F SL 86 B SL 85 4-2 12 1B BB		C FF 88 F FC 87 X SI 87 0-2 ① F7			C FF 94 B FF 94 F FF 95 B SL 87 F FF 95 B SL 86 X FS 86 3-2 12 E 26 1B 1B		3	1	1	0	1	0	1
12 Francisco Lindor, S (1, 6) OBP: 0.360, SLG: 0.458	C SL 84 B SI 88 F KC 76 F SI 88 X SI 89 1-2 ② F7		X FC 89 0-0 26 FC6-4 1-2 1B		C SI 88 X SL 85 0-1 ② G6-3			X FS 85 0-0 FC4 26 1B 1-2		4	0	1	0	0	0	2
26 Mike Napoli, R (1, 3) OBP: 0.327, SLG: 0.483	C SI 88 S SI 88 X SI 88 0-2 ③ L3		X SL 87 0-0 ③ FC6-4 1-2f		C CH 85 S KC 76 C FF 87 0-3 ③ K			B FF 94 B FF 95 C FS 86 F FF 95 F FF 96 D FS 88 X FF 95 3-2 8 G4-6-3 1-2 2-H 1B		4	0	1	1	0	1	3
11 José Ramírez, S (1, 7) OBP: 0.346, SLG: 0.397		C FF 87 X FF 87 0-1 ① G3-1		B SI 85 B CH 86 C SL 82 F SI 88 B SL 84 F SI 88 F SI 89 B SL 84 4-2 8 1B 72 2B BB		B SL 82 X SL 84 1-0 ① F7		X FF 94 0-0 ① F7		3	1	0	0	1	0	2
8 Lonnie Chisenhall, L (1, 9) OBP: 0.349, SLG: 0.471		B SI 86 X SI 87 1-0 ② 4 G6-3 2B		F FC 89 1 SAFE B CH 87 C SL 85 F FF 87 X KC 74 1-2 72 2B 55 SF7 1-3 1B		B SI 88 X SI 87 1-0 ② F9		B FF 94 B FF 94 X FF 95 2-0 ② ③ G4-6-3 1-2f		4	1	2	0	0	0	2
4 Juan Uribe, R (1, 5) OBP: 0.265, SLG: 0.341		C SI 88 S SI 86 B SL 85 F SL 85 D FF 86 X SI 88 2-2 ② G6-3 2-3		F SI 87 X SL 86 0-1 ① P3		F FF 89 B FF 90 F FC 89 B SI 88 X SL 86 2-2 ③ G5-3			C SI 85 S SL 79 S SL 79 0-3 ① K	4	0	0	0	0	1	3
72 Tyler Naquin, L (1, 8) OBP: 0.380, SLG: 0.626		C KC 75 B SI 88 B SI 90 X SL 85 2-1 ③ G1-3		C SL 84 F SI 89 B SI 88 X SI 88 1-2 55 SF7 1-3 3-H 2B			B SI 88 F SI 88 X SL 82 1-1 ① F7		B FF 86 S FF 86 S FF 86 F FF 86 F SL 80 S FF 86 1-3 ② K	4	0	1	1	0	1	1
55 Roberto Pérez, R (1, 2) OBP: 0.310, SLG: 0.053			B FF 88 X SL 83 1-0 ① 1B	B SI 88 C SI 89 C KC 75 D SL 86 B SI 88 X SI 89 3-2 ② SF7 2-3 3-H			F SI 89 B SI 88 B KC 74 X SL 86 2-1 ② G6-3		B SL 80 C SI 85 F SL 79 B SL 79 C FF 86 2-3 ③ K	3	0	1	1	0	1	0
Inning Stats	R: 0 E: 0 K: 0 S: 10 H: 0 LOB: 1 BB: 1 P: 16	R: 0 E: 0 K: 0 S: 9 H: 1 LOB: 1 BB: 0 P: 14	R: 0 E: 0 K: 1 S: 10 H: 2 LOB: 2 BB: 1 P: 16	R: 2 E: 0 K: 0 S: 17 H: 2 LOB: 1 BB: 1 P: 27	R: 0 E: 0 K: 1 S: 8 H: 0 LOB: 0 BB: 0 P: 8	R: 0 E: 0 K: 0 S: 5 H: 0 LOB: 0 BB: 0 P: 9	R: 0 E: 0 K: 1 S: 7 H: 0 LOB: 0 BB: 0 P: 12	R: 1 E: 1 K: 0 S: 11 H: 2 LOB: 1 BB: 0 P: 19	R: 0 E: 0 K: 3 S: 11 H: 0 LOB: 0 BB: 0 P: 14	1B: 5 2B: 2 3B: 0 HR: 0 SF: 1 SAC: 0 DP: 1 HBP: 0						

PITCHER	IP	WLS	BF	H	R	ER	SO	BB	IBB	HBP	BLK	WP	HR	S	P	ERA	WHIP
48 Vance Worley, R (1, 1) ERA: 3.09	7.0		28	5	2	2	3	3	0	0	0	0	0	66	102	2.57	1.143
35 Brad Brach, R (8, 1) ERA: 1.17	1.0	B	5	2	1	0	0	0	0	0	0	0	0	11	19	0.00	2.000
56 Darren O'Day, R (9, 1) ERA: 3.0	1.0	W	3	0	0	0	3	0	0	0	0	0	0	11	14	0.00	0.000

PITCHER	IP	WLS	BF	H	R	ER	SO	BB	IBB	HBP	BLK	WP	HR	S	P	ERA	WHIP

TOP

Cleveland Indians @ Baltimore Orioles

Oriole Park at Camden Yards, Baltimore, MD

Sun Jul 24 2016, 1:38 PM - 4:24 PM EDT

Att. 37,821 - Partly Cloudy - 90 F

livebaseballscorecards.com

AB	32
R	3
H	7
RBI	3
BB	3
SO	6
LOB	15

Cleveland Indians @ Baltimore Orioles

Oriole Park at Camden Yards, Baltimore, MD

Sun Jul 24 2016, 1:38 PM - 4:24 PM EDT

Att. 37,821 - Partly Cloudy - 90 F

livebaseballscorecards.com

BOTTOM

Batter	1	2	3	4	5	6	7	8	9	AB	R	H	RBI	BB	SO	LOB
10 Adam Jones, R (1, 8) OBP: 0.308, SLG: 0.437	X SI 91 0-0 ① F7		B SL 90 F SL 90 B SI 93 F CU 84 B SI 93 S CU 85 3-3 ③ K		B SI 91 F SL 90 C SI 92 S FF 92 1-3 ② K		F SI 92 S FF 92 X SL 89 0-2 ③ F9			4	0	0	0	0	2	1
6 Jonathan Schoop, R (1, 4) OBP: 0.326, SLG: 0.512	B SI 91 F SI 92 C SI 93 X SI 94 1-2 ② L9			C SL 87 S SI 91 X SI 93 0-2 13 1B 2B	B SL 90 X CU 84 1-0 HR			F FC 92 F FC 94 B FC 94 T SL 81 1-2 ① K		4	2	2	1	0	1	0
13 Manny Machado, R (1, 5) OBP: 0.374, SLG: 0.555	C CU 82 X CU 83 0-1 ③ F9			S SL 89 X SL 89 0-1 19 G3-1 24 FC6-4 2-H 1B	B SI 92 C SL 87 B SL 89 C SL 90 X CU 84 2-2 ③ G3-1			B FC 93 B SL 80 F FC 93 F FC 93 B SL 81 F FC 93 B FC 95 4-2 19 BB BB		3	1	1	1	1	0	0
19 Chris Davis, L (1, 3) OBP: 0.338, SLG: 0.471		C SI 91 F SL 89 B SI 93 S CU 83 1-3 ① K		B CU 83 S CU 83 B SI 92 X SL 89 2-1 ① G3-1 2-3		S CU 83 S CU 83 B SI 93 S SL 89 1-3 ① K		S FC 94 F FC 93 B FC 95 F SL 81 B FC 95 B FC 93 1 SAFE B FC 95 4-2 ② 1-2 BB		3	0	0	0	1	2	1
45 Mark Trumbo, R (1, 9) OBP: 0.335, SLG: 0.565		F SL 89 F CU 82 X SI 94 0-2 ② G3		S CU 84 B SI 94 S CU 84 D CU 84 F SL 91 B CU 86 D CU 86 4-2 24 FC6-4 BB		C SI 94 S SI 93 B FF 93 B CU 86 S CU 84 2-3 ② K		X FC 95 0-0 ③ L9		3	0	0	0	1	1	1
24 Pedro Alvarez, L (1, 10) OBP: 0.302, SLG: 0.471		C CU 83 B SI 92 B SL 91 X CU 84 2-1 ③ G4-3		C SL 88 B FF 94 X FF 94 1-1 ② FC6-4 3 1B 1-2f 3-H		X SL 90 0-0 1B			S KC 83 S KC 84 F KC 83 S KC 83 0-3 K 3 SH3-4 14 HR	4	1	1	1	0	1	1
3 Ryan Flaherty, L (1, 6) OBP: 0.306, SLG: 0.331			S CH 84 B SI 92 B SI 92 B SL 90 F SI 93 S SL 89 3-3 ① K	B SI 92 S SL 89 X SI 93 1-1 1-2 1B		B SL 88 B SI 92 C SL 89 B FF 92 C SI 93 S SL 90 3-3 ③ K			X FF 94 0-0 ① SH3-4 1-2	3	0	1	0	0	2	1
36 Caleb Joseph, R (1, 2) OBP: 0.257, SLG: 0.224			B CU 83 C SL 88 S CU 84 X CU 85 1-2 1B	C SL 88 B SL 90 B CU 84 X SL 89 2-1 ③ F9			F SL 87 B SI 90 X CU 82 1-1 ① F8		C FF 94 D KC 84 B KC 83 B FF 94 F FF 94 F FF 94 S FF 94 3-3 ② K	4	0	1	0	0	1	3
29 Julio Borbon, L (1, 7) OBP: 0.222, SLG: 0.222 14 Nolan Reimold, R (9, PH) OBP: 0.318, SLG: 0.430			L SI 92 F SL 89 B SI 93 B SI 92 F SL 89 S CU 84 2-3 ② K		X SI 92 0-0 ① F7		X FF 92 0-0 ② G1-3		B KC 84 D KC 83 X FF 93 2-0 2-H HR	3 1	0 1	0 1	0 2	0 0	1 0	1 0
Inning Stats	R: 0 E: 0 K: 0 S: 6 H: 0 LOB: 0 BB: 0 P: 7	R: 0 E: 0 K: 1 S: 8 H: 0 LOB: 0 BB: 0 P: 11	R: 0 E: 0 K: 3 S: 13 H: 1 LOB: 1 BB: 0 P: 22	R: 2 E: 0 K: 0 S: 16 H: 3 LOB: 2 BB: 1 P: 26	R: 1 E: 0 K: 1 S: 8 H: 1 LOB: 0 BB: 0 P: 12	R: 0 E: 0 K: 3 S: 10 H: 1 LOB: 1 BB: 0 P: 16	R: 0 E: 0 K: 0 S: 6 H: 0 LOB: 0 BB: 0 P: 7	R: 0 E: 0 K: 1 S: 10 H: 0 LOB: 1 BB: 2 P: 19	R: 2 E: 1 K: 2 S: 10 H: 1 LOB: 0 BB: 0 P: 15	1B: 4 2B: 1 3B: 0 HR: 2 SF: 0 SAC: 1 DP: 0 HBP: 0						

	AB	R	H	RBI	BB	SO	LOB
AB	32						
R	5						
H	7						
RBI	5						
BB	3						
SO	11						
LOB	9						

WP: 0 PB: 0 SB: 0 CS: 0 PA: 36

PITCHER		IP	WLS	BF	H	R	ER	SO	BB	IBB	HBP	BLK	WP	HR	S	P	ERA	WHIP
28 Corey Kluber, R ERA: 3.44	(1, 1)	7.0		28	6	3	3	8	1	0	0	0	0	1	67	101	3.86	1.000
27 Bryan Shaw, R ERA: 4.35	(8, 1)	1.0		4	0	0	0	1	2	0	0	0	0	0	10	19	0.00	2.000
37 Cody Allen, R ERA: 2.55	(9, 1)	0.2	L	4	1	2	0	2	0	0	0	0	0	1	10	15	0.00	1.500

PITCHER	IP	WLS	BF	H	R	ER	SO	BB	IBB	HBP	BLK	WP	HR	S	P	ERA	WHIP

Washington Nationals @ Cleveland Indians

Progressive Field, Cleveland, OH

Tue Jul 26 2016, 7:12 PM - 10:27 PM EDT

Att. 23,711 - Clear - 79 F

TOP

livebaseballscorecards.com

Batter	1	2	3	4	5	6	7	8	9	AB	R	H	RBI	BB	SO	LOB
7 Trea Turner, R (1, 8) OBP: 0.326, SLG: 0.442	C FF 93 B FF 94 B FF 94 B FF 93 F FF 94 B FF 96 4-2 34 F8 34 S 20 1B BB	B SL 84 F FF 93 S CH 84 F CH 84 F CH 86 F FF 94 S CH 85 1-3 ① K	B SL 83 B FF 91 F FF 91 X FF 93 2-1 34 FC4-6 1B	B SL 83 C FF 91 B FF 92 C SI 91 F SI 92 B FF 91 S FF 89 3-3 ② K	B FC 94 F FC 93 X FC 93 1-1 E3 34 FC1-2 1-2 2-3 3-H	4	1	1	0	1	2	2
34 Bryce Harper, L (1, 9) OBP: 0.380, SLG: 0.458	B FF 94 F FF 94 X FF 94 1-1 ① F8 1-3	B FF 93 B FF 94 B CH 85 C CH 86 X CH 87 3-1 ② L9	1 SAFE 1 SAFE B FF 88 1 SAFE B FF 89 B FF 88 C FF 88 1 SAFE X FF 89 3-1 ① FC4-6 20 L3 1-2f	B FF 91 B SI 91 C SI 90 F FF 90 X FF 92 2-2 ③ L8	C FC 93 B FC 94 C FC 94 B FC 94 B FC 94 X FC 95 3-2 ② FC1-2 1-2 2-3 3-Hf	5	0	0	0	0	0	5
20 Daniel Murphy, L (1, 4) OBP: 0.389, SLG: 0.614	B FF 94 D CH 85 S SL 86 F FF 95 F FF 97 F SL 88 D CH 86 X FF 96 3-2 28 2B 3-H 1B	X FF 94 0-0 ③ L9	B FF 89 1 SAFE B FF 90 X FF 89 2-0 ②③ L3 1-1	S SL 86 X FF 97 0-1 ① P5	C FC 93 S SL 82 X FC 96 0-2 ③ G4-3	5	1	1	1	0	0	4
40 Wilson Ramos, R (1, 2) OBP: 0.390, SLG: 0.546	B FF 93 S FF 95 T FF 94 F FF 94 F FF 94 S FF 95 1-3 ② K	X FF 92 0-0 6 HR 2B	C CU 81 B SI 90 B CU 84 F SI 91 B CU 84 X SI 91 3-2 HR	S SL 87 B SL 88 C SL 86 S SL 85 1-3 ② K	4	2	2	1	0	2	1
28 Jayson Werth, R (1, 10) OBP: 0.340, SLG: 0.423	B FF 93 B FF 93 C FF 95 X FF 94 2-1 1-H 2B	D FF 93 C CH 82 F CH 83 F CH 84 B CH 83 C SL 81 2-3 ① K	B CU 84 B SI 91 B SI 92 X FF 92 3-0 6 1B 2B	C FF 97 C FF 98 B FF 98 B SL 86 B SL 88 X FF 96 3-2 ③ G6-3	4	0	2	1	0	1	1
6 Anthony Rendon, R (1, 5) OBP: 0.342, SLG: 0.427	F FF 94 S CH 84 B FF 94 T CH 85 1-2 ③ K	F FF 92 S CH 85 F CH 86 F FF 95 X CH 84 0-2 2-H HR	B SI 91 C SI 91 S CU 84 F CU 83 F SI 90 B CU 83 F CU 82 X SI 90 2-2 11 L1-3 2-3 1B	X FF 95 0-0 9 1B 7 E 2B	4	2	3	2	0	1	1
11 Ryan Zimmerman, R (1, 3) OBP: 0.281, SLG: 0.396	C FF 93 B FF 92 B CH 84 F FF 94 X CH 85 2-2 ① G5-3	C FF 93 X SL 85 0-1 ② G6-3	X SI 91 0-0 ①② L1-3 1-1	C FF 96 B FF 96 X SL 88 1-1 ① F9	4	0	0	0	0	0	3
8 Danny Espinosa, S (1, 6) OBP: 0.323, SLG: 0.427	C SI 92 B FF 94 S CH 85 F CH 86 B FF 96 S CH 86 2-3 ② K	B FF 92 B FF 94 S CH 83 B SL 80 F FF 92 B FF 96 4-2 BB	S FF 91 S FF 90 B FF 91 X FF 91 1-2 ③ G3	H FC 92 1-0 7 E 9 1B 34 FC1-2 HBP	2	0	0	0	1	1	1
9 Ben Revere, L (1, 7) OBP: 0.262, SLG: 0.302	B FF 93 C CH 85 B CH 83 X FF 95 2-1 ③ L3	1 SAFE B FF 92 X FF 94 1-0 ③ L7	B FF 89 B SI 90 B FF 89 C FF 90 X FF 90 3-1 ① G6-3	B FC 93 B FC 94 B FC 94 C FC 93 F FC 93 X FC 94 3-2 34 FC1-2 7 E 1-2 2-3 1B	4	0	1	0	0	0	1

Inning Stats	1	2	3	4	5	6	7	8	9
	R: 2 E: 0 K: 2 S: 19	H: 2 LOB: 1 BB: 1 P: 31	R: 0 E: 0 K: 1 S: 9	H: 0 LOB: 0 BB: 0 P: 15	R: 0 E: 0 K: 1 S: 9	H: 0 LOB: 0 BB: 0 P: 13	R: 2 E: 0 K: 1 S: 15	H: 2 LOB: 1 BB: 1 P: 22	R: 0 E: 0 K: 0 S: 5	H: 1 LOB: 0 BB: 0 P: 12	R: 1 E: 0 K: 0 S: 14	H: 3 LOB: 1 BB: 0 P: 23	R: 0 E: 0 K: 1 S: 9	H: 0 LOB: 0 BB: 0 P: 17	R: 0 E: 0 K: 1 S: 8	H: 0 LOB: 0 BB: 0 P: 12	R: 1 E: 1 K: 0 S: 14	H: 2 LOB: 3 BB: 0 P: 23

1B: 4 2B: 6 3B: 0 HR: 2	SF: 0 SAC: 0 DP: 2 HBP: 1	WP: 0 PB: 0 SB: 1 CS: 0	PA: 39
---	---	---	---

PITCHER		IP	WLS	BF	H	R	ER	SO	BB	IBB	HBP	BLK	WP	HR	S	P	ERA	WHIP
31 Danny Salazar, R ERA: 2.97	(1, 1)	4.0		19	5	4	4	5	2	0	0	0	0	1	54	85	9.00	1.750
57 Kyle Crockett, L ERA: 7.71	(5, 1)	1.0		2	0	0	0	0	0	0	0	0	0	0	3	8	0.00	0.000
53 Jeff Manship, R ERA: 3.38	(6, 1)	0.0		3	3	1	1	0	0	0	0	0	0	1	10	18	∞	∞
61 Dan Otero, R ERA: 1.13	(6, 1)	2.0		5	0	0	0	1	0	0	0	0	0	0	13	22	0.00	0.000
49 Austin Adams, R ERA: 5.84	(8, 1)	1.1		5	1	1	0	1	0	0	0	0	0	0	11	16	0.00	0.750

PITCHER		IP	WLS	BF	H	R	ER	SO	BB	IBB	HBP	BLK	WP	HR	S	P	ERA	WHIP
27 Bryan Shaw, R ERA: 4.29	(9, 1)	0.2	W	5	1	0	0	0	0	0	1	0	0	0	11	19	0.00	1.500

AB	36
R	6
H	10
RBI	5
BB	2
SO	7
LOB	19

BOTTOM

Batter	1	2	3	4	5	6	7	8	9	AB	R	H	RBI	BB	SO	LOB
20 Rajai Davis, R (1, 8) OBP: 0.324, SLG: 0.418	B SI 89 B SI 91 B SI 91 B FF 90 4-0 22 2B 12 PB BB		B SI 88 F CH 83 S FF 91 B CU 78 X FF 91 2-2 ① F9		F CH 81 X CH 83 0-1 ① L7		F SI 96 F SI 96 X SI 95 0-2 ②③ G5-4-3 1-2f		X FF 90 0-0 12 1B 1-2 2-3 1B	4	1	1	0	1	0	1
22 Jason Kipnis, L (1, 4) OBP: 0.344, SLG: 0.488	1 SAFE C FF 90 B FF 89 1 SAFE X FF 91 1-1 12 PB 41 SF7 1-3 2B		B CU 76 F FF 92 F FF 90 B CU 78 F FF 92 F CU 77 S CU 78 2-3 ② K		C FF 90 B FF 90 C SI 89 B FF 89 X FF 91 2-2 ② L7			C FF 96 S SL 84 X SL 85 0-2 12 1B 26 G6-4-3 2B	X SI 93 0-0 ① L7	5	2	2	0	0	1	3
12 Francisco Lindor, S (1, 6) OBP: 0.362, SLG: 0.460	B SI 92 X FF 92 1-0 ① P4 2-3 3-H		B SI 93 C SI 92 F CU 78 X FF 92 1-2 26 1B 1B		X FF 92 0-0 ③ G6-3			F FF 96 X FF 97 0-1 26 G6-4-3 2-3 1B	F SL 80 X FF 94 0-1 1-2 2-3 3-H 1B	5	0	3	1	0	0	1
26 Mike Napoli, R (1, 3) OBP: 0.329, SLG: 0.481	B FF 92 B CU 79 B FF 91 B FF 92 4-0 BB		1 SAFE B FF 90 C SI 89 X CH 83 1-1 41 FC5-4 1-2 1B			B SI 90 B SI 90 B SI 89 C SI 90 F FF 91 C SI 92 3-3 ① K		B FF 96 B CH 87 S FF 95 1 SAFE 1 SAFE T FF 94 D CH 87 X FF 95 3-2 ①② G6-4-3 1-2f 3-H		3	0	1	0	1	1	1
41 Carlos Santana, S (1, 10) OBP: 0.349, SLG: 0.482	B FF 92 F CH 84 B FF 92 B SI 92 F SI 91 X CH 84 3-2 ② SF7 3-H		B SI 90 C CU 77 F FF 91 X CU 78 1-2 ③ FC5-4 1-2f			B SI 91 X SI 90 1-0 ② G6-3		B FF 95 F CH 87 X CH 88 1-1 ③ F9		3	0	0	1	0	0	2
11 José Ramírez, S (1, 7) OBP: 0.347, SLG: 0.396	X SI 91 0-0 ③ L8			C FF 91 C CH 82 F FF 91 X CU 79 0-2 35 FC6-4 1B		B CH 84 B CH 84 F SI 91 S FF 92 B FF 90 F SI 92 X FF 92 3-2 ③ G6-3			B FF 90 B FF 89 C FF 89 S FS 86 B FF 89 F FF 90 B FF 91 4-2 72 2B BB	3	1	1	0	1	0	1
4 Juan Uribe, R (1, 5) OBP: 0.262, SLG: 0.336 72 Tyler Naquin, L (9, PH) OBP: 0.383, SLG: 0.633		C SI 90 C CU 77 B CU 80 F CH 84 B FF 92 F CU 78 F FF 91 S FF 92 2-3 ① K	C SI 89 F FF 90 F CU 77 F CH 83 X FF 92 0-2 ① L9				C SI 91 F CH 84 F SI 89 X FF 91 0-2 ① F8		C FF 91 S FF 91 B FF 91 X FS 83 1-2 38 SH 1-H 2B	3 1	0 1	0 1	0 1	0 0	1 0	1 0
35 Abraham Almonte, S (1, 9) OBP: 0.233, SLG: 0.357 38 Chris Gimenez, R (8, 2) OBP: 0.245, SLG: 0.283		B CU 77 C SI 92 B FF 91 S CH 84 B FF 91 F CH 82 C FF 92 3-3 ② K	B SI 91 X SI 90 1-0 ② FC6-4 1-2f				B SI 91 F SI 91 S FF 91 F CU 78 X CU 77 1-2 8 1B 2B		D SL 79 X FF 90 1-0 SH 20 1B 12 1B 2-H	3 0	1 1	1 0	0 0	0 0	1 0	1 0
55 Roberto Pérez, R (1, 2) OBP: 0.290, SLG: 0.048 8 Lonnie Chisenhall, L (7, PH) OBP: 0.354, SLG: 0.473 (8, 9)		X SI 92 0-0 ③ L4	B SI 90 F SI 90 X FF 92 1-1 ③ F9				X FF 95 0-0 20 G5-4-3 2-H 1B		I IN 62 I IN 70 I IN 67 I IN 67 4-0 12 1B 20 1B IBB	2 1	0 0	0 1	0 1	0 1	0 0	1 0
Inning Stats	R: 2 H: 1 E: 0 LOB: 1 K: 0 BB: 2 S: 7 P: 20	R: 0 H: 0 E: 0 LOB: 0 K: 2 BB: 0 S: 11 P: 16	R: 0 H: 2 E: 0 LOB: 2 K: 1 BB: 0 S: 16 P: 23	R: 0 H: 1 E: 0 LOB: 1 K: 0 BB: 0 S: 12 P: 14	R: 0 H: 0 E: 0 LOB: 0 K: 0 BB: 0 S: 6 P: 8	R: 0 H: 0 E: 0 LOB: 0 K: 1 BB: 0 S: 8 P: 15	R: 1 H: 2 E: 0 LOB: 0 K: 0 BB: 0 S: 12 P: 13	R: 1 H: 2 E: 0 LOB: 0 K: 0 BB: 0 S: 10 P: 14	R: 3 H: 3 E: 1 LOB: 3 K: 0 BB: 2 S: 11 P: 21	1B: 7 SF: 1 2B: 4 SAC: 1 3B: 0 DP: 2 HR: 0 HBP: 0						WP: 0 PA: 39 PB: 1 SB: 0 CS: 0	

PITCHER		IP	WLS	BF	H	R	ER	SO	BB	IBB	HBP	BLK	WP	HR	S	P	ERA	WHIP
47 Gio González, L ERA: 4.44	(1, 1)	6.1		26	5	3	2	4	2	0	0	0	0	0	68	105	2.84	1.105
45 Blake Treinen, R ERA: 2.04	(7, 1)	0.2	H	2	1	0	0	0	0	0	0	0	0	0	4	4	0.00	1.500
73 Felipe Vázquez, L ERA: 4.44	(8, 1)	1.0	H	4	2	1	1	0	0	0	0	0	0	0	10	14	9.00	2.000
58 Jonathan Papelbon, R ERA: 4.18	(9, 1)	0.0	L	5	2	3	2	0	1	1	0	0	0	0	8	18	∞	∞
46 Oliver Pérez, L ERA: 4.25	(9, 1)	0.1		2	1	0	0	0	0	0	0	0	0	0	3	3	0.00	3.000

PITCHER	IP	WLS	BF	H	R	ER	SO	BB	IBB	HBP	BLK	WP	HR	S	P	ERA	WHIP

Washington Nationals @ Cleveland Indians

Progressive Field, Cleveland, OH

Tue Jul 26 2016, 7:12 PM - 10:27 PM EDT

Att. 23,711 - Clear - 79 F

livebaseballscorecards.com

AB	33
R	7
H	11
RBI	4
BB	4
SO	4
LOB	12

Batter	1	2	3	4	5	6	7	8	9	AB	R	H	RBI	BB	SO	LOB
7 Trea Turner, R (1, 8) OBP: 0.360, SLG: 0.511	B FF 94 X FF 94 1-0 2B	B CH 90 B CH 89 X FF 94 2-0 1-2 2-H 3-H 1B			C SL 87 B SL 86 B CH 91 F FF 92 X SL 86 2-2 ② G1-3		B FF 90 X SI 90 1-0 3-H 2B			4	0	3	3	0	0	0
34 Bryce Harper, L (1, 9) OBP: 0.377, SLG: 0.453	B FF 96 F FF 95 F CH 90 B FF 95 X FF 95 2-2 ① F9	B CH 89 B FF 94 F SI 93 X FF 93 2-1 ③ F8			B CH 88 C CH 87 S SL 89 B FF 94 F SL 89 S CH 89 2-3 ③ K		C SL 78 B FF 89 F FF 90 B FF 90 F SL 78 C FF 90 2-3 ③ K			4	0	0	0	0	2	4
20 Daniel Murphy, L (1, 4) OBP: 0.390, SLG: 0.624	C CH 90 S CU 85 C FF 95 0-3 ② K		C CU 81 X CH 91 0-1 ① L7			C FF 91 B SL 87 B SL 88 F CH 86 X CH 88 2-2 HR		B SL 79 C FF 88 B FF 89 X FF 87 2-1 28 G4-6-3 2B		4	1	2	1	0	1	1
40 Wilson Ramos, R (1, 2) OBP: 0.389, SLG: 0.541	C CU 84 B FF 95 F FF 95 X CU 85 1-2 ③ G1-3		S CU 81 X CH 90 0-1 ② G6-3			C SL 85 C SL 85 B CH 90 B CH 90 X SL 87 2-2 ① G5-3		B FC 92 B FC 93 S FC 93 F FC 94 D SL 81 B FC 94 4-2 28 G4-6-3 BB		3	0	0	0	1	0	1
28 Jayson Werth, R (1, 10) OBP: 0.339, SLG: 0.419		C FF 94 B CU 83 C FF 94 B FF 95 B CH 90 F CH 89 B FF 95 4-2 11 FC6-4 6 BB 7 1B BB	B CH 87 C FF 92 B CU 82 C CU 81 X SL 88 2-2 ③ G1-3			C FF 91 C CU 79 B FF 92 X SL 88 1-2 ② L9		C FC 94 B FC 92 B FC 94 B FC 94 X FC 94 3-1 ①② G4-6-3 1-2f 2-3		3	1	0	0	1	0	2
6 Anthony Rendon, R (1, 5) OBP: 0.342, SLG: 0.423		1 SAFE 1 SAFE 1 SAFE B CH 86 1 SAFE B FF 94 B FF 93 B FF 93 4-0 11 FC6-4 1-2 BB		C CU 80 S SL 85 C SL 87 0-3 ① K		F FF 91 F SL 87 X CH 90 0-2 ③ G5-3		C FC 94 F FC 92 B FC 94 F SL 81 B FC 93 X SL 82 2-2 ③ F7		3	0	0	0	1	1	1
11 Ryan Zimmerman, R (1, 3) OBP: 0.280, SLG: 0.394		S FF 94 B FF 94 S CH 89 X CH 90 1-2 ① FC6-4 9 S 7 1B 1-2f 2-3		X FF 93 0-0 ② G6-3			B FF 89 F SI 89 X SI 90 1-1 9 G4-3 8 SH3-4 7 2B 1B			F FF 94 S KC 82 C KC 83 0-3 ① K	4	2	1	0	0	1	2
8 Danny Espinosa, S (1, 6) OBP: 0.320, SLG: 0.423		B FF 93 S CH 88 F FF 93 S CH 89 1-3 ② K		C CH 85 S SL 87 F SI 93 F SL 88 S CH 88 0-3 ③ K			X FF 90 0-0 ① SH3-4 1-2			C KC 83 F FF 94 S FF 94 0-3 ② K	3	0	0	0	0	3	2
9 Ben Revere, L (1, 7) OBP: 0.262, SLG: 0.298		B FF 93 F FF 93 F CH 87 F SL 84 F CH 88 B FF 94 F CU 84 D CH 88 F CH 88 4-2 F FF 94 F CH 88 B FF 94 7 1B 1-2 BB			B CH 88 C CU 79 B SL 85 B CH 90 C FF 92 F FF 91 X FF 91 3-2 ① G4-3		B FF 90 F FF 90 X FF 90 1-1 ② G4-3 2-3		B FF 94 X FF 95 1-0 ③ L7	3	0	0	0	1	0	1

TOP

Washington Nationals @ Cleveland Indians

Progressive Field, Cleveland, OH

Wed Jul 27 2016, 12:11 PM - 3:21 PM EDT

Att. 26,607 - Sunny - 83 F

livebaseballscorecards.com

AB	31
R	4
H	6
RBI	4
BB	4
SO	8
LOB	14

Inning Stats	1	2	3	4	5	6	7	8	9	1B: 2	SF: 0	WP: 0	PA: 36
	R: 0 E: 0 K: 1 S: 10	H: 1 LOB: 1 BB: 0 P: 14	R: 2 E: 0 K: 1 S: 20	H: 1 LOB: 2 BB: 3 P: 38	R: 0 E: 0 K: 0 S: 7	H: 0 LOB: 0 BB: 0 P: 9	R: 0 E: 0 K: 2 S: 9	H: 0 LOB: 0 BB: 0 P: 9	R: 0 E: 0 K: 1 S: 11	H: 0 LOB: 0 BB: 0 P: 18	R: 1 E: 0 K: 0 S: 12	H: 1 LOB: 0 BB: 0 P: 17	R: 1 E: 0 K: 1 S: 10	H: 2 LOB: 1 BB: 0 P: 15	R: 0 E: 0 K: 0 S: 10	H: 1 LOB: 1 BB: 1 P: 21	R: 0 E: 0 K: 2 S: 7	H: 0 LOB: 0 BB: 0 P: 8	2B: 3 3B: 0 HR: 1	SAC: 1 DP: 1 HBP: 0	PB: 0 SB: 1 CS: 0	

PITCHER		IP	WLS	BF	H	R	ER	SO	BB	IBB	HBP	BLK	WP	HR	S	P	ERA	WHIP
59 Carlos Carrasco, R ERA: 2.45	(1, 1)	6.0	L	24	3	3	3	5	3	0	0	0	0	1	69	105	4.50	1.000
61 Dan Otero, R ERA: 1.33	(7, 1)	0.2		4	2	1	1	0	0	0	0	0	0	0	6	9	13.50	3.000
57 Kyle Crockett, L ERA: 7.36	(7, 1)	0.1		2	1	0	0	1	0	0	0	0	0	0	6	10	0.00	3.000
27 Bryan Shaw, R ERA: 4.19	(8, 1)	1.0		3	0	0	0	0	1	0	0	0	0	0	8	17	0.00	1.000
37 Cody Allen, R ERA: 2.49	(9, 1)	1.0		3	0	0	0	2	0	0	0	0	0	0	7	8	0.00	0.000

PITCHER	IP	WLS	BF	H	R	ER	SO	BB	IBB	HBP	BLK	WP	HR	S	P	ERA	WHIP

BOTTOM

Washington Nationals @ Cleveland Indians

Progressive Field, Cleveland, OH

Wed Jul 27 2016, 12:11 PM - 3:21 PM EDT

Att. 26,607 - Sunny - 83 F

livebaseballscorecards.com

Batter	1	2	3	4	5	6	7	8	9	AB	R	H	RBI	BB	SO	LOB
41 Carlos Santana, S (1, 3) OBP: 0.346, SLG: 0.477	B FF 93 F FF 94 B SL 91 B FF 94 F FF 94 S SL 91 3-3 K ①		C CU 82 F SL 89 B FF 94 X CH 88 1-2 F8 ②		F SL 88 X FF 94 0-1 P5 ②			C SI 94 F KC 80 S SI 93 0-3 K ①		4	0	0	0	0	2	2
22 Jason Kipnis, L (1, 4) OBP: 0.340, SLG: 0.483	C FF 94 B CU 82 B CH 88 X FF 95 2-1 L7 ②		D CH 87 X FF 94 1-0 F9 ③		F FF 94 X CH 87 0-1 L8 ③			C SI 92 S KC 81 S SI 93 0-3 K ②		4	0	0	0	0	1	2
12 Francisco Lindor, S (1, 6) OBP: 0.361, SLG: 0.458	B FF 95 X FF 94 1-0 L7 ③			C FF 93 F CH 88 B FF 95 B CU 82 S FF 96 2-3 K ①		B CU 81 B CH 86 F FF 92 C SL 91 X FF 95 2-2 F7 ①		X SI 94 0-0 1B		4	0	1	0	0	1	0
26 Mike Napoli, R (1, 10) OBP: 0.326, SLG: 0.476		B FF 94 C FF 94 B CU 82 F FF 94 S CH 88 2-3 K ①		X SL 90 0-0 G1-3 ②		B CU 83 B SL 90 C FF 94 F FF 95 B FF 95 X SL 91 3-2 L4 ②		B FF 88 C SL 81 X FF 90 1-1 G4-3 ③		4	0	0	0	0	1	1
11 José Ramírez, S (1, 5) OBP: 0.352, SLG: 0.402		C FF 94 B SL 90 B FF 95 F FF 95 X FF 95 2-2 20 S 2B		B FF 94 C SL 90 B FF 94 B CH 89 X FF 95 3-1 8 E 1B		B FF 95 F SL 91 F CH 89 B CH 89 B FF 94 B CH 87 4-2 BB			C FF 94 B CH 86 S FF 95 X FF 95 1-2 P3 ①	3	0	2	0	1	0	0
8 Lonnie Chisenhall, L (1, 9) OBP: 0.350, SLG: 0.467 9 Erik González, R (9, PH) OBP: 0.286, SLG: 0.167		F FF 92 F FF 93 X FF 95 0-2 P4 ②		S FF 94 F FF 94 1 SAFE F FF 94 X FF 93 0-2 E5 1-3		B FF 94 C FF 94 X FF 93 1-1 P5 ③			B FF 96 F CH 88 B FF 96 B FF 95 B FF 95 4-1 20 1B 72 1B BB	3 0	0 1	0 0	0 0	0 1	0 0	3 0
20 Rajai Davis, R (1, 7) OBP: 0.323, SLG: 0.415		S CU 82 B SL 90 S FF 94 F SL 91 S FF 96 1-3 K ③ 2-3		B SL 90 S SL 90 X FF 95 1-1 G5-3 ③			C FF 94 S FF 94 B FF 93 B SL 90 X FF 94 2-2 F7 ①		C CH 86 F FF 96 X FF 96 0-2 72 1B 1-2 1B	4	0	1	0	0	1	3
72 Tyler Naquin, L (1, 8) OBP: 0.390, SLG: 0.634			B FF 94 S CU 82 F FF 95 B SL 90 F FF 95 B FF 94 F FF 96 F CH 89 B FF 96 4-2 38 SH2-4 BB		B FF 93 F SL 89 F FF 95 X CH 88 1-2 1B		B FF 94 S FF 95 F SL 91 B FF 94 S FF 94 2-3 K ②		F FF 95 C FF 95 X SL 82 0-2 55 G4-6-3 1-2 2-H 1B	3	0	2	1	1	1	0
38 Chris Gimenez, R (1, 2) OBP: 0.242, SLG: 0.280 35 Abraham Almonte, S (7, PH) OBP: 0.226, SLG: 0.345 55 Roberto Pérez, R (8, 2) OBP: 0.281, SLG: 0.045			X FF 93 0-0 SH2-4 ① 1-2		1 SAFE C SL 88 F SL 88 F FF 95 S FF 94 0-3 K ①		F FF 94 F FF 95 B FF 94 S CU 82 1-3 K ③		C SI 95 B SI 94 B SI 95 X SI 94 2-1 G4-6-3 ②③ 1-2f	1 1 1	0 0 0	0 0 0	0 0 0	0 0 0	1 1 0	1 0 2
Inning Stats	R: 0 E: 0 K: 1 S: 6 H: 0 LOB: 0 BB: 0 P: 12	R: 0 E: 0 K: 2 S: 13 H: 1 LOB: 1 BB: 0 P: 18	R: 0 E: 0 K: 0 S: 10 H: 0 LOB: 1 BB: 1 P: 16	R: 0 E: 1 K: 1 S: 12 H: 1 LOB: 2 BB: 0 P: 18	R: 0 E: 0 K: 1 S: 11 H: 1 LOB: 1 BB: 0 P: 12	R: 0 E: 0 K: 0 S: 10 H: 0 LOB: 1 BB: 1 P: 20	R: 0 E: 0 K: 2 S: 9 H: 0 LOB: 0 BB: 0 P: 14	R: 0 E: 0 K: 2 S: 9 H: 1 LOB: 1 BB: 0 P: 10	R: 1 E: 0 K: 0 S: 12 H: 2 LOB: 1 BB: 1 P: 19	1B: 5 2B: 1 3B: 0 HR: 0 SF: 0 SAC: 1 DP: 1 HBP: 0						

PITCHER		IP	WLS	BF	H	R	ER	SO	BB	IBB	HBP	BLK	WP	HR	S	P	ERA	WHIP
37 Stephen Strasburg, R ERA: 2.68	(1, 1)	7.0	W	27	3	0	0	7	2	0	0	0	0	0	71	110	0.00	0.714
36 Sammy Solís, L ERA: 2.37	(8, 1)	0.2		3	1	0	0	2	0	0	0	0	0	0	7	7	0.00	1.500
18 Matt Belisle, R ERA: 1.71	(8, 1)	0.1		1	0	0	0	0	0	0	0	0	0	0	2	3	0.00	0.000
73 Felipe Vázquez, L ERA: 4.59	(9, 1)	0.1		4	2	1	1	0	1	0	0	0	0	0	10	15	27.00	9.000
45 Blake Treinen, R ERA: 2.01	(9, 1)	0.2	S	1	0	0	0	0	0	0	0	0	0	0	2	4	0.00	0.000

PITCHER	IP	WLS	BF	H	R	ER	SO	BB	IBB	HBP	BLK	WP	HR	S	P	ERA	WHIP

AB	32
R	1
H	6
RBI	1
BB	3
SO	9
LOB	14

WP: 0 PB: 0 SB: 1 CS: 0 PA: 36

Batter	1	2	3	4	5	6	7	8	9	AB	R	H	RBI	BB	SO	LOB
4 Coco Crisp, S (1, 8) OBP: 0.310, SLG: 0.421	C SI 91 B FC 90 B CH 86 X CH 87 2-1 P4 ①		C CH 87 X KC 76 0-1 L8 ②		B SI 92 B SI 92 F FF 93 B CH 87 B SI 92 4-1 BB		C FF 93 B CU 82 S CH 86 B CU 83 F FF 93 B CH 86 B CH 86 4-2 2 FC4 BB		B FF 95 X FF 94 1-0 1-2 1B	3	0	1	0	2	0	0
8 Jed Lowrie, S (1, 4) OBP: 0.320, SLG: 0.331	C FF 94 X FC 88 0-1 F7 ②		B KC 75 F FF 94 B FF 93 F FF 93 S KC 78 2-3 K2-3 ③		1 SAFE B SI 92 X CH 87 1-0 G4-3 ③		1 SAFE B FF 94 F FF 93 D FF 93 F FF 94 1 SAFE F CH 86 S FF 94 2-3 K ①		S FF 94 S FF 94 F FF 94 F KC 84 S FF 94 0-3 K ②	5	0	0	0	0	3	4
22 Josh Reddick, L (1, 9) OBP: 0.371, SLG: 0.451	C KC 74 F KC 76 B SI 86 B KC 79 X FC 92 2-2 E7 2 FC6-4			B CH 86 F SI 91 X FF 93 1-1 E3 2 G2-3 16 1B		B KC 74 B CH 85 C SI 92 B FF 92 X SI 92 3-1 HR	C FF 93 S FF 94 X FF 92 0-2 F7 ②		B FF 94 F FF 94 X KC 84 1-1 F8 ③	5	2	1	1	0	0	3
2 Khris Davis, R (1, 7) OBP: 0.294, SLG: 0.520	B FC 90 B SI 93 F CH 88 B FF 93 X SI 93 3-1 FC6-4 ③ 1-2f			B FF 93 F FC 89 X SI 94 1-1 G2-3 1-2		X CH 86 0-0 HR	X FF 94 0-0 FC4 ③ 1-2f			4	1	1	1	0	0	3
21 Stephen Vogt, L (1, 2) OBP: 0.313, SLG: 0.433		C SI 92 X KC 75 0-1 G3-1 ①		B KC 75 F FF 92 B FF 92 X SI 92 2-1 P4 ②		C SI 92 C FC 89 S KC 79 0-3 K ①		C FC 93 S FC 93 B FC 95 B FC 94 F FC 93 X SL 80 2-2 F7 ①		4	0	0	0	0	1	1
16 Billy Butler, R (1, 10) OBP: 0.328, SLG: 0.409		B FC 87 B CH 88 S CH 87 X SI 94 2-1 1B		F FF 94 F SI 93 F KC 79 D KC 80 X FF 94 1-2 2-H 1B		C FC 86 F KC 76 B KC 80 B KC 78 B FC 90 B FF 95 4-2 17 1B BB		C SL 81 S SL 79 S FC 93 0-3 K ②		3	0	2	1	1	1	0
17 Yonder Alonso, L (1, 3) OBP: 0.313, SLG: 0.345		B CH 86 B CH 88 F SI 93 D KC 76 C SI 93 X SI 92 3-2 F8 ②		B KC 76 F CH 88 F SI 92 D KC 78 C SI 93 2-3 K ③		B FF 94 B SI 93 F SI 93 C SI 94 B CH 88 F SI 93 X SI 93 3-2 1-2 1B		B FC 93 B FC 93 X FC 94 2-0 G4-3 ③		4	0	1	0	0	1	2
10 Marcus Semien, R (1, 6) OBP: 0.297, SLG: 0.449		B FC 87 F SI 94 F FC 88 B KC 78 B KC 78 X FF 94 3-2 L8 ③			C KC 75 B FC 87 B FC 87 B FC 86 F FF 93 S FF 95 3-3 K ①	B SL 83 X SI 91 1-0 F9 ②			C FF 94 B KC 84 S KC 84 S FF 95 1-3 K ①	4	0	0	0	0	2	3
48 Ryon Healy, R (1, 5) OBP: 0.283, SLG: 0.431			C FF 93 C KC 76 B KC 78 B SI 94 X SI 93 2-2 L9 ①		B SI 92 S CH 87 X KC 77 1-1 G1-3 ②	B SI 90 B SL 83 C FF 90 F FF 90 B FF 91 F SI 91 F FF 91 X FF 91 3-2 G6-3 ③			F FF 95 B KC 84 C KC 84 X KC 84 1-2 4 1B 1B	4	0	1	0	0	0	2

Inning Stats	1	2	3	4	5	6	7	8	9
	R: 0 E: 1 K: 0 S: 9	R: 0 E: 0 K: 0 S: 10	R: 0 E: 0 K: 1 S: 8	R: 1 E: 1 K: 1 S: 13	R: 0 E: 0 K: 1 S: 7	R: 2 E: 0 K: 1 S: 18	R: 0 E: 0 K: 1 S: 11	R: 0 E: 0 K: 1 S: 8	R: 0 E: 0 K: 2 S: 14
	H: 0 LOB: 1 BB: 0 P: 16	H: 1 LOB: 1 BB: 0 P: 18	H: 0 LOB: 0 BB: 0 P: 12	H: 1 LOB: 1 BB: 0 P: 20	H: 0 LOB: 1 BB: 1 P: 16	H: 3 LOB: 2 BB: 1 P: 32	H: 0 LOB: 1 BB: 1 P: 17	H: 0 LOB: 0 BB: 0 P: 12	H: 2 LOB: 2 BB: 0 P: 18

1B: 5 SF: 0
2B: 0 SAC: 0
3B: 0 DP: 0
HR: 2 HBP: 0

WP: 0 PA: 39
PB: 0
SB: 0
CS: 0

PITCHER		IP	WLS	BF	H	R	ER	SO	BB	IBB	HBP	BLK	WP	HR	S	P	ERA	WHIP
47 Trevor Bauer, R ERA: 3.64	(1, 1)	5.1		25	5	3	2	4	2	0	0	0	0	2	59	104	3.38	1.312
61 Dan Otero, R ERA: 1.31	(6, 1)	0.2		2	0	0	0	0	0	0	0	0	0	0	6	10	0.00	0.000
56 Cody Anderson, R ERA: 7.09	(7, 1)	1.0	W	4	0	0	0	1	1	0	0	0	0	0	11	17	0.00	1.000
27 Bryan Shaw, R ERA: 4.09	(8, 1)	1.0	H	3	0	0	0	1	0	0	0	0	0	0	8	12	0.00	0.000
37 Cody Allen, R ERA: 2.44	(9, 1)	1.0	S	5	2	0	0	2	0	0	0	0	0	0	14	18	0.00	2.000

PITCHER	IP	WLS	BF	H	R	ER	SO	BB	IBB	HBP	BLK	WP	HR	S	P	ERA	WHIP

TOP

Oakland Athletics @ Cleveland Indians

Progressive Field, Cleveland, OH

Fri Jul 29 2016, 7:11 PM - 10:09 PM EDT

Att. 33,134 - Cloudy - 80 F

livebaseballscorecards.com

AB	36
R	3
H	7
RBI	3
BB	3
SO	8
LOB	18

Batter	1	2	3	4	5	6	7	8	9	AB	R	H	RBI	BB	SO	LOB
41 Carlos Santana, S (1, 10) OBP: 0.347, SLG: 0.484	C SI 92 C SI 93 X FC 90 0-2 ① G3		X SI 92 0-0 ③ G3-1			F SI 90 B CH 82 X SI 93 1-1 HR	C CH 84 B SI 91 D SL 81 B CH 86 B SI 92 4-1 12 WP, 22 1B, 12 SF9 1-2 BB			3	2	1	1	1	0	0
22 Jason Kipnis, L (1, 4) OBP: 0.342, SLG: 0.483	C SI 92 B SI 92 X SI 93 1-1 ② G3-1			C SI 91 B SI 92 X SI 91 1-1 12 G4-6-3 1B		C SI 90 B SI 92 X SI 92 1-1 ① F8	B SI 91 B SI 91 C SI 91 X SI 91 2-1 12 WP 1B 1-2 2-3 3-H			4	0	2	1	0	0	0
12 Francisco Lindor, S (1, 6) OBP: 0.363, SLG: 0.458	B SI 93 B SI 93 C SI 92 X SI 93 2-1 1B			C SI 92 X SI 93 0-1 ① ② G4-6-3 1-2f		B SI 91 B SI 92 B SI 92 B SI 92 4-0 BB	F FF 92 B FF 90 B CH 83 F FF 91 B SL 84 X SL 84 3-2 ② SF9 1-2 2-H 3-H			2	0	1	1	1	0	1
26 Mike Napoli, R (1, 3) OBP: 0.323, SLG: 0.471	B SI 94 B SI 94 S SI 93 F SI 94 1 SAFE X FC 90 2-2 ③ F7			C FC 89 F FC 89 B FC 89 B SI 93 B FC 88 F SI 94 X SI 93 3-2 ③ G5-3		F SI 92 X SI 93 0-1 ② F9	B SL 83 C FF 90 B SL 82 S SL 84 D SL 84 S FF 92 3-3 ③ K			4	0	0	0	0	1	3
11 José Ramírez, S (1, 5) OBP: 0.353, SLG: 0.403		B SI 90 X SI 92 1-0 ① L3			C SI 92 C FF 90 B SI 93 B FF 89 X FC 87 2-2 8 FC3-6 1B	B SI 91 1 SAFE 1 SAFE X SI 91 1-0 ③ G3		S SL 83 B FF 90 X SL 83 1-1 8 SH1-4 1B		4	0	2	0	0	0	1
8 Lonnie Chisenhall, L (1, 9) OBP: 0.346, SLG: 0.461		C SI 93 X SI 92 0-1 ② G4-3			1 SAFE X SI 93 0-0 ① FC3-6 20 FC1-6 1-2f		C SI 92 B SI 91 X SI 91 1-1 ① P6	X FF 87 0-0 ① SH1-4 1-2		3	0	0	0	0	0	1
20 Rajai Davis, R (1, 7) OBP: 0.322, SLG: 0.411		C SI 93 B SI 93 X FC 90 1-1 ③ F7			B SI 93 B SI 93 F FF 91 F SI 92 F SI 94 X SI 92 2-2 ② FC1-6 72 S 1-2f		B FC 89 B FF 89 B SI 93 C SI 91 F SI 92 X SI 92 3-2 E6 72 1B, 35 1B	D KC 78 B FF 90 B SL 82 B FF 88 4-0 BB		3	1	0	0	1	0	1
72 Tyler Naquin, L (1, 8) OBP: 0.393, SLG: 0.629			B SI 92 F SI 91 C SI 91 F SI 94 F SI 92 S FC 90 1-3 ① K		1 SAFE P PO 83 1 SAFE B SI 91 B SI 92 F SI 92 F SI 92 B SI 91 4-2 38 FC6-4 1-2 BB		B SI 90 F SI 91 X SI 91 1-1 35 1B, 22 1B 1B 1-2	C SL 82 F FF 90 F FF 90 C KC 80 0-3 ② K		3	1	1	0	1	2	2
38 Chris Gimenez, R (1, 2) OBP: 0.238, SLG: 0.274 35 Abraham Almonte, S (7, PH) OBP: 0.250, SLG: 0.367 55 Roberto Pérez, R (8, 2) OBP: 0.273, SLG: 0.043			C SI 93 B SI 93 F SI 94 X SI 92 1-2 ② G4-3		B SI 92 F SI 93 S SI 93 X SI 93 1-2 ③ FC6-4 1-2f		X SI 92 0-0 22 1B, 41 BB, 12 WP 1B 1-3 2-H	B SL 81 S SL 82 B KC 78 B FF 90 X FF 89 3-1 ③ G4-3		2 1 1	0 1 0	0 1 0	0 1 0	0 0 0	0 0 0	2 0 2
Inning Stats	R: 0 E: 0 K: 0 S: 10 H: 1 LOB: 1 BB: 0 P: 15	R: 0 E: 0 K: 0 S: 5 H: 0 LOB: 0 BB: 0 P: 7	R: 0 E: 0 K: 1 S: 9 H: 0 LOB: 0 BB: 0 P: 11	R: 0 E: 0 K: 0 S: 8 H: 1 LOB: 0 BB: 0 P: 12	R: 0 E: 0 K: 0 S: 14 H: 1 LOB: 2 BB: 1 P: 22	R: 1 E: 0 K: 0 S: 7 H: 1 LOB: 1 BB: 1 P: 14	R: 4 E: 1 K: 1 S: 17 H: 3 LOB: 1 BB: 1 P: 34	R: 0 E: 0 K: 1 S: 9 H: 1 LOB: 2 BB: 1 P: 17		1B: 7 2B: 0 3B: 0 HR: 1	SF: 1 SAC: 1 DP: 1 HBP: 0			WP: 1 PB: 0 SB: 1 CS: 0	PA: 36	

PITCHER		IP	WLS	BF	H	R	ER	SO	BB	IBB	HBP	BLK	WP	HR	S	P	ERA	WHIP
49 Kendall Graveman, R ERA: 4.15	(1, 1)	6.1	L	27	6	4	3	1	2	0	0	0	0	1	61	94	4.26	1.263
35 Marc Rzepczynski, L ERA: 3.48	(7, 1)	0.0	B	2	1	0	0	0	1	0	0	0	0	0	3	9	∞	∞
66 Ryan Dull, R ERA: 2.01	(7, 1)	0.2		2	0	1	1	1	0	0	0	0	1	0	6	12	13.50	0.000
57 Danny Coulombe, L ERA: 3.63	(8, 1)	1.0		5	1	0	0	1	1	0	0	0	0	0	9	17	0.00	2.000

PITCHER	IP	WLS	BF	H	R	ER	SO	BB	IBB	HBP	BLK	WP	HR	S	P	ERA	WHIP

BOTTOM

Oakland Athletics @ Cleveland Indians

Progressive Field, Cleveland, OH

Fri Jul 29 2016, 7:11 PM - 10:09 PM EDT

Att. 33,134 - Cloudy - 80 F

livebaseballscorecards.com

AB	30
R	5
H	8
RBI	4
BB	4
SO	3
LOB	13

Oakland Athletics @ Cleveland Indians

Progressive Field, Cleveland, OH

Sat Jul 30 2016, 7:38 PM - 10:16 PM EDT

Att. 32,850 - Partly Cloudy - 76 F

TOP

livebaseballscorecards.com

Batter	1	2	3	4	5	6	7	8	9	AB	R	H	RBI	BB	SO	LOB
8 Jed Lowrie, S (1, 4) OBP: 0.317, SLG: 0.327	C FF 86 C CU 76 B FF 86 F FC 87 S CU 76 1-3 ① K	F FC 84 C FC 85 B FF 88 C SI 88 1-3 ③ K			F FC 84 X FF 87 0-1 ② G4-3		1 SAFE B FF 85 S FC 84 B FF 87 B FC 86 X FC 84 3-1 ③ L9			4	0	0	0	0	2	2
5 Jake Smolinski, R (1, 8) OBP: 0.355, SLG: 0.488	B FC 86 B FC 85 C CH 83 B FF 89 B FC 86 4-1 22 1B, 26 1B, BB		C FF 87 X CU 75 0-1 ① G5-3		B CU 74 F FF 88 C FF 88 S CU 76 1-3 ③ K			C SL 80 B SL 80 B FC 93 T FC 92 S FC 94 2-3 ① K		3	1	0	0	1	2	0
22 Josh Reddick, L (1, 9) OBP: 0.373, SLG: 0.456	C FF 88 1 SAFE 1 SAFE 1 SAFE B SI 87 F FC 87 X FF 88 1-2 26 1B, 1-2, 1B		C FF 88 S CU 75 B FF 88 X CU 76 1-2 ② G4-3			C FF 86 X CH 81 0-1 ① L8		X SL 81 0-0 2B		4	0	2	0	0	0	0
2 Khris Davis, R (1, 7) OBP: 0.291, SLG: 0.514	B FC 88 F FC 85 S FF 89 B FC 85 S FF 88 2-3 ② K		B FF 88 T FF 88 X FF 87 1-1 ③ F9			C FF 88 X FF 88 0-1 ② F8		B FC 92 F FC 93 F FC 93 S FC 93 1-3 ② K		4	0	0	0	0	2	3
26 Danny Valencia, R (1, 5) OBP: 0.353, SLG: 0.481	B FF 87 B FF 89 X FC 86 2-0 1-3, 2-H, 1B			B FF 86 X FC 84 1-0 ① F7		C CU 76 F FF 88 X FC 84 0-2 1B		B FC 94 B FC 93 S FC 93 B FC 93 F FC 93 X FC 94 3-2 ③ G4-3		4	0	2	1	0	0	1
17 Yonder Alonso, L (1, 3) OBP: 0.310, SLG: 0.341	F FC 87 S CU 75 S CU 75 0-3 ③ K2-3			X CH 80 0-0 ② G4-3		C FC 85 B FF 87 1 SAFE B CH 84 F FC 85 D CU 75 F FF 87 F FF 88 F FC 85 3-2 ③ G4-3			B KC 83 X FF 94 1-0 ① L4	4	0	0	0	0	1	3
16 Billy Butler, R (1, 10) OBP: 0.332, SLG: 0.425		C CU 74 F FC 82 B CU 75 S CU 75 1-3 ① K		B FC 83 F CU 74 C FF 86 B FC 85 B CU 76 X FC 85 3-2 HR			C SI 87 B CU 76 B CU 76 B SI 86 C CU 76 D FC 85 4-2 10 FC5-4, BB		C KC 84 B KC 84 B KC 84 X FF 94 2-1 ② F9	3	1	1	1	1	1	0
10 Marcus Semien, R (1, 6) OBP: 0.299, SLG: 0.458		B FC 86 B FF 87 C FC 85 S CU 75 X FC 85 2-2 63 G1, 1B		C FF 88 C CU 76 F FF 88 B CU 78 F CU 76 S FF 88 1-3 ③ K			X FC 84 0-0 ① FC5-4 1-2f		B FF 93 S FF 94 T FF 94 X FF 93 1-2 HR	4	1	2	1	0	1	1
63 Bruce Maxwell, L (1, 2) OBP: 0.111, SLG: 0.111		B FC 86 1 SAFE F FF 86 1 SAFE C FC 85 X CU 75 1-2 ② G1 1-2			B CH 81 X FC 85 1-0 ① 1B		1 SAFE X FC 84 0-0 ② F7		S FF 94 F FF 94 X KC 84 0-2 ③ G4-3	4	0	1	0	0	0	2
Inning Stats	R: 1 E: 0 K: 3 S: 15 H: 2 LOB: 2 BB: 1 P: 25	R: 0 E: 0 K: 2 S: 12 H: 1 LOB: 1 BB: 0 P: 17	R: 0 E: 0 K: 0 S: 7 H: 0 LOB: 0 BB: 0 P: 9	R: 1 E: 0 K: 1 S: 10 H: 1 LOB: 0 BB: 0 P: 15	R: 0 E: 0 K: 1 S: 6 H: 1 LOB: 0 BB: 0 P: 8	R: 0 E: 0 K: 0 S: 13 H: 1 LOB: 1 BB: 0 P: 16	R: 0 E: 0 K: 0 S: 6 H: 0 LOB: 1 BB: 1 P: 13	R: 0 E: 0 K: 2 S: 10 H: 1 LOB: 1 BB: 0 P: 16	R: 1 E: 0 K: 0 S: 9 H: 1 LOB: 0 BB: 0 P: 13	1B: 5 2B: 1 3B: 0 HR: 2 SF: 0 SAC: 0 DP: 0 HBP: 0						

	AB	34
	R	3
	H	8
	RBI	3
	BB	2
	SO	9
	LOB	12

PITCHER		IP	WLS	BF	H	R	ER	SO	BB	IBB	HBP	BLK	WP	HR	S	P	ERA	WHIP
43 Josh Tomlin, R ERA: 3.43	(1, 1)	7.0	W	28	6	2	2	7	2	0	0	0	0	1	69	103	2.57	1.143
27 Bryan Shaw, R ERA: 4.0	(8, 1)	1.0		4	1	0	0	2	0	0	0	0	0	0	10	16	0.00	1.000
37 Cody Allen, R ERA: 2.58	(9, 1)	1.0		4	1	1	1	0	0	0	0	0	0	1	9	13	9.00	1.000

PITCHER	IP	WLS	BF	H	R	ER	SO	BB	IBB	HBP	BLK	WP	HR	S	P	ERA	WHIP

BOTTOM

Oakland Athletics @ Cleveland Indians

Progressive Field, Cleveland, OH

Sat Jul 30 2016, 7:38 PM - 10:16 PM EDT

Att. 32,850 - Partly Cloudy - 76 F

livebaseballscorecards.com

Batter	1	2	3	4	5	6	7	8	9	AB	R	H	RBI	BB	SO	LOB
20 Rajai Davis, R (1, 8) OBP: 0.321, SLG: 0.408	C FF 86 F CH 76 B FF 88 F CH 78 S FF 88 1-3 ① K	X CH 77 0-0 ② F9		C CU 70 F FF 87 X CU 71 0-2 22 2B 1B		X FF 91 0-0 ② L9		C SI 89 B FC 86 X SI 89 1-1 ③ G6-3		5	1	1	0	0	1	2
22 Jason Kipnis, L (1, 4) OBP: 0.346, SLG: 0.495	B FF 89 B FF 87 X FF 87 2-0 HR	X CU 72 0-0 ③ L7		B FF 87 F CU 70 X FF 88 1-1 12 G4-3 26 HR 1-H 2B		B SI 90 B FF 90 B FF 89 B FF 90 4-0 12 FC1-6-4 BB				3	2	2	2	1	0	2
12 Francisco Lindor, S (1, 6) OBP: 0.362, SLG: 0.456	B CH 76 X CH 76 1-0 26 BB 1B		C CU 71 B FF 88 B CH 76 F FF 86 B FF 87 F CH 77 X FF 87 3-2 ① F7	X SI 93 0-0 ② G4-3 2-3		C SI 90 X FF 89 0-1 ③ FC1-6-4 1-2f				4	0	1	0	0	0	2
26 Mike Napoli, R (1, 3) OBP: 0.329, SLG: 0.486	B FF 89 S CH 77 B FF 89 B FC 85 C FF 88 1 SAFE F FF 89 F FF 88 B CH 77 4-2 41 G6-4-3 1-2 BB		X FF 88 0-0 11 1B 1B	B FF 93 X FF 93 1-0 3-H HR			B FC 84 B FF 89 S FC 84 B SI 89 F FF 88 X FC 84 3-2 41 G4-1 2B			3	1	3	2	1	0	0
41 Carlos Santana, S (1, 10) OBP: 0.344, SLG: 0.479	C FF 88 X CH 77 0-1 ② ③ G6-4-3 1-2f		F FF 88 X FC 84 0-1 ② F9	C CU 76 B FF 92 F SI 92 F FF 93 S SL 85 1-3 ③ K			C SI 89 F FF 89 B FF 90 X CH 83 1-2 ① G4-1 2-3			4	0	0	0	0	1	4
11 José Ramírez, S (1, 7) OBP: 0.355, SLG: 0.413 (8, 5)		C FF 87 X CH 76 0-1 HR	B FF 88 C FF 87 D CH 78 B FF 88 X FF 87 3-1 1-2 1B		C SI 93 B SI 94 C CH 85 F FF 93 B FF 94 B FF 93 F SL 87 S CU 78 3-3 ① K		F FC 84 B SI 90 B CH 82 F FF 90 X FC 85 2-2 ② F9			4	1	2	1	0	1	1
4 Juan Uribe, R (1, 5) OBP: 0.259, SLG: 0.332 8 Lonnie Chisenhall, L (7, PH) OBP: 0.345, SLG: 0.459 (8, 9)		B CU 70 F FF 88 B FF 88 C FF 87 X CH 76 2-2 ① P3	B FF 88 F FF 87 F CH 78 X FF 88 1-2 ③ F8		F FF 94 B SL 88 X SL 88 1-1 ② G6-3		F FF 90 B FF 89 F CH 83 X FF 90 1-2 ③ P3			3 1	0 0	0 0	0 0	0 0	0 0	2 1
35 Abraham Almonte, S (1, 9) OBP: 0.278, SLG: 0.471 (8, 7)		X FF 88 0-0 38 1B 1B		X FC 85 0-0 HR	B SI 93 B SI 94 S SL 87 F SI 95 T SI 94 2-2 ③ K			B SI 89 T SI 88 X CH 82 1-1 ① G4-3		4	1	2	1	0	1	0
38 Chris Gimenez, R (1, 2) OBP: 0.238, SLG: 0.273		C FF 89 F FF 89 X CU 73 0-2 1-2 1B		C CU 72 X FF 87 0-1 ① L9		B SI 90 S SI 90 S FF 90 S FC 87 1-3 ① K		X FF 90 0-0 ② G6-3		4	0	1	0	0	1	0
Inning Stats	R: 1 E: 0 K: 1 S: 12 H: 2 LOB: 1 BB: 1 P: 20	R: 1 E: 0 K: 0 S: 11 H: 3 LOB: 2 BB: 0 P: 13	R: 0 E: 0 K: 0 S: 12 H: 2 LOB: 2 BB: 0 P: 19	R: 4 E: 0 K: 1 S: 14 H: 4 LOB: 0 BB: 0 P: 17	R: 0 E: 0 K: 2 S: 10 H: 0 LOB: 0 BB: 0 P: 16	R: 0 E: 0 K: 1 S: 6 H: 0 LOB: 1 BB: 1 P: 11	R: 0 E: 0 K: 0 S: 12 H: 1 LOB: 1 BB: 0 P: 19	R: 0 E: 0 K: 0 S: 5 H: 0 LOB: 0 BB: 0 P: 7		1B: 6 2B: 2 3B: 0 HR: 4 SF: 0 SAC: 0 DP: 1 HBP: 0				WP: 0 PB: 0 SB: 0 CS: 0 PA: 37	

	AB	35
	R	6
	H	12
	RBI	6
	BB	2
	SO	5
	LOB	14

PITCHER		IP	WLS	BF	H	R	ER	SO	BB	IBB	HBP	BLK	WP	HR	S	P	ERA	WHIP
47 Dillon Overton, L ERA: 9.33	(1, 1)	3.1	L	20	10	5	5	1	1	0	0	0	0	3	43	61	13.50	3.300
31 Liam Hendriks, R ERA: 4.58	(4, 1)	1.2		6	1	1	1	3	0	0	0	0	0	1	16	24	5.40	0.600
58 Zach Neal, R ERA: 5.82	(6, 1)	3.0		11	1	0	0	1	1	0	0	0	0	0	23	37	0.00	0.667

PITCHER	IP	WLS	BF	H	R	ER	SO	BB	IBB	HBP	BLK	WP	HR	S	P	ERA	WHIP

Batter	1	2	3	4	5	6	7	8	9	AB	R	H	RBI	BB	SO	LOB
4 Coco Crisp, S (1, 7) OBP: 0.309, SLG: 0.417	C SI 91 X SI 91 0-1 G3-1		B SI 92 C SI 92 B CH 84 X SI 92 2-1 G6-4-3 1-2f			C SI 91 B SI 91 B CH 86 B SL 89 B FF 92 4-1 BB		C FF 93 C FF 93 B CU 81 B FF 93 C FF 94 2-3 K		3	0	0	0	1	1	1
10 Marcus Semien, R (1, 6) OBP: 0.298, SLG: 0.459	B SI 91 F SL 89 F FF 91 F CU 84 F CU 83 F FF 93 B CU 84 B SL 89 S SL 88 3-3 K			C FF 90 S CU 82 B FF 90 T CU 83 1-2 K		D FF 91 S SL 88 C FF 92 C SI 93 1-3 K		B CU 76 S FF 92 F FF 93 X FF 95 1-2 2B		4	0	1	0	0	3	1
Josh Reddick, L (1, 9) OBP: 0.368, SLG: 0.449	C SI 93 S CH 86 S SI 93 0-3 K			S FF 92 B CU 84 B CH 86 X CU 83 2-1 G1-3		C SI 92 B SI 92 X CH 86 1-1 P6		B FF 93 C FF 95 F FF 94 X FF 95 1-2 L7		4	0	0	0	0	1	2
2 Khris Davis, R (1, 10) OBP: 0.290, SLG: 0.510		C SL 88 S CU 82 S FF 92 0-3 K		C CU 84 F FF 92 T FF 93 0-2 K		S CU 84 F FF 92 X CU 84 0-2 L9		B SL 80 B FF 95 S FF 94 B FF 96 B FF 96 4-2 21 FC4-6 BB		3	0	0	0	1	2	1
21 Stephen Vogt, L (1, 2) OBP: 0.312, SLG: 0.434 63 Bruce Maxwell, L (8, 2) OBP: 0.111, SLG: 0.111		B CU 81 C CH 85 S CH 84 X FF 93 1-2 P5			B SI 90 C SI 91 B CH 85 F SL 88 F SL 85 X SL 88 2-2 5 G3 2B		C SI 91 F SI 92 B FF 93 X CU 84 1-2 L9	B FF 89 X FF 88 1-0 FC4-6 1-2f		4 0	0 0	1 0	0 0	0 0	0 0	2 0
17 Yonder Alonso, L (1, 3) OBP: 0.312, SLG: 0.346		C FF 93 X SL 88 0-1 2B			B SI 91 B SI 92 B SI 92 C SI 92 X SI 92 3-1 F7		X SI 92 0-0 5 2B 1B		X FF 95 0-0 F7	4	0	2	0	0	0	1
5 Jake Smolinski, R (1, 8) OBP: 0.352, SLG: 0.489		B SL 87 F SL 89 X SI 92 1-1 L8			B CU 82 B SL 88 C SL 90 X SL 89 2-1 G3 2-3		B SI 92 B SL 87 X SI 92 2-0 1-3 2B		C FF 97 X SL 87 0-1 G6-3	4	0	1	0	0	0	2
12 Max Muncy, L (1, 4) OBP: 0.378, SLG: 0.316			C SI 91 B CU 83 B CH 86 F SL 89 X SI 91 2-2 4 G6-4-3 1B		C SI 90 C SI 91 F SL 85 B SI 92 B CU 83 B SI 92 B SL 90 4-2 BB		X SI 92 0-0 P6		B FF 96 C SL 88 B FF 97 B FF 97 C FF 96 X FF 97 3-2 L7	3	0	1	0	1	0	2
48 Ryon Healy, R (1, 5) OBP: 0.268, SLG: 0.407			B SL 87 C SI 91 C SI 92 B SI 92 S SL 90 2-3 K		X SI 91 0-0 F9		C SL 90 F CU 85 B SL 85 B SL 89 X SI 94 2-2 F8			3	0	0	0	0	1	5

Inning Stats	1	2	3	4	5	6	7	8	9
	R: 0 E: 0 K: 2 S: 11	H: 0 LOB: 0 BB: 0 P: 14	R: 0 E: 0 K: 1 S: 10	H: 1 LOB: 1 BB: 0 P: 12	R: 0 E: 0 K: 1 S: 8	H: 1 LOB: 0 BB: 0 P: 14	R: 0 E: 0 K: 2 S: 8	H: 0 LOB: 0 BB: 0 P: 11	R: 0 E: 0 K: 0 S: 12	H: 1 LOB: 2 BB: 1 P: 23	R: 0 E: 0 K: 1 S: 9	H: 0 LOB: 1 BB: 1 P: 15	R: 0 E: 0 K: 0 S: 9	H: 2 LOB: 2 BB: 0 P: 14	R: 0 E: 0 K: 1 S: 12	H: 1 LOB: 2 BB: 1 P: 21	R: 0 E: 0 K: 0 S: 6	H: 0 LOB: 0 BB: 0 P: 9

1B: 2	SF: 0	WP: 0	PA: 35
2B: 4	SAC: 0	PB: 0	
3B: 0	DP: 1	SB: 0	
HR: 0	HBP: 0	CS: 0	

PITCHER		IP	WLS	BF	H	R	ER	SO	BB	IBB	HBP	BLK	WP	HR	S	P	ERA	WHIP
28 Corey Kluber, R ERA: 3.27	(1, 1)	7.0	W	27	5	0	0	7	2	0	0	0	0	0	67	103	0.00	1.000
34 Zach McAllister, R ERA: 5.27	(8, 1)	0.2		4	1	0	0	1	1	0	0	0	0	0	11	19	0.00	3.000
57 Kyle Crockett, L ERA: 7.04	(8, 1)	0.1		1	0	0	0	0	0	0	0	0	0	0	1	2	0.00	0.000
49 Austin Adams, R ERA: 5.4	(9, 1)	1.0		3	0	0	0	0	0	0	0	0	0	0	6	9	0.00	0.000

PITCHER	IP	WLS	BF	H	R	ER	SO	BB	IBB	HBP	BLK	WP	HR	S	P	ERA	WHIP

TOP

Oakland Athletics @ Cleveland Indians

Progressive Field, Cleveland, OH

Sun Jul 31 2016, 1:47 PM - 4:29 PM EDT

Att. 23,739 - Partly Cloudy - 81 F

livebaseballscorecards.com

AB	32
R	0
H	6
RBI	0
BB	3
SO	8
LOB	17

Batter	1	2	3	4	5	6	7	8	9	AB	R	H	RBI	BB	SO	LOB
41 Carlos Santana, S (1, 3) OBP: 0.342, SLG: 0.474 38 Chris Gimenez, R (9, 3) OBP: 0.238, SLG: 0.273	C SI 91 X FF 92 0-1 L8		S FF 94 F FF 94 D SL 85 B SL 85 F FF 94 S FF 93 2-3 K	B CU 80 D CH 88 C FF 92 B FF 91 B SI 92 4-1 1-2 2-3 BB		S CH 80 B FF 94 C FF 93 X FF 93 1-2 G5-3		S CH 82 F FF 94 B CH 82 X FF 92 1-2 P6		4 0	0 0	0 0	0 0	1 0	1 0	4 0
22 Jason Kipnis, L (1, 4) OBP: 0.345, SLG: 0.494 9 Erik González, R (7, 4) OBP: 0.250, SLG: 0.143	C SI 91 C CU 80 B SL 85 B FF 92 F FF 93 S SL 85 2-3 K		X FF 92 0-0 12 WP 26 HR 1-2 2-H 3-H 1B	B SL 81 X FF 88 1-0 SF7 3-H		C FF 94 X CU 80 0-1 G6-3		S FF 95 S FF 94 S FF 93 0-3 K		3 1	1 0	1 0	3 0	0 0	1 1	0 1
12 Francisco Lindor, S (1, 6) OBP: 0.358, SLG: 0.453	C SI 92 F FF 92 X SL 84 0-2 G6-3		B SL 86 F FF 91 C CU 79 X SL 85 1-2 SF8 1-2 2-H	X SL 83 0-0 G5-3		C CH 81 X CH 83 0-1 P6				3	0	0	1	0	0	2
26 Mike Napoli, R (1, 10) OBP: 0.331, SLG: 0.493		C SI 91 B FF 91 X CU 78 1-1 G1-3	X CU 78 0-0 2-H HR	C SI 87 B SL 84 B FF 88 B FF 88 C FF 89 B FF 90 4-2 11 2B 11 WP 35 SF7 BB			S FF 94 C FF 93 S FF 94 0-3 K			3	2	1	2	1	1	0
11 José Ramírez, S (1, 5) OBP: 0.354, SLG: 0.414		B SI 92 X CH 89 1-0 G6-3	C CU 79 S CU 79 B FF 92 F CU 79 X SI 92 1-2 G4-3		B FF 89 X SL 81 1-0 1-3 2B		F CU 80 C CH 82 C FF 95 0-3 K			4	0	1	0	0	1	0
8 Lonnie Chisenhall, L (1, 9) OBP: 0.347, SLG: 0.460		C CH 88 F FF 92 F FF 91 S SL 85 0-3 K2-3		C SI 92 F CU 80 X SL 84 0-2 72 1B 1B	S SL 84 D KC 80 S SL 85 F FF 90 S KC 81 1-3 K		C CH 81 S CH 83 F FF 95 B FF 94 F CH 82 X FF 93 1-2 1B			4	0	2	0	0	2	2
72 Tyler Naquin, L (1, 8) OBP: 0.399, SLG: 0.629			X SI 90 0-0 55 BB 35 1B 22 1B 1B	B SI 91 X SI 91 1-0 35 1B 55 1B 1-3 1B	B FF 89 B FF 89 B SL 84 B FF 87 4-0 BB		F FF 94 F FF 94 B FF 92 B FF 93 B FF 93 F FF 92 X FF 94 3-2 G5-3			3	2	2	0	1	0	1
35 Abraham Almonte, S (1, 7) OBP: 0.300, SLG: 0.486			B FF 91 1 SAFE X CH 88 1-0 55 BB 22 1B 1-2 1B	C CU 81 1 SAFE X FF 92 0-1 41 BB 55 1B 22 SF7 1-2 1B	X SL 84 0-0 SF7 3-H			X FF 93 0-0 P5		3	2	2	1	0	0	0
55 Roberto Pérez, R (1, 2) OBP: 0.324, SLG: 0.080			B SI 91 B SI 92 C SI 92 B SI 92 T FF 92 B SI 93 4-2 12 WP 22 1B 12 SF8 1-2 2-3 BB	C SI 92 F SI 92 B FF 91 B CU 82 B FF 92 X FF 92 3-2 41 BB 1-2 2-H 1B	B FF 88 S SL 81 C KC 78 C KC 79 1-3 K			C FF 92 B CU 79 B FF 92 B FF 92 S FF 92 F FF 92 B FF 94 4-2 BB		2	1	1	1	2	1	2
Inning Stats	R: 0 E: 0 K: 1 S: 9 H: 0 LOB: 0 BB: 0 P: 11	R: 0 E: 0 K: 1 S: 7 H: 0 LOB: 0 BB: 0 P: 9	R: 5 E: 0 K: 1 S: 17 H: 4 LOB: 0 BB: 1 P: 26	R: 2 E: 0 K: 0 S: 12 H: 4 LOB: 2 BB: 1 P: 21	R: 1 E: 0 K: 2 S: 11 H: 1 LOB: 2 BB: 2 P: 22	R: 0 E: 0 K: 0 S: 7 H: 0 LOB: 0 BB: 0 P: 8	R: 0 E: 0 K: 2 S: 15 H: 1 LOB: 1 BB: 0 P: 19	R: 0 E: 0 K: 1 S: 10 H: 0 LOB: 1 BB: 1 P: 15		1B: 8 2B: 1 3B: 0 HR: 1 SF: 3 SAC: 0 DP: 0 HBP: 0				WP: 2 PB: 0 SB: 0 CS: 0 PA: 38		

PITCHER	IP	WLS	BF	H	R	ER	SO	BB	IBB	HBP	BLK	WP	HR	S	P	ERA	WHIP
54 Sonny Gray, R (1, 1) ERA: 5.84	3.1	L	19	8	7	7	3	2	0	0	0	1	1	43	64	18.90	3.000
57 Danny Coulombe, L (4, 1) ERA: 3.75	1.2		8	1	1	1	2	2	0	0	0	1	0	13	25	5.40	1.800
64 J.B. Wendelken, R (6, 1) ERA: 8.44	3.0		11	1	0	0	3	1	0	0	0	0	0	32	42	0.00	0.667

PITCHER	IP	WLS	BF	H	R	ER	SO	BB	IBB	HBP	BLK	WP	HR	S	P	ERA	WHIP

BOTTOM

Oakland Athletics @ Cleveland Indians

Progressive Field, Cleveland, OH

Sun Jul 31 2016, 1:47 PM - 4:29 PM EDT

Att. 23,739 - Partly Cloudy - 81 F

livebaseballscorecards.com

AB	30
R	8
H	10
RBI	8
BB	5
SO	8
LOB	12

Batter	1	2	3	4	5	6	7	8	9	AB	R	H	RBI	BB	SO	LOB
2 Brian Dozier, R (1, 4) OBP: 0.336, SLG: 0.480	F FF 91 B FF 93 B FF 92 X FF 92 2-1 7 CS 1B	C SL 88 B FF 95 B FF 94 S CH 87 B FF 96 F CH 87 S CH 87 3-3 ③ K	C SL 86 X SL 88 0-1 L7		X FF 94 0-0 ③ F9		C FC 92 B FF 94 F CH 84 S CU 83 1-3 ③ K		B FF 93 B FF 93 F FF 93 C FF 93 B FF 94 X FF 94 3-2 ① FC4-6 26 1B 1-2f	6	0	1	0	0	2	5
7 Joe Mauer, L (1, 3) OBP: 0.370, SLG: 0.390	B FF 92 B FF 93 C FF 93 B FF 92 B FF 93 4-1 ① 26 HR 1-2 BB		C FF 93 F SL 82 X SL 85 0-2 26 HR 1B	C FF 88 F SL 79 F FF 91 B FF 90 B FF 91 B SL 78 X FF 87 3-2 26 G4-3 2B		C FF 93 B FF 94 X FF 92 1-1 26 HR 1B		C FF 94 B SL 83 B SL 83 F FF 93 X SL 82 2-2 HR	C FF 94 X FF 93 0-1 ② L9	5	4	4	1	1	0	1
26 Max Kepler, L (1, 9) OBP: 0.332, SLG: 0.547	B FF 94 X FF 94 1-0 1-H HR		B FF 92 B FF 93 B FF 93 C FF 92 X SI 94 3-1 1-H HR	C FF 88 B FF 90 B FF 88 X SL 77 2-1 ① G4-3 2-3		F FF 92 X FF 93 0-1 1-H HR		S SL 85 C SL 84 X SI 96 0-2 ① G3-1	C CU 78 C SL 81 B FF 93 D SL 82 X FF 94 2-2 1-2 1B	6	3	4	6	0	0	1
19 Kennys Vargas, S (1, 10) OBP: 0.425, SLG: 0.631	B FF 94 B SL 85 C FF 93 F CH 85 F CH 84 S FF 94 2-3 ② K		B FF 94 B FF 94 C CH 83 F CH 86 F FF 96 B FF 95 B CH 86 4-2 5 1B 11 3B BB	C FF 90 B FF 90 X FF 90 1-1 ② G1-6-3		B FF 94 X FF 94 1-0 ① F7		B FF 94 C FF 94 S FF 95 S FF 94 1-3 ② K	S FF 94 B SI 93 B FF 94 F SI 94 S FF 94 2-3 ③ K	5	1	0	0	1	3	3
8 Kurt Suzuki, R (1, 2) OBP: 0.322, SLG: 0.439	B FF 93 B FF 93 X FF 93 2-0 2B		B FF 94 F FF 95 X SL 87 1-1 ① P6	B FF 90 S SL 80 D SL 80 F SL 78 B FF 89 S SL 79 3-3 ③ K		B FF 93 B FF 93 S CH 85 X FF 93 2-1 ② G5-3		C SL 80 C FF 93 X FF 94 0-2 5 1B 2B		5	1	2	0	0	1	2
5 Eduardo Escobar, S (1, 6) OBP: 0.293, SLG: 0.394	C SI 94 X CH 84 0-1 ③ P4		B FF 95 X FF 95 1-0 20 BB 11 3B 1-3 1B		X FF 88 0-0 ① P5	B FF 94 C CH 86 T CH 84 S CU 83 1-3 ③ K		X FF 95 0-0 20 1B 2-H 1B		5	1	2	1	0	1	1
20 Eddie Rosario, L (1, 8) OBP: 0.275, SLG: 0.415		C FF 94 B FF 92 X CH 84 1-1 HR	B FF 95 F FF 96 F FF 96 B FF 96 B FF 96 4-2 11 3B 1-2 BB		C FF 88 X SL 79 0-1 ② G6-3		F FF 93 F CU 81 B CH 85 F FF 93 F CH 84 F FF 94 X CU 81 1-2 ① L6	X FF 94 0-0 11 FC4-6 1-2 1B		4	2	2	1	1	0	0
11 Jorge Polanco, S (1, 5) OBP: 0.348, SLG: 0.550		C FF 95 F FF 95 X FF 94 0-2 ① L9	X FF 96 0-0 1-H 2-H 3-H 3B		B SL 78 C SL 79 B SL 78 B FF 88 X FF 88 3-1 3B		C CH 86 B CU 83 F CH 86 B CH 84 S CH 86 2-3 ② K	D SL 82 X FF 93 1-0 ③ FC4-6 1-2f		5	0	2	3	0	1	2
39 Danny Santana, S (1, 7) OBP: 0.295, SLG: 0.353		C FF 94 B CU 81 B CH 88 F FF 93 S SL 87 2-3 ② K	C SL 87 X FF 95 0-1 ② G6-3		B SL 76 F FF 89 B FF 88 B SL 79 B SL 79 4-1 BB		B CH 84 X FF 93 1-0 1B		C FF 92 C CU 80 F FF 93 X CU 80 0-2 2 FC4-6 1B	4	0	2	0	1	1	1

Inning Stats	1	2	3	4	5	6	7	8	9
	R: 2 E: 0 K: 1 S: 11	R: 1 E: 0 K: 2 S: 12	R: 5 E: 0 K: 0 S: 18	R: 0 E: 0 K: 1 S: 11	R: 0 E: 0 K: 0 S: 7	R: 2 E: 0 K: 1 S: 10	R: 0 E: 0 K: 2 S: 13	R: 2 E: 0 K: 1 S: 15	R: 0 E: 0 K: 1 S: 15
	H: 3 LOB: 1 BB: 1 P: 22	H: 1 LOB: 0 BB: 0 P: 18	H: 4 LOB: 1 BB: 2 P: 31	H: 1 LOB: 1 BB: 0 P: 20	H: 1 LOB: 2 BB: 1 P: 14	H: 2 LOB: 0 BB: 0 P: 15	H: 1 LOB: 1 BB: 0 P: 18	H: 4 LOB: 2 BB: 0 P: 19	H: 2 LOB: 2 BB: 0 P: 22

PITCHER		IP	WLS	BF	H	R	ER	SO	BB	IBB	HBP	BLK	WP	HR	S	P	ERA	WHIP
31 Danny Salazar, R ERA: 3.38	(1, 1)	2.0	L	13	6	6	6	3	2	0	0	0	0	3	31	55	27.00	4.000
49 Austin Adams, R ERA: 6.28	(3, 1)	1.0		6	2	2	2	0	1	0	0	0	0	0	10	16	18.00	3.000
57 Kyle Crockett, L ERA: 5.79	(4, 1)	1.2		8	2	0	0	1	1	0	0	0	0	0	17	33	0.00	1.800
56 Cody Anderson, R ERA: 7.13	(5, 1)	2.1		10	3	2	2	3	0	0	0	0	0	1	24	34	7.71	1.286
24 Andrew Miller, L ERA: 1.58	(8, 1)	0.1		2	1	1	1	0	0	0	0	0	0	1	6	8	27.00	3.000

PITCHER		IP	WLS	BF	H	R	ER	SO	BB	IBB	HBP	BLK	WP	HR	S	P	ERA	WHIP
34 Zach McAllister, R ERA: 5.28	(8, 1)	1.2		10	5	1	1	2	0	0	0	0	0	0	24	33	5.40	3.000

TOP

Minnesota Twins @ Cleveland Indians

Progressive Field, Cleveland, OH

Mon Aug 01 2016, 7:12 PM - 10:22 PM EDT

Att. 15,018 - Clear - 79 F

livebaseballscorecards.com

AB	45
R	12
H	19
RBI	12
BB	4
SO	9
LOB	16

1B: 9	SF: 0	WP: 0	PA: 49
2B: 3	SAC: 0	PB: 0	
3B: 2	DP: 0	SB: 0	
HR: 5	HBP: 0	CS: 1	

BOTTOM

Batter	1	2	3	4	5	6	7	8	9	AB	R	H	RBI	BB	SO	LOB
41 Carlos Santana, S (1, 10) OBP: 0.342, SLG: 0.471	F FF 94 B SI 94 B SI 94 F SI 94 S SI 97 2-3 **K** ①	B CH 86 S CH 83 X SI 94 1-1 **G4-3** ③			C SV 81 X SI 94 0-1 **G3** ③			B CH 89 C CU 78 X CU 79 1-1 26 HR 1B		4	1	1	0	0	1	0
22 Jason Kipnis, L (1, 4) OBP: 0.342, SLG: 0.489	F FF 95 C SI 95 X CU 82 0-2 **G4-3** ②		C SI 94 B CH 85 X CH 84 1-1 **P6** ①			B SI 92 C FF 93 F SI 94 F SV 82 B SI 95 S SI 94 2-3 **K** ①		C SI 89 X SI 90 0-1 **F7** ①		4	0	0	0	0	1	1
12 Francisco Lindor, S (1, 6) OBP: 0.358, SLG: 0.452 9 Erik González, R (7, 6) OBP: 0.222, SLG: 0.125	B SI 95 X SI 94 1-0 26 HBP 11 1B 1B		C SV 82 F CH 82 B FF 94 B CH 82 B FF 94 F SI 94 X SI 95 3-2 **L7** ②			B FF 94 C CH 83 F SV 81 B FF 94 X SV 80 2-2 **G4-3** ②		C SI 90 F CH 86 S CU 80 0-3 **K** ②		3 1	1 0	1 0	0 0	0 0	0 1	0 1
26 Mike Napoli, R (1, 3) OBP: 0.335, SLG: 0.503 38 Chris Gimenez, R (9, 3) OBP: 0.238, SLG: 0.273	C SV 80 1 SAFE B SI 94 B SI 95 B FF 95 1 SAFE F FF 95 H SV 81 4-2 11 1B 8 2B **HBP** **1-2**		B SI 95 B SI 94 F FF 94 X FF 95 2-1 **P3** ③			B SV 79 F FF 94 B CH 82 F FF 95 X SV 81 2-2 11 1B 1B		B SI 91 X SI 89 1-0 **HR** **1-H**		3 0	2 0	2 0	2 0	0 0	0 0	0 0
11 José Ramírez, S (1, 5) OBP: 0.355, SLG: 0.415	C SI 93 B FF 94 B CH 84 F FF 94 B SV 81 X SI 95 3-2 8 2B 1B **1-3** **2-H**			C FF 92 B SI 92 X CH 83 1-1 **L7** ① C FF 92 F CH 84 B FF 94 S FF 94 1-3 **K** ②		C SI 93 C SI 93 X FF 94 0-2 1B **1-2**		C CU 79 B CH 84 C CU 79 F CH 85 F CH 86 X SI 91 1-2 **F8** ③		4	1	2	1	0	0	0
8 Lonnie Chisenhall, L (1, 9) OBP: 0.349, SLG: 0.462	X SI 94 0-0 2B **1-H** **3-H**			B SV 80 F SI 93 B SI 94 F FF 95 B SV 81 S FF 95 3-3 **K** ③		B SV 79 D SI 93 F FF 92 X SI 93 2-1 **P4** ③			C FF 92 B CH 86 B FF 92 B FF 92 F FF 93 B FF 94 4-2 BB	3	0	1	2	1	1	2
20 Rajai Davis, R (1, 7) OBP: 0.317, SLG: 0.403	B FF 92 D FF 93 S SV 80 F FF 94 X FF 94 2-2 **L4** ③						B SI 89 C CU 79 S CU 79 S CH 83 1-3 **K** ①		C FF 93 B FF 92 D SL 87 F FF 93 S FF 92 2-3 **K** ①	4	0	0	0	0	3	2
72 Tyler Naquin, L (1, 8) OBP: 0.392, SLG: 0.617		C SI 93 S SI 94 F SI 94 X CH 85 0-2 **G4-3** ①			C FF 91 F CH 82 B SI 93 B FF 94 S SI 94 2-3 **K** ①		B SI 90 F SI 90 F SI 90 X CU 79 1-2 **G1-3** ②		F FF 94 S FF 93 S CU 77 0-3 **K** ②	4	0	0	0	0	2	1
55 Roberto Pérez, R (1, 2) OBP: 0.293, SLG: 0.069		C FF 94 C SV 82 B SI 95 X CU 81 1-2 **F9** ②			B FF 94 B FF 94 X SI 93 2-0 **G1-3** ②		F SI 91 B SI 90 B CU 78 B SI 90 X SI 90 3-1 **G4-3** ③		C FF 93 C CU 76 F FF 94 D CU 77 D CU 78 B FF 93 S FF 92 3-3 **K** ③	4	0	0	0	0	1	1
Inning Stats	R: 3 E: 0 K: 1 S: 16 H: 3 LOB: 1 BB: 0 P: 28	R: 0 E: 0 K: 0 S: 9 H: 0 LOB: 0 BB: 0 P: 11	R: 0 E: 0 K: 0 S: 8 H: 0 LOB: 0 BB: 0 P: 14	R: 0 E: 0 K: 2 S: 8 H: 0 LOB: 0 BB: 0 P: 13	R: 0 E: 0 K: 1 S: 6 H: 0 LOB: 0 BB: 0 P: 10	R: 0 E: 0 K: 1 S: 15 H: 2 LOB: 2 BB: 0 P: 23	R: 0 E: 0 K: 1 S: 8 H: 0 LOB: 0 BB: 0 P: 13	R: 2 E: 0 K: 1 S: 13 H: 2 LOB: 0 BB: 0 P: 16	R: 0 E: 0 K: 3 S: 12 H: 0 LOB: 1 BB: 1 P: 21	1B: 5 2B: 1 3B: 0 HR: 1 SF: 0 SAC: 0 DP: 0 HBP: 1						

PITCHER		IP	WLS	BF	H	R	ER	SO	BB	IBB	HBP	BLK	WP	HR	S	P	ERA	WHIP
17 José Berríos, R ERA: 8.57	(1, 1)	6.0	W	24	5	3	3	5	0	0	1	0	0	0	62	99	4.50	0.833
62 Buddy Boshers, L ERA: 3.6	(7, 1)	2.0		8	2	2	2	2	0	0	0	0	0	1	21	29	9.00	1.000
65 Trevor May, R ERA: 5.03	(9, 1)	1.0		4	0	0	0	3	1	0	0	0	0	0	12	21	0.00	1.000

PITCHER	IP	WLS	BF	H	R	ER	SO	BB	IBB	HBP	BLK	WP	HR	S	P	ERA	WHIP

Minnesota Twins @ Cleveland Indians

Progressive Field, Cleveland, OH

Mon Aug 01 2016, 7:12 PM - 10:22 PM EDT

Att. 15,018 - Clear - 79 F

livebaseballscorecards.com

AB	34
R	5
H	7
RBI	5
BB	1
SO	10
LOB	8

Batter	1	2	3	4	5	6	7	8	9	AB	R	H	RBI	BB	SO	LOB
2 Brian Dozier, R (1, 4) OBP: 0.337, SLG: 0.487	B FF 96 S FF 97 S FF 97 X FF 96 1-2 ① G5-3		C FF 94 X CH 89 0-1 2-H HR	B FF 92 B FF 92 C FF 92 X FF 93 2-1 ② G5-3 1-2 3-H		C FF 90 C SI 91 F FF 91 B SL 83 X SI 91 1-2 ① G6-3		1 SAFE B FC 92 F FC 92 X FC 92 1-1 7 G4-6-3 1-3 1B		5	1	2	3	0	0	1
7 Joe Mauer, L (1, 3) OBP: 0.371, SLG: 0.395	C FF 97 S FF 92 S FF 97 0-3 ② K		B FF 94 X FF 93 1-0 26 HR 2B	C FF 92 B FF 91 F CH 87 B FF 91 B FF 91 X FF 92 3-2 22 2B 2-H 2B		C FF 88 C SL 80 C FF 90 0-3 ② K		B FF 93 C KC 83 1 SAFE F FF 94 1 SAFE F FF 94 F FF 94 1 SAFE X KC 86 1-2 ②③ G4-6-3 1-2f		5	2	2	1	0	2	2
26 Max Kepler, L (1, 9) OBP: 0.342, SLG: 0.561	B FF 97 C CU 85 B FF 96 C CU 84 F FF 97 B CU 85 B CH 89 4-2 BB		B CU 83 B FF 93 C CU 81 X FF 93 2-1 2-H HR	I IN 69 I IN 67 I IN 67 I IN 62 4-0 22 2B IBB		C SL 79 B SL 80 F SL 80 B FF 90 F SL 79 C FF 90 2-3 ③ K			B SL 87 B FF 96 B SL 86 B FF 95 4-0 8 S 5 HR BB	2	3	1	2	3	1	0
22 Miguel Sanó, R (1, 10) OBP: 0.331, SLG: 0.448	C FF 96 B FF 95 C FF 96 1 SAFE X FF 96 1-2 ③ F8		S CU 83 B CU 83 X FF 94 1-1 ① P4	S SL 86 S CH 88 B FF 93 X SL 88 1-2 1-H 2-H 2B			X FC 91 0-0 ① G5-3		C FF 95 B FF 95 C SL 86 B SL 86 S SL 87 2-3 ① K	5	0	1	2	0	1	2
8 Kurt Suzuki, R (1, 2) OBP: 0.319, SLG: 0.434		C FF 95 X SL 89 0-1 ① G1-3	C FF 93 X FF 93 0-1 ② G6-3	B FF 90 X SI 89 1-0 ③ F9			C FC 92 X FC 94 0-1 5 BB 1B		1 SAFE C SL 86 1 SAFE B FF 96 B SL 86 X FF 97 2-1 ② F9 1-2	5	0	1	0	0	0	2
5 Eduardo Escobar, S (1, 6) OBP: 0.295, SLG: 0.404		B FF 96 S FF 95 B SI 96 F CH 89 F FF 96 X CU 83 2-2 ② G4-3	F FF 93 C FF 92 B FF 94 B FF 93 X FF 94 2-2 ③ P4		B FF 90 B FF 89 X SI 88 2-0 ① G4-3		B FC 93 B FC 92 B FC 92 C FC 93 B FC 94 4-1 20 G4-3 1-2 BB		F SL 89 B SL 87 S FF 96 B FF 97 X SL 88 2-2 2-H HR	4	1	1	2	1	0	0
20 Eddie Rosario, L (1, 8) OBP: 0.273, SLG: 0.410		F FF 95 S FF 95 F FF 94 X CH 90 0-2 11 S 1B		S FF 93 B FF 94 S FF 93 B FF 94 F CU 83 X FF 93 2-2 ① L9	B FF 90 B CH 81 F SI 90 F SI 90 B FF 90 S FF 89 3-3 ② K		F FC 93 S FC 94 B FC 95 X FC 94 1-2 ②③ G4-3 1-2f		X FF 96 0-0 ③ G4-3	5	0	1	0	0	1	2
11 Jorge Polanco, S (1, 5) OBP: 0.360, SLG: 0.591	B FF 95 F FF 95 1 SAFE 1 SAFE F CH 90 B CU 84 X CH 90 2-2 ③ G3 1-2			C FF 93 C FF 94 B FF 95 X FF 94 1-2 39 1B 2 G5-3 2B	C FF 90 B CH 82 B CH 82 X SI 90 2-1 39 WP 2B			C FC 92 B SL 79 B FC 93 S FC 93 F SL 82 F FC 94 B SL 81 X FC 94 3-2 ① G5-3		4	1	2	0	0	0	1
39 Danny Santana, S (1, 7) OBP: 0.304, SLG: 0.366			C FF 94 F CH 90 B FF 95 F CU 84 F CH 90 B FF 94 B CH 91 X FF 93 3-2 2 HR 2B	S CH 89 F FF 92 X CU 80 0-2 2 G5-3 7 2B 2-3 1B	F FF 91 F FF 90 B CU 78 F FF 90 F FF 91 X CH 83 2-2 ③ L9 2-3			C FC 93 F FC 92 F SL 80 B FC 93 X FC 92 1-2 2 1B 1B		4	2	3	0	0	0	1
Inning Stats	R: 0 H: 0 E: 0 LOB: 1 K: 1 BB: 1 S: 12 P: 18	R: 0 H: 1 E: 0 LOB: 1 K: 0 BB: 0 S: 13 P: 17	R: 4 H: 4 E: 0 LOB: 0 K: 0 BB: 0 S: 17 P: 26	R: 4 H: 4 E: 0 LOB: 1 K: 0 BB: 1 S: 19 P: 33	R: 0 H: 1 E: 0 LOB: 1 K: 1 BB: 0 S: 12 P: 21	R: 0 H: 0 E: 0 LOB: 0 K: 2 BB: 0 S: 11 P: 14	R: 0 H: 1 E: 0 LOB: 1 K: 0 BB: 1 S: 7 P: 12	R: 0 H: 2 E: 0 LOB: 1 K: 0 BB: 0 S: 16 P: 22	R: 2 H: 1 E: 0 LOB: 0 K: 1 BB: 1 S: 9 P: 19	1B: 5 SF: 0 2B: 6 SAC: 0 3B: 0 DP: 2 HR: 3 HBP: 0						

PITCHER		IP	WLS	BF	H	R	ER	SO	BB	IBB	HBP	BLK	WP	HR	S	P	ERA	WHIP
59 Carlos Carrasco, R ERA: 3.12	(1, 1)	3.2	L	22	9	8	8	1	1	1	0	0	0	2	60	92	19.64	2.727
61 Dan Otero, R ERA: 1.26	(4, 1)	1.2		6	1	0	0	1	0	0	0	0	1	0	17	28	0.00	0.600
57 Kyle Crockett, L ERA: 5.4	(6, 1)	0.2		2	0	0	0	2	0	0	0	0	0	0	7	9	0.00	0.000
27 Bryan Shaw, R ERA: 3.88	(7, 1)	1.1		7	3	0	0	0	1	0	0	0	0	0	18	28	0.00	3.000
37 Cody Allen, R ERA: 2.54	(8, 1)	0.2		1	0	0	0	0	0	0	0	0	0	0	5	6	0.00	0.000

PITCHER		IP	WLS	BF	H	R	ER	SO	BB	IBB	HBP	BLK	WP	HR	S	P	ERA	WHIP
49 Austin Adams, R ERA: 7.04	(9, 1)	1.0		5	1	2	2	1	1	0	0	0	0	1	9	19	18.00	2.000

TOP

Minnesota Twins @ Cleveland Indians

Progressive Field, Cleveland, OH

Tue Aug 02 2016, 7:11 PM - 10:44 PM EDT

Att. 15,835 - Clear - 82 F

livebaseballscorecards.com

AB	39
R	10
H	14
RBI	10
BB	4
SO	5
LOB	11

Minnesota Twins @ Cleveland Indians

Progressive Field, Cleveland, OH

Tue Aug 02 2016, 7:11 PM - 10:44 PM EDT

Att. 15,835 - Clear - 82 F

BOTTOM

livebaseballscorecards.com

Batter	1	2	3	4	5	6	7	8	9	AB	R	H	RBI	BB	SO	LOB
41 Carlos Santana, S (1, 10) OBP: 0.347, SLG: 0.482	B FF 89 C CH 80 X FF 90 1-1 12 1B 1B		C CU 82 X SI 90 0-1 ③ G4-3		B FF 93 X SI 93 1-0 3-H HR	B SI 94 C SI 94 B SL 83 B SI 94 C SI 92 B SI 94 4-2 12 F9 22 1B BB		B SI 93 X SI 93 1-0 12 FC6-4 1B		4	1	3	2	1	0	0
22 Jason Kipnis, L (1, 4) OBP: 0.345, SLG: 0.489	B FF 90 D SL 87 X SI 88 2-0 ① L7			B FF 89 B SI 89 B SL 86 C FF 87 F SI 88 B SI 89 4-2 12 1B BB	C SL 83 B FF 90 X CH 82 1-1 12 S 12 1B 1B	F SI 94 C SL 82 X SL 82 0-2 1-2 1B		C CU 76 B SI 93 B SI 93 X CU 77 2-1 ② F9		4	1	2	0	1	0	2
12 Francisco Lindor, S (1, 6) OBP: 0.361, SLG: 0.454	C FF 91 1 SAFE X CH 81 0-1 26 G5-4-3 1-2 1B			B SI 90 C CU 81 B SI 90 X SI 90 2-1 1-2 1B	C SL 83 B CH 82 F CU 82 F CU 82 X CH 81 1-2 26 HR 1-H 1B	B SI 95 F SI 94 X SI 94 1-1 ② F9 2-3		F CU 76 S CU 77 F CU 79 D CU 79 X SI 93 1-2 ③ FC6-4 1-2f		5	1	3	1	0	0	3
26 Mike Napoli, R (1, 3) OBP: 0.333, SLG: 0.507	B FF 90 B FF 90 B FF 91 S FF 91 F FF 91 X FF 90 3-2 ②③ G5-4-3 1-2f			X FF 92 0-0 ① P6	1 SAFE B CU 82 1 SAFE F CH 80 1 SAFE 1 SAFE X FF 90 1-1 1-H HR	C FF 95 B FF 95 X FF 96 1-1 ③ F9			C SI 92 B FF 92 F SI 92 S SL 86 1-3 ① K	5	1	1	2	0	1	6
11 José Ramírez, S (1, 5) OBP: 0.353, SLG: 0.412		C FF 90 B SI 88 X FF 88 1-1 ① G4-3		C CH 82 F FF 91 B FF 90 X SL 83 1-2 ② F8	B FF 91 S CH 81 S CU 82 B CU 82 X CH 80 2-2 8 2B 1B		X SI 92 0-0 ① G4-3		C SI 92 B CH 87 C SI 93 B FF 93 F SI 93 B SI 93 X SI 92 3-2 ② G3-1	5	1	1	0	0	0	2
8 Lonnie Chisenhall, L (1, 9) OBP: 0.346, SLG: 0.461		B SL 87 F FF 90 X SI 90 1-1 ② G4-3		C CH 81 B FF 92 B CU 81 X FF 91 2-1 ③ F8	B FF 92 C SL 83 X CH 82 1-1 1-H 2B		C FF 95 S SL 88 B FF 94 S CU 83 1-3 ② K2-3		X SI 91 0-0 ③ G1-3	5	0	1	1	0	1	2
72 Tyler Naquin, L (1, 8) OBP: 0.394, SLG: 0.613		B FF 92 X CH 85 1-0 ③ G3-1			B SI 90 B FF 89 X CH 86 2-0 ① G6-3 BB		B FF 95 B FF 96 X SI 94 2-0 1B			3	0	1	0	1	0	0
35 Abraham Almonte, S (1, 7) OBP: 0.295, SLG: 0.488			C CU 81 B FF 89 B SI 89 F CH 82 S CH 82 2-3 ① K		X CH 82 0-0 55 G4-3 41 HR 2B B SI 94 D SL 85 F SI 93 D SL 84 S SI 94 2-3 ③ K		B SL 89 1 SAFE F SL 90 B CU 82 X SL 89 2-1 ③ G4-3			4	1	1	0	0	2	3
55 Roberto Pérez, R (1, 2) OBP: 0.267, SLG: 0.061			C FF 92 S FF 91 S CH 82 0-3 ② K		S SL 82 F SL 84 B SI 91 B CH 82 X FF 92 2-2 ② G4-3 2-3	X SI 93 0-0 ① L3		B SI 93 C SI 92 C CU 78 B CU 79 B FF 94 X CU 79 3-2 ① G1-4-3		4	0	0	0	0	1	1
Inning Stats	R: 0 E: 0 K: 0 S: 8 H: 2 LOB: 1 BB: 0 P: 14	R: 0 E: 0 K: 0 S: 5 H: 0 LOB: 0 BB: 0 P: 8	R: 0 E: 0 K: 2 S: 8 H: 0 LOB: 0 BB: 0 P: 10	R: 0 E: 0 K: 0 S: 10 H: 1 LOB: 2 BB: 1 P: 19	R: 6 E: 0 K: 1 S: 26 H: 7 LOB: 2 BB: 1 P: 43	R: 0 E: 0 K: 0 S: 10 H: 1 LOB: 2 BB: 1 P: 16	R: 0 E: 0 K: 1 S: 7 H: 1 LOB: 1 BB: 0 P: 12	R: 0 E: 0 K: 0 S: 10 H: 1 LOB: 1 BB: 0 P: 17	R: 0 E: 0 K: 1 S: 8 H: 0 LOB: 0 BB: 0 P: 12	1B: 9 2B: 2 3B: 0 HR: 2 SF: 0 SAC: 0 DP: 1 HBP: 0						

	AB	39
	R	6
	H	13
	RBI	6
	BB	3
	SO	5
	LOB	19

PITCHER		IP	WLS	BF	H	R	ER	SO	BB	IBB	HBP	BLK	WP	HR	S	P	ERA	WHIP
44 Kyle Gibson, R ERA: 4.94	(1, 1)	4.2		24	10	6	6	2	1	0	0	0	0	0	50	81	11.57	2.357
59 Michael Tonkin, R ERA: 3.76	(5, 1)	1.0		6	1	0	0	1	2	0	0	0	0	0	15	26	0.00	3.000
57 Ryan Pressly, R ERA: 3.58	(6, 1)	1.1	W	5	1	0	0	1	0	0	0	0	0	0	9	15	0.00	0.750
55 Taylor Rogers, L ERA: 2.63	(8, 1)	1.0	H	4	1	0	0	0	0	0	0	0	0	0	10	17	0.00	1.000
27 Brandon Kintzler, R ERA: 2.08	(9, 1)	1.0		3	0	0	0	1	0	0	0	0	0	0	8	12	0.00	0.000

PITCHER		IP	WLS	BF	H	R	ER	SO	BB	IBB	HBP	BLK	WP	HR	S	P	ERA	WHIP

Batter	1	2	3	4	5	6	7	8	9	AB	R	H	RBI	BB	SO	LOB
2 Brian Dozier, R (1, 4) OBP: 0.339, SLG: 0.499	X FF 93 0-0 ① L6	1 SAFE C FC 88 X FC 88 0-1 ① F7	B FC 89 B FF 94 S FF 95 B FF 96 F FF 94 B SI 95 4-2 7 2B 26 1B 1-2 2-3 BB		C CU 78 B FC 89 B FF 95 F FF 94 F FF 96 B FC 90 S FF 95 3-3 ③ K			F FF 94 B FC 93 X FF 95 1-1 7 3B 3B	X FF 90 0-0 1-H 3-H HR	5	3	2	3	1	1	1
7 Joe Mauer, L (1, 3) OBP: 0.377, SLG: 0.411	C SI 92 B FF 92 B FF 93 X SI 92 2-1 22 BB 20 1B 2B	B FF 93 1 SAFE B FF 93 1 SAFE B CH 88 C SI 93 F FC 89 X CH 88 3-2 1-H 1B	C FF 95 S FC 91 X SI 94 0-2 26 1B 1-3 2-H 3-H 2B			B FF 94 B FF 95 B FF 94 C FF 94 F FF 95 B FF 95 4-2 22 G5-3 26 1B BB		B FF 94 F FF 94 F CH 86 F CU 83 X FC 92 1-2 20 FC3-2-5-4-6 3-H 3B	C FF 90 F CU 77 B SI 90 B SL 83 X CH 83 2-2 ③ G3	5	2	4	4	1	0	0
26 Max Kepler, L (1, 9) OBP: 0.347, SLG: 0.560	B KC 76 B KC 75 C KC 76 B FC 90 C KC 76 B SI 94 4-2 22 BB 20 1B BB	B FF 94 S CH 89 X FC 92 1-1 ② F8	B FC 92 F FC 91 S KC 77 X FC 90 1-2 22 WP 2-H 3-H 1B			C CU 79 B FF 94 X FF 94 1-1 22 G5-3 20 2B 1-2 1B		F CH 86 C CU 82 X CU 84 0-2 ① G3		4	2	2	2	1	0	2
22 Miguel Sanó, R (1, 10) OBP: 0.332, SLG: 0.443	C KC 75 F SI 94 D KC 79 D KC 78 B FF 95 F FF 95 B FF 95 4-2 11 BB 20 1B 1-2 2-3 BB	B FC 89 C CH 87 B FC 90 B SI 94 F CH 88 S FF 96 3-3 ③ K	C FC 88 F FF 93 B FF 93 B FC 84 S FC 88 2-3 ③ K 1-2			B FC 89 B FF 96 F FF 95 B FF 96 F FF 95 X FF 95 3-2 ① G5-3 ② 1-2 2-3f		B FC 93 B FF 95 B FC 92 C FF 94 B FC 92 4-1 20 FC3-2-5-4-6 BB		3	0	0	0	2	2	4
20 Eddie Rosario, L (1, 8) OBP: 0.280, SLG: 0.420	D KC 76 F KC 78 S FC 90 F KC 80 B SI 93 X FC 90 2-2 11 BB 1-2 2-H 3-H 1B		L KC 77 F FC 91 X KC 79 0-2 5 2B 1B	C FF 93 B FC 84 S FF 94 F FF 93 X FC 83 1-2 ① G4-3		C FF 94 B FF 95 B FF 96 F FF 95 B FF 96 X FF 95 2-2 2-H 2B		C FF 95 S FF 95 B FF 96 F CU 83 X CH 86 1-2 ②③ FC3-2-5-4-6 1-3 3-H		5	1	3	3	0	0	2
5 Eduardo Escobar, S (1, 6) OBP: 0.293, SLG: 0.404	X CH 88 0-0 ② L9		C FF 93 F FC 89 X KC 79 0-2 11 SH1-3 39 FC6-2-5 1-H 2B	S FF 92 X FF 94 0-1 ② F7		D SL 81 B FF 93 B FF 93 C FF 93 X FF 94 3-1 ③ G4-3			C CH 87 B CU 79 X FF 92 1-1 ① F7	5	0	1	1	0	0	3
11 Jorge Polanco, S (1, 5) OBP: 0.370, SLG: 0.574	B KC 76 C CH 87 B KC 76 B SI 93 F CH 87 B FF 94 4-2 1-2 2-3 BB		X CH 87 0-0 ① SH1-3 2-3	C FC 90 S FC 84 B FF 94 X FF 94 1-2 ③ L7			B CU 83 X CH 85 1-0 ① L3		C CH 86 X FF 94 0-1 39 FC4-6 37 1B 2 HR 1B	3	1	1	0	1	0	0
37 Juan Centeno, L (1, 2) OBP: 0.296, SLG: 0.376	D CH 88 B CH 87 X FC 91 2-0 ③ G4-3		B FC 90 B FC 89 B SI 93 B SI 94 4-0 2 BB 39 FC6-2-5 7 2B BB		C FC 89 F FC 88 B FF 93 F FC 86 B FC 83 F FC 87 F FF 93 B FC 87 S FC 87 3-3 ① K		F CH 86 B CU 82 B CU 83 B CH 87 S FF 94 X CH 87 3-2 ② F8		X SI 88 0-0 39 FC4-6 1-2 1B	4	1	1	0	1	1	3
39 Danny Santana, S (1, 7) OBP: 0.301, SLG: 0.362		C FC 88 B FF 93 X CH 87 1-1 7 E 7 1B 1B	S FC 90 X FC 90 0-1 ② FC6-2-5 2 BB 7 2B 1-2 3-H		B FF 93 S FC 86 B FF 93 F FF 92 X FC 87 2-2 ② G4-3		X FF 94 0-0 ③ L5		C SI 89 S SI 88 X FF 90 0-2 ② FC4-6 2 HR 1-2f 2-3	5	3	1	0	0	0	4
Inning Stats	R: 2 E: 0 K: 0 S: 16 H: 2 LOB: 3 BB: 3 P: 34	R: 1 E: 1 K: 1 S: 12 H: 2 LOB: 1 BB: 0 P: 20	R: 5 E: 0 K: 1 S: 20 H: 4 LOB: 2 BB: 2 P: 31	R: 0 E: 0 K: 0 S: 9 H: 0 LOB: 0 BB: 0 P: 11	R: 0 E: 0 K: 2 S: 13 H: 0 LOB: 0 BB: 0 P: 21	R: 1 E: 0 K: 0 S: 13 H: 2 LOB: 1 BB: 1 P: 26	R: 0 E: 0 K: 0 S: 5 H: 0 LOB: 0 BB: 0 P: 9	R: 1 E: 0 K: 0 S: 14 H: 2 LOB: 1 BB: 1 P: 21	R: 3 E: 0 K: 0 S: 12 H: 3 LOB: 0 BB: 0 P: 15	1B: 8 2B: 5 3B: 2 HR: 1	SF: 0 SAC: 1 DP: 2 HBP: 0	WP: 1 PB: 0 SB: 0 CS: 0	PA: 47				

PITCHER		IP	WLS	BF	H	R	ER	SO	BB	IBB	HBP	BLK	WP	HR	S	P	ERA	WHIP
47 Trevor Bauer, R ERA: 4.08	(1, 1)	2.2	L	21	8	8	7	1	5	0	0	0	0	0	45	80	23.62	4.875
51 Shawn Armstrong, R ERA: 3.0	(3, 1)	2.0		6	0	0	0	2	0	0	0	0	1	0	21	30	0.00	0.000
34 Zach McAllister, R ERA: 5.34	(5, 1)	1.1		6	2	1	1	1	1	0	0	0	0	0	17	33	6.75	2.250
56 Cody Anderson, R ERA: 7.15	(7, 1)	2.1		10	3	2	2	0	1	0	0	0	0	0	23	35	7.71	1.714
61 Dan Otero, R ERA: 1.65	(9, 1)	0.2		4	2	2	2	0	0	0	0	0	0	1	8	10	27.00	3.000

PITCHER | IP | WLS | BF | H | R | ER | SO | BB | IBB | HBP | BLK | WP | HR | S | P | ERA | WHIP

Minnesota Twins @ Cleveland Indians

Progressive Field, Cleveland, OH

Wed Aug 03 2016, 7:11 PM - 10:33 PM EDT

Att. 17,176 - Clear - 82 F

TOP

livebaseballscorecards.com

AB	39
R	13
H	15
RBI	13
BB	7
SO	4
LOB	19

Batter	1	2	3	4	5	6	7	8	9	AB	R	H	RBI	BB	SO	LOB
41 Carlos Santana, S (1, 10) OBP: 0.344, SLG: 0.477	C FF 90 B FF 89 F CH 82 B FF 92 B KC 82 X SI 91 3-2 ① G3		B SI 91 B FF 89 X SI 92 2-0 ② G3		X SI 90 0-0 ③ F8		B CU 78 B SI 93 X SI 92 2-0 ②③ G5-4-3 1-2f			4	0	0	0	0	0	2
22 Jason Kipnis, L (1, 4) OBP: 0.342, SLG: 0.484	F FF 90 B FF 90 C KC 80 S KC 82 1-3 ② K		X SI 91 0-0 ③ F8			B SI 90 F KC 79 B FF 89 X CH 82 2-1 ① F8		X FF 92 0-0 ① G4-3		4	0	0	0	0	1	0
12 Francisco Lindor, S (1, 6) OBP: 0.358, SLG: 0.449	C FF 92 F SI 91 B KC 83 B FF 89 F FF 91 S KC 82 2-3 ③ K			C SI 90 B CH 84 F CH 83 X FF 89 1-2 ① G3-1		C KC 80 B CH 83 B CH 84 F SI 91 F KC 82 X KC 82 2-2 ② F8		C FF 92 B CH 86 C FF 92 B CU 77 S SL 86 2-3 ② K		4	0	0	0	0	2	0
26 Mike Napoli, R (1, 3) OBP: 0.335, SLG: 0.515		B FF 90 B FF 90 F SI 90 B KC 82 F SI 90 F SI 92 F SI 92 S KC 83 3-3 ① K		B KC 83 F FF 92 B CH 81 F SI 90 X SI 91 2-2 11 G3-6-3 1B		X SI 92 0-0 HR		C FF 93 B SL 86 S SL 87 B FF 93 X CU 78 2-2 ③ G6-3		4	1	2	1	0	1	0
11 José Ramírez, S (1, 5) OBP: 0.355, SLG: 0.416		X FF 91 0-0 8 1B 72 WP 1B		F KC 82 F SI 91 F FF 89 D KC 81 X KC 82 1-2 ②③ G3-6-3 1-2f		C KC 81 F KC 81 X KC 82 0-2 2B			B SI 90 B SI 90 C SI 91 B SI 91 F SI 91 X SI 91 3-2 ① F7	4	1	2	0	0	0	1
8 Lonnie Chisenhall, L (1, 9) OBP: 0.350, SLG: 0.467 20 Rajai Davis, R (9, PH) OBP: 0.316, SLG: 0.401		X SI 90 0-0 72 WP 35 1B 1-3 1B			X FF 88 0-0 72 HR 2B	F KC 80 S KC 81 S KC 80 0-3 K2-3			C SI 91 B CH 85 F CH 87 B CU 81 B SI 92 F SI 90 X SI 91 3-2 ② G6-3	3 1	2 0	2 0	0 0	0 0	1 0	1 0
72 Tyler Naquin, L (1, 8) OBP: 0.397, SLG: 0.626 9 Erik González, R (9, PH) OBP: 0.200, SLG: 0.111		B SI 90 S CH 82 S KC 81 D KC 82 F FF 90 B FF 91 C KC 82 3-3 ② K 1-2 3-H			X CH 80 0-0 2-H HR		B CU 76 B SI 93 F SI 92 B SI 92 B FF 91 4-1 6 BB BB		F SI 91 F SI 91 B CU 81 B SI 92 F SI 91 F CH 86 S CU 80 2-3 ③ K	2 1	1 0	1 0	2 0	1 0	1 1	1 0
35 Abraham Almonte, S (1, 7) OBP: 0.298, SLG: 0.477		X KC 80 0-0 ③ 2-H 1B			C KC 80 S KC 81 S KC 82 0-3 ① K2-3		B CU 77 C SI 92 S SI 91 S CU 78 1-3 ① K			3	0	1	1	0	2	1
38 Chris Gimenez, R (1, 2) OBP: 0.234, SLG: 0.267 6 Brandon Guyer, R (7, PH) OBP: 0.349, SLG: 0.406 55 Roberto Pérez, R (8, 2) OBP: 0.267, SLG: 0.061			L FF 90 B KC 80 C KC 80 F KC 82 X FF 90 1-2 ① F8		B SI 89 C FF 90 X CH 82 1-1 ② P4		C CU 78 1 SAFE S CU 79 B CU 78 B FF 93 1 SAFE F SI 92 F CU 78 B FF 93 4-2 B FF 93 41 G5-4-3 1-2 BB			2 0 0	0 0 0	0 0 0	0 0 0	0 1 0	0 0 0	0 0 0
Inning Stats	R: 0 E: 0 K: 2 S: 10 H: 0 LOB: 0 BB: 0 P: 16	R: 2 E: 0 K: 2 S: 12 H: 3 LOB: 1 BB: 0 P: 18	R: 0 E: 0 K: 0 S: 6 H: 0 LOB: 0 BB: 0 P: 9	R: 0 E: 0 K: 0 S: 10 H: 1 LOB: 0 BB: 0 P: 14	R: 2 E: 0 K: 1 S: 8 H: 2 LOB: 0 BB: 0 P: 9	R: 1 E: 0 K: 1 S: 13 H: 2 LOB: 1 BB: 0 P: 17	R: 0 E: 0 K: 1 S: 9 H: 0 LOB: 1 BB: 2 P: 20	R: 0 E: 0 K: 1 S: 7 H: 0 LOB: 0 BB: 0 P: 11	R: 0 E: 0 K: 1 S: 12 H: 0 LOB: 0 BB: 0 P: 20	1B: 4 2B: 2 3B: 0 HR: 2	SF: 0 SAC: 0 DP: 2 HBP: 0			WP: 1 PB: 0 SB: 0 CS: 0	PA: 34		

PITCHER	IP	WLS	BF	H	R	ER	SO	BB	IBB	HBP	BLK	WP	HR	S	P	ERA	WHIP
56 Tyler Duffey, R (1, 1) ERA: 6.21	6.0	W	24	8	5	5	6	0	0	0	0	1	2	59	83	7.50	1.333
55 Taylor Rogers, L (7, 1) ERA: 2.56	1.0		4	0	0	0	1	2	0	0	0	0	0	9	20	0.00	2.000
65 Trevor May, R (8, 1) ERA: 4.91	1.0		3	0	0	0	1	0	0	0	0	0	0	7	11	0.00	0.000
62 Buddy Boshers, L (9, 1) ERA: 3.43	1.0		3	0	0	0	1	0	0	0	0	0	0	12	20	0.00	0.000

PITCHER	IP	WLS	BF	H	R	ER	SO	BB	IBB	HBP	BLK	WP	HR	S	P	ERA	WHIP

BOTTOM

Minnesota Twins @ Cleveland Indians

Progressive Field, Cleveland, OH

Wed Aug 03 2016, 7:11 PM - 10:33 PM EDT

Att. 17,176 - Clear - 82 F

livebaseballscorecards.com

AB	32
R	5
H	8
RBI	4
BB	2
SO	9
LOB	6

Batter	1	2	3	4	5	6	7	8	9	AB	R	H	RBI	BB	SO	LOB
2 Brian Dozier, R (1, 4) OBP: 0.341, SLG: 0.506	F FF 94 S FF 95 S SL 85 0-3 ① K		B SL 85 C SL 83 X FF 92 1-1 7 1B 1-2 1B		C FF 92 B FF 91 B SL 83 B FF 92 X FF 93 3-1 HR		B FF 92 C FF 93 X SL 86 1-1 ① G5-3			4	1	2	1	0	1	0
7 Joe Mauer, L (1, 10) OBP: 0.380, SLG: 0.413	C FF 94 B FF 94 B FF 94 S CH 87 B FF 96 B FF 94 4-2 26 FC7-4 BB		C FF 93 C CH 86 B FF 93 B CH 87 F FF 94 X FF 94 2-2 26 L8-3 1-2 2-3 1B		C FF 92 F CH 87 B CH 85 X SL 84 1-2 26 1B 1B		S SL 84 C FF 95 B SL 85 F FF 94 C SI 96 1-3 ② K			3	0	2	0	1	1	0
26 Max Kepler, L (1, 9) OBP: 0.346, SLG: 0.554	L CU 75 X CH 87 0-1 ② FC7-4 1-2f		F CH 87 B FF 92 X CH 86 1-1 ② ③ L8-3 1-1		B CH 86 C CH 86 B FF 93 X CH 86 2-1 ① 1-3 1B		B SL 84 C SL 84 C SL 83 B SL 84 S SL 83 2-3 ③ K			4	0	1	0	0	1	4
22 Miguel Sanó, R (1, 5) OBP: 0.337, SLG: 0.447	B SL 84 C FF 94 S SL 86 1 SAFE 1 SAFE B FF 93 B SL 85 X SL 85 3-2 ③ F7			C FF 93 X CU 72 0-1 36 FC3-6 8 1B 2B	C FF 93 F SL 82 B FF 94 B FF 94 B SL 86 B SL 84 4-2 BB			B FC 93 B FC 93 B FC 92 C FC 92 C FC 92 B FC 93 4-2 5 G3-6-1 BB		2	1	1	0	2	0	1
19 Kennys Vargas, S (1, 3) OBP: 0.417, SLG: 0.603		C FF 92 X CH 86 0-1 ① F8		B FF 93 C FF 93 C FF 92 B FF 92 F FF 93 B FF 93 B CH 84 4-2 36 FC3-6 BB	C FF 89 S SI 88 C FF 89 0-3 ② K			B FC 93 B FC 94 C FC 92 S FC 94 B FC 94 F FC 93 F FC 93 S FC 93 3-3 ① K		3	0	0	0	1	2	3
5 Eduardo Escobar, S (1, 6) OBP: 0.288, SLG: 0.397		C CH 86 F CH 86 B FF 93 B FF 94 F FF 94 S FF 94 2-3 ② K		C CH 85 S FF 92 B FF 92 S FF 94 1-3 ① K	X SI 88 0-0 ③ F8			B FC 94 C FC 93 B FC 93 X FC 93 2-1 ② ③ G3-6-1 1-2f		4	0	0	0	0	2	5
36 Robbie Grossman, S (1, 7) OBP: 0.396, SLG: 0.427		B FF 94 C CH 86 X FF 92 1-1 ③ L7		B FF 93 B CH 86 X CH 86 2-0 ② FC3-6 8 1B 1-2f 2-3		C CH 81 B SI 89 X FF 89 1-1 ① G5-3			C FF 86 B CH 80 S CH 80 B FF 88 X CH 80 2-2 ① L6	4	0	0	0	0	0	2
8 Kurt Suzuki, R (1, 2) OBP: 0.322, SLG: 0.433			B SL 82 S SL 82 B FF 93 F SL 84 B FF 94 F FF 94 F FF 94 B SL 84 4-2 7 1B 2 1B BB	F FF 92 B FF 93 F SL 85 B FF 93 X FF 94 3-2 1-3 3-H 1B		B SI 89 L SI 89 F SL 82 B SI 90 X SI 89 2-2 ② G5-3			C FF 85 X CU 72 0-1 ② G1-3	3	0	1	1	1	0	0
25 Byron Buxton, R (1, 8) OBP: 0.249, SLG: 0.318			B FF 93 X FF 93 1-0 ① P2	C FF 93 X SL 84 0-1 ③ F7		B SL 84 B SL 83 C FF 94 F SL 84 C SL 84 2-3 ③ K			C FF 87 B FF 88 S CH 81 F FF 88 X FF 89 1-2 ③ F8	4	0	0	0	0	1	3
Inning Stats	R: 0 E: 0 K: 1 S: 10 H: 0 LOB: 1 BB: 1 P: 17	R: 0 E: 0 K: 1 S: 8 H: 0 LOB: 0 BB: 0 P: 11	R: 0 E: 0 K: 0 S: 13 H: 2 LOB: 2 BB: 1 P: 22	R: 1 E: 0 K: 1 S: 14 H: 2 LOB: 2 BB: 1 P: 24	R: 1 E: 0 K: 1 S: 13 H: 3 LOB: 2 BB: 1 P: 23	R: 0 E: 0 K: 1 S: 8 H: 0 LOB: 0 BB: 0 P: 13	R: 0 E: 0 K: 2 S: 9 H: 0 LOB: 0 BB: 0 P: 13	R: 0 E: 0 K: 1 S: 9 H: 0 LOB: 0 BB: 1 P: 18	R: 0 E: 0 K: 0 S: 9 H: 0 LOB: 0 BB: 0 P: 12	1B: 5 2B: 2 3B: 0 HR: 1 SF: 0 SAC: 0 DP: 2 HBP: 0						

Minnesota Twins @ Cleveland Indians

Progressive Field, Cleveland, OH

Thu Aug 04 2016, 12:11 PM - 3:26 PM EDT

Att. 19,193 - Partly Cloudy - 85 F

TOP

livebaseballscorecards.com

AB	31
R	2
H	7
RBI	2
BB	5
SO	8
LOB	18

WP: 0 PA: 36
PB: 0
SB: 0
CS: 0

PITCHER		IP	WLS	BF	H	R	ER	SO	BB	IBB	HBP	BLK	WP	HR	S	P	ERA	WHIP
73 Mike Clevinger, R ERA: 6.97	(1, 1)	4.1		22	7	2	2	3	4	0	0	0	0	1	54	93	4.15	2.538
61 Dan Otero, R ERA: 1.6	(5, 1)	1.1	W	4	0	0	0	1	0	0	0	0	0	0	9	12	0.00	0.000
24 Andrew Miller, L ERA: 1.53	(6, 1)	1.1	H	4	0	0	0	3	0	0	0	0	0	0	12	18	0.00	0.000
27 Bryan Shaw, R ERA: 3.8	(8, 1)	1.0		3	0	0	0	1	1	0	0	0	0	0	9	18	0.00	1.000
54 Ryan Merritt, L ERA:	(9, 1)	1.0		3	0	0	0	0	0	0	0	0	0	0	9	12	0.00	0.000

PITCHER	IP	WLS	BF	H	R	ER	SO	BB	IBB	HBP	BLK	WP	HR	S	P	ERA	WHIP

BOTTOM

Minnesota Twins @ Cleveland Indians

Progressive Field, Cleveland, OH

Thu Aug 04 2016, 12:11 PM - 3:26 PM EDT

Att. 19,193 - Partly Cloudy - 85 F

livebaseballscorecards.com

Batter	1	2	3	4	5	6	7	8	9	AB	R	H	RBI	BB	SO	LOB
20 Rajai Davis, R (1, 8) OBP: 0.317, SLG: 0.401	F8		F8	K			22 S, 22 WP, 1B	12 E, 1B		5	1	2	1	0	1	1
22 Jason Kipnis, L (1, 4) OBP: 0.342, SLG: 0.489 9 Erik González, R (9, 4) OBP: 0.200, SLG: 0.111	HR		G3-1		G4-3		12 HR, BB	P6		4 0	2 0	1 0	1 0	1 0	0 0	2 0
12 Francisco Lindor, S (1, 6) OBP: 0.358, SLG: 0.456	F9		26 BB, 41 HR, 1B		L7		1B	FC5		5	2	2	2	0	0	2
26 Mike Napoli, R (1, 10) OBP: 0.338, SLG: 0.513	41 S, BB		41 HR, BB		K		1B	K		3	1	1	0	2	2	3
41 Carlos Santana, S (1, 3) OBP: 0.343, SLG: 0.482	L8		HR			L9	G6-3			4	1	1	3	0	0	2
11 José Ramírez, S (1, 5) OBP: 0.354, SLG: 0.423		G6-3	K			K		HR		4	1	1	1	0	2	0
6 Brandon Guyer, R (1, 7) OBP: 0.352, SLG: 0.412		F8		55 G5-3, 1B		K		20 1B, 2B		4	1	2	0	0	1	0
35 Abraham Almonte, S (1, 9) OBP: 0.294, SLG: 0.458		1B		P5			G5-3	G5-3		4	0	1	0	0	0	2
55 Roberto Pérez, R (1, 2) OBP: 0.265, SLG: 0.056		K		G5-3			G6-3	12 E, 20 1B, BB		3	0	0	0	1	1	2
Inning Stats	R: 1 E: 0 K: 0 S: 15 H: 1 LOB: 1 BB: 1 P: 26	R: 0 E: 0 K: 1 S: 10 H: 1 LOB: 1 BB: 0 P: 17	R: 3 E: 0 K: 1 S: 19 H: 2 LOB: 0 BB: 1 P: 26	R: 0 E: 0 K: 1 S: 13 H: 1 LOB: 1 BB: 0 P: 18	R: 0 E: 0 K: 1 S: 8 H: 0 LOB: 0 BB: 0 P: 12	R: 0 E: 0 K: 2 S: 11 H: 0 LOB: 0 BB: 0 P: 17	R: 3 E: 0 K: 0 S: 21 H: 3 LOB: 1 BB: 1 P: 33	R: 2 E: 1 K: 1 S: 19 H: 3 LOB: 3 BB: 1 P: 31		1B: 6 2B: 1 3B: 0 HR: 4	SF: 0 SAC: 0 DP: 0 HBP: 0			WP: 1 PB: 0 SB: 3 CS: 0	PA: 40	

	AB	36
	R	9
	H	11
	RBI	8
	BB	4
	SO	7
	LOB	14

PITCHER		IP	WLS	BF	H	R	ER	SO	BB	IBB	HBP	BLK	WP	HR	S	P	ERA	WHIP
66 Héctor Santiago, L ERA: 4.37	(1, 1)	5.0	L	22	5	4	4	4	2	0	0	0	0	2	65	99	7.20	1.400
65 Trevor May, R ERA: 4.79	(6, 1)	1.0		3	0	0	0	2	0	0	0	0	0	0	11	17	0.00	0.000
59 Michael Tonkin, R ERA: 4.22	(7, 1)	0.2		6	3	3	3	0	1	0	0	0	1	1	19	30	40.50	6.000
33 Tommy Milone, L ERA: 5.31	(7, 1)	1.1		9	3	2	2	1	1	0	0	0	0	1	21	34	13.50	3.000

PITCHER	IP	WLS	BF	H	R	ER	SO	BB	IBB	HBP	BLK	WP	HR	S	P	ERA	WHIP

Batter	1	2	3	4	5	6	7	8	9	AB	R	H	RBI	BB	SO	LOB
41 Carlos Santana, S (1, 10) OBP: 0.343, SLG: 0.480	B FF 95 C FF 94 F SL 84 T FF 95 1-2 K			C SL 83 B FF 94 S SL 86 B SL 87 F SL 84 B FF 96 X FF 94 3-2 22 G3 1B	X FF 96 0-0 F8		X FS 82 0-0 P3		B FF 90 B SL 82 B FF 91 C FF 89 C FF 90 B FF 91 4-2 26 DI BB	4	0	1	0	1	1	2
22 Jason Kipnis, L (1, 4) OBP: 0.344, SLG: 0.488 1 Michael Martinez, S (8, PR) OBP: 0.300, SLG: 0.358 (8, 4)	C FF 95 B SL 86 B SL 85 X FF 95 2-1 12 CS 1B			C CH 88 S SL 86 D SL 87 B FF 96 B SL 85 X SL 86 3-2 G3 1-2		C FF 94 F SL 84 F FF 96 F FF 96 S SL 86 0-3 K2-3		B FF 95 B CU 78 B FF 95 B FF 94 4-0 12 1B 26 1B BB	B FF 89 S SL 82 S FF 90 B SL 83 F FF 90 F FF 90 C FF 90 2-3 K	3 1	0 1	1 1	0 0	1 0	1 1	1 1
12 Francisco Lindor, S (1, 6) OBP: 0.356, SLG: 0.453	B FF 94 S SL 84 C FF 95 X FF 97 1-2 G5-3 1-2			B CH 88 F FF 95 C FF 96 S SL 85 1-3 K		F CH 90 F SL 86 X FF 96 0-2 F8		C FF 94 B CU 79 X CU 78 1-1 11 1B 6 1B 26 1B 1-2 1B	B FF 91 C SL 81 F FF 91 X SL 81 1-2 F8	5	1	1	0	0	1	3
26 Mike Napoli, R (1, 3) OBP: 0.341, SLG: 0.512		B FF 94 C SL 84 B SL 85 F FF 95 B SL 85 B SL 84 4-2 11 CS BB		C FF 95 S FF 96 X FF 95 0-2 G6-3		B SL 86 B SL 84 F FF 96 C SL 84 B FF 96 F FF 96 X FF 94 3-2 F9		F CU 79 B FF 95 B FF 95 X CU 78 2-1 6 1B 11 1B 35 SF8 1-2 2-H 1B	S SL 82 F FF 92 B FF 91 F SL 81 B FF 92 F FF 92 F SL 82 D SL 82 B SL 82 4-2 1-2 BB	3	1	1	1	2	0	1
11 José Ramírez, S (1, 5) OBP: 0.357, SLG: 0.428		F FF 94 F CH 87 T SL 85 0-2 K 1-2			C FF 94 B CH 90 C FF 94 X SL 87 1-2 72 FC3-6 1B		B FF 92 C FF 93 C SL 85 F SI 95 X FF 95 1-2 6 F9 72 G6-3 2B	C CU 78 X SL 88 0-1 6 1B 1-2 2-3 1B	C FF 90 S SL 81 F FF 91 S SL 82 0-3 K2-3	5	1	3	0	0	2	3
8 Lonnie Chisenhall, L (1, 9) OBP: 0.347, SLG: 0.464 6 Brandon Guyer, R (7, PH) OBP: 0.353, SLG: 0.413 (7, 7)		B CH 88 F FF 96 X CH 89 1-1 G4-3			F SL 84 F FF 95 B FF 94 B SL 86 X SL 86 2-2 F8		B SI 90 X SI 89 1-0 F9 2-3	X SL 85 0-0 1-2 2-3 3-H 1B		2	0	0	0	0	0	1
										2	0	1	1	0	0	1
72 Tyler Naquin, L (1, 8) OBP: 0.391, SLG: 0.614			F FF 95 F CH 89 B FC 94 S SL 86 1-3 K		C SL 86 S FF 95 F FF 95 X SL 86 0-2 FC3-6 35 2B 38 HR 1-2f		S SL 79 B SI 91 F SI 90 D SL 82 X SI 90 2-2 G6-3 3-H	S FF 92 F SL 90 S FF 93 0-3 K		4	1	0	1	0	2	4
35 Abraham Almonte, S (1, 7) OBP: 0.309, SLG: 0.490 (7, 9)			F CH 89 F SL 85 S FF 96 0-3 K		X FF 97 0-0 38 HR 1-3 2B		B FS 81 F FF 92 X CH 79 1-1 38 HBP 1B	S SL 85 B SL 89 F FF 93 X FF 93 1-2 SF8 3-H		3	1	2	1	0	1	0
38 Chris Gimenez, R (1, 2) OBP: 0.243, SLG: 0.298			C SL 83 B SL 86 B FF 96 X FF 95 2-1 F7		C SL 86 D SL 88 F FF 96 B SL 88 F SL 85 F FF 95 X SL 88 2-2 2-H 3-H HR		B FF 92 T FF 92 F FS 83 H FF 92 2-2 1-2 HBP	C FF 94 F FF 95 F FF 94 D SL 88 S SL 86 1-3 K		3	1	1	3	0	1	2
Inning Stats	R: 0 E: 0 K: 1 S: 8 H: 1 LOB: 0 BB: 0 P: 12	R: 0 E: 0 K: 1 S: 7 H: 0 LOB: 0 BB: 1 P: 12	R: 0 E: 0 K: 2 S: 8 H: 0 LOB: 0 BB: 0 P: 11	R: 0 E: 0 K: 1 S: 13 H: 1 LOB: 1 BB: 0 P: 20	R: 3 E: 0 K: 0 S: 17 H: 3 LOB: 0 BB: 0 P: 22	R: 0 E: 0 K: 1 S: 12 H: 0 LOB: 0 BB: 0 P: 15	R: 1 E: 0 K: 0 S: 13 H: 2 LOB: 2 BB: 0 P: 20	R: 3 E: 0 K: 2 S: 17 H: 4 LOB: 2 BB: 1 P: 26	R: 0 E: 0 K: 2 S: 19 H: 0 LOB: 2 BB: 2 P: 30	1B: 8 2B: 3 3B: 0 HR: 1 SF: 1 SAC: 0 DP: 1 HBP: 1						

PITCHER		IP	WLS	BF	H	R	ER	SO	BB	IBB	HBP	BLK	WP	HR	S	P	ERA	WHIP
35 Michael Pineda, R ERA: 5.17	(1, 1)	6.0	W	23	6	4	4	6	1	0	0	0	0	1	69	97	6.00	1.167
50 Richard Bleier, L ERA: 3.38	(7, 1)	0.2		2	0	0	0	0	0	0	0	0	0	0	4	7	0.00	0.000
29 Tyler Clippard, R ERA: 4.28	(7, 1)	0.1		3	1	0	0	0	0	0	1	0	0	0	5	8	0.00	3.000
26 Johnny Barbato, R ERA: 7.62	(8, 1)	0.0		4	3	3	3	0	1	0	0	0	0	0	6	13	∞	∞
43 Adam Warren, R ERA: 5.05	(8, 1)	1.0		4	1	0	0	2	0	0	0	0	0	0	11	13	0.00	1.000

PITCHER		IP	WLS	BF	H	R	ER	SO	BB	IBB	HBP	BLK	WP	HR	S	P	ERA	WHIP
57 Nick Goody, R ERA: 4.1	(9, 1)	1.0		5	0	0	0	2	2	0	0	0	0	0	19	30	0.00	2.000

TOP

Cleveland Indians @ New York Yankees

Yankee Stadium, Bronx, NY

Fri Aug 05 2016, 7:09 PM - 10:48 PM EDT

Att. 39,252 - Partly Cloudy - 78 F

livebaseballscorecards.com

AB	35
R	7
H	11
RBI	7
BB	4
SO	10
LOB	19

WP: 0 PB: 0 SB: 0 CS: 2 PA: 41

Batter	1	2	3	4	5	6	7	8	9	AB	R	H	RBI	BB	SO	LOB
11 Brett Gardner, L (1, 7) OBP: 0.347, SLG: 0.370	C FC 86 C CU 75 B FF 90 B SI 90 X FF 90 2-2 ① G1-3		C CU 75 C FF 89 X CU 76 0-2 ① G1-6-3 B FC 86 B CH 83 B SI 88 C FF 86 X FF 86 3-1 ② G1-3			B FF 92 F FF 93 X FF 92 1-1 ① G6-3	B SL 80 X FF 91 1-0 22 1B 3B	C FF 88 X SL 78 0-1 1-2 2-H 3-H 1B		6	1	2	2	0	0	0
22 Jacoby Ellsbury, L (1, 8) OBP: 0.337, SLG: 0.377 17 Ronald Torreyes, R (7, PR) OBP: 0.291, SLG: 0.329 (8, 6)	B CU 75 X FF 90 1-0 25 2B 34 G4-3 1B		X SI 90 0-0 25 1B 34 2B 2B B CU 76 X CH 83 1-0 1B			C CU 77 S SL 82 F CH 83 B FF 94 B FF 94 F SL 82 F FF 94 F FF 94 F FF 94 2-3 ② K S FF 95	B SL 77 F FF 89 F FF 90 X FF 90 1-2 25 G6-4-3 3-H 1B	F FF 88 X FF 90 0-1 ③ F7		5 1	2 0	4 0	1 0	0 0	1 0	0 2
25 Mark Teixeira, S (1, 3) OBP: 0.292, SLG: 0.346 27 Austin Romine, R (8, 3) OBP: 0.268, SLG: 0.408	1 SAFE 1 SAFE B FF 87 B CH 82 X CH 82 2-0 34 G4-3 1-3 2B		B FC 88 X FF 88 1-0 34 2B 14 HR 2-3 1B 1 SAFE C FC 85 1 SAFE B FF 88 B FC 86 T FC 86 B SI 89 X FC 86 3-2 ③ G6-3			B FF 94 B FF 94 B FF 93 B FF 93 4-0 34 BB 12 1B BB	C FF 88 B FF 91 X FF 89 1-1 ① ② G6-4-3 1-2f			4 0	2 0	2 0	0 0	1 0	0 0	2 0
34 Brian McCann, L (1, 10) OBP: 0.334, SLG: 0.422	B FC 87 C FF 90 F FC 87 X CU 76 1-2 ② G4-3 2-3 3-H		F FC 87 F FC 87 B FF 89 X FF 88 1-2 14 HR 1-3 3-H 2B		B CH 82 C FC 85 F FF 87 B CU 76 X FC 86 2-2 ① G4-3	B SL 81 D SL 83 F FF 91 B FF 92 S SL 83 B SL 82 4-2 14 BB 12 1B 24 BB 1-2 BB	B SL 79 X FF 90 1-0 ③ P6			4	2	1	2	1	0	2
12 Chase Headley, S (1, 5) OBP: 0.326, SLG: 0.383	C FC 87 B FF 90 B FC 88 B CU 75 S FC 87 X FF 90 3-2 ③ G4-3		B FC 87 B FC 87 B FF 89 I IN 70 4-0 14 HR IBB		F FC 86 B CU 76 B CU 75 F FC 86 C FC 85 2-3 ② K	C FF 92 X CH 84 0-1 24 BB 14 BB 1-2 2-H 1B		F FF 88 B FF 90 X CH 81 1-1 ① F9		4	1	1	1	1	1	1
14 Starlin Castro, R (1, 6) OBP: 0.298, SLG: 0.398 (8, 4)		X FC 86 0-0 ① G1-3	B FC 86 X FC 87 1-0 1-H 2-H 3-H HR		B FF 88 B FF 88 B FC 85 C FC 85 F FC 85 B FF 89 4-2 24 2B BB	B FF 91 B FF 92 C CH 83 B FF 92 B FF 92 4-1 38 FC5 24 BB 1-2 2-3 BB		F CH 80 X FF 90 0-1 31 BLK 24 WP 11 1B 1B		3	3	2	4	2	0	0
24 Gary Sánchez, R (1, 2) OBP: 0.294, SLG: 0.375		C FF 90 C CU 77 X FC 87 0-2 ② G1-3 B CU 77 S FC 86 B FC 87 X FC 86 2-1 ② G5-3			B FC 85 B FC 83 1 SAFE X FC 85 2-0 38 1B 1-H 2B	C FF 92 B CH 84 B FF 91 B CH 84 B FF 92 4-1 38 FC5 1-2 2-3 3-H BB		D CH 81 T FF 90 F FF 91 B SL 76 F FF 90 B SL 77 S FF 90 3-3 ② K 1-2		4	0	1	2	1	1	1
38 Rob Refsnyder, R (1, 4) OBP: 0.331, SLG: 0.322 (8, 9)		C FF 90 X FC 87 0-1 1B B FC 86 C CU 77 T FC 87 X FF 90 1-2 ③ F7			C FF 95 B FC 90 X FF 95 1-1 2-3 1B	B CU 75 C FF 90 X CH 84 1-1 ③ FC5 1-2 2-3f		I IN 54 I IN 52 I IN 58 I IN 54 4-0 31 BLK 11 1B IBB		4	1	2	0	1	0	3
31 Aaron Hicks, S (1, 9) OBP: 0.254, SLG: 0.302 (8, 8)		S FC 87 1 SAFE B FF 90 1 SAFE B FF 87 S CU 75 F FC 86 B FC 85 X FF 89 3-2 ③ P5		C CU 74 S CH 83 B FC 85 S FC 86 1-3 ① K	B CU 79 X FF 95 1-0 ③ F7		B CU 72 C CU 73 B CH 81 F FF 91 X CU 79 2-2 HR	B CH 80 S CH 82 D CH 83 B SL 78 F CH 82 B CH 82 4-2 1-2 2-3 11 1B BB		4	1	1	1	1	1	3
Inning Stats	R: 1 E: 0 K: 0 S: 11 H: 2 LOB: 1 BB: 0 P: 20	R: 0 E: 0 K: 0 S: 10 H: 1 LOB: 1 BB: 0 P: 13	R: 5 E: 0 K: 0 S: 14 H: 4 LOB: 0 BB: 1 P: 24	R: 0 E: 0 K: 1 S: 9 H: 1 LOB: 1 BB: 0 P: 17	R: 1 E: 0 K: 1 S: 12 H: 2 LOB: 2 BB: 1 P: 24	R: 2 E: 0 K: 1 S: 18 H: 1 LOB: 3 BB: 4 P: 38	R: 2 E: 0 K: 0 S: 10 H: 3 LOB: 1 BB: 0 P: 16	R: 2 E: 0 K: 1 S: 14 H: 2 LOB: 2 BB: 2 P: 26		1B: 9 2B: 4 3B: 1 HR: 2	SF: 0 SAC: 0 DP: 1 HBP: 0		WP: 1 PB: 0 SB: 0 CS: 0	PA: 47		

PITCHER		IP	WLS	BF	H	R	ER	SO	BB	IBB	HBP	BLK	WP	HR	S	P	ERA	WHIP
43 Josh Tomlin, R ERA: 3.81	(1, 1)	4.2	L	25	9	7	7	2	1	1	0	0	0	1	53	93	13.50	2.143
34 Zach McAllister, R ERA: 5.28	(5, 1)	0.1		2	1	0	0	0	0	0	0	0	0	0	3	5	0.00	3.000
50 Shawn Morimando, L ERA: 11.57	(6, 1)	1.0		10	3	4	4	1	4	0	0	0	0	1	22	45	36.00	7.000
57 Kyle Crockett, L ERA: 6.0	(7, 1)	2.0		10	3	2	2	1	1	1	0	1	1	0	20	35	9.00	2.000

PITCHER	IP	WLS	BF	H	R	ER	SO	BB	IBB	HBP	BLK	WP	HR	S	P	ERA	WHIP

BOTTOM

Cleveland Indians @ New York Yankees

Yankee Stadium, Bronx, NY

Fri Aug 05 2016, 7:09 PM - 10:48 PM EDT

Att. 39,252 - Partly Cloudy - 78 F

livebaseballscorecards.com

AB	39
R	13
H	16
RBI	13
BB	8
SO	4
LOB	14

Cleveland Indians @ New York Yankees

Yankee Stadium, Bronx, NY

Sat Aug 06 2016, 1:10 PM - 4:08 PM EDT

Att. 37,264 - Overcast - 84 F

TOP

livebaseballscorecards.com

Batter	1	2	3	4	5	6	7	8	9	AB	R	H	RBI	BB	SO	LOB
20 Rajai Davis, R (1, 8) OBP: 0.321, SLG: 0.412	C FF 89 B SI 88 F SI 88 B CH 82 F FF 88 S SI 84 2-3 ① K		C FF 90 X FF 91 0-1 ③ P3		X SL 80 0-0 2-H 1B		B FF 94 X SL 86 1-0 HR		S SL 81 B FF 90 B FF 89 F FF 89 B FF 89 B FF 90 4-2 22 PB 22 1B BB	4	2	2	2	1	1	0
22 Jason Kipnis, L (1, 4) OBP: 0.346, SLG: 0.495	B SL 79 F SI 89 B SI 90 B SI 89 B SI 89 4-1 12 G5-4-3 BB			B SL 80 B SL 80 B FF 90 C FF 91 X FF 91 3-1 HR	B SI 90 S SL 81 F SI 90 C SL 80 1-3 ③ K		S SL 80 S FF 92 B FF 92 F CH 83 F FF 92 S SL 82 1-3 ② K		1 SAFE B SL 80 1 SAFE 1 SAFE 1 SAFE B SL 79 X CH 86 2-0 12 1B 12 S 1-H 1B	4	1	2	2	1	2	1
12 Francisco Lindor, S (1, 6) OBP: 0.357, SLG: 0.452	C SI 89 F CH 84 X FF 88 0-2 ② ③ G5-4-3 1-2f			F SI 90 C SL 80 X FF 89 0-2 41 1B 1B		B SL 80 F FF 89 X FF 90 1-1 ① L6	B FF 92 F FF 93 X CH 83 1-1 ③ G4-3		F FF 96 F FF 97 B FF 98 F FF 99 D SV 86 B SV 88 X KC 83 3-2 41 S 1-3 1B	5	0	2	0	0	0	1
26 Mike Napoli, R (1, 10) OBP: 0.339, SLG: 0.515		B SI 88 B CH 83 B SI 90 C FF 90 C SI 90 X SI 90 3-2 ① P3		C FF 84 T FF 87 S FF 88 0-3 ① K		B SL 81 T FF 90 B SI 93 C FF 92 X SI 92 3-1 HR		C FF 92 C FF 92 B FF 93 F CH 84 F FF 93 B FF 92 B SL 83 F CH 84 S CH 84 3-3 ① K	B FF 97 S FF 98 C FF 99 B FF 99 C KC 84 2-3 ② K	5	1	1	1	0	3	3
41 Carlos Santana, S (1, 3) OBP: 0.346, SLG: 0.480		B FF 90 C SL 81 B FF 90 B CH 83 B SI 89 4-1 6 FC6-4 BB		C SL 80 X SI 84 0-1 11 G5-4-3 1-2 1B		B SL 91 F SI 84 C FF 89 F SL 82 X FF 92 1-2 11 G5-3 1B		S FF 92 B CH 84 F CH 83 X FF 92 1-2 ② P4	B KC 82 F KC 83 B KC 82 C KC 82 C SV 86 2-3 ③ K 1-2	4	0	2	0	1	1	2
11 José Ramírez, S (1, 5) OBP: 0.356, SLG: 0.426		C FF 89 S FF 88 B CH 84 B FF 88 S SL 81 2-3 ② K		X SL 80 0-0 ② ③ G5-4-3 1-2f		B FF 89 D SL 81 B SI 91 C FF 90 F SI 90 X FF 89 3-2 ② G5-3 1-2		S FF 92 B FF 92 X CH 84 1-1 8 BB 1B		4	0	1	0	0	1	4
6 Brandon Guyer, R (1, 7) OBP: 0.357, SLG: 0.411 8 Lonnie Chisenhall, L (8, PH) OBP: 0.350, SLG: 0.464 (8, 9)		X FF 89 0-0 ③ FC6-4 1-2f			B SL 79 H FF 88 2-0 35 BB HBP	B FF 90 C SL 81 F FF 91 B SL 81 B SI 85 F SL 81 B FF 90 4-2 BB		D SL 81 B FF 89 B FF 89 C FF 88 B FF 88 4-1 1-2 BB		1	0	0	0	1	0	1
										0	0	0	0	1	0	0
35 Abraham Almonte, S (1, 9) OBP: 0.305, SLG: 0.463 (8, 7)			C SI 88 B SL 81 B FF 90 B FF 88 F SI 90 X SI 90 3-2 ① G6-3		D SI 84 F FF 90 F FF 90 F FF 90 B SL 82 B SI 85 B SL 82 4-2 ① 55 G3 20 1B 1-2 BB	F SL 86 F SL 86 B FF 94 S FF 93 1-3 ③ K		C SL 80 X SL 80 0-1 ③ F9		3	1	0	0	1	1	4
55 Roberto Pérez, R (1, 2) OBP: 0.245, SLG: 0.050			C SL 80 B SI 84 B FF 89 C SI 90 B SL 82 S SI 91 3-3 ② K		X SI 91 0-0 ② G3 1-2		C SL 87 X SL 88 0-1 ① G2-3		C FF 90 B SL 81 C FF 90 X SL 81 1-2 ① G1-3	4	0	0	0	0	1	1

Inning Stats																								
	R: 0	H: 0	R: 0	H: 0	R: 0	H: 0	R: 1	H: 3	R: 1	H: 1	R: 1	H: 2	R: 1	H: 1	R: 0	H: 1	R: 1	H: 2	1B: 7	SF: 0	WP: 0	PA: 41
	E: 0	LOB: 0	E: 0	LOB: 1	E: 0	LOB: 0	E: 0	LOB: 1	E: 0	LOB: 1	E: 0	LOB: 2	E: 0	LOB: 0	E: 0	LOB: 2	E: 0	LOB: 2	2B: 0	SAC: 0	PB: 1	
	K: 1	BB: 1	K: 1	BB: 1	K: 1	BB: 0	K: 1	BB: 0	K: 1	BB: 1	K: 1	BB: 1	K: 1	BB: 0	K: 1	BB: 1	K: 2	BB: 1	3B: 0	DP: 2	SB: 2	
	S: 8	P: 14	S: 8	P: 17	S: 8	P: 14	S: 11	P: 14	S: 8	P: 15	S: 17	P: 30	S: 10	P: 13	S: 14	P: 23	S: 16	P: 30	HR: 3	HBP: 1	CS: 0	

PITCHER	IP	WLS	BF	H	R	ER	SO	BB	IBB	HBP	BLK	WP	HR	S	P	ERA	WHIP
52 CC Sabathia, L (1, 1) ERA: 4.18	5.2	L	25	6	3	3	5	4	0	1	0	0	2	57	100	4.76	1.765
41 Anthony Swarzak, R (6, 1) ERA: 5.4	0.2		3	1	1	1	1	0	0	0	0	0	1	6	8	13.50	1.500
45 Chasen Shreve, L (7, 1) ERA: 4.07	1.1		5	1	0	0	2	0	0	0	0	0	0	18	25	0.00	0.750
57 Nick Goody, R (8, 1) ERA: 4.33	0.2		5	1	1	1	0	2	0	0	0	0	0	9	20	13.50	4.500
68 Dellin Betances, R (9, 1) ERA: 2.42	0.2		3	1	0	0	2	0	0	0	0	0	0	10	17	0.00	1.500

PITCHER	IP	WLS	BF	H	R	ER	SO	BB	IBB	HBP	BLK	WP	HR	S	P	ERA	WHIP

AB	34
R	5
H	10
RBI	5
BB	6
SO	10
LOB	17

Batter	1	2	3	4	5	6	7	8	9	AB	R	H	RBI	BB	SO	LOB
11 Brett Gardner, L (1, 7) OBP: 0.351, SLG: 0.372	B SI 92 X SI 93 1-0 ① F7		B SI 94 B CH 86 X SI 93 2-0 22 G6-3 1B			B SI 93 B CU 84 B SI 92 B FF 93 4-0 22 L9-3 BB			C FF 94 C SL 86 X SL 87 0-2 34 DI 1B	3	0	2	0	1	0	0
22 Jacoby Ellsbury, L (1, 8) OBP: 0.333, SLG: 0.373	X SI 93 0-0 ② L7		X SL 90 0-0 ①② G6-3 1-2f			C SL 90 1 SAFE X SL 90 0-1 ①② L9-3 1-1			F FF 98 B SI 96 C SL 86 S SL 87 1-3 ① K	4	0	0	0	0	1	3
25 Mark Teixeira, S (1, 3) OBP: 0.288, SLG: 0.341	C SI 92 F CU 84 X SI 90 0-2 ③ L9		F SI 90 C SI 93 S FF 92 0-3 ③ K			B SI 93 F SL 91 B SI 93 B CU 84 X SI 94 3-1 ③ F8			C SL 85 F FF 98 B FF 99 B SL 88 S SL 86 2-3 ② K	4	0	0	0	0	2	1
34 Brian McCann, L (1, 10) OBP: 0.330, SLG: 0.417		C SI 93 F CH 86 F CU 85 X FF 91 0-2 ① F7		F SL 90 B SI 91 C FF 91 F CU 84 S CU 84 1-3 ① K			B SI 93 S CU 84 S CU 83 X CU 85 1-2 ① F9		D SL 85 C FF 97 C SL 86 B SL 86 X SL 86 2-2 ③ G6-3 1-2	4	0	0	0	0	1	1
14 Starlin Castro, R (1, 4) OBP: 0.298, SLG: 0.398		B SL 90 C SL 90 F SI 94 B SI 94 X CU 84 2-2 24 2B 1B		F CU 83 F SL 90 S FF 93 0-3 ② K			C CU 84 S FF 92 S CU 84 0-3 ② K			3	1	1	0	0	2	0
18 Didi Gregorius, L (1, 6) OBP: 0.317, SLG: 0.449		B SI 91 B SI 93 C CU 83 F SI 92 F SI 92 S SL 89 2-3 ② K		B SL 90 F CH 85 S SL 89 B SI 92 F FF 91 S SL 86 2-3 ③ K			B SI 94 B SL 90 X FF 91 2-0 ③ G4-3			3	0	0	0	0	2	1
24 Gary Sánchez, R (1, 2) OBP: 0.300, SLG: 0.421		S SL 89 B SL 90 C SI 92 X SI 93 1-2 31 1B 17 PB 1-H 2B			C CU 84 B CU 84 F SL 90 B SL 91 X CU 85 2-2 ① G5-3			B SI 92 C FF 91 S CU 84 B FF 91 C SI 94 2-3 ① K		3	1	1	1	0	1	0
31 Aaron Hicks, S (1, 9) OBP: 0.259, SLG: 0.307		B SI 93 D FF 92 X SL 91 2-0 17 PB 2-3 1B			X SI 92 0-0 17 CS 1B			B CU 84 B CU 84 C FF 93 X CU 85 2-1 ② G1-6-3		3	0	2	0	0	0	0
17 Ronald Torreyes, R (1, 5) OBP: 0.284, SLG: 0.320 12 Chase Headley, S (8, PH) OBP: 0.325, SLG: 0.381 (9, 5)		S SL 90 F SL 90 B CU 84 X SL 90 1-2 ③ G6-3 1-2 3-H			1 SAFE 1 SAFE F SL 89 B SL 89 S SL 84 F FF 92 F FF 92 S CU 84 1-3 ②③ K 1-2			B FF 94 B SL 91 F SL 90 C CU 85 X SI 93 2-2 ③ L5		2 1	0 0	0 0	0 0	0 0	1 0	2 0
Inning Stats	R: 0 E: 0 K: 0 S: 5 H: 0 LOB: 0 BB: 0 P: 6	R: 2 E: 0 K: 1 S: 18 H: 3 LOB: 1 BB: 0 P: 26	R: 0 E: 0 K: 1 S: 5 H: 1 LOB: 0 BB: 0 P: 7	R: 0 E: 0 K: 3 S: 11 H: 0 LOB: 0 BB: 0 P: 14	R: 0 E: 0 K: 1 S: 9 H: 1 LOB: 0 BB: 0 P: 12	R: 0 E: 0 K: 0 S: 4 H: 0 LOB: 0 BB: 1 P: 11	R: 0 E: 0 K: 1 S: 7 H: 0 LOB: 0 BB: 0 P: 10	R: 0 E: 0 K: 1 S: 8 H: 0 LOB: 0 BB: 0 P: 14	R: 0 E: 0 K: 2 S: 12 H: 1 LOB: 1 BB: 0 P: 17	1B: 5 2B: 2 3B: 0 HR: 0 SF: 0 SAC: 0 DP: 2 HBP: 0						

PITCHER	IP	WLS	BF	H	R	ER	SO	BB	IBB	HBP	BLK	WP	HR	S	P	ERA	WHIP
28 Corey Kluber, R (1, 1) ERA: 3.16	8.0	W	27	5	2	1	8	1	0	0	0	0	0	67	100	1.12	0.750
24 Andrew Miller, L (9, 1) ERA: 1.5	1.0	S	4	1	0	0	2	0	0	0	0	0	0	12	17	0.00	1.000

PITCHER	IP	WLS	BF	H	R	ER	SO	BB	IBB	HBP	BLK	WP	HR	S	P	ERA	WHIP

BOTTOM

Cleveland Indians @ New York Yankees

Yankee Stadium, Bronx, NY

Sat Aug 06 2016, 1:10 PM - 4:08 PM EDT

Att. 37,264 - Overcast - 84 F

livebaseballscorecards.com

AB	30
R	2
H	6
RBI	1
BB	1
SO	10
LOB	8

WP: 0	PA: 31		
PB: 1			
SB: 0			
CS: 1			

Cleveland Indians @ New York Yankees

Yankee Stadium, Bronx, NY

Sun Aug 07 2016, 1:09 PM - 4:04 PM EDT

Att. 39,720 - Sunny - 85 F

livebaseballscorecards.com

TOP

Batter	1	2	3	4	5	6	7	8	9	AB	R	H	RBI	BB	SO	LOB
41 Carlos Santana, S (1, 3) OBP: 0.342, SLG: 0.474	B FC 90 X SI 89 1-0 G4-3		C FS 86 F FS 85 B FC 90 S SL 84 1-3 K		C SL 83 B FS 88 S SL 85 S FF 93 1-3 K		B FF 92 B FF 93 B SL 86 C FF 92 X SL 89 3-1 FC3-6 1-2f		F KC 83 S FF 98 X SV 88 0-2 G4-6-3 1-2f	5	0	0	0	0	2	4
22 Jason Kipnis, L (1, 4) OBP: 0.345, SLG: 0.491	C FC 89 B FS 86 B SL 82 S FS 85 F FC 89 F SL 84 C FF 91 2-3 K		B SL 84 B FS 87 F FF 92 F SL 83 X FS 89 2-2 G3		X FS 87 0-0 G1-3		C CU 79 F SL 88 B FF 93 B SL 89 F CU 80 B FF 94 F SL 89 B FF 93 4-2 BB		B KC 82 C KC 82 F FF 97 F SV 88 S SV 88 1-3 K	4	0	0	0	1	2	2
12 Francisco Lindor, S (1, 6) OBP: 0.356, SLG: 0.450	C FF 91 B SI 89 X FC 89 1-1 1B			X FS 87 0-0 G3		C FF 92 B FF 93 B SL 85 S SL 84 X SI 93 2-2 F8	C SL 88 B FF 94 F SL 86 X SL 85 1-2 G3			4	0	1	0	0	0	2
26 Mike Napoli, R (1, 10) OBP: 0.339, SLG: 0.513	F FS 88 C SI 89 F SL 83 B SL 82 C SL 83 1-3 K			C FC 89 F FC 89 B FS 88 F SI 92 X SL 84 1-2 11 1B		S SL 85 S SL 85 B SI 90 B FS 87 C FF 92 2-3 K		B FF 92 C CH 81 C FF 93 F FS 83 B FF 92 C FS 82 2-3 K		4	0	1	0	0	3	1
11 José Ramírez, S (1, 5) OBP: 0.360, SLG: 0.428		B CU 73 C FC 90 B FS 85 F FS 87 B SL 82 X FF 92 3-2 G3-1		C FF 92 F FF 92 B SI 92 F FS 87 X FS 87 1-2 1-2 1B		S SI 90 B FF 94 X SI 90 1-1 1B		C FS 83 B FF 93 B FS 82 B FS 82 B CH 80 4-1 8 E 8 S 72 WP BB		3	1	2	0	1	0	0
8 Lonnie Chisenhall, L (1, 9) OBP: 0.345, SLG: 0.457		F FF 90 F FC 89 F SI 90 F FS 88 T SL 84 0-2 K		D FS 87 S FF 92 F FS 88 S SL 85 1-3 K		F SI 89 F FF 94 F FS 89 F SI 93 F FS 87 B FF 94 F FS 88 F SL 86 F FF 94 2-3 F SL 86 D FS 89 S CU 77 K2-3		F FF 92 F FF 93 B FS 82 B FS 81 1 SAFE S FF 93 2-3 K 1-3		4	0	0	0	0	4	4
20 Rajai Davis, R (1, 7) OBP: 0.323, SLG: 0.414		C FF 92 X FS 89 0-1 G6-3		S SL 84 D FC 88 S SL 84 X FF 94 1-2 F7			X FC 90 0-0 72 F7 55 1B 2B	S KC 83 B KC 83 B FF 98 B KC 83 B KC 83 4-1 72 S BB		3	1	1	0	1	0	2
72 Tyler Naquin, L (1, 8) OBP: 0.384, SLG: 0.603			C FF 92 B SI 92 F FF 91 X FS 88 1-2 G4-3		F FS 87 F FS 86 B FS 88 F FF 92 X FS 87 1-2 E4		C SI 92 F FC 89 X SL 85 0-2 F7 2-3	C FF 96 S KC 84 S SV 88 0-3 K 1-2 3-H		4	0	0	0	0	1	2
55 Roberto Pérez, R (1, 2) OBP: 0.268, SLG: 0.116 1 Michael Martinez, S (7, PR) OBP: 0.300, SLG: 0.358 38 Chris Gimenez, R (7, 2) OBP: 0.250, SLG: 0.305			X SI 92 0-0 2B		L FC 88 1 SAFE X FS 88 0-1 F8		B SL 85 X SI 92 1-0 41 FC3-6 3-H 1B		B FF 98 B FF 98 S FF 96 X FF 98 2-1 41 G4-6-3 1B	3 0 1	0 0 0	2 0 1	1 0 0	0 0 0	0 0 0	1 0 0
Inning Stats	R: 0 E: 0 K: 2 S: 12 H: 1 LOB: 1 BB: 0 P: 17	R: 0 E: 0 K: 1 S: 10 H: 0 LOB: 0 BB: 0 P: 13	R: 0 E: 0 K: 1 S: 10 H: 1 LOB: 1 BB: 0 P: 14	R: 0 E: 0 K: 1 S: 15 H: 2 LOB: 2 BB: 0 P: 19	R: 0 E: 1 K: 1 S: 10 H: 0 LOB: 1 BB: 0 P: 12	R: 0 E: 0 K: 2 S: 18 H: 1 LOB: 1 BB: 0 P: 25	R: 1 E: 1 K: 0 S: 15 H: 2 LOB: 2 BB: 1 P: 24	R: 1 E: 1 K: 3 S: 12 H: 0 LOB: 1 BB: 2 P: 24	R: 0 E: 0 K: 1 S: 9 H: 1 LOB: 0 BB: 0 P: 12	1B: 6 2B: 2 3B: 0 HR: 0 SF: 0 SAC: 0 DP: 1 HBP: 0						

	AB	35
	R	2
	H	8
	RBI	1
	BB	3
	SO	12
	LOB	18

WP: 1 PA: 38
PB: 0
SB: 2
CS: 0

PITCHER		IP	WLS	BF	H	R	ER	SO	BB	IBB	HBP	BLK	WP	HR	S	P	ERA	WHIP
19 Masahiro Tanaka, R ERA: 3.32	(1, 1)	6.0	W	25	6	1	1	8	0	0	0	0	0	0	76	101	1.50	1.000
43 Adam Warren, R ERA: 4.93	(7, 1)	1.0	H	5	1	0	0	0	1	0	0	0	0	0	14	23	0.00	2.000
29 Tyler Clippard, R ERA: 4.2	(8, 1)	0.2	H	3	0	1	0	2	1	0	0	0	0	0	8	16	0.00	1.500
68 Dellin Betances, R ERA: 2.36	(8, 1)	1.1	S	5	1	0	0	2	1	0	0	0	1	0	13	20	0.00	1.500

PITCHER	IP	WLS	BF	H	R	ER	SO	BB	IBB	HBP	BLK	WP	HR	S	P	ERA	WHIP

Batter	1	2	3	4	5	6	7	8	9	AB	R	H	RBI	BB	SO	LOB
11 Brett Gardner, L (1, 7) OBP: 0.350, SLG: 0.376	X FF 93 0-0 22 SF8 3B	C FF 96 1 SAFE S CU 84 S CU 84 0-3 ③ K			C CU 83 B FF 91 F CH 90 F CU 84 S FF 91 1-3 ② K		F FF 95 X FF 95 0-1 ③ G6-3			4	1	1	0	0	2	1
22 Jacoby Ellsbury, L (1, 8) OBP: 0.335, SLG: 0.374	B CH 88 X CH 89 1-0 ① SF8 3-H		X CU 82 0-0 25 P5-3 1B		B CH 91 B FF 94 F CH 90 B SI 95 B CH 90 4-1 25 2B BB			S FF 94 C FF 94 B FF 95 B FF 95 C FF 95 2-3 ① K		2	1	1	1	1	1	0
25 Mark Teixeira, S (1, 3) OBP: 0.288, SLG: 0.343	B FF 94 B FF 92 X FF 94 2-0 ② F9		X FF 94 0-0 ① P5-3 ② 1-1f		F FF 94 X FF 95 0-1 1-H 2B			S KC 85 S KC 85 C FF 95 0-3 ② K		4	0	1	1	0	1	1
34 Brian McCann, L (1, 10) OBP: 0.330, SLG: 0.413	B FF 93 B CH 88 F FF 94 F FF 93 B SL 84 B CH 89 4-2 12 HBP BB		B SL 84 F SL 84 X FF 94 1-1 ③ G5-3		C CU 83 B FF 93 F CU 82 C FF 93 1-3 ③ K			S KC 85 C KC 85 B KC 85 S KC 85 1-3 ③ K		3	0	0	0	1	2	1
12 Chase Headley, S (1, 5) OBP: 0.325, SLG: 0.379	H FF 94 1-0 1-2 HBP			B CH 88 T FF 93 F FF 93 B SL 85 C CU 85 2-3 ① K		B CH 87 C FF 93 B CH 89 B CH 88 X FF 93 3-1 ① L3				2	0	0	0	0	1	0
18 Didi Gregorius, L (1, 6) OBP: 0.317, SLG: 0.456	S CU 82 D SL 84 F FF 94 S CU 83 1-3 ③ K			B FF 95 B CH 89 S FF 95 F FF 95 X CU 84 2-2 HR		B FF 94 F SI 94 X FF 94 1-1 ② L7				3	1	1	1	0	1	2
38 Rob Refsnyder, R (1, 4) OBP: 0.331, SLG: 0.323 14 Starlin Castro, R (8, 4) OBP: 0.298, SLG: 0.398		X FF 95 0-0 1B		C SL 88 F SL 88 C FF 95 0-3 ② K		S CH 88 F FF 95 B CU 84 X FF 95 1-2 ③ L3				3 0 1 0 0 1 0 0 0 0 0 0 0 0						
31 Aaron Hicks, S (1, 9) OBP: 0.256, SLG: 0.303		1 SAFE 1 SAFE 1 SAFE 1 SAFE 1 SAFE F FF 94 S SL 84 1 SAFE T CU 84 0-2 ① K		C FF 95 F FF 94 S CU 84 0-3 ③ K			B SL 83 B SI 93 B FF 94 C FF 93 X FF 93 3-1 ① P6			3	0	0	0	0	2	1
27 Austin Romine, R (1, 2) OBP: 0.262, SLG: 0.398		C FF 96 1 SAFE 1 SAFE B FF 95 F FF 96 S CH 89 1-3 ② K			F FF 94 B CU 82 B CU 84 B SL 86 F SL 87 F FF 96 X SL 88 3-2 ① F9		C CH 89 B CU 82 F FF 95 F CH 89 X CH 89 1-2 ② F8			3	0	0	0	0	1	1
Inning Stats	R: 1 H: 1 E: 0 LOB: 2 K: 1 BB: 1 S: 8 P: 17	R: 0 H: 1 E: 0 LOB: 1 K: 3 BB: 0 S: 10 P: 11	R: 0 H: 1 E: 0 LOB: 0 K: 0 BB: 0 S: 4 P: 5	R: 1 H: 1 E: 0 LOB: 0 K: 3 BB: 0 S: 12 P: 16	R: 1 H: 1 E: 0 LOB: 1 K: 2 BB: 1 S: 14 P: 23	R: 0 H: 0 E: 0 LOB: 0 K: 0 BB: 0 S: 7 P: 12	R: 0 H: 0 E: 0 LOB: 0 K: 0 BB: 0 S: 8 P: 12	R: 0 H: 0 E: 0 LOB: 0 K: 3 BB: 0 S: 9 P: 12		1B: 2 SF: 1 2B: 2 SAC: 0 3B: 1 DP: 1 HR: 1 HBP: 1						

PITCHER	IP	WLS	BF	H	R	ER	SO	BB	IBB	HBP	BLK	WP	HR	S	P	ERA	WHIP
59 Carlos Carrasco, R (1, 1) ERA: 3.17	7.0	L	28	5	3	3	9	2	0	1	0	0	1	63	96	3.86	1.000
37 Cody Allen, R (8, 1) ERA: 2.49	1.0		3	0	0	0	3	0	0	0	0	0	0	9	12	0.00	0.000

PITCHER	IP	WLS	BF	H	R	ER	SO	BB	IBB	HBP	BLK	WP	HR	S	P	ERA	WHIP

BOTTOM

Cleveland Indians @ New York Yankees

Yankee Stadium, Bronx, NY

Sun Aug 07 2016, 1:09 PM - 4:04 PM EDT

Att. 39,720 - Sunny - 85 F

livebaseballscorecards.com

AB	27
R	3
H	5
RBI	3
BB	2
SO	12
LOB	7

Cleveland Indians @ Washington Nationals

Nationals Park, Washington, DC

Tue Aug 09 2016, 7:06 PM - 10:00 PM EDT

Att. 30,978 - Overcast - 79 F

TOP

livebaseballscorecards.com

Batter	1	2	3	4	5	6	7	8	9	AB	R	H	RBI	BB	SO	LOB
41 Carlos Santana, S (1, 3) OBP: 0.340, SLG: 0.470	B FF 92 X FF 93 1-0 ① P5			C CU 77 S FF 94 B SL 88 B CU 77 F FF 96 S SL 89 2-3 ① K		F SL 88 B FF 95 F FC 88 B CH 87 S FF 97 2-3 ③ K		B KC 79 B SI 93 C SI 93 B SI 94 F SI 92 F SI 93 S SI 94 3-3 ③ K		4	0	0	0	0	3	0
22 Jason Kipnis, L (1, 4) OBP: 0.344, SLG: 0.491	C FF 94 F FF 94 X FF 95 0-2 ② P5			B FF 94 B CH 88 C CH 87 B FF 95 F FF 94 S SL 89 3-3 ② K			B CU 78 B FF 95 B FF 95 C FF 95 C FF 95 C FF 96 3-3 ① K		F SI 93 X SI 93 0-1 12 G3 11 1B 2B	4	1	1	0	0	2	0
12 Francisco Lindor, S (1, 6) OBP: 0.355, SLG: 0.448	C FF 94 S CU 78 B CH 87 B FF 96 X SL 90 2-2 ③ L3			F FF 94 F FF 96 S FF 96 0-3 ③ K			T CH 86 F FF 96 X FF 98 0-2 11 E 11 2B 1B		L SI 91 F CH 84 X SI 94 0-2 ① G3 2-3	4	1	1	0	0	1	1
11 José Ramírez, S (1, 5) OBP: 0.361, SLG: 0.431		C CU 77 T FF 93 B CH 87 B FF 95 X CH 87 2-2 ① G3-1			B CU 76 C FF 94 X CU 77 1-1 ① B1-3		1 SAFE B SL 88 X SL 89 1-0 8 S 8 1B 2B 1-H		X KC 81 0-0 3-H 1B	4	1	2	2	0	0	0
8 Lonnie Chisenhall, L (1, 9) OBP: 0.344, SLG: 0.454		S FF 94 B FF 94 B FF 96 B FF 95 X FF 95 3-1 ② P2			F SL 88 C FF 95 B FF 96 F SL 88 X FF 97 1-2 ② L7		C SL 87 B FF 94 X FF 95 1-1 2-H 1B		1 SAFE 1 SAFE S SI 91 B SI 91 1 SAFE B SI 93 F CH 85 F SI 92 C KC 80 2-3 ② K	4	0	1	1	0	1	1
72 Tyler Naquin, L (1, 8) OBP: 0.382, SLG: 0.594		B FF 93 S FF 94 F FF 95 B FF 96 S FF 96 2-3 ③ K			B CU 77 B FF 95 F FF 96 S FF 95 B FF 97 B FF 96 4-2 BB		S FF 93 T FF 94 B FF 94 B FF 94 S FF 95 2-3 ② K		1 SAFE C SI 92 B SI 93 B SI 92 F CH 85 B SI 93 S SI 93 3-3 ③ K	3	0	0	0	1	3	2
35 Abraham Almonte, S (1, 7) OBP: 0.290, SLG: 0.439			F FF 92 X CU 74 0-1 ① F9		1 SAFE F FF 94 F CH 86 1 SAFE X FF 94 0-2 ③ P5		B CU 76 B CH 86 F FF 94 T FF 94 X CU 78 2-2 ③ F8			3	0	0	0	0	0	2
24 Andrew Miller, L (7, 1)										0	0	0	0	0	0	0
27 Bryan Shaw, S (8, 1)										0	0	0	0	0	0	0
37 Cody Allen, R (9, 1)										0	0	0	0	0	0	0
55 Roberto Pérez, R (1, 2) OBP: 0.254, SLG: 0.109			B FF 93 S FF 94 C SL 85 B FF 96 C SL 86 2-3 ② K			C SL 85 F FF 95 B SL 85 B SL 87 F FF 97 B SL 87 X FF 96 3-2 ① F8		B SI 98 S SI 98 X SI 99 1-1 ① G4-3		3	0	0	0	0	1	0
47 Trevor Bauer, R (1, 1)			B FF 93 C FF 94 C FF 94 C FF 95 1-3 ③ K			C FF 94 S FF 94 S SL 86 0-3 ② K		B SI 98 C SI 99 S SL 90 F SL 88 F SI 98 S SL 89 1-3 ② K		2	0	0	0	0	2	0
20 Rajai Davis, R (7, 7) OBP: 0.322, SLG: 0.413										1	0	0	0	0	1	0

	AB	32
	R	3
	H	5
	RBI	3
	BB	1
	SO	14
	LOB	6

Inning Stats																				
	R: 0 E: 0 K: 0 S: 7	H: 0 LOB: 0 BB: 0 P: 10	R: 0 E: 0 K: 1 S: 8	H: 0 LOB: 0 BB: 0 P: 15	R: 0 E: 0 K: 2 S: 8	H: 0 LOB: 0 BB: 0 P: 11	R: 0 E: 0 K: 3 S: 10	H: 0 LOB: 0 BB: 0 P: 15	R: 0 E: 0 K: 0 S: 11	H: 0 LOB: 1 BB: 1 P: 17	R: 0 E: 0 K: 2 S: 11	H: 0 LOB: 0 BB: 0 P: 16	R: 2 E: 1 K: 2 S: 15	H: 3 LOB: 1 BB: 0 P: 24	R: 0 E: 0 K: 2 S: 11	H: 0 LOB: 0 BB: 0 P: 16	R: 1 E: 0 K: 2 S: 13	H: 2 LOB: 1 BB: 0 P: 18	1B: 3 2B: 2 3B: 0 HR: 0	SF: 0 SAC: 0 DP: 0 HBP: 0	WP: 0 PB: 0 SB: 1 CS: 0	PA: 33

PITCHER		IP	WLS	BF	H	R	ER	SO	BB	IBB	HBP	BLK	WP	HR	S	P	ERA	WHIP
31 Max Scherzer, R ERA: 2.8	(1, 1)	7.0	L	25	3	2	1	10	1	0	0	0	0	0	70	108	1.29	0.571
45 Blake Treinen, R ERA: 1.99	(8, 1)	0.2		2	0	0	0	1	0	0	0	0	0	0	7	9	0.00	0.000
36 Sammy Solís, L ERA: 2.27	(8, 1)	1.1		6	2	1	1	3	0	0	0	0	0	0	17	25	6.75	1.500

PITCHER		IP	WLS	BF	H	R	ER	SO	BB	IBB	HBP	BLK	WP	HR	S	P	ERA	WHIP

BOTTOM

Cleveland Indians @ Washington Nationals

Nationals Park, Washington, DC

Tue Aug 09 2016, 7:06 PM - 10:00 PM EDT

Att. 30,978 - Overcast - 79 F

livebaseballscorecards.com

Batter	1	2	3	4	5	6	7	8	9	AB	R	H	RBI	BB	SO	LOB
7 Trea Turner, R (1, 4) OBP: 0.323, SLG: 0.479	B SI 91 C SI 92 B FC 89 B SI 92 X SI 93 3-1 G2-3 ①		C SI 93 X KC 75 0-1 L5 ①		X FC 90 0-0 FC1 28 G6-4-3 1-2		C SL 86 C FF 97 S SL 86 0-3 K ③		C FF 94 B KC 84 F KC 84 D KC 84 B FF 94 F FF 95 S FF 94 3-3 K ③	5	0	0	0	0	2	3
28 Jayson Werth, R (1, 7) OBP: 0.341, SLG: 0.426	B SI 92 C SI 92 S FF 90 B KC 77 B FF 96 B SI 93 4-2 20 G3-1 BB		C SI 93 B KC 76 B SI 93 B FF 91 X SI 92 3-1 F9 ②		X SI 94 0-0 G6-4-3 ② ③ 1-2f			C FF 95 B FF 96 F FF 95 F SL 86 F SL 86 B SL 84 F SL 84 X SL 85 2-2 HR		3	1	1	1	1	0	2
20 Daniel Murphy, L (1, 3) OBP: 0.386, SLG: 0.608	B SI 92 F FF 93 S CH 87 X CH 87 1-2 G3-1 ② 1-2		B FC 85 C SI 92 X FC 90 1-1 P1 ③			B KC 75 X FC 89 1-0 G3-1 ①		X SL 84 0-0 F8 ①		4	0	0	0	0	0	1
6 Anthony Rendon, R (1, 5) OBP: 0.350, SLG: 0.437	X SI 92 0-0 F9 ③			B FC 88 B FC 88 C FF 92 B SI 92 X SI 93 3-1 L8 ①		X FF 94 0-0 40 G6-3 2B		B FC 93 C FC 94 B FC 94 S FC 94 B FC 94 S FC 94 3-3 K ②		4	0	1	0	0	1	1
40 Wilson Ramos, R (1, 2) OBP: 0.386, SLG: 0.552 29 Pedro Severino, R (8, PR) OBP: 0.545, SLG: 0.375 (9, 2)		C SI 93 B KC 76 X FC 90 1-1 E5 9 1B		F SI 91 F SI 96 X KC 79 0-2 F9 ②		X FC 87 0-0 G6-3 ② 2-3		B FC 94 F FC 94 B SL 82 X FC 93 2-1 1B		4 0	0 0	1 0	0 0	0 0	0 0	1 0
14 Chris Heisey, R (1, 9) OBP: 0.302, SLG: 0.406		B SI 92 B FC 89 S FC 90 F SI 92 T SI 94 2-2 K ①		B FF 95 S SI 94 B FC 90 B SI 93 B FF 96 4-1 BB		L FC 90 C KC 78 B FF 96 X KC 81 1-2 G6-3 ③		C FC 93 C FC 94 S FC 95 0-3 K ③		3	0	0	0	1	2	3
8 Danny Espinosa, S (1, 6) OBP: 0.321, SLG: 0.407		C CH 86 B KC 75 F SI 93 B FC 89 C SI 94 2-3 K ②		S FC 89 S CH 87 C FC 91 0-3 K ③			C SI 93 B KC 76 F FC 91 F KC 79 F KC 80 X CH 86 1-2 G3-1 ①		C KC 82 B FF 94 B KC 84 F FF 95 B KC 82 X FF 94 3-2 F9 ①	4	0	0	0	0	2	2
9 Ben Revere, L (1, 8) OBP: 0.261, SLG: 0.291		C SI 91 B FC 89 X CH 85 1-1 1-3 1B			C SI 92 B FC 90 B SI 92 X SI 92 2-1 G4-3 ①		C SI 94 B SI 94 B FC 90 X SI 94 2-1 2B		B FF 94 C FF 94 S KC 84 S KC 84 1-3 K ②	4	0	2	0	0	1	0
31 Max Scherzer, R (1, 1) OBP: 0.173, SLG: 0.160 48 Brian Goodwin, L (7, PH) 45 Blake Treinen, R (8, 1) 36 Sammy Solís, R (8, 1) 25 Clint Robinson, L (9, PH) OBP: 0.276, SLG: 0.353		F SI 94 B FF 95 B FF 94 B SI 93 F SI 93 F SI 94 F SI 93 C SI 94 3-3 K ③		C SI 93 X FF 93 0-1 7 E 1B			C SL 84 X SL 84 0-1 P4 ②		C KC 83 B KC 85 B KC 84 F FF 94 F FF 94 B KC 84 B FF 94 4-2 BB	2 1 0 0 0	0 0 0 0 0	1 0 0 0 0	0 0 0 0 0	0 0 0 0 1	1 0 0 0 0	2 1 0 0 0
Inning Stats	R: 0 E: 0 K: 0 S: 8 H: 0 LOB: 1 BB: 1 P: 16	R: 0 E: 1 K: 3 S: 15 H: 1 LOB: 2 BB: 0 P: 24	R: 0 E: 0 K: 0 S: 6 H: 0 LOB: 0 BB: 0 P: 10	R: 0 E: 0 K: 1 S: 9 H: 0 LOB: 1 BB: 1 P: 16	R: 0 E: 1 K: 0 S: 6 H: 1 LOB: 1 BB: 0 P: 8	R: 0 E: 0 K: 0 S: 6 H: 1 LOB: 1 BB: 0 P: 8	R: 0 E: 0 K: 1 S: 12 H: 1 LOB: 1 BB: 0 P: 15	R: 1 E: 0 K: 2 S: 15 H: 2 LOB: 1 BB: 0 P: 22	R: 0 E: 0 K: 2 S: 13 H: 0 LOB: 1 BB: 1 P: 24	1B: 3 2B: 2 3B: 0 HR: 1	SF: 0 SAC: 0 DP: 1 HBP: 0	WP: 0 PB: 0 SB: 0 CS: 0	PA: 37				

	AB	34
	R	1
	H	6
	RBI	1
	BB	3
	SO	9
	LOB	16

PITCHER		IP	WLS	BF	H	R	ER	SO	BB	IBB	HBP	BLK	WP	HR	S	P	ERA	WHIP
47 Trevor Bauer, R ERA: 3.88	(1, 1)	6.1	W	26	4	0	0	4	2	0	0	0	0	0	57	92	0.00	0.947
24 Andrew Miller, L ERA: 1.65	(7, 1)	1.0	H	4	1	1	1	1	0	0	0	0	0	1	12	14	9.00	1.000
27 Bryan Shaw, R ERA: 3.75	(8, 1)	0.2	H	3	1	0	0	2	0	0	0	0	0	0	8	13	0.00	1.500
37 Cody Allen, R ERA: 2.44	(9, 1)	1.0	S	4	0	0	0	2	1	0	0	0	0	0	13	24	0.00	1.000

PITCHER	IP	WLS	BF	H	R	ER	SO	BB	IBB	HBP	BLK	WP	HR	S	P	ERA	WHIP

Batter	1	2	3	4	5	6	7	8	9	AB	R	H	RBI	BB	SO	LOB
20 Rajai Davis, R (1, 8) OBP: 0.324, SLG: 0.414	B SI 88 B SI 90 F SI 88 C SI 90 B FF 92 F SI 92 S CH 85 3-3 K		C CH 83 F SI 92 B FF 91 F CH 85 X CU 78 1-2 22 G3 12 HR 1B		B SI 89 B CH 84 C FF 90 S CH 84 S FF 91 2-3 K		X SI 97 0-0 22 1B 1B		B FF 91 B FC 91 C FF 91 X FF 92 2-1 G3	4	1	2	0	0	2	0
34 Zach McAllister, R (7, 1)										0	0	0	0	0	0	0
41 Carlos Santana, S (9, PH) OBP: 0.339, SLG: 0.469										1	0	0	0	0	0	0
22 Jason Kipnis, L (1, 4) OBP: 0.343, SLG: 0.488	C FF 91 S CU 77 X CU 78 0-2 G3-1		B CU 75 F FF 91 X CU 75 1-1 G3 1-2		C FF 90 X CU 77 0-1 L6		B FF 91 C SI 91 F FF 91 X SI 92 1-2 1-2 1B			4	0	1	0	0	0	1
12 Francisco Lindor, S (1, 6) OBP: 0.354, SLG: 0.453	C SI 91 B CU 78 X CH 85 1-1 G6-3		C FF 92 B CH 83 D CH 82 B FF 91 S CH 84 X FF 92 3-2 2-H HR		B SI 91 C CH 84 X CH 84 1-1 G5-3		F FF 91 B FF 91 X FF 92 1-1 F7			4	1	1	2	0	0	2
26 Mike Napoli, R (1, 3) OBP: 0.340, SLG: 0.514		B FF 88 C FF 89 C FF 91 B CU 78 S CH 84 2-3 K	B SI 92 X SI 91 1-0 11 2B 2B			B CH 82 B FF 90 C CH 82 T FF 91 B CU 76 B FF 92 4-2 8 G6-4-3 11 1B BB		F SL 82 S SL 84 C FF 93 0-3		3	1	1	0	1	2	0
11 José Ramírez, S (1, 5) OBP: 0.365, SLG: 0.437		B FF 90 S FF 92 F CH 86 B FF 91 F FF 92 B FF 93 X FF 92 3-2 P6	X CU 76 0-0 6 S 2-H 2B			B SI 89 B SI 90 C FF 91 C FF 92 X FF 93 2-2 8 G6-4-3 1-2 1B		B FF 93 S SL 83 C FF 93 F FF 93 X FF 93 1-2 1B		4	0	3	1	0	0	0
6 Brandon Guyer, R (1, 7) OBP: 0.358, SLG: 0.412		B FF 92 S CH 85 B CU 79 F FF 93 F FF 92 X CU 79 2-2 35 2B 1B	B CH 83 X CH 83 1-0 G1-3 2-3			T FF 89 F FF 91 X FF 93 0-2 G6-4-3 1-2f 2-3		B FF 92 S FF 92 X FF 93 1-1 F9		2	1	1	0	0	0	1
8 Lonnie Chisenhall, L (6, PH) OBP: 0.341, SLG: 0.451										2	0	0	0	0	0	3
(6, 9)																
35 Abraham Almonte, S (1, 9) OBP: 0.288, SLG: 0.443		X FF 90 0-0 38 S 1-H 2B		S CU 76 B FF 90 S CU 77 B CH 84 B FF 91 S CH 85 3-3 K		B CU 72 B FF 91 F SL 87 F FF 92 X SL 87 2-2 G4-3		S SL 85 F SL 84 B FF 94 F FF 94 X FF 94 1-2 F7		4	0	1	1	0	1	2
(6, 7)																
38 Chris Gimenez, R (1, 2) OBP: 0.243, SLG: 0.296		C CH 85 B FF 92 T CH 86 B CH 82 F FF 92 X CH 84 2-2 G5-3 2-3		X FF 92 0-0 P3			C SI 96 B SI 96 S SI 97 S SL 88 1-3 K		B FC 92 C FC 91 X FF 91 1-1 P4	3	0	0	0	0	1	1
1 Michael Martinez, S (9, PH) OBP: 0.296, SLG: 0.353										1	0	0	0	0	0	0
43 Josh Tomlin, R (1, 1) OBP: 0.400, SLG: 0.600			B SI 90 B SI 89 T SI 90 F SI 90 F SI 92 S SI 92 2-3 K	B SI 92 S FF 93 C SI 92 B CU 79 F FF 92 B FF 92 F FF 92 F FF 92 F FF 92 3-2 F FF 91 F FF 91 X FF 92 F8			C SI 95 F SI 96 B SL 86 S FF 97 1-3 K		B FC 92 F FC 92 S FF 92 B FC 91 C KC 80 2-3 K	2	0	0	0	0	1	0
61 Dan Otero, R (5, 1)										0	0	0	0	0	0	0
72 Tyler Naquin, L (7, PH) OBP: 0.379, SLG: 0.589										2	0	0	0	0	2	0
(7, 8)																
Inning Stats	R: 0 E: 0 K: 1 S: 9 H: 0 LOB: 0 BB: 0 P: 13	R: 1 E: 0 K: 1 S: 16 H: 2 LOB: 1 BB: 0 P: 25	R: 3 E: 0 K: 1 S: 16 H: 4 LOB: 1 BB: 0 P: 25	R: 0 E: 0 K: 1 S: 13 H: 0 LOB: 0 BB: 0 P: 19	R: 0 E: 0 K: 1 S: 7 H: 0 LOB: 0 BB: 0 P: 10	R: 0 E: 0 K: 0 S: 11 H: 1 LOB: 1 BB: 1 P: 19	R: 0 E: 0 K: 2 S: 12 H: 2 LOB: 2 BB: 0 P: 16	R: 0 E: 0 K: 1 S: 13 H: 1 LOB: 1 BB: 0 P: 16	R: 0 E: 0 K: 1 S: 7 H: 0 LOB: 0 BB: 0 P: 12	1B: 6 2B: 3 3B: 0 HR: 1 SF: 0 SAC: 0 DP: 1 HBP: 0						

PITCHER		IP	WLS	BF	H	R	ER	SO	BB	IBB	HBP	BLK	WP	HR	S	P	ERA	WHIP
47 Gio González, L ERA: 4.24	(1, 1)	5.0	W	23	7	4	4	5	1	0	0	0	0	1	66	103	7.20	1.600
18 Matt Belisle, R ERA: 1.84	(6, 1)	1.0	H	2	0	0	0	0	0	0	0	0	0	0	6	8	0.00	0.000
45 Blake Treinen, R ERA: 1.96	(7, 1)	0.2	H	3	1	0	0	2	0	0	0	0	0	0	7	9	0.00	1.500
46 Oliver Pérez, L ERA: 4.4	(7, 1)	0.0		1	1	0	0	0	0	0	0	0	0	0	3	4	∞	∞
27 Shawn Kelley, R ERA: 2.81	(7, 1)	1.1	H	5	1	0	0	1	0	0	0	0	0	0	15	19	0.00	0.750

PITCHER		IP	WLS	BF	H	R	ER	SO	BB	IBB	HBP	BLK	WP	HR	S	P	ERA	WHIP
43 Mark Melancon, R ERA: 1.35	(9, 1)	1.0	S	3	0	0	0	1	0	0	0	0	0	0	7	12	0.00	0.000

TOP

Cleveland Indians @ Washington Nationals

Nationals Park, Washington, DC

Wed Aug 10 2016, 4:09 PM - 7:00 PM EDT

Att. 30,185 - Cloudy - 91 F

livebaseballscorecards.com

AB	36
R	4
H	10
RBI	4
BB	1
SO	9
LOB	10

BOTTOM

Batter	1	2	3	4	5	6	7	8	9	AB	R	H	RBI	BB	SO	LOB
7 Trea Turner, R (1, 4) OBP: 0.320, SLG: 0.480	C FC 86 F FC 86 X FF 88 0-2 ① G5-3	C FC 86 B FC 86 X FF 89 1-1 ② F8 2-3			B CU 72 X CH 84 1-0 20 2B 2B	B SI 90 X SL 82 1-0 ③ F8				4	1	1	0	0	0	2
28 Jayson Werth, R (1, 7) OBP: 0.345, SLG: 0.439	C FF 89 B CU 76 X FF 90 1-1 20 G3 40 1B 2B	1 SAFE B FC 88 F FC 88 1 SAFE B FF 89 X FC 87 2-1 1-H 3-H HR			B SI 88 B FC 85 B SI 88 B FC 86 4-0 20 2B 6 2B BB		C CU 78 C FC 88 B FF 94 C FF 96 1-3 ① K			3	3	2	3	1	1	0
20 Daniel Murphy, L (1, 3) OBP: 0.385, SLG: 0.607	C FC 87 B FC 87 B CH 85 X FC 86 2-1 ② G3 2-3	B SI 86 B FC 88 C FC 87 X CH 84 2-1 ③ L7			C FC 85 X FF 85 0-1 6 2B 1-3 2-H 2B		C FF 95 C CH 89 S SL 83 0-3 ② K			4	1	1	1	0	1	1
40 Wilson Ramos, R (1, 2) OBP: 0.384, SLG: 0.549	C FF 88 F FC 86 B FC 87 X CU 77 1-2 6 2B 3-H 1B		F FC 85 B FC 88 F FC 85 F FC 85 F FF 89 F FC 87 B FC 86 X FC 87 3-2 ① G5-3		B SI 90 B SI 90 F SI 90 C SI 90 F SI 91 X SI 91 2-2 ① G6-3		X SL 82 0-0 ③ G6-3			4	0	1	1	0	0	2
6 Anthony Rendon, R (1, 5) OBP: 0.352, SLG: 0.443	B FC 86 S FC 87 1 SAFE F FC 87 B FF 90 X FC 87 2-2 1-3 2B		C FF 88 S CU 76 C FF 88 0-3 ② K		F SI 90 C SI 92 X SI 91 0-2 48 G1-3 2-H 3-H 2B			C FC 87 S FF 95 T SI 95 0-2 ① K		4	0	2	2	0	2	0
48 Brian Goodwin, L (1, 9) OBP: 0.167, SLG: 0.167	C FF 88 B FC 86 S FC 87 S FC 87 1-3 ③ K		B CU 75 F CH 82 S FC 86 B FC 86 X FC 85 2-2 ③ G3		B SI 90 F CH 83 X SI 91 1-1 ② G1-3 2-3			C CU 80 C CU 80 F FF 96 X SI 96 0-2 8 FC3-6 1B		4	0	1	0	0	1	3
8 Danny Espinosa, S (1, 6) OBP: 0.320, SLG: 0.405		C CU 73 X FC 86 0-1 7 F8 9 1B 28 HR 1B		B CU 72 B CH 84 C FC 83 F FC 84 X SI 87 2-2 ① L7	B CH 82 C FF 90 B CH 83 S SL 85 S FF 92 2-3 ③ K			X FC 88 0-0 ② FC3-6 9 1B 1-2f		4	1	1	0	0	1	2
9 Ben Revere, L (1, 8) OBP: 0.264, SLG: 0.294		C FF 87 1 SAFE B FF 87 1 SAFE X FC 86 1-1 28 HR 1-2 1B		X CH 85 0-0 ② G1-3		C FF 88 B SI 89 X FF 90 1-1 ① G4-3		C FF 94 X FC 89 0-1 1-3 1B		4	1	2	0	0	0	0
47 Gio González, R (1, 1) OBP: 0.111, SLG: 0.118 18 Matt Belisle, R (6, 1) 1 Wilmer Difo, S (6, PH) OBP: 0.389, SLG: 0.471 45 Blake Treinen, R (7, 1) 46 Oliver Pérez, L (7, 1) OBP: 0.667, SLG: 1.000 27 Shawn Kelley, R (7, 1) 25 Clint Robinson, L (8, PH) OBP: 0.275, SLG: 0.351 43 Mark Melancon, R (9, 1)		L FC 83 L FC 84 M FC 85 0-3 ① K		S FC 85 S FF 87 F FC 87 S FC 85 0-3 ③ K		B SL 84 F FF 89 X SI 90 1-1 ② G5-3		B FF 94 B SI 95 C SI 95 X FF 95 2-1 ③ P6		2 0 1 0 0 0 1 0	0 0 0 0 0 0 0 0	0 0 0 0 0 0 0 0	0 0 0 0 0 0 0 0	0 0 0 0 0 0 0 0	2 0 0 0 0 0 0 2	2 0 0 0 0 0 0 0
Inning Stats	R: 1 E: 0 K: 1 S: 16 H: 3 LOB: 2 BB: 0 P: 23	R: 3 E: 0 K: 1 S: 13 H: 3 LOB: 0 BB: 0 P: 19	R: 0 E: 0 K: 1 S: 12 H: 0 LOB: 0 BB: 0 P: 17	R: 0 E: 0 K: 1 S: 8 H: 0 LOB: 0 BB: 0 P: 10	R: 3 E: 0 K: 1 S: 15 H: 3 LOB: 1 BB: 1 P: 25	R: 0 E: 0 K: 0 S: 5 H: 0 LOB: 0 BB: 0 P: 8	R: 0 E: 0 K: 2 S: 7 H: 0 LOB: 0 BB: 0 P: 8	R: 0 E: 0 K: 1 S: 12 H: 2 LOB: 2 BB: 0 P: 14		1B: 5 2B: 5 3B: 0 HR: 1	SF: 0 SAC: 0 DP: 0 HBP: 0			WP: 0 PB: 0 SB: 0 CS: 0	PA: 36	

PITCHER		IP	WLS	BF	H	R	ER	SO	BB	IBB	HBP	BLK	WP	HR	S	P	ERA	WHIP
43 Josh Tomlin, R ERA: 4.18	(1, 1)	4.0	L	21	8	7	7	4	1	0	0	0	0	1	52	77	15.75	2.250
61 Dan Otero, R ERA: 1.53	(5, 1)	2.0		7	1	0	0	1	0	0	0	0	0	0	17	25	0.00	0.500
34 Zach McAllister, R ERA: 4.96	(7, 1)	2.0		8	2	0	0	3	0	0	0	0	0	0	19	22	0.00	1.000

PITCHER	IP	WLS	BF	H	R	ER	SO	BB	IBB	HBP	BLK	WP	HR	S	P	ERA	WHIP

Cleveland Indians @ Washington Nationals

Nationals Park, Washington, DC

Wed Aug 10 2016, 4:09 PM - 7:00 PM EDT

Att. 30,185 - Cloudy - 91 F

livebaseballscorecards.com

AB	35
R	7
H	11
RBI	7
BB	1
SO	8
LOB	14

Los Angeles Angels @ Cleveland Indians

Progressive Field, Cleveland, OH

Thu Aug 11 2016, 7:12 PM - 11:32 PM EDT

Att. 16,652 - Cloudy - 83 F

livebaseballscorecards.com

Batter	1	2	3	4	5	6	7	8	9	AB	R	H	RBI	BB	SO	LOB
6 Yunel Escobar, R (1, 5) OBP: 0.365, SLG: 0.402 17 Shane Robinson, R (6, 8) OBP: 0.286, SLG: 0.250	C FF 91 S CU 82 X SL 88 0-2 G5-3		C SL 88 F CU 83 S CU 84 0-3 K		S CU 83 B CU 84 C SI 94 X CU 84 1-2 G6-3			C FF 93 X SI 94 0-1 FC5-4 18 FC6-4 1-2f		3 0 0 0 0 1 0 1 0 0 0 0 0 1						
56 Kole Calhoun, L (1, 9) OBP: 0.353, SLG: 0.416 18 Geovany Soto, R (6, 3) OBP: 0.325, SLG: 0.451	C CU 83 X FF 91 0-1 G3-1		S CH 86 X CH 86 0-1 G4-3			B SI 91 F SI 92 B SI 92 F CU 84 F FF 93 B SL 89 B SI 94 4-2 2 FC6-4 BB		C FF 94 B FF 94 C FF 94 X FF 95 1-2 FC6-4 8 FC6-4 1-2f		2 0 0 0 1 0 0 1 0 0 0 0 0 1						
27 Mike Trout, R (1, 8) OBP: 0.424, SLG: 0.553 8 Gregorio Petit, R (6, 9) OBP: 0.321, SLG: 0.405	F FF 92 X FF 92 0-1 HR			B CU 83 C SL 89 B CH 85 S SL 85 B FF 93 F CU 85 B SL 90 4-2 2 FC5-4 BB		C SI 93 S CU 85 F FF 92 D CU 86 B CH 84 B FF 92 X CU 84 3-2 F9		F FF 94 X FF 94 0-1 FC6-4 1-2f		2 1 1 1 1 0 1 1 0 0 0 0 0 1						
5 Albert Pujols, R (1, 10) OBP: 0.320, SLG: 0.429	X SI 93 0-0 G4-3			B SL 91 C SI 93 F SI 94 B FF 93 S SI 94 2-3 K		B SI 93 B SI 93 X SL 91 2-0 L7			C FF 88 B CH 81 B SL 76 X FF 89 2-1 12 G4-3 13 SF8 2B	4 1 1 0 0 1 2						
2 Andrelton Simmons, R (1, 6) OBP: 0.310, SLG: 0.352 12 Johnny Giavotella, R (6, 4) OBP: 0.291, SLG: 0.382		B SI 91 C SI 92 C FF 92 B CU 84 X SL 89 2-2 G4-3		C SI 94 B CU 85 C SI 93 B CU 84 X SL 90 2-2 FC5-4 1-2f		S FF 91 B SI 93 D CU 85 B SL 86 X SL 88 3-1 FC6-4 1-2f			X FF 88 0-0 G4-3 2-3	3 0 0 0 0 0 2 1 0 0 0 0 0 1						
51 Ji Man Choi, L (1, 7) OBP: 0.264, SLG: 0.337		C SI 92 B CU 83 X CU 84 1-1 G4-3		B SL 91 F SI 93 B SI 93 F SL 90 X CU 85 2-2 P2			C SI 91 X SI 89 0-1 G6-3		B SL 78 B SL 78 F FF 89 B SL 78 F FF 90 F FF 90 B FF 89 4-2 19 BB BB	3 0 0 0 1 0 1						
19 Jefry Marte, R (1, 3) OBP: 0.301, SLG: 0.467 (6, 5)		S SL 89 B CU 83 F SL 90 B CU 84 B SI 93 F FF 94 S SL 89 3-3 K			B FF 92 C SL 88 F SI 92 X FF 92 1-2 13 1B 7 G6-3 1B		B CU 84 B SI 92 F SI 92 S CU 84 B CU 84 S SI 92 3-3 K		D SL 77 F FF 87 B SL 76 B FF 89 B FF 88 4-1 1-2 BB	3 1 1 0 1 2 0						
13 Jett Bandy, R (1, 2) OBP: 0.336, SLG: 0.483			B SI 92 X SL 90 1-0 P3		X SL 88 0-0 7 G6-3 1-3 1B		F SI 92 B CU 84 B CU 85 F SI 92 B FF 91 X SI 91 3-2 G6-3		F FF 86 B FF 88 B FF 87 X FF 86 2-1 SF8 3-H	3 0 1 1 0 0 0						
7 Cliff Pennington, S (1, 4) OBP: 0.306, SLG: 0.410 (6, 6)			X SI 92 0-0 HR		B CH 84 C SL 89 X CU 84 1-1 G6-3 1-2f 3-H			B FF 92 B FF 93 F FF 93 X FF 93 2-1 17 FC5-4 1B	B FF 88 F FF 88 S FF 88 S FF 90 1-3 K	4 1 2 1 0 1 3						
Inning Stats	R: 1 E: 0 K: 0 S: 8 H: 1 LOB: 0 BB: 0 P: 8	R: 0 E: 0 K: 1 S: 9 H: 0 LOB: 0 BB: 0 P: 15	R: 1 E: 0 K: 1 S: 7 H: 1 LOB: 0 BB: 0 P: 8	R: 0 E: 0 K: 1 S: 12 H: 0 LOB: 1 BB: 1 P: 22	R: 1 E: 0 K: 0 S: 9 H: 2 LOB: 0 BB: 0 P: 12	R: 0 E: 0 K: 0 S: 10 H: 0 LOB: 1 BB: 1 P: 22	R: 0 E: 0 K: 1 S: 8 H: 0 LOB: 0 BB: 0 P: 14	R: 0 E: 0 K: 0 S: 9 H: 1 LOB: 1 BB: 0 P: 12	R: 1 E: 0 K: 1 S: 12 H: 1 LOB: 2 BB: 2 P: 25	1B: 3 2B: 1 3B: 0 HR: 2 SF: 1 SAC: 0 DP: 1 HBP: 0						

TOP

AB	31
R	4
H	6
RBI	3
BB	4
SO	5
LOB	13

WP: 0 PA: 36
PB: 0
SB: 0
CS: 0

PITCHER		IP	WLS	BF	H	R	ER	SO	BB	IBB	HBP	BLK	WP	HR	S	P	ERA	WHIP
28 Corey Kluber, R ERA: 3.21	(1, 1)	6.0	W	23	4	3	3	3	2	0	0	0	0	2	55	87	4.50	1.000
53 Jeff Manship, R ERA: 3.26	(7, 1)	1.0		3	0	0	0	1	0	0	0	0	0	0	8	14	0.00	0.000
34 Zach McAllister, R ERA: 4.81	(8, 1)	1.0		4	1	0	0	0	0	0	0	0	0	0	9	12	0.00	1.000
57 Kyle Crockett, L ERA: 6.23	(9, 1)	1.0		6	1	1	1	1	2	0	0	0	0	0	12	25	9.00	3.000

PITCHER	IP	WLS	BF	H	R	ER	SO	BB	IBB	HBP	BLK	WP	HR	S	P	ERA	WHIP

Batter	1	2	3	4	5	6	7	8	9	AB	R	H	RBI	BB	SO	LOB
41 Carlos Santana, S (1, 10) OBP: 0.338, SLG: 0.474	B FF 91 C CH 84 B SI 91 F FF 91 F SI 91 B CU 80 X CH 84 3-2 HR	C CU 74 C CU 80 F CU 80 X FF 91 0-2 ① G3	C CH 78 F SI 89 B SI 88 X CH 80 1-2 ② F7		B SI 87 D CH 79 C SI 87 B SI 87 X CH 79 3-1 ① F7		B FF 93 C FF 94 B FF 95 B FF 95 F FF 93 F SL 81 X SL 81 3-2 ① F8			4	1	1	1	0	0	3
20 Rajai Davis, R (7, PH) OBP: 0.323, SLG: 0.413 (8, 10)										1	0	0	0	0	0	0
22 Jason Kipnis, L (1, 4) OBP: 0.347, SLG: 0.488	B FF 91 B SI 91 X SI 91 2-0 ① G4-3	B FF 90 B FF 91 B FF 90 B FF 91 4-0 12 S 12 1B BB	C SI 89 X SI 88 0-1 1-3 2-H 1B		B SI 86 B SI 86 B SI 85 C SI 86 B SI 86 4-1 26 HR BB		X FF 96 0-0 ② G4-3			2	2	1	1	2	0	0
1 Michael Martinez, S (7, 4) OBP: 0.292, SLG: 0.348										1	0	0	0	0	0	0
12 Francisco Lindor, S (1, 6) OBP: 0.355, SLG: 0.452	B FF 91 B SI 89 B SI 90 C FF 90 B SI 90 4-1 11 BB 26 1B 8 2B BB	C FF 90 C FF 90 F SI 89 B CU 78 D CU 79 2 SAFE X FF 90 2-2 26 2B 1-H 1B	F CH 79 B CH 79 D SI 89 X SI 88 2-1 ③ G4-3		F CH 78 B CH 78 F CH 78 S CH 78 1-3 ② K		B FF 96 B FF 94 X FF 94 2-0 ③ G3-1			4	2	1	1	1	1	4
26 Mike Napoli, R (1, 3) OBP: 0.346, SLG: 0.531	F SI 90 T FF 92 X SL 81 0-2 11 BB 8 2B 1-2 1B	C CU 80 B SI 90 B SI 92 B SI 90 C CU 80 1 SAFE F SL 81 F FF 90 X FF 90 3-2 11 G3 1-H 2B		B CH 80 X CH 80 1-0 8 2B 2B	S CH 78 X SI 87 0-1 1-H 2-H HR			B FF 89 S KC 81 B FF 90 B FF 90 F FF 90 F FF 90 F FF 90 S KC 83 3-3 ① K		4	3	4	4	0	0	0
6 Brandon Guyer, R (7, 9) OBP: 0.356, SLG: 0.410										1	0	0	0	0	1	0
11 José Ramírez, S (1, 5) OBP: 0.365, SLG: 0.443	B SI 90 B FF 91 B FF 90 B FF 90 4-0 8 2B 1-2 2-3 BB	X SI 88 0-0 ② G3 2-3		B SI 88 C CH 79 F CH 80 B FF 89 F FF 88 B SI 88 S CH 79 3-3 ① K	B CH 78 B KC 76 F CH 75 B CH 77 X SL 84 3-1 HR			S CH 84 F FF 91 B CH 86 X KC 84 1-2 ② L4		4	2	1	1	1	1	2
8 Lonnie Chisenhall, L (1, 9) OBP: 0.342, SLG: 0.457 (7, 3)	X FF 91 0-0 72 SF9 1-H 2-H 3-H 2B	C SI 89 F SI 88 F CU 76 X FF 88 0-2 ③ F7		C KC 76 B KC 77 C SI 89 F SI 88 X CH 80 1-2 35 2B 2-H 2B	C CH 70 B FF 89 B FF 89 C FF 90 B SL 77 X FF 89 3-2 ③ F8			C FF 91 B KC 84 S CH 85 B FF 91 B FF 91 F FF 91 F FF 91 F FF 90 C FF 91 3-3 ③ K		5	2	2	4	0	1	1
72 Tyler Naquin, L (1, 8) OBP: 0.372, SLG: 0.581	B FF 92 X CU 79 1-0 ② SF9 3-H	B CU 76 B FF 88 B FF 88 C SL 88 F SI 87 C SI 88 3-3 ① K		B KC 77 S SI 88 B FF 87 S SI 88 B SI 89 T SI 89 3-2 ② K		C FF 88 S CH 69 F FF 88 B FF 90 S CH 71 1-3 ① K				3	0	0	1	0	3	1
35 Abraham Almonte, S (1, 7) OBP: 0.314, SLG: 0.477	B FF 91 B SI 91 B SI 90 C FF 90 F FF 90 X FF 90 3-2 55 FC6-4 1B	B SI 89 C SI 88 C CH 79 F SL 84 X SI 89 1-2 55 E 22 1B 1B		B CH 80 F CH 80 F FF 88 X SI 89 1-2 ③ 2-H 2B		F CH 70 X CH 69 0-1 ② G1-3				4	1	3	1	0	0	0
55 Roberto Pérez, R (1, 2) OBP: 0.254, SLG: 0.140	C CU 80 B SL 82 X SL 81 1-1 ③ FC6-4 1-2f		F SI 88 X SI 89 0-1 FC3 22 1B 1-2		F SI 86 B CH 78 X CH 79 1-1 26 HR 2B		C SL 77 C SL 77 B CH 70 F FF 89 F FF 88 B SL 79 S CH 72 2-3 ③ K			4	1	1	0	0	1	2
Inning Stats	R: 5 E: 0 K: 0 S: 16 H: 4 LOB: 1 BB: 2 P: 34	R: 2 E: 0 K: 0 S: 18 H: 2 LOB: 1 BB: 1 P: 27	R: 1 E: 1 K: 1 S: 16 H: 2 LOB: 2 BB: 0 P: 23	R: 2 E: 0 K: 2 S: 15 H: 3 LOB: 1 BB: 0 P: 24	R: 4 E: 0 K: 1 S: 15 H: 3 LOB: 0 BB: 1 P: 30	R: 0 E: 0 K: 2 S: 11 H: 0 LOB: 0 BB: 0 P: 14	R: 0 E: 0 K: 0 S: 6 H: 0 LOB: 0 BB: 0 P: 11	R: 0 E: 0 K: 2 S: 14 H: 0 LOB: 0 BB: 0 P: 21		1B: 5 2B: 6 3B: 0 HR: 3 SF: 1 SAC: 0 DP: 0 HBP: 0						

BOTTOM

Los Angeles Angels @ Cleveland Indians

Progressive Field, Cleveland, OH

Thu Aug 11 2016, 7:12 PM - 11:32 PM EDT

Att. 16,652 - Cloudy - 83 F

livebaseballscorecards.com

AB	37
R	14
H	14
RBI	14
BB	4
SO	8
LOB	13

WP: 0 PA: 42
PB: 0
SB: 1
CS: 0

PITCHER		IP	WLS	BF	H	R	ER	SO	BB	IBB	HBP	BLK	WP	HR	S	P	ERA	WHIP
49 Jhoulys Chacín, R ERA: 5.84	(1, 1)	1.1	L	13	6	7	7	0	3	0	0	0	0	1	29	56	47.25	6.750
48 Jose Alvarez, L ERA: 4.09	(2, 1)	1.2		8	2	1	0	1	0	0	0	0	0	0	21	28	0.00	1.200
38 Brett Oberholtzer, L ERA: 5.71	(4, 1)	1.2		11	6	6	6	3	1	0	0	0	0	2	27	48	32.40	4.200
64 Mike Morin, R ERA: 4.81	(5, 1)	1.1		4	0	0	0	2	0	0	0	0	0	0	14	20	0.00	0.000
32 José Váldez, R ERA: 11.57	(7, 1)	1.0		3	0	0	0	0	0	0	0	0	0	0	6	11	0.00	0.000

PITCHER		IP	WLS	BF	H	R	ER	SO	BB	IBB	HBP	BLK	WP	HR	S	P	ERA	WHIP
59 Fernando Salas, R ERA: 4.56	(8, 1)	1.0		3	0	0	0	2	0	0	0	0	0	0	14	21	0.00	0.000

Los Angeles Angels @ Cleveland Indians

Progressive Field, Cleveland, OH

Fri Aug 12 2016, 7:12 PM - 10:23 PM EDT

Att. 27,014 - Cloudy - 90 F

TOP

livebaseballscorecards.com

Batter	1	2	3	4	5	6	7	8	9	AB	R	H	RBI	BB	SO	LOB
6 Yunel Escobar, R (1, 5) OBP: 0.364, SLG: 0.401	F FF 95 B SL 84 B FF 91 C FF 94 B CH 90 F FF 95 X FF 94 3-2 G6-3 ①	B CH 88 X CH 88 1-0 G1-3 ③			C FF 94 F CH 88 X CH 90 0-2 L4 ①		C SL 86 X CU 82 0-1 1B			4	0	1	0	0	0	0
56 Kole Calhoun, L (1, 9) OBP: 0.354, SLG: 0.426	B FF 92 X FF 93 1-0 HR		B SL 84 B CH 87 S CH 87 X CH 89 2-1 27 WP 5 G5-3 2B		C CU 83 S CU 84 B SL 88 X CU 85 1-2 G4-3 ②		C FF 93 B FF 94 X CH 88 1-1 G1-3 ③			4	2	2	1	0	0	1
27 Mike Trout, R (1, 8) OBP: 0.422, SLG: 0.553	C FF 93 X SL 89 0-1 5 1B 2B		B FF 94 S CH 88 F FF 94 B SL 85 B SL 88 S SL 84 3-3 K ① 2-3		B CH 89 C SL 87 S CU 84 C CU 85 1-3 K ③			B FC 93 B FC 93 X FC 92 2-0 G5-3 ①		4	1	1	0	0	2	1
5 Albert Pujols, R (1, 10) OBP: 0.320, SLG: 0.428	B CH 90 X FF 92 1-0 18 2B 2-H 1B		F SL 89 X SI 92 0-1 G5-3 ② 3-H			C FF 93 C CU 81 F CU 84 S SL 88 0-3 K ①		B SL 78 F FC 93 F FC 94 F FC 93 X FC 94 1-2 G6-3 ②		4	0	1	2	0	1	0
2 Andrelton Simmons, R (1, 6) OBP: 0.309, SLG: 0.350	B SL 88 B FF 93 X FF 93 2-0 F9 ②		X SL 88 0-0 G1-3 ③			C FF 94 X SL 87 0-1 1B		C SL 80 X FC 94 0-1 G3 ③		4	0	1	0	0	0	1
18 Geovany Soto, R (1, 2) OBP: 0.321, SLG: 0.453	X FF 93 0-0 1-3 2B			B CH 91 B FF 94 C FF 94 F FF 94 F SI 92 S SL 88 2-3 K ①		C SL 87 B SI 92 1 SAFE 1 SAFE S CH 91 1 SAFE 1 SAFE 1 SAFE 1 SAFE 2-3 D SL 88 C SL 88 ②			F FF 95 F FF 94 S CU 80 0-3 K ①	4	0	1	0	0	3	1
19 Jefry Marte, R (1, 3) OBP: 0.293, SLG: 0.455	S CU 82 D CU 82 B SL 88 F FF 92 B CU 83 F SL 88 C CH 88 3-3 K ③			B FF 95 S SL 88 B SL 86 B FF 93 X FF 93 3-1 F9 ②		B FF 94 1 SAFE 1 SAFE B FF 94 X FF 93 2-0 L6 ③			C CU 80 C FF 96 X FF 95 0-2 G4-3 ②	4	0	0	0	0	1	3
7 Cliff Pennington, S (1, 4) OBP: 0.303, SLG: 0.402		S CH 85 S FF 92 C FF 93 0-3 K ①		L CH 87 F FF 94 X CU 82 0-2 1B			S FF 91 B FF 92 X CH 86 1-1 P4 ①		C SL 81 B CU 81 S FF 95 F FF 95 B SL 82 B FF 94 F FF 95 F FF 96 X FF 95 3-2 L7 ③	4	0	1	0	0	1	0
17 Shane Robinson, R (1, 7) OBP: 0.277, SLG: 0.241 51 Ji Man Choi, L (7, 7) OBP: 0.264, SLG: 0.337		C FF 93 B CU 83 B FF 93 B FF 94 F FF 93 T FF 94 3-2 K ②		B SL 86 X FF 92 1-0 L8 ③			X FF 93 0-0 G6-3 ②			3 0	0 0	0 0	0 0	0 0	1 0	1 0
Inning Stats	R: 2 E: 0 K: 1 S: 14 H: 4 LOB: 2 BB: 0 P: 24	R: 0 E: 0 K: 2 S: 7 H: 0 LOB: 0 BB: 0 P: 11	R: 1 E: 0 K: 1 S: 8 H: 1 LOB: 0 BB: 0 P: 13	R: 0 E: 0 K: 1 S: 10 H: 1 LOB: 1 BB: 0 P: 16	R: 0 E: 0 K: 1 S: 9 H: 0 LOB: 0 BB: 0 P: 11	R: 0 E: 0 K: 2 S: 10 H: 1 LOB: 1 BB: 0 P: 14	R: 0 E: 0 K: 0 S: 7 H: 1 LOB: 1 BB: 0 P: 9	R: 0 E: 0 K: 0 S: 7 H: 0 LOB: 0 BB: 0 P: 10	R: 0 E: 0 K: 1 S: 12 H: 0 LOB: 0 BB: 0 P: 15	1B: 4 2B: 3 3B: 0 HR: 1 SF: 0 SAC: 0 DP: 0 HBP: 0						

	AB	35
	R	3
	H	8
	RBI	3
	BB	0
	SO	9
	LOB	8

WP: 1 PA: 35
PB: 0
SB: 0
CS: 0

PITCHER		IP	WLS	BF	H	R	ER	SO	BB	IBB	HBP	BLK	WP	HR	S	P	ERA	WHIP
59 Carlos Carrasco, R ERA: 3.21	(1, 1)	7.0	W	29	8	3	3	8	0	0	0	0	1	1	65	98	3.86	1.143
27 Bryan Shaw, R ERA: 3.67	(8, 1)	1.0		3	0	0	0	0	0	0	0	0	0	0	7	10	0.00	0.000
34 Zach McAllister, R ERA: 4.67	(9, 1)	1.0		3	0	0	0	1	0	0	0	0	0	0	12	15	0.00	0.000

PITCHER	IP	WLS	BF	H	R	ER	SO	BB	IBB	HBP	BLK	WP	HR	S	P	ERA	WHIP

Batter	1	2	3	4	5	6	7	8	9	AB	R	H	RBI	BB	SO	LOB
20 Rajai Davis, R (1, 8) OBP: 0.327, SLG: 0.412	C FF 91 F FF 90 B CU 74 B FF 92 F FF 92 F CU 74 B FF 93 F FF 92 4-2 F FF 93 B FF 94 22 S 22 1B BB	B CU 75 X FF 92 1-0 ③ P3			B FF 90 B FF 91 C FF 92 B FF 91 X FF 91 3-1 22 S 22 2B 1B	B FF 90 B CH 80 B FF 90 C FF 90 B FF 90 4-1 22 1B 12 1B BB		X FF 95 0-0 ① F8		3	3	1	0	2	0	1
22 Jason Kipnis, L (1, 4) OBP: 0.351, SLG: 0.497	B SI 91 B FF 91 B FF 92 C FF 92 F FF 92 X SI 93 3-2 11 S 1B 1-H		B CU 73 F FF 92 C FF 92 C CU 76 1-3 ① K		1 SAFE B SI 92 1 SAFE 1 SAFE 1 SAFE B CU 75 F SI 91 C FF 92 2 SAFE 2-2 X CU 76 12 1B 2B 1-H	1 SAFE B FF 90 X FF 88 1-0 12 1B 26 E 1B 1-3		C SL 86 B FF 97 X SI 97 1-1 12 1B 11 2B 2B	5	3	4	2	0	1	0
12 Francisco Lindor, S (1, 10) OBP: 0.357, SLG: 0.453	L CU 74 B CU 75 F FF 93 S CU 77 1-3 ① K		F CH 86 X CH 85 0-1 ② G4-3		C SI 91 F CH 84 X FF 92 0-2 26 E 26 1B 6 1B 1B 2-H	C FF 90 X CH 80 0-1 26 S 1B 1-3 3-H		C FF 95 X SL 87 0-1 11 2B 6 1B 1B 2-3		5	2	3	2	0	1	1
26 Mike Napoli, R (1, 3) OBP: 0.345, SLG: 0.529 8 Lonnie Chisenhall, L (8, 3) OBP: 0.341, SLG: 0.455	X FF 93 0-0 ② L4		B CU 76 C FF 93 B CH 87 F FF 93 F FF 92 X CU 75 2-2 ③ G1-3		F SI 91 1 SAFE S FF 91 X FF 92 0-2 E7 11 FC5-4 1B 1-3	B FF 90 S CH 82 C CH 81 F CH 80 F FF 89 D CH 81 S FF 90 2-3 ③ K 1-3 3-H		B FF 97 X FF 96 1-0 ② L4		4 1	0 0	1 0	0 0	0 0	1 0	2 2
11 José Ramírez, S (1, 5) OBP: 0.368, SLG: 0.456	D CU 76 F FF 92 C FF 93 F FF 94 S CU 78 1-3 ③ K 1-2			C FF 90 C CH 82 X CH 82 0-2 35 S 6 S 35 1B 1B	C FF 91 X CU 74 0-1 ① FC5-4 6 S 6 1B 1-2f		X FF 92 0-0 HR	B SL 88 B FF 96 X FF 97 2-0 6 1B 2B 1-3 3-H		5	4	3	2	0	1	3
6 Brandon Guyer, R (1, 7) OBP: 0.365, SLG: 0.429		C FF 91 X CU 74 0-1 HR		B FF 90 1 SAFE F SI 91 S FF 91 B FF 93 B FF 93 X FF 93 3-2 ① F7 1-2	S SI 91 S CU 76 F CU 76 F FF 93 X CU 76 0-2 ② 1-H 3-H 1B		B FF 92 B SL 82 S FF 94 S FF 92 F FF 92 F FF 93 F SL 84 B SL 84 B SL 84 4-2 BB	F FF 97 X FF 95 0-1 35 WP 2-H 3-H 1B		4	1	3	5	1	0	1
35 Abraham Almonte, S (1, 9) OBP: 0.307, SLG: 0.457		C CU 75 B CH 84 S FF 93 X FF 93 1-2 ① G4-3		B CU 75 B FF 92 X SI 93 2-0 2-H 1B	S CH 84 F FF 92 B CU 73 F FF 92 F CU 75 S FF 92 1-3 ③ K		B FF 92 X FF 92 1-0 ① F7	S SL 86 S SL 87 X SL 86 0-2 ③ G3 1-2		5	0	1	1	0	1	2
55 Roberto Pérez, R (1, 2) OBP: 0.239, SLG: 0.130		C FF 93 C FF 94 C FF 94 0-3 ② K		1 SAFE 1 SAFE 1 SAFE B FF 92 1 SAFE X FF 91 1-0 ② P6		F FF 90 C FF 90 B FF 89 X CH 81 1-2 ① P3	F FF 93 F SL 82 S SL 84 0-3 ② K			4	0	0	0	0	2	2
1 Michael Martinez, S (1, 6) OBP: 0.289, SLG: 0.356		X FF 93 0-0 2B		F CH 84 1 SAFE X CH 85 0-1 ③ F9		C CH 81 X FF 91 0-1 ② L8	D SL 84 S FF 92 F FF 92 F SL 83 C SL 86 1-3 ③ K			4	0	1	0	0	1	2
Inning Stats	R: 1 E: 0 K: 2 S: 18 H: 1 LOB: 1 BB: 1 P: 27	R: 1 E: 0 K: 1 S: 10 H: 2 LOB: 1 BB: 0 P: 12	R: 0 E: 0 K: 1 S: 9 H: 0 LOB: 0 BB: 0 P: 12	R: 1 E: 0 K: 0 S: 10 H: 2 LOB: 1 BB: 0 P: 16	R: 4 E: 1 K: 1 S: 23 H: 5 LOB: 0 BB: 0 P: 29	R: 2 E: 0 K: 1 S: 14 H: 2 LOB: 1 BB: 1 P: 22	R: 1 E: 0 K: 2 S: 14 H: 1 LOB: 1 BB: 1 P: 20	R: 3 E: 0 K: 0 S: 12 H: 4 LOB: 1 BB: 0 P: 16		1B: 11 2B: 4 3B: 0 HR: 2 SF: 0 SAC: 0 DP: 0 HBP: 0						

PITCHER	IP	WLS	BF	H	R	ER	SO	BB	IBB	HBP	BLK	WP	HR	S	P	ERA	WHIP
45 Tyler Skaggs, L (1, 1) ERA: 4.37	5.0	L	25	10	7	7	5	1	0	0	0	0	1	70	96	12.60	2.200
54 Deolis Guerra, R (6, 1) ERA: 2.87	1.0		6	2	2	1	1	1	0	0	0	0	0	14	22	9.00	3.000
32 José Váldez, R (7, 1) ERA: 10.8	1.0		5	1	1	1	2	1	0	0	0	0	1	14	20	9.00	2.000
66 JC Ramírez, R (8, 1) ERA: 5.47	1.0		7	4	3	3	0	0	0	0	0	1	0	12	16	27.00	4.000

PITCHER	IP	WLS	BF	H	R	ER	SO	BB	IBB	HBP	BLK	WP	HR	S	P	ERA	WHIP

BOTTOM

Los Angeles Angels @ Cleveland Indians

Progressive Field, Cleveland, OH

Fri Aug 12 2016, 7:12 PM - 10:23 PM EDT

Att. 27,014 - Cloudy - 90 F

livebaseballscorecards.com

AB	40
R	13
H	17
RBI	12
BB	3
SO	8
LOB	16

Batter	1	2	3	4	5	6	7	8	9	AB	R	H	RBI	BB	SO	LOB
6 Yunel Escobar, R (1, 5) OBP: 0.363, SLG: 0.398	F FF 95 X FF 95 0-1 ① L8		X FF 93 0-0 ② G4-3			X SL 79 0-0 ① L5		B SL 84 B SL 84 B FF 94 B FF 92 4-0 BB		3	0	0	0	1	0	0
56 Kole Calhoun, L (1, 9) OBP: 0.351, SLG: 0.422	B FF 95 C CU 75 S FF 95 B FF 94 C FF 95 2-3 ② K		B FF 93 X FF 92 1-0 ③ G4-3			B FF 90 C FF 90 B CH 85 B SL 83 F FF 91 X FF 91 3-2 ② F8		C SL 85 F SL 85 F FF 95 B SI 94 S SL 85 1-3 ② K		4	0	0	0	0	2	1
27 Mike Trout, R (1, 10) OBP: 0.423, SLG: 0.550	C FF 95 F SL 84 B SL 85 X CH 87 1-2 ③ L7			B SL 84 C FF 92 S SL 84 B FF 92 B FF 92 B FF 94 4-2 19 S BB		C FF 92 B FF 92 B CH 85 B CH 84 S SL 83 B SL 82 4-2 2 1B BB		C SL 84 S SI 96 S SL 84 0-3 ③ K		2	0	0	0	2	1	1
2 Andrelton Simmons, R (1, 6) OBP: 0.314, SLG: 0.351		C FF 93 B FF 92 B FF 94 F FF 94 B SL 84 B FF 95 4-2 13 F8 19 BB 12 G5-3 BB		C FF 93 1 SAFE B CH 86 S CH 86 B FF 93 S SL 84 2-3 ① K		1 SAFE C SL 81 B FF 90 F SL 80 X SL 81 1-2 1-3 1B			B FF 93 B FF 93 C FF 94 F FF 94 F KC 83 F FF 94 F FF 94 B KC 84 F FF 94 4-2 B FF 93 19 G5-4-3 BB	2	1	1	0	2	1	1
19 Jefry Marte, R (1, 3) OBP: 0.292, SLG: 0.447		S SL 85 C FF 94 B FF 93 F FF 93 B SL 84 B FF 94 F SL 84 B FF 94 4-2 12 G5-3 13 F8 1-2 BB		C CH 86 B CH 86 F FF 93 B SL 84 F SL 83 X SL 84 2-2 ② F7 1-2		B SI 90 B SI 88 F FF 90 X SI 90 2-1 ③ L7			B KC 81 B FF 92 C FF 93 X FF 92 2-1 ① ② G5-4-3 1-2f	3	0	0	0	1	0	4
13 Jett Bandy, R (1, 2) OBP: 0.326, SLG: 0.467		F FF 94 F FF 94 B SL 84 B FF 95 X FF 94 2-2 ① F8 1-2 2-3		F FF 93 X FF 91 0-1 ③ L7			B FC 92 X FC 92 1-0 ① P4		X FF 94 0-0 ③ F8	4	0	0	0	0	0	3
12 Johnny Giavotella, R (1, 4) OBP: 0.289, SLG: 0.379		S SL 84 B FF 92 X CH 85 1-1 ② G5-3 2-3 3-H			C CH 84 X SL 81 0-1 ① G5-3		S SL 78 F FC 93 X FC 93 0-2 ② G3			3	0	0	1	0	0	1
3 Nick Buss, L (1, 8)		C CU 73 B FF 93 C CH 86 B SL 84 T CH 86 2-2 ③ K			B FF 91 X FF 91 1-0 ② G6-3		C FC 93 F FC 94 S FC 94 0-3 ③ K			3	0	0	0	0	2	1
8 Gregorio Petit, R (1, 7) OBP: 0.315, SLG: 0.397			B CU 73 C CH 84 C FF 92 X SL 83 1-2 ① G6-3		B FF 92 F SL 83 B FF 91 B SL 83 C FF 92 X FF 92 3-2 ③ L9			C FF 92 F FF 92 C FF 95 0-3 ① K		3	0	0	0	0	1	0
Inning Stats	R: 0 E: 0 K: 1 S: 8 H: 0 LOB: 0 BB: 0 P: 11	R: 1 E: 0 K: 1 S: 14 H: 0 LOB: 1 BB: 2 P: 27	R: 0 E: 0 K: 0 S: 5 H: 0 LOB: 0 BB: 0 P: 7	R: 0 E: 0 K: 1 S: 11 H: 0 LOB: 1 BB: 1 P: 19	R: 0 E: 0 K: 0 S: 6 H: 0 LOB: 0 BB: 0 P: 10	R: 0 E: 0 K: 0 S: 11 H: 1 LOB: 2 BB: 1 P: 21	R: 0 E: 0 K: 1 S: 7 H: 0 LOB: 0 BB: 0 P: 8	R: 0 E: 0 K: 3 S: 10 H: 0 LOB: 1 BB: 1 P: 15	R: 0 E: 0 K: 0 S: 9 H: 0 LOB: 0 BB: 1 P: 15	1B: 1 2B: 0 3B: 0 HR: 0	SF: 0 SAC: 0 DP: 1 HBP: 0					

PITCHER		IP	WLS	BF	H	R	ER	SO	BB	IBB	HBP	BLK	WP	HR	S	P	ERA	WHIP
73 Mike Clevinger, R ERA: 5.81	(1, 1)	5.2	W	22	1	1	1	3	4	0	0	0	0	0	53	91	1.59	0.882
61 Dan Otero, R ERA: 1.52	(6, 1)	0.1	H	1	0	0	0	0	0	0	0	0	0	0	2	4	0.00	0.000
27 Bryan Shaw, R ERA: 3.6	(7, 1)	1.0		3	0	0	0	1	0	0	0	0	0	0	7	8	0.00	0.000
24 Andrew Miller, L ERA: 1.62	(8, 1)	1.0		4	0	0	0	3	1	0	0	0	0	0	10	15	0.00	1.000
37 Cody Allen, R ERA: 2.39	(9, 1)	1.0		3	0	0	0	0	1	0	0	0	0	0	9	15	0.00	1.000

PITCHER	IP	WLS	BF	H	R	ER	SO	BB	IBB	HBP	BLK	WP	HR	S	P	ERA	WHIP

TOP

Los Angeles Angels @ Cleveland Indians

Progressive Field, Cleveland, OH

Sat Aug 13 2016, 9:21 PM - 12:25 AM EDT

Att. 30,409 - Cloudy - 75 F

livebaseballscorecards.com

AB	27
R	1
H	1
RBI	1
BB	6
SO	7
LOB	12

WP: 0	PA: 33		
PB: 0			
SB: 1			
CS: 0			

Batter	1	2	3	4	5	6	7	8	9	AB	R	H	RBI	BB	SO	LOB
20 Rajai Davis, R (1, 7) (9, 8) OBP: 0.326, SLG: 0.410	C FF 91 F SL 81 X CH 84 0-2 ① G5-3	B SI 90 1 SAFE F CH 83 X SI 89 1-1 ①② G1-4-3 1-2f			B CH 80 B CH 82 F FF 90 B FF 91 X FF 91 3-1 22 CS 1B		B SL 77 C FF 91 B FF 91 X CH 72 2-1 ② P6			4	0	1	0	0	0	1
22 Jason Kipnis, L (1, 10) OBP: 0.350, SLG: 0.494	B FF 93 F CH 83 C CH 85 F FF 93 X CH 86 1-2 ② G6-3	C SI 91 B FF 91 X SI 90 1-1 ③ G1-3			1 SAFE 1 SAFE B SI 88 C FF 91 F CH 84 F SI 92 B FF 92 F SI 91 S SI 92 2-3 ①② K 1-2		C FF 90 B SL 82 F FF 90 B CH 69 F CH 69 F SL 82 F FF 91 B FF 90 X CH 69 3-2 12 FC5-4 1B			4	0	1	0	0	1	1
12 Francisco Lindor, S (1, 6) OBP: 0.360, SLG: 0.456	C CH 83 B SI 93 C SI 93 X CH 85 1-2 26 1B 11 2B 1B		B SI 89 C CH 81 F CH 82 X SI 91 1-2 11 CS 26 1B 1B		C SI 90 B SI 90 C SI 90 X CH 85 1-2 1B		C FF 89 F FF 87 X FF 90 0-2 ③ FC5-4 1-2f			4	1	3	0	0	0	1
26 Mike Napoli, R (1, 3) OBP: 0.346, SLG: 0.528	B SI 90 C CH 82 1 SAFE X SI 89 1-1 11 2B 8 1B 1-2 1B		1 SAFE F SI 89 B SI 90 F SI 91 X SL 80 1-2 11 CS 1B		B CH 82 X SI 89 1-0 ③ F9			C SI 90 F SL 87 S FF 90 0-3 ① K		4	1	2	0	0	1	1
11 José Ramírez, S (1, 5) OBP: 0.367, SLG: 0.456	B CH 84 S FF 92 C FF 92 X FF 93 1-2 8 1B 1-3 2-H 2B		C CH 83 B CH 83 C CH 83 C SI 89 1-3 ①② K 1-2 2-3			C CH 87 X CH 82 0-1 ① G3		B CH 80 F SL 85 B CH 79 F SI 89 B CH 79 X CH 77 3-2 E5 8 1B		4	1	1	1	0	1	2
8 Lonnie Chisenhall, L (1, 9) OBP: 0.343, SLG: 0.456	B CH 86 F FF 93 F FF 92 B CH 85 X CH 85 2-2 72 S 2-H 3-H 1B		B SI 90 C SI 91 X SI 90 1-1 ③ G6-3			B SI 88 X SI 89 1-0 ② F7		T SI 90 X SI 91 0-1 1-2 1B		4	0	2	2	0	0	1
72 Tyler Naquin, L (1, 8) OBP: 0.372, SLG: 0.582 6 Brandon Guyer, R (8, PH) (9, 7) OBP: 0.363, SLG: 0.427	1 SAFE C SI 91 F SI 91 1 SAFE F SI 89 1 SAFE B CH 82 X SI 91 1-2 ③ L6 1-2		C SI 88 B SI 89 B SI 90 T FF 89 X FF 91 2-2 ① P5			C CH 82 S CH 82 B FF 90 F SI 91 F CH 83 X SI 90 1-2 38 1B 2B		F SL 85 C SI 90 S SL 84 0-3 ② K		3 1	1 0	1 0	0 0	0 0	0 1	1 2
38 Chris Gimenez, R (1, 2) OBP: 0.252, SLG: 0.313		C FF 88 X SL 81 0-1 1 E 2B	S CH 82 B SI 91 C SI 90 S CH 84 1-3 ② K		X SI 90 0-0 ③ 2-H 1B			B SI 90 C SL 85 B FF 91 S SL 85 B CH 80 C SI 90 3-3 ③ K		4	1	2	1	0	2	2
1 Michael Martinez, S (1, 4) OBP: 0.291, SLG: 0.355		L SI 89 X CH 82 0-1 E5 20 G1-4-3 2-H 1B	C SI 91 S CH 84 B SI 91 B SI 91 X CH 85 2-2 ③ F8				F FF 90 F FF 90 S SL 82 0-3 ① K			3	0	1	0	0	1	0
Inning Stats	R: 3 H: 4 E: 0 LOB: 1 K: 0 BB: 0 S: 22 P: 29	R: 1 H: 2 E: 1 LOB: 0 K: 0 BB: 0 S: 8 P: 10	R: 0 H: 2 E: 0 LOB: 1 K: 1 BB: 0 S: 11 P: 15	R: 0 H: 0 E: 0 LOB: 0 K: 1 BB: 0 S: 9 P: 14	R: 0 H: 2 E: 0 LOB: 1 K: 1 BB: 0 S: 11 P: 18	R: 1 H: 2 E: 0 LOB: 1 K: 0 BB: 0 S: 9 P: 11	R: 0 H: 1 E: 0 LOB: 1 K: 1 BB: 0 S: 14 P: 19	R: 0 H: 1 E: 1 LOB: 2 K: 3 BB: 0 S: 14 P: 20		1B: 11 SF: 0 2B: 3 SAC: 0 3B: 0 DP: 1 HR: 0 HBP: 0						WP: 0 PA: 35 PB: 0 SB: 1 CS: 3		

BOTTOM

Los Angeles Angels @ Cleveland Indians

Progressive Field, Cleveland, OH

Sat Aug 13 2016, 9:21 PM - 12:25 AM EDT

Att. 30,409 - Cloudy - 75 F

livebaseballscorecards.com

AB	35
R	5
H	14
RBI	4
BB	0
SO	7
LOB	12

PITCHER		IP	WLS	BF	H	R	ER	SO	BB	IBB	HBP	BLK	WP	HR	S	P	ERA	WHIP
52 Matt Shoemaker, R ERA: 4.22	(1, 1)	6.0	L	26	12	5	5	3	0	0	0	0	0	0	70	97	7.50	2.000
64 Mike Morin, R ERA: 4.69	(7, 1)	1.0		4	1	0	0	1	0	0	0	0	0	0	14	19	0.00	1.000
48 Jose Alvarez, L ERA: 4.0	(8, 1)	1.0		5	1	0	0	3	0	0	0	0	0	0	14	20	0.00	1.000

PITCHER	IP	WLS	BF	H	R	ER	SO	BB	IBB	HBP	BLK	WP	HR	S	P	ERA	WHIP

Los Angeles Angels @ Cleveland Indians

Progressive Field, Cleveland, OH

Sun Aug 14 2016, 2:50 PM - 5:35 PM EDT

Att. 18,979 - Overcast - 75 F

livebaseballscorecards.com

Batter	1	2	3	4	5	6	7	8	9	AB	R	H	RBI	BB	SO	LOB
6 Yunel Escobar, R (1, 5) OBP: 0.362, SLG: 0.397	C SI 90 F CH 88 F FC 89 F KC 75 B SI 92 F KC 76 B SI 94 F FC 89 X KC 78 2-2 ① F8		F SI 92 X SI 91 0-1 ① G6-3 3-H		X FC 89 0-0 5 G4-6-3 2-3 1B			S SL 84 F FF 94 F SL 84 X SL 84 0-2 ① G5-3		4	0	1	1	0	0	0
56 Kole Calhoun, L (1, 9) OBP: 0.348, SLG: 0.418	B KC 74 F CH 87 F FC 90 S SI 93 1-3 ② K		B FF 93 X CH 87 1-0 ② G4-3		S KC 78 F SI 93 S FC 91 0-3 ① K			S SL 84 S SL 84 X SL 84 0-2 ② F8		4	0	0	0	0	2	2
5 Albert Pujols, R (1, 10) OBP: 0.317, SLG: 0.424	C SI 92 F FF 91 B KC 77 B SI 94 X FC 89 2-2 ③ F9		B KC 74 X FC 89 1-0 ③ P4		F SI 93 F FC 89 D KC 80 X SI 94 1-2 ②③ G4-6-3 1-2f			B SL 84 B SL 85 C SL 84 S FF 96 F SL 84 F SL 85 C FF 96 2-3 ③ K		4	0	0	0	0	1	2
19 Jefry Marte, R (1, 3) OBP: 0.297, SLG: 0.447 8 Gregorio Petit, R (2, 7) OBP: 0.310, SLG: 0.390		C FC 86 H CH 88 1-1 18 G3 51 HR HBP	B FF 91 C SI 91 C FC 88 F FF 95 F KC 77 S FC 89 1-3 ① K		F SI 91 B KC 75 S FC 88 X FC 88 1-2 ① G4-3				B KC 83 S KC 83 B KC 83 C FF 93 C FF 93 2-3 ① K	0 3	1 0	0 0	0 0	0 0	0 2	0 0
18 Geovany Soto, R (1, 2) OBP: 0.321, SLG: 0.487 13 Jett Bandy, R (8, 2) OBP: 0.324, SLG: 0.463		B SI 89 F FC 88 X FF 91 1-1 ① G3 1-2	B FC 88 X SI 91 1-0 HR		C KC 75 C KC 74 B KC 79 B SI 94 B FC 89 C FC 89 3-3 ② K				B KC 84 S KC 84 C KC 84 B KC 85 X KC 84 2-2 ② F9	3 1	1 0	1 0	1 0	0 0	1 0	1 0
51 Ji Man Choi, L (1, 7) (2, 3) OBP: 0.273, SLG: 0.368		X FF 91 0-0 2-H HR	B FF 93 X CH 86 1-0 ② G4-3		S FF 93 B KC 77 B FF 93 B CH 85 B FC 90 4-1 7 CS BB				B FF 93 B KC 83 B KC 83 C FF 93 C FF 93 S FF 94 3-3 ③ K	3	1	1	2	1	1	0
7 Cliff Pennington, S (1, 6) OBP: 0.304, SLG: 0.393		C CH 85 F FC 89 F FF 92 X KC 77 0-2 ② G3	S CH 85 F KC 74 B KC 78 F SI 92 B KC 77 B FF 94 B SI 92 4-2 12 FC6-4 BB		F FC 88 B SI 92 F KC 77 1 SAFE B FF 94 F FC 88 B SI 93 3-2 ③ CS 1-2	B FF 92 C FF 92 F SL 83 X SL 83 1-2 ① G5-3				2	0	0	0	1	0	0
12 Johnny Giavotella, R (1, 4) OBP: 0.287, SLG: 0.376		C SI 91 B KC 72 F FC 87 B KC 77 F FF 92 X FF 92 2-2 ③ P4	C FC 87 X KC 76 0-1 ③ FC6-4 1-2f			S SL 83 X SL 85 0-1 ② L9				3	0	0	0	0	0	1
3 Nick Buss, L (1, 8) OBP: 0.333, SLG: 0.833			B CH 84 X CH 84 1-0 6 G6-3 3B		B SI 91 B FF 90 F FF 90 X SI 91 2-1 6 1B 2B	B SL 84 S SL 83 X FF 95 1-1 ③ G6-3				3	1	2	0	0	0	0

Inning Stats	1	2	3	4	5	6	7	8	9
	R: 0 E: 0 K: 1 S: 13	H: 0 LOB: 0 BB: 0 P: 18	R: 2 E: 0 K: 0 S: 12	H: 1 LOB: 0 BB: 0 P: 16	R: 1 E: 0 K: 0 S: 5	H: 1 LOB: 0 BB: 0 P: 8	R: 1 E: 0 K: 1 S: 12	H: 1 LOB: 1 BB: 1 P: 19	R: 0 E: 0 K: 1 S: 9	H: 2 LOB: 1 BB: 0 P: 12	R: 0 E: 0 K: 1 S: 10	H: 0 LOB: 0 BB: 1 P: 21	R: 0 E: 0 K: 0 S: 7	H: 0 LOB: 0 BB: 0 P: 9	R: 0 E: 0 K: 1 S: 12	H: 0 LOB: 0 BB: 0 P: 14	R: 0 E: 0 K: 2 S: 9	H: 0 LOB: 0 BB: 0 P: 16

1B: 1	SF: 0
2B: 1	SAC: 0
3B: 1	DP: 1
HR: 2	HBP: 1

WP: 0	PA: 34
PB: 0	
SB: 0	
CS: 1	

AB	30
R	4
H	5
RBI	4
BB	2
SO	7
LOB	6

PITCHER		IP	WLS	BF	H	R	ER	SO	BB	IBB	HBP	BLK	WP	HR	S	P	ERA	WHIP
47 Trevor Bauer, R ERA: 3.97	(1, 1)	6.0	W	24	5	4	4	4	2	0	1	0	0	2	61	94	6.00	1.167
24 Andrew Miller, L ERA: 1.56	(7, 1)	2.0	H	6	0	0	0	1	0	0	0	0	0	0	19	23	0.00	0.000
37 Cody Allen, R ERA: 2.34	(9, 1)	1.0	S	3	0	0	0	2	0	0	0	0	0	0	9	16	0.00	0.000

PITCHER		IP	WLS	BF	H	R	ER	SO	BB	IBB	HBP	BLK	WP	HR	S	P	ERA	WHIP

Batter	1	2	3	4	5	6	7	8	9	AB	R	H	RBI	BB	SO	LOB
41 Carlos Santana, S (1, 3) OBP: 0.337, SLG: 0.472	C FF 82 F CH 75 B CU 67 B FF 83 X SL 75 2-2 ① G4-3		X SI 83 0-0 22 G6-4-3 1B		C SI 81 B SL 76 B SI 81 S CH 75 X SI 82 2-2 ① FC3-2 12 BB 26 1B 1-2 2-3 3-Hf	C SL 81 D SL 85 F FF 94 F SL 86 T SL 84 1-2 ② K				4	0	1	0	0	1	5
22 Jason Kipnis, L (1, 4) OBP: 0.352, SLG: 0.500	B CU 66 B SI 82 C SI 80 B SI 76 X FF 82 3-1 HR		X CH 76 0-0 ①② G6-4-3 1-2f		C CH 77 B FF 82 X CH 74 1-1 ② F7	B SL 84 B SL 84 B FF 93 B FF 93 4-0 1-2 2-3 BB				3	1	1	1	1	0	4
12 Francisco Lindor, S (1, 6) OBP: 0.359, SLG: 0.453	B FF 82 B SI 81 X SI 82 2-0 ② L4		B FF 82 C FF 81 B SI 82 F CU 67 X SL 75 2-2 ③ P6		B SI 81 B SL 75 B FF 81 B FF 83 4-0 26 1B 1-2 2-3 3-H BB	B SL 84 X FF 93 1-0 ③ P5				3	0	0	1	1	0	3
26 Mike Napoli, R (1, 10) OBP: 0.348, SLG: 0.528	S SL 76 B FF 82 C SI 77 X SL 78 1-2 11 WP 11 1B 1B			B FF 83 B SL 78 S CH 75 C FF 80 X CU 69 2-2 ① G5-3	B SL 78 C CH 76 C FF 82 B FF 82 X FF 82 2-2 ③ 1-2 2-H 3-H 1B		B FF 94 B FF 94 X FF 95 2-0 ① F9			4	0	2	1	0	0	0
11 José Ramírez, S (1, 5) OBP: 0.368, SLG: 0.457	C CU 70 B CH 77 X CH 76 1-1 ③ 1-H 1B			C CU 68 B CH 74 B SL 75 X SI 82 2-1 ② F8		C CH 74 C FF 81 B FF 81 F CU 67 X SL 77 1-2 72 S 72 2B 1B	X FF 96 0-0 ② L8			4	1	2	0	0	0	0
8 Lonnie Chisenhall, L (1, 9) OBP: 0.339, SLG: 0.449		B CU 67 X SI 82 1-0 ① L8		C FF 81 B SL 76 B FF 81 F SI 74 X CU 69 2-2 ③ F9		B CU 70 1 SAFE F CU 68 1 SAFE 1 SAFE F CH 75 X FF 82 1-2 ① F7	C FF 96 X FF 96 0-1 ③ P5			4	0	0	0	0	0	1
72 Tyler Naquin, L (1, 8) OBP: 0.378, SLG: 0.594		B SI 82 B SI 82 S CH 76 X CH 75 2-1 ② 35 FC3-6 1B			C CU 67 X FF 80 0-1 35 1B 41 FC3-2 2B	B FF 81 X CH 74 1-0 1-H 35 1B 2B		B FF 95 F SL 84 F FF 95 B FF 96 F SL 87 X FF 95 2-2 ① G6-3		4	1	3	1	0	0	0
35 Abraham Almonte, S (1, 7) OBP: 0.316, SLG: 0.459		C SI 81 1 SAFE B FF 82 X SI 76 1-1 ② FC3-6 55 S 1-2f			X FF 83 0-0 41 FC3-2 55 BB 12 BB 2-3 1B	D SL 81 X FF 92 1-0 22 BB 55 BB 2-H 1B		X FF 95 0-0 ② G3		4	1	2	1	0	0	1
55 Roberto Pérez, R (1, 2) OBP: 0.254, SLG: 0.125		1 SAFE B FF 81 C FF 84 1 SAFE F FF 83 B CU 69 1 SAFE B SL 75 X CU 69 3-2 ③ P5 1-2			B SI 80 B SI 81 B CH 74 B FF 81 4-0 12 BB 41 FC3-2 26 1B 1-2 BB	S FF 93 B FF 93 B SL 81 1 SAFE B FF 91 B FF 92 4-1 22 BB 1-2 BB		C SL 87 B SL 88 B FF 94 F FF 96 B FF 96 X SL 86 3-2 ③ G5-3		2	1	0	0	2	0	1
Inning Stats	R: 1 E: 0 K: 0 S: 11 H: 3 LOB: 2 BB: 0 P: 20	R: 0 E: 0 K: 0 S: 8 H: 1 LOB: 1 BB: 0 P: 15	R: 0 E: 0 K: 0 S: 5 H: 1 LOB: 0 BB: 0 P: 7	R: 0 E: 0 K: 0 S: 8 H: 0 LOB: 0 BB: 0 P: 14	R: 2 E: 0 K: 0 S: 11 H: 3 LOB: 2 BB: 2 P: 24	R: 2 E: 0 K: 1 S: 15 H: 3 LOB: 3 BB: 2 P: 29	R: 0 E: 0 K: 0 S: 4 H: 0 LOB: 0 BB: 0 P: 6	R: 0 E: 0 K: 0 S: 8 H: 0 LOB: 0 BB: 0 P: 13		1B: 8 2B: 2 3B: 0 HR: 1 SF: 0 SAC: 0 DP: 1 HBP: 0						

PITCHER		IP	WLS	BF	H	R	ER	SO	BB	IBB	HBP	BLK	WP	HR	S	P	ERA	WHIP
36 Jered Weaver, R ERA: 5.32	(1, 1)	5.1	L	25	10	5	5	0	2	0	0	0	1	1	51	91	8.44	2.250
32 José Váldez, R ERA: 9.0	(6, 1)	0.2		5	1	0	0	1	2	0	0	0	0	0	7	18	0.00	4.500
66 JC Ramírez, R ERA: 5.27	(7, 1)	2.0		6	0	0	0	0	0	0	0	0	0	0	12	19	0.00	0.000

PITCHER	IP	WLS	BF	H	R	ER	SO	BB	IBB	HBP	BLK	WP	HR	S	P	ERA	WHIP

BOTTOM

Los Angeles Angels @ Cleveland Indians

Progressive Field, Cleveland, OH

Sun Aug 14 2016, 2:50 PM - 5:35 PM EDT

Att. 18,979 - Overcast - 75 F

livebaseballscorecards.com

AB	32
R	5
H	11
RBI	5
BB	4
SO	1
LOB	15

WP: 1 PA: 36
PB: 0
SB: 2
CS: 0

Batter	1	2	3	4	5	6	7	8	9	AB	R	H	RBI	BB	SO	LOB
15 Dustin Pedroia, R (1, 4) OBP: 0.374, SLG: 0.453	C FF 88 C FC 87 X FC 88 0-2 ① G4-3		F FC 86 B FF 88 B FC 85 F FC 86 B FF 89 F FC 86 X FC 85 3-2 ③ 2-H 1B			B CU 71 B FC 85 X FC 84 2-0 34 HR 1B		F FF 87 B FF 88 B FC 86 C FF 88 F FC 86 F FF 89 X FF 88 2-2 ① G4-3	C FF 95 F FF 95 B FF 95 X FF 95 1-2 ③ L7	5	1	2	0	0	0	2
2 Xander Bogaerts, R (1, 6) OBP: 0.367, SLG: 0.454	B CU 75 F FC 88 F FF 89 F CU 77 X FC 87 1-2 ② F9			B FC 87 X FF 87 1-0 34 G3-5-3 1B		C FC 86 1 SAFE B FF 87 F FC 85 1 SAFE F FC 86 1 SAFE F FF 88 S FC 85 1-3 ① K		B FC 88 X FF 89 1-0 ② F9		4	0	1	0	0	1	1
34 David Ortiz, L (1, 10) OBP: 0.404, SLG: 0.621	B FF 90 B FC 88 B FC 87 X FF 88 3-0 ③ P5			X FF 86 0-0 ①② G3-5-3 1-2f		X FC 86 0-0 1-H HR		C SL 76 B SL 77 F SL 77 F FF 88 X FF 88 1-2 50 BB 1B		4	1	2	2	0	0	1
50 Mookie Betts, R (1, 9) OBP: 0.354, SLG: 0.560		C FC 85 B CU 76 X FC 86 1-1 ① L8		C CU 76 B FF 89 B SI 88 S CU 77 F FF 88 X CU 78 2-2 25 1B 1B		X FC 87 0-0 ② F8		B CU 83 B CU 82 F SI 91 B SI 91 B CU 84 4-1 1-2 BB		3	0	1	0	1	0	0
25 Jackie Bradley Jr., L (1, 8) OBP: 0.365, SLG: 0.517		C FF 88 F FC 86 B CH 85 F FC 87 X FF 89 1-2 ② G3-1		1 SAFE X FF 87 0-0 1-3 1B		C CH 83 B FF 89 F FF 87 B FF 89 F FF 88 B CU 75 X FC 87 3-2 HR		S SI 91 F SI 90 D CU 84 S CU 84 1-3 ③ K		4	1	2	1	0	1	2
18 Aaron Hill, R (1, 5) OBP: 0.343, SLG: 0.393		B FC 86 C FC 87 C FC 87 X FF 90 1-2 ③ G4-3		B FC 86 1 SAFE X FC 86 1-0 ③ L1		C FC 87 B CU 77 X FF 88 1-1 ③ G5-3			B CU 74 F FF 93 F FC 87 X FF 95 1-2 47 2B 1B	4	0	1	0	0	0	2
47 Travis Shaw, L (1, 3) OBP: 0.316, SLG: 0.446			C FC 86 C FF 88 B FF 87 S FF 89 1-3 K 40 WP 15 1B		F CH 82 X FF 88 0-1 ① F8		C FF 88 B CU 74 F CH 84 F FC 85 X FF 88 1-2 ① G3		C FF 93 X FF 93 0-1 1-3 2B	4	0	1	0	0	1	0
59 Bryan Holaday, R (1, 2) OBP: 0.283, SLG: 0.375			C FC 85 S FC 85 1 SAFE B FC 86 S FC 86 1-3 ① K		X FF 87 0-0 ② G5-3		X FC 86 0-0 ② G6-3		B FF 94 C FF 96 B FF 95 F FF 95 F FF 94 T FF 94 2-2 ① K	4	0	0	0	0	2	3
40 Andrew Benintendi, L (1, 7) OBP: 0.400, SLG: 0.432			C FC 86 C FF 88 1 SAFE B CU 76 F FC 85 X FF 87 1-2 ② L9 1-2		C FF 87 C CH 82 F CU 76 X CU 77 0-2 ③ L7		C CH 83 T FC 85 B FC 86 B FF 88 X FC 87 2-2 ③ G3		B FF 94 S FF 95 B FF 94 F FF 95 X FF 95 2-2 ② F7	4	0	0	0	0	0	3
Inning Stats	R: 0 E: 0 K: 0 S: 8 H: 0 LOB: 0 BB: 0 P: 12	R: 0 E: 0 K: 0 S: 9 H: 0 LOB: 0 BB: 0 P: 12	R: 0 E: 0 K: 2 S: 14 H: 1 LOB: 2 BB: 0 P: 20	R: 0 E: 0 K: 0 S: 8 H: 3 LOB: 2 BB: 0 P: 12	R: 0 E: 0 K: 0 S: 7 H: 0 LOB: 0 BB: 0 P: 7	R: 3 E: 0 K: 1 S: 14 H: 3 LOB: 0 BB: 0 P: 21	R: 0 E: 0 K: 0 S: 8 H: 0 LOB: 0 BB: 0 P: 11	R: 0 E: 0 K: 1 S: 14 H: 1 LOB: 2 BB: 1 P: 23	R: 0 E: 0 K: 1 S: 15 H: 2 LOB: 2 BB: 0 P: 21	1B: 7 2B: 1 3B: 0 HR: 2 SF: 0 SAC: 0 DP: 1 HBP: 0						

PITCHER		IP	WLS	BF	H	R	ER	SO	BB	IBB	HBP	BLK	WP	HR	S	P	ERA	WHIP
43 Josh Tomlin, R ERA: 4.14	(1, 1)	7.2	L	29	7	3	3	3	0	0	0	0	2	2	74	104	3.52	0.913
57 Kyle Crockett, L ERA: 6.23	(8, 1)	0.0		1	1	0	0	0	0	0	0	0	0	0	4	5	∞	∞
53 Jeff Manship, R ERA: 3.23	(8, 1)	0.1		2	0	0	0	1	1	0	0	0	0	0	4	9	0.00	3.000
34 Zach McAllister, R ERA: 4.54	(9, 1)	1.0		5	2	0	0	1	0	0	0	0	0	0	15	21	0.00	2.000

PITCHER	IP	WLS	BF	H	R	ER	SO	BB	IBB	HBP	BLK	WP	HR	S	P	ERA	WHIP

TOP

Boston Red Sox @ Cleveland Indians

Progressive Field, Cleveland, OH

Mon Aug 15 2016, 1:12 PM - 4:09 PM EDT

Att. 19,174 - Cloudy - 79 F

livebaseballscorecards.com

AB	36
R	3
H	10
RBI	3
BB	1
SO	5
LOB	14

PA: 37

WP: 2
PB: 0
SB: 0
CS: 0

Boston Red Sox @ Cleveland Indians

Progressive Field, Cleveland, OH

Mon Aug 15 2016, 1:12 PM - 4:09 PM EDT

Att. 19,174 - Cloudy - 79 F

livebaseballscorecards.com

BOTTOM

Batter	1	2	3	4	5	6	7	8	9	AB	R	H	RBI	BB	SO	LOB
20 Rajai Davis, R (1, 8) OBP: 0.328, SLG: 0.423	B FF 90 X FF 90 1-0 ① F9			F FF 90 F FF 91 B KC 78 B KC 79 B FF 92 X FF 92 3-2 HR		C FF 88 B KC 76 X KC 77 1-1 ① G6-3		B KC 77 C KC 76 F FF 90 X KC 79 1-2 11 S 2-H 2B		4	1	2	2	0	0	0
11 José Ramírez, S (1, 5) OBP: 0.367, SLG: 0.453	C FF 90 F FF 90 B FF 90 X KC 80 1-2 ② G3			B FF 92 B KC 79 B FF 90 B FF 90 4-0 26 CS 12 S BB		C KC 77 B KC 78 B KC 77 X FF 90 2-1 ② P4		B FF 90 D CH 74 B KC 75 C FF 89 X SI 89 3-1 ③ F7 2-3		3	0	0	0	1	0	1
12 Francisco Lindor, S (1, 6) OBP: 0.359, SLG: 0.453	B FF 91 C FF 90 S KC 79 S KC 79 1-3 ③ K			F FF 90 1 SAFE D KC 79 X KC 78 1-1 ① G2-3 1-2		B KC 76 S CH 82 X FF 90 1-1 ③ G6-3			C FF 96 B FF 96 S KC 86 F FF 97 X KC 84 1-2 2B	4	0	1	0	0	1	1
26 Mike Napoli, R (1, 10) OBP: 0.351, SLG: 0.530 72 Tyler Naquin, L (9, PR) OBP: 0.378, SLG: 0.594		B FF 89 X FC 85 1-0 ① F7		S KC 78 2 SAFE B FF 91 D KC 79 X KC 78 2-1 ② 2-3 2B			B FF 90 C FF 91 F FC 84 B FC 84 F KC 78 F FC 83 F FF 91 F FC 84 B FC 85 4-2 B FF 80 41 G5-4-3 BB		S FF 97 B FF 98 D KC 86 S KC 86 B FF 96 B KC 86 4-2 BB	2	0	1	0	2	0	0
										0	0	0	0	0	0	0
41 Carlos Santana, S (1, 3) OBP: 0.335, SLG: 0.467		C FF 91 X FF 90 0-1 ② F8		X FF 90 0-0 ③ P2			B FF 90 B CH 87 S FF 90 F FF 92 B FF 92 X FF 92 3-2 ① ② G5-4-3 1-2f		B FF 96 F FF 96 F FF 97 S FF 98 1-3 ① K	4	0	0	0	0	1	4
6 Brandon Guyer, R (1, 7) OBP: 0.363, SLG: 0.426 22 Jason Kipnis, L (9, PH) OBP: 0.351, SLG: 0.499		B FF 90 X FF 90 1-0 ③ F9		B FF 89 X FC 83 1-0 35 WP 1B			B KC 77 C KC 77 F KC 76 X FF 92 1-2 ③ G4-3		S FF 97 S FF 97 F FF 97 F KC 85 B FF 95 S FF 96 1-3 ② K	3	0	1	0	0	0	0
										1	0	0	0	0	1	2
35 Abraham Almonte, S (1, 9) OBP: 0.301, SLG: 0.436			B KC 76 B FF 89 B FF 89 C FF 90 C FF 90 C FF 91 3-3 ① K	F FF 89 F KC 78 F FF 91 B KC 78 D KC 80 S KC 79 2-3 ① K 1-2				S KC 74 B KC 75 F FC 78 F FF 89 S KC 76 1-3 ① K	B FF 96 B FF 97 B FF 97 C FF 95 F FF 96 F FF 96 X FF 94 3-2 ③ P4	4	0	0	0	0	3	3
38 Chris Gimenez, R (1, 2) OBP: 0.254, SLG: 0.322			C FF 91 B KC 78 C KC 78 C FF 91 1-3 ② K	F FF 90 D KC 79 S KC 78 B KC 80 F KC 78 S FF 91 2-3 ② K				B KC 75 X FF 89 1-0 20 2B 2B		3	1	1	0	0	2	1
1 Michael Martinez, S (1, 4) OBP: 0.280, SLG: 0.342			F FF 91 X FF 92 0-1 ③ F9	C KC 78 X FF 91 0-1 ③ F8				X FF 89 0-0 ② F8		3	0	0	0	0	0	2

	AB	R	H	RBI	BB	SO	LOB
	31	2	6	2	3	8	14

Inning Stats	1	2	3	4	5	6	7	8	9	1B	SF	WP	PA
	R: 0 E: 0 K: 1 S: 7	H: 0 LOB: 0 BB: 0 P: 10	R: 0 E: 0 K: 0 S: 4	H: 0 LOB: 0 BB: 0 P: 6	R: 0 E: 0 K: 2 S: 8	H: 0 LOB: 0 BB: 0 P: 12	R: 1 E: 0 K: 0 S: 8	H: 2 LOB: 1 BB: 1 P: 18	R: 0 E: 0 K: 2 S: 11	H: 1 LOB: 1 BB: 0 P: 16	R: 0 E: 0 K: 0 S: 6	H: 0 LOB: 0 BB: 0 P: 10	R: 0 E: 0 K: 0 S: 12	H: 0 LOB: 0 BB: 0 P: 20	R: 1 E: 0 K: 1 S: 11	H: 2 LOB: 1 BB: 0 P: 17	R: 0 E: 0 K: 2 S: 18	H: 1 LOB: 2 BB: 1 P: 28	1B: 1 2B: 4 3B: 0 HR: 1	SF: 0 SAC: 0 DP: 1 HBP: 0	WP: 1 PB: 0 SB: 2 CS: 1	PA: 34

PITCHER	IP	WLS	BF	H	R	ER	SO	BB	IBB	HBP	BLK	WP	HR	S	P	ERA	WHIP
31 Drew Pomeranz, L (1, 1) ERA: 2.99	7.2	W	28	5	2	2	6	2	0	0	0	1	1	65	104	2.35	0.913
58 Fernando Abad, L (8, 1) ERA: 3.32	0.1	H	1	0	0	0	0	0	0	0	0	0	0	2	5	0.00	0.000
46 Craig Kimbrel, R (9, 1) ERA: 3.32	1.0	S	5	1	0	0	2	1	0	0	0	0	0	18	28	0.00	2.000

PITCHER	IP	WLS	BF	H	R	ER	SO	BB	IBB	HBP	BLK	WP	HR	S	P	ERA	WHIP

Batter	1	2	3	4	5	6	7	8	9	AB	R	H	RBI	BB	SO	LOB
1 Adam Eaton, L (1, 9) OBP: 0.358, SLG: 0.410	B SI 91 S FF 93 C SI 92 F FF 92 F SL 85 B FF 94 X SL 90 2-2 ① G4-3		C CU 82 B FF 92 F CU 84 B SL 89 F SI 94 S FF 93 2-3 ① K		C SI 91 B CH 85 F FF 92 F SI 93 F CU 85 B SL 90 X SI 93 2-2 ① F8		B SL 82 S SL 81 C SL 82 S SL 84 1-3 ② K			4	0	0	0	0	2	0
18 Tyler Saladino, R (1, 4) OBP: 0.298, SLG: 0.396	C SI 92 X CU 84 0-1 ② G3		X SL 90 0-0 53 G6-3 2B		X SI 92 0-0 53 G4-6-3 1B		X FF 94 0-0 ③ G6-3			4	0	2	0	0	0	0
53 Melky Cabrera, S (1, 7) OBP: 0.345, SLG: 0.445	B SI 92 F SL 90 B FF 93 S FF 93 F FF 94 X CU 84 2-2 2B		B FF 92 X SI 93 1-0 ② G6-3 2-3		B SL 89 F SL 90 B SI 93 1 SAFE X SI 92 2-1 ② ③ G4-6-3 1-2f			C SL 82 X SL 84 0-1 ① G6-3		4	0	1	0	0	0	2
79 José Abreu, R (1, 3) OBP: 0.335, SLG: 0.435	C CU 83 F FF 93 F FF 93 F FF 93 X SL 85 0-2 ③ F8		B SI 94 B FF 91 B CU 85 B FF 91 4-0 BB			B SI 94 S SL 89 B FF 92 B SI 93 S SI 94 F SI 95 F FF 92 X FF 94 3-2 ① G5-3		B FF 93 B SL 84 S SL 82 X FF 93 2-1 ② G6-3		3	0	0	0	1	0	1
44 Justin Morneau, L (1, 10) OBP: 0.344, SLG: 0.518		B SI 90 X SL 90 1-0 12 2B 1B	F SI 94 F SL 90 F FF 93 D CU 85 C SI 94 1-3 ③ K			C CU 83 X CU 82 0-1 HR		B SL 84 C FF 94 S SL 84 X SL 85 1-2 ③ G4-3		4	1	2	1	0	1	2
21 Todd Frazier, R (1, 5) OBP: 0.294, SLG: 0.455		B SI 92 S SL 91 B SI 92 F SL 89 C CU 84 2-3 ① K		B CU 82 F SL 90 B FF 92 B SI 92 S SL 90 C SI 95 3-3 ① K		F SL 91 C CU 84 B FF 92 B SI 93 B SL 91 S SL 85 3-3 ② K			B FF 94 S KC 82 B FF 94 S FF 94 B FF 94 S FF 94 3-3 ① K	4	0	0	0	0	4	1
20 JB Shuck, L (1, 8) OBP: 0.251, SLG: 0.321		B SI 93 B SI 92 F FF 93 F FF 92 X FF 92 2-2 ② L8		C CH 85 S CU 83 F FF 94 X CU 84 0-2 ② G4-3		C FF 91 B SL 90 B SI 93 F SL 91 F FF 93 X CU 84 2-2 1B			B FF 94 F FF 94 X FF 94 1-1 ② G5-3	4	0	1	0	0	0	1
12 Tim Anderson, R (1, 6) OBP: 0.292, SLG: 0.413		B FF 92 X SI 93 1-0 1-3 2B		C CU 83 B SI 92 S CU 84 B CU 84 B FF 93 B FF 94 4-2 BB		F SL 89 1 SAFE 1 SAFE B CU 85 S CU 85 B CU 85 S SL 86 2-3 ③ K			C KC 82 B FF 93 C KC 83 X KC 82 1-2 ③ G3	3	0	1	0	1	1	1
38 Omar Narváez, L (1, 2) OBP: 0.500, SLG: 0.400		C SI 93 B SL 90 S SL 90 C SI 94 1-3 ③ K		X SL 89 0-0 ③ L5-3			X FF 92 0-0 ① G6-3			3	0	0	0	0	1	3
Inning Stats	R: 0 E: 0 K: 0 S: 16 H: 1 LOB: 1 BB: 0 P: 20	R: 0 E: 0 K: 2 S: 11 H: 2 LOB: 2 BB: 0 P: 18	R: 0 E: 0 K: 2 S: 10 H: 1 LOB: 2 BB: 1 P: 18	R: 0 E: 0 K: 1 S: 10 H: 0 LOB: 1 BB: 1 P: 17	R: 0 E: 0 K: 0 S: 8 H: 1 LOB: 0 BB: 0 P: 12	R: 1 E: 0 K: 2 S: 17 H: 2 LOB: 1 BB: 0 P: 27	R: 0 E: 0 K: 1 S: 5 H: 0 LOB: 0 BB: 0 P: 6	R: 0 E: 0 K: 0 S: 7 H: 0 LOB: 0 BB: 0 P: 10	R: 0 E: 0 K: 1 S: 8 H: 0 LOB: 0 BB: 0 P: 13	1B: 3 2B: 3 3B: 0 HR: 1 SF: 0 SAC: 0 DP: 1 HBP: 0						

PITCHER		IP	WLS	BF	H	R	ER	SO	BB	IBB	HBP	BLK	WP	HR	S	P	ERA	WHIP
28 Corey Kluber, R ERA: 3.15	(1, 1)	6.0	W	26	7	1	1	7	2	0	0	0	0	1	72	112	1.50	1.500
24 Andrew Miller, L ERA: 1.5	(7, 1)	2.0	H	6	0	0	0	1	0	0	0	0	0	0	12	16	0.00	0.000
37 Cody Allen, R ERA: 2.29	(9, 1)	1.0	S	3	0	0	0	1	0	0	0	0	0	0	8	13	0.00	0.000

PITCHER	IP	WLS	BF	H	R	ER	SO	BB	IBB	HBP	BLK	WP	HR	S	P	ERA	WHIP

TOP

Chicago White Sox @ Cleveland Indians

Progressive Field, Cleveland, OH

Tue Aug 16 2016, 7:14 PM - 10:19 PM EDT

Att. 13,857 - Overcast - 77 F

livebaseballscorecards.com

AB	33
R	1
H	7
RBI	1
BB	2
SO	9
LOB	11

Batter	1	2	3	4	5	6	7	8	9	AB	R	H	RBI	BB	SO	LOB
20 Rajai Davis, R (1, 8) OBP: 0.326, SLG: 0.418	B FF 90 F FF 90 C FF 90 B CU 76 B SI 92 X SI 91 3-2 ① P3		B CU 78 B CU 78 B SI 90 B FF 89 4-0 22 S 26 1B BB		X FF 89 0-0 ① G6-3		B FF 90 F SI 92 B SI 91 L FF 90 F SI 90 F SI 91 B SI 91 X SI 91 3-2 ① G5-3 2-3	F SI 91 B SI 92 S CH 86 F CH 88 F CH 87 C FF 93 1-3 ③ K		4	1	0	0	1	1	3
22 Jason Kipnis, L (1, 4) OBP: 0.354, SLG: 0.503	X FF 91 0-0 12 2B 2B		B SI 90 F FF 91 1 SAFE 1 SAFE F CU 78 1 SAFE S CU 76 1-3 ① K 1-2		C FF 90 B SI 89 X CU 78 1-1 1B		X SI 89 0-0 12 1B 1B 3-H			4	1	3	1	0	1	1
12 Francisco Lindor, S (1, 6) OBP: 0.360, SLG: 0.456	B FF 91 B FF 91 X SI 91 2-0 2-H 2B		B CH 86 B FF 91 F FF 91 B CU 77 S FF 90 X SI 91 3-2 ② F9		C FF 90 B CH 86 1 SAFE 1 SAFE F FF 90 X CU 76 1-2 ② P4		C FF 91 X SL 80 0-1 1-2 1B			4	0	2	1	0	0	2
26 Mike Napoli, R (1, 3) OBP: 0.350, SLG: 0.528	B CU 77 C CU 77 C FF 92 S CU 78 1-3 ② K		F FF 91 C CH 86 X CU 76 0-2 ③ 2-H 1B		B FF 90 F FF 90 B CH 86 S SI 90 F FF 91 F SI 90 X CU 77 2-2 ③ F8		B SL 86 F SL 85 S FF 94 F CH 88 B FF 94 B CH 88 S FF 94 3-3 ② K			4	0	1	1	0	2	4
41 Carlos Santana, S (1, 10) OBP: 0.334, SLG: 0.465	C FF 91 B SI 91 S CH 86 F SI 92 D CU 76 B SI 91 X FF 92 3-2 ③ P3			C CU 76 B CH 84 X FF 90 1-1 11 FC5-4 1B		S CU 76 C CU 75 X FF 90 0-2 ① G1-3	C FF 94 S CH 86 F SL 87 B FF 94 X CH 90 1-2 ③ L9			4	0	1	0	0	0	3
11 José Ramírez, S (1, 5) OBP: 0.366, SLG: 0.451		B CU 76 S FF 90 B FF 89 F FF 90 X SI 91 2-2 6 FC6-4 1B		B FF 89 C FF 90 D CH 85 F SI 91 X CU 76 2-2 ① FC5-4 35 S 6 G5-4-3 1-2f		B CU 77 B FF 89 X FF 89 2-0 ② G6-3		B FF 92 B SI 93 X SI 92 2-0 ① G3		4	0	1	0	0	0	1
6 Brandon Guyer, R (1, 7) OBP: 0.363, SLG: 0.429 8 Lonnie Chisenhall, L (8, PH) OBP: 0.338, SLG: 0.448 (9, 9)	X FF 91 0-0 ① FC6-4 35 G1-3 1-2f			B CH 86 1 SAFE F FF 90 F CU 77 1 SAFE F FF 91 X SI 90 1-2 ② G5-4-3 1-2		X FF 90 0-0 2B 2B		B FF 94 S CH 86 B FF 93 X SI 92 2-1 ② G6-3		3 1	0 0	1 0	0 0	0 0	0 0	2 0
35 Abraham Almonte, S (1, 9) OBP: 0.310, SLG: 0.432 (9, 7)	B FF 92 X SI 91 1-0 ② G1-3 1-2			B FF 90 B CU 76 B FF 90 S FF 90 F CU 77 F SI 90 B SI 90 4-2 55 FC5-4 2-3 BB		F FF 90 S CU 77 B FF 90 B FF 90 B CU 75 S CU 79 3-3 ③ K		B FF 93 B SI 91 X SI 93 2-0 55 E 55 S 1B		3	0	1	0	1	1	2
55 Roberto Pérez, R (1, 2) OBP: 0.267, SLG: 0.153	C CU 76 B FF 91 B CH 86 C CU 77 D CU 77 X FF 91 3-2 ③ G6-3			B FF 89 B CH 86 B SI 90 C FF 91 X SI 91 3-1 ③ FC5-4 1-2f			B SL 85 X SI 90 1-0 20 G5-3 22 1B 2B	B FF 92 F FF 94 F SI 93 1 SAFE B SL 87 F FF 94 B CH 88 B SI 93 4-2 1-3 BB		3	1	1	0	1	0	3
Inning Stats	R: 1 H: 2 E: 0 LOB: 1 K: 1 BB: 0 S: 12 P: 21	R: 0 H: 1 E: 0 LOB: 1 K: 0 BB: 0 S: 8 P: 14	R: 1 H: 1 E: 0 LOB: 1 K: 1 BB: 1 S: 9 P: 17	R: 0 H: 1 E: 0 LOB: 2 K: 0 BB: 1 S: 14 P: 25	R: 0 H: 1 E: 0 LOB: 1 K: 0 BB: 0 S: 11 P: 15	R: 0 H: 1 E: 0 LOB: 1 K: 1 BB: 0 S: 8 P: 13	R: 1 H: 3 E: 0 LOB: 2 K: 1 BB: 0 S: 17 P: 25	R: 0 H: 1 E: 0 LOB: 2 K: 1 BB: 1 S: 12 P: 23		1B: 7 SF: 0 2B: 4 SAC: 0 3B: 0 DP: 0 HR: 0 HBP: 0					WP: 0 PA: 37 PB: 0 SB: 3 CS: 0	

BOTTOM

Chicago White Sox @ Cleveland Indians

Progressive Field, Cleveland, OH

Tue Aug 16 2016, 7:14 PM - 10:19 PM EDT

Att. 13,857 - Overcast - 77 F

livebaseballscorecards.com

AB	34
R	3
H	11
RBI	3
BB	3
SO	5
LOB	21

PITCHER		IP	WLS	BF	H	R	ER	SO	BB	IBB	HBP	BLK	WP	HR	S	P	ERA	WHIP
62 Jose Quintana, L ERA: 2.85	(1, 1)	6.0	L	26	7	2	2	3	2	0	0	0	0	0	62	105	3.00	1.500
34 Matt Albers, R ERA: 5.8	(7, 1)	0.1		2	1	1	1	0	0	0	0	0	0	0	6	10	27.00	3.000
43 Dan Jennings, L ERA: 1.82	(7, 1)	0.0		2	2	0	0	0	0	0	0	0	0	0	3	3	∞	∞
54 Chris Beck, R ERA: 5.59	(7, 1)	1.2		7	1	0	0	2	1	0	0	0	0	0	20	35	0.00	1.200

PITCHER	IP	WLS	BF	H	R	ER	SO	BB	IBB	HBP	BLK	WP	HR	S	P	ERA	WHIP

Batter	1	2	3	4	5	6	7	8	9	AB	R	H	RBI	BB	SO	LOB
1 Adam Eaton, L (1, 9) OBP: 0.358, SLG: 0.418	B FF 92 T FF 94 F FF 95 C FF 95 1-3 ① K		B FF 92 B FF 93 F CH 87 B CH 87 L SI 91 C SI 93 3-3 ② K		X CH 86 0-0 2B		C SL 78 B SL 79 B FF 88 X FF 88 2-1 ③ FC6-4 1-2f		C KC 83 S KC 84 X KC 84 0-2 1-H 2-H 3-H HR	5	1	2	4	0	2	1
18 Tyler Saladino, R (1, 4) OBP: 0.295, SLG: 0.391	B CU 85 B SL 86 F FF 94 B FF 95 X FF 94 3-1 ② F7		C FF 94 F SL 87 X FF 94 0-2 53 CS 1B		F CU 82 F CU 81 B CU 82 F SL 86 B FF 92 F CU 83 T SL 86 2-2 ② K			C FC 94 B FC 94 S SL 80 F FC 94 X SL 80 1-2 ① F7	X SI 90 0-0 ② G4-3	5	0	1	0	0	1	2
53 Melky Cabrera, S (1, 7) OBP: 0.343, SLG: 0.442	B FF 94 T FF 94 F FF 94 T FF 96 1-2 ③ K		B FF 93 1 SAFE 1 SAFE C SI 93 1-1 ③ CS 1-2	C SI 92 F FF 92 X CU 84 0-2 ① L8	X SI 93 0-0 ③ G3-1			B FC 93 S FC 94 X SL 81 1-1 79 G6-4-3 1B	C SI 90 B FF 90 C FF 91 F SI 91 X CH 84 1-2 ③ G3	5	0	1	0	0	1	2
79 José Abreu, R (1, 3) OBP: 0.334, SLG: 0.434		C FF 93 S CU 84 B FF 95 S SL 86 1-3 ① K		B SL 87 X CH 86 1-0 44 2B 21 2B 1B		F FF 92 B SL 86 F SL 87 B SL 83 S CU 83 2-3 ① K		C FC 94 S FC 95 F FC 93 B FC 93 X FC 94 1-2 ②③ G6-4-3 1-2f		4	1	1	0	0	2	1
44 Justin Morneau, L (1, 10) OBP: 0.340, SLG: 0.517		B FF 95 B FF 94 B FF 94 X FF 94 3-0 ② P3		B SI 93 F CH 87 F FF 93 B CH 89 X CH 87 2-2 21 2B 1-3 2B		B CH 89 T SI 92 F CH 90 S SL 84 1-3 ② K2-3			C T KC 83 S KC 84 0-3 ① K	4	1	1	0	0	2	0
21 Todd Frazier, R (1, 5) OBP: 0.296, SLG: 0.458		C FF 96 B FF 94 S SL 85 F FF 95 C FF 96 1-3 ③ K		X FF 93 0-0 20 E 2-H 3-H 2B		S CU 83 C SL 88 C CU 84 0-3 ③ K			B KC 84 F FF 94 S FF 93 B KC 84 X FF 94 2-2 E6 12 BB 27 1B 1B	4	2	2	2	0	2	0
20 JB Shuck, L (1, 8) OBP: 0.256, SLG: 0.325			C FF 93 X CU 82 0-1 12 HR 1B	C FF 92 F FF 92 X CU 82 0-2 ② E4 2-H			X SI 92 0-0 ① G6-3		C FF 94 B KC 84 B KC 83 C FF 94 F FF 94 X KC 83 2-2 27 1B 12 BB 1 HR 1B	4	2	2	0	0	0	0
12 Tim Anderson, R (1, 6) OBP: 0.296, SLG: 0.424			C SL 86 B SL 87 X FF 93 1-1 1-H HR	C SI 93 S SL 83 S CU 82 0-3 ③ K			C FF 94 B CU 83 S SL 88 X CU 83 1-2 ② G6-3		F KC 83 B KC 83 B KC 82 B KC 82 C FF 93 B FF 93 4-2 27 1B 1 HR 1-2 2-3 BB	3	2	1	2	1	1	0
27 Dioner Navarro, S (1, 2) OBP: 0.271, SLG: 0.339 36 Jason Coats, R (9, PR) OBP: 0.333, SLG: 0.310 38 Omar Narváez, L (9, 2) OBP: 0.500, SLG: 0.400			F FF 93 C FF 93 S SL 84 0-3 ① K		B CH 89 B CH 85 B CH 90 C CH 89 F FF 91 X SI 91 3-2 ① L7		B SI 92 C CH 88 B FF 94 X CH 89 2-1 1 FC6-4 1B		F KC 84 X KC 84 0-1 1 HR 1-2 2-3 3-H 1B	4 0 0	0 1 0	2 0 0	1 0 0	0 0 0	1 0 0	0 0 0
Inning Stats	R: 0 E: 0 K: 2 S: 8 H: 0 LOB: 0 BB: 0 P: 13	R: 0 E: 0 K: 2 S: 8 H: 0 LOB: 0 BB: 0 P: 13	R: 2 E: 0 K: 2 S: 14 H: 3 LOB: 0 BB: 0 P: 19	R: 3 E: 1 K: 1 S: 14 H: 3 LOB: 0 BB: 0 P: 17	R: 0 E: 0 K: 1 S: 10 H: 1 LOB: 1 BB: 0 P: 15	R: 0 E: 0 K: 3 S: 9 H: 0 LOB: 0 BB: 0 P: 12	R: 0 E: 0 K: 0 S: 8 H: 1 LOB: 1 BB: 0 P: 13	R: 0 E: 0 K: 0 S: 10 H: 1 LOB: 0 BB: 0 P: 13	R: 5 E: 1 K: 1 S: 22 H: 4 LOB: 1 BB: 1 P: 31	1B: 8 2B: 3 3B: 0 HR: 2 SF: 0 SAC: 0 DP: 1 HBP: 0					WP: 0 PB: 0 SB: 0 CS: 1	PA: 40	

TOP

Chicago White Sox @ Cleveland Indians

Progressive Field, Cleveland, OH

Wed Aug 17 2016, 7:11 PM - 10:40 PM EDT

Att. 14,371 - Partly Cloudy - 81 F

livebaseballscorecards.com

AB	38
R	10
H	13
RBI	9
BB	1
SO	12
LOB	6

PITCHER		IP	WLS	BF	H	R	ER	SO	BB	IBB	HBP	BLK	WP	HR	S	P	ERA	WHIP
59 Carlos Carrasco, R ERA: 3.34	(1, 1)	6.2		27	8	5	4	11	0	0	0	0	0	1	69	98	5.40	1.200
57 Kyle Crockett, L ERA: 6.08	(7, 1)	0.1	H	1	0	0	0	0	0	0	0	0	0	0	2	4	0.00	0.000
27 Bryan Shaw, R ERA: 3.53	(8, 1)	1.0	H	3	1	0	0	0	0	0	0	0	0	0	10	13	0.00	1.000
37 Cody Allen, R ERA: 3.16	(9, 1)	0.1	L	6	4	5	5	1	1	0	0	0	0	1	17	25	135.00	15.000
61 Dan Otero, R ERA: 1.5	(9, 1)	0.2		2	0	0	0	0	0	0	0	0	0	0	5	6	0.00	0.000

PITCHER	IP	WLS	BF	H	R	ER	SO	BB	IBB	HBP	BLK	WP	HR	S	P	ERA	WHIP

BOTTOM

Batter	1	2	3	4	5	6	7	8	9	AB	R	H	RBI	BB	SO	LOB
41 Carlos Santana, S (1, 3) OBP: 0.337, SLG: 0.472	B FF 91 X FF 90 1-0 ① G4-3		B CU 78 B CU 79 F FF 89 B CU 80 F FF 90 F FF 90 X FF 90 3-2 HR	C CU 80 C CU 80 X FF 91 0-2 2-3 1B	B CH 87 F FF 96 X FF 97 1-1 ③ G4-3			F FF 93 B CH 88 B CH 88 B FF 94 B SI 93 4-1 22 G4-3 22 S BB		4	1	2	1	1	0	2
22 Jason Kipnis, L (1, 4) OBP: 0.351, SLG: 0.499	C FF 92 B FF 90 B CH 86 X FF 90 2-1 ② F9		C FF 91 B CU 80 X CU 81 1-1 ① G5-3	F FF 90 F FF 90 X CU 80 0-2 ② SF7 3-H		C FF 96 B CH 90 B CH 88 B FF 96 F FF 96 F FF 97 F FF 96 S CH 89 3-3 ① K		B FF 94 B FF 95 X SI 94 2-0 ② G4-3 1-3		4	0	0	1	0	1	1
12 Francisco Lindor, S (1, 6) OBP: 0.360, SLG: 0.458	C FF 92 C FF 92 B FF 91 B CU 81 X CU 82 2-2 ③ G3		S FF 91 F FF 92 F FF 92 X CU 81 0-2 11 F9 26 BB 8 1B 1B	C CU 80 B FF 90 F FF 90 F FF 91 X CH 85 1-2 ③ G4-3		C FF 96 B CH 89 X FF 96 1-1 2B		C CH 88 X SI 95 0-1 ③ G3		5	1	2	0	0	0	2
26 Mike Napoli, R (1, 10) OBP: 0.351, SLG: 0.524		B SL 84 F FF 90 C FF 92 B FF 92 X CU 81 2-2 ① F8	B CU 80 F FF 90 B FF 91 B FF 91 B SL 83 4-1 8 1B 1-2 BB		S FF 94 T FF 94 C FF 95 0-3 ① K	B FF 96 S FF 96 X FF 95 1-1 ② P6			C FC 91 S KC 80 B FC 90 B KC 81 F FC 90 B FC 91 B FC 90 4-2 8 1B BB	3	0	0	0	2	1	1
11 José Ramírez, S (1, 5) OBP: 0.367, SLG: 0.452		B FF 92 C CU 80 F FF 91 F FF 92 X FF 91 1-2 8 HR 2B	B CU 80 B FF 90 C CU 79 X FF 90 2-1 ② F9 2-3		B FF 95 B FF 94 B FF 95 B FF 94 4-0 72 1B 6 1B BB	F FF 96 D CH 88 B FF 89 C FF 96 X SL 84 2-2 ③ L8			C FC 91 B FF 92 B KC 82 X FC 91 2-1 ① F8	4	2	1	0	1	0	4
8 Lonnie Chisenhall, L (1, 9) OBP: 0.342, SLG: 0.461		B CU 81 F FF 91 X FF 91 1-1 2-H HR	F CU 80 F CU 82 B FF 91 X CU 81 1-2 1-2 3-H 1B		1 SAFE 1 SAFE B FF 93 S FF 94 1 SAFE X FF 95 1-1 ② F7		B SL 81 C SI 90 S SL 82 F SL 82 X SL 82 1-2 ① P5		B FC 89 X FC 90 1-0 1-2 1B	5	1	3	3	0	0	1
72 Tyler Naquin, L (1, 8) OBP: 0.377, SLG: 0.591 20 Rajai Davis, R (7, PH) OBP: 0.327, SLG: 0.418 (8, 8)		C FF 91 S SL 87 B FF 92 F FF 92 F CU 82 F FF 92 B SL 85 B CU 81 C CU 79 3-3 ② K	F FF 90 F FF 91 T FF 90 0-2 ③ K		1 SAFE B FF 92 X SL 89 1-0 6 6 1B 1-3 1B		C SL 81 C SI 90 B SL 83 B SL 82 X SI 90 2-2 6 6 G6-4-3 1B		B KC 82 B FC 91 F FC 91 S FC 90 S FC 90 2-3 ② K	3	1	1	0	0	2	2
6 Brandon Guyer, R (1, 7) OBP: 0.367, SLG: 0.433		B FF 92 C CU 80 X FF 91 1-1 1B		C FF 90 C CU 79 B FF 90 X FF 90 1-2 41 1B 55 G4-6-3 22 SF7 1B	C SL 88 T FF 95 B SL 89 B SL 88 B SL 88 F FF 95 F FF 95 F SL 87 X FF 95 3-2 55 BB 1-H 3-H 1B		C FF 90 1 SAFE X FF 90 0-1 ② ③ G6-4-3 1-2f		B KC 79 B FC 91 F FC 92 B FC 91 S FC 89 F FC 90 F FC 90 X FC 91 3-2 ③ G5-3	2	0	1	0	0	1	2
55 Roberto Pérez, R (1, 2) OBP: 0.266, SLG: 0.145		X FF 91 0-0 ③ G6-3		F FF 90 1 SAFE C FF 90 F FF 90 B FF 91 D CU 81 X FF 89 2-2 ① G4-6-3 1-2	F FF 94 P PO 85 B FF 95 B FF 95 B CH 86 4-1 1-2 BB			B FF 92 B SI 94 X FF 94 2-0 ① G6-3		5	1	3	2	0	0	3
										3	0	0	0	1	0	2

Inning Stats	1	2	3	4	5	6	7	8	9
	R: 0 E: 0 K: 0 S: 6 H: 0 LOB: 0 BB: 0 P: 11	R: 2 E: 0 K: 1 S: 18 H: 3 LOB: 1 BB: 0 P: 26	R: 2 E: 0 K: 1 S: 19 H: 3 LOB: 2 BB: 1 P: 30	R: 1 E: 0 K: 0 S: 17 H: 2 LOB: 1 BB: 0 P: 21	R: 2 E: 0 K: 1 S: 16 H: 2 LOB: 2 BB: 2 P: 29	R: 0 E: 0 K: 1 S: 12 H: 1 LOB: 1 BB: 0 P: 19	R: 0 E: 0 K: 0 S: 9 H: 1 LOB: 0 BB: 0 P: 12	R: 0 E: 0 K: 0 S: 5 H: 0 LOB: 1 BB: 1 P: 13	R: 0 E: 0 K: 1 S: 14 H: 1 LOB: 2 BB: 1 P: 26

1B: 9 SF: 1
2B: 2 SAC: 0
3B: 0 DP: 1
HR: 2 HBP: 0

WP: 0 PA: 44
PB: 0
SB: 2
CS: 0

PITCHER	IP	WLS	BF	H	R	ER	SO	BB	IBB	HBP	BLK	WP	HR	S	P	ERA	WHIP
45 Anthony Ranaudo, R (1, 1) ERA: 9.42	4.0		21	8	5	5	2	1	0	0	0	0	2	60	88	11.25	2.250
66 Michael Ynoa, R (5, 1) ERA: 4.08	0.2		6	2	2	2	1	2	0	0	0	0	0	14	26	27.00	6.000
48 Tommy Kahnle, R (5, 1) ERA: 4.61	1.1		5	1	0	0	1	0	0	0	0	0	0	14	22	0.00	0.750
43 Dan Jennings, L (7, 1) ERA: 1.79	1.0		3	1	0	0	0	0	0	0	0	0	0	9	12	0.00	1.000
29 Jacob Turner, R (8, 1) ERA: 8.79	1.0	W	4	0	0	0	0	1	0	0	0	0	0	5	13	0.00	1.000

PITCHER	IP	WLS	BF	H	R	ER	SO	BB	IBB	HBP	BLK	WP	HR	S	P	ERA	WHIP
30 David Robertson, R (9, 1) ERA: 3.93	1.0	S	5	1	0	0	1	1	0	0	0	0	0	14	26	0.00	2.000

Chicago White Sox @ Cleveland Indians

Progressive Field, Cleveland, OH

Wed Aug 17 2016, 7:11 PM - 10:40 PM EDT

Att. 14,371 - Partly Cloudy - 81 F

livebaseballscorecards.com

AB	38
R	7
H	13
RBI	7
BB	5
SO	5
LOB	20

Chicago White Sox @ Cleveland Indians

Progressive Field, Cleveland, OH

Thu Aug 18 2016, 7:11 PM - 10:10 PM EDT

Att. 12,982 - Partly Cloudy - 79 F

livebaseballscorecards.com

Batter	1	2	3	4	5	6	7	8	9	AB	R	H	RBI	BB	SO	LOB
1 Adam Eaton, L (1, 9) (9, 8) OBP: 0.359, SLG: 0.418	B FF 95 B FF 96 B FF 97 C FF 95 B FF 96 4-1 79 BB 18 BB 44 2B BB	X FF 88 0-0 L1			C FF 92 B CH 87 X CH 87 1-1 G6-3		F FF 90 F FF 91 B FF 90 X SI 90 1-2 18 G6-4-3 1-2 1B			3	1	1	0	1	0	0
18 Tyler Saladino, R (1, 4) OBP: 0.295, SLG: 0.386	B FF 95 C FF 96 B FF 95 B FF 96 F SI 95 F FF 96 F FF 95 B SI 95 4-2 79 BB 44 2B 1-2 BB		C FF 94 B SL 84 F FF 95 S SL 84 1-3 K		B SL 83 F FF 92 B FF 92 F SL 83 B FF 94 F SL 84 T FF 94 3-2 K		C FF 90 B SI 89 C SI 90 B FF 90 B SI 90 X SI 90 3-2 G6-4-3 1-2f			3	1	0	0	1	2	2
53 Melky Cabrera, S (1, 7) OBP: 0.342, SLG: 0.439	L FF 94 X FF 94 0-1 F7		C CH 88 B FF 94 B FF 94 F FF 94 B FF 93 B FF 94 4-2 BB			C CH 86 B FF 91 B CU 71 B CH 84 C FF 92 X CH 87 3-2 G4-3		C SI 88 B FF 89 C SI 89 F FF 90 X SI 90 1-2 G1-3		3	0	0	0	1	0	2
79 José Abreu, R (1, 3) OBP: 0.335, SLG: 0.433	S SI 94 D CH 85 B SL 86 B FF 93 D CH 86 4-1 44 2B 1-2 2-3 BB		T FF 93 B FF 93 F SL 85 1 SAFE 1 SAFE F SL 85 F FF 93 D SL 85 B FF 96 3-2 F7			F SL 82 X FF 91 0-1 1B		F SI 91 X FF 90 0-1 L9		3	1	1	0	1	0	1
44 Justin Morneau, L (1, 10) OBP: 0.337, SLG: 0.516	D FF 94 X SL 87 1-0 21 L9 1-H 2-H 3-H 2B		C FF 92 1 SAFE C FF 92 B FF 93 D CH 88 T FF 94 2-2 K			C FF 93 S FF 92 B FF 92 S FF 93 1-3 K		B SI 90 X CH 83 1-0 G4-3		4	0	1	3	0	2	2
21 Todd Frazier, R (1, 5) OBP: 0.293, SLG: 0.454	B FF 94 B FF 95 S FF 95 X FF 95 2-1 L9 2-3			B SL 82 B SL 81 C SL 82 C FF 93 X FF 94 2-2 L9		B SL 83 C SL 82 F SL 82 F FF 93 D SL 83 X SL 82 2-2 P4			C SL 83 B FF 94 C SL 85 B SL 85 B FF 96 S SL 84 3-3 K	4	0	0	0	0	1	2
12 Tim Anderson, R (1, 6) OBP: 0.295, SLG: 0.426	C FF 95 B CH 87 S CH 84 D SL 86 F SL 84 B SI 95 F SI 94 S SL 85 3-3 K			C CU 72 X SL 82 0-1 G1-3			L SL 80 X CU 71 0-1 20 SH1-3 38 1B 2B		C SL 82 B FF 95 S SL 85 S SL 84 1-3 K	4	1	1	0	0	2	1
20 JB Shuck, L (1, 8) 36 Jason Coats, R (9, PH) (9, 9) OBP: 0.351, SLG: 0.367		C FF 86 F FF 88 S FF 89 0-3 K		C FF 92 B FF 92 X CH 86 1-1 G5-3			X FF 88 0-0 SH1-3 2-3		C SL 84 X FF 97 0-1 2B	2 1	0 0	0 1	0 0	0 0	1 0	0 0
38 Omar Narváez, L (1, 2) OBP: 0.486, SLG: 0.393 27 Dioner Navarro, S (9, PH) (9, 2) OBP: 0.270, SLG: 0.337		S FF 88 C FF 89 F FF 89 B SL 77 B SL 79 X FF 88 2-2 G1-3			B CH 85 X CH 86 1-0 G3		X SI 90 0-0 1 1B 3-H 1B		B FF 96 F FF 94 F SL 84 F SL 84 X SL 86 1-2 F8	3 1	0 0	1 0	1 0	0 0	0 0	0 1

| Inning Stats | | |

Batter	1	2	3	4	5	6	7	8	9	AB	R	H	RBI	BB	SO	LOB
20 Rajai Davis, R (1, 8) OBP: 0.329, SLG: 0.422	C SI 91 F SI 94 B SL 90 B SL 86 X FF 96 2-2 12 L8 22 E/ 26 L5 1B		B CH 81 C SI 93 B CH 84 X SI 92 2-1 ③ L9			B CH 81 F FF 92 F SI 91 B SL 85 X FF 94 2-2 ① L9	B FF 93 S CH 86 X CH 84 1-1 3-H 2B			4	0	2	1	0	0	1
22 Jason Kipnis, L (1, 4) OBP: 0.352, SLG: 0.501	C FF 94 B SI 92 X CH 85 1-1 E3 1-2			C SI 93 B SL 86 X CH 84 1-1 12 G6-4-3 1B		B SI 94 S FF 92 X FF 93 1-1 12 1B 1-3 2B	C SL 87 F SI 97 D SL 88 S SL 88 1-3 ③ K			4	0	2	0	0	1	2
12 Francisco Lindor, S (1, 6) OBP: 0.359, SLG: 0.456	X SI 94 0-0 ① L8 2-3			B FF 90 X CH 82 1-0 ①② G6-4-3 1-2f		X FF 95 0-0 41 HBP 2-3 3-H 1B		B SI 96 X SI 96 1-0 ① G3		4	0	1	1	0	0	3
26 Mike Napoli, R (1, 3) OBP: 0.350, SLG: 0.520	1 SAFE D SL 88 B SI 95 F FF 94 1 SAFE F SI 96 F SI 96 1 SAFE B SL 90 3-2 ②③ X SL 80 L5 3-3			C FF 94 C FF 96 B SL 89 F SI 96 B SL 89 F SI 95 B SI 95 F SI 96 S CH 86 3-3 ③ K		S SL 88 B SL 89 S FF 95 S SL 90 1-3 ② K		S SL 87 B SL 89 B SI 96 S SI 96 F SI 96 B SL 88 4-2 41 WP 11 1B BB		3	1	0	0	1	2	4
41 Carlos Santana, S (1, 10) OBP: 0.340, SLG: 0.476		B FF 90 B SI 91 X FF 91 2-0 11 G5-4-3 1B			C CH 82 B SI 93 B FF 91 X CH 83 2-1 11 1B 2B	B FF 96 B FF 96 F SI 96 H SI 95 4-1 1-2 HBP		C SI 96 B SL 88 F SL 87 D SL 88 F SI 96 D SL 88 C SL 87 3-3 ② K 1-2		3	1	2	0	0	1	1
11 José Ramírez, S (1, 5) OBP: 0.368, SLG: 0.452		B SI 91 D FF 91 C SI 92 X SI 92 2-1 ①② G5-4-3 1-2f			B FF 91 S FF 90 C FF 92 F SL 86 B SL 85 X SI 94 2-2 6 G5-4-3 2-H 1B	B CH 84 F FF 96 F SL 87 F SL 91 B SL 91 X FF 96 2-2 ③ G6-3		C SI 95 B SI 96 F SI 96 B SL 87 F SL 87 F SI 96 X SL 87 2-2 2-H 1B		4	0	2	2	0	0	4
6 Brandon Guyer, R (1, 7) OBP: 0.364, SLG: 0.429 8 Lonnie Chisenhall, L (7, PH) OBP: 0.340, SLG: 0.458 (8, 9)		C CH 81 B CH 82 F FF 93 B SL 89 F FF 93 B CH 81 C SI 94 3-3 ③ K			S CH 83 B CH 82 X FF 93 1-1 ①② G5-4-3 1-2f		B FF 93 S CH 84 S CH 87 S CH 88 1-3 ① K	X SI 96 0-0 ③ G3-1		2 2	0 0	0 0	0 0	0 0	1 1	1 1
35 Abraham Almonte, S (1, 9) OBP: 0.319, SLG: 0.459 (8, 7)			C FF 91 C CH 81 B SL 87 C SI 93 1-3 ① K		C SI 92 F SI 93 F CH 82 S SL 88 0-3 ③ K		B FF 95 X FF 94 1-0 55 G6-3 20 2B 2B		F FF 93 B SI 89 X FF 90 1-1 72 PB 72 SF8 2B	4	2	2	0	0	2	0
55 Roberto Pérez, R (1, 2) OBP: 0.268, SLG: 0.154 72 Tyler Naquin, L (9, PH) OBP: 0.376, SLG: 0.591			B SI 92 X SI 92 1-0 ② G6-3			F SI 91 B SL 84 F SI 92 B SL 86 X SI 93 2-2 22 2B 12 1B 1B	B CH 84 X FF 93 1-0 ② G6-3 2-3		B FF 94 X FF 95 1-0 ① SF8 2-H	3 0	1 0	1 0	0 0	0 0	0 0	1 0
Inning Stats	R: 0 H: 1 E: 1 LOB: 1 K: 0 BB: 0 S: 10 P: 16	R: 0 H: 1 E: 0 LOB: 0 K: 1 BB: 0 S: 7 P: 14	R: 0 H: 0 E: 0 LOB: 0 K: 1 BB: 0 S: 6 P: 10	R: 0 H: 1 E: 0 LOB: 0 K: 1 BB: 0 S: 9 P: 14	R: 1 H: 2 E: 0 LOB: 0 K: 1 BB: 0 S: 12 P: 17	R: 1 H: 3 E: 0 LOB: 3 K: 1 BB: 0 S: 17 P: 29	R: 1 H: 2 E: 0 LOB: 1 K: 2 BB: 0 S: 10 P: 15	R: 1 H: 1 E: 0 LOB: 1 K: 0 BB: 1 S: 14 P: 24	R: 1 H: 1 E: 0 LOB: 0 K: 0 BB: 0 S: 3 P: 5	1B: 7 SF: 1 2B: 6 SAC: 0 3B: 0 DP: 4 HR: 0 HBP: 1						

PITCHER		IP	WLS	BF	H	R	ER	SO	BB	IBB	HBP	BLK	WP	HR	S	P	ERA	WHIP
55 Carlos Rodón, L ERA: 4.26	(1, 1)	6.0		24	8	2	2	5	0	0	1	0	0	0	61	100	3.00	1.333
54 Chris Beck, R ERA: 6.1	(7, 1)	0.2	H	4	2	1	1	1	0	0	0	0	0	0	7	11	13.50	3.000
65 Nate Jones, R ERA: 2.24	(7, 1)	1.1	B	6	1	1	1	2	1	0	0	0	1	0	17	28	6.75	1.500
29 Jacob Turner, R ERA: 8.59	(9, 1)	0.1	L	2	1	1	0	0	0	0	0	0	0	0	3	5	0.00	3.000

PITCHER	IP	WLS	BF	H	R	ER	SO	BB	IBB	HBP	BLK	WP	HR	S	P	ERA	WHIP

BOTTOM

Chicago White Sox @ Cleveland Indians

Progressive Field, Cleveland, OH

Thu Aug 18 2016, 7:11 PM - 10:10 PM EDT

Att. 12,982 - Partly Cloudy - 79 F

livebaseballscorecards.com

AB	33
R	5
H	12
RBI	5
BB	1
SO	8
LOB	18

Batter	1	2	3	4	5	6	7	8	9	AB	R	H	RBI	BB	SO	LOB
29 Devon Travis, R (1, 4) OBP: 0.326, SLG: 0.470	C FF 92 X FF 91 0-1 ① G5-3		X SI 93 0-0 ① F9		C FF 93 B KC 76 F SI 92 C CH 86 1-3 ③ K			B SI 92 C CH 86 B CH 86 X FC 88 2-1 ② G2-3		4	0	0	0	0	1	1
21 Michael Saunders, L (1, 9) OBP: 0.350, SLG: 0.498	B KC 73 B KC 74 B FF 93 B FF 92 4-0 55 HR BB		C KC 76 B FF 93 C FF 91 B FC 89 B FC 88 F FF 95 X FF 95 3-2 ② ③ G5-6-3 1-2f			B FF 92 F CH 85 C CH 85 S FF 94 1-3 ① K		S FF 93 X KC 77 0-1 1B		3	1	1	0	1	1	1
10 Edwin Encarnación, R (1, 10) OBP: 0.354, SLG: 0.551	B SI 92 B FC 88 X FC 88 2-0 ② P3			B FF 92 C CH 85 F KC 76 B FF 94 S SI 93 2-3 ① K		C FF 94 B FC 90 C KC 78 B KC 80 X CH 86 2-2 ② G5-3		S CH 86 F FF 92 S KC 82 0-3 ③ K		4	0	0	0	0	2	2
55 Russell Martin, R (1, 2) OBP: 0.342, SLG: 0.402	X FF 92 0-0 1-H HR			F FC 90 B SI 93 S KC 76 C SI 96 1-3 ② K		C CH 86 B FF 95 X FC 89 1-1 1B			B CU 83 X CU 83 1-0 ① P6	4	1	2	2	0	1	0
7 B.J. Upton, R (1, 8) OBP: 0.296, SLG: 0.409	C FC 89 C FF 93 B FF 92 X KC 78 1-2 ③ G6-3			B FF 89 F FC 89 S FF 96 B KC 81 B FF 96 B SI 94 4-2 3 1B BB		B FF 93 C FC 88 C FF 94 D KC 79 C SI 93 2-3 ③ K			F SI 92 S CU 82 C SI 92 0-3 ② K	3	0	0	0	1	2	1
3 Ezequiel Carrera, L (1, 7) OBP: 0.339, SLG: 0.365		C FF 93 C FF 92 F FC 90 B KC 79 F FC 90 B SI 94 S SI 93 2-3 ① K		S SI 92 X FF 93 0-1 1-2 1B			F SI 91 L KC 74 B FC 90 C SI 92 1-3 ① K		F SI 91 B SI 91 B SI 92 S CU 84 B CU 84 C CU 82 3-3 ③ K	4	0	1	0	0	3	0
14 Justin Smoak, S (1, 3) OBP: 0.309, SLG: 0.399		C CH 86 F FF 92 C CH 88 0-3 ② K		C KC 76 F KC 77 D KC 80 S KC 81 1-3 ③ K			B CH 86 F CH 85 B KC 76 F FC 89 S FF 93 2-3 ② K			3	0	0	0	0	3	2
18 Darwin Barney, R (1, 5) OBP: 0.307, SLG: 0.353		X FC 89 0-0 ③ G1-3			C FC 88 X SI 91 0-1 ① G6-3		C FC 88 B SI 92 F CH 86 S SI 93 1-3 ③ K			3	0	0	0	0	1	0
17 Ryan Goins, L (1, 6) OBP: 0.213, SLG: 0.301			F FC 89 B FF 92 X CH 86 1-1 21 G5-6-3 1B		B SI 90 X FF 92 1-0 ② L8			C KC 73 B FF 91 F FC 88 B KC 79 F KC 77 S FF 93 2-3 ① K		3	0	1	0	0	1	0
Inning Stats	R: 2 E: 0 K: 0 S: 7 H: 1 LOB: 0 BB: 1 P: 14	R: 0 E: 0 K: 2 S: 9 H: 0 LOB: 0 BB: 0 P: 11	R: 0 E: 0 K: 0 S: 7 H: 1 LOB: 0 BB: 0 P: 11	R: 0 E: 0 K: 3 S: 13 H: 1 LOB: 2 BB: 1 P: 21	R: 0 E: 0 K: 1 S: 6 H: 0 LOB: 0 BB: 0 P: 8	R: 0 E: 0 K: 2 S: 11 H: 1 LOB: 1 BB: 0 P: 17	R: 0 E: 0 K: 3 S: 9 H: 0 LOB: 0 BB: 0 P: 13	R: 0 E: 0 K: 2 S: 11 H: 1 LOB: 1 BB: 0 P: 15	R: 0 E: 0 K: 2 S: 7 H: 0 LOB: 0 BB: 0 P: 11	1B: 4 2B: 0 3B: 0 HR: 1 SF: 0 SAC: 0 DP: 1 HBP: 0						

PITCHER		IP	WLS	BF	H	R	ER	SO	BB	IBB	HBP	BLK	WP	HR	S	P	ERA	WHIP
47 Trevor Bauer, R ERA: 3.88	(1, 1)	8.0		30	5	2	2	13	2	0	0	0	0	1	73	110	2.25	0.875
53 Jeff Manship, R ERA: 3.13	(9, 1)	1.0	W	3	0	0	0	2	0	0	0	0	0	0	7	11	0.00	0.000

PITCHER	IP	WLS	BF	H	R	ER	SO	BB	IBB	HBP	BLK	WP	HR	S	P	ERA	WHIP

TOP

Toronto Blue Jays @ Cleveland Indians

Progressive Field, Cleveland, OH

Fri Aug 19 2016, 7:11 PM - 9:37 PM EDT

Att. 30,665 - Clear - 83 F

livebaseballscorecards.com

AB	31
R	2
H	5
RBI	2
BB	2
SO	15
LOB	7

WP: 0 PB: 0 SB: 0 CS: 0 PA: 33

BOTTOM

Toronto Blue Jays @ Cleveland Indians

Progressive Field, Cleveland, OH

Fri Aug 19 2016, 7:11 PM - 9:37 PM EDT

Att. 30,665 - Clear - 83 F

livebaseballscorecards.com

Batter	1	2	3	4	5	6	7	8	9	AB	R	H	RBI	BB	SO	LOB
20 Rajai Davis, R (1, 8) (8, 7) OBP: 0.328, SLG: 0.420	C SI 92 B CH 84 X CH 83 1-1 22 G6-4-3 1B	B SI 94 C SI 93 F SI 93 S SL 85 1-3 ③ K	X SI 91 0-0 ① F8	L FF 92 B FF 93 X SL 79 1-1 ① F8	4	0	1	0	0	1	0
22 Jason Kipnis, L (1, 4) OBP: 0.353, SLG: 0.500	B SI 91 X SI 92 1-0 ① ② G6-4-3 1-2f	C SL 87 S SL 81 B SI 92 F SL 87 S SL 87 1-3 ① K	C SI 93 X SI 93 0-1 12 E 26 1B 1B	B FF 91 C SL 79 F CH 83 B FF 92 F SL 79 F FF 93 B FF 92 F FF 93 B FF 92 4-2 BB	3	1	1	0	1	1	1
12 Francisco Lindor, S (1, 6) OBP: 0.358, SLG: 0.454	B SI 92 X SI 94 1-0 1B	B SI 93 B SL 82 S CH 86 B SL 83 X SI 91 3-1 ② G6-3	B SI 92 F CH 85 F SI 92 F SL 86 B SI 92 F CH 85 B SL 84 F CH 85 S SL 82 3-3 ② K 1-3	B FF 91 C SL 78 F FF 91 D SL 80 X FF 92 2-2 ② F8	4	0	1	0	0	1	2
26 Mike Napoli, R (1, 10) OBP: 0.349, SLG: 0.518	C SI 92 B CH 85 S SL 84 X SL 82 1-2 ③ F8	F SI 93 C CH 86 F SI 94 B SI 94 B CH 86 B SL 86 F SI 93 X SL 85 3-2 ③ P3	F CH 86 D SL 87 F SI 93 B SI 92 X SL 86 2-2 41 BB 1B 3-H	C FF 92 B SL 80 B SL 80 X FF 92 2-1 ③ F7	4	0	1	1	0	0	2
41 Carlos Santana, S (1, 3) OBP: 0.341, SLG: 0.474	B SL 83 B SI 92 B SI 92 C SI 92 X CH 85 3-1 ① G6-3	C SI 91 B SI 92 B SL 84 B SI 92 F SI 91 B SI 93 4-2 11 FC6-4 BB	B SI 92 B SI 92 B SI 92 B CH 84 4-0 1-2 BB	C SL 89 C SI 96 F SL 85 B CH 82 B FF 96 X FF 96 2-2 ① P2	2	0	0	0	2	0	0
11 José Ramírez, S (1, 5) OBP: 0.367, SLG: 0.457	C SI 92 F SL 83 B SI 93 F SL 85 S CH 84 1-3 ② K	X CH 84 0-0 ① FC6-4 1-2f	B SI 91 C SL 83 B CH 84 F SI 92 B CH 84 S SL 82 3-3 ③ K	C FF 96 C FF 95 X CH 83 0-2 HR	4	1	1	1	0	2	3
6 Brandon Guyer, R (1, 7) OBP: 0.365, SLG: 0.427 72 Tyler Naquin, L (7, PH) OBP: 0.377, SLG: 0.603 (8, 8)	C SI 93 B SI 93 F SI 92 B CH 81 S CH 84 2-3 ③ K	C SI 92 H SL 85 1-1 55 FC6-4 HBP	F FF 93 B FF 93 B FF 94 F FF 94 S CH 84 2-3 ① K	F SI 97 F SI 97 B FF 95 F SL 85 X SL 84 1-2 IHR	1 2	0 1	0 1	0 1	0 0	1 1	0 0
35 Abraham Almonte, S (1, 9) OBP: 0.309, SLG: 0.443	S SI 92 X SI 92 0-1 ① G5-3	B CH 83 C SI 91 S CH 84 S SL 85 1-3 ② K	F FF 95 B CH 85 X FF 95 1-1 ② G4-3	3	0	0	0	0	1	2
55 Roberto Pérez, R (1, 2) OBP: 0.259, SLG: 0.147	X SI 91 0-0 ② L9	B CH 83 C SL 84 X SI 92 1-1 ③ FC6-4 1-2f	B FF 94 C FF 94 C SL 87 C FF 94 1-3 ③ K	3	0	0	0	0	1	2
Inning Stats	R: 0 H: 2 E: 0 LOB: 1 K: 0 BB: 0 S: 7 P: 11	R: 0 H: 0 E: 0 LOB: 0 K: 2 BB: 0 S: 9 P: 15	R: 0 H: 0 E: 0 LOB: 0 K: 1 BB: 0 S: 6 P: 7	R: 0 H: 0 E: 0 LOB: 0 K: 1 BB: 0 S: 11 P: 18	R: 0 H: 0 E: 1 LOB: 2 K: 1 BB: 1 S: 9 P: 16	R: 1 H: 2 E: 0 LOB: 2 K: 2 BB: 1 S: 15 P: 27	R: 0 H: 0 E: 0 LOB: 0 K: 2 BB: 0 S: 8 P: 12	R: 0 H: 0 E: 0 LOB: 1 K: 0 BB: 1 S: 12 P: 21	R: 2 H: 2 E: 0 LOB: 0 K: 0 BB: 0 S: 11 P: 14	1B: 4 SF: 0 2B: 0 SAC: 0 3B: 0 DP: 1 HR: 2 HBP: 1						WP: 0 PA: 34 PB: 0 SB: 0 CS: 0

	AB	30
	R	3
	H	6
	RBI	3
	BB	3
	SO	9
	LOB	12

PITCHER		IP	WLS	BF	H	R	ER	SO	BB	IBB	HBP	BLK	WP	HR	S	P	ERA	WHIP
45 Francisco Liriano, L ERA: 5.21	(1, 1)	6.0		24	4	1	0	7	2	0	1	0	0	0	57	94	0.00	1.000
53 Joaquín Benoit, R ERA: 3.78	(7, 1)	1.0	H	3	0	0	0	2	0	0	0	0	0	0	8	12	0.00	0.000
37 Jason Grilli, R ERA: 3.02	(8, 1)	1.0	H	4	0	0	0	0	1	0	0	0	0	0	12	21	0.00	1.000
54 Roberto Osuna, R ERA: 2.17	(9, 1)	0.1	L	3	2	2	2	0	0	0	0	0	0	1	11	14	54.00	6.000

PITCHER	IP	WLS	BF	H	R	ER	SO	BB	IBB	HBP	BLK	WP	HR	S	P	ERA	WHIP

Batter	1	2	3	4	5	6	7	8	9	AB	R	H	RBI	BB	SO	LOB
29 Devon Travis, R (1, 4) OBP: 0.331, SLG: 0.473	C FF 88 C CU 76 B CU 76 F FC 86 F FF 88 X FC 87 1-2 10 1B 1B	C FC 85 S FC 85 D CU 75 F FF 87 F CU 75 B FF 88 X FC 85 2-2 2-H 3-H 1B		B CU 75 X CH 82 1-0 ② G5-3		B FF 89 X SI 89 1-0 ② FC5-2 1-2 3-H		B FF 93 C SL 82 B SL 82 X FF 94 2-1 1B		5	0	3	2	0	0	2
3 Ezequiel Carrera, L (1, 7) OBP: 0.332, SLG: 0.356	C CU 75 ① 1 SAFE 1 SAFE B FF 88 1 SAFE F FC 86 1 SAFE F FF 88 1 SAFE 1-3 ① S FC 86 K	X FC 85 0-0 ③ G6-3		C FF 87 C FC 84 B FC 86 B SI 88 F FC 85 C FF 87 2-3 ③ K		B SI 90 F SI 90 X SI 90 1-1 ③ G3		B FF 92 B FF 92 B FF 93 C FF 93 F FF 93 F FF 94 C FF 94 3-3 ③ K		5	0	0	0	0	3	5
10 Edwin Encarnación, R (1, 3) OBP: 0.354, SLG: 0.556 14 Justin Smoak, S (9, 3) OBP: 0.309, SLG: 0.399	C FC 86 1 SAFE B FF 87 B FF 88 X FC 87 2-1 2 FC6-4 1-2 1B	F CU 75 F FF 87 S FF 88 0-3 ① K	C FF 86 X FF 86 0-1 HR		B FC 93 B FC 94 F FC 93 X FC 94 2-1 ① L9		S CU 82 B CU 84 S CU 83 B CU 83 X SI 91 2-2 ① G5-3		5 0	1 0	2 0	1 0	0 0	1 0	0 0
55 Russell Martin, R (1, 2) OBP: 0.343, SLG: 0.411	C FF 87 B FF 89 B FF 88 X FC 87 2-1 ② F6	C CH 82 B FC 84 B FC 86 X FC 84 2-1 HR	B FC 87 B FC 85 C FC 85 F CU 74 S FF 87 2-3 ① K		X SL 82 0-0 21 1B 1B		C SI 90 B CU 84 S CU 82 S CU 84 1-3 ② K		5	1	2	1	0	2	2
2 Troy Tulowitzki, R (1, 10) OBP: 0.322, SLG: 0.470	X FC 86 0-0 ③ FC6-4 1-2f	C SI 88 B FF 87 X FC 86 1-1 21 FC4-5-6 2B	B CU 74 B FF 87 B FC 84 B FC 85 4-0 21 G1-6-3 BB		C FC 95 S FC 94 S FC 94 0-3 ② K		C SI 91 B CU 83 B FF 91 X CU 82 2-1 ③ F7		4	0	1	0	1	1	3
21 Michael Saunders, L (1, 9) OBP: 0.349, SLG: 0.495		B CU 74 X FC 85 1-0 ① G4-3	F SI 86 F FC 84 B SI 87 B FC 84 X CH 80 2-2 ② FC4-5-6 7 HR 2-3		B CH 82 F CH 82 X SI 89 1-1 ②③ G1-6-3 1-2f		C FC 94 B FC 93 F FC 94 X FC 94 1-2 1-3 1B		4	1	1	0	0	0	2
7 B.J. Upton, R (1, 8) OBP: 0.296, SLG: 0.415		B FC 86 C CU 75 X FC 85 1-1 ② G6-3	X FC 84 0-0 1-H HR		M FF 90 B SL 82 X FF 90 1-1 ① G6-3	T FC 94 B FC 94 X FC 94 1-1 ③ G4-3			4	1	1	2	0	0	2
18 Darwin Barney, R (1, 5) OBP: 0.309, SLG: 0.355		B CU 76 S CH 84 B SI 87 X FC 84 2-1 17 2B 29 1B 1B	F FC 87 F CH 84 F FF 88 B FF 88 S CU 75 1-3 ③ K		C CU 76 F SI 90 B FF 90 B SI 90 B SI 92 X FF 89 3-2 17 1B 29 FC5-2 1B		C FF 94 B SL 80 B FF 94 B FF 95 S FF 94 2-3 ① K		4	1	2	0	0	2	0
17 Ryan Goins, L (1, 6) OBP: 0.219, SLG: 0.312		C FF 86 1 SAFE X FC 85 0-1 29 1B 1-3 2B	C CH 82 C FC 85 B FF 88 B CU 76 B CU 76 X FF 87 3-2 ① G4-3		X FF 88 0-0 29 FC5-2 1-3 1B		C FF 94 S FF 95 B FF 95 B SL 83 F SI 95 B FF 95 X FF 96 3-2 ② P5		4	1	2	0	0	0	0
Inning Stats	R: 0 E: 0 K: 1 S: 14 H: 2 LOB: 2 BB: 0 P: 20	R: 2 E: 0 K: 0 S: 13 H: 3 LOB: 1 BB: 0 P: 19	R: 3 E: 0 K: 2 S: 15 H: 3 LOB: 0 BB: 0 P: 21	R: 0 E: 0 K: 1 S: 8 H: 0 LOB: 0 BB: 0 P: 14	R: 1 E: 0 K: 1 S: 7 H: 1 LOB: 0 BB: 1 P: 14	R: 0 E: 0 K: 0 S: 9 H: 2 LOB: 2 BB: 0 P: 15	R: 0 E: 0 K: 1 S: 11 H: 2 LOB: 2 BB: 0 P: 15	R: 0 E: 0 K: 2 S: 13 H: 1 LOB: 1 BB: 0 P: 23	R: 0 E: 0 K: 1 S: 8 H: 0 LOB: 0 BB: 0 P: 13	1B: 9 2B: 2 3B: 0 HR: 3 SF: 0 SAC: 0 DP: 1 HBP: 0						

TOP

Toronto Blue Jays @ Cleveland Indians

Progressive Field, Cleveland, OH

Sat Aug 20 2016, 7:11 PM - 10:10 PM EDT

Att. 33,604 - Partly Cloudy - 85 F

livebaseballscorecards.com

AB	40
R	6
H	14
RBI	6
BB	1
SO	9
LOB	16

PITCHER		IP	WLS	BF	H	R	ER	SO	BB	IBB	HBP	BLK	WP	HR	S	P	ERA	WHIP
43 Josh Tomlin, R ERA: 4.39	(1, 1)	4.1	L	23	9	6	6	5	1	0	0	0	0	3	55	85	12.46	2.308
61 Dan Otero, R ERA: 1.39	(5, 1)	1.2		6	2	0	0	0	0	0	0	0	0	0	11	18	0.00	1.200
27 Bryan Shaw, R ERA: 3.46	(7, 1)	1.0		5	2	0	0	1	0	0	0	0	0	0	11	15	0.00	2.000
34 Zach McAllister, R ERA: 4.42	(8, 1)	1.0		4	1	0	0	2	0	0	0	0	0	0	13	23	0.00	1.000
53 Jeff Manship, R ERA: 3.03	(9, 1)	1.0		3	0	0	0	1	0	0	0	0	0	0	8	13	0.00	0.000

PITCHER	IP	WLS	BF	H	R	ER	SO	BB	IBB	HBP	BLK	WP	HR	S	P	ERA	WHIP

WP: 0 PB: 0 SB: 0 CS: 0 PA: 41

Batter	1	2	3	4	5	6	7	8	9	AB	R	H	RBI	BB	SO	LOB
41 Carlos Santana, S (1, 10) OBP: 0.340, SLG: 0.471	C SI 92 B FF 94 S CU 75 F SI 94 B CU 78 B CH 90 T FF 96 3-2 ① **K**			B FF 93 C SI 94 C FF 94 B CU 79 B FF 95 B SI 96 4-2 12 1B 22 E 26 SF8 **BB**	B FF 93 X FF 93 1-0 ① **G4-3**		C CH 83 B CH 85 X FF 94 1-1 ③ **G4-3**			3	1	0	0	1	1	0
22 Jason Kipnis, L (1, 4) OBP: 0.350, SLG: 0.496	C SI 95 B FF 88 B FF 88 B FF 95 S FF 95 S FF 95 3-3 ② **K**			B SI 94 B SI 93 F FF 95 X FF 94 2-1 FC4 26 SF8 12 1B 11 1B **1-2**	C FF 94 B CU 78 S FF 92 X SL 90 1-2 ② **G4-3**			C SL 78 F FF 91 B FF 92 B FF 91 S FF 92 2-3 ① **K**		4	1	0	0	0	2	1
12 Francisco Lindor, S (1, 6) OBP: 0.359, SLG: 0.454	B FF 96 C SI 96 B FF 96 C FF 95 C FF 96 2-3 ③ **K**			X SI 94 0-0 11 1B 8 HR **1-2** **2-3** **1B**	C FF 94 B CH 86 B SL 90 X FF 94 2-1 ③ **F8**			F FF 92 X FF 93 0-1 26 G4-6-3 **1B**		4	1	2	0	0	1	0
26 Mike Napoli, R (1, 3) OBP: 0.346, SLG: 0.514		B SI 93 B SI 94 X SI 94 2-0 ① **G6-3**		S FF 95 X SI 96 0-1 ① **SF8** **2-3** **3-H**	B FF 94 B FF 93 X SL 89 2-0 ① **P3**			C SL 80 B FF 92 B FF 91 X FF 92 2-1 ②③ **G4-6-3** **1-2f**		3	0	0	1	0	0	1
11 José Ramírez, S (1, 5) OBP: 0.366, SLG: 0.455		C FF 95 C SI 96 F FF 96 X FF 96 0-2 ② **G4-3**		F SI 95 F SI 94 B FF 96 F SI 94 X FF 95 1-2 8 HR **1-2** **3-H** **1B**	B SL 90 F FF 93 B CU 78 X SL 90 2-1 ② **G4-3**				F FF 96 B FF 94 C SI 96 F FF 96 F FC 90 F FF 94 X SL 87 1-2 ① **L7**	4	1	1	1	0	0	0
8 Lonnie Chisenhall, L (1, 9) OBP: 0.342, SLG: 0.472		S FF 96 S SI 96 T FF 95 0-2 ③ **K**		S FF 94 B FF 94 S CU 78 B FF 94 F SI 94 B CU 78 F SI 94 F FF 94 F SI 94 3-2 X FF 85 **1-H** **2-H** **HR**	C CH 85 B SL 90 X FF 93 1-1 **2B**				S FF 96 B FF 96 F FF 96 F FF 96 S FF 96 1-3 ② **K**	4	1	2	3	0	2	0
72 Tyler Naquin, L (1, 8) OBP: 0.371, SLG: 0.592			B FF 95 F SI 95 B CU 78 X SI 96 2-1 ① **G6-3**	F FF 95 F CH 88 B FF 93 B CU 78 F FF 95 C CU 78 2-3 ② **K**	F SL 89 C CU 80 F CU 81 F SL 91 S FF 94 0-3 ③ **K**				B FF 96 B FF 96 S FF 96 F FF 96 X FF 97 2-2 ③ **G5-3**	4	0	0	0	0	2	1
35 Abraham Almonte, S (1, 7) OBP: 0.309, SLG: 0.440			C FF 95 B CH 88 X SI 95 1-1 **E6** 38 G6-3	S FF 88 B CH 89 X SI 94 1-1 **1B**			X SI 94 0-0 ① **G3**			3	0	1	0	0	0	0
38 Chris Gimenez, R (1, 2) 20 Rajai Davis, R (7, PH) 55 Roberto Pérez, R (8, 2) OBP: 0.250, SLG: 0.316 OBP: 0.327, SLG: 0.419 OBP: 0.259, SLG: 0.147			C SI 95 X SI 95 0-1 ②③ **G6-3** **1-2f**	F SI 93 F SI 94 X FF 94 0-2 ③ **L6**			B FF 93 F FF 94 C SL 87 B SL 88 F CH 84 F CH 84 F FF 94 S FF 93 2-3 ② **K**			2 1 0	0 0 0	0 0 0	0 0 0	0 0 0	0 1 0	2 0 0
Inning Stats	R: 0 E: 0 K: 3 S: 10 H: 0 LOB: 0 BB: 0 P: 18	R: 0 E: 0 K: 1 S: 8 H: 0 LOB: 0 BB: 0 P: 10	R: 0 E: 1 K: 0 S: 6 H: 0 LOB: 0 BB: 0 P: 9	R: 5 E: 1 K: 1 S: 27 H: 4 LOB: 1 BB: 1 P: 40	R: 0 E: 0 K: 0 S: 6 H: 0 LOB: 0 BB: 0 P: 10	R: 0 E: 0 K: 1 S: 10 H: 1 LOB: 1 BB: 0 P: 15	R: 0 E: 0 K: 1 S: 9 H: 0 LOB: 0 BB: 0 P: 12	R: 0 E: 0 K: 1 S: 7 H: 1 LOB: 0 BB: 0 P: 11	R: 0 E: 0 K: 1 S: 13 H: 0 LOB: 0 BB: 0 P: 17	1B: 4 2B: 1 3B: 0 HR: 1	SF: 1 SAC: 0 DP: 2 HBP: 0			WP: 0 PB: 0 SB: 0 CS: 0	PA: 34		

PITCHER	IP	WLS	BF	H	R	ER	SO	BB	IBB	HBP	BLK	WP	HR	S	P	ERA	WHIP
41 Aaron Sanchez, R (1, 1) ERA: 2.99	4.0		18	4	5	4	5	1	0	0	0	0	1	51	77	9.00	1.250
31 Joe Biagini, R (5, 1) ERA: 1.97	2.0	W	7	1	0	0	1	0	0	0	0	0	0	16	25	0.00	0.500
53 Joaquín Benoit, R (7, 1) ERA: 3.67	1.0	H	3	0	0	0	1	0	0	0	0	0	0	9	12	0.00	0.000
37 Jason Grilli, R (8, 1) ERA: 2.96	1.0	H	3	1	0	0	1	0	0	0	0	0	0	7	11	0.00	1.000
54 Roberto Osuna, R (9, 1) ERA: 2.13	1.0	S	3	0	0	0	1	0	0	0	0	0	0	13	17	0.00	0.000

PITCHER	IP	WLS	BF	H	R	ER	SO	BB	IBB	HBP	BLK	WP	HR	S	P	ERA	WHIP

BOTTOM

Toronto Blue Jays @ Cleveland Indians

Progressive Field, Cleveland, OH

Sat Aug 20 2016, 7:11 PM - 10:10 PM EDT

Att. 33,604 - Partly Cloudy - 85 F

livebaseballscorecards.com

AB	32
R	5
H	6
RBI	5
BB	1
SO	9
LOB	5

Batter	1	2	3	4	5	6	7	8	9	AB	R	H	RBI	BB	SO	LOB
29 Devon Travis, R (1, 4) OBP: 0.332, SLG: 0.475	C FF 90 F CU 82 B SI 92 S CU 84 1-3 ① K		S CU 83 X SI 92 0-1 ② 20 1B 1-2 2B		B SI 92 S SL 90 X CU 84 1-1 ③ FC6-4 1-2f		S SL 91 1 SAFE B SL 85 X SI 93 1-1 20 BB 1-2 1B		C KC 84 S FF 94 F FF 94 B KC 85 F SF 95 F KC 85 F FF 94 F FF 94 S KC 85 1-3 ② K2-3	5	1	2	0	0	2	1
20 Josh Donaldson, R (1, 5) OBP: 0.401, SLG: 0.554	C CU 84 B SI 94 F SI 93 B FF 94 B CU 86 X SL 90 3-2 ② L7		B SL 90 F SL 91 S CU 85 D CU 84 D CU 85 F SI 94 F CU 86 X SL 90 3-2 10 FC6-4 2-H 1B			C SI 92 S FF 93 S CU 84 0-3 ① K	B SI 93 B SL 91 B SL 86 B SL 90 4-0 1-2 2-3 BB		B KC 84 B FF 94 S KC 84 C KC 84 B FF 94 F KC 84 B FF 95 4-2 10 BB	3	0	1	1	2	1	0
10 Edwin Encarnación, R (1, 3) OBP: 0.355, SLG: 0.555	C CU 82 B CU 84 C SI 94 B CU 85 X CU 84 2-2 ③ L7		C SL 90 C SI 94 F SI 93 X SL 85 0-2 ③ FC6-4 1-2f			B CU 82 B CU 83 X CU 84 2-0 2B	C SL 85 B FF 95 C SL 84 C FF 94 1-3 ③ K		D FF 95 B KC 84 B FF 94 C FF 94 D KC 84 4-1 1-2 BB	4	0	1	0	1	1	4
55 Russell Martin, R (1, 2) OBP: 0.338, SLG: 0.405		X SL 90 0-0 ① P5		S CU 82 B FF 92 B CU 84 C CU 83 C SI 93 2-3 ① K		F SI 92 S CU 84 D CU 84 D CU 84 S CU 85 2-3 ② K		F SL 84 S SL 85 B SL 84 C FF 94 1-3 ① K	C KC 84 F KC 84 B FF 94 B KC 84 B FF 94 X FF 94 3-2 ③ L9	5	0	0	0	0	3	3
2 Troy Tulowitzki, R (1, 10) OBP: 0.324, SLG: 0.469		B SI 92 C SI 92 B FF 91 S CU 85 C SI 93 2-3 ② K		S SL 90 C SI 93 S CU 85 0-3 ② K		B SI 93 B SL 90 B CU 84 C SL 89 B FF 93 4-1 BB		X FF 95 0-0 21 BB		3	0	1	0	1	2	0
21 Michael Saunders, L (1, 9) OBP: 0.348, SLG: 0.491		C SI 94 F FF 93 C SI 93 0-3 ③ K		X SI 94 0-0 ③ G4-3		X FF 93 0-0 ③ L7		B CH 88 B FF 94 F FF 94 B FF 94 F FF 94 F SI 94 B FF 95 4-2 1-2 BB		3	0	0	0	1	1	2
7 B.J. Upton, R (1, 8) OBP: 0.296, SLG: 0.421			C SI 91 X FF 91 0-1 HR		C CU 82 S CU 82 C SI 92 0-3 ① K		B CU 81 S CU 82 B SI 92 S CU 84 X SI 93 2-2 ① G4-3	S SL 86 F FF 95 S FF 95 0-3 ② K		4	1	1	1	0	2	2
3 Ezequiel Carrera, L (1, 7) OBP: 0.326, SLG: 0.349			S CU 82 M CU 82 F SI 93 B FF 93 B CU 84 F SL 90 X CU 84 2-2 ① P4		S FF 91 X FF 93 0-1 ② G1-3		B SL 88 X SL 90 1-0 ② B3-4	S FF 94 B FF 94 B FF 93 X FF 94 2-1 ③ P6		4	0	0	0	0	0	2
17 Ryan Goins, L (1, 6) OBP: 0.231, SLG: 0.314			B SI 93 B CH 87 B SL 90 C SI 93 B FF 92 4-1 29 CS BB		B SI 93 B CU 83 C FF 93 C SI 93 F CU 84 X SL 91 2-2 29 FC6-4 1B		C SL 91 C CU 83 B SL 90 F SI 94 B CU 84 B CU 84 B SL 91 4-2 20 BB 29 1B BB		C FF 94 F FF 94 C FF 95 0-3 ① K	2	0	1	0	2	1	0
Inning Stats	R: 0 E: 0 K: 1 S: 9 H: 0 LOB: 0 BB: 0 P: 15	R: 0 E: 0 K: 2 S: 7 H: 0 LOB: 0 BB: 0 P: 9	R: 2 E: 0 K: 0 S: 19 H: 3 LOB: 1 BB: 1 P: 28	R: 0 E: 0 K: 2 S: 7 H: 0 LOB: 0 BB: 0 P: 9	R: 0 E: 0 K: 1 S: 11 H: 1 LOB: 1 BB: 0 P: 14	R: 0 E: 0 K: 2 S: 9 H: 1 LOB: 2 BB: 1 P: 17	R: 0 E: 0 K: 1 S: 12 H: 1 LOB: 3 BB: 2 P: 25	R: 0 E: 0 K: 2 S: 12 H: 1 LOB: 2 BB: 1 P: 19	R: 0 E: 0 K: 2 S: 18 H: 0 LOB: 2 BB: 2 P: 30	1B: 4 2B: 2 3B: 0 HR: 1 SF: 0 SAC: 0 DP: 0 HBP: 0						

PITCHER		IP	WLS	BF	H	R	ER	SO	BB	IBB	HBP	BLK	WP	HR	S	P	ERA	WHIP
28 Corey Kluber, R ERA: 3.13	(1, 1)	6.2		29	6	2	2	8	4	0	0	0	0	1	71	113	2.70	1.500
73 Mike Clevinger, R ERA: 5.12	(7, 1)	1.1	W	6	1	0	0	3	1	0	0	0	0	0	15	23	0.00	1.500
37 Cody Allen, R ERA: 3.1	(9, 1)	1.0	S	5	0	0	0	2	2	0	0	0	0	0	18	30	0.00	2.000

PITCHER	IP	WLS	BF	H	R	ER	SO	BB	IBB	HBP	BLK	WP	HR	S	P	ERA	WHIP

TOP

Toronto Blue Jays @ Cleveland Indians

Progressive Field, Cleveland, OH

Sun Aug 21 2016, 1:12 PM - 4:04 PM EDT

Att. 26,696 - Partly Cloudy - 75 F

livebaseballscorecards.com

AB	33
R	2
H	7
RBI	2
BB	7
SO	13
LOB	14

1B: 4	SF: 0	WP: 0	PA: 40
2B: 2	SAC: 0	PB: 0	
3B: 0	DP: 0	SB: 0	
HR: 1	HBP: 0	CS: 1	

Batter	1	2	3	4	5	6	7	8	9	AB	R	H	RBI	BB	SO	LOB
41 Carlos Santana, S (1, 3) OBP: 0.342, SLG: 0.471	C SI 93 S FC 90 B FC 87 F SV 81 F SI 93 X FC 91 1-2 12 G4-3 1B		C SI 93 C SI 93 B FC 90 C FF 94 1-3 K ①			C SV 84 X FC 90 0-1 22 1B 12 1B 1B		S SI 92 X SI 93 0-1 G3 ①		4	1	2	0	0	1	1
22 Jason Kipnis, L (1, 10) OBP: 0.349, SLG: 0.494	B SI 93 X FC 89 1-0 L9 ①		B SI 92 B SV 85 X SI 93 2-0 G4-6-3 ② ③ 1-2f			C SI 93 B SI 92 D FC 88 F FC 91 F FF 94 X FC 91 2-2 11 G6-3 12 1B 1-2 1B		C FF 93 X CU 85 0-1 L9 ②		4	0	1	0	0	0	2
12 Francisco Lindor, S (1, 6) OBP: 0.361, SLG: 0.455	B SI 94 X SI 94 1-0 G4-3 ② 1-2			B FF 94 X FC 90 1-0 G3 ①		X SI 94 0-0 11 G6-3 1-2 2-H 1B		C CU 85 S CU 84 X CU 86 0-2 11 HR 1B		4	1	2	1	0	0	1
11 José Ramírez, S (1, 5) OBP: 0.365, SLG: 0.461	F SI 93 B FC 90 F FC 89 F SI 94 F FC 86 F FC 91 S SV 84 1-3 K ③			C SV 83 F FC 91 B FC 91 S FC 87 1-3 K 8 PB		F FC 90 F FF 94 X SV 82 0-2 G6-3 ① ② 1-2f 2-3		X CH 86 0-0 1-H HR		4	1	1	2	0	2	3
8 Lonnie Chisenhall, L (1, 9) OBP: 0.340, SLG: 0.469		B SI 94 X SI 94 1-0 35 G6-4-3 1B		F FC 91 B FF 94 C FC 91 F FF 93 S FC 89 1-3 K ② 1-2		F FC 90 B FF 94 F FF 94 S FC 86 1-3 K ③		B FF 89 C CU 84 S FF 93 B CU 85 F CU 85 F FF 93 S FF 92 2-3 K ③		4	0	1	0	0	3	2
35 Abraham Almonte, S (1, 7) OBP: 0.300, SLG: 0.426		C SI 93 B SI 93 X FC 90 1-1 G6-4-3 ① ② 1-2f		B SI 93 C FC 89 F FC 91 S FC 91 1-3 K ③			B FC 90 S SI 92 F SI 92 B FC 87 F SI 92 S SV 82 2-3 K ①			3	0	0	0	0	2	2
72 Tyler Naquin, L (1, 8) OBP: 0.371, SLG: 0.589		B SV 84 F FC 91 S FF 94 X FC 86 1-2 1B			C FF 93 X FC 91 0-1 B1-3 ①		F SI 92 B SI 92 B FC 90 X FC 92 2-1 L8 ②			3	0	1	0	0	0	0
55 Roberto Pérez, R (1, 2) OBP: 0.253, SLG: 0.143 20 Rajai Davis, R (7, PH) OBP: 0.329, SLG: 0.421 38 Chris Gimenez, R (8, 2) OBP: 0.250, SLG: 0.316		B SI 93 X SI 93 1-0 G4-3 ③			C FC 90 B SI 92 B FC 91 F SI 93 S FF 94 2-3 K ②		F FC 90 B SI 93 S FF 93 B FC 88 X FC 88 2-2 1B			2 1 0	0 0 0	0 1 0	0 0 0	0 0 0	1 0 0	1 0 0
1 Michael Martinez, S (1, 4) OBP: 0.282, SLG: 0.333			B FC 90 B SI 91 B SI 92 B SI 91 4-0 22 G4-6-3 BB		C FF 94 C FC 91 B FC 88 F FF 92 C FC 89 1-3 K ③		X SI 92 0-0 G4-3 ③			2	0	0	0	1	1	1
Inning Stats	R: 0 E: 0 K: 1 S: 13 H: 1 LOB: 1 BB: 0 P: 17	R: 0 E: 0 K: 0 S: 7 H: 2 LOB: 1 BB: 0 P: 11	R: 0 E: 0 K: 1 S: 4 H: 0 LOB: 0 BB: 1 P: 11	R: 0 E: 0 K: 3 S: 11 H: 0 LOB: 1 BB: 0 P: 15	R: 0 E: 0 K: 2 S: 9 H: 0 LOB: 0 BB: 0 P: 12	R: 1 E: 0 K: 1 S: 13 H: 3 LOB: 1 BB: 0 P: 16	R: 0 E: 0 K: 1 S: 10 H: 1 LOB: 1 BB: 0 P: 16	R: 2 E: 0 K: 1 S: 13 H: 2 LOB: 0 BB: 0 P: 15		1B: 8 2B: 0 3B: 0 HR: 1 SF: 0 SAC: 0 DP: 3 HBP: 0						

PITCHER		IP	WLS	BF	H	R	ER	SO	BB	IBB	HBP	BLK	WP	HR	S	P	ERA	WHIP
6 Marcus Stroman, R ERA: 4.47	(1, 1)	7.1		28	7	1	1	9	1	0	0	0	1	0	69	100	1.23	1.091
27 Brett Cecil, L ERA: 5.13	(8, 1)	0.2	L	4	2	2	2	1	0	0	0	0	0	1	11	13	27.00	3.000

PITCHER	IP	WLS	BF	H	R	ER	SO	BB	IBB	HBP	BLK	WP	HR	S	P	ERA	WHIP

BOTTOM

Toronto Blue Jays @ Cleveland Indians

Progressive Field, Cleveland, OH

Sun Aug 21 2016, 1:12 PM - 4:04 PM EDT

Att. 26,696 - Partly Cloudy - 75 F

livebaseballscorecards.com

AB	31
R	3
H	9
RBI	3
BB	1
SO	10
LOB	13

Cleveland Indians @ Oakland Athletics

Oakland Coliseum, Oakland, CA

Mon Aug 22 2016, 7:08 PM - 9:36 PM PDT

Att. 10,114 - Cloudy - 58 F

livebaseballscorecards.com

TOP

Batter	1	2	3	4	5	6	7	8	9	AB	R	H	RBI	BB	SO	LOB
41 Carlos Santana, S (1, 3) OBP: 0.343, SLG: 0.477	C SI 91 B SI 91 B SI 92 F SL 84 B SI 82 X SI 91 3-2 ① F9			C SL 82 B CH 83 B CH 82 B SI 91 X SI 90 3-1 ① G4-3		B CH 83 B SI 91 F SI 89 B SI 91 C SI 90 B SL 84 4-2 22 2B BB		C FF 91 B SL 83 X FF 90 1-1 HR		3	1	1	1	1	0	0
22 Jason Kipnis, L (1, 4) OBP: 0.349, SLG: 0.494	C SI 92 F SI 91 C SI 91 0-3 ② K			C SI 92 C SL 82 B SI 90 S CU 75 1-3 ② K		X SI 90 0-0 1-3 2B		C CH 84 B CH 84 B FF 90 X FF 90 2-1 ② F8		4	0	1	0	0	2	0
12 Francisco Lindor, S (1, 6) OBP: 0.360, SLG: 0.453	C SI 92 S CH 85 X CU 77 0-2 ③ G4-3			B CH 83 X SI 90 1-0 ③ G6-3		F SL 84 B SL 82 F SI 90 B SI 90 X CU 77 2-2 ③ L9		B SL 82 F FF 91 B CH 84 F CH 84 X FF 91 2-2 1B		4	0	1	0	0	0	2
26 Mike Napoli, R (1, 10) OBP: 0.345, SLG: 0.512		C SI 91 F SI 90 S CU 77 0-3 ① K			B SL 84 B SL 83 F SI 90 B SI 90 X SI 90 3-1 ① L7		C SL 88 F SL 87 B SL 88 X SL 86 1-2 8 2B 1B	D SL 84 1 SAFE S FF 90 B FF 90 1 SAFE B SL 83 F FF 90 F SL 84 S FF 90 3-3 ③ K		4	0	1	0	0	2	1
11 José Ramírez, S (1, 5) OBP: 0.361, SLG: 0.456		B SI 90 F SI 91 F CH 84 B SI 91 F SI 90 B SL 84 X SI 86 3-2 ② G4-3			B SL 84 S SI 91 B SI 90 F SI 90 X SL 86 2-2 ② F7		C SI 94 F SI 95 X FF 95 0-2 ① P2		C CH 79 X CH 80 0-1 ① G5-3	4	0	0	0	0	0	1
8 Lonnie Chisenhall, L (1, 9) OBP: 0.342, SLG: 0.472		C SI 92 F SL 84 B CU 77 F SI 92 B CU 79 B SI 92 X SL 85 3-2 ③ F8			B CH 83 X SI 91 1-0 1B		F SI 94 1 SAFE F SI 95 F SI 95 F SI 95 X SL 88 0-2 1-3 2B		X FF 93 0-0 ② G4-3	4	0	2	0	0	0	0
72 Tyler Naquin, L (1, 8) OBP: 0.369, SLG: 0.584			C SI 89 X SI 89 0-1 55 CS 1B		C SI 92 B SI 90 C SI 90 1 SAFE B CU 78 1 SAFE S SI 91 2-3 ③ K		B FF 95 F FF 96 S FF 95 S SI 95 1-3 ② K		B FF 94 S FF 93 B FF 93 S CH 84 B FF 94 X FF 93 3-2 ③ G3	4	0	1	0	0	2	3
35 Abraham Almonte, S (1, 7) OBP: 0.291, SLG: 0.412			B SI 90 1 SAFE 1 SAFE C SL 85 B SI 90 S CH 84 X SI 91 2-2 ① F7			B CH 81 S SI 89 X SL 81 1-1 ① L7	F FF 94 B FF 95 C SI 95 S FF 95 1-3 ③ K			3	0	0	0	0	1	3
55 Roberto Pérez, R (1, 2) OBP: 0.244, SLG: 0.137			S SI 90 B SI 91 S SL 86 B CU 78 S SL 84 2-3 ② ③ K 1-2			B SI 90 S SI 90 C SI 91 B SL 84 C SI 92 2-3 ② K		B SL 83 C FF 90 F FF 90 B FF 91 B SL 82 X FF 91 3-2 ① F7		3	0	0	0	0	2	1

Inning Stats	1	2	3	4	5	6	7	8	9
	R: 0 E: 0 K: 1 S: 9	R: 0 E: 0 K: 1 S: 11	R: 0 E: 0 K: 1 S: 8	R: 0 E: 0 K: 1 S: 6	R: 0 E: 0 K: 1 S: 9	R: 0 E: 0 K: 1 S: 11	R: 0 E: 0 K: 2 S: 17	R: 1 E: 0 K: 1 S: 14	R: 0 E: 0 K: 0 S: 6
	H: 0 LOB: 0 BB: 0 P: 12	H: 0 LOB: 0 BB: 0 P: 17	H: 1 LOB: 0 BB: 0 P: 12	H: 0 LOB: 0 BB: 0 P: 11	H: 1 LOB: 1 BB: 0 P: 17	H: 1 LOB: 2 BB: 1 P: 20	H: 2 LOB: 2 BB: 0 P: 20	H: 2 LOB: 1 BB: 0 P: 25	H: 0 LOB: 0 BB: 0 P: 9

	AB	33
	R	1
	H	7
	RBI	1
	BB	1
	SO	9
	LOB	11

1B: 4 SF: 0 WP: 0 PA: 34
2B: 2 SAC: 0 PB: 0
3B: 0 DP: 0 SB: 0
HR: 1 HBP: 0 CS: 1

PITCHER		IP	WLS	BF	H	R	ER	SO	BB	IBB	HBP	BLK	WP	HR	S	P	ERA	WHIP
60 Andrew Triggs, R ERA: 4.38	(1, 1)	6.0		21	3	0	0	6	1	0	0	0	0	0	54	89	0.00	0.667
31 Liam Hendriks, R ERA: 4.04	(7, 1)	1.0		5	2	0	0	2	0	0	0	0	0	0	17	20	0.00	2.000
66 Ryan Dull, R ERA: 2.34	(8, 1)	1.0	L	5	2	1	1	1	0	0	0	0	0	1	14	25	9.00	2.000
44 Ryan Madson, R ERA: 3.31	(9, 1)	1.0		3	0	0	0	0	0	0	0	0	0	0	6	9	0.00	0.000

PITCHER	IP	WLS	BF	H	R	ER	SO	BB	IBB	HBP	BLK	WP	HR	S	P	ERA	WHIP

Cleveland Indians @ Oakland Athletics

Oakland Coliseum, Oakland, CA

Mon Aug 22 2016, 7:08 PM - 9:36 PM PDT

Att. 10,114 - Cloudy - 58 F

BOTTOM

livebaseballscorecards.com

Batter	1	2	3	4	5	6	7	8	9	AB	R	H	RBI	BB	SO	LOB
4 Coco Crisp, S (1, 10) OBP: 0.301, SLG: 0.406	B FF 93 B FF 94 F FF 94 C FF 96 X FF 96 2-2 ① L7		C SI 95 B CH 89 X CH 90 1-1 ③ G5-3			X CH 89 0-0 ② 2B		B SI 95 B SI 94 X SI 94 2-0 ③ F8		4	0	1	0	0	0	0
5 Jake Smolinski, R (1, 8) OBP: 0.341, SLG: 0.423	C FF 96 C SL 86 S SL 88 0-3 ② K			F FF 95 S SL 87 B CU 86 S SL 86 1-3 ① K		B SL 87 B FF 95 B CH 87 C FF 95 X FF 95 3-1 21 E 1B			C FF 93 C FF 95 S SL 85 0-3 ① K	4	0	1	0	0	3	0
21 Stephen Vogt, L (1, 2) OBP: 0.311, SLG: 0.424 26 Danny Valencia, R (9, PH) OBP: 0.351, SLG: 0.476	X FF 96 0-0 ③ F7			C FF 96 S SL 86 S SL 88 0-3 ② K		B SI 95 1 SAFE C SI 94 F CH 88 1 SAFE B SI 96 X SL 89 2-2 E4 1-2			C FF 95 S SL 87 F FF 96 C SL 85 0-3 ② K	3 1	0 0	0 0	0 0	0 0	1 1	1 0
2 Khris Davis, R (1, 7) OBP: 0.296, SLG: 0.521		B FF 95 B CH 88 S SL 87 S FF 95 B SL 89 C SL 88 3-3 ① K		C SL 86 S FF 96 B FF 95 B SL 88 C FF 96 2-3 ③ K		F FF 95 F FF 95 B CH 89 S SL 87 1-3 ③ K			S SL 85 C FF 97 B FF 96 B SL 87 F SL 86 S SL 86 2-3 ③ K	4	0	0	0	0	4	2
17 Yonder Alonso, L (1, 3) OBP: 0.310, SLG: 0.363		B SI 95 S SI 95 X SI 96 1-1 ② F8			C CU 83 B SI 94 X SI 94 1-1 ① G1-3		X SI 92 0-0 ① L6			3	0	0	0	0	0	0
48 Ryon Healy, R (1, 5) OBP: 0.289, SLG: 0.452		C FF 95 S CU 84 X SL 87 0-2 1B			F FF 96 X SI 94 0-1 1B		C FF 94 S FF 95 C SI 95 0-3 ② K			3	0	2	0	0	1	0
39 Brett Eibner, R (1, 9) OBP: 0.274, SLG: 0.413		C FF 96 B FF 96 F FF 96 B FF 96 X SL 85 2-2 ③ G1-3			X FF 95 0-0 ② F9		S SL 87 S SL 86 B SL 89 B FF 95 F CU 85 F SL 87 X SI 95 2-2 ③ G6-3			3	0	0	0	0	0	2
12 Max Muncy, L (1, 4) OBP: 0.290, SLG: 0.293			C SI 93 S CH 88 B CH 91 B CU 84 X SI 95 2-2 ① L7		C SI 94 B CH 88 B SI 94 S CH 87 B SL 88 F SL 88 C SL 88 3-3 ③ K			C SI 92 X SI 92 0-1 ① G5-3		3	0	0	0	0	1	1
18 Chad Pinder, R (1, 6) OBP: 0.091, SLG: 0.091			X FF 96 0-0 ② G6-3			C FF 93 C FF 95 B SL 88 X SL 86 1-2 ① G5-3		S SL 87 S FF 94 B SL 88 C FF 94 1-3 ② K		3	0	0	0	0	1	0
Inning Stats	R: 0 E: 0 K: 1 S: 7 H: 0 LOB: 0 BB: 0 P: 9	R: 0 E: 0 K: 1 S: 11 H: 1 LOB: 1 BB: 0 P: 17	R: 0 E: 0 K: 0 S: 6 H: 0 LOB: 0 BB: 0 P: 9	R: 0 E: 0 K: 3 S: 9 H: 0 LOB: 0 BB: 0 P: 12	R: 0 E: 0 K: 1 S: 9 H: 1 LOB: 1 BB: 0 P: 13	R: 0 E: 1 K: 1 S: 12 H: 2 LOB: 2 BB: 0 P: 19	R: 0 E: 0 K: 1 S: 9 H: 0 LOB: 0 BB: 0 P: 11	R: 0 E: 0 K: 1 S: 6 H: 0 LOB: 0 BB: 0 P: 9	R: 0 E: 0 K: 3 S: 11 H: 0 LOB: 0 BB: 0 P: 13	1B: 3 2B: 1 3B: 0 HR: 0 SF: 0 SAC: 0 DP: 0 HBP: 0						

	AB	31
	R	0
	H	4
	RBI	0
	BB	0
	SO	12
	LOB	6

WP: 0 PA: 31
PB: 0
SB: 0
CS: 0

PITCHER		IP	WLS	BF	H	R	ER	SO	BB	IBB	HBP	BLK	WP	HR	S	P	ERA	WHIP
59 Carlos Carrasco, R ERA: 3.12	(1, 1)	8.0	W	28	4	0	0	9	0	0	0	0	0	0	69	99	0.00	0.500
24 Andrew Miller, L ERA: 1.45	(9, 1)	1.0	S	3	0	0	0	3	0	0	0	0	0	0	11	13	0.00	0.000

PITCHER	IP	WLS	BF	H	R	ER	SO	BB	IBB	HBP	BLK	WP	HR	S	P	ERA	WHIP

Cleveland Indians @ Oakland Athletics

Oakland Coliseum, Oakland, CA

Tue Aug 23 2016, 7:07 PM - 9:50 PM PDT

Att. 13,141 - Partly Cloudy - 60 F

livebaseballscorecards.com

TOP

Batter	1	2	3	4	5	6	7	8	9	AB	R	H	RBI	BB	SO	LOB
20 Rajai Davis, R (1, 8) OBP: 0.326, SLG: 0.416 55 Roberto Pérez, R (8, 2) OBP: 0.244, SLG: 0.137	C FF 90 S CH 84 B FF 92 X CH 84 1-2 F9		F FF 92 F FF 94 F CH 84 C FF 92 0-3 K			B CH 84 C CH 84 F FF 92 S CH 84 1-3 K		B SL 88 D SL 90 S FF 95 X FF 96 2-1 FC4-6 1-2f		4 0	0 0	0 0	0 0	0 0	2 0	2 0
22 Jason Kipnis, L (1, 4) OBP: 0.346, SLG: 0.489	F FF 92 B SL 81 B FF 92 F FF 91 X SL 82 2-2 G3			B SL 80 B SL 80 C FF 91 S FF 91 S CH 83 2-3 K2-3		S FF 91 F SL 82 F FF 93 B FF 94 X CH 84 1-2 G4-3			C FF 87 B CH 76 S CH 76 B CU 75 B CH 77 C FF 87 3-3 K	4	0	0	0	0	2	0
12 Francisco Lindor, S (1, 6) OBP: 0.357, SLG: 0.449	B FF 91 X CH 83 1-0 L7			C FF 92 C FF 93 B CH 86 X CH 86 1-2 G6-3		C FF 92 F CH 85 S FF 93 0-3 K			B FF 88 B FF 85 F FF 87 B FF 87 F FF 87 X FF 87 3-2 G4-3	4	0	0	0	0	1	0
26 Mike Napoli, R (1, 10) OBP: 0.345, SLG: 0.509		B FF 89 C CH 84 S FF 91 F FF 93 B CH 85 S CH 85 2-3 K		C FF 92 B FF 93 X CH 85 1-1 1B			B FF 91 B CH 82 C FF 92 S CH 82 F FF 94 S CH 83 2-3 K		C FF 89 C CU 78 B CU 78 B FF 87 B CH 77 X FF 88 3-2 G5-3	4	0	1	0	0	2	0
41 Carlos Santana, S (1, 3) OBP: 0.341, SLG: 0.473		C CH 82 F FF 93 X FF 93 0-2 P6			B CH 84 B FF 91 X FF 91 2-0 P5		C FF 91 F CH 83 S CH 83 0-3 K			3	0	0	0	0	1	0
11 José Ramírez, S (1, 5) OBP: 0.359, SLG: 0.453		B FF 91 C CH 84 C FF 92 F CH 85 B FF 91 S CH 86 2-3 K			F FF 92 B FF 92 S CH 84 B FF 92 F CH 84 X FF 92 2-2 F8		C FF 92 B FF 91 F FF 91 B CH 84 X CH 84 2-2 G5-3			3	0	0	0	0	1	0
6 Brandon Guyer, R (1, 7) OBP: 0.370, SLG: 0.434 8 Lonnie Chisenhall, L (8, PH) OBP: 0.341, SLG: 0.471 (8, 9)			F FF 90 B FF 92 F CH 84 F FF 92 F FF 94 B CH 85 F CH 85 F FF 92 B FF 93 4-2 B FF 93 35 G6-3 BB		X FF 91 0-0 2B			B FF 97 C FF 96 B FF 96 B FF 98 T FF 97 X FF 97 3-2 L8		1 1	0 0	1 0	0 0	1 0	0 0	0 0
35 Abraham Almonte, S (1, 9) OBP: 0.292, SLG: 0.410 (8, 7)			C FF 92 B CH 86 X FF 94 1-1 G6-3 1-2f		C CH 83 F FF 92 B CH 84 X CH 84 1-2 G5-3			F FF 97 B FF 96 C FF 97 F FF 97 F FF 97 B SL 93 F FF 96 F FF 97 B SL 92 3-2 X FF 97 20 FC4-6 1B		3	0	1	0	0	0	2
38 Chris Gimenez, R (1, 2) OBP: 0.262, SLG: 0.347 72 Tyler Naquin, L (8, PH) OBP: 0.368, SLG: 0.581 (8, 8)			B SL 80 C FF 91 B CH 86 F FF 91 B FF 92 B CH 84 4-2 BB			C FF 90 B CH 84 X FF 91 1-1 HR		C FF 96 S FF 96 B FF 96 F FF 96 F SL 92 1 SAFE F SL 92 B CU 79 S FF 95 2-3 K		1 1	1 0	1 0	1 0	1 0	0 1	0 1
Inning Stats	R: 0 E: 0 K: 0 S: 7 H: 0 LOB: 0 BB: 0 P: 11	R: 0 E: 0 K: 2 S: 11 H: 0 LOB: 0 BB: 0 P: 15	R: 0 E: 0 K: 1 S: 14 H: 0 LOB: 2 BB: 2 P: 23	R: 0 E: 0 K: 1 S: 8 H: 1 LOB: 1 BB: 0 P: 12	R: 0 E: 0 K: 0 S: 9 H: 1 LOB: 1 BB: 0 P: 14	R: 1 E: 0 K: 2 S: 12 H: 1 LOB: 0 BB: 0 P: 15	R: 0 E: 0 K: 2 S: 10 H: 0 LOB: 0 BB: 0 P: 14	R: 0 E: 0 K: 1 S: 18 H: 1 LOB: 1 BB: 0 P: 28	R: 0 E: 0 K: 1 S: 9 H: 0 LOB: 0 BB: 0 P: 18	1B: 2 2B: 1 3B: 0 HR: 1 SF: 0 SAC: 0 DP: 1 HBP: 0						

	AB	29
	R	1
	H	4
	RBI	1
	BB	2
	SO	10
	LOB	5

WP: 0 PA: 31
PB: 0
SB: 0
CS: 0

PITCHER		IP	WLS	BF	H	R	ER	SO	BB	IBB	HBP	BLK	WP	HR	S	P	ERA	WHIP
55 Sean Manaea, L ERA: 4.53	(1, 1)	7.0	W	24	3	1	1	8	2	0	0	0	0	1	71	104	1.29	0.714
John Axford, R ERA: 4.59	(8, 1)	1.0		4	1	0	0	1	0	0	0	0	0	0	18	28	0.00	1.000
56 Chris Smith, R ERA: 2.57	(9, 1)	1.0		3	0	0	0	1	0	0	0	0	0	0	9	18	0.00	0.000

PITCHER	IP	WLS	BF	H	R	ER	SO	BB	IBB	HBP	BLK	WP	HR	S	P	ERA	WHIP

Batter	1	2	3	4	5	6	7	8	9	AB	R	H	RBI	BB	SO	LOB
4 Coco Crisp, S (1, 7) OBP: 0.303, SLG: 0.406	C FF 92 B FF 94 X FF 95 1-1 P5 ①	X FF 95 0-0 5 CS 1B		B CU 82 B FF 94 F FF 94 C FF 94 F CH 86 B FF 96 X CH 88 3-2 G4-3 ①		B CH 88 B FF 95 F FF 94 F FF 94 C CH 89 2-3 K ②		C CH 88 X SI 94 0-1 5 FC6 2-3 1B		5	0	2	0	0	1	0
5 Jake Smolinski, R (1, 8) OBP: 0.338, SLG: 0.418	X FF 94 0-0 2 HR 26 1B 1B	B SL 87 B SL 86 1 SAFE C FF 95 F SI 94 B SL 83 S CH 87 3-3 K ② ③ 1-2		F SL 87 B CH 85 X CH 86 1-1 F8 ②		B CU 82 C FC 90 B FF 95 X FF 94 2-1 G5-3 ③		X SL 87 0-0 FC6 26 E4 ② 1-2f 3-H		5	1	1	1	0	1	2
26 Danny Valencia, R (1, 9) OBP: 0.351, SLG: 0.478	F FF 95 X FF 95 0-1 2 HR 1B 1-2		F FF 95 C FF 96 B CH 88 X CH 87 1-2 2 WP 17 SF9 2B	C FF 95 X SL 86 0-1 F7 ③			C SI 92 S CU 84 B CU 84 B SI 91 X CU 84 2-2 G5-3 ①	X FF 94 0-0 E4 1-3		5	2	2	0	0	0	1
2 Khris Davis, R (1, 10) OBP: 0.300, SLG: 0.530	C FF 95 F FF 94 B FF 96 X FF 95 1-2 HR 1-H 2-H		B FF 95 F FF 94 B CH 86 B FF 96 S FF 96 F FF 96 B FF 96 4-2 12 BB 18 1B BB 2-3		B SI 94 X SI 94 1-0 17 G1-3 48 2B 2B		C SI 92 F SI 90 S CU 84 0-3 K ②	S FF 95 F SL 86 S SL 86 0-3 K ③		4	3	2	3	1	2	2
17 Yonder Alonso, L (1, 3) OBP: 0.307, SLG: 0.360	C CU 81 S CH 86 B FF 97 S CH 85 1-3 K ②		T FF 95 F SI 96 B FF 96 X CH 85 1-2 SF9 ① 3-H		X FF 94 0-0 G1-3 ① 2-3		B SI 92 X SI 92 1-0 L7 ③			3	0	0	1	0	1	1
48 Ryon Healy, R (1, 5) OBP: 0.303, SLG: 0.477	C SL 87 B FF 95 X SL 82 1-1 12 BB 1B		B FF 95 1 SAFE X SL 87 1-0 L7 ② 3-H		B FC 90 C FF 96 B CU 82 B FF 95 X FF 95 3-1 12 G3-1 2B 3-H			C FF 95 X SL 85 0-1 12 1B 63 2B 2B		4	1	3	1	0	0	1
12 Max Muncy, L (1, 4) OBP: 0.309, SLG: 0.298	D FF 94 C CH 84 B CH 86 B FF 94 B FF 95 4-1 BB 1-2		C FF 95 F CH 86 B SI 95 B FF 95 D CH 86 F FF 96 B FF 95 4-2 18 1B BB 1-2		C CU 81 B FF 94 B FF 94 X FF 94 2-1 G3-1 ② 2-3			B FF 96 B FF 96 D CH 89 C FF 94 X FF 94 3-1 63 2B 1B 2-3		2	1	1	0	2	0	1
18 Chad Pinder, R (1, 6) OBP: 0.133, SLG: 0.133	B SL 88 B SL 87 F FF 95 B FF 95 X FF 96 3-1 F9 ③		F SI 95 X FF 94 0-1 1-3 2-H 1B		B FC 90 B FF 95 C FF 94 X FF 96 2-1 G4-3 ③			F SL 86 F SI 95 B SL 85 T FF 95 1-2 K ①		4	0	1	1	0	1	5
63 Bruce Maxwell, L (1, 2) OBP: 0.143, SLG: 0.185		C SL 82 X SL 87 0-1 G4-3 ① 1-2	B FF 94 C FF 95 F SI 94 X CU 80 1-2 G1-3 ③			B FF 92 C FF 94 B CU 81 S FF 94 S FF 95 2-3 K ①		C FF 95 B FF 94 D CH 89 F FF 94 X FF 95 2-2 4 1B 5 FC6 2B 1-H 3-H		4	1	1	2	0	1	2
Inning Stats	R: 3 E: 0 K: 1 S: 16 H: 4 LOB: 2 BB: 1 P: 27	R: 0 E: 0 K: 1 S: 6 H: 1 LOB: 1 BB: 0 P: 9	R: 2 E: 0 K: 0 S: 18 H: 2 LOB: 2 BB: 2 P: 30	R: 0 E: 0 K: 0 S: 8 H: 0 LOB: 0 BB: 0 P: 12	R: 1 E: 0 K: 0 S: 8 H: 2 LOB: 1 BB: 0 P: 16	R: 0 E: 0 K: 2 S: 8 H: 0 LOB: 0 BB: 0 P: 14	R: 0 E: 0 K: 1 S: 7 H: 0 LOB: 0 BB: 0 P: 10	R: 3 E: 1 K: 2 S: 17 H: 4 LOB: 2 BB: 0 P: 23		1B: 7 2B: 6 3B: 0 HR: 1 SF: 1 SAC: 0 DP: 1 HBP: 0						

BOTTOM

Cleveland Indians @ Oakland Athletics

Oakland Coliseum, Oakland, CA

Tue Aug 23 2016, 7:07 PM - 9:50 PM PDT

Att. 13,141 - Partly Cloudy - 60 F

livebaseballscorecards.com

AB	36
R	9
H	13
RBI	9
BB	3
SO	7
LOB	15

PITCHER		IP	WLS	BF	H	R	ER	SO	BB	IBB	HBP	BLK	WP	HR	S	P	ERA	WHIP
31 Danny Salazar, R ERA: 3.9	(1, 1)	4.0	L	22	8	6	6	2	3	0	0	0	1	1	49	80	13.50	2.750
34 Zach McAllister, R ERA: 4.19	(5, 1)	2.0		7	1	0	0	2	0	0	0	0	0	0	15	28	0.00	0.500
53 Jeff Manship, R ERA: 2.94	(7, 1)	1.0		3	0	0	0	1	0	0	0	0	0	0	7	10	0.00	0.000
73 Mike Clevinger, R ERA: 5.79	(8, 1)	1.0		8	4	3	3	2	0	0	0	0	0	0	17	23	27.00	4.000

PITCHER	IP	WLS	BF	H	R	ER	SO	BB	IBB	HBP	BLK	WP	HR	S	P	ERA	WHIP

Batter	1	2	3	4	5	6	7	8	9	AB	R	H	RBI	BB	SO	LOB
41 Carlos Santana, S (1, 3) OBP: 0.342, SLG: 0.471	C SI 92 S SI 94 B SI 95 B FF 91 F SI 95 X SI 95 2-2 ① P5		C SI 92 B SL 82 B CH 85 F SI 94 X SI 93 2-2 ① G3		C SI 93 X SI 93 0-1 1B		F SI 93 B SI 92 B FC 89 B SI 93 B FC 91 1-2 4-1 BB		B CH 83 F FF 93 B CH 82 S FF 93 S FF 94 2-3 ③ K	4	0	1	0	1	1	1
22 Jason Kipnis, L (1, 4) OBP: 0.343, SLG: 0.485	C SI 94 B SI 94 X SI 87 1-1 ② G4-3		F SI 92 B SI 92 B SI 93 X SI 92 2-1 ② L7		F SI 92 X SI 92 0-1 ③ L9		C SI 91 D SL 84 X SI 92 1-1 ③ L3			4	0	0	0	0	0	3
11 José Ramírez, S (1, 5) OBP: 0.360, SLG: 0.456	C SI 94 F SI 95 X FF 90 0-2 2B		C SI 94 T SI 93 B SI 94 X SI 94 1-2 1B			X SI 91 0-0 ① F8		B FF 91 C FF 90 C FF 91 F FF 91 B SL 84 X FF 91 2-2 ① L3		4	0	2	0	0	0	0
26 Mike Napoli, R (1, 10) OBP: 0.344, SLG: 0.506	C SI 94 H SI 94 1-1 HBP		B SI 94 X SI 94 1-0 ③ F8			C SI 92 F FF 90 B SI 93 B SL 83 F SI 93 C SI 94 2-3 ② K		C SL 84 B FF 92 X FF 92 1-1 ② P3		3	0	0	0	0	1	1
8 Lonnie Chisenhall, L (1, 9) OBP: 0.343, SLG: 0.474	C SI 93 X SI 95 0-1 ③ F7			C SI 91 F CH 85 F FC 90 X FC 89 0-2 6 G4-3 1B		C SI 91 B SL 82 F SI 92 F SI 92 X SL 80 1-2 ③ G3		F FF 91 X FF 91 0-1 2B		4	0	2	0	0	0	2
6 Brandon Guyer, R (1, 7) OBP: 0.365, SLG: 0.427		C SI 92 S FC 89 X FC 88 0-2 ① G1-3		C SI 93 X SI 93 0-1 ①② G4-3 1-2f			X SI 91 0-0 ① G1-3	C SL 84 D SL 84 F FF 91 F SL 84 D SL 84 F FF 91 S FF 90 2-3 ③ K		4	0	0	0	0	1	2
72 Tyler Naquin, L (1, 8) OBP: 0.366, SLG: 0.576		C SI 93 S FF 92 B SI 94 F FF 92 B SI 95 F FC 91 F SI 94 B SI 94 X FF 92 3-2 ② F8		C SI 94 F SI 93 B SI 93 T SI 93 1-2 ③ K			C SI 91 S SI 92 B SI 92 F SI 92 X FC 89 1-2 ② G4-3		B FF 92 F FF 92 X FF 92 1-1 35 G3-6-3 1B	4	0	1	0	0	1	0
55 Roberto Pérez, R (1, 2) OBP: 0.258, SLG: 0.187 35 Abraham Almonte, S (9, PH) OBP: 0.290, SLG: 0.406		B SI 92 S SI 94 F SI 94 B FC 89 F FC 90 B SI 94 B SI 94 4-2 BB			C SI 92 X SI 92 0-1 ① G6-3		X SI 91 0-0 HR		X FF 93 0-0 ①② G3-6-3 1-2f	2 1	1 0	1 0	1 0	1 0	0 0	0 1
1 Michael Martinez, S (1, 6) OBP: 0.284, SLG: 0.333 12 Francisco Lindor, S (9, PH) OBP: 0.358, SLG: 0.450		C SI 94 S SI 93 B SI 94 X SI 94 1-2 ③ G4-3			C SI 91 X SI 93 0-1 ② F7		S SI 90 F SI 92 B SL 82 F SI 93 B SL 80 X FF 91 2-2 41 BB 1B		B FF 92 C FF 92 B CH 79 S CH 83 F CH 83 X FF 93 2-2 1B	3 1	0 0	1 1	0 0	0 0	0 0	1 0
Inning Stats	R: 0 H: 1 E: 0 LOB: 2 K: 0 BB: 0 S: 12 P: 16	R: 0 H: 0 E: 0 LOB: 1 K: 0 BB: 1 S: 15 P: 23	R: 0 H: 1 E: 0 LOB: 1 K: 0 BB: 0 S: 9 P: 15	R: 0 H: 1 E: 0 LOB: 0 K: 1 BB: 0 S: 9 P: 10	R: 0 H: 1 E: 0 LOB: 1 K: 0 BB: 0 S: 8 P: 8	R: 0 H: 0 E: 0 LOB: 0 K: 1 BB: 0 S: 9 P: 12	R: 1 H: 2 E: 0 LOB: 2 K: 0 BB: 1 S: 13 P: 21	R: 0 H: 1 E: 0 LOB: 1 K: 1 BB: 0 S: 13 P: 18	R: 0 H: 2 E: 0 LOB: 1 K: 1 BB: 0 S: 10 P: 15	1B: 6 SF: 0 2B: 2 SAC: 0 3B: 0 DP: 2 HR: 1 HBP: 1						

TOP

Cleveland Indians @ Oakland Athletics

Oakland Coliseum, Oakland, CA

Wed Aug 24 2016, 12:39 PM - 3:14 PM PDT

Att. 12,795 - Partly Cloudy - 62 F

livebaseballscorecards.com

AB	34
R	1
H	9
RBI	1
BB	2
SO	4
LOB	11

PITCHER		IP	WLS	BF	H	R	ER	SO	BB	IBB	HBP	BLK	WP	HR	S	P	ERA	WHIP
49 Kendall Graveman, R ERA: 3.97	(1, 1)	6.2	W	28	6	1	1	2	2	0	1	0	0	1	73	102	1.35	1.200
Marc Rzepczynski, L ERA: 3.0	(7, 1)	0.1	H	1	0	0	0	0	0	0	0	0	0	0	2	3	0.00	0.000
66 Ryan Dull, R ERA: 2.3	(8, 1)	1.0		4	1	0	0	1	0	0	0	0	0	0	13	18	0.00	1.000
44 Ryan Madson, R ERA: 3.25	(9, 1)	1.0		4	2	0	0	1	0	0	0	0	0	0	10	15	0.00	2.000

PITCHER		IP	WLS	BF	H	R	ER	SO	BB	IBB	HBP	BLK	WP	HR	S	P	ERA	WHIP

BOTTOM

Cleveland Indians @ Oakland Athletics

Oakland Coliseum, Oakland, CA

Wed Aug 24 2016, 12:39 PM - 3:14 PM PDT

Att. 12,795 - Partly Cloudy - 62 F

livebaseballscorecards.com

Batter	1	2	3	4	5	6	7	8	9	AB	R	H	RBI	BB	SO	LOB
5 Jake Smolinski, R (1, 8) OBP: 0.339, SLG: 0.417	B FF 92 C FC 88 C FF 93 B FC 90 X SI 92 2-2 ① G4-3	B FC 89 B SI 94 B FC 89 C SI 95 C FF 94 F SI 95 X FC 90 3-2 26 WP 26 E 1-3 1B		F SI 91 X FF 93 0-1 1B		B FC 88 X FC 87 1-0 ③ G2-3		D FC 93 X FC 92 1-0 ② ③ G4-6-3 1-2f		5	1	2	0	0	0	2
26 Danny Valencia, R (1, 9) OBP: 0.350, SLG: 0.476	C KC 76 B KC 77 X FF 94 1-1 ② L9	C KC 77 B KC 79 D KC 79 X FC 88 2-1 E3 1-H 3-H		B FC 86 B CH 86 X FC 88 2-0 ② L8			X FC 88 0-0 21 G4-6-3 1B			4	0	1	0	0	0	1
21 Stephen Vogt, L (1, 2) OBP: 0.308, SLG: 0.419	B FF 93 C CH 86 B KC 76 F FC 89 F SI 94 S FC 90 2-3 ③ K	C SI 96 F CH 89 F SI 94 F KC 80 B FC 89 1 SAFE F CH 86 D CH 88 S SI 94 2-3 ③ K		F FF 93 S SI 91 X KC 78 0-2 ③ F9			C SI 91 F FF 92 B FC 88 B SI 93 X CH 84 2-2 ① ② G4-6-3 1-2f			4	0	0	0	0	2	3
2 Khris Davis, R (1, 10) OBP: 0.301, SLG: 0.534		S FC 88 B KC 76 B FF 92 X FF 93 2-1 48 1B 3B	C FC 89 X FF 92 0-1 ① G4-3		B FC 86 F FC 88 S KC 76 X KC 79 1-2 ① G4-3		X KC 76 0-0 48 BB 17 1B 1B			4	1	2	0	0	0	0
17 Yonder Alonso, L (1, 3) OBP: 0.311, SLG: 0.361		B CH 86 B FF 94 C CH 84 S KC 78 B SI 94 B KC 78 4-2 39 G3-1 48 1B 12 1B BB	C CH 87 B FF 93 B CH 86 B SI 93 F SI 93 B FF 94 4-2 48 FC9-6 BB		B CH 86 X CH 86 1-0 ② G4-3		F SI 92 B SI 91 X SI 91 1-1 48 BB 1-2 1B			2	1	1	0	2	0	0
48 Ryon Healy, R (1, 5) OBP: 0.309, SLG: 0.473		C SI 94 X KC 78 0-1 12 1B 39 G3-1 18 SF9 1-2 3-H 1B	C FF 94 B SI 94 X FC 89 1-1 ② FC9-6 39 1B 1-2f		B FF 94 B CH 86 X SI 92 2-0 ③ F8		C SI 92 D CU 85 B CU 84 D CU 83 F SI 92 B SI 92 4-2 1-2 2-3 BB			3	1	1	1	1	0	1
39 Brett Eibner, R (1, 7) OBP: 0.274, SLG: 0.407		C FF 94 X FC 88 0-1 ① G3-1 1-2 2-3	F FF 93 X FC 89 0-1 1-2 1B			B CH 84 X CH 86 1-0 ① G4-3	X CU 83 0-0 ③ P6			4	0	1	0	0	0	5
12 Max Muncy, L (1, 4) OBP: 0.317, SLG: 0.299		F CH 87 B CH 87 X SI 94 1-1 5 1B 26 E 2-3 3-H 1B	C CH 87 F FF 93 B FC 88 B KC 78 X CH 87 2-2 ③ F7			C CH 85 B KC 77 C CH 85 S KC 80 1-3 ② K		B SI 91 C SI 91 B CU 84 B CU 83 B SI 91 4-1 5 G4-6-3 BB		3	1	1	1	1	1	2
18 Chad Pinder, R (1, 6) OBP: 0.158, SLG: 0.167		B FC 87 B SI 94 B FC 88 C SI 95 S SI 95 X SI 95 3-2 ② SF9 3-H		C SI 92 X SI 93 0-1 ① G4-3		C SI 93 B KC 78 X CH 86 1-1 1B		F SI 91 L SI 92 F SI 91 B CU 84 S CU 83 1-3 ① K		3	0	1	1	0	1	1
Inning Stats	R: 0 E: 0 K: 1 S: 9 H: 0 LOB: 0 BB: 0 P: 14	R: 5 E: 1 K: 1 S: 25 H: 4 LOB: 1 BB: 1 P: 42	R: 0 E: 0 K: 0 S: 11 H: 1 LOB: 2 BB: 1 P: 18	R: 0 E: 0 K: 0 S: 8 H: 1 LOB: 1 BB: 0 P: 10	R: 0 E: 0 K: 0 S: 5 H: 0 LOB: 0 BB: 0 P: 9	R: 0 E: 0 K: 1 S: 7 H: 1 LOB: 1 BB: 0 P: 11	R: 0 E: 0 K: 0 S: 10 H: 3 LOB: 3 BB: 1 P: 17	R: 0 E: 0 K: 1 S: 6 H: 0 LOB: 0 BB: 1 P: 12								

AB	32
R	5
H	10
RBI	3
BB	4
SO	4
LOB	15

1B: 9	SF: 1	WP: 1	PA: 37
2B: 0	SAC: 0	PB: 0	
3B: 1	DP: 2	SB: 0	
HR: 0	HBP: 0	CS: 0	

PITCHER		IP	WLS	BF	H	R	ER	SO	BB	IBB	HBP	BLK	WP	HR	S	P	ERA	WHIP
47 Trevor Bauer, R ERA: 3.88	(1, 1)	6.2	L	31	9	5	3	3	2	0	0	0	1	0	70	111	4.05	1.650
53 Jeff Manship, R ERA: 2.88	(7, 1)	0.2		5	1	0	0	1	2	0	0	0	0	0	10	20	0.00	4.500
27 Bryan Shaw, R ERA: 3.42	(8, 1)	0.2		1	0	0	0	0	0	0	0	0	0	0	1	2	0.00	0.000

PITCHER	IP	WLS	BF	H	R	ER	SO	BB	IBB	HBP	BLK	WP	HR	S	P	ERA	WHIP

Cleveland Indians @ Texas Rangers

Globe Life Park in Arlington, Arlington, TX

Thu Aug 25 2016, 8:09 PM - 10:43 PM EDT

Att. 23,768 - Clear - 92 F

livebaseballscorecards.com

Batter	1	2	3	4	5	6	7	8	9	AB	R	H	RBI	BB	SO	LOB
20 Rajai Davis, R (1, 8) OBP: 0.323, SLG: 0.411	B FF 91 F FF 92 F FF 93 S FC 89 1-3 ① K		B CH 84 X CH 84 1-0 ③ G6-3			B CU 78 B CU 79 C FF 92 F FF 93 C SI 92 2-3 ③ K			C FC 88 D FC 86 F FC 88 B CU 79 X FC 86 2-2 ① F9 1-2	4	0	0	0	0	2	1
22 Jason Kipnis, L (1, 4) OBP: 0.341, SLG: 0.482 1 Michael Martinez, S (7, 4) OBP: 0.281, SLG: 0.329	B SI 92 C FF 90 F SI 93 X SI 93 1-2 ② G4-3			B CU 76 B FF 91 F SI 93 F FF 90 S CU 81 2-3 ① K			C CU 77 C FF 89 X SI 93 0-2 ① L8		C FC 88 X FC 88 0-1 ② G4-3 2-3	3 1	0 0	0 0	0 0	0 0	1 0	0 1
12 Francisco Lindor, S (1, 6) OBP: 0.357, SLG: 0.449	B FF 93 B CH 86 X CH 84 2-0 26 FC6-4 1B			C FF 92 B SI 94 X FF 92 1-1 ② L6			C FF 90 F CU 79 F CU 80 F SI 92 X FF 91 0-2 ② G3-1		B SL 86 X FC 88 1-0 ③ G3-1	4	0	1	0	0	0	1
26 Mike Napoli, R (1, 3) OBP: 0.342, SLG: 0.502 38 Chris Gimenez, R (7, 3) OBP: 0.262, SLG: 0.347	C FC 90 1 SAFE X FF 90 0-1 ③ FC6-4 1-2f			S CU 80 C FF 94 B FC 84 B FC 90 S CU 80 2-3 ③ K			F SI 90 F FC 90 B SI 93 F FF 91 F CU 80 B CU 79 F SI 94 B CH 85 X FC 90 3-2 ③ L9			3 0	0 0	0 0	0 0	0 0	1 0	1 0
41 Carlos Santana, S (1, 10) OBP: 0.341, SLG: 0.471		C FC 88 F CH 84 X FF 92 0-2 ① G6-3			C CU 77 B FF 90 F FC 88 F CU 80 B SI 94 X CU 81 2-2 ① G5-3			B CU 76 S FF 90 B CU 79 S FF 94 F FF 91 X FC 90 2-2 6 PB 1B		3	0	1	0	0	0	0
11 José Ramírez, S (1, 5) OBP: 0.358, SLG: 0.453		B SI 92 X CH 86 1-0 ② L6			C FF 93 B FF 90 F FF 94 X CU 80 1-2 ② P4			C FC 89 C SI 92 X SI 93 0-2 ① L8		3	0	0	0	0	0	1
6 Brandon Guyer, R (1, 7) OBP: 0.361, SLG: 0.422		C FF 93 X SI 94 0-1 ③ F9			C CU 78 S FF 89 X SI 92 0-2 ③ G4-3			F FC 89 B FF 92 F FF 89 S CU 80 1-3 ② K 1-2		3	0	0	0	0	1	1
8 Lonnie Chisenhall, L (1, 9) OBP: 0.341, SLG: 0.471 35 Abraham Almonte, S (6, 9) OBP: 0.287, SLG: 0.402			S SI 92 F SI 91 S FC 90 0-3 ① K			B FF 89 S SI 91 B SI 92 X SI 92 2-1 ① P6		B FC 89 D SI 93 S FC 90 X FC 90 2-1 ③ G6-3		2 1	0 0	0 0	0 0	0 0	1 0	0 1
55 Roberto Pérez, R (1, 2) OBP: 0.260, SLG: 0.182			F FF 93 F CH 84 B FF 91 C CU 79 1-3 ② K			C CH 83 F FF 92 F CH 83 C FC 88 0-3 ② K			B FC 88 B FC 88 S FC 88 B FC 88 C FC 88 B FC 88 4-2 1 G4-3 20 WP BB	2	0	0	0	1	2	0

TOP	
AB	29
R	0
H	2
RBI	0
BB	1
SO	8
LOB	7

Inning Stats	1	2	3	4	5	6	7	8	9	1B: 2	SF: 0	WP: 1	PA: 30
	R: 0 E: 0 K: 1 S: 9	R: 0 E: 0 K: 0 S: 6	R: 0 E: 0 K: 2 S: 7	R: 0 E: 0 K: 2 S: 8	R: 0 E: 0 K: 0 S: 10	R: 0 E: 0 K: 2 S: 9	R: 0 E: 0 K: 0 S: 14	R: 0 E: 0 K: 1 S: 12	R: 0 E: 0 K: 0 S: 8	2B: 0 3B: 0 HR: 0	SAC: 0 DP: 0 HBP: 0	PB: 1 SB: 0 CS: 0	
	H: 1 LOB: 1 BB: 0 P: 13	H: 0 LOB: 0 BB: 0 P: 7	H: 0 LOB: 0 BB: 0 P: 9	H: 0 LOB: 0 BB: 0 P: 13	H: 0 LOB: 0 BB: 0 P: 13	H: 0 LOB: 0 BB: 0 P: 13	H: 0 LOB: 0 BB: 0 P: 17	H: 1 LOB: 1 BB: 0 P: 17	H: 0 LOB: 1 BB: 1 P: 15				

PITCHER		IP	WLS	BF	H	R	ER	SO	BB	IBB	HBP	BLK	WP	HR	S	P	ERA	WHIP
35 Cole Hamels, L ERA: 2.67	(1, 1)	8.0	W	26	2	0	0	8	0	0	0	0	0	0	75	102	0.00	0.250
43 Tony Barnette, R ERA: 2.21	(9, 1)	1.0		4	0	0	0	0	1	0	0	0	1	0	8	15	0.00	1.000

PITCHER	IP	WLS	BF	H	R	ER	SO	BB	IBB	HBP	BLK	WP	HR	S	P	ERA	WHIP

Cleveland Indians @ Texas Rangers

Globe Life Park in Arlington, Arlington, TX

Thu Aug 25 2016, 8:09 PM - 10:43 PM EDT

Att. 23,768 - Clear - 92 F

livebaseballscorecards.com

BOTTOM

Batter	1	2	3	4	5	6	7	8	9	AB	R	H	RBI	BB	SO	LOB
30 Nomar Mazara, L (1, 9) OBP: 0.333, SLG: 0.425	C FC 86 S CU 77 B FF 89 S CU 77 1-3 ① K2-3	1 SAFE F CH 83 B SI 90 1 SAFE B CH 85 1 SAFE F FF 89 D CU 75 S CU 77 3-3 ③ K2-3 1-2			D CH 83 1 SAFE S FC 85 1 SAFE B FC 86 1 SAFE X CH 82 2-1 20 1B 36 FC3 1-3 1B		B CH 87 S CH 86 B CH 88 B CH 87 B FF 92 4-1 BB	C CU 80 D FF 94 S CU 79 C FF 94 1-3 ③ K		4	1	1	0	1	3	3
20 Ian Desmond, R (1, 8) OBP: 0.338, SLG: 0.471	X FC 86 0-0 ② G6-3		C CU 76 F FF 89 C SI 89 0-3 ① K		X FF 88 0-0 36 E 36 FC3 29 HR 1-3 3-H 1B		C FF 93 B FF 93 X FF 93 1-1 ① L8			4	1	1	1	0	1	1
36 Carlos Beltrán, S (1, 10) OBP: 0.328, SLG: 0.510	C FF 89 X FC 86 0-1 ③ P5		F CH 85 B FC 86 X CH 84 1-1 ② G5-3		1 SAFE D FC 86 T FC 86 S CH 82 1 SAFE B FC 86 1 SAFE F FC 86 X CH 84 2-2 FC3 29 HR 1-3 3-H		X FF 92 0-0 ② L7			4	1	0	1	0	0	2
29 Adrián Beltré, R (1, 5) OBP: 0.342, SLG: 0.483		C FF 88 X FF 88 0-1 ① G5-3	F FF 90 B SI 89 X CU 78 1-1 ③ G5-3		F FF 87 C FC 84 B FC 84 X SI 88 1-2 1-H 3-H HR		C FF 93 C SL 85 X FF 94 0-2 ③ F9			4	1	1	3	0	0	1
12 Rougned Odor, L (1, 4) OBP: 0.294, SLG: 0.492		C CH 83 B CU 76 B CU 75 S FC 87 S SI 88 2-3 ② K		F CH 83 B CU 76 B FC 85 F FF 88 F SI 89 F CU 77 T FC 86 2-2 ① K	F SI 90 X CH 84 0-1 E3 25 G6-4-3			B CU 80 S FF 92 S FF 94 X FF 94 1-2 HR		4	1	1	1	0	2	0
25 Jonathan Lucroy, R (1, 2) OBP: 0.353, SLG: 0.504		C SI 88 X FC 87 0-1 18 WP 14 HR 1B		C FF 89 C SI 89 X FF 89 0-2 ② P6	C FF 90 B SI 89 C SI 91 X SI 91 1-2 ② ③ G6-4-3 1-2f			B CU 79 B FF 94 B FF 93 C FF 93 B FF 94 4-1 18 1B BB		3	1	1	0	1	0	1
18 Mitch Moreland, L (1, 3) OBP: 0.321, SLG: 0.478		C SI 88 1 SAFE B FC 86 F FC 85 B FF 89 1 SAFE B CU 75 B FC 86 4-2 14 HR 1-2 BB		B FC 85 T CH 83 B FF 88 S CH 82 B FF 88 X FF 87 3-2 ③ F7		F FF 94 S CH 87 S CH 89 0-3 ① K		B FF 93 S FF 93 B FF 92 B FF 92 C FF 93 X FF 93 3-2 1-2 1B		3	1	1	0	1	1	0
14 Carlos Gómez, R (1, 7) OBP: 0.272, SLG: 0.331		B FC 86 X FC 86 1-0 1-H 2-H HR			X FF 88 0-0 ① B1-3		F SL 86 B FF 94 F CH 86 F SL 86 B FF 95 B SL 86 C FF 96 3-3 ② K	B FF 94 C FF 94 T FF 94 X FF 93 1-2 ① F9		4	1	1	3	0	1	2
1 Elvis Andrus, R (1, 6) OBP: 0.353, SLG: 0.407		B FF 89 B FF 88 B FC 86 B FF 87 4-0 30 S BB			C FF 88 B CU 76 C FF 88 F SI 88 F FF 88 X FC 85 1-2 30 1B 20 1B 1B		F SL 86 C FF 95 C FF 94 0-3 ③ K	X FF 94 0-0 ② P3		3	1	1	0	1	1	2
Inning Stats	R: 0 E: 0 K: 1 S: 6 H: 0 LOB: 0 BB: 0 P: 7	R: 3 E: 0 K: 2 S: 13 H: 2 LOB: 1 BB: 2 P: 27	R: 0 E: 0 K: 1 S: 7 H: 0 LOB: 0 BB: 0 P: 9	R: 0 E: 0 K: 1 S: 11 H: 0 LOB: 0 BB: 0 P: 16	R: 5 E: 2 K: 0 S: 21 H: 4 LOB: 0 BB: 0 P: 28	R: 0 E: 0 K: 3 S: 10 H: 0 LOB: 0 BB: 0 P: 13	R: 0 E: 0 K: 0 S: 7 H: 0 LOB: 1 BB: 1 P: 12	R: 1 E: 0 K: 1 S: 14 H: 2 LOB: 2 BB: 1 P: 24		1B: 5 2B: 0 3B: 0 HR: 3 SF: 0 SAC: 0 DP: 1 HBP: 0					WP: 1 PB: 0 SB: 1 CS: 0 PA: 37	

	AB	33
	R	9
	H	8
	RBI	9
	BB	4
	SO	9
	LOB	12

PITCHER		IP	WLS	BF	H	R	ER	SO	BB	IBB	HBP	BLK	WP	HR	S	P	ERA	WHIP
43 Josh Tomlin, R ERA: 4.7	(1, 1)	4.1	L	22	6	8	7	5	2	0	0	0	1	2	53	81	14.54	1.846
61 Dan Otero, R ERA: 1.38	(5, 1)	0.2		2	0	0	0	0	0	0	0	0	0	0	5	6	0.00	0.000
73 Mike Clevinger, R ERA: 5.45	(6, 1)	2.0		7	0	0	0	3	1	0	0	0	0	0	17	25	0.00	0.500
34 Zach McAllister, R ERA: 4.31	(8, 1)	1.0		6	2	1	1	1	1	0	0	0	0	1	14	24	9.00	3.000

PITCHER	IP	WLS	BF	H	R	ER	SO	BB	IBB	HBP	BLK	WP	HR	S	P	ERA	WHIP

Cleveland Indians @ Texas Rangers

Globe Life Park in Arlington, Arlington, TX

Fri Aug 26 2016, 8:08 PM - 11:24 PM EDT

Att. 31,853 - Cloudy - 86 F

TOP

livebaseballscorecards.com

Batter	1	2	3	4	5	6	7	8	9	AB	R	H	RBI	BB	SO	LOB
20 Rajai Davis, R (1, 8) OBP: 0.320, SLG: 0.406	C SI 91 F FF 92 B FF 92 X CH 84 1-2 **G4-3** ①		X FF 92 0-0 **P3** ②		B SL 83 X CH 82 1-0 **F9** ①	X CU 82 0-0 **P4** ③		F FF 95 B CU 83 S FF 96 H FF 96 2-2 12 WP **HBP** 1-2 2-3 3-H	X SI 86 0-0 **G4-6-3** ②③ 1-2f	5	0	0	1	0	0	3
22 Jason Kipnis, L (1, 4) OBP: 0.342, SLG: 0.484 1 Michael Martinez, S (8, 4) OBP: 0.281, SLG: 0.329	S SI 91 B SI 92 F SI 91 X SI 91 1-2 **P1** ②		B SI 92 C SL 84 S SI 91 X SL 84 1-2 1-H 2B		B SI 90 B SI 90 F SI 90 F SI 91 F SI 92 F SI 92 B FF 92 X SI 92 3-2 **L9** ②		B CU 81 C CU 81 X FF 92 1-1 12 F9 12 WP 26 SF9 **1B**	B CU 82 F FF 96 X CU 82 1-1 **P5** ①		5	1	2	1	0	0	3
										0	0	0	0	0	0	0
12 Francisco Lindor, S (1, 6) OBP: 0.354, SLG: 0.444	C FF 91 F SI 90 X FF 92 0-2 **F8** ③		C SL 85 S SL 85 F CU 82 F FF 93 B SL 84 X SI 92 1-2 **F9** ③		X SL 84 0-0 **F8** ③		B CU 80 C CU 80 B CU 82 F CU 82 X CU 83 2-2 **F9** ① 1-3	S CU 83 B CU 84 F FF 97 S CU 83 1-3 **K** ② 1-2 2-3 3-H		5	0	0	0	0	1	4
26 Mike Napoli, R (1, 3) OBP: 0.342, SLG: 0.502 8 Lonnie Chisenhall, L (8, 3) OBP: 0.341, SLG: 0.471		B CH 82 X SI 90 1-0 **G5-3** ①		C SI 91 C SL 83 B CU 81 F SI 92 X CU 78 1-2 41 2B 11 G6-3 **1B**		F CU 82 S SI 91 X CH 83 0-2 11 G6-4-3 35 2B 41 1B **1B**	F CU 82 B FF 92 F CU 82 X FF 94 1-2 **SF9** ② 3-H	D CU 84 C CU 82 S FF 96 F CU 84 F FF 96 X CU 85 1-2 **G6-3** ③		4	2	2	1	0	0	2
										0	0	0	0	0	0	0
41 Carlos Santana, S (1, 10) OBP: 0.346, SLG: 0.475		B SI 90 C SI 90 C SI 91 S SI 90 1-3 **K** ②		X SI 93 0-0 11 G6-3 6 FC6-2 1-3 **2B**		B CU 81 B CH 82 C SL 84 B SI 92 F CH 83 X CU 81 3-2 11 G6-4-3 1-2 **1B**	B FF 93 B CU 80 B FF 91 C FF 90 F FF 90 X FF 92 3-2 **1B**		C SI 85 B CU 75 C SI 86 B CH 67 B CH 66 B SI 85 4-2 6 1B 11 1B 35 G5-3 **BB**	4	1	3	0	1	1	0
11 José Ramírez, S (1, 5) OBP: 0.358, SLG: 0.452		B FF 91 X SI 91 1-0 **1B**		C SI 93 F SL 86 X SL 85 0-2 **G6-3** ① 2-3 3-H		C SI 92 B SL 84 B CH 83 F SI 93 F SI 94 D CU 82 X SI 94 3-2 **G6-4-3** ①② 1-2f 2-3	B FF 91 B CU 81 F FF 90 F CU 80 B CU 81 S CU 80 3-3 **K** ③		C SI 85 S SI 87 B SI 86 X CH 67 1-2 35 G5-3 6 1B 55 1B **1B**	5	1	2	1	0	1	4
6 Brandon Guyer, R (1, 7) OBP: 0.365, SLG: 0.421		D FF 91 C FF 92 X FF 90 1-1 **L7** ③		X CH 85 0-0 **FC6-2** ② 3-H		C FF 92 H FF 95 1-1 35 2B **HBP**		B FF 91 H CU 81 2-0 55 1B 35 1B 20 HBP **HBP**	C SI 87 S SI 86 X SI 87 0-2 35 G5-3 55 1B 1-2 2-3 **1B**	3	4	1	0	0	0	2
35 Abraham Almonte, S (1, 9) OBP: 0.301, SLG: 0.430			C SI 91 S CH 83 X CH 84 0-2 **G6-3** ① 1-H **2B**	X FF 92 0-0 1-H **2B**		B CH 84 F CH 82 X CH 82 1-1 55 1B 1-H 3-H **2B**		B CU 79 F FF 91 B FF 91 B CU 81 X FF 90 3-1 20 HBP 55 1B 12 WP 1-2 **1B**	F CU 75 F SI 86 D CH 71 B CH 67 X SI 85 2-2 **G5-3** ① 1-2 2-3 3-H	5	2	3	4	0	0	2
55 Roberto Pérez, R (1, 2) OBP: 0.287, SLG: 0.220			C SI 91 C SI 92 B CH 85 X SI 92 1-2 22 2B **1B**	S CH 82 S CH 82 S CH 82 0-3 **K** ③		B CH 84 X SI 92 1-0 2-H **1B**		C CU 80 X CU 82 0-1 12 WP 20 HBP 1-2 2-3 **1B**	B CH 68 B CH 70 B SI 85 C SI 86 X SI 85 3-1 20 G4-6-3 2-H 3-H **1B**	5	1	4	3	0	1	1

	AB	R	H	RBI	BB	SO	LOB
	41	12	17	11	1	4	21

Inning Stats	1	2	3	4	5	6	7	8	9
	R: 0 E: 0 K: 0 S: 9	H: 0 LOB: 0 BB: 0 P: 11	R: 0 E: 0 K: 1 S: 7	H: 1 LOB: 1 BB: 0 P: 11	R: 1 E: 0 K: 0 S: 15	H: 2 LOB: 1 BB: 0 P: 18	R: 2 E: 0 K: 1 S: 13	H: 3 LOB: 1 BB: 0 P: 14	R: 0 E: 0 K: 0 S: 7	H: 0 LOB: 0 BB: 0 P: 11
	R: 3 E: 0 K: 0 S: 15	H: 4 LOB: 1 BB: 0 P: 24	R: 1 E: 0 K: 1 S: 14	H: 2 LOB: 1 BB: 0 P: 24	R: 2 E: 0 K: 1 S: 16	H: 2 LOB: 2 BB: 0 P: 26	R: 3 E: 0 K: 0 S: 14	H: 3 LOB: 0 BB: 1 P: 24	1B: 13 2B: 4 3B: 0 HR: 0	SF: 1 SAC: 0 DP: 2 HBP: 3

WP: 2 PB: 0 SB: 0 CS: 0 PA: 46

PITCHER		IP	WLS	BF	H	R	ER	SO	BB	IBB	HBP	BLK	WP	HR	S	P	ERA	WHIP
33 Martín Pérez, L ERA: 4.45	(1, 1)	5.2	L	27	10	6	6	2	0	0	1	0	0	0	65	88	9.53	1.765
39 Dario Álvarez, L ERA: 5.0	(6, 1)	1.1		9	4	3	3	1	0	0	1	0	1	0	19	34	20.25	3.000
50 Keone Kela, R ERA: 7.25	(8, 1)	1.0		4	0	0	0	1	0	0	1	0	1	0	12	17	0.00	0.000
58 Alex Claudio, L ERA: 3.03	(9, 1)	1.0		6	3	3	3	0	1	0	0	0	0	0	14	24	27.00	4.000

PITCHER	IP	WLS	BF	H	R	ER	SO	BB	IBB	HBP	BLK	WP	HR	S	P	ERA	WHIP

Cleveland Indians @ Texas Rangers

Globe Life Park in Arlington, Arlington, TX

Fri Aug 26 2016, 8:08 PM - 11:24 PM EDT

Att. 31,853 - Cloudy - 86 F

livebaseballscorecards.com

BOTTOM

Batter	1	2	3	4	5	6	7	8	9	AB	R	H	RBI	BB	SO	LOB
30 Nomar Mazara, L (1, 9) OBP: 0.335, SLG: 0.426	C SI 91 C CU 83 B SI 92 B CU 82 B SI 93 X FF 91 3-2 29 BB 1B		X SI 91 0-0 20 G5-4-3 1B		B SI 91 C CH 85 F SL 90 F SI 92 X CU 83 1-2 ② G4-3			C FF 93 B KC 84 X KC 83 1-1 ① G1-3		4	0	2	0	0	0	0
20 Ian Desmond, R (1, 8) OBP: 0.336, SLG: 0.469 3 Delino DeShields, R (8, PH) OBP: 0.302, SLG: 0.344 (9, 7)	C SI 92 B SI 93 S CU 84 B CU 83 C SI 93 2-3 ① K		C SI 91 B FF 90 B SL 90 X SI 92 2-1 ①② G5-4-3 1-2f		C CU 82 B SL 90 C CU 84 F FF 94 F SI 93 F SI 94 B SL 91 C SI 92 2-3 ③ K			B FF 94 B FF 93 F FF 94 F FF 94 F FF 94 F KC 83 S FF 94 2-3 ② K		3 1	0 0	0 0	0 0	0 0	2 1	2 0
36 Carlos Beltrán, S (1, 10) OBP: 0.326, SLG: 0.506	S SL 89 X SI 92 0-1 ② F7		B CH 85 F SI 93 F SL 90 B SI 92 S CU 84 2-3 ③ K			C SI 91 B CH 84 B FF 92 F FF 92 F CU 84 F SL 89 S CU 82 2-3 ① K		C KC 84 B FF 94 B KC 84 X FF 94 2-1 ③ F7		4	0	0	0	0	2	1
29 Adrián Beltré, R (1, 5) OBP: 0.346, SLG: 0.490 19 Jurickson Profar, S (9, 5) OBP: 0.320, SLG: 0.370	B SI 93 B SI 92 B CU 85 C FF 93 C SL 90 D FF 92 4-2 1-2 BB			C SI 91 S FF 89 B SL 91 B CU 83 F SI 92 F FF 93 F SI 93 B SL 90 F SI 95 4-2 F CU 85 B FF 94 12 1B BB		X SI 92 0-0 HR		X FF 93 0-0 12 BB 1B	1 1	1 0	1 1	1 0	2 0	0 0	0 0
12 Rougned Odor, L (1, 4) OBP: 0.296, SLG: 0.491	B CU 83 X FF 91 1-0 ③ F7			F SL 88 X CH 84 0-1 1-2 1B	B SL 90 F SL 89 S CU 82 C SI 92 1-3 ② K				B FF 91 B FF 93 B FF 92 B FF 91 4-0 1-2 BB	3	0	1	0	1	1	2
25 Jonathan Lucroy, R (1, 2) OBP: 0.353, SLG: 0.502 61 Robinson Chirinos, R (9, 2) OBP: 0.275, SLG: 0.433		B CU 81 C SI 92 S CU 81 X FF 92 1-2 1 FC5-4 1B		F SL 90 B SL 91 B SI 92 S SL 89 F CU 84 X SI 94 2-2 ① F3		B SL 89 B SL 89 B SI 92 C SI 93 C FF 91 C SI 92 3-3 ③ K			C FF 93 B FF 93 F FF 92 B FF 93 C FF 94 2-3 ① K	3 1	0 0	1 0	0 0	0 0	1 1	2 2
18 Mitch Moreland, L (1, 3) OBP: 0.318, SLG: 0.474 16 Ryan Rua, R (8, 3) OBP: 0.335, SLG: 0.401		B SI 91 S SL 88 B SI 92 F SL 90 F CU 84 C SI 93 2-3 ① K		X SL 91 0-0 ② F9			B FC 92 B FC 91 F FC 93 B FC 92 C FC 92 S FC 93 3-3 ① K		C FF 94 S SL 82 B FF 94 C FF 94 1-3 ② K	3 1	0 0	0 0	0 0	0 0	2 1	3 2
14 Carlos Gómez, R (1, 7) OBP: 0.268, SLG: 0.327 (9, 8)		1 SAFE F SL 89 B SI 90 B CU 82 F SL 85 B SI 93 F SI 92 X SL 90 3-2 ② F8		S CU 84 S CU 84 D CU 84 D CU 84 X SI 92 2-2 ③ G4-3			C FC 94 B SL 80 S FC 94 F FC 92 S FC 93 1-3 ② K		C CU 80 B FF 94 B FF 93 C FF 95 F FF 94 S FF 95 2-3 ③ K	4	0	0	0	0	2	5
1 Elvis Andrus, R (1, 6) OBP: 0.351, SLG: 0.404		X SI 92 0-0 ③ FC5-4 1-2f			B SI 91 C SL 90 F SI 93 F FF 93 F CU 84 F SI 93 F SL 91 X CU 84 1-2 ① F7			F FC 93 X FC 92 0-1 ③ G5-3		3	0	0	0	0	0	1
Inning Stats	R: 0 E: 0 K: 1 S: 11 H: 1 LOB: 2 BB: 1 P: 21	R: 0 E: 0 K: 1 S: 12 H: 1 LOB: 1 BB: 0 P: 18	R: 0 E: 0 K: 1 S: 6 H: 1 LOB: 0 BB: 0 P: 10	R: 0 E: 0 K: 0 S: 17 H: 1 LOB: 2 BB: 1 P: 25	R: 0 E: 0 K: 1 S: 17 H: 0 LOB: 0 BB: 0 P: 21	R: 1 E: 0 K: 3 S: 12 H: 1 LOB: 0 BB: 0 P: 18	R: 0 E: 0 K: 2 S: 9 H: 0 LOB: 0 BB: 0 P: 13	R: 0 E: 0 K: 1 S: 9 H: 0 LOB: 0 BB: 0 P: 14	R: 0 E: 0 K: 3 S: 11 H: 1 LOB: 2 BB: 1 P: 20	1B: 5 2B: 0 3B: 0 HR: 1 SF: 0 SAC: 0 DP: 1 HBP: 0						WP: 0 PB: 0 SB: 0 CS: 0 PA: 35	

PITCHER		IP	WLS	BF	H	R	ER	SO	BB	IBB	HBP	BLK	WP	HR	S	P	ERA	WHIP
28 Corey Kluber, R ERA: 3.07	(1, 1)	6.0	W	24	5	1	1	7	2	0	0	0	0	1	75	113	1.50	1.167
27 Bryan Shaw, R ERA: 3.35	(7, 1)	1.0		3	0	0	0	2	0	0	0	0	0	0	9	13	0.00	0.000
37 Cody Allen, R ERA: 3.04	(8, 1)	1.0		3	0	0	0	1	0	0	0	0	0	0	9	14	0.00	0.000
34 Zach McAllister, R ERA: 4.2	(9, 1)	1.0		5	1	0	0	3	1	0	0	0	0	0	11	20	0.00	2.000

PITCHER	IP	WLS	BF	H	R	ER	SO	BB	IBB	HBP	BLK	WP	HR	S	P	ERA	WHIP

AB	32
R	1
H	6
RBI	1
BB	3
SO	13
LOB	20

Cleveland Indians @ Texas Rangers

Globe Life Park in Arlington, Arlington, TX

Sat Aug 27 2016, 8:08 PM - 11:04 PM EDT

Att. 44,944 - Clear - 89 F

livebaseballscorecards.com

TOP

Batter	1	2	3	4	5	6	7	8	9	AB	R	H	RBI	BB	SO	LOB
41 Carlos Santana, S (1, 3) OBP: 0.345, SLG: 0.472	C FF 87 C CU 67 X SL 84 0-2 G3		C CU 64 B SL 80 B FF 86 S CH 79 F FF 88 B CU 65 F CH 81 F SL 85 F FF 89 4-2 B CU 66 22 CS BB		F FF 86 C CU 66 F FF 87 B FF 88 B CU 67 D CH 80 X FF 89 3-2 L8		D CU 77 S FS 84 F FC 86 B CU 77 X FF 91 2-2 G3			3	0	0	0	1	0	2
22 Jason Kipnis, L (1, 4) OBP: 0.341, SLG: 0.482	C FF 85 C CH 84 S CU 66 0-3 K2-3		B CH 82 C SL 82 F CU 66 B FF 88 F SL 84 F FF 88 B FF 88 S FF 88 3-3 K 1-2		X SL 84 0-0 P6			B SI 92 X SI 93 1-0 1B		4	0	1	0	0	2	2
12 Francisco Lindor, S (1, 6) OBP: 0.353, SLG: 0.447 1 Michael Martinez, S (8, 6) OBP: 0.281, SLG: 0.329	X SL 84 0-0 3B		C FF 88 S CU 66 B CU 66 S FF 89 1-3 K			C FF 86 X SL 83 0-1 L9		C SI 94 D SL 85 B SL 85 F SI 95 F SI 94 F SI 94 F SI 94 S SL 84 2-3 K		4 0	0 0	1 0	0 0	0 0	2 0	1 0
26 Mike Napoli, R (1, 10) OBP: 0.340, SLG: 0.498	X CU 65 0-0 F8			C FF 86 B CH 79 C FF 86 B SL 80 T FF 89 2-2 K		C CU 67 B SL 82 S CH 80 B CU 66 X FF 89 2-2 G3		D SL 84 C SL 84 C SI 94 D SL 84 D SL 86 S SI 95 3-3 K		4	0	0	0	0	2	2
11 José Ramírez, S (1, 5) OBP: 0.362, SLG: 0.459		C FF 83 B FF 84 B FF 85 X FF 86 2-1 72 HBP 1B		C FF 86 B SL 84 F FF 87 B FF 89 X CU 67 2-2 1B		C SL 82 F SL 84 B FF 89 F FF 88 X SL 83 1-2 3B		F SI 95 B SI 94 X SI 93 1-1 L9		4	0	3	0	0	0	1
8 Lonnie Chisenhall, L (1, 9) OBP: 0.337, SLG: 0.465		F FF 84 X SL 81 0-1 F8		B SL 82 C SL 81 T CH 79 F FF 88 S CH 79 1-3 K		B CU 67 S CH 80 F SL 82 S FF 88 1-3 K			B FF 96 X FF 97 1-0 F7	4	0	0	0	0	2	3
35 Abraham Almonte, S (1, 7) OBP: 0.299, SLG: 0.423		C SL 80 B CU 65 F SL 82 X FF 87 1-2 F7		F FF 84 B FF 87 1 SAFE X CU 67 1-1 F9			F SI 92 B SI 93 B FC 89 B FC 88 X SI 91 3-1 1B		X FF 97 0-0 E5 55 FC5-4	4	0	1	0	0	0	2
72 Tyler Naquin, L (1, 8) OBP: 0.364, SLG: 0.569		C CU 66 B FF 87 1 SAFE C SL 83 H CU 61 2-2 1-2 HBP			X FF 83 0-0 F7		F FC 88 B FC 87 F FC 88 S FF 91 1-3 K		S CU 80 X FF 96 0-1 F8	3	0	0	0	0	1	2
55 Roberto Pérez, R (1, 2) OBP: 0.286, SLG: 0.221		B SL 82 X SL 82 1-0 G4-3			C FF 85 B FF 85 B CU 66 S FF 88 F FF 89 X FF 89 2-2 1B		D FC 87 C SI 91 S CU 77 D CU 79 B FS 88 S SI 91 3-3 K		B FF 99 S FF 98 C FF 97 B CU 82 F SL 93 F FF 98 X CU 80 2-2 FC5-4 1-2f	4	0	1	0	0	1	4
Inning Stats	R: 0 E: 0 K: 1 S: 8 H: 1 LOB: 1 BB: 0 P: 8	R: 0 E: 0 K: 0 S: 10 H: 1 LOB: 2 BB: 0 P: 16	R: 0 E: 0 K: 2 S: 14 H: 0 LOB: 0 BB: 1 P: 22	R: 0 E: 0 K: 2 S: 12 H: 1 LOB: 1 BB: 0 P: 18	R: 0 E: 0 K: 0 S: 10 H: 1 LOB: 1 BB: 0 P: 15	R: 0 E: 0 K: 1 S: 12 H: 1 LOB: 1 BB: 0 P: 16	R: 0 E: 0 K: 2 S: 11 H: 1 LOB: 1 BB: 0 P: 20	R: 0 E: 0 K: 2 S: 12 H: 1 LOB: 1 BB: 0 P: 19	R: 0 E: 1 K: 0 S: 9 H: 0 LOB: 1 BB: 0 P: 12	1B: 5 2B: 1 3B: 2 HR: 0	SF: 0 SAC: 0 DP: 1 HBP: 1		WP: 0 PB: 0 SB: 0 CS: 1	PA: 36			

	AB	34
	R	0
	H	7
	RBI	0
	BB	1
	SO	10
	LOB	19

PITCHER		IP	WLS	BF	H	R	ER	SO	BB	IBB	HBP	BLK	WP	HR	S	P	ERA	WHIP
64 A.J. Griffin, R ERA: 4.39	(1, 1)	6.0	W	24	5	0	0	6	1	0	1	0	0	0	66	95	0.00	1.000
43 Tony Barnette, R ERA: 2.17	(7, 1)	1.0		4	1	0	0	2	0	0	0	0	0	0	11	20	0.00	1.000
41 Jake Diekman, L ERA: 2.72	(8, 1)	1.0		4	1	0	0	2	0	0	0	0	0	0	12	19	0.00	1.000
51 Matt Bush, R ERA: 2.84	(9, 1)	1.0		4	0	0	0	0	0	0	0	0	0	0	9	12	0.00	0.000

PITCHER		IP	WLS	BF	H	R	ER	SO	BB	IBB	HBP	BLK	WP	HR	S	P	ERA	WHIP

Cleveland Indians @ Texas Rangers

Globe Life Park in Arlington, Arlington, TX

Sat Aug 27 2016, 8:08 PM - 11:04 PM EDT

Att. 44,944 - Clear - 89 F

BOTTOM

livebaseballscorecards.com

Batter	1	2	3	4	5	6	7	8	9	AB	R	H	RBI	BB	SO	LOB
30 Nomar Mazara, L (1, 9) OBP: 0.333, SLG: 0.423	F FF 95 B FF 94 B CH 90 F FF 94 B CH 89 F FF 95 F FF 94 S CH 89 3-3 **K** ① 1-2	F CH 87 B FF 92 C FF 93 F CU 82 F FF 92 B CH 89 B CU 84 F SL 86 X FF 93 3-2 20 WP 1B		B CU 81 C FF 92 F CU 81 S FF 92 1-3 **K** ① 1-2	X SI 91 0-0 **L8** ③			B CU 67 X CU 73 1-0 **P2** ③		5	0	1	0	0	2	2
20 Ian Desmond, R (1, 8) OBP: 0.337, SLG: 0.469	B FF 95 B SL 87 S SL 87 B FF 95 X FF 94 3-1 29 BLK 36 1B 12 E 1B	C FF 94 S SL 85 B SL 85 S CU 84 1-3 **K** ② 1-2		F SL 84 B FF 92 X FF 93 1-1 36 1B 1B		X SI 90 0-0 **G6-3** ① 1-2				4	1	2	0	0	1	1
36 Carlos Beltrán, S (1, 10) OBP: 0.327, SLG: 0.506	**B FF 94** **1 SAFE** **B FF 93** **B SI 94** **C FF 92** 1 SAFE 1 SAFE X SI 93 3-1 12 E 29 BLK 18 HR 1B 1-2	B SI 94 B SI 91 C CH 86 X FF 93 2-1 **G4-3** ③		**C CH 90** **1 SAFE** **B SI 91** **1 SAFE** 1 SAFE F SI 93 X FF 92 1-2 1B 1-2		C FF 90 X CH 83 0-1 **G1-3** ② 1-2				4	1	2	0	0	0	1
29 Adrián Beltré, R (1, 5) OBP: 0.343, SLG: 0.486	C SL 86 B FF 94 X SI 93 1-1 FC5 12 E 18 HR 1-2 2-3		B CH 89 S SL 84 F CH 91 X SL 85 1-2 **G5-3** ① 2-3	C SL 86 B SL 86 S FF 93 B CU 83 S FF 94 2-3 **K** ②		C FF 91 F FF 91 B SL 85 C SI 92 1-3 **K** ③				4	1	0	0	0	2	4
12 Rougned Odor, L (1, 4) OBP: 0.295, SLG: 0.491	F FF 93 S SL 85 X SL 85 0-2 **E3** 18 HR 1-2 2-3 3-H		C CU 81 B CU 83 C FF 92 F SI 93 X FF 93 1-2 1 2B 2B 2-3	C CU 81 D CH 89 F FF 93 B CU 81 T CH 88 2-2 **K** ③			S FF 93 C FF 93 F SL 85 F SL 83 B SL 82 C SL 83 1-3 **K** ①			4	2	1	1	0	2	4
14 Carlos Gómez, R (1, 7) OBP: 0.265, SLG: 0.322	F FF 95 S SI 92 S SL 87 0-3 **K** ② 1-2		B SI 91 B CH 91 C SL 84 S CH 90 T SL 85 2-2 **K** ② 2-3		B CU 82 F SI 91 B CU 83 X CU 82 2-1 **F9** ① 2-2		F FF 94 C FF 94 S SL 82 0-3 **K** ② 1-2			4	0	0	0	0	3	4
18 Mitch Moreland, L (1, 3) OBP: 0.320, SLG: 0.481	X SL 85 0-0 HR 1-H 2-H 3-H		B FF 93 B CH 87 B CH 86 I IN 69 4-0 1 2B IBB		B SI 92 X SI 92 1-0 **G5-3** ② 1-2		C SL 82 C FF 95 S SL 84 0-3 **K** ③ 1-2			3	2	1	4	1	1	0
1 Elvis Andrus, R (1, 6) OBP: 0.352, SLG: 0.408	B FF 92 X FF 93 1-0 **F8** ③ 1-2		B CU 84 X CH 91 1-0 1-H 2-H 2B 2-2		C SI 92 B CU 84 C CU 83 F CU 83 X CU 83 1-2 61 1B 1B			X CU 64 0-0 **L6** ① 1-2		4	0	2	2	0	0	0
61 Robinson Chirinos, R (1, 2) OBP: 0.275, SLG: 0.427		B CH 86 X FF 92 1-0 **G3** ① 1-2	F FF 92 S SL 85 C CU 84 0-3 **K** ③ 1-2		F SI 90 B SI 91 F SI 90 F CU 83 B SI 91 F SI 90 F CU 82 B SI 90 X CU 83 3-2 1B 1-2			B CU 65 B CU 69 F CU 74 B CU 67 F CU 71 F CH 82 X CU 73 3-2 **G6-3** ② 1-2		4	0	1	0	0	1	1
Inning Stats	R: 5 H: 3 E: 1 LOB: 0 K: 2 BB: 0 S: 19 P: 30	R: 0 H: 1 E: 0 LOB: 1 K: 1 BB: 0 S: 12 P: 19	R: 2 H: 2 E: 0 LOB: 1 K: 2 BB: 1 S: 14 P: 23	R: 0 H: 2 E: 0 LOB: 2 K: 3 BB: 0 S: 14 P: 21	R: 0 H: 2 E: 0 LOB: 2 K: 0 BB: 0 S: 14 P: 21	R: 0 H: 0 E: 0 LOB: 0 K: 1 BB: 0 S: 6 P: 7	R: 0 H: 0 E: 0 LOB: 0 K: 3 BB: 0 S: 11 P: 12	R: 0 H: 0 E: 0 LOB: 0 K: 0 BB: 0 S: 6 P: 10		1B: 7 SF: 0 2B: 2 SAC: 0 3B: 0 DP: 0 HR: 1 HBP: 0						WP: 1 PA: 37 PB: 0 SB: 0 CS: 0	

	AB	36
	R	7
	H	10
	RBI	7
	BB	1
	SO	12
	LOB	17

PITCHER		IP	WLS	BF	H	R	ER	SO	BB	IBB	HBP	BLK	WP	HR	S	P	ERA	WHIP
59 Carlos Carrasco, R ERA: 3.23	(1, 1)	4.0	L	23	8	7	3	8	0	1	0	1	1	1	59	93	6.75	2.000
53 Jeff Manship, R ERA: 2.8	(5, 1)	1.0		5	2	0	0	0	0	0	0	0	0	0	14	21	0.00	2.000
61 Dan Otero, R ERA: 1.35	(6, 1)	1.0		3	0	0	0	1	0	0	0	0	0	0	6	7	0.00	0.000
24 Andrew Miller, L ERA: 1.42	(7, 1)	1.0		3	0	0	0	3	0	0	0	0	0	0	11	12	0.00	0.000
38 Chris Gimenez, R ERA: 12.0	(8, 1)	1.0		3	0	0	0	0	0	0	0	0	0	0	6	10	0.00	0.000

PITCHER	IP	WLS	BF	H	R	ER	SO	BB	IBB	HBP	BLK	WP	HR	S	P	ERA	WHIP

Cleveland Indians @ Texas Rangers

Globe Life Park in Arlington, Arlington, TX

Sun Aug 28 2016, 3:08 PM - 5:50 PM EDT

Att. 35,225 - Cloudy - 90 F

TOP

livebaseballscorecards.com

Batter	1	2	3	4	5	6	7	8	9	AB	R	H	RBI	BB	SO	LOB
20 Rajai Davis, R (1, 8) OBP: 0.317, SLG: 0.402	F SI 89 B SI 90 S SL 81 F SL 81 X SL 80 1-2 ① F7		C KC 77 B SI 91 F SL 77 B SI 92 X SI 91 2-2 ③ G4-3			X KC 76 0-0 ② F8		C CU 79 T FF 98 B FF 97 X FF 98 1-2 ② G1-3		4	0	0	0	0	0	1
22 Jason Kipnis, L (1, 4) OBP: 0.341, SLG: 0.480	C SI 90 F SI 90 F SI 90 B SI 90 B SL 80 C SI 91 2-3 ② K			C SI 88 F SI 90 F SI 91 B SL 80 F SI 90 S SL 80 1-3 ① K		F SI 90 X SI 90 0-1 12 1B 2-H 1B		S FF 96 S FF 97 B FF 97 F CU 81 B FF 97 T FF 97 2-2 ③ K		4	0	1	1	0	3	0
12 Francisco Lindor, S (1, 6) OBP: 0.356, SLG: 0.449	X SI 89 0-0 1B			S SL 77 S KC 77 S SL 80 0-3 ② K		F SL 78 X KC 77 0-1 1-2 1B			X SI 94 0-0 11 BB 26 S 1B	4	0	3	0	0	1	0
26 Mike Napoli, R (1, 10) OBP: 0.337, SLG: 0.493	C SL 81 C SI 90 D SL 80 1 SAFE F SI 89 X KC 76 1-2 ③ P4			C SL 80 X SL 79 0-1 ③ G6-3		S SL 79 B SL 78 S SI 91 X SL 78 1-2 ③ L7			C SI 94 T SI 94 1 SAFE D CH 89 B SI 94 F SI 95 S CH 89 2-3 ① K 1-2	4	0	0	0	0	1	4
41 Carlos Santana, S (1, 3) OBP: 0.346, SLG: 0.470		F SI 89 B SI 90 S SL 80 C SI 90 1-3 ① K			C KC 76 B KC 76 B SI 90 B SL 77 X SI 90 3-1 ① G5-3		B SL 82 B SI 94 B SI 94 B SI 94 4-0 11 G6-4-3 BB		B CH 89 D FF 94 B CH 90 B CH 89 4-0 11 BB BB	2	0	0	0	2	1	0
11 José Ramírez, S (1, 5) OBP: 0.361, SLG: 0.456		B CH 89 X SI 90 1-0 ② G6-3			F KC 76 B SI 91 L SL 77 F KC 76 F SL 80 B SL 80 F SI 91 X SI 90 2-2 ② F7		B SL 93 D SI 94 B SI 93 C SI 93 C SI 94 F SI 94 X SI 94 3-2 ①② G6-4-3 1-2f		B SI 95 B CH 88 B SI 95 B SI 94 4-0 1-2 2-3 BB	3	0	0	0	1	0	1
6 Brandon Guyer, R (1, 7) OBP: 0.368, SLG: 0.421 72 Tyler Naquin, L (9, PH) OBP: 0.363, SLG: 0.567		B FF 89 X SI 90 1-0 ③ G5-3			C SI 90 H SL 80 1-1 35 2-4 HBP		X SI 95 0-0 1B		B SI 96 C SI 95 F SI 94 S CH 89 1-3 ② K	2 1	0 0	1 0	0 0	0 0	0 1	0 3
35 Abraham Almonte, S (1, 9) OBP: 0.298, SLG: 0.417			C KC 76 S KC 76 X SI 90 0-2 ① G6-3		F KC 76 D SL 77 1-1 ③ 2-4 1-2	B SI 90 C KC 76 C KC 75 X CH 80 1-2 38 S 22 1B 1B	B SI 94 F SI 94 B SI 95 F SI 94 X SL 86 2-2 ③ G4-3		B CH 89 D SI 96 X FF 96 2-0 ③ F8	4	1	1	0	0	0	4
38 Chris Gimenez, R (1, 2) OBP: 0.258, SLG: 0.342 8 Lonnie Chisenhall, L (8, PH) OBP: 0.336, SLG: 0.464 55 Roberto Pérez, R (8, 2) OBP: 0.286, SLG: 0.221		B SI 90 F SI 91 C KC 77 F SL 79 S KC 77 1-3 ② K			1 SAFE C SI 90 D SL 77 B KC 77 C SI 91 X KC 77 2-2 ① G1-3 1-2		C FF 97 X FF 96 0-1 ① F7			2 1 0	0 0 0	0 0 0	0 0 0	0 0 0	1 0 0	1 0 0
Inning Stats	R: 0 E: 0 K: 1 S: 13 H: 1 LOB: 1 BB: 0 P: 17	R: 0 E: 0 K: 1 S: 5 H: 0 LOB: 0 BB: 0 P: 8	R: 0 E: 0 K: 1 S: 10 H: 0 LOB: 0 BB: 0 P: 13	R: 0 E: 0 K: 2 S: 10 H: 0 LOB: 0 BB: 0 P: 11	R: 0 E: 0 K: 0 S: 10 H: 0 LOB: 1 BB: 0 P: 17	R: 1 E: 0 K: 0 S: 14 H: 3 LOB: 2 BB: 0 P: 18	R: 0 E: 0 K: 0 S: 8 H: 1 LOB: 1 BB: 1 P: 17	R: 0 E: 0 K: 1 S: 9 H: 0 LOB: 0 BB: 0 P: 12	R: 0 E: 0 K: 2 S: 9 H: 1 LOB: 3 BB: 2 P: 22	1B: 6 2B: 0 3B: 0 HR: 0 SF: 0 SAC: 0 DP: 1 HBP: 1						

	AB	31
	R	1
	H	6
	RBI	1
	BB	3
	SO	8
	LOB	14

WP: 0 PB: 0 SB: 2 CS: 0 PA: 35

PITCHER		IP	WLS	BF	H	R	ER	SO	BB	IBB	HBP	BLK	WP	HR	S	P	ERA	WHIP
45 Derek Holland, L ERA: 4.68	(1, 1)	6.0	W	23	4	1	1	5	0	0	1	0	0	0	62	84	1.50	0.667
41 Jake Diekman, L ERA: 2.66	(7, 1)	1.0	H	4	1	0	0	0	1	0	0	0	0	0	8	17	0.00	2.000
51 Matt Bush, R ERA: 2.78	(8, 1)	1.0	H	3	0	0	0	1	0	0	0	0	0	0	9	12	0.00	0.000
47 Sam Dyson, R ERA: 2.78	(9, 1)	1.0	S	6	1	0	0	2	2	0	0	0	0	0	9	22	0.00	3.000

PITCHER	IP	WLS	BF	H	R	ER	SO	BB	IBB	HBP	BLK	WP	HR	S	P	ERA	WHIP

Cleveland Indians @ Texas Rangers

Globe Life Park in Arlington, Arlington, TX

Sun Aug 28 2016, 3:08 PM - 5:50 PM EDT

Att. 35,225 - Cloudy - 90 F

livebaseballscorecards.com

BOTTOM

Batter	1	2	3	4	5	6	7	8	9	AB	R	H	RBI	BB	SO	LOB
30 Nomar Mazara, L (1, 9) OBP: 0.333, SLG: 0.420	C SI 91 B FF 93 X CH 83 1-1 P5 ①		F SI 94 C CU 81 1 SAFE F FF 95 B FF 96 1 SAFE F SL 86 B FF 94 S CH 84 2-3 K ② 1-2		B CU 79 S CH 83 B CU 80 B SI 92 X SI 93 3-1 G4-3 ②		B CU 76 B CH 82 B SI 89 B FF 88 4-0 20 FC6-4 BB			3	0	0	0	1	1	1
20 Ian Desmond, R (1, 8) OBP: 0.338, SLG: 0.469	F FF 94 B FF 95 B FF 95 X SI 95 2-1 G6-3 ②		X SI 93 0-0 E9 1B 2-H		X FF 94 0-0 19 HBP 1B		B SI 89 X SI 89 1-0 FC6-4 ③ 1-2f			4	0	2	1	0	0	1
19 Jurickson Profar, S (1, 5) OBP: 0.319, SLG: 0.365	C FF 93 C FF 96 S CH 86 0-3 K ③		B CH 83 B FF 92 B CH 83 C FF 95 X SI 92 3-1 G2-3 ③		D SI 93 F SI 93 H SL 84 2-1 HBP 1-2			C FF 94 S CH 87 B FF 93 B CH 88 F CH 88 X CH 88 2-2 G4-3 ①		3	0	0	0	0	1	1
29 Adrian Beltré, R (1, 10) OBP: 0.344, SLG: 0.485		C FF 95 S SI 94 X SI 96 0-2 1B		B CU 77 C CH 83 B FF 95 S FF 94 F CH 85 F FF 96 F CH 85 B CU 80 F CH 85 4-2 12 WP 25 1B BB	C SI 91 F CH 84 S CU 80 0-3 K ③			C SL 86 F SL 84 X SI 94 0-2 F9 ②		3	1	1	0	1	1	2
12 Rougned Odor, L (1, 4) OBP: 0.293, SLG: 0.487		F SI 94 B FF 93 F SI 94 B SI 94 S FF 95 2-3 K ①		F SI 95 F FF 95 S SL 83 0-3 K ① 1-2		B CU 77 C CH 81 B SL 83 F SI 92 F CH 84 S CH 85 2-3 K ①		C CU 76 X CH 88 0-1 G6-3 ③		4	0	0	0	0	3	2
25 Jonathan Lucroy, R (1, 2) OBP: 0.355, SLG: 0.504		B FF 94 B CH 85 C FF 95 F SI 95 S CH 85 2-3 K ②		X FF 94 0-0 14 FC4 1B 2-H		C CU 78 F CH 84 X CH 86 0-2 18 G6-5-3 1B				3	0	2	1	0	1	1
18 Mitch Moreland, L (1, 3) OBP: 0.318, SLG: 0.477		C FF 95 D SL 87 C CH 86 S FF 96 1-3 K ③		F SI 94 B SL 86 B FF 94 F CH 83 S CH 86 2-3 K ②		B SI 89 F SI 89 X CH 81 1-1 G6-5-3 ②③ 1-2f				3	0	0	0	0	2	3
14 Carlos Gómez, R (1, 7) OBP: 0.263, SLG: 0.319			B SL 86 B FF 96 F FF 96 L FF 95 B FF 96 S CH 84 3-3 K ① C FF 94 X SI 94 0-1 FC4 ③ 1-2f				X SL 82 0-0 F7 ①			3	0	0	0	0	1	1
1 Elvis Andrus, R (1, 6) OBP: 0.352, SLG: 0.406			B SI 96 B CH 85 F SI 95 C FF 96 B CH 86 B SI 96 4-2 30 S 20 E BB		B CH 89 F FF 92 B CH 83 X SI 93 2-1 P5 ①		C FF 90 B FF 90 F SI 91 F CH 83 F SI 90 X SL 84 1-2 G6-3 ②			2	1	0	0	1	0	0
Inning Stats	R: 0 E: 0 K: 1 S: 7 H: 0 LOB: 0 BB: 0 P: 10	R: 0 E: 0 K: 3 S: 12 H: 1 LOB: 1 BB: 0 P: 17	R: 1 E: 1 K: 2 S: 13 H: 1 LOB: 1 BB: 1 P: 25	R: 1 E: 0 K: 2 S: 15 H: 1 LOB: 1 BB: 1 P: 21	R: 0 E: 0 K: 1 S: 9 H: 1 LOB: 2 BB: 0 P: 16	R: 0 E: 0 K: 1 S: 9 H: 1 LOB: 0 BB: 0 P: 12	R: 0 E: 0 K: 0 S: 7 H: 0 LOB: 1 BB: 1 P: 13	R: 0 E: 0 K: 0 S: 9 H: 0 LOB: 0 BB: 0 P: 11		1B: 5 2B: 0 3B: 0 HR: 0 SF: 0 SAC: 0 DP: 1 HBP: 1					

	AB	28
	R	2
	H	5
	RBI	2
	BB	3
	SO	10
	LOB	12

WP: 1 PA: 32
PB: 0
SB: 1
CS: 0

PITCHER		IP	WLS	BF	H	R	ER	SO	BB	IBB	HBP	BLK	WP	HR	S	P	ERA	WHIP
31 Danny Salazar, R ERA: 3.88	(1, 1)	5.1	L	24	5	2	2	10	2	0	1	0	1	0	63	98	3.38	1.312
61 Dan Otero, R ERA: 1.31	(6, 1)	1.2		5	0	0	0	0	1	0	0	0	0	0	9	16	0.00	0.600
73 Mike Clevinger, R ERA: 5.3	(8, 1)	1.0		3	0	0	0	0	0	0	0	0	0	0	9	11	0.00	0.000

PITCHER		IP	WLS	BF	H	R	ER	SO	BB	IBB	HBP	BLK	WP	HR	S	P	ERA	WHIP

Batter	1	2	3	4	5	6	7	8	9	10	AB	R	H	RBI	BB	SO	LOB
2 Brian Dozier, R (1, 4) OBP: 0.342, SLG: 0.535	B FF 92 X FF 92 1-0 P3 ①		D FC 89 B FC 88 B FF 93 C FF 93 B FC 88 4-1 1-2 BB		C KC 74 B SI 91 F KC 74 F FF 95 F FC 92 B FF 94 X FF 96 2-2 1B ③		B FF 95 D SL 83 C SL 82 F SL 82 S SL 84 2-3 K ③			C FF 93 B KC 84 B KC 84 X FF 94 2-1 L7 ②	4	0	1	0	1	1	2
7 Joe Mauer, L (1, 3) OBP: 0.375, SLG: 0.402	B FF 92 B FF 91 C FF 91 X SI 91 2-1 2B		C FF 92 B FF 93 2 SAFE B FF 92 T FC 89 B FF 94 F FF 94 X FC 90 3-2 L9 ②			C FF 91 B CH 84 B FC 87 B CH 84 F FF 92 F SI 92 X FF 92 3-2 G4-3 ①		B FF 93 C FF 93 X FF 93 1-1 G4-3 ①		B FF 94 B FF 93 C FF 93 B KC 85 C FF 94 B FF 94 4-2 22 BB 24 1B BB	4	0	1	0	1	0	2
24 Trevor Plouffe, R (1, 10) OBP: 0.301, SLG: 0.409	B FF 92 C FC 86 B KC 73 C FC 87 C SI 91 2-3 K ②		B FF 93 S FC 88 S FF 94 S FF 94 1-3 K ③			B FF 92 F FF 91 B KC 74 X FF 92 2-1 26 FC6 1B		B FC 92 T FC 91 X FC 92 1-1 F9 ②		B FF 93 X FF 94 1-0 22 BB 1-2 1B	5	0	2	0	0	2	3
22 Miguel Sanó, R (1, 5) OBP: 0.328, SLG: 0.459	C FF 93 B SI 91 B FF 94 B FC 88 X FF 94 3-1 F9 ③			C FC 87 B KC 75 B FF 93 X FF 93 2-1 G6-3 ①		X FC 86 0-0 F9 ②		X FC 92 0-0 L8 ③		B FF 94 D KC 85 F FF 94 D KC 84 F FF 93 F FF 94 F FF 94 D FF 94 4-2 1-2 2-3 BB	4	0	0	0	1	0	2
26 Max Kepler, L (1, 9) OBP: 0.326, SLG: 0.465		C SI 91 B KC 75 B CH 83 F CH 86 F KC 77 C FF 94 2-3 K ①		C KC 74 C KC 76 X KC 80 0-2 G4-3 ②		D KC 74 C FF 90 B KC 74 C KC 75 F KC 76 F FF 94 X KC 78 2-2 FC6 1-2f ③			B FF 94 F FF 95 F FF 94 C KC 85 1-3 K ①	B FF 94 B FF 94 F FF 94 F FF 95 F FF 93 F FF 95 X FF 94 2-2 F8 ③	5	0	0	0	0	2	4
11 Jorge Polanco, S (1, 6) OBP: 0.329, SLG: 0.431		C CH 86 C KC 74 X FC 90 0-2 G4-3 ②		B FC 88 B FC 89 S CH 85 X CH 85 2-1 2B			C SL 82 C FF 93 F FF 94 X SL 83 0-2 37 1B 1B		B KC 84 F FF 94 B FF 95 X FF 95 2-1 F8 ②		4	0	2	0	0	0	0
20 Eddie Rosario, L (1, 7) (7, 8) OBP: 0.290, SLG: 0.420		S FF 94 B FF 95 X KC 76 1-1 G4-3 ③		B FF 94 S FC 89 S FF 94 F FF 94 S KC 79 1-3 K ③			B SL 82 M SL 82 B SL 84 M SL 82 S SL 81 2-3 K ①		X FF 94 0-0 2B		4	0	1	0	0	2	2
37 Juan Centeno, L (1, 2) OBP: 0.301, SLG: 0.375			B FC 87 F CH 83 C CH 84 B SI 91 X CH 84 2-2 2 BB 1B		B CH 83 F SI 91 F FC 87 X CH 84 1-2 G4-3 ①		B SL 83 S SL 80 X SL 82 1-1 1-3 1B		B KC 84 B FF 95 F FF 94 F FF 94 S KC 86 2-3 K2-3 ③		4	0	2	0	0	1	1
32 Logan Schafer, L (1, 8) 36 Robbie Grossman, S (7, PH) OBP: 0.384, SLG: 0.437 (7, 7)			X FF 90 0-0 L8 ①		X CH 83 0-0 G4-3 ②		C SL 82 F FF 95 S SL 84 0-3 K ②			F FF 93 C FF 93 S FF 94 0-3 K ①	2 2	0 0	0 0	0 0	0 0	0 2	1 2
Inning Stats	R: 0 E: 0 K: 1 S: 8 H: 1 LOB: 1 BB: 0 P: 16	R: 0 E: 0 K: 1 S: 9 H: 0 LOB: 0 BB: 0 P: 12	R: 0 E: 0 K: 1 S: 12 H: 1 LOB: 2 BB: 1 P: 22	R: 0 E: 0 K: 1 S: 11 H: 1 LOB: 1 BB: 0 P: 16	R: 0 E: 0 K: 0 S: 9 H: 1 LOB: 1 BB: 0 P: 12	R: 0 E: 0 K: 0 S: 12 H: 1 LOB: 1 BB: 0 P: 19	R: 0 E: 0 K: 3 S: 15 H: 2 LOB: 2 BB: 0 P: 20	R: 0 E: 0 K: 0 S: 5 H: 0 LOB: 0 BB: 0 P: 7	R: 0 E: 0 K: 2 S: 9 H: 1 LOB: 1 BB: 0 P: 14	R: 0 E: 0 K: 1 S: 17 H: 1 LOB: 3 BB: 2 P: 30	1B: 6 2B: 3 3B: 0 HR: 0 SF: 0 SAC: 0 DP: 0 HBP: 0	WP: 0 PB: 0 SB: 0 CS: 0 PA: 41					

PITCHER		IP	WLS	BF	H	R	ER	SO	BB	IBB	HBP	BLK	WP	HR	S	P	ERA	WHIP
47 Trevor Bauer, R ERA: 3.73	(1, 1)	6.0		23	5	0	0	4	1	0	0	0	0	0	61	97	0.00	1.000
24 Andrew Miller, L ERA: 1.39	(7, 1)	1.1		6	2	0	0	3	0	0	0	0	0	0	17	23	0.00	1.500
27 Bryan Shaw, R ERA: 3.31	(8, 1)	0.2		2	0	0	0	0	0	0	0	0	0	0	3	4	0.00	0.000
37 Cody Allen, R ERA: 2.95	(9, 1)	1.2		9	2	0	0	3	2	0	0	0	0	0	21	37	0.00	2.400
34 Zach McAllister, R ERA: 4.17	(10, 1)	0.1	W	1	0	0	0	0	0	0	0	0	0	0	5	7	0.00	0.000

PITCHER	IP	WLS	BF	H	R	ER	SO	BB	IBB	HBP	BLK	WP	HR	S	P	ERA	WHIP

TOP

Minnesota Twins @ Cleveland Indians

Progressive Field, Cleveland, OH

Mon Aug 29 2016, 7:11 PM - 10:30 PM EDT

Att. 11,327 - Clear - 78 F

livebaseballscorecards.com

AB	38
R	0
H	9
RBI	0
BB	3
SO	10
LOB	19

Batter	1	2	3	4	5	6	7	8	9	10	AB	R	H	RBI	BB	SO	LOB
20 Rajai Davis, R (1, 8) OBP: 0.316, SLG: 0.399	B SI 89 B SI 90 B SI 89 C SI 90 X SI 90 3-1 ① F7		B CU 72 X CH 82 1-0 ③ P2			C SI 88 X CH 80 0-1 ① L8		F FF 93 X FF 94 0-1 22 FC4-6 1B		L SI 92 L SI 92 F FF 93 B SL 85 F CH 83 F SI 93 F SI 93 B SI 93 F SI 93 2-2 ① X SL 85 FC5 22 1B 1-2 2-3f	5	0	1	0	0	0	2
22 Jason Kipnis, L (1, 4) OBP: 0.343, SLG: 0.480	C SI 91 B FC 86 B FC 85 F SI 92 B SI 91 B SI 92 4-2 12 G4-3 BB			C SL 81 B SI 90 X SI 89 1-1 12 G6-4-3 1B		C SI 89 X CH 80 0-1 ② L9		C SL 89 X SL 90 0-1 ① FC4-6 12 FC4-6 1-2f		B SI 90 X SI 92 1-0 1-2 2-H 1B	4	0	2	1	1	0	1
12 Francisco Lindor, S (1, 6) OBP: 0.355, SLG: 0.448	B SI 91 B SI 90 F CH 82 X CH 83 2-1 ② G4-3 1-2			B SI 89 X CH 81 1-0 ① ② G6-4-3 1-2f		C SI 91 B SI 91 X SL 76 1-1 26 BB 1B		X FF 94 0-0 ② FC4-6 26 1B 1-2f			4	0	1	0	0	0	3
26 Mike Napoli, R (1, 3) OBP: 0.340, SLG: 0.493	B SI 93 B CH 83 X SI 92 2-0 ③ P3			B SI 90 C SI 91 B CH 84 B CH 83 S SI 92 B SI 92 4-2 BB		B CH 80 D CH 84 B SI 91 B CH 82 4-0 1-2 BB		1 SAFE F SI 91 B SI 92 X SI 92 1-1 ③ 1-3 1B			2	0	1	0	2	0	1
41 Carlos Santana, S (1, 10) OBP: 0.344, SLG: 0.466		B SI 89 C CH 82 B SI 90 F SI 91 B SL 79 F SI 91 X CH 82 3-2 ① G6-3		B CU 73 B SI 91 X SI 92 2-0 ③ P4		C SI 92 B SI 92 B CH 82 F SI 91 X SI 92 2-2 ③ P3			C SI 92 X FF 92 0-1 ① L3		4	0	0	0	0	0	3
11 José Ramírez, S (1, 5) OBP: 0.362, SLG: 0.458		B CH 83 B SI 91 C SI 90 B SI 91 B CH 83 4-1 6 CS BB	C SC 79 X CU 70 0-1 2B			C SI 88 F SI 90 X SI 90 0-2 ① G4-3			C FF 92 F SI 93 B SI 93 S CH 88 1-3 ② K		3	0	1	0	1	1	0
6 Brandon Guyer, R (1, 7) OBP: 0.363, SLG: 0.415	C SI 89 1 SAFE B SI 91 C FC 84 F CU 71 X SI 92 1-2 ② ③ L9 1-2		L SI 88 F SI 89 T SI 88 0-2 ① K				B CU 76 X CH 81 1-0 E6		X SI 93 0-0 ③ G1-3		4	0	0	0	0	1	2
35 Abraham Almonte, S (1, 9) OBP: 0.296, SLG: 0.412			C SI 87 C SI 90 S SI 88 0-3 ① K		B CH 80 T SI 90 X SI 90 1-1 ② P4		S SL 91 F FF 96 S SL 86 0-3 ② K		B SI 91 X SI 91 1-0 20 FC5 38 1B 1B		4	0	1	0	0	2	2
55 Roberto Pérez, R (1, 2) OBP: 0.280, SLG: 0.216 8 Lonnie Chisenhall, L (7, PH) OBP: 0.335, SLG: 0.463 38 Chris Gimenez, R (8, 2) OBP: 0.264, SLG: 0.347			B CH 80 S SI 89 F SI 90 F SI 92 B CH 81 X CH 83 2-2 ② F9		B SI 92 S SI 89 2 SAFE F SI 92 X CU 75 1-2 ③ G4-3		D SL 91 S SL 90 D CU 84 C SL 88 S SL 86 2-3 ③ K2-3		D SI 90 1 SAFE L SI 90 L SI 90 X FF 91 1-2 20 FC5 22 1B 1-2 1B	2 1 1	0 0 1	0 0 1	0 0 0	0 1 0	0 1 0	1 1 0
Inning Stats	R: 0 H: 0 E: 0 LOB: 1 K: 0 BB: 1 S: 7 P: 18	R: 0 H: 0 E: 0 LOB: 0 K: 0 BB: 1 S: 9 P: 17	R: 0 H: 0 E: 0 LOB: 0 K: 1 BB: 0 S: 8 P: 11	R: 0 H: 1 E: 0 LOB: 1 K: 0 BB: 1 S: 6 P: 14	R: 0 H: 1 E: 0 LOB: 1 K: 1 BB: 0 S: 10 P: 12	R: 0 H: 1 E: 0 LOB: 2 K: 0 BB: 1 S: 9 P: 16	R: 0 H: 0 E: 1 LOB: 1 K: 2 BB: 0 S: 10 P: 13	R: 0 H: 2 E: 0 LOB: 2 K: 0 BB: 0 S: 7 P: 8	R: 0 H: 0 E: 0 LOB: 0 K: 1 BB: 0 S: 6 P: 7	R: 1 H: 3 E: 0 LOB: 2 K: 0 BB: 0 S: 13 P: 18	1B: 7 SF: 0 2B: 1 SAC: 0 3B: 0 DP: 1 HR: 0 HBP: 0						

PITCHER		IP	WLS	BF	H	R	ER	SO	BB	IBB	HBP	BLK	WP	HR	S	P	ERA	WHIP
66 Héctor Santiago, L ERA: 4.93	(1, 1)	6.1		25	3	0	0	2	4	0	0	0	0	0	53	93	0.00	1.105
57 Ryan Pressly, R ERA: 3.65	(7, 1)	1.1		5	1	0	0	2	0	0	0	0	0	0	11	13	0.00	0.750
27 Brandon Kintzler, R ERA: 1.87	(8, 1)	1.2	L	8	4	1	1	1	0	0	0	0	0	0	21	28	5.40	2.400

PITCHER	IP	WLS	BF	H	R	ER	SO	BB	IBB	HBP	BLK	WP	HR	S	P	ERA	WHIP

BOTTOM

Minnesota Twins @ Cleveland Indians

Progressive Field, Cleveland, OH

Mon Aug 29 2016, 7:11 PM - 10:30 PM EDT

Att. 11,327 - Clear - 78 F

livebaseballscorecards.com

AB	34
R	1
H	8
RBI	1
BB	4
SO	5
LOB	16

WP: 0 PA: 38
PB: 0
SB: 0
CS: 1

Minnesota Twins @ Cleveland Indians

Progressive Field, Cleveland, OH

Tue Aug 30 2016, 7:11 PM - 10:21 PM EDT

Att. 11,937 - Partly Cloudy - 78 F

livebaseballscorecards.com

Batter	1	2	3	4	5	6	7	8	9	AB	R	H	RBI	BB	SO	LOB
2 Brian Dozier, R (1, 4) OBP: 0.343, SLG: 0.539	X FF 89 0-0 HR	B FF 87 C FC 87 F FF 89 B FF 88 S FC 87 2-3 ② K		S SL 83 B SL 84 B SI 92 C SI 90 X SI 91 2-2 ① G5-3			B FC 93 B FC 93 B FC 93 C FC 92 B FC 93 4-1 7 FC4-6 BB		S SL 82 F SL 86 B FF 95 S SL 84 1-3 ① K	4	1	1	1	1	2	3
7 Joe Mauer, L (1, 10) OBP: 0.376, SLG: 0.404	C FF 88 B CH 85 B FF 89 F FC 86 F FF 88 B FF 89 X FF 88 3-2 24 G3-1 22 1B 2B	C FC 86 B FF 88 F FC 87 X CU 76 1-2 E7 24 1B 1-3 2-H 1B		C FF 91 C CH 84 F SL 84 B CH 84 S SI 91 1-3 ② K			C FC 94 1 SAFE F FC 94 F FC 95 X FC 94 0-2 ① FC4-6 24 1B 1-2f		C FF 95 B SL 84 X SL 83 1-1 ② L4	5	1	2	1	0	1	2
24 Trevor Plouffe, R (1, 3) OBP: 0.302, SLG: 0.409	F FC 86 F FF 90 D CU 78 X FC 86 1-2 ① G3-1 2-3	B FC 86 B FC 87 X FF 89 2-0 22 FC5-4 1-2 3-H 1B		B SL 83 B SI 90 T SI 89 F SI 91 C SI 91 2-3 ③ K			X FC 95 0-0 1-2 1B		X FF 96 0-0 ③ F7	5	0	2	1	0	1	2
22 Miguel Sanó, R (1, 5) OBP: 0.327, SLG: 0.457	X FC 87 0-0 3-H 1B	B FC 89 S FF 91 X FC 90 1-1 ③ FC5-4 1-2f			S SL 82 B FF 91 B SI 90 B FF 90 C SI 90 F SI 90 F SI 90 S SI 90 3-3 ① K		B FC 94 B FC 95 C FC 94 C FC 93 S SL 80 2-3 ② K			4	0	1	1	0	2	4
26 Max Kepler, L (1, 9) OBP: 0.323, SLG: 0.458	B FF 89 1 SAFE F FF 88 F FF 88 1 SAFE F FC 86 S CU 75 1-3 ② K		B FC 88 C FF 91 B FC 90 B FC 93 C FF 91 F FF 91 X FF 91 3-2 ① G6-3		X CU 77 0-0 ② G1-3		F FC 94 F FC 92 F FC 94 X FC 94 0-2 ③ G3-1			4	0	0	0	0	1	3
5 Eduardo Escobar, S (1, 6) OBP: 0.298, SLG: 0.385	B CU 74 X FC 86 1-0 ③ G4-3		C FC 89 B FC 83 B FC 90 B FC 89 B FF 91 4-1 8 BB 20 1B BB		B CU 76 C CH 84 S FF 91 B FF 92 F CU 78 X CH 84 2-2 ③ F8			B FC 94 C FC 93 X FC 92 1-1 ① G6-3		3	0	0	0	1	0	1
20 Eddie Rosario, L (1, 7) OBP: 0.293, SLG: 0.421		C CU 74 X CH 85 0-1 32 1B 7 1B 1B	X FC 90 0-0 32 L1-6 8 BB 1-2 1B			C CU 78 F FF 94 F FF 94 X FF 95 0-2 ① F7		B SL 84 C FF 92 S SL 82 F SL 83 S SL 82 1-3 ② K		4	1	2	0	0	1	0
8 Kurt Suzuki, R (1, 2) OBP: 0.318, SLG: 0.417		1 SAFE X FC 86 0-0 ① F9	B FC 89 D FC 88 C FF 92 B FF 91 F FF 91 B FF 92 4-2 1-2 2-3 BB			C FC 88 B FC 88 X FF 93 1-1 ② L1		B FF 94 F SL 82 B FF 92 X FF 93 2-1 ③ G4-3		3	0	0	0	1	0	1
32 Logan Schafer, L (1, 8) OBP: 0.333, SLG: 0.333		1 SAFE C FC 86 B SI 87 S FC 86 F FF 88 B FC 86 X FF 88 2-2 7 E 7 1B 24 1B 1-2 1B	B SI 90 F SI 90 B SI 91 X FF 90 2-1 ②③ L1-6 2-2			B CH 89 B FF 94 S FF 94 X FF 94 2-1 ③ G3			X FF 92 0-0 1B	4	1	2	0	0	0	3

Inning Stats	1	2	3	4	5	6	7	8	9
	R: 2 E: 0 K: 1 S: 14 H: 3 LOB: 1 BB: 0 P: 20	R: 2 E: 1 K: 1 S: 16 H: 4 LOB: 2 BB: 0 P: 24	R: 0 E: 0 K: 0 S: 10 H: 1 LOB: 2 BB: 2 P: 23	R: 0 E: 0 K: 2 S: 10 H: 0 LOB: 0 BB: 0 P: 15	R: 0 E: 0 K: 1 S: 10 H: 0 LOB: 0 BB: 0 P: 15	R: 0 E: 0 K: 0 S: 8 H: 0 LOB: 0 BB: 0 P: 11	R: 0 E: 0 K: 1 S: 13 H: 1 LOB: 2 BB: 1 P: 19	R: 0 E: 0 K: 1 S: 8 H: 0 LOB: 0 BB: 0 P: 12	R: 0 E: 0 K: 1 S: 7 H: 1 LOB: 1 BB: 0 P: 9

1B: 8 2B: 2 3B: 0 HR: 1	SF: 0 SAC: 0 DP: 1 HBP: 0	WP: 0 PB: 0 SB: 0 CS: 0	PA: 39
---	---	---	---

PITCHER		IP	WLS	BF	H	R	ER	SO	BB	IBB	HBP	BLK	WP	HR	S	P	ERA	WHIP
43 Josh Tomlin, R ERA: 4.89	(1, 1)	1.2		12	7	4	4	2	0	0	0	0	0	1	28	41	21.60	4.200
51 Shawn Armstrong, R ERA: 2.45	(2, 1)	0.2		5	1	0	0	0	2	0	0	0	0	0	10	22	0.00	4.500
61 Dan Otero, R ERA: 1.25	(3, 1)	2.2	W	7	0	0	0	3	0	0	0	0	0	0	22	34	0.00	0.000
34 Zach McAllister, R ERA: 4.07	(6, 1)	1.0	H	3	0	0	0	0	0	0	0	0	0	0	8	11	0.00	0.000
27 Bryan Shaw, R ERA: 3.23	(7, 1)	1.1	H	6	1	0	0	1	1	0	0	0	0	0	15	22	0.00	1.500

PITCHER		IP	WLS	BF	H	R	ER	SO	BB	IBB	HBP	BLK	WP	HR	S	P	ERA	WHIP
24 Andrew Miller, L ERA: 1.35	(8, 1)	1.2	S	6	1	0	0	2	0	0	0	0	0	0	13	18	0.00	0.600

AB	36
R	4
H	10
RBI	4
BB	3
SO	8
LOB	19

BOTTOM

Minnesota Twins @ Cleveland Indians

Progressive Field, Cleveland, OH

Tue Aug 30 2016, 7:11 PM - 10:21 PM EDT

Att. 11,937 - Partly Cloudy - 78 F

livebaseballscorecards.com

Batter	1	2	3	4	5	6	7	8	9	AB	R	H	RBI	BB	SO	LOB
20 Rajai Davis, R (1, 8) OBP: 0.319, SLG: 0.412	C SI 85 B FF 86 C FF 87 B FF 86 X FF 86 2-2 22 CS 2B	F SL 78 X SI 88 0-1 1-H 2-H HR		X FC 86 0-0 ① 12 2B 1-3 1B		B SL 92 C FS 85 S FS 84 S FS 86 1-3 ① K		T FF 93 B CU 77 F FF 93 B FF 93 S CU 77 2-3 ② K 2-3		5	2	3	3	0	2	3
22 Jason Kipnis, L (1, 4) OBP: 0.344, SLG: 0.484	C SI 86 B SL 77 T SL 77 X SI 87 1-2 ① 2-3 HR	B SL 78 B SL 77 F SI 88 X SI 89 2-1 ② L8		B FF 91 S CH 84 S CH 83 B CH 83 B FF 92 B CH 84 4-2 12 2B BB		C SI 92 S CU 78 S CU 78 0-3 ② K		B CU 77 C CU 77 X CU 78 1-1 ③ G1-6-3		4	1	1	1	1	1	3
12 Francisco Lindor, S (1, 6) OBP: 0.357, SLG: 0.454	C SI 86 X CH 78 0-1 3B	B CU 69 F SL 78 S FF 86 F CU 70 B SL 77 F SI 88 F CU 70 B FF 89 F SL 79 3-3 ③ S SI 88 K		B FF 90 X CH 85 1-0 ② 1-H 2-H 2B		X CU 77 0-0 ③ P6				4	0	2	1	0	1	1
26 Mike Napoli, R (1, 3) OBP: 0.342, SLG: 0.492	C SI 88 B FF 89 F SI 88 S SL 79 1-3 ② K		X SI 86 0-0 6 BB 41 BB 1B	B SL 92 B FF 93 B FF 94 S FF 93 B FS 86 4-1 BB			B FF 93 B FF 92 B CU 78 X FF 92 3-0 ① L5			3	0	1	0	1	1	1
41 Carlos Santana, S (1, 10) OBP: 0.345, SLG: 0.464	B SL 79 B SL 79 B SI 88 C SI 88 B SL 80 4-1 BB		B SI 87 B SL 77 F SL 76 B SL 77 B SI 87 4-1 6 BB 1-2 BB	X FF 93 0-0 ③ F8			B SI 92 B CU 78 X FF 93 2-0 ② G4-3			2	0	0	0	2	0	2
11 José Ramírez, S (1, 5) OBP: 0.359, SLG: 0.454	F SL 79 1 SAFE F SI 88 X CU 68 0-2 ③ F9		B FF 91 B FF 91 C CH 82 F FF 90 S CH 84 2-3 ① K		C SL 93 C FS 84 X FS 84 0-2 ① G6-3		C FF 92 B CU 78 F CU 78 F CU 79 T CU 78 1-2 ③ K			4	0	0	0	0	2	4
6 Brandon Guyer, R (1, 7) OBP: 0.365, SLG: 0.412		B SI 85 X SI 85 1-0 ① L9	B FC 86 S FC 85 S FC 84 D FC 85 B FC 86 F FC 86 F FF 92 B FC 87 4-2 35 G4-6-3 1-2 2-3 BB		C FF 94 S FS 85 S FS 85 0-3 ② K			B FF 93 C CU 78 H SI 93 2-1 20 S 38 1B HBP		2	0	0	0	1	1	0
35 Abraham Almonte, S (1, 9) OBP: 0.295, SLG: 0.415		F SI 85 B SL 77 B SI 87 F SL 77 X SI 88 2-2 20 HR 2B	B CH 85 X FF 92 1-0 ② ③ G4-6-3 1-2f		B FS 84 S FS 84 B FS 86 C FF 93 S FS 85 2-3 ③ K			1 SAFE F FF 93 C CU 77 C FF 92 0-3 ① K		4	1	1	0	0	2	4
38 Chris Gimenez, R (1, 2) OBP: 0.286, SLG: 0.352		C SI 87 C SL 78 D CU 69 B SI 87 B CU 68 B FF 88 4-2 20 HR BB		B CU 73 F FF 92 B FF 92 B FC 87 F FF 90 B CH 86 4-2 20 1B BB		B SL 91 B SL 91 B SL 92 B SL 91 4-0 BB		1 SAFE B CU 78 X FF 93 1-0 1-2 1B		1	1	1	0	3	0	0
Inning Stats	R: 1 E: 0 K: 1 S: 15 H: 3 LOB: 2 BB: 1 P: 23	R: 3 E: 0 K: 1 S: 17 H: 2 LOB: 0 BB: 1 P: 29	R: 0 E: 0 K: 1 S: 10 H: 1 LOB: 2 BB: 2 P: 21	R: 1 E: 0 K: 0 S: 8 H: 2 LOB: 2 BB: 3 P: 21	R: 0 E: 0 K: 2 S: 9 H: 0 LOB: 0 BB: 0 P: 11	R: 0 E: 0 K: 2 S: 7 H: 0 LOB: 1 BB: 1 P: 12	R: 0 E: 0 K: 1 S: 6 H: 0 LOB: 0 BB: 0 P: 12	R: 0 E: 0 K: 2 S: 10 H: 1 LOB: 2 BB: 0 P: 16		1B: 3 2B: 3 3B: 1 HR: 2 SF: 0 SAC: 0 DP: 1 HBP: 1		WP: 0 PB: 0 SB: 1 CS: 1 PA: 38			

	AB	29
	R	5
	H	9
	RBI	5
	BB	8
	SO	10
	LOB	18

PITCHER		IP	WLS	BF	H	R	ER	SO	BB	IBB	HBP	BLK	WP	HR	S	P	ERA	WHIP
58 Andrew Albers, L ERA: 6.97	(1, 1)	2.0		14	6	4	4	2	3	0	0	0	0	2	34	58	18.00	4.500
51 Alex Wimmers, R ERA: 4.91	(3, 1)	1.2	L	7	2	1	1	1	3	0	0	0	0	0	14	30	5.40	3.000
53 Pat Light, R ERA: 13.5	(4, 1)	1.2		7	0	0	0	3	2	0	0	0	0	0	14	25	0.00	1.200
55 Taylor Rogers, L ERA: 2.77	(6, 1)	2.2		10	1	0	0	4	0	0	1	0	0	0	20	32	0.00	0.375

PITCHER	IP	WLS	BF	H	R	ER	SO	BB	IBB	HBP	BLK	WP	HR	S	P	ERA	WHIP

Minnesota Twins @ Cleveland Indians

Progressive Field, Cleveland, OH

Wed Aug 31 2016, 7:13 PM - 9:56 PM EDT

Att. 11,811 - Overcast - 75 F

livebaseballscorecards.com

Batter	1	2	3	4	5	6	7	8	9	AB	R	H	RBI	BB	SO	LOB
2 Brian Dozier, R (1, 4) OBP: 0.343, SLG: 0.543	F FF 92 F CU 83 B CU 84 B SI 93 C SI 93 2-3 ① K	B SL 90 B FF 90 B SI 94 B FF 94 4-0 BB	F FF 92 B SI 92 C CU 83 X SI 92 1-2 ② G5-3	X SI 92 0-0 1-H HR	B FC 94 C FC 94 C FC 94 B FC 96 S FC 95 2-3 ③ K 1-2 2-3 3-H	4	1	1	2	1	2	2
7 Joe Mauer, L (1, 3) OBP: 0.375, SLG: 0.405	X SI 93 0-0 ② G1-3	B SI 92 1 SAFE B SI 93 C SI 93 B SL 90 F FF 91 X CU 84 3-2 ③ G4-3	B SI 92 X SI 93 1-0 2B	C SL 91 C CU 84 F SI 92 S CU 84 0-3 ① K		4	0	1	0	0	1	1
24 Trevor Plouffe, R (1, 5) OBP: 0.298, SLG: 0.403	C SI 93 B CU 83 S CU 84 C SI 94 1-3 ③ K	X CU 83 0-0 ① P5	X SL 90 0-0 ③ F8	C CU 84 S CU 84 B SL 90 X CU 85 1-2 ② G6-3		4	0	0	0	0	1	1
22 Miguel Sanó, R (1, 10) OBP: 0.324, SLG: 0.452	C CU 82 B SL 88 S CU 83 S CU 84 1-3 ① K	B SI 93 F FF 91 S CU 82 B SI 94 X CU 84 2-2 ② G3-1	C SL 89 S CU 84 B SI 92 C SI 93 1-3 ① K	B CU 84 S CU 85 F SI 93 S CU 86 1-3 ③ K		4	0	0	0	0	3	0
20 Eddie Rosario, L (1, 7) OBP: 0.292, SLG: 0.418	C SL 89 B FF 92 S CU 83 B SI 94 S CU 84 2-3 ② K	C SL 88 B SI 93 F CU 84 X CU 84 1-2 ③ G4-3	B SI 92 S CH 86 F CU 83 S SI 93 1-3 ② K		B SI 94 X SI 95 1-0 5 G3 2 WP 11 1B 1B	4	1	1	0	0	2	0
11 Jorge Polanco, S (1, 6) OBP: 0.340, SLG: 0.447	X SL 90 0-0 ③ L1-3	C SL 89 B CH 85 X CU 83 1-1 26 L3 1B	C SL 90 F SI 92 F SI 93 X CU 84 0-2 2B		B SI 94 F SI 93 C SI 94 B SI 94 F SI 94 F SI 95 F SI 95 X SI 96 2-2 2 WP 5 G3 1-2 1B	4	0	3	0	0	0	0
26 Max Kepler, L (1, 9) OBP: 0.325, SLG: 0.467	C CU 82 B SL 88 F CU 83 X SI 94 1-2 HR	X SL 89 0-0 ① ② L3 1-1	B CU 82 D CU 83 B SI 93 B SI 94 4-0 BB	C SI 97 C SI 96 D SI 96 F CU 84 F CU 83 S SI 96 1-3 ① K		3	1	1	1	1	1	3
37 Juan Centeno, L (1, 2) OBP: 0.295, SLG: 0.367 5 Eduardo Escobar, S (9, PH) OBP: 0.297, SLG: 0.384	B CH 87 C SL 90 X CH 87 1-1 ① G3	B SI 92 B SI 93 B SI 94 C FF 92 F SL 90 S SI 94 3-3 ③ K	C SI 93 B SL 90 S SL 89 D SL 86 F SI 95 B SI 93 F SL 91 C SI 94 3-3 ③ K		C SI 96 X SI 94 0-1 ② G3 1-2 2-3	3 1	0 0	0 0	0 0	0 0	2 0	2 2
32 Logan Schafer, L (1, 8) OBP: 0.400, SLG: 0.333	X SI 93 0-0 ② G4-3	C SI 89 S SL 89 B SI 93 S CU 82 1-3 ① K2-3	C SL 89 B CU 83 X SL 89 1-1 2 HR 1B	B SI 97 B SI 96 B SI 95 B SI 93 4-0 2 WP BB		3	1	1	0	1	1	0
Inning Stats	R: 0 H: 0 E: 0 LOB: 0 K: 2 BB: 0 S: 7 P: 10	R: 0 H: 0 E: 0 LOB: 0 K: 2 BB: 0 S: 7 P: 10	R: 1 H: 1 E: 0 LOB: 1 K: 0 BB: 1 S: 9 P: 18	R: 0 H: 0 E: 0 LOB: 0 K: 0 BB: 0 S: 7 P: 10	R: 0 H: 1 E: 0 LOB: 0 K: 1 BB: 0 S: 6 P: 10	R: 0 H: 1 E: 0 LOB: 1 K: 1 BB: 0 S: 8 P: 11	R: 0 H: 1 E: 0 LOB: 2 K: 3 BB: 1 S: 15 P: 24	R: 2 H: 2 E: 0 LOB: 0 K: 2 BB: 0 S: 13 P: 16	R: 1 H: 2 E: 0 LOB: 2 K: 2 BB: 1 S: 17 P: 27	1B: 4 SF: 0 2B: 3 SAC: 0 3B: 0 DP: 1 HR: 2 HBP: 0						WP: 1 PA: 37 PB: 0 SB: 0 CS: 0

PITCHER		IP	WLS	BF	H	R	ER	SO	BB	IBB	HBP	BLK	WP	HR	S	P	ERA	WHIP
28 Corey Kluber, R ERA: 3.09	(1, 1)	8.0	W	31	6	3	3	11	2	0	0	0	0	2	72	109	3.38	1.000
66 Perci Garner, R ERA: 13.5	(9, 1)	0.2		5	2	1	1	1	1	0	0	0	0	0	14	22	13.50	4.500
27 Bryan Shaw, R ERA: 3.21	(9, 1)	0.1	S	1	0	0	0	1	0	0	0	0	1	0	3	5	0.00	0.000

PITCHER	IP	WLS	BF	H	R	ER	SO	BB	IBB	HBP	BLK	WP	HR	S	P	ERA	WHIP

TOP	
AB	34
R	4
H	8
RBI	3
BB	3
SO	13
LOB	11

Minnesota Twins @ Cleveland Indians

Progressive Field, Cleveland, OH

Wed Aug 31 2016, 7:13 PM - 9:56 PM EDT

Att. 11,811 - Overcast - 75 F

BOTTOM

livebaseballscorecards.com

Batter	1	2	3	4	5	6	7	8	9	AB	R	H	RBI	BB	SO	LOB
20 Rajai Davis, R (1, 8) OBP: 0.320, SLG: 0.414	X FF 89 0-0 22 G4-6-3 1B		C FF 89 X CH 84 0-1 ① G4-3		B FF 90 1-0 ① X CH 86 G6-3 B SL 86 C FF 91 X SL 86 1-2 ③ L6			F SL 78 B CH 79 F CU 77 F FF 88 B CH 80 F FF 91 F SL 80 X FF 89 2-2 22 S 22 SF8 2B		5	1	2	0	0	0	3
22 Jason Kipnis, L (1, 4) OBP: 0.342, SLG: 0.481 1 Michael Martinez, S (9, 4) OBP: 0.281, SLG: 0.329	C FF 90 X SL 85 0-1 ①② G4-6-3 1-2f		C FF 90 F FF 90 B CU 79 X SL 86 1-2 ② G4-3		B CU 78 B SL 84 C FF 91 B SL 86 B FF 91 4-1 26 BB 12 1B 41 1B BB	F FF 89 B SL 78 B SL 78 S FF 89 C SL 78 2-3 ① K		C SL 77 F SL 78 B SL 81 F FF 90 X SL 79 1-2 ② SF8 2-H		3 0	1 0	0 0	1 0	1 0	1 0	1 0
12 Francisco Lindor, S (1, 6) OBP: 0.357, SLG: 0.453	B FF 90 B FF 90 X FF 91 2-0 ③ F9		F CH 85 X CH 84 0-1 ③ G6-3		L FF 88 B FF 89 L CH 82 F SL 87 X CU 78 1-2 41 1B 26 BB 11 2B 1-2 1B	B FF 88 B FF 89 X FF 88 2-0 26 1B 1B		B FF 90 C CH 79 X CU 78 1-1 ③ F8		5	1	2	0	0	0	0
26 Mike Napoli, R (1, 3) OBP: 0.345, SLG: 0.494		B FF 90 F FF 90 F FF 90 F SL 87 X CU 78 1-2 11 1B 35 2B 1B		B SL 87 C FF 90 F CH 86 X FF 91 1-2 ① G6-3	D SL 86 B CH 84 B CH 84 F FF 89 F CH 85 B FF 90 4-2 41 1B 11 2B 1-2 2-3 BB	S SL 78 D CH 80 B SL 82 X FF 89 2-1 41 G6-4-3 1-3 1B				3	2	2	0	1	0	0
41 Carlos Santana, S (1, 10) OBP: 0.346, SLG: 0.471		X FF 90 0-0 ① L7		X FF 91 0-0 HR	F SI 93 D CH 87 X SI 94 1-1 11 2B 8 SF8 1-2 2-3 3-H 1B	B SL 80 X FF 90 1-0 ②③ G6-4-3 1-2f				4	2	2	2	0	0	3
11 José Ramírez, S (1, 5) OBP: 0.362, SLG: 0.457		B CH 84 F FF 91 X FF 91 1-1 35 2B 1-2 1B		B FF 90 B CH 84 C FF 90 B SL 84 B FF 90 4-1 BB	B SL 86 X CH 85 1-0 55 BB 1-3 2-H 3-H 2B		B FF 87 C FF 87 F CU 77 F CU 78 B FF 89 S SL 78 2-3 ① K			3	0	2	2	1	1	0
6 Brandon Guyer, R (1, 7) OBP: 0.362, SLG: 0.408 8 Lonnie Chisenhall, L (5, PH) OBP: 0.333, SLG: 0.461 (6, 9)		C SL 86 X FF 90 0-1 ② P3		1 SAFE B FF 89 X CH 84 1-0 ② F9	C SL 87 X SI 95 0-1 ② SF8 3-H		C SL 77 F FF 89 X SL 78 0-2 ② P5			2 1	0 0	0 0	0 1	0 0	0 0	3 0
35 Abraham Almonte, S (1, 9) OBP: 0.301, SLG: 0.421 (6, 7)		X SL 86 0-0 1-3 2-H 2B		X CH 83 0-0 ③ F8	B SI 94 B CH 88 B SI 95 B SI 95 4-0 55 BB BB		B FF 89 B SL 78 X FF 88 2-0 ③ G4-1			3	0	1	1	1	0	1
55 Roberto Pérez, R (1, 2) OBP: 0.288, SLG: 0.253		S FF 90 C FF 90 B CU 79 B FF 91 B SL 88 X FF 91 3-2 ③ F8		X FF 88 0-0 HR B SL 87 C FF 90 F CH 86 X FF 91 4-2 1-3 2-3 BB				C FF 88 C CU 77 B CH 80 C SL 80 1-3 ① K		3	1	1	1	1	1	2
Inning Stats	R: 0 E: 0 K: 0 S: 4 H: 1 LOB: 0 BB: 0 P: 6	R: 1 E: 0 K: 0 S: 13 H: 3 LOB: 2 BB: 0 P: 18	R: 0 E: 0 K: 0 S: 7 H: 0 LOB: 0 BB: 0 P: 8	R: 1 E: 0 K: 0 S: 7 H: 1 LOB: 1 BB: 1 P: 13	R: 5 E: 0 K: 0 S: 21 H: 4 LOB: 3 BB: 4 P: 42	R: 0 E: 0 K: 1 S: 7 H: 2 LOB: 1 BB: 0 P: 14	R: 0 E: 0 K: 1 S: 8 H: 0 LOB: 0 BB: 0 P: 12	R: 1 E: 0 K: 1 S: 15 H: 1 LOB: 0 BB: 0 P: 20		1B: 7 2B: 3 3B: 0 HR: 2 SF: 2 SAC: 0 DP: 2 HBP: 0					

PITCHER		IP	WLS	BF	H	R	ER	SO	BB	IBB	HBP	BLK	WP	HR	S	P	ERA	WHIP
64 Pat Dean, L ERA: 6.75	(1, 1)	4.1	L	22	7	6	6	0	3	0	0	0	0	2	40	64	12.46	2.308
60 JT Chargois, R ERA: 6.97	(5, 1)	0.2		6	2	1	1	0	2	0	0	0	0	0	12	23	13.50	6.000
61 Ryan O'Rourke, L ERA: 3.24	(6, 1)	3.0		11	3	1	1	3	0	0	0	0	0	0	30	46	3.00	1.000

PITCHER	IP	WLS	BF	H	R	ER	SO	BB	IBB	HBP	BLK	WP	HR	S	P	ERA	WHIP

AB	32
R	8
H	12
RBI	8
BB	5
SO	3
LOB	13

WP: 0 PA: 39
PB: 0
SB: 1
CS: 0

Miami Marlins @ Cleveland Indians

Progressive Field, Cleveland, OH

Fri Sep 02 2016, 7:14 PM - 10:00 PM EDT

Att. 24,415 - Clear - 71 F

TOP

livebaseballscorecards.com

Batter	1	2	3	4	5	6	7	8	9	AB	R	H	RBI	BB	SO	LOB
9 Dee Strange-Gordon, L (1, 4) OBP: 0.301, SLG: 0.313	B FF 94 C FF 94 F CH 90 B CH 91 F FF 95 F CH 89 B CU 83 F FF 94 X FF 95 3-2 G6-3		X CH 89 0-0 G3		B FF 92 B CH 89 F FF 92 B FF 92 B FF 92 4-1 51 FC4-6 1-2 BB		C FF 94 S SL 87 B FF 94 X CU 85 1-2 FC6 1-2f			3	0	0	0	1	0	1
51 Ichiro Suzuki, L (1, 10) OBP: 0.358, SLG: 0.358	C FF 95 X FF 95 0-1 L8			C FF 94 S CU 83 B FF 93 S CU 85 1-3 K	F FF 92 B SI 93 X CU 82 1-1 FC4-6 1-2f			C FF 93 S CH 89 F FF 94 F CH 90 B CH 88 B CU 83 X CH 89 2-2 G4-3		4	0	0	0	0	1	2
14 Martín Prado, R (1, 5) OBP: 0.373, SLG: 0.432	C FF 96 X FF 96 0-1 G4-3			C FF 94 B CH 90 X SI 92 1-1 11 1B		C FF 93 C SL 88 B CU 84 S CU 83 1-3 K		C SI 90 S CU 83 B CU 84 B CU 83 X SI 91 2-2 21 G4-3 11 HR 2B		4	1	2	0	0	1	0
21 Christian Yelich, L (1, 8) OBP: 0.383, SLG: 0.495		C FF 92 S CU 83 B FF 95 B SL 86 B FF 95 F FF 94 S FF 95 3-3 K		C CU 84 C FF 94 B CH 90 F CU 85 S CH 90 1-3 K		S CH 90 B CU 83 S SL 87 F FF 96 C FF 93 1-3 K		X SI 90 0-0 G4-3 2-3		4	0	0	0	0	3	2
11 J.T. Realmuto, R (1, 2) OBP: 0.354, SLG: 0.431		B FF 96 F FF 94 F FF 96 B FF 95 F FF 95 B SL 89 S SL 88 3-3 K		X FF 92 0-0 5 FC6 1-2 1B		X FF 93 0-0 1B		C FF 91 F CU 82 X CU 82 0-2 3-H HR		4	1	3	2	0	1	0
5 Jeff Francoeur, R (1, 9) OBP: 0.299, SLG: 0.389		S SL 87 F FF 95 X SL 89 0-2 1B		B FF 94 S FF 94 B FF 94 F FF 94 X FF 94 2-2 FC6 1-2f		B FF 94 S SL 86 S SL 87 D SL 87 S FF 94 2-3 K		B SI 91 F SI 91 S CU 84 T CU 84 1-2 K		4	0	1	0	0	2	3
53 Xavier Scruggs, R (1, 3) OBP: 0.326, SLG: 0.405		B FF 95 S SL 87 C FF 94 F SL 90 C FF 94 1-3 K			C CU 82 S CU 82 S CU 84 0-3 K		C CU 84 C FF 94 S SL 89 0-3 K		B FF 94 X FF 95 1-0 F9	4	0	0	0	0	3	1
68 Destin Hood, R (1, 7) OBP: 0.500, SLG: 0.750			B FF 93 C FF 94 B CH 90 F FF 94 T FF 94 2-2 K		X FF 95 0-0 3 FC6-4 2B		B SL 88 X SL 87 1-0 9 FC6 1B		C FF 94 S KC 86 B KC 84 F FF 95 B KC 84 S FF 95 2-3 K	4	0	2	0	0	2	0
3 Adeiny Hechavarría, R (1, 6) OBP: 0.291, SLG: 0.320			B FF 95 C FF 94 X SL 89 1-1 G1-3		B FF 95 X SI 92 1-0 FC6-4 9 BB 2-3		X FF 95 0-0 L9		B FF 94 F FF 94 F FF 94 B FF 94 F FF 94 F FF 94 B KC 85 X FF 94 3-2 G4-3	4	0	0	0	0	0	2
Inning Stats	R: 0 E: 0 K: 0 S: 10 H: 0 LOB: 0 BB: 0 P: 13	R: 0 E: 0 K: 3 S: 15 H: 1 LOB: 1 BB: 0 P: 22	R: 0 E: 0 K: 1 S: 6 H: 0 LOB: 0 BB: 0 P: 9	R: 0 E: 0 K: 2 S: 13 H: 2 LOB: 2 BB: 0 P: 18	R: 0 E: 0 K: 1 S: 8 H: 1 LOB: 2 BB: 1 P: 14	R: 0 E: 0 K: 3 S: 11 H: 1 LOB: 1 BB: 0 P: 15	R: 0 E: 0 K: 1 S: 8 H: 1 LOB: 1 BB: 0 P: 10	R: 2 E: 0 K: 1 S: 15 H: 2 LOB: 0 BB: 0 P: 20	R: 0 E: 0 K: 1 S: 10 H: 0 LOB: 0 BB: 0 P: 16	1B: 5 2B: 2 3B: 0 HR: 1 SF: 0 SAC: 0 DP: 0 HBP: 0						

	AB	35
	R	2
	H	8
	RBI	2
	BB	1
	SO	13
	LOB	11

	WP: 0	PA: 36
	PB: 0	
	SB: 0	
	CS: 0	

PITCHER		IP	WLS	BF	H	R	ER	SO	BB	IBB	HBP	BLK	WP	HR	S	P	ERA	WHIP
59 Carlos Carrasco, R ERA: 3.06	(1, 1)	7.1	W	29	6	0	0	11	1	0	0	0	0	0	76	108	0.00	0.955
53 Jeff Manship, R ERA: 3.25	(8, 1)	0.2		4	2	2	2	1	0	0	0	0	0	1	10	13	27.00	3.000
37 Cody Allen, R ERA: 2.89	(9, 1)	1.0		3	0	0	0	1	0	0	0	0	0	0	10	16	0.00	0.000

PITCHER	IP	WLS	BF	H	R	ER	SO	BB	IBB	HBP	BLK	WP	HR	S	P	ERA	WHIP

BOTTOM

Miami Marlins @ Cleveland Indians

Progressive Field, Cleveland, OH

Fri Sep 02 2016, 7:14 PM - 10:00 PM EDT

Att. 24,415 - Clear - 71 F

livebaseballscorecards.com

Batter	1	2	3	4	5	6	7	8	9	AB	R	H	RBI	BB	SO	LOB
41 Carlos Santana, S (1, 10) OBP: 0.348, SLG: 0.470	C FF 95 B SL 82 B FF 95 B FF 95 B FF 95 4-1 12 1B 22 BB 26 BB BB	B FF 94 B SL 81 B SL 87 X FF 92 3-0 ② SF9 3-H		B FF 92 B SL 84 B FF 91 B FF 90 4-0 22 G4-3 22 WP BB		B SI 94 X FF 94 1-0 ① P4		1 SAFE B FF 94 B FF 94 B SL 87 B FF 94 4-0 22 BB 1-2 BB		1	1	0	1	3	0	0
22 Jason Kipnis, L (1, 4) OBP: 0.345, SLG: 0.479	B FF 92 F FF 94 F FF 94 F FF 95 F SL 87 1 SAFE B FF 93 B FF 96 B FF 95 4-2 26 BB 12 1B 11 FC6-4 1-2 BB	B SL 80 B FF 95 B CH 87 B FF 93 4-0 12 1B BB		1 SAFE C SL 83 B FF 89 B SL 85 X SL 86 2-1 ② G4-3 1-3		B SI 94 F SI 94 X FF 94 1-1 ② G4-3		C FF 93 D SL 89 B SL 87 B SI 94 B FF 94 4-1 1-2 2-3 BB		2	1	0	0	3	0	1
12 Francisco Lindor, S (1, 6) OBP: 0.357, SLG: 0.453	L FF 95 S SL 88 X FF 95 0-2 11 FC6-4 26 BB 8 G3 1-2 2-3 1B	B FF 95 C SL 86 1 SAFE B SL 86 F FF 94 X SL 87 2-2 26 FC6-4 1-2 1B		B CU 80 F FF 93 B FF 93 S FF 93 B FF 94 S SL 87 3-3 K		B SL 87 X SI 94 1-0 ③ G4-3		C SI 94 F SL 88 D SL 86 F SL 86 X FF 94 1-2 ③ G6-3		5	1	2	0	0	1	4
26 Mike Napoli, R (1, 3) OBP: 0.344, SLG: 0.490	B FF 94 D FF 96 B FF 96 B FF 97 4-0 11 FC6-4 1-2 2-3 3-H BB	C FF 95 B FF 96 C SL 86 X FF 94 1-2 ③ FC6-4 1-2f			S FF 90 B SL 84 S FF 91 C FF 90 1-3 ① K		X SI 94 0-0 ① G6-3			3	0	0	1	1	1	2
11 José Ramírez, S (1, 5) OBP: 0.361, SLG: 0.458	B FF 95 C FF 95 D SL 88 S SL 89 F SL 88 F SL 87 D FF 98 X FF 96 3-2 ① FC6-4 8 G3 1-2f 2-3 3-H	C FF 91 C FF 90 X FF 91 0-2 ① L7			B CH 83 X FF 89 1-0 35 2B 2B		B FF 95 B SI 94 B FF 93 C FF 94 C SI 93 F FF 93 X FF 93 3-2 ② F9			4	1	1	1	0	0	2
8 Lonnie Chisenhall, L (1, 9) OBP: 0.332, SLG: 0.457	X FF 95 0-0 ② G3 1-2 3-H	C SL 81 F FF 91 C SL 85 0-3 ② K			B FF 92 B FF 92 B FF 92 C SL 86 B FF 93 4-1 35 2B BB		C CU 79 S CU 80 B SL 86 F SI 93 F FF 94 S CU 81 1-3 ③ K			3	1	0	1	1	2	1
35 Abraham Almonte, S (1, 7) OBP: 0.307, SLG: 0.438	C SL 87 C FF 95 D SL 87 B FF 93 F FF 96 X SL 88 2-2 ③ G3	C SL 81 B CH 84 F FF 93 X FF 92 1-2 2B			D SL 87 X FF 94 1-0 1-H 2-H 2B			B FF 94 C SI 95 S SL 89 X FF 94 1-2 ① G6-3		4	0	2	2	0	0	1
72 Tyler Naquin, L (1, 8) OBP: 0.365, SLG: 0.570		C FF 93 B FF 93 X SL 86 1-1 55 SH1-3 41 SF9 2B	C FF 94 C FF 94 S FF 94 0-3 ③ K		C FF 93 F SL 85 B FF 95 S FF 95 1-3 ② K			X SI 95 0-0 22 BB 41 BB 1B		4	1	2	0	0	2	2
55 Roberto Pérez, R (1, 2) OBP: 0.281, SLG: 0.245		X SL 86 0-0 ① SH1-3 2-3		X SL 84 0-0 ① G5-3	C FF 93 D SL 87 B SL 86 C FF 94 D SL 86 F FF 94 C FF 94 3-3 ③ K			1 SAFE B FF 93 X FF 94 1-0 ② F7		3	0	0	0	0	1	2

	AB	29
	R	6
	H	7
	RBI	6
	BB	8
	SO	7
	LOB	15

Inning Stats	1	2	3	4	5	6	7	8	9
	R: 3 E: 0 K: 0 S: 18	R: 1 E: 0 K: 0 S: 10	R: 0 E: 0 K: 2 S: 12	R: 0 E: 0 K: 1 S: 6	R: 2 E: 0 K: 3 S: 13	R: 0 E: 0 K: 0 S: 4	R: 0 E: 0 K: 1 S: 10	R: 0 E: 0 K: 0 S: 10	
	H: 1 LOB: 1 BB: 3 P: 35	H: 2 LOB: 2 BB: 1 P: 21	H: 1 LOB: 1 BB: 0 P: 13	H: 0 LOB: 1 BB: 1 P: 15	H: 2 LOB: 1 BB: 1 P: 24	H: 0 LOB: 0 BB: 0 P: 7	H: 0 LOB: 0 BB: 0 P: 14	H: 1 LOB: 3 BB: 2 P: 21	

	1B: 3	SF: 1	WP: 1	PA: 39
	2B: 4	SAC: 1	PB: 0	
	3B: 0	DP: 0	SB: 0	
	HR: 0	HBP: 0	CS: 0	

PITCHER		IP	WLS	BF	H	R	ER	SO	BB	IBB	HBP	BLK	WP	HR	S	P	ERA	WHIP
48 Andrew Cashner, R ERA: 5.0	(1, 1)	5.0	L	27	6	6	6	6	6	0	0	0	1	0	59	108	10.80	2.400
65 Austin Brice, R ERA:	(6, 1)	2.0		6	0	0	0	1	0	0	0	0	0	0	14	21	0.00	0.000
55 Nefi Ogando, R ERA: 4.91	(8, 1)	1.0		6	1	0	0	0	2	0	0	0	0	0	10	21	0.00	3.000

PITCHER	IP	WLS	BF	H	R	ER	SO	BB	IBB	HBP	BLK	WP	HR	S	P	ERA	WHIP

Miami Marlins @ Cleveland Indians

Progressive Field, Cleveland, OH

Sat Sep 03 2016, 7:12 PM - 9:48 PM EDT

Att. 27,483 - Clear - 72 F

TOP

livebaseballscorecards.com

Batter	1	2	3	4	5	6	7	8	9	AB	R	H	RBI	BB	SO	LOB
9 Dee Strange-Gordon, L (1, 4) OBP: 0.296, SLG: 0.307	B FF 92 S FF 91 S FC 89 F SI 92 B KC 78 C SI 92 2-3 ① K	C SI 92 X FC 90 0-1 ③ G6-3			C FF 93 C KC 77 B KC 80 T SI 94 1-2 ③ K			B FF 92 B SI 92 X FF 93 2-0 ③ L9		4	0	0	0	0	2	0
51 Ichiro Suzuki, L (1, 9) OBP: 0.363, SLG: 0.361	B FF 92 C CH 85 S FF 92 X KC 78 1-2 14 BB 21 2B 1B		B FF 92 B FF 93 X CH 85 2-0 ① L3			B FF 92 B FF 92 B FF 92 C SI 91 F SI 92 B SI 92 4-2 14 G4-6-3 BB			B FF 90 F FC 87 C FF 90 X FC 87 1-2 1B	3	1	2	0	1	0	0
14 Martín Prado, R (1, 5) OBP: 0.372, SLG: 0.429	B FF 93 C FC 88 B FF 92 B FC 89 C SI 92 B SI 91 4-2 21 2B 1-2 BB		B FF 94 B SI 92 C CH 86 X FF 94 2-1 ② G6-3			C SI 91 X SI 92 0-1 ① ② G4-6-3 1-2f			B FF 91 X FC 86 1-0 ① F8	3	1	0	0	1	0	2
21 Christian Yelich, L (1, 8) OBP: 0.384, SLG: 0.496	X CH 85 0-0 11 1B 32 SF8 1-H 2-H 2B		B SI 94 B FC 91 B FF 93 B SI 92 4-0 11 CS BB			B KC 76 C KC 76 X FF 93 1-1 ③ F7			C FF 92 B SL 85 X SL 84 1-1 ② P6	3	1	1	2	1	0	1
11 J.T. Realmuto, R (1, 10) OBP: 0.353, SLG: 0.430	C FF 93 X FC 89 0-1 2-3 1B		C FC 90 F FF 93 B SI 94 1 SAFE 1-2 ③ CS 1-2	S FF 92 X KC 75 0-1 ① G6-3			C FF 91 X CH 84 0-1 ① G5-3		B FF 93 X FF 92 1-0 ③ F9	4	0	1	0	0	0	1
32 Derek Dietrich, L (1, 3) OBP: 0.366, SLG: 0.400	X SI 92 0-0 ② SF8 3-H			B FF 92 C CH 87 X FC 89 1-1 ② P4			F FF 91 B KC 74 C KC 75 F FF 93 F KC 78 X SI 93 1-2 ② F8			2	0	0	1	0	0	0
68 Destin Hood, R (1, 7) OBP: 0.286, SLG: 0.429	C FC 89 X FC 88 0-1 ③ G3-1			C KC 75 B KC 77 C FF 94 S KC 78 1-3 ③ K			F CH 85 X KC 76 0-1 ③ G1-3			3	0	0	0	0	1	1
6 Jeff Mathis, R (1, 2) OBP: 0.275, SLG: 0.353		X FC 89 0-0 ① G4-3			B FF 92 B FF 93 C CH 86 C FF 94 F FC 90 X SI 93 2-2 ① L4			B FF 91 B CH 83 C CH 84 B FC 87 S SI 91 X SI 92 3-2 ① G4-3		3	0	0	0	0	0	0
3 Adeiny Hechavarría, R (1, 6) OBP: 0.289, SLG: 0.318		C FF 92 F FF 93 X KC 78 0-2 ② L1-4-3			X FC 89 0-0 ② P4			C FC 86 F KC 75 B FF 94 F KC 80 S KC 80 1-3 ② K2-3		3	0	0	0	0	1	0
Inning Stats	R: 3 H: 3 E: 0 LOB: 1 K: 1 BB: 1 S: 15 P: 22	R: 0 H: 0 E: 0 LOB: 0 K: 0 BB: 0 S: 6 P: 6	R: 0 H: 0 E: 0 LOB: 0 K: 0 BB: 1 S: 5 P: 14	R: 0 H: 0 E: 0 LOB: 0 K: 1 BB: 0 S: 7 P: 9	R: 0 H: 0 E: 0 LOB: 0 K: 1 BB: 0 S: 8 P: 11	R: 0 H: 0 E: 0 LOB: 0 K: 0 BB: 1 S: 6 P: 11	R: 0 H: 0 E: 0 LOB: 0 K: 0 BB: 0 S: 9 P: 10	R: 0 H: 0 E: 0 LOB: 0 K: 1 BB: 0 S: 8 P: 14	R: 0 H: 1 E: 0 LOB: 1 K: 0 BB: 0 S: 7 P: 11	1B: 3 SF: 1 2B: 1 SAC: 0 3B: 0 DP: 1 HR: 0 HBP: 0						

	AB	28
	R	3
	H	4
	RBI	3
	BB	3
	SO	4
	LOB	5

WP: 0 PA: 33
PB: 0
SB: 0
CS: 1

PITCHER		IP	WLS	BF	H	R	ER	SO	BB	IBB	HBP	BLK	WP	HR	S	P	ERA	WHIP
47 Trevor Bauer, R ERA: 3.7	(1, 1)	8.1	W	30	4	3	3	4	3	0	0	0	0	0	68	103	3.24	0.840
24 Andrew Miller, L ERA: 1.34	(9, 1)	0.2		2	0	0	0	0	0	0	0	0	0	0	3	5	0.00	0.000

PITCHER	IP	WLS	BF	H	R	ER	SO	BB	IBB	HBP	BLK	WP	HR	S	P	ERA	WHIP

BOTTOM

Miami Marlins @ Cleveland Indians

Progressive Field, Cleveland, OH

Sat Sep 03 2016, 7:12 PM - 9:48 PM EDT

Att. 27,483 - Clear - 72 F

livebaseballscorecards.com

Batter	1	2	3	4	5	6	7	8	9	AB	R	H	RBI	BB	SO	LOB
4 Coco Crisp, S (1, 10) OBP: 0.302, SLG: 0.405	B FF 94 X FF 95 1-0 22 HR 2B	B CU 84 C CH 87 D CU 85 F CH 88 B CU 84 S CH 88 3-3 ② K		X FF 91 0-0 12 1B 1B		C FF 94 C FF 87 B CU 86 X FF 95 1-2 22 1B 12 1B 1B		C FF 95 X FF 94 0-1 E4 12 WP 22 BB 41 E		5	3	3	0	0	1	1
22 Jason Kipnis, L (1, 4) OBP: 0.347, SLG: 0.485	C CU 83 X FF 95 0-1 2-H HR	C CU 84 B CH 89 C CH 87 F CU 84 S CU 85 1-3 ③ K2-3		B FF 92 C FF 93 X FF 93 1-1 ① F7		B CU 85 D CH 85 B CU 83 C FF 93 S FF 93 X FF 93 3-2 12 1B 12 E 1-3 1B		C SL 87 B FF 93 B FF 94 D SL 87 B FF 94 4-1 41 E 12 WP 1-2 BB		4	2	2	2	1	1	2
12 Francisco Lindor, S (1, 6) OBP: 0.363, SLG: 0.461	F FF 96 F CU 83 F FF 97 B CU 85 F CU 86 F FF 98 B FF 97 B FF 99 3-2 F FF 96 X FF 97 11 G4-3 2B		S CU 82 B CH 87 C FF 93 F CU 83 X CU 84 1-2 41 1B 2B	X FF 94 0-0 41 G3-6-3 1-2 1B		C CU 83 X CU 84 0-1 E9 1-H 3-H 1B		F SL 87 B SL 92 B SL 87 B SL 92 B SL 88 4-1 41 E 1-2 2-3 BB		4	1	4	1	1	0	0
41 Carlos Santana, S (1, 3) OBP: 0.349, SLG: 0.468	C FF 96 D FF 90 X CH 89 1-1 ① F8		B FF 93 B CH 87 X FF 95 2-0 8 SH1-3 35 SF7 11 BB 2-H 1B	D CU 84 F CH 87 X FF 94 1-1 ②③ G3-6-3 1-2f		B FF 92 B SL 85 F FF 92 F FF 93 B SL 86 B FF 93 4-2 BB		B FF 95 X FF 94 1-0 E2 1-2 2-3 3-H		4	1	1	1	1	0	5
11 José Ramírez, S (1, 5) OBP: 0.360, SLG: 0.454	F CU 85 X CU 86 0-1 ② G4-3 2-3		B SI 92 C CH 87 B CH 85 B FF 93 B CH 86 4-1 8 SH1-3 1-2 BB		B CU 83 B FF 93 C FF 94 C FF 94 X FF 95 2-2 ① G6-3	D FF 94 B FF 92 S FF 93 X FF 93 2-1 ③ F8		X SI 94 0-0 ② F6		4	0	0	0	1	0	6
8 Lonnie Chisenhall, L (1, 9) OBP: 0.329, SLG: 0.451	C FF 97 X FF 98 0-1 ③ F8		X CH 86 0-0 ① SH1-3 1-2 2-3		C FF 94 B CU 83 F FF 93 X CU 83 1-2 ② F7		F FF 98 X CU 83 0-1 ① F9	B SI 94 B FF 94 X FF 94 2-0 ③ G3		4	0	0	0	0	0	4
35 Abraham Almonte, S (1, 7) OBP: 0.298, SLG: 0.429		F FF 94 C CU 82 B FF 95 F FF 96 B CU 86 F CU 86 B FF 97 X CU 84 3-2 ① G4-3	B FF 95 C CU 84 C FF 94 X FF 95 1-2 ② SF7 3-H		F FF 95 B CH 89 S CH 88 F FF 97 S CU 85 1-3 ③ K2-3		X FF 98 0-0 ② G4-3		3	0	0	1	0	1	0
72 Tyler Naquin, L (1, 8) OBP: 0.367, SLG: 0.571		C CU 82 X FF 95 0-1 55 2B 2B	I IN 72 I IN 74 I IN 72 I IN 66 4-0 IBB			C CU 82 C CU 82 B FF 96 F CU 84 F CU 85 S CH 88 1-3 ① K	C FF 98 F FF 98 F FF 97 F CU 87 X FF 98 0-2 ③ G6-3			3	1	1	0	1	1	0
55 Roberto Pérez, R (1, 2) OBP: 0.280, SLG: 0.255		C FF 95 X FF 96 0-1 2-H 2B	C FF 95 B CU 85 B CU 84 C CU 84 S CU 85 2-3 ③ K			C FF 94 X FF 95 0-1 ② P4		C FF 94 C SL 87 S SL 88 0-3 ① K		4	0	1	1	0	2	2
Inning Stats	R: 2 E: 0 K: 0 S: 17 H: 3 LOB: 1 BB: 0 P: 22	R: 1 E: 0 K: 2 S: 16 H: 2 LOB: 1 BB: 0 P: 23	R: 2 E: 0 K: 1 S: 13 H: 2 LOB: 2 BB: 2 P: 27	R: 0 E: 0 K: 0 S: 6 H: 2 LOB: 1 BB: 0 P: 8	R: 0 E: 0 K: 1 S: 10 H: 0 LOB: 0 BB: 0 P: 14	R: 2 E: 1 K: 1 S: 19 H: 3 LOB: 2 BB: 1 P: 30	R: 0 E: 0 K: 0 S: 8 H: 0 LOB: 0 BB: 0 P: 8	R: 1 E: 2 K: 1 S: 10 H: 0 LOB: 3 BB: 2 P: 21		1B: 6 2B: 5 3B: 0 HR: 1 SF: 1 SAC: 1 DP: 1 HBP: 0					

AB	35
R	8
H	12
RBI	6
BB	5
SO	6
LOB	20

WP: 1 PA: 42
PB: 0
SB: 0
CS: 0

PITCHER		IP	WLS	BF	H	R	ER	SO	BB	IBB	HBP	BLK	WP	HR	S	P	ERA	WHIP
José Fernández, R ERA: 3.03	(1, 1)	5.2	L	30	12	7	6	5	1	1	0	0	0	1	77	114	9.53	2.294
40 Mike Dunn, L ERA: 2.67	(6, 1)	0.1		2	0	0	0	0	1	0	0	0	0	0	4	10	0.00	3.000
49 Brian Ellington, R ERA: 0.83	(7, 1)	1.0		3	0	0	0	0	0	0	0	0	0	0	8	8	0.00	0.000
55 Nefi Ogando, R ERA: 4.32	(8, 1)	1.0		7	0	1	0	1	2	0	0	0	1	0	10	21	0.00	2.000

PITCHER		IP	WLS	BF	H	R	ER	SO	BB	IBB	HBP	BLK	WP	HR	S	P	ERA	WHIP

Miami Marlins @ Cleveland Indians

Progressive Field, Cleveland, OH

Sun Sep 04 2016, 4:12 PM - 7:54 PM EDT

Att. 25,910 - Sunny - 78 F

TOP

livebaseballscorecards.com

Batter	1	2	3	4	5	6	7	8	9	AB	R	H	RBI	BB	SO	LOB
51 Ichiro Suzuki, L (1, 9) OBP: 0.363, SLG: 0.366	C SI 90 S FF 92 B FF 93 S CH 84 1-3 K		B FF 93 B FF 94 B FF 93 C FF 93 X FF 94 3-1 F8		B FF 93 S FF 93 S SL 86 S FF 96 1-3 FC 5 1B 1-2		X SI 90 0-0 14 1B 1-2 1B		L SL 84 M SL 83 2 SAFE F SL 83 F SL 84 F FF 96 F SL 84 X SL 84 0-2 5 SH1-3 14 SF7 2-H 2B	5	1	2	1	0	1	3
5 Jeff Francoeur, R (1, 7) OBP: 0.302, SLG: 0.391	C FF 93 X FF 93 0-1 21 CS 1B		B FF 93 B FF 94 C SL 84 S FF 94 S FF 95 2-3 K		1 SAFE 1 SAFE B FF 94 X SI 93 1-0 1-2 1B		S SI 91 F FF 91 F FF 91 B SL 82 S SI 91 1-3 K		L FF 93 X FF 93 0-1 SH1-3 2-3	4	0	2	0	0	2	4
14 Martín Prado, R (1, 10) OBP: 0.370, SLG: 0.428	C FF 93 F FF 93 F FF 95 B SL 84 F FF 94 S SL 80 1-3 K		C SI 95 B FF 95 F FF 94 B FF 95 F FF 95 F FF 95 S CH 85 2-3 K		B FF 94 B FF 94 C SI 94 C SL 85 F CH 86 F FF 95 B CH 86 C FF 94 3-3 K		F SI 92 B SI 91 X SI 91 1-1 1-3 2-H 1B		X FF 94 0-0 SF7 3-H	4	0	1	2	0	3	5
21 Christian Yelich, L (1, 8) OBP: 0.382, SLG: 0.493	B FF 94 B FF 93 F SI 94 2-1 CS 1-2	C CU 78 F SI 93 B SL 85 F FF 95 B FF 96 S CH 85 2-3 K	S FF 91 S SL 85 C CH 84 0-3 K			B CU 78 B SI 90 X SI 94 2-0 11 G6-3 1B	B FC 94 B FC 94 C FC 92 B FC 93 S FC 93 X FC 94 3-2 G4-3		B KC 84 X FF 94 1-0 F7	5	0	1	0	0	2	3
11 J.T. Realmuto, R (1, 2) OBP: 0.353, SLG: 0.435		S SL 84 X SL 85 0-1 F7	F FF 92 B SL 84 T CH 85 F SL 85 S CH 85 1-3 K			X SL 83 0-0 G6-3 1-2f		B FC 92 X FC 91 1-0 HR		4	1	1	1	0	1	1
53 Xavier Scruggs, R (1, 3) OBP: 0.340, SLG: 0.400		B FF 95 F FF 94 X FF 94 1-1 G5-3	B FF 93 B SL 86 B SI 93 C FF 95 B SI 96 4-1 BB			F FF 94 X FF 94 0-1 1B		B FC 93 F FC 94 C SL 78 F FC 94 T FC 94 1-2 K		3	0	1	0	1	1	0
32 Derek Dietrich, L (1, 4) OBP: 0.366, SLG: 0.403 3 Adeiny Hechavarría, R (8, PH) OBP: 0.288, SLG: 0.317 (8, 6)			B FF 92 B FF 92 S FF 94 F FF 93 X SL 83 2-2 12 WP 19 FC3 2B	F FF 94 F SI 94 C FF 94 0-3 K		C SI 90 X CH 82 0-1 P5		C SL 82 B FF 93 B SL 82 X SL 82 2-1 G6-3		3 1	1 0	1 0	0 0	0 0	1 0	2 0
12 Chris Johnson, R (1, 5) OBP: 0.282, SLG: 0.336			S SL 85 B FF 94 D CH 84 C SL 84 F SL 84 B CH 86 B SI 93 4-2 19 E 19 FC3 2-3 BB		B CU 75 F CU 76 F CH 81 S CH 84 1-3 K		S SI 90 B SI 90 C SI 91 C SI 92 1-3 K	B SL 82 F FF 94 S SL 83 B SL 84 X FF 96 2-2 G6-3		3	0	0	0	1	2	0
19 Miguel Rojas, R (1, 6) OBP: 0.288, SLG: 0.324 (8, 4) 9 Dee Strange-Gordon, L (9, PR) OBP: 0.296, SLG: 0.307 (9, 4)			X FF 94 0-0 FC3 1-3 3-H		B FF 90 B FF 91 C SI 93 F SL 83 F FF 96 X SL 84 2-2 51 CS 1B		C SI 91 F SI 90 B SL 83 X SI 91 1-2 E6 51 1B 14 1B		X FF 91 0-0 51 2B 2B	4 0	1 1	2 0	1 0	0 0	0 0	1 0

Inning Stats	1	2	3	4	5	6	7	8	9
	R: 0 E: 0 K: 2 S: 11 H: 1 LOB: 0 BB: 0 P: 15	R: 0 E: 0 K: 1 S: 8 H: 0 LOB: 0 BB: 0 P: 11	R: 1 E: 1 K: 2 S: 17 H: 1 LOB: 2 BB: 1 P: 30	R: 0 E: 0 K: 3 S: 11 H: 0 LOB: 1 BB: 1 P: 16	R: 0 E: 0 K: 2 S: 16 H: 2 LOB: 2 BB: 0 P: 24	R: 0 E: 0 K: 0 S: 6 H: 2 LOB: 1 BB: 0 P: 8	R: 1 E: 1 K: 2 S: 16 H: 2 LOB: 2 BB: 0 P: 23	R: 1 E: 0 K: 1 S: 10 H: 1 LOB: 0 BB: 0 P: 16	R: 2 E: 0 K: 0 S: 12 H: 2 LOB: 1 BB: 0 P: 13

1B: 7	SF: 1
2B: 3	SAC: 1
3B: 0	DP: 1
HR: 1	HBP: 0
WP: 1	PA: 41
PB: 1	
SB: 0	
CS: 2	

	AB	36
	R	5
	H	11
	RBI	5
	BB	2
	SO	13
	LOB	19

MIAMI

PITCHER		IP	WLS	BF	H	R	ER	SO	BB	IBB	HBP	BLK	WP	HR	S	P	ERA	WHIP
31 Danny Salazar, R ERA: 3.78	(1, 1)	5.2		24	6	1	1	11	2	0	0	0	1	0	67	102	1.59	1.412
61 Dan Otero, R ERA: 1.23	(6, 1)	1.0		6	2	1	0	2	0	0	0	0	0	0	15	19	0.00	2.000
27 Bryan Shaw, R ERA: 3.34	(7, 1)	0.2		3	1	1	1	1	0	0	0	0	0	1	8	13	13.50	1.500
24 Andrew Miller, L ERA: 1.61	(8, 1)	0.2		4	2	2	2	0	0	0	0	0	0	0	13	17	27.00	3.000
37 Cody Allen, R ERA: 2.84	(9, 1)	1.0	W	3	0	0	0	0	0	0	0	0	0	0	4	5	0.00	0.000

PITCHER		IP	WLS	BF	H	R	ER	SO	BB	IBB	HBP	BLK	WP	HR	S	P	ERA	WHIP

BOTTOM

Miami Marlins @ Cleveland Indians

Progressive Field, Cleveland, OH

Sun Sep 04 2016, 4:12 PM - 7:54 PM EDT

Att. 25,910 - Sunny - 78 F

livebaseballscorecards.com

Batter	1	2	3	4	5	6	7	8	9	AB	R	H	RBI	BB	SO	LOB
41 Carlos Santana, S (1, 3) OBP: 0.349, SLG: 0.465	S FF 92 B SL 86 S FF 92 B FF 94 F KC 79 F KC 79 X FF 92 2-2 ① F8		B KC 78 C FF 92 B SL 86 F KC 78 X FF 93 2-2 ② G4-3 **2-3**		F FF 91 S CH 85 S SL 87 0-3 ③ K		F FF 96 B SL 82 C SL 82 B SL 84 D SL 84 B FF 96 4-2 22 1B **1-2** BB		B SI 94 B SI 93 B FF 94 B FF 93 4-0 22 WP 11 1B **1-2** BB	3	1	0	0	2	1	1
22 Jason Kipnis, L (1, 4) OBP: 0.347, SLG: 0.484	C FF 93 C KC 78 B SI 94 B FF 93 F KC 79 S FF 92 2-3 ② K		B SL 86 S SL 86 F KC 78 F FF 93 F SL 86 B FF 93 B KC 78 S SL 86 3-3 ③ K			B FF 91 B CH 82 B SL 90 B SL 88 4-0 12 G4-6-3 BB	C SL 81 B SL 80 X FF 95 1-1 **1-3** **2-H** **3-H** 1B		C SI 92 F CH 83 S CH 84 0-3 ① K **1-2** **2-3**	4	0	1	2	1	3	3
12 Francisco Lindor, S (1, 6) OBP: 0.361, SLG: 0.457	C FF 93 B SI 93 X KC 78 1-1 ③ G3			B SL 84 B KC 78 F FF 92 B SL 85 B FF 90 4-1 8 FC4-6 11 1B BB		C KC 76 D FF 86 1 SAFE X KC 77 1-1 ① ② G4-6-3 **1-2f**	C FF 94 X FF 95 0-1 ③ G1-3		X CH 83 0-0 ② F8	4	0	0	0	1	0	5
26 Mike Napoli, R (1, 10) OBP: 0.343, SLG: 0.486 1 Michael Martinez, S (9, PR) OBP: 0.281, SLG: 0.329		B FF 92 C SL 84 B SL 85 B FF 93 S SL 86 X SL 85 3-2 ① L7		X FF 90 0-0 ① P3		B KC 79 C SL 83 B SL 85 X SL 84 2-1 ③ F9		B FF 91 C SL 77 B FF 88 C SL 78 F SL 79 X CH 84 2-2 ① L5	B CH 84 B FF 95 B CH 82 B SI 94 4-0 11 1B 8 1B BB	4 0	0 1	0 0	0 0	1 0	0 0	1 0
11 José Ramírez, S (1, 5) OBP: 0.364, SLG: 0.459		B FF 93 C FF 92 B FF 93 F FF 85 F KC 81 F KC 79 X FF 93 2-2 ② G4-3		X FF 91 0-0 8 FC4-6 **1-2** 1B			C FF 94 B FF 94 X FF 96 1-1 35 1B 2B	C CU 75 X FF 89 0-1 20 1B 1B	B CH 83 C CH 85 F CH 84 X FF 96 1-2 8 1B **2-H** **3-H** 1B	5	1	4	2	0	0	0
8 Lonnie Chisenhall, L (1, 9) OBP: 0.330, SLG: 0.450		C FF 93 C KC 79 F FF 93 X KC 79 0-2 1B		F SL 84 B FF 91 F SL 85 X FF 92 1-2 ② FC4-6 **1-2f** **2-3**			X FF 96 0-0 ① G6-3	C SL 78 1 SAFE B SL 78 X FF 91 1-1 ② P6	C CH 84 F SI 95 F CH 80 F FF 96 F FF 95 X CH 85 0-2 **1-2** **2-H** 1B	5	0	2	1	0	0	4
35 Abraham Almonte, S (1, 7) OBP: 0.299, SLG: 0.426 20 Rajai Davis, R (7, PR) OBP: 0.322, SLG: 0.416 (8, 7)		B FF 92 B FF 91 B FF 92 F FF 90 1 SAFE X SL 86 3-1 ③ F8		B SL 85 C KC 77 1 SAFE C KC 78 B SL 89 D SL 86 F KC 79 T KC 80 3-2 ③ K			B SL 82 F FF 96 B SL 82 C SL 82 X FF 95 2-2 72 G3 72 S 22 1B **2-H** 1B	C SL 78 1 SAFE X SL 78 0-1 **1-2** 1B		3 1	0 1	1 1	1 0	0 0	1 0	3 0
72 Tyler Naquin, L (1, 8) OBP: 0.362, SLG: 0.562			C FF 90 B KC 75 B SL 83 B SL 90 C FF 91 C KC 79 3-3 ① K		C KC 76 F SL 84 F FF 93 B FF 91 B KC 78 F KC 79 X SL 85 2-2 ① L8		B SL 82 B FF 95 C SL 81 S SL 81 X SL 82 2-2 ② G3 **1-3**	S SL 81 B CH 86 X SL 78 1-1 ③ L8		4	0	0	0	0	1	3
38 Chris Gimenez, R (1, 2) OBP: 0.289, SLG: 0.363 4 Coco Crisp, S (7, PH) OBP: 0.304, SLG: 0.405 55 Roberto Pérez, R (8, 2) OBP: 0.280, SLG: 0.255 6 Brandon Guyer, R (9, PH) OBP: 0.365, SLG: 0.408			C SL 86 B FF 93 B KC 78 C SL 84 X SL 85 2-2 41 G4-3 2B		C FF 89 B KC 80 C KC 76 F KC 79 B FF 92 S KC 78 2-3 ② K		B SL 80 B SL 81 B FF 95 B FF 95 4-0 41 S 22 1B BB		B CH 82 B SI 93 B SI 93 B FF 93 4-0 22 WP 41 WP 11 1B BB	2 0 0 0	0 1 0 1	1 0 0 0	0 0 0 1	0 1 0 0	1 0 0 0	0 0 0 0
Inning Stats	R: 0 E: 0 K: 1 S: 11 H: 0 LOB: 0 BB: 0 P: 16	R: 0 E: 0 K: 0 S: 14 H: 1 LOB: 1 BB: 0 P: 22	R: 0 E: 0 K: 2 S: 14 H: 1 LOB: 1 BB: 0 P: 24	R: 0 E: 0 K: 1 S: 10 H: 1 LOB: 2 BB: 1 P: 18	R: 0 E: 0 K: 2 S: 12 H: 0 LOB: 0 BB: 0 P: 16	R: 0 E: 0 K: 0 S: 4 H: 0 LOB: 0 BB: 1 P: 11	R: 3 E: 0 K: 0 S: 15 H: 3 LOB: 2 BB: 2 P: 29	R: 0 E: 0 K: 0 S: 12 H: 2 LOB: 2 BB: 0 P: 16	R: 3 E: 0 K: 1 S: 13 H: 2 LOB: 2 BB: 3 P: 26	1B: 8 2B: 2 3B: 0 HR: 0 SF: 0 SAC: 0 DP: 1 HBP: 0						

	AB	35
	R	6
	H	10
	RBI	6
	BB	7
	SO	7
	LOB	20

PITCHER		IP	WLS	BF	H	R	ER	SO	BB	IBB	HBP	BLK	WP	HR	S	P	ERA	WHIP
34 Tom Koehler, R ERA: 3.87	(1, 1)	6.0		22	3	0	0	6	2	0	0	0	0	0	65	107	0.00	0.833
46 Kyle Barraclough, R ERA: 3.08	(7, 1)	1.0	B	8	3	3	3	0	2	0	0	0	0	0	15	29	27.00	5.000
44 AJ Ramos, R ERA: 3.33	(8, 1)	1.0		5	2	0	0	0	0	0	0	0	0	0	12	16	0.00	2.000
56 Fernando Rodney, R ERA: 2.81	(9, 1)	0.2	L	7	2	3	3	1	3	0	0	0	2	0	13	26	40.50	7.500

PITCHER	IP	WLS	BF	H	R	ER	SO	BB	IBB	HBP	BLK	WP	HR	S	P	ERA	WHIP

WP: 2 PB: 0 SB: 2 CS: 0 PA: 42

Batter	1	2	3	4	5	6	7	8	9	AB	R	H	RBI	BB	SO	LOB
4 George Springer, R (1, 10) OBP: 0.361, SLG: 0.459	C FF 95 B SL 85 B FF 94 C SL 86 S FF 95 2-3 K		B SI 90 S CU 82 B SI 92 B SI 91 B SI 91 4-1 2 HR BB	1 SAFE 1 SAFE S SI 93 1 SAFE S SI 92 D SI 94 D SI 94 B SI 94 T SI 93 3-2 K			B FF 90 F SI 91 X FF 90 1-1 27 1B 10 SF8 1B	C FF 95 B CH 86 B CH 86 F FF 94 B CU 84 F CH 87 B FF 96 4-2 1 WP 2 1B BB		3	2	1	0	2	2	1
2 Alex Bregman, R (1, 5) OBP: 0.324, SLG: 0.475	C FF 96 B SL 87 S FF 95 B FF 94 B SL 86 B FF 95 4-2 27 2B BB		X SI 90 0-0 1-H HR		C SI 93 C CU 80 B CU 82 B CU 81 X SI 93 2-2 E4 27 G6-4-3		F FF 90 B SL 82 C FF 90 1 SAFE T SI 91 1-2 K	B FF 95 C FC 92 F CH 86 1 SAFE F CH 86 X CU 84 1-2 1 WP 1B		4	2	2	2	1	1	1
27 Jose Altuve, R (1, 4) OBP: 0.409, SLG: 0.557	B FF 94 1 SAFE X FF 94 1-0 1-H 2B		C CU 83 B SI 91 S CU 84 S CU 83 1-3 K		X SI 94 0-0 1-2f G6-4-3		X FC 93 0-0 11 S 1 BB 11 E 1-3 1B	S CH 86 F FF 95 S CH 87 0-3 K		5	1	2	1	0	2	3
1 Carlos Correa, R (1, 6) OBP: 0.363, SLG: 0.462	S FF 93 B FF 92 S SL 86 F FF 91 B SL 85 B FF 94 F SL 84 S SL 85 3-3 K		F CU 83 B CU 83 B SI 91 B CU 83 F SI 91 X CU 82 3-2 10 FC1-6 1B		B CU 82 B SI 94 F SI 94 F SI 93 F SI 93 S CU 82 2-3 K		B SL 80 D SL 81 B FC 94 C FC 93 D FC 93 4-1 11 E 11 S 28 1B 1-2 BB	B CH 88 B FF 95 I IN 86 I IN 78 1-2 2-3 4-0 IBB		3	1	1	0	2	2	0
10 Yuli Gurriel, R (1, 3) OBP: 0.333, SLG: 0.389 9 Marwin Gonzalez, S (7, 3) OBP: 0.289, SLG: 0.407		S SL 84 B SL 84 B FF 94 B SL 83 C FF 92 X FF 94 3-2 2B	B SI 94 X SI 95 1-0 1-2f FC1-6			C FF 94 F FF 95 F FF 96 F FF 95 B SL 86 C FF 96 1-3 K	F FC 94 X FC 95 0-1 3-H SF8	S FF 88 C FF 88 F CU 84 F FF 87 F FF 95 S FF 87 0-3 K		3 1	0 0	1 0	1 0	0 0	1 1	1 3
11 Evan Gattis, R (1, 2) OBP: 0.314, SLG: 0.489		D SL 85 B FF 91 F FF 93 F FF 94 B FF 93 S SL 85 3-3 K	C SI 94 X SI 95 0-1 F9			B FF 95 B SL 86 B SL 85 F FF 95 B SL 85 4-1 35 L9 28 1B BB	B FC 95 B FC 94 B FC 94 C FC 94 X FC 96 3-1 E4 28 1B 1-3 2-H		B CU 76 X FC 86 1-0 F9	4	0	0	0	1	1	3
28 Colby Rasmus, L (1, 7) OBP: 0.289, SLG: 0.359		C FF 92 B FF 92 S CH 86 X FF 93 1-2 F7	S SI 93 X FF 93 0-1 G3			B SI 94 X SI 93 1-0 1-2 1B	B FC 96 C FC 94 S FC 94 F FC 95 X FC 94 1-2 1-2 3-H 1B		S FF 88 S CU 77 B FF 89 F FC 87 B SI 86 B FF 87 S FC 87 3-3 K	5	0	2	1	0	1	1
35 Teoscar Hernández, R (1, 9) OBP: 0.333, SLG: 0.424		B SL 84 F SL 83 C FF 93 B FF 93 B SL 85 B FF 94 4-2 6 FC6 BB	B SI 94 B SI 94 C SI 94 X SI 95 2-1 G5-3			B FF 94 B FF 95 S FF 94 C SI 94 X FF 96 2-2 L9 2-3	C FF 95 B FF 95 B FF 92 F FF 94 B CH 86 S FF 87 3-3 K		X FF 89 0-0 6 CS 1B	4	0	1	0	1	1	4
6 Jake Marisnick, R (1, 8) OBP: 0.266, SLG: 0.356		B CU 83 C CU 81 X SI 91 1-1 1-2f FC6	S SI 95 S CU 82 X SI 93 0-2 1B			F FF 91 B SI 91 F SI 92 F SI 91 B SI 92 F SI 92 C FF 92 2-3 K		B FF 94 S FC 91 C FF 95 S CH 86 1-3 K	S FC 86 S FF 88 B FF 89 1-2 CS	4	0	1	0	0	2	4
Inning Stats	R: 1 H: 1 E: 0 LOB: 0 K: 2 BB: 1 S: 11 P: 21	R: 0 H: 1 E: 0 LOB: 2 K: 1 BB: 1 S: 13 P: 25	R: 2 H: 2 E: 0 LOB: 1 K: 1 BB: 1 S: 11 P: 20	R: 0 H: 1 E: 0 LOB: 1 K: 1 BB: 0 S: 10 P: 15	R: 0 H: 0 E: 1 LOB: 0 K: 1 BB: 0 S: 9 P: 13	R: 0 H: 1 E: 0 LOB: 2 K: 2 BB: 1 S: 15 P: 25	R: 3 H: 3 E: 1 LOB: 2 K: 2 BB: 1 S: 18 P: 31	R: 0 H: 1 E: 0 LOB: 3 K: 3 BB: 2 S: 19 P: 29	R: 0 H: 1 E: 0 LOB: 0 K: 1 BB: 0 S: 8 P: 13	1B: 8 SF: 1 2B: 2 SAC: 0 3B: 0 DP: 1 HR: 1 HBP: 0						

WP: 1 PA: 45
PB: 0
SB: 2
CS: 1

Houston Astros @ Cleveland Indians

Progressive Field, Cleveland, OH

Mon Sep 05 2016, 7:11 PM - 10:54 PM EDT

Att. 13,062 - Clear - 80 F

TOP

livebaseballscorecards.com

AB	36
R	6
H	11
RBI	5
BB	7
SO	14
LOB	21

PITCHER		IP	WLS	BF	H	R	ER	SO	BB	IBB	HBP	BLK	WP	HR	S	P	ERA	WHIP
73 Mike Clevinger, R ERA: 5.3	(1, 1)	1.2	L	8	2	1	1	3	2	0	0	0	0	0	22	43	5.40	2.400
53 Jeff Manship, R ERA: 3.68	(2, 1)	0.2		5	2	2	2	1	1	0	0	0	0	1	10	19	27.00	4.500
66 Perci Garner, R ERA: 2.7	(3, 1)	2.2		9	1	0	0	2	0	0	0	0	0	0	22	32	0.00	0.375
65 Joe Colón, R ERA: 2.08	(6, 1)	0.2		4	1	0	0	1	1	0	0	0	0	0	10	18	0.00	3.000
61 Dan Otero, R ERA: 1.37	(6, 1)	0.2		3	1	1	1	2	0	0	0	0	0	0	10	14	13.50	1.500

PITCHER		IP	WLS	BF	H	R	ER	SO	BB	IBB	HBP	BLK	WP	HR	S	P	ERA	WHIP
27 Bryan Shaw, R ERA: 3.32	(7, 1)	0.1		5	2	2	0	0	1	0	0	0	0	0	10	18	0.00	9.000
56 Cody Anderson, R ERA: 6.97	(7, 1)	1.1		7	1	0	0	4	1	1	0	0	1	0	22	35	0.00	1.500
43 Josh Tomlin, R ERA: 4.85	(9, 1)	1.0		3	1	0	0	1	0	0	0	0	0	0	8	13	0.00	1.000

Houston Astros @ Cleveland Indians

Progressive Field, Cleveland, OH

Mon Sep 05 2016, 7:11 PM - 10:54 PM EDT

Att. 13,062 - Clear - 80 F

livebaseballscorecards.com

BOTTOM

Batter	1	2	3	4	5	6	7	8	9	AB	R	H	RBI	BB	SO	LOB
41 Carlos Santana, S (1, 10) OBP: 0.348, SLG: 0.462	C FF 87 X FC 86 0-1 ① F8	C FC 86 B FF 88 B CU 77 B FF 88 B FC 88 4-1 1-2 2-3 BB		X FF 90 0-0 ③ G6-3			C FF 94 B SL 83 F SL 82 S SL 83 1-3 ② K			3	0	0	0	1	1	0
22 Jason Kipnis, L (1, 4) OBP: 0.347, SLG: 0.482	C FF 88 B FF 86 C CU 72 B FF 89 B FC 83 X FF 87 3-2 ② G4-3	X FC 87 0-0 ③ L7			C CU 72 F FF 88 B CU 73 F CU 74 F FF 88 F FF 87 X CU 74 1-2 12 G4-6-3 1B		B SL 81 F FF 94 F FF 95 S SL 83 1-3 ③ K			4	0	1	0	0	1	3
12 Francisco Lindor, S (1, 6) OBP: 0.364, SLG: 0.460	S CH 83 C CH 83 B CH 81 X FC 88 1-2 26 BB 1B		B FF 88 C CH 81 B FC 86 X FF 86 2-1 11 E 2B		X CH 82 0-0 ① ② G4-6-3 1-2f			C SL 82 B FF 94 F CH 86 B FF 94 B SL 83 B FF 94 4-2 26 WP BB		3	1	2	0	1	0	1
26 Mike Napoli, R (1, 3) OBP: 0.344, SLG: 0.492	1 SAFE C CH 81 1 SAFE 1 SAFE 1 SAFE S FF 89 D CH 82 1 SAFE F FF 91 4-2 B FF 90 F FC 85 B CU 73 F CU 73 B CH 80 1-2 BB		B FC 86 F FF 89 C CH 81 X FF 90 1-2 ① F8		B CH 80 X FF 87 1-0 HR			C FF 94 B SL 82 C FF 95 F FF 96 D SL 84 S FF 96 2-3 ① K 1-2		3	1	1	1	1	1	2
11 José Ramírez, S (1, 5) OBP: 0.363, SLG: 0.458	T CH 83 B CU 74 F CH 83 F CU 74 S FF 90 1-3 ③ K		C FF 91 C FF 91 B FF 90 X CH 81 1-2 E4 2-H 1B		B FF 89 B FF 88 X FF 89 2-0 ③ P6			B SL 82 X FF 95 1-0 ② L7		4	0	1	1	0	1	3
8 Lonnie Chisenhall, L (1, 9) OBP: 0.331, SLG: 0.451 20 Rajai Davis, R (6, PH) OBP: 0.320, SLG: 0.414 (7, 8)		C FF 86 S SL 81 B FF 90 B FF 90 B FC 88 F FF 90 F CH 84 X FF 89 3-2 55 FC6-5 72 1B 1B	B FF 87 B FF 90 S FF 91 F FF 90 S FF 90 2-3 ② K			S CH 77 F FF 91 S CH 77 0-3 ① K		B SL 82 F FF 94 S FF 95 S FF 95 1-3 ③ K		2 2	0 0	1 0	0 0	0 0	1 2	1 1
4 Coco Crisp, S (1, 7) OBP: 0.301, SLG: 0.400		C FC 84 D CU 73 X FF 89 1-1 ① F7	C CU 72 C FF 87 S CU 74 0-3 ③ K			F CH 78 S CH 76 X CH 76 0-2 ② G4-3			C FF 97 S SI 96 X SL 88 0-2 ① L3	4	0	0	0	0	1	2
72 Tyler Naquin, L (1, 8) OBP: 0.363, SLG: 0.562 6 Brandon Guyer, R (6, PH) OBP: 0.362, SLG: 0.405 (7, 9)		B FF 89 S FC 85 T FF 90 1 SAFE 1 SAFE B FF 90 X CU 74 2-2 41 WP 55 FC6-5 1-2 1B		C CU 71 B FC 86 S FF 88 S FF 90 1-3 ① K			C SL 81 B SL 84 X SL 84 1-1 ③ F8		C SL 87 B SL 86 C SL 86 F FF 97 X SL 84 1-2 ② G6-3	2 2	0 0	1 0	0 0	1 0	0 0	0 0
55 Roberto Pérez, R (1, 2) OBP: 0.273, SLG: 0.248 45 Adam Moore, R (8, 2) 35 Abraham Almonte, Sr (9, PH) OBP: 0.297, SLG: 0.423		X FF 85 0-0 ② FC6-5 41 WP 1-2 2-3f		C FC 84 C CU 72 B CU 74 B CU 72 X FC 84 2-2 ② G6-3			C FF 93 F FF 94 B FF 93 B SL 81 F SL 79 F FF 95 F SL 80 B FF 96 3-2 X FF 85 G4-3		B FF 96 S SL 86 F FF 98 B SI 98 B SL 85 X FF 98 3-2 ③ G4-3	3 0 1	0 0 0	0 0 0	0 0 0	0 0 0	0 0 0	2 0 0
Inning Stats	R: 0 E: 0 K: 1 S: 17 H: 1 LOB: 2 BB: 1 P: 26	R: 0 E: 0 K: 0 S: 13 H: 2 LOB: 3 BB: 1 P: 23	R: 1 E: 1 K: 2 S: 14 H: 2 LOB: 1 BB: 0 P: 20	R: 0 E: 0 K: 1 S: 7 H: 0 LOB: 0 BB: 0 P: 10	R: 1 E: 0 K: 0 S: 9 H: 2 LOB: 0 BB: 0 P: 13	R: 0 E: 0 K: 1 S: 8 H: 0 LOB: 0 BB: 0 P: 9	R: 0 E: 0 K: 2 S: 13 H: 0 LOB: 0 BB: 0 P: 18	R: 0 E: 0 K: 2 S: 10 H: 0 LOB: 1 BB: 1 P: 18	R: 0 E: 0 K: 0 S: 10 H: 0 LOB: 0 BB: 0 P: 14	1B: 5 2B: 1 3B: 0 HR: 1 SF: 0 SAC: 0 DP: 1 HBP: 0						

	AB	33
	R	2
	H	7
	RBI	2
	BB	3
	SO	9
	LOB	15

PITCHER		IP	WLS	BF	H	R	ER	SO	BB	IBB	HBP	BLK	WP	HR	S	P	ERA	WHIP
54 Mike Fiers, R ERA: 4.29	(1, 1)	5.0	W	23	7	2	2	4	2	0	0	0	1	1	60	92	3.60	1.800
29 Tony Sipp, L ERA: 5.65	(6, 1)	0.2	H	2	0	0	0	1	0	0	0	0	0	0	6	6	0.00	0.000
37 Pat Neshek, R ERA: 2.7	(6, 1)	0.1	H	1	0	0	0	0	0	0	0	0	0	0	2	3	0.00	0.000
45 Michael Feliz, R ERA: 4.7	(7, 1)	2.0		7	0	0	0	4	1	0	0	0	1	0	23	36	0.00	0.500
61 Jandel Gustave, R ERA: 1.59	(9, 1)	1.0		3	0	0	0	0	0	0	0	0	0	0	10	14	0.00	0.000

PITCHER	IP	WLS	BF	H	R	ER	SO	BB	IBB	HBP	BLK	WP	HR	S	P	ERA	WHIP

Batter	1	2	3	4	5	6	7	8	9	AB	R	H	RBI	BB	SO	LOB
4 George Springer, R (1, 9) OBP: 0.361, SLG: 0.460	C SI 92 F CU 84 B SI 94 S CU 85 1-3 K		B SI 92 F SL 90 F SI 92 X SI 94 1-2 2 3B 2B	B SI 92 F SI 94 F SI 94 S SL 90 1-3 K ③			B CU 83 S SL 91 F SL 90 B SI 93 F SL 90 F SI 94 B SL 90 C SI 93 3-3 K ③		B FF 92 D FC 88 C FF 91 S FF 91 B FC 84 B FF 91 4-2 BB	4	1	1	0	1	3	2
2 Alex Bregman, R (1, 5) OBP: 0.320, SLG: 0.479	C SI 93 F SI 93 X CU 86 0-2 F9 ②		X SI 93 0-0 2-H 3B		X SL 89 0-0 L4 ①			B FF 94 B FF 92 B FF 94 C FF 93 C FF 94 S FF 94 3-3 K ①	X FC 89 0-0 F9 ③	5	0	1	1	0	1	2
27 Jose Altuve, R (1, 4) OBP: 0.406, SLG: 0.553	F SI 94 X SI 94 0-1 F8 ③		D CU 84 D SL 90 X FF 91 2-0 L4 ①		C SI 92 S CU 83 F CU 84 B SL 91 B CU 84 X SI 94 2-2 G5-3 ②			C CU 80 X SL 83 0-1 G6-3 ②		4	0	0	0	0	0	1
1 Carlos Correa, R (1, 6) OBP: 0.362, SLG: 0.460		C CU 83 S CU 84 B CU 85 B SI 93 S CU 84 2-3 K ①	C SI 93 B SI 94 C SI 94 B FF 94 B SI 93 S SL 85 3-3 K ②		S CU 84 B SI 94 B CU 85 S SL 90 S SI 92 2-3 K ③			F SI 95 S CU 81 B FF 94 F SL 80 X CU 83 1-2 10 1B 1B		4	0	1	0	0	3	1
10 Yuli Gurriel, R (1, 10) OBP: 0.326, SLG: 0.375		X SI 92 0-0 P5 ②	S SL 90 S FF 92 T FF 92 0-2 K ③			C SL 89 C CU 83 F SL 88 X SL 85 0-2 G4-3 ①		X FF 94 0-0 1-2 1B		4	0	1	0	0	1	1
11 Evan Gattis, R (1, 2) OBP: 0.313, SLG: 0.485		F SI 93 B SI 93 B CU 85 B CU 84 B SI 93 4-1 28 BB 9 HR BB		C SI 92 C FF 92 B SI 92 F SL 90 X SI 93 1-2 G4-3 ①		B SI 92 S SL 89 S SI 92 B SI 93 S SI 93 2-3 K ②		B SL 82 C FF 95 B FF 95 C FF 95 B FF 96 S SI 96 3-3 K ③		3	1	0	0	1	2	2
28 Colby Rasmus, L (1, 8) OBP: 0.289, SLG: 0.355 (7, 7)		B SI 91 F SL 89 C SI 92 D CU 84 B SI 93 B SL 85 4-2 1-2 9 HR BB		X SI 92 0-0 L8 ②		B SI 93 B SI 92 X FF 92 2-1 F7 ③			C SL 76 B FF 90 F FF 88 X FF 90 1-2 G6-3 ①	3	1	0	0	1	0	0
9 Marwin Gonzalez, S (1, 3) OBP: 0.293, SLG: 0.423		S FF 91 F SL 90 X CU 85 0-2 1-H 2-H HR	X SI 93 0-0 2B				C SI 92 B SI 92 S SL 90 X SI 93 1-2 G3 ①		C SL 75 B SL 79 X FF 88 1-1 2B	4	1	3	3	0	0	0
16 Tony Kemp, L (1, 7) OBP: 0.301, SLG: 0.280 6 Jake Marisnick, R (7, 8) OBP: 0.264, SLG: 0.354		B SI 93 B SI 93 C SI 92 F SI 93 F SI 94 C SI 93 2-3 K ③	B SI 92 D SL 90 B SI 92 C SI 92 F SI 92 B SI 93 4-2 BB				S SL 88 F SL 88 B SI 92 B CU 84 F SI 92 X SL 90 2-2 G3 ②		S FF 92 F FC 87 F FF 94 F FC 84 F FC 83 X FF 92 0-2 G6-3 ②	2 1	0 0	0 0	0 0	1 0	1 0	0 1
Inning Stats	R: 0 E: 0 K: 1 S: 8 H: 0 LOB: 0 BB: 0 P: 9	R: 3 E: 0 K: 2 S: 14 H: 1 LOB: 0 BB: 2 P: 26	R: 1 E: 0 K: 2 S: 11 H: 2 LOB: 1 BB: 0 P: 17	R: 0 E: 0 K: 1 S: 11 H: 1 LOB: 2 BB: 1 P: 17	R: 0 E: 0 K: 1 S: 8 H: 0 LOB: 0 BB: 0 P: 12	R: 0 E: 0 K: 1 S: 9 H: 0 LOB: 0 BB: 0 P: 13	R: 0 E: 0 K: 1 S: 12 H: 0 LOB: 0 BB: 0 P: 18	R: 0 E: 0 K: 2 S: 13 H: 2 LOB: 2 BB: 0 P: 20	R: 0 E: 0 K: 0 S: 14 H: 1 LOB: 2 BB: 1 P: 20	1B: 2 2B: 3 3B: 1 HR: 1 SF: 0 SAC: 0 DP: 0 HBP: 0						

PITCHER		IP	WLS	BF	H	R	ER	SO	BB	IBB	HBP	BLK	WP	HR	S	P	ERA	WHIP
28 Corey Kluber, R ERA: 3.16	(1, 1)	7.0	L	28	4	4	4	9	3	0	0	0	0	1	73	112	5.14	1.000
34 Zach McAllister, R ERA: 3.98	(8, 1)	1.0		5	2	0	0	2	0	0	0	0	0	0	13	20	0.00	2.000
57 Kyle Crockett, L ERA: 5.52	(9, 1)	0.1		2	1	0	0	0	0	0	0	0	0	0	5	7	0.00	3.000
51 Shawn Armstrong, R ERA: 2.08	(9, 1)	0.2		3	0	0	0	0	1	0	0	0	0	0	9	13	0.00	1.500

PITCHER	IP	WLS	BF	H	R	ER	SO	BB	IBB	HBP	BLK	WP	HR	S	P	ERA	WHIP

TOP

Houston Astros @ Cleveland Indians

Progressive Field, Cleveland, OH

Tue Sep 06 2016, 7:12 PM - 10:14 PM EDT

Att. 11,023 - Clear - 84 F

livebaseballscorecards.com

AB	34
R	4
H	7
RBI	4
BB	4
SO	11
LOB	10

WP: 0	PA: 38								
PB: 0									
SB: 0									
CS: 0									

BOTTOM

Houston Astros @ Cleveland Indians

Progressive Field, Cleveland, OH

Tue Sep 06 2016, 7:12 PM - 10:14 PM EDT

Att. 11,023 - Clear - 84 F

livebaseballscorecards.com

Batter	1	2	3	4	5	6	7	8	9	AB	R	H	RBI	BB	SO	LOB
41 Carlos Santana, S (1, 10) OBP: 0.349, SLG: 0.469	B FF 90 C ST 78 X FF 92 1-1 22 2B 1B	C FF 92 D KC 77 B FF 92 C FF 91 F FF 92 C FF 92 2-3 ③ K			B FF 93 C SL 86 S SL 86 B SL 87 B FF 94 S SL 86 3-3 ① K			C SL 78 X FF 87 0-1 HR		4	1	2	1	0	2	1
22 Jason Kipnis, L (1, 4) OBP: 0.348, SLG: 0.483	C FF 91 X ST 79 0-1 1-3 2B		B ST 77 B FF 92 B FF 92 C FF 89 B FF 92 4-1 12 G3 BB		F SL 85 C FF 93 X SL 86 0-2 ② F8			B FC 88 S FF 88 B FF 87 B SL 78 F SI 87 F SI 87 X FF 87 3-2 ① F9		3	0	1	0	1	0	0
12 Francisco Lindor, S (1, 6) OBP: 0.362, SLG: 0.457	F FF 92 F FF 92 F FF 92 F FF 91 D ST 80 B FF 92 X FF 93 2-2 ① F9		B CH 79 F FF 91 C CH 80 X CH 78 1-2 ① G3 1-2		C CH 88 S SL 87 F FF 93 X FF 90 0-2 ③ G5-3			B CH 78 X FF 87 1-0 ② L9		4	0	0	0	0	0	3
26 Mike Napoli, R (1, 3) OBP: 0.341, SLG: 0.487	C FF 92 F CH 80 B KC 77 F FF 93 B FF 93 X CH 78 2-2 ② P6		C CH 79 F FF 92 S ST 80 0-3 ② K			S CH 82 B FF 94 F SL 81 S CH 80 1-3 ① K		B SL 80 C SL 78 B SL 79 S FF 88 B SL 78 X SL 78 3-2 ③ L6		4	0	0	0	0	2	3
11 José Ramírez, S (1, 5) OBP: 0.362, SLG: 0.456	F ST 78 X FF 92 0-1 ③ L8		B KC 76 C FF 93 X FF 92 1-1 ③ L8			B FF 92 F SL 81 F FF 94 B FF 93 F SL 83 X SL 82 2-2 ② F9			B SL 84 B FF 98 C FF 97 X FF 97 2-1 4 WP 8 PB 72 E 1B	4	1	1	0	0	0	3
8 Lonnie Chisenhall, L (1, 9) OBP: 0.330, SLG: 0.451		B FF 90 B FF 91 X FF 89 2-0 4 L9 72 G3 2B		B ST 80 B FF 90 B FF 92 C FF 87 F FF 91 X ST 81 3-2 ① F8		B FF 93 C SL 83 S SL 82 F FF 94 X FF 94 1-2 ③ L7			B FF 98 B FF 97 F FF 98 C SL 86 C SL 88 2-3 ① K 1-2	4	1	1	0	0	1	1
4 Coco Crisp, S (1, 7) OBP: 0.300, SLG: 0.398		B FF 91 B KC 74 C ST 80 C ST 79 F KC 77 X FF 92 2-2 ① L9 2-3		C ST 81 C KC 77 B KC 73 X FF 93 1-2 ② G4-3			X FC 92 0-0 ① G4-3		S SL 87 D SL 87 B SL 87 S SL 85 D SL 87 D SL 87 4-2 72 S 2-3 BB	3	0	0	0	1	0	1
72 Tyler Naquin, L (1, 8) OBP: 0.361, SLG: 0.561		B ST 81 S FF 92 B FF 93 F FF 93 X KC 76 2-2 ② G3 3-H		B FF 92 F ST 80 S KC 78 B FF 92 X KC 76 2-2 2B			C FC 92 S FC 92 S FC 93 0-3 ② K		C FF 98 B FF 98 B FF 97 F FF 97 X SL 87 2-2 ② F7 1-2 3-H	4	0	1	1	0	1	1
55 Roberto Pérez, R (1, 2) OBP: 0.276, SLG: 0.262 35 Abraham Almonte, S (7, PH) OBP: 0.295, SLG: 0.420 45 Adam Moore, R (8, 2) 6 Brandon Guyer, R (9, PH) OBP: 0.361, SLG: 0.404		B FF 92 X FF 92 1-0 2B		B SL 85 F FF 93 S SL 86 D SL 86 B SL 86 S SL 87 3-3 ③ K			C CU 80 F FC 93 F CU 82 B FC 92 B FC 92 F CU 82 X FC 93 2-2 ③ L8		B FF 97 X FF 97 1-0 ③ G1-3	2 1 0 1	0 0 0 0	1 0 0 0	0 0 0 0	0 0 0 0	1 0 0 0	1 0 0 1
Inning Stats	R: 0 E: 0 K: 0 S: 15 H: 2 LOB: 2 BB: 0 P: 20	R: 1 E: 0 K: 1 S: 13 H: 2 LOB: 1 BB: 0 P: 22	R: 0 E: 0 K: 1 S: 9 H: 0 LOB: 1 BB: 1 P: 15	R: 0 E: 0 K: 1 S: 12 H: 1 LOB: 1 BB: 0 P: 21	R: 0 E: 0 K: 1 S: 10 H: 0 LOB: 0 BB: 0 P: 13	R: 0 E: 0 K: 1 S: 11 H: 0 LOB: 0 BB: 0 P: 15	R: 0 E: 0 K: 1 S: 9 H: 0 LOB: 0 BB: 0 P: 11	R: 1 E: 0 K: 0 S: 10 H: 1 LOB: 0 BB: 0 P: 17	R: 1 E: 0 K: 1 S: 11 H: 1 LOB: 1 BB: 1 P: 22	1B: 2 2B: 4 3B: 0 HR: 1 SF: 0 SAC: 0 DP: 0 HBP: 0						WP: 1 PB: 1 SB: 1 CS: 0 PA: 36

	AB	34
	R	3
	H	7
	RBI	2
	BB	2
	SO	7
	LOB	15

PITCHER		IP	WLS	BF	H	R	ER	SO	BB	IBB	HBP	BLK	WP	HR	S	P	ERA	WHIP
41 Brad Peacock, R ERA: 3.38	(1, 1)	3.2		17	5	1	1	2	1	0	0	0	0	0	46	72	2.46	1.636
51 James Hoyt, R ERA: 5.11	(4, 1)	1.1	W	4	0	0	0	2	0	0	0	0	0	0	13	19	0.00	0.000
47 Chris Devenski, R ERA: 2.13	(6, 1)	1.0	H	3	0	0	0	1	0	0	0	0	0	0	11	15	0.00	0.000
36 Will Harris, R ERA: 2.32	(7, 1)	1.0	H	3	0	0	0	1	0	0	0	0	0	0	9	11	0.00	0.000
44 Luke Gregerson, R ERA: 3.1	(8, 1)	1.0	H	4	1	1	1	0	0	0	0	0	0	1	10	17	9.00	1.000

PITCHER		IP	WLS	BF	H	R	ER	SO	BB	IBB	HBP	BLK	WP	HR	S	P	ERA	WHIP
53 Ken Giles, R ERA: 3.58	(9, 1)	1.0	S	5	1	1	0	1	1	0	0	0	1	0	11	22	0.00	2.000

Houston Astros @ Cleveland Indians

Progressive Field, Cleveland, OH

Wed Sep 07 2016, 7:12 PM - 10:16 PM EDT

Att. 12,063 - Cloudy - 87 F

TOP

livebaseballscorecards.com

Batter	1	2	3	4	5	6	7	8	9	AB	R	H	RBI	BB	SO	LOB
4 George Springer, R (1, 9) OBP: 0.361, SLG: 0.461	C FF 96 B FF 95 B FF 94 X FF 96 2-1 F8 ①		B SL 88 B FF 95 X FF 94 2-0 2 G6-3 27 1B 2B		F CH 88 X FF 94 0-1 1B		F FF 94 X CU 85 0-1 ② F7		B FF 94 B FF 94 C FF 94 S FF 94 S FF 95 2-3 ① K	5	1	2	0	0	1	1
2 Alex Bregman, R (1, 6) OBP: 0.317, SLG: 0.470	C FF 96 B CH 90 X FF 96 1-1 27 1B 1B		F CH 89 X SL 88 0-1 ① G6-3 2-3		S FF 92 1 SAFE B FF 93 C CH 90 T SL 88 1-2 ① K		C SL 88 B FF 93 X SL 87 1-1 ③ F7		S FF 95 1 SAFE F FF 94 B FF 94 S FF 94 1-3 ② K	5	0	1	0	0	2	3
27 Jose Altuve, R (1, 4) OBP: 0.406, SLG: 0.552	B CH 91 B FF 91 X FF 96 2-0 1-2 1B		S SL 89 D SL 88 C SL 88 B FF 96 F SL 88 F CU 85 F FF 91 X SL 88 2-2 11 G6-3 3-H 1B		C FF 95 C CU 84 B FF 92 X SL 88 1-2 ② F7			B FF 96 C CU 83 X SL 85 1-1 ① G1-3	F FF 94 B FF 94 C KC 85 B KC 84 S FF 94 2-3 ③ K	5	0	2	1	0	1	2
11 Evan Gattis, R (1, 10) OBP: 0.313, SLG: 0.485	S FF 96 S FF 95 S FF 95 0-3 ② K		X FF 93 0-0 ② ③ G6-3 1-2f		F FF 92 F FF 94 B FF 94 1 SAFE B SL 86 B CU 84 F FF 94 X SL 88 3-2 ③ G5-3			X SL 88 0-0 10 HR 2B		4	1	1	0	0	1	4
10 Yuli Gurriel, R (1, 5) OBP: 0.340, SLG: 0.455	C FF 96 B SL 88 F FF 95 X CH 89 1-2 ③ G1-3			B SL 82 X FF 96 1-0 28 HR 1B		X FF 93 0-0 ① F9		B SL 84 F SL 84 F SL 85 F SL 84 D SL 84 X SL 84 2-2 2-H HR		4	2	2	2	0	0	2
28 Colby Rasmus, L (1, 7) OBP: 0.289, SLG: 0.364 35 Teoscar Hernández, R (8, PH) OBP: 0.329, SLG: 0.417 (8, 7)		B FF 94 S CH 90 B FF 96 S CH 89 X FF 97 2-2 ① F7		X FF 93 0-0 1-H HR		C CU 84 B CU 84 B CH 88 C CU 82 L CH 89 2-3 ② K		C FF 94 S SL 84 F FF 94 S FF 96 0-3 ② K		3 1	1 0	1 0	2 0	0 0	1 1	0 0
9 Marwin Gonzalez, S (1, 3) OBP: 0.295, SLG: 0.422		C FF 96 C FF 96 B FF 96 B SI 92 S SI 92 2-3 ② K		B CH 88 X CH 88 1-0 ① L9		B CH 89 C FF 94 B FF 96 S CH 88 B FF 95 B FF 94 4-2 15 FC3-6 BB		B SL 84 F SL 84 B FF 96 X SL 82 2-1 1B		3	0	1	0	1	1	0
15 Jason Castro, L (1, 2) OBP: 0.322, SLG: 0.399 13 Tyler White, R (8, PH) OBP: 0.284, SLG: 0.367 12 Max Stassi, R (8, 2)		B FF 96 S FF 95 C FF 96 X FF 96 1-2 2B		C CU 85 B FF 93 X FF 94 1-1 ② G4-3		X FF 94 0-0 ③ FC3-6 1-2f		F FF 95 B SL 86 F SL 85 1 SAFE S FF 95 1-3 ③ K		3 1 0	0 0 0	1 0 0	0 0 0	0 0 0	0 1 0	1 1 0
6 Jake Marisnick, R (1, 8) OBP: 0.261, SLG: 0.349 16 Tony Kemp, L (9, PH) OBP: 0.309, SLG: 0.289		B FF 95 X FF 94 1-0 ③ P4		B FF 95 S SL 84 C CU 84 S CU 84 1-3 ③ K			B CU 82 X FF 94 1-0 ① G6-3		F FF 95 B FF 94 X FF 94 1-1 1B	3 1	0 0	0 1	0 0	0 0	1 0	1 0
Inning Stats	R: 0 E: 0 K: 1 S: 11 H: 2 LOB: 2 BB: 0 P: 17	R: 0 E: 0 K: 1 S: 10 H: 1 LOB: 1 BB: 0 P: 16	R: 1 E: 0 K: 0 S: 10 H: 2 LOB: 0 BB: 0 P: 14	R: 2 E: 0 K: 1 S: 8 H: 2 LOB: 0 BB: 0 P: 12	R: 0 E: 0 K: 1 S: 12 H: 1 LOB: 1 BB: 0 P: 17	R: 0 E: 0 K: 1 S: 7 H: 0 LOB: 1 BB: 1 P: 13	R: 0 E: 0 K: 0 S: 5 H: 0 LOB: 0 BB: 0 P: 7	R: 2 E: 0 K: 2 S: 16 H: 3 LOB: 1 BB: 0 P: 22	R: 0 E: 0 K: 3 S: 11 H: 1 LOB: 1 BB: 0 P: 17	1B: 7 2B: 3 3B: 0 HR: 2 SF: 0 SAC: 0 DP: 1 HBP: 0						WP: 0 PB: 0 SB: 0 CS: 0 PA: 39	

	AB	38
	R	5
	H	12
	RBI	5
	BB	1
	SO	10
	LOB	15

PITCHER		IP	WLS	BF	H	R	ER	SO	BB	IBB	HBP	BLK	WP	HR	S	P	ERA	WHIP
59 Carlos Carrasco, R ERA: 3.15	(1, 1)	7.1	W	31	9	4	4	5	1	0	0	0	0	1	66	100	4.91	1.364
24 Andrew Miller, L ERA: 1.74	(8, 1)	0.2	H	4	2	1	1	2	0	0	0	0	0	1	13	18	13.50	3.000
37 Cody Allen, R ERA: 2.79	(9, 1)	1.0	S	4	1	0	0	3	0	0	0	0	0	0	11	17	0.00	1.000

PITCHER		IP	WLS	BF	H	R	ER	SO	BB	IBB	HBP	BLK	WP	HR	S	P	ERA	WHIP

Houston Astros @ Cleveland Indians

Progressive Field, Cleveland, OH

Wed Sep 07 2016, 7:12 PM - 10:16 PM EDT

Att. 12,063 - Cloudy - 87 F

livebaseballscorecards.com

BOTTOM

Batter	1	2	3	4	5	6	7	8	9	AB	R	H	RBI	BB	SO	LOB
41 Carlos Santana, S (1, 10) OBP: 0.352, SLG: 0.467	B FF 84 B SI 85 C FF 85 C CU 68 B CU 70 X FC 81 3-2 ① **P4**	F FF 87 B CU 70 B CU 70 B FF 88 B FF 87 4-1 **1-2** **BB**		B FF 85 B CU 70 B FF 87 C FF 87 B SI 87 4-1 **BB**	B FF 98 S SI 96 S FF 97 F SL 88 S FF 98 1-3 ③ **K**			B FF 92 B FF 91 B FF 93 C FF 92 F FF 93 F FF 92 B SL 79 4-2 22 G1-3 **BB**		2	0	0	0	3	1	1
22 Jason Kipnis, L (1, 4) OBP: 0.346, SLG: 0.479	C FF 86 B CH 80 B FC 84 B FF 86 B FF 88 4-1 12 1B **BB**	X FF 87 0-0 ③ **G4-3**		C CU 69 X CH 79 0-1 ③ **G5-3**		B SL 86 F FF 96 B FF 97 X FF 96 2-1 ① **F7**		X SI 92 0-0 ① **G1-3** **1-2**		4	0	0	0	1	0	4
12 Francisco Lindor, S (1, 6) OBP: 0.365, SLG: 0.459	C FF 86 X FF 87 0-1 **1-2** **1B**	B FF 87 C FF 85 B SI 85 H CU 70 3-1 11 1B 8 1B **HBP**			C FF 84 X FF 86 0-1 26 HR **1B**	X FF 97 0-0 11 S **1B**		B CH 78 B FF 92 X CH 80 2-0 ② **F7**		4	2	3	0	0	0	1
26 Mike Napoli, R (1, 3) OBP: 0.340, SLG: 0.491	B FF 87 C FC 85 2 SAFE F SI 88 2 SAFE D FC 83 C SI 88 2-3 ② **K**	F FF 86 B FC 80 B FC 82 F SI 87 X FC 82 2-2 ① **L7**			X FC 83 0-0 **1-H** **HR**	S FF 96 X FF 97 0-1 ② **P4**		C SL 86 F FF 94 F FF 93 F SL 85 S SL 86 0-3 ③ **K**		5	1	1	2	0	2	5
11 José Ramírez, S (1, 5) OBP: 0.361, SLG: 0.454	B FF 87 C CU 70 X SI 87 1-1 ③ **F8**	B FF 86 X SI 85 1-0 8 1B **1-2** **1B**			C FF 86 C FF 87 X CU 70 0-2 ① **G4-3**	B SI 97 F FF 96 B SI 96 B FF 96 F SL 87 F SL 88 X FF 97 3-2 ③ **G3-1** **1-2**				4	0	1	0	0	0	3
8 Lonnie Chisenhall, L (1, 9) OBP: 0.334, SLG: 0.455		B FF 85 C FF 86 F FF 86 F CU 70 F SI 87 X SI 87 1-2 20 FC5-4 **1B**	B FF 85 F FF 86 X FF 86 1-1 ② **1-3** **2-H** **1B**		B SI 85 F FF 86 S CH 80 F SI 87 X FF 87 1-2 20 1B 6 2B **1B**		C SI 87 X SL 84 0-1 ① **F9**			4	1	3	1	0	0	0
20 Rajai Davis, R (1, 7) OBP: 0.320, SLG: 0.412 (6, 8)	F FF 86 C SI 86 X FC 82 0-2 ① **FC5-4** 72 G3-1 55 1B **1-2f**	F FF 86 F SI 87 X FC 84 0-2 ③ **F7**			X FF 86 0-0 6 2B **1-2** **1B**		X 0-0 ② **G1-3**			4	2	1	0	0	0	2
72 Tyler Naquin, L (1, 8) OBP: 0.362, SLG: 0.559 6 Brandon Guyer, R (5, PH) OBP: 0.365, SLG: 0.412 (6, 7)	1 SAFE B FF 85 1 SAFE 1 SAFE C SI 86 B FF 84 1 SAFE F SI 87 1 SAFE 3-2 ② **G3-1** **1-2**	B FC 85 1 SAFE X SI 86		B FC 84 S SI 84 H FC 83 2-1 55 CS **HBP**	B SI 90 B SI 89 X SI 88 2-0 55 G4-3 **1-H** **2-H** **2B**		C SL 80 F SI 89 F SL 82 X SL 82 0-2 **1B**			1 2	0 0	0 2	0 2	0 0	0 0	1 0
55 Roberto Pérez, R (1, 2) OBP: 0.276, SLG: 0.262	B FF 86 B FF 88 X FF 87 2-0 41 BB **2-H** **1B**			B FF 84 T FC 83 B FC 83 S FC 83 C FC 82 2-3 ①② **K** **1-2**	C SL 85 S SL 85 B SL 87 B FF 96 F SL 85 F FF 97 F SL 86 F FF 97 F FF 96 3-2 ② **G4-3** **2-3**		F SL 82 X SL 82 0-1 ③ **F8**			4	0	1	1	0	1	3
Inning Stats	R: 0 E: 0 K: 1 S: 11 H: 1 LOB: 2 BB: 1 P: 21	R: 1 E: 0 K: 0 S: 14 H: 2 LOB: 2 BB: 1 P: 24	R: 1 E: 0 K: 0 S: 10 H: 2 LOB: 1 BB: 0 P: 17	R: 0 E: 0 K: 1 S: 7 H: 0 LOB: 1 BB: 1 P: 15	R: 4 E: 0 K: 1 S: 24 H: 5 LOB: 1 BB: 0 P: 31	R: 0 E: 0 K: 0 S: 9 H: 1 LOB: 1 BB: 0 P: 14	R: 0 E: 0 K: 0 S: 9 H: 1 LOB: 1 BB: 0 P: 9	R: 0 E: 0 K: 1 S: 10 H: 0 LOB: 1 BB: 1 P: 16		1B: 10 2B: 1 3B: 0 HR: 1 SF: 0 SAC: 0 DP: 0 HBP: 2					WP: 0 PB: 0 SB: 1 CS: 1 PA: 40	

	AB	34
	R	6
	H	12
	RBI	6
	BB	4
	SO	4
	LOB	20

PITCHER		IP	WLS	BF	H	R	ER	SO	BB	IBB	HBP	BLK	WP	HR	S	P	ERA	WHIP
58 Doug Fister, R ERA: 4.14	(1, 1)	4.1	L	25	9	6	6	2	3	0	2	0	0	1	53	89	12.46	2.769
50 Kevin Chapman, L ERA: 13.5	(5, 1)	0.0		1	1	0	0	0	0	0	0	0	0	0	1	3	∞	∞
61 Jandel Gustave, R ERA: 1.23	(5, 1)	1.2		6	1	0	0	1	0	0	0	0	0	0	21	30	0.00	0.600
37 Pat Neshek, R ERA: 2.63	(7, 1)	1.0		4	1	0	0	0	0	0	0	0	0	0	9	9	0.00	1.000
29 Tony Sipp, L ERA: 5.54	(8, 1)	0.2		3	0	0	0	0	1	0	0	0	0	0	5	11	0.00	1.500

PITCHER		IP	WLS	BF	H	R	ER	SO	BB	IBB	HBP	BLK	WP	HR	S	P	ERA	WHIP
51 James Hoyt, R ERA: 4.97	(8, 1)	0.1		1	0	0	0	1	0	0	0	0	0	0	5	5	0.00	0.000

Batter	1	2	3	4	5	6	7	8	9	AB	R	H	RBI	BB	SO	LOB
4 George Springer, R (1, 9) OBP: 0.363, SLG: 0.463	B FF 90 X FC 85 1-0 2 2B 1B		X FC 86 0-0 ② L7		B SI 93 B FC 88 C SI 92 F FC 88 X FF 92 2-2 1-3 2B		B SI 92 B SI 91 B SI 92 C SI 90 B SI 93 4-1 2 3B BB		C KC 84 F FF 95 B FF 94 S KC 83 1-3 ② K	4	2	2	0	1	1	0
2 Alex Bregman, R (1, 6) OBP: 0.324, SLG: 0.488	B CH 88 D FC 86 B FC 87 C FF 91 X SI 90 3-1 27 F9 1-H 2B		B KC 76 B SI 91 B CH 84 C FF 93 C FC 88 B SI 94 4-2 27 FC5-4 BB		B FC 88 X CH 84 1-0 ② G5-3 3-H		C SI 93 X SI 93 0-1 10 WP 1-H 3B		B KC 83 B FF 94 S FF 94 F FF 94 F FF 94 C KC 84 2-3 ③	4	1	2	3	1	1	1
27 Jose Altuve, R (1, 10) OBP: 0.404, SLG: 0.548	X FC 88 0-0 ① F9 2-3		F CH 85 B FF 92 X CH 85 1-1 ③ FC5-4 1-2f		F FF 93 X FF 93 0-1 ③ P1		S SI 95 F SI 95 S CU 82 0-3 ① K			4	0	0	0	0	1	4
10 Yuli Gurriel, R (1, 5) OBP: 0.353, SLG: 0.521	D CU 75 B FF 91 X FC 87 2-0 ② G6-3			B FF 90 F FF 89 S KC 73 X KC 74 1-2 HR		C FF 92 B FC 87 S FF 91 B KC 78 X SI 93 2-2 28 HR 1B	B SI 96 F SI 94 S CU 82 B SI 94 S SI 94 2-3 ② K 3-H			4	2	2	1	0	1	1
28 Colby Rasmus, L (1, 8) OBP: 0.289, SLG: 0.372 35 Teoscar Hernández, R (7, PH) OBP: 0.324, SLG: 0.410 (7, 8)	C FC 89 B FF 92 B FF 92 B FC 88 C FF 92 X SI 92 3-2 ③ G6-3			B FC 87 B FF 91 X CH 84 2-0 ① G3		B FC 88 X CH 85 1-0 1-H HR	B SL 82 B FF 93 S FF 92 C SL 84 X FF 95 2-2 ③ G3			3 1	1 0	1 0	2 0	0 0	0 0	1 0
9 Marwin Gonzalez, S (1, 4) OBP: 0.292, SLG: 0.418		C CH 85 S KC 76 B SI 94 B SI 93 X CH 87 2-2 ① P6		X SI 91 0-0 ② F8		C SI 88 C FF 89 X FF 90 0-2 ① G5-3		C FF 92 S SL 84 C FF 94 0-3 ① K		4	0	0	0	0	1	0
23 AJ Reed, L (1, 3) OBP: 0.283, SLG: 0.291 13 Tyler White, R (8, PH) OBP: 0.283, SLG: 0.365 (8, 3)		B FF 94 B FF 94 C FF 92 B FF 94 X SI 92 3-1 ② 1B		C FC 88 F FF 92 S KC 78 0-3 ③ K		X SI 90 0-0 1B		B SL 86 B SL 85 C SL 84 C FF 95 F SL 85 C FF 95 2-3 ② K		3 1	0 0	2 0	0 0	0 0	1 1	0 0
15 Jason Castro, L (1, 2) OBP: 0.319, SLG: 0.395 11 Evan Gattis, R (8, PH) OBP: 0.312, SLG: 0.484 (8, 2)		F FF 93 X FC 90 0-1 ③ F9			B FF 92 B CH 84 X FC 87 2-0 ① L3	B CH 81 F SI 89 C FF 90 F FF 90 F CH 82 S CH 83 1-3 ② K		B FC 94 B FC 92 B FC 93 C FC 92 F FC 92 F FC 94 X FC 91 3-2 ③ L9		3 1	0 0	0 0	0 0	0 0	1 0	1 0
16 Tony Kemp, L (1, 7) OBP: 0.306, SLG: 0.279			F FF 91 C KC 74 B KC 78 B FF 94 C SI 92 2-3 ① K		B FF 93 C CH 84 B KC 74 B FF 93 B SI 92 4-1 4 2B 2 G5-3 BB	F FF 90 T FF 91 B FF 90 F CH 82 X SL 83 1-2 ③ G3-1			B FF 94 X FF 95 1-0 ① L8	3	1	0	0	1	1	1
Inning Stats	R: 1 E: 0 K: 0 S: 8 H: 2 LOB: 1 BB: 0 P: 17	R: 0 E: 0 K: 0 S: 7 H: 1 LOB: 0 BB: 0 P: 12	R: 0 E: 0 K: 1 S: 8 H: 0 LOB: 1 BB: 1 P: 15	R: 1 E: 0 K: 1 S: 8 H: 1 LOB: 0 BB: 0 P: 11	R: 1 E: 0 K: 0 S: 8 H: 1 LOB: 1 BB: 1 P: 17	R: 2 E: 0 K: 1 S: 17 H: 3 LOB: 0 BB: 0 P: 22	R: 2 E: 0 K: 2 S: 12 H: 1 LOB: 0 BB: 1 P: 20	R: 0 E: 0 K: 2 S: 11 H: 0 LOB: 0 BB: 0 P: 16	R: 0 E: 0 K: 2 S: 8 H: 0 LOB: 0 BB: 0 P: 12	1B: 4 2B: 2 3B: 1 HR: 2	SF: 0 SAC: 0 DP: 0 HBP: 0						

TOP

Houston Astros @ Cleveland Indians

Progressive Field, Cleveland, OH

Thu Sep 08 2016, 12:11 PM - 4:19 PM EDT

Att. 15,275 - Sunny - 87 F

livebaseballscorecards.com

AB	35
R	7
H	9
RBI	6
BB	3
SO	9
LOB	9

WP: 1 PB: 0 SB: 0 CS: 0 PA: 38

PITCHER		IP	WLS	BF	H	R	ER	SO	BB	IBB	HBP	BLK	WP	HR	S	P	ERA	WHIP
47 Trevor Bauer, R ERA: 3.86	(1, 1)	5.0	W	23	7	5	5	2	2	0	0	0	0	0	43	79	9.00	1.800
61 Dan Otero, R ERA: 1.34	(6, 1)	1.0		4	1	0	0	1	0	0	0	0	0	0	13	15	0.00	1.000
66 Perci Garner, R ERA: 6.75	(7, 1)	0.2		4	1	2	2	2	1	0	0	0	1	0	9	15	27.00	3.000
24 Andrew Miller, L ERA: 1.71	(7, 1)	1.0	H	3	0	0	0	2	0	0	0	0	0	0	10	14	0.00	0.000
27 Bryan Shaw, R ERA: 3.3	(8, 1)	0.1	H	1	0	0	0	0	0	0	0	0	0	0	4	7	0.00	0.000

PITCHER		IP	WLS	BF	H	R	ER	SO	BB	IBB	HBP	BLK	WP	HR	S	P	ERA	WHIP
37 Cody Allen, R ERA: 2.75	(9, 1)	1.0	S	3	0	0	0	2	0	0	0	0	0	0	8	12	0.00	0.000

Houston Astros @ Cleveland Indians

Progressive Field, Cleveland, OH

Thu Sep 08 2016, 12:11 PM - 4:19 PM EDT

Att. 15,275 - Sunny - 87 F

BOTTOM

livebaseballscorecards.com

Batter	1	2	3	4	5	6	7	8	9	AB	R	H	RBI	BB	SO	LOB
41 Carlos Santana, S (1, 3) OBP: 0.354, SLG: 0.475	C CH 88 X FF 90 0-1 12 G3 2B		B CU 70 X FF 92 1-0 ② G4-3 1-3	B CU 75 B FF 91 F FF 91 B CU 75 B FF 92 4-1 22 BB 12 1B BB	B SL 84 X SL 78 1-0 3-H HR			C CH 83 B SL 78 X SI 90 1-1 ② P4		4	2	2	2	1	0	1
22 Jason Kipnis, L (1, 4) OBP: 0.347, SLG: 0.479	B CU 67 X FF 90 1-0 ① F8		D CU 72 C SL 83 F FF 91 F CU 75 F FF 92 F CU 74 X CU 77 1-2 12 1B 3-H 2B	B CU 75 D CH 84 B FF 90 C FF 90 B FF 90 4-1 12 1B 1-2 BB	B SL 81 B FF 92 S FF 93 F FF 93 X FF 94 2-2 ③ L6			B SL 78 F SI 90 B SI 91 S SL 77 C SI 90 2-3 ③ K		4	1	1	1	1	1	1
12 Francisco Lindor, S (1, 6) OBP: 0.368, SLG: 0.460	B CU 65 F FF 90 X CU 80 1-1 ② G3 2-3		D CU 73 S FF 92 B SL 84 X FF 91 2-1 11 WP 26 HBP 8 WP 2-H 1B	C CU 75 X CH 83 0-1 1-2 2-H 3-H 1B		B SL 77 S SI 89 B SI 90 B SL 76 B SI 88 4-1 26 G4-6-3 BB				3	1	2	3	1	0	1
26 Mike Napoli, R (1, 10) OBP: 0.339, SLG: 0.488	C FF 91 B FF 89 F CU 77 F FF 89 F CH 84 B CU 71 X FF 92 2-2 ③ F8		1 SAFE B FF 91 F FF 90 1 SAFE F FF 92 1 SAFE B CH 87 H CU 74 3-2 11 WP 8 WP 1-2 HBP	B SI 91 C SI 91 F SL 80 F SL 79 X FF 92 1-2 ③ F9		X SI 90 0-0 ① ② G4-6-3 1-2f				3	1	0	0	0	0	4
11 José Ramírez, S (1, 5) OBP: 0.362, SLG: 0.455		C FF 90 B CH 84 B CU 73 X FF 93 2-1 ① L8	B CU 70 C FF 91 C CU 75 B CU 78 D CU 76 F FF 93 D FF 93 4-2 8 WP 1-2 2-3 BB		C FF 89 B CH 83 C SL 75 X SL 78 1-2 35 3B 2B	B SI 90 B CH 86 F SI 89 F SI 90 F CU 74 X SL 77 2-2 ③ G6-3				3	1	1	0	1	0	0
8 Lonnie Chisenhall, L (1, 9) OBP: 0.337, SLG: 0.455 20 Rajai Davis, R (7, PH) OBP: 0.319, SLG: 0.411 (8, 8)		X FF 92 0-0 35 G6-4-3 1B	C CU 77 F FF 92 B CU 77 F CU 76 F FF 92 F FF 91 B CU 78 X FF 91 2-2 ③ L4 1-2 2-H 3-H		B FF 89 B FF 89 B FF 90 F FF 90 B FF 90 4-1 35 3B BB		B CU 72 C SI 89 B CH 84 B SL 76 F SI 89 X SI 89 3-2 ① G6-3			2	1	1	0	1	0	1
										1	0	0	0	0	0	0
35 Abraham Almonte, S (1, 7) OBP: 0.300, SLG: 0.444 (8, 9)		B FF 92 C FF 92 C CU 72 F CU 75 D CU 76 X FF 93 2-2 ② ③ G6-4-3 1-2f		S FF 91 B SL 81 B SL 80 X FF 92 2-1 72 G4-3 12 1B 2B	S SL 78 B SL 78 X FF 89 1-1 41 HR 1-H 2-H 3B		B CU 72 C SL 77 F CU 77 X SI 92 1-2 ② G1-3			4	2	2	2	0	0	1
72 Tyler Naquin, L (1, 8) OBP: 0.362, SLG: 0.555 6 Brandon Guyer, R (7, PH) OBP: 0.364, SLG: 0.410 (8, 7)			C FF 92 B FF 92 B CH 85 S FF 92 B CU 75 F FF 92 B FF 93 4-2 41 G4-3 41 S 22 2B BB	B FF 91 X FF 91 1-0 ① G4-3 2-3	C FF 92 S SL 80 B FF 94 S FF 95 1-3 ① K		C CU 76 B SI 90 X SL 77 1-1 ③ L5			2	1	0	0	1	1	2
										1	0	0	0	0	0	0
38 Chris Gimenez, R (1, 2) OBP: 0.281, SLG: 0.352			C FF 91 F CU 72 D CU 77 D CU 76 X FF 92 2-2 ① F8	B SL 79 C SL 80 C CU 76 F FF 92 B FF 92 B FF 92 C SI 93 3-3 ② K	B SL 79 S FF 94 F FF 96 F SL 80 B SL 81 B FF 97 S FF 94 3-3 ② K			C SI 89 S CH 83 B SI 90 B CH 82 S CH 84 2-3 ① K		4	0	0	0	0	3	3

Inning Stats																							
	R: 0 E: 0 K: 0 S: 10	H: 1 LOB: 1 BB: 0 P: 14		R: 0 E: 0 K: 0 S: 7	H: 1 LOB: 0 BB: 0 P: 11		R: 4 E: 0 K: 0 S: 26	H: 2 LOB: 1 BB: 2 P: 45		R: 2 E: 0 K: 1 S: 15	H: 2 LOB: 2 BB: 2 P: 30		R: 4 E: 0 K: 2 S: 17	H: 3 LOB: 0 BB: 1 P: 30		R: 0 E: 0 K: 0 S: 6	H: 0 LOB: 0 BB: 1 P: 12		R: 0 E: 0 K: 0 S: 8	H: 0 LOB: 0 BB: 0 P: 13		R: 0 E: 0 K: 2 S: 8	H: 0 LOB: 0 BB: 0 P: 13

	1B: 3	SF: 0	WP: 3	PA: 38
	2B: 4	SAC: 0	PB: 0	
	3B: 1	DP: 2	SB: 1	
	HR: 1	HBP: 1	CS: 0	

	AB	31
	R	10
	H	9
	RBI	8
	BB	6
	SO	5
	LOB	14

PITCHER		IP	WLS	BF	H	R	ER	SO	BB	IBB	HBP	BLK	WP	HR	S	P	ERA	WHIP
63 David Paulino, R ERA: 12.0	(1, 1)	3.0	L	15	4	4	4	0	2	0	1	0	2	0	43	70	12.00	2.000
62 Brady Rodgers, R ERA: 54.0	(4, 1)	1.0		10	4	5	5	1	3	0	0	0	0	0	21	42	45.00	7.000
45 Michael Feliz, R ERA: 4.77	(5, 1)	1.0		4	1	1	1	2	0	0	0	0	0	1	11	18	9.00	1.000
50 Kevin Chapman, L ERA: 4.15	(6, 1)	3.0		9	0	0	0	2	1	0	0	0	0	0	22	38	0.00	0.333

PITCHER	IP	WLS	BF	H	R	ER	SO	BB	IBB	HBP	BLK	WP	HR	S	P	ERA	WHIP

Cleveland Indians @ Minnesota Twins

Target Field, Minneapolis, MN

Fri Sep 09 2016, 7:11 PM - 10:17 PM CDT

Att. 20,173 - Cloudy - 72 F

livebaseballscorecards.com

Batter	1	2	3	4	5	6	7	8	9	AB	R	H	RBI	BB	SO	LOB
41 Carlos Santana, S (1, 3) OBP: 0.352, SLG: 0.471	B FF 90 X SI 91 1-0 L8 ①	B SI 90 C KC 81 X KC 82 1-1 F7 ③		F SI 89 B CH 83 B CH 84 C KC 80 F FF 90 B KC 83 X KC 81 3-2 L9 ①		D CH 85 B SI 91 B CU 80 D SI 90 4-0 26 BB 1-2 BB		X FF 93 0-0 P5 ①		4	0	0	0	1	0	3
22 Jason Kipnis, L (1, 4) OBP: 0.347, SLG: 0.477	B SI 91 F SI 91 X FF 91 1-1 P5 ②		B FF 89 B KC 79 F SI 90 S FF 89 H FF 89 3-2 11 1B 12 E 8 2B HBP	B FF 91 F SI 91 B CH 85 F KC 81 S KC 82 2-3 K2-3 ②		L SI 89 B SI 90 X SI 91 1-1 B2 ①		B FF 96 C FF 94 B FF 96 B FF 95 B FF 93 4-1 26 F8 12 1B BB		3	1	0	0	1	1	2
12 Francisco Lindor, S (1, 6) OBP: 0.368, SLG: 0.460	C FF 92 X SI 92 0-1 1B		C SI 90 F CH 82 X KC 81 0-2 FC1 11 1B 8 2B 1-2	F FF 91 F CH 85 B KC 83 B KC 83 B FF 90 S KC 82 3-3 K ③		F CU 80 B CU 81 X CU 80 1-1 F9 ②		B SL 90 X FF 94 1-0 1-2 1B		5	1	2	0	0	1	3
26 Mike Napoli, R (1, 10) OBP: 0.340, SLG: 0.492	B FF 90 F FF 91 F KC 82 1 SAFE F FF 91 1 SAFE X KC 83 1-2 G5-3 ③		X FF 90 0-0 L8 ①		X KC 79 0-0 HR	B FF 91 C FF 92 B FC 85 F CH 85 B FC 92 B FC 89 4-2 1-2 2-3 BB		S FF 96 X FF 97 0-1 F8 ② 2-3		4	1	1	1	1	0	5
11 José Ramírez, S (1, 5) OBP: 0.365, SLG: 0.457		C FF 89 C FF 90 B CH 85 X FF 90 1-2 72 BB 35 E 1B	C KC 81 X KC 81 0-1 8 2B 35 G4-3 1B 1-2 2-3		B KC 80 X SI 90 1-0 1B	C CH 85 B CH 84 X FF 91 1-1 G3-1 ③		B CU 82 X FF 96 1-0 G6-3 ③		5	1	3	0	0	0	5
8 Lonnie Chisenhall, L (1, 9) OBP: 0.337, SLG: 0.457 20 Rajai Davis, R (7, PH) OBP: 0.317, SLG: 0.409 (7, 7)		S KC 79 B SI 89 F KC 81 X KC 80 1-2 L8 ①	X SI 90 0-0 35 G4-3 72 1B 2B 1-3 2-H 3-H		S KC 81 S KC 79 1 SAFE D KC 81 D KC 80 C KC 80 2-3 K ①		C FF 93 B FF 93 F FF 93 F FF 93 F CU 80 B SI 94 F SI 93 F CU 80 S CU 78 2-3 K ①		X FF 96 0-0 G4-3 ①	3 2	1 0	1 0	2 0	0 0	1 1	2 0
35 Abraham Almonte, S (1, 7) OBP: 0.290, SLG: 0.429 (7, 9)		C KC 80 B CH 84 1 SAFE F SI 90 X FF 89 1-2 FC4 72 BB 1-2	F KC 81 X KC 82 0-1 G4-3 ② 2-3 3-H		F FF 88 1 SAFE X FF 88 0-1 F8 ②		X FF 95 0-0 G5-3 ②		S SI 95 S SL 86 F SI 95 X SL 87 0-2 F9 ②	5	0	0	1	0	0	3
72 Tyler Naquin, L (1, 8) OBP: 0.366, SLG: 0.552		B SI 90 B SI 90 S SI 89 B KC 80 S SI 90 F SI 90 F SI 87 B SI 91 4-2 1-2 2-3 BB	C FF 90 B SI 90 X CH 83 1-1 3-H 1B		C FF 88 S FF 88 S KC 82 0-3 K ③		B SI 92 B SI 93 B SI 92 B FF 92 4-0 BB		C FF 95 X CH 88 0-1 P2 ③	3	0	1	1	2	1	1
55 Roberto Pérez, R (1, 2) OBP: 0.275, SLG: 0.261		B KC 81 F SI 90 S KC 81 S KC 83 1-3 K ②	S SI 88 F KC 80 S KC 81 0-3 K ③			B SI 90 F SI 90 F SI 90 B CU 81 B CU 80 X SI 90 3-2 26 BB 41 BB 1B	B CU 75 1 SAFE C SI 91 1 SAFE F SI 92 C FF 93 1-3 K ③		4	0	1	0	0	3	5

	AB	38
	R	5
	H	9
	RBI	5
	BB	5
	SO	8
	LOB	29

Inning Stats									
	R: 0 E: 0 K: 0 S: 9	H: 1 LOB: 1 BB: 0 P: 12	R: 0 E: 1 K: 1 S: 18	H: 1 LOB: 3 BB: 1 P: 27	R: 4 E: 1 K: 1 S: 16	H: 3 LOB: 1 BB: 0 P: 20	R: 0 E: 0 K: 2 S: 10	H: 0 LOB: 0 BB: 0 P: 18	R: 1 E: 0 K: 2 S: 10	H: 2 LOB: 1 BB: 0 P: 13
	R: 0 E: 0 K: 0 S: 11	H: 1 LOB: 3 BB: 2 P: 25	R: 0 E: 0 K: 2 S: 11	H: 0 LOB: 1 BB: 1 P: 18	R: 0 E: 0 K: 0 S: 6	H: 1 LOB: 2 BB: 1 P: 12	R: 0 E: 0 K: 0 S: 7	H: 0 LOB: 0 BB: 0 P: 7	1B: 7 2B: 1 3B: 0 HR: 1	SF: 0 SAC: 0 DP: 0 HBP: 1	WP: 0 PB: 0 SB: 0 CS: 0	PA: 44

PITCHER		IP	WLS	BF	H	R	ER	SO	BB	IBB	HBP	BLK	WP	HR	S	P	ERA	WHIP
21 Tyler Duffey, R ERA: 6.13	(1, 1)	5.0	L	26	7	5	2	6	1	0	1	0	0	1	63	90	3.60	1.600
62 Buddy Boshers, L ERA: 5.02	(6, 1)	0.2		4	1	0	0	0	1	0	0	0	0	0	7	16	0.00	3.000
51 Alex Wimmers, R ERA: 6.75	(6, 1)	0.1		2	0	0	0	0	1	0	0	0	0	0	4	9	0.00	3.000
55 Taylor Rogers, L ERA: 3.71	(7, 1)	1.0		4	0	0	0	2	1	0	0	0	0	0	11	18	0.00	1.000
57 Ryan Pressly, R ERA: 3.69	(8, 1)	1.0		5	1	0	0	0	1	0	0	0	0	0	6	12	0.00	2.000

PITCHER		IP	WLS	BF	H	R	ER	SO	BB	IBB	HBP	BLK	WP	HR	S	P	ERA	WHIP
60 JT Chargois, R ERA: 7.07	(9, 1)	1.0		3	0	0	0	0	0	0	0	0	0	0	7	7	0.00	0.000

Batter	1	2	3	4	5	6	7	8	9	AB	R	H	RBI	BB	SO	LOB
2 Brian Dozier, R (1, 4) OBP: 0.347, SLG: 0.575	B FF 92 F FF 92 F SL 86 F FF 96 S FF 96 1-3 ① **K**	D FF 94 1 SAFE F FF 95 F FF 95 1 SAFE 1 SAFE X FF 94 1-2 **1-H** 2B		B FF 90 C SL 83 C CU 78 S CH 84 1-3 ③ **K**			F SL 81 X SI 90 0-1 ① **G4-3**			4	0	1	1	0	2	0
11 Jorge Polanco, S (1, 6) OBP: 0.339, SLG: 0.426	C FF 95 B SI 94 B CH 86 C FF 95 X CH 87 2-2 ② **G3-1**	B FF 94 B CH 85 F FF 95 X FF 95 2-1 ③ **F7**			B FF 94 F FF 94 X CH 84 1-1 ① **G3**		B SI 90 C SI 90 B CH 83 X SI 90 2-1 7 **G6-3** 1B			4	0	1	0	0	0	1
7 Joe Mauer, L (1, 3) OBP: 0.370, SLG: 0.404	B FF 96 C FF 95 C CU 80 X FF 95 1-2 **HR**		C FF 95 B SL 81 S SL 81 X CH 86 1-2 ① **G3-1**		C FF 94 B CU 78 X CU 78 1-1 ② **G4-3**		C SI 89 C SI 89 F SI 89 B CH 82 F FF 91 B CH 82 B CH 83 1 SAFE F CH 83 3-2 ② ③ **G6-3** **1-2f**			4	1	1	1	0	0	1
22 Miguel Sanó, R (1, 5) OBP: 0.324, SLG: 0.457	S FF 95 B CU 79 B FF 95 B FF 95 B FF 96 4-1 26 1B **BB**		S FF 95 B SL 81 C FF 95 F FF 96 C CH 86 1-3 ② **K**		X SL 84 0-0 ③ **P3**			C FC 94 B SL 82 S FC 94 B FC 95 S SL 81 2-3 ① **K**		3	0	0	0	1	2	0
26 Max Kepler, L (1, 9) OBP: 0.322, SLG: 0.456	C SL 81 X FF 94 0-1 8 FC6-4 **1-2** 1B		C CU 80 X SL 84 0-1 ③ **G4-3**			B CU 77 S CU 76 C CU 78 B FF 95 B FF 94 B CH 85 4-2 8 FC5-4 **BB**		C FC 95 B FC 94 X SL 82 1-1 ② **F7**		3	0	1	0	1	0	0
8 Kurt Suzuki, R (1, 10) OBP: 0.315, SLG: 0.414	B FF 95 B FF 94 X SI 95 2-0 ③ **FC6-4** **1-2f**			B SI 91 B SI 92 C FF 93 X SI 93 2-1 ① **F8**	S FF 92 X FF 93 0-1 ① **FC5-4** 32 BB **1-2f**			B FC 95 X FC 94 1-0 ③ **G6-3**		4	0	0	0	0	0	3
32 Logan Schafer, L (1, 7) OBP: 0.375, SLG: 0.381		B FF 93 B SI 92 C SI 95 C FF 94 F CH 85 B FF 95 B SI 95 4-2 12 G6-4-3 **BB**		C SL 82 C FF 92 F SL 85 B SI 95 F SI 94 F CH 84 S CU 80 1-3 ② **K**		B FF 94 B FF 95 F FF 94 F FF 95 F FF 95 B FF 94 B FF 96 4-2 25 FC6-4 **1-2** **BB**			B FF 94 B FF 95 C FF 95 C FF 95 F FF 95 X FF 95 2-2 ① **F7**	2	0	0	0	2	1	0
12 John Ryan Murphy, R (1, 2) OBP: 0.185, SLG: 0.231 20 Eddie Rosario, L (9, PH) OBP: 0.293, SLG: 0.419		B SI 93 B SI 93 X SI 95 2-0 ① ② **G6-4-3** **1-2f**		X SI 92 0-0 **25 HR** 1B		C FF 95 B FF 94 S FF 96 B FF 95 F FF 95 C FF 95 2-3 ② **K**			F KC 86 C KC 84 F FF 94 S KC 86 0-3 ② **K2-3**	3 1	1 0	1 0	0 0	0 0	1 1	3 0
25 Byron Buxton, R (1, 8) OBP: 0.272, SLG: 0.414		B SI 96 S FF 95 B FF 96 F FF 96 B FF 96 X FF 96 3-2 **E4** 2 2B		X FF 92 0-0 **1-H** HR		F FF 96 B FF 96 X FF 96 1-1 ③ **FC6-4** **1-2f**			B KC 85 B KC 83 F FF 95 F FF 95 S KC 86 2-3 ③ **K2-3**	4	2	1	2	0	1	2
Inning Stats	R: 1 H: 2 E: 0 LOB: 2 K: 1 BB: 1 S: 14 P: 24	R: 1 H: 1 E: 1 LOB: 1 K: 0 BB: 1 S: 12 P: 24	R: 0 H: 0 E: 0 LOB: 0 K: 1 BB: 0 S: 9 P: 11	R: 2 H: 2 E: 0 LOB: 0 K: 2 BB: 0 S: 13 P: 17	R: 0 H: 0 E: 0 LOB: 0 K: 0 BB: 0 S: 5 P: 7	R: 0 H: 0 E: 0 LOB: 2 K: 1 BB: 2 S: 13 P: 24	R: 0 H: 1 E: 0 LOB: 0 K: 0 BB: 0 S: 11 P: 16	R: 0 H: 0 E: 0 LOB: 0 K: 1 BB: 0 S: 6 P: 10	R: 0 H: 0 E: 0 LOB: 0 K: 2 BB: 0 S: 11 P: 15	1B: 3 SF: 0 2B: 1 SAC: 0 3B: 0 DP: 2 HR: 2 HBP: 0						WP: 0 PA: 36 PB: 0 SB: 0 CS: 0

PITCHER		IP	WLS	BF	H	R	ER	SO	BB	IBB	HBP	BLK	WP	HR	S	P	ERA	WHIP
31 Danny Salazar, R ERA: 3.87	(1, 1)	4.0		19	5	4	3	4	2	0	0	0	0	2	48	76	6.75	1.750
65 Joe Colón, R ERA: 1.69	(5, 1)	1.0	W	4	0	0	0	0	1	0	0	0	0	0	7	13	0.00	1.000
34 Zach McAllister, R ERA: 3.89	(6, 1)	1.0	H	4	0	0	0	1	1	0	0	0	0	0	11	18	0.00	1.000
61 Dan Otero, R ERA: 1.32	(7, 1)	1.0	H	3	1	0	0	0	0	0	0	0	0	0	11	16	0.00	1.000
27 Bryan Shaw, R ERA: 3.24	(8, 1)	1.0	H	3	0	0	0	1	0	0	0	0	0	0	6	10	0.00	0.000

PITCHER		IP	WLS	BF	H	R	ER	SO	BB	IBB	HBP	BLK	WP	HR	S	P	ERA	WHIP
37 Cody Allen, R ERA: 2.7	(9, 1)	1.0	S	3	0	0	0	2	0	0	0	0	0	0	11	15	0.00	0.000

BOTTOM

Cleveland Indians @ Minnesota Twins

Target Field, Minneapolis, MN

Fri Sep 09 2016, 7:11 PM - 10:17 PM CDT

Att. 20,173 - Cloudy - 72 F

livebaseballscorecards.com

AB	32
R	4
H	6
RBI	4
BB	4
SO	8
LOB	10

Batter	1	2	3	4	5	6	7	8	9	10	11	12	AB	R	H	RBI	BB	SO	LOB
20 Rajai Davis, R (1, 8) OBP: 0.315, SLG: 0.408	F SI 90 F SI 91 B SI 92 F SI 92 B SI 92 X SI 92 2-2 22 1B 12 SF8 2B	B CU 73 X CH 84 1-0 ①② G5-4-3 1-2f 2-3	C SI 93 S SI 93 C SI 93 0-3 ③ K				C SI 91 F CH 85 X CH 84 0-2 ② P4		B SI 93 X SI 93 1-0 ③ L9			B SI 96 C FF 96 F CH 88 X SL 88 1-2 ② G5-3	6	1	1	0	0	1	4
22 Jason Kipnis, L (1, 4) OBP: 0.347, SLG: 0.474	F SI 90 D SI 91 X SI 91 1-1 41 1B 26 BB 2-3 1B	B CU 74 D SL 76 B SI 94 C SI 93 F SI 94 B SI 94 4-2 12 FC5-4 BB			X SI 91 0-0 ① G4-3		B SI 92 C CH 85 B SI 94 C SI 92 F SI 94 F SI 93 T SI 93 2-2 ③ K			B SI 92 F SI 91 F CU 81 S CU 82 1-3 ① K		F FF 96 B FF 96 X CH 88 1-1 ③ L3	5	0	1	0	1	2	0
12 Francisco Lindor, S (1, 6) OBP: 0.365, SLG: 0.456	X SI 91 0-0 ① SF8 3-H	B CH 85 X SI 93 1-0 ③ FC5-4 1-2f			C SI 91 F CH 84 F SI 92 F SI 93 B CH 83 X CH 84 1-2 ② P4		X SL 88 0-0 ① G4-3			S CU 81 X CU 81 0-1 ② G1-3			4	0	0	1	0	0	2
26 Mike Napoli, R (1, 10) OBP: 0.340, SLG: 0.490	B SI 89 B SI 89 B SI 92 B SI 91 4-0 41 1B 1-2 BB		B SI 91 S SI 92 X SI 92 1-1 ① P3		B SI 93 X CH 84 1-0 ③ L7			C FF 95 C FF 96 F FF 97 B CU 83 C CU 84 1-3 ② K		B FC 89 F FF 91 X FC 88 1-1 1B			4	0	1	0	1	1	0
41 Carlos Santana, S (1, 3) OBP: 0.351, SLG: 0.469	B SI 92 F CH 83 X SI 91 1-1 1-2 2-3 1B		C SI 92 B SL 76 F SI 93 B SI 95 F SI 94 X SI 93 3-2 ② F9			B SL 78 C SI 91 X CH 84 1-1 ① G4-3		X SI 95 0-0 G4-3		C CH 84 X CH 85 0-1 ③ G6-3			5	0	1	0	0	0	1
11 José Ramírez, S (1, 5) OBP: 0.363, SLG: 0.456	C SI 90 X CH 84 0-1 ② F8		C SI 93 B SI 93 F CH 85 X SI 93 1-2 2B			X SI 92 0-0 ② G6-3			C SI 91 B CH 86 B SI 92 X SI 92 2-1 ① G4-3		B CH 83 F FF 91 B FC 88 X CH 85 2-1 ① G4-3		5	0	1	0	0	0	3
6 Brandon Guyer, R (1, 9) OBP: 0.384, SLG: 0.410 8 Lonnie Chisenhall, L (9, PH) OBP: 0.339, SLG: 0.458 (9, 9) 35 Abraham Almonte, S (11, PH) OBP: 0.288, SLG: 0.426 (11, 9)	X SI 91 0-0 ③ F8		C SL 77 X CU 72 0-1 ③ P4			C SI 92 B CH 85 X SI 92 1-1 1B			B SI 92 T SI 92 X SI 93 1-1 4 B2-3 1B		B SI 89 S CH 80 S CH 80 X CH 81 1-2 ② L1		3 1 1	0 0 0	1 1 0	0 0 0	0 0 0	0 0 0	4 0 0
4 Coco Crisp, S (1, 7) OBP: 0.299, SLG: 0.394		B SI 91 C CH 82 B SI 90 B SI 90 B SI 90 4-1 20 G5-4-3 55 BB BB		B SI 89 B CH 84 C SI 91 X SI 91 2-1 ① F8		C SI 91 B CH 78 B CH 83 B CH 83 X SI 91 3-1 ③ G6-3			C SI 92 X SI 92 0-1 ② B2-3 1-2		X FF 91 0-0 ③ F8		4	0	0	0	1	0	2
55 Roberto Pérez, R (1, 2) OBP: 0.276, SLG: 0.257 72 Tyler Naquin, L (9, PH) OBP: 0.368, SLG: 0.552 38 Chris Gimenez, R (9, 2) OBP: 0.279, SLG: 0.349		L SI 91 B SL 77 1 SAFE B CH 85 B SI 90 F SI 90 B SI 90 4-2 20 G5-4-3 1-2 BB		C SI 92 B SI 92 X SI 92 1-1 ② G4-3			F SI 90 F SI 92 X SI 92 0-2 ① F8		B SI 93 I IN 77 I IN 79 I IN 79 4-0 IBB			F SI 96 F FF 95 B SL 87 S SL 87 1-3 ① K	2 0 1	0 0 0	0 0 0	0 0 0	1 1 0	0 0 1	0 0 0
Inning Stats	R: 1 H: 3 E: 0 LOB: 3 K: 0 BB: 1 S: 12 P: 20	R: 0 H: 0 E: 0 LOB: 2 K: 0 BB: 3 S: 7 P: 21	R: 0 H: 1 E: 0 LOB: 1 K: 0 BB: 0 S: 11 P: 16	R: 0 H: 0 E: 0 LOB: 0 K: 1 BB: 0 S: 7 P: 10	R: 0 H: 0 E: 0 LOB: 0 K: 0 BB: 0 S: 7 P: 9	R: 0 H: 1 E: 0 LOB: 1 K: 0 BB: 0 S: 7 P: 12	R: 0 H: 0 E: 0 LOB: 0 K: 1 BB: 0 S: 11 P: 13	R: 0 H: 0 E: 0 LOB: 0 K: 1 BB: 0 S: 6 P: 7	R: 0 H: 1 E: 0 LOB: 2 K: 0 BB: 1 S: 7 P: 15	R: 0 H: 1 E: 0 LOB: 1 K: 1 BB: 0 S: 9 P: 11	R: 0 H: 0 E: 0 LOB: 0 K: 0 BB: 0 S: 6 P: 9	R: 0 H: 0 E: 0 LOB: 0 K: 1 BB: 0 S: 8 P: 11	1B: 5 SF: 1 2B: 2 SAC: 0 3B: 0 DP: 1 HR: 0 HBP: 0						WP: 0 PA: 47 PB: 0 SB: 0 CS: 0

PITCHER		IP	WLS	BF	H	R	ER	SO	BB	IBB	HBP	BLK	WP	HR	S	P	ERA	WHIP
66 Héctor Santiago, L ERA: 4.75	(1, 1)	7.0		29	5	1	1	2	4	0	0	0	0	0	62	101	1.29	1.286
57 Ryan Pressly, R ERA: 3.64	(8, 1)	1.0		3	0	0	0	1	0	0	0	0	0	0	6	7	0.00	0.000
27 Brandon Kintzler, R ERA: 2.98	(9, 1)	1.0		5	1	0	0	0	0	0	0	0	0	0	7	15	0.00	1.000
62 Buddy Boshers, L ERA: 4.91	(10, 1)	0.2		2	0	0	0	1	0	0	0	0	0	0	5	6	0.00	0.000
51 Alex Wimmers, R ERA: 6.14	(10, 1)	0.2		3	1	0	0	0	0	0	0	0	0	0	6	9	0.00	1.500

PITCHER		IP	WLS	BF	H	R	ER	SO	BB	IBB	HBP	BLK	WP	HR	S	P	ERA	WHIP
61 Ryan O'Rourke, L ERA: 2.7	(11, 1)	0.2		2	0	0	0	0	0	0	0	0	0	0	4	5	0.00	0.000
60 JT Chargois, R ERA: 6.6	(12, 1)	1.0	W	3	0	0	0	1	0	0	0	0	0	0	8	11	0.00	0.000

TOP

Cleveland Indians @ Minnesota Twins

Target Field, Minneapolis, MN

Sat Sep 10 2016, 6:11 PM - 9:48 PM CDT

Att. 23,584 - Partly Cloudy - 70 F

livebaseballscorecards.com

AB	41
R	1
H	7
RBI	1
BB	5
SO	5
LOB	16

Cleveland Indians @ Minnesota Twins

Target Field, Minneapolis, MN

Sat Sep 10 2016, 6:11 PM - 9:48 PM CDT

Att. 23,584 - Partly Cloudy - 70 F

livebaseballscorecards.com

BOTTOM

Batter	1	2	3	4	5	6	7	8	9	10	11	12	AB	R	H	RBI	BB	SO	LOB
2 Brian Dozier, R (1, 4) OBP: 0.347, SLG: 0.572	F FF 93 X FF 92 0-1 G6-3 ①	B SL 87 C SL 87 C SL 87 F SL 88 B FF 93 F SL 88 S FF 96 2-3 K ③			C SI 94 B CU 83 B CU 81 F SI 94 F SI 93 B CU 82 T SI 94 3-2 K ③		I IN 86 I IN 86 I IN 86 I IN 85 4-0 IBB		C FC 96 X FC 96 0-1 G5-3 ③			B SI 94 F FF 94 B SL 87 X SI 94 2-1 7 BLK 7 1B 1B	5	1	1	0	1	2	4
7 Joe Mauer, L (1, 3) OBP: 0.368, SLG: 0.401	B SI 95 B FF 95 B FF 95 C FF 95 X FF 96 3-1 F7 ②		B FF 94 B FF 94 C FF 94 X CH 88 2-1 G3-1 ①			C SI 91 X SI 92 0-1 G4-3 ①	B FF 89 B FF 89 S FF 88 C FF 89 F FF 90 C FF 90 2-3 K ②			C FF 93 F SL 86 B SL 86 B SL 85 F FF 95 X FF 95 2-2 L7 ①		1 SAFE B SI 94 C SI 94 C FF 95 F FF 96 D SL 87 F FF 97 B CH 85 X SL 87 3-2 1-H 1B	6	0	1	1	0	1	2
11 Jorge Polanco, S (1, 6) OBP: 0.340, SLG: 0.422	C FF 95 B CH 90 B CH 90 B CH 90 B FF 95 4-1 BB		C CH 88 C FF 93 C FF 93 0-3 K ②			B SI 91 B FF 92 C SI 91 X SI 92 2-1 22 BB 26 1B 20 FC3-2 1B	B FF 94 X FF 94 1-0 P6 ③			C SL 84 B FF 95 B SL 86 X FF 96 1-2 F9 ②			4	0	1	0	1	1	2
26 Max Kepler, L (1, 9) OBP: 0.320, SLG: 0.452	B FF 95 S CH 89 X FF 90 1-1 L8 ③		C CU 77 B FF 93 S SL 77 S FF 95 1-3 K ③			X SI 92 0-0 20 FC3-2 22 BB 1-2 1B		C CU 79 F FF 94 B FF 95 B CU 81 X FF 96 2-2 G6-3 ①		B SL 85 C FF 96 X SI 96 1-1 F7 ③			5	0	1	0	0	1	1
22 Miguel Sanó, R (1, 10) OBP: 0.324, SLG: 0.462		C FF 95 X SL 87 0-1 HR		F FF 94 B FF 94 C FF 94 1-3 K ①		C CU 82 B CU 84 B SI 91 B CU 82 D SI 91 4-1 20 FC3-2 1-2 2-3 BB		C FF 94 S FF 96 C FF 95 0-3 K ②			C CU 81 B SL 85 X SI 91 1-1 G4-3 ①		4	1	1	1	1	2	0
20 Eddie Rosario, L (1, 7) OBP: 0.292, SLG: 0.416		F FF 94 B FF 94 B CH 89 X CH 89 2-1 30 FC3-6 1B		B FF 93 S CU 76 F FF 89 B FF 94 S FF 94 2-3 K ②		F SI 92 S CU 84 D CU 84 D CU 85 X CU 83 2-2 FC3-2 ② 1-2 2-3 3-Hf		X FF 96 0-0 G6-3 ③			B SI 91 B CH 83 B SI 90 X SI 91 3-0 G5-3 ②		5	0	1	0	0	1	3
8 Kurt Suzuki, R (1, 2) OBP: 0.314, SLG: 0.410 32 Logan Schafer, L (9, PR) OBP: 0.375, SLG: 0.381 12 John Ryan Murphy, R (10, 2) OBP: 0.182, SLG: 0.226	S FF 95 B FF 95 1 SAFE F FF 95 B FF 94 1 SAFE X FF 94 2-2 F9 ①			B CU 77 F FF 94 X FF 94 1-1 P3 ③		B SI 92 X FF 91 1-0 F9 ③		B FC 94 B FC 94 B FC 95 B FC 94 4-0 25 G6-3 30 SH3-4 BB			C SI 91 B SI 91 X SI 91 1-1 G6-3 ③		3 0 1	0 0 0	0 0 0	0 0 0	1 0 0	0 0 0	4 0 0
30 James Beresford, L (1, 5) OBP: 0.250, SLG: 0.250	X FF 94 0-0 FC3-6 25 BB 1-2f ②				B SI 93 C SI 92 X SI 93 1-1 G1-3 ①		C FF 93 F FF 93 B FC 85 F FF 94 F FF 94 X FC 88 1-2 25 SH1-4 1B		B FC 95 L FC 94 X FC 94 1-1 SH3-4 ① 1-2			B SI 94 X FF 95 1-0 L7 ①	4	0	1	0	0	0	1
25 Byron Buxton, R (1, 8) OBP: 0.272, SLG: 0.409	B FF 95 S FF 93 B FF 94 B SL 86 B FF 95 4-1 1-2 BB				B FF 94 B SI 94 C SI 92 S SI 93 B SI 93 S SI 93 3-3 K ②		L FF 92 X FC 92 0-1 SH1-4 ① 1-2		C FC 95 X FC 95 0-1 G6-3 ② 2-3			S SL 86 X SI 95 0-1 G4-3 ②	3	0	0	0	1	1	2
Inning Stats	R: 0 E: 0 K: 0 S: 7 H: 0 LOB: 1 BB: 1 P: 15	R: 1 E: 0 K: 1 S: 14 H: 2 LOB: 2 BB: 1 P: 24	R: 0 E: 0 K: 2 S: 8 H: 0 LOB: 0 BB: 0 P: 11	R: 0 E: 0 K: 2 S: 8 H: 0 LOB: 0 BB: 0 P: 12	R: 0 E: 0 K: 2 S: 9 H: 0 LOB: 0 BB: 0 P: 16	R: 0 E: 0 K: 0 S: 10 H: 2 LOB: 3 BB: 1 P: 19	R: 0 E: 0 K: 1 S: 12 H: 1 LOB: 2 BB: 1 P: 20	R: 0 E: 0 K: 1 S: 7 H: 0 LOB: 0 BB: 0 P: 9	R: 0 E: 0 K: 0 S: 6 H: 0 LOB: 2 BB: 1 P: 11	R: 0 E: 0 K: 0 S: 9 H: 0 LOB: 0 BB: 0 P: 13	R: 0 E: 0 K: 0 S: 5 H: 0 LOB: 0 BB: 0 P: 10	R: 1 E: 0 K: 0 S: 10 H: 2 LOB: 1 BB: 0 P: 16	1B: 6 2B: 0 3B: 0 HR: 1	SF: 0 SAC: 2 DP: 0 HBP: 0	WP: 0 PB: 0 SB: 0 CS: 0	PA: 47			

PITCHER	IP	WLS	BF	H	R	ER	SO	BB	IBB	HBP	BLK	WP	HR	S	P	ERA	WHIP
73 Mike Clevinger, R (1, 1) ERA: 5.01	4.0		16	2	1	1	5	2	0	0	0	0	1	37	62	2.25	1.000
66 Perci Garner, R (5, 1) ERA: 5.06	1.1		6	2	0	0	2	0	0	0	0	0	0	14	23	0.00	1.500
53 Jeff Manship, R (6, 1) ERA: 3.62	0.2		3	0	0	0	0	1	0	0	0	0	0	5	12	0.00	1.500
51 Shawn Armstrong, R (7, 1) ERA: 1.93	0.1		3	1	0	0	0	0	1	0	0	0	0	7	12	0.00	3.000
57 Kyle Crockett, L (7, 1) ERA: 5.4	0.1		1	0	0	0	1	0	0	0	0	0	0	4	6	0.00	0.000

PITCHER	IP	WLS	BF	H	R	ER	SO	BB	IBB	HBP	BLK	WP	HR	S	P	ERA	WHIP
34 Zach McAllister, R (7, 1) ERA: 3.77	1.1		4	0	0	0	1	0	0	0	0	0	0	8	11	0.00	0.000
27 Bryan Shaw, R (9, 1) ERA: 3.19	1.0		4	0	0	0	0	1	0	0	0	0	0	6	11	0.00	1.000
24 Andrew Miller, L (10, 1) ERA: 1.69	1.0		3	0	0	0	0	0	0	0	0	0	0	9	13	0.00	0.000
61 Dan Otero, R (11, 1) ERA: 1.3	1.0		3	0	0	0	0	0	0	0	0	0	0	5	10	0.00	0.000
65 Joe Colón, R (12, 1) ERA: 3.0	0.2	L	4	2	1	1	0	0	0	0	1	0	0	10	16	13.50	3.000

AB	40
R	2
H	7
RBI	2
BB	5
SO	9
LOB	19

Cleveland Indians @ Minnesota Twins

Target Field, Minneapolis, MN

Sun Sep 11 2016, 1:14 PM - 4:26 PM CDT

Att. 20,301 - Sunny - 75 F

TOP

livebaseballscorecards.com

Batter	1	2	3	4	5	6	7	8	9	AB	R	H	RBI	BB	SO	LOB
41 Carlos Santana, S (1, 10) OBP: 0.353, SLG: 0.475	C FF 94 S FF 95 B CH 85 B CH 85 B FF 96 B FF 96 4-2 11 FC3-6 BB	C FF 93 B FF 94 B CH 83 X SI 94 2-1 2-H 3-H HR		B FF 90 X CH 86 1-0 L7	D FS 86 B FS 86 S FF 96 B FF 96 C FF 96 F FS 86 X FS 89 3-2 G4-3		C SL 80 X SL 83 0-1 1-2 1B			4	1	2	3	1	0	4
11 José Ramírez, S (1, 5) OBP: 0.362, SLG: 0.454	B FF 94 B SI 92 C SI 92 F FF 95 F FF 96 F CH 86 X SV 82 2-2 FC3-6 12 FC1-6 1-2f	X FF 93 0-0 F8		B SL 88 X FF 90 1-0 1-2 1B		B FF 95 B FF 94 C FF 95 C FS 86 F FS 86 X FS 86 2-2 G1-3	C SI 93 B SI 95 X SL 82 1-1 F9-6 2-2			5	0	1	0	0	0	3
12 Francisco Lindor, S (1, 6) OBP: 0.364, SLG: 0.454 9 Erik González, R (9, 6) OBP: 0.200, SLG: 0.111	B SI 95 1 SAFE F CH 84 B FF 96 X SI 94 2-1 FC1-6 26 E 1-2f	B SI 93 C SV 81 B FF 94 F CH 85 X SV 83 2-2 8 FC6-4 26 BB 35 E 1B	C FF 91 D CH 87 X CH 84 1-1 F8 2-3		B FS 87 C FF 95 B FS 85 B FF 95 S FF 95 F FS 86 F FF 96 X FF 95 3-2 G1-3	B FF 88 C SI 89 X CH 80 1-1 L5			5 0	1 0	1 0	0 0	0 0	0 0	3 0
26 Mike Napoli, R (1, 3) OBP: 0.341, SLG: 0.487 36 Jesús Aguilar, R (8, 3)	1 SAFE C SI 94 B SI 93 B SV 82 S CH 86 B FF 96 D CH 88 4-2 1-2 BB	B SI 92 1 SAFE B FF 93 B FF 93 F FF 93 B FF 94 4-1 8 FC6-4 1-2 BB	C SL 86 C CH 85 B FF 92 F CH 87 F CU 80 F CH 85 B FF 92 B FF 93 F FF 88 3-3 C CH 86 K		B FS 86 X FF 95 1-0 E5		C FF 88 C FF 88 B FF 88 B CU 75 S CH 79 2-3 K		3 0	0 0	0 0	0 0	2 0	2 0	2 0
8 Lonnie Chisenhall, L (1, 9) OBP: 0.336, SLG: 0.455 6 Brandon Guyer, R (6, PH) OBP: 0.361, SLG: 0.407 (6, 7)	B SV 80 B FF 94 C FF 93 X FF 95 2-1 P4	D SV 81 B CH 84 X FF 92 2-0 FC6-4 35 E 72 1B 1-2f 2-3	C FF 90 C FF 90 B FF 91 B CU 79 F SL 87 S FF 91 2-3 K	B FF 89 B CH 79 F CH 80 F FF 91 X CH 80 2-2 L8		F CH 80 X CU 76 0-1 G5-3			3 2	1 0	0 0	0 0	0 0	1 0	4 1
35 Abraham Almonte, S (1, 7) OBP: 0.304, SLG: 0.434 (6, 9)	B FF 94 B SI 92 B FF 93 C SI 93 X SI 93 3-1 55 SH2-4 72 BB 41 HR 1B	S SV 82 1 SAFE D SV 81 T FF 92 B FF 93 D SV 81 F FF 94 C FF 93 3-3 K 1-2 3-H	S FF 91 X FF 92 0-1 E8 55 1B 1 FC3-2 1B	B FF 92 B FF 92 B FF 91 B FF 90 4-0 72 S 55 3B BB		X SI 88 0-0 55 G1-4-3 72 1B 1B			4	2	3	0	1	1	1
72 Tyler Naquin, L (1, 8) OBP: 0.375, SLG: 0.554	B SI 92 B CH 84 B FF 94 B SI 93 4-0 55 SH2-4 41 HR 1-2 BB	C CH 84 B CH 87 F FF 92 F CU 80 F FF 91 F FF 90 B FF 94 F FF 89 F FF 93 3-2 B FF 89 F FF 89 X SL 89 2-H 1B	F FF 91 B FF 92 B CH 85 S FF 90 B FF 90 F FF 90 B SL 87 4-2 1 FC3-2 55 1B BB	C SL 87 S SL 87 B CU 74 S CU 76 1-3 K 1-2		B SI 88 X SI 87 1-0 55 G1-4-3 1-2 1B			3	1	2	1	2	1	1
55 Roberto Pérez, R (1, 2) OBP: 0.283, SLG: 0.282	X SV 80 0-0 SH2-4 1-2 2-3	F FF 94 X FF 87 0-1 G1-3	B FF 95 F FF 95 B FS 85 X FF 94 2-1 1 FC3-2 1-2 2-3 1B	B SL 86 C FF 93 F FF 93 F CU 77 D SL 86 B FF 93 X FF 93 3-2 1 1B 2-H 3B		B SI 90 C SI 88 X SL 79 1-1 G1-4-3 1-2f 2-3			4	1	2	1	0	0	3
1 Michael Martinez, S (1, 4) OBP: 0.287, SLG: 0.333	B SV 81 F FF 93 X FF 92 1-1 B1	B FF 89 B FF 89 C FF 90 B CH 85 X FF 92 3-1 12 F8 11 1B 1B	S FS 86 B FS 86 F FS 87 X FF 96 1-2 FC3-2 1-2 2-3 3-Hf	F FF 93 X SL 86 0-1 11 F9-6 41 1B 3-H 1B		B SI 90 C SI 90 C SI 90 S CU 68 1-3 K2-3			5	0	2	1	0	1	6
Inning Stats	R: 0 E: 1 K: 0 S: 13 H: 0 LOB: 2 BB: 2 P: 27	R: 3 E: 0 K: 0 S: 8 H: 2 LOB: 0 BB: 1 P: 18	R: 2 E: 1 K: 1 S: 20 H: 2 LOB: 1 BB: 1 P: 34	R: 0 E: 0 K: 1 S: 13 H: 2 LOB: 2 BB: 0 P: 22	R: 0 E: 1 K: 1 S: 18 H: 2 LOB: 3 BB: 1 P: 30	R: 0 E: 1 K: 0 S: 13 H: 0 LOB: 1 BB: 0 P: 21	R: 2 E: 0 K: 1 S: 13 H: 3 LOB: 1 BB: 1 P: 22	R: 0 E: 0 K: 1 S: 7 H: 0 LOB: 0 BB: 0 P: 10	R: 0 E: 0 K: 1 S: 7 H: 2 LOB: 1 BB: 0 P: 10	1B: 11 2B: 1 3B: 1 HR: 1 SF: 0 SAC: 1 DP: 2 HBP: 0						

	AB	38
	R	7
	H	13
	RBI	6
	BB	6
	SO	6
	LOB	28

WP: 0 PB: 0 SB: 1 CS: 0 PA: 45

PITCHER		IP	WLS	BF	H	R	ER	SO	BB	IBB	HBP	BLK	WP	HR	S	P	ERA	WHIP
17 José Berríos, R ERA: 9.27	(1, 1)	2.2	L	15	3	5	3	1	4	0	0	0	0	1	30	65	10.12	2.625
64 Pat Dean, L ERA: 6.83	(3, 1)	1.2		10	4	0	0	2	1	0	0	0	0	0	33	51	0.00	3.000
53 Pat Light, R ERA: 12.75	(5, 1)	1.1		6	1	0	0	0	0	0	0	0	0	0	19	31	0.00	0.750
61 Ryan O'Rourke, L ERA: 2.66	(6, 1)	0.1		1	0	0	0	0	0	0	0	0	0	0	3	5	0.00	0.000
65 Trevor May, R ERA: 5.27	(7, 1)	0.1		4	2	2	2	1	1	0	0	0	0	0	9	17	54.00	9.000

PITCHER		IP	WLS	BF	H	R	ER	SO	BB	IBB	HBP	BLK	WP	HR	S	P	ERA	WHIP
59 Michael Tonkin, R ERA: 4.9	(7, 1)	0.2		2	1	0	0	0	0	0	0	0	0	0	4	5	0.00	1.500
33 Tommy Milone, L ERA: 5.59	(8, 1)	1.0		3	0	0	0	1	0	0	0	0	0	0	7	10	0.00	0.000
58 Andrew Albers, L ERA: 6.19	(9, 1)	1.0		4	2	0	0	1	0	0	0	0	0	0	7	10	0.00	2.000

BOTTOM

Cleveland Indians @ Minnesota Twins

Target Field, Minneapolis, MN

Sun Sep 11 2016, 1:14 PM - 4:26 PM CDT

Att. 20,301 - Sunny - 75 F

Batter	1	2	3	4	5	6	7	8	9	AB	R	H	RBI	BB	SO	LOB
2 Brian Dozier, R (1, 4) OBP: 0.348, SLG: 0.571	B SI 93 C SI 93 S SL 88 B SI 93 S SL 91 2-3 K ①		B SI 94 C CU 85 X SL 92 1-1 11 F9 32 HBP 1B	S SL 86 C SL 90 B SI 94 C SI 95 1-3 K ③			F CU 85 H SI 93 1-1 11 WP HBP		B FF 89 X FF 95 1-0 F7 ③	3	0	1	0	0	2	2
36 Robbie Grossman, S (8, PH) OBP: 0.388, SLG: 0.453										1	0	0	0	0	0	1
32 Logan Schafer, L (1, 7) OBP: 0.393, SLG: 0.375	X SI 94 0-0 19 BB 1B		B SI 93 S SL 91 H SL 91 2-1 1-2 HBP		C SI 93 S CU 83 B CU 84 F SL 89 X FF 94 1-2 G5-3 ①		C SL 89 S SL 88 S CU 84 0-3 K ②			3	0	1	0	0	1	1
11 Jorge Polanco, S (1, 6) OBP: 0.333, SLG: 0.412	B SI 92 B FF 93 T SL 89 X SI 94 2-1 F7 ②		C FF 93 F X FF 93 0-2 2-3 F9 ②		X FF 94 0-0 P4 ②		C FF 93 T SL 91 B FF 93 B CU 84 X SL 90 2-2 1-2 P6 ③			4	0	0	0	0	0	4
19 Kennys Vargas, S (1, 10) OBP: 0.375, SLG: 0.543	B SL 90 B FF 94 B SI 94 B FF 94 4-0 1-2 BB		B SI 92 F SL 91 C FF 94 B SL 86 S FF 95 2-3 K ③		B FF 93 B SI 94 F FF 94 S FF 94 T FF 93 2-2 K ③			B FF 95 S FF 94 F FF 95 B FC 87 S CH 87 2-3 K ①		3	0	0	0	1	3	2
26 Max Kepler, L (1, 9) OBP: 0.317, SLG: 0.447	D SL 86 X SL 91 1-0 G3-1 ③			B FF 93 C CH 85 C CU 84 X SI 94 1-2 G4-3 ①		B SI 93 F SL 90 C FF 94 F SL 86 B CU 85 F FF 94 B FF 95 X SL 92 3-2 F8 ①		B FF 88 F CU 83 X FF 88 1-1 F7 ②		4	0	0	0	0	0	2
5 Eduardo Escobar, S (1, 5) OBP: 0.294, SLG: 0.370		B SI 94 F FF 93 F CH 87 B SI 94 C CU 85 2-3 K ①		B SL 90 B SI 92 C SL 90 T SI 94 F SL 86 B SI 93 D FF 96 4-2 37 E 25 1B BB		X FF 93 0-0 F7 ②		C FF 95 B CH 87 F FF 96 C CH 86 1-3 K ③		3	1	0	0	1	2	0
30 James Beresford, L (1, 3) OBP: 0.250, SLG: 0.375		C SI 93 F SL 90 F FF 93 F SL 90 B SL 93 F SL 90 C CU 86 1-3 K ②		B SI 91 B FF 94 S SL 90 C SI 93 S CU 84 2-3 K ②		X SI 94 0-0 2B			F FF 97 X FF 95 0-1 G4-3 ①	4	0	1	0	0	2	1
37 Juan Centeno, L (1, 2) OBP: 0.287, SLG: 0.354		B CH 85 X SL 90 1-0 G3 ③		X SI 93 0-0 25 1B 1-3 E5		B SL 92 S SL 91 B SI 94 B SL 91 S SL 91 F FF 94 X FF 94 3-2 L7 ③			B FF 95 C FF 95 B FF 96 X FF 96 2-1 F7 ②	4	0	0	0	0	0	2
25 Byron Buxton, R (1, 8) OBP: 0.276, SLG: 0.410			B SI 93 C FF 93 F SL 91 F SI 94 S CU 84 1-3 K ①	X SI 94 0-0 2-3 3-H 1B			B SI 92 F SL 91 B SL 91 S SL 92 S FF 94 2-3 K ①		B FF 95 S CH 86 F FF 96 X FF 96 1-2 1B	4	0	2	1	0	2	0
Inning Stats	R: 0 E: 0 K: 1 S: 7 H: 1 LOB: 2 BB: 1 P: 16	R: 0 E: 0 K: 2 S: 10 H: 0 LOB: 0 BB: 0 P: 14	R: 0 E: 0 K: 2 S: 13 H: 1 LOB: 2 BB: 0 P: 19	R: 1 E: 1 K: 2 S: 14 H: 1 LOB: 2 BB: 1 P: 22	R: 0 E: 0 K: 1 S: 8 H: 0 LOB: 0 BB: 0 P: 11	R: 0 E: 0 K: 0 S: 11 H: 1 LOB: 1 BB: 0 P: 17	R: 0 E: 0 K: 2 S: 10 H: 0 LOB: 0 BB: 0 P: 15	R: 0 E: 0 K: 2 S: 8 H: 0 LOB: 0 BB: 0 P: 12	R: 0 E: 0 K: 0 S: 8 H: 1 LOB: 1 BB: 0 P: 12	1B: 4 2B: 1 3B: 0 HR: 0 SF: 0 SAC: 0 DP: 0 HBP: 2						

livebaseballscorecards.com

AB	33
R	1
H	5
RBI	1
BB	2
SO	12
LOB	15

WP: 1 PA: 37
PB: 0
SB: 0
CS: 0

PITCHER		IP	WLS	BF	H	R	ER	SO	BB	IBB	HBP	BLK	WP	HR	S	P	ERA	WHIP
28 Corey Kluber, R ERA: 3.05	(1, 1)	7.0	W	30	4	1	0	10	2	0	2	0	1	0	73	114	0.00	0.857
56 Cody Anderson, R ERA: 6.71	(8, 1)	2.0		7	1	0	0	2	0	0	0	0	0	0	16	24	0.00	0.500

PITCHER		IP	WLS	BF	H	R	ER	SO	BB	IBB	HBP	BLK	WP	HR	S	P	ERA	WHIP

Batter	1	2	3	4	5	6	7	8	9	AB	R	H	RBI	BB	SO	LOB
41 Carlos Santana, S (1, 10) OBP: 0.354, SLG: 0.476 36 Jesús Aguilar, R (9, PH)	C FF 91 B FF 92 B FF 91 B CH 84 F FF 92 F SI 92 B CH 84 4-2 BB	B CH 86 X CH 86 1-0 ②③ G6-5-3 1-2f			C CU 76 B SL 88 F CH 85 F SI 91 F FF 91 X CH 86 1-2 E3		X SL 87 0-0 2B		B FF 98 B SI 98 B FF 98 C FF 96 F FF 97 F FF 97 F FF 97 X FF 98 3-2 ③ G6-3	3 1	0 0	1 0	0 0	1 0	0 0	1 0
22 Jason Kipnis, L (1, 4) OBP: 0.345, SLG: 0.471	T FF 92 X SL 88 0-1 ① P6	C CH 74 S SL 87 X CU 78 0-2 ① G6-3			C CH 84 C SL 87 F SI 93 S CH 83 0-3 ② K		C SL 83 B SL 83 X FF 92 1-1 ③ G3-1			4	0	0	0	0	1	3
12 Francisco Lindor, S (1, 6) OBP: 0.363, SLG: 0.452	C SI 92 F CU 77 S FF 92 0-3 ② K	B CH 82 C FF 91 B SL 87 B CH 85 B FF 93 4-1 BB			X SI 91 0-0 ③ F7			C FF 92 B FC 86 F FF 93 X FF 94 1-2 ① L7		3	0	0	0	1	1	2
26 Mike Napoli, R (1, 3) OBP: 0.340, SLG: 0.491	C CU 77 X CU 78 0-1 ③ P3	B SL 86 C FF 91 1 SAFE C FF 91 1 SAFE B FF 91 1 SAFE F CH 85 F CH 83 2-3 ② K				X FF 90 0-0 ① P4		B CU 74 B FF 94 B FF 93 C FF 93 X FF 94 3-1 HR		4	1	1	1	0	1	2
11 José Ramírez, S (1, 5) OBP: 0.363, SLG: 0.456		B CH 82 B SL 86 C SI 92 X FF 92 2-1 8 1B 2B	B FF 92 B SI 93 F FF 91 X SI 92 2-1 ③ F8			C SI 91 X CH 84 0-1 ② F9		C FF 93 C CU 74 X FF 93 0-2 1B		4	1	2	0	0	0	1
8 Lonnie Chisenhall, L (1, 9) OBP: 0.338, SLG: 0.458		B CU 76 X FF 92 1-0 20 2B 2-H 1B		B FF 89 F FF 90 F SL 88 F FF 91 B CU 78 X SI 92 2-2 F9		C FF 92 F FF 91 B CH 86 B SL 87 F SI 92 F CU 79 X CU 79 2-2 2B		B CU 73 B FF 92 S FF 92 S FF 93 F FF 92 F FC 86 F FF 93 F FF 94 X CU 75 2-2 ② L9		4	1	2	1	0	0	1
20 Rajai Davis, R (1, 7) OBP: 0.315, SLG: 0.409		L SI 93 X CU 79 0-1 72 F8 55 1B 2-H 2B		B SL 88 X SI 92 1-0 ② G6-3		F SL 86 F SI 93 B CH 86 X SL 88 1-2 ③ L8		B CU 74 B CU 72 X FF 92 2-0 ③ L9		4	1	1	1	0	0	2
72 Tyler Naquin, L (1, 8) OBP: 0.371, SLG: 0.548 9 Erik González, R (9, PH) OBP: 0.182, SLG: 0.100		F SI 93 B FF 93 B SL 88 X FF 93 2-1 ① F8 2-3		C FF 92 B CU 79 X CH 86 1-1 ③ G6-3			X FF 91 0-0 ① P6		S FF 97 F FF 97 S SI 97 0-3 ① K	3 1	0 0	0 0	0 0	0 1	0 0	1 0
55 Roberto Pérez, R (1, 2) OBP: 0.286, SLG: 0.286 4 Coco Crisp, S (7, PH) OBP: 0.299, SLG: 0.393 45 Adam Moore, R (7, 2)		X SI 94 0-0 41 G6-5-3 3-H 1B			B FF 91 B FF 91 B SI 91 C FF 91 X FF 92 3-1 ① P6		B SI 91 C SI 91 F SL 88 F SI 92 T CH 85 1-2 ② K		B CH 90 B FF 97 S FF 98 C FF 98 F FF 97 B CH 91 F FF 97 C FF 99 3-3 ② K	2 1 1	0 0 0	1 0 0	1 0 0	0 0 0	0 1 1	0 0 0
Inning Stats	R: 0 E: 0 K: 1 S: 10 H: 0 LOB: 1 BB: 1 P: 14	R: 3 E: 0 K: 0 S: 9 H: 4 LOB: 0 BB: 0 P: 15	R: 0 E: 0 K: 1 S: 11 H: 0 LOB: 1 BB: 1 P: 19	R: 0 E: 0 K: 0 S: 7 H: 0 LOB: 0 BB: 0 P: 11	R: 0 E: 1 K: 1 S: 12 H: 0 LOB: 1 BB: 0 P: 16	R: 0 E: 0 K: 0 S: 11 H: 1 LOB: 1 BB: 0 P: 14	R: 0 E: 0 K: 1 S: 8 H: 1 LOB: 1 BB: 0 P: 10	R: 1 E: 0 K: 0 S: 16 H: 2 LOB: 1 BB: 0 P: 24	R: 0 E: 0 K: 2 S: 13 H: 0 LOB: 0 BB: 0 P: 19	1B: 3 2B: 4 3B: 0 HR: 1 SF: 0 SAC: 0 DP: 1 HBP: 0						

PITCHER		IP	WLS	BF	H	R	ER	SO	BB	IBB	HBP	BLK	WP	HR	S	P	ERA	WHIP
58 Miguel González, R ERA: 3.82	(1, 1)	6.2	W	28	6	3	3	4	2	0	0	0	0	0	66	96	4.05	1.200
43 Dan Jennings, L ERA: 1.72	(7, 1)	0.1		1	0	0	0	0	0	0	0	0	0	0	2	3	0.00	0.000
68 Blake Smith, R ERA: 4.5	(8, 1)	1.0		5	2	1	1	0	0	0	0	0	0	1	16	24	9.00	2.000
48 Tommy Kahnle, R ERA: 3.27	(9, 1)	1.0		3	0	0	0	2	0	0	0	0	0	0	13	19	0.00	0.000

PITCHER	IP	WLS	BF	H	R	ER	SO	BB	IBB	HBP	BLK	WP	HR	S	P	ERA	WHIP

TOP

Cleveland Indians @ Chicago White Sox

U.S. Cellular Field, Chicago, IL

Mon Sep 12 2016, 8:13 PM - 11:40 PM EDT

Att. 12,588 - Clear - 79 F

livebaseballscorecards.com

AB	35
R	4
H	8
RBI	4
BB	2
SO	6
LOB	13

Batter	1	2	3	4	5	6	7	8	9	AB	R	H	RBI	BB	SO	LOB
1 Adam Eaton, L (1, 8) OBP: 0.366, SLG: 0.427	C FF 95 F FF 95 B SI 95 B FF 91 B SI 93 F FF 96 F SI 98 B SI 95 4-2 53 G1-3 12 1B 79 G6-3 BB	C FF 94 F FF 94 B SI 94 F CH 89 B SI 95 1 SAFE T CH 91 2-2 ③ K		C FF 92 B FF 93 X CH 89 1-1 ② L8		X FF 93 0-0 HR	X FC 88 0-0 2-H 12 FC4 1B			4	2	2	2	1	1	2
12 Tim Anderson, R (1, 6) OBP: 0.305, SLG: 0.420	B SI 96 S CH 90 S SL 89 X CH 91 1-2 79 G6-3 53 G1-3 1-2 1B		C CU 84 X SL 88 0-1 79 S 79 2B 1B	B FF 94 F FF 94 B FF 94 S CU 83 F CU 84 X CU 84 2-2 2-H 1B		F CU 82 B CU 81 S FF 94 C SI 95 1-3 ① K	C CU 74 B CH 82 C FF 90 B CU 75 X FC 88 2-2 ③ FC4 1-2f			5	1	3	1	0	1	1
53 Melky Cabrera, S (1, 7) OBP: 0.344, SLG: 0.438	F FF 96 B SI 96 X CH 91 1-1 ① G1-3 1-2 2-3		X FF 95 0-0 ① P3	B SI 94 B SI 93 S SI 94 B SI 94 F SI 93 X SI 94 3-2 ③ G3		B CU 80 B CU 78 F SI 93 F FF 94 F FF 94 F CU 82 X FF 93 2-2 ② F7		C FF 97 S CH 91 S SL 87 0-3 ① K		5	0	0	0	0	1	4
79 José Abreu, R (1, 3) OBP: 0.351, SLG: 0.479	C SI 94 B FF 94 X SI 95 1-1 ② G6-3 2-3 3-H		B FF 93 S SL 89 B SI 92 S SL 88 F SI 95 B CU 84 X SL 88 3-2 44 G4-3 1-H 2B		B SI 95 S SI 94 B SI 95 B SI 94 F SI 94 B SI 93 4-2 21 E 21 1B 38 PB BB	C CU 83 S FC 90 X SI 94 0-2 1B		X SL 87 0-0 ② G5-3		4	1	2	2	1	0	1
44 Justin Morneau, L (1, 10) OBP: 0.295, SLG: 0.430 20 JB Shuck, L (8, PH) OBP: 0.253, SLG: 0.307 (9, 10)	F SI 95 F SI 95 B SI 96 F SI 96 X CH 92 1-2 ③ G4-3		B FF 93 C FF 93 B CH 90 B FF 92 S SI 93 F SI 93 F FF 93 F FF 93 X CH 89 3-2 ② G4-3 2-3		B SI 94 F SI 94 X SI 95 1-1 ① L6	C FF 94 C FF 94 S FF 94 0-3 ③ K		B FF 97 B FF 98 B FF 96 C FF 95 B FF 95 4-1 21 HR BB		4 0	0 1	0 0	0 0	0 1	1 0	4 0
21 Todd Frazier, R (1, 5) OBP: 0.298, SLG: 0.453		B SI 95 C SL 90 X CU 86 1-1 ① F9	C SI 94 B SL 87 B FF 93 C SL 86 F SI 93 X SI 94 2-2 ③ G1-3		S SI 94 X SI 94 0-1 E9 38 PB 1-3 1B		S FF 95 F FC 92 B FF 96 B FC 86 F FF 95 X FC 89 2-2 ① F9	S SL 86 C SL 87 B SL 86 B FF 95 F SL 87 B SL 87 X FF 96 3-2 1-H HR		5	1	2	2	0	0	1
26 Avisaíl García, R (1, 9) OBP: 0.314, SLG: 0.393		X SI 96 0-0 E9 38 SF8 1B		C CU 84 X FF 94 0-1 HR	S SI 93 F SI 92 S CU 82 0-3 ② K		S FC 92 F FC 89 F FF 95 X FC 86 0-2 18 2B 1B	C FF 97 F FF 98 X SL 89 0-2 1B		5	3	4	1	0	1	2
38 Omar Narváez, L (1, 2) OBP: 0.390, SLG: 0.338		F FF 94 B FF 96 X FF 94 1-1 ② SF8 3-H		X FF 92 0-0 12 1B 2B	F SL 80 F FF 91 B FF 92 F FF 91 S FF 92 1-3 K 2-3 3-H		F FF 89 F FC 88 B FF 90 F CU 74 X FC 89 1-2 ② L7	B CH 91 B FF 96 C FF 94 B CH 91 X FF 96 3-1 ③ L8		4	1	1	1	0	1	3
18 Tyler Saladino, R (1, 4) OBP: 0.316, SLG: 0.420		C SL 90 B CU 86 C SL 89 D CU 86 X SI 96 2-2 1B		B CH 88 B CH 87 C SI 93 F SL 87 F FF 95 S CU 83 2-3 ① K	C FF 93 B SI 95 B FF 94 X FF 95 2-1 ③ G4-3		1 SAFE C CH 82 X FF 89 0-1 1-H 1 1B 2B			4	1	2	1	0	1	3
Inning Stats	R: 1 E: 0 K: 0 S: 15 H: 1 LOB: 1 BB: 1 P: 23	R: 1 E: 1 K: 1 S: 12 H: 2 LOB: 1 BB: 0 P: 18	R: 1 E: 0 K: 0 S: 17 H: 2 LOB: 0 BB: 0 P: 25	R: 2 E: 0 K: 1 S: 16 H: 3 LOB: 1 BB: 0 P: 24	R: 1 E: 1 K: 2 S: 15 H: 1 LOB: 2 BB: 1 P: 23	R: 1 E: 0 K: 2 S: 15 H: 2 LOB: 1 BB: 0 P: 18	R: 2 E: 0 K: 0 S: 18 H: 3 LOB: 1 BB: 0 P: 23	R: 2 E: 0 K: 1 S: 14 H: 2 LOB: 1 BB: 1 P: 24		1B: 10 2B: 3 3B: 0 HR: 3 SF: 1 SAC: 0 DP: 0 HBP: 0						

PITCHER		IP	WLS	BF	H	R	ER	SO	BB	IBB	HBP	BLK	WP	HR	S	P	ERA	WHIP
59 Carlos Carrasco, R ERA: 3.32	(1, 1)	3.2	L	20	8	5	4	2	1	0	0	0	0	1	57	84	9.82	2.455
66 Perci Garner, R ERA: 4.26	(4, 1)	1.0		5	1	1	0	1	1	0	0	0	0	0	12	20	0.00	2.000
57 Kyle Crockett, L ERA: 5.4	(5, 1)	0.0		1	0	0	0	1	0	0	0	0	0	0	4	5	∞	∞
34 Zach McAllister, R ERA: 3.88	(5, 1)	1.0		5	2	1	1	1	0	0	0	0	0	1	14	19	9.00	2.000
51 Shawn Armstrong, R ERA: 3.38	(6, 1)	0.2		3	1	1	1	1	0	0	0	0	0	0	11	13	13.50	1.500

PITCHER		IP	WLS	BF	H	R	ER	SO	BB	IBB	HBP	BLK	WP	HR	S	P	ERA	WHIP
54 Ryan Merritt, L ERA: 1.5	(7, 1)	0.2		4	2	1	1	0	0	0	0	0	0	0	10	13	13.50	3.000
49 Austin Adams, R ERA: 7.71	(8, 1)	1.0		6	2	2	2	1	1	0	0	0	0	1	14	24	18.00	3.000

BOTTOM

Cleveland Indians @ Chicago White Sox

U.S. Cellular Field, Chicago, IL

Mon Sep 12 2016, 8:13 PM - 11:40 PM EDT

Att. 12,588 - Clear - 79 F

livebaseballscorecards.com

AB	40
R	11
H	16
RBI	10
BB	3
SO	7
LOB	21

Batter	1	2	3	4	5	6	7	8	9	AB	R	H	RBI	BB	SO	LOB
20 Rajai Davis, R (1, 8) OBP: 0.312, SLG: 0.405	T FF 93 C FF 94 B CU 81 X FF 94 1-2 ① F8	B CH 88 X CH 89 1-0 ③ G4-3			B FF 92 F CH 88 B FF 91 F FF 92 X SI 93 2-2 ② L9			B FF 91 X SI 92 1-0 ① F9		4	0	0	0	0	0	1
22 Jason Kipnis, L (1, 4) OBP: 0.346, SLG: 0.474 9 Erik González, R (8, 4) OBP: 0.182, SLG: 0.100	C CU 81 X CU 81 0-1 41 FC5 2B		B SI 91 C CU 80 B SI 92 B FF 92 X SI 92 3-1 ① G1		F FF 92 X CU 77 0-1 12 WP 2B			X FF 92 0-0 ② G4-3		4 0	0 0	2 0	0 0	0 0	0 0	0 0
12 Francisco Lindor, S (1, 6) OBP: 0.361, SLG: 0.448	C FF 94 B FF 89 X FF 88 1-1 ② F8		X FF 93 0-0 ② G6-3		C FF 92 F SI 93 B CU 80 S CU 77 1-3 ③ K2-3			C FF 92 B SI 92 X FF 92 1-1 ③ F8		4	0	0	0	0	1	2
26 Mike Napoli, R (1, 10) OBP: 0.340, SLG: 0.488	B FF 94 B CH 88 B FF 94 C FF 94 B FF 95 4-1 41 FC5 BB		C FF 94 B CH 88 S FF 94 C FF 94 1-3 ③ K			C FF 92 B CH 85 S FF 93 C SI 93 1-3 ① K			C FF 95 F FF 95 B CH 89 B CH 88 X FF 95 2-2 ① G5-3	3	0	0	0	1	2	0
41 Carlos Santana, S (1, 3) OBP: 0.353, SLG: 0.474	B FF 95 B CU 80 X FF 94 2-0 ③ FC5 1-2 2-3f			C FF 92 B CU 78 X CH 86 1-1 ① G4-3		B SI 93 F FF 92 X SI 92 1-1 11 G6-4-3 1B			F FF 96 S CH 88 B FF 95 B CH 89 F CH 88 X SL 86 2-2 ② L6	4	0	1	0	0	0	2
11 José Ramírez, S (1, 5)		C FF 91 F CU 79 B FF 92 C FF 94 1-3 ① K		B FF 91 X SI 92 1-0 ② G5-3		B CH 85 B FF 92 X SI 92 2-0 ②③ G6-4-3 1-2f			B FF 95 B SI 94 S FF 96 B FF 96 F FF 95 F FF 95 X CH 88 3-2 1B	4	0	1	0	0	1	1
6 Brandon Guyer, R (1, 7) OBP: 0.364, SLG: 0.418 1 Michael Martinez, S (7, 9) OBP: 0.287, SLG: 0.333 72 Tyler Naquin, L (9, PH) OBP: 0.370, SLG: 0.546		C FF 92 X CU 79 0-1 HR		F FF 92 H FF 93 1-1 HBP			B FF 90 F FF 92 C FF 91 X FF 93 1-2 ① G4-3		B FF 94 B SI 93 T FF 95 S FF 94 S FF 96 2-3 ③ K	2 0 1	1 0 0	1 0 0	1 0 0	0 0 1	0 0 1	0 0 1
35 Abraham Almonte, S (1, 9) OBP: 0.299, SLG: 0.426 (7, 7)		L FF 92 B FF 92 F CU 80 T FF 93 1-2 ② K		F SI 92 B CU 78 1 SAFE B CU 78 X FF 92 2-1 ③ F9			F FF 92 B CH 86 C SI 92 B CU 77 X SI 92 2-2 ② G6-3			3	0	0	0	0	1	1
55 Roberto Pérez, R (1, 2) OBP: 0.287, SLG: 0.295		C FF 93 B FF 92 X FF 93 1-1 2B			B FF 92 F FF 93 B CU 78 C FF 93 F FF 94 B CU 79 C SI 93 3-3 ① K		B FF 92 C SI 91 C CU 78 F FF 92 X SI 92 1-2 ③ F8			3	0	1	0	0	1	0
Inning Stats	R: 0 E: 0 K: 0 S: 9 H: 1 LOB: 2 BB: 1 P: 17	R: 1 E: 0 K: 2 S: 11 H: 2 LOB: 1 BB: 0 P: 15	R: 0 E: 0 K: 1 S: 6 H: 0 LOB: 0 BB: 0 P: 10	R: 0 E: 0 K: 0 S: 6 H: 0 LOB: 1 BB: 0 P: 11	R: 0 E: 0 K: 2 S: 12 H: 1 LOB: 1 BB: 0 P: 18	R: 0 E: 0 K: 1 S: 6 H: 1 LOB: 0 BB: 0 P: 10	R: 0 E: 0 K: 0 S: 10 H: 0 LOB: 0 BB: 0 P: 14	R: 0 E: 0 K: 0 S: 4 H: 0 LOB: 0 BB: 0 P: 6	R: 0 E: 0 K: 1 S: 14 H: 1 LOB: 1 BB: 0 P: 23	1B: 2 2B: 3 3B: 0 HR: 1 SF: 0 SAC: 0 DP: 1 HBP: 1						

PITCHER		IP	WLS	BF	H	R	ER	SO	BB	IBB	HBP	BLK	WP	HR	S	P	ERA	WHIP
62 Jose Quintana, L ERA: 3.05	(1, 1)	8.0	W	30	5	1	1	6	1	0	1	0	1	1	64	101	1.12	0.750
54 Chris Beck, R ERA: 7.0	(9, 1)	1.0		4	1	0	0	1	0	0	0	0	0	0	14	23	0.00	1.000

PITCHER	IP	WLS	BF	H	R	ER	SO	BB	IBB	HBP	BLK	WP	HR	S	P	ERA	WHIP

Cleveland Indians @ Chicago White Sox

U.S. Cellular Field, Chicago, IL

Tue Sep 13 2016, 8:11 PM - 10:47 PM EDT

Att. 15,588 - Cloudy - 83 F

TOP

livebaseballscorecards.com

AB	32
R	1
H	6
RBI	1
BB	1
SO	7
LOB	8

Batter	1	2	3	4	5	6	7	8	9	AB	R	H	RBI	BB	SO	LOB
1 Adam Eaton, L (1, 8) (9, 9) OBP: 0.368, SLG: 0.430	C SI 94 X SI 93 0-1 53 G3 12 SH1-3 79 1B 1B		X CH 89 0-0 ② G5-3			C KC 79 S FF 94 F CH 88 B FF 93 B FC 91 C CH 90 4-2 53 1B 12 1B 79 1B BB X FF 92 0-0 3-H 2B		C SI 92 X SI 90 0-1 ③ G3-1		4	2	2	1	1	0	1
12 Tim Anderson, R (1, 6) OBP: 0.309, SLG: 0.420	F FF 94 X SI 95 0-1 ① SH1-3 1-2		B KC 80 F SI 96 S SI 97 B KC 82 X SI 97 2-2 ③ G4-3			X FC 88 0-0 79 1B 53 1B 21 1B 1-2 1B BB				2	1	1	0	1	0	0
53 Melky Cabrera, S (1, 7) OBP: 0.343, SLG: 0.437 36 Jason Coats, R (9, 7) OBP: 0.319, SLG: 0.350	C FF 95 B SI 95 F FC 92 B SI 95 X KC 80 2-2 ② G3 2-3			C SI 94 X KC 78 0-1 ① G4-3		X FC 90 0-0 79 1B 21 1B 1-2 2-3 1B G1-3				4 0	1 0	1 0	0 0	0 0	0 0	3 0
79 José Abreu, R (1, 10) OBP: 0.352, SLG: 0.480	C SI 95 F SI 95 F SI 95 X SI 95 0-2 31 FC6 3-H 1B			B SI 94 F FC 89 C SI 97 X SI 97 1-2 ② G4-3		B FF 96 F KC 79 X KC 81 1-1 21 1B 26 1B 1-2 2-3 3-H 1B	C SI 94 B CU 78 X SI 95 1-1 ① F9			4	1	2	2	0	0	0
31 Alex Avila, L (1, 2) OBP: 0.354, SLG: 0.383	X SI 96 0-0 ③ FC6 1-2f			C KC 78 B SI 96 B FC 92 C FF 95 C KC 82 2-3 ③ K		F SI 96 B SI 96 B SI 95 B SI 96 C SI 96 S SI 96 3-3 ① K	X CH 84 0-0 ② G3			4	0	0	0	0	2	4
21 Todd Frazier, R (1, 3) OBP: 0.298, SLG: 0.451		C SI 96 X KC 79 0-1 ① G5-3			C FC 89 F FF 95 B KC 81 C SI 97 1-3 ① K	X FC 91 0-0 26 1B 5 3B 1-2 2-H 3-H 1B	F SI 96 C SI 96 S SI 96 0-3 ③ K			4	1	1	2	0	2	0
26 Avisaíl García, R (1, 9) OBP: 0.314, SLG: 0.392 28 Leury García, S (9, 8)		B KC 79 B FC 92 S FC 91 X SI 96 2-1 ② G5-3			B KC 80 B KC 80 C FC 93 S KC 80 B FF 97 F KC 82 C SI 97 3-3 ② K	F SI 91 B SI 92 X SI 92 1-1 5 3B 1-2 2-H 1B		C CU 82 F CU 84 B CH 88 S CU 84 1-3 ① K		4 0	1 0	1 0	1 0	0 0	2 0	0 0
5 Yolmer Sánchez, S (1, 5) OBP: 0.220, SLG: 0.263		C FC 92 F CH 89 B SI 96 B KC 82 C SI 96 2-3 ③ K			B FC 93 B CH 89 H SI 95 3-0 HBP	X SI 91 0-0 1 2B 1-H 2-H 3B		X SI 92 0-0 ② F7		3	1	1	2	0	1	0
18 Tyler Saladino, R (1, 4) OBP: 0.315, SLG: 0.416			C FC 90 B FF 97 F SI 95 S KC 82 1-3 ① K		C FC 91 S KC 80 S KC 82 0-3 ③ K2-3	C CH 86 B SI 92 B SI 93 B SI 92 X SI 92 3-1 ② G4-3		C SI 93 B CU 86 C SI 92 F CU 84 B SI 92 B SI 94 F SI 92 F SI 92 D CU 85 4-2 BB		3	0	0	0	1	2	2
Inning Stats	R: 1 E: 0 K: 0 S: 12 H: 2 LOB: 1 BB: 0 P: 14	R: 0 E: 0 K: 1 S: 7 H: 0 LOB: 0 BB: 0 P: 11	R: 0 E: 0 K: 1 S: 7 H: 0 LOB: 0 BB: 0 P: 10	R: 0 E: 0 K: 1 S: 8 H: 0 LOB: 0 BB: 0 P: 11	R: 0 E: 0 K: 3 S: 10 H: 0 LOB: 1 BB: 0 P: 17	R: 7 E: 0 K: 1 S: 22 H: 7 LOB: 2 BB: 2 P: 38	R: 0 E: 0 K: 1 S: 6 H: 0 LOB: 0 BB: 0 P: 7	R: 0 E: 0 K: 1 S: 11 H: 0 LOB: 1 BB: 1 P: 16		1B: 7 2B: 1 3B: 1 HR: 0	SF: 0 SAC: 1 DP: 0 HBP: 1		WP: 0 PB: 0 SB: 0 CS: 0	PA: 37		

PITCHER		IP	WLS	BF	H	R	ER	SO	BB	IBB	HBP	BLK	WP	HR	S	P	ERA	WHIP
47 Trevor Bauer, R ERA: 4.06	(1, 1)	5.1	L	24	6	6	6	7	1	0	1	0	0	0	54	81	10.12	1.312
61 Dan Otero, R ERA: 1.58	(6, 1)	0.1		4	3	2	2	0	0	0	0	0	0	0	6	10	54.00	9.000
65 Joe Colón, R ERA: 2.45	(6, 1)	1.1		5	0	0	0	1	1	0	0	0	0	0	12	17	0.00	0.750
53 Jeff Manship, R ERA: 3.52	(8, 1)	1.0		4	0	0	0	1	1	0	0	0	0	0	11	16	0.00	1.000

PITCHER	IP	WLS	BF	H	R	ER	SO	BB	IBB	HBP	BLK	WP	HR	S	P	ERA	WHIP

BOTTOM

Cleveland Indians @ Chicago White Sox

U.S. Cellular Field, Chicago, IL

Tue Sep 13 2016, 8:11 PM - 10:47 PM EDT

Att. 15,588 - Cloudy - 83 F

livebaseballscorecards.com

AB	32
R	8
H	9
RBI	8
BB	3
SO	9
LOB	10

Batter	1	2	3	4	5	6	7	8	9	AB	R	H	RBI	BB	SO	LOB
20 Rajai Davis, R (1, 8) OBP: 0.313, SLG: 0.407	C FF 93 F SI 96 X FF 96 0-2 ① F9		F FF 94 B FF 94 X CH 83 1-1 ① F9		B CH 82 C FF 91 X SL 84 1-1 22 1B 2B	B FF 93 X FF 93 1-0 22 G3-1 22 S 1B			B FF 94 F SI 94 X SL 86 1-1 ① F7	5	0	2	0	0	0	2
22 Jason Kipnis, L (1, 4) OBP: 0.345, SLG: 0.472 1 Michael Martinez, S (9, 4) OBP: 0.287, SLG: 0.333	C SL 84 B SI 95 S FF 92 X SL 88 1-2 ② G4-3		B SL 88 F SL 88 X FF 96 1-1 ② ③ G4-6-3 1-2f		L SL 86 S SL 86 D SL 89 X FF 95 1-2 26 S 2-3 1B	B CU 76 F SI 94 1 SAFE B CU 75 1 SAFE F FF 94 B FF 94 F CU 76 X FF 94 3-2 ② G3-1 1-3			C CU 80 X SI 95 0-1 ② G6-3	5 0	0 0	1 0	0 0	0 0	0 0	3 0
12 Francisco Lindor, S (1, 6) OBP: 0.359, SLG: 0.448	X FF 95 0-0 2B			F CH 81 B FF 92 F CH 82 X FF 95 1-2 ① G4-3	S FF 95 F FF 97 F SL 90 F SI 95 S FF 96 0-3 ① K	B FF 94 B CU 74 B FF 94 C FF 93 F FF 94 X FF 94 3-2 ③ G4-3			B SI 94 B SI 94 F FF 95 X SI 95 2-1 ③ L7	5	0	1	0	0	1	3
26 Mike Napoli, R (1, 3) OBP: 0.339, SLG: 0.485	S FF 93 C FF 93 S FF 96 0-3 ③ K			S CH 82 S CH 85 F CH 85 B FF 96 B FF 94 F CH 85 B SL 92 B FF 96 4-2 41 BB 11 3B BB	B CH 86 X FF 96 1-0 ② G4-3 1-2		C FF 92 F FF 94 F FF 95 B SL 88 B SL 89 X FF 94 2-2 ① G6-3			3	1	0	0	1	1	3
41 Carlos Santana, S (1, 10) OBP: 0.353, SLG: 0.471		F FF 92 X CH 82 0-1 ① G6-3		B CH 83 B CH 85 B SI 93 C SI 94 B FF 97 4-1 11 3B 1-2 BB	B FF 97 F FF 97 X FF 97 1-1 ③ L8		C FF 94 B CH 89 B FF 94 B FF 95 F FF 95 S FF 95 3-3 ② K			3	1	0	0	1	1	2
11 José Ramírez, S (1, 5) OBP: 0.363, SLG: 0.459		B SL 83 B FF 93 C SI 92 C FF 94 B CH 86 F SI 96 X SI 96 3-2 ② G6-3		C FF 93 D SL 89 X FF 96 1-1 6 1B 3B 1-H 2-H	C FF 93 B SI 95 B CH 84 X FF 93 2-1 6 1B 4 HR 1B	B CU 80 F FF 94 S CU 81 F CU 81 F FF 95 F FF 94 X SL 89 1-2 ③ F7			4	2	2	2	0	0	0
6 Brandon Guyer, R (1, 9) OBP: 0.367, SLG: 0.421 35 Abraham Almonte, S (6, 9) OBP: 0.297, SLG: 0.423		C CH 82 F FF 94 F SL 88 T SL 88 0-2 ③ K		X SL 87 0-0 1B 3-H	F FF 92 F FF 94 X FF 96 0-2 4 HR 1-3 1B			X FF 92 0-0 ① F8		3 1	1 0	2 0	1 0	0 0	1 0	0 0
4 Coco Crisp, S (1, 7) OBP: 0.300, SLG: 0.403			X SI 92 0-0 2B	B FF 94 C SI 94 C CH 82 1 SAFE S SL 87 1-3 ② K		X CH 83 0-0 1-H 3-H HR		C FF 92 X FF 93 0-1 ② F9		4	1	2	3	0	1	1
38 Chris Gimenez, R (1, 2) OBP: 0.278, SLG: 0.341			L CH 83 B SL 85 B FF 92 T SI 94 B FF 94 F SI 95 B FF 96 4-2 22 G4-6-3 BB	T FF 90 B FF 94 S CH 84 1 SAFE F SL 88 F SI 95 D SL 88 S SL 87 2-3 ③ K	X SI 94 0-0 ① G5-3			C FF 94 B SL 87 X FF 93 1-1 ③ F8		3	0	0	0	1	1	1
Inning Stats	R: 0 E: 0 K: 1 S: 10 H: 1 LOB: 1 BB: 0 P: 11	R: 0 E: 0 K: 1 S: 10 H: 0 LOB: 0 BB: 0 P: 13	R: 0 E: 0 K: 0 S: 8 H: 1 LOB: 1 BB: 1 P: 14	R: 3 E: 0 K: 2 S: 19 H: 2 LOB: 1 BB: 2 P: 32	R: 0 E: 0 K: 1 S: 13 H: 2 LOB: 2 BB: 0 P: 17	R: 3 E: 0 K: 0 S: 15 H: 4 LOB: 1 BB: 0 P: 24	R: 0 E: 0 K: 1 S: 13 H: 0 LOB: 0 BB: 0 P: 19	R: 0 E: 0 K: 0 S: 5 H: 0 LOB: 0 BB: 0 P: 6	R: 0 E: 0 K: 0 S: 6 H: 0 LOB: 0 BB: 0 P: 9	1B: 5 2B: 3 3B: 1 HR: 1	SF: 0 SAC: 0 DP: 1 HBP: 0	WP: 0 PB: 0 SB: 2 CS: 0	PA: 39				

PITCHER		IP	WLS	BF	H	R	ER	SO	BB	IBB	HBP	BLK	WP	HR	S	P	ERA	WHIP
55 Carlos Rodón, L ERA: 4.04	(1, 1)	5.0	L	26	9	6	6	5	3	0	0	0	0	1	66	95	10.80	2.400
68 Blake Smith, R ERA: 3.0	(6, 1)	1.0		4	1	0	0	0	0	0	0	0	0	0	9	16	0.00	1.000
66 Michael Ynoa, R ERA: 3.24	(7, 1)	2.0		6	0	0	0	1	0	0	0	0	0	0	18	25	0.00	0.000
67 Juan Minaya, R ERA:	(9, 1)	1.0		3	0	0	0	0	0	0	0	0	0	0	6	9	0.00	0.000

PITCHER	IP	WLS	BF	H	R	ER	SO	BB	IBB	HBP	BLK	WP	HR	S	P	ERA	WHIP

TOP

Cleveland Indians @ Chicago White Sox

U.S. Cellular Field, Chicago, IL

Wed Sep 14 2016, 8:12 PM - 10:59 PM EDT

Att. 15,808 - Cloudy - 72 F

livebaseballscorecards.com

AB	36
R	6
H	10
RBI	6
BB	3
SO	6
LOB	15

Batter	1	2	3	4	5	6	7	8	9	AB	R	H	RBI	BB	SO	LOB
1 Adam Eaton, L (1, 8) OBP: 0.367, SLG: 0.432	X SI 87 0-0 ① F8		1 SAFE C FF 87 1 SAFE 1 SAFE X FF 88 0-1 ① 1-H 3B		C FF 87 C FC 85 B SI 87 B FC 85 X FF 88 2-2 ③ G3-1			B SL 86 C FF 95 X SL 85 1-1 ② G5-3		4	0	1	1	0	0	0
12 Tim Anderson, R (1, 6) OBP: 0.305, SLG: 0.415	B FF 87 S SI 88 F FF 89 F CU 75 B FF 88 X SI 89 2-2 ② G5-3		F FF 88 S FF 89 B SI 88 S FC 86 1-3 ② K			C SL 83 B CH 84 C SI 92 B SI 93 B SI 92 X SI 92 3-2 ① G3		C SL 85 C SL 83 B FF 98 S SL 86 1-3 ③ K		4	0	0	0	0	2	1
53 Melky Cabrera, S (1, 7) OBP: 0.346, SLG: 0.439	C CU 75 B SI 89 F FC 86 X SI 89 1-2 1B		F FF 87 B CU 76 B FC 86 F FC 86 X CU 76 2-2 ③ F8			C FF 92 C FF 93 F FF 93 X SL 82 0-2 1B			F FF 94 X FF 95 0-1 38 E 1B	4	0	3	0	0	0	1
79 José Abreu, R (1, 10) OBP: 0.349, SLG: 0.476	B FF 87 1 SAFE S FF 88 B SI 88 1 SAFE X SI 88 2-1 ③ L7			B FF 85 X CH 82 1-0 ① G6-3		C SI 92 B SI 92 F SI 93 B SI 93 F SI 92 T SI 93 2-2 ② K			S KC 86 F FF 96 S KC 86 0-3 ① K	4	0	0	0	0	2	3
38 Omar Narváez, L (1, 2) OBP: 0.372, SLG: 0.319		C CU 73 S FF 87 F FF 88 B SI 88 X FF 88 1-2 ① F8		B FC 85 B SI 87 S CH 83 S FC 85 X FF 88 2-2 ② P2		X FC 94 0-0 ③ G4-3			F FF 96 B FF 96 D KC 86 B FF 95 X FF 95 3-1 FC3 21 G4-3 1-2	4	0	0	0	0	0	2
21 Todd Frazier, R (1, 3) OBP: 0.297, SLG: 0.451		C FF 89 X FF 88 0-1 ② G6-3		B CU 75 B FC 85 S FF 86 F FF 89 F FC 86 X FF 88 2-2 2B			B SL 80 F FC 93 X SL 81 1-1 ① F7		C FF 97 D KC 87 S FF 96 X FF 96 1-2 ②③ G4-3 1-2f	4	0	1	0	0	0	2
26 Avisaíl García, R (1, 9) OBP: 0.311, SLG: 0.389		F CU 76 B FC 86 X FC 87 1-1 ③ G4-3		B FC 86 X FC 86 1-0 ③ G5-3			B FC 94 B SL 82 X FC 94 2-0 ② G6-3			3	0	0	0	0	0	1
5 Yolmer Sánchez, S (1, 5) OBP: 0.214, SLG: 0.255			C FC 84 B FF 87 F FC 87 X CU 75 1-2 ① F7		B FF 85 B CH 85 C FF 86 F FC 85 F FF 87 C CU 74 2-3 ① K			F FC 94 B CH 83 B FC 94 X FC 93 2-1 ③ F8		3	0	0	0	0	1	0
18 Tyler Saladino, R (1, 4) OBP: 0.316, SLG: 0.415			C SI 88 F FC 86 F SI 88 B CU 76 X FC 86 1-2 1 3B 1B		X CU 74 0-0 ② G5-3			C FF 95 X FF 95 0-1 ① G6-3		3	1	1	0	0	0	0
Inning Stats	R: 0 E: 0 K: 0 S: 10 H: 1 LOB: 1 BB: 0 P: 15	R: 0 E: 0 K: 0 S: 8 H: 0 LOB: 0 BB: 0 P: 10	R: 1 E: 0 K: 1 S: 15 H: 2 LOB: 1 BB: 0 P: 20	R: 0 E: 0 K: 0 S: 9 H: 1 LOB: 1 BB: 0 P: 15	R: 0 E: 0 K: 1 S: 8 H: 0 LOB: 0 BB: 0 P: 12	R: 0 E: 0 K: 1 S: 12 H: 1 LOB: 1 BB: 0 P: 17	R: 0 E: 0 K: 0 S: 5 H: 0 LOB: 0 BB: 0 P: 10	R: 0 E: 0 K: 1 S: 7 H: 0 LOB: 0 BB: 0 P: 9	R: 0 E: 1 K: 1 S: 10 H: 1 LOB: 1 BB: 0 P: 14	1B: 4 2B: 1 3B: 1 HR: 0 SF: 0 SAC: 0 DP: 1 HBP: 0						

PITCHER		IP	WLS	BF	H	R	ER	SO	BB	IBB	HBP	BLK	WP	HR	S	P	ERA	WHIP
43 Josh Tomlin, R ERA: 4.75	(1, 1)	5.0	W	19	4	1	1	2	0	0	0	0	0	0	50	72	1.80	0.800
61 Dan Otero, R ERA: 1.56	(6, 1)	0.2		3	1	0	0	1	0	0	0	0	0	0	11	16	0.00	1.500
27 Bryan Shaw, R ERA: 3.12	(6, 1)	1.1		4	0	0	0	0	0	0	0	0	0	0	6	11	0.00	0.000
24 Andrew Miller, L ERA: 1.66	(8, 1)	1.0		3	0	0	0	1	0	0	0	0	0	0	7	9	0.00	0.000
37 Cody Allen, R ERA: 2.66	(9, 1)	1.0		4	1	0	0	1	0	0	0	0	0	0	10	14	0.00	1.000

PITCHER	IP	WLS	BF	H	R	ER	SO	BB	IBB	HBP	BLK	WP	HR	S	P	ERA	WHIP

BOTTOM

Cleveland Indians @ Chicago White Sox

U.S. Cellular Field, Chicago, IL

Wed Sep 14 2016, 8:12 PM - 10:59 PM EDT

Att. 15,808 - Cloudy - 72 F

livebaseballscorecards.com

AB	33
R	1
H	6
RBI	1
BB	0
SO	5
LOB	10

Batter	1	2	3	4	5	6	7	8	9	AB	R	H	RBI	BB	SO	LOB
4 Coco Crisp, S (1, 7) OBP: 0.302, SLG: 0.400	C FF 92 X SI 92 0-1 G4-3		B CH 86 B SI 91 B FF 91 C FF 92 C FF 91 B FC 87 4-2 26 HBP 22 WP 1-2 BB		B CH 83 F FF 91 X FC 88 1-1 F7		C FF 95 B FF 95 B CH 89 F FF 94 B FF 95 F FF 96 B CH 90 4-2 BB		B FC 93 C FC 92 S KC 83 S KC 83 1-3 1-2 K	3	0	0	0	2	1	2
45 Adam Moore, R (9, 2)										0	0	0	0	0	0	0
22 Jason Kipnis, L (1, 4) OBP: 0.344, SLG: 0.469	C FF 93 S FC 89 B CH 86 X CH 86 1-2 G3		B CH 87 B FC 86 F CH 85 F FC 87 B SI 90 B CH 84 4-2 26 HBP 1-2 2-3 BB		B KC 75 X CH 84 1-0 L7		C SL 81 1 SAFE D FF 91 X SL 83 1-1 G5-3			3	0	0	0	1	0	1
11 José Ramírez, S (1, 5) OBP: 0.360, SLG: 0.456	B SI 93 B SI 92 C FF 93 X SI 92 2-1 L8		C CH 85 X SI 92 0-1 SF7 3-H			C FF 88 C KC 75 S KC 78 0-3 K		F SI 98 B SI 98 B SI 88 X SI 97 2-1 L9		3	0	0	1	0	1	0
26 Mike Napoli, R (1, 10) OBP: 0.340, SLG: 0.486		C SI 92 X FC 86 0-1 41 G4-3 2B	B KC 78 F SI 90 D KC 79 H SI 90 3-1 1-2 2-3 HBP			B KC 74 B KC 80 F SI 90 F CH 82 F KC 77 C FF 90 2-3 K		S SL 88 S SL 89 B SI 97 C SL 87 1-3 K		3	0	1	0	0	2	0
41 Carlos Santana, S (1, 3) OBP: 0.352, SLG: 0.470		S CH 85 D CH 85 B SI 92 X CH 84 2-1 2-3 G4-3	D KC 78 B SI 90 C SI 91 X CH 84 2-1 G4-3			X SI 90 0-0 72 BB 1B		C SI 97 B CH 89 B SI 97 S SI 98 B SL 88 F SI 98 S SI 97 3-3 K		4	0	1	0	0	1	4
72 Tyler Naquin, L (1, 8) OBP: 0.372, SLG: 0.544		D SI 92 D CH 84 B SI 93 C SI 91 S FC 88 C FC 87 3-3 K		F FF 90 S KC 78 S KC 78 0-3 K2-3		D KC 77 C SI 90 B CH 84 F CH 84 F KC 77 B FC 87 B CH 85 4-2 1-2 BB			B FC 90 F FC 92 X KC 82 1-1 35 FC1-6 1B	3	0	1	0	1	2	1
35 Abraham Almonte, S (1, 9) OBP: 0.290, SLG: 0.413		B SI 91 B CH 84 B FC 88 C SI 92 X FC 88 3-1 G3-1		F FF 91 B FC 87 C KC 77 B SI 90 S CH 85 2-3 K		S KC 77 C FF 91 B KC 76 D KC 78 S KC 78 2-3 K			S FF 93 1 SAFE X FF 92 0-1 FC1-6 12 E 12 S 1-2f	4	0	0	0	0	2	4
55 Roberto Pérez, R (1, 2) OBP: 0.281, SLG: 0.288			B FF 92 B FC 85 C SI 92 C FC 85 B CH 86 F FF 92 C FC 88 3-3 K	F FF 91 B KC 78 X FF 90 1-1 L9			B FF 95 B SI 91 C FF 94 B FF 94 X FF 95 3-1 G6-3		S KC 83 B CH 88 B FF 93 F FF 92 S KC 83 2-3 1-3 K	3	0	0	0	0	1	0
12 Francisco Lindor, S (9, PH) OBP: 0.359, SLG: 0.447										1	0	0	0	0	1	1
9 Erik González, R (9, 6) OBP: 0.182, SLG: 0.100										0	0	0	0	0	0	0
1 Michael Martinez, S (1, 6) OBP: 0.289, SLG: 0.333			C FF 92 X FC 88 0-1 22 WP 4 WP 11 SF7 1B		C SI 89 B CH 83 F SI 90 S KC 78 1-3 K		X FF 94 0-0 F7		D KC 83 D KC 82 S KC 81 B KC 82 D KC 82 4-1 4 S BB	3	1	1	0	0	1	0
20 Rajai Davis, R (9, PH) OBP: 0.314, SLG: 0.407										0	0	0	0	1	0	0
(9, 7)																

Inning Stats																																		
	R: 0	E: 0	K: 0	S: 7	H: 0	LOB: 0	BB: 0	P: 10	R: 0	E: 0	K: 1	S: 9	H: 1	LOB: 1	BB: 0	P: 17	R: 1	E: 0	K: 1	S: 15	H: 1	LOB: 3	BB: 2	P: 31	R: 0	E: 0	K: 2	S: 8	H: 0	LOB: 0	BB: 0	P: 11
	R: 0	E: 0	K: 1	S: 6	H: 0	LOB: 0	BB: 0	P: 9	R: 0	E: 0	K: 3	S: 14	H: 1	LOB: 2	BB: 1	P: 22	R: 0	E: 0	K: 0	S: 8	H: 0	LOB: 1	BB: 1	P: 16	R: 0	E: 0	K: 2	S: 9	H: 0	LOB: 0	BB: 0	P: 15
	R: 0	E: 0	K: 2	S: 11	H: 1	LOB: 2	BB: 1	P: 19	1B: 3	2B: 1	3B: 0	HR: 0	SF: 1	SAC: 0	DP: 0	HBP: 1	WP: 2	PB: 0	SB: 2	CS: 0	PA: 37														

PITCHER		IP	WLS	BF	H	R	ER	SO	BB	IBB	HBP	BLK	WP	HR	S	P	ERA	WHIP
25 James Shields, R ERA: 5.84	(1, 1)	6.0		25	3	1	1	8	3	0	1	0	2	0	59	100	1.50	1.000
54 Chris Beck, R ERA: 6.75	(7, 1)	0.2		3	0	0	0	0	1	0	0	0	0	0	6	13	0.00	1.500
43 Dan Jennings, L ERA: 1.71	(7, 1)	0.1		1	0	0	0	0	0	0	0	0	0	0	2	3	0.00	0.000
65 Nate Jones, R ERA: 2.39	(8, 1)	1.0		3	0	0	0	2	0	0	0	0	0	0	9	15	0.00	0.000
30 David Robertson, R ERA: 3.62	(9, 1)	1.0	W	5	1	0	0	2	1	0	0	0	0	0	11	19	0.00	2.000

PITCHER	IP	WLS	BF	H	R	ER	SO	BB	IBB	HBP	BLK	WP	HR	S	P	ERA	WHIP

TOP

Cleveland Indians @ Chicago White Sox

U.S. Cellular Field, Chicago, IL

Thu Sep 15 2016, 2:11 PM - 5:22 PM EDT

Att. 14,190 - Partly Cloudy - 76 F

livebaseballscorecards.com

AB	30
R	1
H	4
RBI	1
BB	5
SO	12
LOB	13

Batter	1	2	3	4	5	6	7	8	9	AB	R	H	RBI	BB	SO	LOB
1 Adam Eaton, L (1, 8) OBP: 0.366, SLG: 0.431	B SI 95 B CH 88 C SI 95 S FF 95 B FF 96 S FF 95 3-3 ① **K**		B FF 94 C FF 93 B FF 93 F FF 94 X FF 94 2-2 ① **G5-3**		B FF 92 1 SAFE B FF 93 F FF 93 X FF 92 2-1 **1-2** **1B**			B FF 93 F CH 86 X FF 95 1-1 ① **F7**		4	0	1	0	0	1	0
12 Tim Anderson, R (1, 6) OBP: 0.302, SLG: 0.410	B SI 96 C SL 78 C FF 95 F FF 95 X SL 80 1-2 ② **G5-3**		S SI 94 C SI 95 F SL 86 C SI 95 0-3 ② **K**		C FF 94 S FF 93 S FF 94 0-3 ② **K**			F FF 94 B CU 82 B FF 95 S CH 85 B CH 85 S CH 85 3-3 ② **K**		4	0	0	0	0	3	2
53 Melky Cabrera, S (1, 7) OBP: 0.347, SLG: 0.441	C FF 95 S CH 88 B FF 96 B CH 90 X CH 89 2-2 21 BB 79 1B **1B**		B SI 94 C CH 88 F FF 94 F CH 89 X SI 94 1-2 ③ **F7**		F FF 93 F FF 93 F FF 94 F FC 88 F FF 93 F FC 89 X FC 89 0-2 ③ **L4**			B FF 96 X FF 95 1-0 **2B**		4	0	2	0	0	0	2
79 José Abreu, R (1, 10) OBP: 0.352, SLG: 0.482	B SL 82 X FF 95 1-0 21 BB **1-2** **1B**			C FF 92 B FF 90 S CH 88 B FF 94 F CH 88 X FF 94 2-2 **HR**		C CU 83 B SI 90 X CU 85 1-1 ① **F9**		I IN 77 I IN 78 I IN 78 I IN 75 4-0 **IBB**		3	1	2	1	1	0	0
21 Todd Frazier, R (1, 3) OBP: 0.297, SLG: 0.449	B FF 95 B SI 95 S SI 96 B FF 96 4-0 **1-2** **2-3** **BB**			F SL 86 F SI 95 B FF 94 B CH 89 F CU 75 F FF 94 F FF 94 F CU 76 F CH 89 2-2 ① **P3** X FF 95		S CU 85 S CU 84 B CU 85 F CU 85 X CU 83 1-2 ② **L7**		C SL 81 B FC 94 C FC 94 S FC 95 1-3 ③ **K**		3	0	0	0	1	1	2
38 Omar Narváez, L (1, 2) OBP: 0.367, SLG: 0.316 28 Leury García, S (9, PR)	B CH 88 S SI 95 B FF 96 F SI 96 B SI 96 F SI 96 X FF 95 3-2 ③ **P5**			C CH 87 B FF 93 X CH 88 1-1 ② **G4-3**	F FF 93 X CH 88 0-1 ③ **G4-3**				B FC 94 C FC 94 X FC 93 1-1 26 S 5 1B **1B**	4 0	0 1	1 0	0 0	0 0	0 0	3 0
26 Avisaíl García, R (1, 9) OBP: 0.308, SLG: 0.385		B SL 86 B SL 84 S SI 94 S SI 95 S SI 96 2-3 ① **K**		C CU 74 C FF 94 B SI 95 F SL 86 F FF 94 F CU 74 F SI 95 X SL 84 1-2 ③ **P3**			B CU 83 S CH 84 B FF 93 F CH 85 F FF 94 X CH 85 2-2 ① **G6-3**		B FC 93 B FC 95 B FC 93 C FC 94 S FC 94 S FC 94 3-3 ① **K** **1-2**	4	0	0	0	0	2	1
5 Yolmer Sánchez, S (1, 5) OBP: 0.224, SLG: 0.265		C FF 95 B FF 94 X SI 89 1-1 ② **P3**			B FF 93 F FF 92 F FC 85 B FF 92 B FC 89 X FF 93 3-2 ① **F8**		S CH 86 B CH 86 S CH 86 X CH 84 1-2 18 G6-4-3 **1B**		C FC 95 B FC 93 C FC 95 F FC 95 X FC 94 1-2 **2-H** **1B**	4	0	2	1	0	0	0
18 Tyler Saladino, R (1, 4) OBP: 0.316, SLG: 0.414		F SI 95 C FF 94 F FF 95 B SI 95 F SL 85 B FF 94 X CU 77 2-2 ③ **G5-3**			C FF 94 F FF 92 F FC 90 B FF 93 F FC 84 B FF 93 B FC 90 X FF 93 3-2 1 1B **1B**		X FF 94 0-0 ② ③ **G6-4-3** **1-2f**			3	0	1	0	0	0	1
Inning Stats	R: 0 E: 0 K: 1 S: 15 H: 2 LOB: 3 BB: 1 P: 29	R: 0 E: 0 K: 1 S: 10 H: 0 LOB: 0 BB: 0 P: 15	R: 0 E: 0 K: 1 S: 11 H: 0 LOB: 0 BB: 0 P: 14	R: 1 E: 0 K: 0 S: 21 H: 1 LOB: 0 BB: 0 P: 27	R: 0 E: 0 K: 1 S: 20 H: 2 LOB: 2 BB: 0 P: 28	R: 0 E: 0 K: 0 S: 8 H: 0 LOB: 0 BB: 0 P: 10	R: 0 E: 0 K: 0 S: 8 H: 1 LOB: 0 BB: 0 P: 11	R: 0 E: 0 K: 2 S: 9 H: 1 LOB: 2 BB: 1 P: 19	R: 1 E: 0 K: 1 S: 9 H: 2 LOB: 1 BB: 0 P: 14	1B: 7 2B: 1 3B: 0 HR: 1	SF: 0 SAC: 0 DP: 1 HBP: 0		WP: 0 PB: 0 SB: 1 CS: 0	PA: 35			

PITCHER	IP	WLS	BF	H	R	ER	SO	BB	IBB	HBP	BLK	WP	HR	S	P	ERA	WHIP
73 Mike Clevinger, R (1, 1) ERA: 4.76	4.0		16	3	1	1	3	1	0	0	0	0	1	57	85	2.25	1.000
51 Shawn Armstrong, R (5, 1) ERA: 2.84	1.0		5	2	0	0	1	0	0	0	0	0	0	20	28	0.00	2.000
53 Jeff Manship, R (6, 1) ERA: 3.46	0.2		2	0	0	0	0	0	0	0	0	0	0	6	8	0.00	0.000
56 Cody Anderson, R (6, 1) ERA: 6.47	2.0		8	2	0	0	1	0	1	0	0	0	0	16	28	0.00	1.000
27 Bryan Shaw, R (8, 1) ERA: 3.23	0.2	L	4	2	1	1	2	0	0	0	0	0	0	12	18	13.50	3.000

PITCHER	IP	WLS	BF	H	R	ER	SO	BB	IBB	HBP	BLK	WP	HR	S	P	ERA	WHIP

BOTTOM

Cleveland Indians @ Chicago White Sox

U.S. Cellular Field, Chicago, IL

Thu Sep 15 2016, 2:11 PM - 5:22 PM EDT

Att. 14,190 - Partly Cloudy - 76 F

livebaseballscorecards.com

AB	33
R	2
H	9
RBI	2
BB	2
SO	7
LOB	11

Detroit Tigers @ Cleveland Indians

Progressive Field, Cleveland, OH

Fri Sep 16 2016, 7:13 PM - 10:41 PM EDT

Att. 29,137 - Partly Cloudy - 75 F

TOP

livebaseballscorecards.com

Batter	1	2	3	4	5	6	7	8	9	AB	R	H	RBI	BB	SO	LOB
3 Ian Kinsler, R (1, 4) OBP: 0.336, SLG: 0.472	B SI 92 B FF 92 B SL 88 C FF 92 F FF 93 S SI 93 3-3 ① K		F SI 92 S CU 82 B CU 82 C CU 83 1-3 ① K		C SL 89 S CU 83 B SL 90 X CU 83 1-2 ② G3		F SL 89 X SL 90 0-1 ① G4-3 2-3		F FF 91 B FF 92 B FF 91 F CH 83 F SI 92 S FF 93 2-3 ③ K	4	0	0	0	0	2	1
33 Steven Moya, L (9, PH) OBP: 0.289, SLG: 0.505										1	0	0	0	0	1	0
4 Cameron Maybin, R (1, 8) OBP: 0.380, SLG: 0.405	C SI 93 T SI 93 B FF 94 C SI 94 1-3 ② K		S SL 88 C CU 82 B SI 93 X SL 89 1-2 ② P4		X CU 82 0-0 ③ P4		C SI 92 F SI 94 T SI 94 0-2 ② K			4	0	0	0	0	2	1
24 Miguel Cabrera, R (1, 3) OBP: 0.381, SLG: 0.542	B SI 93 X SI 94 1-0 ③ F8		C CU 84 C SL 89 S CU 85 0-3 ③ K			C CU 83 B SI 93 B CU 82 B SI 92 F SI 93 B SI 95 4-2 28 F8 41 HBP 8 HR BB	B SL 89 B SI 93 B CU 85 C SL 89 S SL 85 F SI 95 F SL 86 X CU 86 3-2 ③ F9			3	1	0	0	1	1	1
41 Victor Martinez, S (1, 10) OBP: 0.348, SLG: 0.472		F SI 92 X CH 84 0-1 ① G3		B SI 92 C SI 92 X CH 85 1-1 8 BB 1B		C SI 94 H SL 89 1-1 8 HR 1-2 HBP		B FF 93 B FF 92 B FF 92 B FF 91 4-0 15 FC3-6 BB		2	1	1	0	1	0	0
28 J.D. Martinez, R (1, 9) OBP: 0.378, SLG: 0.547		C CU 83 X SL 89 0-1 ② G6-3		S CU 83 B CU 83 B SI 94 S CU 83 C SI 94 2-3 ① K		F SL 89 F SI 93 X SL 86 0-2 ① F8 2-3		B SL 85 B SL 84 C FF 94 S SL 84 S SL 84 2-3 ① K		4	0	0	0	0	2	4
8 Justin Upton, R (1, 7) OBP: 0.299, SLG: 0.431		C SI 93 S FF 93 X FF 93 0-2 HR		C SL 89 D CU 84 C CU 84 F SL 86 B SI 94 B SL 91 F SL 91 B SL 86 4-2 1-2 BB		B SL 89 C SL 90 X SI 93 1-1 1-H 3-H HR		B FF 94 D SL 84 C FF 93 C SL 83 F FF 95 F FF 95 B SL 84 S SL 84 3-3 ② K		3	2	2	4	1	1	1
15 Erick Aybar, S (1, 6) OBP: 0.296, SLG: 0.321		X SI 92 0-0 34 BB 1B	B SI 93 C SL 89 B SI 93 X SL 91 2-1 ② P3			X SL 88 0-0 ② L4		C SL 83 B SL 82 F SL 83 X SI 97 1-2 ③ FC3-6 1-2f		4	0	1	0	0	0	3
34 James McCann, R (1, 2) OBP: 0.276, SLG: 0.358		B SL 88 B SI 93 B SI 93 B FF 93 4-0 1-2 BB	S SL 89 C SI 93 S CU 84 0-3 ③ K			S SL 89 C SI 92 X CU 83 0-2 ③ F8			C SI 91 B SL 84 C SI 92 S FF 92 1-3 ① K	3	0	0	0	1	2	2
17 Andrew Romine, S (1, 5) OBP: 0.325, SLG: 0.329		B SL 90 X SL 90 1-0 ③ G4-3			B SI 93 X SI 92 1-0 ① F7		B SI 90 C SL 88 X SI 92 1-1 3 G4-3 2B		F FF 91 X CH 84 0-1 ② G4-3	4	0	1	0	0	0	2

AB	32
R	4
H	5
RBI	4
BB	4
SO	11
LOB	15

Inning Stats	1	2	3	4	5	6	7	8	9	1B: 2	SF: 0	WP: 0	PA: 37
	R: 0 E: 0 K: 2 S: 7 H: 0 LOB: 0 BB: 0 P: 12	R: 1 E: 0 K: 0 S: 9 H: 2 LOB: 2 BB: 1 P: 14	R: 0 E: 0 K: 2 S: 9 H: 0 LOB: 0 BB: 0 P: 11	R: 0 E: 0 K: 2 S: 14 H: 1 LOB: 2 BB: 1 P: 23	R: 0 E: 0 K: 0 S: 5 H: 0 LOB: 0 BB: 0 P: 7	R: 3 E: 0 K: 0 S: 12 H: 1 LOB: 0 BB: 1 P: 18	R: 0 E: 0 K: 1 S: 12 H: 1 LOB: 1 BB: 0 P: 16	R: 0 E: 0 K: 2 S: 11 H: 0 LOB: 1 BB: 1 P: 21	R: 0 E: 0 K: 2 S: 9 H: 0 LOB: 0 BB: 0 P: 12	2B: 1 3B: 0 HR: 2	SAC: 0 DP: 0 HBP: 1	PB: 0 SB: 0 CS: 0	

PITCHER		IP	WLS	BF	H	R	ER	SO	BB	IBB	HBP	BLK	WP	HR	S	P	ERA	WHIP
28 Corey Kluber, R ERA: 3.12	(1, 1)	7.0	W	30	5	4	4	7	3	0	1	0	0	2	68	101	5.14	1.143
24 Andrew Miller, L ERA: 1.64	(8, 1)	1.0		4	0	0	0	2	1	0	0	0	0	0	11	21	0.00	1.000
61 Dan Otero, R ERA: 1.54	(9, 1)	1.0		3	0	0	0	2	0	0	0	0	0	0	9	12	0.00	0.000

PITCHER	IP	WLS	BF	H	R	ER	SO	BB	IBB	HBP	BLK	WP	HR	S	P	ERA	WHIP

Detroit Tigers @ Cleveland Indians

Progressive Field, Cleveland, OH

Fri Sep 16 2016, 7:13 PM - 10:41 PM EDT

Att. 29,137 - Partly Cloudy - 75 F

livebaseballscorecards.com

BOTTOM

Batter	1	2	3	4	5	6	7	8	9	AB	R	H	RBI	BB	SO	LOB
41 Carlos Santana, S (1, 10) OBP: 0.352, SLG: 0.469	B FF 94 X FF 93 1-0 ① L8	B FC 88 C CH 87 B FF 94 C FF 94 D FC 88 X FF 95 3-2 E2 22 F7 2-H 3-H 1B		B CH 87 X FF 95 1-0 ③ F7		B FC 90 F FF 95 F SI 95 S FF 94 1-3 ② K		B SI 88 X SI 88 1-0 22 2B 11 SF8 1-2 1B		5	1	2	2	0	1	1
22 Jason Kipnis, L (1, 4) OBP: 0.346, SLG: 0.471	B FF 94 C FF 92 B FF 93 F CH 86 X FF 95 2-2 12 1B 26 2B 1B	B FF 94 X CH 86 1-0 ② F7 2-3			B FC 87 F FF 93 B FF 94 B FC 87 B FF 94 4-1 12 G4-3 26 HR BB	C FC 89 C SI 94 B FF 94 F ST 84 B SI 95 D FC 88 X SI 95 3-2 ③ G5-3		D SL 79 F SI 88 F FF 89 F SL 79 X SL 78 1-2 11 SF8 1-3 2-H 2B		4	2	2	1	1	0	2
12 Francisco Lindor, S (1, 6) OBP: 0.359, SLG: 0.446	C FF 94 1 SAFE 1 SAFE B FF 93 X FF 93 1-1 26 S 26 2B 1-3 1B	D FC 88 C FF 94 F CH 86 S FF 94 1-3 ③ K			B FF 94 1 SAFE S FF 93 B FC 84 1 SAFE S FF 94 X FF 95 2-2 ① G4-3 1-2		F FF 96 F SL 82 X FF 98 0-2 ① L7	I IN 68 I IN 72 I IN 73 I IN 74 4-0 IBB		4	1	1	0	1	1	2
26 Mike Napoli, R (1, 3) OBP: 0.344, SLG: 0.496 36 Jesús Aguilar, R (9, 3)	C FF 95 T FC 89 D FC 88 B FF 95 X FF 94 2-2 1-H 3-H 2B		B FC 87 B CH 84 F FF 94 C FC 87 B CH 86 B CH 87 4-2 4 G4-6-3 11 BLK BB		C FF 95 B FF 95 B FF 95 C FF 95 X FF 95 2-2 2-H HR		S SL 83 C FF 98 F SL 86 F SL 88 B FF 97 B SL 86 X SL 87 2-2 11 BLK 11 1B 1B	C FF 93 B FF 90 B FF 93 B FF 91 S SL 84 C SL 85 3-3 ① K		4 0	2 0	3 0	4 0	1 0	1 0	3 0
11 José Ramírez, S (1, 5) OBP: 0.361, SLG: 0.455 9 Erik González, R (9, 5) OBP: 0.182, SLG: 0.100	B FC 88 F FF 93 F CH 85 F FC 87 B FF 93 X FF 93 2-2 ② F9		B SI 94 C FF 95 1 SAFE C FC 88 F FF 94 B FC 87 B CH 86 B FC 88 4-2 4 G4-6-3 1-2 BB		B FC 87 F FC 88 B CH 84 B FC 87 X FF 94 3-1 ② F7		D FF 97 B FF 95 C SL 84 F SL 84 F FF 97 B CH 89 X SL 86 3-2 4 S 1-H 1B	X FF 92 0-0 ② SF8 2-3 3-H		3 0	0 0	1 0	2 0	1 0	0 0	1 0
4 Coco Crisp, S (1, 7) OBP: 0.299, SLG: 0.397 1 Michael Martinez, S (8, 9) OBP: 0.286, SLG: 0.330	X FF 94 0-0 ③ G4-3		B FF 91 B CH 87 B CH 86 C FF 93 X SI 94 3-1 ① ② G4-6-3 1-2f 2-3		F CH 85 B FF 94 B FF 95 F CH 86 T FF 95 2-2 ③ K		C FF 94 B FF 94 B SL 85 B FF 94 C FF 96 C FF 94 3-3 ② K 1-2	X FF 92 0-0 ③ P2		4 1	0 0	0 0	0 0	0 0	2 0	4 2
72 Tyler Naquin, L (1, 8) OBP: 0.373, SLG: 0.543		C FF 94 X FF 94 0-1 55 SH2-3 41 E 35 1B 1B	T FC 88 F FF 94 B FF 93 B FF 93 B FC 87 F FF 95 X CH 87 3-2 ③ F8			F SI 94 S FF 94 F FF 94 X FC 89 0-2 35 2B 55 SF8 1B	S SL 84 X SL 83 0-1 ③ L8			4	2	2	0	0	0	2
35 Abraham Almonte, S (1, 9) OBP: 0.301, SLG: 0.423 (8, 7) 20 Rajai Davis, R (8, PR) OBP: 0.314, SLG: 0.407 (9, 7)		B CH 85 1 SAFE T CH 86 B FF 94 B FF 94 X CH 86 3-1 55 SH2-3 41 E 1-2 1B		F FF 93 C FC 85 B FC 85 C FF 95 1-3 ① K		1 SAFE F SI 94 1 SAFE C FF 95 D FC 87 X ST 82 1-2 55 E 1-3 2B		C CH 86 S CU 79 B SI 88 B SI 89 F CH 81 B SI 88 F SI 88 B CH 87 4-2 55 E 55 S 55 1B BB		3 0	1 1	2 0	0 0	1 0	1 0	0 0
55 Roberto Pérez, R (1, 2) OBP: 0.282, SLG: 0.291		X SI 93 0-0 ① SH2-3 1-2 2-3		C FC 87 X FF 94 0-1 ② F9		F SI 94 D FC 89 X FC 89 1-1 ① SF8 2-3 3-H		B CH 87 1 SAFE 1 SAFE 1 SAFE S CH 79 D CH 80 F SI 88 B SI 88 X CH 81 3-2 41 1B 22 2B 1-H 1B		2	1	1	2	0	0	0
Inning Stats	R: 2 E: 0 K: 0 S: 14 H: 3 LOB: 1 BB: 0 P: 22	R: 2 E: 1 K: 1 S: 12 H: 3 LOB: 1 BB: 0 P: 20	R: 0 E: 0 K: 0 S: 11 H: 0 LOB: 1 BB: 2 P: 25	R: 0 E: 0 K: 1 S: 6 H: 0 LOB: 0 BB: 0 P: 8	R: 2 E: 0 K: 1 S: 12 H: 1 LOB: 0 BB: 1 P: 25	R: 1 E: 1 K: 1 S: 16 H: 2 LOB: 1 BB: 0 P: 22	R: 1 E: 0 K: 1 S: 17 H: 2 LOB: 1 BB: 0 P: 25	R: 3 E: 0 K: 1 S: 17 H: 3 LOB: 2 BB: 2 P: 33		1B: 10 2B: 3 3B: 0 HR: 1 SF: 2 SAC: 1 DP: 1 HBP: 0					

	AB	34
	R	11
	H	14
	RBI	11
	BB	5
	SO	6
	LOB	17

WP: 0 PA: 42
PB: 0
SB: 3
CS: 0

PITCHER		IP	WLS	BF	H	R	ER	SO	BB	IBB	HBP	BLK	WP	HR	S	P	ERA	WHIP
32 Michael Fulmer, R ERA: 3.03	(1, 1)	5.0	L	24	7	6	6	3	3	0	0	1	0	1	55	100	10.80	2.000
61 Shane Greene, R ERA: 5.5	(6, 1)	1.0		5	2	1	1	1	0	0	0	0	0	0	16	22	9.00	2.000
43 Bruce Rondón, R ERA: 3.23	(7, 1)	1.0		5	2	1	1	1	0	0	0	1	0	0	17	25	9.00	2.000
46 Joe Mantiply, L ERA: 16.88	(8, 1)	0.0		5	3	3	3	0	1	1	0	0	0	0	12	25	∞	∞
21 Mark Lowe, R ERA: 7.14	(8, 1)	1.0		3	0	0	0	1	0	0	0	0	0	0	5	8	0.00	0.000

PITCHER	IP	WLS	BF	H	R	ER	SO	BB	IBB	HBP	BLK	WP	HR	S	P	ERA	WHIP

Batter	1	2	3	4	5	6	7	8	9	10	AB	R	H	RBI	BB	SO	LOB
3 Ian Kinsler, R (1, 4) OBP: 0.335, SLG: 0.471	B FF 94 X FF 95 1-0 4 G4-6-3 1B	C FF 92 B FC 90 F CU 82 B CH 85 X CH 86 2-2 ② G6-3	C SI 91 C SI 92 B CU 82 D SI 92 B SI 92 X SI 90 3-2 ① G6-3 1-3	B FF 94 C KC 85 B FF 95 C FF 95 X FF 95 2-2 ② G5-3		4	0	1	0	0	0	1
4 Cameron Maybin, R (1, 8) OBP: 0.375, SLG: 0.400	1 SAFE C SI 89 B SI 90 B CU 83 X FF 90 2-1 ①② G4-6-3 1-2f	C CH 84 F FF 93 C FF 94 0-3 ③ K	X SI 92 0-0 ② P4	S KC 85 B FF 94 X FF 94 1-1 ③ G4-3		4	0	0	0	0	1	2
24 Miguel Cabrera, R (1, 3) OBP: 0.384, SLG: 0.545	B SI 89 B CU 85 B SI 90 C SI 92 X SI 90 3-1 2B	C FF 92 X CU 82 0-1 41 G1-6-3 1B	D SI 93 D SI 93 I IN 56 I IN 53 4-0 IBB	C FF 94 S SL 85 B FF 96 F FF 96 F FF 95 B FF 95 B SL 86 S SL 84 3-3 ① K		3	0	2	0	1	1	0
41 Victor Martinez, S (1, 10) OBP: 0.347, SLG: 0.469	F SI 89 B SI 91 B SI 91 B CU 83 F CU 83 B SI 90 4-2 28 FC5-4 BB	X FF 93 0-0 ①② G1-6-3 1-2f	C SI 92 D SI 93 B SI 92 F SI 91 S SI 91 2-3 ③ K	C FF 93 B FF 96 C SL 82 B SL 85 X SL 86 2-2 ② G3-1		3	0	0	0	1	1	3
28 J.D. Martinez, R (1, 9) OBP: 0.379, SLG: 0.545	X CU 83 0-0 ③ FC5-4 1-2f	B FF 93 B CH 85 B CH 86 C FF 92 S CH 85 F FF 93 X CH 85 3-2 ③ G5-3		C FC 93 B FC 92 S FC 93 F SL 79 F FC 94 F FC 93 B FC 92 B SL 81 B SL 81 4-2 BB	B SL 82 S FF 94 X SL 85 1-1 1B	3	0	1	0	1	0	2
8 Justin Upton, R (1, 7) OBP: 0.297, SLG: 0.428		B CU 83 B CU 83 B SI 90 C SI 90 F SI 90 S CU 83 3-3 ① K	B FF 91 F SI 93 B SI 94 B FF 94 X FF 93 3-1 ① F7	C FC 93 B FC 94 X FC 93 1-1 ① L8		B SL 85 C SL 84 C SI 95 D SL 84 B SL 84 X FF 94 3-2 ③ L9		4	0	0	0	1	2
39 Jarrod Saltalamacchia, S (1, 2) OBP: 0.295, SLG: 0.369										F SL 85 C FF 94 C FF 94 0-3 ① K	3	0	0	0	0	2	1
31 Casey McGehee, R (10, PH) OBP: 0.260, SLG: 0.239 (10, 5)		C FF 89 C SL 80 B FF 90 B FF 90 F FF 89 F SL 79 S FF 90 2-3 ② K	C FF 93 F FF 94 B FF 94 X CU 82 1-2 ② F8	1 SAFE B FC 94 B FC 91 F FC 92 C FC 94 F FC 93 S FC 93 2-3 ② K							1	0	0	0	0	1	0
17 Andrew Romine, S (1, 5) OBP: 0.319, SLG: 0.322		B FF 90 S FF 89 X FF 90 1-1 ③ L4	X FF 92 0-0 ③ F8	C FC 92 F FC 93 S FC 94 0-3 ③ K		C FF 95 B FF 94 B FF 94 S SL 84 C FF 95 2-3 ② K		3	0	0	0	1	1
34 James McCann, R (10, PH) OBP: 0.275, SLG: 0.357 (10, 2)											1	0	0	0	0	1	0
1 Jose Iglesias, R (1, 6) OBP: 0.298, SLG: 0.322			B FF 94 S FF 93 F CH 86 B CH 84 B FF 93 X FF 93 3-2 ① G6-3	C SI 91 B SI 93 B SI 92 B SI 91 H SI 91 4-1 3 G6-3 3 S HBP		B FF 93 C FF 94 F KC 84 F FF 94 T FF 95 1-2 ① K		B SL 82 S FF 93 B FF 92 C SL 85 X SL 85 2-2 ③ G1-3		3	0	0	0	0	1	0
Inning Stats	R: 0 E: 0 K: 0 S: 8 H: 2 LOB: 2 BB: 1 P: 18	R: 0 E: 0 K: 2 S: 10 H: 0 LOB: 0 BB: 0 P: 16	R: 0 E: 0 K: 1 S: 9 H: 0 LOB: 0 BB: 0 P: 14	R: 0 E: 0 K: 0 S: 7 H: 1 LOB: 0 BB: 0 P: 10	R: 0 E: 0 K: 0 S: 6 H: 0 LOB: 0 BB: 0 P: 10	R: 0 E: 0 K: 1 S: 8 H: 0 LOB: 2 BB: 1 P: 21	R: 0 E: 0 K: 2 S: 14 H: 0 LOB: 1 BB: 1 P: 21	R: 0 E: 0 K: 1 S: 9 H: 0 LOB: 0 BB: 0 P: 13	R: 0 E: 0 K: 1 S: 13 H: 1 LOB: 1 BB: 0 P: 22	R: 0 E: 0 K: 2 S: 9 H: 0 LOB: 0 BB: 0 P: 13	1B: 3 2B: 1 3B: 0 HR: 0	SF: 0 SAC: 0 DP: 2 HBP: 1	WP: 0 PB: 0 SB: 1 CS: 0	PA: 36				

TOP

Detroit Tigers @ Cleveland Indians

Progressive Field, Cleveland, OH

Sat Sep 17 2016, 4:21 PM - 8:13 PM EDT

Att. 26,654 - Overcast - 79 F

livebaseballscorecards.com

AB	32
R	0
H	4
RBI	0
BB	3
SO	10
LOB	12

PITCHER		IP	WLS	BF	H	R	ER	SO	BB	IBB	HBP	BLK	WP	HR	S	P	ERA	WHIP
59 Carlos Carrasco, R ERA: 3.32	(1, 1)	0.0		1	1	0	0	0	0	0	0	0	0	0	1	2	∞	∞
53 Jeff Manship, R ERA: 3.35	(1, 1)	1.1		5	1	0	0	1	1	0	0	0	0	0	10	22	0.00	1.500
57 Kyle Crockett, L ERA: 5.17	(2, 1)	0.2		2	0	0	0	1	0	0	0	0	0	0	7	10	0.00	0.000
56 Cody Anderson, R ERA: 6.24	(3, 1)	2.0		6	1	0	0	1	0	0	0	0	0	0	16	24	0.00	0.500
34 Zach McAllister, R ERA: 3.8	(5, 1)	1.0		3	0	0	0	0	0	0	0	0	0	0	6	10	0.00	0.000
66 Perci Garner, R ERA: 3.68	(6, 1)	1.0		5	0	0	0	1	0	1	1	0	0	0	8	21	0.00	0.000
27 Bryan Shaw, R ERA: 3.18	(7, 1)	1.0		4	0	0	0	2	1	0	0	0	0	0	14	21	0.00	1.000
37 Cody Allen, R ERA: 2.61	(8, 1)	1.0		3	0	0	0	1	0	0	0	0	0	0	9	13	0.00	0.000
24 Andrew Miller, L ERA: 1.59	(9, 1)	2.0	W	7	1	0	0	3	0	0	0	0	0	0	22	35	0.00	0.500

Detroit Tigers @ Cleveland Indians

Progressive Field, Cleveland, OH

Sat Sep 17 2016, 4:21 PM - 8:13 PM EDT

Att. 26,654 - Overcast - 79 F

livebaseballscorecards.com

Batter	1	2	3	4	5	6	7	8	9	10	AB	R	H	RBI	BB	SO	LOB
41 Carlos Santana, S (1, 10) OBP: 0.354, SLG: 0.467	X FF 91 0-0 ① G3		B FF 92 C FF 94 B SL 89 C FF 93 B CH 87 B SL 90 4-2 12 BB BB		S FF 93 F FF 94 C CU 81 0-3 ③ K			C FF 92 B FF 91 F FF 91 B SL 89 B SL 88 F FF 93 B SI 92 4-2 22 2B BB		B SI 94 B SI 94 B FC 90 B SI 94 4-0 22 FC2-6 BB	2	0	0	0	3	1	0
22 Jason Kipnis, L (1, 4) OBP: 0.347, SLG: 0.473	C FF 90 F FF 92 F FF 93 F CU 80 B SL 90 S SL 91 1-3 ② K		C FF 94 1 SAFE X FF 92 0-1 ② L8			C FF 92 F SL 88 F SL 89 X FF 94 0-2 1B		B SI 93 1 SAFE X FF 92 1-0 1-3 2B		L FF 95 X FC 92 0-1 ① FC2-6 12 S 12 WP 11 1B 1-2f	5	1	2	0	0	1	2
12 Francisco Lindor, S (1, 6) OBP: 0.359, SLG: 0.443	C FF 92 B FF 92 F FF 93 F FF 95 B CH 88 B FF 95 X FF 94 3-2 ③ F8		1 SAFE 1 SAFE 1 SAFE B FF 93 B FF 93 B FF 93 B FF 93 4-0 1-2 BB			1 SAFE X CU 78 0-0 ① L6		F SL 88 S SL 88 F SL 88 B SI 92 S SL 88 1-3 ② K		C SI 95 B FC 91 1 SAFE F SI 95 1 SAFE B SI 95 F FC 92 B FF 93 B FF 95 4-2 11 1B 26 IBB 1-3 BB	3	0	0	0	2	1	3
26 Mike Napoli, R (1, 3) OBP: 0.344, SLG: 0.493		C FF 92 B FF 92 B FF 93 B FF 94 C FF 93 B FF 94 4-2 4 SH1-3 11 BB BB	B FF 93 F FF 95 F FF 95 B SL 91 B FF 97 S SL 90 3-3 ③ K			1 SAFE B FF 93 F FF 93 B FF 93 S FF 94 F CH 86 1 SAFE B CU 81 S FF 95 3-3 ② K		B SL 88 D SI 92 C SL 88 S FF 92 C FF 92 2-3 ③ K		I IN 58 I IN 54 I IN 52 I 4-0 11 1B 1-2 IBB	3	0	0	0	2	3	5
11 José Ramírez, S (1, 5) OBP: 0.361, SLG: 0.454		1 SAFE B FF 92 B FF 94 1 SAFE B FF 93 B FF 94 4-0 4 SH1-3 1-2 BB		F FF 92 X FF 93 0-1 ① F7		1 SAFE B CU 78 B FF 94 F FF 95 T FF 94 X SL 90 2-2 ③ P3			B FF 93 C FF 94 X FF 94 1-1 ① L9	C SI 92 F FF 92 B SI 95 B SI 94 F SI 94 X FC 91 2-2 1-2 2-3 3-H 1B	4	0	1	1	1	0	1
4 Coco Crisp, S (1, 7) OBP: 0.297, SLG: 0.394		X FF 94 0-0 ① SH1-3 1-2 2-3		F FF 92 C CH 86 B CH 87 F SL 90 X SL 90 1-2 ② G4-3			B FF 92 F CH 84 X CH 85 1-1 ① L9		B FF 94 C FF 95 B FF 94 S SL 84 X FF 96 2-2 ② L8		3	0	0	0	0	0	0
72 Tyler Naquin, L (1, 8) OBP: 0.372, SLG: 0.539 20 Rajai Davis, R (9, PR) OBP: 0.314, SLG: 0.407 (10, 8)		S FF 95 S FF 95 S FF 96 0-3 ② K		B FF 94 B FF 93 S FF 92 S FF 94 S FF 95 2-3 ③ K			C FF 94 F FF 95 F FF 95 S FF 96 0-3 ② K		X FF 94 0-0 6 S 35 S 1B	4 0	0 0	1 0	0 0	0 0	3 0	2 0
35 Abraham Almonte, S (1, 9) OBP: 0.299, SLG: 0.416		C SL 89 F FF 96 X FF 92 0-2 ③ P5			F FF 92 B CU 77 X SL 88 1-1 ① F8		S CU 79 C CU 80 B CU 80 F CU 81 B SL 88 F FF 95 X CU 79 2-2 ③ P4		S SL 85 B SL 85 I IN 73 I IN 74 I IN 73 4-1 6 S 1-2 IBB	3	0	0	0	1	0	2
55 Roberto Pérez, R (1, 2) OBP: 0.276, SLG: 0.285 8 Lonnie Chisenhall, L (9, PH) OBP: 0.338, SLG: 0.458 6 Brandon Guyer, R (9, PH) OBP: 0.366, SLG: 0.419 38 Chris Gimenez, R (10, 2) OBP: 0.278, SLG: 0.341			S FF 92 X FF 92 0-1 ① G6-3		B FF 93 C CU 79 B SL 90 B CU 80 S FF 93 X FF 95 3-2 ② F8			F FF 92 C FF 91 B SL 88 B FC 92 B FF 92 S SL 88 3-3 ① K	C SI 91 F FF 91 B FC 91 F FF 96 B SI 96 X FC 91 2-2 ③ G5-3 1-2 2-3	3 0 1 0	0 0 0 0	0 0 0 0	0 0 0 0	1 0 0 0	0 0 0 0	0 0 2 0
Inning Stats	R: 0 H: 0 E: 0 LOB: 0 K: 1 BB: 0 S: 10 P: 14	R: 0 H: 0 E: 0 LOB: 2 K: 1 BB: 2 S: 9 P: 17	R: 0 H: 0 E: 0 LOB: 2 K: 1 BB: 2 S: 9 P: 20	R: 0 H: 0 E: 0 LOB: 0 K: 1 BB: 0 S: 9 P: 12	R: 0 H: 0 E: 0 LOB: 0 K: 1 BB: 0 S: 8 P: 12	R: 0 H: 1 E: 0 LOB: 1 K: 1 BB: 0 S: 12 P: 17	R: 0 H: 0 E: 0 LOB: 0 K: 1 BB: 0 S: 11 P: 14	R: 0 H: 1 E: 0 LOB: 2 K: 3 BB: 1 S: 14 P: 25	R: 0 H: 1 E: 0 LOB: 3 K: 0 BB: 1 S: 11 P: 20	R: 1 H: 1 E: 0 LOB: 3 K: 0 BB: 3 S: 9 P: 23	1B: 3 2B: 1 3B: 0 HR: 0	SF: 0 SAC: 1 DP: 0 HBP: 0					

BOTTOM

AB	31
R	1
H	4
RBI	1
BB	9
SO	10
LOB	17

WP: 1 PA: 41
PB: 0
SB: 4
CS: 0

PITCHER		IP	WLS	BF	H	R	ER	SO	BB	IBB	HBP	BLK	WP	HR	S	P	ERA	WHIP
35 Justin Verlander, R ERA: 3.22	(1, 1)	7.0		26	1	0	0	7	4	0	0	0	0	0	68	106	0.00	0.714
30 Alex Wilson, R ERA: 2.82	(8, 1)	1.0		5	1	0	0	3	1	0	0	0	0	0	14	25	0.00	2.000
43 Bruce Rondón, R ERA: 3.16	(9, 1)	0.2		4	1	0	0	0	0	1	0	0	0	0	7	14	0.00	1.500
38 Justin Wilson, L ERA: 4.28	(9, 1)	0.2	L	6	1	1	1	0	2	1	0	0	1	0	13	29	13.50	4.500

PITCHER		IP	WLS	BF	H	R	ER	SO	BB	IBB	HBP	BLK	WP	HR	S	P	ERA	WHIP

Detroit Tigers @ Cleveland Indians

Progressive Field, Cleveland, OH

Sun Sep 18 2016, 1:12 PM - 4:49 PM EDT

Att. 21,382 - Partly Cloudy - 75 F

livebaseballscorecards.com

Batter	1	2	3	4	5	6	7	8	9	AB	R	H	RBI	BB	SO	LOB
3 Ian Kinsler, R (1, 4) OBP: 0.335, SLG: 0.469	G5-3		HBP	P3		K2-3		L7		2	1	0	0	0	0	1
17 Andrew Romine, S (6, PH) OBP: 0.315, SLG: 0.318 (6, 5)										2	0	0	0	0	1	1
4 Cameron Maybin, R (1, 8) OBP: 0.382, SLG: 0.403	1B		BB	G6-4-3		BB			BB	3	2	2	0	2	0	1
24 Miguel Cabrera, R (1, 3) OBP: 0.387, SLG: 0.545	HBP		1B		G6-3	BB			BB	2	2	1	0	2	0	0
41 Victor Martinez, S (1, 10) OBP: 0.346, SLG: 0.466	G4-6-3		HBP		G4-3	G4-1			K	4	0	0	1	0	1	6
28 J.D. Martinez, R (1, 9) OBP: 0.381, SLG: 0.555		1B	K		2B		K		HR	5	2	3	3	0	2	3
8 Justin Upton, R (1, 7) OBP: 0.298, SLG: 0.432		L5	K		HR		F9		BB	4	1	1	2	1	1	4
15 Erick Aybar, S (1, 5) OBP: 0.297, SLG: 0.322 (6, 4)		1B	1B		K		G3		G4-3	5	0	2	2	0	1	1
34 James McCann, R (1, 2) OBP: 0.274, SLG: 0.358		K	G4-3			SH2-3		P3	L7	5	1	1	0	0	1	5
1 Jose Iglesias, R (1, 6) OBP: 0.298, SLG: 0.322		L1		G6-4-3		SH2-3		L9		3	0	1	0	0	0	2
Inning Stats	R: 0 E: 0 K: 0 S: 5 H: 1 LOB: 1 BB: 0 P: 9	R: 0 E: 0 K: 1 S: 12 H: 2 LOB: 2 BB: 0 P: 12	R: 3 E: 0 K: 2 S: 16 H: 2 LOB: 2 BB: 1 P: 33	R: 0 E: 0 K: 0 S: 5 H: 1 LOB: 0 BB: 0 P: 7	R: 2 E: 0 K: 1 S: 14 H: 2 LOB: 0 BB: 0 P: 20	R: 1 E: 0 K: 1 S: 18 H: 2 LOB: 2 BB: 1 P: 27	R: 0 E: 0 K: 1 S: 7 H: 0 LOB: 0 BB: 0 P: 11	R: 0 E: 0 K: 0 S: 7 H: 0 LOB: 0 BB: 0 P: 11	R: 3 E: 0 K: 1 S: 14 H: 1 LOB: 1 BB: 3 P: 29	1B: 7 2B: 2 3B: 0 HR: 2 SF: 0 SAC: 1 DP: 2 HBP: 3							

AB	35
R	9
H	11
RBI	8
BB	5
SO	7
LOB	24

WP: 1 PB: 0 SB: 0 CS: 0 PA: 44

PITCHER	IP	WLS	BF	H	R	ER	SO	BB	IBB	HBP	BLK	WP	HR	S	P	ERA	WHIP
47 Trevor Bauer, R (1, 1) ERA: 4.24	5.2	L	30	10	6	6	5	2	0	3	0	1	1	65	101	9.53	2.118
51 Shawn Armstrong, R (6, 1) ERA: 2.35	1.1		4	0	0	0	1	0	0	0	0	0	0	12	18	0.00	0.000
34 Zach McAllister, R (8, 1) ERA: 3.72	1.0		3	0	0	0	0	0	0	0	0	0	0	7	11	0.00	0.000
65 Joe Colón, R (9, 1) ERA: 5.87	0.1		4	1	3	3	1	2	0	0	0	0	1	6	14	81.00	9.000
49 Austin Adams, R (9, 1) ERA: 7.41	0.2		3	0	0	0	0	1	0	0	0	0	0	8	15	0.00	1.500

Detroit Tigers @ Cleveland Indians

Progressive Field, Cleveland, OH

Sun Sep 18 2016, 1:12 PM - 4:49 PM EDT

Att. 21,382 - Partly Cloudy - 75 F

livebaseballscorecards.com

BOTTOM

Batter	1	2	3	4	5	6	7	8	9	AB	R	H	RBI	BB	SO	LOB
20 Rajai Davis, R (1, 8) OBP: 0.314, SLG: 0.404	B FF 92 B FF 93 C FF 91 X CH 85 2-1 ① G5-3		B FF 92 B CH 88 F FF 94 B FF 94 X FF 93 3-1 ① F8		F FF 92 S CH 85 B FF 94 D SL 88 F CH 86 B FF 94 F FF 90 B CH 84 4-2 22 E 12 SF9 1-2 BB		C ST 82 B SI 95 X FC 89 1-1 ② G5-3			3	1	0	0	1	0	0
22 Jason Kipnis, L (1, 4) OBP: 0.344, SLG: 0.469	C FF 93 X FF 92 0-1 ② F8		C FF 95 B FF 90 B CH 90 F FF 93 B CU 76 S SL 87 3-3 ② K		B CU 76 C FF 92 B FF 94 X SL 87 2-1 FC4 26 FC6-4 1-3 2-H		F SI 94 B ST 84 S ST 82 S FC 90 1-3 ③ K			4	0	0	0	0	2	1
12 Francisco Lindor, S (1, 6) OBP: 0.357, SLG: 0.441	C FF 94 B FF 92 B SL 88 S FF 94 B FF 94 F FF 94 X CH 88 3-2 ③ L7		B FF 94 T FF 94 F FF 95 B FF 95 S FF 95 2-3 ③ K		B FF 93 X FF 93 1-0 ② SF9 3-H			B SI 93 C ST 80 B FF 94 T FC 89 X SI 96 2-2 ① L7		3	0	0	1	0	1	0
26 Mike Napoli, R (1, 10) OBP: 0.342, SLG: 0.489		C CH 85 F FF 93 B SL 89 B SL 88 F CH 86 S FF 95 2-3 ① K		B CU 74 B CH 87 F FF 94 T CH 86 S CH 87 2-3 ① K	B FF 92 B CH 86 C CH 87 S FF 94 X FF 95 2-2 ③ FC6-4 1-2f			B ST 83 C FC 88 C FF 95 X ST 83 1-2 ② F7		4	0	0	0	0	2	1
41 Carlos Santana, S (1, 3) OBP: 0.355, SLG: 0.475		B CH 88 F FF 94 X FF 94 1-1 6 E 2B		B FF 94 F CH 87 C CU 76 B CH 88 B CH 87 S FF 94 3-3 ② K		S SI 91 X SI 91 0-1 HR		B FF 90 C FF 90 X FF 90 1-1 ③ P6		4	2	2	1	0	1	0
11 José Ramírez, S (1, 5) OBP: 0.362, SLG: 0.454		D CU 77 B FF 94 C FF 93 X FF 94 2-1 ② L8		S FF 95 B FF 94 X SL 88 1-1 1B		B CU 81 C SI 91 B FC 91 F SL 86 F FF 91 X CU 81 2-2 6 F9 1B			C SI 89 B FF 89 X FF 89 1-1 ① G6-3	4	0	2	0	0	0	1
6 Brandon Guyer, R (1, 7) OBP: 0.366, SLG: 0.418 8 Lonnie Chisenhall, L (9, PH) OBP: 0.337, SLG: 0.457		C FF 94 D FF 89 S CH 88 B FF 94 X FF 94 2-2 E8 35 1B 2-H 1B		C FF 94 1 SAFE 1 SAFE 1 SAFE B FF 94 X CH 85 1-1 ③ G1-3		B SL 86 1 SAFE C FC 91 B FF 91 F SL 86 B SI 91 F SL 86 F FF 92 X FF 91 3-2 ①② F9 1-2			F FF 89 X CU 75 0-1 ② G4-3	3 1	1 0	1 0	1 0	0 0	0 0	2 0
35 Abraham Almonte, S (1, 9) OBP: 0.298, SLG: 0.412		D CH 88 D CH 87 F FF 92 X CH 86 2-1 38 S 2-H 1B			X FF 92 0-0 ① F9	X SI 91 0-0 ③ F8			C SI 88 C FF 88 S CH 83 0-3 ③ K2-3	4	0	1	1	0	1	0
38 Chris Gimenez, R (1, 2) OBP: 0.281, SLG: 0.343 4 Coco Crisp, S (7, PH) OBP: 0.296, SLG: 0.393 45 Adam Moore, R (8, 2)		1 SAFE C CH 86 F FF 94 B FF 94 1 SAFE B CH 88 S SL 89 2-3 ③ K 1-2			B FF 93 C CH 84 C FF 94 B CU 77 X FF 94 2-2 22 FC4 20 BB 22 E 1B		C ST 81 F SI 93 B SI 94 F FF 95 S FC 88 1-3 ① K			2 1 0	1 0 0	1 0 0	0 0 0	0 0 0	1 1 0	1 0 0

Inning Stats	1	2	3	4	5	6	7	8	9
	R: 0 E: 0 K: 0 S: 8 H: 0 LOB: 0 BB: 0 P: 13	R: 2 E: 1 K: 2 S: 16 H: 3 LOB: 1 BB: 0 P: 27	R: 0 E: 0 K: 2 S: 8 H: 0 LOB: 0 BB: 0 P: 16	R: 0 E: 0 K: 2 S: 10 H: 1 LOB: 1 BB: 0 P: 17	R: 2 E: 1 K: 0 S: 14 H: 1 LOB: 1 BB: 1 P: 25	R: 1 E: 0 K: 0 S: 12 H: 2 LOB: 0 BB: 0 P: 17	R: 0 E: 0 K: 2 S: 9 H: 0 LOB: 0 BB: 0 P: 12	R: 0 E: 0 K: 0 S: 8 H: 0 LOB: 0 BB: 0 P: 12	R: 0 E: 0 K: 1 S: 7 H: 0 LOB: 0 BB: 0 P: 8

1B: 5	SF: 1
2B: 1	SAC: 0
3B: 0	DP: 0
HR: 1	HBP: 0
WP: 0	PA: 35
PB: 0	
SB: 1	
CS: 0	

AB	33
R	5
H	7
RBI	4
BB	1
SO	9
LOB	6

PITCHER		IP	WLS	BF	H	R	ER	SO	BB	IBB	HBP	BLK	WP	HR	S	P	ERA	WHIP
44 Daniel Norris, L ERA: 3.63	(1, 1)	5.0	W	22	5	4	1	6	1	0	0	0	0	0	56	98	1.80	1.200
30 Alex Wilson, R ERA: 2.91	(6, 1)	1.0	H	4	2	1	1	0	0	0	0	0	0	1	12	17	9.00	2.000
61 Shane Greene, R ERA: 5.34	(7, 1)	1.2	H	5	0	0	0	2	0	0	0	0	0	0	15	21	0.00	0.000
57 Francisco Rodríguez, R ERA: 2.59	(8, 1)	1.1	S	4	0	0	0	1	0	0	0	0	0	0	9	11	0.00	0.000

PITCHER	IP	WLS	BF	H	R	ER	SO	BB	IBB	HBP	BLK	WP	HR	S	P	ERA	WHIP

Batter	1	2	3	4	5	6	7	8	9	AB	R	H	RBI	BB	SO	LOB
1 Jarrod Dyson, L (1, 8) OBP: 0.329, SLG: 0.360 24 Christian Colón, R (8, PH) OBP: 0.294, SLG: 0.293 (8, 5)	X CH 85 0-0 G5-3			C SI 86 B CU 74 X FC 85 1-1 P6		1 SAFE X CH 85 0-0 SH5-3 1-2		B FF 93 C SL 83 F SL 84 F FF 96 B SL 85 C FF 97 2-3 K 1-3		2 0 0 0 0 0 0 1 0 0 0 0 1 1						
15 Whit Merrifield, R (1, 4) OBP: 0.321, SLG: 0.391	C SI 88 B FF 88 C CU 74 S SI 89 1-3 K			F CU 74 B CU 75 B SI 87 X FC 85 2-1 G5-3		F FC 84 B SI 87 D CU 75 S FF 86 B FF 87 X FF 86 3-2 G6-3 2-3		C SL 86 B FF 95 B SL 86 F SL 85 F SL 85 B FF 96 F FF 95 C FF 96 3-3 K		4 0 0 0 0 2 3						
35 Eric Hosmer, L (1, 3) OBP: 0.333, SLG: 0.436	C CU 74 B CU 75 B SI 89 B FF 88 X FF 89 3-1 P2			C FC 86 F CH 83 B CU 76 B CU 75 B FF 87 X CU 75 3-2 G6-3		C FF 87 B FF 87 X FC 85 1-1 F9			X SL 81 0-0 F7	4 0 0 0 0 0 1						
25 Kendrys Morales, S (1, 10) OBP: 0.329, SLG: 0.471		X CH 85 0-0 1B			B FC 86 X CH 81 1-0 G5-3		B FC 85 B CH 82 F FC 85 X CH 82 2-1 G4-3		B SL 84 C SL 84 S SL 84 X FF 96 1-2 L8	4 0 1 0 0 0 0						
13 Salvador Perez, R (1, 2) OBP: 0.287, SLG: 0.435		C SI 88 X SI 87 0-1 G6-3			C SI 88 S CU 75 B SI 88 B FF 89 F SI 88 X CU 76 2-2 4 E 2B		X SI 88 0-0 G5-3		F FF 94 F FF 95 F SI 96 B SL 84 S SL 84 1-3 K	4 1 1 0 0 1 0						
4 Alex Gordon, L (1, 7) OBP: 0.313, SLG: 0.380		B FF 86 B CU 74 F FF 87 B FF 88 F FF 86 C SI 88 3-3 K			B SI 86 B CU 73 X SI 86 2-0 E7 2-H 1B		C CU 74 B FC 85 S CU 74 B FF 88 B FC 85 X CU 75 3-2 3B			3 0 2 1 0 1 0						
16 Paulo Orlando, R (1, 9) OBP: 0.320, SLG: 0.396			C FC 84 X SI 87 0-1 G5-3		B FC 85 C FC 84 B FF 87 S FC 84 F FC 86 S FF 87 2-3 K		B FC 94 C FC 94 X FC 94 1-1 L9			3 0 0 0 0 1 2						
2 Alcides Escobar, R (1, 6) OBP: 0.301, SLG: 0.358			F SI 87 C SI 88 B SI 87 B SI 88 X SI 88 2-2 G6-3		X FC 85 0-0 G4-3			B FC 93 F FC 94 F FC 93 X FC 93 1-2 G5-3		3 0 0 0 0 0 1						
19 Cheslor Cuthbert, R (1, 5) OBP: 0.315, SLG: 0.410 0 Terrance Gore, R (8, PR) 14 Billy Burns, S (8, 8) OBP: 0.277, SLG: 0.303			B CU 74 C CU 74 F CU 75 X FF 87 1-2 G6-3			C FC 83 X CU 73 0-1 15 G6-3 1 SH5-3 1B		C FC 95 S FC 95 B FC 94 B SL 81 X FC 94 2-2 24 WP 24 S 1B		3 0 2 0 0 0 0 0 0 0 0 0 0 0 0 0 0 0 0 0 0						
Inning Stats	R: 0 E: 0 K: 1 S: 6 H: 0 LOB: 0 BB: 0 P: 10	R: 0 E: 0 K: 1 S: 6 H: 1 LOB: 0 BB: 0 P: 9	R: 0 E: 0 K: 0 S: 8 H: 0 LOB: 0 BB: 0 P: 11	R: 0 E: 0 K: 0 S: 7 H: 0 LOB: 0 BB: 0 P: 13	R: 1 E: 1 K: 1 S: 11 H: 2 LOB: 1 BB: 0 P: 18	R: 0 E: 0 K: 0 S: 8 H: 1 LOB: 1 BB: 0 P: 12	R: 0 E: 0 K: 0 S: 8 H: 1 LOB: 1 BB: 0 P: 14	R: 0 E: 0 K: 2 S: 15 H: 1 LOB: 2 BB: 0 P: 23	R: 0 E: 0 K: 1 S: 8 H: 0 LOB: 0 BB: 0 P: 10	1B: 4 2B: 1 3B: 1 HR: 0 SF: 0 SAC: 1 DP: 0 HBP: 0						

PITCHER		IP	WLS	BF	H	R	ER	SO	BB	IBB	HBP	BLK	WP	HR	S	P	ERA	WHIP
43 Josh Tomlin, R ERA: 4.61	(1, 1)	6.2		24	5	1	1	3	0	0	0	0	0	0	52	84	1.35	0.750
27 Bryan Shaw, R ERA: 3.14	(7, 1)	0.2		3	1	0	0	0	0	0	0	0	0	0	8	12	0.00	1.500
24 Andrew Miller, L ERA: 1.55	(8, 1)	1.2	W	5	0	0	0	3	0	0	0	0	1	0	17	24	0.00	0.000

PITCHER	IP	WLS	BF	H	R	ER	SO	BB	IBB	HBP	BLK	WP	HR	S	P	ERA	WHIP

TOP

Kansas City Royals @ Cleveland Indians

Progressive Field, Cleveland, OH

Tue Sep 20 2016, 7:11 PM - 9:56 PM EDT

Att. 13,623 - Clear - 75 F

livebaseballscorecards.com

AB	31
R	1
H	6
RBI	1
BB	0
SO	6
LOB	8

WP: 1 PA: 32
PB: 0
SB: 1
CS: 0

BOTTOM

Kansas City Royals @ Cleveland Indians

Progressive Field, Cleveland, OH

Tue Sep 20 2016, 7:11 PM - 9:56 PM EDT

Att. 13,623 - Clear - 75 F

livebaseballscorecards.com

Batter	1	2	3	4	5	6	7	8	9	AB	R	H	RBI	BB	SO	LOB
41 Carlos Santana, S (1, 10) OBP: 0.355, SLG: 0.479	B SI 91 B SI 92 F FF 91 B KC 75 S SI 92 F SI 92 X SI 92 3-2 ① G3		X FF 92 0-0 HR		B FF 94 X CH 81 1-0 ② F7		1 SAFE B FF 93 1 SAFE S FF 93 S FF 93 1 SAFE X FF 94 1-2 ③ FC6-4 1-2f			4	1	1	1	0	0	2
22 Jason Kipnis, L (1, 4) OBP: 0.344, SLG: 0.468	B KC 79 B FF 91 C FF 92 X KC 78 2-1 12 G3-1 12 S 1B		C SI 93 X SI 92 0-1 ② G4-3		B FF 93 C KC 78 X FF 93 1-1 ③ L8			C FF 96 F FF 96 S CH 90 0-3 ① K		4	0	1	0	0	1	1
12 Francisco Lindor, S (1, 6) OBP: 0.357, SLG: 0.439	C SI 92 B SI 92 C SI 92 X KC 81 1-2 ② G3-1 1-3		B KC 80 B SI 93 S CH 81 C KC 79 B KC 81 B KC 79 4-2 BB			C KC 76 F KC 78 F KC 80 B SI 91 F KC 80 S CH 84 1-3 ① K		F CH 88 F FF 96 X CH 88 0-2 ② G6-3		3	0	0	0	1	1	1
26 Mike Napoli, R (1, 3) OBP: 0.340, SLG: 0.486	B CH 82 B CH 83 S CH 82 C SI 94 X CH 84 2-2 ③ G3		1 SAFE C SI 92 B SI 94 B FF 93 B SI 93 C CH 81 F CH 82 S SI 94 3-3 ③ K			S CH 83 B CH 83 B KC 82 X CH 82 2-1 ② G3-1		B CH 88 S CH 87 B CH 86 S FF 98 B SL 83 F CH 87 F CH 86 S FF 97 3-3 ③ K		4	0	0	0	0	2	2
11 José Ramírez, S (1, 5) OBP: 0.363, SLG: 0.454		B SI 91 B FF 91 C SI 91 X FF 91 2-1 ① G6-3		X SI 91 0-0 ① L9		B SI 92 X KC 79 1-0 8 S 1B			B SI 91 B SL 84 C SI 91 B SI 91 B SI 91 4-1 35 FC2-5 4 SH BB	3	0	1	0	1	0	0
8 Lonnie Chisenhall, L (1, 9) OBP: 0.334, SLG: 0.453 4 Coco Crisp, S (9, PH) OBP: 0.296, SLG: 0.393		C FF 92 X KC 78 0-1 ② G1-3		B SI 90 B SI 91 X SI 92 2-0 ② P5		B SI 93 X KC 79 1-0 ③ F9 1-2			X SI 90 0-0 SH 20 G1-3 35 FC2-5 6 1B 1-2	3 0	0 1	0 0	0 0	0 0	0 0	1 0
35 Abraham Almonte, S (1, 7) OBP: 0.297, SLG: 0.408		C SI 92 S SI 93 B KC 82 F FF 93 B KC 82 B CH 84 X FF 93 3-2 1B		C FF 92 X CH 82 0-1 ③ L8			C KC 76 X KC 78 0-1 ① G3		B SI 90 X SI 90 1-0 ① FC2-5 6 1B 20 G1-3 1-2 2-3f	4	0	1	0	0	0	2
72 Tyler Naquin, L (1, 8) OBP: 0.371, SLG: 0.535 20 Rajai Davis, R (9, PH) OBP: 0.313, SLG: 0.403		1 SAFE F FF 93 F SI 92 B FF 93 S FF 93 1-3 ③ K			B FF 91 C KC 76 B FF 90 F KC 77 B FF 92 S FF 92 3-3 ① K		B KC 77 C SI 92 F SI 92 B KC 81 B FF 92 B CH 82 4-2 41 FC6-4 BB		C FF 92 X SL 80 0-1 ② G1-3 1-2 2-3	2 1	0 0	0 0	0 0	1 0	2 0	1 2
55 Roberto Pérez, R (1, 2) OBP: 0.277, SLG: 0.280 6 Brandon Guyer, R (9, PH) OBP: 0.367, SLG: 0.420			C SI 91 B FF 93 X SI 92 1-1 ① G1-3		B FF 92 B CH 82 F FF 91 B CH 80 B FF 93 4-1 BB		B SI 91 F KC 80 C SI 92 1 SAFE D KC 81 S CH 80 2-3 ② K		D CH 87 T FF 93 F FF 94 X FF 92 1-2 2-3 3-H 1B	2 1	0 0	0 1	0 1	1 0	1 0	1 0
Inning Stats	R: 0 E: 0 K: 0 S: 12 H: 1 LOB: 1 BB: 0 P: 20	R: 0 E: 0 K: 1 S: 11 H: 1 LOB: 1 BB: 0 P: 17	R: 1 E: 0 K: 1 S: 11 H: 1 LOB: 1 BB: 1 P: 19	R: 0 E: 0 K: 0 S: 4 H: 0 LOB: 0 BB: 0 P: 6	R: 0 E: 0 K: 1 S: 7 H: 0 LOB: 1 BB: 1 P: 16	R: 0 E: 0 K: 1 S: 9 H: 1 LOB: 1 BB: 0 P: 14	R: 0 E: 0 K: 1 S: 10 H: 0 LOB: 1 BB: 1 P: 17	R: 0 E: 0 K: 2 S: 11 H: 0 LOB: 0 BB: 0 P: 14	R: 1 E: 1 K: 0 S: 8 H: 1 LOB: 2 BB: 1 P: 14	1B: 4 2B: 0 3B: 0 HR: 1	SF: 0 SAC: 1 DP: 0 HBP: 0			WP: 0 PB: 0 SB: 2 CS: 0	PA: 36		

PITCHER	IP	WLS	BF	H	R	ER	SO	BB	IBB	HBP	BLK	WP	HR	S	P	ERA	WHIP
36 Edinson Volquez, R (1, 1) ERA: 5.25	6.2		27	4	1	1	5	3	0	0	0	0	1	61	105	1.35	1.050
64 Matt Strahm, L (7, 1) ERA: 1.0	0.1		1	0	0	0	0	0	0	0	0	0	0	3	4	0.00	0.000
40 Kelvin Herrera, R (8, 1) ERA: 2.24	1.0		3	0	0	0	2	0	0	0	0	0	0	11	14	0.00	0.000
33 Brian Flynn, L (9, 1) ERA: 2.32	0.1	L	3	0	1	0	0	1	0	0	0	0	0	3	8	0.00	3.000
48 Joakim Soria, R (9, 1) ERA: 4.12	0.1		2	1	0	0	0	0	0	0	0	0	0	5	6	0.00	3.000

PITCHER	IP	WLS	BF	H	R	ER	SO	BB	IBB	HBP	BLK	WP	HR	S	P	ERA	WHIP

AB	31
R	2
H	5
RBI	2
BB	4
SO	7
LOB	13

Kansas City Royals @ Cleveland Indians

Progressive Field, Cleveland, OH

Wed Sep 21 2016, 7:13 PM - 10:32 PM EDT

Att. 13,888 - Clear - 75 F

TOP

livebaseballscorecards.com

Batter	1	2	3	4	5	6	7	8	9	AB	R	H	RBI	BB	SO	LOB
1 Jarrod Dyson, L (1, 8) OBP: 0.328, SLG: 0.358	C SI 92 C SI 93 B SI 93 B CU 83 X SI 93 2-2 1B		B SL 87 S CU 84 X SI 91 1-1 ② G3	1 SAFE 1 SAFE 0-0 ③ CS 1-2	B CU 81 X SI 91 1-0 ① L8		B SI 94 S SL 84 C FF 95 F SL 85 S SL 85 1-3 ③ K			4	0	1	0	0	1	1
15 Whit Merrifield, R (1, 4) OBP: 0.320, SLG: 0.389	1 SAFE C SI 91 F SL 89 X FF 92 0-2 ① F9		C CU 82 B SI 92 X SL 89 1-1 35 1B 25 1B 1B		C SI 91 B CU 82 C SI 92 S CU 83 1-3 ② K			B FC 94 C FC 94 B SL 82 F FC 93 F FC 96 X FC 94 2-2 ① G3		4	1	1	0	0	1	1
35 Eric Hosmer, L (1, 3) OBP: 0.333, SLG: 0.435	T SL 89 X SI 93 0-1 ② F7		B FF 92 B SL 89 F SL 90 X CU 83 2-1 25 1B 13 1B 1-2 1B		C SI 92 S CU 83 B CU 83 B CU 83 F SL 90 B FF 92 S CU 84 3-3 ③ K			B FC 95 B FC 94 C FC 95 X FC 94 2-1 ② G3		4	1	1	0	0	1	1
25 Kendrys Morales, S (1, 10) OBP: 0.328, SLG: 0.469	B SL 90 1 SAFE F CH 86 X SL 90 1-1 ③ L9		C SL 89 X SI 92 0-1 13 1B 1-3 2-H 1B			B CU 82 S CU 81 F FF 92 S CU 82 1-3 ① K		C FC 94 T FC 94 B FC 95 S SL 82 1-3 ③ K		4	0	1	1	0	2	1
13 Salvador Perez, R (1, 2) OBP: 0.289, SLG: 0.442		S SI 90 F SL 88 S CU 82 0-3 ① K	F SL 90 X SL 88 0-1 1-2 3-H 1B			B SI 92 C CU 83 F SI 92 B SI 92 T CU 84 2-2 ② K			F FF 93 B FF 94 B KC 84 X FF 94 2-1 HR	4	1	2	2	0	2	0
4 Alex Gordon, L (1, 7) OBP: 0.315, SLG: 0.378 0 Terrance Gore, R (9, PR)		S CU 81 B SI 92 F CU 84 B FF 92 B SI 92 B SL 89 4-2 BB	S FF 92 B SI 92 C SI 91 F CU 83 F CU 83 S FF 92 1-3 ③ K			B SI 92 S CU 83 B SL 88 C CU 83 F SI 93 B SI 92 F FF 93 F FF 94 S CU 83 3-3 ③ K			B KC 84 F FF 93 C KC 85 B KC 86 F FF 94 B FF 94 F FF 93 F FF 94 F FF 93 4-2 B FF 94 2 CS BB	2 0	0 0	0 0	0 0	2 0	2 0	2 0
2 Alcides Escobar, R (1, 6) OBP: 0.299, SLG: 0.356		X SL 88 0-0 ② F9		B SI 91 S SI 91 B CU 82 C SI 92 S CU 83 2-3 ① K			B SI 90 B SL 88 X SI 92 2-0 ① L9		1 SAFE 1 SAFE B FF 92 C FF 92 S KC 85 X KC 83 1-2 ① ② G4-3 1-2	4	0	0	0	0	1	2
19 Cheslor Cuthbert, R (1, 5) OBP: 0.316, SLG: 0.411		C SI 92 X SI 92 0-1 ③ F9		B CU 82 B SL 88 B SL 88 S FF 91 F SI 92 B SI 93 4-2 14 FC4-6 BB			B SI 89 B FF 90 X FF 92 2-0 2B		S FF 92 B KC 83 B FF 92 B KC 84 X FF 93 3-1 ③ L8	3	0	1	0	1	0	2
14 Billy Burns, S (1, 9) OBP: 0.274, SLG: 0.300			C SI 91 S SL 89 C SI 92 0-3 ① K	L SL 87 F SL 88 F CU 84 B SI 92 F SI 91 X SL 89 1-2 ② FC4-6 1 CS 1-2f			B SI 94 D SL 83 C SL 82 F FF 92 X SL 84 2-2 ② G5-3			3	0	0	0	0	1	2

	AB	R	H	RBI	BB	SO	LOB
	32	3	7	3	3	11	12

Inning Stats																																
	R: 0	H: 1	R: 0	H: 0	R: 2	H: 4	R: 0	H: 0	R: 0	H: 0	R: 0	H: 0	R: 0	H: 1	R: 0	H: 0	R: 1	H: 1	1B: 5	SF: 0	WP: 0	PA: 36
	E: 0	LOB: 1	E: 0	LOB: 1	E: 0	LOB: 2	E: 0	LOB: 0	E: 0	LOB: 0	E: 0	LOB: 0	E: 0	LOB: 1	E: 0	LOB: 0	E: 0	LOB: 1	2B: 1	SAC: 0	PB: 0	
	K: 0	BB: 0	K: 1	BB: 1	K: 2	BB: 0	K: 1	BB: 1	K: 2	BB: 0	K: 3	BB: 0	K: 1	BB: 0	K: 1	BB: 0	K: 0	BB: 1	3B: 0	DP: 0	SB: 0	
	S: 10	P: 13	S: 8	P: 12	S: 18	P: 23	S: 10	P: 17	S: 8	P: 13	S: 12	P: 18	S: 9	P: 16	S: 9	P: 14	S: 13	P: 23	HR: 1	HBP: 0	CS: 2	

PITCHER		IP	WLS	BF	H	R	ER	SO	BB	IBB	HBP	BLK	WP	HR	S	P	ERA	WHIP
28 Corey Kluber, R ERA: 3.11	(1, 1)	6.1	W	26	6	2	2	9	2	0	0	0	0	0	68	102	2.84	1.263
24 Andrew Miller, L ERA: 1.54	(7, 1)	0.2	H	2	0	0	0	1	0	0	0	0	0	0	7	10	0.00	0.000
27 Bryan Shaw, R ERA: 3.09	(8, 1)	1.0	H	3	0	0	0	1	0	0	0	0	0	0	9	14	0.00	0.000
37 Cody Allen, R ERA: 2.71	(9, 1)	1.0	S	4	1	1	1	0	1	0	0	0	0	1	13	23	9.00	2.000

PITCHER	IP	WLS	BF	H	R	ER	SO	BB	IBB	HBP	BLK	WP	HR	S	P	ERA	WHIP

BOTTOM

Kansas City Royals @ Cleveland Indians

Progressive Field, Cleveland, OH

Wed Sep 21 2016, 7:13 PM - 10:32 PM EDT

Att. 13,888 - Clear - 75 F

livebaseballscorecards.com

Batter	1	2	3	4	5	6	7	8	9	AB	R	H	RBI	BB	SO	LOB
41 Carlos Santana, S (1, 10) OBP: 0.358, SLG: 0.484	C FF 90 S FF 91 B FF 90 F FF 91 X FF 92 1-2 22 G4-6-3 1B		B KC 76 X FF 90 1-0 1-2 1B		C KC 76 B SL 85 B FF 91 X CH 84 2-1 22 2B 2B	F FF 92 D CU 75 B CH 83 F FF 93 B FF 94 F FF 94 X FF 94 3-2 ③ G6-3		B SI 92 B SI 92 C SI 92 F FF 93 X SL 87 2-2 ② 2-H 1B		5	1	4	1	0	0	1
22 Jason Kipnis, L (1, 4) OBP: 0.344, SLG: 0.471	F FF 90 B SL 84 B FF 91 S CH 83 B SL 85 X CH 84 3-2 ① ② G4-6-3 1-2f		C FF 91 F SL 86 S FF 91 0-3 ① K		L FF 91 F FF 90 X FF 90 0-2 12 F9 11 2B 2-H 2B		B FF 92 X FF 91 1-0 35 HBP 2B	B SL 82 B SL 82 B SI 89 C SI 90 S SI 89 C SI 91 3-3 ③ K		5	1	2	1	0	2	3
12 Francisco Lindor, S (1, 6) OBP: 0.354, SLG: 0.436	C FF 91 B KC 76 B FF 92 B FF 92 F FF 91 F FF 92 F FF 93 F CH 84 X FF 92 3-2 ③ G4-3		F SL 86 B FF 90 B FF 92 S FF 91 X FF 91 2-2 ② L8		L KC 77 X SL 86 0-1 ① F9 2-3		L FF 92 S CH 84 T CU 75 0-2 ① K			4	0	0	0	0	1	4
26 Mike Napoli, R (1, 3) OBP: 0.338, SLG: 0.482		S FF 89 X CH 83 0-1 ① F8	C FF 92 S FF 90 B FF 91 S FF 92 1-3 ③ K		B FF 91 B CH 84 F FF 90 F FF 91 X FF 91 2-2 ② P3		S CH 84 F FF 93 B FF 93 B FF 93 S FF 92 2-3 ② K			4	0	0	0	0	2	4
11 José Ramírez, S (1, 5) OBP: 0.367, SLG: 0.462		B FF 89 F FF 91 C FF 91 B KC 78 F CH 85 X FF 92 2-2 8 1B 2B		B FF 90 C SL 84 X KC 76 1-1 2B	C FF 90 B FF 91 X FF 91 1-1 3-H 2B		C CH 85 B CH 84 D CU 74 F CH 84 F FF 95 B FF 94 F CH 85 F CU 75 B FF 94 4-2 35 HBP BB			3	1	3	1	1	0	0
8 Lonnie Chisenhall, L (1, 9) OBP: 0.334, SLG: 0.452 35 Abraham Almonte, S (7, PH) OBP: 0.301, SLG: 0.408 (8, 9)		B FF 91 D KC 76 F FF 91 X CH 84 2-1 20 G5-3 2-H 1B		B FF 90 F FF 92 X FF 92 1-1 ① P5	C KC 76 F SL 83 S FF 91 0-3 ③ K		B FF 92 C FF 91 F FF 91 B FF 93 H FF 93 3-2 20 FC6-4 1-2 2-3 HBP			3	0	1	1	0	1	2
										0	0	0	0	0	0	0
20 Rajai Davis, R (1, 7) OBP: 0.313, SLG: 0.402		B FF 90 F SL 84 B FF 90 T FF 90 X CH 84 2-2 ② G5-3 1-2		B FF 91 B FF 91 C FF 92 B FF 91 S CH 85 F FF 91 F FF 91 X FF 91 3-2 ② P4		B SL 85 X FF 90 1-0 72 CS 1B	C SL 87 D SI 94 S SI 94 F SL 87 X FF 95 1-2 ③ FC6-4 1-2f			4	0	1	0	0	0	5
72 Tyler Naquin, L (1, 8) OBP: 0.376, SLG: 0.535		C FF 91 S FF 91 X SI 92 0-2 ③ L7		B FF 90 B FF 91 B FF 91 I IN 74 4-0 IBB		B FF 89 1 SAFE C FF 90 1 SAFE S FF 90 B FF 90 B FF 92 F FF 91 B FF 92 4-2 ① 1-2 BB		F SL 86 F FF 93 F FF 92 B SI 93 F SL 85 X SI 93 1-2 55 SH1-4 41 1B 1B		2	1	1	0	2	0	1
55 Roberto Pérez, R (1, 2) OBP: 0.278, SLG: 0.281			B FF 89 X FF 90 1-0 41 1B 1B	X FF 90 0-0 ③ G1-6-3		B SL 83 F CH 83 B CH 82 S SL 84 S SL 84 2-3 ② K		B SL 87 X SL 86 1-0 ① SH1-4 1-2		3	0	1	0	0	1	3
Inning Stats	R: 0 E: 0 K: 0 S: 13 H: 1 LOB: 0 BB: 0 P: 20	R: 1 E: 0 K: 0 S: 14 H: 2 LOB: 1 BB: 0 P: 20	R: 0 E: 0 K: 2 S: 11 H: 2 LOB: 2 BB: 0 P: 16	R: 0 E: 0 K: 0 S: 10 H: 1 LOB: 2 BB: 1 P: 19	R: 2 E: 0 K: 1 S: 15 H: 3 LOB: 1 BB: 0 P: 20	R: 0 E: 0 K: 1 S: 11 H: 1 LOB: 1 BB: 1 P: 21	R: 0 E: 0 K: 2 S: 18 H: 1 LOB: 3 BB: 1 P: 29	R: 1 E: 0 K: 1 S: 12 H: 2 LOB: 0 BB: 0 P: 19		1B: 7 2B: 6 3B: 0 HR: 0 SF: 0 SAC: 1 DP: 1 HBP: 1						

	AB	33
	R	4
	H	13
	RBI	4
	BB	3
	SO	7
	LOB	23

	WP: 0	PA: 38
	PB: 0	
	SB: 0	
	CS: 1	

PITCHER		IP	WLS	BF	H	R	ER	SO	BB	IBB	HBP	BLK	WP	HR	S	P	ERA	WHIP
31 Ian Kennedy, R ERA: 3.64	(1, 1)	5.2	L	27	10	3	3	4	1	1	0	0	0	0	70	109	4.76	1.941
64 Matt Strahm, L ERA: 0.95	(6, 1)	1.0		6	1	0	0	2	1	0	1	0	0	0	18	31	0.00	2.000
61 Kevin McCarthy, R ERA: 8.31	(7, 1)	1.0		4	2	1	1	0	0	0	0	0	0	0	13	18	9.00	2.000
54 Scott Alexander, L ERA: 3.57	(8, 1)	0.1		1	0	0	0	1	0	0	0	0	0	0	3	6	0.00	0.000

PITCHER	IP	WLS	BF	H	R	ER	SO	BB	IBB	HBP	BLK	WP	HR	S	P	ERA	WHIP

Kansas City Royals @ Cleveland Indians

Progressive Field, Cleveland, OH

Thu Sep 22 2016, 7:13 PM - 9:48 PM EDT

Att. 15,253 - Cloudy - 78 F

TOP

livebaseballscorecards.com

Batter	1	2	3	4	5	6	7	8	9	AB	R	H	RBI	BB	SO	LOB
1 Jarrod Dyson, L (1, 8) OBP: 0.330, SLG: 0.360	C FF 92 B FF 94 B FF 93 F FF 92 X FF 94 2-2 G1-3		B SI 93 B FF 92 F FF 93 X FF 92 2-1 1-2 1B		X FF 91 0-0 ① L8			B FC 92 F FC 93 F FC 94 B SL 81 F FC 95 X FC 95 2-2 E6 15 G3-1 1B		4	0	2	0	0	0	1
15 Whit Merrifield, R (1, 4) OBP: 0.315, SLG: 0.384	B FF 94 X FF 94 1-0 ② F9		X FF 93 0-0 ① F7		C FF 91 D CH 85 S FF 93 F FF 91 S CH 85 1-3 ② K 1-2			B FC 93 C FC 93 F FC 93 D SL 82 B FC 92 X FC 93 3-2 ① G3-1 2-3		4	0	0	0	0	1	4
35 Eric Hosmer, L (1, 3) OBP: 0.331, SLG: 0.432	B FF 94 B CH 85 B CH 87 C FF 93 F CH 86 F FF 95 X CH 86 3-2 ③ G3-1		B FF 93 C CH 87 B FF 93 X FF 92 2-1 ② F8		X FF 92 0-0 ③ G3			S SL 82 F SL 82 B FC 94 S FC 93 1-3 ② K		4	0	0	0	0	1	4
25 Kendrys Morales, S (1, 10) OBP: 0.326, SLG: 0.466		B FF 93 X CH 86 1-0 ① G6-3	B FF 92 X CH 86 1-0 ③ F7			F SI 90 F FF 89 F SI 90 B CH 82 F CH 83 X CH 84 1-2 ① G6-3		B FC 93 C FC 93 S SL 82 S FC 95 1-3 ③ K		4	0	0	0	0	1	3
13 Salvador Perez, R (1, 2) OBP: 0.289, SLG: 0.442		C SL 83 B FF 93 F FF 93 B FF 93 C CH 85 2-3 ② K		C SL 82 T SL 82 B FF 92 X SL 81 1-2 2B		B FF 92 B SI 90 F SI 91 X SI 90 2-1 ② G5-3			X FF 93 0-0 ① G6-3	4	0	1	0	0	1	0
4 Alex Gordon, L (1, 7) OBP: 0.314, SLG: 0.377		C CU 74 B FF 93 X CH 87 1-1 2 HR 1B		B FF 94 F CU 76 S FF 92 B FF 92 C CH 85 2-3 ① K		T SI 89 F CH 83 B FF 92 F FF 91 B CH 82 B CH 83 S CH 83 3-3 ③ K			F FF 93 B FF 93 C FF 94 B KC 84 X FF 94 2-2 ② G6-3	4	1	1	0	0	2	1
2 Alcides Escobar, R (1, 6) OBP: 0.299, SLG: 0.360		C FF 93 B SL 86 X FF 93 1-1 1-H HR		C FF 92 B FF 91 B CH 86 S CH 86 F FF 92 D CU 76 S CH 87 3-3 ② K			C SI 89 F SI 90 B SL 85 S SI 91 1-3 ① K		B KC 85 X FF 94 1-0 ③ F9	4	1	1	2	0	2	1
16 Paulo Orlando, R (1, 9) OBP: 0.321, SLG: 0.396		X FF 94 0-0 ③ L9		B FF 92 B SL 84 S CH 85 C FF 92 F FF 94 F FF 94 X CH 85 2-2 ③ G5-3			S CU 76 B FF 91 X SI 90 1-1 19 G6-4-3 1B			3	0	1	0	0	0	1
19 Cheslor Cuthbert, R (1, 5) OBP: 0.319, SLG: 0.410			B FF 93 B CH 85 B CH 86 C FF 93 B FF 93 4-1 1 1B BB		C CU 74 B FF 89 B CH 85 F FF 90 B CU 75 B FF 92 4-2 15 S BB			C SI 89 F FF 89 F SI 91 F SI 88 B SL 86 X SI 91 1-2 ②③ G6-4-3 1-2f		1	0	0	0	2	0	1
Inning Stats	R: 0 E: 0 K: 0 S: 8 H: 0 LOB: 0 BB: 0 P: 14	R: 2 E: 0 K: 1 S: 9 H: 2 LOB: 0 BB: 0 P: 14	R: 0 E: 0 K: 0 S: 7 H: 1 LOB: 2 BB: 1 P: 16	R: 0 E: 0 K: 2 S: 15 H: 1 LOB: 1 BB: 0 P: 23	R: 0 E: 0 K: 1 S: 8 H: 0 LOB: 1 BB: 1 P: 13	R: 0 E: 0 K: 1 S: 11 H: 0 LOB: 0 BB: 0 P: 17	R: 0 E: 0 K: 1 S: 10 H: 1 LOB: 0 BB: 0 P: 13	R: 0 E: 1 K: 2 S: 13 H: 1 LOB: 1 BB: 0 P: 20	R: 0 E: 0 K: 0 S: 5 H: 0 LOB: 0 BB: 0 P: 8	1B: 4 2B: 1 3B: 0 HR: 1 SF: 0 SAC: 0 DP: 1 HBP: 0						

	AB	32
	R	2
	H	6
	RBI	2
	BB	2
	SO	8
	LOB	16

PITCHER		IP	WLS	BF	H	R	ER	SO	BB	IBB	HBP	BLK	WP	HR	S	P	ERA	WHIP
73 Mike Clevinger, R ERA: 4.65	(1, 1)	5.0		21	4	2	2	4	2	0	0	0	0	1	47	80	3.60	1.200
61 Dan Otero, R ERA: 1.49	(6, 1)	2.0	W	6	1	0	0	2	0	0	0	0	0	0	21	30	0.00	0.500
27 Bryan Shaw, R ERA: 3.05	(8, 1)	1.0	H	4	1	0	0	2	0	0	0	0	0	0	13	20	0.00	1.000
37 Cody Allen, R ERA: 2.67	(9, 1)	1.0	S	3	0	0	0	0	0	0	0	0	0	0	5	8	0.00	0.000

PITCHER	IP	WLS	BF	H	R	ER	SO	BB	IBB	HBP	BLK	WP	HR	S	P	ERA	WHIP

Batter	1	2	3	4	5	6	7	8	9	AB	R	H	RBI	BB	SO	LOB
20 Rajai Davis, R (1, 8) (8, 7) OBP: 0.310, SLG: 0.398	S FF 84 S FF 86 B CH 77 S FF 86 1-3 K ①		B KC 69 F CH 78 X FF 84 1-1 P4 ①		B SI 89 X FC 84 1-0 G5-3 ③		X FC 83 0-0 G3 ② 2-3			4	0	0	0	0	1	2
22 Jason Kipnis, L (1, 4) OBP: 0.345, SLG: 0.475	C FF 86 F SI 86 X CH 78 0-2 HR		B KC 69 C CH 78 B FF 86 B CH 79 C FF 86 X FF 87 3-2 P3 ②			B KC 75 B CH 82 B SI 88 C SI 88 F FC 85 H FC 85 4-2 12 BB 41 HR HBP	B SI 92 C SI 92 S SI 92 B SI 92 B SI 92 S SL 85 3-3 K ③			3	2	1	1	0	1	1
12 Francisco Lindor, S (1, 6) OBP: 0.355, SLG: 0.434	B FF 85 B CH 79 C SI 87 F SI 85 B FF 87 B CH 80 4-2 41 S 41 2B BB		C CH 78 S CH 79 S CH 78 0-3 K ③			1 SAFE B SI 89 C KC 76 B FF 89 B CH 83 B SI 89 4-1 41 HR 1-2 BB		B SI 90 X SI 90 1-0 L6 ①		2	2	0	0	2	1	0
26 Mike Napoli, R (1, 10) OBP: 0.336, SLG: 0.478	C SI 85 1 SAFE F SI 86 B FF 86 B FF 87 S CH 80 2-3 K ②			C CH 75 F CH 76 B FF 84 F FF 84 B CH 77 B SI 85 X CH 78 3-2 G6-3 ①		X CH 84 0-0 F6 ①		S SI 93 B CH 84 B SI 92 X CH 84 2-1 G4-3 ②		4	0	0	0	0	1	3
41 Carlos Santana, S (1, 3) OBP: 0.361, SLG: 0.492	B FF 86 C SI 86 B SI 86 F KC 72 F CH 79 F SI 87 F SI 87 F CH 80 X SI 86 2-2 1-H 2B			B SI 84 C KC 71 B SI 84 X FF 85 2-1 G6-3 ②		F FC 86 X FC 86 0-1 1-H 2-H HR		B CH 84 S SL 86 B SI 92 F SL 83 B SL 86 B SL 85 4-2 11 2B BB		3	1	2	4	1	0	0
11 José Ramírez, S (1, 5) OBP: 0.366, SLG: 0.463	C SI 86 F KC 71 F CH 77 X CH 79 0-2 L8 ③			X KC 69 0-0 F9 ③		B KC 77 X CH 82 1-0 G4-3 ②		F SI 91 D CH 85 X SI 91 1-1 1-H 2B ③		4	0	1	0	0	0	1
6 Brandon Guyer, R (1, 9) OBP: 0.366, SLG: 0.419 8 Lonnie Chisenhall, L (5, PH) (6, 9) OBP: 0.335, SLG: 0.451		C CH 83 F FF 85 B FF 83 X CH 77 1-2 L8 ①			F FC 85 F KC 76 B KC 76 F FF 88 F FF 89 F FF 88 H FF 88 2-2 55 4 B2-6-4 1B HBP	B KC 76 F CH 83 F SI 88 X KC 75 1-2 F8 ③				1 1	0 0	0 0	0 0	0 0	0 0	0 0
4 Coco Crisp, S (1, 7) OBP: 0.299, SLG: 0.393 1 Michael Martinez, S (8, 8) OBP: 0.286, SLG: 0.330		C KC 71 B CH 78 S CH 77 F SI 85 B CH 78 F SI 86 X CH 78 2-2 L4 ②			S SI 86 S CH 82 D CH 83 F SI 88 B KC 78 F KC 76 X CH 82 2-2 55 B2-6-4 1-2 1B		B KC 74 B SI 87 B FF 87 B FF 87 4-0 20 G3 55 SH1-3 BB		2 0	0 0	1 0	0 0	1 0	0 0	0 0
55 Roberto Pérez, R (1, 2) OBP: 0.275, SLG: 0.277		C KC 71 F SI 86 B CH 77 C SI 86 1-3 K ③			C CH 82 X CH 82 0-1 B2-6-4 ①② 1-2 2-3f		1 SAFE X CH 82 0-0 SH1-3 ① 1-2			2	0	0	0	0	1	2
Inning Stats	R: 2 H: 2 E: 0 LOB: 1 K: 2 BB: 1 S: 22 P: 31	R: 0 H: 0 E: 0 LOB: 0 K: 1 BB: 0 S: 11 P: 15	R: 0 H: 0 E: 0 LOB: 0 K: 1 BB: 0 S: 8 P: 12	R: 0 H: 0 E: 0 LOB: 0 K: 0 BB: 0 S: 7 P: 12	R: 0 H: 1 E: 0 LOB: 1 K: 0 BB: 0 S: 13 P: 18	R: 3 H: 1 E: 0 LOB: 0 K: 0 BB: 1 S: 10 P: 20	R: 0 H: 0 E: 0 LOB: 1 K: 1 BB: 1 S: 5 P: 12	R: 0 H: 1 E: 0 LOB: 2 K: 0 BB: 1 S: 7 P: 15		1B: 1 SF: 0 2B: 2 SAC: 1 3B: 0 DP: 1 HR: 2 HBP: 2					WP: 0 PA: 33 PB: 0 SB: 1 CS: 0	

BOTTOM

Kansas City Royals @ Cleveland Indians

Progressive Field, Cleveland, OH

Thu Sep 22 2016, 7:13 PM - 9:48 PM EDT

Att. 15,253 - Cloudy - 78 F

livebaseballscorecards.com

AB	26
R	5
H	5
RBI	5
BB	4
SO	5
LOB	9

PITCHER		IP	WLS	BF	H	R	ER	SO	BB	IBB	HBP	BLK	WP	HR	S	P	ERA	WHIP
51 Jason Vargas, L ERA: 3.86	(1, 1)	4.0		15	2	2	2	4	1	0	0	0	0	1	48	70	4.50	0.750
53 Dillon Gee, R ERA: 4.63	(5, 1)	2.2	L	13	2	3	3	0	2	0	2	0	0	1	25	44	10.12	1.500
33 Brian Flynn, L ERA: 2.26	(7, 1)	1.1		5	1	0	0	1	1	0	0	0	0	0	10	21	0.00	1.500

PITCHER	IP	WLS	BF	H	R	ER	SO	BB	IBB	HBP	BLK	WP	HR	S	P	ERA	WHIP

Chicago White Sox @ Cleveland Indians

Progressive Field, Cleveland, OH

Fri Sep 23 2016, 7:10 PM - 10:12 PM EDT

Att. 18,937 - Partly Cloudy - 75 F

TOP

livebaseballscorecards.com

Batter	1	2	3	4	5	6	7	8	9	AB	R	H	RBI	BB	SO	LOB
1 Adam Eaton, L (1, 8) OBP: 0.361, SLG: 0.430	B FF 91 B FF 92 X FF 92 2-0 ① F7		C KC 75 X KC 74 0-1 ② G4-3		B KC 75 F FF 93 B FF 94 X CH 86 2-1 ③ F8			C SI 90 S KC 74 B KC 77 F SI 90 F FC 89 B KC 78 C FF 94 2-3 ② K		3	0	0	0	0	0	0
28 Leury García, S (6, 8) OBP: 0.250, SLG: 0.211										1	0	0	0	0	1	0
12 Tim Anderson, R (1, 6) OBP: 0.302, SLG: 0.408	C FF 94 C KC 75 B FF 93 F FF 94 F KC 78 X SI 93 1-2 53 HR 3B		C KC 74 C KC 75 B KC 77 X KC 77 1-2 ③ G6-3			C FF 92 X KC 77 0-1 ① G5-3		B FF 95 X KC 75 1-0 53 BB 1B		4	1	2	0	0	0	0
53 Melky Cabrera, S (1, 7) OBP: 0.347, SLG: 0.454	F KC 76 X FF 93 0-1 ① 3-H HR			C CH 85 X KC 75 0-1 ① G3-1		C CH 84 X SI 91 0-1 79 G4-3 2B		B FF 92 C FC 86 B CH 86 B KC 76 C FF 92 F FF 92 F KC 77 B FF 94 4-2 1-2 BB		3	1	2	2	1	0	0
36 Jason Coats, R (8, 7) OBP: 0.283, SLG: 0.304										0	0	0	0	0	0	0
79 José Abreu, R (1, 3) OBP: 0.352, SLG: 0.479	X FF 92 0-0 ② G1-3			C FF 91 B KC 77 X CH 85 1-1 ② L7		D KC 77 X SI 92 1-0 ② G4-3 2-3		C CU 81 X FF 96 0-1 ③ L7		4	0	0	0	0	0	3
44 Justin Morneau, L (1, 10) OBP: 0.297, SLG: 0.428	F FF 94 F KC 76 S KC 76 0-3 ③ K			B KC 74 C FF 93 F KC 75 B FF 94 F KC 78 S KC 77 2-3 ③ K		B FF 94 S KC 76 C FF 94 D KC 79 B FF 94 C FF 94 3-3 ③ K			C FF 94 B FF 93 B FF 93 X FC 93 2-1 ① G5-3	4	0	0	0	0	3	1
21 Todd Frazier, R (1, 5) OBP: 0.304, SLG: 0.462		T FF 92 X FF 93 0-1 38 CS 1B			C FF 90 B KC 76 X KC 74 1-1 26 HR 2B		B FF 91 C FF 90 B FC 88 B FC 88 F SI 91 B FF 91 4-2 26 G6-4-3 BB		B FF 94 C SL 81 F SL 81 T FF 95 1-2 ② K	3	1	2	0	1	1	0
26 Avisaíl García, R (1, 9) OBP: 0.308, SLG: 0.392		B FC 88 F FF 91 X KC 76 1-1 ① F8			X SI 92 0-0 2-H HR		S FC 87 X KC 76 0-1 ① ② G6-4-3 1-2f		C FF 95 F FF 94 B SL 81 F CU 81 S FF 94 1-3 ③ K	4	1	1	2	0	1	2
38 Omar Narváez, L (1, 2) OBP: 0.347, SLG: 0.291		F SI 92 D KC 76 1 SAFE B CH 85 F FF 93 B SI 91 S KC 76 3-3 ② ③ K 1-2			B FF 94 F CH 85 B CH 86 X CH 85 2-1 ① L9		C KC 75 F KC 75 B KC 77 B FF 94 X KC 76 2-2 ③ G4-3			3	0	0	0	0	1	1
61 Kevan Smith, R (8, 2) OBP: 0.154, SLG: 0.154										0	0	0	0	0	0	0
5 Yolmer Sánchez, S (1, 4) OBP: 0.214, SLG: 0.298			C CH 85 F KC 76 B KC 75 F SI 93 X KC 77 1-2 ① F8		F FF 94 C KC 75 S KC 78 0-3 ② K			B CH 84 F FF 91 B CH 85 C CH 84 X SI 91 2-2 ① G5-3		3	0	0	0	0	1	0
Inning Stats	R: 2 E: 0 K: 1 S: 12 H: 2 LOB: 0 BB: 0 P: 15	R: 0 E: 0 K: 1 S: 7 H: 1 LOB: 1 BB: 0 P: 11	R: 0 E: 0 K: 0 S: 9 H: 0 LOB: 0 BB: 0 P: 11	R: 0 E: 0 K: 1 S: 8 H: 0 LOB: 0 BB: 0 P: 11	R: 2 E: 0 K: 1 S: 10 H: 2 LOB: 0 BB: 0 P: 15	R: 0 E: 0 K: 1 S: 8 H: 1 LOB: 1 BB: 0 P: 12	R: 0 E: 0 K: 0 S: 7 H: 0 LOB: 0 BB: 1 P: 13	R: 0 E: 0 K: 1 S: 15 H: 1 LOB: 2 BB: 1 P: 24	R: 0 E: 0 K: 2 S: 9 H: 0 LOB: 0 BB: 0 P: 13	1B: 2 2B: 3 3B: 1 HR: 2	SF: 0 SAC: 0 DP: 2 HBP: 0						

	AB	32
	R	4
	H	7
	RBI	4
	BB	2
	SO	8
	LOB	7

WP: 0	PA: 34
PB: 0	
SB: 0	
CS: 1	

PITCHER		IP	WLS	BF	H	R	ER	SO	BB	IBB	HBP	BLK	WP	HR	S	P	ERA	WHIP
47 Trevor Bauer, R ERA: 4.26	(1, 1)	7.2	W	30	7	4	4	6	2	0	0	0	0	2	74	110	4.70	1.174
34 Zach McAllister, R ERA: 3.62	(8, 1)	1.1		4	0	0	0	2	0	0	0	0	0	0	11	15	0.00	0.000

PITCHER	IP	WLS	BF	H	R	ER	SO	BB	IBB	HBP	BLK	WP	HR	S	P	ERA	WHIP

Batter	1	2	3	4	5	6	7	8	9	AB	R	H	RBI	BB	SO	LOB
41 Carlos Santana, S (1, 10) OBP: 0.364, SLG: 0.495	B FF 88 B SI 89 F FF 89 B CH 81 C FF 90 X SI 91 3-2 12 G4-3 1B		B CH 83 S CH 84 B FF 91 B CH 84 X FF 92 3-1 ② L3		F SL 84 F CH 83 X CU 77 0-2 12 WP 12 SF9 2B	C CU 80 B FF 91 X CU 78 1-1 12 BB 26 1B 1B	B CH 88 F CH 88 S FF 94 B FF 93 B CH 87 B FF 95 4-2 BB			4	2	3	0	1	0	0
22 Jason Kipnis, L (1, 4) OBP: 0.344, SLG: 0.472 35 Abraham Almonte, S (9, 7) OBP: 0.301, SLG: 0.408	B CH 80 X FF 89 1-0 ① F8		B FF 91 C SL 87 F CU 77 B FF 91 F SL 87 F SL 87 C SI 91 2-3 ③ K		C SL 85 F SL 84 F SL 84 H CU 77 1-2 12 SF9 12 WP 26 1B HBP	C SL 80 S SL 82 S SL 83 0-3 ② K	B CH 88 F FF 93 X FF 93 1-1 ② P6			4 0	1 0	0 0	0 0	0 0	2 0	3 0
12 Francisco Lindor, S (1, 6) OBP: 0.354, SLG: 0.432 9 Erik González, R (8, 6) OBP: 0.182, SLG: 0.100	B FF 89 F FF 90 F FF 90 D CU 75 F FF 90 B SI 90 X SI 90 3-2 ② G4-3 1-2			B CH 82 B FF 90 X SI 90 2-0 ① G4-3	B CH 81 B FF 89 F FF 90 F SL 85 2 SAFE B CH 84 X SL 85 3-2 ① SF9 1-3 2-H	B FF 90 B FF 90 F SI 89 B SI 91 B SI 89 4-1 26 1B 11 2B 1-2 BB	B FF 93 B FF 93 B FF 92 C FF 93 X FF 93 3-1 ③ L9			3 0	1 0	0 0	1 0	1 0	0 0	2 0
26 Mike Napoli, R (1, 3) OBP: 0.338, SLG: 0.480 36 Jesús Aguilar, R (9, 3)	X SL 86 0-0 ③ G5-3			F CU 75 B FF 90 C SL 86 F FF 91 F SI 92 F CU 78 B CH 84 X FF 92 2-2 11 HR 1B	S SL 85 X SL 84 0-1 11 S 4 2B 3-H 1B	C SL 82 X FF 91 0-1 11 2B 1-3 2-H 1B		C FF 94 B FF 94 B FF 94 S FF 93 X FF 94 2-2 ① G5-3		5 0	3 0	3 0	2 0	0 0	0 0	1 0
11 José Ramírez, S (1, 5) OBP: 0.367, SLG: 0.469		C FF 89 X CH 83 0-1 ① G3-1		F FF 90 F FF 90 B FF 90 F CH 81 X SI 91 1-2 1-H HR	F FF 92 S CU 80 X CU 79 0-2 E5 4 2B 1-2	B SL 82 X SI 90 1-0 4 1B 1-H 3-H 2B		X FF 93 0-0 ② G4-3		5 0	3 0	2 0	4 0	0 0	0 0	1 0
8 Lonnie Chisenhall, L (1, 9) OBP: 0.336, SLG: 0.448		F SL 86 B CH 84 B FF 91 X SI 92 2-1 E9 1B		B CH 82 B FF 90 X SI 90 2-0 ② F7	B CU 78 F FF 93 F FF 93 S FF 93 1-3 ② K	B FF 91 B SL 83 B SI 91 C FF 89 F FF 89 B SL 80 4-2 4 1B BB		B FF 93 F FF 93 B CU 80 S FF 93 B CU 82 X FF 94 3-2 ③ F8		4 0	0 0	1 0	0 0	1 0	1 0	2 0
4 Coco Crisp, S (1, 7) OBP: 0.303, SLG: 0.399 1 Michael Martinez, S (7, 7) OBP: 0.286, SLG: 0.330 (9, 4)		X FF 91 0-0 ② L9		C CU 75 B CU 77 F FF 90 B CU 77 X FF 90 2-2 72 1B 1B	F FF 93 B SL 86 B FF 93 F FF 93 F SL 83 B FF 94 X SI 94 3-2 1-H 2-H 2B	X SI 90 0-0 1-3 2-H 1B				4 0	0 0	3 0	3 0	0 0	0 0	1 0
72 Tyler Naquin, L (1, 8) OBP: 0.374, SLG: 0.531		B CU 76 F FF 90 S FF 91 X FF 92 1-2 ③ F7		1 SAFE B SL 89 X SL 89 1-0 1-2 1B	X CU 80 0-0 ③ F9	B FF 93 B FF 92 F FF 92 B SL 88 F FF 94 F FF 95 X FF 95 3-2 ③ G6-3				4 0	0 0	1 0	0 0	0 0	0 0	4 0
55 Roberto Pérez, R (1, 2) OBP: 0.268, SLG: 0.270 45 Adam Moore, R (9, 2)			C SL 85 X SI 91 0-1 ① G1-3	B SL 85 C SL 85 B FF 91 S SL 85 D CU 78 S SL 86 3-3 ③ K		F FF 93 X FF 93 0-1 ① L8	F FF 92 B FF 94 B FF 93 B FF 94 F FF 93 X FF 94 3-2 ① P3			4 0	0 0	0 0	0 0	0 0	1 0	2 0
Inning Stats	R: 0 E: 0 K: 0 S: 9 H: 1 LOB: 1 BB: 0 P: 16	R: 0 E: 1 K: 0 S: 8 H: 1 LOB: 1 BB: 0 P: 11	R: 0 E: 0 K: 1 S: 9 H: 0 LOB: 0 BB: 0 P: 14	R: 2 E: 0 K: 1 S: 19 H: 4 LOB: 2 BB: 0 P: 32	R: 4 E: 1 K: 1 S: 22 H: 3 LOB: 1 BB: 0 P: 30	R: 4 E: 0 K: 1 S: 18 H: 4 LOB: 2 BB: 2 P: 31	R: 0 E: 0 K: 0 S: 9 H: 0 LOB: 1 BB: 1 P: 20	R: 0 E: 0 K: 0 S: 7 H: 0 LOB: 0 BB: 0 P: 12			1B: 9 2B: 3 3B: 0 HR: 1		SF: 1 SAC: 0 DP: 0 HBP: 1		WP: 1 PB: 0 SB: 1 CS: 0	PA: 42	

PITCHER		IP	WLS	BF	H	R	ER	SO	BB	IBB	HBP	BLK	WP	HR	S	P	ERA	WHIP
58 Miguel González, R ERA: 3.98	(1, 1)	4.1	L	22	8	5	4	2	0	0	1	0	1	1	56	88	8.31	1.846
67 Juan Minaya, R ERA: 1.04	(5, 1)	1.0		6	2	2	1	1	0	0	0	0	0	0	15	20	9.00	2.000
43 Dan Jennings, L ERA: 2.12	(6, 1)	0.1		6	3	3	3	1	2	0	0	0	0	0	10	19	81.00	15.000
66 Michael Ynoa, R ERA: 3.0	(6, 1)	1.1		5	0	0	0	0	1	0	0	0	0	0	13	27	0.00	0.750
29 Jacob Turner, R ERA: 7.36	(8, 1)	1.0		3	0	0	0	0	0	0	0	0	0	0	7	12	0.00	0.000

PITCHER	IP	WLS	BF	H	R	ER	SO	BB	IBB	HBP	BLK	WP	HR	S	P	ERA	WHIP

BOTTOM

Chicago White Sox @ Cleveland Indians

Progressive Field, Cleveland, OH

Fri Sep 23 2016, 7:10 PM - 10:12 PM EDT

Att. 18,937 - Partly Cloudy - 75 F

livebaseballscorecards.com

AB	37
R	10
H	13
RBI	10
BB	3
SO	4
LOB	16

Chicago White Sox @ Cleveland Indians

Progressive Field, Cleveland, OH

Sat Sep 24 2016, 7:12 PM - 10:40 PM EDT

Att. 32,088 - Clear - 66 F

TOP

livebaseballscorecards.com

Batter	1	2	3	4	5	6	7	8	9	AB	R	H	RBI	BB	SO	LOB
12 Tim Anderson, R (1, 6) OBP: 0.301, SLG: 0.405	X FF 94 0-0 53 WP 53 2B 1B		B FF 90 C SI 91 B CU 83 B SI 92 X SI 92 3-1 ① L3		1 SAFE B SI 92 F SI 92 B SI 91 S SI 93 S SI 91 2-3 ② K 1-3		F FF 95 C FF 96 B FF 95 S FF 95 1-3 ① K	F SL 84 B CU 75 B FF 89 F FF 88 B CU 78 S SL 81 3-3 ② K 1-2 3-H		5	1	1	0	0	3	2
53 Melky Cabrera, S (1, 7) OBP: 0.348, SLG: 0.455	B FF 93 S CH 85 B CH 86 1 SAFE B CH 86 F FF 94 X FF 88 3-2 79 1B 1-H 2B		C SI 91 B SI 92 C SI 89 X SI 90 1-2 ② G6-3		X SI 92 0-0 79 1B 3-H 1B		B FF 95 B CH 85 F FF 95 B SI 95 F FF 95 S FF 96 3-3 ② K	C FF 89 B CH 83 F FF 90 F FF 90 X CU 77 1-2 ③ G1-3		5	1	2	2	0	1	2
79 José Abreu, R (1, 3) OBP: 0.353, SLG: 0.480	C FF 95 C FF 94 X FF 95 0-2 ① 2-H 1B		B SI 93 B SI 92 S CU 84 X SI 90 2-1 1B		C SI 94 D SI 93 B SI 92 S SI 91 X SI 92 2-2 44 FC6-4 1-2 1B		B FF 95 S CH 84 F CH 85 S FF 95 1-3 ③ K		C FF 90 B CH 83 X SL 82 1-1 ① F8	5	0	3	1	0	1	0
44 Justin Morneau, L (1, 10) OBP: 0.296, SLG: 0.424 20 JB Shuck, L (8, PR) OBP: 0.253, SLG: 0.306 (8, 10)	S FC 86 B CH 86 T FF 95 S FF 87 1-3 ② K		C SI 90 X CU 81 0-1 ③ G3		D SI 93 D SI 92 X SI 92 2-0 ③ FC6-4 1-2f			B FF 95 C FF 95 B CH 88 B FF 95 X FF 96 3-1 21 E 26 1B 1B	B FF 90 F FF 90 X CH 83 1-1 ② P5	4 1	0 1	1 0	0 0	1 0	3 0
21 Todd Frazier, R (1, 5) OBP: 0.305, SLG: 0.469	B CU 85 C FF 94 C FF 93 B CH 87 F CH 87 X FF 95 2-2 ③ G3			S CU 82 S CU 82 B CU 83 C SI 91 1-3 ① K		C FF 93 B FC 83 S FF 92 B FF 93 F FF 92 B FF 92 X FF 92 3-2 HR			C FF 96 1 SAFE F FF 95 B FF 96 B FF 98 X SL 84 2-2 E6 26 1B 5 1B 1-2	B SL 84 F FF 90 X FF 91 1-1 2B	5	2	2	1	0	1	1
26 Avisaíl García, R (1, 9) OBP: 0.309, SLG: 0.391		C FF 93 S CU 83 B CU 83 F CH 85 B CH 85 S CH 85 2-3 ① K		F CU 84 S SI 91 B CU 83 S CU 83 1-3 ② K		F FC 84 X FC 86 0-1 ① G3		X SL 85 0-0 5 1B 28 1B 1-2 2-H 1B	B SL 84 S FF 89 C FF 90 B FF 91 F CU 77 F FF 90 B FF 91 D SL 84 4-2 BB	4	1	1	1	1	2	0
31 Alex Avila, L (1, 2) OBP: 0.355, SLG: 0.389		C CU 82 B FF 92 B FF 86 B FF 93 F FF 93 C CH 85 3-3 ② K		B FF 88 C FF 88 S FF 88 S FF 90 1-3 ③ K		C FF 91 C FF 93 B FF 93 B FC 83 B FC 90 S FF 92 3-3 ② K		S FF 96 B FF 96 C FF 96 S CH 89 1-3 ① K	C FF 90 B FF 90 F CH 82 C CU 76 1-3 ③ K	5	0	0	0	0	5	4
5 Yolmer Sánchez, S (1, 4) OBP: 0.231, SLG: 0.328		B FF 94 B CU 81 F FF 93 F FF 93 X CH 87 2-2 28 PB 2B			B SI 92 C SI 91 F SI 92 B SI 92 X SI 93 2-2 ① F7	C FF 92 B FC 82 B FF 90 C FC 86 X FC 91 2-2 2B		C SL 84 X SL 86 0-1 28 1B 12 WP 1-3 2-H 1B		4	1	3	1	0	0	0
28 Leury García, S (1, 8) OBP: 0.292, SLG: 0.261		B FF 94 S CH 85 X FF 94 1-1 ③ L8 2-3			X SI 93 0-0 12 E 12 S 53 1B 1B	C FC 91 B FC 86 B FC 90 C FC 91 B FC 92 F FC 91 S FC 90 3-3 ③ K		B FF 90 X FF 90 1-0 12 WP 1-3 3-H 1B		4	1	2	1	0	1	2
Inning Stats	R: 2 E: 0 K: 1 S: 14 H: 3 LOB: 0 BB: 0 P: 20	R: 0 E: 0 K: 2 S: 12 H: 1 LOB: 1 BB: 0 P: 20	R: 0 E: 0 K: 0 S: 9 H: 1 LOB: 1 BB: 0 P: 15	R: 0 E: 0 K: 3 S: 9 H: 0 LOB: 0 BB: 0 P: 12	R: 1 E: 0 K: 1 S: 12 H: 3 LOB: 2 BB: 0 P: 20	R: 1 E: 0 K: 2 S: 16 H: 2 LOB: 1 BB: 0 P: 27	R: 0 E: 0 K: 3 S: 9 H: 0 LOB: 0 BB: 0 P: 14	R: 4 E: 2 K: 2 S: 19 H: 4 LOB: 2 BB: 0 P: 30	R: 0 E: 0 K: 1 S: 13 H: 1 LOB: 2 BB: 1 P: 21	1B: 10 2B: 4 3B: 0 HR: 1 SF: 0 SAC: 0 DP: 0 HBP: 0						

	AB	42
	R	8
	H	15
	RBI	7
	BB	1
	SO	15
	LOB	14

WP: 2 PB: 1 SB: 1 CS: 0 PA: 43

PITCHER		IP	WLS	BF	H	R	ER	SO	BB	IBB	HBP	BLK	WP	HR	S	P	ERA	WHIP
56 Cody Anderson, R ERA: 6.34	(1, 1)	2.0	L	9	4	2	2	3	0	0	0	0	1	0	26	40	9.00	2.000
53 Jeff Manship, R ERA: 3.21	(3, 1)	1.2		6	1	0	0	2	0	0	0	0	0	0	15	23	0.00	0.600
57 Kyle Crockett, L ERA: 5.06	(4, 1)	0.1		1	0	0	0	1	0	0	0	0	0	0	3	4	0.00	0.000
66 Perci Garner, R ERA: 4.32	(5, 1)	1.0		6	3	1	1	1	0	0	0	0	0	0	12	20	9.00	3.000
51 Shawn Armstrong, R ERA: 3.12	(6, 1)	1.0		5	2	1	1	2	0	0	0	0	0	1	16	27	9.00	2.000
65 Joe Colón, R ERA: 5.19	(7, 1)	1.0		3	0	0	0	3	0	0	0	0	0	0	9	14	0.00	0.000
49 Austin Adams, R ERA: 8.83	(8, 1)	0.1		5	3	4	3	1	0	0	0	0	0	0	11	17	81.00	9.000
62 Adam Plutko, R ERA:	(8, 1)	1.2		8	2	0	0	2	1	0	0	0	1	0	21	34	0.00	1.800
62 Adam Plutko, R ERA:	(9, 1)	1.2		8	2	0	0	2	1	0	0	0	1	0	21	34	0.00	1.800

Batter	1	2	3	4	5	6	7	8	9	AB	R	H	RBI	BB	SO	LOB
20 Rajai Davis, R (1, 8) OBP: 0.312, SLG: 0.399 45 Adam Moore, R (8, 2)	B FF 91 F FF 90 B SI 91 F FF 91 C SI 91 2-3 K ①	D CU 78 B FF 92 F SI 90 X SI 91 2-1 22 S/ 1B 1-2 2-3 3-H ②			B CH 82 X CH 84 1-0 G1-3 ①		B FF 96 C FF 96 F FF 96 B FF 97 F SL 85 F FF 96 B CH 89 X FF 95 3-2 1B		B FC 87 C FC 90 F FC 89 F FC 88 S KC 78 1-3 K ③	4 1	0 0	2 0	1 0	0 0	1 1	0 2
22 Jason Kipnis, L (1, 4) OBP: 0.343, SLG: 0.470 1 Michael Martinez, S (9, 4) OBP: 0.286, SLG: 0.330	C SI 91 B FF 92 X SI 91 1-1 26 BB 12 S/ 1B	B FF 92 C CU 78 X SI 91 1-1 G4-3 ③ 1-2			X FF 89 0-0 P5 ②		1 SAFE C SI 89 B SL 81 D SL 82 1 SAFE 1 SAFE X SI 89 2-1 P5 ③			4 0	0 0	1 0	0 0	0 0	0 0	3 0
12 Francisco Lindor, S (1, 6) OBP: 0.354, SLG: 0.431 9 Erik González, R (8, PH) OBP: 0.167, SLG: 0.091 (9, 6)	C SI 92 D CH 86 D CH 86 B FF 92 F FF 92 B SI 92 4-2 26 BB 1-2 BB		B FF 90 B SI 89 X FF 91 2-0 P6 ①		C FF 89 B CU 76 B CU 76 X FF 90 2-1 P4 ③			C SI 96 T SI 95 B SI 95 F SL 86 S SL 86 1-3 K ①		2 1	0 0	0 0	0 0	1 0	0 1	0 0
26 Mike Napoli, R (1, 10) OBP: 0.338, SLG: 0.478 36 Jesús Aguilar, R (8, PH) (9, 3)	B FF 92 S SI 93 B SI 92 F CH 86 F SI 92 B CU 79 B SI 92 4-2 41 G6-4-3 1-2 2-3 BB		B FF 90 B SI 91 B FF 91 F FF 91 S FF 91 X FF 91 3-2 P5 ②			X FF 89 0-0 P3 ①		B SI 94 F SI 95 C SL 85 B SI 94 X SL 86 2-2 G1-3 ②		2 1	0 0	0 0	0 0	1 0	0 0	0 0
41 Carlos Santana, S (1, 3) OBP: 0.362, SLG: 0.492 62 Adam Plutko, R (9, 1)	F FF 92 B CU 79 B FF 92 X SI 92 2-1 G6-4-3 ② ③ 1-2f		B FF 91 B SI 89 C FF 91 F FF 90 B SI 90 X SI 91 3-2 P4 ③			C FF 89 B CU 77 C CU 76 B CU 76 X SI 90 2-2 F9 ②		X SI 95 0-0 L7 ③		4 0	0 0	0 0	0 0	0 0	0 0	3 0
11 José Ramírez, S (1, 5) OBP: 0.368, SLG: 0.472 38 Chris Gimenez, R (9, 5) OBP: 0.279, SLG: 0.341		B FF 90 C SI 89 X CU 76 1-1 4 BB 6 1B 20 1B 1B		B CH 82 B FF 89 C FF 90 X FF 90 2-1 G6-3 ①		B FF 90 C SI 90 X SI 90 1-1 2B			C FC 89 B CH 88 B FC 89 B FC 87 S FC 89 F FC 89 C FC 89 3-3 K ①	3 1	1 0	2 0	0 0	0 0	0 1	0 0
6 Brandon Guyer, R (1, 9) OBP: 0.371, SLG: 0.425		F FF 91 T SI 91 1 SAFE 1 SAFE F SI 91 B FF 91 1 SAFE F SI 91 B SI 91 2-2 X SI 91 20 1B 4 BB 1-2 1B		B FF 90 X CH 84 1-0 E4 2B		B SI 90 B FF 90 F SI 90 X SI 90 2-1 L6 ③			H FC 90 1-0 35 2B HBP	3 1	0 0	2 0	0 0	0 0	0 0	1 0
4 Coco Crisp, S (1, 7) OBP: 0.303, SLG: 0.397 35 Abraham Almonte, S (9, 7) OBP: 0.305, SLG: 0.417		C FF 90 B CU 79 B CU 79 F SI 91 F SI 92 B CU 77 B SI 92 4-2 20 1B 1-2 2-3 BB		C D CU 77 X FF 88 1-1 P4 ②			X FF 95 0-0 L9 ①		S FC 90 X FC 90 0-1 1-3 2B	2 1	0 0	0 1	0 0	1 0	0 0	1 0
55 Roberto Pérez, R (1, 2) OBP: 0.265, SLG: 0.266 72 Tyler Naquin, L (7, PH) OBP: 0.372, SLG: 0.528 (8, 8)		F FF 91 B FF 91 B FF 91 S SI 92 T FF 93 2-2 K ①		B FF 90 F SI 90 B FF 90 F FF 90 X SI 90 2-2 G3 ③			B FF 96 C FF 95 X CH 88 1-1 G4-3 ②		S FC 90 F FC 89 C KC 78 0-3 K ②	2 2	0 0	0 0	0 0	0 0	1 1	4 2
Inning Stats	R: 0 E: 0 K: 1 S: 12 H: 1 LOB: 2 BB: 2 P: 25	R: 1 E: 0 K: 1 S: 17 H: 3 LOB: 2 BB: 1 P: 29	R: 0 E: 0 K: 0 S: 7 H: 0 LOB: 0 BB: 0 P: 15	R: 0 E: 1 K: 0 S: 8 H: 1 LOB: 1 BB: 0 P: 14	R: 0 E: 0 K: 0 S: 4 H: 0 LOB: 0 BB: 0 P: 7	R: 0 E: 0 K: 0 S: 8 H: 1 LOB: 1 BB: 0 P: 13	R: 0 E: 0 K: 0 S: 10 H: 1 LOB: 1 BB: 0 P: 16	R: 0 E: 0 K: 1 S: 8 H: 0 LOB: 0 BB: 0 P: 11	R: 0 E: 0 K: 3 S: 13 H: 1 LOB: 2 BB: 0 P: 18	1B: 5 2B: 3 3B: 0 HR: 0 SF: 0 SAC: 0 DP: 1 HBP: 1						WP: 0 PB: 0 SB: 2 CS: 0 PA: 37	

PITCHER		IP	WLS	BF	H	R	ER	SO	BB	IBB	HBP	BLK	WP	HR	S	P	ERA	WHIP
62 Jose Quintana, L ERA: 3.21	(1, 1)	6.0	W	25	6	1	1	2	3	0	0	0	0	0	56	103	1.50	1.500
48 Tommy Kahnle, R ERA: 2.92	(7, 1)	0.2	H	3	1	0	0	0	0	0	0	0	0	0	8	12	0.00	1.500
43 Dan Jennings, L ERA: 2.11	(7, 1)	0.1	H	1	0	0	0	0	0	0	0	0	0	0	2	4	0.00	0.000
65 Nate Jones, R ERA: 2.36	(8, 1)	1.0		3	0	0	0	1	0	0	0	0	0	0	8	11	0.00	0.000
30 David Robertson, R ERA: 3.56	(9, 1)	1.0		5	1	0	0	3	0	0	1	0	0	0	13	18	0.00	1.000

PITCHER	IP	WLS	BF	H	R	ER	SO	BB	IBB	HBP	BLK	WP	HR	S	P	ERA	WHIP

BOTTOM

Chicago White Sox @ Cleveland Indians

Progressive Field, Cleveland, OH

Sat Sep 24 2016, 7:12 PM - 10:40 PM EDT

Att. 32,088 - Clear - 66 F

livebaseballscorecards.com

AB	33
R	1
H	8
RBI	1
BB	3
SO	6
LOB	16

Batter	1	2	3	4	5	6	7	8	9	AB	R	H	RBI	BB	SO	LOB
12 Tim Anderson, R (1, 6) OBP: 0.300, SLG: 0.404	C FF 89 B CU 76 X FC 86 1-1 1B		X FC 86 0-0 ③ L8			C CH 83 B FC 84 B FC 86 X CU 74 2-1 ① G6-3		C SI 89 X FF 89 0-1 ① G6-3		4	0	1	0	0	0	0
53 Melky Cabrera, S (1, 7) OBP: 0.345, SLG: 0.452	B FF 88 1 SAFE C FC 86 1 SAFE X FF 88 1-1 ① F8			C CH 83 F FF 88 F FC 85 B FF 88 X FC 86 1-2 ① F8		C CH 86 F FF 88 B CU 76 B FC 84 B FF 88 X CH 84 3-2 ② F9		B SI 90 B SI 90 F SI 89 X SI 89 2-1 ② G4-3		4	0	0	0	0	0	1
79 José Abreu, R (1, 3) OBP: 0.351, SLG: 0.477	C CU 74 1 SAFE 1 SAFE B FF 88 F FC 86 1 SAFE B FF 87 X FF 88 2-2 ② L9			C FC 86 C CU 76 X FC 86 0-2 ② L9		B CU 76 F FF 88 X FC 86 1-1 ③ F9		C SI 92 B SL 85 B SI 90 F SI 91 F FF 92 X SI 90 2-2 ③ G6-3		4	0	0	0	0	0	1
44 Justin Morneau, L (1, 10) OBP: 0.291, SLG: 0.417 20 JB Shuck, L (7, PR) OBP: 0.252, SLG: 0.305 (7, 10)	C SI 87 B FC 86 B FF 88 F CH 82 X FF 89 2-2 ③ F8			F CU 75 X SI 85 0-1 ③ G4-3			B FF 87 B CH 84 F CH 84 S FC 85 F FF 87 F FC 86 X FF 88 2-2 E6 38 1B 26 1B 5 SF8		C FF 93 B FF 93 S FF 94 B FF 93 F FF 94 B FF 94 F FF 94 F FF 95 F FF 94 3-2 ① X FF 83 F7	3 1	0 1	0 0	0 0	0 0	1 0
21 Todd Frazier, R (1, 5) OBP: 0.306, SLG: 0.468		C CU 74 B FF 88 S FC 85 X CU 76 1-2 ① F8			X FC 85 0-0 5 S 5 1B 1B		C FC 86 F FF 88 S FC 85 0-3 ① K		C FF 96 B FC 90 B FC 89 F FF 96 B FF 95 B FF 96 4-2 26 E 26 S 38 1B BB	3	2	1	0	1	1	1
26 Avisaíl García, R (1, 9) OBP: 0.308, SLG: 0.390		F FF 88 F FC 87 B FF 89 X FF 88 1-2 ② G5-3			1 SAFE C FC 85 F SI 87 1 SAFE X FC 85 0-2 ① F9		S FF 87 1 SAFE S FC 86 F FF 87 D CU 76 X FC 85 1-2 5 E 38 1B 1-2 1B		B FC 88 B FF 95 B FF 96 C FF 95 F FF 96 C FF 96 3-3 ② K 1-3	4	0	1	0	0	1	2
38 Omar Narváez, L (1, 2) OBP: 0.352, SLG: 0.300		C FF 87 X FC 86 0-1 ③ L9			X FC 86 0-0 ② L7		C FF 88 C FC 86 D CH 84 X CU 76 1-2 5 E 1-2 2-3 1B		B FF 96 B FF 94 B FF 94 C FF 94 S FF 95 X FF 96 3-2 5 BB 3-H 1B	4	0	2	1	0	0	1
5 Yolmer Sánchez, S (1, 4) OBP: 0.239, SLG: 0.331			F FC 85 S CU 74 F FF 87 F CU 75 B FC 85 X CH 83 1-2 ① F8		C FC 85 B CH 84 F CH 84 B FC 86 F FC 86 X FC 85 2-2 1-H 1B		X FC 87 0-0 ② SF8 1-2 2-3 3-H		C FF 94 C FF 94 B FF 95 F FF 95 B FF 94 B FF 94 F FF 94 B FF 95 4-2 1-2 BB	2	0	1	2	1	0	0
28 Leury García, S (1, 8) OBP: 0.250, SLG: 0.222			C FC 85 B FF 87 F FC 85 F FF 88 B FC 85 X CH 84 2-2 ② G4-3		X CH 84 0-0 ③ G3		B CH 82 F SI 90 S FF 91 B FF 91 S FF 91 2-3 ③ K		F FF 93 B CH 81 B CH 82 F FF 94 B SL 85 X FF 94 3-2 ③ F8	4	0	0	0	0	1	5
Inning Stats	R: 0 E: 0 K: 0 S: 10 H: 1 LOB: 1 BB: 0 P: 16	R: 0 E: 0 K: 0 S: 8 H: 0 LOB: 0 BB: 0 P: 10	R: 0 E: 0 K: 0 S: 10 H: 0 LOB: 0 BB: 0 P: 13	R: 0 E: 0 K: 0 S: 9 H: 0 LOB: 0 BB: 0 P: 10	R: 1 E: 0 K: 0 S: 10 H: 2 LOB: 1 BB: 0 P: 12	R: 0 E: 0 K: 0 S: 7 H: 0 LOB: 0 BB: 0 P: 13	R: 1 E: 2 K: 2 S: 19 H: 2 LOB: 2 BB: 0 P: 25	R: 0 E: 0 K: 0 S: 8 H: 0 LOB: 0 BB: 0 P: 12	R: 1 E: 0 K: 1 S: 22 H: 1 LOB: 2 BB: 2 P: 42	1B: 6 2B: 0 3B: 0 HR: 0 SF: 1 SAC: 0 DP: 0 HBP: 0						

TOP

Chicago White Sox @ Cleveland Indians

Progressive Field, Cleveland, OH

Sun Sep 25 2016, 1:12 PM - 3:57 PM EDT

Att. 24,118 - Sunny - 70 F

livebaseballscorecards.com

AB	33
R	3
H	6
RBI	3
BB	2
SO	3
LOB	12

PITCHER		IP	WLS	BF	H	R	ER	SO	BB	IBB	HBP	BLK	WP	HR	S	P	ERA	WHIP
43 Josh Tomlin, R ERA: 4.48	(1, 1)	6.2	L	26	5	2	1	1	0	0	0	0	0	0	70	94	1.35	0.750
61 Dan Otero, R ERA: 1.46	(7, 1)	1.1		4	0	0	0	1	0	0	0	0	0	0	11	17	0.00	0.000
34 Zach McAllister, R ERA: 3.58	(9, 1)	0.2		5	1	1	0	1	2	0	0	0	0	0	19	36	0.00	4.500
65 Joe Colón, R ERA: 5.0	(9, 1)	0.1		1	0	0	0	0	0	0	0	0	0	0	3	6	0.00	0.000

PITCHER	IP	WLS	BF	H	R	ER	SO	BB	IBB	HBP	BLK	WP	HR	S	P	ERA	WHIP

Batter	1	2	3	4	5	6	7	8	9	AB	R	H	RBI	BB	SO	LOB
20 Rajai Davis, R (1, 8) OBP: 0.309, SLG: 0.395	C FF 90 X SL 89 0-1 ① G5-3		C FF 91 C SI 91 B SI 95 F SI 92 F SI 95 S SL 87 1-3 ③ K		L SL 90 S SL 89 S FF 95 0-3 ③ K			F SL 87 F CH 84 F FF 96 F SL 88 S FF 96 0-3 ② K		4	0	0	0	0	3	2
22 Jason Kipnis, L (1, 4) OBP: 0.341, SLG: 0.467	C FF 90 B SI 92 C SL 83 B SL 85 C FF 92 2-3 ② K			C SL 84 F CH 83 B SL 88 B SL 89 B SI 96 S FF 97 3-3 ① K		X SI 93 0-0 ① G4-3		C CH 83 S SI 88 B SI 96 S SL 89 1-3 ③ K		4	0	0	0	0	3	0
11 José Ramírez, S (1, 5) OBP: 0.367, SLG: 0.470	C FF 90 S CH 84 X CH 85 0-2 ③ G5-3			C SL 93 B SL 88 B FF 96 B CH 84 B SI 94 4-1 BB		C FF 91 C SL 90 X SL 89 0-2 ② P4			C FC 91 C KC 81 B KC 80 S KC 81 1-3 ① K2-3	3	0	0	0	1	1	0
26 Mike Napoli, R (1, 10) OBP: 0.337, SLG: 0.475		B SI 92 C FF 93 B CH 84 B SI 94 B SI 93 4-1 4 FC5-4 BB		F SL 90 B FF 95 B FF 93 S FF 95 S SL 88 2-3 ② K		B FF 95 C SI 95 X SL 89 1-1 ③ G6-3			C FC 90 B FC 90 S KC 80 S KC 78 1-3 ② K	3	0	0	0	1	2	1
41 Carlos Santana, S (1, 3) OBP: 0.361, SLG: 0.490		B CH 83 X FF 92 1-0 ① F8		1 SAFE D CH 85 1 SAFE F SI 92 C FF 95 X SL 88 1-2 ③ P6			F SI 93 C FF 91 B SL 87 X FF 94 1-2 36 WP 1B		C KC 79 B KC 80 F FC 90 S KC 81 1-3 ③ K	4	0	1	0	0	1	2
6 Brandon Guyer, R (1, 9) OBP: 0.371, SLG: 0.424		C FF 92 C FF 89 C SI 94 0-3 ② K			X SL 92 0-0 38 SH5-4 4 PB 1B		C FF 94 S SI 96 S FF 97 0-3 ① K			3	0	1	0	0	2	2
4 Coco Crisp, S (1, 7) OBP: 0.303, SLG: 0.395		B FF 93 X SI 91 1-0 ③ FC5-4 1-2f			B SL 82 F FF 92 B FF 94 F FF 94 F SL 87 B FF 95 F FF 92 B SL 85 4-2 38 SH5-4 BB 1-2		C FF 96 B CH 83 F FF 96 S SL 88 1-3 ② K			2	0	0	0	1	1	2
38 Chris Gimenez, R (1, 2) OBP: 0.277, SLG: 0.338 36 Jesús Aguilar, R (7, PH) 45 Adam Moore, R (8, 2)			C FF 90 B SL 83 X SI 92 1-1 ① L7		2 SAFE X FF 92 0-0 ① SH5-4 1-2 2-3		C FF 97 B SI 96 S SI 97 B SI 96 B SI 97 X SL 88 3-2 ③ G5-3 1-2			1 1 0	0 0 0	0 0 0	0 0 0	0 0 0	0 0 0	0 1 0
1 Michael Martinez, S (1, 6) OBP: 0.280, SLG: 0.323 35 Abraham Almonte, S (8, PH) OBP: 0.303, SLG: 0.415 9 Erik González, R (9, 6) OBP: 0.167, SLG: 0.091			X SI 92 0-0 ② G4-3		B SL 87 F SI 93 X FF 92 1-1 ② F9			B FF 95 F FF 90 C SI 92 B SL 88 B SI 96 F SL 84 S SL 86 3-3 ① K		2 1 0	0 0 0	0 0 0	0 0 0	0 1 0	0 0 0	2 0 0
Inning Stats	R: 0 H: 0 E: 0 LOB: 0 K: 1 BB: 0 S: 8 P: 10	R: 0 H: 0 E: 0 LOB: 1 K: 1 BB: 1 S: 6 P: 12	R: 0 H: 0 E: 0 LOB: 0 K: 1 BB: 0 S: 8 P: 10	R: 0 H: 0 E: 0 LOB: 1 K: 2 BB: 1 S: 10 P: 20	R: 0 H: 1 E: 0 LOB: 2 K: 1 BB: 1 S: 11 P: 16	R: 0 H: 0 E: 0 LOB: 0 K: 0 BB: 0 S: 6 P: 7	R: 0 H: 1 E: 0 LOB: 1 K: 2 BB: 0 S: 12 P: 17	R: 0 H: 0 E: 0 LOB: 0 K: 3 BB: 0 S: 12 P: 16	R: 0 H: 0 E: 0 LOB: 0 K: 3 BB: 0 S: 9 P: 12	1B: 2 2B: 0 3B: 0 HR: 0	SF: 0 SAC: 1 DP: 0 HBP: 0					

PITCHER	IP	WLS	BF	H	R	ER	SO	BB	IBB	HBP	BLK	WP	HR	S	P	ERA	WHIP
55 Carlos Rodón, L (1, 1) ERA: 4.08	8.0	W	29	2	0	0	11	3	0	0	0	1	0	73	108	0.00	0.625
30 David Robertson, R (9, 1) ERA: 3.5	1.0	S	3	0	0	0	3	0	0	0	0	0	0	9	12	0.00	0.000

PITCHER	IP	WLS	BF	H	R	ER	SO	BB	IBB	HBP	BLK	WP	HR	S	P	ERA	WHIP

BOTTOM

Chicago White Sox @ Cleveland Indians

Progressive Field, Cleveland, OH

Sun Sep 25 2016, 1:12 PM - 3:57 PM EDT

Att. 24,118 - Sunny - 70 F

livebaseballscorecards.com

AB	28
R	0
H	2
RBI	0
BB	3
SO	14
LOB	12

Cleveland Indians @ Detroit Tigers

Comerica Park, Detroit, MI

Mon Sep 26 2016, 7:12 PM - 10:35 PM EDT

Att. 24,981 - Partly Cloudy - 65 F

livebaseballscorecards.com

Batter	1	2	3	4	5	6	7	8	9	AB	R	H	RBI	BB	SO	LOB
41 Carlos Santana, S (1, 10) OBP: 0.361, SLG: 0.488	B FF 93 B FF 93 C FF 92 B CH 86 C FF 94 S FF 94 3-3 ① **K**	B CU 79 D FF 93 B CH 85 B FF 92 4-0 **1-2** **2-3** **BB**			C CH 82 C FF 91 X FF 90 0-2 22 2B **1B**		C FF 94 T FF 95 B FF 94 X FF 95 1-2 ① **F8**	C FF 92 X FF 92 0-1 **E9** **1-3** **2-H**		4	1	1	0	1	1	1
22 Jason Kipnis, L (1, 4) OBP: 0.340, SLG: 0.467	X FF 94 0-0 ② **F7**	C FF 93 C FC 87 B FF 93 D CH 88 X FC 88 2-2 ③ **G3-1**			B FF 91 F CH 84 F FF 91 B CU 86 B FF 92 X FF 93 3-2 12 SH5-3 **1-H** 26 SF8 **2B**		C FC 86 S FC 91 B FC 90 S FC 85 1-3 ② **K**	X FF 92 0-0 ③ **P5**		5	1	1	1	0	1	5
12 Francisco Lindor, S (1, 6) OBP: 0.355, SLG: 0.429	C FF 93 C FF 93 F FF 94 X FF 94 0-2 ③ **G3**		B CU 77 B CH 84 B FF 91 B FF 92 4-0 26 FC6-4 **BB**		X FF 92 0-0 ① **SH5-3** **2-3**		B SI 87 B FF 95 C SI 95 B FF 91 B SI 95 4-1 **BB**		B FF 94 X FF 95 1-0 ① **F7**	2	0	0	0	2	0	0
26 Mike Napoli, R (1, 3) OBP: 0.338, SLG: 0.473		B CU 84 B FF 91 F FF 92 B CH 85 S FF 94 F CH 86 B FF 94 4-2 11 FC6-4 **BB**	C FF 92 1 SAFE X CH 85 0-1 ① **FC6-4** **1-2f**		B CH 85 C FF 91 X CU 86 1-1 ② **SF8** **3-H**		D FC 84 T SI 96 1 SAFE 1 SAFE B SI 90 F SI 95 F FF 96 1 SAFE X FC 86 2-2 ③ **P4**		C FF 95 C FF 97 F FF 97 F FF 98 B SL 85 B SL 86 B FF 97 B SL 86 4-2 **BB**	2	0	0	1	2	0	2
11 José Ramírez, S (1, 5) OBP: 0.364, SLG: 0.465		D FF 93 S FF 94 X FF 93 1-1 ① **FC6-4** 4 HR **1-2f**	B CH 85 C FF 93 C FF 92 B FF 93 F CU 81 X FF 92 2-2 ② **P3**		C CH 84 B FF 91 X FF 92 1-1 ③ **F7**			B SL 88 C FF 92 B SI 92 F SL 88 X SI 92 2-2 ① **F8**	F FF 98 B FF 97 1 SAFE X SL 85 1-1 ② **F7**	5	1	0	0	0	0	3
8 Lonnie Chisenhall, L (1, 9) OBP: 0.332, SLG: 0.442		1 SAFE 1 SAFE 1 SAFE F FF 93 X FF 92 0-1 ② **F8**	1 SAFE C FF 92 X CH 86 0-1 ③ **G3**			C FC 86 B SI 91 X SI 90 1-1 ① **G4-3**		F SI 92 B FF 92 F SL 89 B FF 92 F FF 92 B SL 89 F SL 89 X SI 92 3-2 ② **F7**	B FF 97 X FF 96 1-0 ③ **F7**	5	0	0	0	0	0	3
4 Coco Crisp, S (1, 7) OBP: 0.305, SLG: 0.403 35 Abraham Almonte, S (8, 7) OBP: 0.303, SLG: 0.415		1 SAFE C CH 85 P PO 88 F FF 92 B FF 93 B FF 93 X FF 94 3-2 **1-H** **HR**	C FF 91 B CU 80 B CH 83 B CH 84 C FF 92 X CH 84 3-2 ① **G3-1**		B SI 90 F SI 90 X CH 84 1-1 ② **G4-3**	B SI 90 F SI 90 X CH 84 1-1 ② **G4-3**		B SI 92 X SI 91 1-0 20 1B 55 1B **1B**		4 0	2 0	2 0	2 0	0 0	0 0	0 0
72 Tyler Naquin, L (1, 8) OBP: 0.373, SLG: 0.526 20 Rajai Davis, R (6, PH) OBP: 0.310, SLG: 0.396 (6, 8)		C FF 92 S CH 87 B FF 93 B FF 92 B CH 87 B CH 86 4-2 41 BB 55 1B **BB**	X CH 85 0-0 ② **G1**			X SI 84 0-0 ③ **G6-3**		M SI 91 1 SAFE X FF 92 0-1 41 S 55 1B 41 E **1-2** **1B**		1 2	0 1	0 1	0 0	1 0	0 0	0 0
55 Roberto Pérez, R (1, 2) OBP: 0.276, SLG: 0.299		B FF 93 S CH 85 B CH 86 B FF 93 X FF 93 3-1 41 BB **1-2** **1B**	C FC 86 F FC 87 B FF 93 B CH 86 C FF 92 2-3 ③ **K**				C SI 93 X FC 89 0-1 **HR**	D SL 88 B SL 87 C SI 92 X SL 88 2-1 41 E **1-2** **2-H** **1B**		4	1	3	2	0	1	0

| Inning Stats | | | |

Cleveland Indians @ Detroit Tigers

Comerica Park, Detroit, MI

Mon Sep 26 2016, 7:12 PM - 10:35 PM EDT

Att. 24,981 - Partly Cloudy - 65 F

livebaseballscorecards.com

Batter	1	2	3	4	5	6	7	8	9	AB	R	H	RBI	BB	SO	LOB
3 Ian Kinsler, R (1, 4) OBP: 0.346, SLG: 0.477	B SI 92 F SI 92 B SI 92 X SL 91 2-1 ① F8		F SL 89 B SL 87 X CU 82 1-1 ① 4 FC6 1-2 1B		C FF 91 C FF 92 F SI 93 X SI 93 0-2 4 G4-3 24 1B 1B		F FC 93 B SL 80 T FC 93 F FC 93 X SL 82 1-2 4 G6-3 24 1B 2B		B KC 85 C FF 95 B FF 95 X FF 94 2-1 ② G4-3	5	2	3	0	0	0	0
4 Cameron Maybin, R (1, 8) OBP: 0.388, SLG: 0.428	B SI 94 C SL 90 C SI 95 S FF 95 1-3 ② K		B SI 92 X SI 93 1-0 ② FC6 1-2f		X SI 91 0-0 ① G4-3 1-2		B FC 93 F FC 93 B FC 94 C FC 92 B FC 95 F FC 94 X FC 94 3-2 ① G6-3 2-3		C FF 95 S KC 86 B FF 95 S FF 94 1-3 ③ K	5	0	0	0	0	2	3
24 Miguel Cabrera, R (1, 3) OBP: 0.387, SLG: 0.540	B CU 85 F SI 95 F SI 95 S FF 94 1-3 ③ K		C SI 93 D CU 83 S SL 89 1 SAFE F CU 85 1 SAFE X SL 89 1-2 ③ F8		X SI 92 0-0 41 G6-5-3 2-H 1B		S SL 84 B FF 96 X FF 96 1-1 3-H 1B			4	0	2	2	0	1	1
41 Victor Martinez, S (1, 10) OBP: 0.354, SLG: 0.482		X SI 92 0-0 28 HR 1B		B CH 86 C SI 93 X CH 86 1-1 ① G4-3	C SI 92 B CH 84 X CH 84 1-1 ②③ G6-5-3 1-2f		C SL 85 F SL 86 S SL 85 0-3 ② K			4	1	1	0	0	1	2
28 J.D. Martinez, R (1, 9) OBP: 0.380, SLG: 0.549		C SI 93 C SI 92 X SI 94 0-2 1-H HR		B SI 93 B CU 83 S CU 83 X SI 93 2-1 15 1B 8 BB 1B	B FF 91 B SL 84 X SI 91 2-0 ① G6-3		C FF 97 F FF 96 S SL 86 0-3 ③ K			4	1	2	2	0	1	1
8 Justin Upton, R (1, 7) OBP: 0.305, SLG: 0.450		C CU 84 B SL 90 S CU 84 B CU 85 C SI 95 2-3 ① K		T SL 90 B CU 83 B CU 84 B FF 92 B SL 90 4-1 15 1B 1-2 BB	C FC 94 S FC 94 F FC 94 S SL 80 1-3 ② K			C SL 83 C SL 84 B FF 97 F SL 85 X SL 85 1-2 ① G5-3		3	0	0	0	1	2	0
15 Erick Aybar, S (1, 5) OBP: 0.304, SLG: 0.320		F SL 90 B SI 93 X SL 90 1-1 ② F7		F SL 89 X SL 90 0-1 1-2 2-3 1B	B FC 94 F FC 93 B FC 94 B FC 94 C FC 93 B FC 94 4-2 34 1B BB			C FF 94 S SL 85 S SL 87 0-3 ② K		3	0	1	0	1	1	0
34 James McCann, R (1, 2) OBP: 0.270, SLG: 0.358		X SL 90 0-0 ③ F9		C SL 90 B SI 95 B SL 91 F SL 92 X CU 84 2-2 ② F8	B FC 94 F FC 94 B FC 94 C FC 93 1 SAFE X FC 95 2-2 1-3 1B			F FF 95 F FF 96 F SI 98 C SL 87 0-3 ③ K		4	0	1	0	0	1	3
1 Jose Iglesias, R (1, 6) OBP: 0.300, SLG: 0.327			H SI 92 1-0 3 CS HBP	C SI 94 C SI 95 F FF 95 B FF 95 X SI 96 1-2 ③ G4-3	C FC 94 F FC 95 F FC 94 F FC 95 D SL 83 F FC 96 F SL 81 F FC 93 C SL 82 1-3 ③ K				B FF 95 C FF 94 B FF 95 B FF 95 C FF 95 F FF 96 F FF 95 F FF 95 F FF 95 3-2 ① X FF 95 F9	3	0	0	0	0	1	5

	AB	R	H	RBI	BB	SO	LOB
BOTTOM	35	4	10	4	2	10	15

Inning Stats	1	2	3	4	5	6	7	8	9
	R: 0 E: 0 K: 2 S: 8 H: 0 LOB: 0 BB: 0 P: 12	R: 2 E: 0 K: 1 S: 10 H: 2 LOB: 0 BB: 0 P: 13	R: 0 E: 0 K: 0 S: 7 H: 1 LOB: 1 BB: 0 P: 11	R: 0 E: 0 K: 0 S: 14 H: 2 LOB: 3 BB: 1 P: 24	R: 1 E: 0 K: 0 S: 8 H: 2 LOB: 0 BB: 0 P: 9	R: 0 E: 0 K: 2 S: 18 H: 1 LOB: 2 BB: 1 P: 28	R: 1 E: 0 K: 2 S: 16 H: 2 LOB: 1 BB: 0 P: 21	R: 0 E: 0 K: 2 S: 11 H: 0 LOB: 0 BB: 0 P: 12	R: 0 E: 0 K: 1 S: 12 H: 0 LOB: 0 BB: 0 P: 18

1B: 8 SF: 0 WP: 0 PA: 38
2B: 1 SAC: 0 PB: 0
3B: 0 DP: 1 SB: 0
HR: 1 HBP: 1 CS: 1

PITCHER		IP	WLS	BF	H	R	ER	SO	BB	IBB	HBP	BLK	WP	HR	S	P	ERA	WHIP
28 Corey Kluber, R ERA: 3.14	(1, 1)	4.0		18	5	2	2	3	1	0	1	0	0	1	39	60	4.50	1.500
61 Dan Otero, R ERA: 1.57	(5, 1)	1.1		5	2	1	1	0	0	0	0	0	0	0	9	12	6.75	1.500
27 Bryan Shaw, R ERA: 3.14	(6, 1)	1.0	H	6	2	1	1	2	1	0	0	0	0	0	25	37	9.00	3.000
24 Andrew Miller, L ERA: 1.5	(7, 1)	1.2	W	6	1	0	0	4	0	0	0	0	0	0	19	21	0.00	0.600
37 Cody Allen, R ERA: 2.63	(9, 1)	1.0	S	3	0	0	0	1	0	0	0	0	0	0	12	18	0.00	0.000

PITCHER	IP	WLS	BF	H	R	ER	SO	BB	IBB	HBP	BLK	WP	HR	S	P	ERA	WHIP

Cleveland Indians @ Detroit Tigers

Comerica Park, Detroit, MI

Tue Sep 27 2016, 7:12 PM - 10:11 PM EDT

Att. 25,696 - Partly Cloudy - 66 F

livebaseballscorecards.com

Batter	1	2	3	4	5	6	7	8	9	AB	R	H	RBI	BB	SO	LOB
72 Tyler Naquin, L (1, 8) OBP: 0.371, SLG: 0.521	C FF 94 B FF 95 S FF 95 B FF 96 S FF 95 2-3 ① K		B FF 96 1 SAFE S FF 96 C FF 96 1 SAFE B FF 97 S FF 97 2-3 ③ K			1 SAFE B FF 95 1 SAFE B FF 96 B FF 94 C FF 95 C FF 96 B FF 97 4-2 **1-2** BB		C FC 86 S FF 91 S FF 91 0-3 ③ K		3	0	0	0	1	3	2
1 Michael Martinez, S (1, 4) OBP: 0.269, SLG: 0.310	B FF 95 S FF 95 S FF 96 T FF 96 1-2 ② K			C SL 90 X SL 90 0-1 ① G3		B FF 96 C CU 81 C CU 81 C SL 84 1-3 ② K			C SI 88 F CU 78 X FF 89 0-2 ① G6-3	4	0	0	0	0	2	2
35 Abraham Almonte, S (1, 9) OBP: 0.297, SLG: 0.406	B FF 94 C CU 80 X FF 92 1-1 ③ G3			C FF 94 C CU 80 T FF 95 0-2 ② K		B CU 80 C FF 97 C CU 82 B CU 82 B FF 96 S SL 91 3-3 ③ K			B SI 84 F SI 89 C FF 90 X CU 78 1-2 ② G6-3	4	0	0	0	0	2	2
41 Carlos Santana, S (1, 10) OBP: 0.359, SLG: 0.485		C FF 90 X CH 85 0-1 ① F9		C FF 95 B SL 90 C CU 80 S FF 97 1-3 ③ K			S FF 93 S CU 79 F SL 90 F CU 80 B CH 88 X CU 79 1-2 ① L4		C CU 77 X SI 90 0-1 ③ G6-3	4	0	0	0	0	1	0
6 Brandon Guyer, R (1, 7) OBP: 0.370, SLG: 0.423		B FF 93 X FF 94 1-0 36 CS 1B			F FF 93 C CU 79 C CU 81 0-3 ① K		C SL 88 B FF 95 C CU 80 X CH 86 1-2 ② P4			3	0	1	0	0	1	0
36 Jesús Aguilar, R (1, 3)		1 SAFE 1 SAFE B CU 78 1 SAFE F FF 94 C SL 90 B FF 96 1 SAFE B FF 96 3-3 ② ③ K **1-2** S SL 91			X SL 91 0-0 ② F8		C FF 94 B SL 89 B FF 96 S FF 95 X CU 82 2-2 ③ G4-3			3	0	0	0	0	1	1
38 Chris Gimenez, R (1, 5) OBP: 0.272, SLG: 0.331			C FF 93 B FF 93 F FF 95 F CU 80 X FF 95 1-2 ① F8		C FF 94 F FF 94 F CU 81 F SL 89 X SL 90 0-2 ③ G5-3			B FF 93 C SL 88 B CU 78 F FF 94 F FF 95 S CU 80 2-3 ① K		3	0	0	0	0	1	0
45 Adam Moore, R (1, 2)			C FF 95 B CU 80 C CU 80 S FF 94 1-3 ② K			F FF 92 B CU 79 B CU 78 X SL 89 2-1 ① P4		B CU 78 B SL 88 B FF 94 C FF 92 S FF 94 S FF 96 3-3 ② K		3	0	0	0	0	2	0
9 Erik González, R (1, 6) OBP: 0.333, SLG: 0.286			C CU 80 X FF 95 0-1 1B			B FF 94 B SL 90 C FF 95 X SL 91 2-1 72 BB 1B		S SL 90 S SL 88 X SL 90 0-2 1B		3	0	3	0	0	0	0

Inning Stats	1	2	3	4	5	6	7	8	9
	R: 0 E: 0 K: 2 S: 8 H: 0 LOB: 0 BB: 0 P: 12	R: 0 E: 0 K: 1 S: 6 H: 1 LOB: 1 BB: 0 P: 10	R: 0 E: 0 K: 2 S: 12 H: 1 LOB: 1 BB: 0 P: 16	R: 0 E: 0 K: 2 S: 8 H: 0 LOB: 0 BB: 0 P: 9	R: 0 E: 0 K: 1 S: 9 H: 0 LOB: 0 BB: 0 P: 9	R: 0 E: 0 K: 2 S: 12 H: 1 LOB: 2 BB: 1 P: 24	R: 0 E: 0 K: 0 S: 11 H: 0 LOB: 0 BB: 0 P: 15	R: 0 E: 0 K: 3 S: 13 H: 1 LOB: 1 BB: 0 P: 18	R: 0 E: 0 K: 0 S: 8 H: 0 LOB: 0 BB: 0 P: 9

1B: 4	SF: 0	WP: 0
2B: 1	SAC: 0	PB: 0
3B: 0	DP: 1	SB: 0
HR: 0	HBP: 0	CS: 1

PA: 31

TOP	
AB	30
R	0
H	4
RBI	0
BB	1
SO	13
LOB	7

PITCHER		IP	WLS	BF	H	R	ER	SO	BB	IBB	HBP	BLK	WP	HR	S	P	ERA	WHIP
35 Justin Verlander, R ERA: 3.1	(1, 1)	7.2	W	27	4	0	0	12	1	0	0	0	0	0	76	110	0.00	0.652
56 Kyle Ryan, L ERA: 3.13	(8, 1)	1.1		4	0	0	0	1	0	0	0	0	0	0	11	12	0.00	0.000

PITCHER	IP	WLS	BF	H	R	ER	SO	BB	IBB	HBP	BLK	WP	HR	S	P	ERA	WHIP

BOTTOM

Cleveland Indians @ Detroit Tigers

Comerica Park, Detroit, MI

Tue Sep 27 2016, 7:12 PM - 10:11 PM EDT

Att. 25,696 - Partly Cloudy - 66 F

Batter	1	2	3	4	5	6	7	8	9	AB	R	H	RBI	BB	SO	LOB
3 Ian Kinsler, R (1, 4) OBP: 0.348, SLG: 0.478 9 Nick Castellanos, R (8, PH) OBP: 0.333, SLG: 0.504 (9, 5)	C FF 94 B FF 94 B SI 93 B SL 86 B FF 94 4-1 4 2B 24 2B BB	C CU 75 B FF 93 C CH 87 C SL 85 1-3 ② K		C SI 94 F SI 94 X SI 91 0-2 1-3 2-H 1B		B SL 82 X SL 84 1-0 1B		B FF 96 S FF 96 S CH 88 B SL 86 B SL 87 X FF 96 3-2 18 3B 2B		3 1	1 1	2 1	1 0	1 0	1 0	1 0
4 Cameron Maybin, R (1, 8) OBP: 0.389, SLG: 0.430 18 Tyler Collins, L (8, PH) OBP: 0.305, SLG: 0.382 (9, 9)	B FF 94 X FF 93 1-0 1-3 24 2B 2B	B CH 86 B FF 92 C FF 94 B FF 93 B FF 94 4-1 24 HR BB		D FC 88 C FC 85 S FF 91 F FF 92 D FC 84 X FC 88 2-2 ① P3		B FF 91 F FF 92 B SL 81 F FF 91 B FF 91 X FF 92 3-2 ③ P3		X FF 96 0-0 2-H 17 HR 3B		3 1	2 1	1 1	0 1	1 0	0 0	3 0
24 Miguel Cabrera, R (1, 3) OBP: 0.391, SLG: 0.549 17 Andrew Romine, S (8, 3) OBP: 0.304, SLG: 0.322 (9, 7)	B FF 94 D SL 85 X SL 86 2-0 28 1B 2-H 3-H 2B	B FF 92 X CH 87 1-0 1-H 2-H HR		I IN 86 I IN 87 I IN 86 I IN 86 4-0 41 G4-6-3 IBB			B FF 92 F FF 92 B FF 92 X FF 92 2-1 28 BB 8 HR 1B	B CH 87 B FF 96 X FF 96 2-0 3-H HR		3 1	2 1	3 1	5 2	1 0	0 0	0 0
41 Victor Martinez, S (1, 10) OBP: 0.354, SLG: 0.480 33 Steven Moya, L (8, PH) OBP: 0.293, SLG: 0.505 (9, 10)	C FF 94 D SI 94 X CH 87 1-1 ① L4	X FF 92 ① 0-0 ③ 1B		B FC 92 B FC 84 D FC 92 X FC 92 3-0 ② ③ G4-6-3 1-2f			B CU 78 B CH 84 X FF 91 2-0 ① L8	F FF 97 S CH 88 B FF 97 B SL 85 F FF 96 F CH 88 X CH 88 2-2 40 G5-4-3 1B		4 1	0 0	1 1	0 0	0 0	0 0	5 0
28 J.D. Martinez, R (1, 9) OBP: 0.381, SLG: 0.547 40 JaCoby Jones, R (8, PH) OBP: 0.214, SLG: 0.321 (9, 8)	B FF 95 X CH 86 1-0 ② 8 1B 2-H 1B	F SI 93 S SI 92 B SI 94 S CU 82 1-3 ① K			C FC 88 B FC 88 X FC 91 1-1 ① G6-3		B FF 92 F FF 92 S FF 92 F FF 92 D CU 77 B FF 91 F FF 92 B FF 92 4-2 8 HR 1-2 BB	F FF 93 S SL 85 X SL 84 0-2 ②③ G5-4-3 1-2f		3 1	1 0	1 0	0 0	1 0	1 0	0 1
8 Justin Upton, R (1, 7) OBP: 0.308, SLG: 0.457 31 Casey McGehee, R (9, 3) OBP: 0.260, SLG: 0.239	B FF 88 B FF 93 X SI 94 2-0 1-3 1B	B SI 92 B SI 93 B SI 93 B SI 92 4-0 15 CS BB		F FF 92 B FF 92 B FC 87 X FC 92 2-1 ② G6-3			C FF 92 B SL 84 B SL 82 F FF 90 F FF 91 X CU 76 2-2 1-H 2-H HR			3 0	1 0	2 0	3 0	1 0	0 0	0 0
15 Erick Aybar, S (1, 5) OBP: 0.302, SLG: 0.317 (9, 4)	B FF 94 C FF 93 C CH 87 F SL 87 1 SAFE S CH 87 1-3 ③ K	B SI 92 B SI 92 F SI 92 F SI 93 B SI 92 F SI 93 C SI 91 3-3 ②③ K 1-2		C FF 91 C FC 87 F FC 83 X FC 88 0-2 ③ G3			C FF 92 B FF 92 F FF 92 X FF 91 1-2 ② F7			4 0	0 0	0 0	0 0	0 2	2 3	3 0
34 James McCann, R (1, 2) OBP: 0.273, SLG: 0.358		B FF 94 X FF 93 1-0 1 G3 24 HR 1B		B SI 92 B SI 92 H SI 90 3-0 1 1B 3 1B HBP		B CU 76 B FF 91 C FF 91 X SL 81 2-1 ① P3	C FF 91 F SL 84 C FF 93 0-3 ③ K			3 0	2 0	1 0	0 0	0 1	1 0	0 0
1 Jose Iglesias, R (1, 6) OBP: 0.300, SLG: 0.327 49 Dixon Machado, R (8, PH) OBP: 0.308, SLG: 0.100 (9, 6)		B SL 85 B FF 93 C FF 94 B SI 93 L FF 93 X FF 94 3-2 ① G3 1-2		F SI 92 B CU 80 D SI 92 S SI 91 F SI 92 X CU 82 2-2 3 1B 1-2 1B		C FF 91 B FF 92 B SL 83 C FF 91 X CU 76 2-2 ② G5-3		X FF 96 0-0 ① G6-3		3 1	0 0	1 0	0 0	0 0	0 0	1 0
Inning Stats	R: 2 E: 0 K: 1 S: 11 H: 4 LOB: 2 BB: 1 P: 23	R: 3 E: 0 K: 1 S: 10 H: 3 LOB: 1 BB: 1 P: 20	R: 0 E: 0 K: 2 S: 7 H: 0 LOB: 1 BB: 1 P: 15	R: 1 E: 0 K: 0 S: 12 H: 2 LOB: 2 BB: 1 P: 26	R: 0 E: 0 K: 0 S: 8 H: 0 LOB: 0 BB: 0 P: 11	R: 0 E: 0 K: 0 S: 9 H: 1 LOB: 1 BB: 0 P: 17	R: 3 E: 0 K: 1 S: 17 H: 2 LOB: 0 BB: 1 P: 28	R: 3 E: 0 K: 0 S: 14 H: 4 LOB: 0 BB: 0 P: 21								

livebaseballscorecards.com

AB	35
R	12
H	16
RBI	12
BB	5
SO	5
LOB	14

1B: 9 2B: 4 3B: 1 HR: 3	SF: 0 SAC: 0 DP: 3 HBP: 1	WP: 0 PB: 0 SB: 0 CS: 1	PA: 41
---	---	---	---

PITCHER		IP	WLS	BF	H	R	ER	SO	BB	IBB	HBP	BLK	WP	HR	S	P	ERA	WHIP
73 Mike Clevinger, R ERA: 5.33	(1, 1)	2.0	L	13	7	5	5	2	2	0	0	0	0	1	21	43	22.50	4.500
66 Perci Garner, R ERA: 4.82	(3, 1)	1.0		6	2	1	1	2	1	0	1	0	0	0	14	27	9.00	3.000
51 Shawn Armstrong, R ERA: 2.53	(4, 1)	2.0		6	0	0	0	0	0	1	0	0	0	0	13	25	0.00	0.000
62 Adam Plutko, R ERA: 7.36	(6, 1)	2.0		10	3	3	3	1	1	0	0	0	0	1	26	45	13.50	2.000
49 Austin Adams, R ERA: 9.82	(8, 1)	1.0		6	4	3	3	0	0	0	0	0	0	1	14	21	27.00	4.000

PITCHER	IP	WLS	BF	H	R	ER	SO	BB	IBB	HBP	BLK	WP	HR	S	P	ERA	WHIP

Cleveland Indians @ Detroit Tigers

Comerica Park, Detroit, MI

Wed Sep 28 2016, 7:11 PM - 9:57 PM EDT

Att. 26,934 - Drizzle - 60 F

TOP

livebaseballscorecards.com

Batter	1	2	3	4	5	6	7	8	9	AB	R	H	RBI	BB	SO	LOB
20 Rajai Davis, R (1, 7) OBP: 0.310, SLG: 0.396	C FF 94 C SL 86 S FC 85 0-3 ① K	X SI 93 0-0 ③ F8		X FC 88 0-0 22 BB 41 1B 2-H 1B						3	1	1	1	0	1	2
22 Jason Kipnis, L (1, 4) OBP: 0.343, SLG: 0.469	C FF 95 B FF 94 B FF 95 B FC 87 B FF 94 4-1 41 E 41 2B BB		F FF 93 B FC 87 X FC 89 1-1 41 BB 2B	B FF 88 B CU 72 F FF 88 B CU 75 D FF 90 4-1 41 1B 1-2 BB						1	1	1	0	2	0	0
12 Francisco Lindor, S (1, 6) OBP: 0.355, SLG: 0.428	C FF 93 B FC 86 1 SAFE C FC 88 S CH 85 1-3 ② K		F FF 93 F FF 93 B SI 94 B CH 85 B FC 87 B CH 86 4-2 41 BB BB	C FF 90 S CH 78 F CH 79 X FF 89 0-2 ② F7						2	0	0	0	1	1	3
41 Carlos Santana, S (1, 3) OBP: 0.362, SLG: 0.489	D FF 94 S CH 86 S FC 89 F FF 94 1 SAFE B FC 87 X CH 88 2-2 1-H 2B		B FF 93 F FF 94 B FF 94 C FC 88 B FC 94 B FC 88 4-2 1-2 2-3 BB	B CU 77 C CH 79 F CU 76 X CH 78 1-2 1-3 2-H 1B						2	0	2	2	1	0	0
11 José Ramírez, S (1, 5) OBP: 0.363, SLG: 0.463	C FC 88 B FF 93 X FF 93 1-1 ③ G4-3		X FF 95 0-0 ① F5	C FF 89 B FF 90 F CH 78 X CU 77 1-2 ③ G5-3						3	0	0	0	0	0	6
8 Lonnie Chisenhall, L (1, 9) OBP: 0.334, SLG: 0.443		B FF 93 B SI 93 F SI 93 F FF 94 F FF 94 B FC 87 F FF 94 X FF 94 3-2 72 1B 1B	B FF 95 F FF 95 F FF 95 X FF 95 1-2 ② P4		F CU 75 F FF 89 B FF 86 B FF 90 F FF 89 F CH 79 F CU 78 B FF 89 B FF 88 4-2 72 G3-6-3 BB					2	0	1	0	1	0	3
4 Coco Crisp, S (1, 10) OBP: 0.303, SLG: 0.400		X SI 93 0-0 ① F8	B CH 88 X FF 93 1-0 ③ G4-3		C CH 80 S FF 90 B CU 77 F FF 89 B CU 77 S CH 79 2-3 ① K					3	0	0	0	0	1	5
72 Tyler Naquin, L (1, 8) OBP: 0.374, SLG: 0.522		B FF 93 C FF 92 B FF 92 1 SAFE C FF 94 F FF 94 F FF 95 1 SAFE B FF 93 3-2 X FF 95 55 S 1-3 1B		C FF 94 B FF 95 X FF 94 1-1 55 G5-3 20 1B 1B	C FF 90 C CU 76 B FF 90 B FF 89 X CU 76 2-2 ② ③ G3-6-3 1-2f					3	1	2	0	0	0	1
55 Roberto Pérez, R (1, 2) OBP: 0.273, SLG: 0.295		C FC 86 B SI 94 C SI 94 F FF 94 B FC 84 D FC 87 S FC 88 3-3 ② K 1-2		L SI 95 B SI 94 B FC 88 S SI 95 X SI 94 2-2 ① G5-3 1-2						2	0	0	0	0	1	3
Inning Stats	R: 1 H: 1 E: 1 LOB: 1 K: 2 BB: 1 S: 13 P: 21	R: 0 H: 2 E: 0 LOB: 2 K: 1 BB: 0 S: 16 P: 25	R: 0 H: 1 E: 0 LOB: 3 K: 0 BB: 2 S: 11 P: 22	R: 2 H: 3 E: 0 LOB: 2 K: 0 BB: 1 S: 17 P: 26	R: 0 H: 0 E: 0 LOB: 0 K: 1 BB: 1 S: 12 P: 20					1B: 5 SF: 0 2B: 2 SAC: 0 3B: 0 DP: 1 HR: 0 HBP: 0						

AB	21
R	3
H	7
RBI	3
BB	5
SO	4
LOB	23

WP: 0 PA: 26
PB: 0
SB: 1
CS: 0

PITCHER		IP	WLS	BF	H	R	ER	SO	BB	IBB	HBP	BLK	WP	HR	S	P	ERA	WHIP
32 Michael Fulmer, R ERA: 3.06	(1, 1)	3.1		19	6	3	3	3	3	0	0	0	0	0	46	77	8.10	2.700
65 Blaine Hardy, L ERA: 3.51	(4, 1)	1.2	W	7	1	0	0	1	2	0	0	0	0	0	23	37	0.00	1.800

PITCHER	IP	WLS	BF	H	R	ER	SO	BB	IBB	HBP	BLK	WP	HR	S	P	ERA	WHIP

Batter	1	2	3	4	5	6	7	8	9	AB	R	H	RBI	BB	SO	LOB
3 Ian Kinsler, R (1, 4) OBP: 0.348, SLG: 0.482	C FF 94 B CU 82 C FF 94 B FF 95 C FF 95 2-3 ① K		X FF 93 0-0 2-H HR		C FF 94 S SL 85 B SI 96 D CH 84 X FF 94 2-2 ① 1-2f FC6-4 4 1B 24 HR					3	2	1	2	0	1	1
4 Cameron Maybin, R (1, 8) OBP: 0.388, SLG: 0.429	B CU 82 B SI 96 S FF 96 B FF 97 S FF 95 F FF 96 X FF 95 3-2 ② F9		C FF 94 B CU 83 B CH 88 F FF 95 F FF 95 S CH 87 2-3 ① K		C SI 95 D SI 94 X SI 94 1-1 1-2 24 HR 1B					3	1	1	0	0	1	0
24 Miguel Cabrera, R (1, 3) OBP: 0.392, SLG: 0.555	B FF 94 F FC 87 C CU 81 X SI 97 1-2 ③ 1B		B CU 83 F FF 94 F FF 95 B CH 86 S CH 86 2-3 ② K		X FF 94 0-0 1-H 2-H HR					3	1	2	3	0	1	0
41 Victor Martinez, S (1, 10) OBP: 0.352, SLG: 0.477		C CU 79 X FF 95 0-1 ① G4-3	B FF 93 B CH 86 S CH 86 S FF 95 F CH 86 B FF 86 X CH 86 3-2 ③ P3		X SI 85 0-0 ② F7					3	0	0	0	0	0	0
28 J.D. Martinez, R (1, 9) OBP: 0.381, SLG: 0.548		C FF 93 B FF 93 C CU 82 X CU 80 1-2 ② G6-3		S SI 92 B SI 92 C SI 92 B CU 83 S CU 84 2-3 ① K	F FF 95 F SI 95 F SI 95 X SI 86 0-2 2B					3	0	1	0	0	1	0
8 Justin Upton, R (1, 7) OBP: 0.308, SLG: 0.455		C CU 80 B FF 94 S CU 81 B FF 96 B FF 97 B FF 96 4-2 BB		B SI 92 C CU 84 C SI 93 F FF 92 B CU 84 S CU 83 2-3 ② K	C SI 94 B SI 95 B SI 94 X FF 94 2-1 ③ P6					2	0	0	0	1	1	1
9 Nick Castellanos, R (1, 5) OBP: 0.333, SLG: 0.503		B FF 95 X FF 95 1-0 ③ F9		B CU 84 S CU 84 B CU 84 S CU 83 B SI 92 B CU 82 4-2 BB						1	0	0	0	1	0	1
34 James McCann, R (1, 2) OBP: 0.274, SLG: 0.362			B FF 94 X FF 92 1-0 1 2B 2B	C SI 92 C CU 81 X CU 82 0-2 ③ P4						2	1	1	0	0	0	1
1 Jose Iglesias, R (1, 6) OBP: 0.303, SLG: 0.333			B FF 95 C FF 94 B CH 85 X CH 86 2-1 3 HR 2-H 2B		C FF 95 B SI 94 X FF 94 1-1 3 FC6-4 1B					2	1	2	1	0	0	0
Inning Stats	R: 0 E: 0 K: 1 S: 10 H: 1 LOB: 1 BB: 0 P: 16	R: 0 E: 0 K: 0 S: 8 H: 0 LOB: 1 BB: 1 P: 14	R: 3 E: 0 K: 2 S: 15 H: 3 LOB: 0 BB: 0 P: 25	R: 0 E: 0 K: 2 S: 12 H: 0 LOB: 1 BB: 1 P: 20	R: 3 E: 0 K: 0 S: 15 H: 4 LOB: 1 BB: 0 P: 21					1B: 3 2B: 3 3B: 0 HR: 2	SF: 0 SAC: 0 DP: 0 HBP: 0					

PITCHER		IP	WLS	BF	H	R	ER	SO	BB	IBB	HBP	BLK	WP	HR	S	P	ERA	WHIP
34 Zach McAllister, R ERA: 3.44	(1, 1)	2.0		7	1	0	0	1	1	0	0	0	0	0	18	30	0.00	1.000
56 Cody Anderson, R ERA: 6.68	(3, 1)	1.0		6	3	3	3	2	0	0	0	0	0	1	15	25	27.00	3.000
53 Jeff Manship, R ERA: 3.14	(4, 1)	1.0		4	0	0	0	2	1	0	0	0	0	0	12	20	0.00	1.000
65 Joe Colón, R ERA: 7.2	(5, 1)	1.0	L	7	4	3	3	0	0	0	0	0	0	1	15	21	27.00	4.000

PITCHER	IP	WLS	BF	H	R	ER	SO	BB	IBB	HBP	BLK	WP	HR	S	P	ERA	WHIP

BOTTOM

Cleveland Indians @ Detroit Tigers

Comerica Park, Detroit, MI

Wed Sep 28 2016, 7:11 PM - 9:57 PM EDT

Att. 26,934 - Drizzle - 60 F

livebaseballscorecards.com

AB	22
R	6
H	8
RBI	6
BB	2
SO	5
LOB	4

1B: 3 SF: 0 WP: 0 PA: 24
2B: 3 SAC: 0 PB: 0
3B: 0 DP: 0 SB: 0
HR: 2 HBP: 0 CS: 0

Cleveland Indians @ Kansas City Royals

Kauffman Stadium, Kansas City, MO

Fri Sep 30 2016, 7:16 PM - 9:51 PM CDT

Att. 24,741 - Clear - 66 F

TOP

livebaseballscorecards.com

Batter	1	2	3	4	5	6	7	8	9	AB	R	H	RBI	BB	SO	LOB
41 Carlos Santana, S (1, 3) OBP: 0.364, SLG: 0.495 36 Jesús Aguilar, R (8, 3)	X SI 96 0-0 2B		D CU 84 X SI 98 1-0 22 SF9 1-H 2-H 3B		B SI 96 C CU 83 B CH 87 B CH 85 X SI 97 3-1 ① L7		D SL 86 B FF 93 F SL 87 X SL 86 2-1 12 HR 2-3 1B	B FF 90 B FF 91 D SL 84 C SL 84 X FF 91 3-1 ③ G5-3		5 0	2 0	3 0	2 0	0 0	0 0	1 0
22 Jason Kipnis, L (1, 4) OBP: 0.341, SLG: 0.467 35 Abraham Almonte, S (7, 9) OBP: 0.295, SLG: 0.403	C CH 86 B CU 86 F SI 98 B SI 98 F CU 86 S CU 87 2-3 ① K		C SI 98 X SI 98 0-1 ① SF9 3-H		C FF 98 C CU 84 S CU 87 0-3 ② K		S FF 92 T SI 92 S SL 86 0-3 ① K		F FF 94 B FF 94 X CU 84 1-1 ① F7	3 1	0 0	0 0	1 0	0 0	3 0	4 0
12 Francisco Lindor, S (1, 6) OBP: 0.359, SLG: 0.436 9 Erik González, R (8, 6) OBP: 0.313, SLG: 0.267	B SI 98 F SI 98 C SI 99 D CU 86 B CU 87 D CU 87 4-2 26 G5-4-3 BB		C FF 96 B SI 99 B FF 97 X FF 98 2-1 26 F9 11 1B 2B		H SI 98 1-0 26 PO HBP		B SI 93 B SL 85 B SI 92 X SI 92 3-0 1-H 3-H HR		S SL 87 S SL 89 S SL 88 0-3 ② K	2 1	2 0	2 0	3 0	1 0	0 1	0 0
26 Mike Napoli, R (1, 10) OBP: 0.338, SLG: 0.472	C CH 88 S SI 98 F SI 99 X CH 88 0-2 ②③ G5-4-3 1-2f		B CU 85 B SI 98 X SI 97 2-0 ② F9 2-3		1 SAFE C CU 84 F SI 98 1 SAFE 0-2 ③ PO 1-2	C CU 80 B CH 86 B CH 87 S CH 85 B CU 87 B CH 86 4-2 11 2B BB	C SI 93 B SL 86 X SL 86 1-1 11 FC6-4 1B		C FF 95 B SL 87 C FF 94 B FF 93 B FF 94 F SL 88 X FF 94 3-2 ③ F9	4	0	1	0	1	0	3
11 José Ramírez, S (1, 5) OBP: 0.363, SLG: 0.465		C CH 85 F FF 97 B SI 99 B CU 86 X SI 98 2-2 ① G3-1	B CU 85 F CH 88 X FF 98 1-1 8 E 3-H 1B			B CU 82 C CH 86 X CU 83 1-1 1-3 2B	B SI 92 X SI 92 1-0 ② FC6-4 1-2f			4	0	2	1	0	0	2
8 Lonnie Chisenhall, L (1, 9) OBP: 0.331, SLG: 0.438 10 Yan Gomes, R (7, 2) OBP: 0.198, SLG: 0.313		C SI 97 C CU 85 S CU 86 0-3 ② K	1 SAFE F SI 97 X CU 84 0-1 ③ F7 1-2			B SI 97 B CU 84 C CH 85 B FF 97 C CU 84 F CU 85 S CH 86 3-3 ① K	D SL 87 F SI 90 F FF 91 F SL 87 D SL 87 X FF 91 2-2 ③ P4			4 0	0 0	0 0	0 0	0 0	2 0	5 0
20 Rajai Davis, R (1, 7) OBP: 0.307, SLG: 0.392 (8, 8)		C FF 99 S SI 99 B CU 86 S CU 86 1-3 ③ K		C CU 81 X SI 97 0-1 ① G5-3		S CU 87 S CU 87 D CU 88 B CH 88 S SI 98 2-3 ② K		F SL 85 S FF 91 F SI 91 B SL 85 S SL 86 1-3 ① K		4 0	0 0	0 0	0 0	0 0	3 0	2 0
72 Tyler Naquin, L (1, 8) OBP: 0.374, SLG: 0.521 6 Brandon Guyer, R (8, PH) OBP: 0.372, SLG: 0.423 (8, 7)			F SI 96 B SI 98 X FF 97 1-1 55 BB 41 3B 1B	B CH 84 C CU 83 S CH 87 B SI 98 S CU 84 2-3 ② K2-3		B FF 98 S CU 85 X CU 86 1-1 ③ G1-3		B FF 91 F SI 91 B FF 92 F SL 85 B SL 87 B SI 92 4-2 1 FC5-4 BB		3 0	1 0	1 0	0 0	0 1	1 0	2 0
55 Roberto Pérez, R (1, 2) OBP: 0.280, SLG: 0.298 1 Michael Martinez, S (7, PR) OBP: 0.267, SLG: 0.307 (7, 4)			B SI 97 S CH 87 L SI 98 F SI 98 1 SAFE B SI 98 B SI 97 F SI 98 B SI 97 4-2 41 3B 1-2 BB	B SI 97 C CU 83 S CH 86 C CU 86 1-3 ③ K			B SI 92 C SL 84 B SL 86 X SI 91 2-1 E1 41 1B 12 HR 1B	B FF 91 X SL 84 1-0 ② FC5-4 1-2f		2 1	1 1	1 0	0 0	1 0	1 0	0 1

	AB	R	H	RBI	BB	SO	LOB
TOP	34	7	10	7	4	11	20

Inning Stats	1	2	3	4	5	6	7	8	9	1B	SF	WP	PA
R	0	0	4	0	0	0	3	0	0	5	1	0	41
E	0	0	1	0	0	1	1	0	0	2B 3	SAC 0	PB 0	
K	1	2	0	2	1	2	1	1	1	3B 1	DP 1	SB 0	
S	11	9	16	8	7	13	15	9	9	HR 1	HBP 1	CS 0	
H	1	0	4	0	0	1	4	0	0				
LOB	1	0	1	0	0	2	2	1	0				
BB	1	0	1	0	0	1	0	1	0				
P	17	12	27	11	11	24	26	18	13				

PITCHER	IP	WLS	BF	H	R	ER	SO	BB	IBB	HBP	BLK	WP	HR	S	P	ERA	WHIP
30 Yordano Ventura, R (1, 1) ERA: 4.45	6.0	L	26	6	4	4	8	3	0	1	0	0	0	64	102	6.00	1.500
33 Brian Flynn, L (7, 1) ERA: 2.6	2.0		11	4	3	3	2	1	0	0	0	0	1	24	44	13.50	2.500
62 Brooks Pounders, R (9, 1) ERA: 10.03	1.0		3	0	0	0	1	0	0	0	0	0	0	9	13	0.00	0.000

PITCHER	IP	WLS	BF	H	R	ER	SO	BB	IBB	HBP	BLK	WP	HR	S	P	ERA	WHIP

Batter	1	2	3	4	5	6	7	8	9	AB	R	H	RBI	BB	SO	LOB
14 Billy Burns, S (1, 7) OBP: 0.271, SLG: 0.297	C FF 85 B FF 86 C FF 87 X CH 80 1-2 15 SH3 35 1B 1B		C FF 86 B FC 85 X FF 87 1-1 ② G6-3			C FF 91 B CU 78 X CH 84 1-1 ② G6-3		X FF 96 0-0 ③ G6-3		4	1	1	0	0	0	1
15 Whit Merrifield, R (1, 5) (8, 4) OBP: 0.320, SLG: 0.389	C FF 86 1 SAFE X FF 87 0-1 ① SH3 1-2		C CU 70 B CH 81 X FF 87 1-1 ③ F7			C SI 91 X SI 91 0-1 ③ G5-3			B FF 94 B FF 94 X FF 94 2-0 ① F9	3	0	0	0	0	0	0
35 Eric Hosmer, L (1, 3) OBP: 0.328, SLG: 0.433 19 Cheslor Cuthbert, R (8, 5) OBP: 0.319, SLG: 0.409	B FF 86 X FF 86 1-0 25 1B 2-H 1B			B CH 80 C CH 80 B FC 85 S CH 80 S FF 89 2-3 ① K			B SI 90 C FF 90 B CH 83 C SI 91 F FF 91 S CH 84 2-3 ① K		B FF 96 X FF 96 1-0 ② G4-3	3 1	0 0	1 0	1 0	0 0	2 0	0 0
25 Kendrys Morales, S (1, 10) OBP: 0.329, SLG: 0.470	C FF 86 B FF 86 D CH 81 B CH 80 X FF 87 3-1 16 G6-4-3 1-2 1B			X FF 88 0-0 ② F8			C FF 91 S FF 92 T FF 93 0-2 ② K		S KC 85 C KC 85 S KC 84 0-3 ③ K	4	0	1	0	0	2	0
16 Paulo Orlando, R (1, 8) OBP: 0.333, SLG: 0.408	X FC 85 0-0 ②③ G6-4-3 1-2f			S FF 87 F FF 87 B CH 82 S FF 88 1-3 ③ K			S FC 93 S FC 93 F FC 95 S FC 94 0-3 ③ K			3	0	0	0	0	2	2
2 Alcides Escobar, R (1, 6) OBP: 0.293, SLG: 0.352 12 Daniel Nava, S (8, 3) OBP: 0.308, SLG: 0.304		C FF 87 B CH 81 C FF 88 X FF 88 1-2 ① F8			C CU 71 B CH 81 B FC 85 C FF 87 X FF 88 2-2 ① G4-3			B FC 92 F FC 92 X FC 92 1-1 ① G6-3		2 1	0 0	0 0	0 0	0 0	0 0	0 0
Hunter Dozier, R (1, 9) OBP: 0.286, SLG: 0.263		S CH 80 B CH 81 B FF 87 X CH 81 2-1 ② G1-3			B CH 82 F CH 82 F FF 88 C FC 85 1-3 ② K			F FC 93 C SL 80 F FC 94 B SL 82 X SL 82 1-2 9 3B 1B		3	1	1	0	0	1	0
9 Drew Butera, R (1, 2) OBP: 0.323, SLG: 0.487		F FF 87 B CH 81 X FF 88 1-1 ③ F8			F CH 80 C CU 72 F FF 88 B FF 88 B FF 89 C FF 89 2-3 ③ K			B SL 82 S SL 82 X FF 94 1-1 1-H 3B		3	0	1	1	0	1	0
27 Adalberto Mondesi, S (1, 4) (8, 6) OBP: 0.231, SLG: 0.281			B FF 85 B FF 84 B FF 85 C FF 85 F FF 86 X FF 87 3-2 ① P3			C SI 91 F FF 91 X CU 76 0-2 ① G4-3		B FF 95 C SL 84 F SL 85 F SL 85 D SL 85 F SL 84 S SL 87 2-3 ② K		3	0	0	0	0	1	1
Inning Stats	R: 1 E: 0 K: 0 S: 9 H: 3 LOB: 1 BB: 0 P: 14	R: 0 E: 0 K: 0 S: 7 H: 0 LOB: 0 BB: 0 P: 11	R: 0 E: 0 K: 0 S: 7 H: 0 LOB: 0 BB: 0 P: 12	R: 0 E: 0 K: 2 S: 7 H: 0 LOB: 0 BB: 0 P: 10	R: 0 E: 0 K: 2 S: 10 H: 0 LOB: 0 BB: 0 P: 15	R: 0 E: 0 K: 0 S: 7 H: 0 LOB: 0 BB: 0 P: 8	R: 0 E: 0 K: 3 S: 11 H: 0 LOB: 0 BB: 0 P: 13	R: 1 E: 0 K: 1 S: 14 H: 2 LOB: 1 BB: 0 P: 19	R: 0 E: 0 K: 1 S: 5 H: 0 LOB: 0 BB: 0 P: 8	1B: 4 2B: 0 3B: 1 HR: 0 SF: 0 SAC: 1 DP: 1 HBP: 0						

PITCHER		IP	WLS	BF	H	R	ER	SO	BB	IBB	HBP	BLK	WP	HR	S	P	ERA	WHIP
54 Ryan Merritt, L ERA: 1.64	(1, 1)	5.0	W	17	3	1	1	4	0	0	0	0	0	0	40	62	1.80	0.600
61 Dan Otero, R ERA: 1.53	(6, 1)	1.2	H	5	0	0	0	2	0	0	0	0	0	0	14	17	0.00	0.000
27 Bryan Shaw, R ERA: 3.24	(7, 1)	0.2		3	1	1	1	1	0	0	0	0	0	0	10	12	13.50	1.500
24 Andrew Miller, L ERA: 1.49	(8, 1)	0.2		3	1	0	0	1	0	0	0	0	0	0	8	11	0.00	1.500
37 Cody Allen, R ERA: 2.59	(9, 1)	1.0		3	0	0	0	1	0	0	0	0	0	0	5	8	0.00	0.000

PITCHER	IP	WLS	BF	H	R	ER	SO	BB	IBB	HBP	BLK	WP	HR	S	P	ERA	WHIP

BOTTOM

Cleveland Indians @ Kansas City Royals

Kauffman Stadium, Kansas City, MO

Fri Sep 30 2016, 7:16 PM - 9:51 PM CDT

Att. 24,741 - Clear - 66 F

livebaseballscorecards.com

AB	30
R	2
H	5
RBI	2
BB	0
SO	9
LOB	4

Cleveland Indians @ Kansas City Royals

Kauffman Stadium, Kansas City, MO

Sat Oct 01 2016, 3:19 PM - 6:38 PM CDT

Att. 28,569 - Overcast - 68 F

TOP

livebaseballscorecards.com

Batter	1	2	3	4	5	6	7	8	9	AB	R	H	RBI	BB	SO	LOB
41 Carlos Santana, S (1, 10) OBP: 0.367, SLG: 0.501	B SI 90 B CH 80 C SI 92 B SI 92 C SI 92 F SI 92 F SI 93 B CH 82 4-2 11 HBP 22 1B BB	C KC 78 X SI 91 0-1 1-3 2B		F CH 81 F SI 92 B SI 93 F FF 93 S FF 92 1-3 K		B SI 93 B SI 92 B SI 92 C SI 92 C SI 93 F SL 84 X SI 93 3-2 3B		C SI 93 D SI 93 B FF 94 B CH 85 C CH 85 B SL 87 4-2 12 2B 1-2 2-3 BB		3	0	2	0	2	1	1
22 Jason Kipnis, L (1, 4) OBP: 0.340, SLG: 0.465 10 Yan Gomes, R (8, 2) OBP: 0.198, SLG: 0.313	C KC 77 C SI 93 X KC 80 0-2 11 HBP 1-2 1B	C SI 92 S CH 84 C SI 92 0-3 K		1 SAFE X CH 82 0-0 G4-3		B SL 83 X SI 91 1-0 G1-3		B SI 93 C SI 93 F SI 94 X FF 94 1-2 L4		5 0	0 0	1 0	0 0	0 0	1 0	7 0
12 Francisco Lindor, S (1, 6) OBP: 0.360, SLG: 0.438	B CH 81 S SI 93 S CH 82 F KC 81 B CH 83 X SI 92 2-2 P5	B SI 92 C KC 78 X CH 83 1-1 F7			B KC 76 F SI 92 B CH 83 F CH 80 B KC 79 F SI 92 B SI 94 4-2 11 1B 8 SF7 BB		B FF 94 C FF 94 C FF 94 B FF 95 B FF 95 B FF 94 4-2 26 G4-6-3 BB	C SL 86 B SI 93 X SI 93 1-1 1-3 2-H 3-H 2B		3	1	1	2	2	0	4
26 Mike Napoli, R (1, 3) OBP: 0.335, SLG: 0.468 36 Jesús Aguilar, R (9, 3)	F CH 81 X SI 93 0-1 P5		B CH 81 C SI 89 F SI 92 B CH 83 B SI 92 X SI 93 3-2 L8		B SI 91 1 SAFE 1 SAFE B SI 92 C SI 93 1 SAFE C SI 92 S SI 92 2-3 K		F FF 93 1 SAFE 1 SAFE X FF 93 0-1 G4-6-3 1-2f	X SI 93 0-0 G6-3		5 0	0 0	0 0	0 0	0 0	1 0	7 0
11 José Ramírez, S (1, 5) OBP: 0.364, SLG: 0.463	C KC 78 C CH 83 H FF 94 1-2 1-2 2-3 HBP		B SI 91 C KC 76 X SI 92 1-1 F8		C SI 92 B SI 92 1 SAFE F CH 83 B CH 84 X SI 93 2-2 1-3 1B		B FF 95 C CH 86 B FF 95 B FF 92 X FF 94 3-1 G4-3		C FF 91 B SL 84 B FF 90 X FF 90 2-1 F7	4 0	0 0	1 0	0 0	0 0	0 0	0 0
8 Lonnie Chisenhall, L (1, 9) OBP: 0.331, SLG: 0.444 20 Rajai Davis, R (8, PH) OBP: 0.308, SLG: 0.391 (8, 7)	B KC 78 X KC 78 1-0 P4		C SI 92 B SI 90 C KC 78 F SI 92 X KC 79 1-2 4 WP 3B		C KC 79 1 SAFE B SI 92 X CH 82 1-1 3-H SF7			B FF 91 B CH 82 B FF 90 C FF 93 C FF 92 B FF 93 4-2 35 S 35 E BB	C SL 85 S FF 91 B SL 85 S SL 85 1-3 K	2 1	1 1	1 0	1 0	0 1	0 1	3 0
4 Coco Crisp, S (1, 7) OBP: 0.302, SLG: 0.398 9 Erik González, R (8, 4) OBP: 0.353, SLG: 0.313		B SI 91 F SI 93 B KC 77 S SI 92 B CH 84 B SI 92 4-2 72 S 72 1B BB	C KC 77 S CH 83 B CH 83 B KC 79 S CH 84 2-3 K 3-H		1 SAFE C SI 92 B CH 82 1 SAFE C SI 92 F KC 79 C CH 84 1-3 K		C FF 92 1 SAFE 1 SAFE 1 SAFE C FF 92 1 SAFE B FF 91 1 SAFE S FF 93 1-3 K	B SL 83 B FF 93 S FF 92 B FF 91 X FF 92 3-1 35 CS 1B	3 1	1 0	0 1	0 0	1 0	3 0	2 0
72 Tyler Naquin, L (1, 8) OBP: 0.373, SLG: 0.519 35 Abraham Almonte, S (8, PH) OBP: 0.294, SLG: 0.401 (8, 9)		1 SAFE S SI 93 D SI 92 B CH 80 X CH 81 2-1 55 FC1-6 1-H 1B		C FF 90 X SI 90 0-1 L8		X SL 82 0-0 G3-1		1 SAFE B SI 94 F SL 88 B SI 93 B SI 93 X SI 94 3-1 E4 41 BB 55 BB 12 2B 1-H	C FF 89 0-1 CS 1-2	3 1	0 1	1 0	1 0	0 0	0 0	0 0
55 Roberto Pérez, R (1, 2) OBP: 0.285, SLG: 0.294 1 Michael Martínez, S (8, PR) OBP: 0.267, SLG: 0.307 (8, 8)		X SI 90 0-0 FC1-6 41 2B 1-2f		C SI 91 B KC 78 F SI 91 B CH 82 F KC 78 B CH 83 F SI 92 B SI 93 4-2 BB		C SI 92 S SL 85 T SI 92 0-2 K		B SI 93 B SI 93 B SI 93 C FF 94 1 SAFE B FF 95 4-1 41 BB 12 2B 1-2 BB		2 0	0 1	0 0	0 0	2 0	1 0	1 0
Inning Stats	R: 0 E: 0 K: 0 S: 16 H: 1 LOB: 3 BB: 1 P: 24	R: 1 E: 0 K: 1 S: 12 H: 2 LOB: 2 BB: 1 P: 19	R: 1 E: 0 K: 1 S: 12 H: 1 LOB: 0 BB: 0 P: 19	R: 0 E: 0 K: 1 S: 11 H: 0 LOB: 1 BB: 1 P: 16	R: 1 E: 0 K: 2 S: 15 H: 1 LOB: 1 BB: 1 P: 25	R: 0 E: 0 K: 1 S: 9 H: 1 LOB: 1 BB: 0 P: 13	R: 0 E: 0 K: 0 S: 6 H: 0 LOB: 0 BB: 1 P: 13	R: 3 E: 1 K: 1 S: 16 H: 1 LOB: 3 BB: 3 P: 34	R: 0 E: 0 K: 1 S: 8 H: 1 LOB: 0 BB: 0 P: 14	1B: 4 2B: 2 3B: 2 HR: 0 SF: 1 SAC: 0 DP: 1 HBP: 1						

AB	33
R	6
H	8
RBI	4
BB	8
SO	8
LOB	25

WP: 1 PA: 44
PB: 0
SB: 2
CS: 1

PITCHER		IP	WLS	BF	H	R	ER	SO	BB	IBB	HBP	BLK	WP	HR	S	P	ERA	WHIP
36 Edinson Volquez, R ERA: 5.37	(1, 1)	5.0		25	5	3	3	5	4	0	1	0	1	0	66	103	5.40	1.800
54 Scott Alexander, L ERA: 3.32	(6, 1)	1.0		4	1	0	0	1	0	0	0	0	0	0	9	13	0.00	1.000
64 Matt Strahm, L ERA: 1.23	(7, 1)	1.1	L	5	0	1	0	1	2	0	0	0	0	0	11	23	0.00	1.500
61 Kevin McCarthy, R ERA: 6.48	(8, 1)	0.2		6	1	2	0	0	2	0	0	0	0	0	11	24	0.00	4.500
62 Brooks Pounders, R ERA: 9.24	(9, 1)	1.0		3	1	0	0	1	0	0	0	0	0	0	8	14	0.00	1.000

PITCHER	IP	WLS	BF	H	R	ER	SO	BB	IBB	HBP	BLK	WP	HR	S	P	ERA	WHIP

Batter	1	2	3	4	5	6	7	8	9	AB	R	H	RBI	BB	SO	LOB
1 Jarrod Dyson, L (1, 8) OBP: 0.340, SLG: 0.385	C FF 92 C KC 74 B SI 90 B KC 76 C SI 91 2-3 ① K		X SI 92 0-0 15 1B 1-2 1B		C KC 76 D KC 77 B SI 93 F FF 94 X KC 77 2-2 ② FC4 15 S 1-2f 2-3		X SI 92 0-0 25 FC5 2B		B FF 95 F FF 95 B FF 94 B FF 95 X FF 94 3-1 1B	5	0	3	0	0	1	2
15 Whit Merrifield, R (1, 4) OBP: 0.321, SLG: 0.388	C SI 93 F SI 92 B SI 94 C SI 93 1-3 ② K		B FC 87 B SI 92 F FF 94 X FF 93 2-1 1-2 2-H 1B		C FF 95 S KC 78 S KC 79 0-3 ③ K 1-2		C CU 83 B CU 84 B SI 91 D CU 84 F SI 92 B SI 92 4-2 25 FC5 BB		B KC 84 X FF 94 1-0 ③ G5-3	4	0	1	1	1	2	3
25 Kendrys Morales, S (1, 10) OBP: 0.328, SLG: 0.470	X KC 74 0-0 ③ G6-3		S KC 76 X KC 74 0-1 ③ G3			B CH 86 F CH 86 B KC 76 X SI 92 2-1 16 2B 2B	B CH 88 C CH 88 B FF 94 F CH 89 X SI 95 2-2 ② FC5 1-2 2-3f			4	1	1	0	0	0	4
16 Paulo Orlando, R (1, 9) OBP: 0.332, SLG: 0.408		B FC 87 X FC 86 1-0 ① L4		C SI 92 X KC 75 0-1 ① G1-3		X FF 93 0-0 2 1B 2-H 2B	C SL 78 F FF 94 T FF 94 0-2 ③ K			4	1	1	1	0	1	2
4 Alex Gordon, L (1, 7) OBP: 0.314, SLG: 0.382		C FF 92 B FF 91 C KC 74 B FC 89 B SI 91 F FF 93 F FF 93 C SI 92 3-3 ② K		B KC 73 C KC 74 C KC 74 B KC 76 F SI 92 F KC 77 S FF 96 2-3 ② K		S KC 75 C SI 93 S KC 76 0-3 ① K		F SL 84 S SL 84 B SL 84 C SL 85 1-3 ① K		4	0	0	0	0	4	1
2 Alcides Escobar, R (1, 6) OBP: 0.293, SLG: 0.352		X KC 74 0-0 ③ G5-3		B KC 75 S SI 95 S KC 74 B SI 96 S FF 95 2-3 ③ K		X KC 74 0-0 2-H 1B		B FF 94 B SL 84 C FF 93 X SL 83 2-1 ② G5-3		4	0	1	1	0	1	0
12 Daniel Nava, S (1, 3) OBP: 0.299, SLG: 0.295			B SI 90 F SI 91 X SI 91 1-1 ① F8		C KC 72 C KC 74 B KC 75 C KC 78 1-3 ① K	F SI 93 B KC 76 1 SAFE S CH 86 C SI 91 1-3 ② K		B FF 94 S SL 83 B FF 94 C SL 84 S SL 84 2-3 ③ K		4	0	0	0	0	3	1
19 Cheslor Cuthbert, R (1, 5) OBP: 0.318, SLG: 0.407			B SI 92 C FF 93 X KC 75 1-1 ② G6-3		B FF 93 S KC 75 F FF 94 B SI 94 B KC 77 B SI 94 4-2 1 FC4 9 BB BB	B SI 93 B FF 91 S FC 88 X KC 78 2-1 ③ P4			B FF 94 B FF 95 B FF 94 C FF 95 S FF 94 F FF 95 F FF 95 F FF 95 C FF 95 3-3 ① K	3	0	0	0	1	1	1
9 Drew Butera, R (1, 2) OBP: 0.328, SLG: 0.483			B FF 92 B KC 74 C CH 89 S KC 73 B SI 92 X FF 94 3-2 1 1B 15 1B 1B		S FC 87 D KC 76 B FC 85 B SI 92 T FF 93 F FF 93 B SI 94 4-2 1 FC4 1-2 BB		C SI 92 C CU 83 B CU 84 B SI 93 F CU 84 C CU 83 2-3 ① K		B FF 95 S KC 87 C FF 95 C KC 85 1-3 ② K	3	1	1	0	1	2	0
Inning Stats	R: 0 E: 0 K: 2 S: 7 H: 0 LOB: 0 BB: 0 P: 10	R: 0 E: 0 K: 1 S: 7 H: 0 LOB: 0 BB: 0 P: 11	R: 1 E: 0 K: 0 S: 12 H: 3 LOB: 2 BB: 0 P: 19	R: 0 E: 0 K: 2 S: 10 H: 0 LOB: 0 BB: 0 P: 14	R: 0 E: 0 K: 2 S: 14 H: 0 LOB: 2 BB: 2 P: 25	R: 2 E: 0 K: 2 S: 12 H: 3 LOB: 1 BB: 0 P: 17	R: 0 E: 0 K: 2 S: 13 H: 1 LOB: 2 BB: 1 P: 21	R: 0 E: 0 K: 2 S: 8 H: 0 LOB: 0 BB: 0 P: 13	R: 0 E: 0 K: 2 S: 12 H: 1 LOB: 1 BB: 0 P: 20	1B: 5 2B: 3 3B: 0 HR: 0 SF: 0 SAC: 0 DP: 0 HBP: 0						

PITCHER		IP	WLS	BF	H	R	ER	SO	BB	IBB	HBP	BLK	WP	HR	S	P	ERA	WHIP
47 Trevor Bauer, R ERA: 4.26	(1, 1)	6.0		26	6	3	3	9	2	0	0	0	0	0	62	96	4.50	1.333
53 Jeff Manship, R ERA: 3.12	(7, 1)	0.1		3	1	0	0	1	1	0	0	0	0	0	7	13	0.00	6.000
73 Mike Clevinger, R ERA: 5.26	(7, 1)	0.2	W	2	0	0	0	1	0	0	0	0	0	0	6	8	0.00	0.000
24 Andrew Miller, L ERA: 1.47	(8, 1)	1.0	H	3	0	0	0	2	0	0	0	0	0	0	8	13	0.00	0.000
37 Cody Allen, R ERA: 2.55	(9, 1)	1.0	S	4	1	0	0	2	0	0	0	0	0	0	12	20	0.00	1.000

PITCHER	IP	WLS	BF	H	R	ER	SO	BB	IBB	HBP	BLK	WP	HR	S	P	ERA	WHIP

BOTTOM

Cleveland Indians @ Kansas City Royals

Kauffman Stadium, Kansas City, MO

Sat Oct 01 2016, 3:19 PM - 6:38 PM CDT

Att. 28,569 - Overcast - 68 F

livebaseballscorecards.com

AB	35
R	3
H	8
RBI	3
BB	3
SO	15
LOB	14

WP: 0 PA: 38
PB: 0
SB: 1
CS: 0

Cleveland Indians @ Kansas City Royals

Kauffman Stadium, Kansas City, MO

Sun Oct 02 2016, 2:19 PM - 4:44 PM CDT

Att. 29,475 - Partly Cloudy - 73 F

livebaseballscorecards.com

Batter	1	2	3	4	5	6	7	8	9	AB	R	H	RBI	BB	SO	LOB
41 Carlos Santana, S (1, 3) OBP: 0.366, SLG: 0.498	F FF 92 B FF 92 B FF 91 B FF 92 C FF 92 F FF 92 X FF 93 3-2 ① F8		C FF 93 S CH 86 C KC 78 0-3 ① K		B KC 78 X KC 78 1-0 ② G3			B KC 78 B CH 84 F CH 84 B KC 76 B KC 77 4-1 22 2B 12 SF9 BB		3	1	0	0	1	1	0
22 Jason Kipnis, L (1, 4) OBP: 0.343, SLG: 0.469	B KC 77 X FF 91 1-0 12 F9 2B		C FF 92 S CH 84 H SI 92 1-2 HBP		B CH 84 B CH 84 C FF 91 X FF 93 2-1 ③ L7			X CH 85 0-0 12 SF9 1-3 2B		3	0	2	0	0	0	0
12 Francisco Lindor, S (1, 6) OBP: 0.358, SLG: 0.435	X SI 91 0-0 ② F9 2-3		C KC 77 X FF 90 0-1 ② F7			B CH 85 B FF 91 X FF 91 2-0 ① F8		S KC 79 X FF 93 0-1 ② SF9 2-3 3-H		3	0	0	1	0	0	2
26 Mike Napoli, R (1, 10) OBP: 0.335, SLG: 0.465	C FF 91 B FF 92 C FF 92 F FF 93 F FF 93 F SI 92 S FF 93 1-3 ③ K		C FF 92 S FF 91 F FF 92 B FF 92 F FF 93 B CH 85 F FF 93 B SL 86 F FF 93 3-2 ③ F8 F FF 92 1 SAFE X FF 92			C FF 93 B SL 86 F FF 93 B CH 86 C FF 93 2-3 ② K		B SI 93 C SI 93 F FF 93 F SI 92 B SI 93 F FF 93 B FF 94 B FF 93 4-2 BB		3	0	0	0	1	2	2
11 José Ramírez, S (1, 5) OBP: 0.363, SLG: 0.462		C FF 90 B KC 76 C FF 90 X FF 91 1-2 ① G3		C CH 83 KC 76 F KC 76 B SI 92 B FF 91 F FF 91 X FF 92 3-2 1B		C FF 93 B FF 94 C FF 93 B KC 80 X SI 94 2-2 ③ L6		B FF 91 C FF 90 D CH 86 C CH 86 F FF 92 S CU 72 2-3 ③ K2-3		4	0	1	0	0	1	2
8 Lonnie Chisenhall, L (1, 9) OBP: 0.328, SLG: 0.439		B FF 90 C KC 76 X FF 91 1-1 ② F7		1 SAFE X FF 90 0-0 ① F8			C FF 91 F KC 78 X FF 92 0-2 ① G5-3		X SI 93 0-0 ① P6	4	0	0	0	0	0	1
20 Rajai Davis, R (1, 7) OBP: 0.306, SLG: 0.388		F SL 86 S FF 91 X FF 91 0-2 ③ P6		X FF 92 0-0 ② F9			L SL 87 F KC 78 B FF 92 F SI 92 X SL 86 1-2 ② G4-3		B FF 93 B FC 90 C FF 95 F FF 96 F KC 85 C FC 92 2-3 ② K	4	0	0	0	0	1	1
72 Tyler Naquin, L (1, 8) OBP: 0.372, SLG: 0.514 1 Michael Martinez, S (9, 8) OBP: 0.267, SLG: 0.307			S FF 91 C FF 92 F SI 93 H SI 93 1-2 10 HR HBP	C FF 91 1 SAFE X FF 92 0-1 ③ F7			X KC 78 0-0 ③ G4-3		B FC 92 C FF 94 B FF 96 S KC 86 F FF 96 S FC 92 2-3 ③ K	3 0	1 0	0 0	0 0	0 0	1 0	1 0
10 Yan Gomes, R (1, 2) OBP: 0.201, SLG: 0.327 38 Chris Gimenez, R (6, 2) OBP: 0.272, SLG: 0.331 4 Coco Crisp, S (8, PH) OBP: 0.302, SLG: 0.397 55 Roberto Pérez, R (8, 2) OBP: 0.285, SLG: 0.294			X FF 91 0-0 1-H HR		B FF 94 B SL 87 X FF 93 2-0 ① L5			X FF 90 0-0 ① P6		2 0 1 0	1 0 0 0	1 0 0 0	2 0 0 0	0 0 0 0	0 0 0 0	0 0 0 0

Inning Stats	1	2	3	4	5	6	7	8	9
	R: 0 H: 1 E: 0 LOB: 1 K: 1 BB: 0 S: 12 P: 17	R: 0 H: 0 E: 0 LOB: 0 K: 0 BB: 0 S: 8 P: 10	R: 2 H: 1 E: 0 LOB: 1 K: 1 BB: 0 S: 19 P: 24	R: 0 H: 1 E: 0 LOB: 1 K: 0 BB: 0 S: 8 P: 11	R: 0 H: 0 E: 0 LOB: 0 K: 0 BB: 0 S: 4 P: 9	R: 0 H: 0 E: 0 LOB: 0 K: 1 BB: 0 S: 7 P: 13	R: 0 H: 0 E: 0 LOB: 0 K: 0 BB: 0 S: 8 P: 9	R: 1 H: 1 E: 0 LOB: 2 K: 1 BB: 2 S: 13 P: 23	R: 0 H: 0 E: 0 LOB: 0 K: 2 BB: 0 S: 9 P: 13

	1B: 1	SF: 1	WP: 0	PA: 35
	2B: 2	SAC: 0	PB: 0	
	3B: 0	DP: 0	SB: 0	
	HR: 1	HBP: 2	CS: 0	

	AB	30
	R	3
	H	4
	RBI	3
	BB	2
	SO	6
	LOB	9

PITCHER		IP	WLS	BF	H	R	ER	SO	BB	IBB	HBP	BLK	WP	HR	S	P	ERA	WHIP
31 Ian Kennedy, R ERA: 3.68	(1, 1)	7.2	L	31	4	3	3	3	2	0	2	0	0	1	75	110	3.52	0.783
48 Joakim Soria, R ERA: 4.05	(8, 1)	0.1		1	0	0	0	1	0	0	0	0	0	0	4	6	0.00	0.000
17 Wade Davis, R ERA: 1.87	(9, 1)	1.0		3	0	0	0	2	0	0	0	0	0	0	9	13	0.00	0.000

PITCHER		IP	WLS	BF	H	R	ER	SO	BB	IBB	HBP	BLK	WP	HR	S	P	ERA	WHIP

Batter	1	2	3	4	5	6	7	8	9	AB	R	H	RBI	BB	SO	LOB
1 Jarrod Dyson, L (1, 8) OBP: 0.340, SLG: 0.388	X SI 86 0-0 15 2B 2B		M FC 85 1 SAFE B SI 87 X FC 85 1-1 ① FC3-6 15 1B 1-2f		F FC 86 B FC 87 F FF 88 X FC 87 1-2 ② G4-3			F FF 94 C SL 84 F SL 85 C SL 84 0-3 ② K		3	1	1	0	0	0	1
14 Billy Burns, S (8, PH) OBP: 0.271, SLG: 0.296 (9, 8)										1	0	0	0	0	1	0
15 Whit Merrifield, R (1, 4) OBP: 0.323, SLG: 0.392	C FF 88 X FF 88 0-1 25 G4-3 2-H 2B		B FC 86 1 SAFE F FF 88 B FF 88 1 SAFE 1 SAFE B FC 85 X FF 88 3-1 25 G3-6-1 1-3 1B		C SI 88 X SI 88 0-1 ③ G5-3			C SL 84 X FF 95 0-1 ③ G6-3		4	0	2	1	0	0	0
25 Kendrys Morales, S (1, 3) OBP: 0.327, SLG: 0.468	F FF 88 B FF 86 X CH 84 1-1 ① G4-3 2-3		F FC 85 B CH 83 1 SAFE B FC 84 X CH 84 2-1 ②③ G3-6-1 1-2f			X CU 74 0-0 ① L8			B FF 94 F FF 95 C FF 94 F FF 96 B KC 84 B FF 95 F FF 95 X FF 95 3-2 ① G3	3	0	0	0	0	0	3
12 Daniel Nava, S (7, 3) OBP: 0.297, SLG: 0.292										1	0	0	0	0	0	0
13 Salvador Perez, R (1, 10) OBP: 0.288, SLG: 0.438	C FC 86 C SI 89 X SI 88 0-2 ② F8			X SI 88 0-0 1B		C FC 86 S CU 76 C SI 87 0-3 ② K			B KC 84 B KC 84 B FF 95 B FF 95 4-0 16 CS BB	3	0	1	0	1	1	1
0 Terrance Gore, R (9, PR)										0	0	0	0	0	0	0
16 Paulo Orlando, R (1, 9) OBP: 0.329, SLG: 0.405	C FC 86 C FF 88 F SI 90 F CU 75 B FC 86 F SI 89 F FC 86 X FC 85 1-2 ③ G1-3			L FC 84 F SI 88 S CU 75 0-3 ① K		B SI 88 X FC 86 1-0 ③ F7			1 SAFE 1 SAFE B FF 93 F FF 94 C FF 94 S KC 85 1-3 ②③ K 1-2	4	0	0	0	0	2	3
4 Alex Gordon, L (1, 7) OBP: 0.312, SLG: 0.380		B FC 85 C FF 89 X FC 86 1-1 ① G6-3		C SI 88 X CH 85 0-1 ② F7			C CU 72 B FC 84 F SI 87 B FC 84 B CU 74 F CH 84 X SI 87 3-2 ① G4-3			3	0	0	0	0	0	1
2 Alcides Escobar, R (1, 6) OBP: 0.292, SLG: 0.350		F FF 90 B CU 76 X SI 90 1-1 ② G5-3		B FC 85 X SI 87 1-0 ③ L5			F FC 85 L SI 87 C FC 86 0-3 ② K			3	0	0	0	0	1	1
19 Cheslor Cuthbert, R (1, 5) OBP: 0.318, SLG: 0.413		B FF 90 C FC 86 B FF 90 S FF 89 X FC 86 2-2 ③ G4-3		B CU 75 F FC 86 X CH 84 1-1 HR			C FC 86 C CU 75 X SI 89 0-2 ③ G4-3			3	1	1	1	0	0	0
9 Drew Butera, R (1, 2) OBP: 0.328, SLG: 0.480			C SI 88 B SI 89 F FC 85 X CU 75 1-2 1 FC3-6 1B		B FF 88 B FC 86 X FF 89 2-0 ① F8			C SI 86 F SI 87 B SI 87 B FC 85 X FC 85 2-2 ① G3-1		3	0	1	0	0	0	0
Inning Stats	R: 1 H: 2 E: 0 LOB: 1 K: 0 BB: 0 S: 15 P: 17	R: 0 H: 0 E: 0 LOB: 0 K: 0 BB: 0 S: 7 P: 11	R: 0 H: 2 E: 0 LOB: 1 K: 0 BB: 0 S: 9 P: 16	R: 0 H: 1 E: 0 LOB: 1 K: 1 BB: 0 S: 7 P: 8	R: 1 H: 1 E: 0 LOB: 0 K: 0 BB: 0 S: 8 P: 12	R: 0 H: 0 E: 0 LOB: 0 K: 1 BB: 0 S: 5 P: 6	R: 0 H: 0 E: 0 LOB: 0 K: 1 BB: 0 S: 10 P: 13	R: 0 H: 0 E: 0 LOB: 0 K: 1 BB: 0 S: 9 P: 11	R: 0 H: 0 E: 0 LOB: 1 K: 1 BB: 1 S: 8 P: 16	1B: 3 SF: 0 2B: 2 SAC: 0 3B: 0 DP: 1 HR: 1 HBP: 0						

PITCHER		IP	WLS	BF	H	R	ER	SO	BB	IBB	HBP	BLK	WP	HR	S	P	ERA	WHIP
43 Josh Tomlin, R ERA: 4.4	(1, 1)	7.1	W	27	6	2	2	3	0	0	0	0	0	1	64	88	2.46	0.818
24 Andrew Miller, L ERA: 1.45	(8, 1)	0.2	H	2	0	0	0	1	0	0	0	0	0	0	6	6	0.00	0.000
37 Cody Allen, R ERA: 2.51	(9, 1)	1.0	S	3	0	0	0	1	1	0	0	0	0	0	8	16	0.00	1.000

PITCHER	IP	WLS	BF	H	R	ER	SO	BB	IBB	HBP	BLK	WP	HR	S	P	ERA	WHIP

BOTTOM

Cleveland Indians @ Kansas City Royals

Kauffman Stadium, Kansas City, MO

Sun Oct 02 2016, 2:19 PM - 4:44 PM CDT

Att. 29,475 - Partly Cloudy - 73 F

livebaseballscorecards.com

AB	31
R	2
H	6
RBI	2
BB	1
SO	5
LOB	10

Batter	1	2	3	4	5	6	7	8	9	AB R H RBI BB SO LOB
Inning Stats										1B: 0 SF: 0 2B: 0 SAC: 0 3B: 0 DP: 0 HR: 0 HBP: 0

Cleveland Indians @ Detroit Tigers

Comerica Park, Detroit, MI

Mon Oct 03 2016, 1:10 PM EDT

TOP

livebaseballscorecards.com

AB	0
R	0
H	0
RBI	0
BB	0
SO	0
LOB	0

WP: 0 PA: 0
PB: 0
SB: 0
CS: 0

PITCHER	IP	WLS	BF	H	R	ER	SO	BB	IBB	HBP	BLK	WP	HR	S	P	ERA	WHIP

PITCHER	IP	WLS	BF	H	R	ER	SO	BB	IBB	HBP	BLK	WP	HR	S	P	ERA	WHIP

Batter	1	2	3	4	5	6	7	8	9	AB	R	H	RBI	BB	SO	LOB
Inning Stats																

BOTTOM

Cleveland Indians @ Detroit Tigers

Comerica Park, Detroit, MI

Mon Oct 03 2016, 1:10 PM EDT

livebaseballscorecards.com

AB	0
R	0
H	0
RBI	0
BB	0
SO	0
LOB	0

1B: 0 SF: 0
2B: 0 SAC: 0
3B: 0 DP: 0
HR: 0 HBP: 0

WP: 0 PA: 0
PB: 0
SB: 0
CS: 0

PITCHER	IP	WLS	BF	H	R	ER	SO	BB	IBB	HBP	BLK	WP	HR	S	P	ERA	WHIP

PITCHER	IP	WLS	BF	H	R	ER	SO	BB	IBB	HBP	BLK	WP	HR	S	P	ERA	WHIP

Boston Red Sox @ Cleveland Indians

Progressive Field, Cleveland, OH

Thu Oct 06 2016, 8:09 PM - 11:41 PM EDT

Att. 37,762 - Clear - 79 F

TOP

livebaseballscorecards.com

Batter	1	2	3	4	5	6	7	8	9	AB	R	H	RBI	BB	SO	LOB
15 Dustin Pedroia, R (1, 4) OBP: 0.200, SLG: 0.400	C FF 92 B FF 92 S KC 75 X SI 93 1-2 12 1B 13 2B 2B		B KC 75 S KC 76 F FF 94 F KC 78 B FF 96 F KC 76 C FF 96 2-3 ① K		C FF 94 F KC 77 F FF 95 S KC 79 0-3 ② K		B SL 83 X FC 94 1-0 ③ G3-1		F FF 93 B FF 93 S KC 84 F KC 83 B FF 93 B KC 83 F FF 92 S KC 84 3-3 ③ K2-3	5	1	1	0	0	3	1
12 Brock Holt, L (1, 5) OBP: 0.750, SLG: 1.750	C FF 92 B FC 87 F FF 94 D KC 77 X SI 93 2-2 13 2B 2-3 1B		C FF 94 C FC 90 B KC 78 X SI 95 1-2 ② F7		B SL 84 B FF 93 C FF 95 B SL 84 X FF 94 3-1 2B			B FC 93 C FC 94 B FC 93 F FC 93 F FC 95 X FC 94 2-2 HR		4	1	3	1	0	0	0
50 Mookie Betts, R (1, 9)	B FC 87 B FC 87 S FF 93 T FF 94 T FF 95 2-2 ① K		C FF 95 C KC 77 B FF 95 X KC 79 1-2 ③ G6-3		C SL 85 B SL 84 F SL 84 B FF 97 F SL 85 B FF 95 D SL 86 4-2 BB			B FC 94 C FC 93 B FC 93 F FC 93 X SL 81 2-2 ① P1		3	0	0	0	1	1	2
34 David Ortiz, L (1, 10) OBP: 0.250, SLG: 0.500 40 Marco Hernández, L (8, PR) (8, 10)	B FF 94 X FF 93 1-0 ② P3			C FF 94 X KC 78 0-1 ① G4-3	C SL 83 B SL 85 B SL 84 C FF 97 S SL 86 2-3 ③ K			B KC 85 B FF 94 C KC 84 B FF 95 S FF 95 X FF 95 3-2 13 G4-3 2B		4 0	0 0	1 0	0 0	0 0	1 0	4 0
13 Hanley Ramirez, R (1, 3) OBP: 0.500, SLG: 1.000	X FF 94 0-0 ③ 1-H 3-H 2B			B FF 95 F KC 77 B FC 88 B FF 95 X FF 95 3-1 2B		B FF 92 B SL 85 S SL 84 F FF 94 B SL 83 F SL 84 C SL 83 3-3 ① K		C FF 94 F KC 82 F FF 94 D KC 86 B FF 95 X FF 95 2-2 ② G4-3 2-3		4	0	2	1	0	1	1
2 Xander Bogaerts, R (1, 6)		C FF 93 C FC 86 X KC 77 0-2 ① G1-3		C KC 78 B KC 78 C FF 94 D KC 80 S KC 80 2-3 ② K		C FF 94 F FF 94 S SI 96 0-3 ② K2-3		B FF 94 S KC 84 S KC 85 F KC 84 D KC 85 F KC 84 S KC 84 2-3 ③ K		4	0	0	0	0	3	3
25 Jackie Bradley Jr., L (1, 8)	B FF 92 S FF 92 B FF 93 S CH 86 C SI 93 2-3 ② K	B FF 92 S FF 92 2-3 ② K	B FF 94 S FF 94 F FF 94 S KC 80 1-3 ③ K		C SL 82 B FF 93 F SL 83 B SI 96 X SL 83 2-2 ③ P6				F FF 94 B FF 93 S FF 94 F FF 94 B FF 93 S FF 94 2-3 ① K	4	0	0	0	0	3	1
3 Sandy León, S (1, 2) OBP: 0.250, SLG: 1.000		X FF 93 0-0 ③ F7			C KC 75 F KC 76 F KC 78 B FF 93 B KC 78 B FF 93 X FF 92 3-2 HR		C SL 82 B FF 95 S SL 85 B SI 96 X SL 84 2-2 ① G1-3		B KC 84 S KC 84 S KC 84 B KC 83 S KC 84 2-3 ② K	4	1	1	1	0	1	0
40 Andrew Benintendi, L (1, 7) OBP: 0.500, SLG: 1.250			B FF 92 B SI 91 B SI 91 C FF 92 X SI 92 3-1 HR		B KC 75 C KC 76 C KC 76 B KC 78 X FF 94 2-2 ① F7		C SL 83 S SL 84 S FF 96 0-3 ② K		C KC 84 X KC 83 0-1 1B	4	1	2	1	0	1	0
Inning Stats	R: 1 E: 0 K: 1 S: 11 H: 3 LOB: 2 BB: 0 P: 17	R: 0 E: 0 K: 1 S: 7 H: 0 LOB: 0 BB: 0 P: 9	R: 1 E: 0 K: 1 S: 13 H: 1 LOB: 0 BB: 0 P: 20	R: 0 E: 0 K: 2 S: 10 H: 1 LOB: 1 BB: 0 P: 16	R: 1 E: 0 K: 2 S: 19 H: 2 LOB: 2 BB: 1 P: 33	R: 0 E: 0 K: 2 S: 10 H: 0 LOB: 0 BB: 0 P: 15	R: 0 E: 0 K: 1 S: 7 H: 0 LOB: 0 BB: 0 P: 10	R: 1 E: 0 K: 1 S: 19 H: 2 LOB: 2 BB: 0 P: 30	R: 0 E: 0 K: 3 S: 14 H: 1 LOB: 1 BB: 0 P: 21	1B: 2 2B: 5 3B: 0 HR: 3	SF: 0 SAC: 0 DP: 0 HBP: 0					

	AB	36
	R	4
	H	10
	RBI	4
	BB	1
	SO	14
	LOB	12

	WP: 0	PA: 37
	PB: 0	
	SB: 0	
	CS: 0	

PITCHER		IP	WLS	BF	H	R	ER	SO	BB	IBB	HBP	BLK	WP	HR	S	P	ERA	WHIP
47 Trevor Bauer, R ERA: 5.79	(1, 1)	4.2		19	6	3	3	6	0	0	0	0	0	2	52	78	5.79	1.286
24 Andrew Miller, L ERA:	(5, 1)	2.0	W	8	1	0	0	4	1	0	0	0	0	0	24	40	0.00	1.000
27 Bryan Shaw, R ERA: 13.5	(7, 1)	0.2	H	3	1	1	1	0	0	0	0	0	0	1	8	13	13.50	1.500
37 Cody Allen, R ERA:	(8, 1)	1.2	S	7	2	0	0	4	0	0	0	0	0	0	26	40	0.00	1.200

PITCHER	IP	WLS	BF	H	R	ER	SO	BB	IBB	HBP	BLK	WP	HR	S	P	ERA	WHIP

Boston Red Sox @ Cleveland Indians

Progressive Field, Cleveland, OH

Thu Oct 06 2016, 8:09 PM - 11:41 PM EDT

Att. 37,762 - Clear - 79 F

livebaseballscorecards.com

BOTTOM

Batter	1	2	3	4	5	6	7	8	9	AB	R	H	RBI	BB	SO	LOB
41 Carlos Santana, S (1, 10)	C SI 91 H CU 76 1-1 HBP		B CU 76 B CU 75 F SI 90 X CU 74 2-1 ① G4-3		B SI 87 F SI 88 X SI 91 1-1 ① F7 1-2		B FF 91 B KC 80 C FC 86 B KC 80 X FF 91 3-1 ① G5-3			3	0	0	0	0	0	1
22 Jason Kipnis, L (1, 4) OBP: 0.750, SLG: 1.500	C SI 91 C FF 93 S FF 94 0-3 ① K		C CU 74 X SI 90 0-1 HR		B FF 93 X KC 81 1-0 26 2B 2-H 1B		B KC 80 B FF 91 B FF 91 C FF 90 F FF 92 X FF 92 3-2 1B			4	1	3	2	0	1	1
12 Francisco Lindor, S (1, 6) OBP: 0.250, SLG: 1.000	C SI 92 S FF 94 F FF 94 B SI 92 S CU 73 1-3 ② K		B CU 76 X CH 80 1-0 HR		S FF 93 B FF 93 D KC 81 C KC 80 F FF 94 1 SAFE 1 SAFE X FF 94 2-2 ② P5		F FF 92 B FF 89 C KC 79 F KC 81 S KC 82 1-3 ② K			4	1	1	1	0	2	3
26 Mike Napoli, R (1, 3) OBP: 0.250, SLG: 0.500	C SI 92 F FF 93 S FF 94 0-3 ③ K		C SI 89 F FF 90 X SL 86 0-2 ② G1-3		F FF 94 S FF 93 1 SAFE B FF 93 1 SAFE F FF 94 D KC 82 X FF 94 2-2 1-3 2B		B FF 95 B FF 96 F FF 97 F FF 96 D SL 90 1 SAFE S FF 98 3-3 ③ K			4	0	1	0	0	2	2
11 José Ramírez, S (1, 5) OBP: 0.750, SLG: 1.000		C SI 90 B FF 91 B FF 91 B FF 91 C SI 89 X SI 90 3-2 8 1B 2B	B CU 76 B FF 88 C CH 81 X FF 90 2-1 ③ F8		I IN 67 I IN 65 I IN 65 I IN 66 4-0 IBB			C FS 78 L FF 86 X SI 86 0-2 8 G4-6-3 1B		3	1	2	0	1	0	0
8 Lonnie Chisenhall, L (1, 9) OBP: 0.250, SLG: 0.250		F FF 92 F FF 93 X FF 94 0-2 ① 2-H 1B	C CU 73 F FF 91 S FF 92 0-3 ① K		B FF 92 F FF 93 C FF 94 S FF 94 1-3 ③ K			F FF 85 B FF 84 1 SAFE X FF 85 1-1 ①② G4-6-3 1-2f		4	0	1	1	0	2	4
4 Coco Crisp, S (1, 7) 1 Michael Martinez, S (9, 8)		C CH 78 B CU 74 F CU 75 B FF 93 X CH 79 2-2 ② L3	B CU 74 F CH 79 X CU 75 1-1 ② F9			C KC 78 S KC 79 B FF 91 B FF 92 T KC 80 2-2 ① K		B FS 77 S FS 78 M FS 78 X FS 79 1-2 ③ G3		4 0	0 0	0 0	0 0	0 0	1 0	0 0
72 Tyler Naquin, L (1, 8) 20 Rajai Davis, R (6, PH) (7, 8) (9, 7)		F FF 92 B FF 92 S FF 92 B FF 92 S FF 92 2-3 ③ K	C CU 74 C FF 92 F FF 92 F CU 74 B FF 90 F FF 92 B CH 80 S CH 80 2-3 ③ K			S KC 80 S FF 92 S FF 93 0-3 ② K				2 1	0 0	0 0	0 0	0 0	2 1	0 0
55 Roberto Pérez, R (1, 2) OBP: 0.667, SLG: 1.667			C CU 76 B SI 88 B CU 74 F SI 88 B CU 76 F FF 92 X FF 90 3-2 HR		X CH 86 0-0 41 F7 22 1B		C KC 80 S FF 93 B FF 93 B KC 83 C KC 80 2-3 ③ K			3	2	2	1	0	1	0
Inning Stats	R: 0 E: 0 K: 3 S: 11 H: 0 LOB: 1 BB: 0 P: 13	R: 1 E: 0 K: 1 S: 12 H: 2 LOB: 0 BB: 0 P: 19	R: 3 E: 0 K: 0 S: 14 H: 3 LOB: 0 BB: 0 P: 22	R: 0 E: 0 K: 2 S: 11 H: 0 LOB: 0 BB: 0 P: 14	R: 1 E: 0 K: 1 S: 15 H: 3 LOB: 3 BB: 1 P: 26	R: 0 E: 0 K: 3 S: 9 H: 0 LOB: 0 BB: 0 P: 13	R: 0 E: 0 K: 2 S: 12 H: 1 LOB: 1 BB: 0 P: 22	R: 0 E: 0 K: 0 S: 8 H: 1 LOB: 0 BB: 0 P: 10		1B: 5 2B: 2 3B: 0 HR: 3 SF: 0 SAC: 0 DP: 1 HBP: 1				WP: 0 PB: 0 SB: 0 CS: 0 PA: 34		

	AB	32
	R	5
	H	10
	RBI	5
	BB	1
	SO	12
	LOB	11

PITCHER		IP	WLS	BF	H	R	ER	SO	BB	IBB	HBP	BLK	WP	HR	S	P	ERA	WHIP
22 Rick Porcello, R ERA: 10.38	(1, 1)	4.1	L	19	6	5	5	6	0	0	1	0	0	3	51	72	10.38	1.385
31 Drew Pomeranz, L ERA:	(5, 1)	2.1		11	3	0	0	5	0	1	0	0	0	0	30	51	0.00	1.286
56 Joe Kelly, R ERA:	(7, 1)	0.1		1	0	0	0	1	0	0	0	0	0	0	3	6	0.00	0.000
19 Koji Uehara, R ERA:	(8, 1)	1.0		3	1	0	0	0	0	0	0	0	0	0	8	10	0.00	1.000

PITCHER	IP	WLS	BF	H	R	ER	SO	BB	IBB	HBP	BLK	WP	HR	S	P	ERA	WHIP

Batter	1	2	3	4	5	6	7	8	9	AB	R	H	RBI	BB	SO	LOB
15 Dustin Pedroia, R (1, 4) OBP: 0.222, SLG: 0.250	B SI 90 C SI 90 F CU 81 F CU 82 B SI 94 B CU 84 X SI 92 3-2 ① G1-3			C SL 86 B SI 90 B CU 81 C SI 90 B SI 92 B SI 91 4-2 50 BB		F SI 89 X SI 89 0-1 ① F8		C SI 90 F FF 91 T SI 91 0-2 ① K		3	0	0	0	1	1	2
12 Brock Holt, L (1, 5) OBP: 0.500, SLG: 1.000	B SI 90 B CH 85 B FF 91 C SI 90 X FF 92 3-1 50 G4-3 1B			C SI 91 B SI 91 F SI 90 C SI 93 1-3 ① K		X FF 88 0-0 ② G3-4-1		C SI 90 C SI 91 B SI 91 D CH 82 F CH 83 F FF 92 X SI 89 2-2 ② L8 2-3		4	0	1	0	0	1	3
50 Mookie Betts, R (1, 9) OBP: 0.375, SLG: 0.167	B SL 87 F SI 92 C SI 91 X CU 84 1-2 ② ③ G4-3 1-2f			B SI 91 B SL 88 B SI 92 B FF 91 4-0 1-2 BB		C SI 90 X SL 86 0-1 1B		B SI 91 B SI 91 F SI 89 C F X 2-2 ③ FC6 1-2f		3	0	1	0	1	0	3
34 David Ortiz, L (1, 10) OBP: 0.125, SLG: 0.250		F SI 90 B CU 80 B SI 90 B CU 80 X SL 88 3-1 ① F9		X SI 91 0-0 ② F6		X SI 91 0-0 ③ L9			C X 0-1 ① F8	4	0	0	0	0	0	3
13 Hanley Ramirez, R (1, 3) OBP: 0.250, SLG: 0.500		B SL 85 F SL 88 S SI 90 F FF 93 B CU 83 B CU 83 C SI 92 3-3 ② K		C SI 90 B FF 92 F SI 93 C SI 93 1-3 ③ K			B SI 89 B SI 91 C SI 91 X SL 89 2-1 ① G5-3		C B F B X 2-2 ② G3	4	0	0	0	0	2	2
2 Xander Bogaerts, R (1, 6) OBP: 0.125, SLG: 0.125		X SI 92 0-0 ③ G6-3			C SI 89 B CU 80 B CU 82 X SI 91 2-1 1B			B SL 88 C SI 91 B SL 88 F SL 89 S SI 92 2-3 ② K	B S X 1-1 ③ F8	4	0	1	0	0	1	0
40 Andrew Benintendi, L (1, 7) OBP: 0.286, SLG: 0.714			B SI 89 C SI 90 F SI 90 B FF 92 F SI 92 X SL 89 2-2 ① F9		C SI 91 B SI 90 X SI 91 1-1 ① L9		X SI 91 0-0 ③ F7			3	0	0	0	0	0	1
3 Sandy León, S (1, 2) OBP: 0.286, SLG: 0.667			C CU 80 C CH 83 B CU 82 S CU 82 1-3 ② K		S CU 82 C SI 92 B SI 92 D CU 84 B SI 92 X CU 82 3-2 ② P6			B CH 89 C SL 88 B CH 84 B SL 88 B FF 91 4-1 12 L8 25 HBP BB		2	0	0	0	1	1	1
25 Jackie Bradley Jr., L (1, 8)			B SI 90 C CH 84 F SI 91 C FF 92 1-3 ③ K		C CU 81 B FF 91 F SI 92 B FF 92 S CU 84 2-3 ③ K			S SI 92 T SI 91 H CU 85 1-2 50 FC6 1-2 HBP		2	0	0	0	0	2	1
Inning Stats	R: 0 E: 0 K: 0 S: 9 H: 1 LOB: 0 BB: 0 P: 16	R: 0 E: 0 K: 1 S: 7 H: 0 LOB: 0 BB: 0 P: 13	R: 0 E: 0 K: 2 S: 10 H: 0 LOB: 0 BB: 0 P: 14	R: 0 E: 0 K: 2 S: 9 H: 0 LOB: 2 BB: 2 P: 19	R: 0 E: 0 K: 1 S: 10 H: 1 LOB: 1 BB: 0 P: 18	R: 0 E: 0 K: 0 S: 6 H: 1 LOB: 1 BB: 0 P: 6	R: 0 E: 0 K: 1 S: 6 H: 0 LOB: 0 BB: 0 P: 10	R: 0 E: 0 K: 1 S: 15 H: 0 LOB: 2 BB: 1 P: 24	R: 0 E: 0 K: 0 S: 7 H: 0 LOB: 0 BB: 0 P: 10	1B: 3 2B: 0 3B: 0 HR: 0 SF: 0 SAC: 0 DP: 1 HBP: 1						

TOP

Boston Red Sox @ Cleveland Indians

Progressive Field, Cleveland, OH

Fri Oct 07 2016, 4:42 PM - 7:59 PM EDT

Att. 37,842 - Sunny - 80 F

livebaseballscorecards.com

AB	29
R	0
H	3
RBI	0
BB	3
SO	8
LOB	16

WP: 0 PB: 0 SB: 0 CS: 0 PA: 33

PITCHER		IP	WLS	BF	H	R	ER	SO	BB	IBB	HBP	BLK	WP	HR	S	P	ERA	WHIP
28 Corey Kluber, R ERA:	(1, 1)	7.0	W	27	3	0	0	7	3	0	1	0	0	0	60	104	0.00	0.857
61 Dan Otero, R ERA:	(8, 1)	1.0		3	0	0	0	1	0	0	0	0	0	0	12	16	0.00	0.000
27 Bryan Shaw, R ERA: 5.4	(9, 1)	1.0		3	0	0	0	0	0	0	0	0	0	0	7	10	0.00	0.000

PITCHER		IP	WLS	BF	H	R	ER	SO	BB	IBB	HBP	BLK	WP	HR	S	P	ERA	WHIP

Batter	1	2	3	4	5	6	7	8	9	AB	R	H	RBI	BB	SO	LOB
20 Rajai Davis, R (1, 8)	C FF 93 X FF 92 0-1 ① P2	S FC 87 F FC 88 F FC 87 T SI 93 0-2 ② K		X KC 80 0-0 ② FC5 22 1B 1-2 2-3f		B SI 84 B SI 84 F SI 83 X SI 84 2-1 ② SF8 3-H				3	0	0	1	0	1	3
22 Jason Kipnis, L (1, 4) OBP: 0.625, SLG: 1.000	B SI 93 S SI 94 X SI 94 1-1 ② P6	F SI 94 X SI 92 0-1 ③ P5		C FF 95 X FF 96 0-1 1-2 2-H 1B		B CH 75 B SI 83 B SI 82 B SI 82 4-0 1-2 BB				3	0	1	1	1	0	1
12 Francisco Lindor, S (1, 6) OBP: 0.125, SLG: 0.500	C SI 93 S CH 86 X SI 94 0-2 ③ G5-3		C SI 92 S FC 87 X CH 86 0-2 ① G4-3	C KC 81 F FF 96 B FF 96 C FF 96 1-3 ③ K		B CH 76 C CH 76 B CH 76 F CH 76 F CH 77 S CU 72 2-3 ③ K				4	0	0	0	0	2	4
26 Mike Napoli, R (1, 3) OBP: 0.250, SLG: 0.375		C KC 80 F CH 86 X SI 93 0-2 ① G6-3	F FC 88 F FF 93 B SI 94 X FC 88 1-2 11 S 1B		B KC 82 C KC 79 X FF 96 1-1 ① G6-3		B SL 89 X SL 89 1-0 ① P6			4	0	1	0	0	0	0
41 Carlos Santana, S (1, 10) OBP: 0.250, SLG: 0.143		F FC 89 B SI 93 X SI 94 1-1 11 1B 6 1B 1B	C CH 85 S SI 89 S SI 93 0-3 ② K		B KC 80 F KC 80 X KC 81 1-1 ② G5-3		B CU 82 S SL 89 B FF 98 X SL 90 2-1 ② G5-3			4	1	1	0	0	1	1
11 José Ramírez, S (1, 5) OBP: 0.625, SLG: 0.714	B SI 93 F SI 94 T FC 90 B SI 95 X CH 86 2-2 6 1B 8 HR 1-2 1B	C CH 85 S SI 93 D FC 89 F SI 93 S FF 93 1-3 ③ K 1-2			X FF 95 0-0 6 CS 1B		C CU 83 B SL 91 X SL 92 1-1 ③ F7			4	1	2	0	0	1	1
6 Brandon Guyer, R (1, 7) OBP: 0.750, SLG: 0.750	C KC 81 X SI 94 0-1 8 HR 1-3 2-H 1B			T KC 79 C SI 91 X SI 92 0-2 20 FC5 55 BB 1B	B FF 95 1 SAFE B FF 96 1 SAFE F FF 96 C SL 88 2-2 ③ CS 1-2	F KC 79 S KC 81 B KC 82 X FF 96 1-2 55 E 55 FC4 20 SF8 1B		S F B S 1-3 ① K		4	2	3	1	0	1	0
8 Lonnie Chisenhall, L (1, 9) OBP: 0.250, SLG: 0.625	B KC 82 C KC 81 B SI 93 X SI 93 2-1 1-H 3-H HR			B SI 92 B SI 93 X SI 92 2-0 ① P6		C CU 77 F FF 93 S CU 80 0-3 ① K		F F F B X 1-2 ② G4-3		4	1	1	3	0	1	2
55 Roberto Pérez, R (1, 2) OBP: 0.571, SLG: 1.000	B CH 85 B CH 86 B SI 93 C SI 93 F SI 94 F FC 89 B CH 86 4-2 BB			C FF 93 B FC 88 B SI 93 F FC 87 B FF 92 B SI 93 4-2 20 FC5 22 1B 1-2 BB		C SI 84 S SI 83 X SI 84 0-2 FC4 22 BB 1-3		F C B B B S 3-3 ③ K		2	1	0	0	2	1	1
Inning Stats	R: 0 E: 0 K: 0 S: 7 H: 0 LOB: 0 BB: 0 P: 8	R: 4 E: 0 K: 1 S: 21 H: 4 LOB: 1 BB: 1 P: 30	R: 0 E: 0 K: 2 S: 13 H: 1 LOB: 1 BB: 0 P: 15	R: 1 E: 0 K: 1 S: 12 H: 2 LOB: 2 BB: 1 P: 19	R: 0 E: 0 K: 0 S: 7 H: 1 LOB: 0 BB: 0 P: 11	R: 1 E: 1 K: 2 S: 15 H: 1 LOB: 2 BB: 1 P: 24	R: 0 E: 0 K: 0 S: 5 H: 0 LOB: 0 BB: 0 P: 9	R: 0 E: 0 K: 2 S: 10 H: 0 LOB: 0 BB: 0 P: 15		1B: 8 2B: 0 3B: 0 HR: 1 SF: 1 SAC: 0 DP: 0 HBP: 0					

PITCHER		IP	WLS	BF	H	R	ER	SO	BB	IBB	HBP	BLK	WP	HR	S	P	ERA	WHIP
24 David Price, L ERA: 13.5	(1, 1)	3.1	L	18	6	5	5	3	2	0	0	0	0	1	47	65	13.50	2.400
68 Matt Barnes, R ERA:	(4, 1)	1.2		7	3	1	0	1	0	0	0	0	0	0	16	22	0.00	1.800
28 Robbie Ross Jr., L ERA:	(6, 1)	0.1		1	0	0	0	1	0	0	0	0	0	0	3	3	0.00	0.000
29 Brad Ziegler, R ERA:	(6, 1)	0.2		4	0	0	0	1	1	0	0	0	0	0	9	17	0.00	1.500
56 Joe Kelly, R ERA:	(7, 1)	1.2		5	0	0	0	1	0	0	0	0	0	0	12	18	0.00	0.000

PITCHER		IP	WLS	BF	H	R	ER	SO	BB	IBB	HBP	BLK	WP	HR	S	P	ERA	WHIP
46 Craig Kimbrel, R ERA:	(8, 1)	0.1		1	0	0	0	1	0	0	0	0	0	0	3	6	0.00	0.000

BOTTOM

Boston Red Sox @ Cleveland Indians

Progressive Field, Cleveland, OH

Fri Oct 07 2016, 4:42 PM - 7:59 PM EDT

Att. 37,842 - Sunny - 80 F

livebaseballscorecards.com

AB	32
R	6
H	9
RBI	6
BB	3
SO	8
LOB	13

WP: 0 PA: 37
PB: 0
SB: 1
CS: 1

Batter	1	2	3	4	5	6	7	8	9	AB	R	H	RBI	BB	SO	LOB
41 Carlos Santana, S (1, 10) OBP: 0.250, SLG: 0.182	X SI 93 0-0 12 1B 1B		C CH 81 S FC 88 B SI 92 X CU 79 1-2 ① G5-3	C CH 80 B FC 88 F CU 79 B SI 91 F CH 81 S CU 79 2-3 ③ K			F FF 96 B FF 97 S SI 99 F FF 98 B CU 83 B CU 84 X SL 91 3-2 ① G3			4	0	1	0	0	1	1
22 Jason Kipnis, L (1, 4) OBP: 0.417, SLG: 0.636	F FF 91 1 SAFE 1 SAFE D CU 78 1 SAFE F FF 92 D CH 81 S CH 81 2-3 ① K		C CU 78 F CU 80 B FF 90 T FF 93 1-2 ② K		B FF 92 F FF 92 S FF 92 F FF 93 S KC 82 1-3 ① K2-3		B FF 98 F SL 90 B FF 99 X FF 98 2-1 ② P4			4	0	0	0	0	3	1
12 Francisco Lindor, S (1, 6) OBP: 0.250, SLG: 0.583	C CU 75 X CH 81 0-1 1-2 1B		X FF 93 0-0 2B		B KC 80 C KC 78 S KC 79 B KC 81 F KC 80 B KC 81 F KC 79 X FF 94 3-2 ② P4		B SL 85 S SL 91 F FF 100 F CU 84 S CU 83 1-3 ③ K			4	0	2	0	0	1	0
26 Mike Napoli, R (1, 3) OBP: 0.167, SLG: 0.250	F FF 93 B FC 88 S SI 91 X SI 92 1-2 ② L9		S CH 81 D CH 82 F FF 92 X CH 81 1-2 ③ G5-3		F KC 80 B FF 93 C FF 94 F KC 82 B FF 94 S KC 81 2-3 ③ K			B FS 79 F FS 78 B FF 87 B SI 87 F FS 78 C FF 87 3-3 ① K		4	0	0	0	0	2	3
11 José Ramírez, S (1, 5) OBP: 0.583, SLG: 0.600	D CU 79 B CU 78 B CH 80 C FF 92 X CU 78 3-1 ③ G4-3			B CU 75 C CU 78 F FC 88 B SI 91 B CH 81 X CU 79 3-2 4 SH1-4 8 BB 72 1B 1B		B KC 78 C KC 78 B KC 78 B KC 80 B FF 92 4-1 8 SH4-3 4 HR BB			B FS 79 C FS 78 X FS 79 1-1 ② L9	3	2	1	0	1	0	2
8 Lonnie Chisenhall, L (1, 9) OBP: 0.364, SLG: 0.600		C CU 75 S FF 91 B FF 91 B FF 94 X FF 94 2-2 55 FC5-4 1B		B FF 91 1 SAFE B CU 78 C FC 90 B CH 80 S CH 79 F CU 78 1 SAFE F SI 91 4-2 D CH 80 4 SH1-4 72 1B 1-2 BB		1 SAFE 1 SAFE C FF 93 X FF 92 0-1 ① SH4-3 1-2		B FF 87 B FS 77 S FS 78 S SI 87 X FS 79 2-2 ③ G6-3		2	1	1	0	1	0	0
4 Coco Crisp, S (1, 7) OBP: 0.167, SLG: 0.667 1 Michael Martinez, S (8, 8)		M CU 78 1 SAFE C CU 79 B SI 93 X CH 81 1-2 ① L8		B CU 76 D CH 81 F FF 91 X CH 80 2-1 ① SH1-4 1-2 2-3		B KC 79 F FF 92 2 SAFE C FF 92 X KC 80 1-2 2-H HR			F FF 96 C KC 87 B KC 86 S KC 88 1-3 ① K	2 1	1 0	1 0	2 0	0 1	0 0	1 0
72 Tyler Naquin, L (1, 8) OBP: 0.250, SLG: 0.250 20 Rajai Davis, R (6, PH) (6, 8) (8, 7)		C FF 90 S CH 81 F CH 80 C SI 92 0-3 ② K		S CU 78 X CU 80 0-1 55 G4-3 2-H 3-H 1B		S SL 91 C FF 98 B SL 90 B SL 90 B FF 92 X SL 92 3-2 ② P4			C KC 87 S FF 97 B FF 98 S FF 97 1-3 ② K	2 2	0 0	1 0	2 0	0 0	1 1	1 0
55 Roberto Pérez, R (1, 2) OBP: 0.364, SLG: 0.556		C CU 79 1 SAFE D CU 80 C CU 80 B FF 93 X CH 81 2-2 ③ FC5-4 1-2f		X FC 89 0-0 ② G4-3 1-2		C CU 84 B CU 84 S SL 90 B SL 92 B CU 84 F FF 100 X SI 99 3-2 ③ G5-3			B KC 86 C KC 86 C FF 97 X FF 98 1-2 ③ P2	4	0	0	0	0	0	2
Inning Stats	R: 0 E: 0 K: 1 S: 11 H: 2 LOB: 2 BB: 0 P: 17	R: 0 E: 0 K: 1 S: 13 H: 1 LOB: 1 BB: 0 P: 18	R: 0 E: 0 K: 1 S: 10 H: 1 LOB: 1 BB: 0 P: 13	R: 2 E: 0 K: 1 S: 16 H: 2 LOB: 1 BB: 1 P: 27	R: 0 E: 0 K: 2 S: 13 H: 0 LOB: 0 BB: 0 P: 19	R: 2 E: 0 K: 0 S: 13 H: 1 LOB: 0 BB: 1 P: 24	R: 0 E: 0 K: 1 S: 10 H: 0 LOB: 0 BB: 0 P: 16	R: 0 E: 0 K: 1 S: 8 H: 0 LOB: 0 BB: 0 P: 14	R: 0 E: 0 K: 2 S: 9 H: 0 LOB: 0 BB: 0 P: 12	1B: 5 2B: 1 3B: 0 HR: 1 SF: 0 SAC: 2 DP: 0 HBP: 0						

PITCHER	IP	WLS	BF	H	R	ER	SO	BB	IBB	HBP	BLK	WP	HR	S	P	ERA	WHIP
11 Clay Buchholz, R (1, 1) ERA: 4.5	4.0	L	19	6	2	2	4	1	0	0	0	0	0	50	75	4.50	1.750
31 Drew Pomeranz, L (5, 1) ERA: 4.91	1.1		6	1	2	2	2	1	0	0	0	0	1	19	30	13.50	1.500
56 Joe Kelly, R (6, 1) ERA:	1.2		5	0	0	0	1	0	0	0	0	0	0	17	29	0.00	0.000
19 Koji Uehara, R (8, 1) ERA:	1.0		3	0	0	0	1	0	0	0	0	0	0	8	14	0.00	0.000
46 Craig Kimbrel, R (9, 1) ERA:	1.0		3	0	0	0	2	0	0	0	0	0	0	9	12	0.00	0.000

PITCHER	IP	WLS	BF	H	R	ER	SO	BB	IBB	HBP	BLK	WP	HR	S	P	ERA	WHIP

TOP

Cleveland Indians @ Boston Red Sox

Fenway Park, Boston, MA

Mon Oct 10 2016, 6:11 PM - 9:51 PM EDT

Att. 39,530 - Clear - 55 F

livebaseballscorecards.com

AB	32
R	4
H	7
RBI	4
BB	2
SO	10
LOB	11

BOTTOM

Cleveland Indians @ Boston Red Sox

Fenway Park, Boston, MA

Mon Oct 10 2016, 6:11 PM - 9:51 PM EDT

Att. 39,530 - Clear - 55 F

livebaseballscorecards.com

Batter	1	2	3	4	5	6	7	8	9	AB	R	H	RBI	BB	SO	LOB
15 Dustin Pedroia, R (1, 4) OBP: 0.286, SLG: 0.250	C FF 86 B CU 73 F CU 74 B FF 89 X CU 73 2-2 ① G5-3		X CU 76 0-0 ③ G5-3			C FF 88 B CU 76 C SI 88 X CU 76 1-2 50 2B 34 SF8 1B		B SL 82 B FC 95 C FC 94 C FC 95 C FC 95 2-3 ① K	B FF 94 F FF 94 B FF 94 B FF 94 S FF 94 B FF 95 4-2 1-2 BB	4	1	1	0	1	1	0
12 Brock Holt, L (1, 5) OBP: 0.400, SLG: 0.800 18 Aaron Hill, R (6, PH) (7, 5) 47 Travis Shaw, L (8, PH) OBP: 0.500, SLG: 0.500 (9, 5)	C FF 87 C CU 74 B SI 88 X CH 81 1-2 ② G4-3			C FF 87 C CH 84 C FC 87 0-3 ① K		S FF 95 F FF 98 B SL 87 B SL 86 B SL 85 S SL 87 3-3 ① K		B FC 94 B FC 94 X FC 94 2-0 50 FC5-4 1B	D KC 84 S FF 93 B FF 94 B FF 94 T FF 94 X FF 93 3-2 ③ F9	2 1 2	0 0 0	0 0 1	0 0 0	0 0 0	1 1 2	0 1 2
50 Mookie Betts, R (1, 9) OBP: 0.333, SLG: 0.300	C SI 89 X FF 89 0-1 ③ L9			C CU 76 X FF 90 0-1 ② F9		C FF 99 D SL 84 X SL 84 1-1 1-3 2B		B FC 94 B FC 94 X FC 94 2-0 ② FC5-4 34 BB 13 1B 1-2f		4	1	1	0	0	0	1
34 David Ortiz, L (1, 10) OBP: 0.250, SLG: 0.222 40 Marco Hernández, L (8, PR) (9, 10)		C FF 88 B FF 89 B CU 75 B CU 75 D CU 74 4-1 2 1B BB		B CU 76 S FF 90 X FF 91 1-1 ③ G3		C SL 85 B SI 96 B SL 86 X SL 84 2-1 ② SF8 3-H		B FF 94 B FF 94 1 SAFE B KC 85 B FF 94 4-0 13 1B 1-2 BB		1 0	0 0	0 0	1 0	2 0	0 0	0 0
13 Hanley Ramirez, R (1, 3) OBP: 0.250, SLG: 0.417		C FF 88 X SI 88 0-1 ① F8			F SI 90 S FF 90 B FF 90 X FF 90 1-2 ① F9	B FF 96 S SL 86 B FF 97 S SL 84 S SL 85 2-3 ③ K		B FF 94 B FF 94 X FF 95 2-0 1-2 2-H 1B		4	0	1	1	0	1	2
2 Xander Bogaerts, R (1, 6) OBP: 0.250, SLG: 0.250		C FF 87 F FC 85 X CU 75 0-2 40 G6-3 1-2 1B			B FF 90 B FC 87 C FC 87 X FF 89 2-1 40 2B 1B		C SL 84 X SL 86 0-1 ① G4-3	D KC 84 C KC 84 F FF 94 F FF 95 X KC 84 1-2 ③ L4		4	1	2	0	0	0	2
40 Andrew Benintendi, L (1, 7) OBP: 0.333, SLG: 0.778 30 Chris Young, R (7, PH) (8, 7)		B SI 86 S CH 83 F CH 82 B FF 87 F FC 86 X CU 76 2-2 ② ③ G6-3 1-2f			C FF 88 1 SAFE D CU 76 1 SAFE X CH 83 1-1 1-H 2B		B SL 84 B SL 84 C SL 84 B FF 94 C FF 94 B SL 86 4-2 BB		C FF 94 S KC 85 B KC 86 X KC 84 1-2 ① F7	2 1	0 0	1 0	1 0	0 1	0 0	2 0
3 Sandy León, S (1, 2) OBP: 0.182, SLG: 0.400			C CU 72 F CU 74 C FF 89 0-3 ① K		C FF 89 S CU 76 D CU 78 B FF 88 S CU 77 2-3 ② K		B SL 84 B SL 85 C FF 95 C SL 85 F FF 95 X SL 84 2-2 ② L5		B SL 94 B FF 94 F FF 94 B FF 94 S FF 94 C FF 94 3-3 ② K	4	0	0	0	0	3	2
25 Jackie Bradley Jr., L (1, 8) OBP: 0.182, SLG: 0.100			B FF 90 S CU 76 C SI 90 B CU 77 F CU 77 C FF 90 2-3 ② K		B FF 89 F CH 84 X FF 88 1-1 ③ G3		C FF 95 F FF 94 S SL 84 0-3 ③ K		B KC 85 B KC 84 B FF 94 C FF 93 S FF 93 X FF 94 3-2 15 BB 1B	4	0	1	0	0	2	2

	AB	R	H	RBI	BB	SO	LOB
	33	3	8	3	4	9	14

Inning Stats	1	2	3	4	5	6	7	8	9
	R: 0 E: 0 K: 0 S: 8	H: 0 LOB: 0 BB: 0 P: 11	R: 0 E: 0 K: 0 S: 10	H: 1 LOB: 1 BB: 1 P: 16	R: 0 E: 0 K: 2 S: 8	H: 0 LOB: 0 BB: 0 P: 10	R: 0 E: 0 K: 1 S: 7	H: 0 LOB: 0 BB: 0 P: 8	R: 1 E: 0 K: 1 S: 12	H: 2 LOB: 1 BB: 0 P: 19	R: 1 E: 0 K: 2 S: 13	H: 2 LOB: 1 BB: 0 P: 22	R: 0 E: 0 K: 1 S: 11	H: 0 LOB: 1 BB: 1 P: 17	R: 1 E: 0 K: 1 S: 10	H: 2 LOB: 2 BB: 1 P: 23	R: 0 E: 0 K: 1 S: 14	H: 1 LOB: 2 BB: 1 P: 28

	1B: 6	SF: 1	WP: 0	PA: 38
	2B: 2	SAC: 0	PB: 0	
	3B: 0	DP: 1	SB: 0	
	HR: 0	HBP: 0	CS: 0	

PITCHER		IP	WLS	BF	H	R	ER	SO	BB	IBB	HBP	BLK	WP	HR	S	P	ERA	WHIP
43 Josh Tomlin, R ERA: 3.6	(1, 1)	5.0	W	19	4	2	2	4	1	0	0	0	0	0	48	68	3.60	1.000
24 Andrew Miller, L ERA:	(6, 1)	2.0	H	8	1	0	0	3	1	0	0	0	0	0	21	35	0.00	1.000
27 Bryan Shaw, R ERA: 7.71	(8, 1)	0.2	H	3	1	1	1	1	0	0	0	0	0	0	5	11	13.50	1.500
37 Cody Allen, R ERA:	(8, 1)	1.1	S	8	2	0	0	1	2	0	0	0	0	0	19	40	0.00	3.000

PITCHER	IP	WLS	BF	H	R	ER	SO	BB	IBB	HBP	BLK	WP	HR	S	P	ERA	WHIP

TOP

Toronto Blue Jays @ Cleveland Indians

Progressive Field, Cleveland, OH

Fri Oct 14 2016, 8:09 PM - 10:52 PM EDT

Att. 37,727 - Clear - 58 F

livebaseballscorecards.com

Batter	1	2	3	4	5	6	7	8	9	AB	R	H	RBI	BB	SO	LOB
3 Ezequiel Carrera, L (1, 7) OBP: 0.381, SLG: 0.474 7 B.J. Upton, R (7, PH) (7, 7) OBP: 0.333, SLG: 0.750	C SI 91 C CU 81 S CU 83 0-3 K ①		B CU 82 S SL 88 C SI 91 X CU 83 1-2 B1-3 ①		X SL 87 0-0 G6-3 ①		C SL 82 B FF 95 S SL 84 B SL 84 C SL 84 2-3 K ③			3	0	0	0	0	1	0
										1	0	0	0	0	1	0
20 Josh Donaldson, R (1, 5) OBP: 0.522, SLG: 0.727	B SI 92 B SI 92 F FF 91 F SI 92 X FF 93 2-2 10 2B 1B		S CU 84 X CU 84 0-1 P6 ②		C SI 91 S CU 83 B CU 84 B CU 84 F SL 88 X CU 84 2-2 F8 ②			S SL 83 C SI 93 F SI 96 X SL 84 0-2 1B		4	0	2	0	0	0	0
10 Edwin Encarnación, R (1, 3) OBP: 0.478, SLG: 0.900	B SI 92 F FF 92 B CU 83 F SI 92 X 2-2 1-3 2B		C CU 83 S CU 83 X CU 84 0-2 19 BB 1B		C CU 83 B CU 83 C SI 92 X CU 83 1-2 G1-3 ③			B SI 93 B SI 94 C SL 83 S SL 84 C SL 84 2-3 K ①		4	0	2	0	0	1	1
19 José Bautista, R (1, 9) OBP: 0.318, SLG: 0.500	C SI 92 S CU 82 S CU 83 0-3 K ②		B SI 92 B CU 83 B CU 83 B SI 92 4-0 1-2 BB			C SI 90 B CU 83 B CU 84 B CU 83 C SI 92 C CU 83 3-3 K ①		B SL 84 C FF 94 B SI 94 B SI 94 C SL 83 F SL 83 S SL 85 3-3 K ②		3	0	0	0	1	3	3
55 Russell Martin, R (1, 2) OBP: 0.136, SLG: 0.200	S SL 89 B SL 89 C SI 93 F CU 85 X CU 84 1-2 G3 ③		C SL 89 D CU 81 F SL 88 S CU 83 1-3 K ③			C SI 92 C SI 92 X CU 85 0-2 G4-3 ②		B SL 82 F FF 93 S SL 84 D SL 84 F SL 84 S SL 83 2-3 K ③		4	0	0	0	0	2	5
2 Troy Tulowitzki, R (1, 6) OBP: 0.333, SLG: 0.571		S CU 82 F CU 82 B CU 82 X SI 94 1-2 G6-3 ①		C SL 87 C SI 91 F SI 92 B SL 88 S CU 83 1-3 K ①		C SI 92 F SI 92 F SI 92 B SI 92 X SI 92 1-2 1B			F FF 93 C KC 83 F KC 83 X KC 84 0-2 G1-3 ①	4	0	1	0	0	1	0
21 Michael Saunders, L (1, 10) OBP: 0.417, SLG: 0.455		F SI 91 C FF 91 X CU 83 0-2 11 BB 1B		C SI 90 C SI 91 F CU 83 X CU 82 0-2 11 G4-3 1B		B SI 90 S SL 88 B SI 91 F SL 88 S SI 93 2-3 K ③			B FF 92 B FF 93 C C C 2-3 K ②	4	0	2	0	0	2	1
11 Kevin Pillar, R (1, 8) OBP: 0.190, SLG: 0.316		B SL 88 B SI 92 B SI 91 C SI 92 B SL 89 4-1 29 G6-4-3 1-2 BB		C SI 91 B SI 91 X SI 91 1-1 G4-3 ② 1-2			X SI 90 0-0 G6-3 ①		C X 0-1 G6-3 ③	3	0	0	0	1	0	1
29 Devon Travis, R (1, 4) OBP: 0.083, SLG: 0.083 17 Ryan Goins, L (5, 4) 18 Darwin Barney, R (7, PH) (7, 4)		B CU 84 C SI 92 S CU 83 X CU 84 1-2 G6-4-3 ② ③ 1-2f		B CU 82 S CU 82 X CU 83 1-1 F8 ③			C FF 91 F FF 92 B SI 93 S SL 84 1-3 K ②			2	0	0	0	0	0	3
										0	0	0	0	0	0	0
										1	0	0	0	0	1	0
Inning Stats	R: 0 E: 0 K: 2 S: 16 H: 2 LOB: 2 BB: 0 P: 21	R: 0 E: 0 K: 0 S: 10 H: 1 LOB: 1 BB: 1 P: 16	R: 0 E: 0 K: 1 S: 11 H: 1 LOB: 2 BB: 1 P: 17	R: 0 E: 0 K: 1 S: 12 H: 1 LOB: 1 BB: 0 P: 15	R: 0 E: 0 K: 0 S: 8 H: 0 LOB: 0 BB: 0 P: 11	R: 0 E: 0 K: 2 S: 13 H: 1 LOB: 1 BB: 0 P: 19	R: 0 E: 0 K: 2 S: 7 H: 0 LOB: 0 BB: 0 P: 10	R: 0 E: 0 K: 3 S: 15 H: 1 LOB: 1 BB: 0 P: 22	R: 0 E: 0 K: 1 S: 9 H: 0 LOB: 0 BB: 0 P: 11	1B: 6 2B: 1 3B: 0 HR: 0 SF: 0 SAC: 0 DP: 1 HBP: 0						

	AB	33
	R	0
	H	7
	RBI	0
	BB	2
	SO	12
	LOB	14

WP: 0 PB: 0 SB: 0 CS: 0 PA: 35

PITCHER	IP	WLS	BF	H	R	ER	SO	BB	IBB	HBP	BLK	WP	HR	S	P	ERA	WHIP
28 Corey Kluber, R (1, 1)	6.1	W	26	6	0	0	6	2	0	0	0	0	0	71	100	0.00	1.263
ERA:																	
24 Andrew Miller, L (7, 1)	1.2	H	6	1	0	0	5	0	0	0	0	0	0	21	31	0.00	0.600
ERA:																	
37 Cody Allen, R (9, 1)	1.0	S	3	0	0	0	1	0	0	0	0	0	0	9	11	0.00	0.000
ERA:																	

PITCHER	IP	WLS	BF	H	R	ER	SO	BB	IBB	HBP	BLK	WP	HR	S	P	ERA	WHIP

BOTTOM

Toronto Blue Jays @ Cleveland Indians

Progressive Field, Cleveland, OH

Fri Oct 14 2016, 8:09 PM - 10:52 PM EDT

Att. 37,727 - Clear - 58 F

livebaseballscorecards.com

Batter	1	2	3	4	5	6	7	8	9	AB	R	H	RBI	BB	SO	LOB
41 Carlos Santana, S (1, 10) OBP: 0.250, SLG: 0.200	B FC 86 B FC 87 X FC 87 2-0 22 G4-6-3 1B		X FC 88 0-0 ③ P5			C CH 76 F FC 87 X FF 87 0-2 ① L4-3		B CU 72 S CH 73 B FC 87 C FC 85 B CH 76 X FC 87 3-2 ① P6		4	0	1	0	0	0	0
22 Jason Kipnis, L (1, 4) OBP: 0.375, SLG: 0.500	C FC 86 X CH 74 0-1 ①② G4-6-3 1-2f			B CH 75 F CH 74 S FC 87 F CH 77 S CH 78 1-3 ① K		B FF 87 B FF 86 B CH 76 C FC 87 B CH 78 4-1 12 HR BB		X FC 87 0-0 ② F8		3	1	0	0	1	1	1
12 Francisco Lindor, S (1, 6) OBP: 0.313, SLG: 0.750	C FC 86 B FC 87 F FC 86 X FC 88 1-2 ③ G4-3			B FF 88 F FC 88 B FC 88 S CH 78 X FC 88 2-2 1B		S CH 77 1 SAFE F FC 86 X CH 76 0-2 1-H HR		B CH 84 B CU 73 B FC 85 C FC 85 F FC 85 S CU 83 3-3 ③ K		4	1	2	2	0	1	0
26 Mike Napoli, R (1, 3) OBP: 0.133, SLG: 0.200		S FC 88 B FC 87 S CH 76 B CH 76 X FC 89 2-2 ① G3		B CU 75 C FC 85 S CH 77 X CH 77 1-2 ② F7		F CU 74 B CU 83 S CH 76 B FC 88 B CH 76 X CU 76 3-2 ② P4				3	0	0	0	0	0	1
11 José Ramírez, S (1, 5) OBP: 0.467, SLG: 0.462		C FC 88 C FC 88 B CH 77 F FF 89 X FC 89 1-2 ② G4-3		B FC 88 C FC 87 F FC 87 X CH 78 1-2 ③ F8		F FC 88 C FC 87 F FC 87 S CH 76 0-3 ③ K				3	0	0	0	0	1	1
8 Lonnie Chisenhall, L (1, 9) OBP: 0.500, SLG: 0.692		F FC 89 X FC 88 0-1 1B	X FC 88 0-0 72 G1-3 4 SH3-4 1B			X FC 86 0-0 4 SH3 1B				3	0	3	0	0	0	0
4 Coco Crisp, S (1, 7) OBP: 0.143, SLG: 0.571 20 Rajai Davis, R (8, 7)		X FC 88 0-0 ③ L9	X CH 76 0-0 ① SH3-4 1-2			1 SAFE B FC 84 X FC 86 1-0 ① SH3 1-2				1 0	0 0	0 0	0 0	0 0	0 0	1 0
72 Tyler Naquin, L (1, 8) OBP: 0.143, SLG: 0.143 1 Michael Martinez, S (8, 8)			B FC 86 B CH 75 C FC 86 C FC 88 B FC 89 S FC 88 3-3 ① K	X CH 76 0-0 ② G1-3 2-3		C CU 74 S FC 86 F FC 86 S CH 76 0-3 ② K				3 0	0 0	0 0	0 0	0 0	2 0	2 0
55 Roberto Pérez, R (1, 2) OBP: 0.286, SLG: 0.417			B CH 77 B FF 88 F FF 88 F FC 88 B CH 78 X FC 89 3-2 ② L8	C CH 77 C CU 77 C CH 78 0-3 ③		X FC 87 0-0 ③ F8				3	0	0	0	0	1	2
Inning Stats	R: 0 E: 0 K: 0 S: 6 H: 1 LOB: 0 BB: 0 P: 9	R: 0 E: 0 K: 0 S: 10 H: 1 LOB: 1 BB: 0 P: 13	R: 0 E: 0 K: 1 S: 7 H: 0 LOB: 0 BB: 0 P: 13	R: 0 E: 0 K: 1 S: 13 H: 1 LOB: 1 BB: 0 P: 18	R: 0 E: 0 K: 1 S: 6 H: 1 LOB: 1 BB: 0 P: 6	R: 2 E: 0 K: 1 S: 14 H: 1 LOB: 0 BB: 1 P: 21	R: 0 E: 0 K: 1 S: 7 H: 1 LOB: 1 BB: 0 P: 8	R: 0 E: 0 K: 1 S: 7 H: 0 LOB: 0 BB: 0 P: 13		1B: 5 2B: 0 3B: 0 HR: 1 SF: 0 SAC: 2 DP: 1 HBP: 0						

	AB	27
	R	2
	H	6
	RBI	2
	BB	1
	SO	6
	LOB	8

WP: 0 PA: 30
PB: 0
SB: 0
CS: 0

PITCHER	IP	WLS	BF	H	R	ER	SO	BB	IBB	HBP	BLK	WP	HR	S	P	ERA	WHIP
25 Marco Estrada, R (1, 1) ERA: 1.65	8.0	L	30	6	2	2	6	1	0	0	0	0	1	70	101	2.25	0.875

PITCHER	IP	WLS	BF	H	R	ER	SO	BB	IBB	HBP	BLK	WP	HR	S	P	ERA	WHIP

Batter	1	2	3	4	5	6	7	8	9	AB	R	H	RBI	BB	SO	LOB
3 Ezequiel Carrera, L (1, 7) OBP: 0.320, SLG: 0.391	B FF 86 F FC 86 B CU 74 B FF 88 X FC 85 3-1 ① G4-3		1 SAFE B SI 86 X FC 85 1-0 ② G6-3 1-2		C CU 74 C CU 75 B CU 75 S FC 85 1-3 ③ K			X SI 93 0-0 ② G4-3		4	0	0	0	0	1	1
20 Josh Donaldson, R (1, 5) OBP: 0.481, SLG: 0.692	C CU 74 X FF 90 0-1 ② G4-3		B FF 87 X FC 85 1-0 ③ 2-H 2B			X CU 73 0-0 ① G6-3		B SI 94 B FF 93 C SL 83 C SI 94 S SL 85 2-3 ③ K		4	0	1	1	0	1	0
10 Edwin Encarnación, R (1, 3) OBP: 0.444, SLG: 0.783	C FF 89 B CU 76 B CU 76 C FC 86 B FF 90 F CU 76 X FC 86 3-2 ③ G4-3		C CU 75 D CU 76 S CU 76 D CU 75 F FC 84 B CU 75 D CU 75 4-2 BB			B CU 74 X FC 84 1-0 ② F8			B KC 84 C KC 84 B KC 85 S KC 84 B FF 94 F FF 94 C KC 84 3-3 ① K	3	0	0	0	1	1	0
19 José Bautista, R (1, 9) OBP: 0.308, SLG: 0.429		C CU 74 F FF 89 B CU 75 F FF 90 B FC 85 B CU 76 X FC 85 3-2 ① G6-3	C FC 86 D CU 74 B CU 74 S FC 84 S FC 84 2-3 ③ K			B CU 75 C FC 84 B FF 87 F CU 75 B FF 87 B FF 88 4-2 BB			B KC 84 C KC 85 B FF 95 F FF 94 S FF 94 2-3 ② K	3	0	0	0	1	2	2
2 Troy Tulowitzki, R (1, 6) OBP: 0.280, SLG: 0.480		B FF 88 B FF 88 C FF 88 B CU 75 X FC 86 3-1 ② G6-3		B CH 85 X CH 84 1-0 ① G5-3		B FC 93 1 SAFE B FC 95 C FC 94 F FC 95 F FC 96 X FC 95 2-2 ③ G1-3			X FF 94 0-0 ③ F8	4	0	0	0	0	0	1
55 Russell Martin, R (1, 2) OBP: 0.160, SLG: 0.217		B FF 89 B CU 74 X FC 85 2-0 1B		C CH 85 B CU 74 F CU 73 F FF 88 S CU 74 1-3 ② K			B FF 92 C FF 90 B FF 91 F SL 83 F FF 93 S SL 84 2-3 ① K			3	0	1	0	0	2	0
21 Michael Saunders, L (1, 10) OBP: 0.357, SLG: 0.385 7 B.J. Upton, R (7, PH) OBP: 0.300, SLG: 0.667 (7, 10)		C FC 85 1 SAFE B SI 88 1 SAFE S CU 73 C SI 88 1-3 ③ K		C CU 72 S CU 75 S CU 75 0-3 ③ K			B FF 94 C SL 83 C FF 93 F FF 94 B SL 84 S SL 84 2-3 ② K			2 1	0 0	0 0	0 0	0 0	2 1	1 0
11 Kevin Pillar, R (1, 8) OBP: 0.167, SLG: 0.273			C SI 86 B SI 88 S CU 73 X FF 88 1-2 ① G5-3		X FC 82 0-0 ① G1		C SL 84 C SL 82 S SL 84 0-3 ③ K			3	0	0	0	0	1	0
18 Darwin Barney, R (1, 4) OBP: 0.167, SLG: 0.091			C SI 87 B CU 75 F SI 89 X SI 88 1-2 3 G6-3 20 2B 1B		C FC 86 F CU 74 F CU 74 C SI 88 0-3 ② K			C SL 81 S SI 93 S SL 84 0-3 ① K		3	1	1	0	0	2	0
Inning Stats	R: 0 E: 0 K: 0 S: 8 H: 0 LOB: 0 BB: 0 P: 14	R: 0 E: 0 K: 1 S: 10 H: 1 LOB: 1 BB: 0 P: 19	R: 1 E: 0 K: 1 S: 14 H: 2 LOB: 2 BB: 1 P: 24	R: 0 E: 0 K: 2 S: 8 H: 0 LOB: 0 BB: 0 P: 10	R: 0 E: 0 K: 2 S: 8 H: 0 LOB: 0 BB: 0 P: 9	R: 0 E: 0 K: 0 S: 8 H: 0 LOB: 1 BB: 1 P: 15	R: 0 E: 0 K: 3 S: 11 H: 0 LOB: 0 BB: 0 P: 15	R: 0 E: 0 K: 2 S: 7 H: 0 LOB: 0 BB: 0 P: 9	R: 0 E: 0 K: 2 S: 8 H: 0 LOB: 0 BB: 0 P: 13	1B: 2 2B: 1 3B: 0 HR: 0	SF: 0 SAC: 0 DP: 0 HBP: 0			WP: 0 PB: 0 SB: 0 CS: 0	PA: 32	

PITCHER		IP	WLS	BF	H	R	ER	SO	BB	IBB	HBP	BLK	WP	HR	S	P	ERA	WHIP
43 Josh Tomlin, R ERA: 2.53	(1, 1)	5.2	W	22	3	1	1	6	2	0	0	0	0	0	52	85	1.59	0.882
27 Bryan Shaw, R ERA: 6.75	(6, 1)	0.1	H	1	0	0	0	0	0	0	0	0	0	0	4	6	0.00	0.000
24 Andrew Miller, L ERA:	(7, 1)	2.0	H	6	0	0	0	5	0	0	0	0	0	0	18	24	0.00	0.000
37 Cody Allen, R ERA:	(9, 1)	1.0	S	3	0	0	0	2	0	0	0	0	0	0	8	13	0.00	0.000

PITCHER	IP	WLS	BF	H	R	ER	SO	BB	IBB	HBP	BLK	WP	HR	S	P	ERA	WHIP

TOP

Toronto Blue Jays @ Cleveland Indians

Progressive Field, Cleveland, OH

Sat Oct 15 2016, 4:10 PM - 6:54 PM EDT

Att. 37,870 - Sunny - 76 F

livebaseballscorecards.com

AB	30
R	1
H	3
RBI	1
BB	2
SO	13
LOB	5

BOTTOM

Toronto Blue Jays @ Cleveland Indians

Progressive Field, Cleveland, OH

Sat Oct 15 2016, 4:10 PM - 6:54 PM EDT

Att. 37,870 - Sunny - 76 F

livebaseballscorecards.com

Batter	1	2	3	4	5	6	7	8	9	AB	R	H	RBI	BB	SO	LOB
20 Rajai Davis, R (1, 8)	B FF 90 X FF 90 1-0 ① L7		M FF 92 D SI 91 F CU 75 D CH 83 X FF 92 2-2 ① FC6-4 (22 WP, 22 S, 12 1B) 1-2f		B CU 76 B FF 92 B FF 92 C FF 91 F SI 89 F FF 92 X FF 92 3-2 ② FC4-6 (22 E) 1-2f			L FF 95 B FF 95 C SL 87 F SL 88 F FF 96 B SL 88 F FF 96 X FF 95 2-2 ① L9		4	1	0	0	0	0	2
22 Jason Kipnis, L (1, 4) OBP: 0.300, SLG: 0.389	C FF 91 S SL 84 B SI 91 B SL 87 X CU 75 2-2 ② L8		B SL 83 B FF 92 B FF 92 S FF 93 X FF 92 3-1 ② F7 1-3		1 SAFE 1 SAFE B FF 90 C FF 92 F FF 91 1 SAFE F FF 89 B SL 85 D SI 90 3-2 ③ G3 1-2			X SI 96 0-0 ② G3		4	0	0	0	0	0	2
12 Francisco Lindor, S (1, 6) OBP: 0.350, SLG: 0.700	X FF 90 0-0 1B		X SI 91 0-0 3-H 1B			B CU 80 C CH 84 B FF 94 B FF 93 F FF 94 T SL 90 3-2 ① K		S FC 93 S FC 90 B FF 95 X FC 92 1-2 ③ G1-3		4	0	2	1	0	1	0
26 Mike Napoli, R (1, 3) OBP: 0.111, SLG: 0.167	C FF 92 D SL 85 C FF 90 S FF 93 1-3 ③ K		1 SAFE 1 SAFE S CU 77 F FF 92 X CH 84 0-2 ③ G5-3			B FF 93 B FF 94 B SL 91 C FF 94 X FF 94 3-1 ② G5-3				3	0	0	0	0	1	2
41 Carlos Santana, S (1, 10) OBP: 0.316, SLG: 0.412		B FF 90 C FF 90 X SI 89 1-1 HR		S CU 76 S FF 91 B FF 91 B CU 77 B CU 79 C CH 83 3-3 ① K		S SL 89 B CU 82 B FF 94 B CH 84 C CH 85 D CU 82 4-2 BB				2	1	1	1	1	1	0
11 José Ramírez, S (1, 5) OBP: 0.389, SLG: 0.375		C FF 91 F SL 84 S FF 91 0-3 ① K		C SL 84 X CU 78 0-1 ② G4-3		F FF 95 X SL 90 0-1 ③ G4-3				3	0	0	0	0	1	1
6 Brandon Guyer, R (1, 7) OBP: 0.429, SLG: 0.429		B FF 91 F CU 76 S CH 82 F FF 92 B CH 82 X SI 90 2-2 ② G4-3		B SL 82 S SL 83 S FF 90 F FF 92 F SL 84 B FF 92 F SL 83 B CH 83 F FF 92 3-2 ③ G4-3 X FF 93			X FF 92 0-0 ① F7			3	0	0	0	0	0	0
8 Lonnie Chisenhall, L (1, 9) OBP: 0.471, SLG: 0.625		C SL 82 B FF 91 C FF 92 F FF 91 X SI 90 1-2 ③ G4-3			B FF 90 F FF 90 S SL 84 B FF 92 F FF 92 X FF 91 2-2 20 FC4-6 1B		B FF 93 B FF 92 F FF 92 X FF 93 2-1 ② G4-3			3	0	1	0	0	0	0
55 Roberto Pérez, R (1, 2) OBP: 0.294, SLG: 0.357			B SI 88 C CH 82 C FF 91 F FF 92 B CU 78 F FF 90 B SL 84 B FF 93 4-2 20 FC6-4 BB		M SI 91 D SI 90 F FF 91 S FF 93 1-3 ① K		S SL 89 C CU 80 B SL 89 B CU 80 S SL 90 2-3 ③ K			2	0	0	0	1	2	1
Inning Stats	R: 0 E: 0 K: 1 S: 8 H: 1 LOB: 1 BB: 0 P: 12	R: 1 E: 0 K: 1 S: 13 H: 1 LOB: 0 BB: 0 P: 17	R: 1 E: 0 K: 0 S: 13 H: 1 LOB: 1 BB: 1 P: 22	R: 0 E: 0 K: 1 S: 12 H: 0 LOB: 0 BB: 0 P: 18	R: 0 E: 1 K: 1 S: 16 H: 1 LOB: 1 BB: 0 P: 25	R: 0 E: 0 K: 1 S: 9 H: 0 LOB: 1 BB: 1 P: 19	R: 0 E: 0 K: 1 S: 6 H: 0 LOB: 0 BB: 0 P: 10	R: 0 E: 0 K: 0 S: 10 H: 0 LOB: 0 BB: 0 P: 13		1B: 3 2B: 0 3B: 0 HR: 1 SF: 0 SAC: 0 DP: 0 HBP: 0						

	AB	28
	R	2
	H	4
	RBI	2
	BB	2
	SO	6
	LOB	8

WP: 1 PA: 30
PB: 0
SB: 1
CS: 0

PITCHER		IP	WLS	BF	H	R	ER	SO	BB	IBB	HBP	BLK	WP	HR	S	P	ERA	WHIP
33 J.A. Happ, L ERA: 2.7	(1, 1)	5.0	L	20	4	2	2	4	1	0	0	0	1	1	62	94	3.60	1.000
31 Joe Biagini, R ERA:	(6, 1)	2.0		7	0	0	0	2	1	0	0	0	0	0	15	29	0.00	0.500
54 Roberto Osuna, R ERA:	(8, 1)	1.0		3	0	0	0	0	0	0	0	0	0	0	10	13	0.00	0.000

PITCHER	IP	WLS	BF	H	R	ER	SO	BB	IBB	HBP	BLK	WP	HR	S	P	ERA	WHIP

Cleveland Indians @ Toronto Blue Jays

Rogers Centre, Toronto, ON

Mon Oct 17 2016, 8:10 PM - 11:32 PM EDT

Att. 49,507 - Roof Closed - 68 F

livebaseballscorecards.com

Batter	1	2	3	4	5	6	7	8	9	AB	R	H	RBI	BB	SO	LOB
41 Carlos Santana, S (1, 10) OBP: 0.292, SLG: 0.333	B SI 94 B SI 94 B FF 94 C FF 93 B SI 91 4-1 26 2B BB		X FC 90 0-0 ① P6		C FF 94 B FC 90 S SL 84 X FF 93 1-2 ③ P5		B SL 82 B CH 85 X FF 94 2-0 ② F7		X SI 96 0-0 ③ G4-3	4	1	0	0	1	0	3
22 Jason Kipnis, L (1, 4) OBP: 0.292, SLG: 0.500	C SI 93 B SI 93 X SL 84 1-1 ① L8		B SI 93 B FF 94 C FF 94 S FC 90 F FC 91 F FF 94 F FC 88 X FC 89 2-2 ② G4-3			C SL 83 B FC 90 B FC 90 F FF 92 X FF 93 2-2 HR	C CU 83 B CU 85 X FF 92 1-1 ③ F9			4	1	1	1	0	0	2
12 Francisco Lindor, S (1, 6) OBP: 0.333, SLG: 0.609	S SL 82 F SI 94 S FC 87 0-3 ② K		C FF 93 X FC 88 0-1 ③ G4-3			C FC 89 F SL 84 S SL 87 0-3 ① K		B SI 91 B CU 83 B SI 91 C SI 91 B SI 91 4-1 8 CS BB		3	0	0	0	1	2	1
26 Mike Napoli, R (1, 3) OBP: 0.227, SLG: 0.429	S SI 94 B FC 87 X FC 91 1-1 1-H 2B			C SI 94 X SI 94 0-1 HR		B FC 90 B SL 83 B FC 89 C FF 93 C FC 88 F SL 86 B SL 82 4-2 11 WP 11 1B BB		C CU 84 S CH 83 1 SAFE S CU 82 0-3 ① K		3	2	2	2	1	1	1
11 José Ramírez, S (1, 5) OBP: 0.364, SLG: 0.350	B SL 83 B SI 93 X SI 93 2-0 ③ L7			C SL 87 B SI 92 X FC 89 1-1 ① G4-3	T FF 94 C CU 81 F CH 84 B FF 94 F SL 90 B CH 86 X CU 82 2-2 1-H 1B			1 SAFE B SI 91 1 SAFE X CU 83 1-0 ② P3		4	0	1	1	0	0	2
8 Lonnie Chisenhall, L (1, 9) OBP: 0.381, SLG: 0.500		X FC 90 0-0 ① G4-3		C SI 93 B FF 93 S SL 88 S SL 88 1-3 ② K	1 SAFE 1 SAFE F FF 95 B CH 84 F SL 90 X FF 94 1-2 ② L8			B FC 83 S CU 83 1-1 ③ CS 1-2	C FC 92 B FF 95 B SI 94 S SI 95 X SI 95 2-2 ① F8	4	0	0	0	0	1	1
4 Coco Crisp, S (1, 7) OBP: 0.273, SLG: 0.500 20 Rajai Davis, R (9, 7)		C SI 92 F CU 81 B SL 86 B FC 88 B SL 82 F FF 92 B SL 86 4-2 55 WP 72 S BB	B FF 93 C FC 90 B FF 93 B FC 90 F SI 93 X SI 93 3-2 ③ G4-3		C FF 94 1 SAFE C FF 94 X FF 93 0-2 ③ F8				X SI 96 0-0 72 2B 1B	3 0	0 0	1 0	0 0	1 0	0 0	1 0
72 Tyler Naquin, L (1, 8) OBP: 0.182, SLG: 0.273		B FC 90 1 SAFE D SI 93 B SI 92 C FF 94 S FF 93 X FF 93 3-2 ② F7 1-2			C FF 93 S FC 91 F SL 86 B FF 93 F FC 89 C FF 93 1-3 ① K		B FF 93 S FF 93 B FF 95 S FF 94 S FF 94 2-3 ① K		B SI 94 X FC 92 1-0 ② 1-3 2B	4	0	1	0	0	2	1
55 Roberto Pérez, R (1, 2) OBP: 0.286, SLG: 0.333		B FC 91 F SI 93 B SL 82 S SI 93 B SL 87 F FF 94 C SI 94 3-3 ③ K 2-3			C SL 85 S FC 91 B SL 89 B CU 82 X FF 93 2-2 ② F9		C SL 80 X FF 94 0-1 1B		B FF 96 B FF 96 D FC 88 C FF 96 F SI 96 S FF 97 3-3 ② K	4	0	1	0	0	2	3

	AB	R	H	RBI	BB	SO	LOB
AB	33						
R	4						
H	7						
RBI	4						
BB	4						
SO	8						
LOB	15						

Inning Stats	1	2	3	4	5	6	7	8	9
	R: 1 E: 0 K: 1 S: 9 H: 1 LOB: 1 BB: 1 P: 17	R: 0 E: 0 K: 1 S: 11 H: 0 LOB: 1 BB: 1 P: 21	R: 0 E: 0 K: 0 S: 9 H: 0 LOB: 0 BB: 0 P: 11	R: 1 E: 0 K: 1 S: 10 H: 1 LOB: 0 BB: 0 P: 15	R: 0 E: 0 K: 1 S: 11 H: 0 LOB: 0 BB: 0 P: 15	R: 2 E: 0 K: 1 S: 20 H: 2 LOB: 1 BB: 1 P: 29	R: 0 E: 0 K: 1 S: 8 H: 1 LOB: 1 BB: 0 P: 13	R: 0 E: 0 K: 1 S: 6 H: 0 LOB: 0 BB: 1 P: 12	R: 0 E: 0 K: 1 S: 9 H: 2 LOB: 2 BB: 0 P: 15

	1B: 3	SF: 0	WP: 2	PA: 38
	2B: 2	SAC: 0	PB: 0	
	3B: 0	DP: 0	SB: 1	
	HR: 2	HBP: 0	CS: 1	

PITCHER		IP	WLS	BF	H	R	ER	SO	BB	IBB	HBP	BLK	WP	HR	S	P	ERA	WHIP
6 Marcus Stroman, R ERA: 4.76	(1, 1)	5.1	L	22	3	4	4	5	3	0	0	0	1	2	59	94	6.75	1.125
31 Joe Biagini, R ERA:	(6, 1)	0.2		3	1	0	0	0	0	0	0	0	1	0	11	14	0.00	1.500
37 Jason Grilli, R ERA:	(7, 1)	0.2		3	1	0	0	1	0	0	0	0	0	0	6	10	0.00	1.500
27 Brett Cecil, L ERA:	(7, 1)	1.1		4	0	0	0	1	1	0	0	0	0	0	8	15	0.00	0.750
54 Roberto Osuna, R ERA:	(9, 1)	1.0		5	2	0	0	1	0	0	0	0	0	0	9	15	0.00	2.000

PITCHER		IP	WLS	BF	H	R	ER	SO	BB	IBB	HBP	BLK	WP	HR	S	P	ERA	WHIP

Batter	1	2	3	4	5	6	7	8	9	AB	R	H	RBI	BB	SO	LOB
19 José Bautista, R (1, 9) OBP: 0.333, SLG: 0.417	C SI 92 B KC 74 B KC 74 S FF 94 B FF 95 C SI 94 3-3 K		C CU 83 B SI 93 B CU 84 S CU 83 X SI 93 2-2 1B		B FC 96 B FC 96 F FC 95 B FC 96 X FC 95 3-1 F7		C KC 84 B KC 84 B KC 84 B KC 84 C FF 95 B FF 94 4-2 BB			3	0	1	0	1	1	0
20 Josh Donaldson, R (1, 5) OBP: 0.484, SLG: 0.655	B KC 75 B KC 75 F SI 93 B FF 94 B FC 86 4-1 2 BB BB		B SI 92 S CU 82 C CU 83 B CU 84 X CU 82 2-2 P3		S FC 96 B FC 96 X SL 82 1-1 10 FC5-4 1B		X KC 84 0-0 L7			3	0	1	0	1	0	3
10 Edwin Encarnación, R (1, 3) OBP: 0.387, SLG: 0.667	C FF 93 B KC 76 C KC 74 X FF 95 1-2 L8		C SI 91 B CU 83 X CU 83 1-1 P4		X FC 95 0-0 FC5-4 1-2f			C KC 82 X FF 93 0-1 G4-3		4	0	0	0	0	0	3
2 Troy Tulowitzki, R (1, 6) OBP: 0.276, SLG: 0.429	C FF 92 B FF 92 B FF 93 F FF 94 D KC 77 B FF 95 4-2 1-2 BB		X CU 83 0-0 P6			B FC 95 B FC 94 X FC 95 2-0 G6-3		B KC 83 B FF 94 C FF 94 C FF 94 C FF 94 2-3 K		3	0	0	0	1	1	1
55 Russell Martin, R (1, 2) OBP: 0.138, SLG: 0.185	S SI 92 B FF 91 X SI 92 1-1 G4-3			C CU 84 B CU 85 B CU 84 F SI 92 B CU 83 C SU 84 3-3 K		B FC 96 B FC 94 S FC 94 F FC 96 F FC 96 S SL 81 2-3 K		C SL 82 C FF 94 B SL 84 S SL 85 1-3 K		4	0	0	0	0	3	2
21 Michael Saunders, L (1, 10) OBP: 0.353, SLG: 0.563 30 Dioner Navarro, S (9, PH) OBP: 1.000, SLG: 1.000		B SI 90 C SI 91 X CH 83 1-1 HR		F FF 95 B FF 96 B CU 81 X FF 96 2-1 F7		B FC 94 B FC 94 C FC 94 F FC 95 F SL 82 S SL 83 2-3 K			B FF 92 C SL 83 B FF 93 C SL 82 X SL 84 2-2 1B	3 1	1 0	1 1	1 0	0 0	1 0	0 0
11 Kevin Pillar, R (1, 8) OBP: 0.179, SLG: 0.269		C SI 92 C SI 92 F SI 92 X SL 85 0-2 G1-3		S FF 98 F FF 98 X CU 84 0-2 G5-3			B FC 93 B FC 93 C FC 93 X FC 93 2-1 14 S 1B		C SL 84 F SL 85 S FF 96 0-3 K	4	0	1	0	0	1	1
3 Ezequiel Carrera, L (1, 7) OBP: 0.357, SLG: 0.500 7 B.J. Upton, R (9, PH) OBP: 0.273, SLG: 0.600		B FF 92 S FF 91 F FF 91 F FF 92 B CH 84 F SI 92 F SI 91 B CH 84 X SI 91 3-2 17 G6-3 1B			C CU 79 S SL 83 X SI 97 0-2 17 G1-6-3 3B		C KC 83 D KC 83 B KC 84 F FF 94 B KC 84 X FF 94 3-2 F9		C FF 94 B SL 86 S SL 85 B SL 86 S SL 86 2-3 K	3 1	1 0	2 0	0 0	0 0	0 1	1 1
17 Ryan Goins, L (1, 4) 14 Justin Smoak, S (7, PH) 18 Darwin Barney, R (8, 4) OBP: 0.154, SLG: 0.083		X FF 89 0-0 G6-3 1-2f			B SI 97 X FF 96 1-0 G1-6-3 3-H		B KC 84 B KC 84 C FF 94 C KC 83 F FF 94 B FF 94 S KC 85 3-3 K 1-2		B SL 83 C SL 83 S SL 84 X SI 96 1-2 G4-3	2 1 1	0 0 0	0 0 0	1 0 0	0 0 0	0 1 0	1 1 1
Inning Stats	R: 0 E: 0 K: 1 S: 11 H: 0 LOB: 2 BB: 2 P: 24	R: 1 E: 0 K: 0 S: 13 H: 2 LOB: 0 BB: 0 P: 17	R: 0 E: 0 K: 0 S: 9 H: 1 LOB: 1 BB: 0 P: 14	R: 0 E: 0 K: 1 S: 8 H: 0 LOB: 0 BB: 0 P: 13	R: 1 E: 0 K: 0 S: 9 H: 2 LOB: 1 BB: 0 P: 14	R: 0 E: 0 K: 2 S: 9 H: 0 LOB: 0 BB: 0 P: 15	R: 0 E: 0 K: 1 S: 12 H: 1 LOB: 2 BB: 1 P: 24	R: 0 E: 0 K: 2 S: 8 H: 0 LOB: 0 BB: 0 P: 11	R: 0 E: 0 K: 2 S: 12 H: 1 LOB: 1 BB: 0 P: 17	1B: 5 2B: 0 3B: 1 HR: 1	SF: 0 SAC: 0 DP: 1 HBP: 0			WP: 0 PB: 0 SB: 1 CS: 0	PA: 36		

PITCHER		IP	WLS	BF	H	R	ER	SO	BB	IBB	HBP	BLK	WP	HR	S	P	ERA	WHIP
47 Trevor Bauer, R ERA: 5.06	(1, 1)	0.2		4	0	0	0	1	2	0	0	0	0	0	9	21	0.00	3.000
61 Dan Otero, R ERA: 3.86	(1, 1)	1.1		5	2	1	1	0	0	0	0	0	0	1	15	20	6.75	1.500
53 Jeff Manship, R ERA:	(3, 1)	1.1		5	1	0	0	1	0	0	0	0	0	0	12	20	0.00	0.750
34 Zach McAllister, R ERA: 9.0	(4, 1)	1.0	B	4	1	1	1	0	0	0	0	0	0	0	9	12	9.00	1.000
27 Bryan Shaw, R ERA: 4.15	(5, 1)	1.2	W	7	2	0	0	2	0	0	0	0	0	0	16	28	0.00	1.200
37 Cody Allen, R ERA:	(7, 1)	1.2	H	6	0	0	0	2	1	0	0	0	0	0	15	27	0.00	0.600
24 Andrew Miller, L ERA:	(8, 1)	1.1	S	5	1	0	0	3	0	0	0	0	0	0	15	21	0.00	0.750

BOTTOM

Cleveland Indians @ Toronto Blue Jays

Rogers Centre, Toronto, ON

Mon Oct 17 2016, 8:10 PM - 11:32 PM EDT

Att. 49,507 - Roof Closed - 68 F

livebaseballscorecards.com

AB	33
R	2
H	7
RBI	2
BB	3
SO	9
LOB	15

Cleveland Indians @ Toronto Blue Jays

Rogers Centre, Toronto, ON

Tue Oct 18 2016, 4:10 PM - 7:09 PM EDT

Att. 49,142 - Roof Closed - 68 F

livebaseballscorecards.com

Batter	1	2	3	4	5	6	7	8	9	AB	R	H	RBI	BB	SO	LOB
41 Carlos Santana, S (1, 10) OBP: 0.250, SLG: 0.280	B SI 95 F SI 96 C CU 80 B SI 97 B CU 80 S SI 97 3-3 ① **K**		B CU 80 B CU 79 D FF 95 C FF 94 X FF 96 3-1 ② **G4-3**		B CU 80 C CU 78 B CH 88 F SI 95 X CU 80 2-2 ③ **G5-3**			C SL 80 B FF 93 B SL 80 F FF 94 X FF 93 2-2 ③ **P2**		4	0	0	0	0	1	2
22 Jason Kipnis, L (1, 4) OBP: 0.250, SLG: 0.423	F SI 96 B SI 96 C CU 80 S CU 81 1-3 ② **K2-3**		F CU 80 B SI 94 S CU 81 F CU 80 X CU 80 1-2 ③ **G4-3**			B SI 95 B CH 87 X FF 94 2-0 ① **P5**			C FF 94 C CH 84 S SL 87 0-3 ① **K**	4	0	0	0	0	2	1
12 Francisco Lindor, S (1, 6) OBP: 0.286, SLG: 0.519	B FF 96 F FF 96 F SI 97 B SI 96 F CU 80 B CU 80 X SI 96 3-2 ③ **G4-3**			X SI 94 0-0 ① **G4-3**		B CH 88 B SI 93 B SI 94 C SI 94 X SI 94 3-1 ② **L8**			C FF 96 F FC 89 X FF 93 0-2 ② **G6-3**	4	0	0	0	0	0	0
26 Mike Napoli, R (1, 3) OBP: 0.231, SLG: 0.375		C SI 95 B CU 81 B SI 95 F FF 96 B FF 96 B FF 96 4-2 11 FC4-6 BB		C FF 95 C SI 95 B CU 80 S CU 79 1-3 ② **K**		B CU 80 F CU 79 B SI 95 C FF 95 X FF 96 2-2 ③ **P6**			C FF 96 B FC 89 C SL 89 S SL 88 1-3 ③ **K**	3	0	0	0	0	1	0
11 José Ramírez, S (1, 5) OBP: 0.320, SLG: 0.304		B SI 96 X SI 96 1-0 ① **FC4-6** 4 FC6 1-2f		C FF 95 B SI 96 B SI 96 X SI 95 2-1 ③ **F7**			B CU 85 C CU 85 B SI 92 X CU 85 2-1 ① **L8**			3	0	0	0	0	0	1
8 Lonnie Chisenhall, L (1, 9) OBP: 0.348, SLG: 0.455 20 Rajai Davis, R (7, PH) (7, 8)		C FF 95 F SI 95 B FF 94 B SI 95 F SI 96 F CU 80 C CU 78 2-3 ② **K**			B FF 94 B SI 94 S FF 94 C FF 94 F CU 79 F CH 89 X SI 96 2-2 ① **G5-3**		C SI 94 F SI 93 B CH 84 S CU 85 1-3 ② **K2-3**		2 1	0 0	0 0	0 0	0 0	1 1	1 0
4 Coco Crisp, S (1, 7) OBP: 0.286, SLG: 0.417		C CU 78 B FF 95 X SI 95 1-1 ③ **FC6** 1-2f			B CU 79 B SI 94 B SI 95 B SI 93 4-0 72 WP 55 2B BB		F SI 93 C CU 86 S CU 86 0-3 ③ **K**			2	1	0	0	1	1	1
72 Tyler Naquin, L (1, 8) OBP: 0.231, SLG: 0.385 (7, 9) 6 Brandon Guyer, R (8, PH) OBP: 0.375, SLG: 0.375 (8, 9)			B FF 94 X SI 94 1-0 55 SH2-4 2B		C SI 94 S CU 78 F CU 76 B SI 94 S CU 78 1-3 ② **K** 1-2			B FF 94 B FF 93 X FF 92 2-0 ① **G3**		2 1	0 0	1 0	0 0	0 0	1 0	1 0
55 Roberto Pérez, R (1, 2) OBP: 0.304, SLG: 0.400			X FF 94 0-0 ① **SH2-4** 2-3		F FF 94 B SI 95 B SI 96 X SI 95 2-1 2-H 2B			C SL 79 B SL 79 B SL 80 X FF 93 2-1 ② **F8**		2	0	1	1	0	0	0
Inning Stats	R: 0 E: 0 K: 2 S: 10 H: 0 LOB: 0 BB: 0 P: 17	R: 0 E: 0 K: 1 S: 10 H: 0 LOB: 1 BB: 1 P: 18	R: 0 E: 0 K: 0 S: 8 H: 1 LOB: 1 BB: 0 P: 13	R: 0 E: 0 K: 1 S: 6 H: 0 LOB: 0 BB: 0 P: 9	R: 1 E: 0 K: 1 S: 14 H: 1 LOB: 1 BB: 1 P: 25	R: 0 E: 0 K: 0 S: 6 H: 0 LOB: 0 BB: 0 P: 13	R: 0 E: 0 K: 2 S: 8 H: 0 LOB: 0 BB: 0 P: 11	R: 0 E: 0 K: 0 S: 6 H: 0 LOB: 0 BB: 0 P: 12	R: 0 E: 0 K: 2 S: 9 H: 0 LOB: 0 BB: 0 P: 10	1B: 0 2B: 2 3B: 0 HR: 0 SF: 0 SAC: 1 DP: 0 HBP: 0						

TOP

AB	28
R	1
H	2
RBI	1
BB	2
SO	9
LOB	7

WP: 1 PB: 0 SB: 0 CS: 0 PA: 31

PITCHER		IP	WLS	BF	H	R	ER	SO	BB	IBB	HBP	BLK	WP	HR	S	P	ERA	WHIP
41 Aaron Sanchez, R ERA: 5.4	(1, 1)	6.0	W	22	2	1	1	5	2	0	0	0	1	0	54	95	1.50	0.667
27 Brett Cecil, L ERA:	(7, 1)	1.0	H	3	0	0	0	2	0	0	0	0	0	0	8	11	0.00	0.000
37 Jason Grilli, R ERA:	(8, 1)	1.0	H	3	0	0	0	0	0	0	0	0	0	0	6	12	0.00	0.000
54 Roberto Osuna, R ERA:	(9, 1)	1.0		3	0	0	0	2	0	0	0	0	0	0	9	10	0.00	0.000

PITCHER	IP	WLS	BF	H	R	ER	SO	BB	IBB	HBP	BLK	WP	HR	S	P	ERA	WHIP

BOTTOM

Cleveland Indians @ Toronto Blue Jays

Rogers Centre, Toronto, ON

Tue Oct 18 2016, 4:10 PM - 7:09 PM EDT

Att. 49,142 - Roof Closed - 68 F

livebaseballscorecards.com

Batter	1	2	3	4	5	6	7	8	9	AB	R	H	RBI	BB	SO	LOB
19 José Bautista, R (1, 9) OBP: 0.286, SLG: 0.345 7 B.J. Upton, R (9, 7) OBP: 0.273, SLG: 0.600	B FF 91 B FF 91 S SL 89 B SI 93 S FF 91 X FF 92 3-2 G4-3 ①		C CU 85 F FF 93 B SI 92 S CU 85 1-3 K ②		C SI 92 C SL 90 B SI 93 X CU 84 1-2 F7 ①		B FC 95 C FC 95 B FC 95 X FC 95 2-1 E1 20 IBB 10 1B 1-3	C FF 95 X FF 93 0-1 P5 ③		5 0	1 0	0 0	0 0	0 0	1 0	2 0
20 Josh Donaldson, R (1, 5) OBP: 0.486, SLG: 0.719	B SI 93 X SL 89 1-0 P2 ②		C SI 93 B SI 92 S SL 86 B SI 94 F CU 84 X CU 85 2-2 HR		B SI 93 S FF 92 B SI 94 B SI 92 S FF 91 C SI 94 3-3 K ②		I IN 68 I IN 70 I IN 66 I IN 66 4-0 10 1B IBB 1-2			3	1	1	1	1	1	0
10 Edwin Encarnación, R (1, 3) OBP: 0.400, SLG: 0.645	B SI 94 C SI 93 B CU 86 C CU 85 B CU 85 X SI 94 3-2 2 FC5-4 1B		B SL 89 S SL 86 F SI 93 F SI 94 X SL 90 1-2 F9 ③		C SI 93 S CU 85 X SI 94 0-2 L4 ③		B FC 96 F FC 96 X FC 96 1-1 2 WP 1-3 2-H 3-H 1B ①			4	0	2	2	0	0	0
2 Troy Tulowitzki, R (1, 6) OBP: 0.303, SLG: 0.419	C FF 90 F CU 85 D SL 86 X CU 84 1-2 FC5-4 1-2f ③			B SI 90 B FF 92 B SL 90 B SI 93 4-0 55 BB 3 1B BB	C SI 91 B FF 91 X SI 91 1-1 55 FC5-4 1B		B SI 95 B SL 85 X SI 95 2-0 G1-3 ② 2-3			3	1	1	0	1	0	2
55 Russell Martin, R (1, 2) OBP: 0.152, SLG: 0.167		S CU 84 T CU 83 B CU 84 B CU 82 S SL 90 2-3 K ①		B CU 85 B FF 91 D SI 92 C SI 92 C SI 93 F SL 90 F SI 93 B SL 86 4-2 3 1B 1-2 BB	B SI 90 C SI 90 C SI 91 B SI 90 X SI 92 2-2 FC5-4 21 1B ① 1-2f		B FF 95 B FF 94 X FF 94 2-0 G5-3 ③			3	0	0	0	1	1	2
21 Michael Saunders, L (1, 10) OBP: 0.381, SLG: 0.550		C CU 83 F SL 91 B SI 92 X CU 85 1-2 3 FC4-6 1B		F SL 90 C SI 93 S SI 93 0-3 K ①	D SI 90 F SI 91 X FF 92 1-1 1-2 1B			C CU 76 B CU 76 S FF 94 S CH 88 1-3 K ①		4	0	2	0	0	2	2
3 Ezequiel Carrera, L (1, 7) (9, 9) OBP: 0.375, SLG: 0.567		S SL 88 L SI 91 B CU 85 X CU 84 1-2 FC4-6 1-2f ②		X CU 84 0-0 1-2 2-H 1B	B CU 77 D CU 78 X SI 91 2-0 L9 ②			S CH 89 B CH 90 B CH 89 X CH 88 2-1 11 SF9 3B		4	1	2	1	0	0	3
11 Kevin Pillar, R (1, 8) OBP: 0.156, SLG: 0.241		1 SAFE 1 SAFE X FF 90 0-0 P3 ③		C SL 90 S SL 89 S CU 86 0-3 K ②	C SI 92 C SI 92 B SI 93 X SI 92 1-2 G6-3 ③			P PO 89 F FF 94 X FF 96 1-1 SF9 3-H ②		3	0	0	1	0	1	5
17 Ryan Goins, L (1, 4) OBP: 0.333, SLG: 0.200			C FF 92 C CH 86 B SL 89 F SL 89 S FF 93 1-3 K ①	B SI 93 F SL 91 S SI 94 F SI 94 T FF 94 1-2 K ③			S FC 94 B FC 95 F FC 94 X FC 96 1-2 19 E 10 1B 1B	B FF 94 B FF 94 S CH 88 C FF 94 B SI 95 F SI 95 B CH 88 4-2 BB		3	1	1	0	1	2	2
Inning Stats	R: 0 E: 0 K: 0 S: 10 H: 1 LOB: 1 BB: 0 P: 18	R: 0 E: 0 K: 1 S: 10 H: 1 LOB: 1 BB: 0 P: 14	R: 1 E: 0 K: 2 S: 15 H: 1 LOB: 0 BB: 0 P: 20	R: 1 E: 0 K: 3 S: 15 H: 1 LOB: 2 BB: 2 P: 24	R: 0 E: 0 K: 1 S: 9 H: 0 LOB: 0 BB: 0 P: 13	R: 0 E: 0 K: 0 S: 11 H: 2 LOB: 2 BB: 0 P: 18	R: 2 E: 1 K: 0 S: 9 H: 2 LOB: 1 BB: 1 P: 21	R: 1 E: 0 K: 1 S: 13 H: 1 LOB: 1 BB: 1 P: 20		1B: 7 2B: 0 3B: 1 HR: 1	SF: 1 SAC: 0 DP: 0 HBP: 0			WP: 1 PB: 0 SB: 0 CS: 0	PA: 37	

	AB	32
	R	5
	H	9
	RBI	5
	BB	4
	SO	8
	LOB	18

PITCHER		IP	WLS	BF	H	R	ER	SO	BB	IBB	HBP	BLK	WP	HR	S	P	ERA	WHIP
28 Corey Kluber, R ERA: 0.98	(1, 1)	5.0	L	21	4	2	2	7	2	0	0	0	0	1	59	89	3.60	1.200
61 Dan Otero, R ERA: 2.7	(6, 1)	1.0		5	2	0	0	0	0	0	0	0	0	0	11	18	0.00	2.000
27 Bryan Shaw, R ERA: 5.79	(7, 1)	0.1		4	2	2	1	0	0	1	0	0	0	0	7	15	27.00	6.000
73 Mike Clevinger, R ERA: 5.4	(7, 1)	1.2		7	1	1	1	1	1	0	0	0	1	0	15	26	5.40	1.200

PITCHER	IP	WLS	BF	H	R	ER	SO	BB	IBB	HBP	BLK	WP	HR	S	P	ERA	WHIP

Cleveland Indians @ Toronto Blue Jays

Rogers Centre, Toronto, ON

Wed Oct 19 2016, 4:11 PM - 6:46 PM EDT

Att. 48,800 - Roof Closed - 68 F

TOP

livebaseballscorecards.com

Batter	1	2	3	4	5	6	7	8	9	AB	R	H	RBI	BB	SO	LOB
41 Carlos Santana, S (1, 3) OBP: 0.250, SLG: 0.379	C FF 87 F CH 75 B CH 75 B FF 88 B FF 88 X FF 89 3-2 ① P2		B FC 85 X FC 87 1-0 HR		C CU 75 C FF 84 X CH 77 0-2 ② G6-3			C CU 80 B FF 92 X FF 94 1-1 ② F7		4	1	1	1	0	0	0
22 Jason Kipnis, L (1, 4) OBP: 0.219, SLG: 0.367	B CU 74 S CH 75 X FF 88 1-1 ② F7		B CH 77 B FF 89 X CH 78 2-0 ② F9		B CU 74 X CH 76 1-0 ③ F7			B CH 86 X CU 81 1-0 ③ G1-3		4	0	0	0	0	0	0
12 Francisco Lindor, S (1, 6) OBP: 0.344, SLG: 0.581	C FF 88 B FC 85 B FF 88 F CH 76 X FF 84 2-2 26 2B 26 E 1B		B CU 75 X FF 84 1-0 1B			C FF 87 S CH 76 S CU 82 0-3 ① K			X SI 93 0-0 11 G4-3 2B	4	1	3	0	0	1	0
26 Mike Napoli, R (1, 10) OBP: 0.233, SLG: 0.393	S FF 88 B CH 76 X CH 76 1-1 E7 1-H 2B		F CH 78 1 SAFE F FF 84 F FF 88 C CH 76 0-3 ③ K			F CU 75 B FF 88 B FF 83 S FF 88 B FC 85 C FF 89 3-3 ② K			X SL 88 0-0 ① L8	4	0	1	0	0	2	2
11 José Ramírez, S (1, 5) OBP: 0.276, SLG: 0.259	B FF 86 C FF 87 F FF 87 X FF 89 1-2 ③ G6-3			B FF 87 B FC 87 C FF 86 F FC 84 X FF 89 2-2 ① P6		B FF 88 F FF 88 S CH 77 X CH 77 1-2 ③ F7			B FC 90 X SI 95 1-0 ② G4-3 2-3	4	0	0	0	0	0	2
8 Lonnie Chisenhall, L (1, 9) OBP: 0.296, SLG: 0.385		C CH 75 F FF 88 B FF 88 S FF 88 1-3 ① K		B FC 87 B FF 87 S CH 76 F FF 88 S CH 76 2-3 ② K			B SI 91 C CU 84 X FF 92 1-1 ① G4-3		B FF 92 S FF 95 B SL 88 S SL 88 F FF 95 B SL 87 S SL 88 3-3 ③ K	4	0	0	0	0	3	1
4 Coco Crisp, S (1, 7) OBP: 0.313, SLG: 0.643		F FF 87 C FF 88 X CH 77 0-2 ② F8		S CH 77 S CH 76 B CH 76 B FC 85 X CH 77 2-2 HR			C CU 84 F CU 84 S CH 84 0-3 ② K			2	1	1	1	0	0	0
20 Rajai Davis, R (7, PH) (7, 7)										1	0	0	0	0	1	0
72 Tyler Naquin, L (1, 8) OBP: 0.188, SLG: 0.313		C FF 89 S CH 77 B FF 89 F CH 77 F CU 76 B FF 88 S FF 89 2-3 ③ K		B FC 88 B FC 88 F FC 87 F CH 78 X CH 77 2-2 ③ P5			B CU 85 B CU 85 B SI 92 C FF 91 C SI 93 X CU 85 3-2 ③ G3			3	0	0	0	0	1	0
55 Roberto Pérez, R (1, 2) OBP: 0.269, SLG: 0.348			S FF 87 C FF 87 B CH 76 S FF 89 1-3 ① K		C FC 88 S FC 84 B FC 85 X CH 77 1-2 ① F7			L FF 94 F FF 94 B FF 90 B CU 83 S FF 95 2-3 ① K		3	0	0	0	0	2	0

	AB	33
	R	3
	H	6
	RBI	2
	BB	0
	SO	10
	LOB	5

Inning Stats																		
	R: 1 E: 1 K: 0 S: 13	H: 2 LOB: 1 BB: 0 P: 21	R: 0 E: 0 K: 2 S: 11	H: 0 LOB: 0 BB: 0 P: 14	R: 1 E: 0 K: 2 S: 10	H: 2 LOB: 1 BB: 0 P: 15	R: 1 E: 0 K: 1 S: 12	H: 1 LOB: 0 BB: 0 P: 20	R: 0 E: 0 K: 0 S: 7	H: 0 LOB: 0 BB: 0 P: 9	R: 0 E: 0 K: 2 S: 9	H: 0 LOB: 0 BB: 0 P: 13	R: 0 E: 0 K: 1 S: 8	H: 0 LOB: 0 BB: 0 P: 12	R: 0 E: 0 K: 1 S: 6	H: 0 LOB: 0 BB: 0 P: 10	R: 0 E: 0 K: 1 S: 7	H: 1 LOB: 1 BB: 0 P: 11

	1B: 2	SF: 0	WP: 0	PA: 33
	2B: 2	SAC: 0	PB: 0	
	3B: 0	DP: 0	SB: 0	
	HR: 2	HBP: 0	CS: 0	

PITCHER		IP	WLS	BF	H	R	ER	SO	BB	IBB	HBP	BLK	WP	HR	S	P	ERA	WHIP
25 Marco Estrada, R ERA: 2.01	(1, 1)	6.0	L	23	5	3	2	7	0	0	0	0	0	2	62	92	3.00	0.833
27 Brett Cecil, L ERA:	(7, 1)	1.0		3	0	0	0	1	0	0	0	0	0	0	8	12	0.00	0.000
31 Joe Biagini, R ERA:	(8, 1)	1.0		3	0	0	0	1	0	0	0	0	0	0	6	10	0.00	0.000
54 Roberto Osuna, R ERA:	(9, 1)	1.0		4	1	0	0	1	0	0	0	0	0	0	7	11	0.00	1.000

PITCHER	IP	WLS	BF	H	R	ER	SO	BB	IBB	HBP	BLK	WP	HR	S	P	ERA	WHIP

Batter	1	2	3	4	5	6	7	8	9	AB	R	H	RBI	BB	SO	LOB
19 José Bautista, R (1, 9) OBP: 0.308, SLG: 0.394	C FF 84 S CU 70 B FC 86 F FF 86 X FC 84 1-2 ① G5-3			C CU 70 B CH 81 S CH 80 B CH 82 F FF 87 X FF 87 2-2 ① F8		C SL 79 X FC 93 0-1 20 G6-4-3 1B			B FF 94 F FF 95 B KC 83 C FF 95 B FF 95 X FF 95 3-2 2B	4	0	2	0	0	0	0
20 Josh Donaldson, R (1, 5) OBP: 0.462, SLG: 0.667	C FF 85 B FC 85 X FC 83 1-1 ② G4-3			X CU 70 0-0 10 G6-4-3 1B		X FF 94 0-0 ②③ G6-4-3 1-2f			F FF 94 S FF 95 S FF 95 0-3 ① K	4	0	1	0	0	1	2
10 Edwin Encarnación, R (1, 3) OBP: 0.359, SLG: 0.571	S FC 85 B FF 86 B FC 84 C FC 83 C CU 72 2-3 ③ K			B FC 84 B CH 80 B FC 85 C FF 84 C FF 86 X CH 80 3-2 ②③ G6-4-3 1-2f			C SL 84 B SL 84 F SL 83 X FF 95 1-2 ① F7		S KC 84 F KC 84 S KC 84 0-3 ② K	4	0	0	0	0	2	2
2 Troy Tulowitzki, R (1, 6) OBP: 0.270, SLG: 0.371		C FF 85 B FC 85 X FC 84 1-1 ① F9			S CH 79 X FF 86 0-1 ① F7		B SL 84 S SL 82 B FF 94 X SL 82 2-1 ② G6-3		F KC 83 D KC 85 B FF 94 S FF 94 X FF 94 2-2 ③ P3	4	0	0	0	0	0	1
55 Russell Martin, R (1, 2) OBP: 0.167, SLG: 0.182		C FC 82 B FF 86 C FF 86 B CH 80 C FF 87 2-3 ② K			C FF 86 B CU 73 X FC 85 1-1 21 1B		B SL 83 B FF 94 C FF 93 X SL 84 2-1 ③ G6-3			3	0	1	0	0	1	0
7 B.J. Upton, R (1, 10) OBP: 0.250, SLG: 0.545 21 Michael Saunders, L (5, PH) OBP: 0.409, SLG: 0.571 (6, 10) 30 Dioner Navarro, S (8, PH) OBP: 1.000, SLG: 1.000 (9, 10)		C FF 86 B CU 71 C CU 71 B CH 80 C FF 87 2-3 ③ K			B FC 93 S FC 93 X FC 95 1-1 1-2 1B			C FF 92 X SL 85 0-1 11 FC6-4 1B		1	0	0	0	0	1	0
										1	0	1	0	0	0	0
										1	0	1	0	0	0	0
3 Ezequiel Carrera, L (1, 7) OBP: 0.343, SLG: 0.515			B FC 83 X FC 84 1-0 ① F7		B FC 96 F FC 96 S SL 82 B FC 96 B FC 96 S FC 95 3-3 ② K			C SL 84 C SL 83 S SL 84 0-3 ① K		3	0	0	0	0	2	3
11 Kevin Pillar, R (1, 8) OBP: 0.143, SLG: 0.219			X FF 85 0-0 ② G5-3		F FC 95 B FC 96 F FC 95 S SL 82 1-3 ③ K			X SL 83 0-0 ② FC6-4 1-2f		3	0	0	0	0	1	3
18 Darwin Barney, R (1, 4) OBP: 0.125, SLG: 0.067			C FF 86 X FC 85 0-1 ③ P6			C SL 80 X FC 93 0-1 ① G6-3		F FF 95 X SL 85 0-1 ③ F7		3	0	0	0	0	0	1
Inning Stats	R: 0 E: 0 K: 1 S: 9 H: 0 LOB: 0 BB: 0 P: 13	R: 0 E: 0 K: 2 S: 8 H: 0 LOB: 0 BB: 0 P: 13	R: 0 E: 0 K: 0 S: 4 H: 0 LOB: 0 BB: 0 P: 5	R: 0 E: 0 K: 0 S: 8 H: 1 LOB: 0 BB: 0 P: 13	R: 0 E: 0 K: 2 S: 12 H: 2 LOB: 2 BB: 0 P: 18	R: 0 E: 0 K: 0 S: 5 H: 1 LOB: 0 BB: 0 P: 5	R: 0 E: 0 K: 0 S: 7 H: 0 LOB: 0 BB: 0 P: 12	R: 0 E: 0 K: 1 S: 8 H: 1 LOB: 1 BB: 0 P: 8	R: 0 E: 0 K: 2 S: 12 H: 1 LOB: 1 BB: 0 P: 17	1B: 5 2B: 1 3B: 0 HR: 0 SF: 0 SAC: 0 DP: 2 HBP: 0						

PITCHER		IP	WLS	BF	H	R	ER	SO	BB	IBB	HBP	BLK	WP	HR	S	P	ERA	WHIP
69 Ryan Merritt, L ERA:	(1, 1)	4.1		14	2	0	0	3	0	0	0	0	0	0	33	49	0.00	0.462
27 Bryan Shaw, R ERA: 4.76	(5, 1)	1.0	W	5	2	0	0	2	0	0	0	0	0	0	12	17	0.00	2.000
24 Andrew Miller, L ERA:	(6, 1)	2.2	H	8	1	0	0	1	0	0	0	0	0	0	16	21	0.00	0.375
37 Cody Allen, R ERA:	(9, 1)	1.0	S	4	1	0	0	2	0	0	0	0	0	0	12	17	0.00	1.000

PITCHER	IP	WLS	BF	H	R	ER	SO	BB	IBB	HBP	BLK	WP	HR	S	P	ERA	WHIP

BOTTOM

Cleveland Indians @ Toronto Blue Jays

Rogers Centre, Toronto, ON

Wed Oct 19 2016, 4:11 PM - 6:46 PM EDT

Att. 48,800 - Roof Closed - 68 F

livebaseballscorecards.com

AB	31
R	0
H	6
RBI	0
BB	0
SO	8
LOB	12

Batter	1	2	3	4	5	6	7	8	9	AB	R	H	RBI	BB	SO	LOB
24 Dexter Fowler, S (1, 8) OBP: 0.271, SLG: 0.391	B SI 92 F SI 92 B SI 92 F SL 90 C SI 92 2-3 ① K		B CU 82 C SI 91 C SI 91 S SI 92 1-3 ② K			B CU 81 C SI 90 X CU 81 1-1 ① G4-3		C FF 90 B FF 91 X FF 90 1-1 ① L8		4	0	0	0	0	2	1
17 Kris Bryant, R (1, 5) OBP: 0.396, SLG: 0.500	B CU 82 S CU 83 B FF 93 B SL 84 F SI 92 C FF 93 3-3 ② K		S CU 81 S CU 83 F CU 84 B FF 92 S CU 84 1-3 ③ K			C CU 82 F FF 92 B FF 92 X CU 83 1-2 ② P2		B FF 93 C FF 93 B FF 92 S SL 84 B SI 94 B FF 93 4-2 18 1B BB		3	0	0	0	1	2	1
44 Anthony Rizzo, L (1, 3) OBP: 0.271, SLG: 0.386	F SL 89 X SI 92 0-1 ③ P5			B SI 90 B SL 88 C SL 89 F SL 87 B SI 93 X SI 92 3-2 ① P2		C CU 81 B SL 89 S SL 88 B SL 88 X SI 93 2-2 ③ P2		B SL 84 C FF 93 C SL 84 B SL 85 F SL 84 B SL 83 X SL 82 3-2 ② F8		4	0	0	0	0	0	1
18 Ben Zobrist, S (1, 7) OBP: 0.289, SLG: 0.325		C SI 91 C CU 81 B FF 92 X SL 89 1-2 2B		C CU 82 B CH 85 B CH 85 X SI 92 2-1 ② G4-3			C CU 80 B CH 85 X SL 87 1-1 9 1B 12 BB 1B	B SL 83 B SL 80 C SI 92 X SL 82 2-1 1-3 1B		4	0	3	0	0	0	0
12 Kyle Schwarber, L (1, 10) OBP: 0.500, SLG: 0.667		B SL 89 B SL 89 S SL 89 B SI 92 C SI 93 S SI 92 3-3 ① K		X SI 91 0-0 2B			B SL 83 C SL 84 B SL 84 F SL 83 B FF 93 B SL 84 4-2 9 1B 1-2 BB	C SL 82 B SI 94 B SI 93 S SL 83 S SL 84 2-3 ③ K		3	0	1	0	1	2	3
9 Javier Báez, R (1, 4) OBP: 0.356, SLG: 0.500		C SI 93 S CU 84 D CU 84 D CU 83 C SI 91 2-3 ② K		X FF 91 0-0 ③ F9			F FF 93 F SL 85 F SL 84 X SL 84 0-2 1-2 2-3 1B		F FF 93 F FF 93 C KC 83 0-3 ① K	4	0	1	0	0	2	2
8 Chris Coghlan, L (1, 9) 40 Willson Contreras, R (7, PH) OBP: 0.435, SLG: 0.591 (7, 2)		B CU 82 C SI 91 B CU 82 B SL 87 S SL 88 C SI 91 3-3 ③ K			C SI 91 F CH 85 F SL 90 C SI 92 0-3 ① K		B SL 83 X SL 81 1-0 ① F8		B KC 82 B FF 93 F FF 93 B FF 94 X FF 92 3-1 2B	2 2	0 0	0 1	0 0	0 0	2 0	1 3
27 Addison Russell, R (1, 6) OBP: 0.190, SLG: 0.341			C CU 81 F FF 90 C CU 83 0-3 ① K		X CU 82 0-0 ② F8		C SL 82 F SL 82 S SL 84 0-3 ② K		B FF 93 S FF 93 S FF 93 S FF 94 1-3 ② K	4	0	0	0	0	3	4
3 David Ross, R (1, 2) OBP: 0.250, SLG: 0.500 5 Albert Almora Jr., R (7, 9) 47 Miguel Montero, L (9, PH) OBP: 0.111, SLG: 0.444			C SI 91 B SI 93 C CU 83 F SI 92 B FF 93 X CU 83 2-2 1B		F SL 88 B SL 89 C SI 90 X CU 83 1-2 ③ L3		B FF 95 S SL 83 B FF 94 B SL 84 C SL 83 S SL 85 3-3 ③ K		B FF 93 B FF 93 C FF 93 C FF 93 S FF 94 2-3 ③ K	3 0 1	0 0 0	1 0 0	0 0 0	0 0 0	1 0 1	3 0 1
Inning Stats	R: 0 E: 0 K: 2 S: 8 H: 0 LOB: 0 BB: 0 P: 13	R: 0 E: 0 K: 3 S: 12 H: 1 LOB: 1 BB: 0 P: 21	R: 0 E: 0 K: 3 S: 14 H: 1 LOB: 1 BB: 0 P: 18	R: 0 E: 0 K: 0 S: 7 H: 1 LOB: 1 BB: 0 P: 12	R: 0 E: 0 K: 1 S: 8 H: 0 LOB: 0 BB: 0 P: 9	R: 0 E: 0 K: 0 S: 8 H: 0 LOB: 0 BB: 0 P: 12	R: 0 E: 0 K: 2 S: 15 H: 2 LOB: 3 BB: 1 P: 24	R: 0 E: 0 K: 1 S: 13 H: 1 LOB: 2 BB: 1 P: 25	R: 0 E: 0 K: 3 S: 11 H: 1 LOB: 1 BB: 0 P: 17	1B: 4 2B: 3 3B: 0 HR: 0 SF: 0 SAC: 0 DP: 0 HBP: 0						

TOP

Chicago Cubs @ Cleveland Indians

Progressive Field, Cleveland, OH

Tue Oct 25 2016, 8:11 PM - 11:47 PM EDT

Att. 38,091 - Cloudy - 50 F

livebaseballscorecards.com

AB	34
R	0
H	7
RBI	0
BB	2
SO	15
LOB	20

PITCHER		IP	WLS	BF	H	R	ER	SO	BB	IBB	HBP	BLK	WP	HR	S	P	ERA	WHIP
28 Corey Kluber, R ERA: 0.74	(1, 1)	6.0	W	22	4	0	0	9	0	0	0	0	0	0	59	88	0.00	0.667
24 Andrew Miller, L ERA:	(7, 1)	2.0	H	10	2	0	0	3	2	0	0	0	0	0	26	46	0.00	2.000
37 Cody Allen, R ERA:	(9, 1)	1.0		4	1	0	0	3	0	0	0	0	0	0	11	17	0.00	1.000

PITCHER		IP	WLS	BF	H	R	ER	SO	BB	IBB	HBP	BLK	WP	HR	S	P	ERA	WHIP

WP: 0 PB: 0 SB: 0 CS: 0 PA: 36

Chicago Cubs @ Cleveland Indians

Progressive Field, Cleveland, OH

Tue Oct 25 2016, 8:11 PM - 11:47 PM EDT

Att. 38,091 - Cloudy - 50 F

livebaseballscorecards.com

BOTTOM

Batter	1	2	3	4	5	6	7	8	9	AB	R	H	RBI	BB	SO	LOB
20 Rajai Davis, R (1, 8) OBP: 0.056, SLG: 0.118	C FF 92 C SI 91 F FF 92 S FF 92 0-3 ① K	F FC 89 B SI 92 X SI 92 1-1 ② G1-3		B CU 74 C SI 92 B FC 88 X SI 91 2-1 ② F7			C FF 93 X SL 81 0-1 ① P4	B FF 96 B FF 95 B FF 95 C FF 95 X FF 96 3-1 2B		5	0	1	0	0	1	0
22 Jason Kipnis, L (1, 4) OBP: 0.189, SLG: 0.314	X FF 92 0-0 ② L3	B SI 92 B FC 87 C FC 86 X FC 87 2-1 ③ P4		C CU 73 X CU 76 0-1 ③ P6			C FC 87 C FC 81 B FC 82 B FC 82 F FF 92 F FC 86 B FF 90 X FC 86 3-2 ② G6-3	F FF 94 F FF 95 X SL 85 0-2 ③ G3		5	0	0	0	0	0	1
12 Francisco Lindor, S (1, 6) OBP: 0.389, SLG: 0.629	B FF 93 S SI 92 X SI 92 1-1 41 BB, 26 S, 11 1B, 1B	B SI 91 X SI 90 1-0 41 CS, 1B	F FC 87 B CU 73 B CU 74 F FC 85 F FF 91 X CU 75 2-2 ① G2-3				X FF 94 0-0 2B			4	1	3	0	0	0	0
26 Mike Napoli, R (1, 3) OBP: 0.235, SLG: 0.355	B FF 92 B SI 91 B SI 91 C SI 91 B FF 91 4-1 11 1B, 41 BB, 6 HBP 1-2 BB	B FF 91 F FF 92 S FF 91 C FF 92 1-3 ① K	C FF 90 B FC 87 B CH 85 C CH 83 S CH 84 2-3 ② K				B FF 95 B FF 96 C CU 81 X CU 81 2-1 ③ G3-1			3	1	0	0	1	2	2
41 Carlos Santana, S (1, 10) OBP: 0.278, SLG: 0.355	B SI 90 B SI 91 B FF 91 C SI 90 B FC 89 4-1 6 HBP, 11 1B 1-2 2-3 BB	D FF 90 B FF 91 B CH 83 B FF 91 4-0 ② 11 1B 1-2 BB	C CU 73 S CH 84 B CU 74 C FF 92 1-3 ③ K					B CU 81 F FF 93 C FF 94 B CU 83 S CU 82 2-3 ① K		2	0	0	0	2	2	0
11 José Ramírez, S (1, 5) OBP: 0.333, SLG: 0.355	C FF 92 X SI 91 0-1 6 HBP 1-2 2-3 3-H 1B	B SI 90 C FC 85 C FF 91 X FF 91 1-2 1-2 1B	B FF 92 B FC 89 F FC 87 B FC 89 F FF 92 C FF 93 2-3 ③ K			B CU 74 B SI 91 C FC 87 B SI 90 X SI 90 3-1 2B	B FF 91 B FF 91 C FF 92 S FC 88 C FF 92 2-3 ① K	B CU 80 C CU 78 X CU 82 1-1 ② F8		4	0	3	1	0	0	0
6 Brandon Guyer, R (1, 7) OBP: 0.417, SLG: 0.300	C CU 74 F FC 87 H FC 89 1-2 1-2 2-3 3-H HBP							B CU 82 B FF 94 C CU 78 S CU 81 B CU 83 B FF 94 4-2 8 1B, 55 HR, BB		2	1	0	1	1	2	3
8 Lonnie Chisenhall, L (1, 9) OBP: 0.290, SLG: 0.367	S FF 91 B SI 92 X FC 88 1-1 ③ P2			B FC 85 C FC 86 S FC 86 B CU 74 S FF 92 2-3 ① K		X FF 92 0-0 ② F7		1 SAFE B FF 90 B CU 81 1 SAFE X FF 93 2-0 55 HR 1-2 1B		4	1	1	0	0	1	4
55 Roberto Pérez, R (1, 2) OBP: 0.300, SLG: 0.593		B FF 90 S FF 90 S FF 91 B FF 93 B FF 92 X FF 91 3-2 ① F7		S FF 92 X FF 92 0-1 HR		S SL 83 B SL 82 S SL 83 C SL 81 1-3 ③ K		B SL 83 C FF 94 F FF 96 B SL 84 X SL 85 2-2 1-H 2-H HR		4	2	2	4	0	1	1
Inning Stats	R: 2 H: 2 E: 0 LOB: 3 K: 1 BB: 2 S: 15 P: 26	R: 0 H: 0 E: 0 LOB: 0 K: 0 BB: 0 S: 7 P: 13	R: 0 H: 2 E: 0 LOB: 2 K: 2 BB: 1 S: 10 P: 19	R: 1 H: 1 E: 0 LOB: 0 K: 1 BB: 0 S: 9 P: 13	R: 0 H: 0 E: 0 LOB: 0 K: 2 BB: 0 S: 10 P: 15	R: 0 H: 1 E: 0 LOB: 1 K: 2 BB: 0 S: 9 P: 15	R: 0 H: 1 E: 0 LOB: 1 K: 0 BB: 0 S: 10 P: 15	R: 3 H: 3 E: 0 LOB: 1 K: 1 BB: 1 S: 16 P: 30		1B: 5 SF: 0 2B: 3 SAC: 0 3B: 0 DP: 0 HR: 2 HBP: 1						

AB	33
R	6
H	10
RBI	6
BB	4
SO	9
LOB	11

PITCHER		IP	WLS	BF	H	R	ER	SO	BB	IBB	HBP	BLK	WP	HR	S	P	ERA	WHIP
34 Jon Lester, L ERA: 1.69	(1, 1)	5.2	L	26	6	3	3	7	3	0	1	0	0	1	57	97	4.76	1.588
46 Pedro Strop, R ERA: 4.15	(6, 1)	0.2		2	0	0	0	1	0	0	0	0	0	0	5	6	0.00	0.000
37 Travis Wood, L ERA: 1.8	(7, 1)	0.1		1	0	0	0	0	0	0	0	0	0	0	5	8	0.00	0.000
52 Justin Grimm, R ERA: 10.8	(7, 1)	1.0		6	2	2	2	1	1	0	0	0	0	0	11	22	18.00	3.000
56 Héctor Rondón, R ERA: 6.75	(8, 1)	0.1		3	2	1	1	0	0	0	0	0	0	1	8	13	27.00	6.000

PITCHER	IP	WLS	BF	H	R	ER	SO	BB	IBB	HBP	BLK	WP	HR	S	P	ERA	WHIP

Batter	1	2	3	4	5	6	7	8	9	AB	R	H	RBI	BB	SO	LOB
24 Dexter Fowler, S (1, 8) OBP: 0.264, SLG: 0.373	B FF 91 C SI 90 X FF 92 1-1 ① G1-3		C KC 74 B FF 91 X KC 74 1-1 ① G4-3	T FF 95 S FF 95 S FF 94 0-3 ③ K	C FC 93 S FC 92 B FC 93 S SL 80 1-3 ③ K		B SI 90 B SI 88 F SI 90 X CU 81 2-1 17 FC5-2 1-2 2-3 1B			5	0	1	0	0	2	4
17 Kris Bryant, R (1, 5) OBP: 0.377, SLG: 0.468	B KC 72 B KC 72 C CH 84 S CH 90 X CH 84 2-2 44 2B 1B		X KC 74 0-0 ② L6		C CU 76 B FF 96 C FF 95 F FF 95 F FF 96 S CU 82 1-3 ① K	S FF 95 B FF 95 X FF 94 1-1 ① L8	X SI 89 0-0 ② FC5-2 1-2 2-3 3-Hf			5	1	1	0	0	1	3
44 Anthony Rizzo, L (1, 3) OBP: 0.302, SLG: 0.404	C FF 90 D KC 74 F FF 91 F SI 92 F FC 87 D KC 74 X SI 90 2-2 1-H 2B		C KC 73 C KC 76 B KC 78 B KC 79 B SI 92 B SI 90 4-2 18 1B 12 1B BB		B FF 94 F FF 96 B FF 95 B FF 95 F FF 95 F FF 95 F FF 96 F FF 94 F FF 96 4-2 B CU 79 18 3B BB	C SI 95 B CH 85 X CH 84 1-1 ② G3	B FF 90 B SI 90 F SI 88 F FF 90 F SI 91 X CH 82 2-2 ③ L7			3	2	1	1	2	0	3
18 Ben Zobrist, S (1, 7) OBP: 0.320, SLG: 0.386	B FF 92 B CH 84 C FF 93 S CH 84 F KC 75 F FF 92 F KC 74 F SI 92 F KC 75 2-2 ② L7 X CH 85		C CH 85 D KC 76 X FF 93 1-1 12 1B 1-2 1B		B FF 95 X FF 92 1-0 12 1B 1-H 3B	B FF 94 B CH 83 B FF 94 B FF 94 4-0 12 BB BB		B SI 89 F CH 82 X SI 89 1-1 ① G6-3		4	1	2	1	1	0	1
12 Kyle Schwarber, L (1, 10) OBP: 0.556, SLG: 0.571	F KC 74 B FF 92 B FF 93 S FF 92 1-3 ③ K		B FF 92 B FF 92 B CH 84 X FF 93 3-0 1-3 2-H 1B		C FC 93 S FC 92 B FC 93 X FC 94 1-2 40 E 9 WP 27 BB 3-H 1B	B FF 94 B SI 94 B FF 94 B SI 94 4-0 1-2 BB		C SI 89 B CH 82 S CH 82 F FF 90 B SI 90 C FF 91 2-3 ② K		4	1	2	2	1	2	1
9 Javier Báez, R (1, 4) OBP: 0.340, SLG: 0.468		C FF 91 B KC 76 B SI 91 B FF 91 F SI 90 X SI 93 3-2 1B	S FF 92 S FF 93 S KC 78 0-3 ③ K2-3		C FC 92 F FC 93 B FC 93 B SL 80 F FC 92 S FC 93 2-3 ② K 1-2	F FF 93 S CH 83 F FF 94 B CH 83 X FF 94 1-2 ③ F8		B SI 89 F SI 91 X SL 82 1-1 ③ G6-3		5	0	1	0	0	2	5
40 Willson Contreras, R (1, 2) OBP: 0.429, SLG: 0.520		1 SAFE B FC 86 C FF 90 F FF 91 D KC 77 X FF 92 2-2 ① F9		B FF 92 S FC 86 B SI 90 B CH 89 C SI 90 F SI 91 B SI 90 4-2 68 G4-6-3 BB	C FC 92 X FC 92 0-1 E4 27 BB 68 BB 2-3		C SI 89 C CU 81 B CU 82 B CU 83 F SI 90 B CU 81 B SI 90 4-2 24 1B 27 E 17 FC5-2 BB		X FF 94 0-0 ① L8	3	0	0	0	2	0	2
68 Jorge Soler, R (1, 9) 22 Jason Heyward, L (5, PR) OBP: 0.125, SLG: 0.167 (5, 9)		D FF 92 C FF 91 B FF 93 X FF 92 2-1 ② F8	C SI 90 B FF 92 D FC 87 C FF 93 B SI 92 F FF 94 F FF 93 X SI 91 3-2 ① ② G4-6-3 1-2f		C FC 92 B FC 92 B SL 79 B FC 92 B FC 92 4-1 27 BB 1-2 BB		B SI 88 D SI 89 X SI 89 2-0 ① L8		C FF 94 B FF 94 B FF 94 S CH 87 S CH 88 2-3 ② K	2 2	0 0	0 0	0 0	1 0	0 1	2 1
27 Addison Russell, R (1, 6) OBP: 0.213, SLG: 0.333		B FF 91 S FF 91 B KC 76 F FF 92 1 SAFE 1 SAFE B FF 91 F SI 91 X FF 94 3-2 ③ L9	X FC 88 0-0 1B		B FC 93 B FC 91 B FC 92 B FC 92 4-0 1-2 2-3 3-H BB		X SI 90 0-0 FC6 17 FC5-2 24 1B 1-2		S SL 83 C FF 94 B FF 94 X SL 83 1-2 ③ L6	4	0	1	1	1	0	2
Inning Stats	R: 1 E: 0 K: 1 S: 21 H: 2 LOB: 1 BB: 0 P: 29	R: 0 E: 0 K: 0 S: 12 H: 1 LOB: 1 BB: 0 P: 22	R: 1 E: 0 K: 1 S: 11 H: 2 LOB: 2 BB: 1 P: 20	R: 0 E: 0 K: 1 S: 12 H: 1 LOB: 1 BB: 1 P: 19	R: 3 E: 1 K: 3 S: 25 H: 2 LOB: 3 BB: 3 P: 43	R: 0 E: 0 K: 0 S: 8 H: 0 LOB: 2 BB: 2 P: 19	R: 0 E: 1 K: 0 S: 12 H: 1 LOB: 3 BB: 1 P: 22	R: 0 E: 0 K: 1 S: 8 H: 0 LOB: 0 BB: 0 P: 12	R: 0 E: 0 K: 1 S: 7 H: 0 LOB: 0 BB: 0 P: 10	1B: 7 2B: 1 3B: 1 HR: 0	SF: 0 SAC: 0 DP: 1 HBP: 0			WP: 1 PB: 0 SB: 0 CS: 0	PA: 45		

PITCHER		IP	WLS	BF	H	R	ER	SO	BB	IBB	HBP	BLK	WP	HR	S	P	ERA	WHIP
47 Trevor Bauer, R ERA: 5.0	(1, 1)	3.2	L	18	6	2	2	2	2	0	0	0	0	0	53	87	4.91	2.182
34 Zach McAllister, R ERA: 16.2	(4, 1)	0.2		4	1	2	2	2	1	0	0	0	0	0	15	21	27.00	3.000
27 Bryan Shaw, R ERA: 4.26	(5, 1)	0.2		6	1	1	0	2	2	0	0	0	1	0	13	25	0.00	4.500
31 Danny Salazar, R ERA:	(6, 1)	1.0		5	0	0	0	0	2	0	0	0	0	0	8	19	0.00	2.000
53 Jeff Manship, R ERA:	(7, 1)	0.1		4	1	0	0	0	1	0	0	0	0	0	7	15	0.00	6.000

PITCHER		IP	WLS	BF	H	R	ER	SO	BB	IBB	HBP	BLK	WP	HR	S	P	ERA	WHIP
61 Dan Otero, R ERA: 1.8	(7, 1)	1.2		5	0	0	0	1	0	0	0	0	0	0	13	19	0.00	0.000
73 Mike Clevinger, R ERA: 3.38	(9, 1)	1.0		3	0	0	0	1	0	0	0	0	0	0	7	10	0.00	0.000

TOP

Chicago Cubs @ Cleveland Indians

Progressive Field, Cleveland, OH

Wed Oct 26 2016, 7:09 PM - 11:12 PM EDT

Att. 38,172 - Cloudy - 43 F

livebaseballscorecards.com

AB	37
R	5
H	9
RBI	5
BB	8
SO	8
LOB	24

Chicago Cubs @ Cleveland Indians

Progressive Field, Cleveland, OH

Wed Oct 26 2016, 7:09 PM - 11:12 PM EDT

Att. 38,172 - Cloudy - 43 F

BOTTOM

Batter	1	2	3	4	5	6	7	8	9	AB	R	H	RBI	BB	SO	LOB
41 Carlos Santana, S (1, 10) OBP: 0.250, SLG: 0.314	C SI 94 B FF 93 X SL 88 1-1 ① P5		C CU 79 F SL 88 B CU 79 B FF 93 F CU 80 B SL 87 C FF 92 3-3 ② K			F CU 77 F SI 92 B SL 86 F CU 79 F SL 85 X SL 85 1-2 ① F7	S CH 83 C CU 77 S CU 78 0-3 ③ K			4	0	0	0	0	2	2
22 Jason Kipnis, L (1, 4) OBP: 0.195, SLG: 0.333	C FF 93 S FF 93 B FF 93 S SL 89 1-3 ② K		C CU 79 X SL 87 0-1 ③ F7			B CU 79 F FF 91 X SL 85 1-1 12 G4-3 26 WP 2B		C CU 77 S FC 87 S CU 79 0-3 ① K		4	1	1	0	0	2	0
12 Francisco Lindor, S (1, 6) OBP: 0.375, SLG: 0.579	B SL 89 B FF 93 B FF 93 B FF 92 4-0 26 BB BB			C CU 79 F SL 87 C SI 93 0-3 ① K		C CU 78 B CU 77 C CU 77 B CU 77 B SL 83 X SL 85 3-2 ② G4-3 2-3		B CU 77 B FF 93 F FF 92 X CH 83 2-1 ② G5-3		3	0	0	0	1	1	1
26 Mike Napoli, R (1, 3) OBP: 0.289, SLG: 0.382	1 SAFE B SI 92 1 SAFE B SI 92 C FF 92 F FF 93 B SI 93 F SI 93 B FF 93 4-2 1-2 BB			B SI 93 B FF 91 C FF 91 X FF 90 2-1 ② F8		D FF 91 B FF 92 C CH 88 X FF 89 2-1 3-H 1B		B FF 93 B FF 93 C FF 92 C FF 92 F CH 83 B FC 89 F CH 82 X FF 93 3-2 1B		3	0	2	0	1	0	0
11 José Ramírez, S (1, 5) OBP: 0.324, SLG: 0.324	B SL 87 D SL 85 C SI 92 B FF 91 X FF 92 3-1 ③ F8			B FF 92 B FF 92 B FF 92 C FF 92 B FF 91 4-1 BB		C CU 76 X CU 76 0-1 ③ G1-3		B FF 100 1 SAFE F FF 99 F FF 101 F FF 101 S FF 102 1-3 ③ K		3	0	0	0	1	1	4
8 Lonnie Chisenhall, L (1, 9) OBP: 0.273, SLG: 0.344 20 Rajai Davis, R (7, PH) OBP: 0.050, SLG: 0.105 (8, 8)		C FF 91 X SL 88 0-1 ① G4-3		S FF 93 X SL 88 0-1 ③ P6			B FF 92 C CU 77 S CU 78 F FF 92 F CU 77 S CH 84 1-3 ① K		B FF 101 B FF 98 C FF 98 S FF 97 T FF 101 2-2 ① K	2 2	0 0	0 0	0 0	0 0	0 2	1 0
4 Coco Crisp, S (1, 7) OBP: 0.250, SLG: 0.500		B FF 93 B SL 86 X FF 93 2-0 ② L4	B SI 92 C SL 87 B SL 87 X SL 86 2-1 ① L7				B CU 77 F FF 94 S CU 78 S CH 84 1-3 ② K		C FF 101 S SL 87 X FF 102 0-2 ② G4-3	4	0	0	0	0	1	0
72 Tyler Naquin, L (1, 8) OBP: 0.167, SLG: 0.278 6 Brandon Guyer, R (7, PH) OBP: 0.500, SLG: 0.364 (8, 9)		C FF 93 C FF 92 B FF 93 F CU 81 B CU 78 B FF 92 S FF 92 3-3 ③ K	C FF 93 C SI 93 B CU 80 B FF 92 S FF 91 2-3 ② K				B CU 77 C CU 76 C CU 77 B CU 78 X CU 78 2-2 55 WP 1B		F FF 99 B FF 102 B FF 101 B FF 100 B FF 98 4-1 55 DI BB	2 1	0 0	0 1	0 0	0 1	2 0	0 0
55 Roberto Pérez, R (1, 2) OBP: 0.294, SLG: 0.533			B FF 93 B FF 92 C FF 93 B FF 93 S FF 92 F FF 93 F FF 93 S SI 92 3-3 ① K			B FF 91 F FF 91 B FF 92 X FF 91 2-1 ③ F7	B FF 93 B FF 93 B FF 92 C FF 93 B FF 92 4-1 1-2 BB		C FF 100 B FF 100 B FF 99 F FF 98 X FF 101 2-2 ③ G6-3 1-2	3	0	0	0	1	1	1
Inning Stats	R: 0 E: 0 K: 1 S: 10 H: 0 LOB: 2 BB: 2 P: 23	R: 0 E: 0 K: 1 S: 7 H: 0 LOB: 0 BB: 0 P: 12	R: 0 E: 0 K: 2 S: 11 H: 0 LOB: 0 BB: 0 P: 17	R: 0 E: 0 K: 1 S: 8 H: 0 LOB: 1 BB: 1 P: 14	R: 0 E: 0 K: 1 S: 7 H: 0 LOB: 0 BB: 0 P: 13	R: 1 E: 0 K: 0 S: 14 H: 2 LOB: 1 BB: 0 P: 21	R: 0 E: 0 K: 3 S: 15 H: 1 LOB: 2 BB: 1 P: 23	R: 0 E: 0 K: 2 S: 14 H: 1 LOB: 1 BB: 0 P: 20	R: 0 E: 0 K: 1 S: 10 H: 0 LOB: 1 BB: 1 P: 18	1B: 3 2B: 1 3B: 0 HR: 0 SF: 0 SAC: 0 DP: 0 HBP: 0						WP: 2 PB: 0 SB: 0 CS: 0 PA: 36	

livebaseballscorecards.com

	AB	31
	R	1
	H	4
	RBI	0
	BB	5
	SO	12
	LOB	9

PITCHER	IP	WLS	BF	H	R	ER	SO	BB	IBB	HBP	BLK	WP	HR	S	P	ERA	WHIP
49 Jake Arrieta, R (1, 1) ERA: 3.78	5.2	W	22	2	1	1	6	3	0	0	0	1	0	55	98	1.59	0.882
38 Mike Montgomery, L (6, 1) ERA: 3.09	2.0		9	2	0	0	4	1	0	0	0	1	0	27	40	0.00	1.500
54 Aroldis Chapman, L (8, 1) ERA: 2.89	1.1		5	0	0	0	2	1	0	0	0	0	0	14	23	0.00	0.750

PITCHER	IP	WLS	BF	H	R	ER	SO	BB	IBB	HBP	BLK	WP	HR	S	P	ERA	WHIP

Cleveland Indians @ Chicago Cubs

Wrigley Field, Chicago, IL

Fri Oct 28 2016, 7:10 PM - 10:41 PM CDT

Att. 41,703 - Partly Cloudy - 62 F

livebaseballscorecards.com

Batter	1	2	3	4	5	6	7	8	9	AB	R	H	RBI	BB	SO	LOB
41 Carlos Santana, S (1, 7) OBP: 0.279, SLG: 0.306	C FC 88 B SI 88 C SI 89 S SI 89 1-3 K		B CU 75 F CU 74 B CU 75 B CH 81 D SI 88 4-1 BB		B CU 73 C CU 74 2 SAFE D CU 74 2 SAFE B CU 72 F CH 79 B CU 75 4-2 22 HBP BB		X FF 92 0-0 1-3 3-H 1B			1	0	0	0	2	1	0
24 Andrew Miller, L (5, 1)										0	0	0	0	0	0	0
4 Coco Crisp, S (7, PH) OBP: 0.286, SLG: 0.526										1	0	1	1	0	0	0
27 Bryan Shaw, S (7, 1)										0	0	0	0	0	0	0
6 Brandon Guyer, R (8, 7) OBP: 0.500, SLG: 0.364										0	0	0	0	0	0	0
22 Jason Kipnis, L (1, 4) OBP: 0.222, SLG: 0.333	C FC 89 X SI 88 0-1 12 1B 1B		C SI 87 S CH 81 B SI 88 T CH 82 1-2 K		B FC 88 F CH 80 B SI 87 F SI 87 H SI 87 3-2 12 G4-6-3 1-2 2-3 HBP		C CU 76 S FC 88 X FC 88 0-2 G4-1			3	0	1	0	0	1	2
12 Francisco Lindor, S (1, 6) OBP: 0.386, SLG: 0.571	B FC 88 X SI 87 1-0 26 K 1-3 1B			C FC 88 F CU 76 B FC 88 X SI 87 1-2 8 FC3-6 11 1B 1B	F CU 82 F CU 84 D CU 84 B FF 95 D CU 84 X CU 81 3-2 G4-6-3 1-2f			B CU 76 F CU 76 S FF 92 B CU 78 X FC 87 2-2 G1-3		4	0	2	0	0	0	3
26 Mike Napoli, R (1, 3) OBP: 0.262, SLG: 0.342	C SI 88 1 SAFE C CH 80 B CH 81 S CH 81 1-3 K 1-2			D CH 80 F CH 80 C FC 88 1 SAFE C FC 89 1-3 K		C FF 96 B FF 97 F FF 97 B CU 81 X FF 96 2-2 G4-3		S SL 83 C SL 83 B FF 94 B SL 83 S SL 82 2-3 K		4	0	0	0	0	3	3
11 José Ramírez, S (1, 5) OBP: 0.341, SLG: 0.342		C FC 89 B FC 88 X CU 75 1-1 8 FC5-6 1B		1 SAFE B FC 88 X SI 87 1-0 8 FC3-6 1-2 1B		B FF 96 X FF 94 1-0 P6		B SI 94 C SL 82 B SI 94 X SI 94 2-1 F7		4	0	2	0	0	0	0
37 Cody Allen, R (8, 1)										0	0	0	0	0	0	0
8 Lonnie Chisenhall, L (1, 9) OBP: 0.243, SLG: 0.306		S FC 88 1 SAFE B SI 87 1 SAFE 1 SAFE X CH 81 1-1 FC5-6 55 G6-4-3 1-2f		F CH 80 B FC 88 X CH 80 1-1 FC3-6 1-2f 2-3		B CU 80 B FF 95 S CU 80 F FF 94 B CU 80 S CU 81 3-3 K			B FF 98 S FF 98 C SL 86 S SL 90 1-3 K	4	0	0	0	0	2	3
55 Roberto Pérez, R (1, 2) OBP: 0.297, SLG: 0.515		C SI 88 C SI 88 B FC 88 D CH 80 X CH 81 2-2 G6-4-3 1-2f		B CH 79 C SI 87 S SI 87 B CH 80 B CH 81 F SI 88 F CH 81 C SI 88 3-3			B FF 94 C FF 96 X FF 94 1-1 20 WP 72 SH2-4 4 1B 1B		B FF 99 F FF 99 B FF 100 S FF 98 F FF 100 B FF 101 S FF 99 3-3 K	3	0	1	0	0	1	3
1 Michael Martinez, S (7, PR) (7, 8) (8, 5)										1	1	0	0	0	1	0
72 Tyler Naquin, L (1, 8) OBP: 0.200, SLG: 0.300			C FC 88 B FC 88 B FC 88 B SI 87 C FC 88 F FC 88 X FF 90 3-2 L6		S FC 86 B FC 87 B FC 87 S FC 87 B CH 81 X FC 88 3-2 22 HBP 43 SH2-4 1B		B FF 94 X CU 79 1-0 SH2-4 1-2		C CH 87 B SL 88 B SL 87 B FF 99 C FF 98 X FF 99 3-2 G4-3	2	0	1	0	0	0	0
10 Yan Gomes, R (7, 2)										1	0	0	0	0	0	0
43 Josh Tomlin, R (1, 1)			S FC 87 B SI 87 C SI 87 S FC 87 1-3 K		1 SAFE L CH 78 L CH 79 B CU 75 X CH 78 1-2 SH2-4 1-2		D CU 81 B CU 78 C CU 79 B CU 80 B FF 94 3 SAFE 4-1 4 1B 2-3 BB			1	0	0	0	0	1	0
20 Rajai Davis, R (5, 7) OBP: 0.095, SLG: 0.105										0	0	0	0	0	1	0
(8, 8)																
Inning Stats	R: 0 E: 0 K: 2 S: 9 H: 2 LOB: 1 BB: 0 P: 12	R: 0 E: 0 K: 0 S: 7 H: 1 LOB: 0 BB: 0 P: 11	R: 0 E: 0 K: 2 S: 11 H: 0 LOB: 1 BB: 1 P: 20	R: 0 E: 0 K: 2 S: 14 H: 2 LOB: 2 BB: 0 P: 21	R: 0 E: 0 K: 0 S: 13 H: 1 LOB: 2 BB: 1 P: 27	R: 0 E: 0 K: 1 S: 7 H: 0 LOB: 0 BB: 0 P: 13	R: 1 E: 0 K: 0 S: 8 H: 2 LOB: 1 BB: 1 P: 14	R: 0 E: 0 K: 1 S: 8 H: 0 LOB: 0 BB: 0 P: 14	R: 0 E: 0 K: 2 S: 10 H: 0 LOB: 0 BB: 0 P: 17	1B: 8 2B: 0 3B: 0 HR: 0 SF: 0 SAC: 2 DP: 2 HBP: 1	WP: 1 PB: 0 SB: 0 CS: 0 PA: 35					

PITCHER		IP	WLS	BF	H	R	ER	SO	BB	IBB	HBP	BLK	WP	HR	S	P	ERA	WHIP
28 Kyle Hendricks, R ERA: 1.31	(1, 1)	4.1		20	6	0	0	6	2	0	1	0	0	0	51	85	0.00	1.846
52 Justin Grimm, R ERA: 9.0	(5, 1)	0.2		1	0	0	0	0	0	0	0	0	0	0	3	6	0.00	0.000
6 Carl Edwards Jr., R ERA: 1.69	(6, 1)	1.2	L	7	2	1	1	1	1	0	0	0	1	0	12	24	5.40	1.800
38 Mike Montgomery, L ERA: 2.92	(7, 1)	0.2		2	0	0	0	0	0	0	0	0	0	0	6	8	0.00	0.000
46 Pedro Strop, R ERA: 3.6	(8, 1)	0.2		2	0	0	0	1	0	0	0	0	0	0	5	9	0.00	0.000

PITCHER		IP	WLS	BF	H	R	ER	SO	BB	IBB	HBP	BLK	WP	HR	S	P	ERA	WHIP
54 Aroldis Chapman, L ERA: 2.61	(9, 1)	1.0		3	0	0	0	2	0	0	0	0	0	0	10	17	0.00	0.000

AB	29
R	1
H	8
RBI	1
BB	3
SO	10
LOB	14

Batter	1	2	3	4	5	6	7	8	9	AB	R	H	RBI	BB	SO	LOB
24 Dexter Fowler, S (1, 8) OBP: 0.263, SLG: 0.364	B SI 89 C SI 87 X CU 74 1-1 ① G3		F FF 88 B SI 89 B SI 89 C CH 86 B SI 87 X SI 89 3-2 ③ L9			S SL 83 F FF 96 S SL 86 0-3 ① K		F FC 94 B SL 80 B FC 93 X FC 91 2-1 1B		4	0	1	0	0	1	0
17 Kris Bryant, R (1, 5) OBP: 0.368, SLG: 0.440	C CU 73 X CU 77 0-1 ② F7			C CU 73 B FF 88 S FC 85 B SI 88 B FC 86 F FC 86 B SI 88 4-2 18 FC4-6 BB		B FF 96 B FF 94 F SL 86 S FF 96 F SL 86 S SL 85 2-3 ② K		C KC 83 S FF 93 F FF 93 S KC 84 0-3 ③ K2-3		3	0	0	0	1	2	1
44 Anthony Rizzo, L (1, 3) OBP: 0.298, SLG: 0.392 8 Chris Coghlan, L (9, PR)	B FF 87 F FC 86 F CU 74 X SI 90 1-2 ③ G3-1			S FC 85 1 SAFE F FC 85 B CH 81 X SI 87 1-2 ① P2		C FF 95 B SL 85 C SL 84 S SL 85 1-3 ③ K			X FF 93 0-0 22 E 40 G5-3 1B	4 0	0 0	1 0	0 0	0 0	1 0	1 0
18 Ben Zobrist, S (1, 7) OBP: 0.315, SLG: 0.375		B CU 74 B SI 88 C FF 86 B CH 83 X SI 87 3-1 40 G1-3 1B		B CU 74 1 SAFE C CH 82 1 SAFE C CU 74 1 SAFE X SI 87 1-2 ② FC4-6 1-2f			C FC 92 B FC 93 B FC 94 F FC 94 B FC 95 X FC 95 3-2 ① G4-3		C KC 82 D KC 83 C FF 94 S KC 84 1-3 ① K	4	0	1	0	0	1	2
40 Willson Contreras, R (1, 2) OBP: 0.375, SLG: 0.448		1 SAFE 1 SAFE B FC 86 1 SAFE X FC 85 1-0 ① G1-3 1-2		B FC 86 S FC 85 1 SAFE X FC 86 1-1 ③ F8			S SL 80 F FC 94 X FC 93 0-2 ② G3		X KC 83 0-0 ② G5-3 1-2	4	0	0	0	0	0	3
68 Jorge Soler, R (1, 9) OBP: 0.313, SLG: 0.308 22 Jason Heyward, L (7, PR) OBP: 0.121, SLG: 0.161 (8, 9)		C FC 86 S CU 76 B CU 75 F SI 89 S CU 77 1-3 ② K			X FC 84 0-0 9 G1-3 1B		B FC 93 S SL 80 X FC 93 1-1 3B		B FF 94 F FF 94 X FF 94 1-1 E3 9 S 2-3	3 1	0 0	2 0	0 0	0 0	1 0	1 2
9 Javier Báez, R (1, 4) OBP: 0.315, SLG: 0.431		B CU 74 B FC 86 X FC 86 2-0 ③ P4			C FC 83 S CU 74 X CU 74 0-2 ① G1-3 1-2		B FC 94 B FC 95 X FC 93 2-0 ③ G6-3		F FF 94 B FF 94 B FF 94 S KC 84 S FF 94 2-3 ③ K 1-2	4	0	0	0	0	1	5
27 Addison Russell, R (1, 6) OBP: 0.200, SLG: 0.313			X SI 88 0-0 ① G4-3		S FC 84 B FC 85 X CU 74 1-1 ② G5-3			B SL 80 B FC 92 F FC 93 B FC 93 F FC 93 F FC 93 F FC 92 S FC 92 3-3 ① K		3	0	0	0	0	1	1
28 Kyle Hendricks, R (1, 1) OBP: 0.167, SLG: 0.167 52 Justin Grimm, R (5, 1) 47 Miguel Montero, L (5, PH) OBP: 0.100, SLG: 0.400 6 Carl Edwards Jr., R (6, 1) 38 Mike Montgomery, L (7, 1) OBP: 0.500, SLG: 0.500 46 Pedro Strop, R (8, 1) 12 Kyle Schwarber, L (8, PH) OBP: 0.500, SLG: 0.500 54 Aroldis Chapman, L (9, 1)			C SI 88 X FC 86 0-1 ② G6-3		S SL 85 D SL 84 S FF 96 X SL 84 1-2 ③ L9			C FC 94 B FC 92 B FC 92 X FC 93 2-1 ② P6		1 0 1 0 0 0 1 0	0 0 0 0 0 0 0 0	0 0 0 0 0 0 0 0	0 0 0 0 0 0 0 0	0 0 0 0 0 0 0 0	0 0 0 0 0 0 0 0	0 0 1 0 0 0 1 0
Inning Stats	R: 0 E: 0 K: 0 S: 7 H: 0 LOB: 0 BB: 0 P: 9	R: 0 E: 0 K: 1 S: 8 H: 1 LOB: 1 BB: 0 P: 15	R: 0 E: 0 K: 0 S: 6 H: 0 LOB: 0 BB: 0 P: 9	R: 0 E: 0 K: 0 S: 11 H: 0 LOB: 1 BB: 1 P: 18	R: 0 E: 0 K: 0 S: 9 H: 1 LOB: 1 BB: 0 P: 11	R: 0 E: 0 K: 3 S: 10 H: 0 LOB: 0 BB: 0 P: 13	R: 0 E: 0 K: 0 S: 9 H: 1 LOB: 1 BB: 0 P: 15	R: 0 E: 0 K: 2 S: 13 H: 1 LOB: 1 BB: 0 P: 20	R: 0 E: 1 K: 2 S: 10 H: 1 LOB: 3 BB: 0 P: 14	1B: 4 2B: 0 3B: 1 HR: 0 SF: 0 SAC: 0 DP: 0 HBP: 0						

PITCHER		IP	WLS	BF	H	R	ER	SO	BB	IBB	HBP	BLK	WP	HR	S	P	ERA	WHIP
43 Josh Tomlin, R ERA: 1.76	(1, 1)	4.2		17	2	0	0	1	1	0	0	0	0	0	38	58	0.00	0.643
24 Andrew Miller, L ERA:	(5, 1)	1.1	W	4	0	0	0	3	0	0	0	0	0	0	13	17	0.00	0.000
27 Bryan Shaw, R ERA: 3.38	(7, 1)	1.2	H	7	2	0	0	1	0	0	0	0	0	0	18	31	0.00	1.200
37 Cody Allen, R ERA:	(8, 1)	1.1	S	6	1	0	0	3	0	0	0	0	0	0	14	18	0.00	0.750

PITCHER	IP	WLS	BF	H	R	ER	SO	BB	IBB	HBP	BLK	WP	HR	S	P	ERA	WHIP

BOTTOM

Cleveland Indians @ Chicago Cubs

Wrigley Field, Chicago, IL

Fri Oct 28 2016, 7:10 PM - 10:41 PM CDT

Att. 41,703 - Partly Cloudy - 62 F

livebaseballscorecards.com

AB	33
R	0
H	5
RBI	0
BB	1
SO	8
LOB	17

WP: 0 PA: 34
PB: 0
SB: 1
CS: 0

Cleveland Indians @ Chicago Cubs

Wrigley Field, Chicago, IL

Sat Oct 29 2016, 7:09 PM - 10:25 PM CDT

Att. 41,706 - Cloudy - 59 F

TOP

livebaseballscorecards.com

Batter	1	2	3	4	5	6	7	8	9	AB	R	H	RBI	BB	SO	LOB
20 Rajai Davis, R (1, 7) (6, 8) OBP: 0.115, SLG: 0.087	B FF 92 S SI 90 X SI 90 1-1 ① G5-3	S FC 84 B SI 91 X SI 91 1-1 ③ FC4-6 1-2f			C SI 90 X SI 91 0-1 ② G6-3		B FF 93 H FF 93 2-0 22 HR 2-3 HBP		B SL 86 S SL 85 X SL 84 1-1 ① L7	4	1	0	0	0	0	2
22 Jason Kipnis, L (1, 4) OBP: 0.260, SLG: 0.447	B SI 92 F SI 90 B SI 91 F FF 90 S FC 85 2-3 ② K2-3		B FF 90 X CU 80 1-0 12 1B 2B		X SI 91 0-0 ③ G6-3		B FF 87 F FC 87 B FC 87 B FC 87 X FC 87 3-1 1-H 3-H HR		B SL 85 X SI 96 1-0 12 1B 1B	5	2	3	3	0	1	0
12 Francisco Lindor, S (1, 6) OBP: 0.408, SLG: 0.565	S FF 92 F FF 93 F SI 94 B FC 85 B FC 84 B FC 84 F CU 78 S SI 93 3-3 ③ K		F CU 77 F FC 83 B SI 92 D CH 85 F FC 85 B SI 91 X CU 80 3-2 11 G4-6-3 2-H 1B			B FF 92 B FF 92 F FF 91 B FF 93 F FF 93 D FF 93 4-2 11 FC1-4 41 1B 8 SF8 BB	C CU 72 B CU 76 C FF 90 X FF 92 1-2 ① G3		X FF 96 0-0 1-2 1B	4	1	2	1	1	1	0
41 Carlos Santana, S (1, 3) OBP: 0.319, SLG: 0.425 24 Andrew Miller, L (7, 1) 1 Michael Martinez, S (9, PH) 61 Dan Otero, R (9, 1)		B SI 90 B SI 91 C SI 90 B FC 84 C FF 91 X FF 92 3-2 HR	C SI 90 B SI 89 F FC 85 1 SAFE D FC 84 S SI 90 2-3 ① K			1 SAFE B FF 92 B FC 86 X FF 92 2-0 11 FC1-4 1-2 1B	C CU 74 X FF 92 0-1 1B		F SL 84 F SL 85 C FF 97 0-3 ② K	4 0 1 0	1 0 0 0	3 0 0 0	1 0 0 0	0 0 0 0	1 0 1 0	1 0 2 0
11 José Ramírez, S (1, 5) OBP: 0.304, SLG: 0.302		X SI 91 0-0 ① G3	C CH 84 1 SAFE D CH 84 1 SAFE X SI 91 1-1 ② ③ G4-6-3 1-2f			X CU 76 0-0 ① FC1-4 55 BB 1-2f 2-3	B SI 90 C CU 73 F FC 87 S FF 91 1-3 ② K		C FF 97 D SI 96 X SI 96 1-1 ③ L8	5	0	0	0	0	1	6
8 Lonnie Chisenhall, L (1, 9) OBP: 0.220, SLG: 0.282		C FF 91 F SI 92 F FC 84 F FF 93 X CU 80 0-2 E5 28 1B 55 G1-3 28 E		B CU 77 X CU 79 1-0 ① F9		M CU 76 3 SAFE B CU 77 X FC 87 1-1 ② SF8 3-H	C CU 72 B FF 87 C FF 91 B FF 91 B FF 91 S FF 91 3-3 ③ K			3	1	0	1	0	1	1
55 Roberto Pérez, R (1, 2) OBP: 0.293, SLG: 0.472		C SI 91 D FC 86 B SI 91 F SI 91 B SI 92 F SI 91 X SI 92 3-2 ② G1-3 1-2		X SI 90 0-0 ② B1-3		B FF 93 1 SAFE 1 SAFE 1 SAFE B CU 77 B FF 92 B FF 92 4-0 1-2 BB		F FF 97 B SI 97 C FF 96 S SL 88 1-3 ① K		3	0	0	0	1	1	1
72 Tyler Naquin, L (1, 8) OBP: 0.227, SLG: 0.286 6 Brandon Guyer, R (6, PH) (6, 7) OBP: 0.438, SLG: 0.308		I IN 67 I IN 78 I IN 78 I IN 78 4-0 28 E IBB		C SI 91 B FF 91 F FC 82 B FF 92 T FF 93 2-2 ③ K		C CU 80 C CU 83 F CU 83 S CU 84 0-3 ③ K		X FF 98 0-0 ② G6-3		1 2	0 0	0 0	0 0	1 0	1 1	0 2
28 Corey Kluber, R (1, 1) OBP: 0.500, SLG: 0.500 4 Coco Crisp, S (7, PH) OBP: 0.318, SLG: 0.600 26 Mike Napoli, R (7, 3) OBP: 0.256, SLG: 0.333		B SI 89 C CH 89 B SI 90 B CH 88 F SI 88 F SI 90 F SI 91 X SI 90 3-2 E5 20 FC4-6 1-3 2-H 1B			F FF 88 B FF 91 C FF 88 F FF 92 B FF 90 C FC 81 2-3 ① K		C CU 81 S SL 83 B CU 84 F FF 95 B CU 84 F CU 82 B FF 95 X CU 81 3-2 20 WP 22 HR 2B	B FF 98 X FF 98 1-0 ③ F8	2 1 1	0 1 0	1 1 0	0 0 0	0 0 0	1 0 0	0 0 0
Inning Stats	R: 0 H: 0 E: 0 LOB: 0 K: 2 BB: 0 S: 10 P: 16	R: 2 H: 2 E: 2 LOB: 2 K: 0 BB: 1 S: 20 P: 34	R: 1 H: 2 E: 0 LOB: 0 K: 1 BB: 0 S: 10 P: 17	R: 0 H: 0 E: 0 LOB: 0 K: 1 BB: 0 S: 5 P: 8	R: 0 H: 0 E: 0 LOB: 0 K: 1 BB: 0 S: 7 P: 9	R: 1 H: 1 E: 0 LOB: 2 K: 1 BB: 2 S: 10 P: 21	R: 3 H: 3 E: 0 LOB: 1 K: 2 BB: 0 S: 18 P: 31	R: 0 H: 0 E: 0 LOB: 0 K: 1 BB: 0 S: 5 P: 7	R: 0 H: 2 E: 0 LOB: 2 K: 1 BB: 0 S: 9 P: 12	1B: 6 2B: 2 3B: 0 HR: 2	SF: 1 SAC: 0 DP: 1 HBP: 1						

AB	36
R	7
H	10
RBI	6
BB	3
SO	10
LOB	15

WP: 1 PA: 41
PB: 0
SB: 0
CS: 0

PITCHER		IP	WLS	BF	H	R	ER	SO	BB	IBB	HBP	BLK	WP	HR	S	P	ERA	WHIP
41 John Lackey, R ERA: 4.85	(1, 1)	5.0	L	20	4	3	2	5	0	1	0	0	0	1	52	84	3.60	0.800
38 Mike Montgomery, L ERA: 3.46	(6, 1)	0.2		5	1	1	1	0	2	0	0	0	0	0	6	17	13.50	4.500
52 Justin Grimm, R ERA: 12.46	(6, 1)	0.1		3	1	2	2	1	0	0	1	0	1	0	9	14	54.00	3.000
37 Travis Wood, L ERA: 3.0	(7, 1)	1.0		5	2	1	1	2	0	0	0	0	0	1	13	21	9.00	2.000
56 Héctor Rondón, R ERA: 4.5	(8, 1)	2.0		8	2	0	0	2	0	0	0	0	0	0	14	19	0.00	1.000

PITCHER		IP	WLS	BF	H	R	ER	SO	BB	IBB	HBP	BLK	WP	HR	S	P	ERA	WHIP

Batter	1	2	3	4	5	6	7	8	9	AB	R	H	RBI	BB	SO	LOB
24 Dexter Fowler, S (1, 8) OBP: 0.279, SLG: 0.441	S SI 92 F SI 90 F CU 84 B SI 93 F FF 93 X CU 84 1-2 44 1B 2B		C SI 93 B SI 93 X SI 93 1-1 ② G3		X CU 82 0-0 ② F9			F FF 94 F SL 84 B FF 96 B SL 86 F SL 85 F SL 84 F SL 85 X SL 84 2-2 HR		4	2	2	1	0	0	0
17 Kris Bryant, R (1, 5) OBP: 0.361, SLG: 0.415	B SL 89 B CU 84 X CU 83 2-0 ① P6		B CU 83 F SI 92 B CU 82 B CU 82 F SL 89 B SI 93 4-2 44 HBP BB		X SI 93 0-0 ③ G4-3			B SL 85 F SL 84 X FF 96 1-1 ① G4-3		3	0	0	0	1	0	1
44 Anthony Rizzo, L (1, 3) OBP: 0.328, SLG: 0.426	F SL 90 X SL 89 0-1 40 S 2-H 1B		B CU 84 B SL 89 C CU 82 H SI 94 3-1 1-2 HBP			X SI 93 0-0 2B		C SL 85 C FF 97 F SL 86 S SL 84 0-3 ② K		3	0	2	1	0	1	0
18 Ben Zobrist, S (1, 7) OBP: 0.293, SLG: 0.346	X SI 92 0-0 ② F8		C SI 91 B CU 84 F CU 82 F CU 83 F SI 93 F CU 84 F SL 87 S CU 82 1-3 ③ K			F SL 89 F CU 82 X FF 92 0-2 ① F7		B FF 94 S FF 94 F FF 97 B SL 86 S SL 86 2-3 ③ K		4	0	0	0	0	2	4
40 Willson Contreras, R (1, 2) OBP: 0.333, SLG: 0.394	C SI 92 F SL 88 1 SAFE D CU 85 F SL 89 1 SAFE B CU 83 S CU 84 2-3 ③ K 1-2			C SL 87 F CU 81 C CU 82 0-3 ① K		S CU 83 S CU 84 0-3 ② K			C SI 89 S CU 75 X SI 90 0-2 ① G4-3	4	0	0	0	0	3	2
27 Addison Russell, R (1, 6) OBP: 0.204, SLG: 0.308		C CU 82 S CU 83 X SI 91 0-2 ① L9		B CU 82 F SI 91 F CU 82 X CU 84 1-2 ② F8		B SL 89 X CU 84 1-0 ③ G5-3			C FF 90 B SI 89 C SI 90 F SI 90 F CU 77 F FF 91 X CU 77 1-2 1B	4	0	1	0	0	0	1
22 Jason Heyward, L (1, 9) OBP: 0.162, SLG: 0.200		C SI 92 B SI 92 F SL 89 F SI 92 B CU 83 X CU 83 2-2 9 G5-4-3 1B		B SI 92 X SI 93 1-0 1B			C FF 92 X FF 92 0-1 ① G4-3		X SI 90 0-0 ② P6	4	0	2	0	0	0	1
9 Javier Báez, R (1, 4) OBP: 0.293, SLG: 0.400		X CU 83 0-0 ② ③ G5-4-3 1-2f		S SL 88 F SL 88 S CU 85 0-3 ③ K			F FF 94 C FF 93 F FF 97 X SL 86 0-2 ② P6		C SI 90 B SI 90 C SI 90 X FF 91 1-2 ③ G1-3	4	0	0	0	0	1	3
41 John Lackey, R (1, 1) 8 Chris Coghlan, L (5, PH) 38 Mike Montgomery, L (6, 1) OBP: 0.500, SLG: 0.500 52 Justin Grimm, R (6, 1) 37 Travis Wood, R (7, 1) OBP: 1.000, SLG: 4.000 5 Albert Almora Jr., R (7, PH) 56 Héctor Rondón, R (8, 1)			C SI 92 B SI 92 B SI 90 S SI 91 C SI 92 2-3 ① K		B CU 81 S SL 88 B SI 92 X SL 89 2-1 ① F7		X FF 95 0-0 ③ L9			1 1 0 0 0 1 0	0 0 0 0 0 0 0	0 0 0 0 0 0 0	0 0 0 0 0 0 0	0 0 0 0 0 0 0	1 0 0 0 0 0 0	0 0 0 0 0 0 0
Inning Stats	R: 1 E: 0 K: 1 S: 13 H: 2 LOB: 1 BB: 0 P: 18	R: 0 E: 0 K: 0 S: 8 H: 1 LOB: 0 BB: 0 P: 10	R: 0 E: 0 K: 2 S: 15 H: 0 LOB: 2 BB: 1 P: 26	R: 0 E: 0 K: 2 S: 10 H: 1 LOB: 1 BB: 0 P: 12	R: 0 E: 0 K: 0 S: 4 H: 0 LOB: 0 BB: 0 P: 6	R: 0 E: 0 K: 1 S: 8 H: 1 LOB: 1 BB: 0 P: 9	R: 0 E: 0 K: 0 S: 7 H: 0 LOB: 0 BB: 0 P: 7	R: 1 E: 0 K: 2 S: 15 H: 1 LOB: 0 BB: 0 P: 20	R: 0 E: 0 K: 0 S: 13 H: 1 LOB: 1 BB: 0 P: 15	1B: 4 2B: 2 3B: 0 HR: 1	SF: 0 SAC: 0 DP: 1 HBP: 1	WP: 0 PB: 0 SB: 1 CS: 0	PA: 35			

PITCHER		IP	WLS	BF	H	R	ER	SO	BB	IBB	HBP	BLK	WP	HR	S	P	ERA	WHIP
28 Corey Kluber, R ERA: 0.89	(1, 1)	6.0	W	24	5	1	1	6	1	0	1	0	0	0	58	81	1.50	1.000
24 Andrew Miller, L ERA: 0.53	(7, 1)	2.0		7	1	1	1	2	0	0	0	0	0	1	22	27	4.50	0.500
61 Dan Otero, R ERA: 1.5	(9, 1)	1.0		4	1	0	0	0	0	0	0	0	0	0	13	15	0.00	1.000

PITCHER	IP	WLS	BF	H	R	ER	SO	BB	IBB	HBP	BLK	WP	HR	S	P	ERA	WHIP

BOTTOM

Cleveland Indians @ Chicago Cubs

Wrigley Field, Chicago, IL

Sat Oct 29 2016, 7:09 PM - 10:25 PM CDT

Att. 41,706 - Cloudy - 59 F

livebaseballscorecards.com

AB	33
R	2
H	7
RBI	2
BB	1
SO	8
LOB	12

Batter	1	2	3	4	5	6	7	8	9	AB	R	H	RBI	BB	SO	LOB
20 Rajai Davis, R (1, 8) OBP: 0.167, SLG: 0.148	C FF 92 F FF 93 F FF 93 B CU 76 B FF 92 S CH 84 2-3 ① K	C CU 73 F FC 89 B FC 88 B CU 75 X FF 92 2-2 ③ L4			C SI 92 B CH 86 X FC 88 1-1 22 S, 12 1B, 1B	B FF 100 B FF 99 B FF 99 C FF 99 C FF 98 X FF 99 3-2 12 S, 22 S, 1B			4	1	2	0	0	1	0
22 Jason Kipnis, L (1, 4) OBP: 0.241, SLG: 0.412	C FF 92 S SI 91 S FC 89 0-3 ② K		C FC 88 X FC 88 0-1 ① B2-3		B FF 91 C FC 87 F FC 88 B FC 87 C FF 92 2-3 ② K, 1-2	1 SAFE 1 SAFE B FF 99 1 SAFE B FF 98 S FF 99 S FF 100 B FF 102 X FF 100 3-2 ② F7, 1-2			4	0	0	0	0	2	2
12 Francisco Lindor, S (1, 6) OBP: 0.396, SLG: 0.540	C FF 94 S FF 93 B CU 77 S CU 77 1-3 ③ K			X FF 92 0-0 ② F7	D SI 92 S FC 89 B FC 89 X FF 91 1-2 26 CS, 2-H 1B	B SL 89 C SL 87 C FF 101 C FF 101 2-3 ③ K, 2-3			4	0	1	1	0	2	1
26 Mike Napoli, R (1, 3) OBP: 0.255, SLG: 0.326		C FF 92 X FF 92 0-1 ① P4		F FC 89 F FF 91 B FF 91 B CH 85 B FF 94 X FF 92 3-2 ③ P2	C CU 75 B FF 91 1-1 ③ CS, 1-2	B FF 94 S FF 94 X FF 94 1-1 41 PB, 1B	B FF 98 C FF 98 F FF 98 X CH 88 1-2 ① G6-3		4	0	1	0	0	0	0
41 Carlos Santana, S (1, 7) OBP: 0.314, SLG: 0.432		S FF 92 X FF 93 0-1 ② P3			C FF 92 B FC 86 S CH 85 X FF 92 1-2 11 G6-3, 2B	B FF 94 C CU 80 D CU 80 S FF 94 F FF 94 B FF 94 X CU 79 3-2 ① F7, 1-2	F FF 101 B FF 100 B SL 87 B FF 100 X FF 100 3-1 ② F9		4	0	1	0	0	0	1
11 José Ramírez, S (1, 5) OBP: 0.300, SLG: 0.362		C FF 93 X FF 92 0-1 HR			B FC 89 B SI 90 C FC 89 B FF 92 X CH 83 3-1 ① G6-3, 2-3	F SL 84 B FF 100 S FF 99 B FF 100 S FF 100 2-3 ② K	F FF 101 S FF 101 T FF 101 0-2 ③ K		4	1	1	1	0	2	2
6 Brandon Guyer, R (1, 9) OBP: 0.421, SLG: 0.267		B FF 93 T FF 92 B FC 89 B FF 92 X FF 92 3-1 ③ G5-3			B CU 73 C FF 91 S FC 89 B FF 92 B FF 92 F FC 89 F FF 92 F FF 92 C FF 91 3-3 ② K	H FF 99 1-0 HBP			2	0	0	0	0	1	1
55 Roberto Pérez, R (1, 2) OBP: 0.273, SLG: 0.436 37 Cody Allen, R (7, 1)		B FF 90 C FC 88 B FF 89 C FF 90 X FF 92 2-2 ① P5			X SI 92 0-0 ③ G6-3	F FF 100 D FF 102 T FF 100 X FF 101 1-2 ③ G4-3			3 0 0 0 0 0 3 0 0 0 0 0 0 0						
47 Trevor Bauer, R (1, 1) 73 Mike Clevinger, R (5, 1) 4 Coco Crisp, S (6, PH) OBP: 0.304, SLG: 0.571 27 Bryan Shaw, S (6, 1) 10 Yan Gomes, R (7, 2)		C FF 90 C FC 88 B FF 91 B FF 91 F FF 90 F SI 92 X FF 92 2-2 ② F9			B SI 90 C FF 90 F FC 89 F FF 92 F CU 76 B FF 92 X FC 89 2-2 ① G5-3		F FF 99 F FF 99 C SL 88 0-3 ① K		1 0 0 0 0 0 0 0 0 0 0 0 0 0 1 0 0 0 0 0 0 0 0 0 0 0 0 0 1 0 0 0 0 1 0						
Inning Stats	R: 0 E: 0 K: 3 S: 10 H: 0 LOB: 0 BB: 0 P: 13	R: 1 E: 0 K: 0 S: 8 H: 1 LOB: 0 BB: 0 P: 11	R: 0 E: 0 K: 0 S: 11 H: 0 LOB: 0 BB: 0 P: 17	R: 0 E: 0 K: 0 S: 6 H: 0 LOB: 0 BB: 0 P: 9	R: 0 E: 0 K: 1 S: 12 H: 1 LOB: 1 BB: 0 P: 19	R: 1 E: 0 K: 1 S: 14 H: 2 LOB: 0 BB: 0 P: 21	R: 0 E: 0 K: 1 S: 12 H: 1 LOB: 2 BB: 0 P: 20	R: 0 E: 0 K: 2 S: 12 H: 1 LOB: 1 BB: 0 P: 20	R: 0 E: 0 K: 1 S: 8 H: 0 LOB: 0 BB: 0 P: 12	1B: 4 2B: 1 3B: 0 HR: 1 SF: 0 SAC: 0 DP: 0 HBP: 1						

TOP

Cleveland Indians @ Chicago Cubs

Wrigley Field, Chicago, IL

Sun Oct 30 2016, 7:19 PM - 10:44 PM CDT

Att. 41,711 - Cloudy - 50 F

livebaseballscorecards.com

AB	32
R	2
H	6
RBI	2
BB	0
SO	9
LOB	10

PITCHER		IP	WLS	BF	H	R	ER	SO	BB	IBB	HBP	BLK	WP	HR	S	P	ERA	WHIP
34 Jon Lester, L ERA: 1.93	(1, 1)	6.0	W	21	4	2	2	5	0	0	0	0	0	1	61	90	3.00	0.667
6 Carl Edwards Jr., R ERA: 1.59	(7, 1)	0.1	H	2	1	0	0	0	0	0	0	0	0	0	6	10	0.00	3.000
54 Aroldis Chapman, L ERA: 2.08	(7, 1)	2.2	S	10	1	0	0	4	0	0	1	0	0	0	26	42	0.00	0.375

PITCHER		IP	WLS	BF	H	R	ER	SO	BB	IBB	HBP	BLK	WP	HR	S	P	ERA	WHIP

WP: 0 PB: 1 SB: 3 CS: 1 PA: 34

Cleveland Indians @ Chicago Cubs

Wrigley Field, Chicago, IL

Sun Oct 30 2016, 7:19 PM - 10:44 PM CDT

Att. 41,711 - Cloudy - 50 F

livebaseballscorecards.com

BOTTOM

Batter	1	2	3	4	5	6	7	8	9	AB	R	H	RBI	BB	SO	LOB
24 Dexter Fowler, S (1, 8) OBP: 0.277, SLG: 0.419	B SI 93 B SI 92 F SI 92 S SI 93 C SI 93 2-3 ① K		B SI 92 B KC 76 S CH 86 F FF 93 B FF 94 X SI 92 3-2 ③ L9		S CH 88 X FF 95 0-1 ① F7		H KC 83 1-0 17 S HBP			3	0	0	0	0	1	0
17 Kris Bryant, R (1, 5) OBP: 0.369, SLG: 0.464	B KC 76 S FF 93 F FF 94 C KC 78 1-3 ② K			B FF 92 C FC 86 X SI 92 1-1 HR	B SL 84 C SL 86 B FF 95 B SL 84 B FF 95 4-1 18 E 18 S BB		S FF 93 F FF 93 B FF 92 C KC 83 1-3 ② K 1-2			3	1	1	1	1	2	1
44 Anthony Rizzo, L (1, 3) OBP: 0.338, SLG: 0.439	C KC 77 B KC 76 B FF 93 F KC 76 X SI 93 2-2 ③ F7			X SI 93 0-0 18 1B 27 1B 2B	X CH 88 0-0 ② L8		I IN 59 I IN 62 I IN 59 I IN 60 4-0 IBB			3	1	1	0	1	0	1
18 Ben Zobrist, S (1, 7) OBP: 0.306, SLG: 0.345		B SI 91 X CH 86 1-0 ① L9		D KC 75 B FF 94 D CH 85 X FF 93 3-0 9 1B 27 1B 3 SF7 2-3 1B	B SI 89 D SI 94 B SI 88 C CH 89 C CH 88 D CH 89 4-2 1-3 BB		B KC 82 B FF 94 B FF 93 T FF 93 X FF 93 3-1 ③ P6			3	1	1	0	1	0	2
27 Addison Russell, R (1, 6) OBP: 0.224, SLG: 0.321		C KC 75 B FF 91 C FF 94 B KC 78 B SI 94 F FF 94 X KC 78 3-2 1B		C KC 76 L FF 93 D KC 79 X KC 80 1-2 9 1B 3-H 1B	X FF 95 0-0 ③ L9			C FF 92 C KC 83 F FF 92 S KC 84 0-3 ① K		4	0	2	1	0	1	2
22 Jason Heyward, L (1, 9) OBP: 0.171, SLG: 0.205		B FF 93 B FF 92 C SI 92 F FF 94 C SI 92 2-3 ② K		S FF 93 B SI 94 F FF 93 F FF 94 S KC 80 1-3 ① K		C FC 94 B FC 94 B FC 95 S FC 95 C FC 96 2-3 ① K		B FF 93 C KC 84 B KC 83 B FF 93 F FF 94 F FF 94 X FF 94 3-2 54 S 9 S 1B		4	0	1	0	0	3	3
9 Javier Báez, R (1, 4) OBP: 0.290, SLG: 0.390		B SI 92 C KC 77 S KC 76 S KC 79 1-3 ③ K		C FC 86 X KC 78 0-1 1-2 2-3 1B	C FC 95 F FC 94 B SL 81 S SL 82 1-3 ② K2-3			S KC 83 C KC 84 F KC 83 B FF 92 B FF 94 S KC 84 2-3 ② K 1-2		4	0	1	0	0	3	2
3 David Ross, R (1, 2) OBP: 0.222, SLG: 0.467 47 Miguel Montero, L (6, PH) OBP: 0.091, SLG: 0.364 6 Carl Edwards Jr., R (7, 1) 54 Aroldis Chapman, L (7, 1)			B FF 91 C FC 85 C FF 93 X SI 92 1-2 ① G6-3	F FC 88 B FF 94 S FF 93 B FF 95 F FF 94 X SI 93 2-2 ② SF7 3-H		F FC 95 F FC 94 S SL 82 0-3 ③ K		B FF 93 C FF 93 B KC 84 C FF 93 S FF 93 2-3 ③ K 2-3		1 1 0 1	0 0 0 0	0 0 0 0	1 0 0 0	0 0 0 0	0 1 0 1	0 0 0 1
34 Jon Lester, L (1, 1) 40 Willson Contreras, R (7, 2) OBP: 0.324, SLG: 0.382			C FF 93 F SI 91 C FF 94 0-3 ② K	B FF 92 F FF 92 F FF 94 C KC 80 1-3 ③ K			S FC 94 F FC 94 B FC 94 B SL 82 X FC 94 2-2 ① G6-3			2 1	0 0	0 0	0 0	0 0	2 0	2 0
Inning Stats	R: 0 E: 0 K: 2 S: 9 H: 0 LOB: 0 BB: 0 P: 14	R: 0 E: 0 K: 2 S: 11 H: 1 LOB: 1 BB: 0 P: 18	R: 0 E: 0 K: 1 S: 9 H: 0 LOB: 0 BB: 0 P: 13	R: 3 E: 0 K: 2 S: 20 H: 5 LOB: 2 BB: 0 P: 29	R: 0 E: 0 K: 0 S: 7 H: 0 LOB: 2 BB: 2 P: 15	R: 0 E: 0 K: 3 S: 9 H: 0 LOB: 0 BB: 0 P: 12	R: 0 E: 0 K: 1 S: 8 H: 0 LOB: 2 BB: 1 P: 19	R: 0 E: 0 K: 3 S: 15 H: 1 LOB: 1 BB: 0 P: 22								

AB	30
R	3
H	7
RBI	3
BB	3
SO	14
LOB	14

1B: 5 SF: 1
2B: 1 SAC: 0
3B: 0 DP: 0
HR: 1 HBP: 1

WP: 0 PA: 35
PB: 0
SB: 4
CS: 0

PITCHER		IP	WLS	BF	H	R	ER	SO	BB	IBB	HBP	BLK	WP	HR	S	P	ERA	WHIP
47 Trevor Bauer, R ERA: 5.54	(1, 1)	4.0	L	18	6	3	3	7	0	0	0	0	0	1	49	74	6.75	1.500
73 Mike Clevinger, R ERA: 2.45	(5, 1)	1.0		5	0	0	0	0	2	0	0	0	0	0	7	15	0.00	2.000
27 Bryan Shaw, R ERA: 2.89	(6, 1)	1.1		4	0	0	0	3	0	0	0	0	0	0	12	17	0.00	0.000
37 Cody Allen, R ERA:	(7, 1)	1.2		8	1	0	0	4	0	1	1	0	0	0	20	36	0.00	0.600

PITCHER	IP	WLS	BF	H	R	ER	SO	BB	IBB	HBP	BLK	WP	HR	S	P	ERA	WHIP

Batter	1	2	3	4	5	6	7	8	9	AB	R	H	RBI	BB	SO	LOB
24 Dexter Fowler, S (1, 8) OBP: 0.257, SLG: 0.388	C SI 87 C CH 84 B SI 89 X FF 88 1-2 L5 ①	B CH 82 B CH 82 X FC 86 2-0 F9 ③		B FF 92 S CH 83 B CH 84 F FF 94 B CH 84 S CH 85 3-3 K ②		X FF 92 0-0 F8 ③			C CH 87 B FF 93 F CH 87 X CH 89 1-2 G4-3 ①	5	0	0	0	0	1	1
12 Kyle Schwarber, L (1, 10) OBP: 0.467, SLG: 0.417	X SI 89 0-0 G4-3 ②		B FC 86 B FC 87 C FC 86 S FC 87 B FF 88 F FC 87 B FF 89 4-2 27 HR, 18 1B, 44 1B BB	C CH 84 X FF 94 0-1 F7 ③			B CU 78 X FF 94 1-0 27 FC5, 17 1B 1B		B CH 88 X CH 88 1-0 F8 ②	4	1	1	0	1	0	0
17 Kris Bryant, R (1, 5) OBP: 0.400, SLG: 0.541	C FC 87 C CU 75 X CU 76 0-2 HR		X FC 85 0-0 F9 ①		B FF 94 F FF 93 X CH 83 1-1 44 WP 1B		F FF 95 B FF 96 B FF 95 B FF 97 F FF 96 F FF 95 F FF 94 X FF 95 3-2 1-2 1B		B FF 93 B SL 84 X FF 93 2-0 44 HR 1B	5	2	4	1	0	0	1
44 Anthony Rizzo, L (1, 3) OBP: 0.357, SLG: 0.500	F FF 90 B CH 85 X CH 83 1-1 18 1B, 27 E 1B		C FC 86 F FC 86 B CU 74 F FC 85 B CU 74 X CU 74 2-2 18 1B, 27 HR 1B 1-2		B FF 93 C CH 85 F FF 93 X FF 95 1-2 P5 ① 1-2		B FF 95 B FF 96 F FF 95 X FF 94 2-1 F9 ①		C FF 94 X CH 86 0-1 HR 1-H	5	3	3	2	0	0	3
18 Ben Zobrist, S (1, 7) OBP: 0.328, SLG: 0.356	1 SAFE C FF 86 X CU 74 0-1 27 E 1B 1-3		B FC 86 C FC 86 F FC 85 X SI 88 1-2 27 HR 1B 1-2 2-3		B SI 94 C FF 94 F FF 95 S CH 85 1-3 K ②		X FF 95 0-0 L7 ②		B FF 94 B CH 87 B FF 93 C FF 93 B FF 93 4-1 27 FC6-4 BB	4	2	2	0	1	1	3
27 Addison Russell, R (1, 6) OBP: 0.238, SLG: 0.393	F FC 86 B FC 86 1 SAFE X FC 85 1-1 E4 1-H 3-H 2B		B SI 89 B SI 90 X SI 90 2-0 HR 1-H 2-H 3-H		F FF 95 S FF 95 F FF 96 C FF 95 0-3 K ③		B CU 82 S FF 96 B FF 96 X FF 96 2-1 FC5 ③ 2-3f		B FF 93 B SL 85 X FF 94 2-0 FC6-4 ③ 1-2f	5	1	2	6	0	1	4
40 Willson Contreras, R (1, 2) OBP: 0.317, SLG: 0.351	C FC 86 B FC 87 B FC 86 S FC 86 B FC 86 X FC 86 3-2 F8 ③		C SI 90 B SI 89 X SI 89 1-1 G6-3 ②			B CU 83 S CU 84 S CU 86 S CU 84 1-3 K ①		B SL 83 B FF 94 C FF 94 F CH 88 F FF 96 B SL 85 B CH 89 4-2 22 G5-4-3 BB		3	0	0	0	1	1	1
22 Jason Heyward, L (1, 9) OBP: 0.156, SLG: 0.186		X FC 86 0-0 F9 ①	C SI 89 B SI 88 F CH 81 B FF 89 X SI 90 2-2 P6 ③			C SI 91 S CU 84 F CU 84 F CU 83 F SI 92 B SI 91 X CU 84 1-2 F9 ②		1 SAFE B FF 94 B CH 87 X FF 94 2-0 G5-4-3 ①② 1-2f		4	0	0	0	0	0	1
9 Javier Báez, R (1, 4) OBP: 0.288, SLG: 0.381		C FC 85 C FF 88 B CU 76 X FC 86 1-2 G4-3 ②		B FF 93 F CH 80 B FF 93 C FF 94 S FF 93 2-3 K ①		S CU 84 S CU 84 X CU 84 0-2 1B		C FF 94 S SL 84 C FF 95 0-3 K ③		4	0	1	0	0	2	0
Inning Stats	R: 3 E: 1 K: 0 S: 16 H: 4 LOB: 1 BB: 0 P: 22	R: 0 E: 0 K: 0 S: 5 H: 0 LOB: 0 BB: 0 P: 8	R: 4 E: 0 K: 0 S: 17 H: 3 LOB: 0 BB: 1 P: 29	R: 0 E: 0 K: 2 S: 8 H: 0 LOB: 0 BB: 0 P: 13	R: 0 E: 0 K: 2 S: 12 H: 1 LOB: 1 BB: 0 P: 15	R: 0 E: 0 K: 1 S: 13 H: 1 LOB: 1 BB: 0 P: 15	R: 0 E: 0 K: 0 S: 11 H: 2 LOB: 2 BB: 0 P: 19	R: 0 E: 0 K: 1 S: 7 H: 0 LOB: 0 BB: 1 P: 13	R: 2 E: 0 K: 0 S: 9 H: 2 LOB: 1 BB: 1 P: 19	1B: 9 2B: 1 3B: 0 HR: 3	SF: 0 SAC: 0 DP: 1 HBP: 0	WP: 1 PB: 0 SB: 0 CS: 0	PA: 42				

TOP

Chicago Cubs @ Cleveland Indians

Progressive Field, Cleveland, OH

Tue Nov 01 2016, 8:11 PM - 11:40 PM EDT

Att. 108,116 - Partly Cloudy - 88 F

livebaseballscorecards.com

AB	39
R	9
H	13
RBI	9
BB	3
SO	6
LOB	14

PITCHER		IP	WLS	BF	H	R	ER	SO	BB	IBB	HBP	BLK	WP	HR	S	P	ERA	WHIP
43 Josh Tomlin, R ERA: 4.58	(1, 1)	2.1	L	14	6	6	6	0	1	0	0	0	0	1	32	48	23.14	3.000
61 Dan Otero, R ERA: 2.7	(3, 1)	0.2		3	1	1	1	0	0	0	0	0	0	1	6	11	13.50	1.500
31 Danny Salazar, R ERA:	(4, 1)	2.0		7	1	0	0	4	0	0	0	0	1	0	20	28	0.00	0.500
53 Jeff Manship, R ERA:	(6, 1)	0.2		3	1	0	0	1	0	0	0	0	0	0	12	14	0.00	1.500
34 Zach McAllister, R ERA: 9.0	(6, 1)	1.1		6	2	0	0	0	0	0	0	0	0	0	12	20	0.00	1.500

PITCHER		IP	WLS	BF	H	R	ER	SO	BB	IBB	HBP	BLK	WP	HR	S	P	ERA	WHIP
73 Mike Clevinger, R ERA: 4.76	(8, 1)	2.0		9	2	2	2	1	2	0	0	0	0	1	16	32	9.00	2.000

Batter	1	2	3	4	5	6	7	8	9	AB	R	H	RBI	BB	SO	LOB
41 Carlos Santana, S (1, 10) OBP: 0.304, SLG: 0.396	B FF 90 C SI 93 F CU 79 S FF 95 1-3 ① K		C FF 93 B SI 94 X CU 79 1-1 ③ G3-1		B FF 94 F FF 93 F SL 90 X FF 93 1-2 ② P3		C CU 76 S CU 77 B CH 82 X CU 76 1-2 ② F8		B FF 94 B SL 82 B FF 95 B FF 95 4-0 22 DI BB	4	0	0	0	1	1	1
22 Jason Kipnis, L (1, 4) OBP: 0.271, SLG: 0.500	F FF 94 B FF 94 S SL 87 X SL 87 1-2 ② G4-3			B SI 93 B FF 93 C FF 93 X FF 92 2-1 26 1B 2B	B CU 80 B FF 93 B SI 92 C SI 91 X SI 90 3-1 HR		B CU 77 B FF 92 X FF 92 2-0 1-2 1B		C FF 89 X FF 90 0-1 ③ P6 1-2	5	2	3	1	0	0	1
12 Francisco Lindor, S (1, 6) OBP: 0.386, SLG: 0.509	C FF 94 C SL 86 B CU 79 B FF 93 F FF 93 B SI 91 D SL 88 4-2 BB			F CU 79 F SL 89 S CU 81 0-3 ① K	F SI 93 X SL 87 0-1 ③ G3		S FF 99 X FF 100 0-1 ③ G3-1			3	0	0	0	1	1	3
26 Mike Napoli, R (1, 3) OBP: 0.255, SLG: 0.319	F FF 92 B FF 93 1 SAFE F FF 94 1 SAFE B SL 90 T SL 90 2-2 ③ K			B SL 90 F FF 93 B FF 93 B SI 94 S FF 93 X SI 93 3-2 4 PB 8 HBP 2-H 1B		B FF 92 F FF 93 F SL 87 B FF 92 S CU 79 2-3 ① K		B SL 86 C FF 99 C FF 99 S FF 101 1-3 ① K		4	0	1	1	0	3	1
11 José Ramírez, S (1, 5) OBP: 0.296, SLG: 0.353		C FF 93 C CU 79 T FF 94 0-2 ① K		D CU 80 B SI 92 X SI 93 2-0 ② L9		B CU 77 B FF 91 C SI 92 F FF 92 B FF 93 F FF 92 X SL 87 3-2 ② L7		S FF 100 B FF 99 B FF 100 X FF 99 2-1 10 G6-4-3 1B		4	0	1	0	0	1	1
8 Lonnie Chisenhall, L (1, 9) OBP: 0.250, SLG: 0.275 10 Yan Gomes, R (8, PH) 1 Michael Martinez, S (9, 9)		C FF 93 F SL 89 B FF 94 S FF 94 1-3 ② K		F SL 89 H SL 88 1-1 4 PB 1-2 HBP		B SI 93 F SI 91 B FF 92 F SL 87 B CU 80 F SL 87 B FF 93 4-2 6 FC6-4 BB		F FF 99 B SL 89 B SL 86 F FF 99 X FF 101 2-2 ② ③ G6-4-3 1-2f		1 1 0	0 0 0	0 0 0	0 0 0	1 0 0	1 0 0	0 1 0
4 Coco Crisp, S (1, 7) OBP: 0.320, SLG: 0.545 6 Brandon Guyer, R (6, PH) OBP: 0.429, SLG: 0.250 (7, 7)		B FF 94 C CU 78 B SL 89 X FF 94 2-1 ③ G5-3		B CH 87 B SL 89 B CU 78 B FF 93 4-0 1-2 2-3 BB		X FF 93 0-0 ③ FC6-4 1-2f			B FF 97 B FF 97 F FF 97 B FF 99 B FF 97 4-1 55 WP 55 1B BB	1 1	0 1	0 1	0 0	1 1	0 0	0 1
72 Tyler Naquin, L (1, 8) OBP: 0.208, SLG: 0.261 20 Rajai Davis, R (7, PH) OBP: 0.156, SLG: 0.138 (8, 8)			B FF 93 B SI 92 C FF 91 S SI 93 C SI 93 2-3 ① K	C FF 93 T FF 93 B SI 94 S SI 94 1-3 ③ K		B FF 92 C FF 93 X FF 93 1-1 ① L8			C FF 94 F FF 93 X SL 83 0-2 ① F7	2 2	0 0	0 0	0 0	0 0	2 0	3 1
55 Roberto Pérez, R (1, 2) OBP: 0.292, SLG: 0.429			F SI 94 B SI 93 X SI 93 1-1 ② L8		C FF 92 B CU 77 S SL 87 C SI 93 1-3 ① K		C FF 92 B CU 77 B CU 78 B FF 93 F FF 93 B FF 94 4-2 22 1B BB		B SL 84 C FF 94 S SL 83 X FF 93 1-2 ② 1-H 1B	3	0	1	1	1	0	
Inning Stats	R: 0 E: 0 K: 2 S: 12 H: 0 LOB: 1 BB: 1 P: 20	R: 0 E: 0 K: 2 S: 8 H: 0 LOB: 0 BB: 0 P: 11	R: 0 E: 0 K: 1 S: 7 H: 0 LOB: 0 BB: 0 P: 11	R: 1 E: 0 K: 2 S: 13 H: 2 LOB: 3 BB: 1 P: 26	R: 1 E: 0 K: 1 S: 10 H: 1 LOB: 0 BB: 0 P: 15	R: 0 E: 0 K: 1 S: 11 H: 0 LOB: 1 BB: 1 P: 20	R: 0 E: 0 K: 0 S: 10 H: 1 LOB: 2 BB: 1 P: 18	R: 0 E: 0 K: 1 S: 8 H: 1 LOB: 0 BB: 0 P: 13	R: 1 E: 0 K: 0 S: 9 H: 1 LOB: 1 BB: 2 P: 18	1B: 4 2B: 1 3B: 0 HR: 1 SF: 0 SAC: 0 DP: 1 HBP: 1						

PITCHER		IP	WLS	BF	H	R	ER	SO	BB	IBB	HBP	BLK	WP	HR	S	P	ERA	WHIP
49 Jake Arrieta, R ERA: 3.63	(1, 1)	5.2	W	24	3	2	2	9	3	0	1	0	0	1	60	102	3.18	1.059
38 Mike Montgomery, L ERA: 3.21	(6, 1)	1.0		5	1	0	0	0	1	0	0	0	0	0	9	17	0.00	2.000
54 Aroldis Chapman, L ERA: 2.51	(7, 1)	1.1		5	1	1	1	1	1	0	0	0	0	0	11	20	6.75	1.500
46 Pedro Strop, R ERA: 3.18	(9, 1)	0.2		3	1	0	0	0	1	0	0	0	1	0	6	11	0.00	3.000
37 Travis Wood, L ERA: 2.84	(9, 1)	0.1		1	0	0	0	0	0	0	0	0	0	0	2	2	0.00	0.000

PITCHER	IP	WLS	BF	H	R	ER	SO	BB	IBB	HBP	BLK	WP	HR	S	P	ERA	WHIP

BOTTOM

Chicago Cubs @ Cleveland Indians

Progressive Field, Cleveland, OH

Tue Nov 01 2016, 8:11 PM - 11:40 PM EDT

Att. 108,116 - Partly Cloudy - 88 F

livebaseballscorecards.com

AB	31
R	3
H	6
RBI	3
BB	6
SO	10
LOB	13

WP: 1	PA: 38		
PB: 1			
SB: 0			
CS: 0			

Batter	1	2	3	4	5	6	7	8	9	10	AB	R	H	RBI	BB	SO	LOB
24 Dexter Fowler, S (1, 8) OBP: 0.280, SLG: 0.444	C SI 92 B SI 93 B FF 93 X SI 92 2-1 HR		X SL 90 0-0 ② L9		B SL 81 F SL 82 C FF 93 X SL 83 1-2 12 G6-4-3 1B		F SL 82 X FF 94 0-1 17 CS 1B		B FC 95 B FC 95 X FC 95 2-0 ③ G6-3		5	1	3	1	0	0	2
12 Kyle Schwarber, L (1, 10) OBP: 0.500, SLG: 0.471 5 Albert Almora Jr., R (10, PR) (10, 10)	B SL 90 F SL 89 C SL 89 X SI 94 1-2 18 S 1B		B SL 90 X SL 88 1-0 ③ 1B		X SI 93 0-0 ①② G6-4-3 1-2f		F FF 94 1 SAFE T FF 95 D SL 84 1 SAFE F SL 85 1 SAFE X SI 95 1-2 ① L7			B FC 93 X FC 93 1-0 17 F8 18 2B 1B	5 0	0 1	3 0	0 0	0 0	0 0	2 0
17 Kris Bryant, R (1, 5) OBP: 0.400, SLG: 0.523	S SL 88 S SL 89 B SI 91 D CU 84 B SL 88 X SL 90 3-2 ① F9			B SI 92 C CU 84 B SI 93 F SL 91 F SI 94 B FF 94 F SI 94 X FF 93 3-2 18 FC3-6 44 HBP 27 SF8 1B	B SI 94 S SL 85 B SI 95 F SL 84 B SL 86 F SL 85 F SL 84 F SL 84 B SL 82 4-2 44 1B BB		F FF 93 1 SAFE B FF 93 F FF 93 1 SAFE 1 SAFE F FF 93 1 SAFE B FF 94 2-3 ②③ S FF 93 K 1-2		B FC 94 F FC 94 F FC 94 B FC 95 1 SAFE X FC 95 2-2 ① F8 1-2	4	2	1	0	1	1	3
44 Anthony Rizzo, L (1, 3) OBP: 0.373, SLG: 0.492	B SL 88 X SL 89 1-0 ② F8			F SL 89 F SL 88 1 SAFE H SI 92 1-2 18 FC3-6 HBP	B FF 95 S FF 94 X SL 84 1-2 1-H 1B			C KC 82 C KC 83 F FF 94 S KC 85 0-3 ① K2-3		I IN 62 I IN 60 I IN 59 I IN 56 4-0 18 2B 47 1B IBB	3	1	1	1	1	1	1
18 Ben Zobrist, S (1, 7) OBP: 0.319, SLG: 0.359	C SI 90 D CU 83 X SL 89 1-1 ③ F9 1-2			X SL 90 0-0 ① FC3-6 27 SF8 40 2B 1-2f 2-3	C FF 94 X SI 95 0-1 ③ L8			F FF 93 S FF 93 B KC 85 X FF 94 1-2 ② G3		B FC 93 C FC 92 C FC 94 F FC 94 X FC 96 1-2 47 1B 1-3 2-H 2B	5	1	1	1	0	0	4
27 Addison Russell, R (1, 6) OBP: 0.235, SLG: 0.375		F SI 91 B SI 92 B SI 92 X SL 88 2-1 ① P6		X SI 92 0-0 ② SF8 1-2 3-H		B SL 82 C SL 81 S FF 91 B SL 83 F SL 82 X FF 93 2-2 ① P3		C KC 84 C KC 84 X FF 93 0-2 ③ P3		I IN 67 I IN 67 I IN 64 I IN 63 4-0 47 1B IBB	3	0	0	1	1	0	0
40 Willson Contreras, R (1, 2) OBP: 0.326, SLG: 0.385 3 David Ross, R (5, 2) OBP: 0.300, SLG: 0.688 8 Chris Coghlan, L (9, PR) 47 Miguel Montero, L (9, 2) OBP: 0.167, SLG: 0.417		C CU 83 X CU 84 0-1 ② F9		D CU 84 F SL 89 B CU 83 S CU 84 X CU 83 2-2 2-H 2B		C SL 82 F SL 84 B SI 94 X FF 94 1-2 HR			B FF 94 B KC 84 B FF 94 C FF 94 B FF 94 4-1 22 FC4-6 BB	B FC 94 F FC 94 X FC 93 1-1 1-2 2-3 3-H 1B	2 1 0 1	0 1 0 0	1 1 0 1	1 1 0 1	0 1 0 0	0 0 0 0	0 0 0 0
22 Jason Heyward, L (1, 9) OBP: 0.140, SLG: 0.167		X SL 89 0-0 ③ P6		B SL 89 C SL 88 B SL 89 B SI 91 F SL 88 X FF 93 3-2 ③ P6		B FF 96 X SL 83 1-0 ② G3			B FF 92 B FF 92 C FF 93 F FF 93 F KC 82 F FF 93 1 SAFE F KC 83 1 SAFE 2-2 ① 1 SAFE X KC 84 FC4-6 9 E 9 S 1-2f	F FF 93 S KC 77 F SI 91 S KC 78 0-3 ② K	5	0	0	0	0	1	5
9 Javier Báez, R (1, 4) OBP: 0.282, SLG: 0.412			F CU 84 B SI 92 X CU 83 1-1 ① F7		X SL 88 0-0 HR	S SL 83 F FF 95 F SL 83 S SL 83 0-3 ③ K			C FC 94 D SL 80 B FC 94 B FC 95 S FC 93 L FC 95 3-3 ② K 1-3	B FF 94 S FC 84 S FF 94 D KC 78 X FF 94 2-2 ③ F8	5	1	1	1	0	2	4
Inning Stats	R: 1 E: 0 K: 0 S: 11 H: 2 LOB: 1 BB: 0 P: 19	R: 0 E: 0 K: 0 S: 5 H: 0 LOB: 0 BB: 0 P: 7	R: 0 E: 0 K: 0 S: 4 H: 1 LOB: 1 BB: 0 P: 6	R: 2 E: 0 K: 0 S: 15 H: 2 LOB: 1 BB: 0 P: 24	R: 2 E: 0 K: 0 S: 15 H: 3 LOB: 1 BB: 1 P: 21	R: 1 E: 0 K: 1 S: 12 H: 1 LOB: 0 BB: 0 P: 16	R: 0 E: 0 K: 1 S: 10 H: 1 LOB: 1 BB: 0 P: 13	R: 0 E: 0 K: 1 S: 10 H: 0 LOB: 0 BB: 0 P: 11	R: 0 E: 0 K: 1 S: 11 H: 0 LOB: 2 BB: 1 P: 22	R: 2 E: 0 K: 1 S: 17 H: 3 LOB: 3 BB: 2 P: 32	1B: 8 2B: 3 3B: 0 HR: 3	SF: 1 SAC: 0 DP: 2 HBP: 1					

PITCHER		IP	WLS	BF	H	R	ER	SO	BB	IBB	HBP	BLK	WP	HR	S	P	ERA	WHIP
28 Corey Kluber, R ERA: 1.83	(1, 1)	4.0		18	6	4	4	0	0	0	1	0	0	2	36	57	9.00	1.500
24 Andrew Miller, L ERA: 1.4	(5, 1)	2.1		11	4	2	2	1	1	0	0	0	0	1	32	43	7.71	2.143
37 Cody Allen, R ERA:	(7, 1)	2.0		6	0	0	0	2	1	0	0	0	0	0	21	30	0.00	0.500
27 Bryan Shaw, R ERA: 4.35	(9, 1)	1.0	L	8	3	2	2	1	0	2	0	0	0	0	14	32	18.00	3.000
47 Trevor Bauer, R ERA: 5.27	(10, 1)	0.2		2	0	0	0	1	0	0	0	0	0	0	7	9	0.00	0.000

PITCHER	IP	WLS	BF	H	R	ER	SO	BB	IBB	HBP	BLK	WP	HR	S	P	ERA	WHIP

TOP

Chicago Cubs @ Cleveland Indians

Progressive Field, Cleveland, OH

Wed Nov 02 2016, 8:03 PM - 12:47 AM EDT

Att. 38,104 - Partly Cloudy - 69 F

livebaseballscorecards.com

AB	39
R	8
H	13
RBI	8
BB	4
SO	5
LOB	21

1B: 8	SF: 1	WP: 0	PA:	45
2B: 3	SAC: 0	PB: 0		
3B: 0	DP: 2	SB: 2		
HR: 3	HBP: 1	CS: 1		

Chicago Cubs @ Cleveland Indians

Progressive Field, Cleveland, OH

Wed Nov 02 2016, 8:03 PM - 12:47 AM EDT

Att. 38,104 - Partly Cloudy - 69 F

livebaseballscorecards.com

BOTTOM

Batter	1	2	3	4	5	6	7	8	9	10	AB	R	H	RBI	BB	SO	LOB
41 Carlos Santana, S (1, 10) OBP: 0.311, SLG: 0.385	X FC 88 0-0 ① L9		B FC 88 3 SAFE X CU 74 1-0 22 E 3-H 1B		C CU 74 C CU 74 B CH 80 B CH 80 B FC 88 4-2 22 E 22 1B 12 WP BB		X SI 91 0-0 ② G1-3 1-2		C SL 85 B SL 87 B SL 86 B FF 97 C FF 96 X SL 85 3-2 ① F7		4	1	1	1	1	0	1
22 Jason Kipnis, L (1, 4) OBP: 0.266, SLG: 0.475	C FC 88 F SI 87 B CH 80 S CH 80 1-3 ② K		B CU 73 F CH 80 1 SAFE B CH 80 F SI 87 X FC 87 2-2 FC6 1-2		B FC 88 C FF 92 S FC 87 F FF 94 D FC 89 X FC 88 2-2 E2 12 WP 1-3 1B		B SI 88 F FC 87 S FF 91 S CU 75 1-3 ③ K		C SL 85 B SL 85 F SL 84 B SL 87 B SL 84 F SL 84 S FF 97 3-3 ② K		5	1	1	0	0	3	3
12 Francisco Lindor, S (1, 6) OBP: 0.355, SLG: 0.466	C FC 89 X SI 88 0-1 E4 26 FC6-4		B FC 88 B CU 74 B SI 87 F SI 87 X SI 88 3-1 ② F7		F FC 88 B CU 75 S CU 75 B CU 75 B SI 92 S FC 87 3-3 ③ K 2-H 3-H			B FF 91 B FC 89 X FC 89 2-0 ① G6-3	X FF 98 0-0 ③ F9		5	0	0	0	0	1	2
26 Mike Napoli, R (1, 3) OBP: 0.232, SLG: 0.288	C SI 88 X FC 88 0-1 ③ FC6-4 1-2f		C SI 86 F SI 87 B CH 79 X CH 81 1-2 ③ L5			C CU 70 B FF 90 B FF 90 S FC 87 S FF 91 2-3 ① K		C SI 92 S FC 87 B CH 84 B CH 84 C FF 92 2-3 ② K		C FF 95 B FF 94 F FF 94 B FF 95 S FF 94 2-3 ① K	5	0	0	0	0	3	3
11 José Ramírez, S (1, 5) OBP: 0.305, SLG: 0.357		B FC 88 C CH 79 B CU 74 B CH 80 C FC 88 X FC 88 3-2 8 1B 1B		B SI 87 C CU 73 S CH 80 X CH 80 1-2 ① G3-1		B FF 91 C FC 86 S FF 92 B CH 87 X CH 84 2-2 ② G6-3		B FF 92 S FC 88 X FC 90 1-1 6 2B 1B		C FF 95 F CU 82 B CU 80 B FF 94 X CU 81 2-2 ② G6-3	5	1	2	0	0	0	0
8 Lonnie Chisenhall, L (1, 9) OBP: 0.261, SLG: 0.286 6 Brandon Guyer, R (6, PH) OBP: 0.500, SLG: 0.389 (7, 9) (9, 7)		B CU 73 F FC 87 1 SAFE 1 SAFE X FC 89 1-1 ① 20 G5-4-3 1-2 1B	C CU 72 C FC 87 X CH 80 0-2 ② F7			B FF 92 X SI 90 1-0 1B		B FF 98 C FF 99 F FF 98 B FF 100 F FF 100 B FF 98 X FF 98 3-2 20 HR 1-H 2B	B CU 80 B FF 94 B FF 96 C FF 93 B FF 94 4-1 20 DI 20 1B BB		2	0	1	0	0	0	0
20 Rajai Davis, R (1, 8) OBP: 0.189, SLG: 0.265	X FC 87 0-0 ②③ G5-4-3 1-2f		C SI 87 F CH 79 X FC 88 0-2 ③ L9			B FF 91 C FF 92 B FF 92 B FC 88 X FC 87 3-1 ③ G4-3		B FF 98 F FF 98 F FF 97 B FF 100 F FF 98 F FF 100 X FF 97 2-2 2-H HR	B FF 95 X FF 94 1-0 1-H 1B		2	2	2	1	1	0	0
4 Coco Crisp, S (1, 7) OBP: 0.345, SLG: 0.577 1 Michael Martinez, S (9, 9)			C FC 88 B FC 86 X SI 88 1-1 55 SH3-4 41 1B 2B		C CU 73 X CH 80 0-1 ① G4-3		C SI 90 B CH 86 X FC 87 1-1 ① F7	B FF 99 X FF 98 1-0 1B	C CU 74 X CU 76 0-1 ③ G5-3		5	1	2	0	0	0	0
55 Roberto Pérez, R (1, 2) OBP: 0.300, SLG: 0.419 72 Tyler Naquin, L (7, PR) OBP: 0.208, SLG: 0.261 10 Yan Gomes, R (8, 2)			B CH 78 X 1-0 ① SH3-4 2-3		B SI 88 C SI 88 B CH 79 F SI 87 C SI 88 2-3 ② K		C FF 90 B CU 72 B SI 90 F FF 90 B CU 71 F FF 91 B SI 91 4-2 41 G1-3 BB	1 SAFE B FF 98 1 SAFE B FF 97 S SL 88 S SL 87 S FF 98 2-3 ③ K			1	0	0	0	1	1	0
											0	0	0	0	0	0	0
											1	0	0	0	0	1	1

| Inning Stats | | | | | | | | | | |