

Cleveland Indians - 2016

Batter	1	2	3	4	5	6	7	8	9	AB	R	H	RBI	BB	SO	LOB	TOP					
30 Jake Cave, L (1,8) 40 Tyler Holt, R (6,8)										3	1	2	0	0	1	1	<p>Cincinnati Reds @ Cleveland Indians Goodyear Ballpark, Goodyear, AZ Tue Mar 01 2016, 3:07 PM - 5:54 PM EST Att: 4,220 - Sunny - 82 F</p> <p>livebaseballscorecards.com</p> <p>AB 33 R 6 H 12 RBI 5 BB 5 SO 6 LOB 11</p>					
7 Eugenio Suárez, R (1,5) 15 Jordan Pacheco, R (5,5)										3	1	2	2	0	1	0						
19 Joey Votto, L (1,3) 51 Brandon Allen, L (6,3)										2	0	2	0	1	0	0						
4 Brandon Phillips, R (1,4) 9 José Peraza, R (6,4)									3	0	1	1	0	0	2	1						
32 Jay Bruce, L (1,9) 76 Jesse Winker, L (6,PH)									2	1	1	0	0	0	2	2						
23 Adam Duvall, R (1,7) 43 Scott Schebler, L (6,PH)										2	1	1	0	0	0	0						
33 Yorman Rodríguez, R (1,10) 58 Kyle Waldrop, L (6,PH)										1	0	0	0	1	1	0						
3 Iván De Jesús Jr., R (1,6) 82 Calten Daal, R (6,6)										2	0	1	1	0	0	0						
16 Tucker Barnhart, L (1,2) 80 Chad Wallach, R (6,2)										1	1	0	0	1	0	2						
Inning Stats	R: 1 E: 0 K: 0 S: 5	H: 3 LOB: 1 BB: 1 P: 9	R: 0 E: 0 K: 1 S: 5	H: 0 LOB: 0 BB: 0 P: 5	R: 2 E: 0 K: 0 S: 4	H: 3 LOB: 0 BB: 1 P: 8	R: 2 E: 0 K: 1 S: 7	H: 3 LOB: 1 BB: 1 P: 11	R: 0 E: 0 K: 1 S: 5	H: 1 LOB: 0 BB: 0 P: 5	R: 1 E: 0 K: 0 S: 4	H: 1 LOB: 0 BB: 0 P: 4	R: 0 E: 0 K: 1 S: 4	H: 0 LOB: 0 BB: 1 P: 8	R: 0 E: 0 K: 1 S: 6	H: 1 LOB: 2 BB: 1 P: 10		R: 0 E: 1 K: 1 S: 6	H: 0 LOB: 1 BB: 0 P: 6	1B: 7 2B: 4 3B: 0 HR: 1	SF: 0 SAC: 0 DP: 5 HBP: 0	WP: 2 PB: 0 SB: 0 CS: 0
PITCHER	IP WLS BF H R ER SO BB IBB HBP BLK WP HR S P ERA WHIP	43 Josh Tomlin, R (1,1) ERA: 9.0	58 TJ House, L (2,1) ERA: 9.0	44 Ross Detwiler, L (4,1) ERA: 18.0	49 Austin Adams, R (5,1) ERA: 18.0	52 Felipe Paulino, R (6,1) ERA: 9.0	74 Shawn Morimando, L (7,1) ERA: 18.0	76 Adam Plutko, R (8,1) ERA: 18.0	67 Jarrett Grube, R (9,1) ERA: 18.0	1.0 3 0 0 0 1 1 0 0 0 0 0 0 0 9.00 4.000	2.0 L 8 3 2 2 1 1 0 0 0 0 0 0 9 13 9.00 2.000	1.0 6 3 2 2 1 1 0 0 0 0 1 0 7 11 18.00 4.000	1.0 3 1 0 0 1 0 0 0 0 0 0 0 5 5 0.00 1.000	1.0 4 1 1 1 0 0 0 0 0 0 0 0 1 4 4 9.00 1.000	1.0 3 0 0 0 1 1 0 0 0 0 0 0 0 0 4 8 0.00 1.000	1.0 5 1 0 0 1 1 0 0 0 0 1 0 0 6 10 0.00 2.000	1.0 4 0 0 0 1 0 0 0 0 0 0 0 0 0 6 6 0.00 0.000					

Batter	1	2	3	4	5	6	7	8	9	AB	R	H	RBI	BB	SO	LOB	BOTTOM					
20 Rajai Davis, R (1,7) 33 Robbie Grossman, S (6,7)										3	0	0	0	0	2	3	<p>Cincinnati Reds @ Cleveland Indians Goodyear Ballpark, Goodyear, AZ Tue Mar 01 2016, 3:07 PM - 5:54 PM EST Att: 4,220 - Sunny - 82 F</p> <p>livebaseballscorecards.com</p> <p>AB 37 R 5 H 10 RBI 5 BB 3 SO 11 LOB 20</p>					
10 Yan Gomes, R (1,2) 45 Adam Moore, R (4,2) 63 Guillermo Quiroz, R (7,2) 97 Nellie Rodríguez, R (9,PH)										1	0	1	0	0	0	0						
8 Lonnie Chisenhall, L (1,9) 68 James Ramsey, L (6,9)										3	0	0	0	0	5	2						
41 Carlos Santana, S (1,3) 36 Jesús Aguilar, R (5,3)										2	1	1	1	0	1	0						
24 Joey Butler, R (1,10) 6 Zach Walters, S (7,10)										3	1	1	0	0	0	0						
30 Tyler Naquin, L (1,8) 9 Shane Robinson, R (6,8)										2	0	0	0	0	1	0						
39 Gio Urshela, R (1,5) 99 Grant Fink, R (6,5)										1	0	0	0	1	0	0						
78 Erik González, R (1,6) 77 Eric Starnetsky, R (6,6)										2	1	1	0	0	0	2						
1 Michael Martínez, S (1,4) 79 Todd Hankins, R (6,4)										2	0	1	0	0	0	1						
Inning Stats	R: 0 E: 0 K: 1 S: 5	H: 1 LOB: 0 BB: 0 P: 5	R: 1 E: 0 K: 0 S: 4	H: 1 LOB: 0 BB: 0 P: 4	R: 0 E: 1 K: 0 S: 4	H: 1 LOB: 2 BB: 0 P: 5	R: 0 E: 0 K: 2 S: 7	H: 1 LOB: 1 BB: 1 P: 11	R: 1 E: 0 K: 1 S: 7	H: 2 LOB: 1 BB: 0 P: 7	R: 0 E: 0 K: 2 S: 7	H: 0 LOB: 0 BB: 0 P: 7	R: 2 E: 0 K: 1 S: 9	H: 3 LOB: 1 BB: 0 P: 9	R: 1 E: 2 K: 1 S: 7	H: 0 LOB: 3 BB: 2 P: 15		R: 0 E: 0 K: 3 S: 10	H: 1 LOB: 1 BB: 0 P: 10	1B: 6 2B: 1 3B: 1 HR: 2	SF: 0 SAC: 0 DP: 2 HBP: 1	WP: 2 PB: 0 SB: 1 CS: 0
PITCHER	IP WLS BF H R ER SO BB IBB HBP BLK WP HR S P ERA WHIP	46 Jon Moscot, R (1,1) ERA: 4.5	29 Brandon Finnegan, L (3,1) ERA: 18.0	52 Tony Cingrani, L (4,1) ERA: 9.0	36 Tony Wood, R (5,1) ERA: 9.0	56 Chris O'Grady, L (6,1) ERA: 18.0	75 Zack Weiss, R (7,1) ERA: 18.0	83 A.J. Morris, R (8,1) ERA: 18.0	73 Drew Hayes, R (9,1) ERA: 18.0	1.0 W 7 2 2 1 1 0 0 0 0 1 1 9 9 4.50 1.000	1.0 H 5 1 0 0 0 0 0 0 0 4 5 0.00 1.000	1.0 4 1 0 0 2 1 0 0 0 0 0 7 11 0.00 2.000	1.0 5 2 1 1 1 0 0 0 0 0 0 7 7 9.00 2.000	1.0 3 0 0 0 2 0 0 0 0 0 0 7 7 0.00 0.000	1.0 3 0 0 0 1 0 0 0 0 0 0 0 0 0 7 7 0.00 0.000	1.0 3 0 0 0 1 0 0 0 0 0 0 0 0 0 10 10 0.00 1.000	1.0 7 0 1 0 1 2 0 0 0 0 1 0 7 15 0.00 2.000	1.0 S 4 1 0 0 3 0 0 0 0 0 0 0 0 10 10 0.00 1.000				

Batter	1	2	3	4	5	6	7	8	9	AB	R	H	RBI	BB	SO	LOB	TOP																			
11 José Ramírez, S OBP: 0.333, SLG: 1.333 1 Michael Martínez, S OBP: 0.333, SLG: 0.333	F8		G5-3		HR		K			3	1	1	1	0	0	0																				
12 Francisco Lindor, S OBP: 0.333, SLG: 0.333 77 Eric Starnes, R OBP: 0.667, SLG: 1.667	K		K		22 G4-6-3 1B			1B		3	0	1	0	0	2	0																				
22 Jason Kipnis, L 78 Erik González, R OBP: 0.333, SLG: 0.333	BB			G4-3	G4-6-3			K		2	0	0	0	1	0	1																				
26 Mike Napoli, R 97 Nellie Rodríguez, R	G5-3			36 E 1B	7 G5-4-3 1B			K		3	1	2	0	0	0	1																				
36 Jesús Aguilar, R OBP: 0.333, SLG: 0.500 30 Tyler Naquin, L OBP: 0.333, SLG: 1.000	F8			E2 33 E 2B			K		K	3	1	1	1	0	1	1																				
7 Collin Cowgill, R 24 Joey Butler, R	K2-3						G5-4-3		BB	3	0	0	0	0	2	2																				
33 Robbie Grossman, S 9 Shane Robinson, R	3B			E4			G5-3		F7	2	0	1	0	0	0	0																				
55 Roberto Pérez, R 30 Anthony Rucker, R OBP: 1.000, SLG: 4.000 81 Jeremy Lucas, R OBP: 0.333, SLG: 1.000	G5-3			G4-3			HR		K	2	0	0	0	0	0	2																				
68 James Ramsey, L 6 Zach Walters, S			G1-3		G4-3		K		G2	2	0	0	0	0	0	0																				
Inning Stats	R: 0 E: 0 K: 1 S: 6	H: 0 LOB: 1 BB: 1 P: 11	R: 0 E: 0 K: 1 S: 6	H: 1 LOB: 1 BB: 0 P: 6	R: 0 E: 0 K: 1 S: 5	H: 0 LOB: 0 BB: 0 P: 5	R: 2 E: 2 K: 1 S: 8	H: 2 LOB: 1 BB: 0 P: 8	R: 1 E: 0 K: 0 S: 5	H: 2 LOB: 0 BB: 0 P: 6	R: 0 E: 0 K: 1 S: 5	H: 1 LOB: 0 BB: 0 P: 5	R: 1 E: 0 K: 2 S: 10	H: 1 LOB: 0 BB: 0 P: 12	R: 0 E: 0 K: 3 S: 10	H: 1 LOB: 1 BB: 0 P: 10	R: 0 E: 0 K: 1 S: 5	H: 0 LOB: 1 BB: 1 P: 9	1B: 4 2B: 1 3B: 1 HR: 2	SF: 0 SAC: 0 DP: 2 HBP: 0	WP: 0 PB: 0 SB: 1 CS: 0	PA: 36														
PITCHER	IP	WLS	BF	H	R	ER	SO	BB	IBB	HBP	BLK	WP	HR	S	P	ERA	WHIP	PITCHER	IP	WLS	BF	H	R	ER	SO	BB	IBB	HBP	BLK	WP	HR	S	P	ERA	WHIP	
55 Robert Stephenson, R ERA: 4.5	2.0		8	1	0	0	2	1	0	0	0	0	0	12	17	0.00	1.000	48 Kyivus Sampson, R ERA: 9.0	1.0		4	1	0	0	3	0	0	0	0	0	0	10	10	0.00	1.000	
84 Cody Reed, L ERA: 9.0	2.0		9	2	2	1	2	0	0	0	0	0	0	13	13	4.50	1.000	53 Carlos Contreras, R ERA: 9.0	1.0		4	0	0	0	1	1	0	0	0	0	0	5	9	0.00	1.000	
70 Jumbo Diaz, R ERA: 9.0	1.0		4	2	1	1	0	0	0	0	0	0	1	5	6	9.00	2.000																			
41 Ryan Mattheus, R ERA: 9.0	1.0		3	1	0	0	1	0	0	0	0	0	0	5	5	0.00	1.000																			
54 Caley Cotham, R ERA: 9.0	1.0		4	1	1	1	2	0	0	0	0	0	0	1	10	12	9.00	1.000																		

Cleveland Indians @ Cincinnati Reds
Goodyear Ballpark, Goodyear, AZ
Wed Mar 02 2016, 3:07 PM - 5:42 PM EST
Att: 2,382 - Sunny - 75 F

AB 34
R 4
H 8
RBI 3
BB 2
SO 11
LOB 13



Batter	1	2	3	4	5	6	7	8	9	AB	R	H	RBI	BB	SO	LOB	BOTTOM																		
6 Billy Hamilton, S 30 Jake Cave, L OBP: 0.500, SLG: 0.667	K2-3			G3		89 G3-1 2B		B1-3	K	2	0	0	0	0	1	0																			
9 José Peraza, R 89 Alex Blandino, R	P3			F8		G3-1		K	F8	2	0	0	0	0	0	0																			
7 Eugenio Suárez, R OBP: 0.667, SLG: 1.200 15 Jordan Pacheco, R	F8			51 1B 2B		G6-3		BB		2	1	1	0	0	0	0																			
51 Brandon Allen, L OBP: 0.333, SLG: 0.333 3 Gavin LaValley, R OBP: 0.500, SLG: 1.000	G4-3			2H 1B			40 F8 85 1B 2B	E5		2	0	1	1	0	0	0																			
33 Yorman Rodríguez, R 69 Juan Duran, R	G4-3			F9			K	G6-3		2	0	0	0	0	0	1																			
43 Scott Schebler, L OBP: 0.500, SLG: 1.333 40 Tyler Holt, R OBP: 0.500, SLG: 0.333	L8				K		F8		85 S E 1B	2	0	0	0	0	1	0																			
76 Jesse Winker, L OBP: 0.250, SLG: 0.500 85 Phillip Ervin, R OBP: 1.000, SLG: 1.000	L9				F8		6 2B 1B	E4	6 1B 1B	2	0	0	0	0	0	0																			
82 Calten Daal, R 6 Blake Trahan, R OBP: 1.000, SLG: 1.500	G1-3				F9		3H 1B		89 DI 1B	2	0	0	0	0	0	0																			
37 Ramón Cabrera, S 88 Joe Hudson, R	F7						K	K	L1	1	0	0	0	0	0	0																			
Inning Stats	R: 0 E: 0 K: 1 S: 5	H: 0 LOB: 0 BB: 0 P: 5	R: 0 E: 0 K: 0 S: 3	H: 0 LOB: 0 BB: 0 P: 3	R: 0 E: 0 K: 0 S: 3	H: 0 LOB: 0 BB: 0 P: 3	R: 1 E: 0 K: 0 S: 5	H: 2 LOB: 1 BB: 0 P: 5	R: 0 E: 0 K: 1 S: 5	H: 0 LOB: 0 BB: 0 P: 5	R: 0 E: 0 K: 1 S: 6	H: 1 LOB: 1 BB: 0 P: 6	R: 2 E: 0 K: 2 S: 10	H: 3 LOB: 1 BB: 0 P: 10	R: 0 E: 1 K: 1 S: 6	H: 0 LOB: 2 BB: 1 P: 10	R: 1 E: 1 K: 1 S: 8	H: 3 LOB: 2 BB: 0 P: 10	1B: 5 2B: 4 3B: 0 HR: 0	SF: 0 SAC: 0 DP: 0 HBP: 0	WP: 0 PB: 0 SB: 1 CS: 0	PA: 38													
PITCHER	IP	WLS	BF	H	R	ER	SO	BB	IBB	HBP	BLK	WP	HR	S	P	ERA	WHIP	PITCHER	IP	WLS	BF	H	R	ER	SO	BB	IBB	HBP	BLK	WP	HR	S	P	ERA	WHIP
56 Cody Anderson, R ERA: 18.0	2.0		6	0	0	0	1	0	0	0	0	0	0	3	3	0.00	0.000	57 Kyle Crockett, L ERA: 18.0	7.1		6	3	2	2	2	0	0	0	10	10	18.00	3.000			
50 Tom Gorzelanny, L ERA: 9.0	1.0		3	0	0	0	0	0	0	0	0	0	0	3	3	0.00	0.000	65 Giovanni Soto, L ERA: 9.0	8.1		5	0	0	0	1	1	0	0	6	10	0.00	1.000			
53 Jeff Manship, R ERA: 9.0	1.0	H	5	2	1	1	0	0	0	0	0	0	0	5	5	9.00	2.000	69 Ryan Merritt, L ERA: 9.0	9.1		6	3	1	1	1	0	0	8	10	9.00	3.000				
62 Joba Chamberlain, R ERA: 9.0	1.0	H	3	0	0	0	1	0	0	0	0	0	0	5	5	0.00	0.000																		
61 Dan Otero, R ERA: 9.0	1.0	H	4	1	0	0	1	0	0	0	0	0	0	6	6	0.00	1.000																		

Cleveland Indians @ Cincinnati Reds
Goodyear Ballpark, Goodyear, AZ
Wed Mar 02 2016, 3:07 PM - 5:42 PM EST
Att: 2,382 - Sunny - 75 F

AB 37
R 4
H 9
RBI 3
BB 1
SO 7
LOB 15



Batter	1	2	3	4	5	6	7	8	9	AB	R	H	RBI	BB	SO	LOB	TOP			
20 Rajai Davis, R OBP: 0.118, SLG: 0.063 24 Joey Butler, R OBP: 0.364, SLG: 0.700										4	0	0	0	0	1	1	Cleveland Indians @ Chicago Cubs Sloan Park, Mesa, AZ Wed Mar 09 2016, 3:09 PM - 6:09 PM EST Att: 14,254 - Sunny - 72 F			
30 Tyler Nasquin, L OBP: 0.474, SLG: 0.722 9 Shane Robinson, R OBP: 0.545, SLG: 0.286										3	0	1	0	1	1	0				
41 Carlos Santana, S OBP: 0.467, SLG: 0.789 36 Jesús Aguilar, R OBP: 0.375, SLG: 0.308										3	0	1	1	0	0	0				
10 Yan Gomes, R OBP: 0.429, SLG: 0.667 45 Adam Moore, R OBP: 0.429, SLG: 0.500										2	1	1	1	1	0	0				
8 Lonnie Chisenhall, L OBP: 0.143, SLG: 0.077 13 Michael Choice, R OBP: 0.545, SLG: 0.889										3	0	0	0	0	1	3				
33 Robbie Grossman, S OBP: 0.283, SLG: 0.353 6 Zach Walters, S OBP: 0.545, SLG: 0.889										2	1	1	0	1	1	0				
39 Gio Urshela, R OBP: 0.400, SLG: 0.929 95 Yandy Diaz, R OBP: 0.545, SLG: 0.889										3	1	1	1	0	0	2				
78 Erik González, R OBP: 0.333, SLG: 0.313 77 Eric Stamets, R OBP: 0.545, SLG: 0.889										3	1	2	0	0	0	1				
1 Michael Martínez, S OBP: 0.385, SLG: 0.615 79 Todd Hankins, R OBP: 0.500, SLG: 0.971										3	0	1	1	0	1	3				
										1B: 5	SF: 0	WP: 1	PA: 40							
Inning Stats	R: 0 E: 0 K: 2 S: 7	H: 0 LOB: 0 BB: 7 P: 7	R: 0 E: 0 K: 2 S: 7	H: 0 LOB: 0 BB: 0 P: 7	R: 2 E: 0 K: 1 S: 9	H: 3 LOB: 3 BB: 2 P: 17	R: 1 E: 0 K: 0 S: 4	H: 2 LOB: 0 BB: 0 P: 5	R: 0 E: 0 K: 0 S: 3	H: 1 LOB: 0 BB: 0 P: 3	R: 0 E: 0 K: 1 S: 5	H: 1 LOB: 0 BB: 0 P: 5	R: 0 E: 0 K: 1 S: 5	H: 1 LOB: 0 BB: 0 P: 5	R: 1 E: 0 K: 0 S: 4	H: 1 LOB: 2 BB: 2 P: 12	1B: 5 2B: 2 3B: 1 HR: 2	SF: 0 SAC: 0 DP: 1 HBP: 0	WP: 1 PB: 0 SB: 1 CS: 1	
PITCHER	IP WLS BF H R ER SO BB IBB HBP BLK WP HR S P ERA WHIP	IP WLS BF H R ER SO BB IBB HBP BLK WP HR S P ERA WHIP	IP WLS BF H R ER SO BB IBB HBP BLK WP HR S P ERA WHIP	IP WLS BF H R ER SO BB IBB HBP BLK WP HR S P ERA WHIP	IP WLS BF H R ER SO BB IBB HBP BLK WP HR S P ERA WHIP	IP WLS BF H R ER SO BB IBB HBP BLK WP HR S P ERA WHIP	IP WLS BF H R ER SO BB IBB HBP BLK WP HR S P ERA WHIP	IP WLS BF H R ER SO BB IBB HBP BLK WP HR S P ERA WHIP	IP WLS BF H R ER SO BB IBB HBP BLK WP HR S P ERA WHIP	IP WLS BF H R ER SO BB IBB HBP BLK WP HR S P ERA WHIP	IP WLS BF H R ER SO BB IBB HBP BLK WP HR S P ERA WHIP	IP WLS BF H R ER SO BB IBB HBP BLK WP HR S P ERA WHIP	IP WLS BF H R ER SO BB IBB HBP BLK WP HR S P ERA WHIP	IP WLS BF H R ER SO BB IBB HBP BLK WP HR S P ERA WHIP	IP WLS BF H R ER SO BB IBB HBP BLK WP HR S P ERA WHIP	IP WLS BF H R ER SO BB IBB HBP BLK WP HR S P ERA WHIP	IP WLS BF H R ER SO BB IBB HBP BLK WP HR S P ERA WHIP	IP WLS BF H R ER SO BB IBB HBP BLK WP HR S P ERA WHIP	IP WLS BF H R ER SO BB IBB HBP BLK WP HR S P ERA WHIP	IP WLS BF H R ER SO BB IBB HBP BLK WP HR S P ERA WHIP
49 Jake Arrieta, R ERA: 0.000	80 Pierce Johnson, R ERA: 9.0	62 Edgar Olmos, L ERA: 3.0	30 Manny Parra, L ERA: 0.000	60 C.J. Riefenhauser, L ERA: 6.0	99 Michael Jensen, R ERA: 6.0	50 Rex Brothers, L ERA: 10.13														

Batter	1	2	3	4	5	6	7	8	9	AB	R	H	RBI	BB	SO	LOB	BOTTOM			
24 Dexter Fowler, S OBP: 0.091, SLG: 0.364 66 Munenori Kawasaki, L OBP: 0.400, SLG: 0.143										3	0	0	0	0	1	1	Cleveland Indians @ Chicago Cubs Sloan Park, Mesa, AZ Wed Mar 09 2016, 3:09 PM - 6:09 PM EST Att: 14,254 - Sunny - 72 F			
22 Jason Heyward, L OBP: 0.200, SLG: 0.444 97 Mark Zagunis, R OBP: 0.545, SLG: 0.889										3	0	0	0	0	2	0				
18 Ben Zobrist, S OBP: 0.200, SLG: 0.111 Ian Happ, S OBP: 0.545, SLG: 0.889										2	0	0	0	0	2	0				
44 Anthony Rizzo, L OBP: 0.182, SLG: 0.455 98 Bijan Rademacher, L OBP: 0.375, SLG: 0.286										3	0	1	0	0	0	0				
47 Miguel Montero, L OBP: 0.600, SLG: 1.200 15 Tim Federowicz, R OBP: 0.375, SLG: 0.286										2	0	0	0	0	0	1				
27 Addison Russell, R OBP: 0.200, SLG: 0.800 19 Kristopher Negrón, R OBP: 0.300, SLG: 0.222										3	0	0	0	0	0	2				
75 Jeimer Candelario, S OBP: 0.273, SLG: 0.500 Matt Clark, L OBP: 0.375, SLG: 0.286										3	1	2	1	0	0	1				
74 Daniel Vogelbach, L OBP: 0.357, SLG: 0.273 82 Taylor Davis, R OBP: 0.545, SLG: 0.889										1	0	0	0	2	1	1				
5 Juan Carlos Pérez, R OBP: 0.154, SLG: 0.167 72 John Andreoli, R OBP: 0.200, SLG: 0.500										2	0	0	0	0	1	4				
										1B: 3	SF: 0	WP: 0	PA: 38							
Inning Stats	R: 0 E: 0 K: 1 S: 5	H: 2 LOB: 3 BB: 1 P: 9	R: 0 E: 0 K: 3 S: 9	H: 0 LOB: 0 BB: 0 P: 9	R: 0 E: 0 K: 0 S: 3	H: 0 LOB: 0 BB: 0 P: 3	R: 1 E: 0 K: 1 S: 5	H: 1 LOB: 0 BB: 1 P: 9	R: 0 E: 0 K: 1 S: 5	H: 0 LOB: 3 BB: 1 P: 9	R: 0 E: 0 K: 2 S: 9	H: 0 LOB: 3 BB: 3 P: 21	R: 0 E: 0 K: 2 S: 9	H: 2 LOB: 1 BB: 0 P: 7	R: 2 E: 1 K: 0 S: 6	H: 2 LOB: 1 BB: 0 P: 7	1B: 3 2B: 1 3B: 0 HR: 2	SF: 0 SAC: 0 DP: 1 HBP: 0	WP: 0 PB: 0 SB: 1 CS: 0	
PITCHER	IP WLS BF H R ER SO BB IBB HBP BLK WP HR S P ERA WHIP	IP WLS BF H R ER SO BB IBB HBP BLK WP HR S P ERA WHIP	IP WLS BF H R ER SO BB IBB HBP BLK WP HR S P ERA WHIP	IP WLS BF H R ER SO BB IBB HBP BLK WP HR S P ERA WHIP	IP WLS BF H R ER SO BB IBB HBP BLK WP HR S P ERA WHIP	IP WLS BF H R ER SO BB IBB HBP BLK WP HR S P ERA WHIP	IP WLS BF H R ER SO BB IBB HBP BLK WP HR S P ERA WHIP	IP WLS BF H R ER SO BB IBB HBP BLK WP HR S P ERA WHIP	IP WLS BF H R ER SO BB IBB HBP BLK WP HR S P ERA WHIP	IP WLS BF H R ER SO BB IBB HBP BLK WP HR S P ERA WHIP	IP WLS BF H R ER SO BB IBB HBP BLK WP HR S P ERA WHIP	IP WLS BF H R ER SO BB IBB HBP BLK WP HR S P ERA WHIP	IP WLS BF H R ER SO BB IBB HBP BLK WP HR S P ERA WHIP	IP WLS BF H R ER SO BB IBB HBP BLK WP HR S P ERA WHIP	IP WLS BF H R ER SO BB IBB HBP BLK WP HR S P ERA WHIP	IP WLS BF H R ER SO BB IBB HBP BLK WP HR S P ERA WHIP	IP WLS BF H R ER SO BB IBB HBP BLK WP HR S P ERA WHIP	IP WLS BF H R ER SO BB IBB HBP BLK WP HR S P ERA WHIP	IP WLS BF H R ER SO BB IBB HBP BLK WP HR S P ERA WHIP	IP WLS BF H R ER SO BB IBB HBP BLK WP HR S P ERA WHIP
28 Corey Kluber, R ERA: 0.000	43 Josh Tomlin, R ERA: 7.2	44 Ross Detwiler, L ERA: 9.0	76 Adam Plutko, R ERA: 6.0	52 Felipe Paulino, R ERA: 2.7	57 Kyle Crockett, L ERA: 4.5															



Batter	1	2	3	4	5	6	7	8	9	AB	R	H	RBI	BB	SO	LOB	TOP															
16 Travis Jankowski, L (1.8) 70 Manuel Margot, R (6.8)	F8		FC6-4						L3	2	0	0	0	1	0	1	San Diego Padres @ Cleveland Indians Goodyear Ballpark, Goodyear, AZ Thu Mar 10 2016, 3:07 PM - 5:45 PM EST Att: 4,133 - Sunny - 82 F															
15 Cory Spangenberg, L (1.4) 83 Ryan Schimpf, L (6.4)	K									2	0	0	0	1	1	3																
4 Wil Myers, R (1.10) 12 Christian Bethancourt, R, PH (7.10)	K									3	0	0	0	0	2	1																
27 Matt Kemp, R (1.9) 73 Jose Pirela, R (6.9)										2	0	0	0	1	0	0																
26 Yangervis Solarte, S (1.5) 58 Rocky Gale, R (7.5)										3	0	0	0	0	0	1																
3 Derek Norris, R (1.2) 11 Erik Kratz, R (7.2)										3	0	1	0	0	1	0																
39 Brett Wallace, L (1.3) 28 Nick Noonan, L (7.3)										3	0	1	0	0	0	1																
32 Jabari Blash, R (1.7) 1 Alex Dickerson, L (7.7)										3	1	1	0	0	2	2																
5 Alexi Amarista, L (1.6) 8 Jemile Weeks, S (6.6)										1	0	0	0	1	0	1																
Inning Stats	R: 0 E: 0 K: 2 S: 7	H: 0 LOB: 0 BB: 0 P: 7	R: 0 E: 0 K: 1 S: 5	H: 0 LOB: 0 BB: 0 P: 5	R: 0 E: 0 K: 1 S: 6	H: 1 LOB: 1 BB: 0 P: 6	R: 0 E: 0 K: 1 S: 4	H: 0 LOB: 1 BB: 2 P: 12	R: 0 E: 0 K: 1 S: 6	H: 1 LOB: 1 BB: 2 P: 14	R: 0 E: 0 K: 0 S: 3	H: 0 LOB: 0 BB: 0 P: 3	R: 4 E: 0 K: 0 S: 7	H: 4 LOB: 1 BB: 1 P: 11	R: 0 E: 0 K: 0 S: 3	H: 0 LOB: 0 BB: 0 P: 3		R: 0 E: 0 K: 1 S: 4	H: 0 LOB: 0 BB: 1 P: 8	1B: 3 2B: 3 3B: 1 HR: 0	SF: 0 SAC: 0 DP: 1 HBP: 0	WP: 0 PB: 0 SB: 0 CS: 1	PA: 37									
PITCHER	IP WLS BF H R ER SO BB IBB HBP BLK WP HR S P ERA WHIP																															
59 Carlos Carrasco, R (1.1) 49 Austin Adams, R (4.1) 62 Joba Chamberlain, R (5.1) 58 T.J. House, L (6.1) 67 Jarrett Grube, R (7.1)	3.0 1.0 1.0 1.2 1.1	W H H H H	10 4 6 10 4	1 0 1 4 0	0 0 0 4 0	0 0 1 0 0	4 2 2 1 0	0 0 0 0 0	0 0 0 0 0	0 0 0 0 0	0 0 0 0 0	0 0 0 0 0	0 0 0 0 0	0 0 0 0 0	0 0 0 0 0	0 0 0 0 0	0 0 0 0 0	0 0 0 0 0	0 0 0 0 0	0 0 0 0 0	0 0 0 0 0	0 0 0 0 0	0 0 0 0 0	0 0 0 0 0	0.00 2.25 3.000 21.60 0.000	0.333 2.000 3.000 3.000 0.000						
69 Ryan Merritt, L (9.1)	1.0	WLS	3	0	0	0	1	0	0	0	0	0	0	0	0	0	0	0	0	0	0	0	0	0	0	0	0	0	0	0	0.00	1.000

Batter	1	2	3	4	5	6	7	8	9	AB	R	H	RBI	BB	SO	LOB	BOTTOM									
22 Jason Kipnis, L (1.10) 13 Michael Choice, R (7, PH) (8.10)	G1-3									3	1	2	1	0	0	0	San Diego Padres @ Cleveland Indians Goodyear Ballpark, Goodyear, AZ Thu Mar 10 2016, 3:07 PM - 5:45 PM EST Att: 4,133 - Sunny - 82 F									
11 José Ramírez, S (1.4) 79 Todd Hankins, R (8.4)	K									4	2	2	2	0	1	1										
12 Francisco Lindor, S (1.6) 77 Eric Stamets, R (8.6)	F8									4	0	1	2	0	0	1										
26 Mike Napoli, R (1.3) 36 Jesús Aguilar, R (7.3)	K									3	0	1	1	0	1	0										
4 Juan Uribe, R (1.5) 1 Michael Martínez, S (6.5)										3	1	2	0	0	0	1										
38 Will Venable, L (1.8) 68 James Ramsey, L (7.7)										1	0	0	0	0	1	1										
24 Joey Butler, R (1.7) 9 Shane Robinson, R (6.7) (7.8)										1	1	0	0	1	1	2										
7 Collin Cowgill, R (1.9) 6 Zach Walters, S (6.9)										2	1	2	0	0	0	0										
55 Roberto Pérez, R (1.2) 81 Jeremy Lucas, R (8.2)										2	2	0	0	1	0	2										
Inning Stats	R: 0 E: 0 K: 1 S: 5	H: 3 LOB: 1 BB: 0 P: 10	R: 2 E: 0 K: 2 S: 10	H: 3 LOB: 0 BB: 0 P: 10	R: 0 E: 0 K: 0 S: 3	H: 1 LOB: 0 BB: 0 P: 3	R: 0 E: 0 K: 1 S: 5	H: 1 LOB: 1 BB: 0 P: 5	R: 4 E: 0 K: 1 S: 9	H: 3 LOB: 1 BB: 1 P: 15	R: 0 E: 0 K: 1 S: 5	H: 1 LOB: 0 BB: 0 P: 5	R: 2 E: 0 K: 2 S: 9	H: 2 LOB: 1 BB: 1 P: 13	R: 1 E: 0 K: 2 S: 9	H: 1 LOB: 0 BB: 0 P: 9		1B: 7 2B: 6 3B: 0 HR: 0	SF: 1 SAC: 0 DP: 3 HBP: 0	WP: 1 PB: 0 SB: 2 CS: 1	PA: 36					
PITCHER	IP WLS BF H R ER SO BB IBB HBP BLK WP HR S P ERA WHIP																									
38 Tyson Ross, R (1.1) 75 César Vargas, R (4.1) 60 Frank Garces, L (6.1) 43 Jon Edwards, R (7.1) 40 Ryan Buchter, L (8.1)	3.0 2.0 1.0 1.0 1.0	L	12 11 3 6 4	4 4 1 2 1	2 4 0 2 1	2 2 0 2 0	2 2 1 2 0	0 1 0 0 0	0 0 0 0 0	0 0 0 0 0	0 0 0 0 0	0 0 0 0 0	0 0 0 0 0	0 0 0 0 0	0 0 0 0 0	0 0 0 0 0	0 0 0 0 0	0 0 0 0 0	0 0 0 0 0	0 0 0 0 0	0 0 0 0 0	0 0 0 0 0	0 0 0 0 0	0 0 0 0 0	6.00 9.00 0.00 18.00 9.00	1.333 2.500 1.000 3.000 1.000

Batter	1	2	3	4	5	6	7	8	9	AB R H RBI BB SO LOB	TOP	
20 Rajai Davis, R OBP: 0.100, SLG: 0.053 33 Robbie Grossman, S OBP: 0.300, SLG: 0.389										3 0 0 0 0 2 0 1 0 1 0 0 0 0	Cleveland Indians @ Colorado Rockies Salt River Fields at Talking Stick, Scottsdale, AZ Fri Mar 11 2016, 3:12 PM - 5:54 PM EST Att: 9,219 - Cloudy - 78 F livebaseballscorecards.com AB 29 R 1 H 3 RBI 1 BB 1 SO 9 LOB 4 	
22 Jason Kipnis, L OBP: 0.283, SLG: 0.235 78 Erik González, R OBP: 0.316, SLG: 0.294										3 0 0 0 0 1 0 1 0 0 0 0 0 1		
12 Francisco Lindor, S OBP: 0.429, SLG: 0.294 77 Eric Starnes, R OBP: 0.500, SLG: 0.800										3 0 0 0 0 2 0 1 0 0 0 0 1 1		
41 Carlos Santana, S OBP: 0.389, SLG: 0.625 81 Jeremy Lucas, R OBP: 0.250, SLG: 0.250										3 0 0 0 0 0 0 0 0 0 0 0 0 0		
26 Mike Napoli, R OBP: 0.421, SLG: 0.529										2 1 0 0 1 1 0		
10 Yan Gomes, R OBP: 0.375, SLG: 0.571 45 Adam Moore, R OBP: 0.500, SLG: 0.714										2 0 0 0 0 0 0 1 0 1 0 0 0 0		
30 Tyler Naquin, L OBP: 0.125, SLG: 0.067 6 Zach Walters, S OBP: 0.071, SLG: 0.077										2 0 0 0 0 2 0 1 0 1 1 0 0 0		
8 Lonnie Chisenhall, L ERA: 5.0 9 Shane Robinson, R OBP: 0.571, SLG: 0.500										2 0 0 0 0 0 0 1 0 0 0 0 0 2		
39 Gio Urshela, R OBP: 0.353, SLG: 0.813 79 Todd Hankins, R OBP: 0.444, SLG: 0.500										2 0 0 0 0 0 0 1 0 0 0 0 0 0		
Inning Stats	R: 0 H: 0 E: 0 LOB: 0 K: 2 BB: 0 S: 8 P: 14	R: 0 H: 0 E: 0 LOB: 0 K: 0 BB: 0 S: 7 P: 9	R: 0 H: 0 E: 0 LOB: 0 K: 1 BB: 0 S: 6 P: 8	R: 0 H: 0 E: 0 LOB: 0 K: 2 BB: 0 S: 9 P: 15	R: 0 H: 0 E: 0 LOB: 0 K: 1 BB: 0 S: 5 P: 6	R: 0 H: 0 E: 0 LOB: 0 K: 1 BB: 0 S: 9 P: 13	R: 0 H: 0 E: 0 LOB: 0 K: 1 BB: 0 S: 8 P: 10	R: 1 H: 2 E: 0 LOB: 1 K: 0 BB: 1 S: 22 P: 34	R: 0 H: 1 E: 0 LOB: 1 K: 1 BB: 0 S: 11 P: 17	1B: 2 SF: 0 2B: 1 SAC: 0 3B: 0 DP: 1 HR: 0 HBP: 0		WP: 0 PA: 30 PB: 0 SB: 0 CS: 0
PITCHER	IP WLS BF H R ER SO BB IBB HBP BLK WP HR S P ERA WHIP	IP WLS BF H R ER SO BB IBB HBP BLK WP HR S P ERA WHIP	IP WLS BF H R ER SO BB IBB HBP BLK WP HR S P ERA WHIP	IP WLS BF H R ER SO BB IBB HBP BLK WP HR S P ERA WHIP	IP WLS BF H R ER SO BB IBB HBP BLK WP HR S P ERA WHIP	IP WLS BF H R ER SO BB IBB HBP BLK WP HR S P ERA WHIP	IP WLS BF H R ER SO BB IBB HBP BLK WP HR S P ERA WHIP	IP WLS BF H R ER SO BB IBB HBP BLK WP HR S P ERA WHIP	IP WLS BF H R ER SO BB IBB HBP BLK WP HR S P ERA WHIP	IP WLS BF H R ER SO BB IBB HBP BLK WP HR S P ERA WHIP	IP WLS BF H R ER SO BB IBB HBP BLK WP HR S P ERA WHIP	IP WLS BF H R ER SO BB IBB HBP BLK WP HR S P ERA WHIP
35 Chad Bettis, R ERA: 4.1 30 Jason Motte, R ERA: 5.0 46 Miguel Castro, R ERA: 7.1 45 Scott Oberg, R ERA: 2.7	3.0 W 9 0 0 0 3 0 0 0 0 0 0 0 21 31 0.00 0.000	2.0 H 6 0 0 0 3 0 0 0 0 0 0 0 14 21 0.00 0.000	1.0 H 3 0 0 0 1 0 0 0 0 0 0 0 9 13 0.00 0.000	1.0 H 3 0 0 0 1 0 0 0 0 0 0 0 8 10 0.00 0.000	0.1 4 2 1 1 0 1 0 0 0 0 0 0 19 30 27.00 9.000	0.2 1 0 0 0 0 0 0 0 0 0 0 0 0 0 0.00 0.000	1.0 4 1 0 0 1 0 0 0 0 0 0 0 0 0 0.00 1.000					

Batter	1	2	3	4	5	6	7	8	9	AB R H RBI BB SO LOB	BOTTOM	
19 Charlie Blackmon, L OBP: 0.450, SLG: 0.333 14 Tony Wolters, L OBP: 0.444, SLG: 0.500										3 0 1 1 0 0 1 2 1 1 0 0 0 0	Cleveland Indians @ Colorado Rockies Salt River Fields at Talking Stick, Scottsdale, AZ Fri Mar 11 2016, 3:12 PM - 5:54 PM EST Att: 9,219 - Cloudy - 78 F livebaseballscorecards.com AB 36 R 6 H 11 RBI 6 BB 1 SO 5 LOB 18 	
18 Christian Adams, S OBP: 0.278, SLG: 0.593 91 Joey Wong, L										3 0 0 0 0 1 2 2 0 0 0 0 1 1		
12 Mark Reynolds, R OBP: 0.444, SLG: 0.750 72 Ryan Casteel, R OBP: 0.250, SLG: 0.182										2 0 0 0 1 0 1 1 1 1 1 0 0 0		
4 Nick Hundley, R OBP: 0.214, SLG: 0.231 68 Raimel Tapia, L OBP: 0.438, SLG: 0.533										3 0 1 0 0 0 3 1 0 0 0 0 0 1		
6 Ryan Raburn, R OBP: 0.333, SLG: 0.200 80 Mike Tauchman, L OBP: 0.462, SLG: 0.545										2 1 1 0 0 0 0 2 1 1 1 0 0 1		
23 Tom Murphy, R OBP: 0.143, SLG: 0.308										4 1 1 2 0 0 2		
1 Brandon Barnes, R OBP: 0.263, SLG: 0.278 16 Kyle Parker, R OBP: 0.357, SLG: 0.308										3 0 2 1 0 1 0 1 0 0 0 0 0 0		
3 Daniel Descalso, L OBP: 0.250, SLG: 0.267 Alex Castellanos, R										2 1 1 0 0 0 1 1 0 0 0 0 1 1		
43 Rafael Ynoa, S OBP: 0.294, SLG: 0.154 90 Pat Valaika, R										3 0 1 0 0 1 4 1 0 0 0 0 0 0		
Inning Stats	R: 0 H: 1 E: 0 LOB: 1 K: 0 BB: 0 S: 7 P: 12	R: 0 H: 0 E: 0 LOB: 0 K: 1 BB: 0 S: 11 P: 17	R: 1 H: 2 E: 0 LOB: 2 K: 1 BB: 1 S: 13 P: 19	R: 1 H: 2 E: 0 LOB: 1 K: 1 BB: 0 S: 9 P: 12	R: 0 H: 0 E: 0 LOB: 0 K: 0 BB: 0 S: 12 P: 16	R: 0 H: 2 E: 0 LOB: 3 K: 0 BB: 0 S: 13 P: 23	R: 4 H: 4 E: 1 LOB: 1 K: 1 BB: 0 S: 21 P: 30	R: 0 H: 0 E: 0 LOB: 0 K: 1 BB: 0 S: 10 P: 17	1B: 9 SF: 0 2B: 1 SAC: 0 3B: 0 DP: 0 HR: 1 HBP: 1	WP: 0 PA: 38 PB: 0 SB: 1 CS: 0		
PITCHER	IP WLS BF H R ER SO BB IBB HBP BLK WP HR S P ERA WHIP	IP WLS BF H R ER SO BB IBB HBP BLK WP HR S P ERA WHIP	IP WLS BF H R ER SO BB IBB HBP BLK WP HR S P ERA WHIP	IP WLS BF H R ER SO BB IBB HBP BLK WP HR S P ERA WHIP	IP WLS BF H R ER SO BB IBB HBP BLK WP HR S P ERA WHIP	IP WLS BF H R ER SO BB IBB HBP BLK WP HR S P ERA WHIP	IP WLS BF H R ER SO BB IBB HBP BLK WP HR S P ERA WHIP	IP WLS BF H R ER SO BB IBB HBP BLK WP HR S P ERA WHIP	IP WLS BF H R ER SO BB IBB HBP BLK WP HR S P ERA WHIP	IP WLS BF H R ER SO BB IBB HBP BLK WP HR S P ERA WHIP	IP WLS BF H R ER SO BB IBB HBP BLK WP HR S P ERA WHIP	
56 Cody Anderson, R ERA: 4.5 61 Dan Otero, R ERA: 2.5 50 Tom Gorzelanny, L ERA: 37 Cody Allen, R ERA: 19.5 53 Jeff Manship, R ERA: 6.75	4.0 L 18 5 2 2 3 0 0 0 0 0 0 0 12 16 0.00 0.000	1.0 3 0 0 0 0 0 0 0 0 0 0 0 0 0 0.00 0.000	1.0 6 2 0 0 0 0 0 0 1 0 0 0 0 0 0.00 2.000	0.2 6 4 4 4 0 0 0 0 0 0 0 1 17 23 54.00 6.000	0.2 3 0 0 0 1 0 0 0 0 0 0 0 6 10 0.00 0.000	0.2 2 1 0 0 0 0 0 0 0 0 0 0 0 0 0.00 0.000	0.2 2 1 0 0 0 0 0 0 0 0 0 0 0 0 0.00 0.000					

Batter	1	2	3	4	5	6	7	8	9	AB	R	H	RBI	BB	SO	LOB	TOP							
11 José Ramírez, S (1.4) OBP: 0.379, SLG: 0.630 94 Tyler Krieger, S (6.4)	1-3 SAFE K	0-1 1B		3-3 K		1-1 G6-3	0-0 L6		1-3 K	4	0	1	0	0	2	1	Cleveland Indians @ Kansas City Royals Surprise Stadium, Surprise, AZ Sun Mar 13 2016, 4:06 PM - 7:06 PM EDT Att: 8,715 - Partly Cloudy - 75 F							
30 Tyler Naquin, L (1.8) OBP: 0.440, SLG: 0.667 96 Bradley Zimmer, L (7.8)	1-1 36 1B	1-3 K				1-1 2B	0-1 F7	3-3 K	2-2 1B	4	1	2	0	0	1	2								
8 Lonnie Chisenhall, L (1.9) OBP: 0.375, SLG: 0.653 91 Clint Frazier, R (7.9)	1-3 K			1-0 G3		2-3 K	2-3 K	0-3 K	1-1 L6	4	0	0	0	0	3	2								
41 Carlos Santana, S (1.3) OBP: 0.455, SLG: 0.684 97 Bobby Bradley, L (7.3)	4-1 36 1B			0-1 F9		3-2 33 FC6-4		4-2 BB		3	1	2	0	1	0	0								
36 Jesús Aguilar, R (1.10) OBP: 0.346, SLG: 0.478	1-1 1B			0-2 G6-3		1-3 K		2-1 BB		5	1	2	2	0	1	3								
33 Robbie Grossman, S (1.7) OBP: 0.333, SLG: 0.348 92 Luke Wakamatsu, S (7.6)	2-0 F8			4-2 39 HR		1-2 FC6-4		1-2 E6	0-1 G3	3	2	1	0	1	0	4								
39 Gio Urshela, R (1.5) OBP: 0.375, SLG: 0.870 95 Yandy Díaz, R (7.5)		2-3 K		0-0 HR		1-0 G1-3	0-1 55 HR	2-2 90 WP	2-2 63 1B	4	2	2	2	0	1	0								
55 Roberto Pérez, R (1.2) OBP: 0.300, SLG: 0.659 63 Guillermo Quiroz, R (8.2)		3-2 G5-3		1-0 L3		2-1 3B	2-1 HR	0-0 96 1B	1-2 90 WP	4	1	2	3	0	0	0								
77 Eric Stamets, R (1.6) OBP: 0.500, SLG: 0.714 90 Silento Sayles, R (7.7)	0-2 1B			0-3 K		2-3 K	0-2 1B	4-2 96 1B	1-2 2-3 BB	4	0	2	0	0	2	1								
Inning Stats	R: 1 E: 0 K: 2 S: 12	H: 2 LOB: 2 BB: 1 P: 22	R: 0 E: 0 K: 2 S: 14	H: 2 LOB: 2 BB: 0 P: 20	R: 0 E: 0 K: 0 S: 6	H: 0 LOB: 0 BB: 0 P: 7	R: 2 E: 0 K: 2 S: 12	H: 1 LOB: 1 BB: 1 P: 20	R: 0 E: 0 K: 1 S: 8	H: 2 LOB: 2 BB: 0 P: 25	R: 5 E: 1 K: 1 S: 20	H: 6 LOB: 1 BB: 0 P: 25	R: 0 E: 0 K: 2 S: 10	H: 0 LOB: 1 BB: 1 P: 19	R: 1 E: 0 K: 1 S: 18	H: 3 LOB: 3 BB: 1 P: 28		1B: 11 2B: 3 HR: 2	SF: 0 SAC: 0 HBP: 0	WP: 1 PB: 0 SB: 1 CS: 0	PA: 48			
PITCHER	IP WLS BF H R ER SO BB IBB HBP BLK WP HR S P ERA WHIP	36 Edinson Volquez, R (1.1) ERA: 4.15	52 Brian Duensing, L (5.1) ERA: 3.6	44 Luke Hochevar, R (6.1) ERA: 13.5	33 Brian Flynn, L (7.1) ERA: 10.9	49 Ross Ohlendorf, R (8.1) ERA: 10.9	50 Miguel Almonte, R (9.1) ERA: 3.0	IP WLS BF H R ER SO BB IBB HBP BLK WP HR S P ERA WHIP	50 Miguel Almonte, R (9.1) ERA: 3.0	IP WLS BF H R ER SO BB IBB HBP BLK WP HR S P ERA WHIP	50 Miguel Almonte, R (9.1) ERA: 3.0	IP WLS BF H R ER SO BB IBB HBP BLK WP HR S P ERA WHIP	50 Miguel Almonte, R (9.1) ERA: 3.0	IP WLS BF H R ER SO BB IBB HBP BLK WP HR S P ERA WHIP	50 Miguel Almonte, R (9.1) ERA: 3.0	IP WLS BF H R ER SO BB IBB HBP BLK WP HR S P ERA WHIP	1B: 11 2B: 3 HR: 2	SF: 0 SAC: 0 HBP: 0	WP: 1 PB: 0 SB: 1 CS: 0	PA: 48				
Batter	1	2	3	4	5	6	7	8	9	AB	R	H	RBI	BB	SO	LOB	BOTTOM							
2 Alcides Escobar, R (1.6) OBP: 0.133, SLG: 0.143 61 Orlando Calixte, R (6.6)	0-3 K	0-1 E5		0-1 G6-4-3			1-1 SF9		0-0 1B	3	0	0	0	0	1	2	Cleveland Indians @ Kansas City Royals Surprise Stadium, Surprise, AZ Sun Mar 13 2016, 4:06 PM - 7:06 PM EDT Att: 8,715 - Partly Cloudy - 75 F							
4 Alex Gordon, L (1.7) OBP: 0.455, SLG: 0.700 38 Jorge Bonifacio, R (6.7)	0-0 HR	1-2 L5		2-2 F7			0-0 F8		0-1 L8	3	1	1	1	0	0	2								
35 Eric Hosmer, L (1.3) OBP: 0.499, SLG: 0.647 86 Balbino Fuenmayor, R (6.3)	4-0 16 BB	0-1 G6-3				2-2 G6-3		1-3 K	1-1 G5-3	2	0	0	1	1	0	1								
25 Kendrys Morales, S (1.10) OBP: 0.261, SLG: 0.273 26 Brett Eibner, R (8. PH) (9.10)	0-3 K	0-3 K				2-0 G4-3				3	0	0	0	0	2	2								
13 Salvador Perez, R (1.2) OBP: 0.208, SLG: 0.136 7 Tony Cruz, R (7.2)	0-1 16 BB			1-2 1B		0-3 K		0-3 K		3	0	2	0	0	1	0								
16 Paulo Orlando, R (1.8) OBP: 0.318, SLG: 0.476 34 Rey Fuentes, L (6.8)	4-1 1B			0-2 F8		2-1 L8		1-1 2B		1	0	0	0	1	0	1								
60 Hunter Dozier, R (1.5) OBP: 0.389, SLG: 0.533	3-2 P6			0-3 K		3-3 K		4-2 74 FC6-4		3	0	0	0	1	2	4								
15 Travis Snider, L (1.9) OBP: 0.222, SLG: 0.176 74 José Martínez, R (7.9)		3-1 14 2B		2-3 K		2-0 G4-3		0-0 FC6-4	1-2 1B	3	1	1	0	0	1	1								
14 Omar Infante, R (1.4) OBP: 0.250, SLG: 0.273 65 Whit Merrifield, R (6.4)		3-0 35 2B		2-1 2 G6-4-3			0-1 61 SF9		0-1 L9	2	1	2	0	0	0	0								
Inning Stats	R: 1 E: 0 K: 2 S: 13	H: 2 LOB: 3 BB: 2 P: 24	R: 2 E: 1 K: 1 S: 15	H: 2 LOB: 1 BB: 0 P: 22	R: 0 E: 0 K: 2 S: 16	H: 1 LOB: 1 BB: 0 P: 19	R: 0 E: 0 K: 0 S: 8	H: 1 LOB: 0 BB: 0 P: 12	R: 0 E: 0 K: 1 S: 7	H: 0 LOB: 0 BB: 0 P: 11	R: 0 E: 0 K: 1 S: 6	H: 0 LOB: 0 BB: 0 P: 13	R: 1 E: 0 K: 1 S: 8	H: 1 LOB: 0 BB: 0 P: 10	R: 0 E: 0 K: 2 S: 11	H: 1 LOB: 2 BB: 1 P: 16		R: 0 E: 0 K: 0 S: 7	H: 1 LOB: 1 BB: 0 P: 8	1B: 5 2B: 2 3B: 1 HR: 1	SF: 1 SAC: 0 DP: 1 HBP: 0	WP: 0 PB: 0 SB: 0 CS: 0	PA: 39	
PITCHER	IP WLS BF H R ER SO BB IBB HBP BLK WP HR S P ERA WHIP	73 Mike Clevinger, R (1.1) ERA: 1.5	49 Austin Adams, R (3.1) ERA: 1.5	47 Trevor Bauer, R (4.1) ERA: 4.0	57 Kyle Crockett, L (8.1) ERA: 3.6	69 Ryan Merritt, L (9.1) ERA: 6.0	PITCHER	IP WLS BF H R ER SO BB IBB HBP BLK WP HR S P ERA WHIP	73 Mike Clevinger, R (1.1) ERA: 1.5	49 Austin Adams, R (3.1) ERA: 1.5	47 Trevor Bauer, R (4.1) ERA: 4.0	57 Kyle Crockett, L (8.1) ERA: 3.6	69 Ryan Merritt, L (9.1) ERA: 6.0	IP WLS BF H R ER SO BB IBB HBP BLK WP HR S P ERA WHIP	73 Mike Clevinger, R (1.1) ERA: 1.5	49 Austin Adams, R (3.1) ERA: 1.5	47 Trevor Bauer, R (4.1) ERA: 4.0	57 Kyle Crockett, L (8.1) ERA: 3.6	69 Ryan Merritt, L (9.1) ERA: 6.0	IP WLS BF H R ER SO BB IBB HBP BLK WP HR S P ERA WHIP	1B: 5 2B: 2 3B: 1 HR: 1	SF: 1 SAC: 0 DP: 1 HBP: 0	WP: 0 PB: 0 SB: 0 CS: 0	PA: 39

Batter	1	2	3	4	5	6	7	8	9	AB	R	H	RBI	BB	SO	LOB	TOP					
23 Keon Broxton, R OBP: 0.391, SLG: 0.316 25 Michael Reed, R OBP: 0.300, SLG: 0.444										3	0	0	0	0	2	1	Milwaukee Brewers @ Cleveland Indians Goodyear Ballpark, Goodyear, AZ Sun Mar 13 2016, 4:09 PM - 6:43 PM EDT Att: 5,132 - Sunny - 72 F					
20 Jonathan Lucroy, R OBP: 0.350, SLG: 0.421 7 Colin Walsh, S OBP: 0.409, SLG: 0.313										3	1	1	0	0	0	1						
9 Aaron Hill, R OBP: 0.250, SLG: 0.294 90 Nate Orf, R OBP: 0.500, SLG: 0.750										3	0	0	0	0	0	1						
10 Kirk Nieuwenhuis, L OBP: 0.250, SLG: 0.316 7 Alex Presley, L OBP: 0.353, SLG: 0.688										2	1	1	2	1	0	0						
79 Rymer Liriano, R OBP: 0.300, SLG: 0.353 35 Shane Peterson, L OBP: 0.263, SLG: 0.313										3	0	0	0	0	2	1						
64 Andy Wilkins, L OBP: 0.412, SLG: 0.800 18 Ramón Flores, L OBP: 0.333, SLG: 0.313										2	0	1	0	1	0	1						
5 Jonathan Villar, S OBP: 0.263, SLG: 0.421 72 Orlando Arcia, R OBP: 0.211, SLG: 0.421										2	1	0	0	1	1	2						
12 Martín Maldonado, R OBP: 0.263, SLG: 0.421 92 Jacob Nottingham, R OBP: 0.500, SLG: 0.714										3	0	1	0	0	1	2						
29 Yadiel Rivera, R OBP: 0.333, SLG: 0.810 14 Hernán Pérez, R OBP: 0.313, SLG: 0.563										3	1	1	1	0	1	2						
Inning Stats	R: 2 E: 0 K: 2 S: 10	H: 2 LOB: 0 BB: 0 P: 12	R: 0 E: 0 K: 2 S: 8	H: 1 LOB: 1 BB: 0 P: 8	R: 0 E: 0 K: 0 S: 3	H: 0 LOB: 0 BB: 0 P: 3	R: 0 E: 0 K: 0 S: 3	H: 0 LOB: 1 BB: 1 P: 7	R: 0 E: 0 K: 1 S: 5	H: 0 LOB: 1 BB: 1 P: 9	R: 3 E: 0 K: 2 S: 9	H: 2 LOB: 3 BB: 4 P: 26	R: 0 E: 0 K: 1 S: 5	H: 0 LOB: 0 BB: 0 P: 5	R: 0 E: 0 K: 1 S: 6	H: 1 LOB: 1 BB: 0 P: 7		1B: 3 2B: 2 3B: 1 HR: 1	SF: 0 SAC: 0 DP: 0 HBP: 0	WP: 0 PB: 0 CS: 2	PA: 40	
PITCHER	IP WLS BF H R ER SO BB IBB HBP BLK WP HR S P ERA WHIP																					
43 Josh Tomlin, R ERA: 6.75 27 Bryan Shaw, R ERA: 16.88 62 Joba Chamberlain, R ERA: 6.75 80 Will Roberts, R ERA: 15.43 76 Adam Plutko, R ERA: 3.98	3.0 1.0 1.0 1.1 1.2	12 4 4 10 6	2 0 1 2 0	2 0 0 3 0	2 0 0 3 0	0 0 0 0 0	0 1 0 0 0	0 0 0 0 0	0 0 0 0 0	0 0 0 0 0	0 0 0 0 0	0 0 0 0 0	0 0 0 0 0	0 0 0 0 0	0 0 0 0 0	0 0 0 0 0		0 0 0 0 0	0 0 0 0 0	0 0 0 0 0	0.00 0.00 0.00 20.25 0.00	1.000 1.000 1.000 4.500 0.600
67 Jarrett Grube, R ERA:	1.0	4	1	0	0	0	0	0	0	0	0	0	0	0	0	0	0	0	0	0	0.00	1.000

Batter	1	2	3	4	5	6	7	8	9	AB	R	H	RBI	BB	SO	LOB	BOTTOM				
20 Rajai Davis, R OBP: 0.087, SLG: 0.045 6 Zach Walters, S OBP: 0.067, SLG: 0.071										3	0	0	0	0	0	0	Milwaukee Brewers @ Cleveland Indians Goodyear Ballpark, Goodyear, AZ Sun Mar 13 2016, 4:09 PM - 6:43 PM EDT Att: 5,132 - Sunny - 72 F				
22 Jason Kipnis, L OBP: 0.281, SLG: 0.238 79 Todd Hankins, R OBP: 0.444, SLG: 0.500										4	1	1	0	0	0	0					
12 Francisco Lindor, S OBP: 0.292, SLG: 0.296										4	1	1	0	0	0	0					
26 Mike Napoli, R OBP: 0.455, SLG: 0.700 81 Jeremy Lucas, R OBP: 0.200, SLG: 0.200										3	1	2	3	0	1	0					
10 Yan Gomes, R OBP: 0.368, SLG: 0.706 45 Adam Moore, R OBP: 0.350, SLG: 0.750 78 Erik González, R OBP: 0.273, SLG: 0.250										3	1	1	1	0	0	1					
38 Will Venable, L OBP: 0.311, SLG: 0.059 88 Mike Papi, L										3	0	0	0	0	0	0					
7 Collin Cowgill, R OBP: 0.136, SLG: 0.286										3	0	0	0	0	1	0					
9 Shane Robinson, R OBP: 0.471, SLG: 0.385										0	0	0	0	0	0	0					
24 Joey Butler, R OBP: 0.353, SLG: 0.500 68 James Ramsey, L OBP: 0.150, SLG: 0.158										3	0	0	0	0	0	0					
1 Michael Martínez, S OBP: 0.278, SLG: 0.444 91 Ronny Rodríguez, R										3	0	0	0	0	1	0					
Inning Stats	R: 4 E: 1 K: 0 S: 7	H: 4 LOB: 0 BB: 0 P: 7	R: 0 E: 0 K: 1 S: 5	H: 0 LOB: 0 BB: 0 P: 5	R: 0 E: 0 K: 0 S: 4	H: 1 LOB: 1 BB: 0 P: 4	R: 0 E: 0 K: 1 S: 5	H: 0 LOB: 0 BB: 0 P: 5	R: 0 E: 0 K: 0 S: 3	H: 0 LOB: 0 BB: 0 P: 3	R: 0 E: 0 K: 0 S: 3	H: 0 LOB: 0 BB: 0 P: 3	R: 0 E: 0 K: 2 S: 8	H: 1 LOB: 1 BB: 0 P: 8	R: 0 E: 0 K: 2 S: 8	H: 0 LOB: 0 BB: 0 P: 8		1B: 4 2B: 0 3B: 0 HR: 2	SF: 0 SAC: 0 DP: 0 HBP: 0	WP: 0 PB: 0 CS: 0	PA: 33
PITCHER	IP WLS BF H R ER SO BB IBB HBP BLK WP HR S P ERA WHIP																				
57 Chase Anderson, R ERA: 14.85 27 Zach Davies, R ERA: 1.5 54 Michael Blazek, R ERA: 30.86 48 Blaine Boyer, R ERA: 4.15 28 Jorge López, R ERA: 3.6	3.0 1.0 1.0 1.0 1.0	14 9 3 3 4	5 0 0 0 1	4 0 0 0 0	4 0 0 0 0	4 0 0 0 0	0 0 0 0 0	0 0 0 0 0	0 0 0 0 0	0 0 0 0 0	0 0 0 0 0	0 0 0 0 0	0 0 0 0 0	0 0 0 0 0	0 0 0 0 0	0 0 0 0 0	0 0 0 0 0	0 0 0 0 0	0 0 0 0 0	12.00 0.000 0.000 0.000 1.000	

AB	34
R	5
H	7
RBI	5
BB	6
SO	11
LOB	20



Batter	1	2	3	4	5	6	7	8	9	AB	R	H	RBI	BB	SO	LOB	TOP				
20 Rajai Davis, R OBP: 0.185, SLG: 0.154 88 Jodd Carter, R										4	0	3	0	0	0	0					
9 Shane Robinson, R OBP: 0.435, SLG: 0.421										5	1	2	0	0	0	5					
41 Carlos Santana, S OBP: 0.329, SLG: 0.600 36 Jesús Aguilar, R OBP: 0.321, SLG: 0.440										3	0	1	0	0	0	2					
24 Joey Butler, R OBP: 0.333, SLG: 0.444 33 Robbie Grossman, R OBP: 0.357, SLG: 0.375										3	0	0	0	0	1	2					
55 Roberto Pérez, R OBP: 0.261, SLG: 0.476 63 Guillermo Quiroz, R OBP: 0.250, SLG: 0.250										3	0	0	0	0	3	1					
7 Collin Cowgill, R OBP: 0.148, SLG: 0.240 89 Yhoxian Medina, R OBP: 1.000, SLG: 1.000										3	0	0	0	0	0	1					
39 Gio Urshela, R OBP: 0.302, SLG: 0.603 1 Michael Martínez, S OBP: 0.333, SLG: 0.667										1	1	1	1	0	0	0					
78 Erik González, R OBP: 0.231, SLG: 0.208 77 Eric Stamets, R OBP: 0.471, SLG: 0.667										3	0	0	0	0	2	1					
79 Todd Hankins, R OBP: 0.333, SLG: 0.364 68 James Ramsey, L OBP: 0.143, SLG: 0.150 91 Ronny Rodríguez, R OBP: 0.444, SLG: 0.444										2	0	0	0	0	1	1					
Inning Stats	R: 0 E: 0 K: 0 S: 7	H: 2 LOB: 1 BB: 0 P: 9	R: 1 E: 0 K: 2 S: 8	H: 1 LOB: 0 BB: 0 P: 15	R: 0 E: 0 K: 0 S: 5	H: 1 LOB: 0 BB: 0 P: 9	R: 0 E: 0 K: 2 S: 12	H: 1 LOB: 1 BB: 0 P: 15	R: 0 E: 0 K: 1 S: 11	H: 0 LOB: 0 BB: 0 P: 11	R: 1 E: 0 K: 1 S: 10	H: 1 LOB: 0 BB: 0 P: 18	R: 1 E: 0 K: 1 S: 10	H: 2 LOB: 1 BB: 0 P: 18	R: 1 E: 1 K: 0 S: 13	H: 2 LOB: 2 BB: 0 P: 20	1B: 7 2B: 2 3B: 0 HR: 2	SF: 0 SAC: 0 DP: 2 HBP: 1	WP: 0 PB: 0 SB: 1 CS: 0	PA: 38	
PITCHER	IP WLS BF H R ER SO BB IBB HBP BLK WP HR S P ERA WHIP	4.0 W 15 5 1 1 4 0 0 0 0 0 1 32 48 2.25 1.250	3.2 H 15 3 2 2 4 0 0 1 0 0 1 35 57 4.91 0.818	0.1 H 2 1 0 0 1 0 0 0 0 0 0 4 7 0.00 3.000	1.0 S 6 2 1 1 0 0 0 0 0 0 0 13 20 9.00 2.000																

Cleveland Indians @ Texas Rangers
 Surprise Stadium, Surprise, AZ
 Tue Mar 15 2016, 4:06 PM - 6:38 PM EDT
 Att: 5,968 - Sunny - 83 F


AB 37
 R 4
 H 11
 RBI 4
 BB 0
 SO 9
 LOB 19



Batter	1	2	3	4	5	6	7	8	9	AB	R	H	RBI	BB	SO	LOB	BOTTOM			
74 Ryan Cordell, R OBP: 0.444, SLG: 0.563 99 James Jones, L OBP: 0.346, SLG: 0.565										3	0	0	0	0	2	2				
20 Ian Desmond, R OBP: 0.500, SLG: 0.632 30 Nomar Mazara, L OBP: 0.423, SLG: 0.577										2	0	1	0	1	0	0				
84 Prince Fielder, L OBP: 0.350, SLG: 0.526 19 Jurickson Profar, S OBP: 0.381, SLG: 0.235										2	1	2	1	0	0	0				
29 Adrián Beltré, R OBP: 0.333, SLG: 0.588 13 Joey Gallo, L OBP: 0.461, SLG: 0.762										2	1	2	2	0	0	0				
16 Ryan Rua, R OBP: 0.538, SLG: 0.750										4	1	3	0	0	1	0				
1 Elvis Andrus, R OBP: 0.550, SLG: 0.438 2 Hanser Alberto, R OBP: 0.238, SLG: 0.350										3	0	2	0	0	0	0				
15 Pedro Ciriaco, R OBP: 0.438, SLG: 0.484 68 Drew Robinson, L OBP: 0.269, SLG: 0.417										3	0	2	1	0	0	0				
6 Drew Stubbs, R OBP: 0.333, SLG: 0.400 70 Lewis Brinson, R OBP: 0.375, SLG: 0.333										3	0	0	0	0	2	3				
3B Chris Gimenez, R OBP: 0.200, SLG: 0.286 Jose Trevino, R										3	0	0	0	0	1	3				
Inning Stats	R: 0 E: 0 K: 0 S: 10	H: 2 LOB: 1 BB: 0 P: 13	R: 1 E: 0 K: 2 S: 16	H: 3 LOB: 0 BB: 0 P: 18	R: 1 E: 0 K: 2 S: 11	H: 1 LOB: 0 BB: 0 P: 17	R: 0 E: 0 K: 1 S: 9	H: 1 LOB: 1 BB: 0 P: 12	R: 2 E: 0 K: 1 S: 9	H: 3 LOB: 2 BB: 1 P: 16	R: 0 E: 0 K: 1 S: 10	H: 0 LOB: 0 BB: 0 P: 11	R: 1 E: 0 K: 1 S: 11	H: 3 LOB: 2 BB: 1 P: 19	R: 0 E: 0 K: 1 S: 6	H: 0 LOB: 0 BB: 0 P: 6	1B: 11 2B: 0 3B: 0 HR: 2	SF: 0 SAC: 0 DP: 1 HBP: 0	WP: 0 PB: 0 SB: 1 CS: 0	PA: 36
PITCHER	IP WLS BF H R ER SO BB IBB HBP BLK WP HR S P ERA WHIP	4.0 L 18 7 2 2 5 1 0 0 0 0 0 1 9 16 18.00 4.000	1.0 3 0 0 0 1 0 0 0 0 0 0 10 11 0.00 0.000	1.0 6 3 1 1 1 1 0 0 0 0 0 11 19 9.00 4.000	1.0 3 0 0 0 1 0 0 0 0 0 0 6 6 0.00 0.000															

Cleveland Indians @ Texas Rangers
 Surprise Stadium, Surprise, AZ
 Tue Mar 15 2016, 4:06 PM - 6:38 PM EDT
 Att: 5,968 - Sunny - 83 F

AB 34
 R 5
 H 13
 RBI 5
 BB 2
 SO 9
 LOB 14



Batter	1	2	3	4	5	6	7	8	9	AB	R	H	RBI	BB	SO	LOB	TOP					
1 Billy Burns, S OBP: 0.480, SLG: 0.609 67 Chad Pinder, R OBP: 0.389, SLG: 0.533	G4-3			G3-1		P2		K		4	0	1	0	0	0	1	Oakland Athletics @ Cleveland Indians Goodyear Ballpark, Goodyear, AZ Fri Mar 18 2016, 4:07 PM - 7:24 PM EDT Att: 5,442 - Sunny - 81 F					
23 Sam Fuld, L OBP: 0.481, SLG: 0.591 25 Tyler Ladendorf, R OBP: 0.500, SLG: 0.667						B1-3				3	1	1	0	1	1	3						
3 Chris Coghlan, L OBP: 0.467, SLG: 0.280 13 Matt Olson, L OBP: 0.308, SLG: 0.222				G3-6-1						3	1	1	0	0	1	3						
20 Mark Canha, R OBP: 0.429, SLG: 0.500 5 Jake Smolinski, R OBP: 0.308, SLG: 0.375 29 Matt McBride, R (8, 9)	E6					K		F8		3	0	2	2	0	1	0						
17 Yonder Alonso, L OBP: 0.500, SLG: 0.409 76 Franklin Barreto, R OBP: 0.250, SLG: 0.700	G4-3					G4-3		K		4	0	1	0	0	1	2						
19 Josh Phegley, R OBP: 0.333, SLG: 0.700 47 Bryan Anderson, L OBP: 0.167, SLG: 0.167								K		3	1	1	1	0	0	2						
15 Andrew Lamb, L OBP: 0.278, SLG: 0.353 79 James Harris, R (7, 7)						P5				3	1	2	0	0	0	0						
12 Max Muncy, L OBP: 0.280, SLG: 0.348 68 Wade Kirkland, R OBP: 0.500, SLG: 0.500								L9		3	0	2	0	0	0	1						
28 Eric Sogard, L OBP: 0.278, SLG: 0.353 72 Jacob Brugman, L OBP: 0.167, SLG: 0.500						G3-1		L9		3	0	1	1	0	1	4						
Inning Stats	R: 2 E: 1 K: 0 S: 6	H: 3 LOB: 1 BB: 0 P: 6	R: 1 E: 0 K: 2 S: 10	H: 3 LOB: 2 BB: 0 P: 10	R: 0 E: 0 K: 1 S: 8	H: 4 LOB: 3 BB: 0 P: 9	R: 0 E: 0 K: 0 S: 2	H: 0 LOB: 0 BB: 1 P: 6	R: 1 E: 0 K: 1 S: 7	H: 1 LOB: 1 BB: 0 P: 9	R: 0 E: 0 K: 0 S: 4	H: 1 LOB: 1 BB: 0 P: 4	R: 0 E: 0 K: 2 S: 7	H: 0 LOB: 1 BB: 1 P: 11	R: 0 E: 0 K: 1 S: 5	H: 0 LOB: 1 BB: 1 P: 10		R: 4 E: 1 K: 1 S: 10	H: 3 LOB: 1 BB: 2 P: 21	1B: 10 2B: 3 3B: 0 HR: 2	SF: 0 SAC: 0 DP: 1 HBP: 0	WP: 0 PB: 0 SB: 1 CS: 1
PITCHER	IP WLS BF H R ER SO BB IBB HBP BLK WP HR S P ERA WHIP	43 Josh Tomlin, R ERA: 7.15 49 Austin Adams, R ERA: 3.52 62 Joba Chamberlain, R ERA: 4.5 27 Bryan Shaw, R ERA: 9.64 37 Cody Allen, R ERA: 7.71	3.1 20 10 3 3 3 1 0 0 0 0 0 0 25 30 8.10 3.300	1.2 5 1 1 1 1 0 0 0 0 0 1 8 10 5.40 0.600	1.0 4 1 0 0 0 0 0 0 0 0 0 4 4 0.00 1.000	1.0 4 0 0 0 2 1 0 0 0 0 0 7 11 0.00 1.000	1.0 4 0 0 0 1 1 0 0 0 0 0 5 10 0.00 1.000	0.2 6 2 4 4 1 2 0 0 0 0 0 1 8 18 54.00 6.000	0.1 2 1 0 0 0 0 0 0 0 0 0 0 2 3 0.00 3.000	PITCHER	52 Felipe Paulino, R ERA: 11.12 67 Jarrett Grube, R ERA:	0.2 6 2 4 4 1 2 0 0 0 0 0 1 8 18 54.00 6.000	0.1 2 1 0 0 0 0 0 0 0 0 0 0 2 3 0.00 3.000									

AB	40
R	8
H	15
RBI	8
BB	5
SO	8
LOB	24



Batter	1	2	3	4	5	6	7	8	9	AB	R	H	RBI	BB	SO	LOB	BOTTOM			
41 Carlos Santana, S OBP: 0.429, SLG: 0.625 39 Gio Urshela, R OBP: 0.364, SLG: 0.800										4	1	2	0	0	0	2	Oakland Athletics @ Cleveland Indians Goodyear Ballpark, Goodyear, AZ Fri Mar 18 2016, 4:07 PM - 7:24 PM EDT Att: 5,442 - Sunny - 81 F			
11 José Ramírez, S OBP: 0.385, SLG: 0.611 79 Todd Hankins, R OBP: 0.333, SLG: 0.357 89 Yhoxian Medina, R OBP: 1.000, SLG: 1.000										4	2	2	1	0	2	1				
12 Francisco Lindor, S OBP: 0.281, SLG: 0.286 78 Erik González, R OBP: 0.258, SLG: 0.241										2	1	0	0	1	0	2				
26 Mike Napoli, R OBP: 0.529, SLG: 0.778 36 Jesús Aguilar, R OBP: 0.200, SLG: 0.393										0	0	0	2	2	0	0				
10 Yan Gomes, R OBP: 0.393, SLG: 0.760 45 Adam Moore, R OBP: 0.417, SLG: 0.545										2	1	1	1	0	0	0				
33 Robbie Grossman, S OBP: 0.306, SLG: 0.313 88 Mike Papi, L (8, 9)										4	1	1	1	0	1	2				
38 Will Venable, L OBP: 0.154, SLG: 0.087 9 Shane Robinson, R OBP: 0.400, SLG: 0.381										3	1	1	1	0	0	2				
24 Joey Butler, R OBP: 0.296, SLG: 0.500 92 Bryson Myles, R (9, 7)										4	1	1	4	0	3	2				
1 Michael Martínez, S OBP: 0.286, SLG: 0.536 87 Yu Chang, R (9, 4)										4	1	1	0	0	2	1				
Inning Stats	R: 2 E: 0 K: 0 S: 5	H: 2 LOB: 0 BB: 0 P: 5	R: 0 E: 0 K: 2 S: 7	H: 0 LOB: 0 BB: 0 P: 7	R: 0 E: 0 K: 2 S: 8	H: 1 LOB: 1 BB: 0 P: 8	R: 0 E: 0 K: 1 S: 6	H: 1 LOB: 2 BB: 1 P: 10	R: 8 E: 0 K: 1 S: 12	H: 5 LOB: 1 BB: 2 P: 22	R: 0 E: 0 K: 2 S: 7	H: 0 LOB: 0 BB: 0 P: 7	R: 0 E: 0 K: 1 S: 5	H: 0 LOB: 0 BB: 0 P: 5	R: 0 E: 0 K: 1 S: 6	H: 1 LOB: 2 BB: 1 P: 10		1B: 7 2B: 2 3B: 0 HR: 1	SF: 1 SAC: 0 DP: 0 HBP: 1	WP: 0 PB: 0 SB: 0 CS: 0
PITCHER	IP WLS BF H R ER SO BB IBB HBP BLK WP HR S P ERA WHIP	32 Jesse Hahn, R ERA: 6.0 30 R.J. Alvarez, R ERA: 14.73 90 Seth Frankoff, R ERA: 20.25 48 Eric Surkamp, L ERA: 3.0	4.0 17 4 2 2 5 1 0 0 0 0 0 0 3 11 108.00 12.000	0.1 5 2 4 4 0 2 0 0 0 0 0 0 3 11 54.00 4.500	0.2 6 3 4 4 1 0 0 1 0 0 1 9 11 54.00 4.500	3.0 11 1 0 0 4 1 0 0 0 0 0 0 18 22 0.00 0.667	PITCHER	52 Felipe Paulino, R ERA: 11.12 67 Jarrett Grube, R ERA:	0.2 6 2 4 4 1 2 0 0 0 0 0 1 8 18 54.00 6.000	0.1 2 1 0 0 0 0 0 0 0 0 0 0 2 3 0.00 3.000										



Batter	1	2	3	4	5	6	7	8	9	AB	R	H	RBI	BB	SO	LOB	TOP										
20 Rajai Davis, R OBP: 0.235, SLG: 0.219 93 Bobby Ison, L	L9		G4-3					G4-3		3	0	1	0	0	0	1	Cleveland Indians @ Seattle Mariners Peoria Stadium, Peoria, AZ Sun Mar 20 2016, 4:10 PM - 6:13 PM EDT Att: 8,641 - Partly Cloudy - 88 F										
11 José Ramírez, S OBP: 0.419, SLG: 0.769 89 Yhoxian Medina, R	HR		HR					G4-3		3	2	2	3	1	0	0											
36 Jesús Aguilar, R OBP: 0.257, SLG: 0.344	K		E6					G6-3		4	0	0	0	0	1	1											
6 Marlon Byrd, R 91 Jake Lowery, L	E4		F8					G3		3	0	0	0	0	0	1											
24 Joey Butler, R 90 Dorsys Paulino, R	K		F8					G1-5-3		3	0	0	0	1	1	2											
7 Collin Cowgill, R OBP: 0.114, SLG: 0.182 88 Jose Medina, L								G4-3		4	0	0	0	0	1	1											
55 Roberto Pérez, R 63 Guillermo Quiroz, R	G5-3		G1-3					P6		3	0	0	0	0	0	0											
78 Erik González, R OBP: 0.235, SLG: 0.219	L8		G4-3					K		3	0	0	0	0	1	0											
1 Michael Martínez, S OBP: 0.290, SLG: 0.548			G4-3					G3-1		3	1	1	0	0	0	0											
Inning Stats	R: 1 E: 1 K: 2 S: 10	H: 1 LOB: 1 BB: 0 P: 15	R: 0 E: 0 K: 1 S: 8	H: 0 LOB: 0 BB: 0 P: 9	R: 2 E: 1 K: 0 S: 8	H: 2 LOB: 1 BB: 0 P: 12	R: 0 E: 0 K: 0 S: 7	H: 0 LOB: 0 BB: 0 P: 10	R: 0 E: 0 K: 0 S: 5	H: 1 LOB: 1 BB: 1 P: 13	R: 0 E: 0 K: 0 S: 7	H: 0 LOB: 0 BB: 0 P: 13	R: 0 E: 0 K: 1 S: 6	H: 0 LOB: 0 BB: 0 P: 8	R: 0 E: 0 K: 0 S: 6	H: 0 LOB: 0 BB: 1 P: 10	R: 0 E: 0 K: 0 S: 4	H: 0 LOB: 1 BB: 1 P: 10	1B: 0 2B: 2 3B: 0 HR: 2	SF: 0 SAC: 0 DP: 0 HBP: 0	WP: 0 PB: 0 SB: 0 CS: 1	PA: 33					
PITCHER	IP	WLS	BF	H	R	ER	SO	BB	IBB	HBP	BLK	WP	HR	S	P	ERA	WHIP										
20 Wade Miley, L ERA: 5.4	5.0	L	21	4	3	3	3	1	0	0	0	0	2	38	59	5.40	1.000										
31 Steve Cishek, R ERA:	1.0		3	0	0	0	0	0	0	0	0	0	0	7	13	0.00	0.000										
48 Mayckol Gualpe, R ERA: 3.12	2.0		6	0	0	0	1	0	0	0	0	0	0	12	14	0.00	0.000										
39 Casey Coleman, R ERA: 3.86	1.0		3	0	0	0	0	1	0	0	0	0	0	4	10	0.00	1.000										

Batter	1	2	3	4	5	6	7	8	9	AB	R	H	RBI	BB	SO	LOB	BOTTOM										
8 Norichika Aoki, L OBP: 0.308, SLG: 0.278 68 Eren Navarro, L OBP: 0.235, SLG: 0.345	G6-4-3		G5-3					F8		3	0	1	0	0	0	0	Cleveland Indians @ Seattle Mariners Peoria Stadium, Peoria, AZ Sun Mar 20 2016, 4:10 PM - 6:13 PM EDT Att: 8,641 - Partly Cloudy - 88 F										
16 Luis Sardinas, S OBP: 0.390, SLG: 0.590 84 Patrick Brady, R	G6-4-3							P4		3	0	1	0	0	0	1											
15 Kyle Seager, L OBP: 0.333, SLG: 0.486	G6-3							L4-3		4	0	1	0	0	0	1											
56 Dae-Ho Lee, R OBP: 0.353, SLG: 0.433 10 Jesus Montero, R OBP: 0.250, SLG: 0.286	G4-3							K		2	1	0	0	0	1	1											
7 Seth Smith, L OBP: 0.577, SLG: 0.667 36 Shawn O'Malley, S OBP: 0.636, SLG: 0.615								K		0	0	0	0	1	0	0											
33 Chris Iannetta, R OBP: 0.380, SLG: 0.450 67 Rob Brantly, L OBP: 0.350, SLG: 0.706	F7							K		3	0	0	0	0	2	4											
99 Daniel Robertson, R OBP: 0.549, SLG: 0.750 86 Austin Cousino, L	P6							K		3	0	1	1	0	0	1											
12 Leonys Martin, L OBP: 0.243, SLG: 0.286	P6							P4		3	0	0	0	0	1	1											
1 Chris Taylor, R OBP: 0.278, SLG: 0.303 82 Drew Jackson, R	G5-3							F9		3	0	0	0	0	0	0											
Inning Stats	R: 0 E: 0 K: 0 S: 8	H: 1 LOB: 0 BB: 0 P: 11	R: 0 E: 0 K: 0 S: 10	H: 1 LOB: 1 BB: 0 P: 15	R: 0 E: 0 K: 0 S: 9	H: 0 LOB: 0 BB: 0 P: 14	R: 0 E: 0 K: 2 S: 13	H: 1 LOB: 2 BB: 1 P: 20	R: 0 E: 0 K: 1 S: 9	H: 0 LOB: 0 BB: 0 P: 14	R: 0 E: 0 K: 0 S: 7	H: 1 LOB: 0 BB: 0 P: 9	R: 1 E: 0 K: 2 S: 9	H: 1 LOB: 1 BB: 0 P: 16	R: 0 E: 0 K: 0 S: 7	H: 0 LOB: 0 BB: 0 P: 8	R: 0 E: 0 K: 1 S: 12	H: 0 LOB: 1 BB: 1 P: 18	1B: 5 2B: 1 3B: 0 HR: 0	SF: 0 SAC: 0 DP: 2 HBP: 1	WP: 0 PB: 2 SB: 0 CS: 0	PA: 33					
PITCHER	IP	WLS	BF	H	R	ER	SO	BB	IBB	HBP	BLK	WP	HR	S	P	ERA	WHIP										
58 TJ House, L ERA: 3.59	1.0	H	3	0	0	0	2	1	0	0	0	0	0	9	14	0.00	0.000										
62 Joba Chamberlain, R ERA: 3.86	1.0	H	3	1	0	0	0	0	0	0	0	0	0	7	9	0.00	1.000										
50 Tom Gorzelanny, L ERA: 3.96	1.0	H	5	1	1	0	2	0	0	1	0	0	0	9	16	0.00	1.000										
54 Joe Thatcher, L ERA: 1.35	1.0	H	3	0	0	0	0	0	0	0	0	0	0	7	8	0.00	0.000										
44 Ross Detwiler, L ERA: 4.5	1.0	H	3	0	0	0	0	0	0	0	0	0	0	7	8	0.00	0.000										
PITCHER	IP	WLS	BF	H	R	ER	SO	BB	IBB	HBP	BLK	WP	HR	S	P	ERA	WHIP										
49 Austin Adams, R ERA: 3.12	1.0	S	4	0	0	0	1	1	0	0	0	0	0	12	18	0.00	1.000										



Batter	1	2	3	4	5	6	7	8	9	AB	R	H	RBI	BB	SO	LOB	TOP																			
2 Alcides Escobar, R OBP: 0.167, SLG: 0.257 12 Clint Barnes, R OBP: 0.286, SLG: 0.346	P3		G6-3	K			K		K	3	0	0	0	0	1	0	Kansas City Royals @ Cleveland Indians Goodyear Ballpark, Goodyear, AZ Wed Mar 23 2016, 4:08 PM - 7:00 PM EDT Att: 6,786 - Sunny - 72 F																			
8 Mike Moustakas, L OBP: 0.425, SLG: 0.649 65 Whit Merrifield, R OBP: 0.333, SLG: 0.600	P6		HR	G4-3			K		G3-1	3	1	1	1	0	0	0																				
25 Kendrys Morales, S OBP: 0.283, SLG: 0.376 85 Frank Schwindel, R OBP: 0.333, SLG: 1.000	G4-3		1B	G1-3			2B		G3-1	3	1	1	0	0	0	0																				
4 Alex Gordon, L OBP: 0.419, SLG: 0.595 0 Terrance Gore, R OBP: 0.297, SLG: 0.154		F7	BB		G6-3					2	1	0	0	1	0	0																				
13 Salvador Perez, R OBP: 0.286, SLG: 0.500 7 Tony Cruz, R OBP: 0.143, SLG: 0.179		1B	BB		K				K	3	1	2	0	0	1	0																				
16 Paulo Orlando, R OBP: 0.286, SLG: 0.410 74 Logan Moon, R OBP: 0.667, SLG: 0.800	FC6-4		BB		G1-3				BB	2	1	0	1	1	0	1																				
34 Rey Fuentes, L OBP: 0.512, SLG: 0.686		1B	BB							4	1	3	2	0	0	0																				
46 Cody Decker, R OBP: 0.400, SLG: 0.621		BB	1B							2	0	0	1	1	0	2																				
24 Christian Colon, R OBP: 0.244, SLG: 0.189 27 Adalberto Mondesi, S OBP: 0.253, SLG: 0.414	F9		F8							3	0	0	0	0	1	3																				
										1	0	0	0	0	1	2																				
Inning Stats	R: 0 E: 0 K: 0 S: 3	H: 0 LOB: 0 BB: 0 P: 3	R: 0 E: 0 K: 0 S: 5	H: 2 LOB: 3 BB: 1 P: 9	R: 6 E: 1 K: 0 S: 8	H: 4 LOB: 0 BB: 2 P: 18	R: 0 E: 0 K: 1 S: 5	H: 0 LOB: 0 BB: 0 P: 5	R: 0 E: 0 K: 1 S: 5	H: 0 LOB: 0 BB: 0 P: 5	R: 0 E: 0 K: 2 S: 7	H: 1 LOB: 1 BB: 1 P: 11	R: 0 E: 0 K: 2 S: 8	H: 1 LOB: 2 BB: 1 P: 12	R: 0 E: 0 K: 1 S: 5	H: 0 LOB: 0 BB: 0 P: 5	1B: 6 2B: 1 3B: 0 HR: 1	SF: 1 SAC: 0 DP: 0 HBP: 0	WP: 0 PB: 0 SB: 0 CS: 0	PA: 39																
PITCHER	IP	WLS	BF	H	R	ER	SO	BB	IBB	HBP	BLK	WP	HR	S	P	ERA	WHIP	PITCHER		IP	WLS	BF	H	R	ER	SO	BB	IBB	HBP	BLK	WP	HR	S	P	ERA	WHIP
31 Danny Salazar, R ERA: 7.63	2.1		16	6	6	5	0	3	0	0	0	0	1	14	28	19.29	3.857	34 Zach McAllister, R ERA:		1.0	S	3	0	0	0	1	0	0	0	0	0	5	5	0.00	0.000	
49 Austin Adams, R ERA: 2.51	1.2	5	0	0	0	0	1	0	0	0	0	0	0	7	7	0.00	0.000																			
57 Kyle Crockett, L ERA: 2.08	1.2	5	0	0	0	0	1	0	0	0	0	0	0	7	7	0.00	0.000																			
53 Jeff Manship, R ERA: 6.43	1.1	W	5	1	0	0	3	1	0	0	0	0	0	10	14	0.00	1.500																			
37 Cody Allen, R ERA: 5.4	1.0	H	5	1	0	0	2	1	0	0	0	0	0	8	12	0.00	2.000																			

AB	33
R	6
H	8
RBI	5
BB	5
SO	8
LOB	8



Batter	1	2	3	4	5	6	7	8	9	AB	R	H	RBI	BB	SO	LOB	BOTTOM																			
41 Carlos Santana, S OBP: 0.381, SLG: 0.526 36 Jesús Aguilar, R OBP: 0.250, SLG: 0.306	G4-1	F9		G6-3					G6-3	4	0	0	0	0	1	1	Kansas City Royals @ Cleveland Indians Goodyear Ballpark, Goodyear, AZ Wed Mar 23 2016, 4:08 PM - 7:00 PM EDT Att: 6,786 - Sunny - 72 F																			
12 Francisco Lindor, S OBP: 0.333, SLG: 0.474 24 Joey Butler, R OBP: 0.324, SLG: 0.500	HR		G4-3	G6-3					G6-3	3	1	1	1	0	0	0																				
22 Jason Kipnis, L OBP: 0.286, SLG: 0.575 1 Michael Martinez, S OBP: 0.281, SLG: 0.531	HR		3B		F8				E6	3	2	2	1	0	0	0																				
26 Mike Napoli, R OBP: 0.525, SLG: 0.758 11 José Ramírez, S OBP: 0.413, SLG: 0.762	G5-3		1B		F8				G4-6-3	3	0	1	1	0	0	0																				
38 Will Venable, L OBP: 0.294, SLG: 0.148 78 Erik González, R OBP: 0.216, SLG: 0.200	BB								G4-3	1	0	0	0	2	1	1																				
6 Marlon Byrd, R OBP: 0.444, SLG: 0.625 33 Robbie Grossman, S OBP: 0.341, SLG: 0.400	K		1B		CS				L6	3	0	1	0	0	2	1																				
4 Juan Uribe, R OBP: 0.500, SLG: 0.417 39 Gio Urshela, R OBP: 0.359, SLG: 0.806			K	K					G6-3	3	1	1	0	0	2	2																				
30 Tyler Naquin, L OBP: 0.500, SLG: 0.842 7 Collin Cowgill, R OBP: 0.156, SLG: 0.229	HR			HR						3	3	3	2	0	0	0																				
55 Roberto Pérez, R OBP: 0.265, SLG: 0.438 45 Adam Moore, R OBP: 0.500, SLG: 0.615	K			K						0	0	0	0	1	0	0																				
										1	0	1	0	0	0	0																				
Inning Stats	R: 2 E: 0 K: 1 S: 10	H: 2 LOB: 1 BB: 1 P: 16	R: 1 E: 0 K: 2 S: 9	H: 1 LOB: 0 BB: 0 P: 9	R: 1 E: 0 K: 2 S: 10	H: 3 LOB: 0 BB: 0 P: 10	R: 1 E: 0 K: 1 S: 7	H: 1 LOB: 0 BB: 0 P: 8	R: 0 E: 0 K: 0 S: 2	H: 0 LOB: 0 BB: 1 P: 7	R: 2 E: 0 K: 2 S: 10	H: 3 LOB: 1 BB: 0 P: 10	R: 0 E: 1 K: 0 S: 3	H: 0 LOB: 0 BB: 0 P: 3	R: 0 E: 0 K: 0 S: 4	H: 1 LOB: 2 BB: 1 P: 8	1B: 5 2B: 1 3B: 1 HR: 4	SF: 0 SAC: 0 DP: 1 HBP: 0	WP: 0 PB: 0 SB: 0 CS: 1	PA: 38																
PITCHER	IP	WLS	BF	H	R	ER	SO	BB	IBB	HBP	BLK	WP	HR	S	P	ERA	WHIP	PITCHER		IP	WLS	BF	H	R	ER	SO	BB	IBB	HBP	BLK	WP	HR	S	P	ERA	WHIP
39 Kris Medlen, R ERA: 6.57	3.1		18	7	5	5	6	1	0	0	0	0	0	2	2	0.00	0.000	59 David Huff, L ERA: 4.91		1.0		5	1	0	0	0	1	0	0	0	0	0	8	8	0.00	2.000
52 Brian Duensing, L ERA: 2.35	0.2	H	2	0	0	0	0	0	0	0	0	0	0	2	2	0.00	0.000																			
17 Wade Davis, R ERA:	1.0	H	3	0	0	0	0	1	0	0	0	0	0	2	7	0.00	1.000																			
44 Luke Hochevar, R ERA: 2.57	1.0	L	6	3	2	2	2	0	0	0	0	0	0	10	10	18.00	3.000																			
67 Chien-Ming Wang, R ERA: 2.7	1.0		3	0	0	0	0	0	0	0	0	0	0	3	3	0.00	0.000																			



Batter	1	2	3	4	5	6	7	8	9	AB	R	H	RBI	BB	SO	LOB	TOP								
31 Joc Pederson, L (1.8) OBP: 0.326, SLG: 0.415 64 Rico Noel, R (7.8) OBP: 0.389, SLG: 0.367	F9		K		K		G1		BB	4	0	0	0	0	2	2	Los Angeles Dodgers @ Cleveland Indians Goodyear Ballpark, Goodyear, AZ Thu Mar 24 2016, 10:07 PM - 1:37 AM EDT Att: 9,487 - Clear - 77 F livebaseballscorecards.com								
66 Yasiel Puig, R (1.9) OBP: 0.343, SLG: 0.533 0 Devan Ahart, L (7.9) OBP: 0.333, SLG: 0.333	K				G1-3		WP		BB	4	0	2	1	0	1	1									
10 Justin Turner, R (1.5) OBP: 0.647, SLG: 1.133 83 Rob Segedin, R (7.7) OBP: 0.311, SLG: 0.634					F8		BB		BB	3	0	2	0	0	0	0									
23 Adrián González, L (1.3) OBP: 0.259, SLG: 0.333 88 Mike Ahmed, R (7.5)	F8				G6-3		BB		BB	3	0	0	0	1	0	3									
33 Scott Van Slyke, R (1.10) OBP: 0.476, SLG: 0.743							BB		BB	3	0	1	0	2	1	2									
17 A.J. Ellis, R (1.2) OBP: 0.250, SLG: 0.286 42 Austin Barnes, R (9.2) OBP: 0.372, SLG: 0.583	K				G1-3		BB		BB	5	0	2	1	0	2	4									
14 Enrique Hernández, R (1.6) OBP: 0.222, SLG: 0.300 6 Charlie Culberson, R (7.6) OBP: 0.263, SLG: 0.472	P3						BB		BB	2	1	0	0	1	0	3									
48 Elián Herrera, S (1.4) OBP: 0.200, SLG: 0.275	L5				K				BB	2	0	0	0	0	2	3									
21 Trayce Thompson, R (1.7) OBP: 0.250, SLG: 0.415 88 Logan Landon, R (8.7)					G5-3				BB	4	1	2	1	0	0	2									
									BB	0	0	0	0	0	0	0									
Inning Stats	R: 0 E: 0 K: 1 S: 7	H: 1 LOB: 1 BB: 0 P: 7	R: 0 E: 0 K: 1 S: 6	H: 1 LOB: 1 BB: 0 P: 6	R: 0 E: 0 K: 1 S: 5	H: 1 LOB: 1 BB: 0 P: 5	R: 0 E: 0 K: 0 S: 3	H: 0 LOB: 0 BB: 1 P: 7	R: 1 E: 0 K: 2 S: 8	H: 1 LOB: 2 BB: 1 P: 12	R: 0 E: 0 K: 1 S: 6	H: 1 LOB: 2 BB: 1 P: 10	R: 1 E: 0 K: 0 S: 5	H: 2 LOB: 2 BB: 1 P: 9	R: 0 E: 0 K: 2 S: 9	H: 2 LOB: 2 BB: 0 P: 9	R: 3 E: 0 K: 1 S: 8	H: 3 LOB: 2 BB: 2 P: 16	1B: 7 2B: 5 3B: 0 HR: 0	SF: 1 SAC: 0 DP: 0 HBP: 0	WP: 1 PB: 0 SB: 0 CS: 0	PA: 44			
PITCHER	IP	WLS	BF	H	R	ER	SO	BB	IBB	HBP	BLK	WP	HR	S	P	ERA	WHIP								
47 Trevor Bauer, R (1.1) ERA: 3.21	5.0		20	4	1	1	5	2	0	0	0	0	0	29	37	1.80	1.200								
62 Jose Chamberlain, R (6.1) ERA: 3.38	1.0	H	5	1	0	0	1	1	0	0	0	0	0	6	10	0.00	2.000								
27 Bryan Shaw, R (7.1) ERA: 9.45	1.0		6	2	1	1	0	1	0	0	0	1	0	5	9	9.00	3.000								
61 Dan Otero, R (8.1) ERA: 4.66	1.2	B	12	5	3	3	3	2	0	0	0	0	0	16	24	16.20	4.200								
61 Dan Otero, R (9.1) ERA: 4.66	1.2	B	12	5	3	3	3	2	0	0	0	0	0	16	24	16.20	4.200								
PITCHER	IP	WLS	BF	H	R	ER	SO	BB	IBB	HBP	BLK	WP	HR	S	P	ERA	WHIP								
67 Jarrett Grube, R (9.1) ERA:	0.1		1	0	0	0	0	0	0	0	0	0	0	1	1	0.00	0.000								

Batter	1	2	3	4	5	6	7	8	9	AB	R	H	RBI	BB	SO	LOB	BOTTOM								
20 Rajai Davis, R (1.8) OBP: 0.211, SLG: 0.194 96 Bradley Zimmer, L (7.8) OBP: 0.600, SLG: 0.750	P4	FC5-2-5-1		FC6-4		F8		G6-3		4	0	0	0	0	0	6	Los Angeles Dodgers @ Cleveland Indians Goodyear Ballpark, Goodyear, AZ Thu Mar 24 2016, 10:07 PM - 1:37 AM EDT Att: 9,487 - Clear - 77 F livebaseballscorecards.com								
22 Jason Kipnis, L (1.4) OBP: 0.344, SLG: 0.581 1 Michael Martínez, S (7.4) OBP: 0.273, SLG: 0.515				K		K		G6-3		3	1	1	0	1	2	3									
12 Francisco Lindor, S (1.6) OBP: 0.348, SLG: 0.590 92 Ivan Castillo, S (7.6) ERA: 3.45										4	1	2	2	0	2	5									
8 Lonnie Chisenhall, L (8.7) OBP: 0.125, SLG: 0.045 61 Dan Otero, R (9.1) 67 Jarrett Grube, R (9.1)				K2-3				FC3-2		1	0	0	0	0	0	1									
26 Mike Napoli, R (1.3) OBP: 0.523, SLG: 0.730 36 Jesús Aguilar, R (7.3) OBP: 0.244, SLG: 0.297	K									4	0	2	1	0	2	1									
6 Marlon Byrd, R (1.10) OBP: 0.462, SLG: 0.667 94 Tyler Krieger, S (9.4)										4	0	2	0	0	0	2									
4 Juan Uribe, R (1.5) OBP: 0.313, SLG: 0.438 89 Yhoxian Medina, R (7.5) OBP: 0.500, SLG: 0.500										4	1	1	0	0	1	5									
24 Joey Butler, R (1.7) OBP: 0.289, SLG: 0.441 45 Adam Moore, R (8.2) OBP: 0.467, SLG: 0.571										4	0	0	0	0	2	4									
7 Collin Cowgill, R (1.9) OBP: 0.214, SLG: 0.342 93 Bobby Ison, L (8.7)										3	1	2	1	1	1	0									
55 Roberto Pérez, R (1.2) OBP: 0.324, SLG: 0.438 91 Clint Frazier, R (7.7) ERA: 5.14										1	0	0	0	0	1	0									
										0	1	0	0	3	0	0									
Inning Stats	R: 1 E: 0 K: 1 S: 7	H: 2 LOB: 1 BB: 0 P: 7	R: 1 E: 0 K: 1 S: 7	H: 2 LOB: 2 BB: 2 P: 15	R: 0 E: 0 K: 3 S: 10	H: 1 LOB: 1 BB: 0 P: 10	R: 0 E: 0 K: 2 S: 8	H: 1 LOB: 2 BB: 1 P: 12	R: 0 E: 0 K: 0 S: 4	H: 1 LOB: 1 BB: 0 P: 4	R: 3 E: 0 K: 1 S: 8	H: 3 LOB: 2 BB: 2 P: 18	R: 0 E: 0 K: 3 S: 9	H: 0 LOB: 0 BB: 0 P: 9	R: 0 E: 0 K: 0 S: 4	H: 1 LOB: 1 BB: 0 P: 4	R: 0 E: 0 K: 1 S: 5	H: 0 LOB: 0 BB: 0 P: 5	1B: 4 2B: 6 3B: 1 HR: 0	SF: 0 SAC: 0 DP: 1 HBP: 0	WP: 1 PB: 0 SB: 2 CS: 0	PA: 43			
PITCHER	IP	WLS	BF	H	R	ER	SO	BB	IBB	HBP	BLK	WP	HR	S	P	ERA	WHIP								
22 Clayton Kershaw, L (1.1) ERA: 2.25	5.0		25	7	2	2	7	3	0	0	0	0	0	1	10	54.00	6.000								
55 Joe Blanton, R (6.1) ERA: 10.13	0.1		3	0	2	2	0	2	0	0	0	0	0	1	10	54.00	6.000								
56 J.P. Howell, L (6.1) ERA: 10.13	0.1		2	1	0	0	1	0	0	0	0	1	0	4	5	0.00	3.000								
76 Jamey Wright, R (6.1) ERA: 14.29	0.1		3	2	1	1	0	0	0	0	0	0	0	3	3	27.00	6.000								
74 Kenley Jansen, R (7.1) ERA: 5.14	1.0		3	0	0	0	3	0	0	0	0	0	0	9	9	0.00	0.000								
PITCHER	IP	WLS	BF	H	R	ER	SO	BB	IBB	HBP	BLK	WP	HR	S	P	ERA	WHIP								
41 Chris Hatcher, R (8.1) ERA: 3.88	1.0		3	0	0	0	1	0	0	0	0	0	0	5	5	0.00	0.000								
91 Scott Barlow, R (9.1) ERA:	1.0		3	0	0	0	1	0	0	0	0	0	0	5	5	0.00	0.000								

Batter	1	2	3	4	5	6	7	8	9	AB	R	H	RBI	BB	SO	LOB	TOP					
20 Rajai Davis, R OBP: 0.238, SLG: 0.275 96 Jordan Smith, L (8, 7)										4	1	2	0	0	0	1						
22 Jason Kipnis, L OBP: 0.306, SLG: 0.565 1 Michael Martínez, S OBP: 0.265, SLG: 0.500 (1, 4) (6, 4)										3	0	1	0	0	1	1						
12 Francisco Lindor, S OBP: 0.360, SLG: 0.511 89 Yhoxian Medina, R OBP: 0.500, SLG: 0.500 (1, 6) (8, PR) (8, 5)										3	0	1	1	1	0	1						
26 Mike Napoli, R OBP: 0.511, SLG: 0.775 55 Roberto Pérez, R OBP: 0.316, SLG: 0.424 (1, 3) (7, 2)										3	1	1	1	0	1	1						
41 Carlos Santana, S OBP: 0.340, SLG: 0.522 (1, 10)										4	1	1	1	0	0	3						
10 Yan Gomes, R OBP: 0.317, SLG: 0.622 97 Joe Sever, R (1, 2) (7, 3)										3	1	1	1	0	0	0						
6 Marlon Byrd, R OBP: 0.300, SLG: 0.800 91 Clint Frazier, R (7, PR) (7, 9) (8, 8)											3	0	2	0	0	1	0					
4 Juan Uribe, R OBP: 0.263, SLG: 0.368 79 Todd Hankins, R OBP: 0.300, SLG: 0.316 (1, 5) (7, PR) (7, 7) (8, 9)											3	0	0	0	0	1	2					
7 Collin Cowgill, R OBP: 0.200, SLG: 0.317 11 José Ramírez, S OBP: 0.400, SLG: 0.717 (1, 9) (7, 5) (8, 6)										3	0	0	0	0	1	3						
Inning Stats	R: 1 E: 0 K: 0 S: 4	H: 1 LOB: 0 BB: 0 P: 5	R: 0 E: 0 K: 1 S: 5	H: 0 LOB: 0 BB: 0 P: 5	R: 0 E: 0 K: 1 S: 5	H: 0 LOB: 0 BB: 0 P: 5	R: 0 E: 0 K: 2 S: 8	H: 1 LOB: 1 BB: 0 P: 8	R: 1 E: 0 K: 1 S: 8	H: 2 LOB: 1 BB: 0 P: 11	R: 2 E: 0 K: 0 S: 7	H: 3 LOB: 0 BB: 0 P: 8	R: 0 E: 0 K: 0 S: 3	H: 1 LOB: 2 BB: 0 P: 3	R: 0 E: 0 K: 1 S: 6	H: 1 LOB: 2 BB: 1 P: 10	R: 0 E: 0 K: 2 S: 7	H: 0 LOB: 0 BB: 0 P: 7	1B: 1 2B: 5 3B: 0 HR: 3	SF: 0 SAC: 0 DP: 2 HBP: 0	WP: 0 PB: 0 SB: 0 CS: 0	PA: 35
PITCHER	IP WLS BF H R ER SO BB IBB HBP BLK WP HR S P ERA WHIP																					
81 Tim Melville, R ERA: 5.71 36 Blake Wood, R ERA: 8.19 52 Tony Cingrani, L ERA: 0.87 (1, 1) (7, 1) (8, 1)	6.0 24 7 4 4 5 0 0 0 0 0 3 37 42 6.00 1.167																					

Cleveland Indians @ Cincinnati Reds
Goodyear Ballpark, Goodyear, AZ
Sat Mar 26 2016, 4:09 PM - 6:42 PM EDT
Att: 6,309 - Sunny - 79 F

AB 34
R 4
H 9
RBI 4
BB 1
SO 8
LOB 15



Batter	1	2	3	4	5	6	7	8	9	AB	R	H	RBI	BB	SO	LOB	BOTTOM			
9 José Peraza, R OBP: 0.340, SLG: 0.447 (1, 4)										5	2	2	0	0	0	2				
2 Zack Cozart, R OBP: 0.385, SLG: 0.522 (1, 10)										3	1	1	3	1	0	3				
19 Joey Votto, L OBP: 0.493, SLG: 0.514 46 Seth Mejias-Brean, R OBP: 0.462, SLG: 0.364 (1, 3) (7, 3)										3	0	1	0	0	0	3				
32 Jay Bruce, L OBP: 0.348, SLG: 0.500 55 Narciso Crook, R (7, 9)										3	0	0	0	0	1	1				
7 Eugenio Suárez, R OBP: 0.423, SLG: 0.609 (1, 5)										4	1	1	1	0	2	3				
43 Scott Schebler, L OBP: 0.327, SLG: 0.523 (1, 7)										3	0	2	1	1	0	0				
30 Jake Cave, L OBP: 0.320, SLG: 0.333 (1, 8)										4	0	0	0	0	0	4				
37 Ramón Cabrera, S OBP: 0.188, SLG: 0.344 88 Joe Hudson, R OBP: 0.071, SLG: 0.143 (1, 2) (8, 2)											3	0	1	0	0	0	2			
6 Blake Trahan, R OBP: 0.409, SLG: 0.571 (1, 6)											4	2	2	0	0	1	1			
Inning Stats	R: 0 E: 0 K: 0 S: 2	H: 0 LOB: 1 BB: 1 P: 6	R: 0 E: 0 K: 1 S: 6	H: 1 LOB: 0 BB: 0 P: 6	R: 0 E: 1 K: 0 S: 5	H: 1 LOB: 2 BB: 0 P: 5	R: 1 E: 1 K: 0 S: 7	H: 1 LOB: 1 BB: 0 P: 7	R: 2 E: 0 K: 2 S: 10	H: 3 LOB: 1 BB: 0 P: 13	R: 0 E: 0 K: 0 S: 2	H: 0 LOB: 0 BB: 1 P: 6	R: 4 E: 1 K: 0 S: 7	H: 4 LOB: 1 BB: 1 P: 11	R: 0 E: 0 K: 1 S: 5	H: 0 LOB: 0 BB: 0 P: 5	1B: 6 2B: 3 3B: 0 HR: 1	SF: 0 SAC: 1 DP: 2 HBP: 0	WP: 2 PB: 0 SB: 1 CS: 0	PA: 37
PITCHER	IP WLS BF H R ER SO BB IBB HBP BLK WP HR S P ERA WHIP																			
59 Carlos Carrasco, R ERA: 4.0 44 Ross Detwiler, L ERA: 3.99 37 Cody Allen, R ERA: 8.59 53 Jeff Manship, R ERA: 5.4 (1, 1) (6, 1) (7, 1) (7, 1)	5.0 23 6 3 3 3 1 0 0 0 0 1 30 37 4.00 1.000																			

Cleveland Indians @ Cincinnati Reds
Goodyear Ballpark, Goodyear, AZ
Sat Mar 26 2016, 4:09 PM - 6:42 PM EDT
Att: 6,309 - Sunny - 79 F

AB 33
R 7
H 10
RBI 5
BB 3
SO 4
LOB 19





Batter	1	2	3	4	5	6	7	8	9	AB	R	H	RBI	BB	SO	LOB	TOP			
20 Rajai Davis, R OBP: 0.281, SLG: 0.318 88 Willi Castro, S (6, 6)										4	1	2	0	0	1	1	Cleveland Indians @ Oakland Athletics Hohokam Stadium, Mesa, AZ Mon Mar 28 2016, 4:06 PM - 6:55 PM EDT Att: 4,399 - Cloudy - 78 F			
11 José Ramírez, S OBP: 0.373, SLG: 0.455 92 Bryson Myles, R (9, 7)										5	1	1	0	0	0	2				
41 Carlos Santana, S OBP: 0.345, SLG: 0.471 98 Anthony Miller, L (7, 3)										3	0	0	0	1	0	1				
10 Yan Gomes, R OBP: 0.333, SLG: 0.610 63 Guillermo Quiroz, R OBP: 0.200, SLG: 0.200 (8, 2)										4	1	2	2	0	0	0				
6 Marlon Byrd, R OBP: 0.500, SLG: 0.722 (1, 10)										3	1	1	0	0	1	2				
30 Tyler Naquin, L OBP: 0.491, SLG: 0.878 92 Greg Allen, S OBP: 1.000, SLG: 1.000 (7, 8)										4	1	1	2	0	2	2				
7 Collin Cowgill, R OBP: 0.260, SLG: 0.422 93 Bobby Ison, L (8, 9)										3	0	2	1	1	0	0				
79 Todd Hankins, R OBP: 0.320, SLG: 0.273 (8, 4)										3	1	0	0	1	1	3				
1 Michael Martínez, S OBP: 0.256, SLG: 0.513 91 Ronny Rodríguez, R OBP: 0.250, SLG: 1.000 (8, 5)										4	0	1	1	0	0	2				
										0	0	0	0	0	0	0				
Inning Stats	R: 1 E: 0 K: 0 S: 4	H: 2 LOB: 1 BB: 1 P: 8	R: 1 E: 0 K: 1 S: 7	H: 2 LOB: 1 BB: 0 P: 8	R: 2 E: 0 K: 1 S: 8	H: 3 LOB: 2 BB: 0 P: 9	R: 0 E: 0 K: 0 S: 3	H: 1 LOB: 0 BB: 0 P: 3	R: 2 E: 0 K: 0 S: 5	H: 2 LOB: 2 BB: 2 P: 13	R: 0 E: 0 K: 1 S: 5	H: 0 LOB: 0 BB: 0 P: 5	R: 0 E: 0 K: 1 S: 5	H: 0 LOB: 0 BB: 0 P: 5	R: 0 E: 0 K: 1 S: 5	H: 0 LOB: 0 BB: 0 P: 5	1B: 6 2B: 2 3B: 1 HR: 1	SF: 0 SAC: 0 DP: 2 HBP: 1	WP: 0 PB: 0 SB: 3 CS: 0	PA: 39
PITCHER	IP WLS BF H R ER SO BB IBB HBP BLK WP HR S P ERA WHIP																			
32 Jesse Hahn, R ERA: 11.75 61 John Axford, R ERA: 44 Ryan Madson, R ERA: 62 Sean Doolittle, L ERA: 3.6 74 Patrick Schuster, L ERA: 1.15	4.2 0.1 1.0 1.0 2.0	L 2 3 3 6	25 0 2 0 0	10 0 0 0 0	6 0 0 0 0	6 0 0 0 0	2 0 1 0 2	2 1 0 0 0	0 0 0 0 0	0 0 0 0 0	0 0 0 0 0	1 1 5 5 10	26 1 5 5 10	36 5 5 5 10	11.57 0.00 0.00 0.00 0.00	2.571 3.000 0.000 0.000 0.000				

Batter	1	2	3	4	5	6	7	8	9	AB	R	H	RBI	BB	SO	LOB	BOTTOM					
1 Billy Burns, S OBP: 0.438, SLG: 0.545 (1, 8)										5	1	2	0	0	0	0	Cleveland Indians @ Oakland Athletics Hohokam Stadium, Mesa, AZ Mon Mar 28 2016, 4:06 PM - 6:55 PM EDT Att: 4,399 - Cloudy - 78 F					
8 Jed Lowrie, S OBP: 0.455, SLG: 0.700 (1, 4)										5	0	0	0	0	1	2						
22 Josh Reddick, L OBP: 0.510, SLG: 0.634 (1, 9)										4	1	2	1	1	0	0						
26 Danny Valencia, R OBP: 0.375, SLG: 0.733 (1, 5)										4	0	0	0	0	0	3						
21 Stephen Vogt, L OBP: 0.361, SLG: 0.563 63 Bruce Maxwell, L OBP: 0.318, SLG: 0.550 (8, 2)										3	0	0	0	0	0	2						
2 Khris Davis, R OBP: 0.353, SLG: 0.500 15 Andrew Lamb, L OBP: 0.400, SLG: 0.561 (8, FH) (9, 10)										3	0	3	1	0	0	0						
20 Mark Canha, R OBP: 0.306, SLG: 0.344 86 Skye Bolt, S (8, 7)										2	0	0	0	1	2	3						
17 Yonder Alonso, L OBP: 0.408, SLG: 0.432 (1, 3)										4	1	3	2	0	0	2						
10 Marcus Semien, R OBP: 0.250, SLG: 0.227 67 Chad Pinder, R OBP: 0.333, SLG: 0.444 (8, 6)										3	0	0	0	0	0	1						
										1	0	0	0	0	1							
Inning Stats	R: 0 E: 0 K: 1 S: 5	H: 0 LOB: 0 BB: 0 P: 5	R: 0 E: 0 K: 1 S: 6	H: 1 LOB: 1 BB: 0 P: 6	R: 1 E: 0 K: 0 S: 8	H: 1 LOB: 0 BB: 0 P: 11	R: 0 E: 0 K: 1 S: 6	H: 1 LOB: 2 BB: 1 P: 10	R: 0 E: 0 K: 0 S: 4	H: 2 LOB: 1 BB: 0 P: 4	R: 1 E: 0 K: 0 S: 5	H: 2 LOB: 2 BB: 1 P: 9	R: 1 E: 0 K: 0 S: 5	H: 2 LOB: 1 BB: 0 P: 6	R: 1 E: 0 K: 2 S: 9	H: 2 LOB: 1 BB: 0 P: 9	R: 0 E: 0 K: 0 S: 3	H: 0 LOB: 0 BB: 0 P: 3	1B: 7 2B: 2 3B: 1 HR: 1	SF: 0 SAC: 0 DP: 1 HBP: 0	WP: 1 PB: 0 SB: 1 CS: 0	PA: 39
PITCHER	IP WLS BF H R ER SO BB IBB HBP BLK WP HR S P ERA WHIP																					
31 Danny Salazar, R ERA: 6.33 27 Bryan Shaw, R ERA: 9.39 34 Zach McAllister, R ERA: 2.57 62 Joba Chamberlain, R ERA: 2.89	1.1 1.0 1.0 1.0	W 5 H S	26 5 5 3	7 2 1 0	2 1 1 0	2 1 1 0	3 2 2 0	2 0 0 0	0 0 0 0	0 0 0 0	0 0 0 0	1 5 2 3	1 6 9 3	45 6 9 3	3.00 9.00 9.00 0.00	1.500 2.000 2.000 0.000						

AB	35
R	6
H	10
RBI	6
BB	3
SO	6
LOB	13



Batter	1	2	3	4	5	6	7	8	9	AB	R	H	RBI	BB	SO	LOB	TOP										
22 Jason Kipnis, L (1,4) OBP: 0.321, SLG: 0.529 90 Alexis Pantoja, L (6,4)	G6-3		11 SF8 BB			F7		F8		2	0	0	0	1	0	0	Cleveland Indians @ Los Angeles Angels Tempe Diablo Stadium, Tempe, AZ Tue Mar 29 2016, 3:12 PM - 5:57 PM EDT Att: 5,229 - Cloudy - 61 F										
11 José Ramírez, S (1,7) OBP: 0.385, SLG: 0.632 90 Siento Sayles, R (6,7)	G4-3		SF8			F9		K		2	0	0	1	0	0	0											
12 Francisco Lindor, S (1,6) OBP: 0.389, SLG: 0.669 91 Ronny Rodríguez, R (6,6)	G6-3		L7			2B		F9		3	0	1	0	0	0	1											
26 Mike Napoli, R (1,3) OBP: 0.463, SLG: 0.674 97 Joe Sever, R (6,3)	G6-3					F9		G5-3		3	0	0	0	0	0	1											
6 Marlon Byrd, R (1,9) OBP: 0.476, SLG: 0.650 88 Mike Papi, L (7, PR) OBP: 0.500, SLG: 1.000 (7,9)	G6-3					K		2B		2	0	0	0	0	1	0											
4 Juan Uribe, R (1,5) OBP: 0.320, SLG: 0.520 90 Austin Fisher, L (7, PR) (7,5)	1B					P4		K		3	0	1	0	0	0	1											
97 Bobby Bradley, L (1,10)	G3					K		F7		4	0	0	0	0	1	4											
55 Roberto Pérez, R (1,2)			22 WP 11 SF8 7 WP			G6-3		K		3	1	1	0	0	1	2											
7 Collin Cowgill, R (1,8) OBP: 0.264, SLG: 0.438 96 Jordan Smith, L (8, PR) (8,8)			K			K		2B		3	0	1	0	0	2	1											
										0	0	0	0	0	0	0	AB 31 R 1 H 5 RBI 1 BB 1 SO 7 LOB 14 										
Inning Stats	R: 0 E: 0 K: 0 S: 3	H: 0 LOB: 0 BB: 0 P: 3	R: 0 E: 0 K: 0 S: 4	H: 1 LOB: 1 BB: 0 P: 4	R: 1 E: 0 K: 1 S: 6	H: 1 LOB: 1 BB: 1 P: 11	R: 0 E: 0 K: 1 S: 5	H: 0 LOB: 0 BB: 0 P: 5	R: 0 E: 0 K: 2 S: 7	H: 0 LOB: 0 BB: 0 P: 7	R: 0 E: 0 K: 0 S: 4	H: 1 LOB: 1 BB: 0 P: 4	R: 0 E: 1 K: 1 S: 5	H: 0 LOB: 0 BB: 0 P: 6	R: 0 E: 0 K: 1 S: 6	H: 1 LOB: 1 BB: 0 P: 6		R: 0 E: 0 K: 1 S: 6	H: 1 LOB: 1 BB: 0 P: 6	1B: 2 2B: 3 3B: 0 HR: 0	SF: 1 SAC: 0 DP: 1 HBP: 1	WP: 2 PB: 0 SB: 0 CS: 0	PA: 34				
PITCHER	IP	WLS	BF	H	R	ER	SO	BB	IBB	HBP	BLK	WP	HR	S	P	ERA	WHIP										
43 Garrett Richards, R (1,1) ERA: 5.52	5.0	18	2	1	1	4	0	1	0	0	0	2	0	25	30	1.80	0.600										
57 Jose Molina, L (6,1) ERA:	0.2	3	1	0	0	0	0	0	0	0	0	0	0	3	3	0.00	1.500										
Josh Roenicke, R (6,1) ERA:	1.1	5	0	0	0	1	0	0	0	1	0	0	0	6	7	0.00	0.000										
Geoff Broussard, R (8,1) ERA:	1.0	4	1	0	0	1	0	0	0	0	0	0	0	6	6	0.00	1.000										
13 Alan Busenitz, R (9,1) ERA:	1.0	4	1	0	0	1	0	0	0	0	0	0	0	6	6	0.00	1.000										

Batter	1	2	3	4	5	6	7	8	9	AB	R	H	RBI	BB	SO	LOB	BOTTOM										
12 Johnny Giavotella, R (1,4) OBP: 0.338, SLG: 0.516 51 Ji Man Choi, L (7,7) OBP: 0.354, SLG: 0.295	L9		K			P6		F7		3	0	0	0	0	1	1	Cleveland Indians @ Los Angeles Angels Tempe Diablo Stadium, Tempe, AZ Tue Mar 29 2016, 3:12 PM - 5:57 PM EDT Att: 5,229 - Cloudy - 61 F										
3 Craig Gentry, R (1,7) OBP: 0.380, SLG: 0.413 8 David Fletcher, R (7,6) OBP: 0.750, SLG: 1.000	L8		K			F9		K		3	0	0	0	0	1	0											
24 C.J. Cron, R (1,10) OBP: 0.358, SLG: 0.452 72 Nick Buss, L (6, PH) OBP: 0.353, SLG: 0.484 (9,10)	1B		K			1B		K		3	0	2	0	0	1	0											
19 Jefry Marte, R (1,3) OBP: 0.354, SLG: 0.578	FC6-4					1B		G5-3		4	0	1	0	0	1	1											
18 Geovany Soto, R (1,2) OBP: 0.452, SLG: 0.656 Kaleb Cowart, S (6, PR) OBP: 0.214, SLG: 0.286 (7,5)	1B		F8			2B		1B		3	0	2	0	0	0	0											
7 Cliff Pennington, S (1,6) OBP: 0.411, SLG: 0.472 88 Wade Wass, R (7,2)	K		G4-3			P6		BB		3	0	0	0	0	1	3											
39 Rafael Ortega, L (1,9) OBP: 0.385, SLG: 0.511 69 Chad Hinshaw, R (7, PR) OBP: 0.273, SLG: 0.300 (8,9)	1B					2B		K		1	1	0	0	0	1	2											
32 Todd Cunningham, S (1,8) OBP: 0.406, SLG: 0.464	K					SH5-4		K		2	0	0	0	1	2	2											
80 Gregorio Petit, R (1,5) OBP: 0.324, SLG: 0.543 21 Anthony Phillips, R (9, PR)	G3-1					K		BB		2	0	0	0	1	1	3											
										0	0	0	0	0	0	0	AB 33 R 1 H 9 RBI 0 BB 4 SO 12 LOB 17 										
Inning Stats	R: 0 E: 0 K: 0 S: 4	H: 1 LOB: 1 BB: 0 P: 4	R: 0 E: 0 K: 2 S: 9	H: 2 LOB: 2 BB: 0 P: 9	R: 0 E: 0 K: 3 S: 9	H: 0 LOB: 0 BB: 0 P: 9	R: 0 E: 0 K: 1 S: 5	H: 0 LOB: 0 BB: 0 P: 5	R: 0 E: 0 K: 1 S: 6	H: 1 LOB: 1 BB: 0 P: 6	R: 0 E: 0 K: 0 S: 5	H: 3 LOB: 2 BB: 0 P: 6	R: 1 E: 1 K: 1 S: 6	H: 1 LOB: 1 BB: 1 P: 10	R: 0 E: 0 K: 2 S: 8	H: 1 LOB: 2 BB: 1 P: 13		R: 0 E: 0 K: 2 S: 7	H: 0 LOB: 2 BB: 2 P: 15	1B: 6 2B: 3 3B: 0 HR: 0	SF: 0 SAC: 2 DP: 0 HBP: 0	WP: 2 PB: 0 SB: 0 CS: 1	PA: 39				
PITCHER	IP	WLS	BF	H	R	ER	SO	BB	IBB	HBP	BLK	WP	HR	S	P	ERA	WHIP										
47 Trevor Bauer, R (1,1) ERA: 2.25	6.0	24	2	1	0	3	2	2	0	0	0	1	0	14	23	0.00	2.000										
67 Jarrett Grube, R (7,1) ERA:	2.0	B	10	2	1	0	3	2	0	0	0	1	0	14	23	0.00	2.000										
95 Ben Heller, R (9,1) ERA:	1.0	5	0	0	0	0	2	2	0	0	0	0	0	7	15	0.00	2.000										

Batter	1	2	3	4	5	6	7	8	9	AB	R	H	RBI	BB	SO	LOB	TOP									
8 Norichika Aoki, L (1, 7) OBP: 0.328, SLG: 0.315 68 Efrén Navarro, L (7, 7) OBP: 0.256, SLG: 0.351	G3			E6 15 2B		16 1B		G4-3		3	0	1	0	0	0	0	Seattle Mariners @ Cleveland Indians Goodyear Ballpark, Goodyear, AZ Tue Mar 29 2016, 9:05 PM - 11:24 PM EDT Att: 5,382 - Partly Cloudy - 66 F									
16 Luis Sardinas, S (1, 6) OBP: 0.359, SLG: 0.517 (6, 5)	G1-3			K		1B		F8		4	0	1	0	0	1	1										
15 Kyle Seager, L (1, 5) OBP: 0.333, SLG: 0.519 81 Zach Shank, R (6, 4) OBP: 1.000, SLG: 1.000	G4-3			2B		K		1B		3	0	1	0	0	1	2										
23 Nelson Cruz, R (1, 10) OBP: 0.240, SLG: 0.457 67 Rob Brantly, L (9, PH) OBP: 0.400, SLG: 0.727	K			K		K		1B		3	0	0	0	0	3	4										
26 Adam Lind, L (1, 3) OBP: 0.333, SLG: 0.568 10 Dae-Ho Lee, R (7, 3) OBP: 0.308, SLG: 0.362	G3-1			K				G5-4-3		3	0	1	0	0	1	2										
21 Franklin Gutierrez, R (1, 9) OBP: 0.345, SLG: 0.815 99 Daniel Robertson, R (7, 9) OBP: 0.457, SLG: 0.859	K			K				1B		3	0	0	0	0	3	1										
32 Steve Clevenger, L (1, 2) OBP: 0.273, SLG: 0.281				K		K		G4-3		4	0	0	0	0	2	2										
71 Tyler Smith, R (1, 4) OBP: 0.346, SLG: 0.375 (6, 6)				G4-3		F8		P4		3	0	0	0	0	0	1										
12 Leonys Martin, L (1, 8) OBP: 0.226, SLG: 0.314				P5		F7		K		3	0	0	0	0	1	0										
Inning Stats	R: 0 E: 0 K: 1 S: 3	H: 0 LOB: 0 BB: 0 P: 3	R: 0 E: 0 K: 2 S: 7	H: 0 LOB: 0 BB: 0 P: 7	R: 0 E: 0 K: 1 S: 5	H: 0 LOB: 0 BB: 0 P: 5	R: 0 E: 1 K: 3 S: 11	H: 1 LOB: 2 BB: 0 P: 11	R: 0 E: 0 K: 2 S: 7	H: 0 LOB: 0 BB: 0 P: 7	R: 0 E: 0 K: 1 S: 9	H: 2 LOB: 2 BB: 0 P: 9	R: 0 E: 0 K: 1 S: 6	H: 1 LOB: 1 BB: 0 P: 6	R: 0 E: 0 K: 1 S: 5	H: 0 LOB: 0 BB: 0 P: 5		R: 1 E: 0 K: 0 S: 5	H: 3 LOB: 1 BB: 0 P: 5	1B: 5 2B: 2 3B: 0 HR: 0	SF: 0 SAC: 0 DP: 1 HBP: 0	WP: 0 PB: 0 SB: 0 CS: 0	PA: 34			
PITCHER	IP	WLS	BF	H	R	ER	SO	BB	IBB	HBP	BLK	WP	HR	S	P	ERA		WHIP								
43 Josh Tomlin, R (1, 1) ERA: 4.67 34 Zach McAllister, R (7, 1) ERA: 2.25 44 Ross Detwiler, L (8, 1) ERA: 3.38 61 Dan Otero, R (9, 1) ERA: 4.63	6.0	W	22	3	0	0	10	0	0	0	0	0	0	42	42	0.00		0.500								

Batter	1	2	3	4	5	6	7	8	9	AB	R	H	RBI	BB	SO	LOB	BOTTOM									
20 Rajai Davis, R (1, 7) OBP: 0.280, SLG: 0.333 92 Bryson Myles, R (8, 7)	FC5-4 1B		L8	1-2 1B			F9			4	0	2	0	0	0	0	Seattle Mariners @ Cleveland Indians Goodyear Ballpark, Goodyear, AZ Tue Mar 29 2016, 9:05 PM - 11:24 PM EDT Att: 5,382 - Partly Cloudy - 66 F									
30 Tyler Naquin, L (1, 8) OBP: 0.496, SLG: 0.811 88 Jodd Carter, R (8, 8)	FC5-4 1B		G4-3	K			G1-3			4	1	0	0	0	1	3										
41 Carlos Santana, S (1, 3) OBP: 0.361, SLG: 0.472 99 Grant Fink, R (6, 3) OBP: 0.333, SLG: 0.667	SF8 1B		10 HR BB			G4-3		SF8 2B		2	1	1	0	1	0	0										
10 Yan Gomes, R (1, 2) OBP: 0.333, SLG: 0.674 95 Yandy Diaz, R (8, 5) OBP: 0.333, SLG: 0.333	SF8		HR			F8		SF8		2	1	1	3	0	0	0										
96 Bradley Zimmer, L (1, 10) OBP: 0.444, SLG: 0.625	K		2B			K		L8		4	0	1	0	0	2	1										
91 Clint Frazier, R (1, 9) OBP: 0.222, SLG: 0.125 97 Taylor Murphy, L (8, PH) (9, 9)			K			K		K		3	0	1	0	0	2	1										
1 Michael Martinez, S (1, 5) OBP: 0.239, SLG: 0.476 94 Tyler Krieger, S (8, 4)	F7		K			G4-3		G4-3		3	0	0	0	0	1	1										
79 Todd Hankins, R (1, 4) OBP: 0.286, SLG: 0.240 98 Alex Monsalve, R (8, 2)	K		G3-1			G6-3				3	0	0	0	0	1	1										
87 Yu Chang, R (1, 6) OBP: 0.500, SLG: 1.000 89 Yonathan Mendoza, S (8, 6)	K		20 1B BB			L7				2	0	0	0	1	1	1										
Inning Stats	R: 1 E: 0 K: 1 S: 7	H: 2 LOB: 1 BB: 0 P: 7	R: 0 E: 0 K: 2 S: 8	H: 1 LOB: 0 BB: 0 P: 8	R: 2 E: 0 K: 1 S: 7	H: 2 LOB: 1 BB: 1 P: 11	R: 0 E: 0 K: 2 S: 8	H: 1 LOB: 2 BB: 1 P: 12	R: 0 E: 0 K: 1 S: 5	H: 0 LOB: 0 BB: 0 P: 5	R: 0 E: 0 K: 1 S: 5	H: 0 LOB: 0 BB: 0 P: 5	R: 0 E: 0 K: 1 S: 3	H: 0 LOB: 0 BB: 0 P: 3	R: 1 E: 0 K: 1 S: 6	H: 1 LOB: 0 BB: 0 P: 7		1B: 4 2B: 2 3B: 0 HR: 1	SF: 2 SAC: 0 DP: 0 HBP: 0	WP: 0 PB: 1 SB: 0 CS: 0	PA: 33					
PITCHER	IP	WLS	BF	H	R	ER	SO	BB	IBB	HBP	BLK	WP	HR	S	P	ERA		WHIP								
44 Taijuan Walker, R (1, 1) ERA: 6.55 48 Mayckol Gausipe, R (6, 1) ERA: 2.31 37 Mike Montgomery, L (7, 1) ERA: 2.08 50 Blake Parker, R (8, 1) ERA: 3.0	5.0	L	23	6	3	3	7	2	0	0	0	0	0	5	5	0.00		0.000								

AB	34
R	1
H	7
RBI	1
BB	0
SO	12
LOB	15



AB	29
R	4
H	7
RBI	4
BB	2
SO	9
LOB	8



Batter	1	2	3	4	5	6	7	8	9	AB	R	H	RBI	BB	SO	LOB	TOP							
22 Jason Kipnis, L (1,4) 88 Ordmar Valdez, S (6,4)	L6					G3-1		G4-3		2	0	0	0	2	0	0	Cleveland Indians @ Los Angeles Dodgers Camelback Ranch, Glendale, AZ Wed Mar 30 2016, 4:05 PM - 6:59 PM EDT Att: 6,416 - Sunny - 64 F							
12 Francisco Lindor, S (1,6) 92 Ivan Castillo, S (7,6)	G1-3							K		3	0	1	0	1	0	3								
41 Carlos Santana, S (1,10) 90 Angel Miguel, R (9,PH)										4	0	2	0	0	0	1								
26 Mike Napoli, R (1,3) 97 Nello Rodriguez, R (7,3)	K									3	1	0	0	1	2	2								
6 Marlon Byrd, R (1,9) 88 Connor Marabell, L (7,PR)										3	1	1	0	1	0	1								
4 Juan Uribe, R (1,5) 79 Todd Hankins, R (6,5)										2	1	1	1	1	0	0								
7 Collin Cowgill, R (1,8) 91 Nathan Lukes, L (7,8)										4	0	0	0	0	2	5								
55 Roberto Pérez, R (1,2) 96 Sionar Loopstok, R (8,2)										4	0	1	1	0	2	1								
11 José Ramírez, S (1,7) 90 Dorssys Paulino, R (6,7)										2	0	0	0	1	2	0								
										1	0	1	0	0	0	0								
Inning Stats	R: 0 E: 0 K: 1 S: 7	H: 1 LOB: 0 BB: 0 P: 7	R: 0 E: 0 K: 2 S: 7	H: 0 LOB: 1 BB: 1 P: 11	R: 0 E: 0 K: 1 S: 6	H: 1 LOB: 1 BB: 1 P: 10	R: 2 E: 0 K: 0 S: 5	H: 2 LOB: 3 BB: 3 P: 17	R: 1 E: 1 K: 1 S: 7	H: 1 LOB: 1 BB: 0 P: 7	R: 0 E: 0 K: 2 S: 7	H: 0 LOB: 0 BB: 0 P: 7	R: 1 E: 0 K: 1 S: 5	H: 1 LOB: 2 BB: 3 P: 17	R: 0 E: 0 K: 1 S: 6	H: 1 LOB: 1 BB: 0 P: 6	R: 0 E: 0 K: 1 S: 5	H: 0 LOB: 0 BB: 0 P: 5	1B: 3 2B: 4 3B: 0 HR: 0	SF: 0 SAC: 0 DP: 1 HBP: 0	WP: 0 PB: 0 SB: 1 CS: 1	PA: 41		
PITCHER	IP WLS BF H R ER SO BB IBB HBP BLK WP HR S P ERA WHIP	IP WLS BF H R ER SO BB IBB HBP BLK WP HR S P ERA WHIP	IP WLS BF H R ER SO BB IBB HBP BLK WP HR S P ERA WHIP	IP WLS BF H R ER SO BB IBB HBP BLK WP HR S P ERA WHIP	IP WLS BF H R ER SO BB IBB HBP BLK WP HR S P ERA WHIP	IP WLS BF H R ER SO BB IBB HBP BLK WP HR S P ERA WHIP	IP WLS BF H R ER SO BB IBB HBP BLK WP HR S P ERA WHIP	IP WLS BF H R ER SO BB IBB HBP BLK WP HR S P ERA WHIP	IP WLS BF H R ER SO BB IBB HBP BLK WP HR S P ERA WHIP	IP WLS BF H R ER SO BB IBB HBP BLK WP HR S P ERA WHIP	IP WLS BF H R ER SO BB IBB HBP BLK WP HR S P ERA WHIP	IP WLS BF H R ER SO BB IBB HBP BLK WP HR S P ERA WHIP	IP WLS BF H R ER SO BB IBB HBP BLK WP HR S P ERA WHIP	IP WLS BF H R ER SO BB IBB HBP BLK WP HR S P ERA WHIP	IP WLS BF H R ER SO BB IBB HBP BLK WP HR S P ERA WHIP	IP WLS BF H R ER SO BB IBB HBP BLK WP HR S P ERA WHIP	IP WLS BF H R ER SO BB IBB HBP BLK WP HR S P ERA WHIP	IP WLS BF H R ER SO BB IBB HBP BLK WP HR S P ERA WHIP	IP WLS BF H R ER SO BB IBB HBP BLK WP HR S P ERA WHIP	IP WLS BF H R ER SO BB IBB HBP BLK WP HR S P ERA WHIP	IP WLS BF H R ER SO BB IBB HBP BLK WP HR S P ERA WHIP	IP WLS BF H R ER SO BB IBB HBP BLK WP HR S P ERA WHIP	IP WLS BF H R ER SO BB IBB HBP BLK WP HR S P ERA WHIP	IP WLS BF H R ER SO BB IBB HBP BLK WP HR S P ERA WHIP

Batter	1	2	3	4	5	6	7	8	9	AB	R	H	RBI	BB	SO	LOB	BOTTOM						
26 Chase Utley, L (1,4) 96 Matt Jones, L (4,3)	K									2	0	1	0	0	1	0	Cleveland Indians @ Los Angeles Dodgers Camelback Ranch, Glendale, AZ Wed Mar 30 2016, 4:05 PM - 6:59 PM EDT Att: 6,416 - Sunny - 64 F						
21 Travis Thompson, R (1,9) 88 Connor Marabell, L (7,PR)										4	1	2	1	0	1	1							
23 Adrián González, L (1,3) 77 Carlos Frías, R (4,1) 72 Lisalberto Bonilla, S (7,1) 73 Shawn Zarraga, S (8,PH)	K									2	0	0	0	0	2	2							
33 Scott Van Slyke, R (1,7) 69 Erick Mejia, S (7,9)										3	0	0	0	0	1	0							
31 Joc Pederson, L (1,8) 0 Devan Ahart, L (7,7) 91 Adam Law, R (9,PH)										2	0	0	0	0	1	0							
17 A.J. Ellis, R (1,2) 48 Elian Herrera, S (4,4)										1	1	1	0	0	0	0							
83 Rob Segedin, R (1,5)										3	0	2	0	1	0	1							
6 Charlie Culberson, R (1,6)										3	0	2	2	1	0	1							
22 Clayton Kershaw, L (1,1) 42 Austin Barnes, R (4,2) 80 Caleb Dirks, R (9,1) 69 Brandon Trinkwon, L (9,PH)										1	0	0	0	0	0	0							
										2	0	0	0	0	1	3							
Inning Stats	R: 0 E: 0 K: 2 S: 7	H: 1 LOB: 0 BB: 0 P: 7	R: 1 E: 0 K: 1 S: 7	H: 3 LOB: 2 BB: 0 P: 7	R: 0 E: 0 K: 2 S: 8	H: 1 LOB: 0 BB: 0 P: 8	R: 0 E: 0 K: 1 S: 5	H: 0 LOB: 0 BB: 0 P: 5	R: 0 E: 0 K: 1 S: 4	H: 1 LOB: 2 BB: 1 P: 8	R: 1 E: 0 K: 1 S: 7	H: 2 LOB: 0 BB: 0 P: 9	R: 1 E: 1 K: 0 S: 5	H: 2 LOB: 2 BB: 1 P: 9	1B: 8 2B: 3 3B: 0 HR: 1	SF: 0 SAC: 0 DP: 2 HBP: 0	WP: 0 PB: 0 SB: 0 CS: 1	PA: 37					
PITCHER	IP WLS BF H R ER SO BB IBB HBP BLK WP HR S P ERA WHIP	IP WLS BF H R ER SO BB IBB HBP BLK WP HR S P ERA WHIP	IP WLS BF H R ER SO BB IBB HBP BLK WP HR S P ERA WHIP	IP WLS BF H R ER SO BB IBB HBP BLK WP HR S P ERA WHIP	IP WLS BF H R ER SO BB IBB HBP BLK WP HR S P ERA WHIP	IP WLS BF H R ER SO BB IBB HBP BLK WP HR S P ERA WHIP	IP WLS BF H R ER SO BB IBB HBP BLK WP HR S P ERA WHIP	IP WLS BF H R ER SO BB IBB HBP BLK WP HR S P ERA WHIP	IP WLS BF H R ER SO BB IBB HBP BLK WP HR S P ERA WHIP	IP WLS BF H R ER SO BB IBB HBP BLK WP HR S P ERA WHIP	IP WLS BF H R ER SO BB IBB HBP BLK WP HR S P ERA WHIP	IP WLS BF H R ER SO BB IBB HBP BLK WP HR S P ERA WHIP	IP WLS BF H R ER SO BB IBB HBP BLK WP HR S P ERA WHIP	IP WLS BF H R ER SO BB IBB HBP BLK WP HR S P ERA WHIP	IP WLS BF H R ER SO BB IBB HBP BLK WP HR S P ERA WHIP	IP WLS BF H R ER SO BB IBB HBP BLK WP HR S P ERA WHIP	IP WLS BF H R ER SO BB IBB HBP BLK WP HR S P ERA WHIP	IP WLS BF H R ER SO BB IBB HBP BLK WP HR S P ERA WHIP	IP WLS BF H R ER SO BB IBB HBP BLK WP HR S P ERA WHIP	IP WLS BF H R ER SO BB IBB HBP BLK WP HR S P ERA WHIP	IP WLS BF H R ER SO BB IBB HBP BLK WP HR S P ERA WHIP	IP WLS BF H R ER SO BB IBB HBP BLK WP HR S P ERA WHIP	IP WLS BF H R ER SO BB IBB HBP BLK WP HR S P ERA WHIP



Batter	1	2	3	4	5	6	7	8	9	AB	R	H	RBI	BB	SO	LOB	TOP										
2 Zack Cozart, R OBP: 0.324, SLG: 0.375 26 Hernan Irribarren, L (5, 6)	K2-3	K			K		G4-3			3	0	0	0	0	3	2											
7 Eugenio Suárez, R OBP: 0.439, SLG: 0.579 3 Iván De Jesús Jr., R OBP: 0.327, SLG: 0.392	F8		FC5-2 1B		F8			K		3	0	1	0	0	0	0											
19 Joey Votto, L OBP: 0.623, SLG: 0.635 15 Jordan Pacheco, R OBP: 0.389, SLG: 0.625	BB		F7		BB			K2-3		2	0	1	0	1	0	1											
4 Brandon Phillips, R OBP: 0.386, SLG: 0.642 9 José Peraza, R OBP: 0.313, SLG: 0.426	K		FC5-2 32 BB 1-H		F9			F8		2	0	0	0	0	1	2											
32 Jay Bruce, L OBP: 0.373, SLG: 0.491 69 Juan Duran, R OBP: 0.324, SLG: 0.483		B1-3			BB		E3 43 G6-4-3		K	2	0	0	0	1	0	0											
39 Devin Mesoraco, R OBP: 0.474, SLG: 0.882 37 Ramón Cabrera, S OBP: 0.162, SLG: 0.297		F8			F8			G3-1		1	1	0	0	0	0	2											
43 Scott Schebler, L OBP: 0.339, SLG: 0.599 23 Adam Duvall, R OBP: 0.323, SLG: 0.600		HBP			BB		G6-4-3 1-2		2B	3	0	1	0	0	1	2											
30 Jake Cave, L OBP: 0.317, SLG: 0.302		BB			K			G3		4	0	1	0	0	1	2											
6 Billy Hamilton, S OBP: 0.222, SLG: 0.386 7 Bryson Smith, R OBP: 0.667, SLG: 1.400		BB			G4-3			G4-3		3	0	1	1	0	0	1											
Inning Stats	R: 0 E: 0 K: 2 S: 7	H: 0 LOB: 1 BB: 1 P: 11	R: 1 E: 0 K: 2 S: 9	H: 2 LOB: 2 BB: 0 P: 10	R: 0 E: 0 K: 0 S: 4	H: 1 LOB: 0 BB: 1 P: 9	R: 0 E: 0 K: 1 S: 6	H: 1 LOB: 1 BB: 0 P: 6	R: 0 E: 0 K: 0 S: 3	H: 0 LOB: 0 BB: 0 P: 3	R: 0 E: 0 K: 0 S: 3	H: 0 LOB: 0 BB: 0 P: 3	R: 0 E: 0 K: 2 S: 7	H: 0 LOB: 0 BB: 0 P: 7	R: 0 E: 0 K: 1 S: 6	H: 1 LOB: 1 BB: 0 P: 6	1B: 5 2B: 1 3B: 0 HR: 0	SF: 0 SAC: 0 DP: 1 HBP: 1	WP: 0 PB: 0 SB: 0 CS: 1	PA: 35							
PITCHER	IP	WLS	BF	H	R	ER	SO	BB	IBB	HBP	BLK	WP	HR	S	P	ERA	WHIP										
59 Carlos Carrasco, R ERA: 3.28	6.2	W	27	5	1	1	6	2	0	1	0	0	0	37	47	1.35	1.050										
62 Jose Chamberlain, R ERA: 2.7	0.2	H	2	0	0	0	1	0	0	0	0	0	0	4	4	0.00	0.000										
27 Bryan Shaw, R ERA: 6.84	0.2	H	2	0	0	0	1	0	0	0	0	0	0	4	4	0.00	0.000										
61 Dan Otero, R ERA: 4.26	1.0	S	4	1	0	0	1	0	0	0	0	0	0	6	6	0.00	1.000										

Cincinnati Reds @ Cleveland Indians
Goodyear Ballpark, Goodyear, AZ
Thu Mar 31 2016, 3:08 PM - 5:39 PM EDT
Att.: 4,450 - Sunny - 66 F

AB 32
R 1
H 6
RBI 1
BB 2
SO 9
LOB 14



Batter	1	2	3	4	5	6	7	8	9	AB	R	H	RBI	BB	SO	LOB	BOTTOM										
20 Rajai Davis, R OBP: 0.264, SLG: 0.314	G5-3	FC6-4		K		F8				3	0	0	0	0	1	4											
30 Tyler Naquin, L OBP: 0.448, SLG: 0.796										1	0	0	0	0	0	1											
22 Jason Kipnis, L OBP: 0.335, SLG: 0.500 11 José Ramírez, S OBP: 0.358, SLG: 0.623	L6		FC5 26 BB	L9			G6-3 89 G6-3			1	0	0	0	1	0	0											
79 Todd Hankins, R OBP: 0.310, SLG: 0.240			BB				2B			2	1	1	0	0	0	1											
12 Francisco Lindor, S OBP: 0.397, SLG: 0.697 89 Yhoxian Medina, R OBP: 0.250, SLG: 0.250	2B			K		F9		G6-3		2	0	1	0	0	1	1											
26 Mike Napoli, R OBP: 0.443, SLG: 0.608 55 Roberto Pérez, R OBP: 0.347, SLG: 0.455	K		BB				L9			2	1	0	0	1	2	1											
41 Carlos Santana, S OBP: 0.368, SLG: 0.458 97 Nellie Rodríguez, R OBP: 0.266, SLG: 0.197		BB						F9		2	0	0	0	1	0	1											
10 Yan Gomes, R OBP: 0.360, SLG: 0.705 63 Guillermo Quiroz, R OBP: 0.143, SLG: 0.143 81 Jeremy Lucas, R OBP: 0.533, SLG: 0.333		BB								1	0	1	0	1	0	0											
6 Marlon Byrd, R OBP: 0.448, SLG: 0.690 92 Bryson Myles, R OBP: 0.667, SLG: 0.500	K									2	0	0	0	0	1	4											
4 Juan Uribe, R OBP: 0.333, SLG: 0.517 1 Michael Martínez, S OBP: 0.227, SLG: 0.455	E1 20 FC6-4									1	0	1	0	1	0	0											
7 Collin Cowgill, R OBP: 0.250, SLG: 0.418	K									3	0	1	0	0	2	4											
96 Jordan Smith, L										0	0	0	0	0	0	0											
Inning Stats	R: 0 E: 0 K: 1 S: 6	H: 1 LOB: 1 BB: 0 P: 7	R: 0 E: 1 K: 2 S: 9	H: 1 LOB: 3 BB: 1 P: 13	R: 2 E: 1 K: 1 S: 6	H: 0 LOB: 2 BB: 3 P: 18	R: 0 E: 0 K: 1 S: 6	H: 1 LOB: 1 BB: 0 P: 6	R: 0 E: 0 K: 2 S: 7	H: 0 LOB: 1 BB: 1 P: 12	R: 1 E: 0 K: 0 S: 4	H: 1 LOB: 1 BB: 0 P: 5	R: 0 E: 0 K: 1 S: 5	H: 1 LOB: 0 BB: 0 P: 5	1B: 1 2B: 4 3B: 0 HR: 0	SF: 0 SAC: 0 DP: 0 HBP: 0	WP: 2 PB: 2 SB: 0 CS: 0	PA: 35									
PITCHER	IP	WLS	BF	H	R	ER	SO	BB	IBB	HBP	BLK	WP	HR	S	P	ERA	WHIP										
84 Cody Reed, L ERA: 2.87	4.1	L	22	3	2	0	6	4	0	0	0	0	0	30	47	0.00	1.615										
60 J.J. Hoover, R ERA: 2.25	0.2		2	0	0	0	1	0	0	0	0	0	0	4	4	0.00	0.000										
48 Keyvius Sampson, R ERA: 2.89	1.1		6	1	1	1	2	1	0	0	0	1	0	9	14	6.75	1.500										
52 Tony Cingrani, L ERA: 0.82	0.2		2	0	0	0	0	0	0	0	0	0	0	2	3	0.00	0.000										
27 Rose Ohlendorf, R ERA: 5.4	1.0		3	1	0	0	1	0	0	0	0	0	0	5	5	0.00	1.000										

Cincinnati Reds @ Cleveland Indians
Goodyear Ballpark, Goodyear, AZ
Thu Mar 31 2016, 3:08 PM - 5:39 PM EDT
Att.: 4,450 - Sunny - 66 F

AB 30
R 3
H 5
RBI 0
BB 5
SO 10
LOB 27



Batter	1	2	3	4	5	6	7	8	9	AB	R	H	RBI	BB	SO	LOB	TOP			
20 Rajai Davis, R OBP: 0.288, SLG: 0.375 30 Tyler Naquin, L OBP: 0.444, SLG: 0.759	G5-3		HR		G6-3		F8			2	1	1	3	0	0	0				
22 Jason Kipnis, L OBP: 0.324, SLG: 0.467 11 José Ramírez, S OBP: 0.343, SLG: 0.594	G4-3		G4-3		F8			F8		2	0	0	0	0	0	0				
12 Francisco Lindor, S OBP: 0.391, SLG: 0.629 1 Michael Martínez, S OBP: 0.213, SLG: 0.426	G5-3		G6-3			L8		F7		2	0	0	0	0	0	0				
26 Mike Napoli, R OBP: 0.463, SLG: 0.600 96 Jordan Smith, L (6, PH)		E1	1B			K		L8		2	0	2	0	0	0	0				
41 Carlos Santana, S OBP: 0.373, SLG: 0.492 97 Nellie Rodríguez, R OBP: 0.222, SLG: 0.125		E1	1B		F9				K	3	0	1	0	0	0	2				
10 Yan Gomes, R OBP: 0.357, SLG: 0.720 55 Roberto Pérez, R OBP: 0.333, SLG: 0.435 81 Jeremy Lucas, R OBP: 0.429, SLG: 0.333	K				F8				89 1B	2	0	0	0	0	1	2				
6 Marlon Byrd, R OBP: 0.371, SLG: 0.484 89 Yhoxian Medina, R OBP: 0.500, SLG: 0.400	G5-4-3				K				79 1B	2	0	0	0	0	1	2				
4 Juan Uribe, R OBP: 0.361, SLG: 0.618 79 Todd Hankins, R OBP: 0.313, SLG: 0.286					P4				G4-6-3	1	1	0	0	1	0	0				
7 Collin Cowgill, R OBP: 0.270, SLG: 0.431 92 Bryson Myles, R OBP: 0.600, SLG: 0.750			20 HR							2	1	1	0	0	1	0				
Inning Stats	R: 0 H: 0 E: 0 K: 0 S: 6	H: 0 LOB: 0 BB: 0 P: 12	R: 0 H: 1 E: 1 K: 1 S: 16	LOB: 1 BB: 0 P: 20	R: 3 H: 3 E: 0 K: 0 S: 15	H: 3 LOB: 1 BB: 1 P: 27	R: 0 H: 0 E: 0 K: 1 S: 7	H: 0 LOB: 0 BB: 0 P: 12	R: 0 H: 0 E: 0 K: 2 S: 14	H: 1 LOB: 1 BB: 1 P: 20	R: 0 H: 0 E: 0 K: 1 S: 10	H: 0 LOB: 1 BB: 1 P: 21	R: 0 H: 0 E: 0 K: 0 S: 3	H: 0 LOB: 0 BB: 0 P: 6	R: 0 H: 1 E: 0 K: 1 S: 11	H: 1 LOB: 1 BB: 1 P: 18	1B: 5 2B: 0 3B: 0 HR: 1	SF: 0 SAC: 0 DP: 2 HBP: 0	WP: 0 PA: 35 PB: 0 SB: 1 CS: 0	
PITCHER	IP	WLS	BF	H	R	ER	SO	BB	IBB	HBP	BLK	WP	HR	S	P	ERA	WHIP			
45 Derek Holland, L ERA: 2.88	(1, 1)	3.0	L	14	4	3	3	1	0	0	0	0	1	37	61	9.00	1.667			
57 Francisco Mendoza, R ERA: 1.08	(1, 1)	1.0		3	0	0	0	1	0	0	0	0	0	7	12	0.00	0.000			
50 Keone Kela, R ERA: 1.08	(5, 1)	1.0		3	0	0	0	1	0	0	0	0	0	7	9	0.00	0.000			
31 Phil Klein, R ERA: 2.45	(6, 1)	1.0		4	1	0	0	2	0	0	0	0	0	14	20	0.00	1.000			
79 Jose Valdespina, R ERA: 3.6	(7, 1)	2.0		7	0	0	0	1	1	0	0	0	0	13	27	0.00	0.500			
PITCHER	IP	WLS	BF	H	R	ER	SO	BB	IBB	HBP	BLK	WP	HR	S	P	ERA	WHIP			
82 Jimmy Reyes, L ERA:	(9, 1)	1.0		4	1	0	0	1	0	0	0	0	0	11	18	0.00	2.000			

Batter	1	2	3	4	5	6	7	8	9	AB	R	H	RBI	BB	SO	LOB	BOTTOM				
12 Rougned Odor, L OBP: 0.349, SLG: 0.698 75 Isiah Kiner-Faleola, R OBP: 0.286, SLG: 0.251	F8	FC6-3-2					G5-3			2	0	0	0	0	0	2					
17 Shin-Soo Choo, L OBP: 0.386, SLG: 0.368 74 Ryan Cordell, R OBP: 0.370, SLG: 0.560	F9		84 1B				L9			1	0	0	0	1	0	0					
20 Ian Desmond, R OBP: 0.389, SLG: 0.590 25 Justin Ruggiano, R OBP: 0.288, SLG: 0.455	84 BB		P3				F9			1	1	0	0	1	0	1					
84 Prince Fielder, L OBP: 0.362, SLG: 0.500 73 Ronald Guzmán, L OBP: 0.440, SLG: 0.750	18 1B		18 1B				G6-3			1	0	1	0	1	0	0					
18 Mitch Moreland, L OBP: 0.314, SLG: 0.465 16 Ryan Rua, R OBP: 0.443, SLG: 0.649	1 1B		G6-3			63 1B		G4-3		2	0	1	1	0	0	2					
1 Elvis Andrus, R OBP: 0.480, SLG: 0.395 36 Luis Martí, R	FC6-4							G4-3		2	0	1	0	0	0	2					
61 Robinson Chirinos, R OBP: 0.283, SLG: 0.364 63 Brett Nicholas, L OBP: 0.476, SLG: 0.833 54 Pat Centilli, R OBP: 1.000, SLG: 2.500			2 SH5-4				G4-6-3			2	0	1	0	0	0	1					
2 Hanser Alberto, R OBP: 0.389, SLG: 0.608 38 Doug Bernier, R OBP: 0.071, SLG: 0.077		3 1B						G5-3		1	0	1	0	0	0	0					
3 Delino DeShields, R OBP: 0.315, SLG: 0.510 70 Lewis Brinson, R OBP: 0.391, SLG: 0.545										2	0	0	0	0	1	1					
Inning Stats	R: 1 H: 1 E: 0 K: 0 S: 11	H: 1 LOB: 2 BB: 2 P: 25	R: 0 H: 2 E: 0 K: 1 S: 10	LOB: 1 BB: 0 P: 11	R: 0 H: 1 E: 0 K: 0 S: 7	H: 1 LOB: 3 BB: 1 P: 13	R: 0 H: 2 E: 0 K: 1 S: 12	H: 2 LOB: 3 BB: 0 P: 15	R: 0 H: 0 E: 0 K: 3 S: 9	H: 0 LOB: 0 BB: 0 P: 14	R: 0 H: 0 E: 0 K: 1 S: 5	H: 0 LOB: 0 BB: 1 P: 9	R: 0 H: 0 E: 0 K: 1 S: 7	H: 0 LOB: 0 BB: 0 P: 11	R: 0 H: 0 E: 0 K: 0 S: 9	H: 0 LOB: 0 BB: 0 P: 15	R: 0 H: 1 E: 0 K: 1 S: 16	H: 1 LOB: 1 BB: 0 P: 25	1B: 6 2B: 1 3B: 1 HR: 0	SF: 0 SAC: 1 DP: 3 HBP: 0	WP: 0 PA: 35 PB: 0 SB: 0 CS: 0
PITCHER	IP	WLS	BF	H	R	ER	SO	BB	IBB	HBP	BLK	WP	HR	S	P	ERA	WHIP				
31 Danny Salazar, R ERA: 5.47	(1, 1)	5.0		22	6	1	1	3	0	0	0	0	0	49	78	1.80	1.800				
47 Trevor Bauer, R ERA: 2.14	(6, 1)	1.0	H	3	0	0	0	1	0	0	0	0	0	5	9	0.00	1.000				
53 Jeff Manship, R ERA: 3.86	(7, 1)	1.0	H	3	0	0	0	1	0	0	0	0	0	7	11	0.00	0.000				
44 Ross Detwiler, L ERA: 3.6	(8, 1)	1.0	H	3	0	0	0	0	0	0	0	0	0	9	15	0.00	0.000				
50 Tom Gorzelanny, L ERA: 3.72	(9, 1)	1.0	S	4	1	0	0	1	0	0	0	0	0	16	25	0.00	1.000				

Cleveland Indians @ Texas Rangers
Globe Life Park in Arlington, Arlington, TX
Sat Apr 02 2016, 2:08 PM - 4:48 PM EDT
Att: 17,114 - Sunny - 65 F

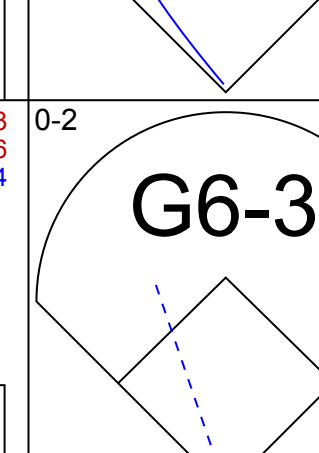
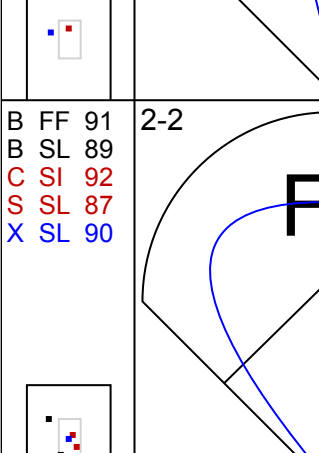
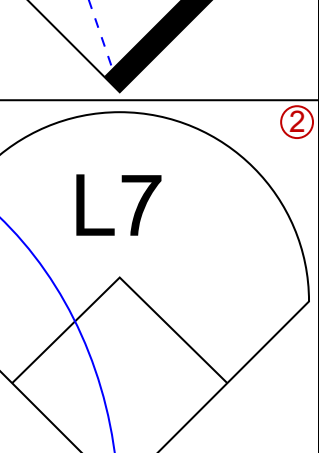
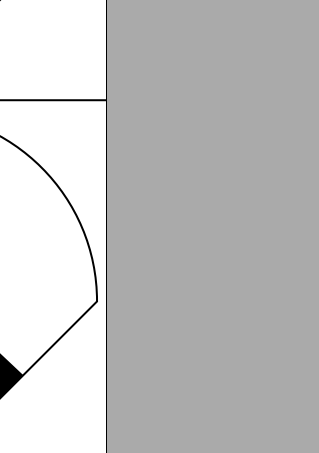

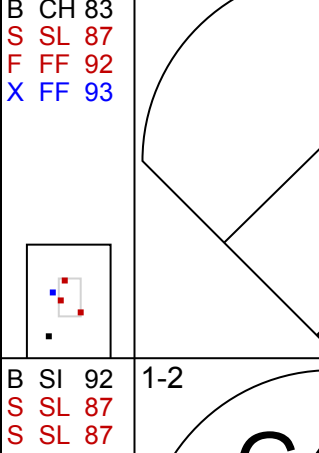
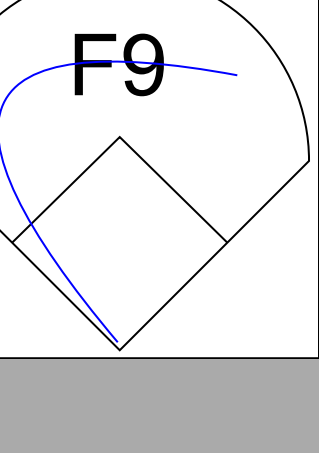
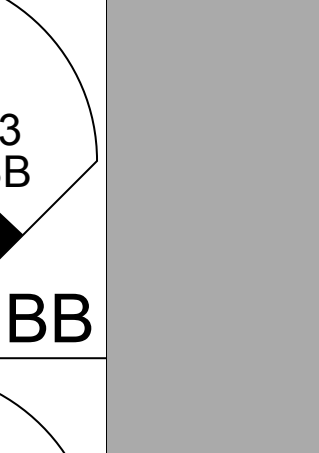
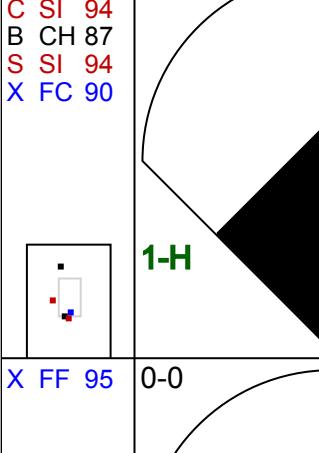

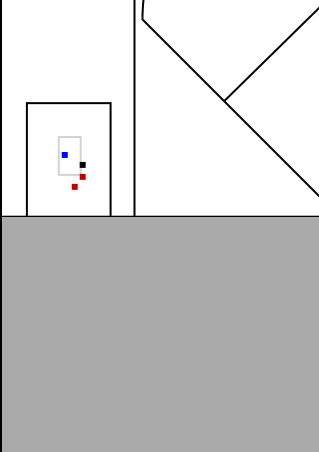

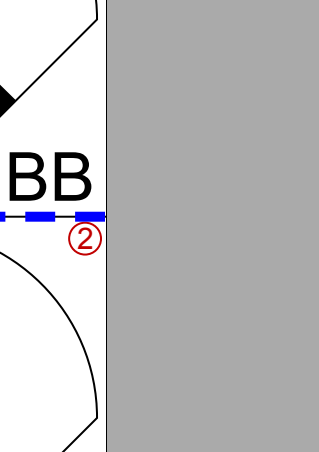
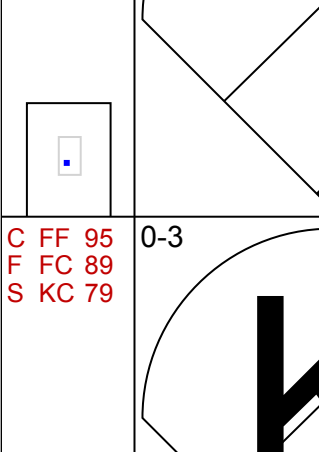
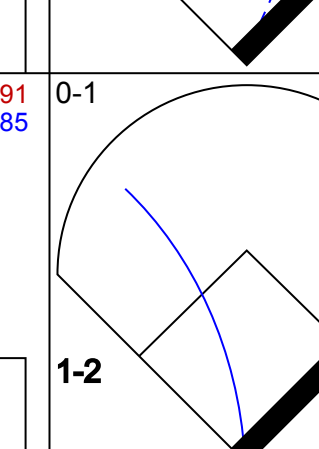


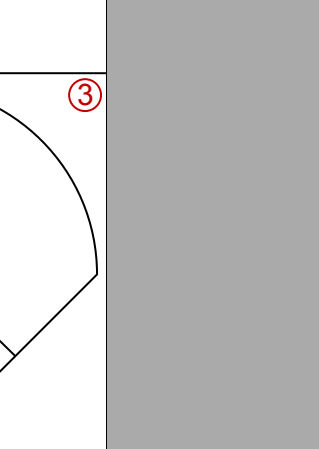
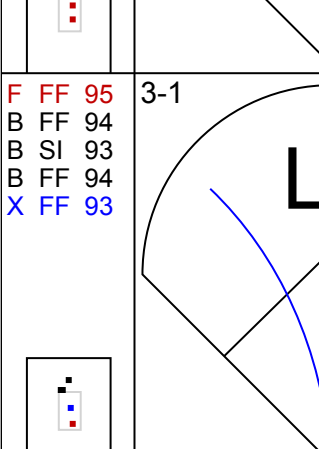
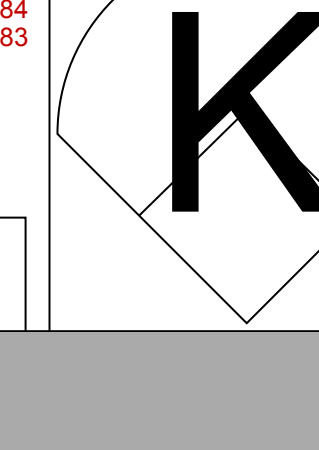
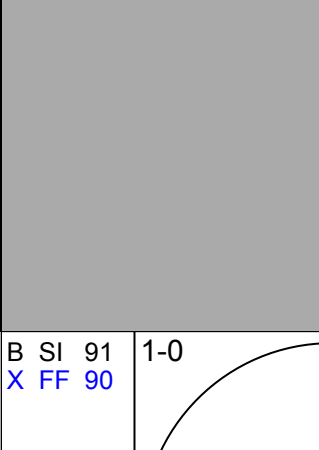
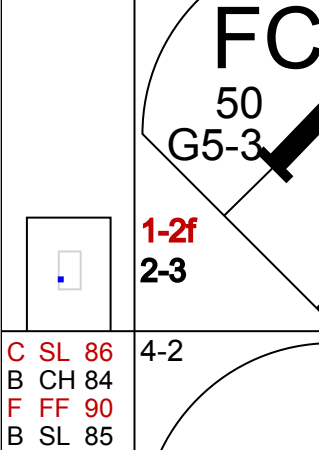
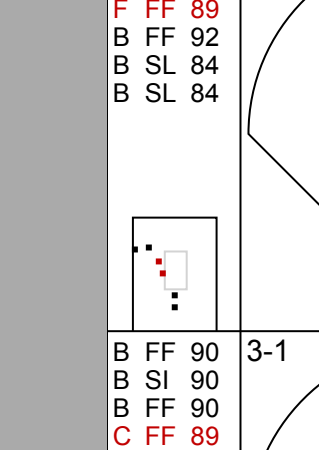
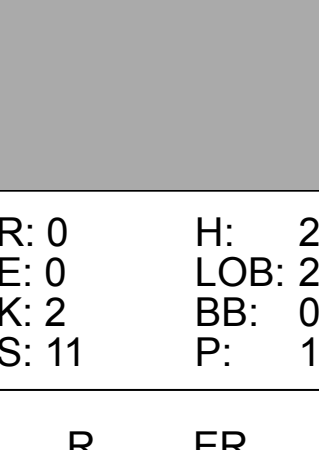
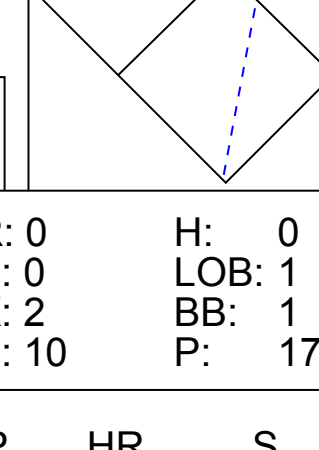
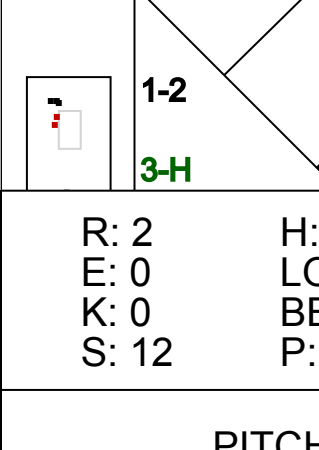
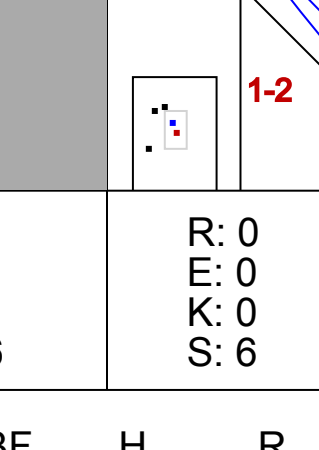






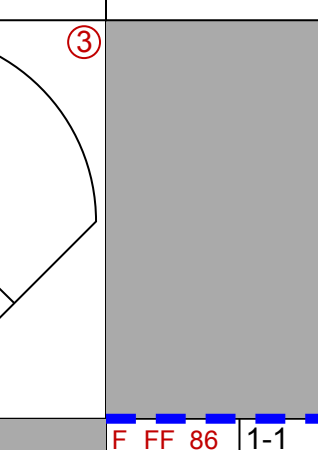
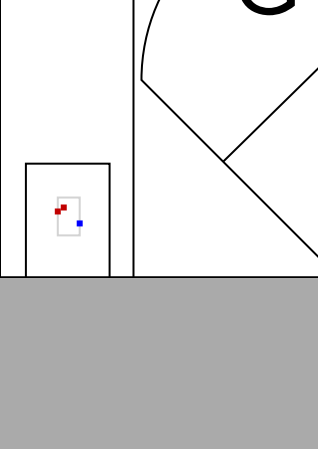
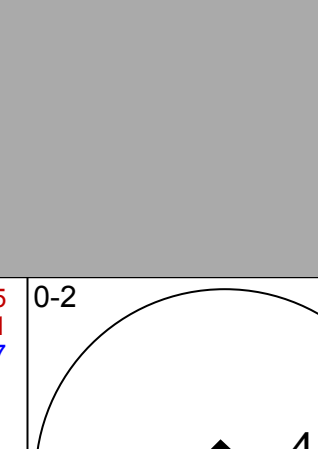

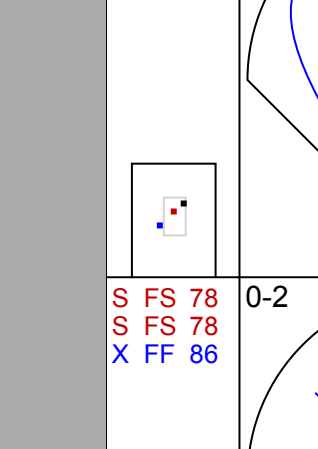
AB 32
R 3
H 6
RBI 3
BB 3
SO 7
LOB 12



Cleveland Indians @ Texas Rangers
Globe Life Park in Arlington, Arlington, TX
Sat Apr 02 2016, 2:08 PM - 4:48 PM EDT
Att: 17,114 - Sunny - 65 F

AB 30
R 1
H 7
RBI 1
BB 4
SO 8
LOB 16

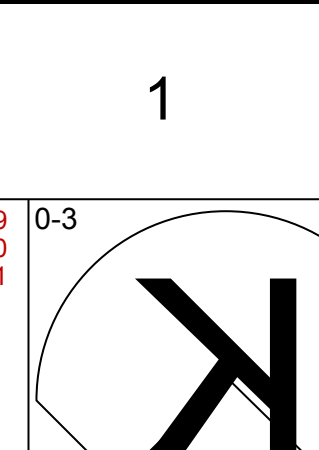
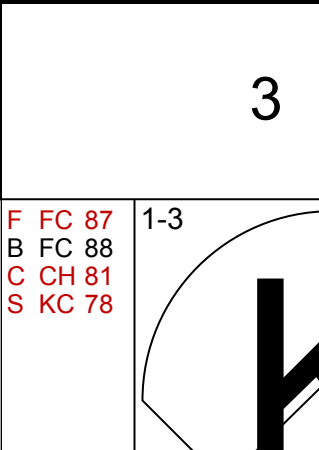
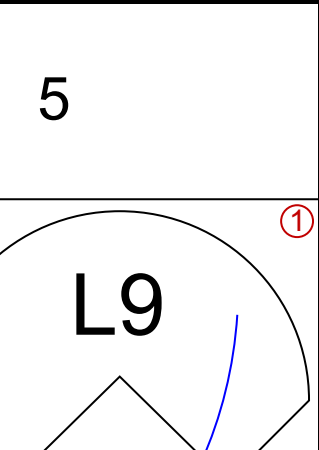
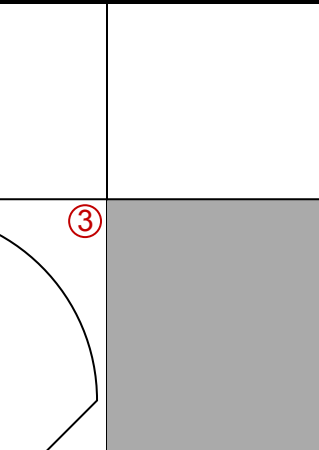
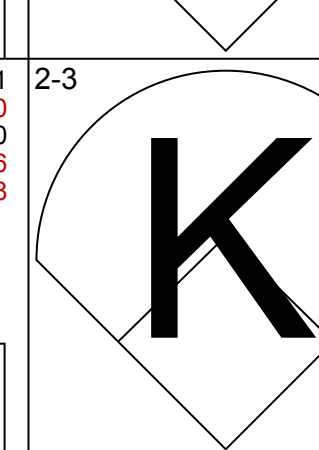
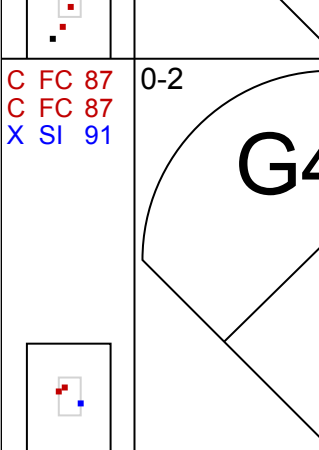
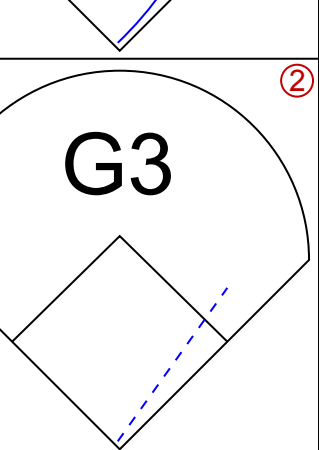
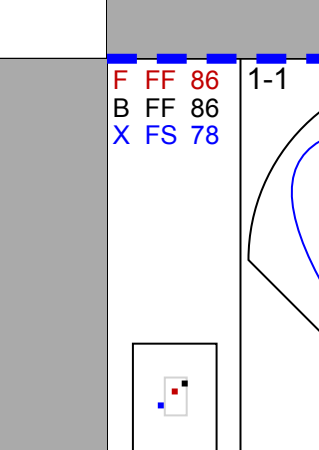
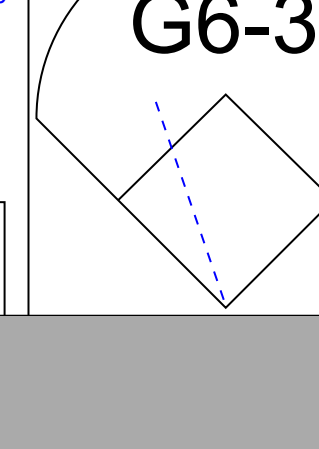
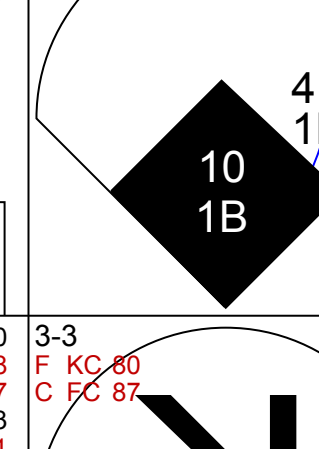
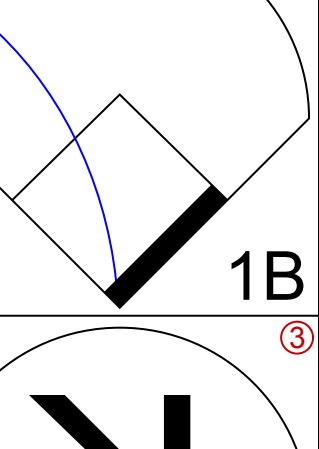
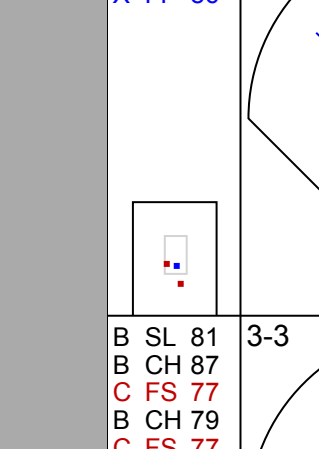
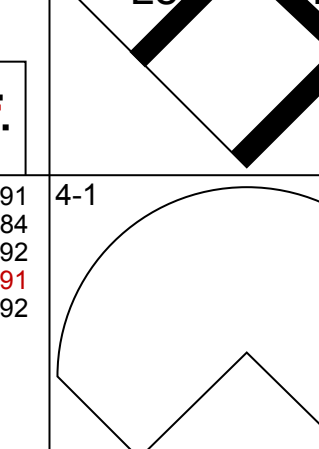

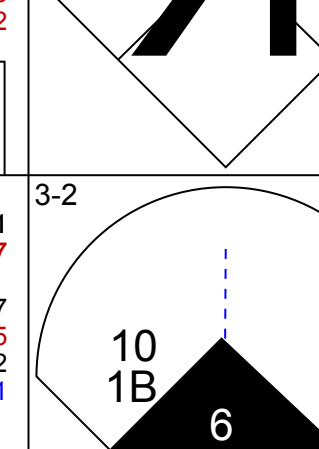

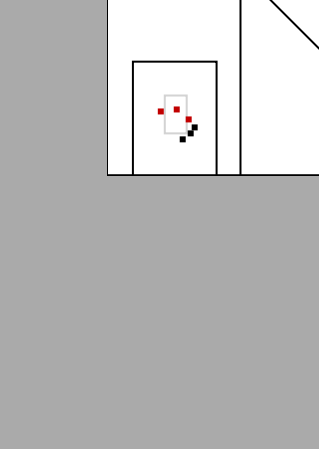
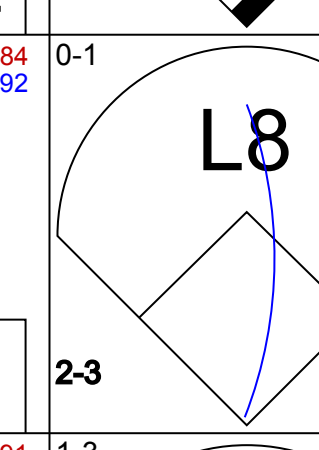

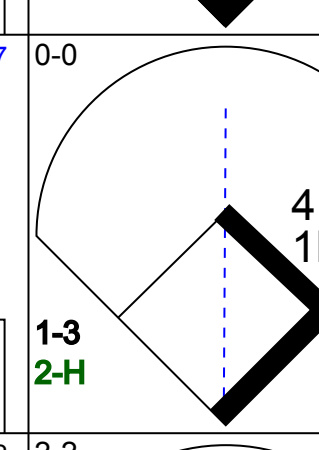

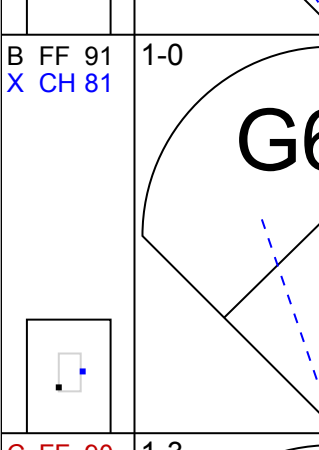

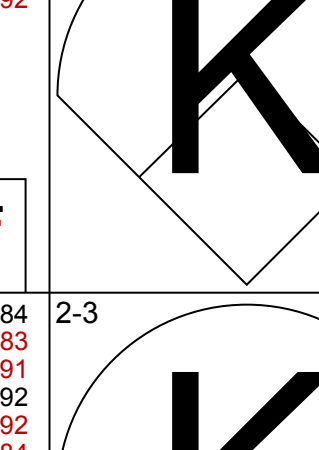
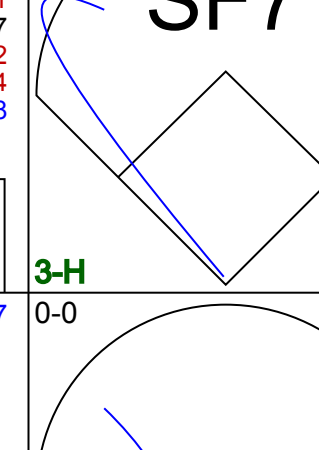
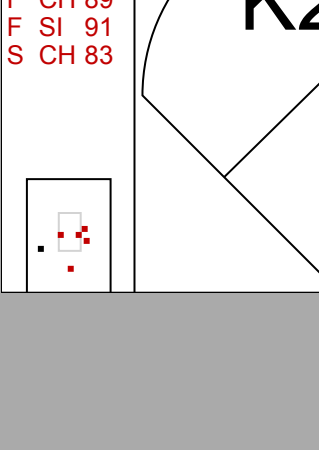
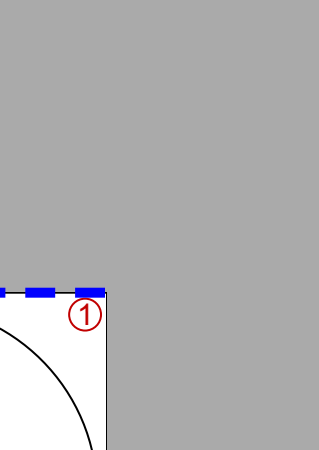
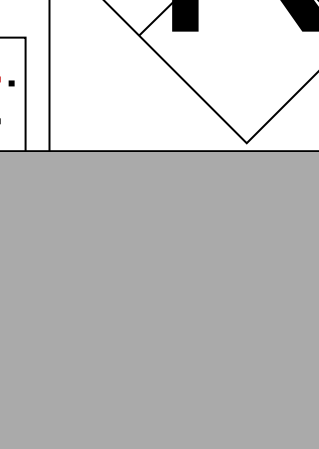
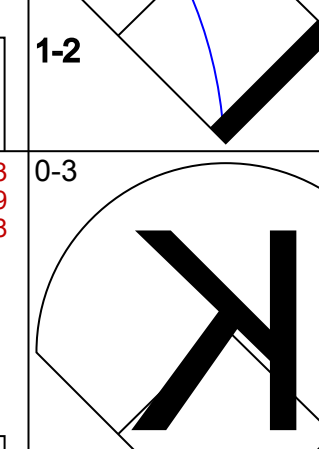

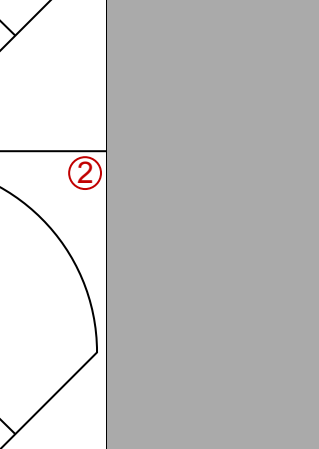
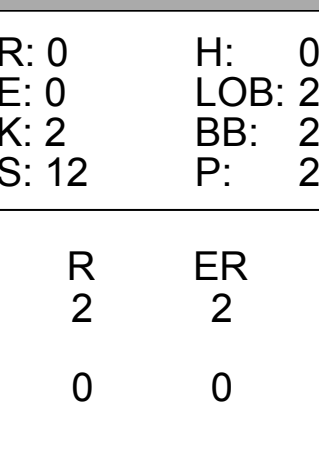
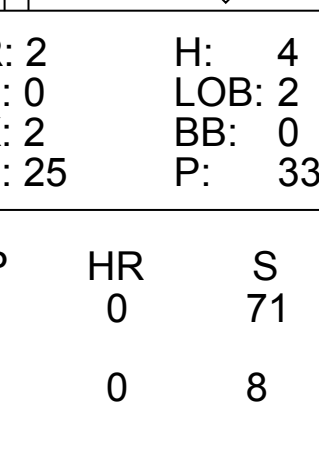
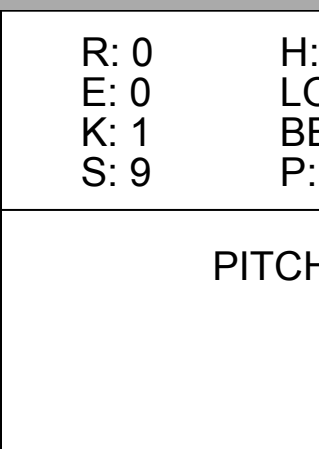
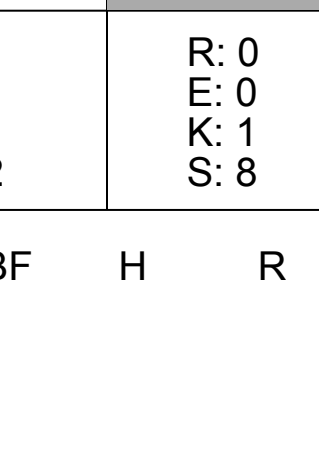
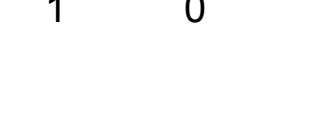




Batter	1	2	3	4	5	6	7	8	9	AB	R	H	RBI	BB	SO	LOB	TOP			
50 Mookie Betts, R OBP: 0.400, SLG: 1.000										5	1	2	2	0	1	2				
15 Dustin Pedroia, R OBP: 0.400, SLG: 0.400										4	1	0	0	1	0	1				
2 Xander Bogaerts, R OBP: 0.400, SLG: 0.400										5	0	0	0	0	1	2				
34 David Ortiz, L OBP: 0.400, SLG: 0.400										4	1	2	2	1	0	1				
13 Hanley Ramirez, R OBP: 0.400, SLG: 0.400										4	1	2	0	1	1	1				
47 Travis Shaw, L OBP: 0.400, SLG: 0.400										5	1	2	0	0	3	4				
12 Brock Holt, L OBP: 0.400, SLG: 0.400										5	0	2	1	0	1	4				
23 Blake Swihart, S OBP: 0.400, SLG: 0.400										2	0	0	0	2	1	4				
25 Jackie Bradley Jr., L OBP: 0.500, SLG: 0.333										3	1	1	0	1	0	2				
Inning Stats	R: 0 E: 0 K: 1 S: 8	H: 0 LOB: 0 BB: 0 P: 10	R: 0 E: 0 K: 2 S: 11	H: 2 LOB: 2 BB: 0 P: 14	R: 2 E: 0 K: 0 S: 15	H: 3 LOB: 1 BB: 0 P: 21	R: 0 E: 0 K: 2 S: 10	H: 0 LOB: 1 BB: 1 P: 17	R: 0 E: 0 K: 0 S: 11	H: 1 LOB: 1 BB: 0 P: 16	R: 0 E: 0 K: 1 S: 13	H: 0 LOB: 3 BB: 2 P: 26	R: 0 E: 0 K: 0 S: 6	H: 0 LOB: 0 BB: 1 P: 14	R: 2 E: 0 K: 2 S: 14	H: 2 LOB: 1 BB: 1 P: 24	1B: 8 2B: 1 3B: 0 HR: 2	SF: 0 SAC: 0 DP: 1 HBP: 0	WP: 1 PA: 43	
PITCHER	IP WLS BF H R ER SO BB IBB HBP BLK WP HR S P ERA WHIP	5.1 L 27 9 4 4 5 2 0 0 0 0 1 1 64 96 6.75 2.062	6.1 1.0 5 0 0 0 1 1 1 0 0 0 0 0 10 23 0.00 1.000	7.1 0.2 2 0 0 0 1 0 0 0 0 0 0 6 9 0.00 0.000	8.1 1.0 3 0 0 0 0 1 0 0 0 0 0 0 6 14 0.00 1.000	9.1 1.0 6 2 2 2 2 1 0 0 0 0 0 1 14 24 18.00 3.000														

Boston Red Sox @ Cleveland Indians
Progressive Field, Cleveland, OH
Tue Apr 05 2016, 1:12 PM - 4:24 PM EDT
Att: 34,493 - Sunny - 34 F

AB 37
R 6
H 11
RBI 5
BB 6
SO 8
LOB 21

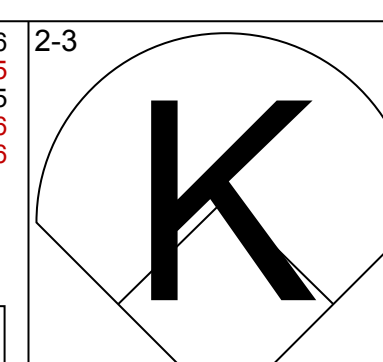
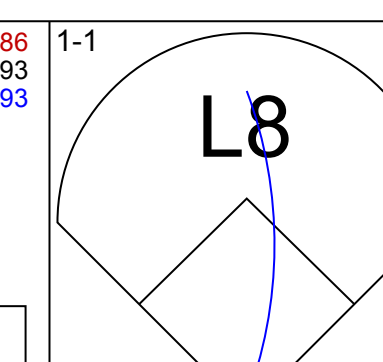
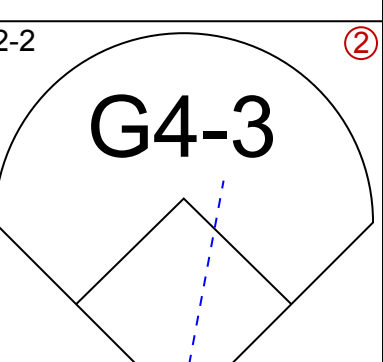
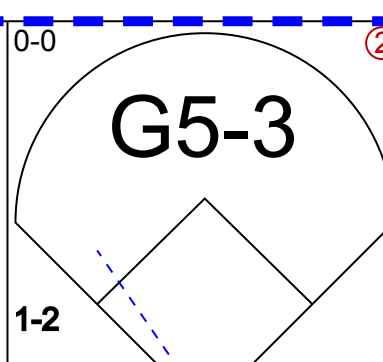
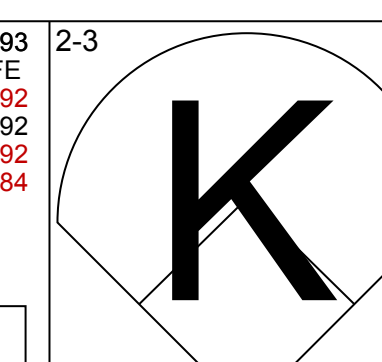
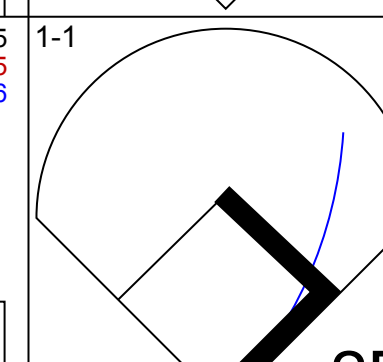
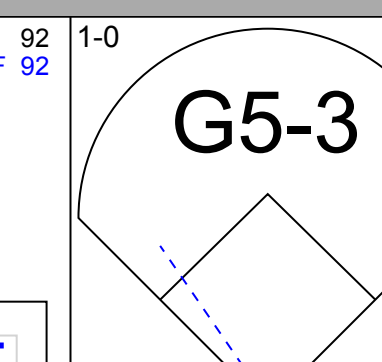
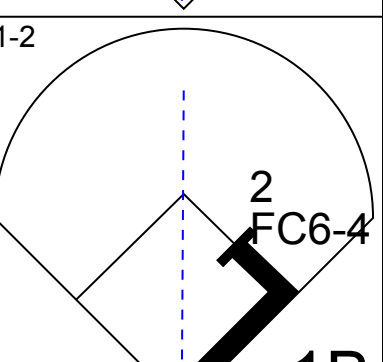
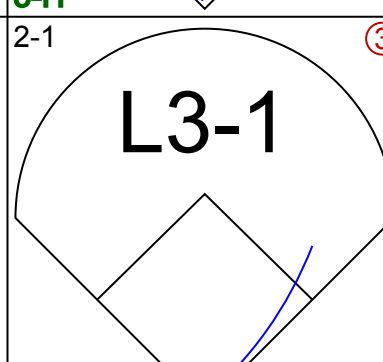
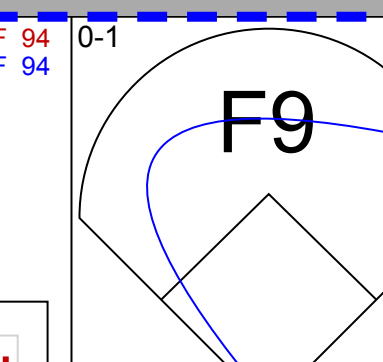
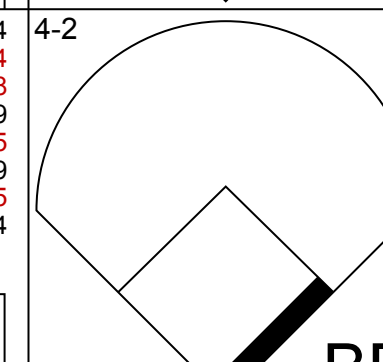
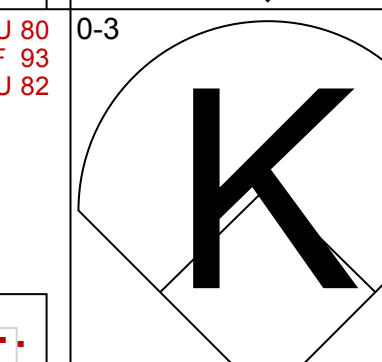
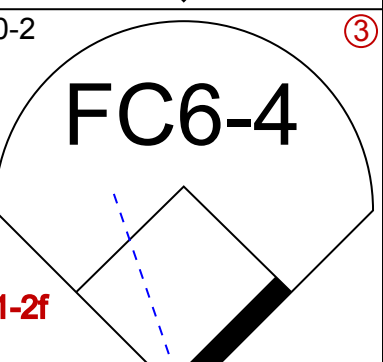
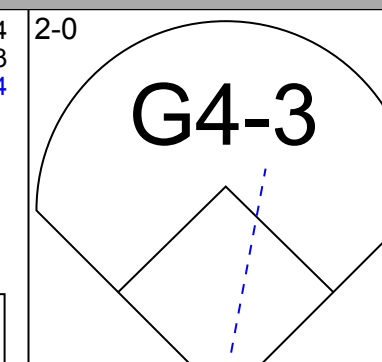
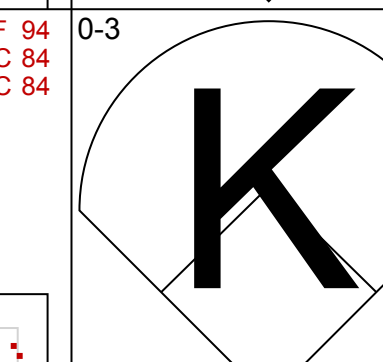
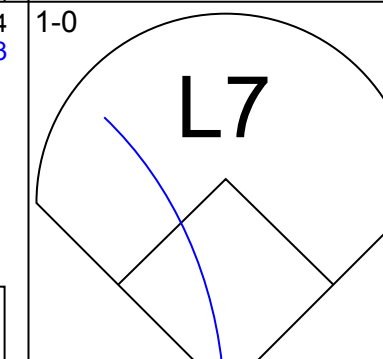
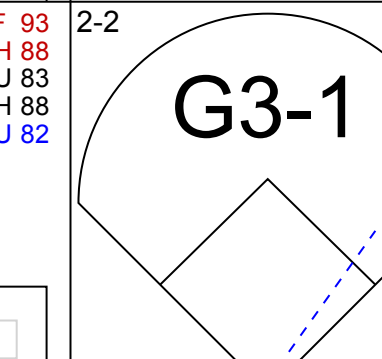
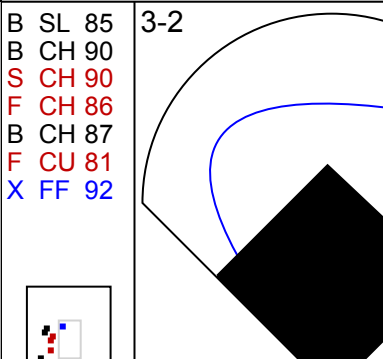
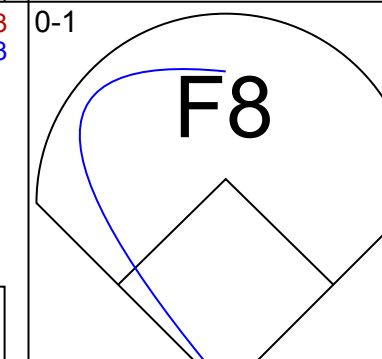
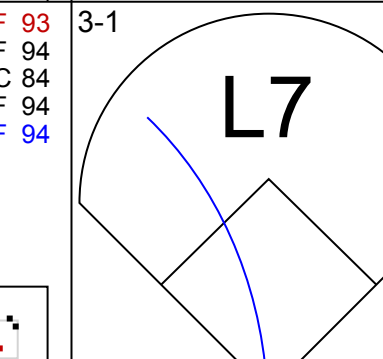
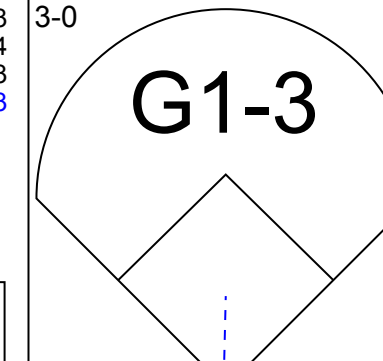

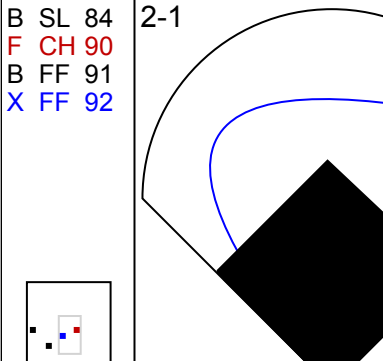
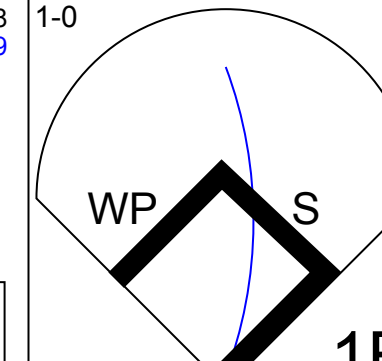

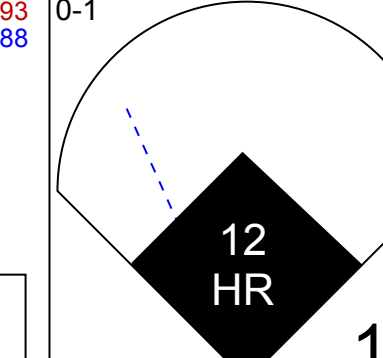
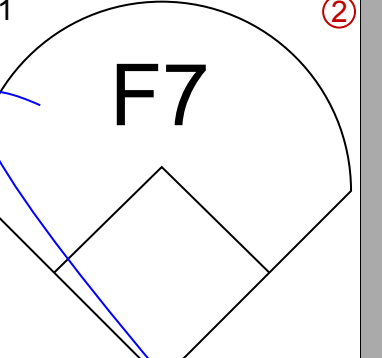
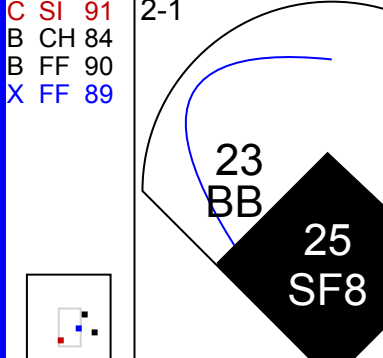
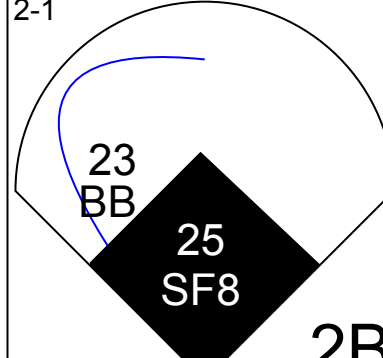

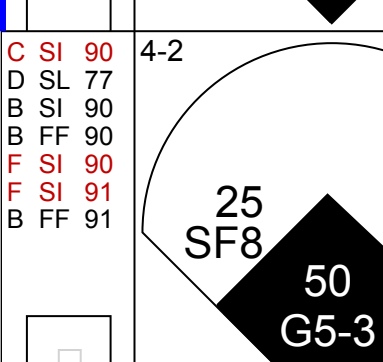
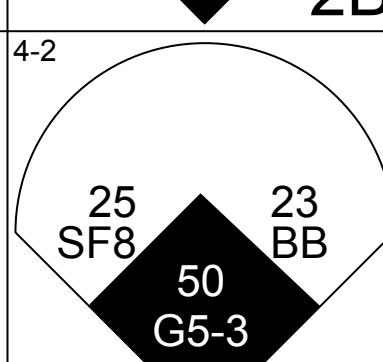
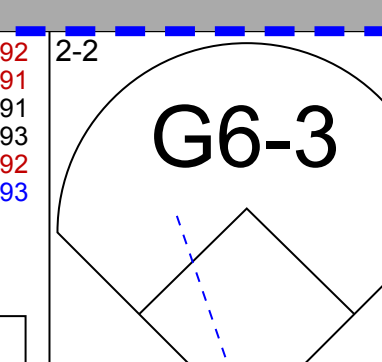
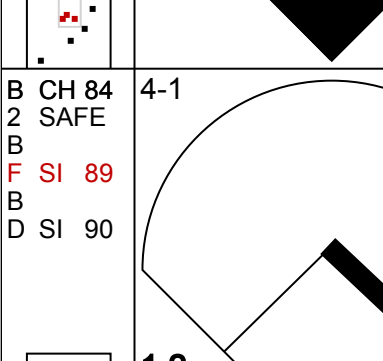
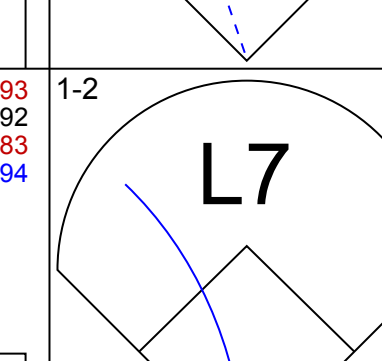
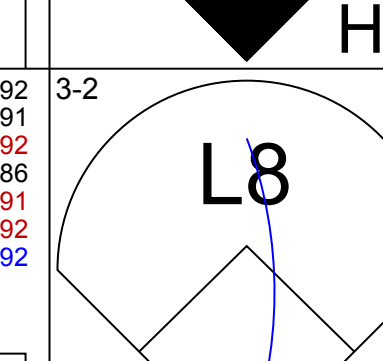
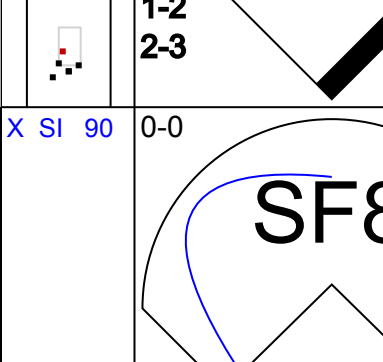
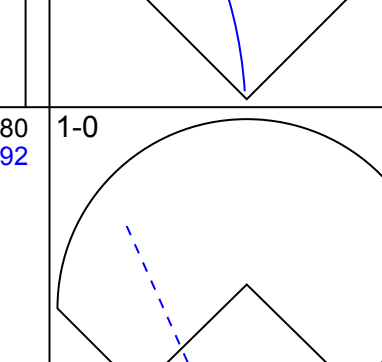
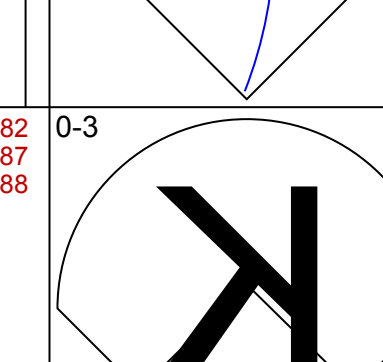
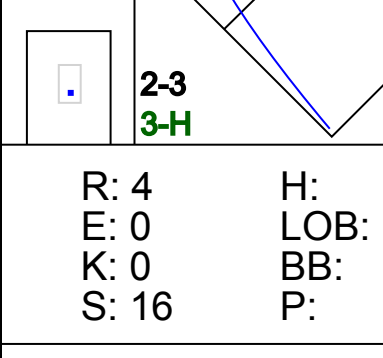
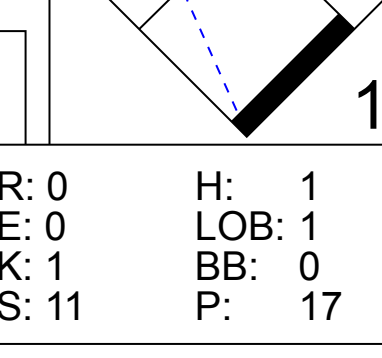
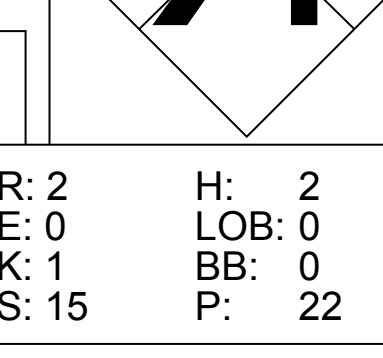
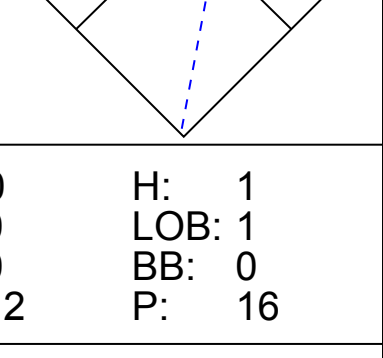
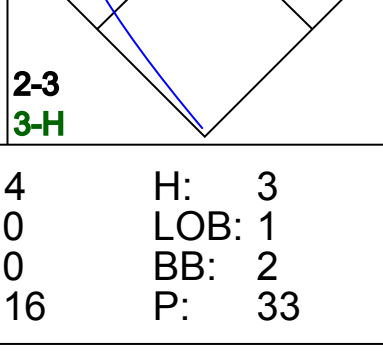
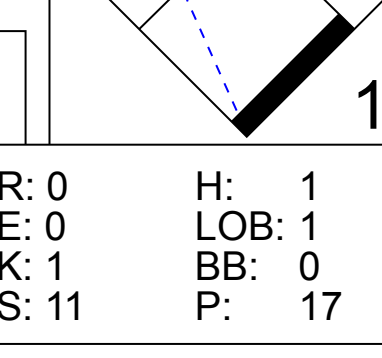


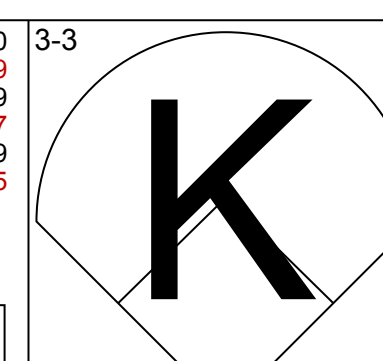
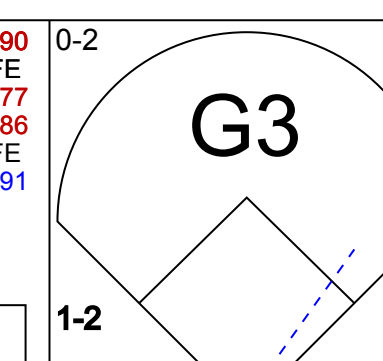
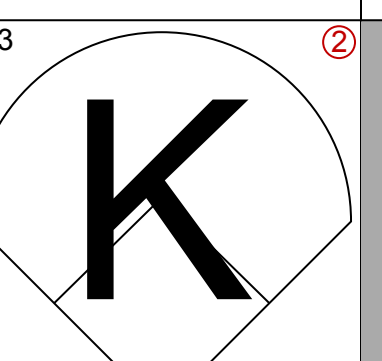
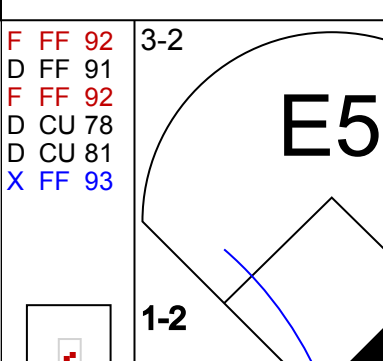
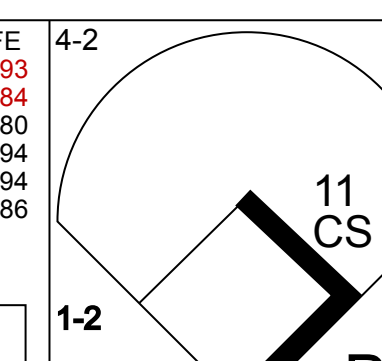
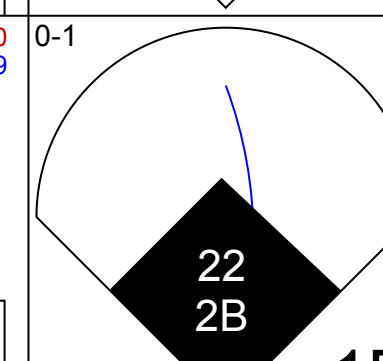
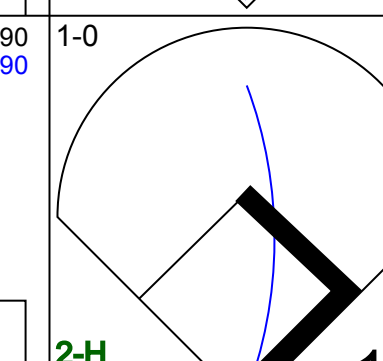
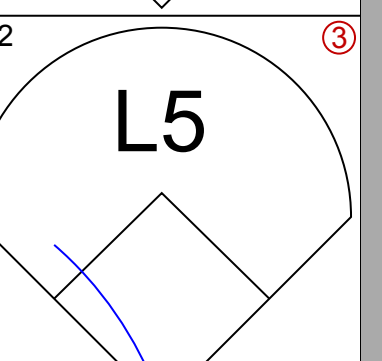
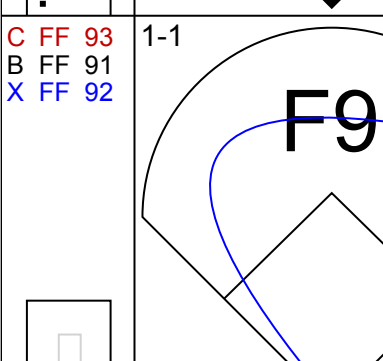
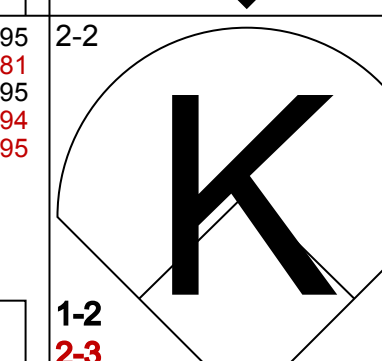
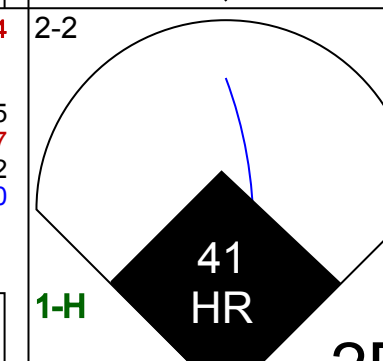
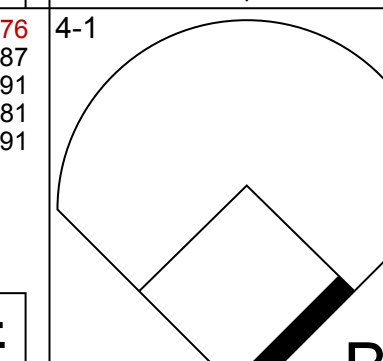
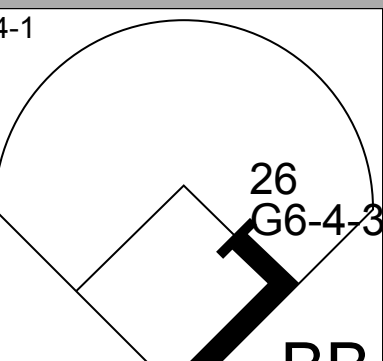
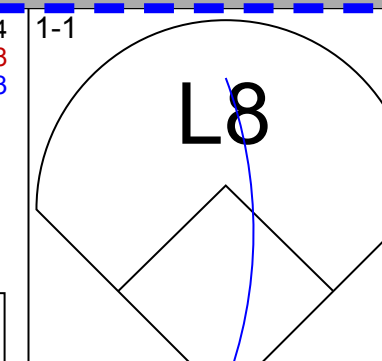

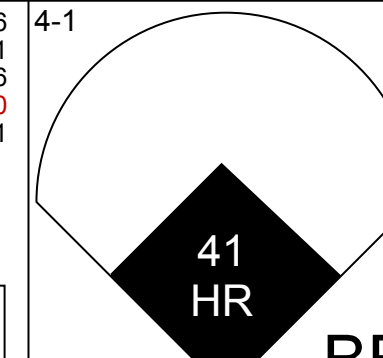
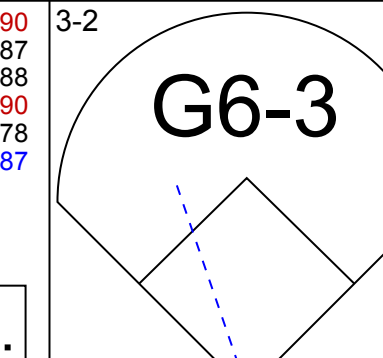



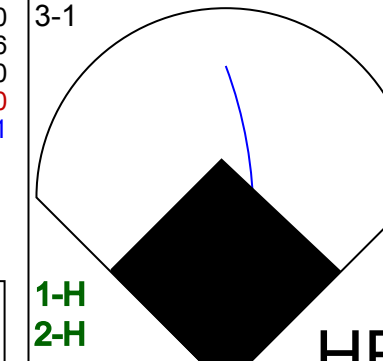
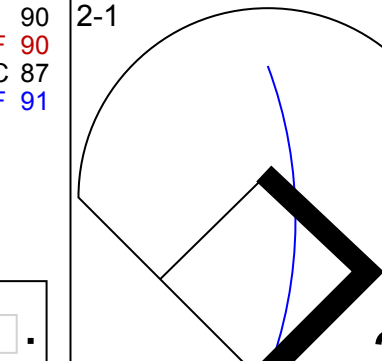
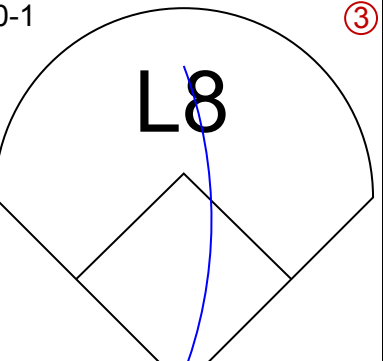
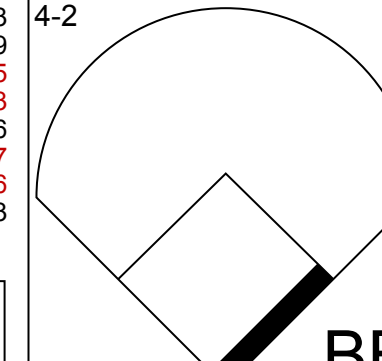

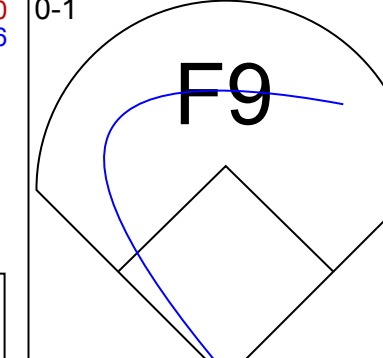
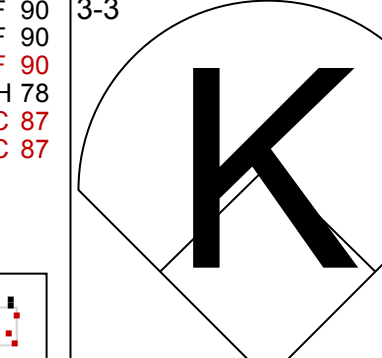
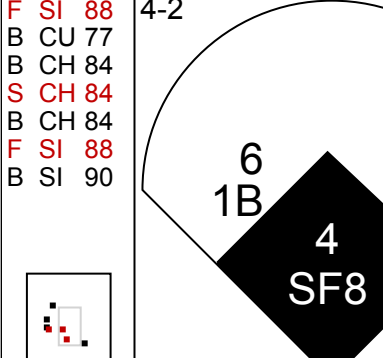
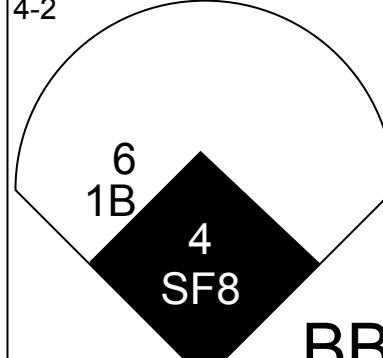

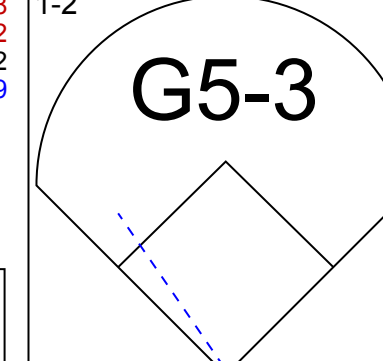
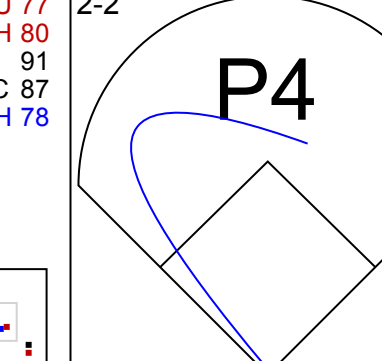

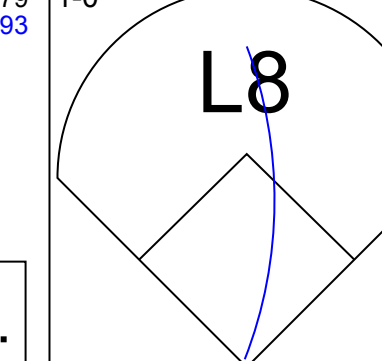
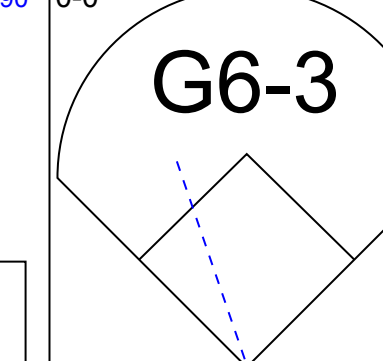
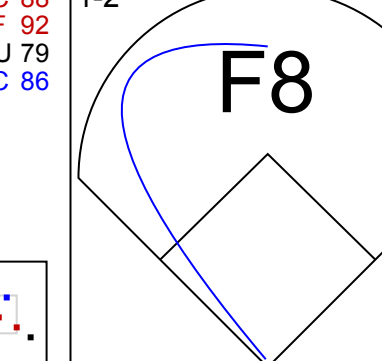

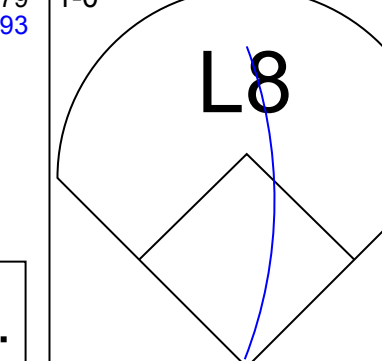
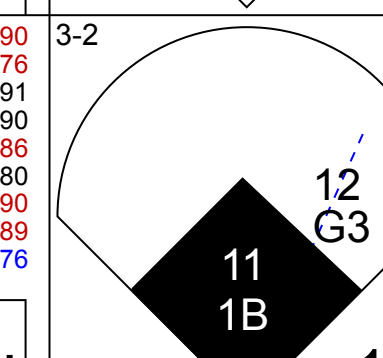

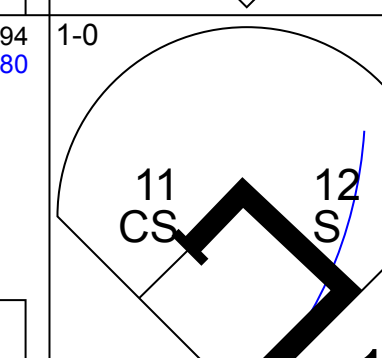
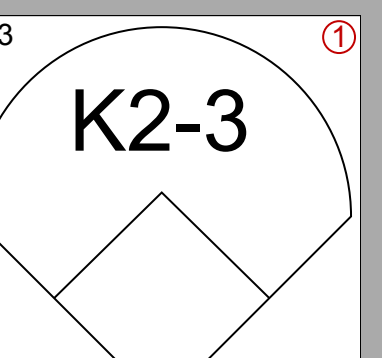
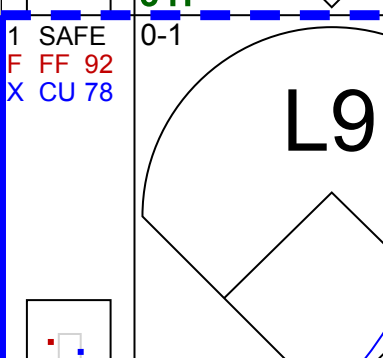
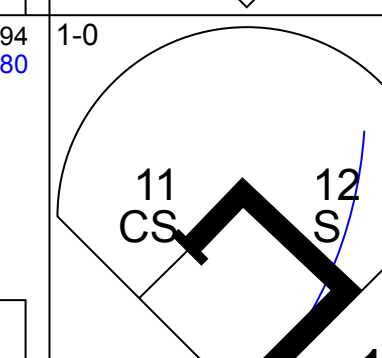
Batter	1	2	3	4	5	6	7	8	9	AB	R	H	RBI	BB	SO	LOB	BOTTOM		
20 Rajai Davis, R OBP: 0.400, SLG: 0.400										4	0	0	0	0	3	0			
22 Jason Kipnis, L OBP: 0.400, SLG: 0.400										4	0	0	0	0	1	0			
12 Francisco Lindor, S OBP: 0.500, SLG: 0.500										4	1	2	0	0	0	0			
26 Mike Napoli, R OBP: 0.400, SLG: 0.400										3	0	0	0	1	3	2			
41 Carlos Santana, S OBP: 0.500, SLG: 0.333										3	1	1	0	1	0	0			
10 Yan Gomes, R OBP: 0.250, SLG: 0.250										4	0	1	1	0	1	2			
6 Marlon Byrd, R OBP: 0.400, SLG: 0.400										2	0	0	1	1	2	2			
4 Juan Uribe, R OBP: 0.250, SLG: 0.250										4	0	1	0	0	2	3			
7 Collin Cowgill, R OBP: 0.400, SLG: 0.400										2	0	0	0	0	2	2			
30 Tyler Naquin, L OBP: 0.400, SLG: 0.400										1	0	0	0	0	1	0			
Inning Stats	R: 0 E: 0 K: 2 S: 7	H: 0 LOB: 0 BB: 0 P: 11	R: 0 E: 0 K: 2 S: 12	H: 0 LOB: 2 BB: 2 P: 23	R: 0 E: 0 K: 2 S: 9	H: 0 LOB: 0 BB: 0 P: 11	R: 2 E: 0 K: 2 S: 25	H: 4 LOB: 2 BB: 0 P: 33	R: 0 E: 0 K: 1 S: 9	H: 1 LOB: 1 BB: 0 P: 12	R: 0 E: 0 K: 1 S: 9	H: 0 LOB: 0 BB: 0 P: 13	R: 0 E: 0 K: 2 S: 8	H: 0 LOB: 0 BB: 0 P: 12	R: 0 E: 0 K: 2 S: 9	H: 0 LOB: 1 BB: 1 P: 19	1B: 5 2B: 0 3B: 0 HR: 0	SF: 1 SAC: 0 DP: 0 HBP: 0	WP: 0 PA: 35
PITCHER	IP WLS BF H R ER SO BB IBB HBP BLK WP HR S P ERA WHIP	6.0 W 25 9 2 2 2 0 0 0 0 0 0 0 8 12 3.00 1.167	7.1 1.0 H 3 0 0 0 2 0 0 0 0 0 0 0 8 12 0.00 0.000	8.1 1.0 H 3 0 0 0 1 0 0 0 0 0 0 0 8 12 0.00 0.000	9.1 1.0 4 0 0 0 2 1 0 0 0 0 0 0 9 19 0.00 1.000														

Boston Red Sox @ Cleveland Indians
Progressive Field, Cleveland, OH
Tue Apr 05 2016, 1:12 PM - 4:24 PM EDT
Att: 34,493 - Sunny - 34 F

AB 31
R 2
H 5
RBI 2
BB 3
SO 15
LOB 11



Batter	1	2	3	4	5	6	7	8	9	AB	R	H	RBI	BB	SO	LOB	TOP																					
50 Mookie Betts, R OBP: 0.200, SLG: 0.500										5	0	0	1	0	2	2	Boston Red Sox @ Cleveland Indians Progressive Field, Cleveland, OH Wed Apr 06 2016, 6:22 PM - 9:49 PM EDT Att: 10,298 - Cloudy - 60 F																					
15 Dustin Pedroia, R OBP: 0.300, SLG: 0.333										5	0	2	0	0	0	1																						
2 Xander Bogaerts, R OBP: 0.400, SLG: 1.111										4	0	0	0	1	2	1																						
34 David Ortiz, L OBP: 0.400, SLG: 1.111										5	1	1	1	0	0	2																						
13 Hanley Ramirez, R OBP: 0.556, SLG: 0.875										4	1	2	1	0	1	2																						
47 Travis Shaw, L OBP: 0.429, SLG: 0.429										2	1	1	0	0	0	0																						
30 Chris Young, R OBP: 1.000, SLG: 2.000										3	2	2	2	1	0	0																						
Pablo Sandoval, S										3	0	0	0	1	1	1																						
12 Brock Holt, L OBP: 0.556, SLG: 0.875										3	0	0	0	1	1	1																						
23 Blake Swihart, S										3	0	1	1	0	1	0																						
25 Jackie Bradley Jr., L OBP: 0.375, SLG: 0.333										3	0	1	1	0	1	0																						
Inning Stats	R: 0 E: 0 K: 1 S: 11	H: 1 LOB: 2 BB: 1 P: 22	R: 2 E: 0 K: 1 S: 15	H: 2 LOB: 0 BB: 0 P: 22	R: 0 E: 0 K: 1 S: 7	H: 0 LOB: 0 BB: 0 P: 10	R: 0 E: 0 K: 2 S: 12	H: 1 LOB: 1 BB: 0 P: 15	R: 0 E: 0 K: 0 S: 12	H: 1 LOB: 1 BB: 2 P: 16	R: 4 E: 0 K: 0 S: 16	H: 3 LOB: 1 BB: 2 P: 33	R: 0 E: 0 K: 0 S: 8	H: 1 LOB: 1 BB: 0 P: 13	R: 0 E: 0 K: 1 S: 11	H: 1 LOB: 0 BB: 0 P: 17	R: 0 E: 0 K: 1 S: 7	H: 0 LOB: 0 BB: 0 P: 10	1B: 5 2B: 2 3B: 0 HR: 3	SF: 1 SAC: 0 DP: 0 HBP: 0	WP: 1 PB: 0 SB: 1 CS: 0	PA: 40																
PITCHER	IP	WLS	BF	H	R	ER	SO	BB	IBB	HBP	BLK	WP	HR	S	P	ERA	WHIP	PITCHER				IP	WLS	BF	H	R	ER	SO	BB	IBB	HBP	BLK	WP	HR	S	P	ERA	WHIP
59 Carlos Carrasco, R ERA: 7.2	5.0		23	7	4	4	5	1	0	0	0	0	3	63	96	7.20	1.600																					
44 Ross Detwiler, L ERA: 18.0	0.1	B	4	1	1	1	0	2	0	0	0	0	0	7	17	27.00	9.000																					
34 Zach McAllister, R ERA:	1.2	W	6	1	1	1	0	0	0	0	0	1	0	11	18	5.40	0.600																					
27 Bryan Shaw, R ERA:	1.0	H	4	1	0	0	1	0	0	0	0	0	0	11	17	0.00	1.000																					
37 Cody Allen, R ERA:	1.0	S	3	0	0	0	1	0	0	0	0	0	0	7	10	0.00	0.000																					

Batter	1	2	3	4	5	6	7	8	9	AB	R	H	RBI	BB	SO	LOB	BOTTOM																						
12 Francisco Lindor, S OBP: 0.333, SLG: 0.250										4	0	0	0	1	2	2	Boston Red Sox @ Cleveland Indians Progressive Field, Cleveland, OH Wed Apr 06 2016, 6:22 PM - 9:49 PM EDT Att: 10,298 - Cloudy - 60 F																						
11 José Ramírez, S OBP: 0.400, SLG: 0.400										5	1	2	1	0	1	4																							
22 Jason Kipnis, L OBP: 0.375, SLG: 0.333										2	1	1	1	2	0	0																							
26 Mike Napoli, R OBP: 0.375, SLG: 0.667										3	2	1	1	1	0	3																							
41 Carlos Santana, S OBP: 0.625, SLG: 1.167										3	1	2	3	1	0	0																							
10 Yan Gomes, R OBP: 0.250, SLG: 0.143										3	1	0	0	1	1	2																							
6 Marlon Byrd, R OBP: 0.250, SLG: 0.167										4	0	1	0	0	1	2																							
7 Collin Cowgill, R										0	0	0	0	0	0	0																							
4 Juan Uribe, R OBP: 0.125, SLG: 0.143										3	0	0	1	0	0	1																							
30 Tyler Naquin, L OBP: 0.333, SLG: 0.333										2	1	1	0	0	1	0																							
20 Rajai Davis, R OBP: 0.167, SLG: 0.167										2	0	1	0	0	0	1																							
Inning Stats	R: 4 E: 0 K: 1 S: 16	H: 3 LOB: 0 BB: 1 P: 29	R: 1 E: 0 K: 0 S: 16	H: 2 LOB: 2 BB: 1 P: 27	R: 0 E: 0 K: 1 S: 11	H: 1 LOB: 0 BB: 0 P: 19	R: 0 E: 0 K: 2 S: 10	H: 0 LOB: 0 BB: 0 P: 14	R: 0 E: 0 K: 0 S: 6	H: 0 LOB: 0 BB: 1 P: 12	R: 1 E: 0 K: 0 S: 13	H: 1 LOB: 2 BB: 1 P: 22	R: 1 E: 0 K: 1 S: 14	H: 1 LOB: 1 BB: 1 P: 21	R: 0 E: 0 K: 1 S: 7	H: 1 LOB: 1 BB: 1 P: 15	1B: 5 2B: 2 3B: 0 HR: 2	SF: 1 SAC: 0 DP: 1 HBP: 0	WP: 0 PB: 0 SB: 1 CS: 2	PA: 38																			
PITCHER	IP	WLS	BF	H	R	ER	SO	BB	IBB	HBP	BLK	WP	HR	S	P	ERA	WHIP	PITCHER				IP	WLS	BF	H	R	ER	SO	BB	IBB	HBP	BLK	WP	HR	S	P	ERA	WHIP	
11 Clay Buchholz, R ERA: 11.25	4.0		21	6	5	5	4	3	0	0	0	0	0	11	18	6.75	1.500																						
66 Noé Ramirez, R ERA: 6.75	1.1		5	1	1	1	0	1	0	0	0	0	0	11	18	6.75	1.500																						
28 Robbie Ross Jr., L ERA:	0.2		3	0	0	0	0	0	0	0	0	0	0	7	11	0.00	0.000																						
36 Junichi Tazawa, R ERA: 8.75	0.1	L	3	1	1	1	0	1	0	0	0	0	1	9	16	27.00	6.000																						
68 Matt Barnes, R ERA:	1.2		6	1	0	0	2	1	0	0	0	0	0	12	20	0.00	1.200																						

AB 36
R 6
H 10
RBI 6
BB 3
SO 7
LOB 10



AB 31
R 7
H 9
RBI 7
BB 6
SO 6
LOB 15



Batter	1	2	3	4	5	6	7	8	9	AB	R	H	RBI	BB	SO	LOB	TOP
20 Rajai Davis, R OBP: 0.273, SLG: 0.400										4	1	1	1	1	3	0	
22 Jason Kipnis, L OBP: 0.306, SLG: 0.300										4	1	1	1	0	1	1	
12 Francisco Lindor, S OBP: 0.385, SLG: 0.333										4	2	2	0	0	1	0	
26 Mike Napoli, R OBP: 0.417, SLG: 0.556										3	2	1	0	1	0	0	
41 Carlos Santana, S OBP: 0.500, SLG: 0.800										4	0	1	2	0	0	1	
10 Yan Gomes, R OBP: 0.250, SLG: 0.300										3	0	1	2	0	0	0	
6 Marlon Byrd, R OBP: 0.250, SLG: 0.300										4	0	1	0	0	2	3	
7 Collin Cowgill, R OBP: 0.250, SLG: 0.300										0	0	0	0	0	0	0	
4 Juan Uribe, R OBP: 0.083, SLG: 0.091										4	0	0	0	0	2	1	
30 Tyler Naquin, L OBP: 0.333, SLG: 0.333										0	0	0	0	0	0	0	
11 José Ramírez, S OBP: 0.333, SLG: 0.444										4	1	1	0	0	0	0	
										4	1	1	0	0	0	0	
										4	1	1	0	0	0	0	
										4	1	1	0	0	0	0	
										4	1	1	0	0	0	0	
										4	1	1	0	0	0	0	
										4	1	1	0	0	0	0	
										4	1	1	0	0	0	0	
										4	1	1	0	0	0	0	
										4	1	1	0	0	0	0	
										4	1	1	0	0	0	0	
										4	1	1	0	0	0	0	
										4	1	1	0	0	0	0	
										4	1	1	0	0	0	0	
										4	1	1	0	0	0	0	
										4	1	1	0	0	0	0	
										4	1	1	0	0	0	0	
										4	1	1	0	0	0	0	
										4	1	1	0	0	0	0	
										4	1	1	0	0	0	0	
										4	1	1	0	0	0	0	
										4	1	1	0	0	0	0	
										4	1	1	0	0	0	0	
										4	1	1	0	0	0	0	
										4	1	1	0	0	0	0	
										4	1	1	0	0	0	0	
										4	1	1	0	0	0	0	
										4	1	1	0	0	0	0	
										4	1	1	0	0	0	0	
										4	1	1	0	0	0	0	
										4	1	1	0	0	0	0	
										4	1	1	0	0	0	0	
										4	1	1	0	0	0	0	
										4	1	1	0	0	0	0	
										4	1	1	0	0	0	0	
										4	1	1	0	0	0	0	
										4	1	1	0	0	0	0	
										4	1	1	0	0	0	0	
										4	1	1	0	0	0	0	
										4	1	1	0	0	0	0	
										4	1	1	0	0	0	0	
										4	1	1	0	0	0	0	
										4	1	1	0	0	0	0	
										4	1	1	0	0	0	0	
										4	1	1	0	0	0	0	
										4	1	1	0	0	0	0	
										4	1	1	0	0	0	0	
										4	1	1	0	0	0	0	
										4	1	1	0	0	0	0	
										4	1	1	0	0	0	0	
										4	1	1	0	0	0	0	
										4	1	1	0	0	0	0	
										4	1	1	0	0	0	0	
										4	1	1	0	0	0	0	
										4	1	1	0	0	0	0	
										4	1	1	0	0	0	0	
										4	1	1	0	0	0	0	
										4	1	1	0	0	0	0	
										4	1	1	0	0	0	0	
										4	1	1	0	0	0	0	
										4	1	1	0	0	0	0	
										4	1	1	0	0	0	0	
										4	1	1	0	0	0	0	
										4	1	1	0	0	0	0	
										4	1	1	0	0	0	0	
										4	1	1	0	0	0	0	
										4	1	1	0	0	0	0	
										4	1	1	0	0	0	0	
										4	1	1	0	0	0	0	
										4	1	1	0	0	0	0	

Batter	1	2	3	4	5	6	7	8	9	AB	R	H	RBI	BB	SO	LOB	TOP											
20 Rajai Davis, R OBP: 0.211, SLG: 0.235										3	0	0	0	1	1	0												
22 Jason Kipnis, L OBP: 0.286, SLG: 0.278										4	0	0	0	0	2	1												
12 Francisco Lindor, S OBP: 0.429, SLG: 0.526										4	1	2	1	0	0	0												
26 Mike Napoli, R OBP: 0.350, SLG: 0.588										4	0	1	0	0	2	1												
41 Carlos Santana, S OBP: 0.300, SLG: 0.444										4	0	0	0	0	0	1												
10 Yan Gomes, R OBP: 0.316, SLG: 0.588										3	0	2	0	0	0	0												
6 Marlon Byrd, R OBP: 0.200, SLG: 0.231										3	0	0	0	0	0	2												
4 Juan Uribe, R OBP: 0.105, SLG: 0.059										3	0	0	0	0	1	1												
11 José Ramírez, S OBP: 0.313, SLG: 0.375										3	0	0	0	0	0	0												
Inning Stats	R: 0 H: 1 E: 0 K: 3 S: 13	H: 1 LOB: 1 BB: 0 P: 17	R: 0 H: 0 E: 0 K: 0 S: 7	H: 1 LOB: 1 BB: 0 P: 10	R: 0 H: 0 E: 0 K: 0 S: 8	H: 0 LOB: 0 BB: 0 P: 14	R: 1 H: 3 E: 0 K: 0 S: 8	H: 3 LOB: 1 BB: 0 P: 12	R: 0 H: 0 E: 0 K: 1 S: 10	H: 0 LOB: 1 BB: 1 P: 19	R: 0 H: 0 E: 0 K: 1 S: 11	H: 0 LOB: 0 BB: 0 P: 20	R: 0 H: 0 E: 0 K: 1 S: 8	H: 0 LOB: 0 BB: 0 P: 12	R: 0 H: 0 E: 0 K: 0 S: 7	H: 0 LOB: 0 BB: 0 P: 10	S: 11	H: 0 LOB: 0 BB: 0 P: 15	S: 11	H: 0 LOB: 0 BB: 0 P: 15	1B: 3 2B: 2 3B: 0 HR: 1	SF: 0 SAC: 0 DP: 1 HBP: 0	WP: 0 PB: 0 SB: 0 CS: 0	PA: 32				
PITCHER	IP	WLS	BF	H	R	ER	SO	BB	IBB	HBP	BLK	WP	HR	S	P	ERA	WHIP											
55 Matt Moore, L ERA: 3.0	(1, 1)	7.0		26	5	1	1	5	1	0	0	0	0	1	65	104	1.29	0.857										
31 Xavier Cedeño, L ERA:	(8, 1)	1.0	W	3	0	0	0	0	0	0	0	0	0	7	10	0.00	0.000											
37 Alex Colomé, R ERA:	(9, 1)	1.0		3	0	0	0	1	0	0	0	0	0	11	15	0.00	0.000											

Cleveland Indians @ Tampa Bay Rays
Tropicana Field, St. Petersburg, FL
Tue Apr 12 2016, 7:11 PM - 9:44 PM EDT
Att: 10,283 - Dome - 72 F


AB 31
R 1
H 5
RBI 1
BB 1
SO 6
LOB 6



Batter	1	2	3	4	5	6	7	8	9	AB	R	H	RBI	BB	SO	LOB	BOTTOM											
11 Logan Forsythe, R OBP: 0.300, SLG: 0.481										4	1	1	2	0	2	0												
7 Logan Morrison, L OBP: 0.130, SLG: 0.048										3	1	0	0	1	1	0												
3 Evan Longoria, R OBP: 0.333, SLG: 0.586										3	1	2	2	1	0	0												
10 Corey Dickerson, L OBP: 0.292, SLG: 0.739										4	1	1	0	0	1	2												
8 Desmond Jennings, R OBP: 0.318, SLG: 0.286										3	0	1	1	0	1	0												
13 Brad Miller, L OBP: 0.136, SLG: 0.100										3	0	0	0	0	0	1												
20 Steven Souza Jr., R OBP: 0.360, SLG: 0.750										3	0	0	0	0	0	0												
39 Kevin Kiermaier, L OBP: 0.400, SLG: 0.211										1	1	0	0	1	0	0												
24 Hank Conger, L OBP: 0.214, SLG: 0.154										3	0	0	0	0	1	2												
Inning Stats	R: 0 H: 1 E: 0 K: 0 S: 11	H: 0 LOB: 0 BB: 0 P: 16	R: 0 H: 0 E: 0 K: 0 S: 7	H: 0 LOB: 0 BB: 0 P: 10	R: 0 H: 0 E: 0 K: 1 S: 7	H: 0 LOB: 0 BB: 0 P: 14	R: 0 H: 0 E: 0 K: 1 S: 6	H: 0 LOB: 0 BB: 0 P: 8	R: 0 H: 0 E: 0 K: 1 S: 10	H: 0 LOB: 0 BB: 0 P: 15	R: 1 H: 2 E: 0 K: 1 S: 12	H: 2 LOB: 1 BB: 0 P: 17	R: 4 H: 2 E: 0 K: 1 S: 16	H: 2 LOB: 2 BB: 2 P: 31	1B: 2 2B: 1 3B: 0 HR: 2	SF: 0 SAC: 0 DP: 1 HBP: 1	WP: 0 PB: 0 SB: 1 CS: 1	PA: 31										
PITCHER	IP	WLS	BF	H	R	ER	SO	BB	IBB	HBP	BLK	WP	HR	S	P	ERA	WHIP											
28 Corey Kluber, R ERA: 4.85	(1, 1)	7.2	L	28	4	3	3	6	2	0	1	0	0	1	72	109	3.52	0.783										
37 Cody Allen, R ERA: 13.5	(8, 1)	0.1		3	1	2	2	0	1	0	0	0	0	1	5	12	54.00	6.000										

Cleveland Indians @ Tampa Bay Rays
Tropicana Field, St. Petersburg, FL
Tue Apr 12 2016, 7:11 PM - 9:44 PM EDT
Att: 10,283 - Dome - 72 F

AB 27
R 5
H 5
RBI 5
BB 3
SO 6
LOB 5



Batter	1	2	3	4	5	6	7	8	9	AB	R	H	RBI	BB	SO	LOB	TOP					
3 Curtis Granderson, L OBP: 0.220, SLG: 0.139										5	0	1	0	0	1	1	New York Mets @ Cleveland Indians Progressive Field, Cleveland, OH Fri Apr 15 2016, 7:12 PM - 10:43 PM EDT Att: 15,365 - Clear - 51 F					
5 David Wright, R OBP: 0.432, SLG: 0.379										4	0	1	0	1	1	1						
30 Michael Conforto, L 12 Juan Lagares, R OBP: 0.222, SLG: 0.222										5	2	2	1	0	1	4						
52 Yoenis Cespedes, R OBP: 0.359, SLG: 0.486										5	1	3	2	0	1	3						
21 Lucas Duda, L OBP: 0.273, SLG: 0.258										5	1	1	0	0	0	2						
20 Neil Walker, S OBP: 0.250, SLG: 0.417										5	1	2	2	0	2	1						
13 Asdrubal Cabrera, S OBP: 0.333, SLG: 0.355										3	0	1	0	1	1	0						
7 Travis d'Arnaud, R OBP: 0.222, SLG: 0.087										4	0	0	0	0	1	5						
16 Alejandro De Aza, L OBP: 0.333, SLG: 0.636										4	1	3	1	0	0	1						
Inning Stats	R: 1 H: 2 E: 0 K: 1 S: 13	H: 2 LOB: 1 BB: 0 P: 18	R: 0 H: 2 E: 0 K: 0 S: 8	H: 2 LOB: 1 BB: 0 P: 10	R: 0 H: 1 E: 0 K: 2 S: 13	LOB: 1 BB: 0 P: 20	R: 0 H: 0 E: 0 K: 1 S: 12	LOB: 1 BB: 1 P: 17	R: 5 H: 5 E: 1 K: 1 S: 21	H: 5 LOB: 1 BB: 0 P: 35	R: 0 H: 1 E: 0 K: 0 S: 5	LOB: 1 BB: 0 P: 10	R: 0 H: 1 E: 0 K: 1 S: 10	LOB: 2 BB: 0 P: 15	R: 0 H: 2 E: 0 K: 0 S: 12	LOB: 2 BB: 1 P: 23	R: 0 H: 0 E: 0 K: 2 S: 7	LOB: 0 BB: 0 P: 11	1B: 7 2B: 3 3B: 0 HR: 4	SF: 0 SAC: 0 DP: 0 HBP: 1	WP: 0 PB: 1 SB: 0 CS: 0	PA: 43
PITCHER	IP WLS BF H R ER SO BB IBB HBP BLK WP HR S P ERA WHIP																					
56 Cody Anderson, R ERA: 5.91	4.2 L 23 9 5 5 5 1 0 0 0 0 0 3 60 90 9.64 2.143																					
44 Ross Detwiler, L ERA: 16.2	0.2 5 2 1 1 0 0 0 0 0 0 0 1 9 13 13.50 3.000																					
62 Joba Chamberlain, R ERA: 16.2	0.2 3 1 0 0 0 0 0 0 0 0 0 0 4 8 0.00 1.500																					
47 Trevor Bauer, R ERA: 3.0	2.0 9 2 0 0 1 1 0 1 0 0 0 0 21 37 0.00 1.500																					
61 Dan Otero, R ERA: 0.0	1.0 3 0 0 0 2 0 0 0 0 0 0 0 7 11 0.00 0.000																					

AB	40
R	6
H	14
RBI	6
BB	2
SO	8
LOB	18



Batter	1	2	3	4	5	6	7	8	9	AB	R	H	RBI	BB	SO	LOB	BOTTOM					
20 Rajai Davis, R OBP: 0.294, SLG: 0.419										5	1	1	0	0	1	5	New York Mets @ Cleveland Indians Progressive Field, Cleveland, OH Fri Apr 15 2016, 7:12 PM - 10:43 PM EDT Att: 15,365 - Clear - 51 F					
22 Jason Kipnis, L OBP: 0.400, SLG: 0.517										5	2	3	1	0	0	2						
12 Francisco Lindor, S OBP: 0.314, SLG: 0.364										5	0	0	0	0	2	3						
26 Mike Napoli, R OBP: 0.324, SLG: 0.548										5	0	2	1	0	1	2						
41 Carlos Santana, S OBP: 0.294, SLG: 0.448										3	1	1	2	2	0	1						
10 Yan Gomes, R OBP: 0.250, SLG: 0.423										5	1	1	0	0	2	4						
6 Marlon Byrd, R ERA: 2.13										5	0	2	1	0	1	1						
7 Collin Cowgill, R ERA: 1.93										0	0	0	0	0	0	0						
4 Juan Uribe, R OBP: 0.259, SLG: 0.217										4	0	3	0	1	0	0						
30 Tyler Naquin, L OBP: 0.364, SLG: 0.364										2	0	0	0	0	1	3						
11 José Ramírez, S OBP: 0.333, SLG: 0.500										3	0	1	0	0	1	4						
Inning Stats	R: 1 H: 2 E: 1 K: 1 S: 13	H: 2 LOB: 2 BB: 1 P: 25	R: 0 H: 2 E: 0 K: 0 S: 11	H: 2 LOB: 0 BB: 0 P: 17	R: 0 H: 0 E: 0 K: 0 S: 6	LOB: 0 BB: 0 P: 10	R: 0 H: 1 E: 0 K: 1 S: 11	LOB: 1 BB: 0 P: 12	R: 1 H: 2 E: 0 K: 2 S: 13	H: 2 LOB: 1 BB: 0 P: 20	R: 0 H: 1 E: 1 K: 2 S: 13	LOB: 2 BB: 0 P: 18	R: 0 H: 1 E: 0 K: 2 S: 13	LOB: 1 BB: 1 P: 23	R: 0 H: 1 E: 0 K: 1 S: 10	LOB: 1 BB: 0 P: 12	R: 3 H: 4 E: 0 K: 0 S: 14	LOB: 2 BB: 1 P: 23	1B: 9 2B: 4 3B: 0 HR: 1	SF: 0 SAC: 0 DP: 0 HBP: 0	WP: 1 PB: 0 SB: 1 CS: 0	PA: 45
PITCHER	IP WLS BF H R ER SO BB IBB HBP BLK WP HR S P ERA WHIP																					
40 Bartolo Colon, R ERA: 2.13	5.1 W 26 8 2 2 5 1 0 0 0 0 0 0 0 11 16 0.00 0.000																					
59 Antonio Bastardo, L ERA: 3.86	1.1 H 4 0 0 0 2 0 0 0 0 0 0 0 0 11 16 0.00 0.000																					
47 Hansel Robles, R ERA: 1.93	0.1 3 1 0 0 1 1 0 0 0 0 0 0 7 12 0.00 6.000																					
43 Addison Reed, R ERA: 4.76	1.2 8 3 2 2 1 0 0 0 0 0 0 1 17 20 10.80 1.800																					
27 Jeury Familia, R ERA: 1.5	0.1 S 4 2 1 1 0 1 0 0 0 0 1 0 7 15 27.00 9.000																					

AB	42
R	5
H	14
RBI	5
BB	3
SO	9
LOB	25



Batter	1	2	3	4	5	6	7	8	9	AB	R	H	RBI	BB	SO	LOB	TOP													
3 Curtis Granderson, L OBP: 0.239, SLG: 0.268			G4-3			K		52 HR	FC4-5	5	2	2	1	0	1	1														
5 David Wright, R OBP: 0.429, SLG: 0.364	K		K					52 HR	FC6-4	4	1	1	0	1	2	1														
30 Michael Conforto, L OBP: 0.400, SLG: 0.483	L9					G4-3				4	0	1	0	0	1	2														
52 Yoenis Cespedes, R(1, 10) OBP: 0.349, SLG: 0.538	K		K2-3			G6-3				4	1	1	3	0	2	1														
21 Lucas Duda, L OBP: 0.243, SLG: 0.229		G6-3			F8			K	P4	4	0	0	0	0	1	0														
20 Neil Walker, S OBP: 0.250, SLG: 0.475		G3-1			F7			F8		4	1	1	1	0	0	0														
13 Asdrubal Cabrera, S OBP: 0.351, SLG: 0.353					G3-1				HR	3	0	1	0	1	0	0														
7 Travis d'Arnaud, R OBP: 0.267, SLG: 0.160						L7				2	0	1	0	0	0	0														
26 Kevin Plawecki, R OBP: 0.429, SLG: 0.200										0	0	0	0	1	0	0														
16 Alejandro De Aza, L OBP: 0.250, SLG: 0.467		K2-3				G3				4	0	0	0	0	1	5														
	R: 1 E: 0 K: 2 S: 8	H: 1 LOB: 0 BB: 0 P: 15	R: 0 E: 0 K: 1 S: 13	H: 2 LOB: 2 BB: 0 P: 16	R: 0 E: 0 K: 2 S: 13	H: 1 LOB: 1 BB: 0 P: 21	R: 0 E: 0 K: 0 S: 8	H: 0 LOB: 0 BB: 0 P: 13	R: 0 E: 0 K: 1 S: 5	H: 1 LOB: 0 BB: 0 P: 8	R: 0 E: 0 K: 1 S: 13	H: 0 LOB: 2 BB: 1 P: 24	R: 4 E: 0 K: 1 S: 17	H: 3 LOB: 0 BB: 1 P: 29	R: 0 E: 0 K: 0 S: 10	H: 0 LOB: 1 BB: 1 P: 18	1B: 2 2B: 3 3B: 0 HR: 3	SF: 0 SAC: 0 DP: 0 HBP: 1	WP: 0 PB: 0 SB: 0 CS: 0	PA: 38										
	PITCHER										IP	WLS	BF	H	R	ER	SO	BB	IBB	HBP	BLK	WP	HR	S	P	ERA	WHIP			
43 Josh Tomlin, R ERA: 1.8	(1, 1)	5.0	W	19	4	1	1	6	0	0	0	0	0	0	0	0	0	0	0	0	0	0	0	0	1	50	76	1.80	0.800	
53 Jeff Manship, R ERA:	(6, 1)	1.0	H	3	1	0	0	0	0	0	0	0	0	0	0	0	0	0	0	0	0	0	0	0	0	5	8	0.00	1.000	
34 Zach McAllister, R ERA:	(7, 1)	1.0		5	0	0	0	1	1	0	1	0	0	0	0	0	0	0	0	0	0	0	0	0	0	13	24	0.00	1.000	
27 Bryan Shaw, R ERA: 24.3	(8, 1)	0.2		6	3	4	4	1	1	0	0	0	0	0	0	0	0	0	0	0	0	0	0	0	2	13	24	54.00	6.000	
37 Cody Allen, R ERA: 4.91	(8, 1)	1.1	S	5	0	0	0	0	1	0	0	0	0	0	0	0	0	0	0	0	0	0	0	0	0	14	23	0.00	0.750	
	R: 0 E: 0 K: 3 S: 9	H: 0 LOB: 0 BB: 0 P: 10	R: 0 E: 0 K: 0 S: 9	H: 0 LOB: 0 BB: 0 P: 13	R: 0 E: 0 K: 0 S: 5	H: 0 LOB: 0 BB: 0 P: 7	R: 0 E: 0 K: 0 S: 6	H: 0 LOB: 0 BB: 0 P: 8	R: 2 E: 0 K: 1 S: 13	H: 2 LOB: 1 BB: 1 P: 21	R: 3 E: 0 K: 1 S: 20	H: 4 LOB: 3 BB: 2 P: 30	R: 2 E: 0 K: 0 S: 10	H: 3 LOB: 0 BB: 0 P: 18	R: 0 E: 0 K: 0 S: 13	H: 2 LOB: 2 BB: 0 P: 18	1B: 8 2B: 3 3B: 0 HR: 0	SF: 0 SAC: 1 DP: 1 HBP: 0	WP: 2 PB: 0 SB: 0 CS: 0	PA: 37										
	PITCHER										IP	WLS	BF	H	R	ER	SO	BB	IBB	HBP	BLK	WP	HR	S	P	ERA	WHIP			
33 Matt Harvey, R ERA: 5.71	(1, 1)	5.2	L	26	6	5	5	4	3	0	0	0	0	0	0	0	0	0	0	0	0	0	0	0	1	0	59	86	7.94	1.588
50 Rafael Montero, R ERA: 13.5	(6, 1)	1.1		6	3	2	2	1	0	0	0	0	0	0	0	0	0	0	0	0	0	0	0	0	0	13	21	13.50	2.250	
51 Jim Henderson, R ERA: 2.08	(8, 1)	1.0		5	2	0	0	0	0	0	0	0	0	0	0	0	0	0	0	0	0	0	0	0	0	13	18	0.00	2.000	
	R: 0 E: 0 K: 3 S: 9	H: 0 LOB: 0 BB: 0 P: 10	R: 0 E: 0 K: 0 S: 9	H: 0 LOB: 0 BB: 0 P: 13	R: 0 E: 0 K: 0 S: 5	H: 0 LOB: 0 BB: 0 P: 7	R: 0 E: 0 K: 0 S: 6	H: 0 LOB: 0 BB: 0 P: 8	R: 2 E: 0 K: 1 S: 13	H: 2 LOB: 1 BB: 1 P: 21	R: 3 E: 0 K: 1 S: 20	H: 4 LOB: 3 BB: 2 P: 30	R: 2 E: 0 K: 0 S: 10	H: 3 LOB: 0 BB: 0 P: 18	R: 0 E: 0 K: 0 S: 13	H: 2 LOB: 2 BB: 0 P: 18	1B: 8 2B: 3 3B: 0 HR: 0	SF: 0 SAC: 1 DP: 1 HBP: 0	WP: 2 PB: 0 SB: 0 CS: 0	PA: 37										

New York Mets @ Cleveland Indians
Progressive Field, Cleveland, OH
Sat Apr 16 2016, 4:11 PM - 7:06 PM EDT
Att: 20,165 - Sunny - 54 F

AB 34
R 5
H 8
RBI 5
BB 3
SO 8
LOB 10



New York Mets @ Cleveland Indians
Progressive Field, Cleveland, OH
Sat Apr 16 2016, 4:11 PM - 7:06 PM EDT
Att: 20,165 - Sunny - 54 F

AB 33
R 7
H 11
RBI 7
BB 3
SO 5
LOB 10



Batter	1	2	3	4	5	6	7	8	9	AB	R	H	RBI	BB	SO	LOB	TOP							
3 Curtis Granderson, L OBP: 0.255, SLG: 0.311										4	2	1	0	1	0	3								
13 Asdrúbal Cabrera, S OBP: 0.357, SLG: 0.359										5	2	2	1	0	2	2								
30 Michael Conforto, L 12 Juan Lagares, R OBP: 0.421, SLG: 0.563 OBP: 0.182, SLG: 0.182										3	2	2	2	0	0	1								
52 Yoenis Cespedes, R OBP: 0.362, SLG: 0.548										3	0	1	1	1	2	2								
21 Lucas Duda, L OBP: 0.244, SLG: 0.231										4	0	1	2	0	1	2								
20 Neil Walker, S OBP: 0.227, SLG: 0.432										4	0	0	0	0	1	1								
4 Wilmer Flores, R OBP: 0.188, SLG: 0.071										4	0	0	0	0	1	1								
16 Alejandro De Aza, L OBP: 0.200, SLG: 0.368										4	0	0	0	0	1	0								
26 Kevin Plawecki, R OBP: 0.455, SLG: 0.333										4	0	2	0	0	1	0								
Inning Stats	R: 3 H: 3 E: 0 K: 2 S: 17	H: 3 LOB: 1 BB: 1 P: 26	R: 3 H: 4 E: 1 K: 2 S: 14	H: 4 LOB: 1 BB: 0 P: 21	R: 0 H: 0 E: 0 K: 2 S: 7	H: 0 LOB: 0 BB: 0 P: 10	R: 0 H: 1 E: 0 K: 1 S: 9	H: 1 LOB: 0 BB: 0 P: 16	R: 0 H: 0 E: 0 K: 1 S: 9	H: 0 LOB: 0 BB: 0 P: 10	R: 0 H: 1 E: 0 K: 0 S: 6	H: 1 LOB: 1 BB: 0 P: 12	R: 0 H: 0 E: 0 K: 2 S: 15	H: 0 LOB: 1 BB: 1 P: 23	R: 0 H: 0 E: 0 K: 0 S: 8	H: 0 LOB: 0 BB: 0 P: 13	R: 0 H: 0 E: 1 K: 0 S: 9	H: 0 LOB: 1 BB: 0 P: 14	1B: 5 2B: 3 3B: 1 HR: 0	SF: 0 SAC: 0 DP: 0 HBP: 0	WP: 0 PB: 0 CS: 0	PA: 39		
PITCHER	IP WLS BF H R ER SO BB IBB HBP BLK WP HR S P ERA WHIP	IP WLS BF H R ER SO BB IBB HBP BLK WP HR S P ERA WHIP	IP WLS BF H R ER SO BB IBB HBP BLK WP HR S P ERA WHIP	IP WLS BF H R ER SO BB IBB HBP BLK WP HR S P ERA WHIP	IP WLS BF H R ER SO BB IBB HBP BLK WP HR S P ERA WHIP	IP WLS BF H R ER SO BB IBB HBP BLK WP HR S P ERA WHIP	IP WLS BF H R ER SO BB IBB HBP BLK WP HR S P ERA WHIP	IP WLS BF H R ER SO BB IBB HBP BLK WP HR S P ERA WHIP	IP WLS BF H R ER SO BB IBB HBP BLK WP HR S P ERA WHIP	IP WLS BF H R ER SO BB IBB HBP BLK WP HR S P ERA WHIP	IP WLS BF H R ER SO BB IBB HBP BLK WP HR S P ERA WHIP	IP WLS BF H R ER SO BB IBB HBP BLK WP HR S P ERA WHIP	IP WLS BF H R ER SO BB IBB HBP BLK WP HR S P ERA WHIP	IP WLS BF H R ER SO BB IBB HBP BLK WP HR S P ERA WHIP	IP WLS BF H R ER SO BB IBB HBP BLK WP HR S P ERA WHIP	IP WLS BF H R ER SO BB IBB HBP BLK WP HR S P ERA WHIP	IP WLS BF H R ER SO BB IBB HBP BLK WP HR S P ERA WHIP	IP WLS BF H R ER SO BB IBB HBP BLK WP HR S P ERA WHIP	IP WLS BF H R ER SO BB IBB HBP BLK WP HR S P ERA WHIP	IP WLS BF H R ER SO BB IBB HBP BLK WP HR S P ERA WHIP	IP WLS BF H R ER SO BB IBB HBP BLK WP HR S P ERA WHIP	IP WLS BF H R ER SO BB IBB HBP BLK WP HR S P ERA WHIP	IP WLS BF H R ER SO BB IBB HBP BLK WP HR S P ERA WHIP	IP WLS BF H R ER SO BB IBB HBP BLK WP HR S P ERA WHIP

New York Mets @ Cleveland Indians
Progressive Field, Cleveland, OH
Sun Apr 17 2016, 1:12 PM - 3:43 PM EDT
Att: 17,621 - Sunny - 53 F

AB 37
R 6
H 9
RBI 6
BB 2
SO 10
LOB 13



Batter	1	2	3	4	5	6	7	8	9	AB	R	H	RBI	BB	SO	LOB	BOTTOM							
20 Rajai Davis, R OBP: 0.279, SLG: 0.375										4	0	1	0	0	2	1								
30 Tyler Naquin, L OBP: 0.333, SLG: 0.333										4	0	0	0	0	3	1								
22 Jason Kipnis, L OBP: 0.372, SLG: 0.486										4	0	1	0	0	2	0								
12 Francisco Lindor, S OBP: 0.310, SLG: 0.490										4	0	0	0	0	2	2								
26 Mike Napoli, R OBP: 0.310, SLG: 0.487										4	0	0	0	0	2	2								
41 Carlos Santana, S OBP: 0.286, SLG: 0.371										3	0	1	0	0	1	1								
10 Yan Gomes, R OBP: 0.257, SLG: 0.394										2	0	0	0	1	2	0								
6 Marlon Byrd, R OBP: 0.300, SLG: 0.385										3	0	0	0	0	0	2								
4 Juan Uribe, R OBP: 0.273, SLG: 0.214										2	0	0	0	1	1	0								
11 José Ramírez, S OBP: 0.323, SLG: 0.467										2	0	0	0	1	1	0								
Inning Stats	R: 0 H: 0 E: 0 K: 2 S: 8	H: 0 LOB: 0 BB: 0 P: 11	R: 0 H: 1 E: 0 K: 1 S: 13	H: 1 LOB: 2 BB: 1 P: 22	R: 0 H: 1 E: 0 K: 0 S: 7	H: 1 LOB: 0 BB: 0 P: 7	R: 0 H: 1 E: 0 K: 1 S: 12	H: 1 LOB: 1 BB: 0 P: 20	R: 0 H: 0 E: 0 K: 2 S: 8	H: 0 LOB: 1 BB: 1 P: 14	R: 0 H: 0 E: 0 K: 1 S: 7	H: 0 LOB: 0 BB: 0 P: 8	R: 0 H: 0 E: 0 K: 2 S: 7	H: 0 LOB: 0 BB: 0 P: 12	R: 0 H: 0 E: 0 K: 2 S: 7	H: 0 LOB: 0 BB: 0 P: 8	R: 0 H: 0 E: 0 K: 4 S: 13	H: 0 LOB: 1 BB: 0 P: 13	1B: 2 2B: 1 3B: 0 HR: 0	SF: 0 SAC: 0 DP: 1 HBP: 0	WP: 1 PB: 0 CS: 0	PA: 32		
PITCHER	IP WLS BF H R ER SO BB IBB HBP BLK WP HR S P ERA WHIP	IP WLS BF H R ER SO BB IBB HBP BLK WP HR S P ERA WHIP	IP WLS BF H R ER SO BB IBB HBP BLK WP HR S P ERA WHIP	IP WLS BF H R ER SO BB IBB HBP BLK WP HR S P ERA WHIP	IP WLS BF H R ER SO BB IBB HBP BLK WP HR S P ERA WHIP	IP WLS BF H R ER SO BB IBB HBP BLK WP HR S P ERA WHIP	IP WLS BF H R ER SO BB IBB HBP BLK WP HR S P ERA WHIP	IP WLS BF H R ER SO BB IBB HBP BLK WP HR S P ERA WHIP	IP WLS BF H R ER SO BB IBB HBP BLK WP HR S P ERA WHIP	IP WLS BF H R ER SO BB IBB HBP BLK WP HR S P ERA WHIP	IP WLS BF H R ER SO BB IBB HBP BLK WP HR S P ERA WHIP	IP WLS BF H R ER SO BB IBB HBP BLK WP HR S P ERA WHIP	IP WLS BF H R ER SO BB IBB HBP BLK WP HR S P ERA WHIP	IP WLS BF H R ER SO BB IBB HBP BLK WP HR S P ERA WHIP	IP WLS BF H R ER SO BB IBB HBP BLK WP HR S P ERA WHIP	IP WLS BF H R ER SO BB IBB HBP BLK WP HR S P ERA WHIP	IP WLS BF H R ER SO BB IBB HBP BLK WP HR S P ERA WHIP	IP WLS BF H R ER SO BB IBB HBP BLK WP HR S P ERA WHIP	IP WLS BF H R ER SO BB IBB HBP BLK WP HR S P ERA WHIP	IP WLS BF H R ER SO BB IBB HBP BLK WP HR S P ERA WHIP	IP WLS BF H R ER SO BB IBB HBP BLK WP HR S P ERA WHIP	IP WLS BF H R ER SO BB IBB HBP BLK WP HR S P ERA WHIP	IP WLS BF H R ER SO BB IBB HBP BLK WP HR S P ERA WHIP	IP WLS BF H R ER SO BB IBB HBP BLK WP HR S P ERA WHIP

New York Mets @ Cleveland Indians
Progressive Field, Cleveland, OH
Sun Apr 17 2016, 1:12 PM - 3:43 PM EDT
Att: 17,621 - Sunny - 53 F

AB 30
R 0
H 3
RBI 0
BB 2
SO 15
LOB 9



Batter	1	2	3	4	5	6	7	8	9	AB	R	H	RBI	BB	SO	LOB	TOP	
8 Norichika Aoki, L (1, 7) OBP: 0.241, SLG: 0.302	G5-3		FC4-6 22 FC3-6 7 BB		G6-3		K			4	0	0	0	0	1	2		
7 Seth Smith, L (1, 10) OBP: 0.469, SLG: 0.480	1B		BB		L8			G6-3		3	0	1	0	1	0	0		
22 Robinson Cano, L (1, 4) OBP: 0.298, SLG: 0.558	FC4-6 15 BB		FC3-6		G3-1			2B		3	0	1	0	1	0	2		
23 Nelson Cruz, R (1, 9) OBP: 0.333, SLG: 0.490	K		K2-3		G6-3			F9		4	0	0	0	0	2	5		
15 Kyle Seager, L (1, 5) OBP: 0.264, SLG: 0.326	FC4-6				1B			K		4	1	2	1	0	1	3		
26 Adam Lind, L (1, 3) OBP: 0.182, SLG: 0.242	G6-3				F8			L7		4	1	1	0	0	0	1		
33 Chris Iannetta, R (1, 2) OBP: 0.359, SLG: 0.424	L7				F7			K		4	0	0	0	0	1	2		
12 Leonys Martin, L (1, 8) OBP: 0.304, SLG: 0.452	F7				K			G4-3		4	0	1	1	0	1	1		
4 Ketel Marte, S (1, 6) OBP: 0.250, SLG: 0.186										2	0	0	0	1	1	1		
21 Franklin Gutierrez, R (9, PH) OBP: 0.308, SLG: 0.235			FC4-6 8 BB		K			K		1	0	0	0	0	1	0		
Inning Stats	R: 0 E: 0 K: 1 S: 13	H: 1 LOB: 2 BB: 1 P: 23	R: 0 E: 0 K: 0 S: 7	H: 0 LOB: 0 BB: 0 P: 7	R: 0 E: 0 K: 1 S: 13	H: 0 LOB: 2 BB: 2 P: 23	R: 0 E: 0 K: 1 S: 9	H: 1 LOB: 1 BB: 0 P: 11	R: 0 E: 0 K: 2 S: 13	H: 1 LOB: 0 BB: 0 P: 17	R: 1 E: 0 K: 1 S: 10	H: 1 LOB: 0 BB: 0 P: 13	R: 1 E: 0 K: 1 S: 10	H: 1 LOB: 0 BB: 0 P: 13	1B: 2 2B: 3 HR: 1	SF: 0 SAC: 0 HBP: 0	WP: 0 PB: 0 SB: 1 CS: 0	PA: 36
PITCHER	IP WLS BF H R ER SO BB IBB HBP BLK WP HR S P ERA WHIP																	
59 Carlos Carrasco, R (1, 1) ERA: 2.79	6.1 W 26 4 1 1 5 3 0 0 0 0 0 1 66 103 1.42 1.105																	
34 Zach McAllister, R (7, 1) ERA:	0.2 H 2 0 0 0 1 0 0 0 0 0 0 0 6 8 0.00 0.000																	
27 Bryan Shaw, R (8, 1) ERA: 18.69	1.0 H 4 1 0 0 1 0 0 0 0 0 0 0 11 16 0.00 1.000																	
37 Cody Allen, R (9, 1) ERA: 5.79	1.0 S 4 1 1 1 1 0 0 0 0 0 0 0 10 13 9.00 1.000																	

Seattle Mariners @ Cleveland Indians
Progressive Field, Cleveland, OH
Tue Apr 19 2016, 6:11 PM - 9:06 PM EDT
Att: 9,393 - Partly Cloudy - 52 F

AB 33
R 2
H 6
RBI 2
BB 3
SO 8
LOB 17



Batter	1	2	3	4	5	6	7	8	9	AB	R	H	RBI	BB	SO	LOB	BOTTOM	
20 Rajai Davis, R (1, 8) OBP: 0.298, SLG: 0.372	G6-3		G6-3 22 BB	1B		G5-3				3	0	1	1	1	0	0		
22 Jason Kipnis, L (1, 4) OBP: 0.392, SLG: 0.463	1B		G6-3	K				L6		4	0	1	0	0	1	4		
12 Francisco Lindor, S (1, 6) OBP: 0.370, SLG: 0.465	1B		2B					F8 26 BB		3	1	3	1	1	0	0		
26 Mike Napoli, R (1, 3) OBP: 0.326, SLG: 0.500	G5-3		G5-3	BB				F8 41 BB		3	0	1	1	1	0	5		
41 Carlos Santana, S (1, 10) OBP: 0.261, SLG: 0.333	F8		L9					F8		4	0	0	0	0	0	3		
10 Yan Gomes, R (1, 2) OBP: 0.256, SLG: 0.378	1B		K					G6-3		4	0	1	0	0	1	2		
6 Marlon Byrd, R (1, 7) OBP: 0.324, SLG: 0.400	1B									4	1	2	0	0	1	0		
30 Tyler Naquin, L (9, 8) OBP: 0.333, SLG: 0.333	1B		BB					F9		0	0	0	0	0	0	0		
4 Juan Uribe, R (1, 5) OBP: 0.297, SLG: 0.226	1B		BB					G4-3		3	1	1	0	1	0	0		
7 Collin Cowgill, R (1, 9) OBP: 0.214, SLG: 0.083	G5-4-3		BB					K		3	0	0	0	1	1	3		
Inning Stats	R: 0 E: 0 K: 0 S: 8	H: 2 LOB: 1 BB: 0 P: 11	R: 0 E: 0 K: 0 S: 13	H: 3 LOB: 2 BB: 0 P: 17	R: 1 E: 0 K: 0 S: 13	H: 3 LOB: 1 BB: 0 P: 17	R: 2 E: 0 K: 2 S: 19	H: 1 LOB: 3 BB: 4 P: 42	R: 0 E: 0 K: 1 S: 7	H: 0 LOB: 0 BB: 0 P: 9	R: 0 E: 0 K: 0 S: 7	H: 0 LOB: 0 BB: 0 P: 9	R: 0 E: 0 K: 1 S: 7	H: 0 LOB: 0 BB: 0 P: 8	1B: 8 2B: 2 3B: 0 HR: 0	SF: 0 SAC: 0 DP: 3 HBP: 0	WP: 0 PB: 0 SB: 0 CS: 0	PA: 36
PITCHER	IP WLS BF H R ER SO BB IBB HBP BLK WP HR S P ERA WHIP																	
20 Wade Miley, L (1, 1) ERA: 8.04	3.2 L 21 9 3 3 2 4 0 0 0 0 0 0 25 38 0.00 3.545																	
37 Mike Montgomery, L (4, 1) ERA: 4.15	2.2 10 1 0 0 1 1 0 0 0 0 0 0 25 38 0.00 0.750																	
55 Tony Zych, R (7, 1) ERA: 3.24	1.2 5 0 0 0 1 0 0 0 0 0 0 0 11 14 0.00 0.000																	

Seattle Mariners @ Cleveland Indians
Progressive Field, Cleveland, OH
Tue Apr 19 2016, 6:11 PM - 9:06 PM EDT
Att: 9,393 - Partly Cloudy - 52 F

AB 31
R 3
H 10
RBI 3
BB 5
SO 4
LOB 17



Batter	1	2	3	4	5	6	7	8	9	AB	R	H	RBI	BB	SO	LOB	TOP			
41 Carlos Santana, S OBP: 0.305, SLG: 0.440										4	1	2	1	0	0	1	Cleveland Indians @ Detroit Tigers Comerica Park, Detroit, MI Fri Apr 22 2016, 7:13 PM - 9:57 PM EDT Att: 25,086 - Cloudy - 55 F			
22 Jason Kipnis, L OBP: 0.317, SLG: 0.396										4	0	1	0	0	0	2				
12 Francisco Lindor, S OBP: 0.356, SLG: 0.497										3	0	1	0	1	1					
26 Mike Napoli, R OBP: 0.291, SLG: 0.490										4	0	0	0	0	4	3				
10 Yan Gomes, R OBP: 0.213, SLG: 0.311										4	0	0	0	0	3	3				
6 Marlon Byrd, R OBP: 0.345, SLG: 0.444										3	1	1	1	1	0	0				
20 Rajai Davis, R OBP: 0.308, SLG: 0.458										0	0	0	0	0	0	0				
8 Lonnie Chisenhall, L OBP: 0.091, SLG: 0.091										4	0	0	0	0	1	1				
4 Juan Uribe, R OBP: 0.295, SLG: 0.243										4	0	0	0	0	2	0				
30 Tyler Naquin, L OBP: 0.320, SLG: 0.320										3	0	1	0	0	1	0				
Inning Stats	R: 1 H: 1 E: 0 K: 2 S: 14	H: 1 LOB: 1 BB: 1 P: 24	R: 0 H: 0 E: 0 K: 1 S: 8	H: 0 LOB: 0 BB: 0 P: 15	R: 0 H: 1 E: 0 K: 2 S: 11	H: 1 LOB: 1 BB: 0 P: 22	R: 0 H: 0 E: 0 K: 2 S: 12	H: 0 LOB: 1 BB: 1 P: 19	R: 0 H: 1 E: 0 K: 1 S: 10	H: 1 LOB: 1 BB: 0 P: 16	R: 1 H: 1 E: 0 K: 1 S: 9	H: 1 LOB: 0 BB: 0 P: 11	R: 0 H: 2 E: 0 K: 2 S: 20	H: 2 LOB: 2 BB: 0 P: 28	R: 0 H: 0 E: 0 K: 0 S: 8	H: 0 LOB: 0 BB: 0 P: 13	1B: 3 2B: 1 3B: 0 HR: 2	SF: 0 SAC: 0 DP: 0 HBP: 0	WP: 1 PB: 0 SB: 0 CS: 0	PA: 35
PITCHER	IP WLS BF H R ER SO BB IBB HBP BLK WP HR S P ERA WHIP	IP WLS BF H R ER SO BB IBB HBP BLK WP HR S P ERA WHIP	IP WLS BF H R ER SO BB IBB HBP BLK WP HR S P ERA WHIP	IP WLS BF H R ER SO BB IBB HBP BLK WP HR S P ERA WHIP	IP WLS BF H R ER SO BB IBB HBP BLK WP HR S P ERA WHIP	IP WLS BF H R ER SO BB IBB HBP BLK WP HR S P ERA WHIP	IP WLS BF H R ER SO BB IBB HBP BLK WP HR S P ERA WHIP	IP WLS BF H R ER SO BB IBB HBP BLK WP HR S P ERA WHIP	IP WLS BF H R ER SO BB IBB HBP BLK WP HR S P ERA WHIP	IP WLS BF H R ER SO BB IBB HBP BLK WP HR S P ERA WHIP	IP WLS BF H R ER SO BB IBB HBP BLK WP HR S P ERA WHIP	IP WLS BF H R ER SO BB IBB HBP BLK WP HR S P ERA WHIP	IP WLS BF H R ER SO BB IBB HBP BLK WP HR S P ERA WHIP	IP WLS BF H R ER SO BB IBB HBP BLK WP HR S P ERA WHIP	IP WLS BF H R ER SO BB IBB HBP BLK WP HR S P ERA WHIP	IP WLS BF H R ER SO BB IBB HBP BLK WP HR S P ERA WHIP	IP WLS BF H R ER SO BB IBB HBP BLK WP HR S P ERA WHIP			
35 Justin Verlander, R ERA: 5.79	7.0	L	27	4	2	2	10	2	0	0	0	0	1	2	73	118	2.57	0.857		
38 Justin Wilson, L ERA:	1.0		5	2	0	0	2	0	0	0	0	0	0	0	20	28	0.00	2.000		
54 Drew VerHagen, R ERA: 3.38	1.0		3	0	0	0	0	0	0	0	0	0	0	0	8	13	0.00	0.000		

Batter	1	2	3	4	5	6	7	8	9	AB	R	H	RBI	BB	SO	LOB	BOTTOM			
3 Ian Kinsler, R OBP: 0.380, SLG: 0.582										4	1	1	0	0	2	0	Cleveland Indians @ Detroit Tigers Comerica Park, Detroit, MI Fri Apr 22 2016, 7:13 PM - 9:57 PM EDT Att: 25,086 - Cloudy - 55 F			
8 Justin Upton, R OBP: 0.281, SLG: 0.333										4	0	1	1	0	2	0				
24 Miguel Cabrera, R OBP: 0.313, SLG: 0.322										3	0	0	0	1	0	0				
41 Victor Martinez, S OBP: 0.333, SLG: 0.478										4	0	1	0	0	0	2				
28 J.D. Martinez, R OBP: 0.379, SLG: 0.456										4	0	0	0	0	0	1				
9 Nick Castellanos, R OBP: 0.352, SLG: 0.519										3	0	1	0	0	1	1				
18 Tyler Collins, L OBP: 0.133, SLG: 0.200										3	0	0	0	0	0	2				
46 Bobby Wilson, R										2	0	0	0	0	1	0				
39 Jarrod Saltalamacchia, R OBP: 0.366, SLG: 0.778										1	0	0	0	0	1	1				
1 Jose Iglesias, R OBP: 0.382, SLG: 0.327										3	0	0	0	0	0	0				
Inning Stats	R: 0 H: 0 E: 0 K: 0 S: 10	H: 1 LOB: 0 BB: 0 P: 15	R: 0 H: 0 E: 0 K: 1 S: 9	H: 1 LOB: 1 BB: 0 P: 15	R: 0 H: 0 E: 0 K: 2 S: 8	H: 0 LOB: 0 BB: 0 P: 13	R: 0 H: 0 E: 0 K: 1 S: 7	H: 0 LOB: 0 BB: 0 P: 10	R: 0 H: 2 E: 0 K: 0 S: 9	H: 2 LOB: 2 BB: 1 P: 15	R: 0 H: 1 E: 0 K: 1 S: 9	H: 1 LOB: 1 BB: 0 P: 13	R: 0 H: 0 E: 0 K: 2 S: 7	H: 0 LOB: 0 BB: 0 P: 11	R: 0 H: 0 E: 0 K: 0 S: 6	H: 0 LOB: 0 BB: 0 P: 11	1B: 2 2B: 2 3B: 0 HR: 0	SF: 0 SAC: 0 DP: 0 HBP: 0	WP: 1 PB: 0 SB: 0 CS: 0	PA: 32
PITCHER	IP WLS BF H R ER SO BB IBB HBP BLK WP HR S P ERA WHIP	IP WLS BF H R ER SO BB IBB HBP BLK WP HR S P ERA WHIP	IP WLS BF H R ER SO BB IBB HBP BLK WP HR S P ERA WHIP	IP WLS BF H R ER SO BB IBB HBP BLK WP HR S P ERA WHIP	IP WLS BF H R ER SO BB IBB HBP BLK WP HR S P ERA WHIP	IP WLS BF H R ER SO BB IBB HBP BLK WP HR S P ERA WHIP	IP WLS BF H R ER SO BB IBB HBP BLK WP HR S P ERA WHIP	IP WLS BF H R ER SO BB IBB HBP BLK WP HR S P ERA WHIP	IP WLS BF H R ER SO BB IBB HBP BLK WP HR S P ERA WHIP	IP WLS BF H R ER SO BB IBB HBP BLK WP HR S P ERA WHIP	IP WLS BF H R ER SO BB IBB HBP BLK WP HR S P ERA WHIP	IP WLS BF H R ER SO BB IBB HBP BLK WP HR S P ERA WHIP	IP WLS BF H R ER SO BB IBB HBP BLK WP HR S P ERA WHIP	IP WLS BF H R ER SO BB IBB HBP BLK WP HR S P ERA WHIP	IP WLS BF H R ER SO BB IBB HBP BLK WP HR S P ERA WHIP	IP WLS BF H R ER SO BB IBB HBP BLK WP HR S P ERA WHIP				
43 Josh Tomlin, R ERA: 1.54	6.2	W	25	4	1	1	1	0	0	0	0	1	0	0	0	0	1.35	0.750		
34 Zach McAllister, R ERA:	0.1	H	1	0	0	0	1	0	0	3	5	0.00	0.000							
27 Bryan Shaw, R ERA: 14.29	1.0	H	3	0	0	0	2	0	0	7	11	0.00	0.000							
37 Cody Allen, R ERA: 7.36	1.0	S	3	0	0	0	0	0	0	6	11	0.00	0.000							

Batter	1	2	3	4	5	6	7	8	9	AB	R	H	RBI	BB	SO	LOB	TOP						
41 Carlos Santana, S OBP: 0.313, SLG: 0.455										5	0	2	1	0	0	0	Cleveland Indians @ Detroit Tigers Comerica Park, Detroit, MI Sat Apr 23 2016, 1:10 PM - 3:51 PM EDT Att: 31,163 - Sunny - 51 F						
22 Jason Kipnis, L OBP: 0.336, SLG: 0.404										4	1	2	0	1	0	1							
12 Francisco Lindor, S OBP: 0.359, SLG: 0.397										4	2	1	0	1	1	3							
26 Mike Napoli, R OBP: 0.300, SLG: 0.482										5	2	2	0	0	1	3							
10 Yan Gomes, R OBP: 0.250, SLG: 0.420										5	3	3	5	0	0	0							
11 José Ramírez, S OBP: 0.287, SLG: 0.386										5	0	1	1	0	0	1							
8 Lonnie Chisenhall, L OBP: 0.125, SLG: 0.250										5	1	1	0	0	0	2							
20 Rajai Davis, R OBP: 0.321, SLG: 0.481										4	0	2	2	0	0	0							
30 Tyler Naquin, L OBP: 0.310, SLG: 0.345										4	1	1	0	0	1	1							
Inning Stats	R: 3 H: 3 E: 0 K: 1 S: 20	L: 3 LOB: 1 BB: 1 P: 32	R: 0 H: 1 E: 0 K: 1 S: 9	L: 1 LOB: 1 BB: 0 P: 11	R: 5 H: 7 E: 0 K: 0 S: 16	L: 2 LOB: 2 BB: 1 P: 29	R: 0 H: 0 E: 0 K: 0 S: 5	L: 0 LOB: 0 BB: 0 P: 8	R: 0 H: 0 E: 0 K: 0 S: 4	L: 0 LOB: 0 BB: 0 P: 8	R: 2 H: 3 E: 0 K: 0 S: 14	L: 3 LOB: 1 BB: 0 P: 20	R: 0 H: 1 E: 0 K: 1 S: 14	L: 1 LOB: 1 BB: 0 P: 24	R: 0 H: 0 E: 0 K: 0 S: 9	L: 0 LOB: 0 BB: 0 P: 16		1B: 9 2B: 4 3B: 1 HR: 1	SF: 0 SAC: 0 DP: 0 HBP: 0	WP: 0 PB: 0 SB: 3 CS: 1	PA: 43		
PITCHER	IP WLS BF H R ER SO BB IBB HBP BLK WP HR S P ERA WHIP	IP WLS BF H R ER SO BB IBB HBP BLK WP HR S P ERA WHIP	IP WLS BF H R ER SO BB IBB HBP BLK WP HR S P ERA WHIP	IP WLS BF H R ER SO BB IBB HBP BLK WP HR S P ERA WHIP	IP WLS BF H R ER SO BB IBB HBP BLK WP HR S P ERA WHIP	IP WLS BF H R ER SO BB IBB HBP BLK WP HR S P ERA WHIP	IP WLS BF H R ER SO BB IBB HBP BLK WP HR S P ERA WHIP	IP WLS BF H R ER SO BB IBB HBP BLK WP HR S P ERA WHIP	IP WLS BF H R ER SO BB IBB HBP BLK WP HR S P ERA WHIP	IP WLS BF H R ER SO BB IBB HBP BLK WP HR S P ERA WHIP	IP WLS BF H R ER SO BB IBB HBP BLK WP HR S P ERA WHIP	IP WLS BF H R ER SO BB IBB HBP BLK WP HR S P ERA WHIP	IP WLS BF H R ER SO BB IBB HBP BLK WP HR S P ERA WHIP	IP WLS BF H R ER SO BB IBB HBP BLK WP HR S P ERA WHIP	IP WLS BF H R ER SO BB IBB HBP BLK WP HR S P ERA WHIP	IP WLS BF H R ER SO BB IBB HBP BLK WP HR S P ERA WHIP	IP WLS BF H R ER SO BB IBB HBP BLK WP HR S P ERA WHIP	IP WLS BF H R ER SO BB IBB HBP BLK WP HR S P ERA WHIP	IP WLS BF H R ER SO BB IBB HBP BLK WP HR S P ERA WHIP	IP WLS BF H R ER SO BB IBB HBP BLK WP HR S P ERA WHIP	IP WLS BF H R ER SO BB IBB HBP BLK WP HR S P ERA WHIP		
19 Anibal Sánchez, R ERA: 7.0	2.1	17	9	8	7	2	1	0	0	0	0	0	0	29	49	4.91	1.364						
56 Kyle Ryan, L ERA: 2.79	3.2	15	4	2	2	0	1	0	0	0	0	0	0	21	31	0.00	1.200						
30 Alex Wilson, R ERA:	1.2	7	2	0	0	1	0	0	0	0	0	0	0	0	0	0.00	1.200						
65 Blaine Hardy, L ERA: 3.0	1.1	4	0	0	0	0	0	0	0	0	0	0	0	12	22	0.00	0.000						

Batter	1	2	3	4	5	6	7	8	9	AB	R	H	RBI	BB	SO	LOB	BOTTOM						
3 Ian Kinsler, R OBP: 0.365, SLG: 0.557										3	0	0	0	0	1	1	Cleveland Indians @ Detroit Tigers Comerica Park, Detroit, MI Sat Apr 23 2016, 1:10 PM - 3:51 PM EDT Att: 31,163 - Sunny - 51 F						
14 Mike Aviles, R OBP: 0.200, SLG: 0.111										3	0	0	0	0	3	0							
8 Justin Upton, R OBP: 0.250, SLG: 0.319										3	0	0	0	0	3	0							
18 Tyler Collins, L OBP: 0.125, SLG: 0.188										0	0	0	0	0	0	0							
24 Miguel Cabrera, R OBP: 0.300, SLG: 0.396										3	0	0	0	0	1	0							
46 Bobby Wilson, R										0	0	0	0	0	0	0							
41 Victor Martinez, S OBP: 0.315, SLG: 0.449										3	0	0	0	0	1	0							
28 J.D. Martinez, R OBP: 0.377, SLG: 0.450										3	0	1	0	0	2	0							
9 Nick Castellanos, R OBP: 0.333, SLG: 0.491										3	0	0	0	0	1	1							
39 Jarrod Saltalamacchia, R OBP: 0.364, SLG: 0.821										3	1	1	1	0	1	0							
17 Andrew Romine, S OBP: 0.222, SLG: 0.125										3	0	0	0	0	0	0							
12 Anthony Gose, L OBP: 0.271, SLG: 0.256										3	0	0	0	0	2	1							
Inning Stats	R: 0 H: 0 E: 0 K: 2 S: 12	L: 0 LOB: 0 BB: 0 P: 19	R: 0 H: 1 E: 0 K: 0 S: 4	L: 0 LOB: 0 BB: 0 P: 9	R: 0 H: 0 E: 1 K: 1 S: 8	L: 0 LOB: 1 BB: 0 P: 12	R: 0 H: 0 E: 0 K: 2 S: 8	L: 0 LOB: 0 BB: 0 P: 13	R: 1 H: 1 E: 0 K: 2 S: 10	L: 0 LOB: 0 BB: 0 P: 14	R: 0 H: 0 E: 0 K: 2 S: 9	L: 0 LOB: 0 BB: 0 P: 14	R: 0 H: 0 E: 0 K: 1 S: 7	L: 0 LOB: 0 BB: 0 P: 11	R: 0 H: 0 E: 0 K: 0 S: 6	L: 0 LOB: 0 BB: 0 P: 8	R: 0 H: 0 E: 0 K: 2 S: 12	L: 0 LOB: 0 BB: 0 P: 18	1B: 1 2B: 0 3B: 0 HR: 1	SF: 0 SAC: 0 DP: 1 HBP: 0	WP: 0 PB: 0 SB: 0 CS: 0	PA: 29	
PITCHER	IP WLS BF H R ER SO BB IBB HBP BLK WP HR S P ERA WHIP	IP WLS BF H R ER SO BB IBB HBP BLK WP HR S P ERA WHIP	IP WLS BF H R ER SO BB IBB HBP BLK WP HR S P ERA WHIP	IP WLS BF H R ER SO BB IBB HBP BLK WP HR S P ERA WHIP	IP WLS BF H R ER SO BB IBB HBP BLK WP HR S P ERA WHIP	IP WLS BF H R ER SO BB IBB HBP BLK WP HR S P ERA WHIP	IP WLS BF H R ER SO BB IBB HBP BLK WP HR S P ERA WHIP	IP WLS BF H R ER SO BB IBB HBP BLK WP HR S P ERA WHIP	IP WLS BF H R ER SO BB IBB HBP BLK WP HR S P ERA WHIP	IP WLS BF H R ER SO BB IBB HBP BLK WP HR S P ERA WHIP	IP WLS BF H R ER SO BB IBB HBP BLK WP HR S P ERA WHIP	IP WLS BF H R ER SO BB IBB HBP BLK WP HR S P ERA WHIP	IP WLS BF H R ER SO BB IBB HBP BLK WP HR S P ERA WHIP	IP WLS BF H R ER SO BB IBB HBP BLK WP HR S P ERA WHIP	IP WLS BF H R ER SO BB IBB HBP BLK WP HR S P ERA WHIP	IP WLS BF H R ER SO BB IBB HBP BLK WP HR S P ERA WHIP	IP WLS BF H R ER SO BB IBB HBP BLK WP HR S P ERA WHIP	IP WLS BF H R ER SO BB IBB HBP BLK WP HR S P ERA WHIP	IP WLS BF H R ER SO BB IBB HBP BLK WP HR S P ERA WHIP	IP WLS BF H R ER SO BB IBB HBP BLK WP HR S P ERA WHIP	IP WLS BF H R ER SO BB IBB HBP BLK WP HR S P ERA WHIP		
28 Corey Kluber, R ERA: 4.67	8.0	26	2	1	1	1	1	0	0	0	0	0	0	64	100	1.12	0.250						
61 Dan Otero, R ERA:	1.0	3	0	0	0	0	2	0	0	0	0	0	0	12	18	0.00	0.000						

Batter	1	2	3	4	5	6	7	8	9	AB	R	H	RBI	BB	SO	LOB	TOP
41 Carlos Santana, S OBP: 0.290, SLG: 0.417										5	0	0	0	0	1	4	
22 Jason Kipnis, L OBP: 0.345, SLG: 0.403										5	1	2	0	0	1	0	
12 Francisco Lindor, S OBP: 0.391, SLG: 0.419										4	2	3	0	1	0	0	
26 Mike Napoli, R OBP: 0.292, SLG: 0.450										4	0	0	0	1	2	6	
11 José Ramírez, S OBP: 0.280, SLG: 0.408										5	2	2	2	0	0	4	
6 Marlon Byrd, R OBP: 0.353, SLG: 0.462										3	1	2	2	1	0	0	
8 Lonnie Chisenhall, L OBP: 0.125, SLG: 0.250										0	0	0	0	0	0	0	
4 Juan Uribe, R OBP: 0.321, SLG: 0.244										4	0	1	1	0	0	3	
20 Rajai Davis, R OBP: 0.321, SLG: 0.481										0	0	0	0	0	0	0	
30 Tyler Naquin, L OBP: 0.303, SLG: 0.394										4	0	1	1	0	1	2	
55 Roberto Pérez, R OBP: 0.328, SLG: 0.472										1	0	0	0	3	0	0	
Inning Stats	R: 0 H: 2 E: 0 K: 1 S: 17	H: 0 LOB: 0 BB: 0 P: 9	R: 0 H: 0 E: 0 K: 0 S: 7	H: 0 LOB: 0 BB: 1 P: 12	R: 3 H: 3 E: 0 K: 1 S: 15	H: 3 LOB: 2 BB: 0 P: 28	R: 3 H: 5 E: 0 K: 0 S: 17	H: 0 LOB: 1 BB: 0 P: 11	R: 0 H: 1 E: 0 K: 1 S: 11	H: 0 LOB: 2 BB: 1 P: 18	R: 0 H: 0 E: 0 K: 0 S: 9	H: 0 LOB: 1 BB: 1 P: 14	R: 0 H: 0 E: 0 K: 1 S: 6	H: 0 LOB: 1 BB: 1 P: 16	1B: 9 2B: 2 3B: 1 HR: 0	SF: 0 SAC: 0 DP: 2 HBP: 0	WP: 0 PA: 42 ERA: 3.00 WHIP: 1.333
PITCHER	IP WLS BF H R ER SO BB IBB HBP BLK WP HR S P ERA WHIP	IP WLS BF H R ER SO BB IBB HBP BLK WP HR S P ERA WHIP	IP WLS BF H R ER SO BB IBB HBP BLK WP HR S P ERA WHIP	IP WLS BF H R ER SO BB IBB HBP BLK WP HR S P ERA WHIP	IP WLS BF H R ER SO BB IBB HBP BLK WP HR S P ERA WHIP	IP WLS BF H R ER SO BB IBB HBP BLK WP HR S P ERA WHIP	IP WLS BF H R ER SO BB IBB HBP BLK WP HR S P ERA WHIP	IP WLS BF H R ER SO BB IBB HBP BLK WP HR S P ERA WHIP	IP WLS BF H R ER SO BB IBB HBP BLK WP HR S P ERA WHIP	IP WLS BF H R ER SO BB IBB HBP BLK WP HR S P ERA WHIP	IP WLS BF H R ER SO BB IBB HBP BLK WP HR S P ERA WHIP	IP WLS BF H R ER SO BB IBB HBP BLK WP HR S P ERA WHIP	IP WLS BF H R ER SO BB IBB HBP BLK WP HR S P ERA WHIP	IP WLS BF H R ER SO BB IBB HBP BLK WP HR S P ERA WHIP	IP WLS BF H R ER SO BB IBB HBP BLK WP HR S P ERA WHIP	IP WLS BF H R ER SO BB IBB HBP BLK WP HR S P ERA WHIP	IP WLS BF H R ER SO BB IBB HBP BLK WP HR S P ERA WHIP
61 Shane Greene, R ERA: 6.28	3.0	L	12	2	1	1	2	2	0	0	0	0	0	0	0	0	0
54 Drew VerHagen, R ERA: 7.71	1.1		12	7	5	5	1	1	0	0	0	0	0	0	0	0	0
48 Matthew Boyd, L ERA:	4.2		17	2	0	0	2	3	0	0	0	0	0	0	0	0	0

Cleveland Indians @ Detroit Tigers
Comerica Park, Detroit, MI
Sun Apr 24 2016, 1:11 PM - 4:30 PM EDT
Att: 31,947 - Sunny - 57 F

AB 35
R 6
H 11
RBI 6
BB 6
SO 5
LOB 19



Batter	1	2	3	4	5	6	7	8	9	AB	R	H	RBI	BB	SO	LOB	BOTTOM		
3 Ian Kinsler, R OBP: 0.354, SLG: 0.533										5	1	1	0	0	2	1			
1 Jose Iglesias, R OBP: 0.373, SLG: 0.321										4	1	1	0	0	1	1			
41 Victor Martinez, S OBP: 0.328, SLG: 0.472										4	1	2	1	0	1	0			
28 J.D. Martinez, R OBP: 0.384, SLG: 0.453										4	0	2	0	0	1	3			
9 Nick Castellanos, R OBP: 0.344, SLG: 0.483										3	0	1	2	1	0	2			
39 Jarrod Saltalamacchia, R OBP: 0.354, SLG: 0.782										3	0	0	0	1	2	2			
14 Mike Aviles, R OBP: 0.154, SLG: 0.083										3	0	0	0	0	2	0			
24 Miguel Cabrera, R OBP: 0.296, SLG: 0.302										1	0	0	0	0	0	3			
18 Tyler Collins, L OBP: 0.125, SLG: 0.188										0	0	0	0	0	0	0			
17 Andrew Romine, S OBP: 0.308, SLG: 0.100										2	0	0	0	2	0	0			
12 Anthony Gose, L OBP: 0.255, SLG: 0.239										3	0	0	0	0	2	2			
8 Justin Upton, R OBP: 0.247, SLG: 0.314										1	0	0	0	0	0	0			
Inning Stats	R: 0 H: 0 E: 0 K: 1 S: 6	H: 1 LOB: 1 BB: 0 P: 10	R: 0 H: 0 E: 0 K: 1 S: 6	H: 0 LOB: 0 BB: 0 P: 9	R: 2 H: 3 E: 0 K: 2 S: 14	H: 3 LOB: 0 BB: 0 P: 20	R: 0 H: 0 E: 0 K: 1 S: 13	H: 0 LOB: 1 BB: 1 P: 20	R: 0 H: 1 E: 0 K: 0 S: 14	H: 1 LOB: 1 BB: 0 P: 19	R: 0 H: 0 E: 0 K: 2 S: 8	H: 0 LOB: 1 BB: 1 P: 15	R: 1 H: 2 E: 0 K: 2 S: 16	H: 2 LOB: 3 BB: 2 P: 34	R: 0 H: 0 E: 0 K: 1 S: 10	H: 0 LOB: 0 BB: 0 P: 15	1B: 6 2B: 2 3B: 0 HR: 0	SF: 0 SAC: 0 DP: 1 HBP: 0	WP: 0 PA: 37 ERA: 0.00 WHIP: 0.000
PITCHER	IP WLS BF H R ER SO BB IBB HBP BLK WP HR S P ERA WHIP	IP WLS BF H R ER SO BB IBB HBP BLK WP HR S P ERA WHIP	IP WLS BF H R ER SO BB IBB HBP BLK WP HR S P ERA WHIP	IP WLS BF H R ER SO BB IBB HBP BLK WP HR S P ERA WHIP	IP WLS BF H R ER SO BB IBB HBP BLK WP HR S P ERA WHIP	IP WLS BF H R ER SO BB IBB HBP BLK WP HR S P ERA WHIP	IP WLS BF H R ER SO BB IBB HBP BLK WP HR S P ERA WHIP	IP WLS BF H R ER SO BB IBB HBP BLK WP HR S P ERA WHIP	IP WLS BF H R ER SO BB IBB HBP BLK WP HR S P ERA WHIP	IP WLS BF H R ER SO BB IBB HBP BLK WP HR S P ERA WHIP	IP WLS BF H R ER SO BB IBB HBP BLK WP HR S P ERA WHIP	IP WLS BF H R ER SO BB IBB HBP BLK WP HR S P ERA WHIP	IP WLS BF H R ER SO BB IBB HBP BLK WP HR S P ERA WHIP	IP WLS BF H R ER SO BB IBB HBP BLK WP HR S P ERA WHIP	IP WLS BF H R ER SO BB IBB HBP BLK WP HR S P ERA WHIP	IP WLS BF H R ER SO BB IBB HBP BLK WP HR S P ERA WHIP	IP WLS BF H R ER SO BB IBB HBP BLK WP HR S P ERA WHIP		
59 Carlos Carrasco, R ERA: 2.45	2.2	W	15	4	2	2	4	1	0	0	0	0	0	0	0	0	0		
47 Trevor Bauer, R ERA: 4.75	3.1		15	4	2	2	4	1	0	0	0	0	0	0	0	0	0		
34 Zach McAllister, R ERA:	1.0		4	0	0	0	2	1	0	0	0	0	0	0	0	0	0		
27 Bryan Shaw, R ERA: 14.21	0.2		6	2	1	1	2	2	0	0	0	0	0	0	0	0	0		
53 Jeff Manship, R ERA:	0.1	H	1	0	0	0	0	0	0	0	0	0	0	0	0	0	0		

Cleveland Indians @ Detroit Tigers
Comerica Park, Detroit, MI
Sun Apr 24 2016, 1:11 PM - 4:30 PM EDT
Att: 31,947 - Sunny - 57 F

AB 33
R 3
H 7
RBI 3
BB 4
SO 11
LOB 14



Batter	1	2	3	4	5	6	7	8	9	AB	R	H	RBI	BB	SO	LOB	TOP								
41 Carlos Santana, S OBP: 0.299, SLG: 0.426										4	1	1	1	0	1	1	Cleveland Indians @ Minnesota Twins Target Field, Minneapolis, MN Tue Apr 26 2016, 7:12 PM - 10:03 PM CDT Att: 17,493 - Overcast - 49 F								
22 Jason Kipnis, L OBP: 0.325, SLG: 0.423										4	1	1	1	0	1	2									
12 Francisco Lindor, S OBP: 0.372, SLG: 0.362										3	0	0	1	0	2	0									
23 Michael Brantley, L (1, 7)										4	0	0	0	0	1	0									
26 Mike Napoli, R OBP: 0.270, SLG: 0.449										4	1	1	1	0	2	0									
10 Yan Gomes, R OBP: 0.250, SLG: 0.439										4	0	0	0	0	1	0									
8 Lonnie Chisenhall, L (1, 9)										2	0	0	0	0	2	0									
6 Marlon Byrd, R OBP: 0.385, SLG: 0.477										1	0	0	0	0	1	0									
4 Juan Uribe, R OBP: 0.309, SLG: 0.354										3	1	1	1	0	0	0									
30 Tyler Naquin, L OBP: 0.333, SLG: 0.444										3	1	2	0	0	0	0									
Inning Stats	R: 1 E: 0 K: 1 S: 10	H: 1 LOB: 0 BB: 0 P: 16	R: 0 E: 0 K: 3 S: 10	H: 0 LOB: 0 BB: 0 P: 13	R: 1 E: 0 K: 0 S: 6	H: 1 LOB: 0 BB: 0 P: 11	R: 0 E: 0 K: 1 S: 6	H: 0 LOB: 0 BB: 0 P: 10	R: 0 E: 0 K: 1 S: 13	H: 0 LOB: 2 BB: 0 P: 18	R: 2 E: 0 K: 2 S: 16	H: 2 LOB: 0 BB: 0 P: 21	R: 0 E: 0 K: 2 S: 8	H: 0 LOB: 0 BB: 0 P: 10	R: 0 E: 0 K: 2 S: 9	H: 1 LOB: 1 BB: 0 P: 11	R: 1 E: 0 K: 0 S: 8	H: 1 LOB: 0 BB: 0 P: 15	1B: 1 2B: 2 3B: 0 HR: 3	SF: 1 SAC: 0 DP: 0 HBP: 0	WP: 0 PB: 0 SB: 0 CS: 0	PA: 33			
PITCHER	IP	WLS	BF	H	R	ER	SO	BB	IBB	HBP	BLK	WP	HR	S	P	ERA	WHIP								
47 Ricky Nolasco, R ERA: 3.25	7.1		27	5	4	4	9	0	0	0	0	0	2	71	102	4.91	0.682								
50 Casey Fien, R ERA: 6.75	0.2	H	2	0	0	0	2	0	0	0	0	0	0	7	8	0.00	0.000								
49 Kevin Jepsen, R ERA: 4.66	1.0	W	4	1	1	1	0	0	0	0	0	0	1	8	15	9.00	1.000								

Batter	1	2	3	4	5	6	7	8	9	AB	R	H	RBI	BB	SO	LOB	BOTTOM								
39 Danny Santana, S OBP: 0.300, SLG: 0.350										5	1	3	0	0	1	1	Cleveland Indians @ Minnesota Twins Target Field, Minneapolis, MN Tue Apr 26 2016, 7:12 PM - 10:03 PM CDT Att: 17,493 - Overcast - 49 F								
2 Brian Dozier, R OBP: 0.304, SLG: 0.390										5	2	3	1	0	1	0									
7 Joe Mauer, L OBP: 0.462, SLG: 0.466										3	0	1	1	2	0	1									
22 Miguel Sanó, R OBP: 0.371, SLG: 0.392										4	0	1	1	1	0	2									
31 Oswaldo Arcia, L OBP: 0.302, SLG: 0.462										4	0	0	0	0	3	4									
52 ByungHo Park, R OBP: 0.311, SLG: 0.527										4	2	2	0	0	1	2									
5 Eduardo Escobar, S OBP: 0.276, SLG: 0.297										4	0	1	0	0	0	2									
8 Kurt Suzuki, R OBP: 0.255, SLG: 0.326										4	0	2	2	0	0	1									
20 Eddie Rosario, L OBP: 0.239, SLG: 0.368										4	1	1	1	0	0	3									
Inning Stats	R: 1 E: 0 K: 0 S: 11	H: 2 LOB: 1 BB: 0 P: 16	R: 1 E: 0 K: 1 S: 12	H: 2 LOB: 1 BB: 0 P: 18	R: 0 E: 0 K: 1 S: 8	H: 0 LOB: 0 BB: 0 P: 13	R: 1 E: 0 K: 1 S: 14	H: 2 LOB: 1 BB: 0 P: 20	R: 1 E: 0 K: 1 S: 14	H: 3 LOB: 2 BB: 1 P: 23	R: 1 E: 0 K: 0 S: 9	H: 1 LOB: 0 BB: 0 P: 11	R: 0 E: 0 K: 1 S: 8	H: 0 LOB: 1 BB: 1 P: 15	R: 0 E: 0 K: 1 S: 10	H: 1 LOB: 1 BB: 0 P: 16		R: 1 E: 0 K: 0 S: 9	H: 3 LOB: 2 BB: 1 P: 16	1B: 7 2B: 6 3B: 0 HR: 1	SF: 0 SAC: 0 DP: 0 HBP: 0	WP: 0 PB: 0 SB: 1 CS: 1	PA: 40		
PITCHER	IP	WLS	BF	H	R	ER	SO	BB	IBB	HBP	BLK	WP	HR	S	P	ERA	WHIP								
56 Cody Anderson, R ERA: 7.65	5.2		27	10	5	5	4	1	0	0	0	0	0	66	98	7.94	1.941								
61 Dan Otero, R	1.1		5	0	0	0	1	1	0	0	0	0	0	10	18	0.00	0.750								
53 Jeff Manship, R	1.0		4	1	0	0	1	0	0	0	0	0	0	10	16	0.00	1.000								
37 Cody Allen, R ERA: 7.27	0.1	L	4	3	1	1	0	0	1	0	0	0	0	9	16	27.00	9.000								

AB 32
R 5
H 6
RBI 5
BB 0
SO 11
LOB 3

AB 37
R 6
H 14
RBI 6
BB 3
SO 6
LOB 16

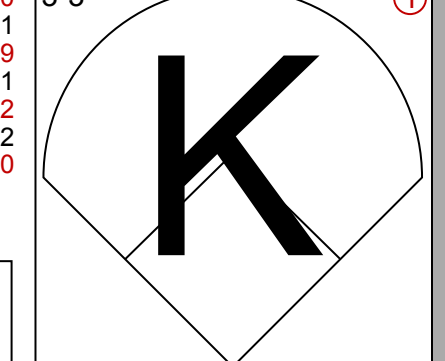
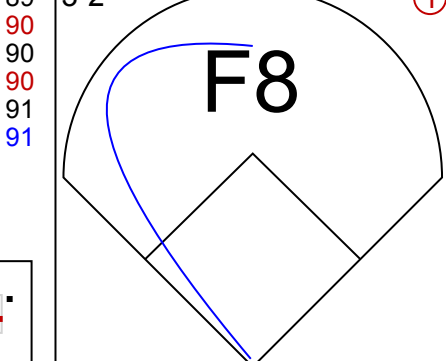
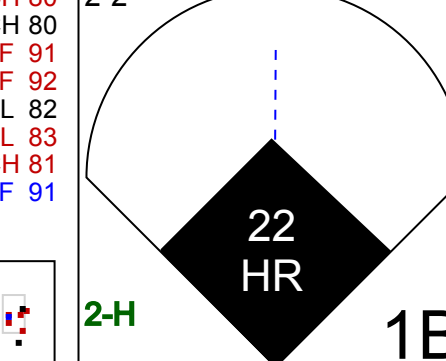
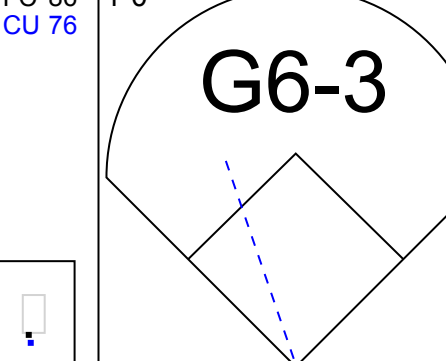
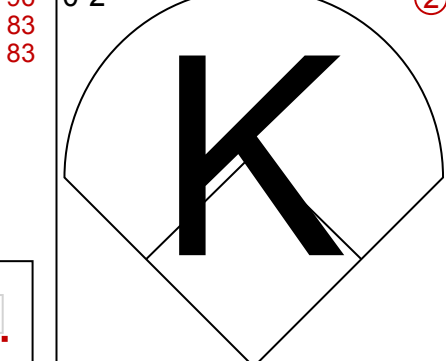
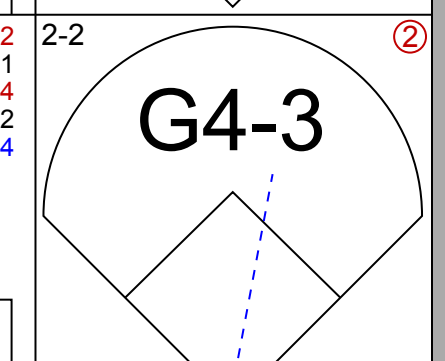
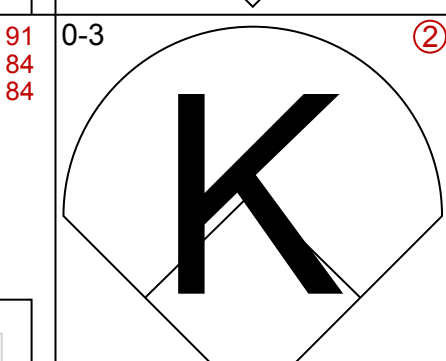
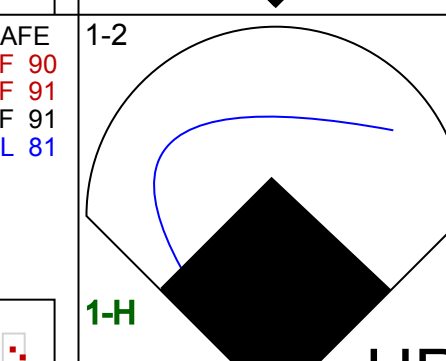
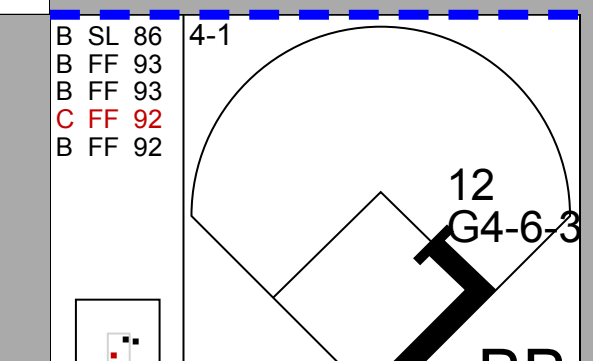
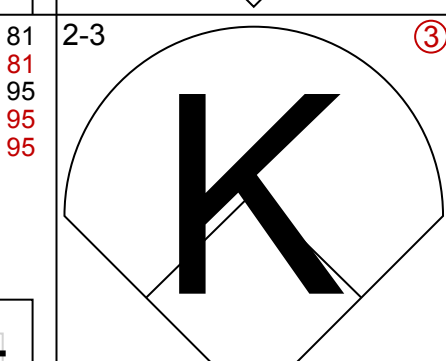
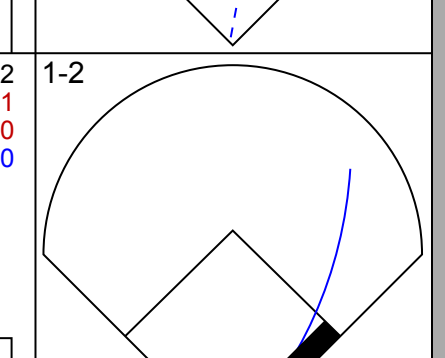
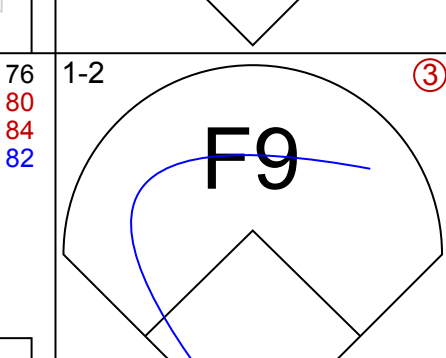
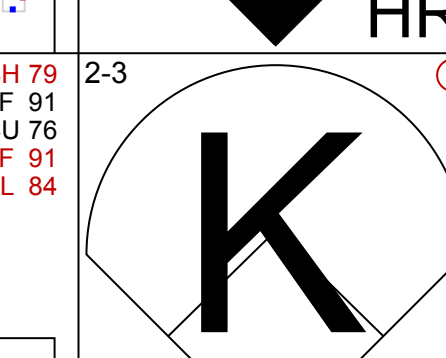
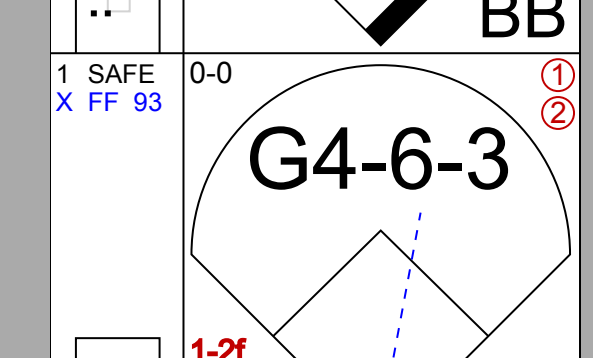
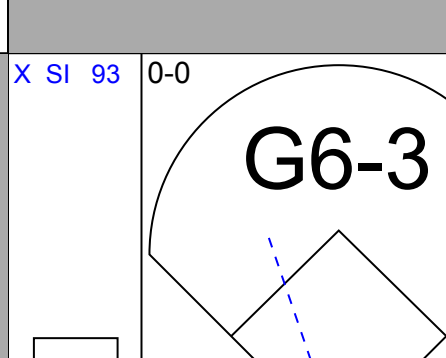
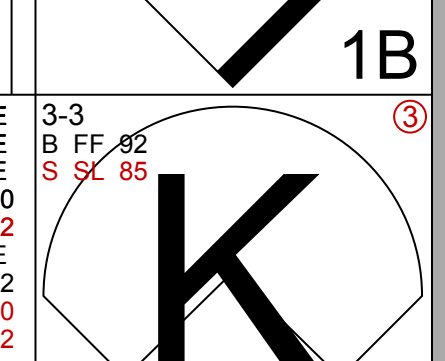
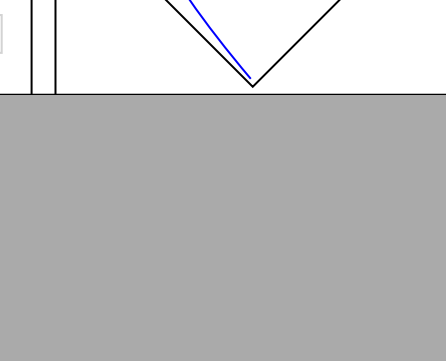
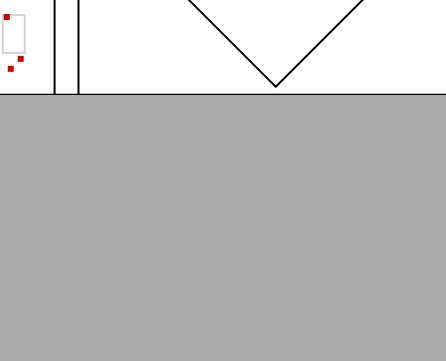
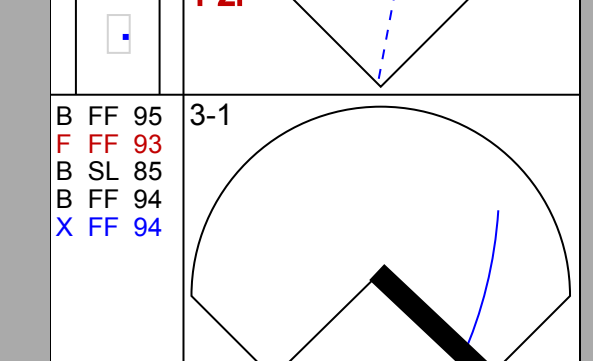
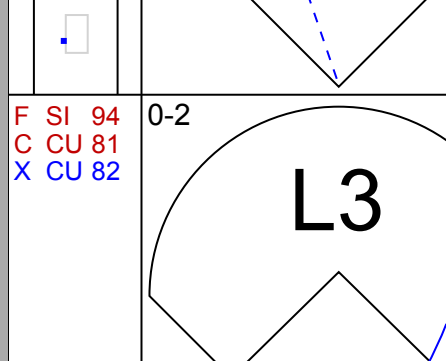
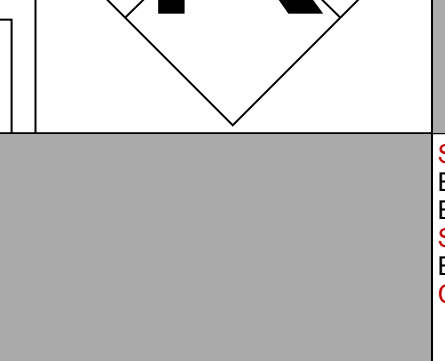


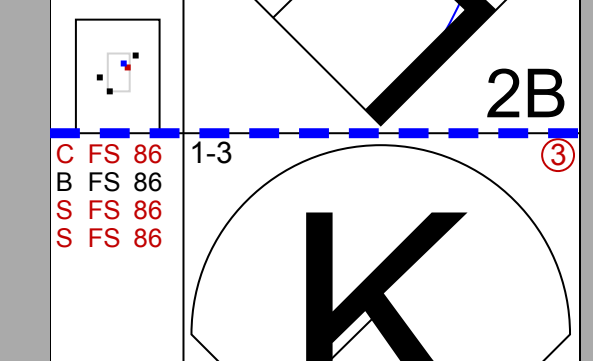
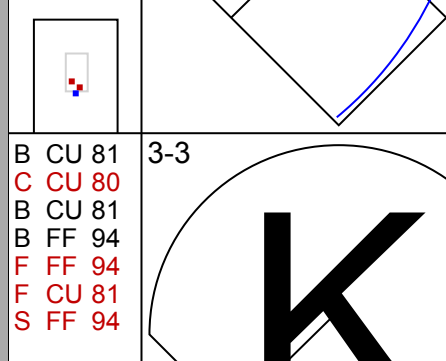



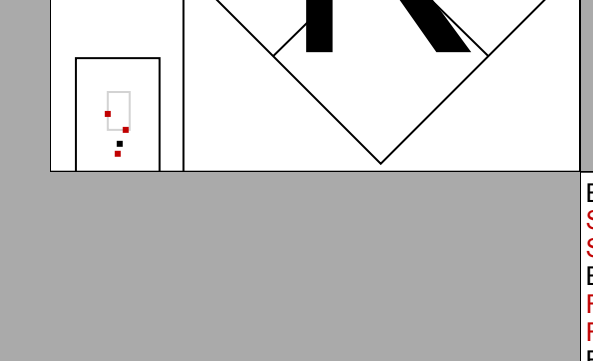
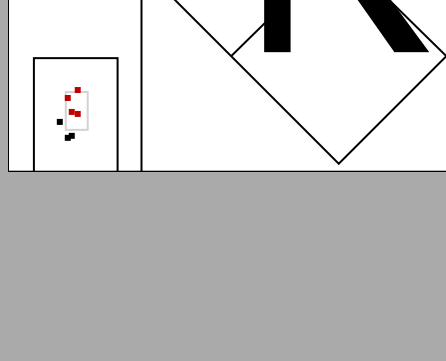

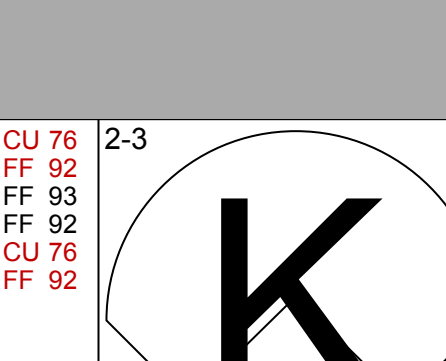
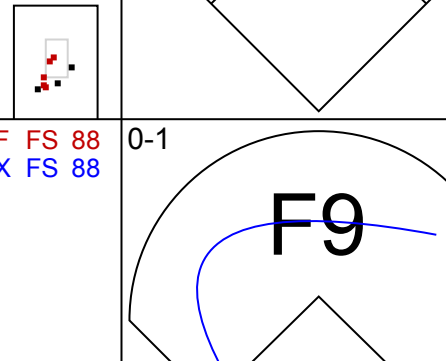


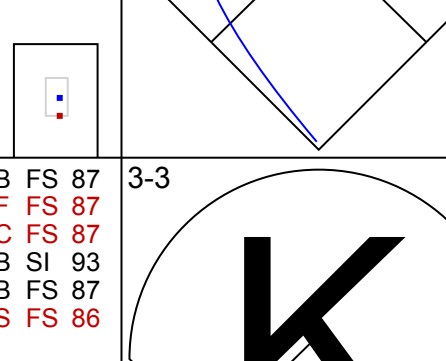

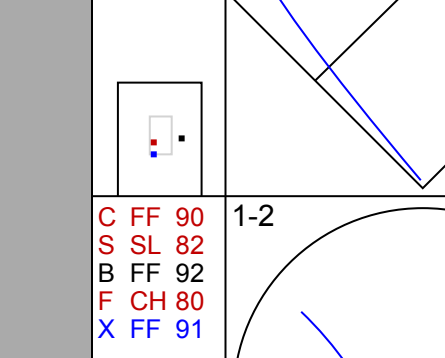


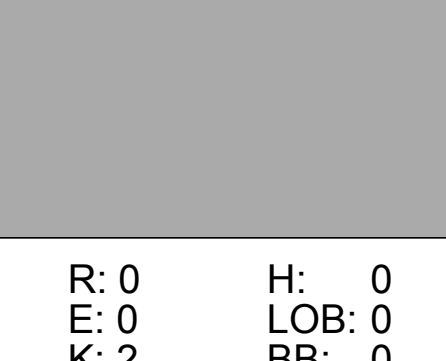
Batter	1	2	3	4	5	6	7	8	9	AB	R	H	RBI	BB	SO	LOB	TOP					
41 Carlos Santana, S OBP: 0.329, SLG: 0.458										4	2	3	0	1	0	0	Cleveland Indians @ Minnesota Twins Target Field, Minneapolis, MN Wed Apr 27 2016, 7:46 PM - 11:17 PM CDT Att: 17,746 - Overcast - 44 F					
22 Jason Kipnis, L OBP: 0.321, SLG: 0.421										5	1	1	1	0	4	4						
12 Francisco Lindor, S OBP: 0.361, SLG: 0.364										5	0	1	3	0	1	2						
23 Michael Brantley, L OBP: 0.200, SLG: 0.125										3	1	1	1	1	1	2						
26 Mike Napoli, R OBP: 0.278, SLG: 0.438										4	0	1	1	0	2	4						
10 Yan Gomes, R OBP: 0.234, SLG: 0.410										4	0	0	0	0	0	2						
11 José Ramírez, S OBP: 0.310, SLG: 0.421										4	0	2	0	0	0	2						
6 Marlon Byrd, R OBP: 0.357, SLG: 0.438										4	0	0	0	0	1	2						
30 Tyler Naquin, L OBP: 0.350, SLG: 0.436										3	2	1	0	1	2	1						
Inning Stats	R: 0 E: 0 K: 1 S: 11	H: 1 LOB: 1 BB: 0 P: 16	R: 0 E: 0 K: 0 S: 10	H: 0 LOB: 1 BB: 0 P: 19	R: 2 E: 0 K: 3 S: 20	H: 2 LOB: 1 BB: 1 P: 29	R: 0 E: 0 K: 1 S: 9	H: 1 LOB: 0 BB: 0 P: 14	R: 4 E: 1 K: 0 S: 25	H: 3 LOB: 1 BB: 1 P: 39	R: 0 E: 0 K: 2 S: 16	H: 1 LOB: 1 BB: 0 P: 23	R: 0 E: 0 K: 1 S: 7	H: 1 LOB: 1 BB: 0 P: 12	R: 0 E: 0 K: 1 S: 7	H: 1 LOB: 1 BB: 0 P: 20		R: 0 E: 1 K: 2 S: 13	H: 0 LOB: 2 BB: 1 P: 21	1B: 7 2B: 3 3B: 0 HR: 0	SF: 1 SAC: 0 DP: 1 HBP: 1	WP: 1 PB: 0 SB: 2 CS: 0
PITCHER	IP WLS BF H R ER SO BB IBB HBP BLK WP HR S P ERA WHIP	IP WLS BF H R ER SO BB IBB HBP BLK WP HR S P ERA WHIP															IP WLS BF H R ER SO BB IBB HBP BLK WP HR S P ERA WHIP					
17 José Berrios, R ERA: 11.25	4.0 L 20 6 5 5 5 2 0 1 0 0 0 56 93 11.25 2.000															4.0 L 20 6 5 5 5 2 0 1 0 0 0 56 93 11.25 2.000						
58 Fernando Abad, L ERA: 1.74	0.1 2 0 0 0 0 0 0 0 0 0 0 0 12 15 0.00 0.000															0.1 2 0 0 0 0 0 0 0 0 0 0 0 12 15 0.00 0.000						
59 Michael Tonkin, R ERA: 1.74	1.2 7 2 1 0 2 0 0 0 0 0 0 0 23 32 0.00 1.200															1.2 7 2 1 0 2 0 0 0 0 0 0 0 23 32 0.00 1.200						
50 Casey Fien, R ERA: 5.4	2.0 7 2 0 0 2 0 0 0 0 1 0 14 24 0.00 1.000															2.0 7 2 0 0 2 0 0 0 0 1 0 14 24 0.00 1.000						
65 Trevor May, R ERA: 2.92	1.0 5 0 0 0 2 0 1 0 0 0 0 13 21 0.00 0.000															1.0 5 0 0 0 2 0 1 0 0 0 0 13 21 0.00 0.000						
39 Danny Santana, S OBP: 0.360, SLG: 0.440										5	1	3	1	0	0	1	Cleveland Indians @ Minnesota Twins Target Field, Minneapolis, MN Wed Apr 27 2016, 7:46 PM - 11:17 PM CDT Att: 17,746 - Overcast - 44 F					
2 Brian Dozier, R OBP: 0.289, SLG: 0.368										5	0	0	0	0	1	4						
7 Joe Mauer, L OBP: 0.459, SLG: 0.447										3	1	0	0	2	0	2						
22 Miguel Sanó, R OBP: 0.376, SLG: 0.403										3	1	1	1	1	0	0						
52 ByungHo Park, R OBP: 0.308, SLG: 0.569										3	1	1	2	0	1	3						
31 Oswaldo Arcia, L OBP: 0.298, SLG: 0.442										4	0	1	1	0	2	0						
9 Eduardo Núñez, R OBP: 0.439, SLG: 0.471										4	0	1	0	0	1	1						
8 Kurt Suzuki, R OBP: 0.255, SLG: 0.319									4	0	1	0	0	0	1							
20 Eddie Rosario, L OBP: 0.240, SLG: 0.361										4	1	1	0	0	2	1						
Inning Stats	R: 3 E: 1 K: 0 S: 12	H: 3 LOB: 1 BB: 1 P: 21	R: 0 E: 0 K: 1 S: 5	H: 0 LOB: 0 BB: 0 P: 7	R: 0 E: 0 K: 0 S: 3	H: 0 LOB: 0 BB: 0 P: 5	R: 0 E: 0 K: 0 S: 8	H: 0 LOB: 0 BB: 0 P: 11	R: 1 E: 1 K: 0 S: 13	H: 2 LOB: 1 BB: 0 P: 18	R: 1 E: 0 K: 1 S: 10	H: 2 LOB: 1 BB: 0 P: 15	R: 0 E: 0 K: 1 S: 11	H: 1 LOB: 3 BB: 2 P: 23	R: 0 E: 0 K: 2 S: 10	H: 0 LOB: 0 BB: 0 P: 16		R: 0 E: 0 K: 2 S: 17	H: 1 LOB: 1 BB: 0 P: 26	1B: 6 2B: 2 3B: 0 HR: 1	SF: 1 SAC: 0 DP: 0 HBP: 0	WP: 0 PB: 0 SB: 2 CS: 0
PITCHER	IP WLS BF H R ER SO BB IBB HBP BLK WP HR S P ERA WHIP	IP WLS BF H R ER SO BB IBB HBP BLK WP HR S P ERA WHIP															IP WLS BF H R ER SO BB IBB HBP BLK WP HR S P ERA WHIP					
43 Josh Tomlin, R ERA: 3.18	5.1 W 23 5 1 4 1 1 0 0 0 0 0 44 65 6.75 1.312															5.1 W 23 5 1 4 1 1 0 0 0 0 0 44 65 6.75 1.312						
57 Kyle Crockett, L ERA: 1.04	0.1 H 1 0 0 0 1 0 0 0 0 0 3 5 0.00 0.000															0.1 H 1 0 0 0 1 0 0 0 0 0 3 5 0.00 0.000						
34 Zach McAllister, R ERA: 1.04	1.1 H 8 2 0 0 1 2 0 0 0 0 15 30 0.00 3.000															1.1 H 8 2 0 0 1 2 0 0 0 0 15 30 0.00 3.000						
27 Bryan Shaw, R ERA: 10.8	1.0 H 3 0 0 0 2 0 0 0 0 0 10 16 0.00 0.000															1.0 H 3 0 0 0 2 0 0 0 0 0 10 16 0.00 0.000						
37 Cody Allen, R ERA: 6.52	1.0 S 4 1 0 0 2 0 0 0 0 0 17 26 0.00 1.000															1.0 S 4 1 0 0 2 0 0 0 0 0 17 26 0.00 1.000						
PITCHER	IP WLS BF H R ER SO BB IBB HBP BLK WP HR S P ERA WHIP	IP WLS BF H R ER SO BB IBB HBP BLK WP HR S P ERA WHIP															IP WLS BF H R ER SO BB IBB HBP BLK WP HR S P ERA WHIP					
43 Josh Tomlin, R ERA: 3.18	5.1 W 23 5 1 4 1 1 0 0 0 0 0 44 65 6.75 1.312															5.1 W 23 5 1 4 1 1 0 0 0 0 0 44 65 6.75 1.312						
57 Kyle Crockett, L ERA: 1.04	0.1 H 1 0 0 0 1 0 0 0 0 0 3 5 0.00 0.000															0.1 H 1 0 0 0 1 0 0 0 0 0 3 5 0.00 0.000						
34 Zach McAllister, R ERA: 1.04	1.1 H 8 2 0 0 1 2 0 0 0 0 15 30 0.00 3.000															1.1 H 8 2 0 0 1 2 0 0 0 0 15 30 0.00 3.000						
27 Bryan Shaw, R ERA: 10.8	1.0 H 3 0 0 0 2 0 0 0 0 0 10 16 0.00 0.000															1.0 H 3 0 0 0 2 0 0 0 0 0 10 16 0.00 0.000						
37 Cody Allen, R ERA: 6.52	1.0 S 4 1 0 0 2 0 0 0 0 0 17 26 0.00 1.000															1.0 S 4 1 0 0 2 0 0 0 0 0 17 26 0.00 1.000						

livebaseballscores.com



livebaseballscores.com

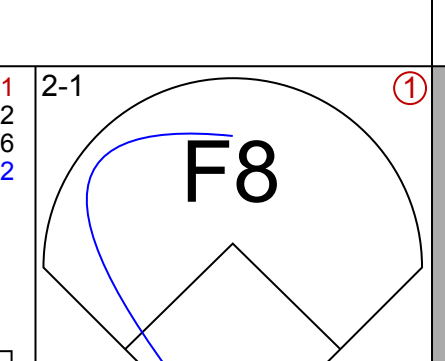


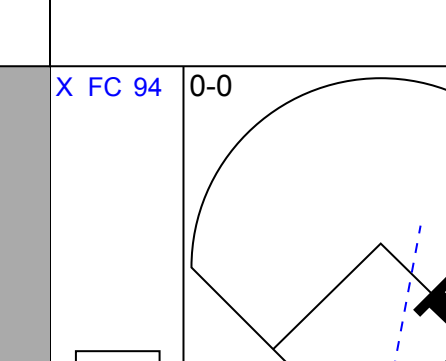
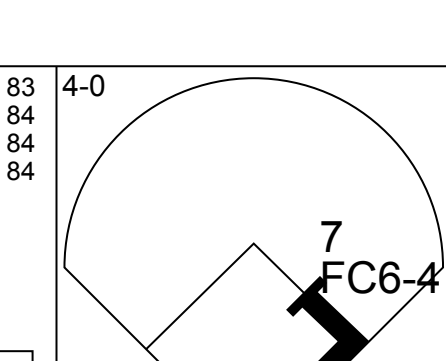
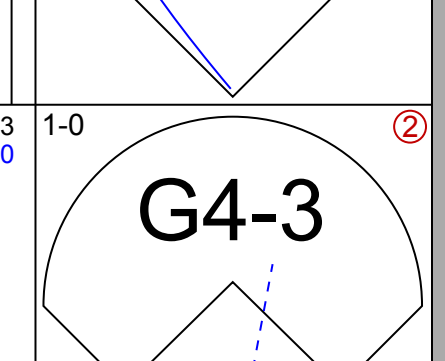


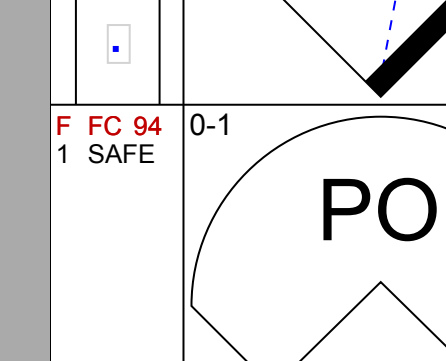
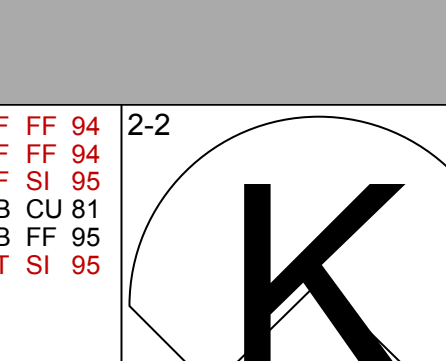
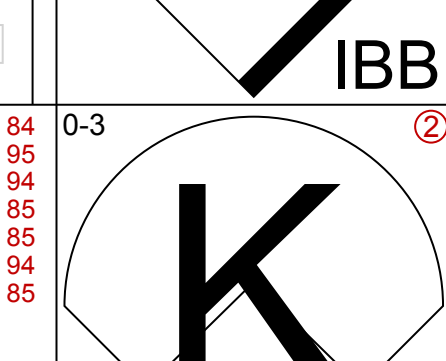
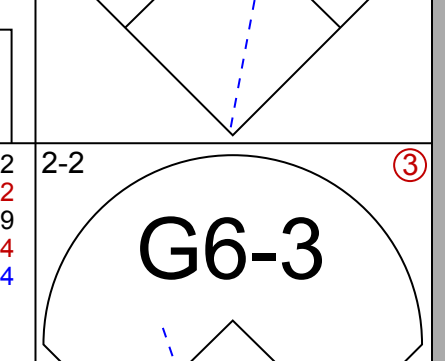


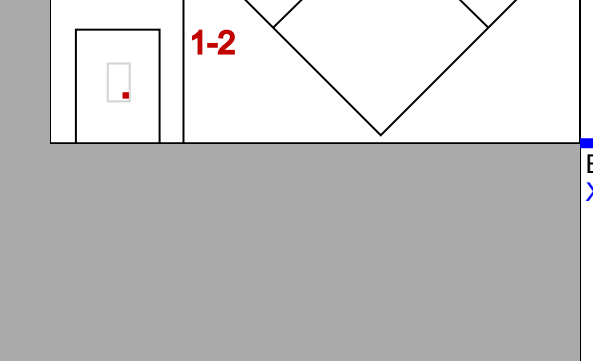
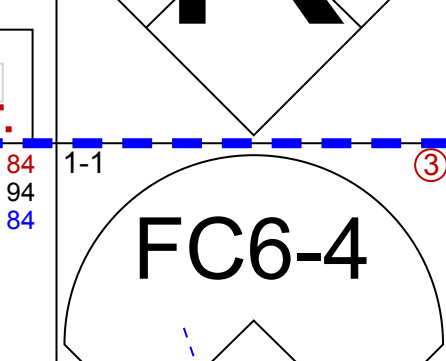

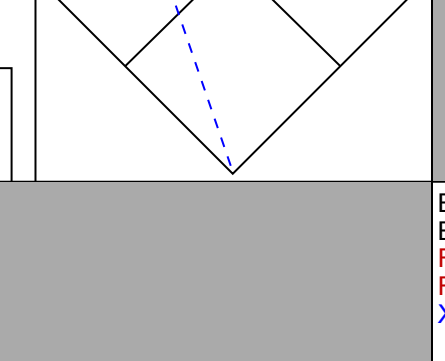

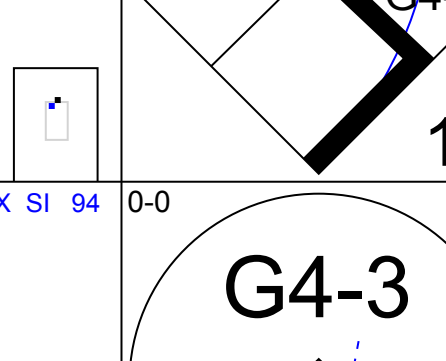

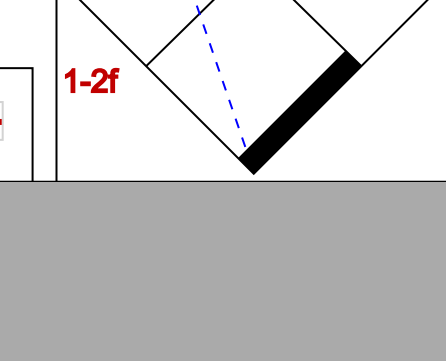
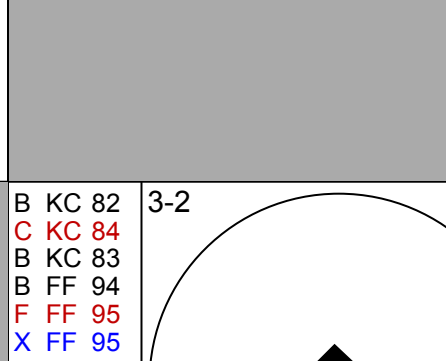

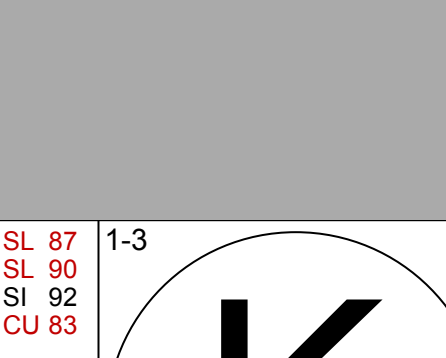
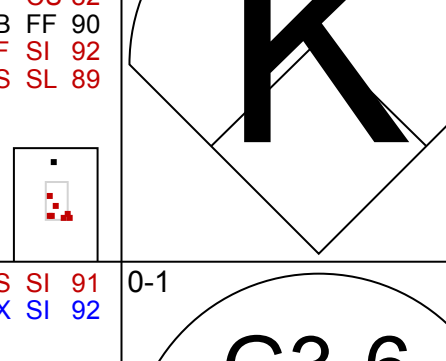


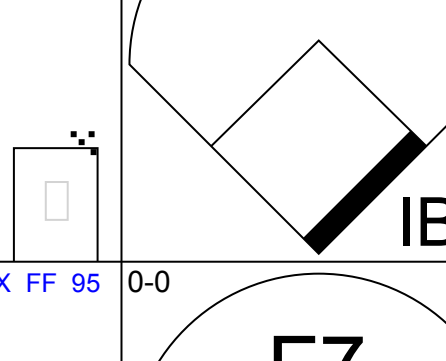


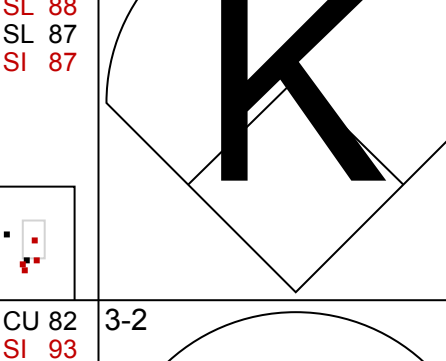



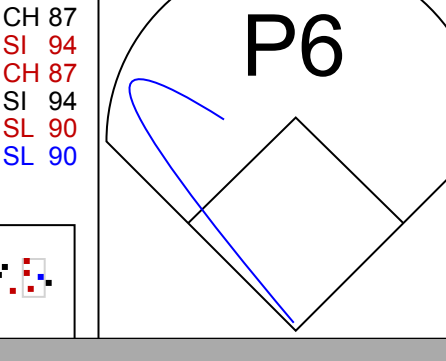
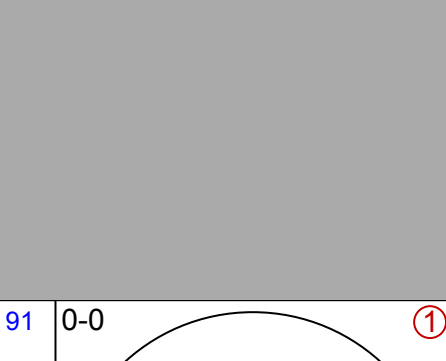
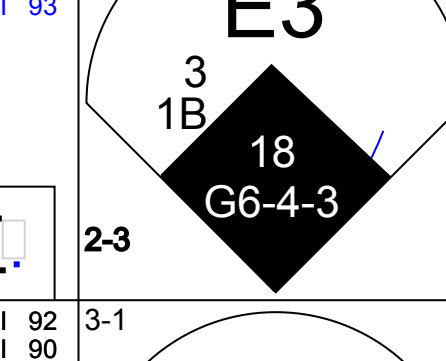

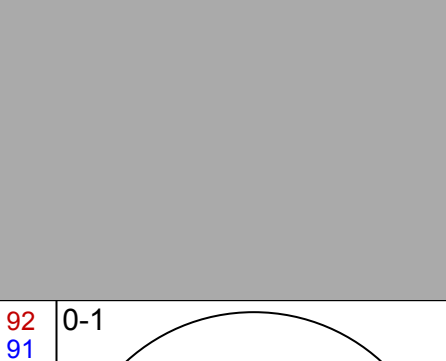


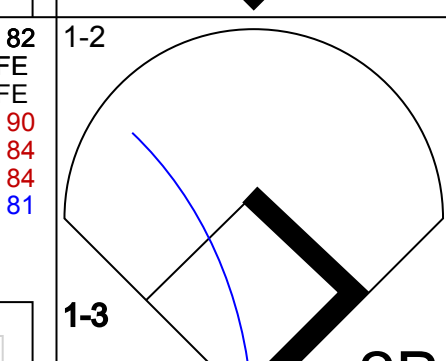
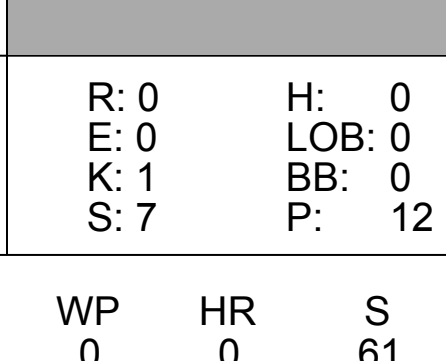
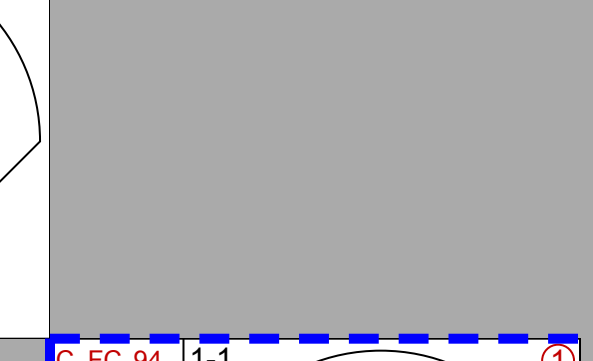
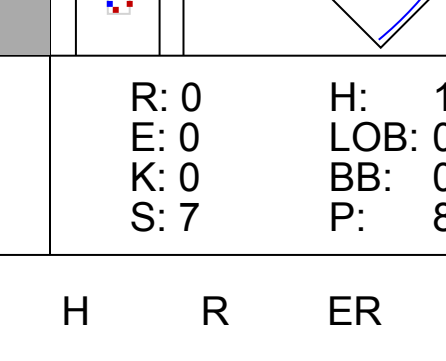
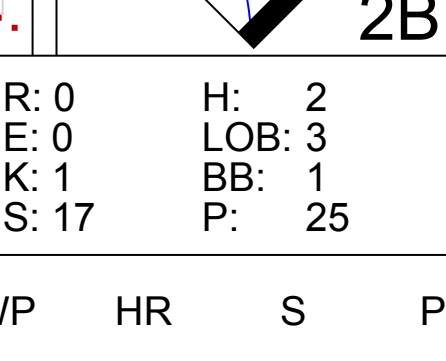

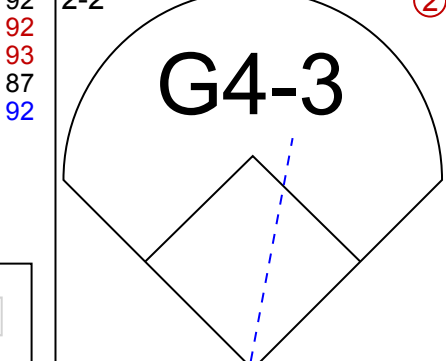

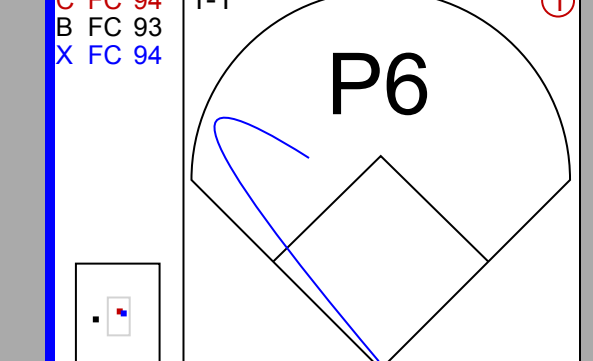


Batter	1	2	3	4	5	6	7	8	9	10	11	AB	R	H	RBI	BB	SO	LOB	TOP							
20 Rajai Davis, R OBP: 0.323, SLG: 0.459												5	1	1	1	0	2	2								
22 Jason Kipnis, L OBP: 0.325, SLG: 0.450												4	1	1	2	1	2	0								
12 Francisco Lindor, S OBP: 0.352, SLG: 0.372													5	0	1	0	0	1	1							
23 Michael Brantley, L OBP: 0.200, SLG: 0.231													5	0	1	0	0	2	1							
26 Mike Napoli, R OBP: 0.262, SLG: 0.410													5	0	0	0	0	4	1							
10 Yan Gomes, R OBP: 0.221, SLG: 0.385												4	0	0	0	0	3	0								
6 Marlon Byrd, R OBP: 0.350, SLG: 0.442													4	0	1	0	0	1	0							
4 Juan Uribe, R OBP: 0.328, SLG: 0.347												1	0	0	0	2	0	0								
11 José Ramírez, S OBP: 0.305, SLG: 0.414													1	0	0	0	0	1	0							
28 Corey Kluber, R OBP: 0.300, SLG: 0.300													2	1	1	0	0	1	2							
27 Bryan Shaw, R OBP: 0.229, SLG: 0.226													0	0	0	0	0	0	0							
34 Zach McAllister, R OBP: 0.174, SLG: 0.150													1	0	0	0	0	0	0							
53 Jeff Manship, R OBP: 0.179, SLG: 0.273													0	0	0	0	0	0	0							
37 Cody Allen, R ERA: 6.37													0	0	0	0	0	0	0							
Inning Stats	R: 0 E: 0 K: 2 S: 14	H: 1 LOB: 1 BB: 0 P: 23	R: 0 E: 0 K: 2 S: 12	H: 1 LOB: 2 BB: 1 P: 23	R: 0 E: 0 K: 1 S: 9	H: 0 LOB: 0 BB: 0 P: 13	R: 0 E: 0 K: 1 S: 8	H: 0 LOB: 0 BB: 0 P: 11	R: 3 E: 0 K: 1 S: 20	H: 3 LOB: 0 BB: 0 P: 27	R: 0 E: 0 K: 3 S: 9	H: 0 LOB: 0 BB: 0 P: 11	R: 0 E: 0 K: 1 S: 8	H: 0 LOB: 2 BB: 1 P: 15	R: 0 E: 0 K: 1 S: 7	H: 1 LOB: 1 BB: 1 P: 15	R: 0 E: 0 K: 2 S: 10	H: 0 LOB: 0 BB: 0 P: 16	R: 0 E: 0 K: 3 S: 10	H: 0 LOB: 0 BB: 0 P: 14	R: 0 E: 0 K: 1 S: 8	H: 0 LOB: 0 BB: 0 P: 11	1B: 2 2B: 3 3B: 0 HR: 1	SF: 0 SAC: 1 DP: 1 HBP: 0	WP: 0 PB: 0 SB: 0 CS: 0	PA: 41
PITCHER	IP 5.0	WLS 0	BF 21	H 5	R 3	ER 3	SO 7	BB 0	IBB 1	HBP 0	BLK 0	WP 0	HR 1	S 63	P 97	ERA 5.40	WHIP 1.000									
39 Adam Morgan, L ERA: 5.4																										
38 Andrew Bailey, R ERA: 2.05																										
59 Elvis Araujo, L ERA: 2.05																										
50 Héctor Neris, R ERA: 0.63																										
30 David Hernandez, R ERA: 3.97																										

Cleveland Indians @ Philadelphia Phillies
Citizens Bank Park, Philadelphia, PA
Fri Apr 29 2016, 7:09 PM - 10:27 PM EDT
Att: 18,677 - Cloudy - 48 F


livebaseballscores.com
AB 37
R 3
H 6
RBI 3
BB 3
SO 18
LOB 7



Batter	1	2	3	4	5	6	7	8	9	10	11	AB	R	H	RBI	BB	SO	LOB	BOTTOM							
37 Odúbel Herrera, L OBP: 0.460, SLG: 0.421												4	0	2	0	1	0	0								
13 Freddy Galvis, S OBP: 0.253, SLG: 0.376													4	0	0	0	0	2	3							
7 Maikel Franco, R OBP: 0.333, SLG: 0.488													5	0	1	0	0	1	4							
6 Ryan Howard, L OBP: 0.278, SLG: 0.443														5	2	3	1	0	1	2						
51 Carlos Ruiz, R OBP: 0.381, SLG: 0.595													3	1	1	1	1	2	1							
16 César Hernández, S OBP: 0.325, SLG: 0.347													3	1	0	0	0	1	2							
50 Hector Neris, R ERA: 0.63													0	0	0	0	0	0	0							
15 Emmanuel Burriss, S OBP: 0.174, SLG: 0.150													1	0	0	0	0	2	0							
30 David Hernandez, R ERA: 3.97													0	0	0	0	0	0	0							
3 David Lough, L OBP: 0.344, SLG: 0.357													4	0	2	1	0	0	0							
39 Adam Morgan, L ERA: 4.24													1	0	0	0	0	0	0							
18 Darin Ruf, R OBP: 0.229, SLG: 0.226													1	0	0	0	0	0	1							
38 Andrew Bailey, R ERA: 2.05													0	0	0	0	0	0	0							
59 Elvis Araujo, L ERA: 2.05													0	0	0	0	0	0	0							
4 Andrés Blanco, S OBP: 0.382, SLG: 0.500													2	0	0	0	0	0	1							
17 Peter Bourjos, R OBP: 0.179, SLG: 0.273													4	0	1	0	0	1	0							
Inning Stats	R: 0 E: 0 K: 0 S: 6	H: 0 LOB: 0 BB: 0 P: 11	R: 0 E: 0 K: 1 S: 12	H: 1 LOB: 0 BB: 0 P: 15	R: 0 E: 0 K: 0 S: 5	H: 0 LOB: 0 BB: 0 P: 7	R: 0 E: 0 K: 1 S: 7	H: 0 LOB: 0 BB: 0 P: 12	R: 3 E: 1 K: 1 S: 10	H: 3 LOB: 0 BB: 0 P: 16	R: 0 E: 0 K: 1 S: 9	H: 1 LOB: 1 BB: 0 P: 11	R: 0 E: 0 K: 2 S: 12	H: 0 LOB: 0 BB: 0 P: 18	R: 0 E: 0 K: 0 S: 7	H: 1 LOB: 0 BB: 0 P: 8	R: 0 E: 0 K: 1 S: 7	H: 1 LOB: 2 BB: 1 P: 14	R: 0 E: 0 K: 1 S: 17	H: 2 LOB: 3 BB: 1 P: 25	R: 1 E: 0 K: 0 S: 3	H: 1 LOB: 0 BB: 0 P: 6	1B: 6 2B: 3 3B: 0 HR: 1	SF: 0 SAC: 1 DP: 2 HBP: 0	WP: 0 PB: 0 SB: 0 CS: 0	PA: 41
PITCHER	IP 7.0	WLS 1.0	BF 25	H 5	R 3	ER 2	SO 6	BB 0	IBB 0	HBP 0	BLK 0	WP 0	HR 0	S 61	P 90	ERA 2.57	WHIP 0.714									
28 Corey Kluber, R ERA: 4.24																										
27 Bryan Shaw, R ERA: 9.64																										
34 Zach McAllister, R ERA: 0.93																										
53 Jeff Manship, R ERA: 6.37																										
37 Cody Allen, R ERA: 6.37																										

Cleveland Indians @ Philadelphia Phillies
Citizens Bank Park, Philadelphia, PA
Fri Apr 29 2016, 7:09 PM - 10:27 PM EDT
Att: 18,677 - Cloudy - 48 F

livebaseballscores.com
AB 37
R 4
H 10
RBI 3
BB 2
SO 8
LOB 16



Batter	1	2	3	4	5	6	7	8	9	AB	R	H	RBI	BB	SO	LOB	TOP										
22 Jason Kipnis, L (1,4) OBP: 0.319, SLG: 0.440	G4-3		SF7					K	L9	4	0	1	2	0	1	2	Cleveland Indians @ Philadelphia Phillies Citizens Bank Park, Philadelphia, PA Sat Apr 30 2016, 7:08 PM - 10:10 PM EDT Att: 23,636 - Cloudy - 58 F										
12 Francisco Lindor, S (1,6) OBP: 0.359, SLG: 0.376	G4-3		G4-3					1B		4	0	2	0	0	0	0											
23 Michael Brantley, L (1,7) OBP: 0.199, SLG: 0.116	L7							1B		4	0	0	0	0	0	3											
41 Carlos Santana, S (1,3) OBP: 0.326, SLG: 0.440		G3-1						K		3	0	0	0	1	1	0											
4 Juan Uribe, R (1,5) OBP: 0.306, SLG: 0.321		G5-3						1B		4	0	0	0	0	1	2											
30 Tyler Naquin, L (1,8) OBP: 0.396, SLG: 0.477								1B		4	1	2	0	0	1	0											
55 Roberto Pérez, R (1,2) 11 José Ramírez, S (9, PH) OBP: 0.317, SLG: 0.424										2	0	0	1	0	0	1											
8 Lonnie Chisenhall, L (1,9) OBP: 0.227, SLG: 0.364										4	2	3	0	0	0	0											
47 Trevor Bauer, R (1,1) 57 Kyle Crockett, L (5,1) 62 Joba Chamberlain, R (5,1) 6 Marlon Byrd, R (7, PH) 48 Tommy Hunter, R (7,1) 61 Dan Otero, R (8,1) 20 Rajai Davis, F (9, PH) OBP: 0.318, SLG: 0.452										1	0	0	0	0	0	1											
Inning Stats	R: 0 E: 0 K: 0 S: 6	H: 0 LOB: 0 BB: 0 P: 10	R: 0 E: 0 K: 0 S: 8	H: 1 LOB: 1 BB: 0 P: 16	R: 1 E: 0 K: 0 S: 9	H: 1 LOB: 0 BB: 0 P: 12	R: 0 E: 0 K: 1 S: 10	H: 0 LOB: 0 BB: 0 P: 17	R: 2 E: 0 K: 1 S: 19	H: 4 LOB: 2 BB: 0 P: 27	R: 0 E: 0 K: 2 S: 7	H: 0 LOB: 0 BB: 0 P: 9	R: 0 E: 0 K: 0 S: 5	H: 0 LOB: 0 BB: 0 P: 8	R: 0 E: 0 K: 1 S: 15	H: 1 LOB: 2 BB: 0 P: 23		R: 0 E: 0 K: 0 S: 11	H: 2 LOB: 2 BB: 0 P: 18	1B: 7 2B: 1 3B: 1 HR: 0	SF: 2 SAC: 1 DP: 0 HBP: 0	WP: 0 PB: 1 SB: 3 CS: 0	PA: 37				
PITCHER	IP	WLS	BF	H	R	ER	SO	BB	IBB	HBP	BLK	WP	HR	S	P	ERA	WHIP										
48 Jerad Eickhoff, R (1,1) ERA: 4.15	6.0		24	6	3	3	4	0	0	0	0	0	0	59	91	4.50	1.000										
38 Andrew Bailey, R (7,1) ERA:	1.0	W	3	0	0	0	0	0	0	0	0	0	0	5	8	0.00	0.000										
59 Elvis Araujo, L (8,1) ERA: 1.8	0.2	H	4	1	0	0	1	1	0	0	0	0	0	13	20	0.00	3.000										
60 Colton Murray, R (8,1) ERA:	0.1	H	1	0	0	0	0	0	0	0	0	0	0	2	3	0.00	0.000										
46 Jeanmar Gómez, R (9,1) ERA: 1.8	1.0	S	5	2	0	0	0	0	0	0	0	0	0	11	18	0.00	2.000										

Batter	1	2	3	4	5	6	7	8	9	AB	R	H	RBI	BB	SO	LOB	BOTTOM										
37 Odúbel Herrera, L (1,8) OBP: 0.462, SLG: 0.425	13 HR	F7						F7		4	1	2	0	0	0	2	Cleveland Indians @ Philadelphia Phillies Citizens Bank Park, Philadelphia, PA Sat Apr 30 2016, 7:08 PM - 10:10 PM EDT Att: 23,636 - Cloudy - 58 F										
13 Freddy Galvis, S (1,6) OBP: 0.294, SLG: 0.419										4	1	2	3	0	1	2											
60 Colton Murray, R (8,1)										0	0	0	0	0	0	0											
2 Tyler Goeddel, R (9,7) OBP: 0.160, SLG: 0.160	HR									0	0	0	0	0	0	0											
7 Maikel Franco, R (1,5) OBP: 0.320, SLG: 0.467	G3-1									4	0	0	0	0	0	3											
6 Ryan Howard, L (1,3) OBP: 0.265, SLG: 0.419	K									4	0	0	0	0	3	0											
29 Cameron Rupp, R (1,2) OBP: 0.273, SLG: 0.444	G4-3									4	0	0	0	0	1	0											
18 Darin Ruf, R (1,7) OBP: 0.296, SLG: 0.265										3	1	1	0	1	0	0											
46 Jeanmar Gómez, R (9,1)										0	0	0	0	0	0	0											
16 César Hernández, S (1,4) OBP: 0.325, SLG: 0.338										2	0	0	0	1	0	2											
48 Jerad Eickhoff, R (1,1) OBP: 0.300, SLG: 0.400										2	0	1	1	0	0	1											
38 Andrew Bailey, R (7,1) ERA:										0	0	0	0	0	0	0											
3 David Lough, L (7, PH) OBP: 0.364, SLG: 0.379										1	1	1	0	0	0	0											
59 Elvis Araujo, L (8,1)										0	0	0	0	0	0	0											
4 Andrés Blanco, S (8,6) OBP: 0.382, SLG: 0.500										0	0	0	0	0	0	0											
17 Peter Bourjos, R (1,9) OBP: 0.188, SLG: 0.269										1	0	0	0	1	1	1											
Inning Stats	R: 2 E: 0 K: 1 S: 11	H: 2 LOB: 0 BB: 0 P: 14	R: 1 E: 0 K: 1 S: 12	H: 2 LOB: 1 BB: 0 P: 15	R: 0 E: 0 K: 2 S: 11	H: 0 LOB: 0 BB: 0 P: 17	R: 0 E: 0 K: 0 S: 10	H: 0 LOB: 1 BB: 1 P: 20	R: 0 E: 0 K: 0 S: 13	H: 1 LOB: 2 BB: 1 P: 27	R: 0 E: 0 K: 1 S: 10	H: 0 LOB: 1 BB: 1 P: 17	R: 1 E: 0 K: 0 S: 6	H: 2 LOB: 1 BB: 0 P: 7	R: 0 E: 0 K: 1 S: 6	H: 0 LOB: 0 BB: 0 P: 9	1B: 5 2B: 1 3B: 0 HR: 1	SF: 0 SAC: 1 DP: 0 HBP: 0	WP: 1 PB: 0 SB: 0 CS: 0	PA: 33							
PITCHER	IP	WLS	BF	H	R	ER	SO	BB	IBB	HBP	BLK	WP	HR	S	P	ERA	WHIP										
47 Trevor Bauer, R (1,1) ERA: 5.28	4.0		19	5	3	3	4	2	0	0	0	0	0	49	78	6.75	1.750										
57 Kyle Crockett, L (5,1) ERA:	0.1		1	0	0	0	0	0	0	0	0	0	0	3	5	0.00	0.000										
62 Joba Chamberlain, R (5,1) ERA:	1.2		6	0	0	0	1	1	0	0	0	1	0	15	27	0.00	0.600										
48 Tommy Hunter, R (7,1) ERA: 9.0	1.0	L	5	2	1	1	0	0	0	0	0	0	0	6	7	9.00	2.000										
61 Dan Otero, R (8,1) ERA:	1.0		3	0	0	0	1	0	0	0	0	0	0	6	9	0.00	0.000										



Batter	1	2	3	4	5	6	7	8	9	AB	R	H	RBI	BB	SO	LOB	TOP					
11 José Ramírez, S OBP: 0.328, SLG: 0.410										2	0	0	0	2	0	1	Cleveland Indians @ Philadelphia Phillies Citizens Bank Park, Philadelphia, PA Sun May 01 2016, 2:41 PM - 5:20 PM EDT Att: 23,809 - Overcast - 51 F					
22 Jason Kipnis, L OBP: 0.306, SLG: 0.420										4	0	0	0	0	1	3						
12 Francisco Lindor, S OBP: 0.365, SLG: 0.376										3	0	1	0	1	1	0						
41 Carlos Santana, S OBP: 0.333, SLG: 0.474										3	1	1	1	1	0	1						
10 Yan Gomes, R OBP: 0.208, SLG: 0.362										4	0	0	0	0	0	2						
30 Tyler Naquin, L OBP: 0.347, SLG: 0.458										4	0	1	0	0	3	2						
20 Rajai Davis, R OBP: 0.319, SLG: 0.446										3	0	1	0	0	1	3						
8 Lonnie Chisenhall, L OBP: 0.200, SLG: 0.320										3	0	0	0	0	1	1						
31 Danny Salazar, R OBP: 0.339, SLG: 0.426										2	0	0	0	0	1	0						
6 Marlon Byrd, R OBP: 0.347, SLG: 0.426										1	0	0	0	0	1	1						
53 Jeff Manship, R										0	0	0	0	0	0	0						
Inning Stats	R: 0 E: 0 K: 0 S: 14	H: 1 LOB: 1 BB: 1 P: 23	R: 0 E: 0 K: 1 S: 11	H: 1 LOB: 1 BB: 0 P: 15	R: 0 E: 0 K: 1 S: 6	H: 0 LOB: 1 BB: 1 P: 14	R: 0 E: 0 K: 1 S: 7	H: 0 LOB: 2 BB: 2 P: 17	R: 0 E: 0 K: 2 S: 8	H: 0 LOB: 0 BB: 0 P: 13	R: 0 E: 0 K: 1 S: 15	H: 0 LOB: 0 BB: 0 P: 21	R: 0 E: 0 K: 1 S: 9	H: 1 LOB: 0 BB: 0 P: 12	R: 0 E: 1 K: 1 S: 12	H: 0 LOB: 1 BB: 0 P: 18	R: 1 E: 0 K: 1 S: 11	H: 1 LOB: 0 BB: 0 P: 18	1B: 3 2B: 1 3B: 0 HR: 1	SF: 0 SAC: 0 DP: 2 HBP: 0	WP: 0 PB: 0 SB: 0 CS: 1	PA: 34
PITCHER	IP	WLS	BF	H	R	ER	SO	BB	IBB	HBP	BLK	WP	HR	S	P	ERA	WHIP					
28 Vince Velasquez, R ERA: 1.44	6.0	W	22	2	0	0	6	4	0	0	0	0	0	61	103	0.00	1.000					
30 David Hernandez, R ERA: 3.39	2.0	H	7	1	0	0	2	0	0	0	0	0	0	21	30	0.00	0.500					
50 Héctor Neris, R ERA: 1.17	1.0	S	4	1	1	1	1	0	0	0	0	0	1	11	18	9.00	1.000					

Batter	1	2	3	4	5	6	7	8	9	AB	R	H	RBI	BB	SO	LOB	BOTTOM					
37 Odúbel Herrera, L OBP: 0.449, SLG: 0.410										3	0	0	0	0	0	2	Cleveland Indians @ Philadelphia Phillies Citizens Bank Park, Philadelphia, PA Sun May 01 2016, 2:41 PM - 5:20 PM EDT Att: 23,809 - Overcast - 51 F					
13 Freddy Galvis, S OBP: 0.266, SLG: 0.416										3	0	1	1	0	2	0						
7 Maikel Franco, R OBP: 0.310, SLG: 0.452										3	0	0	0	0	1	1						
30 David Hernandez, R OBP: 0.364, SLG: 0.379										0	0	0	0	0	0	0						
6 Ryan Howard, L OBP: 0.256, SLG: 0.403										3	0	0	0	0	3	0						
29 Cameron Rupp, R OBP: 0.276, SLG: 0.439										3	0	1	0	0	1	0						
18 Darin Ruf, R OBP: 0.238, SLG: 0.243										3	0	0	0	0	1	1						
50 Héctor Neris, R										0	0	0	0	0	0	0						
16 César Hernández, S OBP: 0.326, SLG: 0.329										2	0	0	0	1	0	0						
28 Vince Velasquez, R OBP: 0.200, SLG: 0.111										1	1	0	0	1	0	1						
4 Andrés Blanco, S OBP: 0.400, SLG: 0.581										1	0	1	0	0	0	0						
17 Peter Bourjos, R OBP: 0.194, SLG: 0.271										3	1	1	0	0	0	1						
Inning Stats	R: 0 E: 0 K: 2 S: 10	H: 0 LOB: 0 BB: 0 P: 15	R: 0 E: 0 K: 3 S: 9	H: 0 LOB: 0 BB: 0 P: 12	R: 2 E: 0 K: 0 S: 18	H: 2 LOB: 1 BB: 1 P: 33	R: 0 E: 0 K: 1 S: 6	H: 0 LOB: 0 BB: 0 P: 10	R: 0 E: 0 K: 0 S: 7	H: 0 LOB: 0 BB: 1 P: 11	R: 0 E: 0 K: 1 S: 9	H: 0 LOB: 0 BB: 0 P: 12	R: 0 E: 0 K: 1 S: 8	H: 1 LOB: 0 BB: 0 P: 9	R: 0 E: 0 K: 0 S: 6	H: 1 LOB: 0 BB: 0 P: 8	R: 0 E: 0 K: 1 S: 6	H: 0 LOB: 0 BB: 0 P: 8	1B: 3 2B: 0 3B: 1 HR: 0	SF: 0 SAC: 0 DP: 2 HBP: 0	WP: 0 PB: 0 SB: 0 CS: 1	PA: 27
PITCHER	IP	WLS	BF	H	R	ER	SO	BB	IBB	HBP	BLK	WP	HR	S	P	ERA	WHIP					
31 Danny Salazar, R ERA: 2.4	7.0	L	24	3	2	2	8	2	0	0	0	0	0	67	102	2.57	0.714					
53 Jeff Manship, R	1.0		3	1	0	0	0	0	0	0	0	0	0	6	8	0.00	1.000					



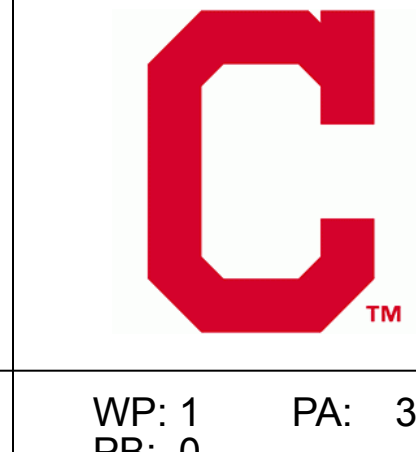
Batter	1	2	3	4	5	6	7	8	9	AB	R	H	RBI	BB	SO	LOB	TOP					
3 Ian Kinsler, R OBP: 0.357, SLG: 0.500	1-1 FC5-4 1B		0-1 L8		2-2 HR		2-1 G5-3		3-3 K	5	1	2	2	0	1	1	Detroit Tigers @ Cleveland Indians Progressive Field, Cleveland, OH Tue May 03 2016, 6:11 PM - 9:22 PM EDT Att: 11,022 - Clear - 52 F					
28 J.D. Martinez, R OBP: 0.345, SLG: 0.417	0-0 FC5-4 1B		1-3 K		0-3 K		2-3 K		1-2 1B	5	0	1	0	0	3	2						
24 Miguel Cabrera, R OBP: 0.343, SLG: 0.459	2-1 1B		1-2 L9		2-1 1B		4-2 BB		0-3 K	4	1	2	0	1	1	2						
41 Victor Martinez, S OBP: 0.402, SLG: 0.643	3-1 F9-2 3H			0-2 L4	2-2 1B			0-0 L9		4	0	1	0	0	0	3						
8 Justin Upton, R OBP: 0.271, SLG: 0.350		3-2 G6-3		1-0 1B	1-0 F7			1-1 1B		4	0	2	0	0	0	2						
9 Nick Castellanos, R OBP: 0.376, SLG: 0.596		1-1 G6-3		1-1 1B	3-2 F8			1-2 1B		4	0	2	1	0	0	0						
34 James McCann, R OBP: 0.158, SLG: 0.111		1-2 HBP		2-2 L8	2-3 K			1-3 K		3	0	0	0	0	2	3						
12 Anthony Gose, L OBP: 0.250, SLG: 0.343			2-3 K		3-1 3 HR 1B			1-2 G6-3		3	1	1	0	0	2	1						
30 Jarrod Saltalamacchia, (R,PH) OBP: 0.309, SLG: 0.623						3-2 K				3	1	0	0	0	0	2						
17 Andrew Romine, S OBP: 0.309, SLG: 0.100										0	0	0	0	0	0	0						
1 Jose Iglesias, R OBP: 0.345, SLG: 0.291				2-1 1B			2-2 G4-3		2-3 K	4	0	1	0	0	1	1						
Inning Stats	R: 0 E: 0 K: 0 S: 7	H: 2 LOB: 1 BB: 0 P: 13	R: 0 E: 0 K: 1 S: 11	H: 0 LOB: 1 BB: 0 P: 18	R: 0 E: 0 K: 1 S: 10	H: 1 LOB: 1 BB: 0 P: 14	R: 0 E: 0 K: 0 S: 11	H: 2 LOB: 1 BB: 0 P: 15	R: 2 E: 0 K: 1 S: 16	H: 4 LOB: 2 BB: 0 P: 28	R: 0 E: 0 K: 2 S: 9	H: 0 LOB: 0 BB: 0 P: 17	R: 0 E: 0 K: 1 S: 8	H: 0 LOB: 0 BB: 0 P: 14	R: 1 E: 0 K: 1 S: 18	H: 2 LOB: 2 BB: 1 P: 26	R: 0 E: 0 K: 3 S: 12	H: 1 LOB: 1 BB: 0 P: 18	1B: 11 2B: 1 3B: 0 HR: 1	SF: 0 SAC: 0 DP: 1 HBP: 1	WP: 0 PB: 0 SB: 0 CS: 0	PA: 39
PITCHER	IP WLS BF H R ER SO BB IBB HBP BLK WP HR S P ERA WHIP	IP WLS BF H R ER SO BB IBB HBP BLK WP HR S P ERA WHIP																				
43 Josh Tomlin, R ERA: 3.13	(1, 1) 6.0 W 26 9 2 2 5 0 0 1 0 0 1 64 105 3.00 1.500																					
48 Tommy Hunter, R ERA: 4.5	(7, 1) 1.0 3 0 0 0 1 0 0 0 0 0 0 8 14 0.00 0.000																					
34 Zach McAllister, R ERA: 1.8	(8, 1) 0.1 4 2 1 1 0 1 0 0 0 0 0 12 18 27.00 9.000																					
27 Bryan Shaw, R ERA: 9.0	(8, 1) 0.2 H 2 0 0 0 1 0 0 0 0 0 6 8 0.00 0.000																					
37 Cody Allen, R ERA: 6.35	(9, 1) 1.0 4 1 0 0 3 0 0 0 0 0 0 12 18 0.00 1.000																					

Batter	1	2	3	4	5	6	7	8	9	AB	R	H	RBI	BB	SO	LOB	BOTTOM					
41 Carlos Santana, S OBP: 0.340, SLG: 0.463	2-2 F7	1-2 L8			4-0 12 HR BB	4-2 22 1B BB				2	1	0	0	2	0	0	Detroit Tigers @ Cleveland Indians Progressive Field, Cleveland, OH Tue May 03 2016, 6:11 PM - 9:22 PM EDT Att: 11,022 - Clear - 52 F					
22 Jason Kipnis, L OBP: 0.324, SLG: 0.429	4-2 12 1B BB		1-1 F7		2-1 12 HR 1B	0-1 12 G4-6-3 1B				3	2	2	0	1	0	0						
12 Francisco Lindor, S OBP: 0.380, SLG: 0.436	1-0 26 2B 1B		2-2 23 1B 2B		3-1 HR	0-0 G4-6-3				4	3	3	3	0	0	3						
23 Michael Brantley, L OBP: 0.174, SLG: 0.190	2-2 L8		0-1 26 WP 1B		0-1 L9		0-0 G3-1			4	0	1	1	0	0	2						
26 Mike Napoli, R OBP: 0.273, SLG: 0.420	2-2 10 1B 2B		3-0 G1-3		4-2 10 G6-3 BB		2-3 K			3	1	1	2	1	1	1						
10 Yan Gomes, R OBP: 0.211, SLG: 0.356	1-2 1B		0-1 F8		0-0 G6-3		1-3 K			4	0	1	1	0	1	2						
6 Marlon Byrd, R ERA: 8.49	3-3 K				0-0 L7	0-0 G6-3				4	0	0	0	0	1	2						
8 Lonnie Chisenhall, L OBP: 0.200, SLG: 0.320								1-1 F9		0	0	0	0	0	0	0						
11 José Ramírez, S OBP: 0.324, SLG: 0.400		0-2 30 G4-6-3 1B		0-2 G6-3		0-0 F7		2-3 K		4	0	1	0	0	1	0						
30 Tyler Naquin, L OBP: 0.346, SLG: 0.451		1-1 G4-6-3		0-2 K		1-2 22 1B 41 BB 1B		2-2 L7		3	0	1	0	0	1	1						
20 Rajai Davis, R OBP: 0.314, SLG: 0.439										1	0	0	0	0	0	0						
Inning Stats	R: 3 E: 0 K: 1 S: 23	H: 3 LOB: 1 BB: 1 P: 38	R: 0 E: 0 K: 0 S: 9	H: 1 LOB: 0 BB: 0 P: 10	R: 1 E: 0 K: 0 S: 12	H: 2 LOB: 1 BB: 0 P: 18	R: 0 E: 0 K: 1 S: 7	H: 0 LOB: 0 BB: 0 P: 7	R: 3 E: 0 K: 0 S: 11	H: 2 LOB: 1 BB: 2 P: 24	R: 0 E: 0 K: 0 S: 9	H: 2 LOB: 2 BB: 1 P: 14	R: 0 E: 0 K: 2 S: 8	H: 0 LOB: 0 BB: 0 P: 11	R: 0 E: 0 K: 1 S: 10	H: 0 LOB: 0 BB: 0 P: 15	R: 0 E: 0 K: 1 S: 10	H: 0 LOB: 0 BB: 0 P: 15	1B: 7 2B: 2 3B: 0 HR: 1	SF: 0 SAC: 0 DP: 2 HBP: 0	WP: 1 PB: 0 SB: 0 CS: 0	PA: 36
PITCHER	IP WLS BF H R ER SO BB IBB HBP BLK WP HR S P ERA WHIP	IP WLS BF H R ER SO BB IBB HBP BLK WP HR S P ERA WHIP																				
35 Justin Verlander, R ERA: 2.16	(1, 1) 5.0 L 25 8 7 7 2 3 0 0 0 0 1 1 62 97 12.60 2.200																					
45 Buck Farmer, R ERA: 2.16	(6, 1) 2.0 8 2 0 0 2 1 0 0 0 0 0 17 25 0.00 1.500																					
65 Blaine Hardy, L ERA: 2.84	(8, 1) 1.0 3 0 0 0 1 0 0 0 0 0 0 10 15 0.00 0.000																					

AB	37
R	3
H	12
RBI	3
BB	1
SO	10
LOB	17



AB	32
R	7
H	10
RBI	7
BB	4
SO	5
LOB	11



Batter	1	2	3	4	5	6	7	8	9	AB	R	H	RBI	BB	SO	LOB	TOP					
3 Ian Kinsler, R OBP: 0.345, SLG: 0.481	G1-3	K			G6-3			K		4	0	0	0	0	2	3	Detroit Tigers @ Cleveland Indians Progressive Field, Cleveland, OH Wed May 04 2016, 6:12 PM - 8:29 PM EDT Att: 8,766 - Overcast - 54 F					
28 J.D. Martinez, R OBP: 0.333, SLG: 0.400	G5-3		F8		K			G6-3		4	0	0	0	0	1	0						
24 Miguel Cabrera, R OBP: 0.339, SLG: 0.451	1B		K			G5-3			F9	4	0	1	0	0	1	0						
41 Victor Martinez, S OBP: 0.396, SLG: 0.625	G3		F8			1B	G6-4-3		L7	4	0	1	0	0	0	1						
8 Justin Upton, R OBP: 0.270, SLG: 0.355		G4-3			2B		G6-4-3		K	4	0	1	0	0	1	1						
9 Nick Castellanos, R OBP: 0.385, SLG: 0.589		1B			1B		G6-3			3	0	2	0	0	0	0						
34 James McCann, R OBP: 0.182, SLG: 0.100		1B			1B		G6-3			2	0	0	0	1	0	2						
12 Anthony Gose, L OBP: 0.296, SLG: 0.333		BB					G6-3			2	0	0	0	1	1	1						
1 Jose Iglesias, R OBP: 0.333, SLG: 0.280	FC3-2						G6-3			3	0	0	0	0	1	3						
Inning Stats	R: 0 E: 0 K: 1 S: 14	H: 1 LOB: 1 BB: 0 P: 15	R: 0 E: 0 K: 1 S: 10	H: 1 LOB: 3 BB: 2 P: 21	R: 0 E: 0 K: 1 S: 7	H: 0 LOB: 0 BB: 0 P: 10	R: 0 E: 0 K: 1 S: 7	H: 2 LOB: 1 BB: 0 P: 10	R: 0 E: 0 K: 2 S: 8	H: 0 LOB: 0 BB: 0 P: 8	R: 0 E: 0 K: 0 S: 5	H: 1 LOB: 0 BB: 0 P: 10	R: 0 E: 0 K: 0 S: 10	H: 0 LOB: 0 BB: 0 P: 15	R: 0 E: 0 K: 1 S: 8	H: 0 LOB: 0 BB: 0 P: 11		R: 0 E: 0 K: 1 S: 8	H: 0 LOB: 0 BB: 0 P: 11	1B: 4 2B: 1 3B: 0 HR: 0	SF: 0 SAC: 0 DP: 2 HBP: 0	WP: 0 PB: 0 SB: 0 CS: 0
PITCHER 28 Corey Kluber, R ERA: 3.35	IP: 9.0 WLS: W BF: 32 H: 5 R: 0 ER: 0 SO: 7 BB: 2 IBB: 0 HBP: 0 BLK: 0 WP: 0 HR: 0 S: 77 P: 111 ERA: 0.00 WHIP: 0.778															PITCHER						

Batter	1	2	3	4	5	6	7	8	9	AB	R	H	RBI	BB	SO	LOB	BOTTOM					
41 Carlos Santana, S OBP: 0.357, SLG: 0.463	BB			BB	K			1B		2	1	1	0	2	1	0	Detroit Tigers @ Cleveland Indians Progressive Field, Cleveland, OH Wed May 04 2016, 6:12 PM - 8:29 PM EDT Att: 8,766 - Overcast - 54 F					
22 Jason Kipnis, L OBP: 0.311, SLG: 0.411	K			BB	G3			G4-6-3		4	0	0	0	0	2	3						
12 Francisco Lindor, S OBP: 0.375, SLG: 0.424	G5-4-3			HBP		G3		G5-3		3	1	0	0	0	0	1						
23 Michael Brantley, L OBP: 0.192, SLG: 0.208		G3-1		1B		P5				3	1	1	1	0	0	0						
26 Mike Napoli, R OBP: 0.275, SLG: 0.429		P4		2B		K				3	1	1	1	0	1	0						
10 Yan Gomes, R OBP: 0.215, SLG: 0.368	F8			2B				G1-3		3	0	1	1	0	0	0						
8 Lonnie Chisenhall, L OBP: 0.214, SLG: 0.321			G3		F9			1B		3	0	1	0	0	0	1						
4 Juan Uribe, R OBP: 0.308, SLG: 0.309			K		G6-3			BB		2	0	0	0	1	1	1						
30 Tyler Naquin, L OBP: 0.327, SLG: 0.426			K					G4-3		3	0	0	0	0	2	2						
Inning Stats	R: 0 E: 0 K: 1 S: 5	H: 0 LOB: 0 BB: 1 P: 10	R: 0 E: 0 K: 0 S: 6	H: 0 LOB: 0 BB: 0 P: 11	R: 0 E: 0 K: 2 S: 9	H: 0 LOB: 0 BB: 0 P: 16	R: 4 E: 0 K: 1 S: 16	H: 3 LOB: 1 BB: 1 P: 26	R: 0 E: 0 K: 2 S: 9	H: 0 LOB: 0 BB: 0 P: 11	R: 0 E: 0 K: 1 S: 10	H: 0 LOB: 0 BB: 0 P: 13	R: 0 E: 0 K: 0 S: 8	H: 1 LOB: 1 BB: 1 P: 16	R: 0 E: 0 K: 0 S: 6	H: 1 LOB: 0 BB: 0 P: 12		R: 0 E: 0 K: 0 S: 6	H: 1 LOB: 0 BB: 0 P: 12	1B: 3 2B: 2 3B: 0 HR: 0	SF: 0 SAC: 0 DP: 3 HBP: 1	WP: 1 PB: 0 SB: 0 CS: 0
PITCHER 19 Anibal Sanchez, R ERA: 5.87 56 Kyle Ryan, L ERA: 1.99	IP: 7.0 WLS: L BF: 27 H: 4 R: 4 ER: 0 SO: 7 BB: 3 IBB: 0 HBP: 1 BLK: 0 WP: 1 HR: 0 S: 63 P: 103 ERA: 5.14 WHIP: 1.000															PITCHER						

Batter	1	2	3	4	5	6	7	8	9	AB	R	H	RBI	BB	SO	LOB	TOP										
3 Ian Kinsler, R OBP: 0.333, SLG: 0.464	G4-3		G5-3		L8			L4		4	0	0	0	0	0	0	Detroit Tigers @ Cleveland Indians Progressive Field, Cleveland, OH Thu May 05 2016, 6:10 PM - 9:04 PM EDT Att: 10,350 - Partly Cloudy - 54 F										
28 J.D. Martinez, R OBP: 0.322, SLG: 0.385	E5		G6-3		G6-3			G6-3		4	0	0	0	0	0												
24 Miguel Cabrera, R OBP: 0.345, SLG: 0.442					G6-3			F9		2	1	0	0	2	0												
41 Victor Martinez, S OBP: 0.390, SLG: 0.609	L8				G3			G1-3		4	0	1	0	0	2												
8 Justin Upton, R OBP: 0.270, SLG: 0.360	L9				FC6-4			K		4	1	1	0	0	1	4											
9 Nick Castellanos, R OBP: 0.390, SLG: 0.628	F9				HR			2B		4	2	2	3	0	0	1											
39 Jarrod Saltalamacchia, R OBP: 0.359, SLG: 0.690	K				K			1B		4	0	1	1	0	2	0											
14 Mike Aviles, R OBP: 0.231, SLG: 0.167	K				G4-3			K		4	0	0	0	0	3	1											
17 Andrew Romine, S OBP: 0.250, SLG: 0.077					G5-3			K2-3		3	0	0	0	0	2	0											
Inning Stats	R: 0 H: 0 K: 0 S: 6	H: 0 LOB: 2 BB: 1 P: 16	R: 0 H: 0 K: 2 S: 9	H: 0 LOB: 0 BB: 0 P: 12	R: 0 H: 0 K: 0 S: 7	H: 1 LOB: 0 BB: 0 P: 9	R: 3 H: 2 K: 1 S: 19	H: 2 LOB: 0 BB: 1 P: 33	R: 0 H: 0 K: 1 S: 14	H: 1 LOB: 1 BB: 0 P: 23	R: 0 H: 0 K: 2 S: 8	H: 0 LOB: 0 BB: 0 P: 11	R: 0 H: 0 K: 0 S: 7	H: 0 LOB: 0 BB: 0 P: 10	R: 1 H: 2 K: 2 S: 14	H: 2 LOB: 1 BB: 0 P: 19	1B: 2 2B: 2 3B: 0 HR: 1	SF: 0 SAC: 0 DP: 0 HBP: 0	WP: 0 PB: 0 SB: 0 CS: 0	PA: 35							
PITCHER	IP	WLS	BF	H	R	ER	SO	BB	IBB	HBP	BLK	WP	HR	S	P	ERA	WHIP										
47 Trevor Bauer, R ERA: 5.14	5.2	W	23	3	3	3	4	2	0	0	0	0	1	63	106	4.76	0.882										
53 Jeff Manship, R ERA: 1.64	0.1	H	1	0	0	0	0	0	0	0	0	0	0	2	3	0.00	0.000										
34 Zach McAllister, R ERA: 8.19	1.0	H	3	0	0	0	2	0	0	0	0	0	0	8	11	0.00	0.000										
27 Bryan Shaw, R ERA: 8.19	1.0	H	3	0	0	0	0	0	0	0	0	0	0	7	10	0.00	0.000										
62 Joba Chamberlain, R ERA: 1.13	1.0		5	2	1	1	2	0	0	0	0	0	0	14	19	9.00	2.000										

Batter	1	2	3	4	5	6	7	8	9	AB	R	H	RBI	BB	SO	LOB	BOTTOM										
20 Rajai Davis, R OBP: 0.320, SLG: 0.429	K	P4				K		2B		4	1	1	2	1	2	1	Detroit Tigers @ Cleveland Indians Progressive Field, Cleveland, OH Thu May 05 2016, 6:10 PM - 9:04 PM EDT Att: 10,350 - Partly Cloudy - 54 F										
22 Jason Kipnis, L OBP: 0.315, SLG: 0.410	1B	K			F9			FC4		5	2	2	0	0	1	3											
12 Francisco Lindor, S OBP: 0.367, SLG: 0.412	1B	G4-3			K			F4		5	1	1	0	0	1	5											
23 Michael Brantley, L OBP: 0.290, SLG: 0.345	1B				K			F8		5	1	4	3	0	0	0											
26 Mike Napoli, R OBP: 0.281, SLG: 0.461	HR	G6-4-3			1B			G1-3		5	1	2	3	0	0	3											
41 Carlos Santana, S OBP: 0.353, SLG: 0.465	2B	L4			K			P5		4	0	1	0	0	1	2											
4 Juan Uribe, R OBP: 0.333, SLG: 0.328					F9			1B		3	0	2	0	1	0	2											
11 José Ramírez, S OBP: 0.324, SLG: 0.400					1B			1B		0	1	0	0	0	0	0											
8 Lonnie Chisenhall, L OBP: 0.250, SLG: 0.344	K				G3-6			1B		4	1	2	0	0	1	3											
3B Chris Gimenez, R OBP: 0.500, SLG: 1.333	K				HR			L9		3	1	1	1	1	1	3											
Inning Stats	R: 4 H: 5 K: 3 S: 20	H: 5 LOB: 2 BB: 1 P: 34	R: 0 H: 0 K: 1 S: 7	H: 0 LOB: 0 BB: 0 P: 9	R: 0 H: 1 K: 0 S: 7	H: 1 LOB: 0 BB: 0 P: 11	R: 1 H: 2 K: 0 S: 12	H: 2 LOB: 1 BB: 1 P: 17	R: 0 H: 2 K: 2 S: 11	H: 2 LOB: 2 BB: 0 P: 21	R: 0 H: 2 K: 1 S: 10	H: 2 LOB: 0 BB: 0 P: 15	R: 0 H: 0 K: 0 S: 7	H: 0 LOB: 0 BB: 0 P: 14	R: 4 H: 4 K: 0 S: 17	H: 4 LOB: 2 BB: 1 P: 25	1B: 12 2B: 2 3B: 0 HR: 2	SF: 0 SAC: 0 DP: 2 HBP: 0	WP: 0 PB: 0 SB: 0 CS: 0	PA: 41							
PITCHER	IP	WLS	BF	H	R	ER	SO	BB	IBB	HBP	BLK	WP	HR	S	P	ERA	WHIP										
32 Michael Fulmer, R ERA: 6.3	5.0	L	25	10	5	5	6	2	0	0	0	0	0	17	29	9.00	2.400										
54 Drew VerHagen, R ERA: 6.23	2.0		8	2	0	0	1	0	0	0	0	0	0	7	12	∞	∞										
30 Alex Wilson, R ERA: 2.25	0.0		4	3	4	2	0	1	0	0	0	0	0	10	13	0.00	1.000										
65 Blaine Hardy, L ERA: 2.45	1.0		4	1	0	0	0	0	0	0	0	0	0	10	13	0.00	1.000										

AB 33
R 4
H 5
RBI 4
BB 2
SO 8
LOB 8



AB 38
R 9
H 16
RBI 9
BB 3
SO 7
LOB 22



Batter	1	2	3	4	5	6	7	8	9	AB	R	H	RBI	BB	SO	LOB	TOP					
2 Alcides Escobar, R OBP: 0.289, SLG: 0.313	F9		FC6-4		G5-3		G4-6-3			4	0	0	0	0	0	3						
6 Lorenzo Cain, R OBP: 0.314, SLG: 0.321	1B				F8			K		4	1	2	0	0	1	0						
35 Eric Hosmer, L OBP: 0.385, SLG: 0.540	G6-3				HR		F8		BB	3	1	1	2	1	0	0						
25 Kendrys Morales, S (1, 10) OBP: 0.248, SLG: 0.330	G6-3		L7		L7		G4-3		K	4	0	0	0	0	1	1						
4 Alex Gordon, L OBP: 0.333, SLG: 0.310	L7				13 2B		K		F8	4	1	1	0	0	1	0						
13 Salvador Perez, R OBP: 0.287, SLG: 0.455	G5-3				2B		24 2B		K	4	1	2	1	0	1	0						
19 Cheslor Cuthbert, R OBP: 0.250, SLG: 0.250			G5-3		K		24 2B		L6	4	0	1	0	0	1	1						
24 Christian Colón, R OBP: 0.303, SLG: 0.323			K		F8		1 1B			3	0	1	1	0	1	1						
1 Jarrod Dyson, L OBP: 0.298, SLG: 0.288					2 1B		FC6-2			3	0	1	0	0	0	2						
Inning Stats	R: 0 E: 0 K: 0 S: 4	H: 1 LOB: 0 BB: 0 P: 8	R: 0 E: 0 K: 0 S: 6	H: 0 LOB: 0 BB: 0 P: 9	R: 0 E: 0 K: 1 S: 9	H: 1 LOB: 1 BB: 0 P: 14	R: 3 E: 0 K: 1 S: 16	H: 4 LOB: 3 BB: 0 P: 26	R: 0 E: 0 K: 0 S: 7	H: 0 LOB: 0 BB: 0 P: 10	R: 0 E: 0 K: 1 S: 7	H: 0 LOB: 0 BB: 0 P: 9	R: 1 E: 0 K: 0 S: 11	H: 3 LOB: 1 BB: 0 P: 16	R: 0 E: 0 K: 2 S: 10	H: 0 LOB: 1 BB: 1 P: 16	R: 0 E: 0 K: 1 S: 7	H: 0 LOB: 0 BB: 0 P: 9	1B: 4 2B: 5 3B: 0 HR: 1	SF: 0 SAC: 0 DP: 2 HBP: 0	WP: 0 PB: 0 SB: 0 CS: 1	PA: 34
PITCHER	IP	WLS	BF	H	R	ER	SO	BB	IBB	HBP	BLK	WP	HR	S	P	ERA	WHIP					
43 Josh Tomlin, R ERA: 3.72	6.0	W	24	7	4	4	3	0	0	0	0	0	1	53	81	6.00	1.167					
34 Zach McAllister, R ERA: 1.59	0.1	H	3	2	0	0	0	0	0	0	0	0	0	5	8	0.00	6.000					
27 Bryan Shaw, R ERA: 7.11	1.2	S	4	0	0	0	2	1	0	0	0	0	0	12	19	0.00	0.600					
37 Cody Allen, R ERA: 5.84	1.0	S	3	0	0	0	1	0	0	0	0	0	0	7	9	0.00	0.000					

Kansas City Royals @ Cleveland Indians
Progressive Field, Cleveland, OH
Sun May 08 2016, 1:11 PM - 4:08 PM EDT
Att: 14,463 - Sunny - 57 F

AB 33
R 4
H 9
RBI 4
BB 1
SO 6
LOB 8



Batter	1	2	3	4	5	6	7	8	9	AB	R	H	RBI	BB	SO	LOB	BOTTOM					
41 Carlos Santana, S (1, 10) OBP: 0.336, SLG: 0.449	HR		E6		G5-3			G6-3		4	1	1	1	1	0	2						
22 Jason Kipnis, L OBP: 0.295, SLG: 0.396	K		K		G4-3		K			4	0	0	0	0	3	4						
12 Francisco Lindor, S OBP: 0.389, SLG: 0.426	K						G6-3			3	1	1	0	1	1	0						
23 Michael Brantley, L OBP: 0.308, SLG: 0.514	G4-3		L8		10 1B		K			4	1	1	1	0	1	2						
26 Mike Napoli, R OBP: 0.296, SLG: 0.475	F9		HR		10 1B		G6-3			3	1	1	1	1	0	0						
10 Yan Gomes, R OBP: 0.211, SLG: 0.329	BB				FC4-6		F8			3	1	0	0	1	0	2						
8 Lonnie Chisenhall, L OBP: 0.293, SLG: 0.333	P4		G5-3		6 1B		K			4	0	2	1	0	1	1						
6 Marlon Byrd, R OBP: 0.319, SLG: 0.406	G5-3				4 1B		K			3	0	2	1	0	0	1						
20 Rajai Davis, R OBP: 0.236, SLG: 0.392					4 1B		FC6-2			1	0	0	0	0	1	0						
4 Juan Uribe, R OBP: 0.329, SLG: 0.323			K		G5-3		FC6-2			4	0	0	0	0	1	4						
11 José Ramírez, S OBP: 0.347, SLG: 0.437					G5-3		G5-3			0	0	0	0	0	0	0						
Inning Stats	R: 1 E: 0 K: 2 S: 15	H: 1 LOB: 0 BB: 0 P: 18	R: 0 E: 0 K: 0 S: 12	H: 0 LOB: 1 BB: 1 P: 19	R: 0 E: 1 K: 2 S: 15	H: 0 LOB: 2 BB: 1 P: 26	R: 1 E: 0 K: 0 S: 13	H: 3 LOB: 3 BB: 1 P: 25	R: 3 E: 0 K: 0 S: 19	H: 4 LOB: 2 BB: 1 P: 29	R: 0 E: 0 K: 2 S: 9	H: 0 LOB: 0 BB: 0 P: 11	R: 0 E: 0 K: 1 S: 7	H: 0 LOB: 0 BB: 0 P: 10	R: 0 E: 0 K: 1 S: 8	H: 0 LOB: 0 BB: 0 P: 13	1B: 5 2B: 1 3B: 0 HR: 2	SF: 0 SAC: 0 DP: 0 HBP: 0	WP: 0 PB: 0 SB: 1 CS: 0	PA: 37		
PITCHER	IP	WLS	BF	H	R	ER	SO	BB	IBB	HBP	BLK	WP	HR	S	P	ERA	WHIP					
36 Edinson Volquez, R ERA: 3.89	4.1	L	25	7	5	5	4	4	0	0	0	0	2	65	105	10.38	2.538					
41 Danny Duffy, L ERA: 3.39	1.2		6	1	0	0	2	0	0	0	0	0	0	18	23	0.00	0.600					
44 Luke Hochevar, R ERA: 4.38	1.0		3	0	0	0	1	0	0	0	0	0	0	7	10	0.00	0.000					
48 Joaquin Soria, R ERA: 4.11	1.0		3	0	0	0	1	0	0	0	0	0	0	8	13	0.00	0.000					

Kansas City Royals @ Cleveland Indians
Progressive Field, Cleveland, OH
Sun May 08 2016, 1:11 PM - 4:08 PM EDT
Att: 14,463 - Sunny - 57 F

AB 33
R 5
H 8
RBI 5
BB 4
SO 8
LOB 16




Batter	1	2	3	4	5	6	7	8	9	AB	R	H	RBI	BB	SO	LOB	TOP										
41 Carlos Santana, S OBP: 0.333, SLG: 0.441										4	0	1	0	0	1	2	<p>Cleveland Indians @ Houston Astros Minute Maid Park, Houston, TX Mon May 09 2016, 7:11 PM - 9:59 PM CDT Att: 20,222 - Roof Closed - 73 F</p>										
22 Jason Kipnis, L OBP: 0.307, SLG: 0.386										3	0	0	1	1	1												
12 Francisco Lindor, S OBP: 0.376, SLG: 0.411										4	0	0	0	0	1												
23 Michael Brantley, L OBP: 0.279, SLG: 0.282										4	0	0	0	0	1												
26 Mike Napoli, R OBP: 0.295, SLG: 0.461										3	0	0	0	1	3	1											
11 José Ramírez, S OBP: 0.346, SLG: 0.446										3	0	1	0	0	0	1											
10 Yan Gomes, R OBP: 0.204, SLG: 0.318										3	0	0	0	0	1	2											
8 Lonnie Chisenhall, L OBP: 0.273, SLG: 0.310										3	0	0	0	0	0	0											
20 Rajai Davis, R OBP: 0.299, SLG: 0.402										3	1	1	0	0	0	1											
Inning Stats	R: 0 H: 0 E: 0 K: 1 S: 8	H: 0 LOB: 0 BB: 0 P: 12	R: 0 H: 1 E: 0 K: 1 S: 9	LOB: 1 BB: 0 P: 16	R: 0 H: 1 E: 0 K: 0 S: 6	LOB: 0 BB: 0 P: 11	R: 0 H: 0 E: 0 K: 1 S: 9	H: 0 LOB: 0 BB: 0 P: 18	R: 0 H: 0 E: 0 K: 1 S: 9	H: 0 LOB: 0 BB: 0 P: 10	R: 1 H: 1 E: 0 K: 0 S: 11	H: 1 LOB: 1 BB: 0 P: 17	R: 0 H: 0 E: 0 K: 0 S: 10	H: 0 LOB: 1 BB: 1 P: 18	R: 0 H: 0 E: 1 K: 1 S: 7	H: 0 LOB: 1 BB: 0 P: 7		R: 0 H: 0 E: 0 K: 2 S: 7	H: 0 LOB: 0 BB: 0 P: 10	1B: 1 2B: 2 HR: 0	SF: 0 SAC: 0 HBP: 0	WP: 0 PB: 0 SB: 0 CS: 1	PA: 33				
PITCHER	IP	WLS	BF	H	R	ER	SO	BB	IBB	HBP	BLK	WP	HR	S	P	ERA	WHIP										
54 Mike Fiers, R ERA: 4.65	7.0	W	25	3	1	1	4	2	0	0	0	0	0	62	102	1.29	0.714										
53 Ken Giles, R ERA: 8.53	1.0		4	0	0	0	1	0	0	0	0	0	0	7	7	0.00	0.000										
46 Scott Feldman, R ERA: 3.51	1.0		3	0	0	0	2	0	0	0	0	0	0	7	10	0.00	0.000										

Batter	1	2	3	4	5	6	7	8	9	AB	R	H	RBI	BB	SO	LOB	BOTTOM										
27 Jose Altuve, R OBP: 0.408, SLG: 0.654										4	1	1	3	0	1	1	<p>Cleveland Indians @ Houston Astros Minute Maid Park, Houston, TX Mon May 09 2016, 7:11 PM - 9:59 PM CDT Att: 20,222 - Roof Closed - 73 F</p>										
4 George Springer, R OBP: 0.302, SLG: 0.449										2	1	0	0	2	1	1											
1 Carlos Correa, R OBP: 0.394, SLG: 0.474										4	1	1	0	0	1	1											
28 Colby Rasmus, L OBP: 0.349, SLG: 0.481										4	0	1	2	0	1	0											
9 Marwin Gonzalez, S OBP: 0.300, SLG: 0.397										3	0	0	1	1	0	1											
20 Preston Tucker, L OBP: 0.236, SLG: 0.420										4	1	1	0	0	1	2											
30 Carlos Gómez, R OBP: 0.255, SLG: 0.290										3	0	1	1	1	1	1											
18 Luis Valbuena, L OBP: 0.301, SLG: 0.309										4	2	2	0	0	1	3											
15 Jason Castro, L OBP: 0.333, SLG: 0.364										3	1	1	0	1	2	1											
Inning Stats	R: 0 H: 0 E: 0 K: 3 S: 10	H: 0 LOB: 0 BB: 0 P: 12	R: 0 H: 0 E: 0 K: 0 S: 6	H: 0 LOB: 1 BB: 1 P: 13	R: 5 H: 5 E: 0 K: 1 S: 18	H: 5 LOB: 2 BB: 2 P: 33	R: 0 H: 0 E: 0 K: 1 S: 8	H: 0 LOB: 1 BB: 1 P: 15	R: 0 H: 0 E: 0 K: 2 S: 7	H: 0 LOB: 0 BB: 0 P: 13	R: 1 H: 1 E: 1 K: 1 S: 14	H: 1 LOB: 1 BB: 1 P: 25	R: 0 H: 0 E: 0 K: 0 S: 8	H: 0 LOB: 0 BB: 0 P: 10	R: 1 H: 2 E: 0 K: 1 S: 14	H: 2 LOB: 1 BB: 0 P: 20		1B: 4 2B: 4 HR: 0	SF: 1 SAC: 0 HBP: 0	WP: 0 PB: 0 SB: 1 CS: 0	PA: 37						
PITCHER	IP	WLS	BF	H	R	ER	SO	BB	IBB	HBP	BLK	WP	HR	S	P	ERA	WHIP										
28 Corey Kluber, R ERA: 4.14	2.2	L	16	5	5	5	3	3	0	0	0	0	0	31	54	16.88	3.000										
57 Kyle Crockett, L ERA:	0.2		2	0	0	0	2	0	0	0	0	0	0	6	8	0.00	0.000										
53 Jeff Manship, R ERA: 3.0	1.2		6	0	0	0	2	1	0	0	0	0	0	12	24	0.00	0.600										
62 Joba Chamberlain, R ERA: 0.87	1.0		5	1	1	0	1	1	0	0	0	0	0	14	25	0.00	2.000										
48 Tommy Hunter, R ERA: 2.7	1.0		3	0	0	0	0	0	0	0	0	0	0	8	10	0.00	0.000										
61 Dan Otero, R ERA: 1.74	1.0		5	2	1	1	1	0	0	0	0	0	0	14	20	9.00	2.000										

AB	30
R	1
H	3
RBI	1
BB	2
SO	7
LOB	10

AB	31
R	7
H	8
RBI	7
BB	5
SO	9
LOB	11



Batter	1	2	3	4	5	6	7	8	9	10	11	12	13	14	15	16	AB	R	H	RBI	BB	SO	LOB	TOP				
20 Rajai Davis, R OBP: 0.285, SLG: 0.355	G4-3		G4-3		G5-3			G6-3		K		P6			K		7	0	0	0	0	2	3					
22 Jason Kipnis, L OBP: 0.133, SLG: 0.424								F9							G6-3		7	0	5	1	0	0	2					
12 Francisco Lindor, S OBP: 0.393, SLG: 0.362	G6-3		G4-3					F7		G3		G4-3			K		7	0	0	0	0	1	6					
26 Mike Napoli, R OBP: 0.306, SLG: 0.504								G5-4-3									7	2	3	1	0	2	2					
41 Carlos Santana, S OBP: 0.336, SLG: 0.441								G3		P5		P5					6	0	2	1	1	1	1					
6 Marion Byrd, R OBP: 0.304, SLG: 0.380								G5-3		G6-3		K			P3		7	0	1	0	0	1	5					
10 Yan Gomes, R OBP: 0.190, SLG: 0.295								G6-3		G5-3		F9					7	0	0	0	0	3	4					
8 Lonnie Chisenhall, L OBP: 0.296, SLG: 0.333								G4-3							G5-3		6	1	2	0	0	1	0					
4 Juan Uribe, R OBP: 0.013, SLG: 0.306								G6-3									3	0	1	0	0	0	1					
11 José Ramírez, S OBP: 0.345, SLG: 0.430								G3-1							F9		3	0	0	0	0	0	1					
Inning Stats	R: 0 E: 0 K: 3 S: 7	H: 1 LOB: 0 BB: 0 P: 12	R: 0 E: 0 K: 3 S: 12	H: 1 LOB: 1 BB: 0 P: 19	R: 1 E: 1 K: 0 S: 12	H: 2 LOB: 1 BB: 0 P: 18	R: 0 E: 0 K: 0 S: 6	H: 1 LOB: 0 BB: 0 P: 8	R: 0 E: 0 K: 0 S: 4	H: 0 LOB: 0 BB: 0 P: 6	R: 0 E: 0 K: 0 S: 9	H: 1 LOB: 1 BB: 0 P: 15	R: 0 E: 0 K: 1 S: 12	H: 2 LOB: 2 BB: 0 P: 18	R: 0 E: 0 K: 1 S: 10	H: 1 LOB: 1 BB: 0 P: 15	R: 0 E: 0 K: 2 S: 9	H: 0 LOB: 0 BB: 0 P: 9	R: 0 E: 0 K: 1 S: 12	H: 0 LOB: 0 BB: 0 P: 16	R: 0 E: 0 K: 2 S: 9	H: 1 LOB: 1 BB: 0 P: 11	1B: 11 2B: 1 3B: 1 HR: 1	SF: 0 SAC: 0 DP: 2 HBP: 0	WP: 0 PB: 0 CS: 0	PA: 61		
PITCHER	IP: 7.0 WLS: 25 BF: 6 H: 4 R: 1 ER: 2 SO: 3 BB: 0 IBB: 0 HBP: 0 BLK: 0 WP: 0 HR: 1 S: 58 P: 89 ERA: 2.57 WHIP: 0.857	IP: 1.1 WLS: 5 BF: 3 H: 0 R: 0 ER: 0 SO: 0 BB: 0 IBB: 0 HBP: 0 BLK: 0 WP: 0 HR: 0 S: 13 P: 20 ERA: 0.00 WHIP: 0.750	IP: 0.2 WLS: 3 BF: 0 H: 0 R: 0 ER: 0 SO: 0 BB: 0 IBB: 0 HBP: 0 BLK: 0 WP: 0 HR: 0 S: 8 P: 13 ERA: 0.00 WHIP: 1.500	IP: 3.0 WLS: 10 BF: 1 H: 0 R: 0 ER: 0 SO: 5 BB: 0 IBB: 0 HBP: 0 BLK: 0 WP: 0 HR: 0 S: 28 P: 36 ERA: 0.00 WHIP: 0.333	PITCHER	IP: 1.1 WLS: 5 BF: 3 H: 0 R: 0 ER: 0 SO: 0 BB: 0 IBB: 0 HBP: 0 BLK: 0 WP: 0 HR: 0 S: 13 P: 20 ERA: 0.00 WHIP: 0.750	IP: 0.2 WLS: 3 BF: 0 H: 0 R: 0 ER: 0 SO: 0 BB: 0 IBB: 0 HBP: 0 BLK: 0 WP: 0 HR: 0 S: 8 P: 13 ERA: 0.00 WHIP: 1.500	IP: 3.0 WLS: 10 BF: 1 H: 0 R: 0 ER: 0 SO: 5 BB: 0 IBB: 0 HBP: 0 BLK: 0 WP: 0 HR: 0 S: 28 P: 36 ERA: 0.00 WHIP: 0.333																				
27 Jose Altuve, R OBP: 0.409, SLG: 0.635								G1-3									6	1	2	0	2	0	1					
4 George Springer, R OBP: 0.356, SLG: 0.459										L4					F9		4	1	1	1	4	1	0					
1 Carlos Correa, R OBP: 0.383, SLG: 0.449								G5-3									7	1	2	1	1	0	5					
28 Colby Rasmus, L OBP: 0.340, SLG: 0.448															G6-3		6	0	0	0	2	2	4					
9 Marwin Gonzalez, S OBP: 0.307, SLG: 0.444															G6-3		7	1	2	2	0	3	6					
18 Luis Valbuena, L OBP: 0.311, SLG: 0.315																	5	1	1	0	2	2	4					
30 Carlos Gómez, R OBP: 0.252, SLG: 0.278																	5	0	1	0	1	4	3					
12 Max Stassi, R OBP: 0.201, SLG: 0.455																	4	0	0	0	0	2	4					
13 Tyler White, R OBP: 0.201, SLG: 0.455																	1	0	0	0	0	0	0					
23 Erik Kratz, R OBP: 0.077, SLG: 0.040																	2	0	0	0	0	2	2					
6 Jake Marisnick, R OBP: 0.105, SLG: 0.056																	2	0	0	0	0	2	1					
20 Preston Tucker, L OBP: 0.235, SLG: 0.390																	5	0	1	1	0	0	0					
Inning Stats	R: 0 E: 0 K: 3 S: 16	H: 1 LOB: 3 BB: 2 P: 32	R: 0 E: 0 K: 2 S: 9	H: 1 LOB: 3 BB: 2 P: 22	R: 0 E: 0 K: 2 S: 10	H: 1 LOB: 1 BB: 1 P: 18	R: 0 E: 0 K: 1 S: 10	H: 1 LOB: 0 BB: 0 P: 15	R: 0 E: 0 K: 0 S: 5	H: 0 LOB: 0 BB: 0 P: 10	R: 0 E: 0 K: 2 S: 10	H: 0 LOB: 0 BB: 0 P: 15	R: 0 E: 0 K: 1 S: 10	H: 0 LOB: 2 BB: 0 P: 20	R: 0 E: 0 K: 1 S: 10	H: 0 LOB: 2 BB: 0 P: 20	R: 0 E: 0 K: 0 S: 7	H: 0 LOB: 0 BB: 0 P: 10	R: 0 E: 0 K: 2 S: 9	H: 0 LOB: 0 BB: 0 P: 13	R: 0 E: 0 K: 1 S: 8	H: 0 LOB: 0 BB: 0 P: 10	R: 2 E: 0 K: 0 S: 3	H: 2 LOB: 0 BB: 0 P: 3	1B: 6 2B: 2 3B: 0 HR: 2	SF: 0 SAC: 2 DP: 0 HBP: 0	WP: 0 PB: 0 CS: 1	PA: 68
PITCHER	IP: 5.0 WLS: 25 BF: 4 H: 1 R: 1 ER: 1 SO: 10 BB: 5 IBB: 1 HBP: 0 BLK: 0 WP: 0 HR: 1 S: 54 P: 106 ERA: 1.80 WHIP: 1.800	IP: 0.2 WLS: 5 BF: 2 H: 0 R: 0 ER: 0 SO: 0 BB: 0 IBB: 0 HBP: 0 BLK: 0 WP: 0 HR: 0 S: 13 P: 20 ERA: 0.00 WHIP: 0.000	IP: 1.1 WLS: 7 BF: 0 H: 0 R: 0 ER: 0 SO: 1 BB: 0 IBB: 0 HBP: 0 BLK: 0 WP: 0 HR: 0 S: 37 P: 40 ERA: 0.00 WHIP: 1.500	IP: 1.0 WLS: 3 BF: 0 H: 0 R: 0 ER: 0 SO: 0 BB: 0 IBB: 0 HBP: 0 BLK: 0 WP: 0 HR: 0 S: 11 P: 17 ERA: 9.00 WHIP: 2.000	IP: 3.1 WLS: 12 BF: 2 H: 2 R: 2 ER: 2 SO: 4 BB: 0 IBB: 0 HBP: 0 BLK: 0 WP: 0 HR: 0 S: 27 P: 39 ERA: 5.40 WHIP: 0.600	IP: 1.1 WLS: 5 BF: 3 H: 0 R: 0 ER: 0 SO: 0 BB: 0 IBB: 0 HBP: 0 BLK: 0 WP: 0 HR: 0 S: 13 P: 20 ERA: 0.00 WHIP: 0.750	IP: 0.2 WLS: 3 BF: 0 H: 0 R: 0 ER: 0 SO: 0 BB: 0 IBB: 0 HBP: 0 BLK: 0 WP: 0 HR: 0 S: 8 P: 13 ERA: 0.00 WHIP: 1.500	IP: 3.0 WLS: 10 BF: 1 H: 0 R: 0 ER: 0 SO: 5 BB: 0 IBB: 0 HBP: 0 BLK: 0 WP: 0 HR: 0 S: 28 P: 36 ERA: 0.00 WHIP: 0.333																				

Cleveland Indians @ Houston Astros
Minute Maid Park, Houston, TX
Wed May 11 2016, 1:10 PM - 6:19 PM CDT
Att. 24,453 - Roof Closed - 73 F

AB 60
R 14
H 33
RBI 3
BB 1
SO 11
LOB 25



Cleveland Indians @ Houston Astros
Minute Maid Park, Houston, TX
Wed May 11 2016, 1:10 PM - 6:19 PM CDT
Att. 24,453 - Roof Closed - 73 F

AB 54
R 10
H 15
RBI 5
BB 12
SO 18
LOB 30



Batter	1	2	3	4	5	6	7	8	9	AB	R	H	RBI	BB	SO	LOB	TOP					
2 Zack Cozart, R OBP: 0.311, SLG: 0.500 3 Iván De Jesús Jr., R OBP: 0.279, SLG: 0.277										3	0	0	0	0	0	0						
6 Billy Hamilton, S OBP: 0.271, SLG: 0.356										4	0	0	0	0	2	1						
19 Joey Votto, L OBP: 0.359, SLG: 0.354 15 Jordan Pacheco, R OBP: 0.200, SLG: 0.300										3	0	0	0	0	1	0						
4 Brandon Phillips, R OBP: 0.312, SLG: 0.485										3	1	1	0	1	0	0						
32 Jay Bruce, L OBP: 0.331, SLG: 0.504 40 Tyler Holt, R OBP: 0.354, SLG: 0.349										3	0	2	0	0	0	0						
7 Eugenio Suárez, R OBP: 0.308, SLG: 0.448										4	0	1	0	0	2	3						
23 Adam Duval, R OBP: 0.317, SLG: 0.571										3	0	0	1	0	1	3						
9 José Peraza, R OBP: 0.250, SLG: 0.250										3	0	0	0	0	1	4						
16 Tucker Barnhart, L OBP: 0.307, SLG: 0.390										3	0	1	0	0	1	0						
Inning Stats	R: 0 E: 0 K: 1 S: 6	H: 0 LOB: 0 BB: 0 P: 8	R: 0 E: 0 K: 1 S: 10	H: 1 LOB: 2 BB: 1 P: 17	R: 0 E: 0 K: 1 S: 7	H: 0 LOB: 0 BB: 0 P: 9	R: 0 E: 0 K: 1 S: 11	H: 0 LOB: 0 BB: 0 P: 17	R: 0 E: 0 K: 2 S: 7	H: 0 LOB: 3 BB: 0 P: 12	R: 0 E: 0 K: 1 S: 8	H: 0 LOB: 0 BB: 0 P: 8	R: 1 E: 0 K: 0 S: 13	H: 3 LOB: 2 BB: 0 P: 17	R: 0 E: 0 K: 1 S: 10	H: 1 LOB: 1 BB: 0 P: 15	R: 0 E: 0 K: 1 S: 10	H: 0 LOB: 1 BB: 1 P: 19	1B: 4 2B: 1 3B: 0 HR: 0	SF: 1 SAC: 0 DP: 0 HBP: 0	WP: 0 PB: 0 SB: 0 CS: 0	PA: 34
PITCHER	IP	WLS	BF	H	R	ER	SO	BB	IBB	HBP	BLK	WP	HR	S	P	ERA	WHIP					
31 Danny Salazar, R ERA: 1.8	7.1	W	28	5	1	1	8	1	0	0	0	0	0	67	95	1.23	0.818					
31 Danny Salazar, R ERA: 1.8	7.1	W	28	5	1	1	8	1	0	0	0	0	0	67	95	1.23	0.818					
27 Bryan Shaw, R ERA: 6.19	0.2		2	0	0	0	0	0	0	0	0	0	0	5	8	0.00	0.000					
37 Cody Allen, R ERA: 4.86	1.0		4	0	0	0	1	1	0	0	0	0	0	10	19	0.00	1.000					

Cincinnati Reds @ Cleveland Indians
Progressive Field, Cleveland, OH
Tue May 17 2016, 6:11 PM - 9:29 PM EDT
Att: 13,095 - Partly Cloudy - 57 F

AB 31
R 1
H 5
RBI 1
BB 2
SO 9
LOB 13

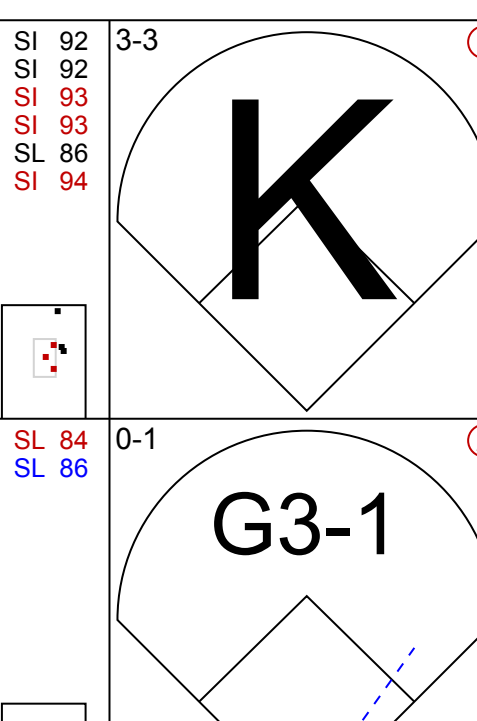
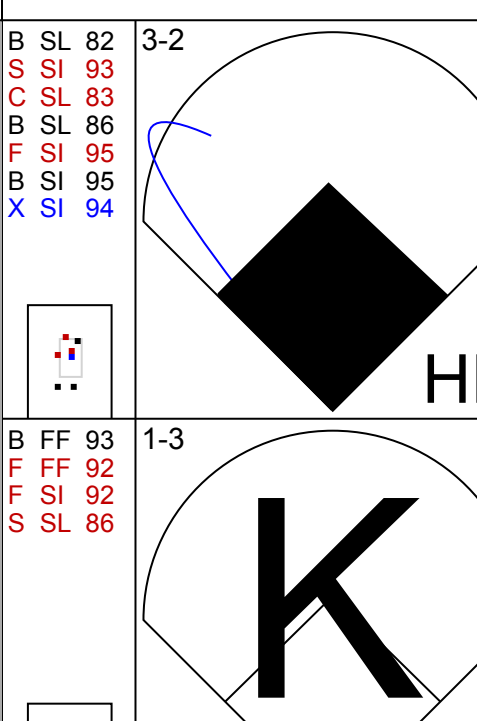
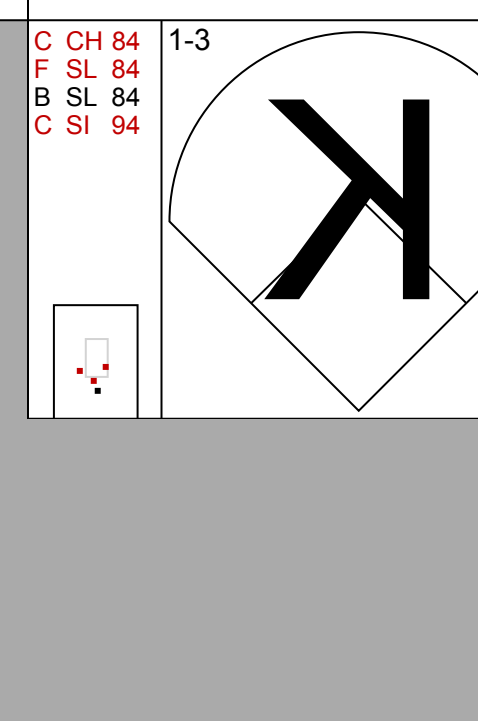
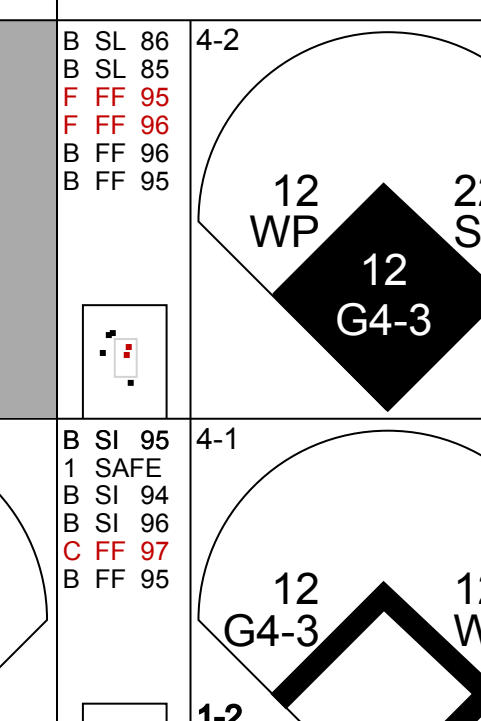
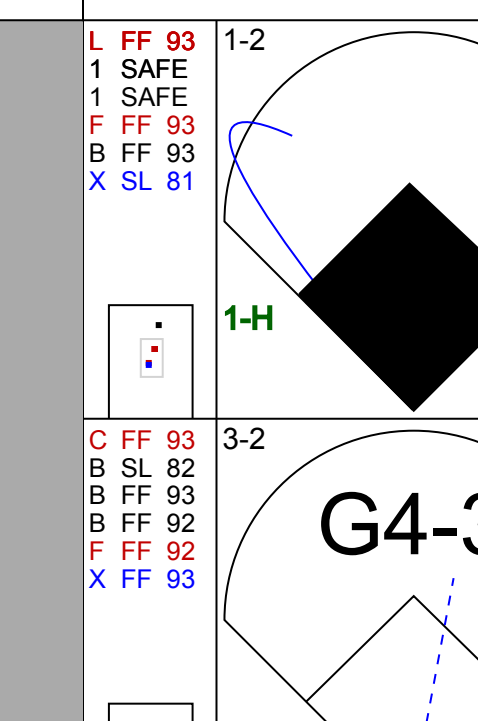
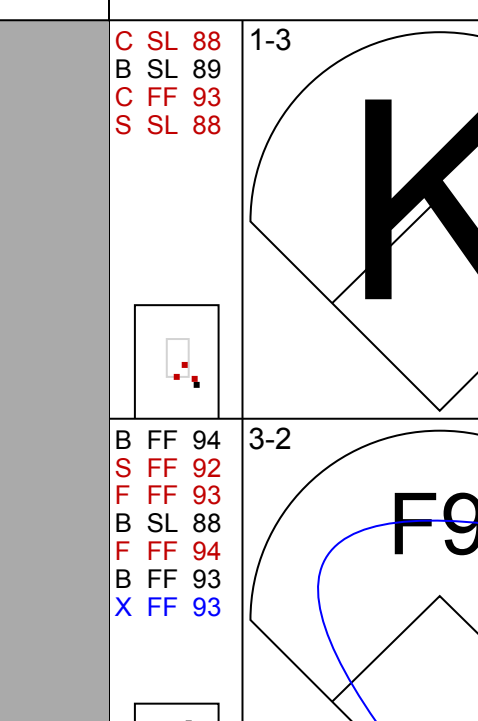
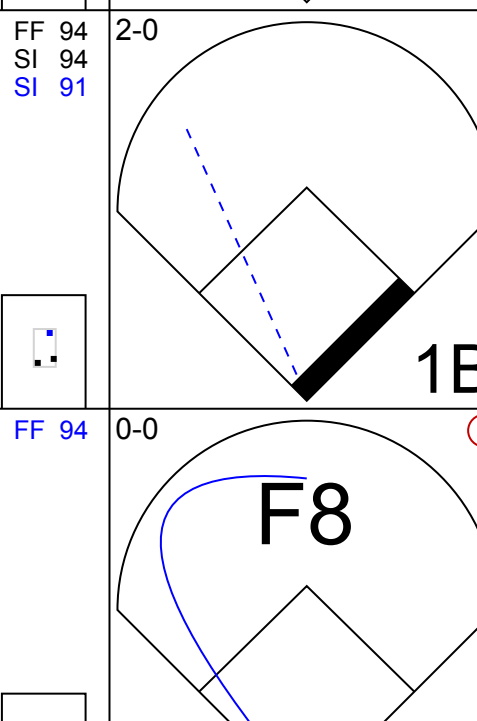
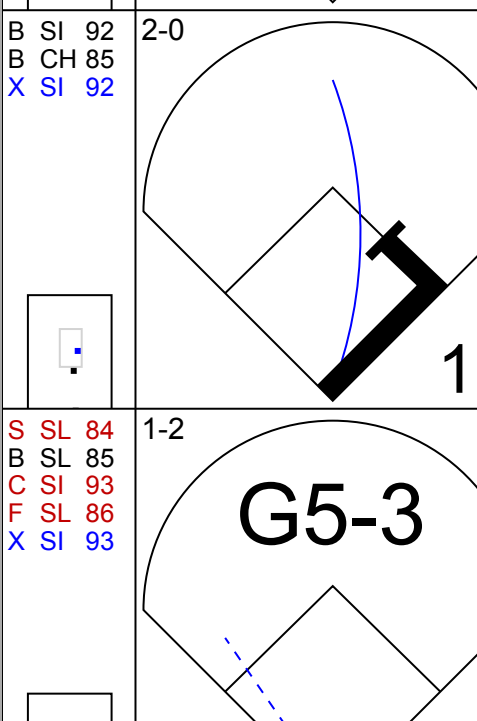
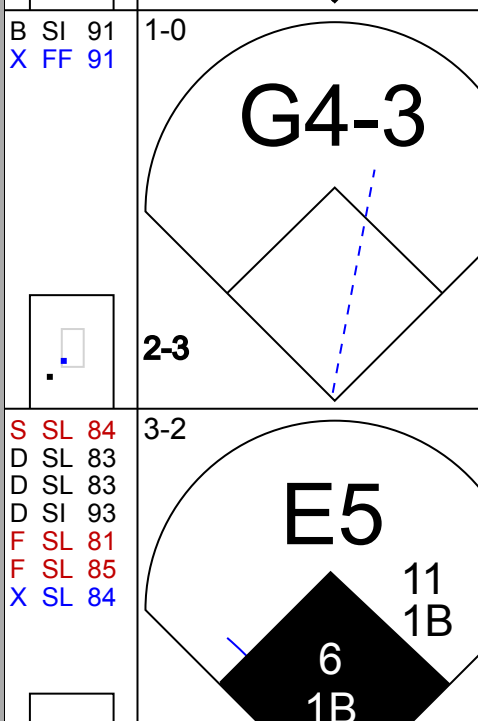
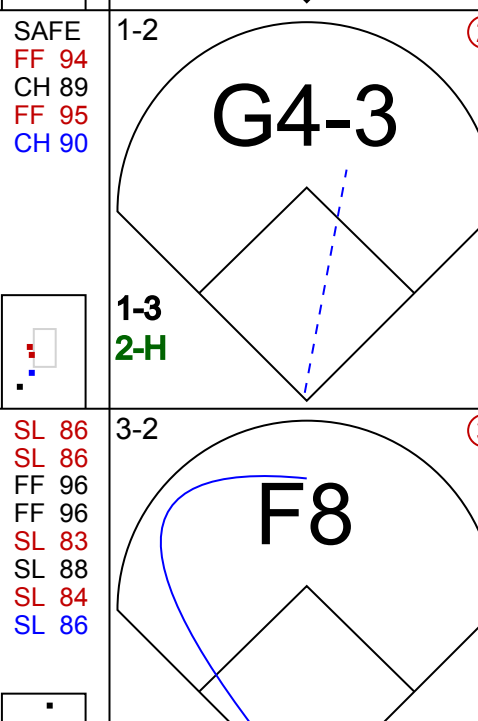
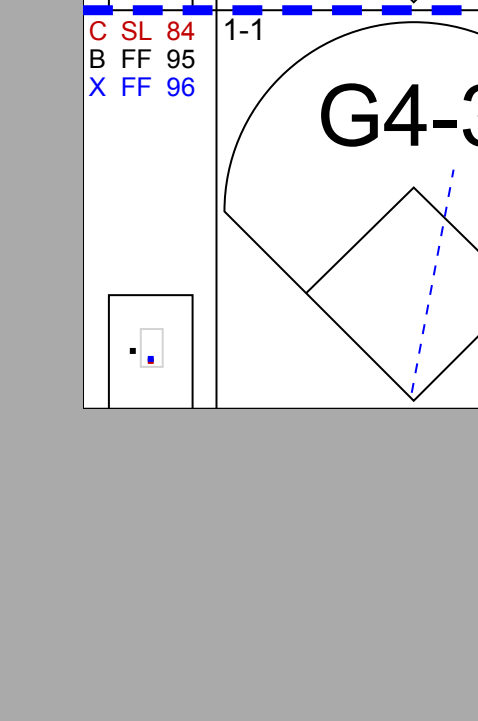
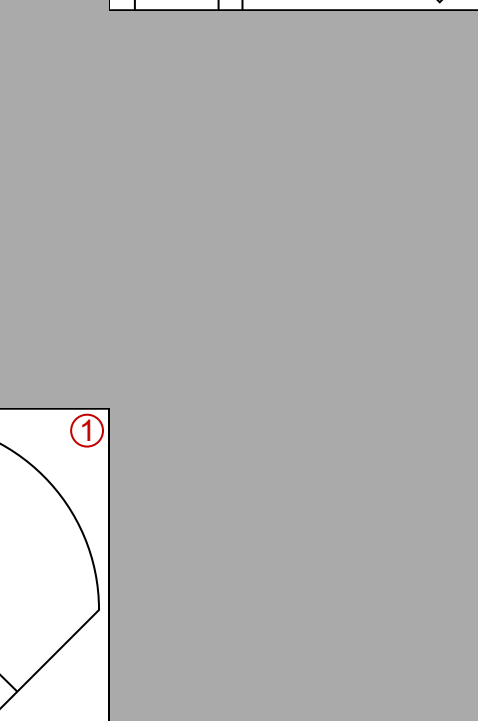


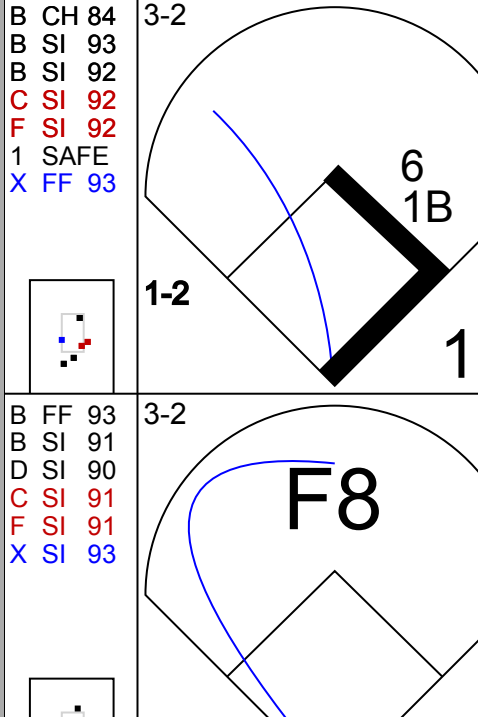

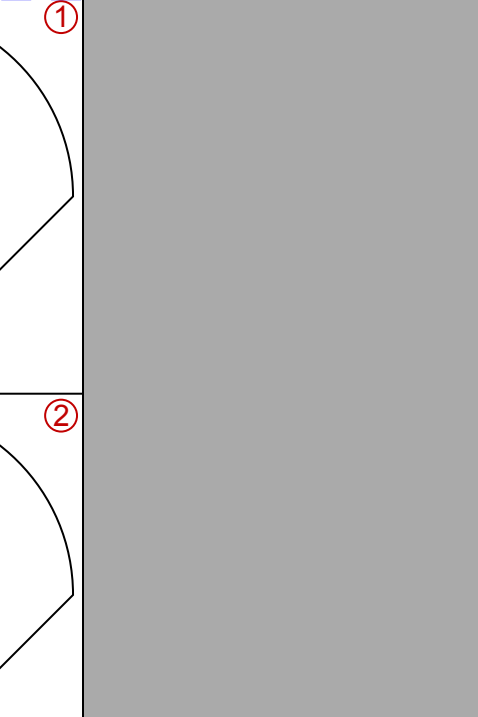
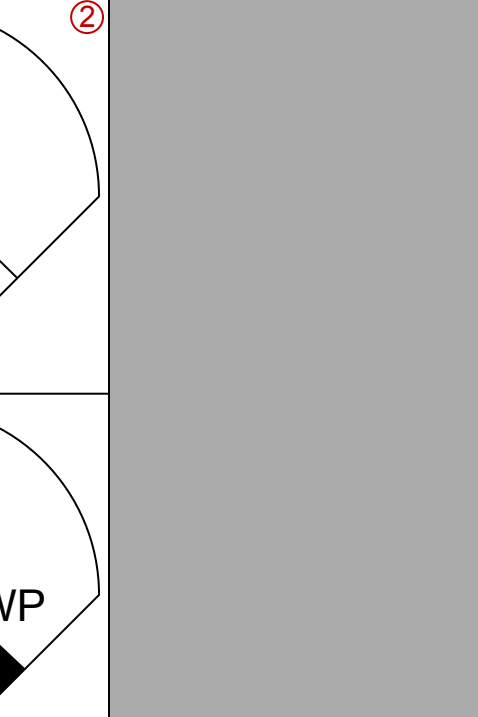


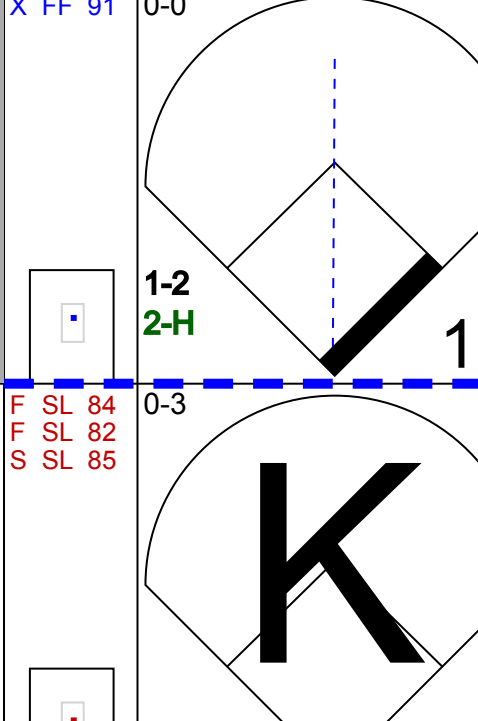

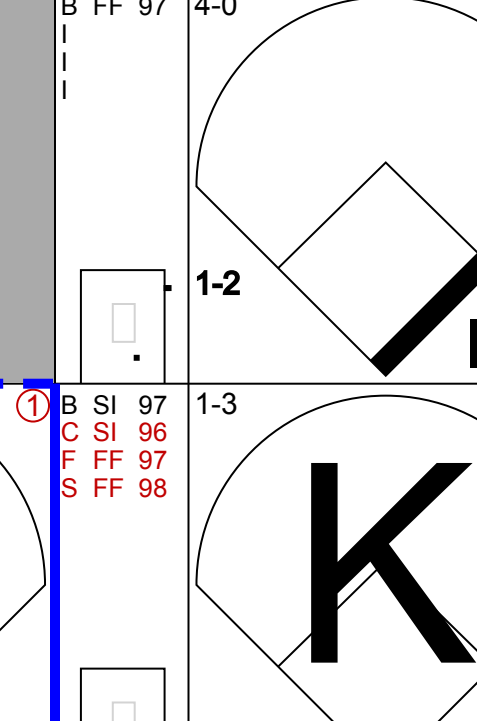

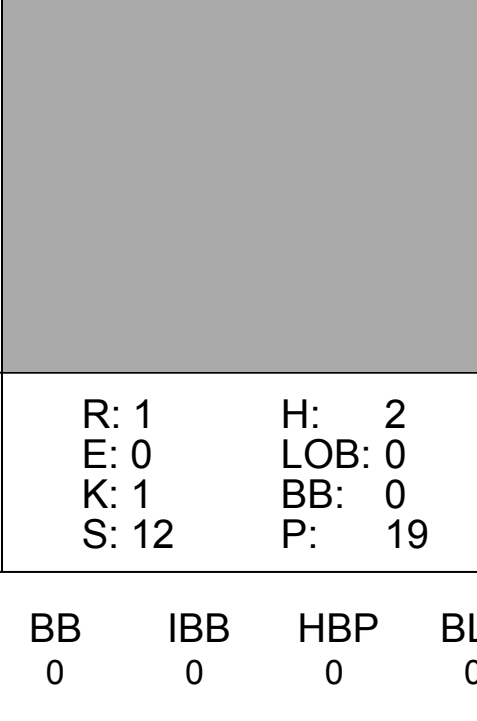
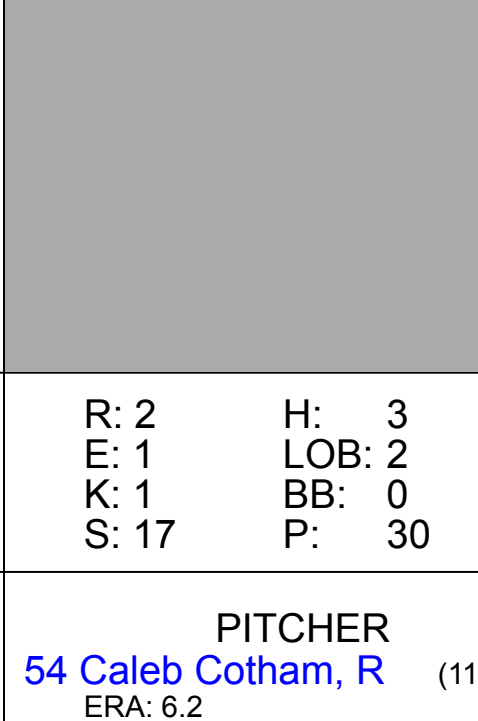
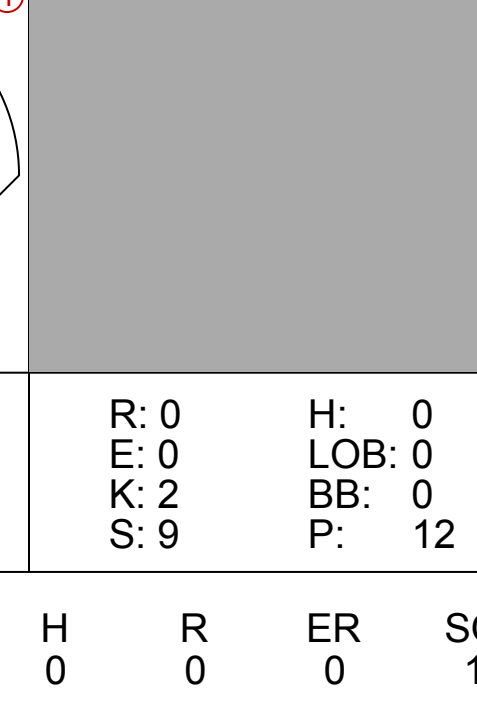
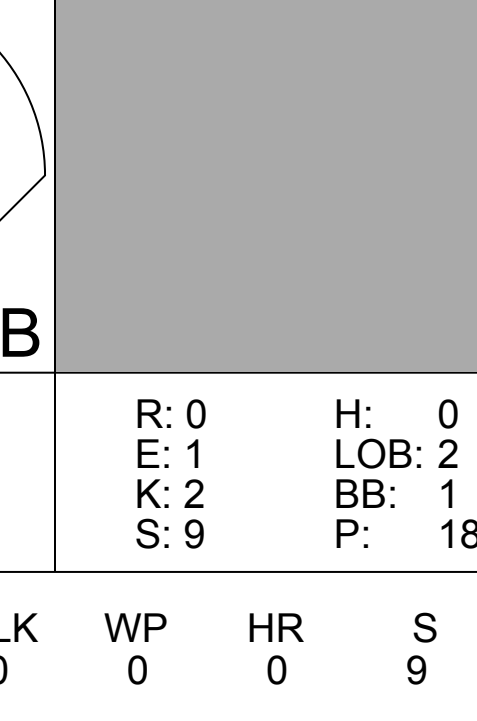
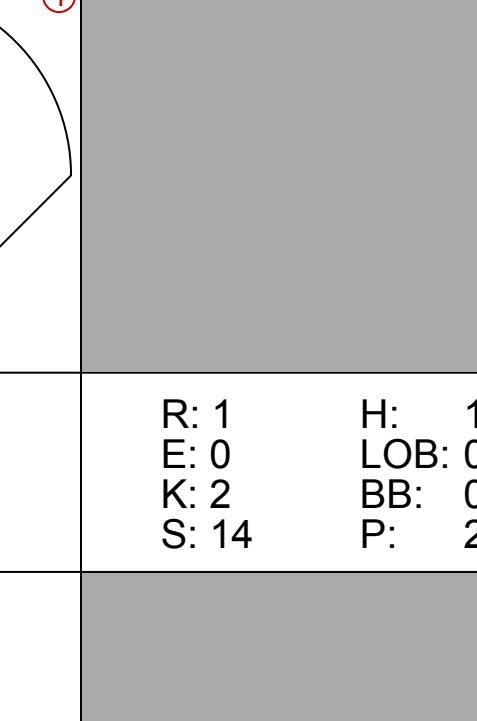
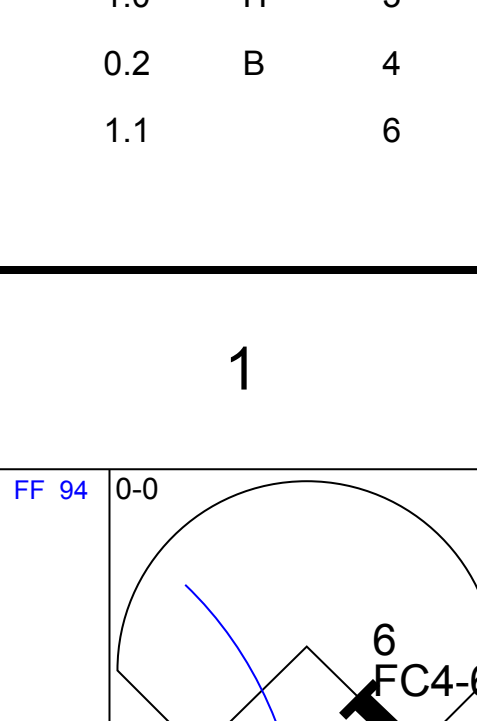
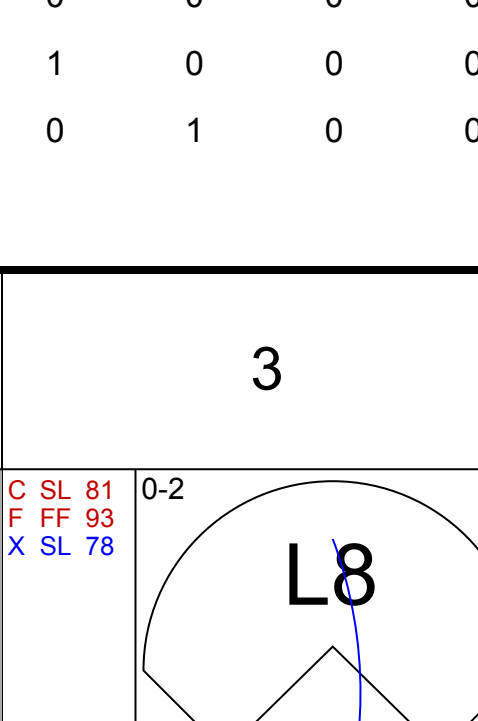
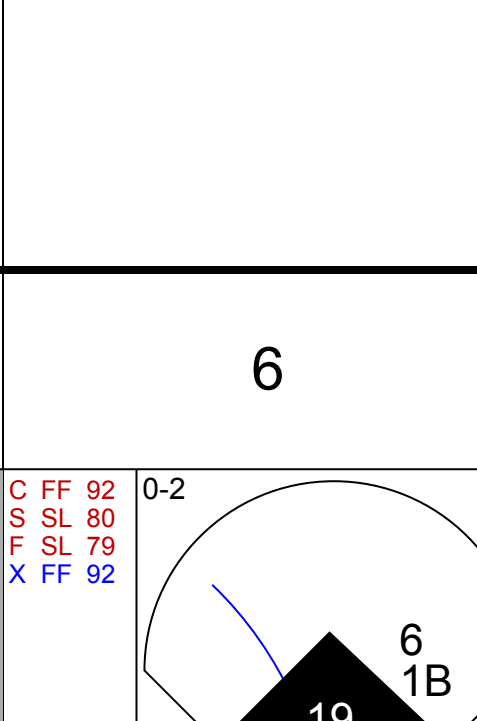
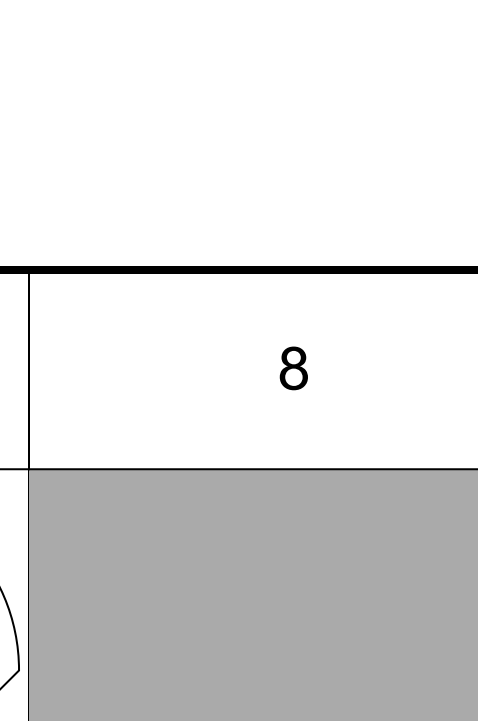
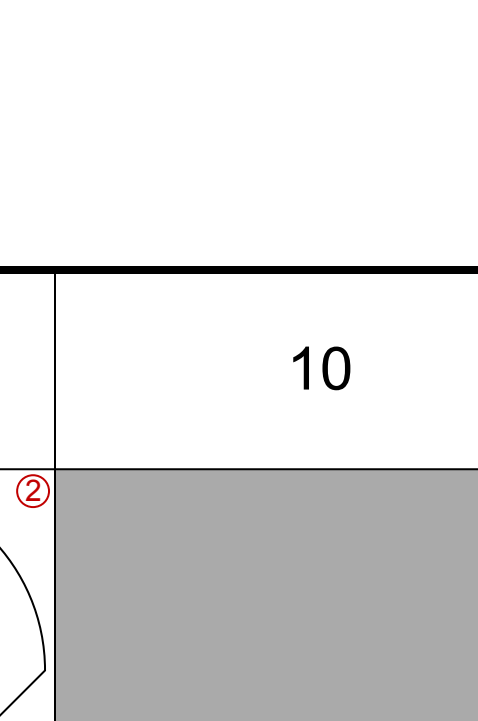
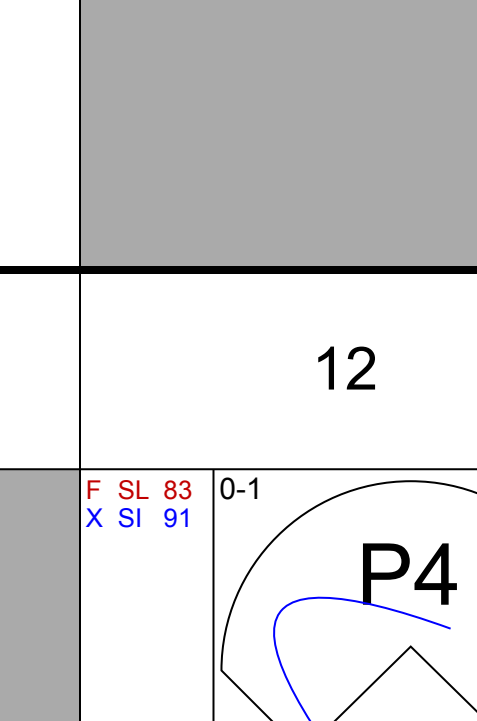
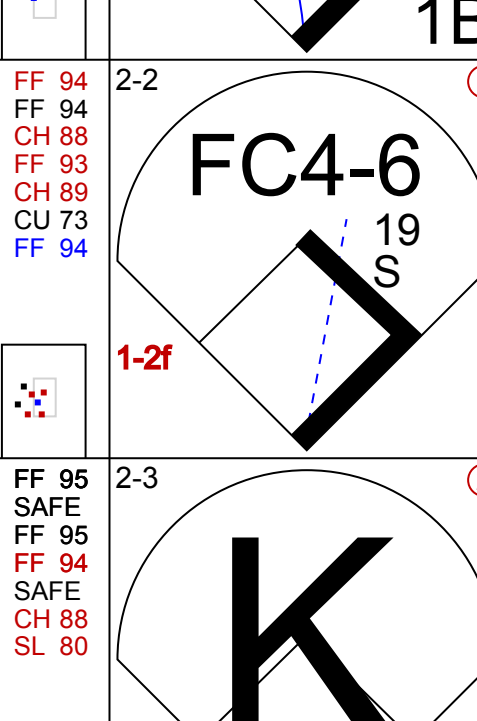
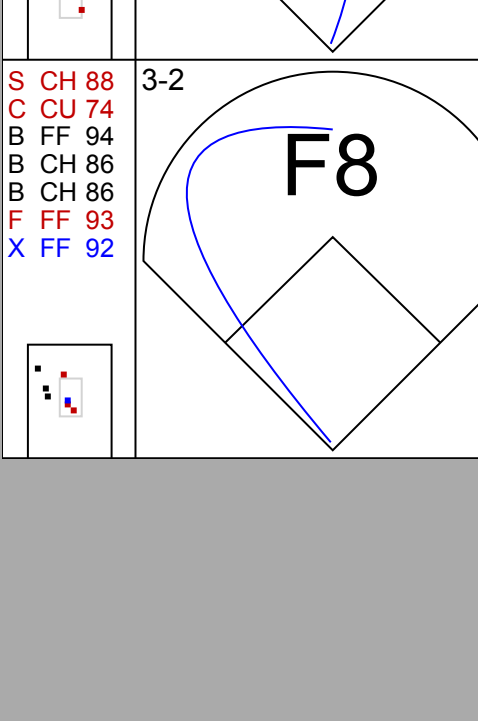
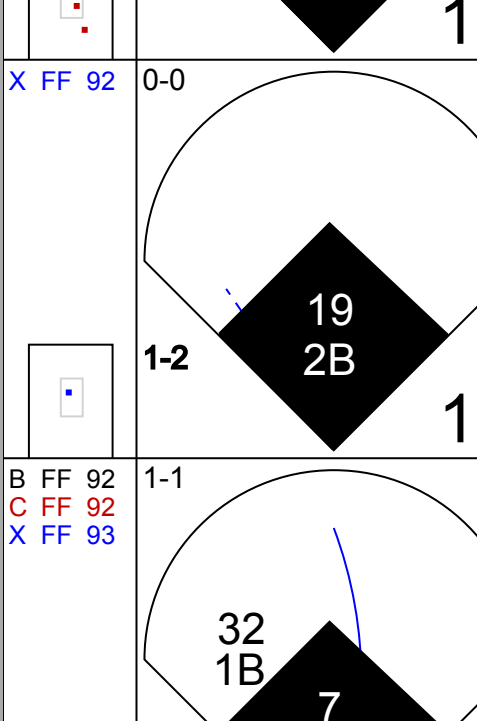

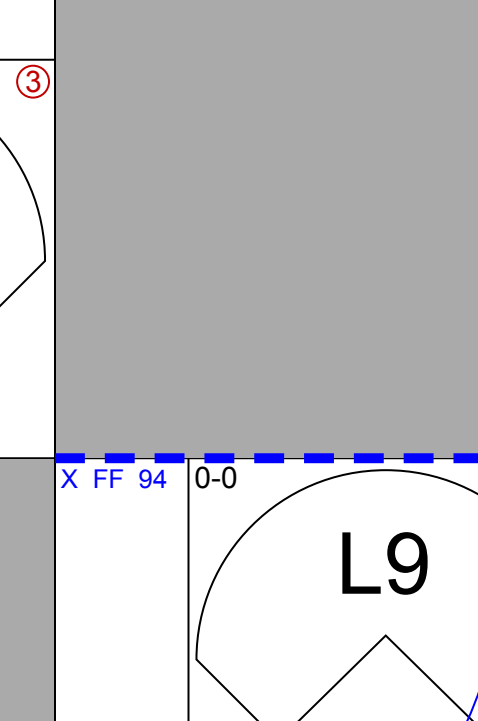
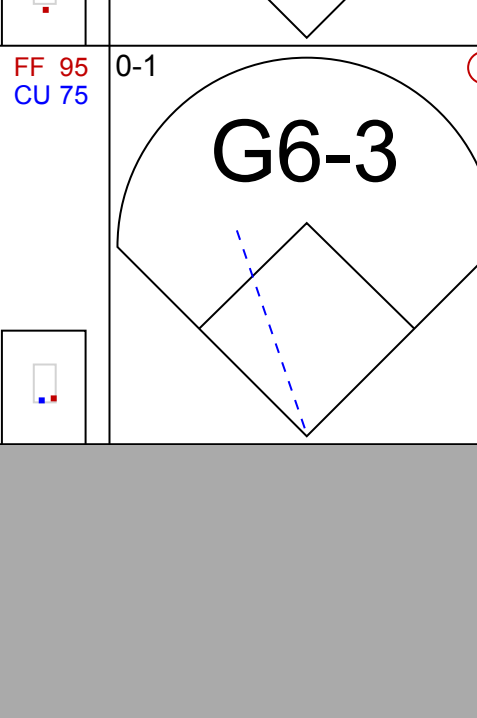

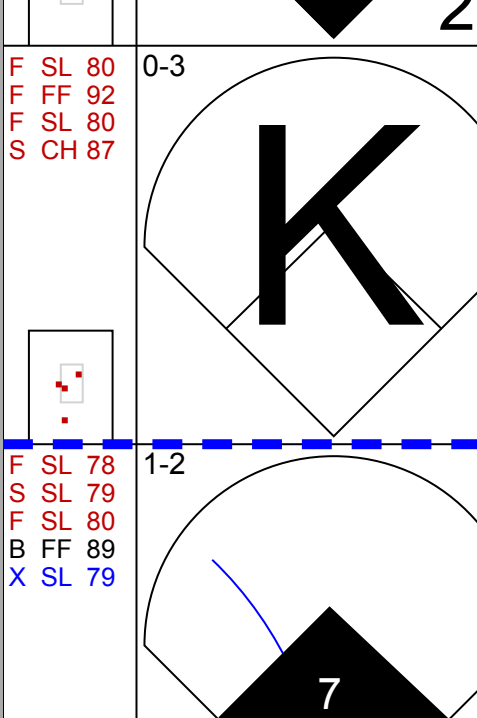

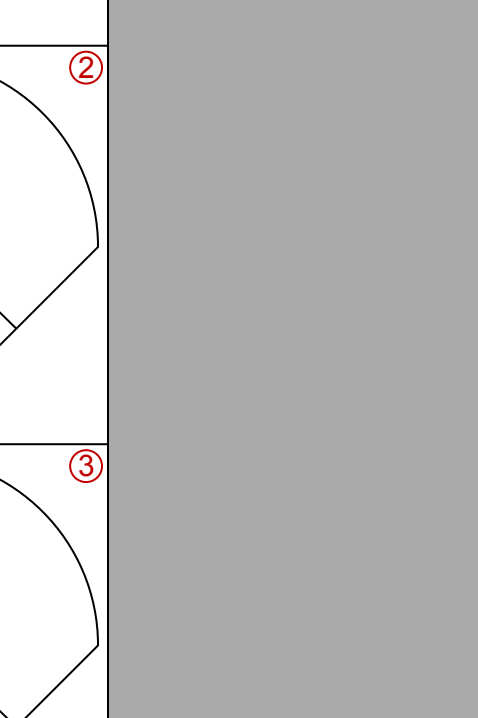


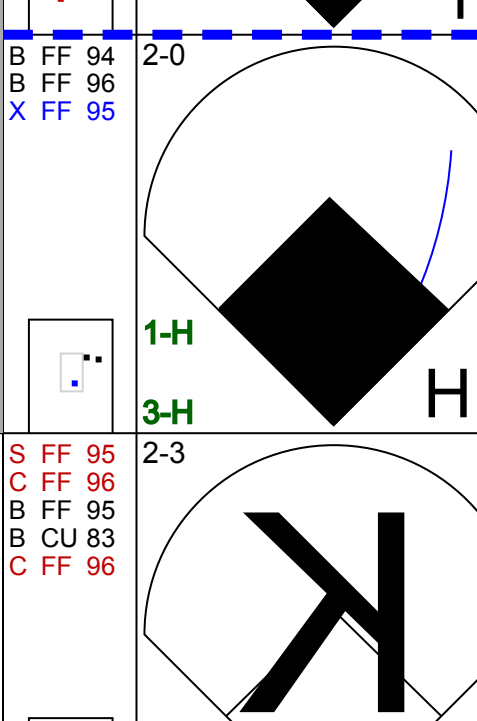
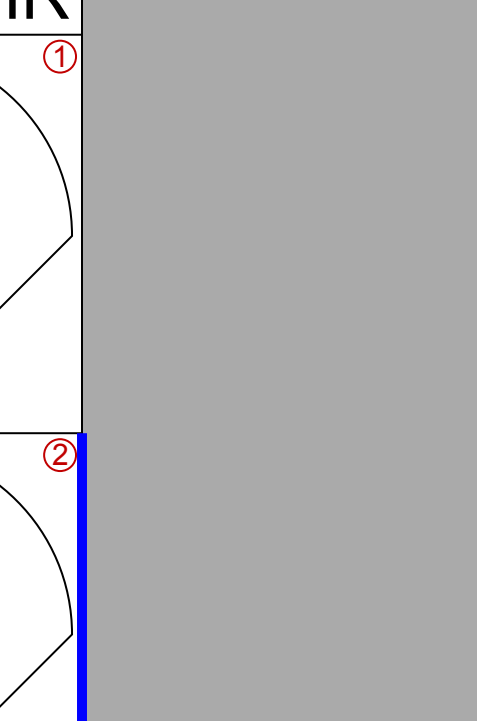
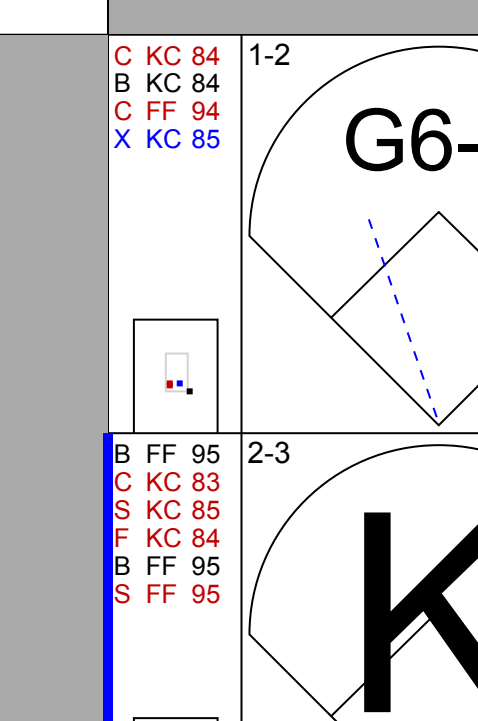


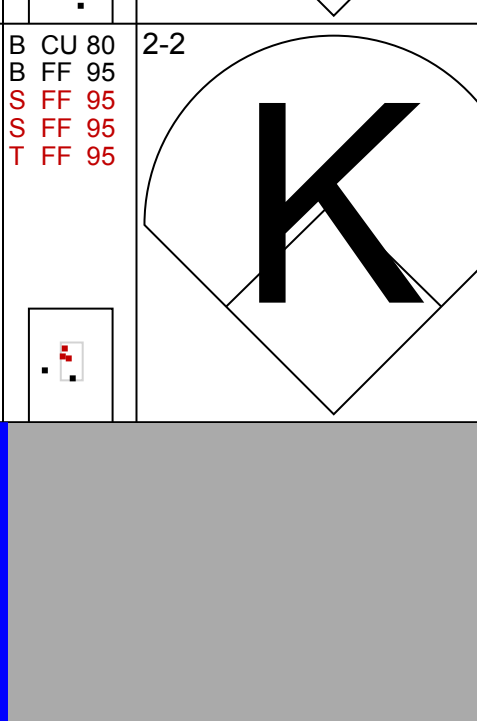
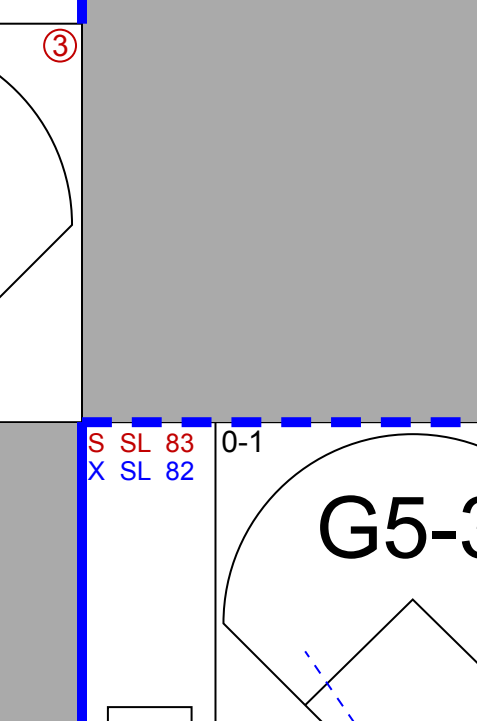
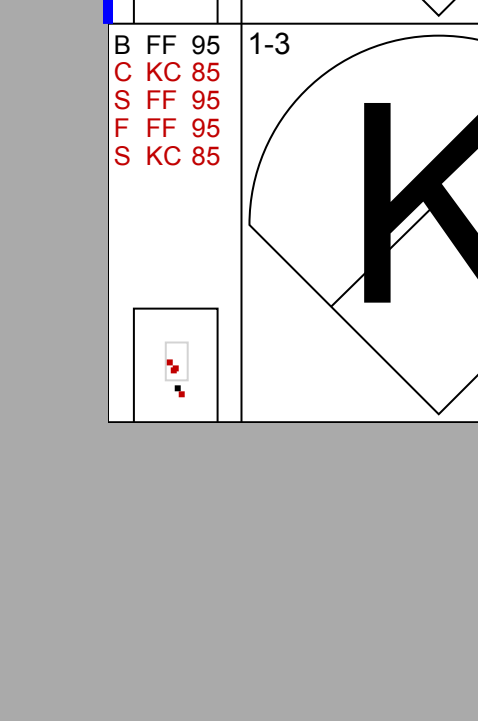
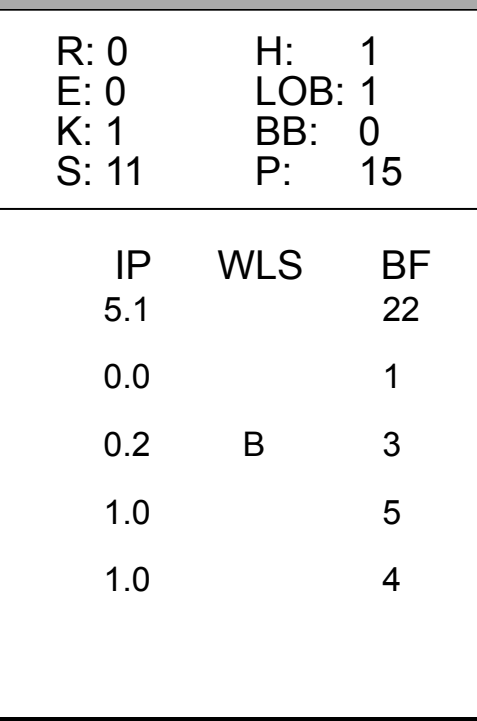
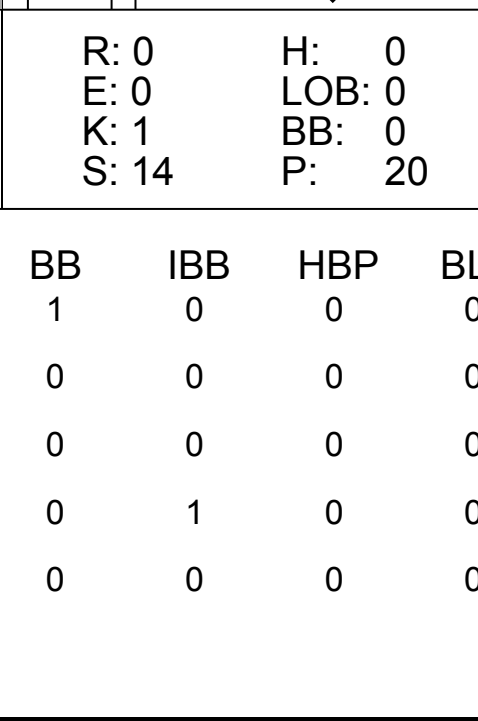
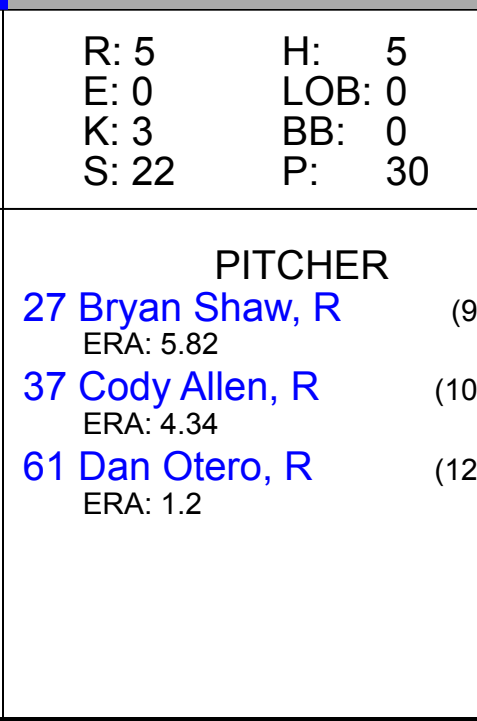
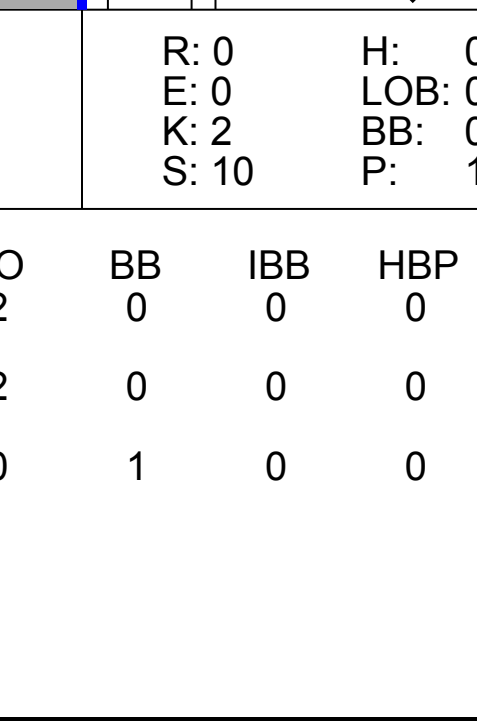
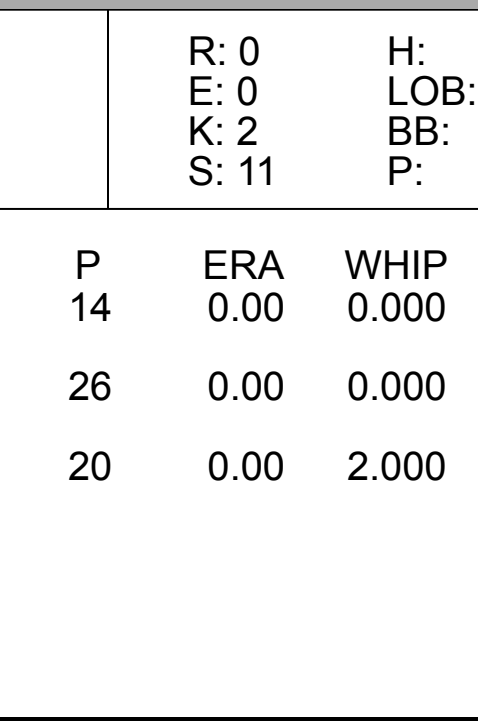


Batter	1	2	3	4	5	6	7	8	9	AB	R	H	RBI	BB	SO	LOB	BOTTOM					
41 Carlos Santana, S OBP: 0.342, SLG: 0.415										4	2	2	2	2	0	2						
22 Jason Kipnis, L OBP: 0.340, SLG: 0.451 1 Michael Martínez, S OBP: 0.500, SLG: 0.667										4	1	1	2	1	1	3						
12 Francisco Lindor, S OBP: 0.371, SLG: 0.414										6	0	3	0	0	2	5						
26 Mike Napoli, R OBP: 0.324, SLG: 0.481 31 Danny Salazar, R ERA: 1.8 27 Bryan Shaw, S OBP: 0.289, SLG: 0.279 4 Juan Uribe, R OBP: 0.289, SLG: 0.279 37 Cody Allen, R ERA: 4.86										4	1	2	2	1	1	3						
11 José Ramírez, S OBP: 0.374, SLG: 0.439										5	1	1	1	1	0	4						
10 Yan Gomes, R OBP: 0.222, SLG: 0.385 38 Chris Gimenez, R OBP: 0.333, SLG: 0.545										3	1	1	1	1	0	2						
8 Lonnie Chisenhall, L OBP: 0.339, SLG: 0.490										4	2	3	1	1	0	1						
6 Marlon Byrd, R OBP: 0.302, SLG: 0.414 30 Tyler Naquin, L OBP: 0.338, SLG: 0.413										4	1	1	0	0	1	6						
20 Rajai Davis, R OBP: 0.302, SLG: 0.364										3	4	3	3	2	0	0						
Inning Stats	R: 0 E: 0 K: 1 S: 8	H: 1 LOB: 1 BB: 0 P: 13	R: 4 E: 0 K: 0 S: 17	H: 5 LOB: 2 BB: 1 P: 34	R: 3 E: 0 K: 1 S: 18	H: 4 LOB: 1 BB: 0 P: 24	R: 0 E: 0 K: 0 S: 9	H: 1 LOB: 1 BB: 0 P: 14	R: 5 E: 0 K: 1 S: 27	H: 3 LOB: 3 BB: 5 P: 53	R: 1 E: 0 K: 2 S: 15	H: 1 LOB: 2 BB: 2 P: 30	R: 0 E: 0 K: 2 S: 22	H: 1 LOB: 2 BB: 1 P: 33	R: 0 E: 0 K: 0 S: 10	H: 1 LOB: 1 BB: 0 P: 15	1B: 12 2B: 5 3B: 0 HR: 0	SF: 0 SAC: 0 DP: 0 HBP: 0	WP: 1 PB: 0 SB: 1 CS: 0	PA: 50		
PITCHER	IP	WLS	BF	H	R	ER	SO	BB	IBB	HBP	BLK	WP	HR	S	P	ERA	WHIP					
31 Alfredo Simon, R ERA: 10.34	4.1	L	28	14	10	10	2	1	0	0	0	0	0	16	36	54.00	15.000					
56 Steve Delabar, R ERA: 7.71	0.1		6	0	2	2	1	5	0	0	0	0	0	20	37	6.75	2.250					
36 Blake Wood, R ERA: 3.26	1.1		7	1	1	1	2	2	0	0	0	0	0	22	33	0.00	2.000					
52 Tony Cingrani, L ERA: 3.0	1.0		5	1	0	0	2	1	0	0	0	0	0	10	15	0.00	1.000					
27 Ross Ohlendorf, R ERA: 5.3	1.0		4	1	0	0	0	0	0	0	0	0	0	10	15	0.00	1.000					

Cincinnati Reds @ Cleveland Indians
Progressive Field, Cleveland, OH
Tue May 17 2016, 6:11 PM - 9:29 PM EDT
Att: 13,095 - Partly Cloudy - 57 F

AB 41
R 13
H 17
RBI 12
BB 9
SO 7
LOB 28

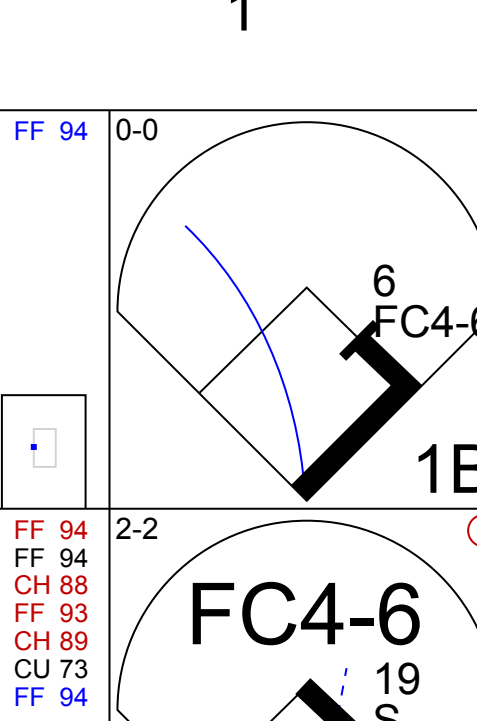
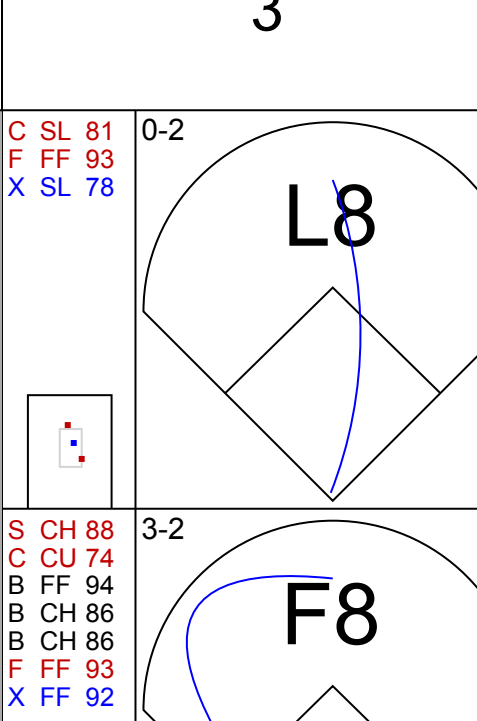
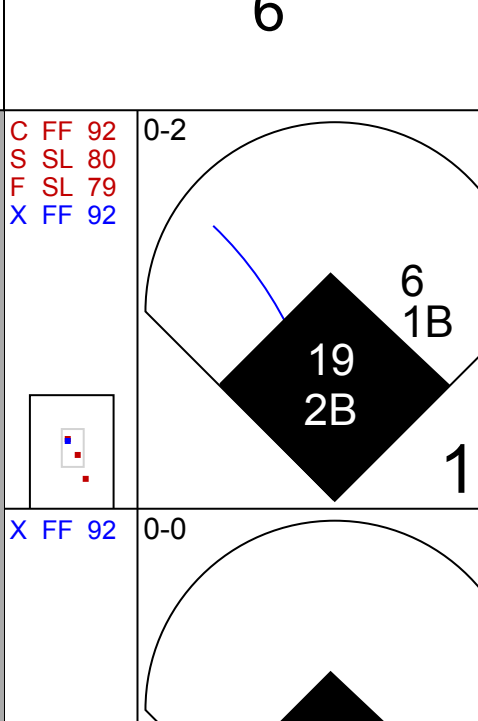
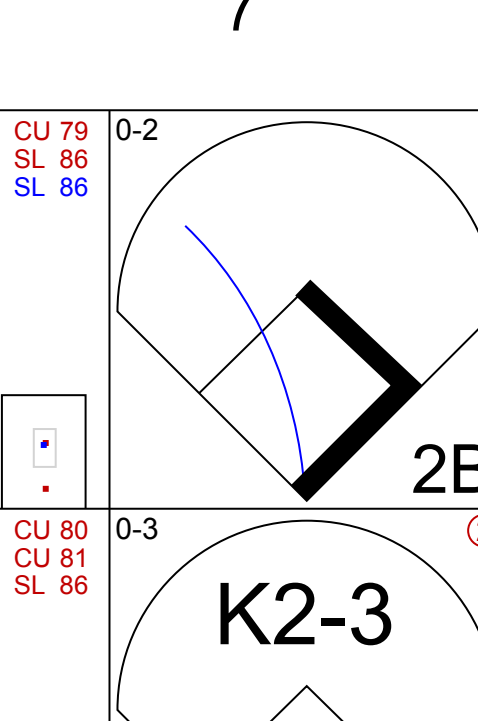
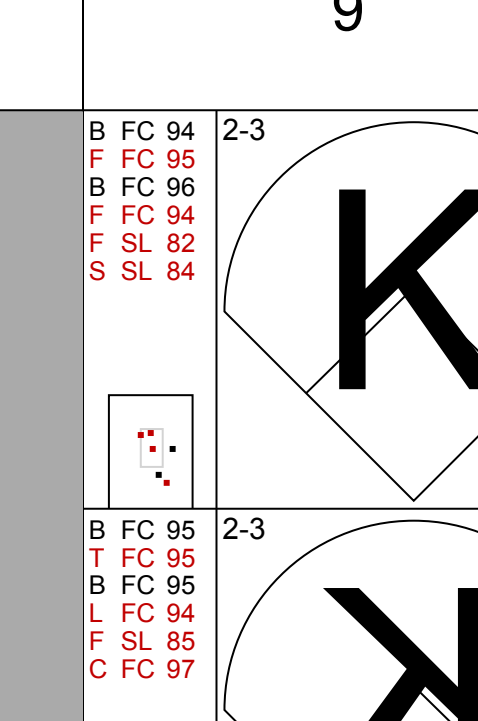

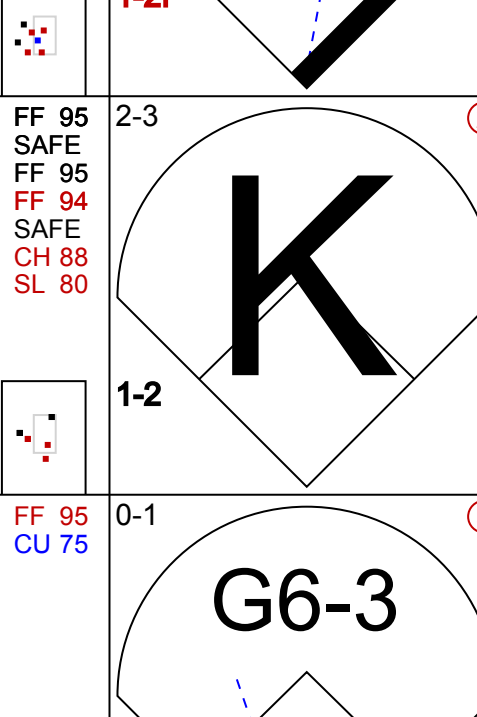

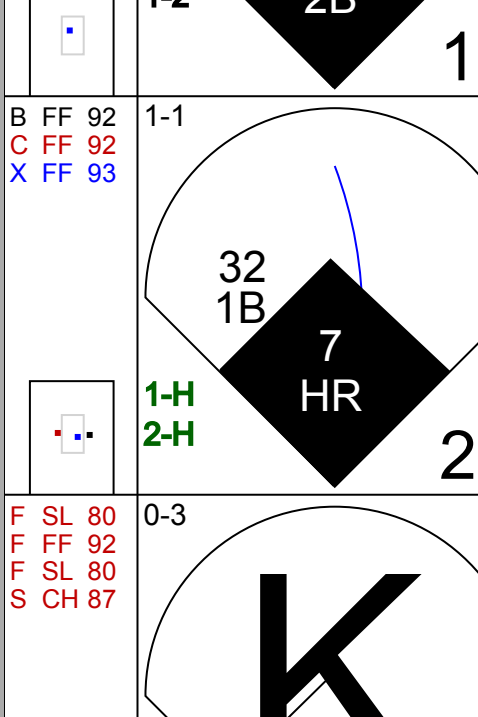
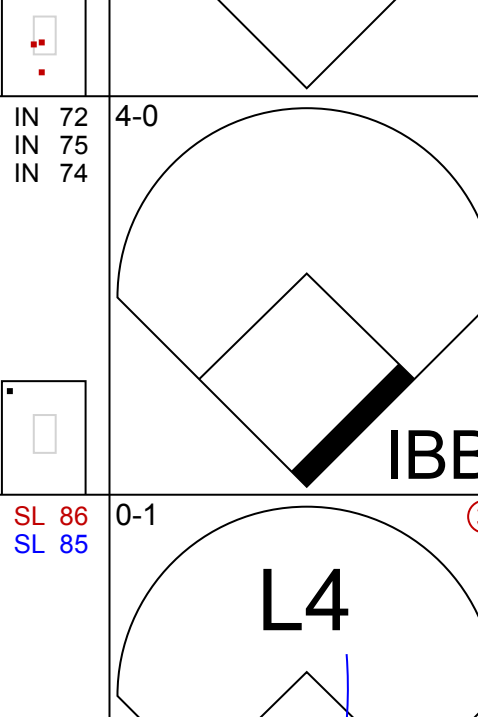

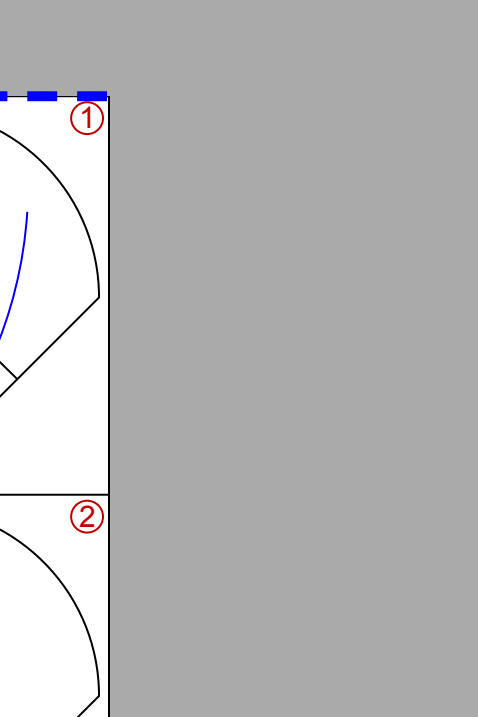


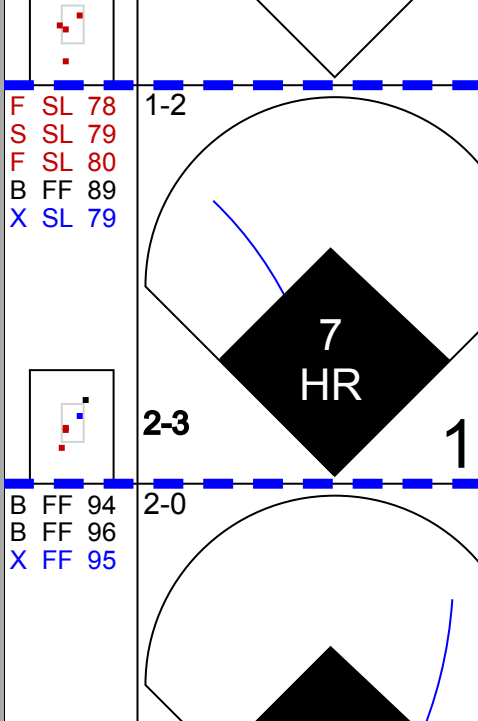

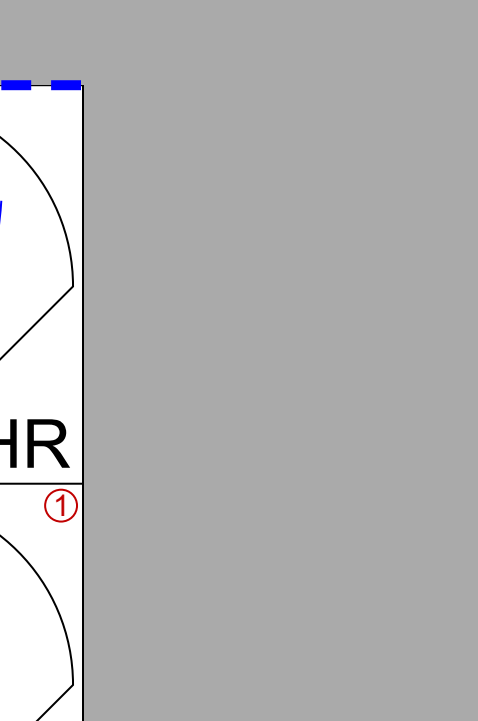
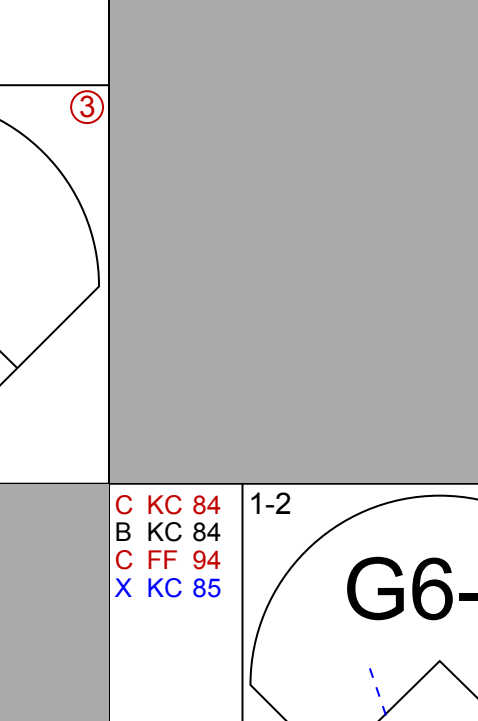


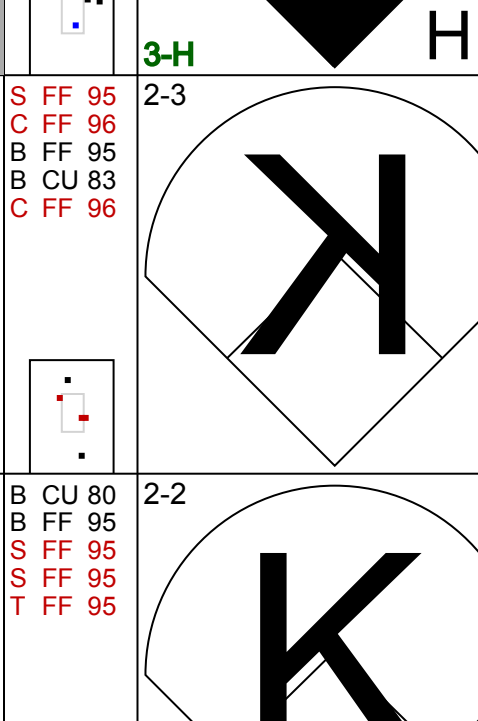

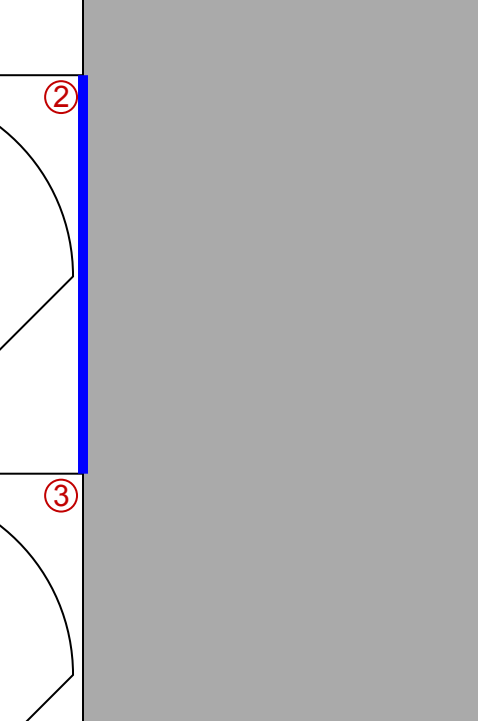
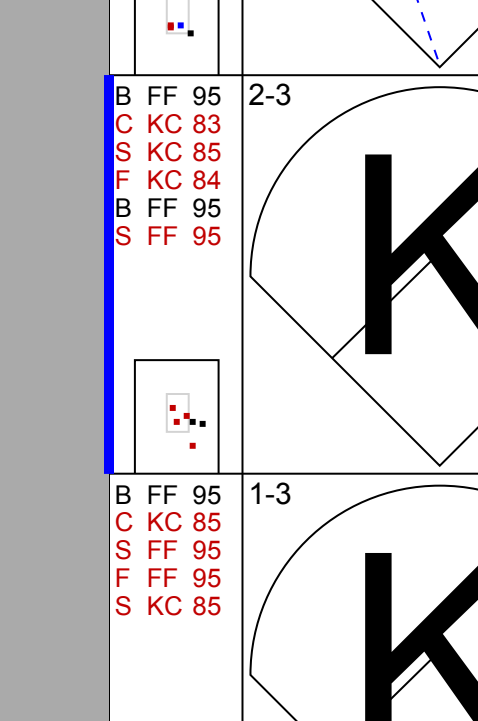
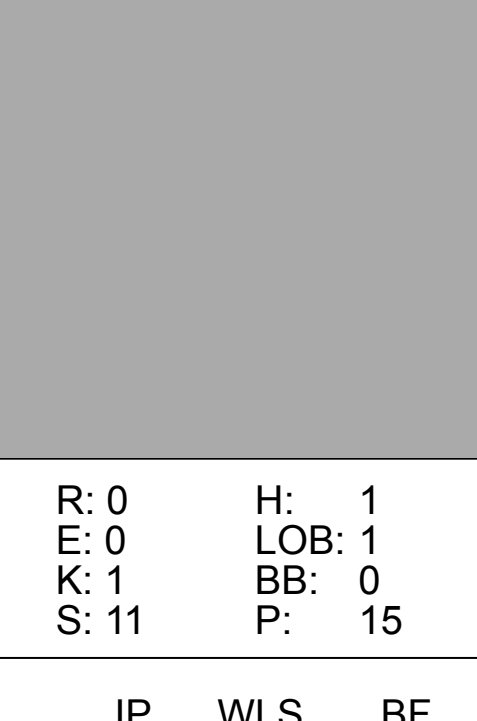
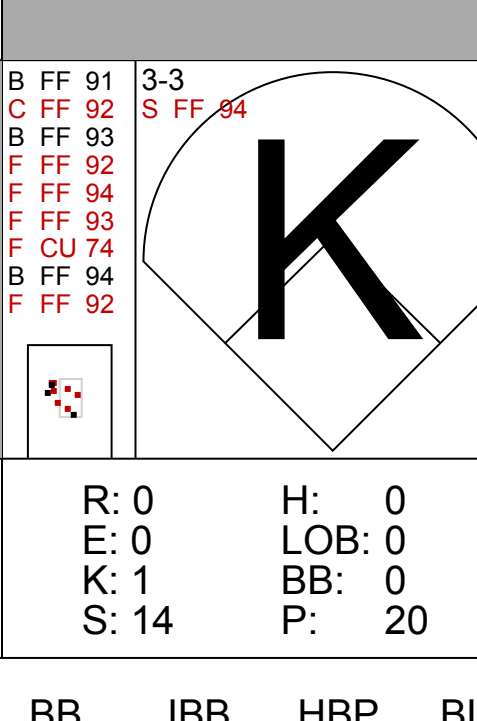
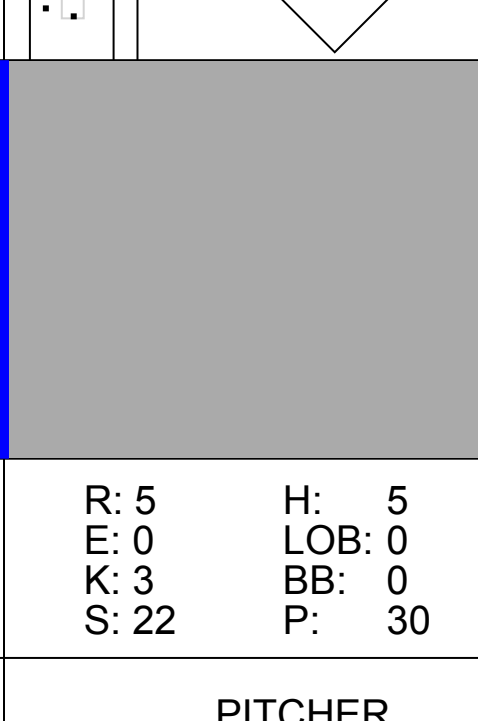
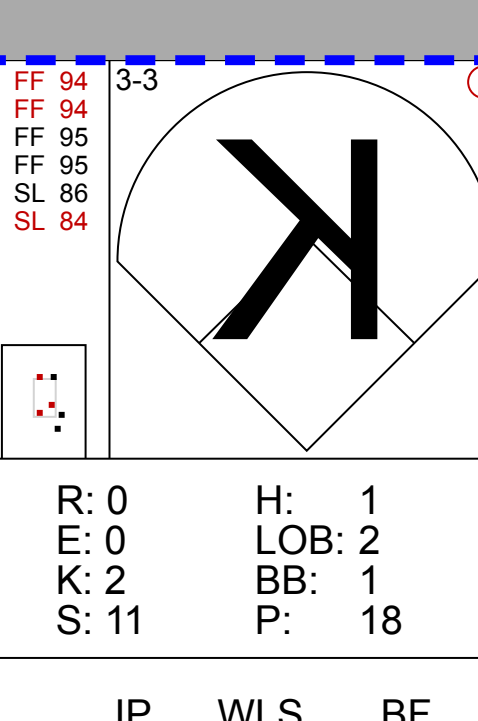
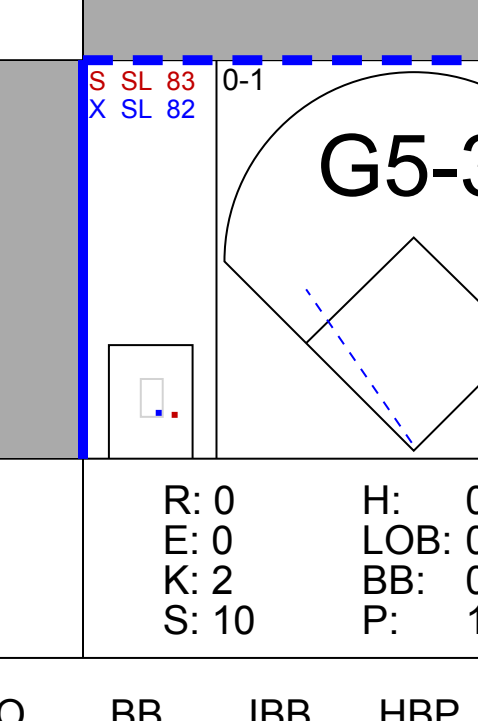
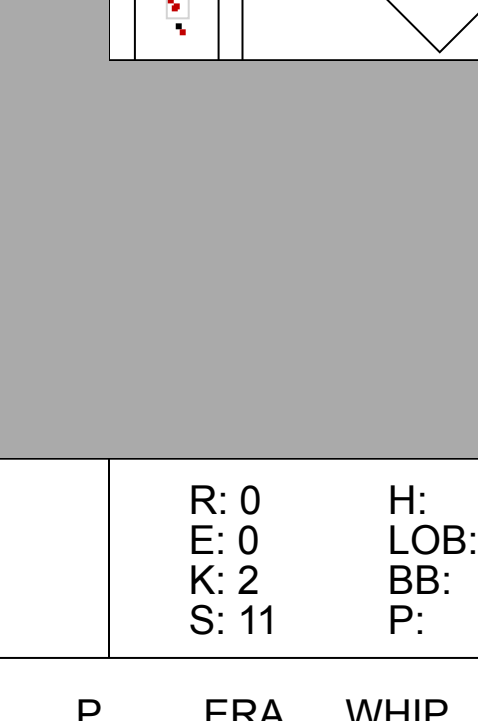


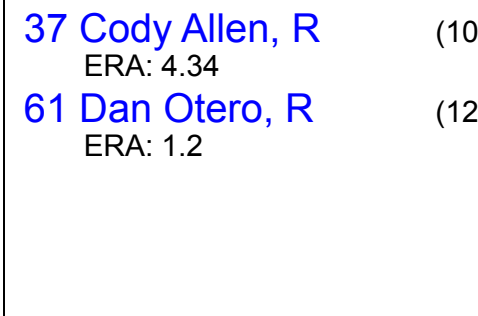





Batter	1	2	3	4	5	6	7	8	9	10	11	12	AB	R	H	RBI	BB	SO	LOB	TOP								
20 Rajai Davis, R OBP: 0.311, SLG: 0.420													5	3	2	3	1	3	0									
22 Jason Kipnis, L OBP: 0.338, SLG: 0.450													5	1	1	0	1	1	0									
12 Francisco Lindor, S OBP: 0.370, SLG: 0.437													6	1	3	2	0	0	2									
26 Mike Napoli, R OBP: 0.311, SLG: 0.460													6	1	0	0	0	2	2									
11 José Ramírez, S OBP: 0.372, SLG: 0.433														6	1	2	0	0	0									
10 Yan Gomes, R OBP: 0.220, SLG: 0.383														6	0	1	0	0	3	2								
6 Marlon Byrd, R OBP: 0.307, SLG: 0.411													3	0	1	2	1	2	0									
37 Cody Allen, R OBP: 0.220, SLG: 0.383														3	0	0	0	0	2	3								
4 Juan Uribe, R OBP: 0.266, SLG: 0.579														0	0	0	0	0	0	0								
62 Joba Chamberlain, R OBP: 0.220, SLG: 0.383														0	0	0	0	0	0	0								
41 Carlos Santana, S OBP: 0.220, SLG: 0.383														0	0	0	0	0	0	0								
27 Bryan Shaw, S OBP: 0.220, SLG: 0.383														0	0	0	0	0	0	0								
1 Michael Martínez, S OBP: 0.220, SLG: 0.383														0	0	0	0	0	0	0								
52 Mike Clevinger, R OBP: 0.220, SLG: 0.383														2	0	0	0	0	0	1								
57 Kyle Crockett, L OBP: 0.220, SLG: 0.383														0	0	0	0	0	0	0								
34 Zach McAllister, R OBP: 0.220, SLG: 0.383														0	0	0	0	0	0	0								
8 Lonnie Chisenhall, L OBP: 0.220, SLG: 0.383														2	1	0	0	1	0	0								
Inning Stats	R: 0 E: 0 K: 1 S: 7	H: 1 LOB: 1 BB: 0 P: 12	R: 1 E: 0 K: 0 S: 11	H: 2 LOB: 1 BB: 0 P: 16	R: 1 E: 0 K: 1 S: 12	H: 2 LOB: 0 BB: 0 P: 19	R: 0 E: 0 K: 2 S: 8	H: 0 LOB: 0 BB: 0 P: 10	R: 2 E: 1 K: 1 S: 17	H: 3 LOB: 2 BB: 0 P: 30	R: 1 E: 0 K: 0 S: 15	H: 0 LOB: 1 BB: 2 P: 29	R: 0 E: 0 K: 2 S: 9	H: 0 LOB: 0 BB: 0 P: 12	R: 2 E: 0 K: 0 S: 17	H: 1 LOB: 0 BB: 1 P: 29	R: 0 E: 1 K: 2 S: 9	H: 0 LOB: 2 BB: 1 P: 18	R: 0 E: 0 K: 1 S: 9	H: 0 LOB: 0 BB: 0 P: 14	R: 1 E: 0 K: 2 S: 14	H: 1 LOB: 0 BB: 0 P: 23	1B: 5 2B: 2 3B: 0 HR: 3	SF: 1 SAC: 0 DP: 0 HBP: 0	WP: 2 PB: 0 SB: 1 CS: 0	PA: 51		
PITCHER	IP WLS BF H R ER SO BB IBB HBP BLK WP HR S P ERA WHIP	29 Brandon Finnegan, L ERA: 4.44	70 Jumbo Diaz, R ERA: 5.03	27 Ross Ohlendorf, R ERA: 5.03	52 Tony Cingrani, L ERA: 3.86	66 JC Ramirez, R ERA: 4.45	PITCHER	IP WLS BF H R ER SO BB IBB HBP BLK WP HR S P ERA WHIP	54 Caleb Cotham, R ERA: 6.2	48 Keyvius Sampson, R ERA: 11.25	54 Caleb Cotham, R ERA: 6.2	48 Keyvius Sampson, R ERA: 11.25	54 Caleb Cotham, R ERA: 6.2	48 Keyvius Sampson, R ERA: 11.25	54 Caleb Cotham, R ERA: 6.2	48 Keyvius Sampson, R ERA: 11.25	54 Caleb Cotham, R ERA: 6.2	48 Keyvius Sampson, R ERA: 11.25	54 Caleb Cotham, R ERA: 6.2	48 Keyvius Sampson, R ERA: 11.25	54 Caleb Cotham, R ERA: 6.2	48 Keyvius Sampson, R ERA: 11.25	54 Caleb Cotham, R ERA: 6.2	48 Keyvius Sampson, R ERA: 11.25	54 Caleb Cotham, R ERA: 6.2	48 Keyvius Sampson, R ERA: 11.25	54 Caleb Cotham, R ERA: 6.2	48 Keyvius Sampson, R ERA: 11.25

Cleveland Indians @ Cincinnati Reds
Great American Ball Park, Cincinnati, OH
Wed May 18 2016, 7:13 PM - 11:32 PM EDT
Att. 22,815 - Partly Cloudy - 66 F

AB	46
R	8
H	10
RBI	7
BB	4
SO	14
LOB	12



Batter	1	2	3	4	5	6	7	8	9	10	11	12	AB	R	H	RBI	BB	SO	LOB	BOTTOM
2 Zack Cozart, R OBP: 0.320, SLG: 0.508													6	1	3	0	0	1	0	
6 Billy Hamilton, S OBP: 0.275, SLG: 0.354													6	1	2	0	0	2	2	
19 Joey Votto, L OBP: 0.358, SLG: 0.359													4	1	1	2	2	2	1	
4 Brandon Phillips, R OBP: 0.299, SLG: 0.463													4	3	3	2	1	0	0	
32 Jay Bruce, L OBP: 0.347, SLG: 0.557													4	3	3	2	1	0	0	
7 Eugenio Suárez, R OBP: 0.304, SLG: 0.460													5	1	1	3	0	2	1	
40 Tyler Holt, R OBP: 0.327, SLG: 0.319													4	0	0	0	0	1	1	
66 JC Ramirez, R ERA: 5.03													0	0	0	0	0	0	0	
54 Caleb Cotham, R ERA: 6.2													0	0	0	0	0	0	0	
3 Iván De Jesús, Jr., R OBP: 0.273, SLG: 0.271													1	0	0	0	0	1	0	
48 Keyvius Sampson, R ERA: 11.25													0	0	0	0	0	0	0	
16 Tucker Barnhart, L OBP: 0.280, SLG: 0.368													5	0	0	0	0	2	1	
29 Brandon Finnegan, L ERA: 4.44													2	0	0	0	0	1	0	
70 Jumbo Diaz, R ERA: 5.03													1	0	0	0	0	1	0	
15 Jordan Pacheco, R ERA: 5.03													0	0	0	0	0	0	0	
27 Ross Ohlendorf, R ERA: 5.03													0	0	0	0	0	0	0	
52 Tony Cingrani, L ERA: 3.86																				

Batter	1	2	3	4	5	6	7	8	9	AB	R	H	RBI	BB	SO	LOB	TOP
20 Rajai Davis, R OBP: 0.313, SLG: 0.423 1 Michael Martinez, S OBP: 0.375, SLG: 0.500	G6-3			G5-3		P6		K		3	0	0	0	0	0	0	Cleveland Indians @ Boston Red Sox Fenway Park, Boston, MA Sat May 21 2016, 4:06 PM - 7:23 PM EDT Att: 37,254 - Cloudy - 70 F
22 Jason Kipnis, L OBP: 0.330, SLG: 0.444 11 José Ramirez, S OBP: 0.352, SLG: 0.405	G4-3			G4-3		G3-1		G4-3		4	0	0	0	0	0	0	
12 Francisco Lindor, S OBP: 0.385, SLG: 0.432	G4-3			F8		E5		L8		4	0	0	0	0	0	0	
26 Mike Napoli, R OBP: 0.294, SLG: 0.432		K				K		K		4	0	0	0	0	4	1	
41 Carlos Santana, S OBP: 0.359, SLG: 0.482		G3				BB		HR		3	1	1	1	1	0	0	
6 Marlon Byrd, R OBP: 0.314, SLG: 0.402		K				BB		BB		2	0	0	0	2	1	0	
4 Juan Uribe, R OBP: 0.286, SLG: 0.287						BB		BB		4	0	1	0	0	3	3	
8 Lonnie Chisenhall, L OBP: 0.315, SLG: 0.333						BB		BB		2	0	0	0	1	2	1	
38 Chris Gimenez, R OBP: 0.211, SLG: 0.333						FC1-2		G5-3		3	0	0	0	0	0	3	
Inning Stats	R: 0 H: 0 E: 0 K: 0 S: 7	WLS: 0 BF: 12	H: 0 R: 0 ER: 0 SO: 0 S: 9	H: 0 R: 0 ER: 0 SO: 0 S: 9	H: 0 R: 0 ER: 0 SO: 0 S: 8	H: 0 R: 0 ER: 0 SO: 0 S: 8	H: 0 R: 0 ER: 0 SO: 0 S: 13	H: 0 R: 0 ER: 0 SO: 0 S: 11	H: 1 R: 0 ER: 0 SO: 0 S: 10	H: 0 R: 1 ER: 1 SO: 1 S: 12	1B: 0 2B: 1 3B: 0 HR: 1	SF: 0 SAC: 0 DP: 0 HBP: 0	WP: 0 PB: 0 SB: 0 CS: 0	PA: 34			
PITCHER	IP: 6.2 WLS: W BF: 25 ERA: 5.28	WLS: W BF: 25 ERA: 5.28	H: 1 R: 0 ER: 0 SO: 7 S: 1	H: 0 R: 0 ER: 0 SO: 2 S: 0	H: 0 R: 0 ER: 0 SO: 0 S: 0	H: 0 R: 0 ER: 0 SO: 0 S: 0	H: 0 R: 0 ER: 0 SO: 13 S: 17	H: 0 R: 0 ER: 0 SO: 17 S: 20	H: 1 R: 0 ER: 0 SO: 0 S: 13	H: 0 R: 0 ER: 0 SO: 0 S: 20	1B: 0 2B: 1 3B: 0 HR: 1	SF: 0 SAC: 0 DP: 0 HBP: 0	WP: 0 PB: 0 SB: 0 CS: 0	ERA: 0.00 WHIP: 0.600	ERA: 0.00 WHIP: 0.000	ERA: 9.00 WHIP: 2.000	

AB 30
R 1
H 2
RBI 1
BB 4
SO 11
LOB 8



Batter	1	2	3	4	5	6	7	8	9	AB	R	H	RBI	BB	SO	LOB	BOTTOM	
50 Mookie Betts, R OBP: 0.322, SLG: 0.500	G5-3			HR		F3				5	3	5	0	0	2	Cleveland Indians @ Boston Red Sox Fenway Park, Boston, MA Sat May 21 2016, 4:06 PM - 7:23 PM EDT Att: 37,254 - Cloudy - 70 F		
15 Dustin Pedroia, R OBP: 0.357, SLG: 0.471 41 Marco Hernández, L OBP: 0.333, SLG: 0.200	F9			G2-3				BB		3	1	1	0	2	0		0	
2 Xander Bogaerts, R OBP: 0.392, SLG: 0.492	G4-3			BB		F9		BB		5	1	2	1	0	0		3	
34 David Ortiz, L OBP: 0.391, SLG: 0.642 30 Chris Young, R OBP: 0.321, SLG: 0.451				G6-3		G3				4	0	2	0	0	0		0	
13 Hanley Ramirez, R OBP: 0.364, SLG: 0.460 32 Josh Rutledge, R OBP: 0.436, SLG: 0.543				BB		G6-3		K		4	0	2	2	0	0		1	
47 Travis Shaw, L OBP: 0.382, SLG: 0.544				BB		F7		BB		5	1	2	0	0	0		3	
25 Jackie Bradley Jr., L OBP: 0.411, SLG: 0.624				BB		G4-3		G4-3		2	1	1	0	3	0		1	
10 Ryan Hanigan, R OBP: 0.258, SLG: 0.232 7 Christian Vázquez, R OBP: 0.284, SLG: 0.342				BB		FC5-2		G5-3		2	0	0	0	0	0		5	
23 Blake Swihart, S OBP: 0.333, SLG: 0.208				G3		P6		BB		3	1	0	1	1	0	2		
Inning Stats	R: 0 H: 0 E: 0 K: 0 S: 8	WLS: L BF: 26	H: 1 R: 4 ER: 4 SO: 4 S: 10	H: 1 R: 4 ER: 4 SO: 4 S: 18	H: 5 R: 1 ER: 1 SO: 3 S: 21	H: 1 R: 1 ER: 0 SO: 0 S: 8	H: 0 R: 0 ER: 0 SO: 0 S: 8	H: 1 R: 0 ER: 0 SO: 3 S: 14	H: 4 R: 5 ER: 4 SO: 4 S: 24	H: 1 R: 0 ER: 0 SO: 0 S: 10	1B: 7 2B: 4 3B: 0 HR: 2	SF: 0 SAC: 0 DP: 0 HBP: 1	WP: 0 PB: 0 SB: 0 CS: 0	PA: 44				
PITCHER	IP: 5.0 WLS: L BF: 26 ERA: 2.84	IP: 5.0 WLS: L BF: 26 ERA: 2.84	H: 4 R: 4 ER: 4 SO: 4 S: 1	H: 4 R: 4 ER: 4 SO: 4 S: 1	H: 4 R: 4 ER: 4 SO: 4 S: 1	H: 0 R: 0 ER: 0 SO: 0 S: 0	H: 0 R: 0 ER: 0 SO: 0 S: 0	H: 3 R: 0 ER: 0 SO: 1 S: 15	H: 4 R: 5 ER: 4 SO: 4 S: 11	H: 0 R: 0 ER: 0 SO: 0 S: 0	1B: 7 2B: 4 3B: 0 HR: 2	SF: 0 SAC: 0 DP: 0 HBP: 1	WP: 0 PB: 0 SB: 0 CS: 0	ERA: 7.20 WHIP: 1.800	ERA: 0.00 WHIP: 1.000	ERA: 81.00 WHIP: 6.000	ERA: 54.00 WHIP: 9.000	ERA: 0.00 WHIP: 1.500

AB 37
R 9
H 13
RBI 9
BB 6
SO 1
LOB 23



Batter	1	2	3	4	5	6	7	8	9	AB	R	H	RBI	BB	SO	LOB	TOP				
41 Carlos Santana, S OBP: 0.354, SLG: 0.469	F7	22 1B		G3			L8		F7	4	0	0	0	1	0	1	Cleveland Indians @ Boston Red Sox Fenway Park, Boston, MA Sun May 22 2016, 1:37 PM - 4:58 PM EDT Att: 36,021 - Cloudy - 60 F				
22 Jason Kipnis, L OBP: 0.333, SLG: 0.446	12 1B	1B			F8		G3-1			4	0	2	2	0	0	0					
12 Francisco Lindor, S OBP: 0.363, SLG: 0.426		G4-3			G2-3		G4-3			4	0	1	0	0	0	2					
26 Mike Napoli, R OBP: 0.287, SLG: 0.420	K				K				L7	4	0	0	0	0	3	2					
11 José Ramírez, S OBP: 0.349, SLG: 0.400	P5				K		G3-1			4	0	1	0	0	1	2					
10 Yan Gomes, R OBP: 0.214, SLG: 0.374		F9		L8			F8		K	4	0	0	0	0	1	1					
8 Lonnie Chisenhall, L OBP: 0.312, SLG: 0.319		F7			G5-3		HBP		F7	3	0	0	0	0	0	1					
4 Juan Uribe, R OBP: 0.302, SLG: 0.317		41 PB 22 1B							K	3	1	2	0	1	1	0					
20 Rajai Davis, R OBP: 0.312, SLG: 0.413		41 PB 22 1B			K		K		K	3	1	0	0	0	3	3					
Inning Stats	R: 0 E: 0 K: 1 S: 14	H: 2 LOB: 2 BB: 0 P: 23	R: 2 E: 0 K: 0 S: 19	H: 2 LOB: 1 BB: 1 P: 33	R: 0 E: 0 K: 2 S: 10	H: 0 LOB: 0 BB: 0 P: 15	R: 0 E: 0 K: 1 S: 12	H: 1 LOB: 1 BB: 0 P: 18	R: 0 E: 0 K: 1 S: 9	H: 0 LOB: 0 BB: 0 P: 14	R: 0 E: 0 K: 0 S: 7	H: 0 LOB: 0 BB: 0 P: 11	R: 0 E: 0 K: 1 S: 12	H: 1 LOB: 1 BB: 0 P: 16	R: 0 E: 0 K: 2 S: 8	H: 0 LOB: 0 BB: 0 P: 9	1B: 4 2B: 2 3B: 0 HR: 0	SF: 0 SAC: 0 DP: 0 HBP: 2	WP: 0 PB: 1 SB: 0 CS: 0	PA: 37	
PITCHER	IP WLS BF H R ER SO BB IBB HBP BLK WP HR S P ERA WHIP	IP WLS BF H R ER SO BB IBB HBP BLK WP HR S P ERA WHIP	IP WLS BF H R ER SO BB IBB HBP BLK WP HR S P ERA WHIP	IP WLS BF H R ER SO BB IBB HBP BLK WP HR S P ERA WHIP	IP WLS BF H R ER SO BB IBB HBP BLK WP HR S P ERA WHIP	IP WLS BF H R ER SO BB IBB HBP BLK WP HR S P ERA WHIP	IP WLS BF H R ER SO BB IBB HBP BLK WP HR S P ERA WHIP	IP WLS BF H R ER SO BB IBB HBP BLK WP HR S P ERA WHIP	IP WLS BF H R ER SO BB IBB HBP BLK WP HR S P ERA WHIP	IP WLS BF H R ER SO BB IBB HBP BLK WP HR S P ERA WHIP	IP WLS BF H R ER SO BB IBB HBP BLK WP HR S P ERA WHIP	IP WLS BF H R ER SO BB IBB HBP BLK WP HR S P ERA WHIP	IP WLS BF H R ER SO BB IBB HBP BLK WP HR S P ERA WHIP	IP WLS BF H R ER SO BB IBB HBP BLK WP HR S P ERA WHIP	IP WLS BF H R ER SO BB IBB HBP BLK WP HR S P ERA WHIP	IP WLS BF H R ER SO BB IBB HBP BLK WP HR S P ERA WHIP	IP WLS BF H R ER SO BB IBB HBP BLK WP HR S P ERA WHIP	IP WLS BF H R ER SO BB IBB HBP BLK WP HR S P ERA WHIP	IP WLS BF H R ER SO BB IBB HBP BLK WP HR S P ERA WHIP	IP WLS BF H R ER SO BB IBB HBP BLK WP HR S P ERA WHIP	IP WLS BF H R ER SO BB IBB HBP BLK WP HR S P ERA WHIP

Batter	1	2	3	4	5	6	7	8	9	AB	R	H	RBI	BB	SO	LOB	BOTTOM				
50 Mookie Betts, R OBP: 0.324, SLG: 0.503	G5-3	2 1B 34 2B		K		2 1B 2B	F9			5	2	2	0	0	1	0	Cleveland Indians @ Boston Red Sox Fenway Park, Boston, MA Sun May 22 2016, 1:37 PM - 4:58 PM EDT Att: 36,021 - Cloudy - 60 F				
15 Dustin Pedroia, R OBP: 0.353, SLG: 0.460	2 1B 34 1B	L7		G4-3		P6		G5-3	4	1	0	0	1	0	2						
2 Xander Bogaerts, R OBP: 0.397, SLG: 0.495	34 1B 13 1B	34 2B		K		13 BB 2H		G6-3	5	1	3	1	0	1	0						
34 David Ortiz, L OBP: 0.408, SLG: 0.684	25 BB 13 1B					13 BB			4	1	4	3	1	0	0						
13 Hanley Ramirez, R OBP: 0.365, SLG: 0.455	25 BB	F7		K				K	4	0	1	1	1	2	3						
25 Jackie Bradley Jr., L OBP: 0.413, SLG: 0.618				K		23 1B		P5	3	0	1	0	1	1	3						
47 Travis Shaw, L OBP: 0.374, SLG: 0.530	K			F7		K		K	4	0	0	0	0	3	7						
23 Blake Swihart, S OBP: 0.353, SLG: 0.222	K							K	3	0	1	0	1	2	3						
7 Christian Vázquez, R OBP: 0.271, SLG: 0.325		G4-3		G5-3		K		L8	4	0	0	0	0	1	3						
Inning Stats	R: 2 E: 0 K: 2 S: 22	H: 3 LOB: 3 BB: 2 P: 40	R: 1 E: 0 K: 0 S: 20	H: 3 LOB: 2 BB: 0 P: 29	R: 0 E: 0 K: 1 S: 8	H: 0 LOB: 1 BB: 1 P: 12	R: 0 E: 0 K: 2 S: 13	H: 0 LOB: 0 BB: 0 P: 18	R: 1 E: 0 K: 3 S: 18	H: 3 LOB: 2 BB: 0 P: 28	R: 1 E: 0 K: 1 S: 14	H: 2 LOB: 3 BB: 2 P: 27	R: 0 E: 0 K: 1 S: 6	H: 0 LOB: 0 BB: 0 P: 9	R: 0 E: 0 K: 1 S: 8	H: 1 LOB: 1 BB: 0 P: 12	1B: 8 2B: 3 3B: 0 HR: 1	SF: 0 SAC: 0 DP: 0 HBP: 0	WP: 0 PB: 0 SB: 0 CS: 0	PA: 41	
PITCHER	IP WLS BF H R ER SO BB IBB HBP BLK WP HR S P ERA WHIP	IP WLS BF H R ER SO BB IBB HBP BLK WP HR S P ERA WHIP	IP WLS BF H R ER SO BB IBB HBP BLK WP HR S P ERA WHIP	IP WLS BF H R ER SO BB IBB HBP BLK WP HR S P ERA WHIP	IP WLS BF H R ER SO BB IBB HBP BLK WP HR S P ERA WHIP	IP WLS BF H R ER SO BB IBB HBP BLK WP HR S P ERA WHIP	IP WLS BF H R ER SO BB IBB HBP BLK WP HR S P ERA WHIP	IP WLS BF H R ER SO BB IBB HBP BLK WP HR S P ERA WHIP	IP WLS BF H R ER SO BB IBB HBP BLK WP HR S P ERA WHIP	IP WLS BF H R ER SO BB IBB HBP BLK WP HR S P ERA WHIP	IP WLS BF H R ER SO BB IBB HBP BLK WP HR S P ERA WHIP	IP WLS BF H R ER SO BB IBB HBP BLK WP HR S P ERA WHIP	IP WLS BF H R ER SO BB IBB HBP BLK WP HR S P ERA WHIP	IP WLS BF H R ER SO BB IBB HBP BLK WP HR S P ERA WHIP	IP WLS BF H R ER SO BB IBB HBP BLK WP HR S P ERA WHIP	IP WLS BF H R ER SO BB IBB HBP BLK WP HR S P ERA WHIP	IP WLS BF H R ER SO BB IBB HBP BLK WP HR S P ERA WHIP	IP WLS BF H R ER SO BB IBB HBP BLK WP HR S P ERA WHIP	IP WLS BF H R ER SO BB IBB HBP BLK WP HR S P ERA WHIP	IP WLS BF H R ER SO BB IBB HBP BLK WP HR S P ERA WHIP	IP WLS BF H R ER SO BB IBB HBP BLK WP HR S P ERA WHIP

AB 33
R 2
H 6
RBI 2
BB 2
SO 9
LOB 12



AB 36
R 5
H 12
RBI 5
BB 5
SO 11
LOB 21

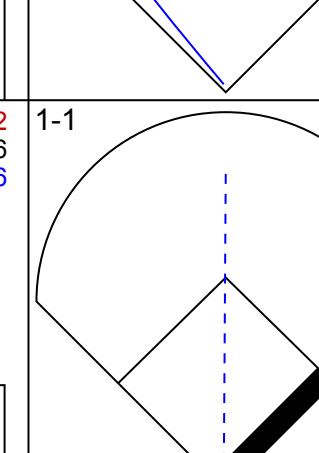
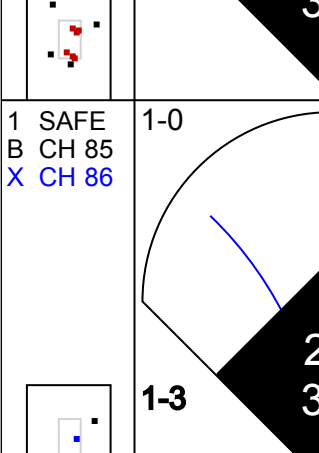
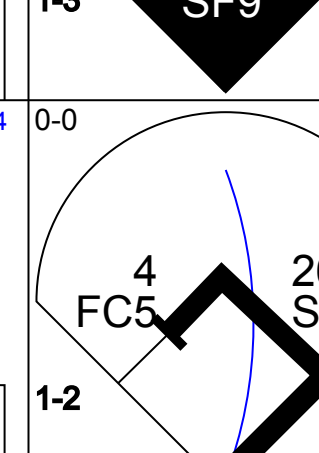


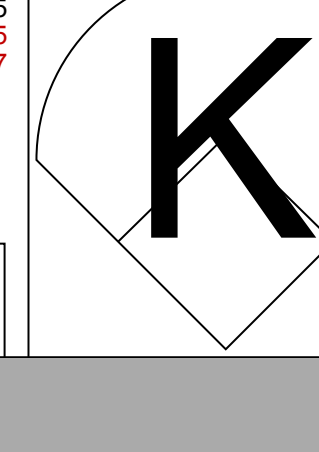
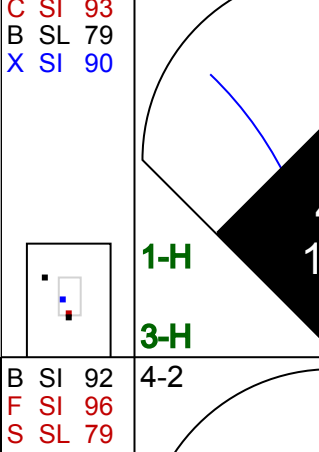
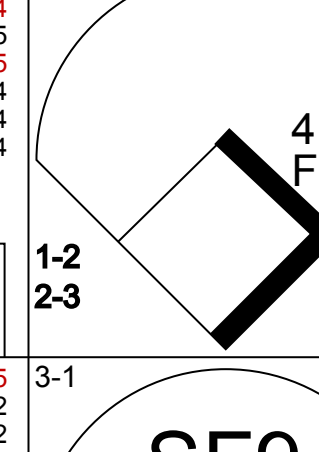
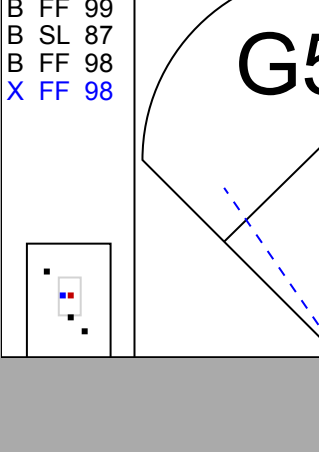
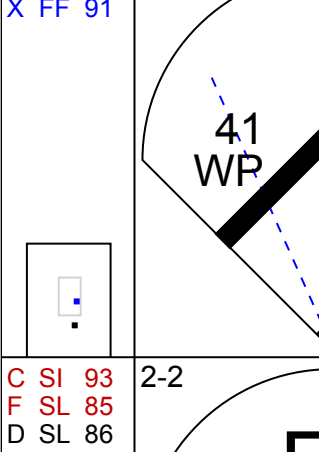

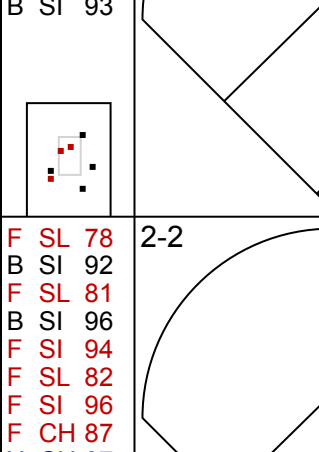
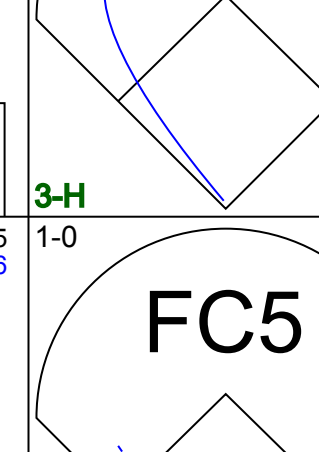

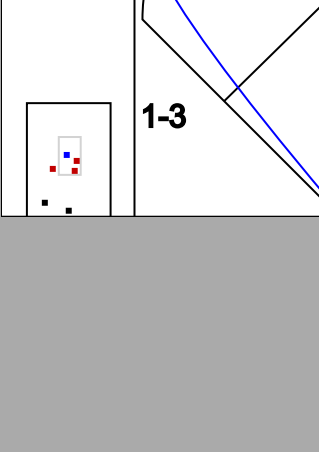

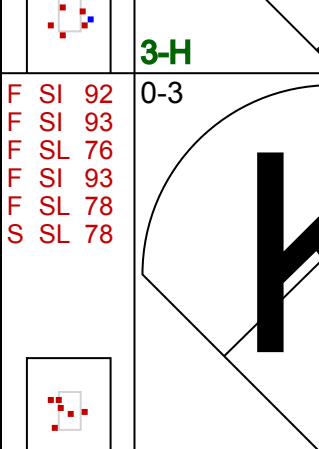



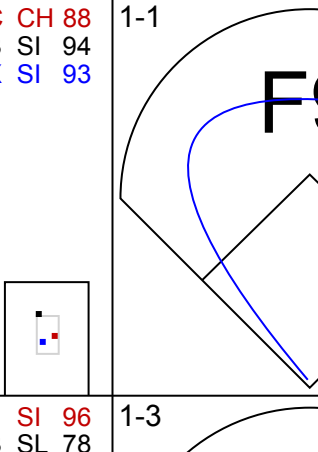
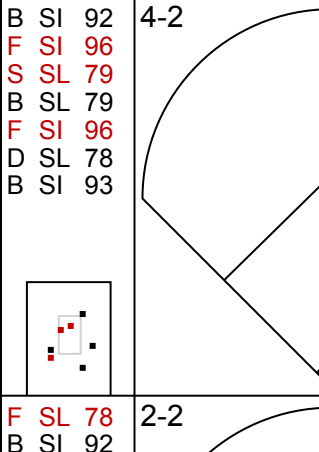
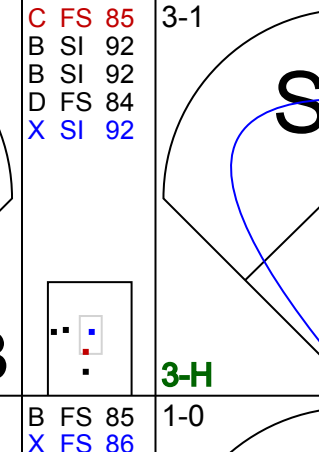
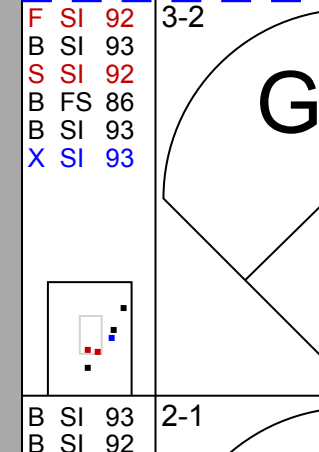
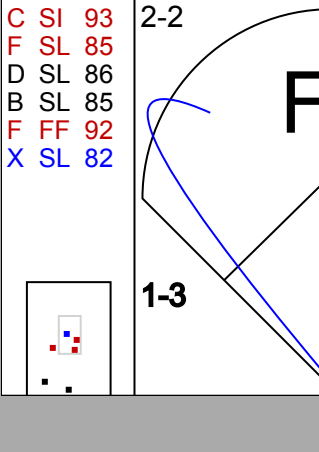

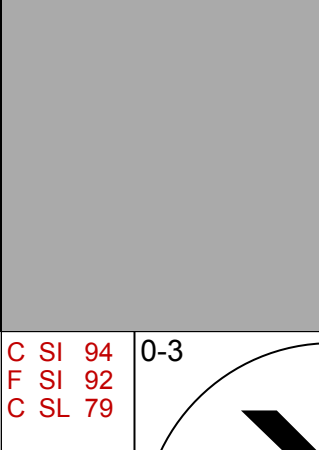
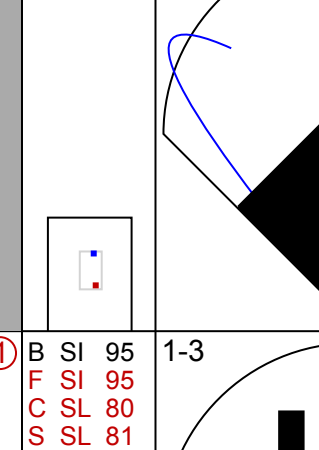


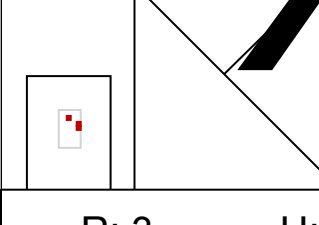
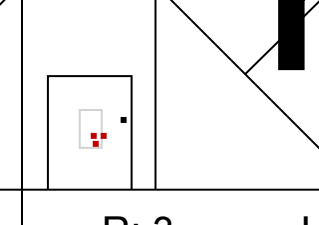


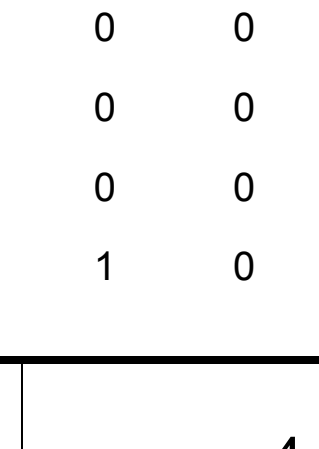


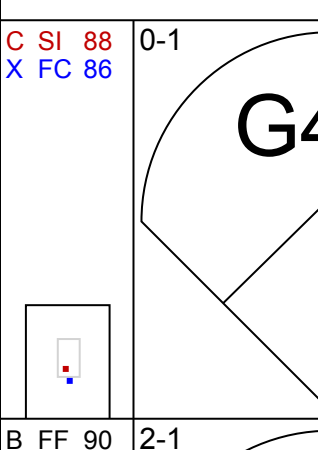

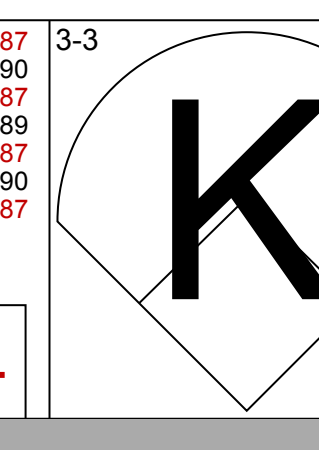
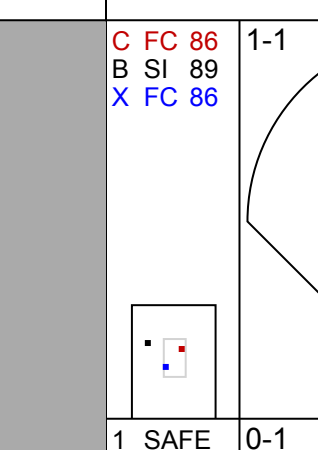


Batter	1	2	3	4	5	6	7	8	9	AB	R	H	RBI	BB	SO	LOB	TOP										
41 Carlos Santana, S OBP: 0.350, SLG: 0.456	P1		G3		G4-3			G4-3		4	1	0	0	1	0	3	Cleveland Indians @ Chicago White Sox U.S. Cellular Field, Chicago, IL Mon May 23 2016, 5:11 PM - 8:20 PM EDT Clear - 82 F										
22 Jason Kipnis, L OBP: 0.332, SLG: 0.447	F7		G5-3		G3			G4-3		4	1	1	0	0	0	2											
12 Francisco Lindor, S OBP: 0.374, SLG: 0.416	G5-3			G6-3				L6		4	0	0	0	0	0	3											
26 Mike Napoli, R OBP: 0.292, SLG: 0.438		HR			FC5-4			G5-3		3	1	1	2	1	1	1											
11 José Ramírez, S OBP: 0.346, SLG: 0.420		K		FC5-4				K		4	1	1	2	0	2	1											
10 Yan Gomes, R OBP: 0.287, SLG: 0.362		G6-3			K			F8		4	0	0	0	0	2	1											
8 Lonnie Chisenhall, L OBP: 0.316, SLG: 0.334										2	1	1	0	0	0	0											
20 Rajai Davis, R OBP: 0.314, SLG: 0.409										1	0	0	0	1	0	0											
6 Marlon Byrd, R OBP: 0.321, SLG: 0.432										3	1	1	2	1	1	1											
1 Michael Martínez, S OBP: 0.417, SLG: 0.667										4	0	2	0	0	1	2											
Inning Stats	R: 0 E: 0 K: 0 S: 6	H: 0 LOB: 0 BB: 0 P: 9	R: 1 E: 0 K: 1 S: 10	H: 1 LOB: 0 BB: 0 P: 15	R: 0 E: 0 K: 0 S: 7	H: 1 LOB: 1 BB: 0 P: 9	R: 0 E: 0 K: 1 S: 12	H: 0 LOB: 1 BB: 1 P: 18	R: 2 E: 0 K: 0 S: 13	H: 3 LOB: 1 BB: 0 P: 19	R: 0 E: 0 K: 2 S: 10	H: 0 LOB: 0 BB: 1 P: 13	R: 0 E: 0 K: 0 S: 5	H: 0 LOB: 0 BB: 1 P: 13	R: 3 E: 0 K: 1 S: 20	H: 2 LOB: 0 BB: 1 P: 33	R: 0 E: 0 K: 2 S: 10	H: 0 LOB: 1 BB: 1 P: 22	1B: 1 2B: 3 3B: 0 HR: 3	SF: 0 SAC: 0 DP: 1 HBP: 0	WP: 0 PB: 0 SB: 1 CS: 0	PA: 37					
PITCHER	IP	WLS	BF	H	R	ER	SO	BB	IBB	HBP	BLK	WP	HR	S	P	ERA	WHIP										
38 Mat Latos, R ERA: 4.06	6.0	W	24	5	3	3	4	1	0	0	0	0	2	58	83	4.50	1.000										
33 Zach Duke, L ERA: 3.73	1.0	H	5	1	2	2	0	2	0	0	0	0	0	10	25	18.00	3.000										
34 Matt Albers, R ERA: 3.6	0.2	H	3	1	1	1	0	0	0	0	0	0	1	11	14	13.50	1.500										
65 Nate Jones, R ERA: 2.0	0.1	H	1	0	0	0	1	0	0	0	0	0	0	4	7	0.00	0.000										
30 David Robertson, R ERA: 0.95	1.0	S	4	0	0	0	2	1	0	0	0	0	0	10	22	0.00	1.000										

Batter	1	2	3	4	5	6	7	8	9	AB	R	H	RBI	BB	SO	LOB	BOTTOM										
1 Adam Eaton, L OBP: 0.383, SLG: 0.417	K		G4-3		G4-3		SH5-3	G4-3		4	0	0	0	0	1	5	Cleveland Indians @ Chicago White Sox U.S. Cellular Field, Chicago, IL Mon May 23 2016, 5:11 PM - 8:20 PM EDT Clear - 82 F										
7 Jimmy Rollins, S OBP: 0.332, SLG: 0.349	G4-3		21 WP		F7		K2-3	K		5	0	1	1	0	2	2											
21 Todd Frazier, R OBP: 0.332, SLG: 0.515	HR		BB		15 HR		G5-3	79 2B		3	2	2	1	2	0	2											
53 Melky Cabrera, S OBP: 0.369, SLG: 0.411	G4-3		L6		15 HR		E8	K		4	1	0	0	1	1	3											
79 José Abreu, R OBP: 0.315, SLG: 0.397		L7	P4		F6		E4	2B		5	1	1	0	0	0	5											
15 Brett Lawrie, R OBP: 0.353, SLG: 0.450					27 1B		10 BB	27 BB		2	2	2	3	3	0	0											
5 Yolmer Sánchez, S OBP: 0.214, SLG: 0.192					10 BB		10 BB	27 BB		5	0	0	0	0	2	8											
27 Dioner Navarro, S OBP: 0.282, SLG: 0.383					G3-1		SH5-3	10 BB		3	0	1	0	1	1	2											
10 Austin Jackson, R OBP: 0.307, SLG: 0.327					G4-3		SH5-3	10 BB		3	1	3	2	1	0	0											
Inning Stats	R: 1 E: 0 K: 1 S: 8	H: 1 LOB: 0 BB: 0 P: 13	R: 0 E: 0 K: 2 S: 10	H: 0 LOB: 1 BB: 1 P: 18	R: 1 E: 0 K: 0 S: 10	H: 2 LOB: 2 BB: 1 P: 21	R: 1 E: 0 K: 1 S: 13	H: 2 LOB: 1 BB: 0 P: 19	R: 3 E: 0 K: 0 S: 10	H: 2 LOB: 0 BB: 1 P: 23	R: 0 E: 0 K: 1 S: 9	H: 2 LOB: 2 BB: 0 P: 14	R: 1 E: 2 K: 0 S: 13	H: 0 LOB: 3 BB: 3 P: 26	R: 0 E: 0 K: 2 S: 13	H: 1 LOB: 3 BB: 2 P: 26		1B: 6 2B: 3 3B: 0 HR: 2	SF: 0 SAC: 1 DP: 1 HBP: 0	WP: 1 PB: 0 SB: 2 CS: 0	PA: 43						
PITCHER	IP	WLS	BF	H	R	ER	SO	BB	IBB	HBP	BLK	WP	HR	S	P	ERA	WHIP										
52 Mike Clevinger, R ERA: 8.71	5.0	L	25	7	6	6	4	3	0	0	0	1	2	51	94	10.80	2.000										
61 Dan Otero, R ERA: 1.0	1.2		10	2	1	0	1	2	0	0	0	0	0	19	33	0.00	2.400										
49 Austin Adams, R ERA:	1.1		8	1	0	0	2	2	1	0	0	0	0	16	33	0.00	2.250										

Batter	1	2	3	4	5	6	7	8	9	AB R H RBI BB SO LOB	TOP											
20 Rajai Davis, R OBP: 0.319, SLG: 0.431										3 1 1 2 1 1 0	Cleveland Indians @ Chicago White Sox U.S. Cellular Field, Chicago, IL Mon May 23 2016, 9:02 PM - 11:39 PM EDT Att: 18,323 - Sunny - 74 F											
22 Jason Kipnis, L OBP: 0.330, SLG: 0.443										4 0 1 1 0 1 0												
12 Francisco Lindor, S OBP: 0.366, SLG: 0.496										4 0 0 0 0 0 2												
41 Carlos Santana, S OBP: 0.348, SLG: 0.458										4 0 1 0 0 1 0												
11 José Ramírez, S OBP: 0.343, SLG: 0.439										4 1 1 1 0 1 1												
4 Juan Uribe, R OBP: 0.306, SLG: 0.346										3 1 1 1 1 0 1												
8 Lonnie Chisenhall, L OBP: 0.325, SLG: 0.334										3 1 1 0 1 0 0												
38 Chris Gimenez, R OBP: 0.217, SLG: 0.318										4 1 1 0 0 0 3												
1 Michael Martínez, S OBP: 0.313, SLG: 0.500										4 0 0 0 0 1 2												
Inning Stats	R: 0 E: 0 K: 2 S: 8	H: 0 LOB: 0 BB: 0 P: 10	R: 1 E: 0 K: 0 S: 10	H: 1 LOB: 1 BB: 2 P: 20	R: 0 E: 0 K: 0 S: 8	H: 0 LOB: 0 BB: 0 P: 13	R: 0 E: 0 K: 1 S: 11	H: 1 LOB: 1 BB: 0 P: 15	R: 2 E: 0 K: 1 S: 11	H: 2 LOB: 0 BB: 0 P: 15	R: 0 E: 0 K: 1 S: 11	H: 0 LOB: 0 BB: 0 P: 20	R: 2 E: 0 K: 0 S: 14	H: 3 LOB: 2 BB: 1 P: 21	R: 0 E: 0 K: 0 S: 7	H: 0 LOB: 0 BB: 0 P: 11	R: 0 E: 0 K: 0 S: 6	H: 0 LOB: 0 BB: 0 P: 9	1B: 3 2B: 1 3B: 0 HR: 3	SF: 0 SAC: 0 DP: 1 HBP: 0	WP: 0 PB: 0 SB: 0 CS: 0	PA: 36
PITCHER	IP WLS BF H R ER SO BB IBB HBP BLK WP HR S P ERA WHIP	PITCHER IP WLS BF H R ER SO BB IBB HBP BLK WP HR S P ERA WHIP																				
45 Erik Johnson, R ERA: 6.94	6.2 L 28 6 5 5 5 3 0 0 0 0 0 3 70 111 6.75 1.350																					
64 Matt Purke, L ERA:	2.1 8 1 0 0 0 0 0 0 0 0 0 0 16 23 0.00 0.429																					


Batter	1	2	3	4	5	6	7	8	9	AB R H RBI BB SO LOB	BOTTOM											
1 Adam Eaton, L OBP: 0.376, SLG: 0.408										4 0 0 0 0 2 1	Cleveland Indians @ Chicago White Sox U.S. Cellular Field, Chicago, IL Mon May 23 2016, 9:02 PM - 11:39 PM EDT Att: 18,323 - Sunny - 74 F											
18 Tyler Saladino, R OBP: 0.287, SLG: 0.333										4 0 0 0 0 2 1												
21 Todd Frazier, R OBP: 0.335, SLG: 0.521										4 1 2 0 0 0 1												
53 Melky Cabrera, S OBP: 0.372, SLG: 0.413										4 0 2 1 0 0 0												
79 José Abreu, R OBP: 0.308, SLG: 0.388										4 0 0 0 0 2 3												
15 Brett Lawrie, R OBP: 0.351, SLG: 0.442										3 0 0 0 1 1 0												
31 Alex Avila, L OBP: 0.323, SLG: 0.226										4 0 0 0 0 3 1												
26 Avisail García, R OBP: 0.314, SLG: 0.411										3 0 1 0 0 0 0												
10 Austin Jackson, R OBP: 0.307, SLG: 0.340										3 0 1 0 0 1 1												
Inning Stats	R: 0 E: 0 K: 1 S: 11	H: 2 LOB: 2 BB: 0 P: 18	R: 0 E: 0 K: 0 S: 10	H: 1 LOB: 1 BB: 0 P: 13	R: 1 E: 1 K: 3 S: 14	H: 2 LOB: 1 BB: 0 P: 22	R: 0 E: 0 K: 2 S: 9	H: 0 LOB: 0 BB: 0 P: 14	R: 0 E: 0 K: 1 S: 8	H: 0 LOB: 0 BB: 0 P: 10	R: 0 E: 0 K: 1 S: 5	H: 0 LOB: 0 BB: 0 P: 8	R: 0 E: 0 K: 1 S: 6	H: 0 LOB: 0 BB: 0 P: 9	R: 0 E: 0 K: 1 S: 20	H: 1 LOB: 1 BB: 0 P: 29	R: 0 E: 0 K: 1 S: 11	H: 0 LOB: 1 BB: 1 P: 19	1B: 4 2B: 1 3B: 1 HR: 0	SF: 0 SAC: 0 DP: 0 HBP: 0	WP: 1 PB: 0 SB: 0 CS: 0	PA: 34
PITCHER	IP WLS BF H R ER SO BB IBB HBP BLK WP HR S P ERA WHIP	PITCHER IP WLS BF H R ER SO BB IBB HBP BLK WP HR S P ERA WHIP																				
56 Cody Anderson, R ERA: 6.81	7.0 W 26 7 1 1 9 0 0 0 0 0 1 0 20 29 0.00 1.000																					
27 Bryan Shaw, R ERA: 5.21	1.0 4 1 0 0 1 0 0 0 0 0 1 0 20 29 0.00 1.000																					
37 Cody Allen, R ERA: 3.92	1.0 4 0 0 0 1 1 0 0 0 0 0 0 11 19 0.00 1.000																					

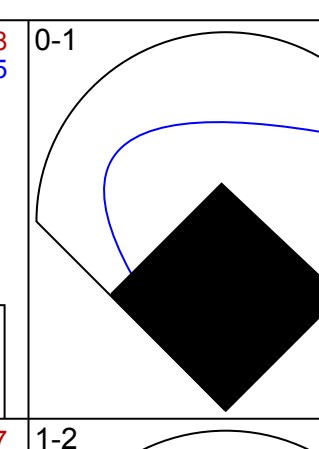
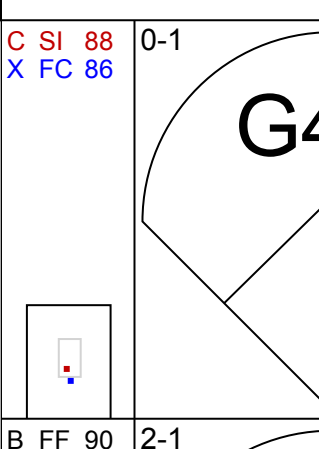
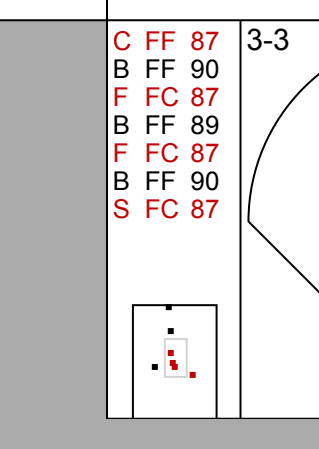
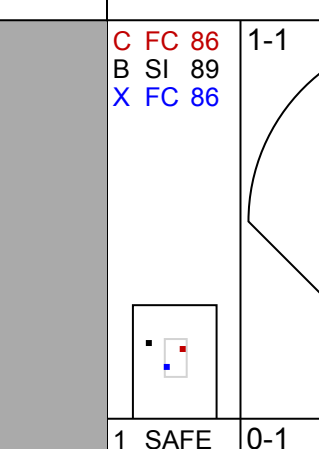
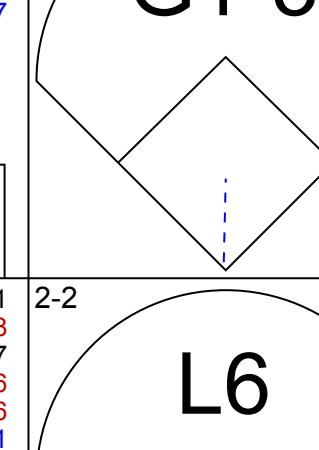
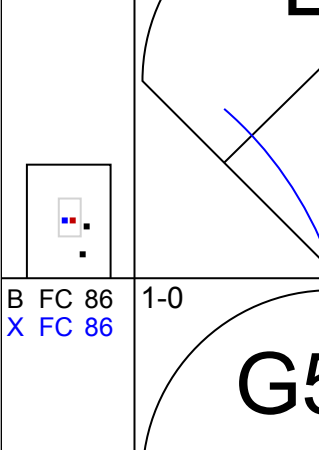
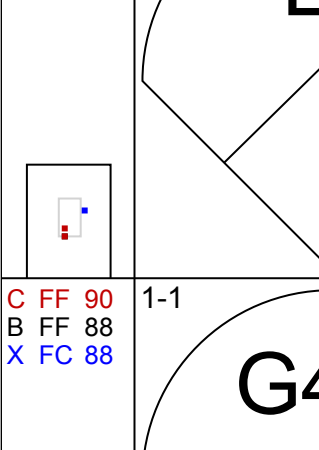
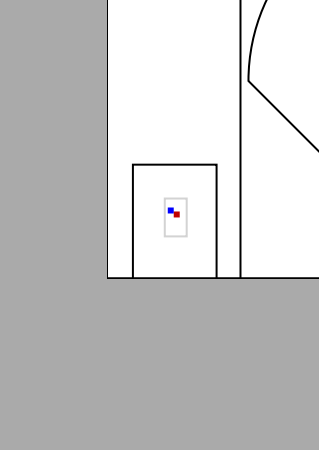
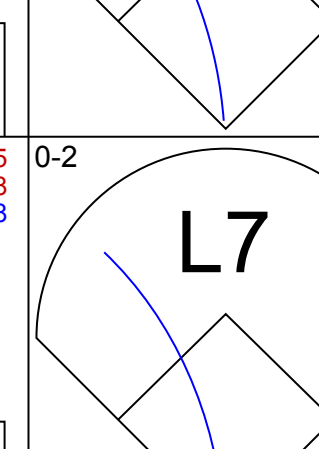
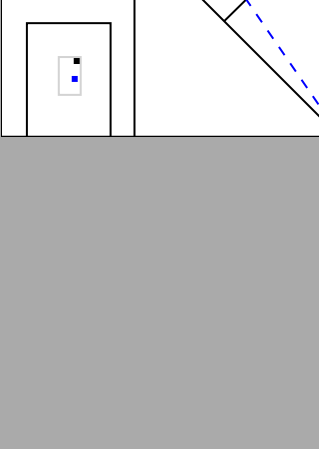
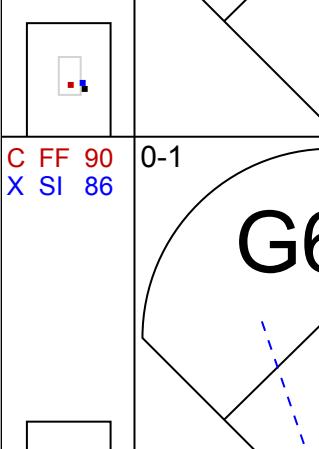
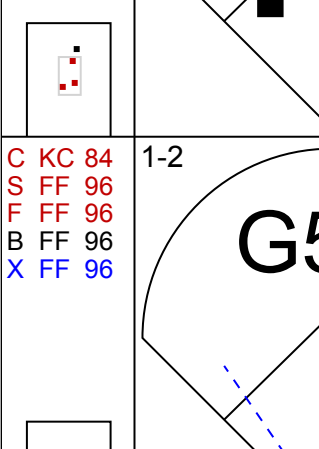

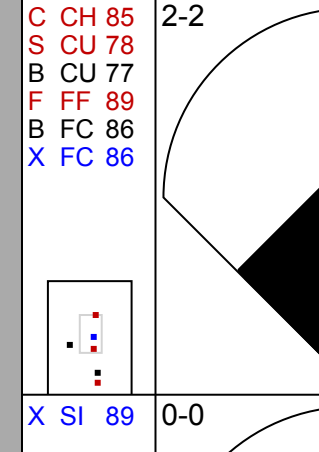

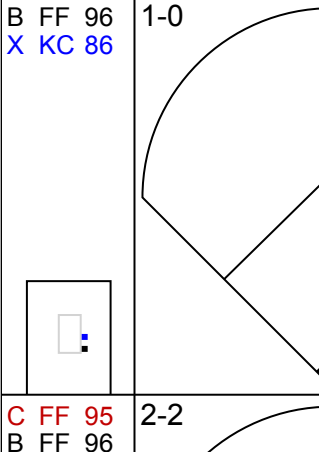
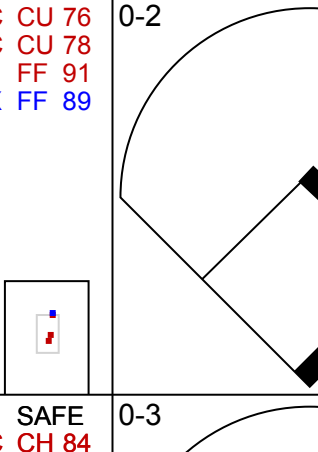
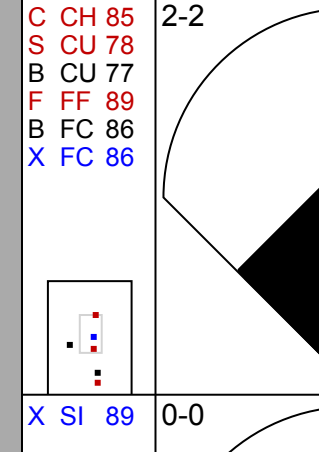
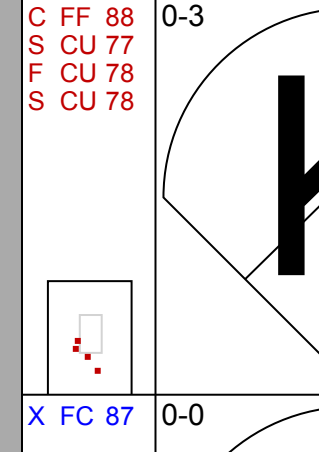
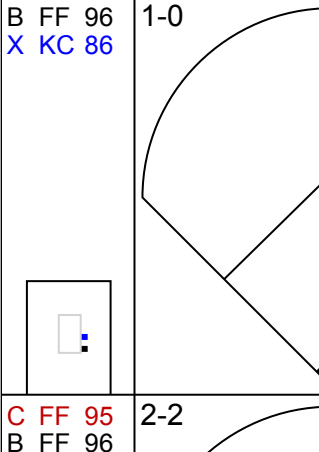
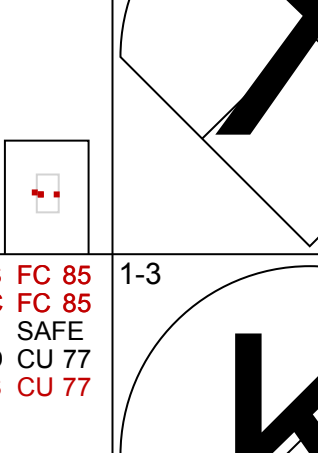
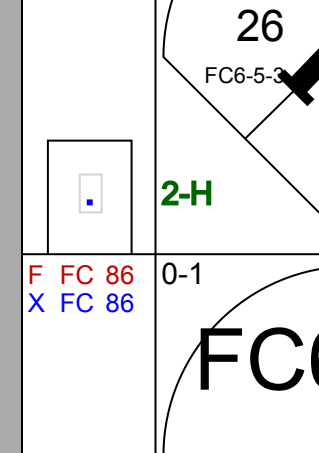
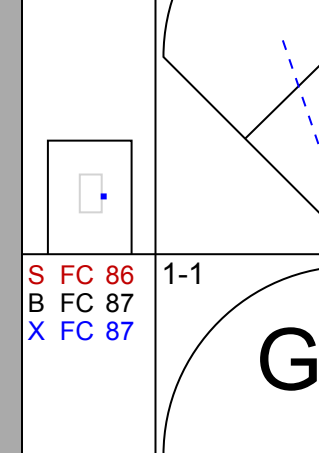
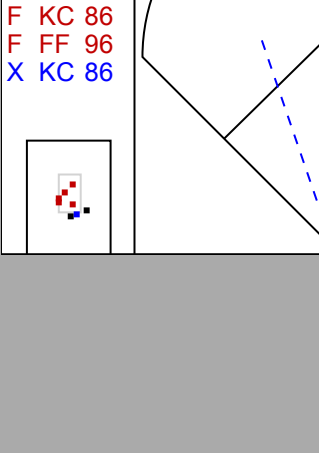
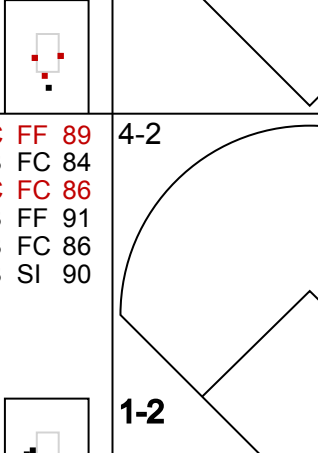
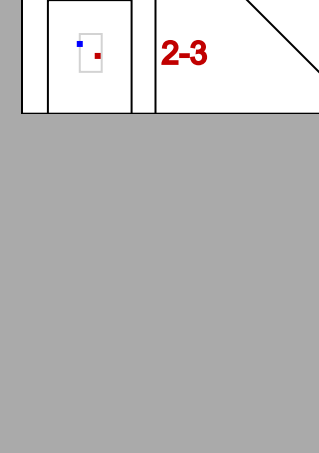

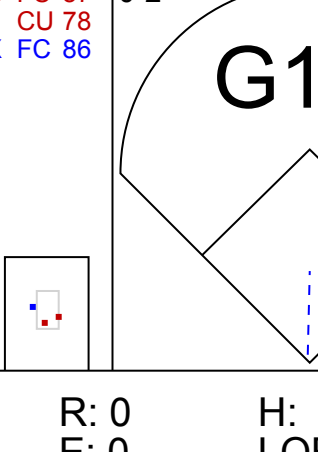
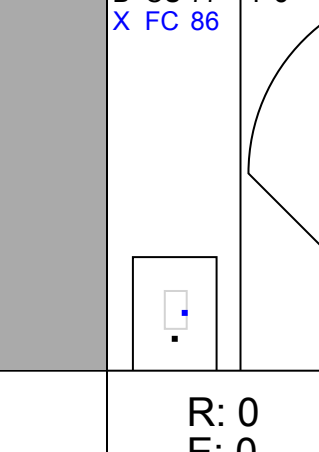
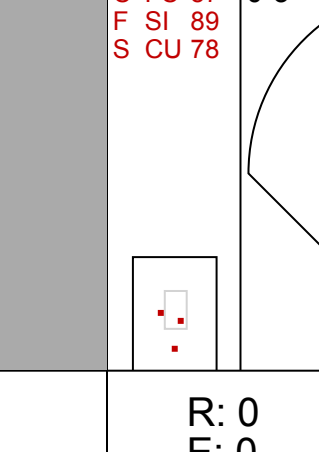
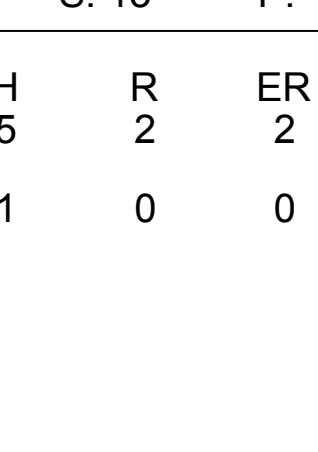
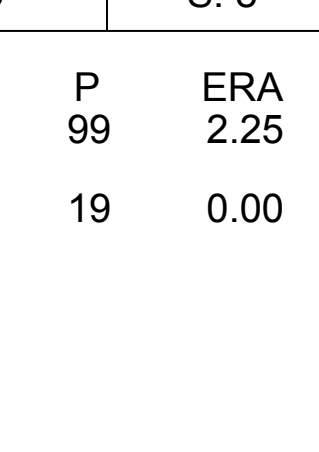
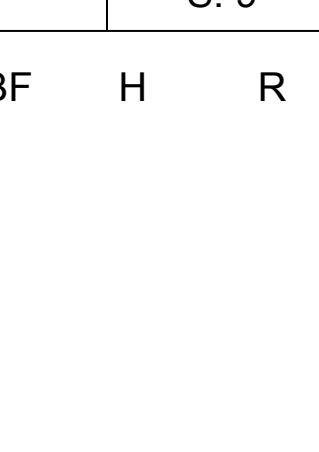
Batter	1	2	3	4	5	6	7	8	9	AB	R	H	RBI	BB	SO	LOB	TOP						
20 Rajai Davis, R OBP: 0.315, SLG: 0.418										4	1	0	0	1	1	1							
11 José Ramírez, S OBP: 0.345, SLG: 0.429										3	2	0	0	2	0	0							
12 Francisco Lindor, S OBP: 0.372, SLG: 0.413										5	1	3	1	0	0	0							
26 Mike Napoli, R OBP: 0.301, SLG: 0.452										4	1	2	2	1	1	1							
41 Carlos Santana, S OBP: 0.314, SLG: 0.449										3	0	0	1	1	0	1							
4 Juan Uribe, R OBP: 0.315, SLG: 0.351										4	0	2	1	0	1	2							
6 Marlon Byrd, R OBP: 0.319, SLG: 0.424										4	0	1	0	0	2	3							
38 Chris Gimenez, R OBP: 0.259, SLG: 0.462										4	1	2	1	0	1	1							
1 Michael Martinez, S OBP: 0.250, SLG: 0.400										4	0	0	0	0	2	1							
Inning Stats	R: 0 H: 1 E: 0 K: 2 S: 10	H: 1 LOB: 1 BB: 0 P: 14	R: 0 H: 1 E: 0 K: 2 S: 10	H: 1 LOB: 1 BB: 0 P: 13	R: 3 H: 3 E: 0 K: 2 S: 30	H: 3 LOB: 2 BB: 2 P: 43	R: 3 H: 2 E: 0 K: 1 S: 16	H: 2 LOB: 2 BB: 3 P: 33	R: 0 H: 1 E: 0 K: 1 S: 9	H: 1 LOB: 1 BB: 0 P: 15	R: 0 H: 0 E: 0 K: 0 S: 6	H: 0 LOB: 0 BB: 0 P: 10	R: 0 H: 1 E: 0 K: 0 S: 6	H: 1 LOB: 0 BB: 0 P: 12	R: 0 H: 0 E: 0 K: 0 S: 7	H: 0 LOB: 0 BB: 0 P: 9	R: 0 H: 1 E: 0 K: 0 S: 11	H: 1 LOB: 1 BB: 0 P: 18	1B: 8 2B: 0 3B: 1 HR: 1	SF: 1 SAC: 0 DP: 1 HBP: 0	WP: 2 PB: 0 SB: 3 CS: 0	PA: 41	
PITCHER	IP WLS BF H R ER SO BB IBB HBP BLK WP HR S P ERA WHIP	IP WLS BF H R ER SO BB IBB HBP BLK WP HR S P ERA WHIP	IP WLS BF H R ER SO BB IBB HBP BLK WP HR S P ERA WHIP	IP WLS BF H R ER SO BB IBB HBP BLK WP HR S P ERA WHIP	IP WLS BF H R ER SO BB IBB HBP BLK WP HR S P ERA WHIP	IP WLS BF H R ER SO BB IBB HBP BLK WP HR S P ERA WHIP	IP WLS BF H R ER SO BB IBB HBP BLK WP HR S P ERA WHIP	IP WLS BF H R ER SO BB IBB HBP BLK WP HR S P ERA WHIP	IP WLS BF H R ER SO BB IBB HBP BLK WP HR S P ERA WHIP	IP WLS BF H R ER SO BB IBB HBP BLK WP HR S P ERA WHIP	IP WLS BF H R ER SO BB IBB HBP BLK WP HR S P ERA WHIP	IP WLS BF H R ER SO BB IBB HBP BLK WP HR S P ERA WHIP	IP WLS BF H R ER SO BB IBB HBP BLK WP HR S P ERA WHIP	IP WLS BF H R ER SO BB IBB HBP BLK WP HR S P ERA WHIP	IP WLS BF H R ER SO BB IBB HBP BLK WP HR S P ERA WHIP	IP WLS BF H R ER SO BB IBB HBP BLK WP HR S P ERA WHIP	IP WLS BF H R ER SO BB IBB HBP BLK WP HR S P ERA WHIP	IP WLS BF H R ER SO BB IBB HBP BLK WP HR S P ERA WHIP	IP WLS BF H R ER SO BB IBB HBP BLK WP HR S P ERA WHIP	IP WLS BF H R ER SO BB IBB HBP BLK WP HR S P ERA WHIP	IP WLS BF H R ER SO BB IBB HBP BLK WP HR S P ERA WHIP	IP WLS BF H R ER SO BB IBB HBP BLK WP HR S P ERA WHIP	IP WLS BF H R ER SO BB IBB HBP BLK WP HR S P ERA WHIP

Cleveland Indians @ Chicago White Sox
U.S. Cellular Field, Chicago, IL
Tue May 24 2016, 8:11 PM - 11:01 PM EDT
Att: 21,550 - Clear - 72 F

livebaseballscorecards.com

AB 35
R 6
H 10
RBI 6
BB 5
SO 8
LOB 10




Batter	1	2	3	4	5	6	7	8	9	AB	R	H	RBI	BB	SO	LOB	BOTTOM						
1 Adam Eaton, L OBP: 0.378, SLG: 0.426										4	1	2	1	0	1	0							
10 Austin Jackson, R OBP: 0.300, SLG: 0.331										4	0	0	0	0	0	1							
21 Todd Frazier, R OBP: 0.328, SLG: 0.509										4	0	0	0	0	1	0							
53 Melky Cabrera, S OBP: 0.364, SLG: 0.403										4	0	0	0	0	0	0							
79 José Abreu, R OBP: 0.317, SLG: 0.407										4	1	3	0	0	1	0							
15 Brett Lawrie, R OBP: 0.349, SLG: 0.443										4	0	1	1	0	1	2							
26 Avisail García, R OBP: 0.307, SLG: 0.402										3	0	0	0	0	1	2							
31 Alex Avila, L OBP: 0.324, SLG: 0.218										2	0	0	0	1	1	0							
18 Tyler Saladino, R OBP: 0.254, SLG: 0.317										3	0	0	0	0	1	2							
Inning Stats	R: 1 H: 1 E: 0 K: 0 S: 13	H: 1 LOB: 0 BB: 0 P: 16	R: 0 H: 1 E: 0 K: 2 S: 15	H: 1 LOB: 2 BB: 1 P: 20	R: 0 H: 0 E: 0 K: 0 S: 5	H: 0 LOB: 0 BB: 0 P: 8	R: 1 H: 2 E: 0 K: 0 S: 12	H: 2 LOB: 0 BB: 0 P: 15	R: 0 H: 0 E: 0 K: 2 S: 8	H: 0 LOB: 0 BB: 0 P: 13	R: 0 H: 0 E: 0 K: 0 S: 7	H: 0 LOB: 0 BB: 0 P: 9	R: 0 H: 0 E: 0 K: 1 S: 7	H: 0 LOB: 0 BB: 0 P: 8	R: 0 H: 1 E: 0 K: 1 S: 9	H: 1 LOB: 1 BB: 0 P: 10	R: 0 H: 1 E: 0 K: 1 S: 14	H: 1 LOB: 1 BB: 0 P: 19	1B: 2 2B: 4 3B: 0 HR: 1	SF: 0 SAC: 0 DP: 1 HBP: 0	WP: 0 PB: 0 SB: 0 CS: 0	PA: 33	
PITCHER	IP WLS BF H R ER SO BB IBB HBP BLK WP HR S P ERA WHIP	IP WLS BF H R ER SO BB IBB HBP BLK WP HR S P ERA WHIP	IP WLS BF H R ER SO BB IBB HBP BLK WP HR S P ERA WHIP	IP WLS BF H R ER SO BB IBB HBP BLK WP HR S P ERA WHIP	IP WLS BF H R ER SO BB IBB HBP BLK WP HR S P ERA WHIP	IP WLS BF H R ER SO BB IBB HBP BLK WP HR S P ERA WHIP	IP WLS BF H R ER SO BB IBB HBP BLK WP HR S P ERA WHIP	IP WLS BF H R ER SO BB IBB HBP BLK WP HR S P ERA WHIP	IP WLS BF H R ER SO BB IBB HBP BLK WP HR S P ERA WHIP	IP WLS BF H R ER SO BB IBB HBP BLK WP HR S P ERA WHIP	IP WLS BF H R ER SO BB IBB HBP BLK WP HR S P ERA WHIP	IP WLS BF H R ER SO BB IBB HBP BLK WP HR S P ERA WHIP	IP WLS BF H R ER SO BB IBB HBP BLK WP HR S P ERA WHIP	IP WLS BF H R ER SO BB IBB HBP BLK WP HR S P ERA WHIP	IP WLS BF H R ER SO BB IBB HBP BLK WP HR S P ERA WHIP	IP WLS BF H R ER SO BB IBB HBP BLK WP HR S P ERA WHIP	IP WLS BF H R ER SO BB IBB HBP BLK WP HR S P ERA WHIP	IP WLS BF H R ER SO BB IBB HBP BLK WP HR S P ERA WHIP	IP WLS BF H R ER SO BB IBB HBP BLK WP HR S P ERA WHIP	IP WLS BF H R ER SO BB IBB HBP BLK WP HR S P ERA WHIP	IP WLS BF H R ER SO BB IBB HBP BLK WP HR S P ERA WHIP	IP WLS BF H R ER SO BB IBB HBP BLK WP HR S P ERA WHIP	IP WLS BF H R ER SO BB IBB HBP BLK WP HR S P ERA WHIP

Cleveland Indians @ Chicago White Sox
U.S. Cellular Field, Chicago, IL
Tue May 24 2016, 8:11 PM - 11:01 PM EDT
Att: 21,550 - Clear - 72 F

livebaseballscorecards.com

AB 32
R 2
H 6
RBI 2
BB 1
SO 7
LOB 7



Batter	1	2	3	4	5	6	7	8	9	AB	R	H	RBI	BB	SO	LOB	TOP			
10 Adam Jones, R OBP: 0.291, SLG: 0.364										5	1	3	0	0	0	0	Baltimore Orioles @ Cleveland Indians Progressive Field, Cleveland, OH Fri May 27 2016, 7:12 PM - 10:20 PM EDT Att: 21,054 - Partly Cloudy - 72 F			
25 Hyun Soo Kim, L OBP: 0.489, SLG: 0.487										3	1	0	0	0	1	1				
23 Joey Rickard, R OBP: 0.305, SLG: 0.363											5	2	4	1	0	0				
13 Manny Machado, R OBP: 0.397, SLG: 0.634											4	1	1	1	1	2				
19 Chris Davis, L OBP: 0.345, SLG: 0.459											4	1	1	1	1	2				
45 Mark Trumbo, R OBP: 0.335, SLG: 0.568										4	1	2	2	1	1	3				
14 Nolan Reimold, R OBP: 0.335, SLG: 0.471										4	0	1	0	0	1	4				
6 Jonathan Schoop, R OBP: 0.295, SLG: 0.476										4	0	2	2	0	0	2				
3 Ryan Flaherty, L OBP: 0.266, SLG: 0.193										4	0	0	0	0	1	3				
36 Caleb Joseph, R OBP: 0.239, SLG: 0.210										4	0	0	0	0	0	0				
Inning Stats	R: 3 H: 3 E: 0 K: 2 S: 21	H: 3 LOB: 2 BB: 1 P: 32	R: 0 H: 2 E: 0 K: 1 S: 12	H: 2 LOB: 2 BB: 0 P: 15	R: 0 H: 2 E: 0 K: 0 S: 6	LOB: 2 BB: 0 P: 11	R: 0 H: 0 E: 0 K: 0 S: 7	H: 0 LOB: 0 BB: 0 P: 12	R: 0 H: 0 E: 0 K: 1 S: 12	H: 0 LOB: 0 BB: 0 P: 19	R: 3 H: 3 E: 0 K: 1 S: 16	H: 3 LOB: 1 BB: 0 P: 23	R: 0 H: 1 E: 0 K: 1 S: 7	H: 1 LOB: 1 BB: 0 P: 10	R: 0 H: 0 E: 0 K: 1 S: 8	H: 0 LOB: 0 BB: 0 P: 11	1B: 9 2B: 3 3B: 0 HR: 1	SF: 0 SAC: 0 DP: 1 HBP: 1	WP: 0 PA: 41 PB: 0 SB: 0 CS: 0	
PITCHER	IP WLS BF H R ER SO BB IBB HBP BLK WP HR S P ERA WHIP	IP WLS BF H R ER SO BB IBB HBP BLK WP HR S P ERA WHIP	IP WLS BF H R ER SO BB IBB HBP BLK WP HR S P ERA WHIP	IP WLS BF H R ER SO BB IBB HBP BLK WP HR S P ERA WHIP	IP WLS BF H R ER SO BB IBB HBP BLK WP HR S P ERA WHIP	IP WLS BF H R ER SO BB IBB HBP BLK WP HR S P ERA WHIP	IP WLS BF H R ER SO BB IBB HBP BLK WP HR S P ERA WHIP	IP WLS BF H R ER SO BB IBB HBP BLK WP HR S P ERA WHIP	IP WLS BF H R ER SO BB IBB HBP BLK WP HR S P ERA WHIP	IP WLS BF H R ER SO BB IBB HBP BLK WP HR S P ERA WHIP	IP WLS BF H R ER SO BB IBB HBP BLK WP HR S P ERA WHIP	IP WLS BF H R ER SO BB IBB HBP BLK WP HR S P ERA WHIP	IP WLS BF H R ER SO BB IBB HBP BLK WP HR S P ERA WHIP	IP WLS BF H R ER SO BB IBB HBP BLK WP HR S P ERA WHIP	IP WLS BF H R ER SO BB IBB HBP BLK WP HR S P ERA WHIP	IP WLS BF H R ER SO BB IBB HBP BLK WP HR S P ERA WHIP	IP WLS BF H R ER SO BB IBB HBP BLK WP HR S P ERA WHIP	IP WLS BF H R ER SO BB IBB HBP BLK WP HR S P ERA WHIP	IP WLS BF H R ER SO BB IBB HBP BLK WP HR S P ERA WHIP	IP WLS BF H R ER SO BB IBB HBP BLK WP HR S P ERA WHIP
47 Trevor Bauer, R ERA: 4.34	6.0	28	9	3	3	4	2	0	1	0	0	0	0	0	65	103	4.50	1.833		
34 Zach McAllister, R ERA: 4.32	1.0	L	6	3	3	3	1	0	0	0	0	0	0	1	16	23	27.00	3.000		
53 Jeff Manship, R ERA: 2.63	1.0		4	1	0	0	0	0	0	0	0	0	0	7	10	0.00	1.000			
61 Dan Otero, R ERA: 0.95	1.0		3	0	0	0	1	0	0	0	0	0	0	8	11	0.00	0.000			

AB	38
R	6
H	13
RBI	6
BB	2
SO	6
LOB	16



Batter	1	2	3	4	5	6	7	8	9	AB	R	H	RBI	BB	SO	LOB	BOTTOM				
41 Carlos Santana, S OBP: 0.343, SLG: 0.439											4	0	0	0	1	2	1				
22 Jason Kipnis, L OBP: 0.323, SLG: 0.429											5	0	1	0	0	3	4				
12 Francisco Lindor, S OBP: 0.370, SLG: 0.429										3	1	1	2	0	1	1					
26 Mike Napoli, R OBP: 0.304, SLG: 0.463										3	1	1	1	1	0	2					
11 José Ramírez, S OBP: 0.367, SLG: 0.459											4	1	4	0	0	0					
4 Juan Uribe, R OBP: 0.303, SLG: 0.347											4	0	1	1	0	1	4				
8 Lonnie Chisenhall, L OBP: 0.330, SLG: 0.346											3	0	0	0	1	0	2				
38 Chris Gimenez, R OBP: 0.290, SLG: 0.483										3	1	1	0	1	0	4					
20 Rajai Davis, R OBP: 0.310, SLG: 0.401											4	0	1	0	0	1	1				
Inning Stats	R: 0 H: 0 E: 0 K: 2 S: 10	H: 0 LOB: 0 BB: 0 P: 16	R: 1 H: 2 E: 0 K: 0 S: 10	H: 2 LOB: 1 BB: 0 P: 21	R: 0 H: 1 E: 0 K: 1 S: 11	H: 1 LOB: 0 BB: 0 P: 15	R: 1 H: 2 E: 0 K: 0 S: 13	H: 2 LOB: 0 BB: 0 P: 17	R: 1 H: 1 E: 0 K: 1 S: 20	H: 1 LOB: 2 BB: 2 P: 37	R: 0 H: 1 E: 0 K: 0 S: 8	H: 1 LOB: 0 BB: 0 P: 12	R: 0 H: 1 E: 0 K: 2 S: 11	H: 1 LOB: 1 BB: 0 P: 16	R: 1 H: 2 E: 0 K: 1 S: 16	H: 2 LOB: 2 BB: 2 P: 28	R: 0 H: 0 E: 0 K: 1 S: 6	H: 0 LOB: 0 BB: 0 P: 8	1B: 4 2B: 4 3B: 0 HR: 2	SF: 1 SAC: 0 DP: 2 HBP: 0	WP: 0 PA: 38 PB: 0 SB: 0 CS: 1
PITCHER	IP WLS BF H R ER SO BB IBB HBP BLK WP HR S P ERA WHIP	IP WLS BF H R ER SO BB IBB HBP BLK WP HR S P ERA WHIP	IP WLS BF H R ER SO BB IBB HBP BLK WP HR S P ERA WHIP	IP WLS BF H R ER SO BB IBB HBP BLK WP HR S P ERA WHIP	IP WLS BF H R ER SO BB IBB HBP BLK WP HR S P ERA WHIP	IP WLS BF H R ER SO BB IBB HBP BLK WP HR S P ERA WHIP	IP WLS BF H R ER SO BB IBB HBP BLK WP HR S P ERA WHIP	IP WLS BF H R ER SO BB IBB HBP BLK WP HR S P ERA WHIP	IP WLS BF H R ER SO BB IBB HBP BLK WP HR S P ERA WHIP	IP WLS BF H R ER SO BB IBB HBP BLK WP HR S P ERA WHIP	IP WLS BF H R ER SO BB IBB HBP BLK WP HR S P ERA WHIP	IP WLS BF H R ER SO BB IBB HBP BLK WP HR S P ERA WHIP	IP WLS BF H R ER SO BB IBB HBP BLK WP HR S P ERA WHIP	IP WLS BF H R ER SO BB IBB HBP BLK WP HR S P ERA WHIP	IP WLS BF H R ER SO BB IBB HBP BLK WP HR S P ERA WHIP	IP WLS BF H R ER SO BB IBB HBP BLK WP HR S P ERA WHIP	IP WLS BF H R ER SO BB IBB HBP BLK WP HR S P ERA WHIP	IP WLS BF H R ER SO BB IBB HBP BLK WP HR S P ERA WHIP	IP WLS BF H R ER SO BB IBB HBP BLK WP HR S P ERA WHIP	IP WLS BF H R ER SO BB IBB HBP BLK WP HR S P ERA WHIP	
59 Mike Wright Jr., R ERA: 5.05	4.2	21	6	3	3	4	2	0	0	0	0	0	0	0	12	19	0.00	0.750			
37 Dylan Bundy, R ERA: 4.74	1.1	W	4	1	0	0	0	0	0	0	0	0	0	11	16	0.00	1.000				
35 Brad Brach, R ERA: 1.04	1.0	H	4	1	0	0	2	0	0	0	0	0	0	1	16	28	9.00	3.000			
56 Darren O'Day, R ERA: 2.95	1.0	H	6	2	1	1	1	1	1	0	0	0	0	6	8	0.00	0.000				
53 Zack Britton, L ERA: 1.35	1.0	S	3	0	0	0	1	0	0	0	0	0	0	6	8	0.00	0.000				

AB	33
R	4
H	10
RBI	4
BB	4
SO	8
LOB	19



Batter	1	2	3	4	5	6	7	8	9	AB	R	H	RBI	BB	SO	LOB	TOP
10 Adam Jones, R OBP: 0.291, SLG: 0.370 15 Paul Janish, R OBP: 0.188, SLG: 0.071	F8		G5-3		SF8		25 1B 13 G6-4-3 2B		K	3	1	2	0	0	0	0	
25 Hyun Soo Kim, L OBP: 0.460, SLG: 0.455	G3		G4-3		L4		13 G6-4-3 1B		K	5	0	1	0	0	1	2	
13 Manny Machado, R OBP: 0.399, SLG: 0.635 36 Caleb Joseph, R OBP: 0.235, SLG: 0.206	BB				K		G6-4-3		F9	3	0	1	0	1	1	3	
19 Chris Davis, L OBP: 0.343, SLG: 0.454 14 Nolan Reimold, R OBP: 0.333, SLG: 0.471	K				K		45 1B 1B			4	0	1	0	0	2	2	
45 Mark Trumbo, R OBP: 0.294, SLG: 0.583					K		32 2B 1B			4	1	3	0	0	1	1	
32 Matt Wieters, S OBP: 0.331, SLG: 0.453 3 Ryan Flaherty, L OBP: 0.266, SLG: 0.193	L8				G4-3		2B		K	4	0	1	1	0	1	4	
6 Jonathan Schoop, R OBP: 0.294, SLG: 0.471							24 2B 10 SF8 1B		K	4	1	1	0	0	2	2	
24 Pedro Alvarez, L OBP: 0.294, SLG: 0.350							10 SF8 2B		G4-3	4	0	1	0	0	0	2	
23 Joey Rickard, R OBP: 0.309, SLG: 0.358							10 2B BB		K	2	1	0	0	2	1	0	

Baltimore Orioles @ Cleveland Indians
Progressive Field, Cleveland, OH
Sat May 28 2016, 4:10 PM - 7:49 PM EDT
Att: 21,110 - Partly Cloudy - 86 F

AB 35
R 4
H 10
RBI 3
BB 3
SO 10
LOB 16



Inning Stats	R	H	E	LOB	P	R	H	E	LOB	P	R	H	E	LOB	P	R	H	E	LOB	P	ERA	WHIP
	0	0	0	1	14	0	1	0	1	16	1	2	2	2	17	2	4	0	0	13	3.00	1.333

PITCHER	IP	WLS	BF	H	R	ER	SO	BB	IBB	HBP	BLK	WP	HR	S	P	ERA	WHIP
31 Danny Salazar, R ERA: 2.39	6.0	W	26	6	2	2	5	2	0	0	0	0	0	69	107	3.00	1.333
48 Tommy Hunter, R ERA: 3.56	0.2		5	3	2	2	0	1	0	0	0	0	0	10	17	27.00	6.000
27 Bryan Shaw, R ERA: 5.4	0.1		2	1	0	0	1	0	0	0	0	0	7	10	0.00	3.000	
34 Zach McAllister, R ERA: 4.08	1.0		3	0	0	0	2	0	0	0	0	0	10	13	0.00	0.000	
49 Austin Adams, R ERA:	1.0		3	0	0	0	2	0	0	0	0	0	11	16	0.00	0.000	

Batter	1	2	3	4	5	6	7	8	9	AB	R	H	RBI	BB	SO	LOB	BOTTOM
41 Carlos Santana, S OBP: 0.345, SLG: 0.438	12 G3 26 E 22 BB 1B		G4-6-3		FC4-6		22 S 1B			5	1	2	1	0	0	2	
22 Jason Kipnis, L OBP: 0.320, SLG: 0.420	12 G3 26 E BB		K		L8		G1-3			4	1	0	0	1	1	1	
12 Francisco Lindor, S OBP: 0.371, SLG: 0.425	G3				G4-3		11 FC4-6 BB		E1 26 F8 11 1B	4	2	1	0	1	0	2	
26 Mike Napoli, R OBP: 0.301, SLG: 0.456	E5 4 S 10 1B 2H 3H		11 BB 4 1B 1B		G4-3		K		F8	5	2	1	2	0	1	2	
11 José Ramírez, S OBP: 0.375, SLG: 0.456	4 S 10 1B BB		4 1B BB		G4-3		FC4-6		4 1B 1B	3	1	1	1	2	0	1	
4 Juan Uribe, R OBP: 0.314, SLG: 0.352	L6		10 FC6-4 1B		E5 10 1B		41 1B BB		1 FC6-4 1B	4	2	2	1	1	0	2	
10 Yan Gomes, R OBP: 0.344, SLG: 0.378 38 Chris Gimenez, R OBP: 0.290, SLG: 0.483	8 1B 1B		FC6-4		41 FC4-6 1B		F7		K	5	0	2	3	0	1	5	
8 Lonnie Chisenhall, L OBP: 0.344, SLG: 0.373 1 Michael Martínez, S OBP: 0.261, SLG: 0.391	20 S 1B		41 G4-6-3 2B		L7		41 1B 22 E 1B		FC6-4	2	1	2	0	0	0	0	
20 Rajai Davis, R OBP: 0.309, SLG: 0.397	K		41 G4-6-3 1B		F8		K			4	0	1	0	0	2	5	

Baltimore Orioles @ Cleveland Indians
Progressive Field, Cleveland, OH
Sat May 28 2016, 4:10 PM - 7:49 PM EDT
Att: 21,110 - Partly Cloudy - 86 F

AB 39
R 11
H 13
RBI 8
BB 5
SO 5
LOB 23



Inning Stats	R	H	E	LOB	P	R	H	E	LOB	P	R	H	E	LOB	P	R	H	E	LOB	P	ERA	WHIP
	4	3	0	2	35	2	3	3	1	19	1	2	2	1	1	1	12	0	0	12	2.08	1.154

PITCHER	IP	WLS	BF	H	R	ER	SO	BB	IBB	HBP	BLK	WP	HR	S	P	ERA	WHIP
31 Ubaldo Jiménez, R ERA: 6.36	1.2	L	14	5	6	3	1	3	0	0	0	0	0	25	50	16.20	4.800
48 Vance Worley, R ERA: 2.03	4.1		18	4	2	1	2	1	0	0	0	0	0	43	60	2.08	1.154
60 Mychal Givens, R ERA: 2.11	1.0		6	2	2	1	1	1	0	0	0	0	0	14	22	9.00	3.000
40 Ashur Tolliver, L ERA:	1.0		6	2	1	0	1	0	0	0	0	0	0	14	22	0.00	2.000

Batter	1	2	3	4	5	6	7	8	9	AB	R	H	RBI	BB	SO	LOB	TOP										
19 Jurickson Profar, S OBP: 0.348, SLG: 0.565	G4-3		K						P5-3	5	2	2	1	0	1	1											
20 Ian Desmond, R OBP: 0.344, SLG: 0.480	L9		K							4	1	1	2	0	1	0											
84 Prince Fielder, L OBP: 0.263, SLG: 0.298	P2		G6-3							4	0	0	0	0	1	1											
29 Adrián Beltré, R OBP: 0.324, SLG: 0.472		F8								4	0	2	1	0	0	0											
30 Nomar Mazara, L OBP: 0.348, SLG: 0.479	FC3-6		P1							4	0	0	0	0	1	2											
18 Mitch Moreland, L OBP: 0.286, SLG: 0.380	L7									4	0	1	0	0	1	2											
1 Elvis Andrus, R OBP: 0.339, SLG: 0.393	K		F9							4	1	1	0	0	1	2											
36 Jared Hoying, L OBP: 0.357, SLG: 0.250										4	1	2	1	0	1	0											
8 Bryan Holaday, R OBP: 0.304, SLG: 0.451										4	2	2	2	0	0	1											
Inning Stats	R: 0 E: 0 K: 0 S: 7	H: 0 LOB: 0 BB: 0 P: 12	R: 0 E: 0 K: 1 S: 12	H: 1 LOB: 1 BB: 0 P: 14	R: 2 E: 0 K: 2 S: 16	H: 2 LOB: 0 BB: 0 P: 23	R: 0 E: 0 K: 0 S: 11	H: 1 LOB: 1 BB: 0 P: 12	R: 1 E: 0 K: 1 S: 9	H: 1 LOB: 0 BB: 0 P: 11	R: 0 E: 0 K: 2 S: 10	H: 0 LOB: 0 BB: 0 P: 15	R: 0 E: 0 K: 0 S: 5	H: 0 LOB: 0 BB: 0 P: 8	R: 3 E: 0 K: 1 S: 19	H: 4 LOB: 1 BB: 0 P: 33	R: 1 E: 0 K: 0 S: 10	H: 2 LOB: 0 BB: 0 P: 13	1B: 7 2B: 3 3B: 0 HR: 2	SF: 0 SAC: 0 DP: 1 HBP: 0	WP: 0 PB: 1 SB: 1 CS: 0	PA: 37					
PITCHER	IP	WLS	BF	H	R	ER	SO	BB	IBB	HBP	BLK	WP	HR	S	P	ERA	WHIP										
28 Corey Kluber, R ERA: 4.15	7.0	L	29	8	6	6	6	0	0	0	0	0	2	77	105	7.71	1.143										
27 Bryan Shaw, R ERA: 5.14	1.0		4	1	0	0	1	0	0	0	0	0	0	12	23	0.00	1.000										
51 Shawn Armstrong, R ERA: 9.0	1.0		4	2	1	1	0	0	0	0	0	0	0	10	13	9.00	2.000										

Texas Rangers @ Cleveland Indians
Progressive Field, Cleveland, OH
Tue May 31 2016, 6:11 PM - 9:02 PM EDT
Att: 10,428 - Partly Cloudy - 73 F

AB	37
R	7
H	11
RBI	7
BB	0
SO	7
LOB	9



Batter	1	2	3	4	5	6	7	8	9	AB	R	H	RBI	BB	SO	LOB	BOTTOM										
41 Carlos Santana, S OBP: 0.338, SLG: 0.436	G3		G3-1							3	0	1	0	1	0	2											
22 Jason Kipnis, L OBP: 0.312, SLG: 0.420	L8		F7							4	0	0	0	0	0	4											
12 Francisco Lindor, S OBP: 0.367, SLG: 0.413	F8									3	0	0	0	1	1	0											
26 Mike Napoli, R OBP: 0.299, SLG: 0.475		G5-3								4	0	0	0	0	0	2											
11 José Ramírez, S OBP: 0.384, SLG: 0.448		G4-3								4	2	2	0	0	0	0											
6 Marlon Byrd, R OBP: 0.326, SLG: 0.452		K								4	0	1	0	0	3	1											
8 Lonnie Chisenhall, L OBP: 0.364, SLG: 0.427										4	1	3	3	0	0	0											
10 Yan Gomes, R OBP: 0.212, SLG: 0.349										3	0	0	0	1	0	3											
20 Rajai Davis, R OBP: 0.318, SLG: 0.404										4	0	1	0	0	1	3											
Inning Stats	R: 0 E: 0 K: 0 S: 9	H: 0 LOB: 0 BB: 0 P: 14	R: 0 E: 0 K: 1 S: 7	H: 0 LOB: 0 BB: 0 P: 10	R: 0 E: 0 K: 0 S: 16	H: 2 LOB: 2 BB: 0 P: 24	R: 0 E: 0 K: 0 S: 7	H: 0 LOB: 0 BB: 0 P: 12	R: 0 E: 0 K: 1 S: 9	H: 0 LOB: 0 BB: 0 P: 13	R: 0 E: 0 K: 0 S: 11	H: 0 LOB: 2 BB: 2 P: 26	R: 2 E: 0 K: 1 S: 12	H: 2 LOB: 0 BB: 1 P: 22	R: 0 E: 0 K: 1 S: 7	H: 1 LOB: 0 BB: 0 P: 10	R: 1 E: 0 K: 1 S: 15	H: 3 LOB: 2 BB: 0 P: 16	1B: 7 2B: 0 3B: 0 HR: 1	SF: 0 SAC: 0 DP: 2 HBP: 0	WP: 0 PB: 0 SB: 0 CS: 0	PA: 36					
PITCHER	IP	WLS	BF	H	R	ER	SO	BB	IBB	HBP	BLK	WP	HR	S	P	ERA	WHIP										
48 Colby Lewis, R ERA: 3.09	6.0	W	22	2	0	0	2	2	0	0	0	0	1	12	22	18.00	3.000										
43 Tony Barnette, R ERA: 2.82	1.0	H	5	2	2	2	1	1	0	0	0	0	0	7	10	0.00	1.000										
41 Jake Diekman, L ERA: 1.86	1.0		3	1	0	0	1	0	0	0	0	0	0	8	9	27.00	9.000										
51 Matt Bush, R ERA: 1.8	0.1		4	3	1	1	0	0	0	0	0	0	0	7	7	0.00	0.000										
47 Sam Dyson, R ERA: 2.1	0.2	S	2	0	0	0	1	0	0	0	0	0	0	7	7	0.00	0.000										

Texas Rangers @ Cleveland Indians
Progressive Field, Cleveland, OH
Tue May 31 2016, 6:11 PM - 9:02 PM EDT
Att: 10,428 - Partly Cloudy - 73 F

AB	33
R	3
H	8
RBI	3
BB	3
SO	5
LOB	15



Batter	1	2	3	4	5	6	7	8	9	10	11	AB	R	H	RBI	BB	SO	LOB	TOP					
19 Jurickson Profar, S OBP: 0.357, SLG: 0.571	(1, 4) 2-1 B SI 90 B FF 91 C FF 91 X CH 84		(1, 2) 1-2 B FF 92 F FF 92 C FF 92 X SI 92		(1, 3) 2-2 B KC 76 B KC 74 F FF 92 F KC 77 F KC 78		(1, 1) 1-1 B FF 93 X KC 75			(1, 0) 1-0 B SI 90 X SI 88		5	1	2	0	0	1	0						
20 Ian Desmond, R OBP: 0.341, SLG: 0.471	(1, 8) X CH 84		(1, 0) 1-0 D KC 76 B SI 92 X SI 92		(1, 2) 1-2 D KC 76 B SI 92 X SI 92		(1, 3) 4-2 B FC 85 B KC 76 B SI 92 F FC 85 B SI 92 F FC 85 B SI 92 F FC 85 B SI 92			(1, 3) 1-3 C SI 90 B SI 90 B SI 91 B SI 91		4	0	0	1	1	2	2						
84 Prince Fielder, L OBP: 0.257, SLG: 0.292	(1, 10) B FF 94 C KC 76 D KC 76 X SI 93		(1, 1) 2-1 1 SAFE 1 SAFE B SI 92 B SI 92 X SI 92		(1, 1) 2-1 1 SAFE 1 SAFE B SI 92 B SI 92 X SI 92		(1, 0) 0-1 C FF 94 1 SAFE X FC 86			(1, 0) 0-0 X FC 93		4	0	0	1	0	0	2						
29 Adrian Beltré, R OBP: 0.330, SLG: 0.473	(1, 5) B KC 75 C CH 84 B SI 91 F FC 87 B SI 91 F KC 76 X FF 95		(1, 2) 4-2 C CH 86 B SI 91 F FC 87 C SI 91 B SI 91 F KC 76 B SI 92		(1, 2) 4-2 C CH 86 B SI 91 F FC 87 C SI 91 B SI 91 F KC 76 B SI 92		(1, 0) 0-0 X SI 93			(1, 0) 0-0 X FC 92		4	0	2	0	1	0	0						
30 Nomar Mazara, L OBP: 0.344, SLG: 0.471	(1, 9) C FF 92 C KC 74 S KC 78		(1, 0) 0-3 C FF 92 C KC 74 S KC 78		(1, 0) 0-0 X FF 93		(1, 2) 2-1 C FF 94 B CH 87 B FC 84 X FC 94			(1, 2) 2-2 D FC 85 B FC 83 S SI 93 X FC 93		5	0	1	0	0	1	4						
18 Mitch Moreland, L OBP: 0.285, SLG: 0.373	(1, 3) C CH 88 X CH 87		(1, 1) 0-1 C CH 88 X CH 87		(1, 1) 1-1 S FF 93 B KC 75 X FC 94		(1, 0) 0-0 X FC 84			(1, 0) 0-0 B FF 94 B FF 94 B FF 94		3	0	0	0	1	0	3						
2 Hanser Alberto, R OBP: 0.162, SLG: 0.162	(9, PR) K, O		(9, PR) K, O		(9, PR) K, O		(9, PR) K, O			(1, 0) 1-0 B SI 92 C CU 81 B SI 90 S CU 84		1	1	0	0	0	1	1						
1 Elvis Andrus, R OBP: 0.340, SLG: 0.393	(1, 6) S FF 94 B KC 76 B FF 94 C SI 92		(1, 2) 2-3 1 SAFE 1 SAFE B KC 76 B FF 94 C SI 92		(1, 3) 2-3 1 SAFE 1 SAFE B KC 76 B FF 94 C SI 92		(1, 2) 2-2 C FF 91 B KC 77 B KC 77 F SI 92 X FC 87			(1, 2) 1-2 B KC 82 C FF 94 1 SAFE C KC 82 X FC 84		5	0	2	0	0	2	1						
16 Ryan Rua, R OBP: 0.358, SLG: 0.453	(1, 7) B FF 92 B KC 77 B CH 91 X SI 90		(1, 1) 3-1 B FF 92 B KC 77 B CH 91 X SI 90		(1, 3) 3-3 F CH 84 B FC 87 F FC 85 B CH 86 C SI 93		(1, 0) 0-0 X FC 88			(1, 2) 2-2 B KC 82 F FF 94 F FC 94 X KC 83		3	1	1	1	0	1	0						
36 Jared Hoying, L OBP: 0.313, SLG: 0.214	(9, PH) K, O		(9, PH) K, O		(9, PH) K, O		(9, PH) K, O			(1, 0) 0-1 F SI 90		2	0	0	1	0	0	3						
6 Bobby Wilson, R OBP: 0.347, SLG: 0.405	(1, 2) S SI 91 B KC 75 B SI 92 B FC 86 B SI 92		(1, 2) 4-2 S SI 91 B KC 75 B SI 92 B FC 86 B SI 92		(1, 2) 2-0 B KC 74 B FF 92 S KC 79		(1, 0) 0-3 C FC 85 F SI 93 S KC 79			(1, 2) 3-2 1 SAFE S FF 93 F FC 93 X FC 93		3	1	0	0	1	1	1						
Inning Stats	R: 1 E: 0 K: 0 S: 9	H: 1 LOB: 0 BB: 0 P: 15	R: 0 E: 0 K: 2 S: 9	H: 0 LOB: 0 BB: 0 P: 11	R: 1 E: 0 K: 0 S: 10	H: 1 LOB: 1 BB: 1 P: 20	R: 0 E: 0 K: 1 S: 8	H: 0 LOB: 1 BB: 1 P: 15	R: 0 E: 0 K: 2 S: 8	H: 1 LOB: 2 BB: 0 P: 15	R: 1 E: 0 K: 1 S: 11	H: 1 LOB: 0 BB: 0 P: 14	R: 0 E: 0 K: 1 S: 11	H: 1 LOB: 1 BB: 1 P: 14	R: 1 E: 0 K: 0 S: 10	H: 1 LOB: 1 BB: 1 P: 17	R: 0 E: 0 K: 1 S: 9	H: 0 LOB: 0 BB: 0 P: 14	R: 0 E: 0 K: 1 S: 11	H: 2 LOB: 2 BB: 0 P: 18	1B: 6 2B: 1 3B: 0 HR: 1	SF: 1 SAC: 0 DP: 1 HBP: 0	WP: 0 PB: 0 SB: 0 CS: 0	PA: 44
PITCHER	IP: 7.0 ERA: 4.27	WLS: 1.0 BF: 28	H: 4 R: 3 ER: 3 SO: 6	BB: 3 IBB: 0 HBP: 0 BLK: 0	WP: 0 HR: 1 S: 64 P: 105	ERA: 3.86 WHIP: 1.000	PITCHER	IP: 0.1 ERA:	WLS: 1 BF: 1 H: 0 R: 0 ER: 0 SO: 0	BB: 0 IBB: 0 HBP: 0 BLK: 0	WP: 0 HR: 0 S: 2 P: 2	ERA: 0.00 WHIP: 0.000												
47 Trevor Bauer, R ERA: 4.27	(1, 1)						33 Tom Gorzelanny, L ERA:	(11, 1)																
27 Bryan Shaw, R ERA: 4.91	(8, 1)	1.0	4	1	0	0	1	0	0	0	0	0	0	0	11	14	0.00	1.000						
37 Cody Allen, R ERA: 3.7	(9, 1)	1.0	B	4	1	1	1	0	1	0	0	0	0	10	17	9.00	2.000							
61 Dan Otero, R ERA: 0.82	(10, 1)	1.0	3	0	0	0	1	0	0	0	0	0	0	9	14	0.00	0.000							
53 Jeff Manship, R ERA: 2.93	(11, 1)	0.2	4	2	0	0	1	0	0	0	0	0	0	9	16	0.00	3.000							

Texas Rangers @ Cleveland Indians
Progressive Field, Cleveland, OH
Wed Jun 01 2016, 6:12 PM - 9:41 PM EDT
Att: 10,524 - Party Cloudy - 72 F

AB	39
R	4
H	8
RBI	4
BB	4
SO	9
LOB	17



Batter	1	2	3	4	5	6	7	8	9	10	11	AB	R	H	RBI	BB	SO	LOB	BOTTOM			
20 Rajai Davis, R OBP: 0.320, SLG: 0.404	(1, 8) C FF 91 X CH 83		(1, 2) 3-2 B CU 78 F FC 89 S CH 83 F FC 89 B CH 84 F CH 83 F FC 83 X CH 84		(1, 0) 0-1 C CU 79 X FC 89		(1, 0) 1-0 B FF 92 X CH 83			(1, 0) 0-1 C FF 94 X CU 80		5	1	2	0	0	0	0				
22 Jason Kipnis, L OBP: 0.316, SLG: 0.424	(1, 4) B SI 91 B SI 92 B FF 92 B SI 91 B SI 92		(1, 3) 1-3 C CU 79 B SI 93 S CH 84 F SI 92 S CH 85		(1, 2) 1-2 1 SAFE F FC 85 1 SAFE B SI 91 X FC 89 C CH 81 X CH 81		(1, 1) 1-1 1 SAFE B SI 89 X FC 89			(1, 2) 4-2 B CU 91 F FC 79 F FC 82 B CU 82 B FF 95 B CH 82		3	1	1	1	2	1	1				
12 Francisco Lindor, S OBP: 0.359, SLG: 0.453	(1, 6) C SI 91 D CH 84 B CH 84 X FF 92		(1, 0) 0-0 X FF 90		(1, 0) 0-0 X CH 86					(1, 0) 1-0 B FF 94 1 SAFE X SI 93		5	0	0	0	0	0	4				
26 Mike Napoli, R OBP: 0.302, SLG: 0.486	(1, 10) S CU 79 X FC 89		(1, 2) 2-1 C SI 91 D CH 84 B CH 84 X FF 92		(1, 2) 2-2 C SI 91 B SI 92 T CH 84		(1, 3) 1-3 B CH 84 B SI 92 S FC 85 F FC 93			(1, 2) 2-1 B SI 86 B SI 86 S FF 94 X FC 95		4	1	1	2	1	2	0				
41 Carlos Santana, S OBP: 0.339, SLG: 0.432	(1, 3) B SI 93 S CH 84 F CH 85 X CU 80		(1, 2) 1-2 B SI 93 S CH 84 F CH 85 X CU 80		(1, 2) 4-2 B FF 92 S CH 82 B FC 89 B CH 84 D CH 85		(1, 1) 1-1 B SI 91 C CH 85 X CU 79			(1, 2) 2-1 B CU 77 L CH 82 B CH 82 X FC 93		4	0	1	0	1	0	1				
11 José Ramírez, S OBP: 0.391, SLG: 0.463	(1, 7) B SI 90 X FC 88		(1, 1) 1-1 B SI 90 X FC 88		(1, 0) 4-0 B SI 92 B CH 83 B FF 92		(1, 0) 1-0 B FC 86 X FC 89			(1, 0) 0-1 C CU 77 X CH 84		4	1	2	0	1	0	1				
4 Juan Uribe, R OBP: 0.311, SLG: 0.346	(1, 5) C CU 78 B SI 92 B FF 91 F CU 80 X SI 92		(1, 2) 1-2 C CU 78 B SI 92 B FF 91 F CU 80 X SI 92		(1, 2) 1-2 B CH 84 B FF 92 F CH 84 X FC 79		(1, 0) 0-0 X CH 84			(1, 2) 2-1 B SI 86 B SI 86 C FF 96 X FC 95		4	0	1	1	0	0	4				
1 Michael Martínez, S OBP: 0.266, SLG: 0.385	(8, PR) K, O		(8, PR) K, O		(8, PR) K, O		(8, PR) K, O			(1, 2) 0-3 F SI 86 C CH 85 S CH 87		1	0	0	0	0	1	1				
8 Lonnie Chisenhall, L OBP: 0.356, SLG: 0.426	(1, 9) C SI 92 B FC 90 B SI 92 F CH 86 X SI 93		(1, 2) 3-2 C SI 92 B FC 90 B SI 92 F CH 86 X SI 93		(1, 2) 1-2 F SI 90 B CH 85 X CU 80		(1, 2) 2-1 B SI 92 X SI 92			(1, 0) 0-1 F FF 96 X CU 81		5	1	1	0	0	0	3				
38 Chris Gimenez, R OBP: 0.299, SLG: 0.438	(1, 2) C FF 91 F CH 83 F FC 92 C CU 79		(1, 3) 0-3 C FF 91 F CH 83 F FC 92 C CU 79		(1, 2) 2-3 B KC 79 S CH 83 F FC 89 S		(1, 0) 0-0 X CH 83			(1, 2) 0-2 F SI 84 F SI 85 F FC 95		3	0	0	0	0	2	0				
10 Yan Gomes, R OBP: 0.215, SLG: 0.351	(9, 2) K, O		(9, 2) K, O		(9, 2) K, O		(9, 2) K, O			(1, 0) 0-1 L SI 85 X SI 87		2	0	1	1	0	1	0				
Inning Stats	R: 2 E: 0 K: 0 S: 10	H: 1 LOB: 0 BB: 1 P: 17	R: 0 E: 0 K: 0 S: 10	H: 0 LOB: 0 BB: 0 P: 15	R: 0 E: 0 K: 2 S: 14	H: 0 LOB: 2 BB: 2 P: 18	R: 1 E: 0 K: 1 S: 13	H: 2 LOB: 2 BB: 0 P: 17	R: 0 E: 0 K: 1 S: 9	H: 1 LOB: 1 BB: 0 P: 9	R: 1 E: 0 K: 0 S: 10	H: 2 LOB: 1 BB: 1 P: 16	R: 0 E: 0 K: 1 S: 10	H: 0 LOB: 0 BB: 1 P: 15	R: 0 E: 0 K: 1 S: 12	H: 2 LOB: 1 BB: 0 P: 21	R: 1 E: 0 K: 0 S: 4	H: 2 LOB: 1 BB: 0 P: 4	1B: 5 2B: 4 3B: 0 HR: 1	SF: 0 SAC: 0 DP: 0 HBP: 0	WP: 0 PB: 0 SB: 0 CS: 0	PA: 45
PITCHER	IP: 7.0 ERA: 3.38	WLS: 2.1 BF: 30	H: 2 R: 3 ER: 3 SO: 5	BB: 3 IBB: 0 HBP: 0 BLK: 1	WP: 0 HR: 1 S: 70 P: 110	ERA: 3.86 WHIP: 1.286	PITCHER	IP: 0.1 ERA:	WLS: 1 BF: 1 H: 0 R: 0 ER: 0 SO: 0	BB: 0 IBB: 0 HBP: 0 BLK: 0	WP: 0 HR: 0 S: 2 P: 2	ERA: 0.00 WHIP: 0.000										
35 Cole Hamels, L ERA: 3.38	(1, 1)																					
77 Luke Jackson, R ERA: 8.1	(8, 1)	2.1	11	2	1	1	1	2	0	0	0	0	0	25	42	3.86	1.714					
56 Alex Claudio, L ERA: 4.3	(10, 1)	0.2	L	4	2	1	1	1	0	0	0	0	0	11	14	13.50	3.000					

Texas Rangers @ Cleveland Indians
Progressive Field, Cleveland, OH
Wed Jun 01 2016, 6:12 PM - 9:41 PM EDT
Att: 10,524 - Party Cloudy - 72 F

AB	40
R	5
H	10
RBI	5
BB	5
SO	7
LOB	15



Batter	1	2	3	4	5	6	7	8	9	AB	R	H	RBI	BB	SO	LOB	TOP				
2 Alcides Escobar, R OBP: 0.289, SLG: 0.309	F9		L8		G4-3		F9		G6-3	5	0	0	0	0	0	0	Kansas City Royals @ Cleveland Indians Progressive Field, Cleveland, OH Thu Jun 02 2016, 7:10 PM - 10:04 PM EDT Att: 11,131 - Partly Cloudy - 73 F				
6 Lorenzo Cain, R OBP: 0.356, SLG: 0.460	1B		K		1B		K		F7	5	0	2	0	0	2	0					
35 Eric Hosmer, L OBP: 0.380, SLG: 0.547	1B		G6-3		BB		BB			2	0	1	0	2	0	0					
25 Kendrys Morales, S OBP: 0.266, SLG: 0.328	G6-3				BB		BB			4	0	0	0	0	0	5					
14 Omar Infante, R OBP: 0.279, SLG: 0.321	G6-3				BB					4	0	0	0	0	2						
34 Ray Fuentes, L OBP: 0.346, SLG: 0.320										4	1	3	0	0	1	0					
16 Paulo Orlando, R OBP: 0.382, SLG: 0.474										0	0	0	0	0	0	0					
19 Cheslor Cuthbert, R OBP: 0.294, SLG: 0.386										4	1	3	1	0	1	1					
1 Jarrod Dyson, L OBP: 0.339, SLG: 0.347										4	1	2	1	0	0	2					
9 Drew Butera, R OBP: 0.375, SLG: 0.528										4	1	1	2	0	1	2					
Inning Stats	R: 0 E: 1 K: 0 S: 5	H: 2 LOB: 1 BB: 0 P: 8	R: 0 E: 0 K: 1 S: 7	H: 1 LOB: 0 BB: 0 P: 11	R: 2 E: 0 K: 1 S: 12	H: 2 LOB: 0 BB: 0 P: 19	R: 1 E: 0 K: 0 S: 14	H: 3 LOB: 2 BB: 0 P: 19	R: 0 E: 0 K: 0 S: 12	H: 1 LOB: 0 BB: 1 P: 21	R: 0 E: 0 K: 1 S: 10	H: 0 LOB: 1 BB: 1 P: 14	R: 0 E: 0 K: 0 S: 8	H: 2 LOB: 1 BB: 0 P: 13	R: 0 E: 0 K: 0 S: 8	H: 0 LOB: 0 BB: 0 P: 10	1B: 10 2B: 0 3B: 0 HR: 2	SF: 0 SAC: 0 DP: 2 HBP: 0	WP: 0 PB: 0 SB: 1 CS: 0	PA: 39	
PITCHER	IP	WLS	BF	H	R	ER	SO	BB	IBB	HBP	BLK	WP	HR	S	P	ERA	WHIP				
59 Carlos Carrasco, R ERA: 3.0	5.0		23	9	3	3	2	1	0	0	0	0	1	50	78	5.40	2.000				
49 Austin Adams, R ERA: 2.7	1.0		4	1	1	1	2	0	0	0	0	0	1	12	17	9.00	1.000				
34 Zach McAllister, R ERA: 3.79	1.1		7	2	0	0	1	1	0	0	0	0	0	17	26	0.00	2.250				
48 Tommy Hunter, R ERA: 3.75	1.2	W	4	0	0	0	0	0	0	0	0	0	0	9	11	0.00	0.000				

Batter	1	2	3	4	5	6	7	8	9	AB	R	H	RBI	BB	SO	LOB	BOTTOM					
41 Carlos Santana, S OBP: 0.336, SLG: 0.426	P2				F9		F9		E9	5	0	1	0	0	0	4	Kansas City Royals @ Cleveland Indians Progressive Field, Cleveland, OH Thu Jun 02 2016, 7:10 PM - 10:04 PM EDT Att: 11,131 - Partly Cloudy - 73 F					
1 Michael Martinez, S OBP: 0.269, SLG: 0.365									1B	0	1	0	0	0	0	0						
22 Jason Kipnis, L OBP: 0.317, SLG: 0.420	F7		G6-3		1B		F8		SH5-4	4	0	1	0	0	0	1						
12 Francisco Lindor, S OBP: 0.360, SLG: 0.413	L8		E3		FC1-4		P2		3B	5	2	2	1	0	0	2						
26 Mike Napoli, R OBP: 0.304, SLG: 0.487			K		P5				SF7	4	2	2	1	0	1	2						
11 José Ramírez, S OBP: 0.393, SLG: 0.464			1B		L8					4	0	2	1	0	1	2						
8 Lonnie Chisenhall, L OBP: 0.370, SLG: 0.427			1B		BB		F8		BB	2	0	1	1	2	0	0						
10 Yan Gomes, R OBP: 0.210, SLG: 0.342			FC6-4				F9		FC6-4	4	0	0	0	0	1	6						
72 Tyler Naquin, L OBP: 0.333, SLG: 0.403	L7		F8				K		1B	4	0	1	1	0	1	2						
20 Rajai Davis, R OBP: 0.324, SLG: 0.402			F8						K	3	0	1	0	1	1	2						
Inning Stats	R: 0 E: 0 K: 0 S: 6	H: 0 LOB: 0 BB: 0 P: 10	R: 1 E: 0 K: 1 S: 17	H: 3 LOB: 3 BB: 1 P: 28	R: 1 E: 1 K: 1 S: 19	H: 2 LOB: 2 BB: 1 P: 32	R: 0 E: 0 K: 0 S: 7	H: 0 LOB: 0 BB: 0 P: 11	R: 0 E: 0 K: 0 S: 6	H: 1 LOB: 1 BB: 0 P: 10	R: 0 E: 0 K: 1 S: 6	H: 0 LOB: 0 BB: 0 P: 7	R: 0 E: 0 K: 0 S: 8	H: 1 LOB: 1 BB: 0 P: 10	R: 1 E: 1 K: 2 S: 13	H: 2 LOB: 2 BB: 1 P: 21	R: 2 E: 1 K: 0 S: 10	H: 2 LOB: 1 BB: 0 P: 13	1B: 10 2B: 0 3B: 1 HR: 0	SF: 1 SAC: 1 DP: 0 HBP: 0	WP: 0 PB: 0 SB: 1 CS: 0	PA: 40
PITCHER	IP	WLS	BF	H	R	ER	SO	BB	IBB	HBP	BLK	WP	HR	S	P	ERA	WHIP					
30 Yordano Ventura, R ERA: 4.82	6.0		27	7	2	1	3	2	0	0	0	0	0	7	9	0.00	0.000					
44 Luke Hochevar, R ERA: 2.82	1.0	H	3	0	0	0	0	0	0	0	0	0	0	7	9	0.00	0.000					
40 Kelvin Herrera, R ERA: 1.33	1.0	H	6	2	1	1	2	1	0	0	0	0	0	13	21	9.00	3.000					
48 Joaquin Soria, R ERA: 3.81	0.2	L	4	2	2	2	0	0	0	0	0	0	0	10	13	27.00	3.000					


Batter	1	2	3	4	5	6	7	8	9	AB	R	H	RBI	BB	SO	LOB	TOP			
2 Alcides Escobar, R OBP: 0.289, SLG: 0.308	G5-3		K			15 FC6-4 1B		K		4	0	1	0	0	2	0	Kansas City Royals @ Cleveland Indians Progressive Field, Cleveland, OH Fri Jun 03 2016, 7:11 PM - 9:37 PM EDT Att: 24,753 - Partly Cloudy - 73 F			
15 Whit Merrifield, R OBP: 0.352, SLG: 0.453	6 FC3-6 BB		F7			35 BB FC6-4		K		3	0	0	0	1	1	1				
6 Lorenzo Cain, R OBP: 0.350, SLG: 0.451	1 SAFE C SL 94 B FF 97 X CH 86	1-2 FC3-6 35 WP	1-1 F9			L7		G6-3		4	0	0	0	0	2					
35 Eric Hosmer, L OBP: 0.382, SLG: 0.541	1-3 H IN 74 I IN 69	1-2 IBB	G5-3			25 FC6-4 BB		G4-3		2	0	0	0	2	0	0				
25 Kendrys Morales, S OBP: 0.261, SLG: 0.321	C CH 85 F FF 94 S FF 96	0-3 K	F7			1-2 FC6-4		G6-3		4	0	0	0	0	1	4				
16 Paulo Orlando, R OBP: 0.368, SLG: 0.455	B FF 94 C FF 92 B CH 83 S FF 94 S CH 86	2-3 K	1-3 K			1-3 K		G3-1		4	0	0	0	0	3	0				
19 Cheslor Cuthbert, R OBP: 0.307, SLG: 0.385	B FF 96 C FF 94 B SL 81 B FF 95	4-1 G6-3 BB	1-3 K			0-1 1B				2	0	1	0	1	1	0				
1 Jarrod Dyson, L OBP: 0.339, SLG: 0.340	C FF 95 X SL 81	0-1 G6-3	1-2 G4-3			4-1 1B				2	0	0	0	1	0	1				
9 Drew Butera, R OBP: 0.372, SLG: 0.590	C FF 95 X SL 84	0-1 HR	3-1 F9			0-3 K				3	1	1	1	0	1	1				
Inning Stats	R: 0 E: 0 K: 1 S: 8	H: 0 LOB: 2 BB: 2 P: 17	R: 0 E: 0 K: 1 S: 6	H: 0 LOB: 0 BB: 1 P: 12	R: 1 E: 0 K: 1 S: 9	H: 1 LOB: 0 BB: 0 P: 11	R: 0 E: 0 K: 1 S: 8	H: 0 LOB: 0 BB: 0 P: 11	R: 0 E: 0 K: 0 S: 8	H: 1 LOB: 2 BB: 1 P: 15	R: 0 E: 0 K: 2 S: 9	H: 1 LOB: 1 BB: 1 P: 14	R: 0 E: 0 K: 2 S: 13	H: 0 LOB: 0 BB: 0 P: 19	R: 0 E: 0 K: 0 S: 8	H: 0 LOB: 0 BB: 0 P: 13		1B: 2 2B: 0 3B: 0 HR: 1	SF: 0 SAC: 0 DP: 1 HBP: 0	WP: 1 PB: 0 SB: 0 CS: 0
PITCHER	IP WLS BF H R ER SO BB IBB HBP BLK WP HR S P ERA WHIP	8.0 W 30 3 1 1 9 4 1 0 0 1 1 70 113 1.12 0.875	1.0 L 3 0 0 0 0 0 0 0 0 0 0 8 13 0.00 0.000	PITCHER																

Batter	1	2	3	4	5	6	7	8	9	AB	R	H	RBI	BB	SO	LOB	BOTTOM			
41 Carlos Santana, S OBP: 0.335, SLG: 0.420	22 BB		G3-1	L8			L3			3	0	0	0	1	0	1	Kansas City Royals @ Cleveland Indians Progressive Field, Cleveland, OH Fri Jun 03 2016, 7:11 PM - 9:37 PM EDT Att: 24,753 - Partly Cloudy - 73 F			
22 Jason Kipnis, L OBP: 0.325, SLG: 0.429	C SI 93 S FF 93 F SI 91 B FC 81 B FC 80 I SAFE B SI 94	4-2 BB	1-1 12 WP 12 1B	1-0 F7		3-1 L3		G3-6-3		3	1	2	0	1	0	1				
12 Francisco Lindor, S OBP: 0.359, SLG: 0.410	C KC 90 F FF 95 B FC 93 B FC 94 S KC 81	2-3 K	2-1 26 2B	1B		0-1 G4-3		G3-6-3		4	1	1	1	0	1	3				
26 Mike Napoli, R OBP: 0.308, SLG: 0.489	F FF 94 C SI 94 T KC 80	1-2 K	0-1 11 1B 8 WP 2B	4-2 11 G4-6-3 BB		1-1 L7				3	1	1	1	1	2					
11 José Ramírez, S OBP: 0.395, SLG: 0.471	B KC 79 B SI 94 X FF 94	3-0 L3	1-1 8 WP 1B	1-1 G4-6-3		0-2 G4-6-3		8 2B		4	1	2	0	0	0	3				
8 Lonnie Chisenhall, L OBP: 0.357, SLG: 0.410	B SI 92 X SI 93	2-0 L8	3-3 K	1-2 K		0-3 K		G4-3		4	0	0	0	0	2	1				
4 Juan Uribe, R OBP: 0.303, SLG: 0.336	S KC 80 S KC 80 S CH 85	0-3 K	2 X SI 93 G4-3	3 G4-3		2-2 G5-3		G6-3		4	0	0	0	0	1	1				
10 Yan Gomes, R OBP: 0.212, SLG: 0.361	B FF 94 X SI 94	1-0 HR	1-2 G5-3			1-2 F8				3	1	1	1	0	0	0				
72 Tyler Naquin, L OBP: 0.347, SLG: 0.449	B SI 94 X SI 92	2-0 F7	4-2 BB			3-1 HR				2	1	1	1	1	0	0				
Inning Stats	R: 0 E: 0 K: 2 S: 14	H: 0 LOB: 2 BB: 2 P: 28	R: 1 E: 0 K: 1 S: 6	H: 1 LOB: 0 BB: 0 P: 11	R: 3 E: 0 K: 1 S: 15	H: 4 LOB: 1 BB: 0 P: 24	R: 0 E: 0 K: 0 S: 10	H: 0 LOB: 1 BB: 1 P: 16	R: 0 E: 0 K: 0 S: 7	H: 0 LOB: 0 BB: 0 P: 11	R: 0 E: 0 K: 1 S: 10	H: 0 LOB: 0 BB: 0 P: 13	R: 1 E: 0 K: 0 S: 6	H: 2 LOB: 0 BB: 0 P: 13	R: 1 E: 0 K: 0 S: 6	H: 1 LOB: 0 BB: 0 P: 10		1B: 3 2B: 3 3B: 0 HR: 2	SF: 0 SAC: 0 DP: 2 HBP: 0	WP: 2 PB: 0 SB: 1 CS: 0
PITCHER	IP WLS BF H R ER SO BB IBB HBP BLK WP HR S P ERA WHIP	6.1 L 29 7 5 5 5 4 0 0 0 2 2 67 115 7.11 1.737	1.2 L 5 1 1 0 0 0 0 0 0 0 7 11 0.00 0.600	PITCHER																


Batter	1	2	3	4	5	6	7	8	9	AB	R	H	RBI	BB	SO	LOB	TOP										
2 Alcides Escobar, R OBP: 0.285, SLG: 0.307	G3-1		K			L6			K	4	0	1	0	0	1	1	Kansas City Royals @ Cleveland Indians Progressive Field, Cleveland, OH Sun Jun 05 2016, 1:11 PM - 6:41 PM EDT Att: 16,747 - Partly Cloudy - 78 F										
15 Whit Merrifield, R OBP: 0.335, SLG: 0.426	1B		F9			G1-3			K	4	0	1	0	0	1	2											
35 Eric Hosmer, L OBP: 0.375, SLG: 0.528	1B					G1-3			K	3	0	1	0	0	1	1											
9 Drew Butera, R OBP: 0.364, SLG: 0.575	1B					G1-3			K	1	0	0	0	0	1	1											
13 Salvador Perez, R OBP: 0.313, SLG: 0.494	G4-6-3					K			K	2	0	0	0	0	1	2											
7 Tony Cruz, R	G4-6-3					K			K	2	0	0	0	0	2	1											
25 Kendrys Morales, S OBP: 0.257, SLG: 0.320	G1-3					K			K	3	0	0	0	0	2	0											
16 Paulo Orlando, R OBP: 0.375, SLG: 0.435	K					F8			G3-1	3	0	0	0	0	1	0											
34 Rey Fuentes, L OBP: 0.375, SLG: 0.333	BB					F7			G6-3	2	0	0	0	1	0	0											
19 Cheslor Cuthbert, R OBP: 0.284, SLG: 0.359	F8					G5-3			G4-3	3	0	0	0	0	0	1											
1 Jarrod Dyson, L OBP: 0.339, SLG: 0.333	K					BB			P5	2	0	0	0	1	1	0											
Inning Stats	R: 0 E: 0 K: 0 S: 9	H: 2 LOB: 1 BB: 0 P: 12	R: 0 E: 0 K: 1 S: 9	H: 0 LOB: 1 BB: 1 P: 18	R: 0 E: 0 K: 2 S: 11	H: 0 LOB: 0 BB: 0 P: 15	R: 0 E: 0 K: 0 S: 6	H: 0 LOB: 0 BB: 0 P: 8	R: 0 E: 0 K: 0 S: 11	H: 0 LOB: 1 BB: 1 P: 18	R: 0 E: 0 K: 2 S: 8	H: 0 LOB: 0 BB: 0 P: 10	R: 0 E: 0 K: 0 S: 8	H: 0 LOB: 0 BB: 0 P: 11	R: 0 E: 0 K: 3 S: 15	H: 1 LOB: 1 BB: 0 P: 18	1B: 2 2B: 1 3B: 0 HR: 0	SF: 0 SAC: 0 DP: 1 HBP: 0	WP: 0 PB: 0 SB: 1 CS: 1	PA: 31							
PITCHER	IP	WLS	BF	H	R	ER	SO	BB	IBB	HBP	BLK	WP	HR	S	P	ERA	WHIP										
28 Corey Kluber, R ERA: 3.84	6.0	W	21	2	0	0	6	2	0	0	0	0	0	55	82	0.00	0.667										
34 Zach McAllister, R ERA: 3.43	2.0		6	0	0	0	2	0	0	0	0	0	0	16	21	0.00	0.000										
49 Austin Adams, R ERA: 2.35	1.0		4	1	0	0	3	0	0	0	0	0	0	15	18	0.00	1.000										

Batter	1	2	3	4	5	6	7	8	9	AB	R	H	RBI	BB	SO	LOB	BOTTOM										
41 Carlos Santana, S OBP: 0.331, SLG: 0.426	K		K			HR			G4-6-3	4	1	2	2	0	2	0	Kansas City Royals @ Cleveland Indians Progressive Field, Cleveland, OH Sun Jun 05 2016, 1:11 PM - 6:41 PM EDT Att: 16,747 - Partly Cloudy - 78 F										
22 Jason Kipnis, L OBP: 0.322, SLG: 0.431	1B		L9			G1-3			G4-6-3	4	1	1	0	0	0	2											
11 José Ramírez, S OBP: 0.387, SLG: 0.460	3B									0	0	0	0	0	0	0											
12 Francisco Lindor, S OBP: 0.367, SLG: 0.456	SF9		G4-3			HR				3	1	2	3	0	0	0											
26 Mike Napoli, R OBP: 0.311, SLG: 0.513	P5					L3			K	4	1	1	1	0	1	1											
8 Lonnie Chisenhall, L OBP: 0.350, SLG: 0.407	F9					F8			K	4	0	0	0	0	1	0											
20 Rajai Davis, R OBP: 0.326, SLG: 0.401	F7					K			G5-3	4	0	0	0	0	1	0											
10 Yan Gomes, R OBP: 0.213, SLG: 0.365	2B					K			G5-3	4	0	1	0	0	1	0											
38 Chris Gimenez, R OBP: 0.256, SLG: 0.400									G6-3	0	0	0	0	0	0	0											
72 Tyler Naquin, L OBP: 0.392, SLG: 0.568	BB					HR			2B	2	2	2	1	1	0	0											
4 Juan Uribe, R OBP: 0.303, SLG: 0.331						G5-3			BB	2	0	0	0	1	1	2											
1 Michael Martinez, S OBP: 0.269, SLG: 0.365	K									0	1	0	0	0	0	0											
Inning Stats	R: 1 E: 0 K: 1 S: 7	H: 1 LOB: 0 BB: 0 P: 11	R: 0 E: 0 K: 1 S: 16	H: 1 LOB: 2 BB: 1 P: 26	R: 0 E: 0 K: 1 S: 8	H: 0 LOB: 0 BB: 0 P: 10	R: 1 E: 0 K: 2 S: 9	H: 1 LOB: 0 BB: 0 P: 14	R: 3 E: 0 K: 0 S: 18	H: 3 LOB: 0 BB: 0 P: 27	R: 0 E: 0 K: 0 S: 9	H: 0 LOB: 0 BB: 0 P: 11	R: 2 E: 0 K: 1 S: 12	H: 3 LOB: 1 BB: 1 P: 19	R: 0 E: 0 K: 1 S: 7	H: 0 LOB: 0 BB: 0 P: 10	1B: 2 2B: 2 3B: 1 HR: 4	SF: 1 SAC: 0 DP: 1 HBP: 0	WP: 0 PB: 1 SB: 0 CS: 0	PA: 34							
PITCHER	IP	WLS	BF	H	R	ER	SO	BB	IBB	HBP	BLK	WP	HR	S	P	ERA	WHIP										
32 Chris Young, R ERA: 6.37	4.2	L	21	5	5	5	5	1	0	0	0	0	0	4	6	0.00	0.000										
67 Chen-Ming Wang, R (5, 1) ERA: 2.08	0.1		1	0	0	0	0	0	0	0	0	0	0	4	6	0.00	0.000										
54 Scott Alexander, L ERA: 4.85	1.2		7	2	2	2	0	1	0	0	0	0	0	17	25	10.80	1.800										
47 Peter Moylan, R ERA: 1.86	1.1		5	1	0	0	2	0	0	0	0	0	0	11	15	0.00	0.750										

AB 29
R 0
H 3
RBI 0
BB 2
SO 11
LOB 9



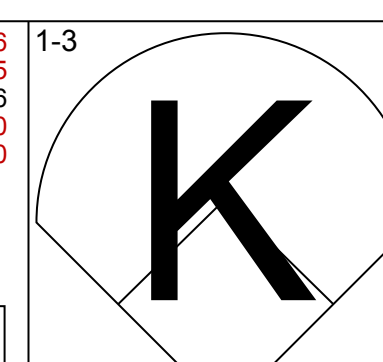
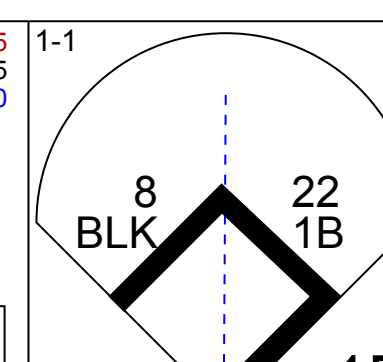
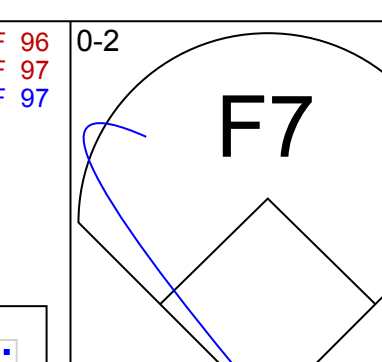
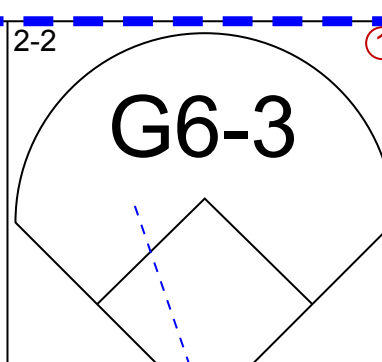
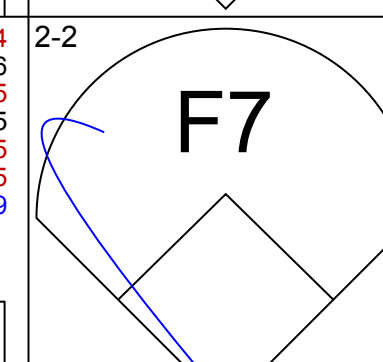
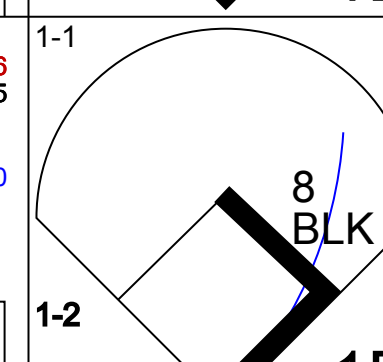
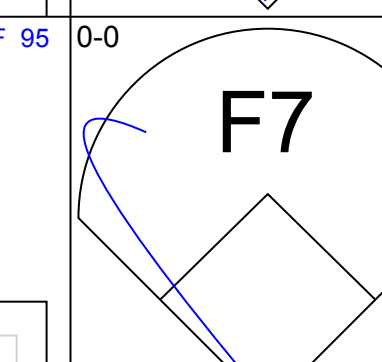
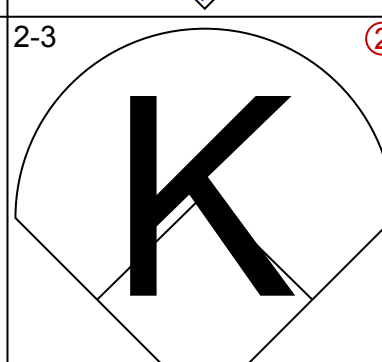
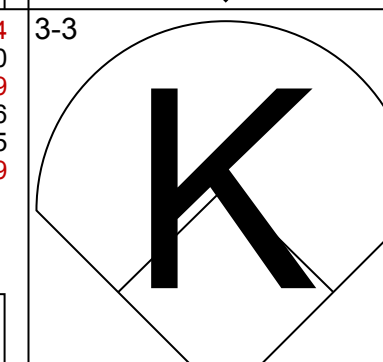
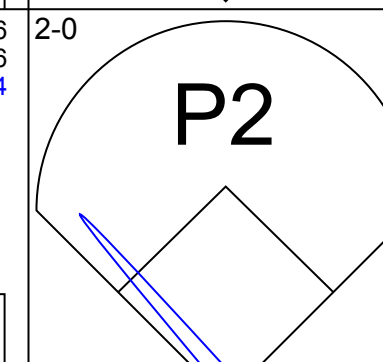
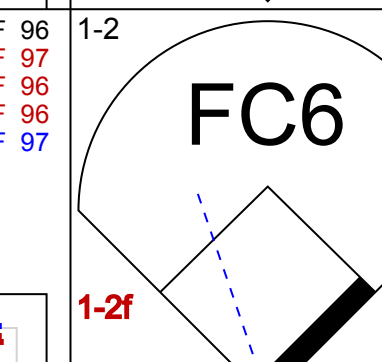
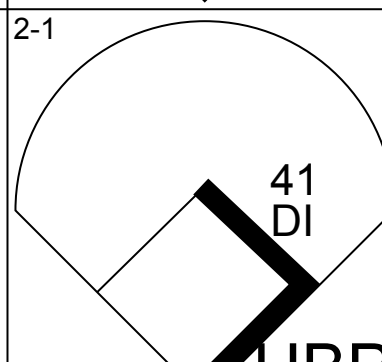

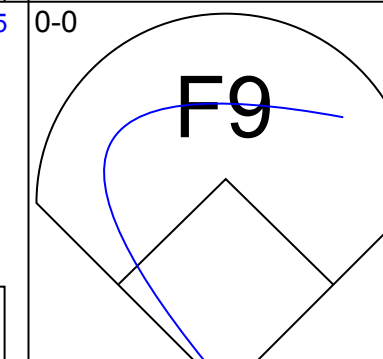

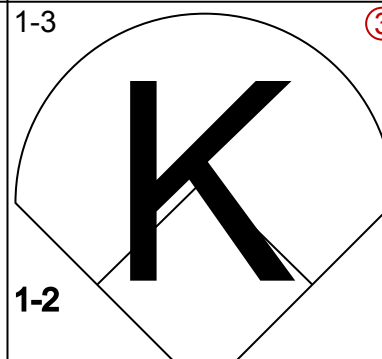

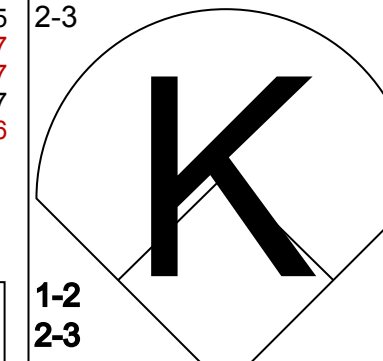



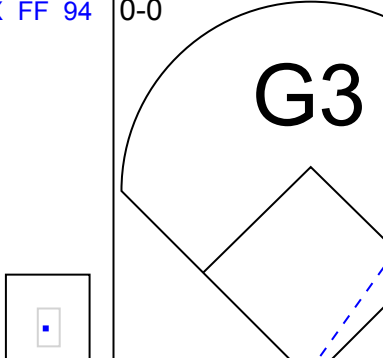
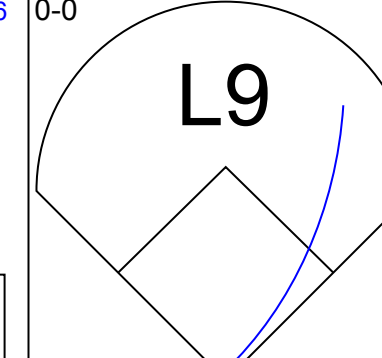
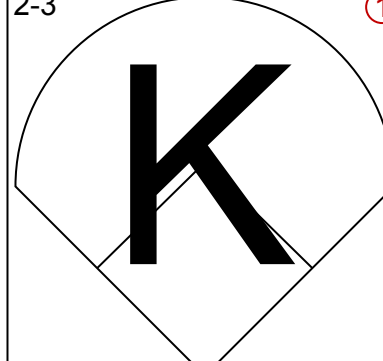
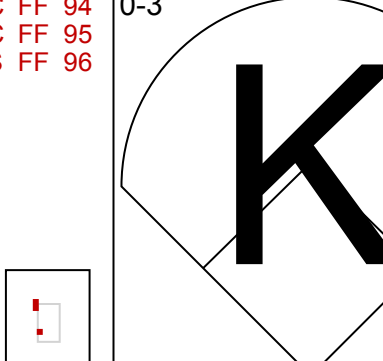
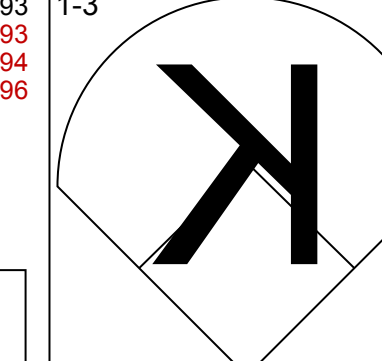
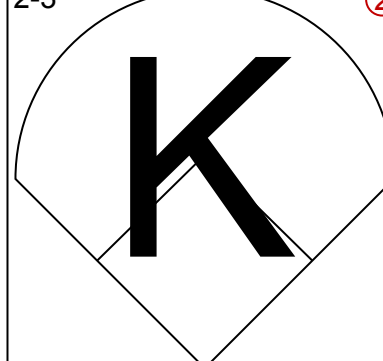
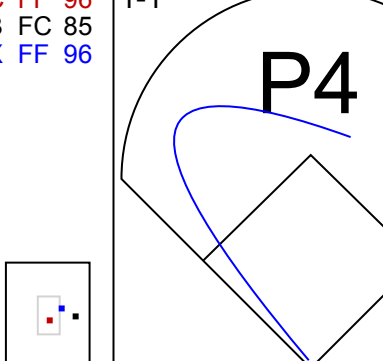
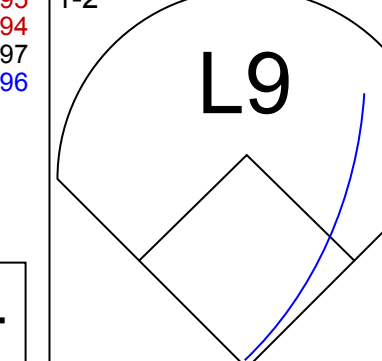
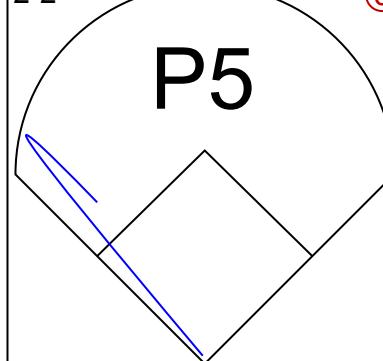
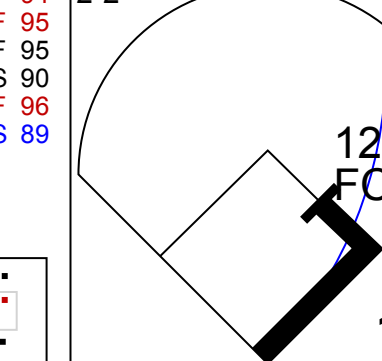
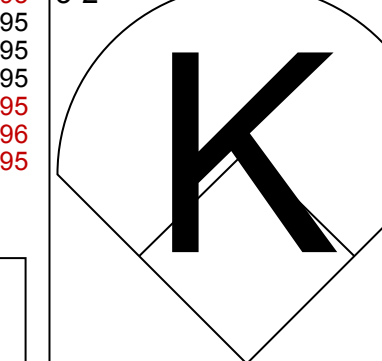
AB 31
R 7
H 9
RBI 7
BB 2
SO 7
LOB 5



Batter	1	2	3	4	5	6	7	8	9	AB	R	H	RBI	BB	SO	LOB	TOP											
20 Rajai Davis, R OBP: 0.323, SLG: 0.411										4	0	0	0	0	0	2	Cleveland Indians @ Seattle Mariners Safeco Field, Seattle, WA Tue Jun 07 2016, 7:11 PM - 9:48 PM PDT Att: 16,944 - Cloudy - 76 F											
22 Jason Kipnis, L OBP: 0.320, SLG: 0.420 72 Tyler Naquin, L OBP: 0.378, SLG: 0.545										3	0	0	0	1	0	0												
12 Francisco Lindor, S OBP: 0.363, SLG: 0.446										3	0	1	0	1	0	0												
26 Mike Napoli, R OBP: 0.304, SLG: 0.498										4	0	1	0	0	3	2												
41 Carlos Santana, S OBP: 0.332, SLG: 0.424										4	0	1	0	0	0	2												
11 José Ramírez, S OBP: 0.378, SLG: 0.452 1 Michael Martínez, S OBP: 0.259, SLG: 0.370										3	0	0	0	0	0	2												
10 Yan Gomes, R OBP: 0.213, SLG: 0.365 38 Chris Gimenez, R OBP: 0.244, SLG: 0.366										0	0	0	0	0	0	0												
4 Juan Uribe, R OBP: 0.290, SLG: 0.317										3	0	0	0	0	0	1												
8 Lonnie Chisenhall, L OBP: 0.358, SLG: 0.450										3	1	2	1	0	0	1												
Inning Stats	R: 0 E: 0 K: 0 S: 8	H: 0 LOB: 0 BB: 0 P: 12	R: 0 E: 0 K: 0 S: 13	H: 1 LOB: 0 BB: 0 P: 18	R: 0 E: 0 K: 1 S: 10	H: 1 LOB: 1 BB: 0 P: 15	R: 0 E: 0 K: 1 S: 11	H: 1 LOB: 2 BB: 2 P: 22	R: 0 E: 0 K: 1 S: 9	H: 0 LOB: 0 BB: 0 P: 10	R: 0 E: 0 K: 0 S: 8	H: 0 LOB: 0 BB: 0 P: 12	R: 1 E: 0 K: 0 S: 6	H: 1 LOB: 0 BB: 0 P: 11	R: 0 E: 0 K: 2 S: 9	H: 1 LOB: 1 BB: 0 P: 12	1B: 4 2B: 1 3B: 0 HR: 1	SF: 0 SAC: 0 DP: 1 HBP: 0	WP: 0 PB: 1 SB: 0 CS: 1	PA: 33								
PITCHER	IP	WLS	BF	H	R	ER	SO	BB	IBB	HBP	BLK	WP	HR	S	P	ERA	WHIP											
20 Wade Miley, L ERA: 5.27	(1, 1)	7.0	W	25	4	0	0	3	2	0	0	0	0	0	67	101	0.00	0.857										
53 Joaquin Benoit, R ERA: 3.27	(8, 1)	1.0		4	1	1	1	0	0	0	0	0	0	1	6	11	9.00	1.000										
31 Steve Cishek, R ERA: 2.39	(9, 1)	1.0		4	1	0	0	2	0	0	0	0	0	0	9	12	0.00	1.000										

Batter	1	2	3	4	5	6	7	8	9	AB	R	H	RBI	BB	SO	LOB	BOTTOM											
8 Norichika Aoki, L OBP: 0.318, SLG: 0.318										5	0	0	0	0	1	4	Cleveland Indians @ Seattle Mariners Safeco Field, Seattle, WA Tue Jun 07 2016, 7:11 PM - 9:48 PM PDT Att: 16,944 - Cloudy - 76 F											
7 Seth Smith, L OBP: 0.381, SLG: 0.421										4	0	2	0	0	1	0												
22 Robinson Canó, L OBP: 0.345, SLG: 0.559										4	2	2	0	0	1	1												
23 Nelson Cruz, R OBP: 0.385, SLG: 0.555 16 Luis Sardinas, S OBP: 0.226, SLG: 0.330										3	2	2	3	1	1	1												
15 Kyle Seager, L OBP: 0.357, SLG: 0.509										3	0	0	0	1	1	3												
10 Dae-Ho Lee, R OBP: 0.337, SLG: 0.541										3	1	0	0	1	2	1												
26 Adam Lind, L OBP: 0.280, SLG: 0.396										4	1	2	0	0	0	0												
32 Steve Clevenger, L OBP: 0.311, SLG: 0.315										3	1	1	2	1	0	1												
36 Shawn O'Malley, S OBP: 0.200, SLG: 0.256										3	0	2	2	1	1	0												
Inning Stats	R: 2 E: 0 K: 1 S: 12	H: 3 LOB: 0 BB: 0 P: 22	R: 0 E: 0 K: 1 S: 14	H: 0 LOB: 0 BB: 0 P: 21	R: 0 E: 0 K: 2 S: 7	H: 0 LOB: 0 BB: 0 P: 9	R: 4 E: 0 K: 1 S: 19	H: 4 LOB: 1 BB: 1 P: 32	R: 1 E: 0 K: 2 S: 12	H: 1 LOB: 1 BB: 1 P: 22	R: 0 E: 0 K: 0 S: 6	H: 1 LOB: 1 BB: 1 P: 12	R: 0 E: 0 K: 0 S: 8	H: 1 LOB: 1 BB: 1 P: 16	R: 0 E: 0 K: 1 S: 11	H: 1 LOB: 2 BB: 2 P: 20	1B: 7 2B: 2 3B: 1 HR: 2	SF: 0 SAC: 0 DP: 2 HBP: 0	WP: 0 PB: 0 SB: 0 CS: 0	PA: 37								
PITCHER	IP	WLS	BF	H	R	ER	SO	BB	IBB	HBP	BLK	WP	HR	S	P	ERA	WHIP											
56 Cody Anderson, R ERA: 7.48	(1, 1)	3.2	L	18	7	6	6	5	1	0	0	0	0	0	7	10	0.00	0.000										
33 Tom Gorzelanny, L ERA:	(4, 1)	1.0		3	0	0	0	2	0	0	0	0	0	0	7	10	0.00	0.000										
53 Jeff Manship, R ERA: 2.95	(5, 1)	1.1		7	2	1	1	0	2	0	0	0	0	1	12	25	6.75	3.000										
48 Tommy Hunter, R ERA: 3.46	(7, 1)	1.0		4	1	0	0	0	1	0	0	0	0	0	8	16	0.00	2.000										
61 Dan Otero, R ERA: 0.75	(8, 1)	1.0		5	1	0	0	1	1	0	0	0	0	0	11	20	0.00	2.000										

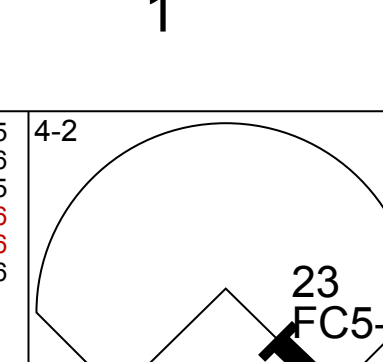
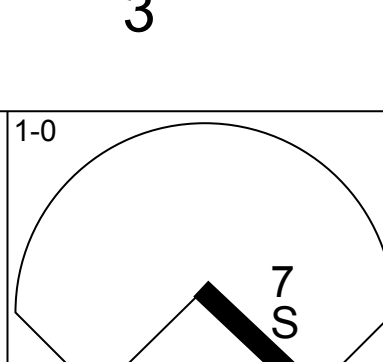
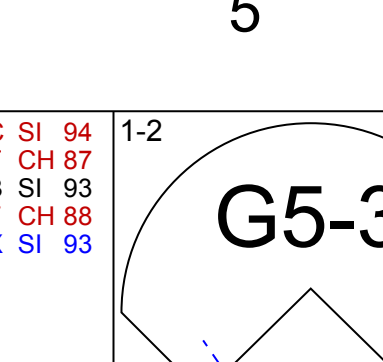
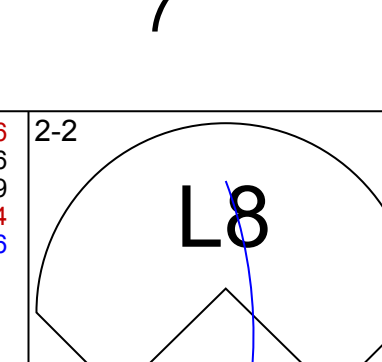
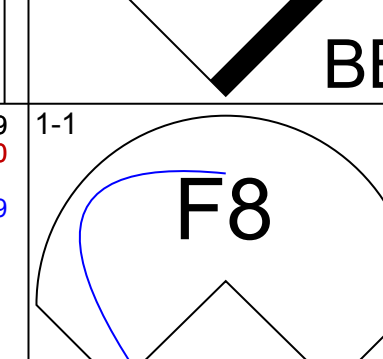
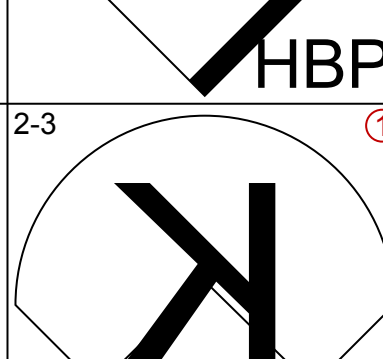
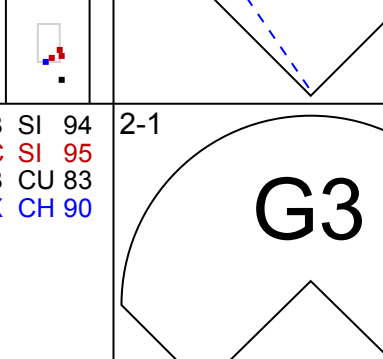
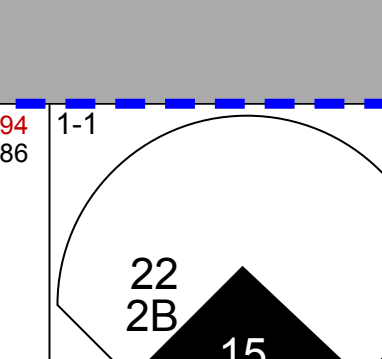
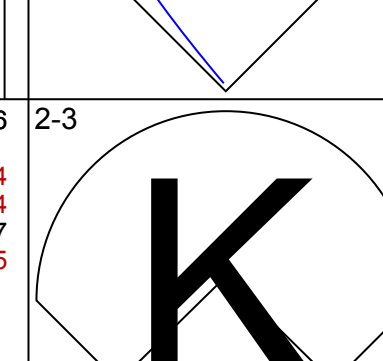
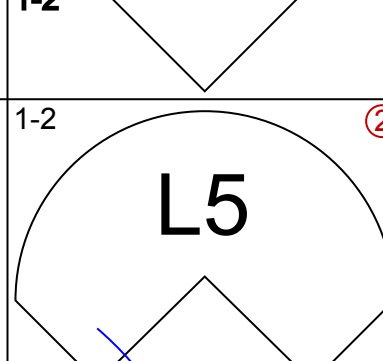
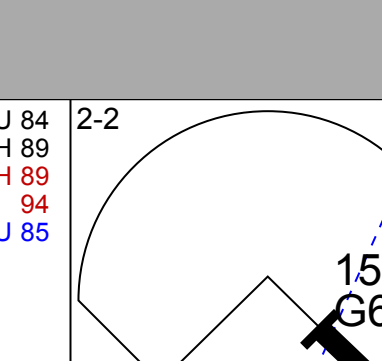
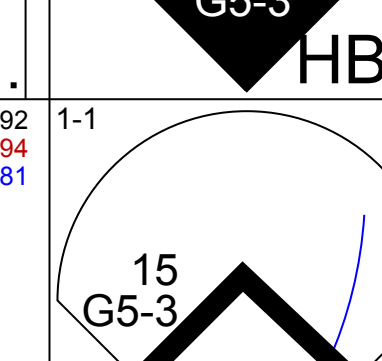
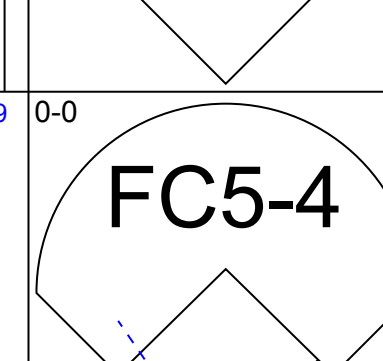
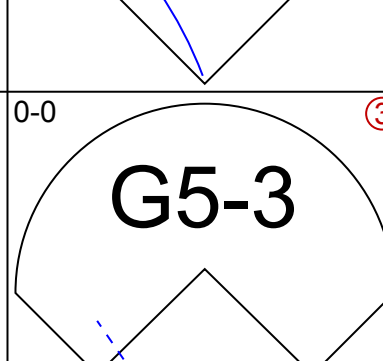
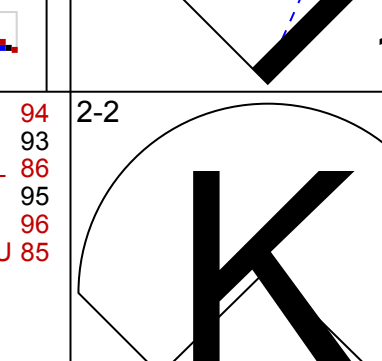
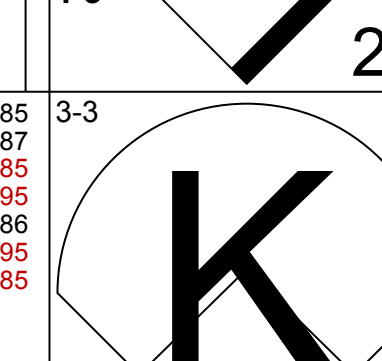
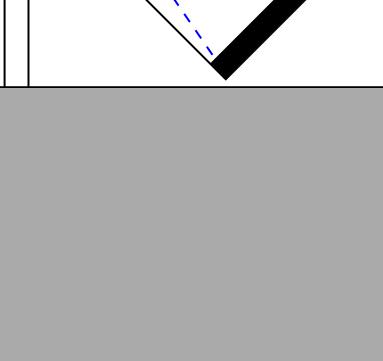
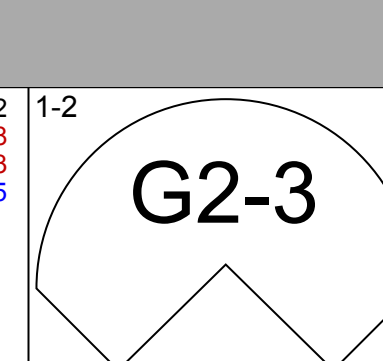
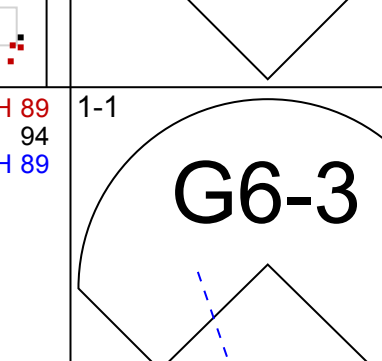
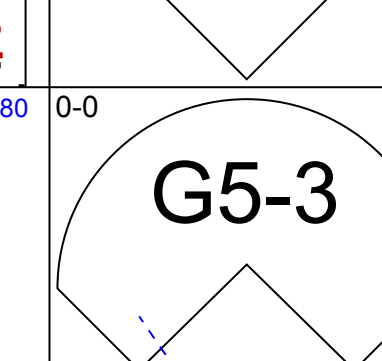

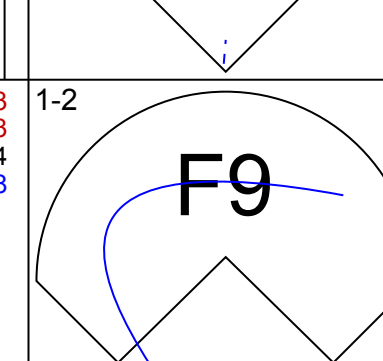
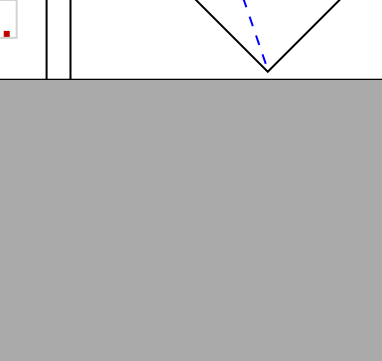
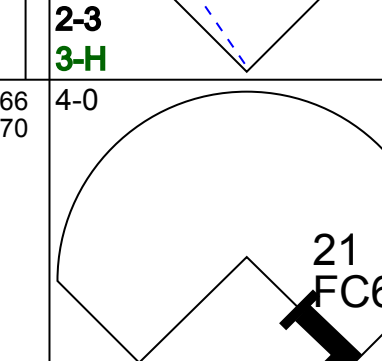



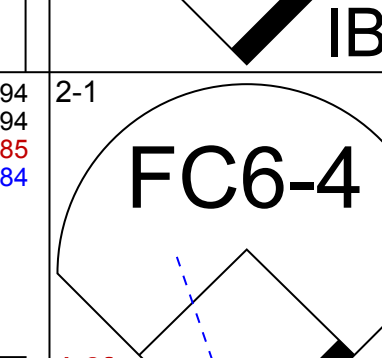
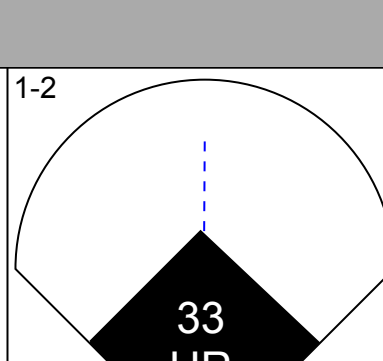
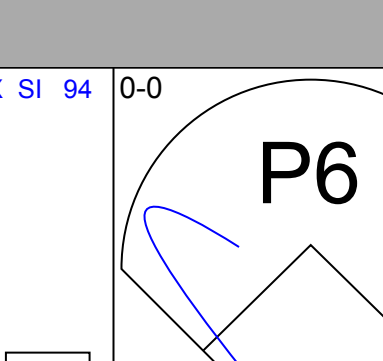
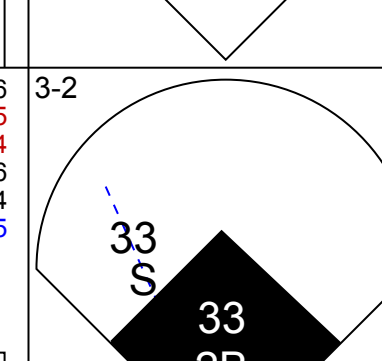
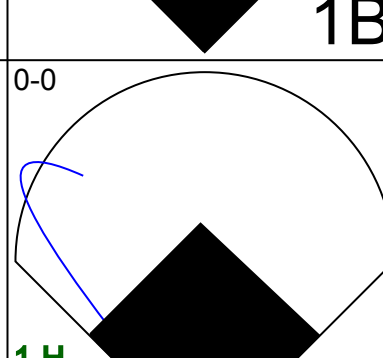
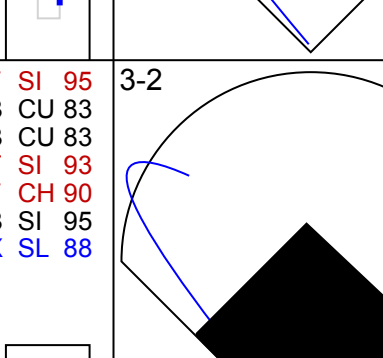
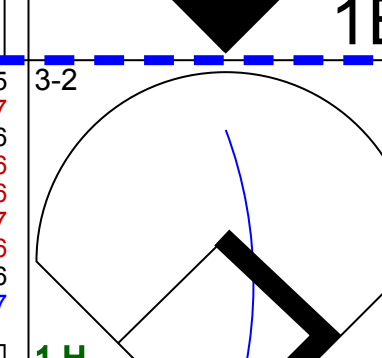


Batter	1	2	3	4	5	6	7	8	9	AB	R	H	RBI	BB	SO	LOB	TOP
20 Rajai Davis, R OBP: 0.322, SLG: 0.408										4	0	1	0	0	1	1	
22 Jason Kipnis, L OBP: 0.319, SLG: 0.417										4	0	1	0	0	1	1	
12 Francisco Lindor, S OBP: 0.361, SLG: 0.441										3	0	0	0	0	1	3	
41 Carlos Santana, S OBP: 0.327, SLG: 0.416										4	0	0	0	0	3	3	
8 Lonnie Chisenhall, L OBP: 0.349, SLG: 0.439										3	0	0	0	0	2	2	
4 Juan Uribe, R OBP: 0.285, SLG: 0.311										3	0	0	0	0	0	0	
72 Tyler Naquin, L OBP: 0.365, SLG: 0.525										3	0	0	0	0	3	0	
38 Chris Gimenez, R OBP: 0.229, SLG: 0.341										3	0	0	0	0	1	0	
1 Michael Martinez, S OBP: 0.267, SLG: 0.367										3	0	1	0	0	1	0	
Inning Stats	R: 0 H: 0 E: 0 K: 2 S: 12	H: 0 LOB: 0 BB: 0 P: 18	R: 0 H: 0 E: 0 K: 1 S: 9	H: 0 LOB: 0 BB: 0 P: 13	R: 0 H: 0 E: 0 K: 2 S: 10	H: 0 LOB: 2 BB: 0 P: 15	R: 0 H: 0 E: 0 K: 1 S: 6	H: 1 LOB: 1 BB: 0 P: 7	R: 0 H: 0 E: 0 K: 2 S: 8	H: 0 LOB: 0 BB: 0 P: 11	R: 0 H: 0 E: 0 K: 2 S: 10	H: 0 LOB: 1 BB: 0 P: 15	R: 0 H: 0 E: 0 K: 2 S: 13	H: 0 LOB: 1 BB: 0 P: 20	1B: 3 2B: 0 3B: 0 HR: 0	SF: 0 SAC: 0 DP: 0 HBP: 1	WP: 0 PA: 31 PB: 0 SB: 0 CS: 0
PITCHER	IP: 8.0 WLS: W BF: 27 ERA: 3.48	WLS: W BF: 27 ERA: 3.48	H: 3 R: 0 ER: 0 SO: 11	H: 3 R: 0 ER: 0 SO: 11	H: 3 R: 0 ER: 0 SO: 11	H: 3 R: 0 ER: 0 SO: 11	H: 3 R: 0 ER: 0 SO: 11	H: 3 R: 0 ER: 0 SO: 11	H: 3 R: 0 ER: 0 SO: 11	H: 3 R: 0 ER: 0 SO: 11	H: 3 R: 0 ER: 0 SO: 11	H: 3 R: 0 ER: 0 SO: 11	H: 3 R: 0 ER: 0 SO: 11	H: 3 R: 0 ER: 0 SO: 11	H: 3 R: 0 ER: 0 SO: 11	H: 3 R: 0 ER: 0 SO: 11	H: 3 R: 0 ER: 0 SO: 11
44 Taijuan Walker, R ERA: 3.48	(1, 1)	(1, 1)															
50 Nick Vincent, R ERA: 2.09	(9, 1)	(9, 1)															

Cleveland Indians @ Seattle Mariners
Safeco Field, Seattle, WA
Wed Jun 08 2016, 7:11 PM - 9:51 PM PDT
Att: 15,337 - Partly Cloudy - 67 F

AB	30
R	0
H	3
RBI	0
BB	0
SO	13
LOB	10



Batter	1	2	3	4	5	6	7	8	9	AB	R	H	RBI	BB	SO	LOB	BOTTOM		
8 Norichika Aoki, L OBP: 0.321, SLG: 0.315										2	0	0	0	1	0	1			
7 Seth Smith, L OBP: 0.378, SLG: 0.412										3	1	0	0	0	1	2			
22 Robinson Cano, L OBP: 0.347, SLG: 0.563										4	0	2	0	0	1	2			
23 Nelson Cruz, R OBP: 0.378, SLG: 0.544										4	0	0	0	0	2	5			
15 Kyle Seager, L OBP: 0.351, SLG: 0.500										4	0	0	1	0	1	2			
26 Adam Lind, L OBP: 0.280, SLG: 0.388										3	0	0	0	1	0	0			
21 Franklin Gutierrez, R OBP: 0.330, SLG: 0.456										4	0	0	0	0	2	2			
4 Ketel Marte, S OBP: 0.314, SLG: 0.383										3	2	2	0	0	0	0			
33 Chris Iannetta, R OBP: 0.326, SLG: 0.400										3	2	3	4	0	0	0			
Inning Stats	R: 0 H: 0 E: 0 K: 1 S: 8	H: 0 LOB: 0 BB: 1 P: 15	R: 0 H: 0 E: 0 K: 1 S: 7	H: 0 LOB: 0 BB: 0 P: 12	R: 2 H: 2 E: 0 K: 1 S: 11	H: 2 LOB: 1 BB: 0 P: 16	R: 0 H: 0 E: 0 K: 1 S: 9	H: 0 LOB: 0 BB: 0 P: 13	R: 1 H: 1 E: 0 K: 0 S: 11	H: 1 LOB: 0 BB: 0 P: 17	R: 0 H: 1 E: 0 K: 1 S: 9	H: 0 LOB: 0 BB: 0 P: 14	R: 1 H: 2 E: 0 K: 1 S: 17	H: 2 LOB: 1 BB: 0 P: 26	R: 1 H: 1 E: 0 K: 1 S: 10	H: 1 LOB: 2 BB: 1 P: 21	1B: 3 2B: 2 3B: 0 HR: 2	SF: 0 SAC: 0 DP: 1 HBP: 2	WP: 0 PA: 34 PB: 0 SB: 3 CS: 0
PITCHER	IP: 6.2 WLS: L BF: 26 ERA: 3.48	WLS: L BF: 26 ERA: 3.48	H: 5 R: 4 ER: 0 SO: 6	H: 4 R: 4 ER: 0 SO: 6	H: 5 R: 4 ER: 0 SO: 6	H: 5 R: 4 ER: 0 SO: 6	H: 5 R: 4 ER: 0 SO: 6	H: 5 R: 4 ER: 0 SO: 6	H: 5 R: 4 ER: 0 SO: 6	H: 5 R: 4 ER: 0 SO: 6	H: 5 R: 4 ER: 0 SO: 6	H: 5 R: 4 ER: 0 SO: 6	H: 5 R: 4 ER: 0 SO: 6	H: 5 R: 4 ER: 0 SO: 6	H: 5 R: 4 ER: 0 SO: 6	H: 5 R: 4 ER: 0 SO: 6	H: 5 R: 4 ER: 0 SO: 6		
59 Carlos Carrasco, R ERA: 3.48	(1, 1)	(1, 1)																	
34 Zach McAllister, R ERA: 3.38	(7, 1)	(7, 1)																	
62 Joba Chamberlain, R ERA: 2.4	(8, 1)	(8, 1)																	

Cleveland Indians @ Seattle Mariners
Safeco Field, Seattle, WA
Wed Jun 08 2016, 7:11 PM - 9:51 PM PDT
Att: 15,337 - Partly Cloudy - 67 F

AB	30
R	5
H	7
RBI	5
BB	2
SO	7
LOB	14



Batter	1	2	3	4	5	6	7	8	9	AB	R	H	RBI	BB	SO	LOB	TOP						
20 Rajai Davis, R OBP: 0.322, SLG: 0.406										5	1	1	0	0	2	2							
22 Jason Kipnis, L OBP: 0.327, SLG: 0.419										4	1	3	1	0	0	0							
12 Francisco Lindor, S OBP: 0.352, SLG: 0.434										3	0	0	1	0	1	2							
26 Mike Napoli, R OBP: 0.309, SLG: 0.495										3	1	1	1	1	2	0							
41 Carlos Santana, S OBP: 0.327, SLG: 0.412										4	1	1	1	0	1	2							
11 José Ramírez, S OBP: 0.371, SLG: 0.441										4	1	1	1	0	0	2							
4 Juan Uribe, R OBP: 0.284, SLG: 0.309										4	0	1	0	0	0	0							
10 Yan Gomes, R OBP: 0.208, SLG: 0.356										4	0	0	0	0	1	2							
1 Michael Martínez, S OBP: 0.294, SLG: 0.382										4	1	2	0	0	0	1							
Inning Stats	R: 4 H: 4 E: 0 K: 2 S: 26	H: 4 LOB: 1 BB: 0 P: 39	R: 2 H: 3 E: 0 K: 0 S: 14	H: 3 LOB: 2 BB: 1 P: 25	R: 0 H: 1 E: 0 K: 0 S: 8	H: 1 LOB: 1 BB: 0 P: 15	R: 0 H: 0 E: 0 K: 1 S: 9	H: 0 LOB: 0 BB: 0 P: 14	R: 0 H: 0 E: 0 K: 0 S: 4	H: 0 LOB: 0 BB: 0 P: 7	R: 0 H: 1 E: 0 K: 2 S: 9	H: 1 LOB: 1 BB: 0 P: 11	R: 0 H: 1 E: 0 K: 1 S: 10	H: 1 LOB: 0 BB: 0 P: 13	R: 0 H: 0 E: 0 K: 1 S: 9	H: 0 LOB: 0 BB: 0 P: 12	R: 0 H: 0 E: 0 K: 0 S: 6	H: 0 LOB: 0 BB: 0 P: 8	1B: 7 2B: 4 3B: 0 HR: 0	SF: 1 SAC: 0 DP: 2 HBP: 0	WP: 0 PB: 0 SB: 1 CS: 1	PA: 37	
PITCHER	IP: 1.1 WLS: L BF: 13	H: 7 R: 6 ER: 5 SO: 2	BB: 1 IBB: 0 HBP: 0 BLK: 0	WP: 0 HR: 0 S: 34 P: 54	ERA: 33.75 WHIP: 6.000	PITCHER	IP: 1.0 WLS: 3 BF: 3	H: 0 R: 0 ER: 0 SO: 0	BB: 0 IBB: 0 HBP: 0 BLK: 0	WP: 0 HR: 0 S: 6 P: 8	ERA: 0.00 WHIP: 0.000												
53 Héctor Santiago, L ERA: 5.64	(1, 1)																						
54 Deolis Guerra, R ERA: 3.27	(2, 1)																						
68 Cam Bedrosian, R ERA: 1.71	(5, 1)																						
48 Jose Alvarez, L ERA: 4.8	(6, 1)																						
59 Fernando Salas, R ERA: 3.49	(8, 1)																						
Batter	1	2	3	4	5	6	7	8	9	AB	R	H	RBI	BB	SO	LOB	BOTTOM						
6 Yunel Escobar, R OBP: 0.361, SLG: 0.419										4	2	2	0	0	1	0							
56 Kole Calhoun, L OBP: 0.374, SLG: 0.458										4	0	1	0	0	1	1							
27 Mike Trout, R OBP: 0.404, SLG: 0.542										4	0	0	1	0	1	1							
5 Albert Pujols, R OBP: 0.313, SLG: 0.415										4	0	0	0	0	0	1							
19 Jefry Marte, R OBP: 0.357, SLG: 0.778										3	0	0	0	0	0	0							
12 Johnny Givofletta, R OBP: 0.279, SLG: 0.341										2	0	0	0	1	0	0							
39 Rafael Ortega, L OBP: 0.273, SLG: 0.303										3	0	0	0	0	1	1							
58 Carlos Pérez, R OBP: 0.234, SLG: 0.296										3	0	0	0	0	2	1							
8 Gregorio Petit, R OBP: 0.315, SLG: 0.407										3	0	0	0	0	2	0							
Inning Stats	R: 1 H: 1 E: 0 K: 0 S: 8	H: 1 LOB: 0 BB: 0 P: 13	R: 0 H: 0 E: 0 K: 2 S: 9	H: 0 LOB: 1 BB: 1 P: 16	R: 0 H: 0 E: 0 K: 2 S: 6	H: 0 LOB: 0 BB: 0 P: 11	R: 0 H: 0 E: 0 K: 1 S: 9	H: 0 LOB: 0 BB: 0 P: 11	R: 1 H: 2 E: 0 K: 1 S: 9	H: 2 LOB: 1 BB: 0 P: 16	R: 0 H: 0 E: 0 K: 0 S: 9	H: 0 LOB: 0 BB: 0 P: 15	R: 0 H: 0 E: 0 K: 1 S: 7	H: 0 LOB: 0 BB: 0 P: 13	R: 0 H: 0 E: 0 K: 1 S: 8	H: 0 LOB: 0 BB: 0 P: 10	1B: 2 2B: 1 3B: 0 HR: 0	SF: 0 SAC: 0 DP: 0 HBP: 0	WP: 1 PB: 0 SB: 0 CS: 0	PA: 31			
PITCHER	IP: 9.0 WLS: W BF: 31	H: 3 R: 2 ER: 2 SO: 8	BB: 1 IBB: 0 HBP: 0 BLK: 1	WP: 1 HR: 0 S: 73 P: 114	ERA: 2.00 WHIP: 0.444	PITCHER	IP: 1.0 WLS: 3 BF: 3	H: 0 R: 0 ER: 0 SO: 0	BB: 0 IBB: 0 HBP: 0 BLK: 0	WP: 0 HR: 0 S: 6 P: 8	ERA: 0.00 WHIP: 0.000												
28 Corey Kluber, R ERA: 3.65	(1, 1)																						

Cleveland Indians @ Los Angeles Angels
Angel Stadium of Anaheim, Anaheim, CA
Fri Jun 10 2016, 7:10 PM - 9:43 PM PDT
Att: 39,487 - Partly Cloudy - 70 F

AB 35
R 6
H 10
RBI 5
BB 1
SO 7
LOB 11



Cleveland Indians @ Los Angeles Angels
Angel Stadium of Anaheim, Anaheim, CA
Fri Jun 10 2016, 7:10 PM - 9:43 PM PDT
Att: 39,487 - Partly Cloudy - 70 F

AB 30
R 2
H 3
RBI 1
BB 1
SO 8
LOB 5



Batter	1	2	3	4	5	6	7	8	9	AB	R	H	RBI	BB	SO	LOB	TOP								
20 Rajai Davis, R OBP: 0.316, SLG: 0.398	G3-1		E5			K		F9		4	0	0	0	0	1	0									
22 Jason Kipnis, L OBP: 0.322, SLG: 0.413	K		F7			F8			P6	4	0	0	0	0	1	1									
11 José Ramírez, S OBP: 0.373, SLG: 0.442	K					G6-3				4	1	2	0	0	1	0									
26 Mike Napoli, R OBP: 0.313, SLG: 0.495		K			F7					4	1	2	0	0	1	1									
41 Carlos Santana, S OBP: 0.333, SLG: 0.420					K					3	1	2	1	1	1	1									
8 Lonnie Chisenhall, L OBP: 0.333, SLG: 0.418					K					3	0	0	1	0	1	4									
4 Juan Uribe, R 12 Francisco Lindor, S OBP: 0.355, SLG: 0.434					K2-3					3	0	0	0	0	2	2									
72 Tyler Naquin, L OBP: 0.366, SLG: 0.540			G4-3			K				4	0	1	1	0	2	0									
38 Chris Gimenez, R 1 Michael Martínez, S 10 Yan Gomes, R OBP: 0.207, SLG: 0.354			G4-3			K				2	0	0	0	0	1	0									
Inning Stats	R: 0 E: 0 K: 2 S: 9	H: 0 LOB: 0 BB: 0 P: 12	R: 0 E: 0 K: 2 S: 11	H: 1 LOB: 1 BB: 0 P: 16	R: 0 E: 1 K: 0 S: 10	H: 0 LOB: 1 BB: 0 P: 14	R: 0 E: 0 K: 2 S: 16	H: 1 LOB: 1 BB: 0 P: 21	R: 0 E: 0 K: 3 S: 12	H: 0 LOB: 0 BB: 0 P: 17	R: 0 E: 0 K: 1 S: 7	H: 0 LOB: 0 BB: 0 P: 10	R: 0 E: 0 K: 0 S: 4	H: 1 LOB: 1 BB: 1 P: 9	R: 0 E: 0 K: 1 S: 6	H: 0 LOB: 0 BB: 0 P: 9	R: 3 E: 0 K: 0 S: 19	H: 4 LOB: 2 BB: 1 P: 29	1B: 6 2B: 2 HR: 0	SF: 1 SAC: 0 DP: 1 HBP: 0	WP: 0 PB: 0 SB: 2 CS: 0	PA: 36			
PITCHER	IP	WLS	BF	H	R	ER	SO	BB	IBB	HBP	BLK	WP	HR	S	P	ERA	WHIP								
52 Matt Shoemaker, R ERA: 4.76	8.0		28	3	0	0	11	1	0	0	0	0	0	75	108	0.00	0.500								
16 Huston Street, R ERA: 3.99	0.2	B	7	4	3	3	0	1	0	0	0	0	0	18	28	40.50	7.500								
59 Fernando Salas, R ERA: 3.45	0.1	W	1	0	0	0	0	0	0	0	0	0	0	1	1	0.00	0.000								

Cleveland Indians @ Los Angeles Angels
Angel Stadium of Anaheim, Anaheim, CA
Sat Jun 11 2016, 7:10 PM - 10:07 PM PDT
Att: 38,296 - Cloudy - 65 F

AB 33
R 3
H 7
RBI 3
BB 2
SO 11
LOB 11



Batter	1	2	3	4	5	6	7	8	9	AB	R	H	RBI	BB	SO	LOB	BOTTOM								
6 Yunel Escobar, R OBP: 0.362, SLG: 0.416	L8		G4-3			F9				4	0	1	1	1	0	2									
56 Kole Calhoun, L OBP: 0.372, SLG: 0.454	G3					P6				4	0	1	2	0	0	0									
27 Mike Trout, R OBP: 0.406, SLG: 0.541	K					E9				4	1	2	0	0	2	2									
5 Albert Pujols, R OBP: 0.316, SLG: 0.416						F9				4	0	2	0	0	0	1									
19 Jefry Marte, R OBP: 0.344, SLG: 0.742						G6-4-3				4	0	1	1	0	1	3									
37 Todd Cunningham, S						P6				4	0	0	0	0	0	1									
12 Johnny Giavotella, R 23 Brendan Ryan, R OBP: 0.077, SLG: 0.077						G5-3				3	1	1	0	0	0	0									
47 Jett Bandy, R OBP: 0.316, SLG: 0.412						P5				3	1	1	0	0	0	0									
8 Gregorio Petit, R OBP: 0.323, SLG: 0.404										3	0	1	0	1	0	3									
Inning Stats	R: 0 E: 0 K: 1 S: 7	H: 0 LOB: 0 BB: 0 P: 9	R: 0 E: 0 K: 0 S: 9	H: 1 LOB: 0 BB: 0 P: 14	R: 0 E: 0 K: 0 S: 7	H: 1 LOB: 1 BB: 0 P: 12	R: 1 E: 1 K: 0 S: 9	H: 2 LOB: 1 BB: 0 P: 13	R: 0 E: 1 K: 0 S: 7	H: 0 LOB: 1 BB: 0 P: 11	R: 0 E: 0 K: 0 S: 10	H: 2 LOB: 1 BB: 0 P: 12	R: 2 E: 0 K: 1 S: 13	H: 3 LOB: 2 BB: 1 P: 23	R: 0 E: 0 K: 1 S: 8	H: 0 LOB: 0 BB: 0 P: 12	R: 1 E: 0 K: 0 S: 8	H: 2 LOB: 2 BB: 1 P: 17	1B: 10 2B: 2 HR: 0	SF: 0 SAC: 1 DP: 2 HBP: 0	WP: 0 PB: 0 SB: 0 CS: 0	PA: 37			
PITCHER	IP	WLS	BF	H	R	ER	SO	BB	IBB	HBP	BLK	WP	HR	S	P	ERA	WHIP								
47 Trevor Bauer, R ERA: 3.69	8.0		33	9	3	2	3	1	0	0	0	0	0	70	106	2.25	1.250								
27 Bryan Shaw, R ERA: 5.16	0.1	L	4	2	1	1	0	1	0	0	0	0	0	8	17	27.00	9.000								

Cleveland Indians @ Los Angeles Angels
Angel Stadium of Anaheim, Anaheim, CA
Sat Jun 11 2016, 7:10 PM - 10:07 PM PDT
Att: 38,296 - Cloudy - 65 F

AB 34
R 4
H 11
RBI 4
BB 2
SO 3
LOB 12



Batter	1	2	3	4	5	6	7	8	9	AB	R	H	RBI	BB	SO	LOB	TOP			
41 Carlos Santana, S (1, 10) OBP: 0.333, SLG: 0.440	4-1 BB BB		2-2 G1-3		0-2 L7		2-1 G6-3			3	0	0	0	1	0	0				
22 Jason Kipnis, L (1, 4) OBP: 0.326, SLG: 0.432	4-0 BB BB		1-0 2B		0-0 G6-3		1-2 HR			3	1	2	1	1	0	0				
12 Francisco Lindor, S (1, 6) OBP: 0.359, SLG: 0.444	1-2 L7		0-2 K		0-1 F8		4-2 BB			3	0	0	0	1	1	3				
26 Mike Napoli, R (1, 3) OBP: 0.309, SLG: 0.484	2-2 F2		1-1 G6-3		2-2 P4		2-3 K			4	0	0	0	0	1	4				
11 José Ramírez, S (1, 5) OBP: 0.367, SLG: 0.426	4-0 BB		1-0 F8		2-2 E6		0-1 G4-6-3			3	0	0	0	1	0	1				
8 Lonnie Chisenhall, L (1, 9) OBP: 0.343, SLG: 0.419	0-1 G4-3		4-2 BB FC4-6 10 HBP		0-1 1B		2-1 10 G6-4-3			3	0	2	0	1	0	3				
10 Yan Gomes, R (1, 2)		1-3 K		1-0 72 FC4-6 HBP		0-0 G6-4-3		0-1 1B		3	0	0	0	0	1	3				
72 Tyler Naquin, L (1, 8) OBP: 0.354, SLG: 0.516		1-1 G4-3		0-1 FC4-6 20 FC6-4			3-3 K			4	0	0	0	0	1	2				
20 Rajai Davis, R (1, 7) OBP: 0.318, SLG: 0.391		0-1 G4-3		0-1 FC6-4			0-1 G1-3			3	0	0	0	0	0	2				
Inning Stats	R: 0 H: 0 E: 0 K: 0 S: 13	H: 0 LOB: 3 BB: 3 P: 28	R: 0 H: 0 E: 0 K: 1 S: 7	H: 0 LOB: 0 BB: 0 P: 9	R: 0 H: 1 E: 0 K: 1 S: 9	H: 1 LOB: 1 BB: 0 P: 13	R: 0 H: 0 E: 0 K: 0 S: 7	H: 0 LOB: 0 BB: 0 P: 13	R: 0 H: 1 E: 1 K: 0 S: 9	H: 1 LOB: 1 BB: 0 P: 13	R: 0 H: 0 E: 0 K: 1 S: 8	H: 0 LOB: 0 BB: 0 P: 13	R: 1 H: 1 E: 0 K: 1 S: 12	H: 1 LOB: 0 BB: 1 P: 19	R: 0 H: 1 E: 0 K: 0 S: 5	H: 1 LOB: 0 BB: 0 P: 7	1B: 2 2B: 1 3B: 0 HR: 1	SF: 0 SAC: 0 DP: 3 HBP: 1	WP: 0 PB: 0 SB: 0 CS: 0	PA: 35
PITCHER	IP WLS BF H R ER SO BB IBB HBP BLK WP HR S P ERA WHIP	7.0 W 28 2 0 0 3 4 0 1 0 0 0 59 95 0.00 0.857	1.0 H 4 1 1 1 1 1 0 0 0 0 0 1 12 19 9.00 2.000	1.0 S 3 1 0 0 0 0 0 0 0 0 0 5 7 0.00 1.000	PITCHER															

Cleveland Indians @ Kansas City Royals
Kauffman Stadium, Kansas City, MO
Mon Jun 13 2016, 7:16 PM - 9:57 PM CDT
Att: 31,269 - Cloudy - 81 F

AB	29
R	1
H	4
RBI	1
BB	5
SO	4
LOB	18



Batter	1	2	3	4	5	6	7	8	9	AB	R	H	RBI	BB	SO	LOB	BOTTOM			
15 Whit Merrifield, R (1, 4) OBP: 0.344, SLG: 0.484	3-2 1B 3B		2-1 F9		0-2 HR		2-2 G4-3			4	2	2	1	0	0	2				
2 Alcides Escobar, R (1, 6) OBP: 0.289, SLG: 0.288	1-0 35 CS 1B		2-3 F7		2-3 K		2-3 K			4	0	1	1	0	2	2				
35 Eric Hosmer, L (1, 3) OBP: 0.375, SLG: 0.530	4-1 13 1B BB		0-3 K		3-2 6 G6-4-3 1B		3-2 G4-3			3	0	1	0	1	1	0				
6 Lorenzo Cain, R (1, 8) OBP: 0.337, SLG: 0.417	0-3 K		0-0 G4-3		1-1 G6-4-3		1-1 G5-3			4	0	0	0	0	1	2				
13 Salvador Perez, R (1, 2) OBP: 0.319, SLG: 0.505	0-1 1B		1-2 25 1B 1B		0-1 F7		3-2 1B			4	0	3	0	0	0	0				
25 Kendrys Morales, S (1, 10) OBP: 0.289, SLG: 0.338	0-0 G4-3		0-2 1B		0-3 K		3-2 L6			4	0	1	0	0	1	3				
34 Rey Fuentes, L (1, 9) OBP: 0.400, SLG: 0.378		1-0 15 F9 19 1B 1B		3-3 K		2-2 1 FC4-6 1B		2-2 G1-3		4	0	2	0	0	1	3				
19 Cheshor Cuthbert, R (1, 5) OBP: 0.298, SLG: 0.410		1-2 SAFE 1B		1-1 G6-3		2-3 K		1-2 L6		3	0	1	0	0	1	1				
1 Jarrod Dyson, L (1, 7) OBP: 0.325, SLG: 0.319		1-3 K		3-3 K		1-1 FC4-6				3	0	0	0	0	2	3				
Inning Stats	R: 1 H: 3 E: 0 K: 1 S: 11	H: 3 LOB: 2 BB: 1 P: 19	R: 0 H: 2 E: 0 K: 1 S: 14	H: 2 LOB: 0 BB: 0 P: 19	R: 0 H: 2 E: 0 K: 2 S: 13	H: 2 LOB: 0 BB: 0 P: 17	R: 1 H: 1 E: 0 K: 2 S: 12	H: 1 LOB: 0 BB: 0 P: 18	R: 0 H: 1 E: 0 K: 2 S: 13	H: 1 LOB: 1 BB: 0 P: 18	R: 0 H: 0 E: 0 K: 1 S: 10	H: 0 LOB: 0 BB: 0 P: 17	R: 0 H: 1 E: 0 K: 0 S: 12	H: 1 LOB: 1 BB: 0 P: 19	1B: 9 2B: 0 3B: 1 HR: 1	SF: 0 SAC: 0 DP: 1 HBP: 0	WP: 0 PB: 0 SB: 0 CS: 1	PA: 34		
PITCHER	IP WLS BF H R ER SO BB IBB HBP BLK WP HR S P ERA WHIP	6.0 L 27 10 2 2 8 1 0 0 0 0 0 10 17 0.00 0.000	1.0 0 0 0 0 1 0 0 0 0 0 0 0 12 19 0.00 1.000	1.0 4 1 0 0 0 0 0 0 0 0 0 0 12 19 0.00 1.000	PITCHER															

Cleveland Indians @ Kansas City Royals
Kauffman Stadium, Kansas City, MO
Mon Jun 13 2016, 7:16 PM - 9:57 PM CDT
Att: 31,269 - Cloudy - 81 F

AB	33
R	2
H	11
RBI	2
BB	1
SO	9
LOB	16



Batter	1	2	3	4	5	6	7	8	9	AB	R	H	RBI	BB	SO	LOB	TOP										
12 Tim Anderson, R OBP: 0.300, SLG: 0.467										5	0	1	0	0	2	2											
1 Adam Eaton, L OBP: 0.361, SLG: 0.402										4	1	1	0	0	2	2											
79 José Abreu, R OBP: 0.320, SLG: 0.417										3	0	0	1	1	1	1											
53 Melky Cabrera, S OBP: 0.347, SLG: 0.429										3	0	1	0	1	1	1											
21 Todd Frazier, R OBP: 0.300, SLG: 0.457										4	0	0	0	0	2	3											
31 Alex Avila, L OBP: 0.343, SLG: 0.341										3	0	0	0	1	1	1											
15 Brett Lawrie, R OBP: 0.310, SLG: 0.393										3	1	1	0	1	1	1											
26 Avisail García, R OBP: 0.313, SLG: 0.385										4	0	2	1	0	1	1											
20 JB Shuck, L OBP: 0.250, SLG: 0.286										4	0	1	0	0	2	3											
Inning Stats	R: 0 E: 0 K: 2 S: 9	H: 0 LOB: 1 BB: 1 P: 16	R: 0 E: 0 K: 2 S: 17	H: 1 LOB: 2 BB: 1 P: 30	R: 1 E: 0 K: 1 S: 10	H: 1 LOB: 0 BB: 0 P: 12	R: 0 E: 0 K: 1 S: 9	H: 0 LOB: 1 BB: 1 P: 18	R: 0 E: 0 K: 0 S: 9	H: 1 LOB: 0 BB: 0 P: 17	R: 0 E: 0 K: 1 S: 10	H: 1 LOB: 2 BB: 1 P: 11	R: 0 E: 0 K: 2 S: 10	H: 1 LOB: 1 BB: 0 P: 17	R: 1 E: 0 K: 2 S: 11	H: 2 LOB: 1 BB: 0 P: 16	1B: 3 2B: 3 3B: 1 HR: 0	SF: 0 SAC: 0 DP: 0 HBP: 0	WP: 0 PB: 0 SB: 1 CS: 0	PA: 37							
PITCHER	IP	WLS	BF	H	R	ER	SO	BB	IBB	HBP	BLK	WP	HR	S	P	ERA	WHIP										
47 Trevor Bauer, R ERA: 3.46	7.0		27	4	1	1	9	3	0	0	0	0	0	71	115	1.29	1.000										
27 Bryan Shaw, R ERA: 5.47	1.0		5	1	0	0	2	0	1	0	0	0	0	10	17	0.00	1.000										
37 Cody Allen, R ERA: 3.45	1.0	W	5	2	1	1	2	0	0	0	0	0	0	11	16	9.00	2.000										

Chicago White Sox @ Cleveland Indians
Progressive Field, Cleveland, OH
Fri Jun 17 2016, 7:11 PM - 9:57 PM EDT
Att: 27,912 - Clear - 75 F

AB	33
R	2
H	7
RBI	2
BB	4
SO	13
LOB	15



Batter	1	2	3	4	5	6	7	8	9	AB	R	H	RBI	BB	SO	LOB	BOTTOM										
20 Rajai Davis, R OBP: 0.323, SLG: 0.401										4	1	1	0	0	2	2											
22 Jason Kipnis, L OBP: 0.324, SLG: 0.424										4	0	1	1	0	1	2											
12 Francisco Lindor, S OBP: 0.364, SLG: 0.447										3	0	1	1	1	0	1											
26 Mike Napoli, R OBP: 0.299, SLG: 0.462										4	0	0	0	0	0	4											
41 Carlos Santana, S OBP: 0.332, SLG: 0.453										4	1	1	1	0	2	0											
11 José Ramírez, S OBP: 0.395, SLG: 0.415										3	0	1	0	0	1	0											
38 Chris Giménez, R OBP: 0.246, SLG: 0.314										3	0	1	0	0	0	1											
10 Yan Gomes, R OBP: 0.204, SLG: 0.339										0	0	0	0	0	0	0											
8 Lonnie Chisenhall, L OBP: 0.338, SLG: 0.403										3	0	0	0	0	0	2											
1 Michael Martínez, S OBP: 0.333, SLG: 0.467										3	1	2	0	0	0	0											
Inning Stats	R: 1 E: 0 K: 1 S: 9	H: 2 LOB: 0 BB: 0 P: 19	R: 0 E: 0 K: 1 S: 12	H: 1 LOB: 0 BB: 0 P: 17	R: 0 E: 0 K: 0 S: 5	H: 0 LOB: 0 BB: 0 P: 9	R: 0 E: 0 K: 1 S: 12	H: 0 LOB: 0 BB: 0 P: 17	R: 0 E: 0 K: 1 S: 7	H: 1 LOB: 2 BB: 1 P: 9	R: 0 E: 0 K: 1 S: 11	H: 1 LOB: 1 BB: 0 P: 17	R: 0 E: 0 K: 1 S: 8	H: 1 LOB: 0 BB: 0 P: 11	R: 1 E: 0 K: 1 S: 11	H: 2 LOB: 0 BB: 0 P: 13	R: 1 E: 0 K: 0 S: 3	H: 1 LOB: 0 BB: 0 P: 3	1B: 6 2B: 1 3B: 0 HR: 1	SF: 0 SAC: 0 DP: 0 HBP: 0	WP: 0 PB: 0 SB: 1 CS: 1	PA: 32					
PITCHER	IP	WLS	BF	H	R	ER	SO	BB	IBB	HBP	BLK	WP	HR	S	P	ERA	WHIP										
62 Jose Quintana, L ERA: 2.63	7.2		30	7	2	2	6	1	0	0	0	0	0	74	111	2.35	1.043										
65 Nate Jones, R ERA: 3.07	0.1	L	2	1	1	1	0	0	0	0	0	0	1	4	4	27.00	3.000										

Chicago White Sox @ Cleveland Indians
Progressive Field, Cleveland, OH
Fri Jun 17 2016, 7:11 PM - 9:57 PM EDT
Att: 27,912 - Clear - 75 F

AB	31
R	3
H	8
RBI	3
BB	1
SO	6
LOB	12



Batter	1	2	3	4	5	6	7	8	9	AB	R	H	RBI	BB	SO	LOB	TOP					
12 Tim Anderson, R OBP: 0.265, SLG: 0.412	G5-3			K	K			K		4	0	0	0	0	3	1	Chicago White Sox @ Cleveland Indians Progressive Field, Cleveland, OH Sat Jun 18 2016, 6:12 PM - 9:11 PM EDT Att: 31,066 - Partly Cloudy - 77 F					
1 Adam Eaton, L OBP: 0.383, SLG: 0.404	K			79 2B	1B	79 HR	1B	G6-3		4	1	2	0	0	1	0						
79 José Abreu, R OBP: 0.325, SLG: 0.437	F8			1-3	2B	HR	HR	1B		4	1	3	2	0	0	0						
53 Melky Cabrera, S OBP: 0.346, SLG: 0.427 36 Jason Coats, R (4, PH) (4, 7)	F7			4-1	BB	G6-3	G6-3	G4-3		1	0	0	0	0	0	0						
21 Todd Frazier, R OBP: 0.296, SLG: 0.449	F7			0-3	K	K	K	K		4	0	0	0	0	3	3						
27 Dioner Navarro, S OBP: 0.270, SLG: 0.343 18 Tyler Saladino, R (9, PH) OBP: 0.288, SLG: 0.418	G3			0-1	G6-3	L3	L3	1B		3	0	0	0	0	0	3						
15 Brett Lawrie, R OBP: 0.306, SLG: 0.386				0-2	F9	P6	F8	L8		4	0	0	0	0	0	1						
26 Avisail García, R OBP: 0.311, SLG: 0.383	K			2-3	K	20 FC5-4	K	K		4	0	1	0	0	3	1						
20 JB Shuck, L OBP: 0.236, SLG: 0.269	G1-3			2-2	G1-3	FC5-4	K	K		3	0	0	0	0	1	1						
Inning Stats	R: 0 E: 0 K: 1 S: 9	H: 0 LOB: 0 BB: 0 P: 10	R: 0 E: 0 K: 0 S: 9	H: 0 LOB: 0 BB: 0 P: 15	R: 0 E: 0 K: 1 S: 9	H: 0 LOB: 0 BB: 0 P: 13	R: 0 E: 0 K: 2 S: 15	H: 2 LOB: 3 BB: 1 P: 23	R: 0 E: 0 K: 1 S: 8	H: 1 LOB: 1 BB: 0 P: 12	R: 2 E: 0 K: 1 S: 14	H: 2 LOB: 0 BB: 0 P: 25	R: 0 E: 0 K: 2 S: 9	H: 0 LOB: 0 BB: 0 P: 15	R: 0 E: 0 K: 1 S: 8	H: 1 LOB: 1 BB: 0 P: 11		R: 0 E: 0 K: 2 S: 17	H: 1 LOB: 0 BB: 0 P: 21	1B: 5 2B: 1 3B: 0 HR: 1	SF: 0 SAC: 0 DP: 0 HBP: 0	WP: 0 PB: 0 SB: 0 CS: 0
PITCHER	IP WLS BF H R ER SO BB IBB HBP BLK WP HR S P ERA WHIP	IP WLS BF H R ER SO BB IBB HBP BLK WP HR S P ERA WHIP	IP WLS BF H R ER SO BB IBB HBP BLK WP HR S P ERA WHIP	IP WLS BF H R ER SO BB IBB HBP BLK WP HR S P ERA WHIP	IP WLS BF H R ER SO BB IBB HBP BLK WP HR S P ERA WHIP	IP WLS BF H R ER SO BB IBB HBP BLK WP HR S P ERA WHIP	IP WLS BF H R ER SO BB IBB HBP BLK WP HR S P ERA WHIP	IP WLS BF H R ER SO BB IBB HBP BLK WP HR S P ERA WHIP	IP WLS BF H R ER SO BB IBB HBP BLK WP HR S P ERA WHIP	IP WLS BF H R ER SO BB IBB HBP BLK WP HR S P ERA WHIP	IP WLS BF H R ER SO BB IBB HBP BLK WP HR S P ERA WHIP	IP WLS BF H R ER SO BB IBB HBP BLK WP HR S P ERA WHIP	IP WLS BF H R ER SO BB IBB HBP BLK WP HR S P ERA WHIP	IP WLS BF H R ER SO BB IBB HBP BLK WP HR S P ERA WHIP	IP WLS BF H R ER SO BB IBB HBP BLK WP HR S P ERA WHIP	IP WLS BF H R ER SO BB IBB HBP BLK WP HR S P ERA WHIP	IP WLS BF H R ER SO BB IBB HBP BLK WP HR S P ERA WHIP					
31 Danny Salazar, R ERA: 2.23	6.2	W	26	5	2	2	7	1	0	0	0	0	0	0	1	70	108	2.70	0.900			
62 Jose Chamberlain, R ERA: 2.2	0.1		1	0	0	0	1	0	0	0	0	0	0	0	0	3	5	0.00	0.000			
48 Tommy Hunter, R ERA: 3.0	1.0		4	1	0	0	1	0	0	0	0	0	0	0	8	11	0.00	1.000				
61 Dan Otero, R ERA: 1.01	1.0		4	1	0	0	2	0	0	0	0	0	0	0	17	21	0.00	1.000				

Batter	1	2	3	4	5	6	7	8	9	AB	R	H	RBI	BB	SO	LOB	BOTTOM			
41 Carlos Santana, S OBP: 0.332, SLG: 0.448	P3			F9		P5		1B		5	1	1	0	1	0	6	Chicago White Sox @ Cleveland Indians Progressive Field, Cleveland, OH Sat Jun 18 2016, 6:12 PM - 9:11 PM EDT Att: 31,066 - Partly Cloudy - 77 F			
22 Jason Kipnis, L OBP: 0.324, SLG: 0.423	12 1B	12 1B	K	K	K	K	K	L6		5	1	1	0	1	3	2				
12 Francisco Lindor, S OBP: 0.369, SLG: 0.451 1 Michael Martínez, S OBP: 0.348, SLG: 0.467	26 HR	11 FC3-2	26 S	26 G1-4-3	G6-3	11 1B	BB	1B		4	2	3	1	0	0	0				
26 Mike Napoli, R OBP: 0.298, SLG: 0.471 38 Chris Gimenez, R OBP: 0.241, SLG: 0.308	2-3 3H	11 FC3-2	4 1B	26 G1-4-3	G1-4-3	11 1B	BB	1B		4	1	1	3	0	2	3				
11 José Ramírez, S OBP: 0.365, SLG: 0.422	72 1B	FC3-2	10 BB	8 BB	K	4 HR	BB	1B		4	3	2	0	1	1	2				
4 Juan Uribe, R OBP: 0.285, SLG: 0.327	K	10 BB	72 E	10 1B	K	72 1B	HR	F9		5	3	3	0	1	3					
8 Lonnie Chisenhall, L OBP: 0.340, SLG: 0.394	72 1B	72 E	10 BB	72 1B	K	F8		L3		3	0	0	0	2	1	1				
10 Yan Gomes, R OBP: 0.209, SLG: 0.337	F8	72 E	BB	72 3B	K	F9		K		4	1	1	1	1	1	2				
72 Tyler Naquin, L OBP: 0.375, SLG: 0.553	1-3 2H	1-2 3H	BB	1-2 3H	1B	HR		41 1B		3	1	3	4	2	0	0				
Inning Stats	R: 5 E: 0 K: 1 S: 18	H: 5 LOB: 2 BB: 2 P: 33	R: 3 E: 0 K: 1 S: 15	H: 2 LOB: 3 BB: 4 P: 36	R: 0 E: 0 K: 1 S: 7	H: 1 LOB: 0 BB: 0 P: 11	R: 2 E: 0 K: 2 S: 14	H: 3 LOB: 1 BB: 0 P: 19	R: 0 E: 0 K: 2 S: 8	H: 0 LOB: 0 BB: 0 P: 14	R: 3 E: 0 K: 0 S: 12	H: 2 LOB: 0 BB: 1 P: 19	R: 0 E: 0 K: 1 S: 17	H: 1 LOB: 2 BB: 1 P: 27	R: 0 E: 0 K: 1 S: 14	H: 1 LOB: 1 BB: 1 P: 26		1B: 9 2B: 2 3B: 1 HR: 3	SF: 0 SAC: 0 DP: 1 HBP: 0	WP: 0 PB: 0 SB: 1 CS: 0
PITCHER	IP WLS BF H R ER SO BB IBB HBP BLK WP HR S P ERA WHIP	IP WLS BF H R ER SO BB IBB HBP BLK WP HR S P ERA WHIP	IP WLS BF H R ER SO BB IBB HBP BLK WP HR S P ERA WHIP	IP WLS BF H R ER SO BB IBB HBP BLK WP HR S P ERA WHIP	IP WLS BF H R ER SO BB IBB HBP BLK WP HR S P ERA WHIP	IP WLS BF H R ER SO BB IBB HBP BLK WP HR S P ERA WHIP	IP WLS BF H R ER SO BB IBB HBP BLK WP HR S P ERA WHIP	IP WLS BF H R ER SO BB IBB HBP BLK WP HR S P ERA WHIP	IP WLS BF H R ER SO BB IBB HBP BLK WP HR S P ERA WHIP	IP WLS BF H R ER SO BB IBB HBP BLK WP HR S P ERA WHIP	IP WLS BF H R ER SO BB IBB HBP BLK WP HR S P ERA WHIP	IP WLS BF H R ER SO BB IBB HBP BLK WP HR S P ERA WHIP	IP WLS BF H R ER SO BB IBB HBP BLK WP HR S P ERA WHIP	IP WLS BF H R ER SO BB IBB HBP BLK WP HR S P ERA WHIP	IP WLS BF H R ER SO BB IBB HBP BLK WP HR S P ERA WHIP	IP WLS BF H R ER SO BB IBB HBP BLK WP HR S P ERA WHIP				
25 James Shields, R ERA: 6.28	1.2	L	15	7	8	8	2	3	0	0	0	0	0	0	0	0				
64 Matt Purke, L ERA: 5.06	3.1		16	4	2	2	5	3	0	0	0	0	0	0	32	60	5.40	2.100		
34 Matt Albers, R ERA: 4.8	1.0		6	2	3	3	0	1	0	0	0	0	0	2	12	19	27.00	3.000		
33 Zach Duke, L ERA: 3.18	0.1		2	0	0	0	1	1	0	0	0	0	0	9	15	0.00	3.000			
66 Michael Ynoa, R ERA:	1.2		8	2	0	0	1	1	0	0	0	0	0	22	38	0.00	1.800			

Batter	1	2	3	4	5	6	7	8	9	AB	R	H	RBI	BB	SO	LOB	TOP										
11 Logan Forsythe, R (1.4)										4	0	0	0	0	2	1	<p>Tampa Bay Rays @ Cleveland Indians</p> <p>Progressive Field, Cleveland, OH</p> <p>Tue Jun 21 2016, 7:12 PM - 9:46 PM EDT</p> <p>Att. 15,629 - Clear - 80 F</p>										
13 Brad Miller, L (1.6)										4	0	1	0	0	1	1											
3 Evan Longoria, R (1.5)										4	0	1	0	0	1	0											
7 Logan Morrison, L (1.3)										4	0	0	0	0	2	2											
8 Desmond Jennings, R (1.8)										3	0	0	0	1	1	3											
10 Corey Dickerson, L (1.10)										3	0	1	0	0	1	1											
38 Taylor Motter, R (1.7)										3	0	0	0	0	0	1											
14 Jaff Decker, L (1.9)										3	0	0	0	0	0	0											
24 Hank Conger, L (1.2)										2	0	0	0	1	1	0											
Inning Stats	R: 0 E: 0 K: 1 S: 5	H: 0 LOB: 0 BB: 7 P: 7	R: 0 E: 0 K: 2 S: 10	H: 1 LOB: 1 BB: 0 P: 19	R: 0 E: 0 K: 1 S: 10	H: 0 LOB: 1 BB: 1 P: 20	R: 0 E: 0 K: 1 S: 7	H: 0 LOB: 0 BB: 0 P: 13	R: 0 E: 0 K: 0 S: 5	H: 0 LOB: 0 BB: 0 P: 6	R: 0 E: 0 K: 1 S: 7	H: 0 LOB: 0 BB: 0 P: 10	R: 0 E: 0 K: 2 S: 12	H: 0 LOB: 1 BB: 1 P: 19	R: 0 E: 0 K: 1 S: 8	H: 0 LOB: 0 BB: 0 P: 11		R: 0 E: 0 K: 0 S: 8	H: 2 LOB: 2 BB: 0 P: 10	1B: 3 2B: 0 3B: 0 HR: 0	SF: 0 SAC: 0 DP: 0 HBP: 0	WP: 0 PB: 1 SB: 0 CS: 1	PA: 32				
PITCHER	IP	WLS	BF	H	R	ER	SO	BB	IBB	HBP	BLK	WP	HR	S	P	ERA	WHIP										
28 Corey Kluber, R (1.1)	9.0	W	32	3	0	0	9	2	0	0	0	0	0	72	115	0.00	0.556										

Batter	1	2	3	4	5	6	7	8	9	AB	R	H	RBI	BB	SO	LOB	BOTTOM										
41 Carlos Santana, S (1.10)										4	0	0	0	0	1	3	<p>Tampa Bay Rays @ Cleveland Indians</p> <p>Progressive Field, Cleveland, OH</p> <p>Tue Jun 21 2016, 7:12 PM - 9:46 PM EDT</p> <p>Att. 15,629 - Clear - 80 F</p>										
22 Jason Kipnis, L (1.4)										3	1	1	1	1	1	1											
12 Francisco Lindor, S (1.6)										4	0	0	0	0	0	3											
26 Mike Napoli, R (1.3)										3	1	2	0	1	0	0											
11 José Ramírez, S (1.7)										4	2	2	2	0	1	2											
4 Juan Uribe, R (1.5)										4	1	1	1	0	0	3											
1 Michael Martínez, S (0.7)										0	0	0	0	0	0	0											
8 Lonnie Chisenhall, L (1.9)										4	0	2	1	0	0	1											
10 Yan Gomes, R (1.2)										4	1	2	0	0	1	2											
72 Tyler Naquin, L (1.8)										1	0	0	0	1	1	0											
Inning Stats	R: 0 E: 0 K: 1 S: 9	H: 0 LOB: 0 BB: 0 P: 18	R: 0 E: 0 K: 0 S: 8	H: 0 LOB: 1 BB: 1 P: 14	R: 2 E: 1 K: 0 S: 7	H: 2 LOB: 0 BB: 0 P: 11	R: 0 E: 0 K: 1 S: 10	H: 2 LOB: 2 BB: 0 P: 18	R: 0 E: 0 K: 0 S: 6	H: 1 LOB: 2 BB: 1 P: 12	R: 1 E: 1 K: 0 S: 8	H: 2 LOB: 1 BB: 0 P: 13	R: 0 E: 0 K: 1 S: 11	H: 0 LOB: 1 BB: 1 P: 20	R: 3 E: 0 K: 2 S: 15	H: 3 LOB: 0 BB: 0 P: 23	R: 0 E: 0 K: 0 S: 15	H: 0 LOB: 0 BB: 0 P: 23	1B: 7 2B: 2 3B: 0 HR: 2	SF: 0 SAC: 2 DP: 1 HBP: 0	WP: 0 PB: 0 SB: 2 CS: 0	PA: 36					
PITCHER	IP	WLS	BF	H	R	ER	SO	BB	IBB	HBP	BLK	WP	HR	S	P	ERA	WHIP										
4 Blake Snell, L (1.1)	6.2	L	29	7	3	2	3	3	0	0	0	0	0	57	104	2.70	1.500										
45 Enny Romero, L (7.1)	0.1		1	0	0	0	0	0	0	0	0	0	0	2	2	0.00	0.000										
54 Steve Geltz, R (8.1)	1.0		6	3	3	3	2	0	0	0	0	0	2	15	23	27.00	3.000										

AB 30
R 0
H 3
RBI 0
BB 2
SO 9
LOB 9



AB 31
R 6
H 10
RBI 5
BB 3
SO 5
LOB 15



WP: 0
PB: 0
SB: 2
CS: 0

Batter	1	2	3	4	5	6	7	8	9	AB	R	H	RBI	BB	SO	LOB	TOP										
41 Carlos Santana, S OBP: 0.331, SLG: 0.458	F8		K		F8	K			G5-3	5	0	0	0	0	2	0	Cleveland Indians @ Detroit Tigers Comerica Park, Detroit, MI Sun Jun 26 2016, 1:11 PM - 3:58 PM EDT Att: 36,502 - Cloudy - 86 F										
1 Michael Martinez, S OBP: 0.329, SLG: 0.411	P5			12 WP 26 BB	K		G6-3	12 1B	4	1	1	0	1	1	0												
12 Francisco Lindor, S OBP: 0.369, SLG: 0.473	L7			8 1B 26 WP			K		5	2	3	0	0	1	0												
26 Mike Napoli, R OBP: 0.308, SLG: 0.466		L7		8 1B			K		4	1	1	2	1	2	2												
11 José Ramírez, S OBP: 0.351, SLG: 0.425	G5-3			1 1B			K		4	1	1	0	0	0	2												
8 Lonnie Chisenhall, L OBP: 0.352, SLG: 0.451				3-H					4	2	4	3	0	0	0												
10 Yan Gomes, R OBP: 0.222, SLG: 0.363				1 1B					4	0	1	1	0	3	2												
4 Juan Uribe, R OBP: 0.281, SLG: 0.384				1 1B					4	1	1	1	0	0	1												
72 Tyler Naquin, L OBP: 0.376, SLG: 0.591				1 1B					4	1	1	1	0	1	0												
Inning Stats	R: 0 H: 0 E: 0 K: 0 S: 7	H: 0 LOB: 0 BB: 0 P: 11	R: 0 H: 1 E: 0 K: 1 S: 10	LOB: 1 BB: 0 P: 14	R: 0 H: 0 E: 0 K: 2 S: 9	LOB: 0 BB: 0 P: 14	R: 2 H: 2 E: 0 K: 1 S: 16	LOB: 1 BB: 2 P: 29	R: 6 H: 6 E: 0 K: 2 S: 17	LOB: 0 BB: 0 P: 24	R: 0 H: 0 E: 0 K: 1 S: 9	LOB: 0 BB: 0 P: 13	R: 0 H: 0 E: 0 K: 2 S: 8	LOB: 0 BB: 0 P: 14	R: 1 H: 2 E: 0 K: 0 S: 8	LOB: 2 BB: 0 P: 11		R: 0 H: 2 E: 0 K: 1 S: 16	LOB: 2 BB: 0 P: 23	1B: 8 2B: 0 3B: 1 HR: 4	SF: 0 SAC: 0 DP: 1 HBP: 0	WP: 1 PB: 0 SB: 0 CS: 0	PA: 40				
PITCHER	IP	WLS	BF	H	R	ER	SO	BB	IBB	HBP	BLK	WP	HR	S	P	ERA	WHIP										
35 Justin Verlander, R ERA: 4.3	4.2	L	24	9	8	8	5	2	0	0	0	1	4	56	87	15.43	2.357										
43 Bruce Rondón, R ERA: 1.5	1.1		4	0	0	0	2	0	0	0	0	0	0	12	18	0.00	0.000										
38 Justin Wilson, L ERA: 3.38	1.0		3	0	0	0	2	0	0	0	0	0	0	8	14	0.00	0.000										
61 Shane Greene, R ERA: 5.13	1.0		4	2	1	1	0	0	0	0	0	0	0	8	11	9.00	2.000										
56 Kyle Ryan, L ERA: 2.75	1.0		5	2	0	0	1	0	0	0	0	0	0	16	23	0.00	2.000										

Batter	1	2	3	4	5	6	7	8	9	AB	R	H	RBI	BB	SO	LOB	BOTTOM										
3 Ian Kinsler, R OBP: 0.348, SLG: 0.489	L9		L4		F8				L9	4	0	0	0	0	0	0	Cleveland Indians @ Detroit Tigers Comerica Park, Detroit, MI Sun Jun 26 2016, 1:11 PM - 3:58 PM EDT Att: 36,502 - Cloudy - 86 F										
4 Cameron Maybin, R OBP: 0.404, SLG: 0.406	G6-3		G4-3					G5-3	4	0	1	0	0	0	0												
24 Miguel Cabrera, R OBP: 0.370, SLG: 0.522					G5-3		P4	G5-3	4	0	1	0	0	0	1												
41 Victor Martinez, S OBP: 0.365, SLG: 0.531								G5-3	4	2	2	2	0	0	1												
9 Nick Castellanos, R OBP: 0.331, SLG: 0.505		P3			HR			G5-3	4	0	1	0	0	1	0												
8 Justin Upton, R OBP: 0.291, SLG: 0.379					P4			G5-3	4	0	0	0	0	1	1												
39 Jarrod Saltalamacchia, R OBP: 0.310, SLG: 0.407								L9	3	0	0	0	1	1	0												
14 Mike Aviles, R OBP: 0.255, SLG: 0.278					F8			L7	3	1	1	1	0	0	2												
1 Jose Iglesias, R OBP: 0.314, SLG: 0.332					K			G4-3	3	0	0	0	0	1	0												
Inning Stats	R: 0 H: 1 E: 0 K: 0 S: 10	H: 0 LOB: 0 BB: 0 P: 15	R: 0 H: 0 E: 0 K: 1 S: 6	LOB: 0 BB: 0 P: 9	R: 1 H: 1 E: 0 K: 1 S: 9	LOB: 0 BB: 0 P: 13	R: 1 H: 2 E: 0 K: 0 S: 13	LOB: 2 BB: 1 P: 22	R: 0 H: 1 E: 0 K: 0 S: 8	LOB: 1 BB: 0 P: 10	R: 1 H: 1 E: 0 K: 1 S: 7	LOB: 0 BB: 0 P: 10	R: 0 H: 0 E: 0 K: 0 S: 9	LOB: 0 BB: 0 P: 11	R: 0 H: 0 E: 0 K: 0 S: 10	LOB: 0 BB: 0 P: 15		R: 0 H: 0 E: 0 K: 1 S: 6	LOB: 0 BB: 0 P: 7	1B: 3 2B: 0 3B: 0 HR: 3	SF: 0 SAC: 0 DP: 0 HBP: 0	WP: 0 PB: 0 SB: 0 CS: 0	PA: 34				
PITCHER	IP	WLS	BF	H	R	ER	SO	BB	IBB	HBP	BLK	WP	HR	S	P	ERA	WHIP										
43 Josh Tomlin, R ERA: 3.32	8.0	W	31	6	3	3	3	1	0	0	0	0	3	72	105	3.38	0.875										
34 Zach McAllister, R ERA: 3.33	1.0		3	0	0	0	1	0	0	0	0	0	0	6	7	0.00	0.000										

Batter	1	2	3	4	5	6	7	8	9	AB	R	H	RBI	BB	SO	LOB	TOP				
41 Carlos Santana, S OBP: 0.337, SLG: 0.461										4	1	2	1	1	1	0	Cleveland Indians @ Atlanta Braves Turner Field, Atlanta, GA Tue Jun 28 2016, 7:11 PM - 9:50 PM EDT Att: 19,206 - Cloudy - 75 F				
22 Jason Kipnis, L OBP: 0.321, SLG: 0.440										5	1	1	0	0	1	5					
12 Francisco Lindor, S OBP: 0.370, SLG: 0.473										5	1	1	0	0	0	2					
11 José Ramírez, S OBP: 0.354, SLG: 0.424										4	0	2	2	1	0	0					
8 Lonnie Chisenhall, L OBP: 0.356, SLG: 0.468										5	0	2	0	0	2	3					
10 Yan Gomes, R OBP: 0.218, SLG: 0.356										4	0	0	0	0	2	4					
72 Tyler Naquin, L OBP: 0.391, SLG: 0.600										1	1	0	0	2	1	0					
4 Juan Uribe, R OBP: 0.284, SLG: 0.381										3	0	1	0	1	1	4					
20 Rajai Davis, R OBP: 0.326, SLG: 0.409										0	1	0	0	0	0	0					
28 Corey Kluber, R OBP: 0.250, SLG: 0.500										2	0	0	0	0	2	1					
1 Michael Martínez, S OBP: 0.322, SLG: 0.464										1	0	0	0	0	1	2					
37 Cody Allen, R										0	0	0	0	0	0	0					
Inning Stats	R: 2 H: 3 E: 0 K: 2 S: 15	H: 3 LOB: 1 BB: 0 P: 17	R: 0 H: 1 E: 0 K: 2 S: 13	H: 1 LOB: 2 BB: 0 P: 19	R: 0 H: 1 E: 0 K: 1 S: 12	H: 1 LOB: 3 BB: 2 P: 23	R: 0 H: 0 E: 0 K: 1 S: 7	H: 0 LOB: 0 BB: 0 P: 12	R: 0 H: 1 E: 0 K: 2 S: 14	H: 1 LOB: 0 BB: 0 P: 18	R: 0 H: 0 E: 0 K: 0 S: 4	H: 0 LOB: 0 BB: 1 P: 9	R: 0 H: 1 E: 0 K: 0 S: 4	H: 1 LOB: 0 BB: 0 P: 6	R: 3 H: 2 E: 1 K: 2 S: 19	H: 2 LOB: 2 BB: 2 P: 33	1B: 9 2B: 0 3B: 0 HR: 0	SF: 0 SAC: 1 DP: 2 HBP: 1	WP: 1 PB: 0 SB: 4 CS: 0	PA: 41	
PITCHER	IP WLS BF H R ER SO BB IBB HBP BLK WP HR S P ERA WHIP	IP WLS BF H R ER SO BB IBB HBP BLK WP HR S P ERA WHIP	IP WLS BF H R ER SO BB IBB HBP BLK WP HR S P ERA WHIP	IP WLS BF H R ER SO BB IBB HBP BLK WP HR S P ERA WHIP	IP WLS BF H R ER SO BB IBB HBP BLK WP HR S P ERA WHIP	IP WLS BF H R ER SO BB IBB HBP BLK WP HR S P ERA WHIP	IP WLS BF H R ER SO BB IBB HBP BLK WP HR S P ERA WHIP	IP WLS BF H R ER SO BB IBB HBP BLK WP HR S P ERA WHIP	IP WLS BF H R ER SO BB IBB HBP BLK WP HR S P ERA WHIP	IP WLS BF H R ER SO BB IBB HBP BLK WP HR S P ERA WHIP	IP WLS BF H R ER SO BB IBB HBP BLK WP HR S P ERA WHIP	IP WLS BF H R ER SO BB IBB HBP BLK WP HR S P ERA WHIP	IP WLS BF H R ER SO BB IBB HBP BLK WP HR S P ERA WHIP	IP WLS BF H R ER SO BB IBB HBP BLK WP HR S P ERA WHIP	IP WLS BF H R ER SO BB IBB HBP BLK WP HR S P ERA WHIP	IP WLS BF H R ER SO BB IBB HBP BLK WP HR S P ERA WHIP	IP WLS BF H R ER SO BB IBB HBP BLK WP HR S P ERA WHIP	IP WLS BF H R ER SO BB IBB HBP BLK WP HR S P ERA WHIP	IP WLS BF H R ER SO BB IBB HBP BLK WP HR S P ERA WHIP	IP WLS BF H R ER SO BB IBB HBP BLK WP HR S P ERA WHIP	IP WLS BF H R ER SO BB IBB HBP BLK WP HR S P ERA WHIP

AB	34
R	5
H	9
RBI	3
BB	5
SO	11
LOB	21



Batter	1	2	3	4	5	6	7	8	9	AB	R	H	RBI	BB	SO	LOB	BOTTOM				
8 Jace Peterson, L OBP: 0.344, SLG: 0.355										4	1	1	1	0	1	2	Cleveland Indians @ Atlanta Braves Turner Field, Atlanta, GA Tue Jun 28 2016, 7:11 PM - 9:50 PM EDT Att: 19,206 - Cloudy - 75 F				
11 Ender Inciarte, L OBP: 0.312, SLG: 0.311										3	0	1	2	1	1	0					
5 Freddie Freeman, L OBP: 0.368, SLG: 0.500										4	0	1	0	0	2	1					
22 Nick Markakis, L OBP: 0.331, SLG: 0.345										4	0	0	0	0	2	1					
13 Adonis García, R OBP: 0.291, SLG: 0.348										3	0	0	0	0	0	0					
15 A.J. Pierzynski, L OBP: 0.226, SLG: 0.244										3	0	0	0	0	0	0					
1 Erick Aybar, S OBP: 0.268, SLG: 0.258										3	1	1	0	0	0	0					
64 Emilio Bonifacio, S OBP: 0.294, SLG: 0.200										3	1	1	0	0	0	0					
37 Matt Wisler, R OBP: 0.295, SLG: 0.328										1	0	0	0	0	1	0					
54 Hunter Cervenka, L OBP: 0.295, SLG: 0.328										0	0	0	0	0	0	0					
53 Jim Johnson, R OBP: 0.295, SLG: 0.328										0	0	0	0	0	0	0					
38 Aroldys Vizcaino, R OBP: 0.295, SLG: 0.328										0	0	0	0	0	0	0					
39 Danio Alvarez, L OBP: 0.295, SLG: 0.328										0	0	0	0	0	0	0					
23 Chase d'Arnaud, R OBP: 0.295, SLG: 0.328										1	0	0	0	0	1	0					
Inning Stats	R: 0 H: 0 E: 0 K: 0 S: 6	H: 0 LOB: 1 BB: 0 P: 11	R: 0 H: 0 E: 0 K: 1 S: 7	H: 0 LOB: 0 BB: 0 P: 9	R: 0 H: 0 E: 0 K: 1 S: 6	H: 0 LOB: 0 BB: 0 P: 10	R: 0 H: 0 E: 0 K: 2 S: 8	H: 0 LOB: 0 BB: 0 P: 9	R: 0 H: 3 E: 0 K: 1 S: 17	H: 3 LOB: 1 BB: 0 P: 19	R: 0 H: 0 E: 0 K: 1 S: 5	H: 0 LOB: 0 BB: 0 P: 8	R: 0 H: 0 E: 0 K: 0 S: 8	H: 0 LOB: 0 BB: 0 P: 10	R: 1 H: 2 E: 0 K: 1 S: 10	H: 2 LOB: 1 BB: 0 P: 17	1B: 3 2B: 0 3B: 1 HR: 1	SF: 0 SAC: 1 DP: 1 HBP: 0	WP: 0 PB: 0 SB: 0 CS: 0	PA: 31	
PITCHER	IP WLS BF H R ER SO BB IBB HBP BLK WP HR S P ERA WHIP	IP WLS BF H R ER SO BB IBB HBP BLK WP HR S P ERA WHIP	IP WLS BF H R ER SO BB IBB HBP BLK WP HR S P ERA WHIP	IP WLS BF H R ER SO BB IBB HBP BLK WP HR S P ERA WHIP	IP WLS BF H R ER SO BB IBB HBP BLK WP HR S P ERA WHIP	IP WLS BF H R ER SO BB IBB HBP BLK WP HR S P ERA WHIP	IP WLS BF H R ER SO BB IBB HBP BLK WP HR S P ERA WHIP	IP WLS BF H R ER SO BB IBB HBP BLK WP HR S P ERA WHIP	IP WLS BF H R ER SO BB IBB HBP BLK WP HR S P ERA WHIP	IP WLS BF H R ER SO BB IBB HBP BLK WP HR S P ERA WHIP	IP WLS BF H R ER SO BB IBB HBP BLK WP HR S P ERA WHIP	IP WLS BF H R ER SO BB IBB HBP BLK WP HR S P ERA WHIP	IP WLS BF H R ER SO BB IBB HBP BLK WP HR S P ERA WHIP	IP WLS BF H R ER SO BB IBB HBP BLK WP HR S P ERA WHIP	IP WLS BF H R ER SO BB IBB HBP BLK WP HR S P ERA WHIP	IP WLS BF H R ER SO BB IBB HBP BLK WP HR S P ERA WHIP	IP WLS BF H R ER SO BB IBB HBP BLK WP HR S P ERA WHIP	IP WLS BF H R ER SO BB IBB HBP BLK WP HR S P ERA WHIP	IP WLS BF H R ER SO BB IBB HBP BLK WP HR S P ERA WHIP	IP WLS BF H R ER SO BB IBB HBP BLK WP HR S P ERA WHIP	IP WLS BF H R ER SO BB IBB HBP BLK WP HR S P ERA WHIP

AB	29
R	3
H	5
RBI	3
BB	1
SO	8
LOB	4



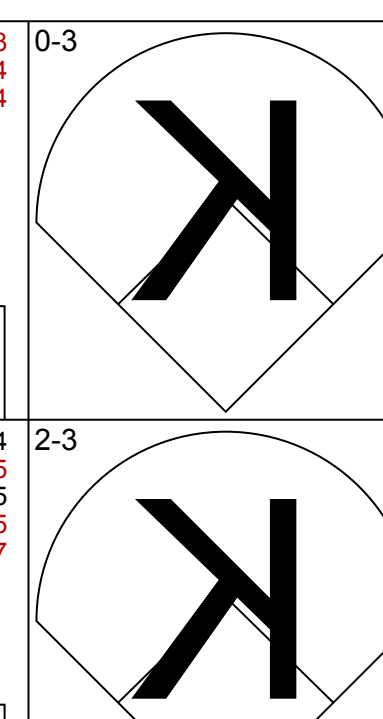
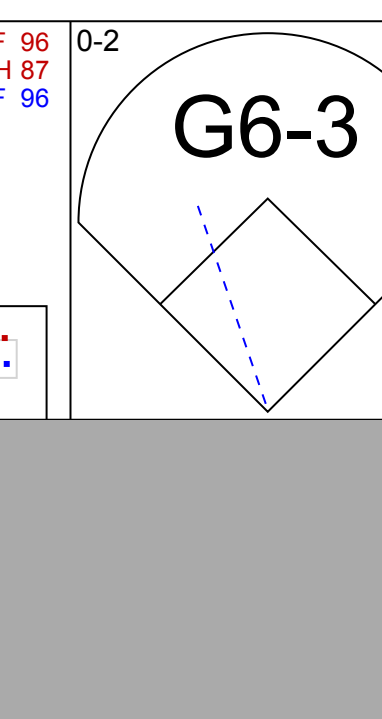
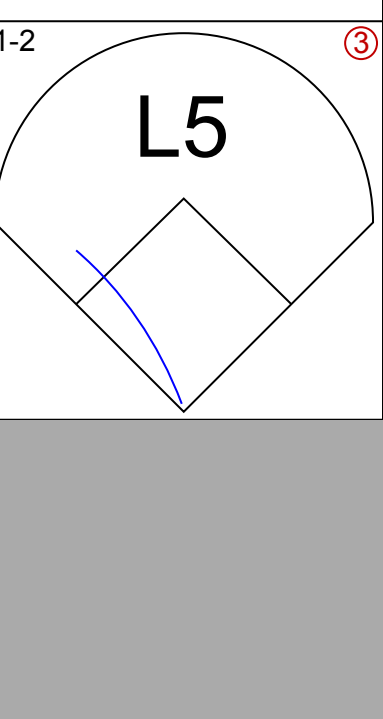
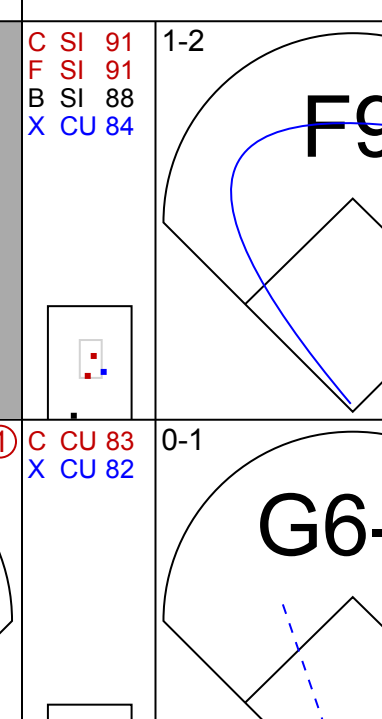
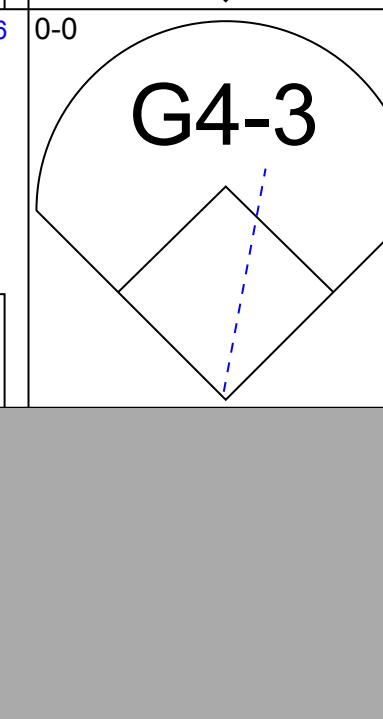
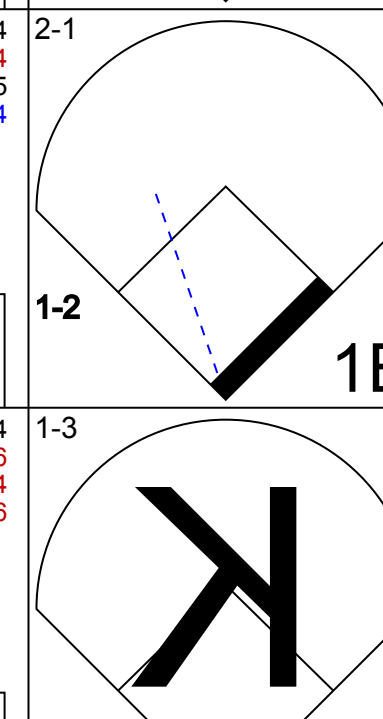
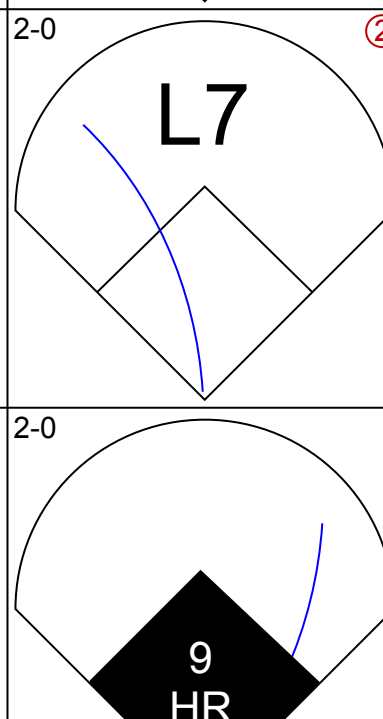


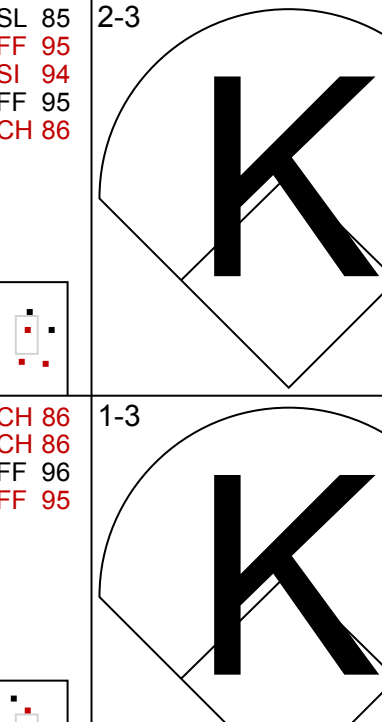
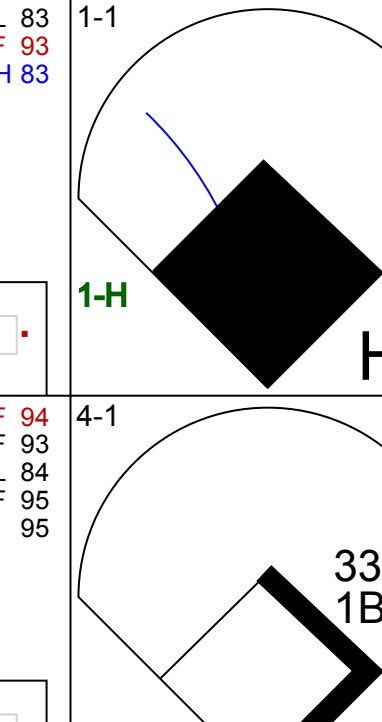
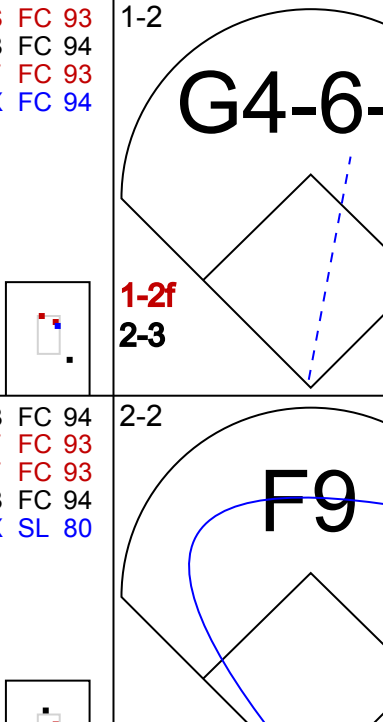
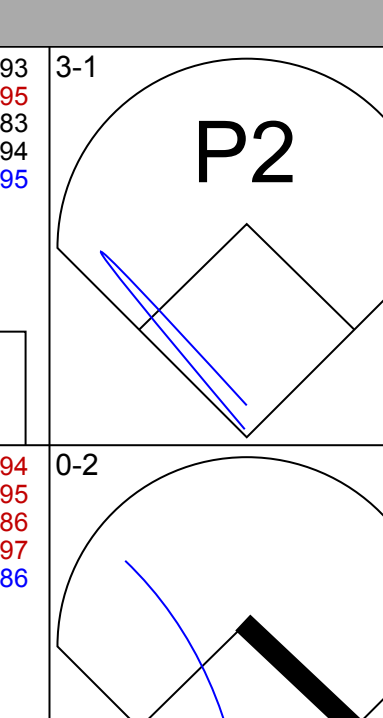
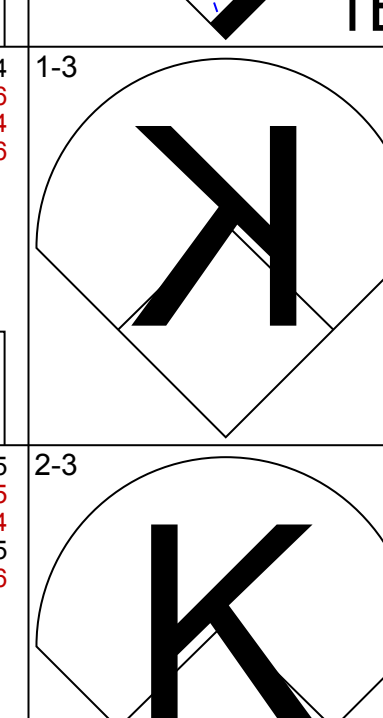
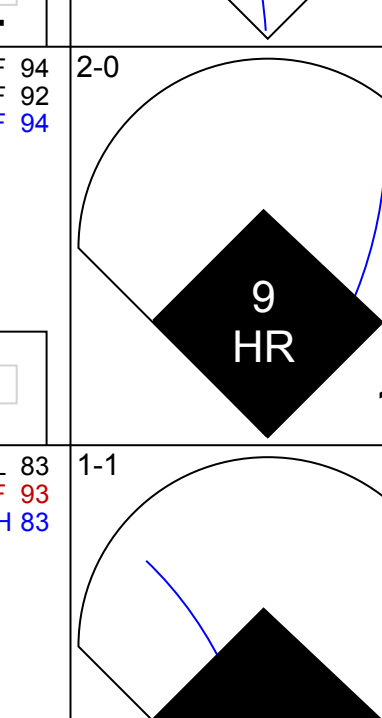
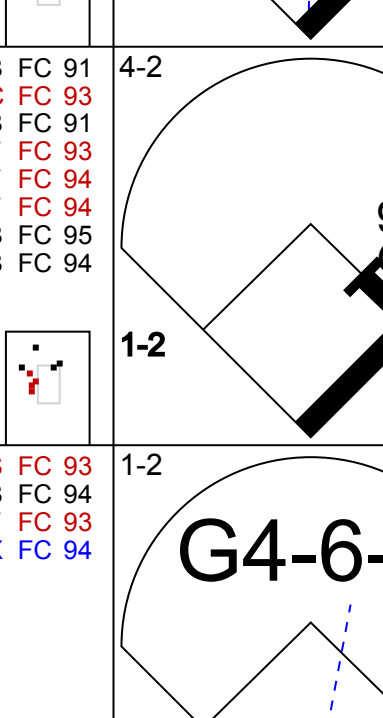
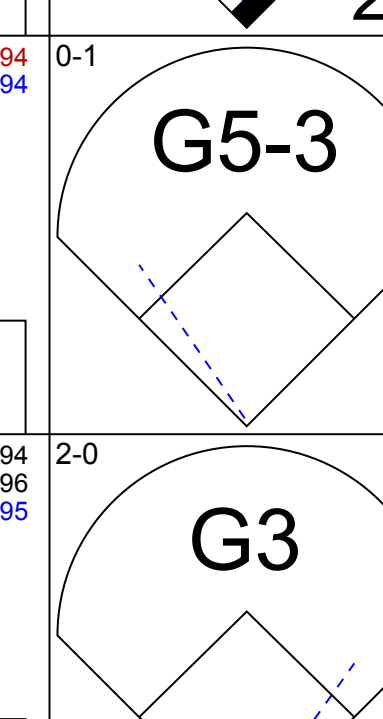
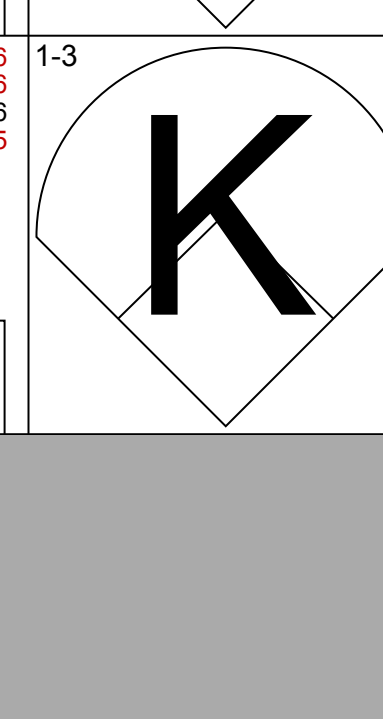
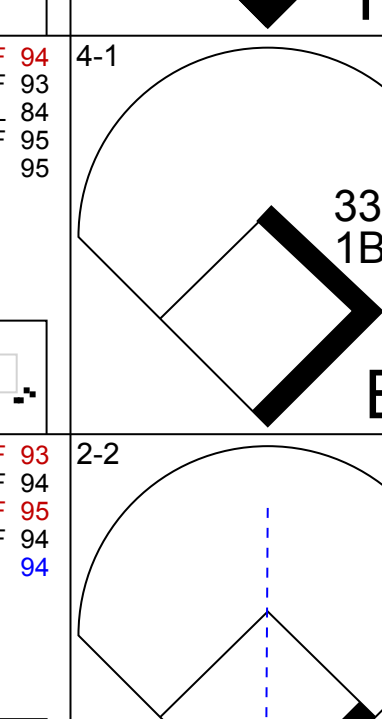
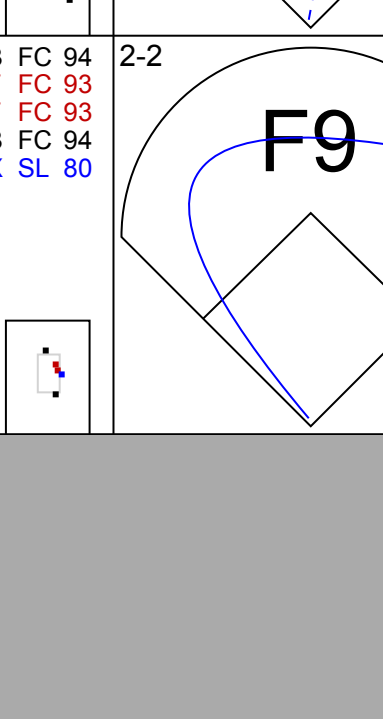


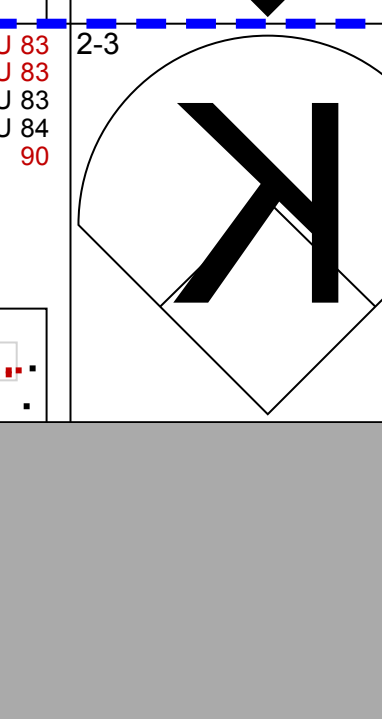

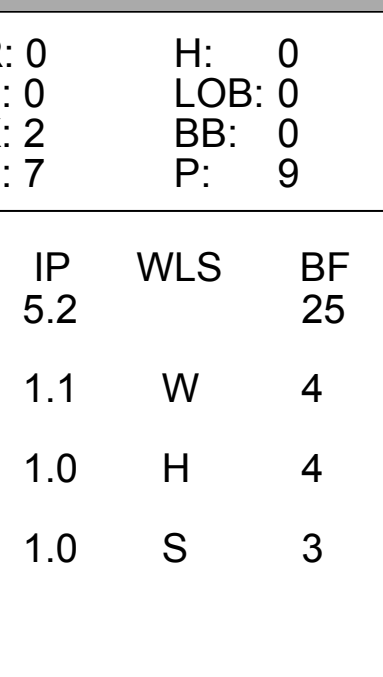
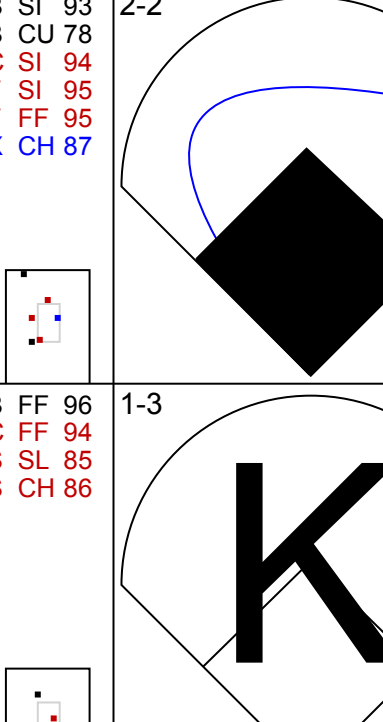
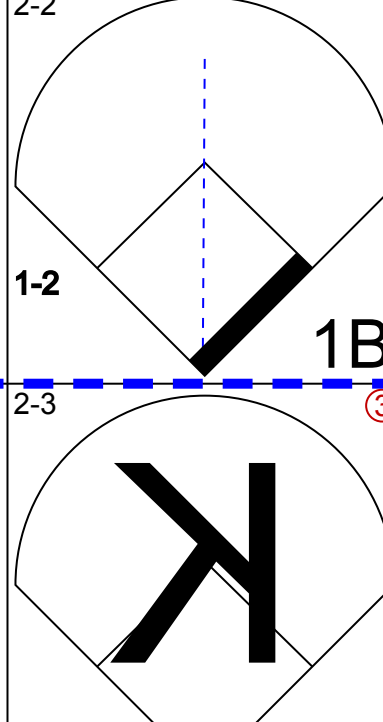
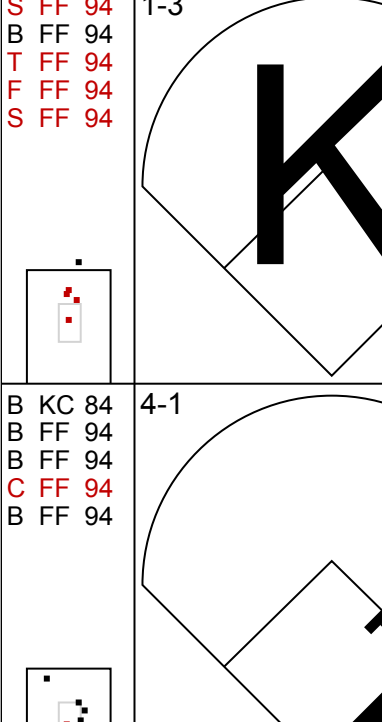
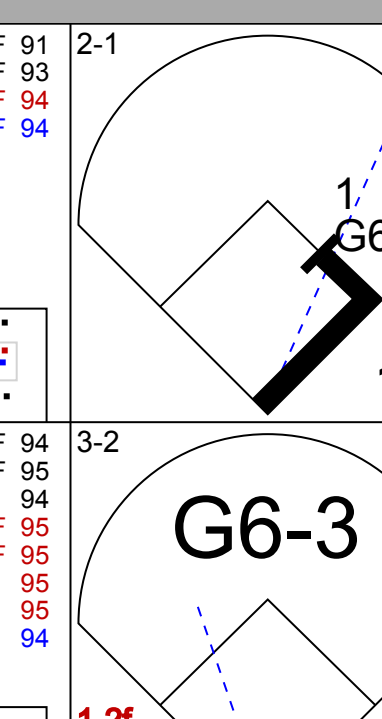
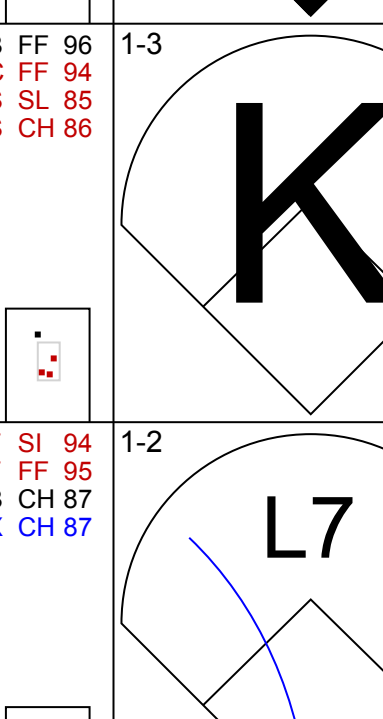

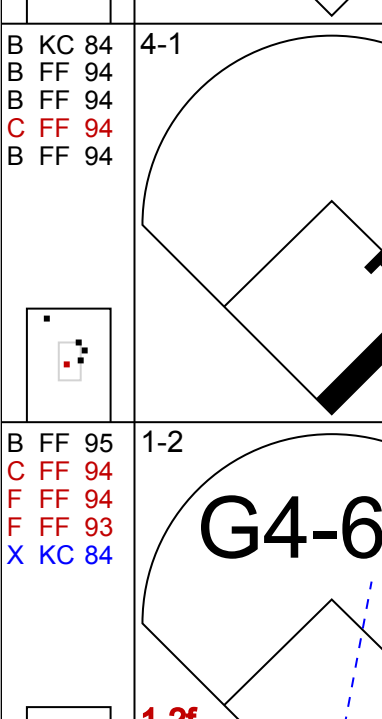
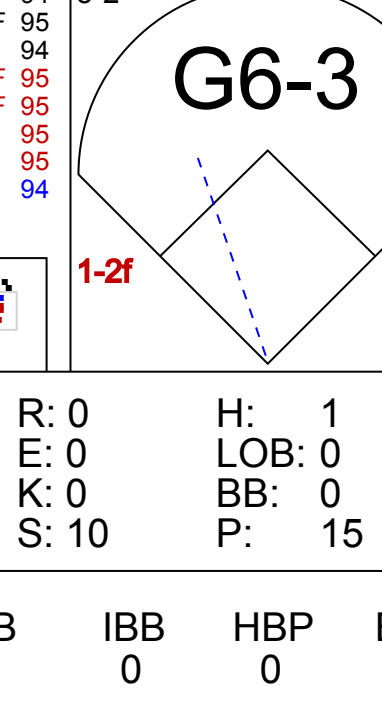
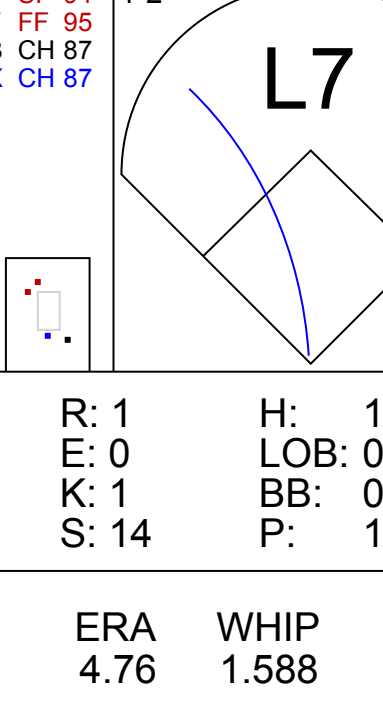
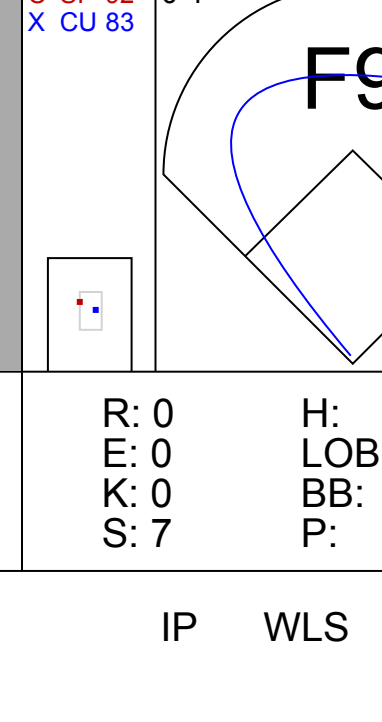
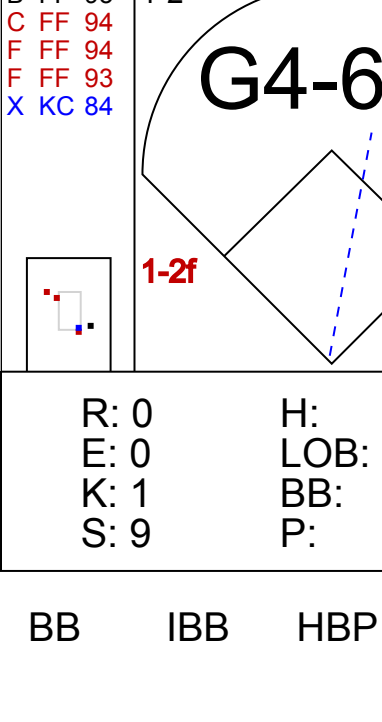
Batter	1	2	3	4	5	6	7	8	9	AB	R	H	RBI	BB	SO	LOB	TOP					
41 Carlos Santana, S (1, 3) OBP: 0.335, SLG: 0.456										4	0	1	0	0	0	0	Cleveland Indians @ Toronto Blue Jays Rogers Centre, Toronto, ON Thu Jun 30 2016, 7:09 PM - 9:41 PM EDT Att: 41,365 - Clear - 77 F					
22 Jason Kipnis, L (1, 4) OBP: 0.326, SLG: 0.452										3	1	2	1	1	0	0						
12 Francisco Lindor, S (1, 6) OBP: 0.362, SLG: 0.462										4	0	0	0	0	2	3						
26 Mike Napoli, R (1, 10) OBP: 0.312, SLG: 0.464										4	1	1	0	0	0	2						
11 José Ramírez, S (1, 7) OBP: 0.354, SLG: 0.430										4	0	2	1	0	0	2						
20 Rajai Davis, R (1, 8) OBP: 0.333, SLG: 0.433										4	2	2	1	0	0	2						
72 Tyler Naquin, L (1, 9) OBP: 0.390, SLG: 0.602										4	0	1	1	0	2	2						
4 Juan Uribe, R (1, 5) OBP: 0.283, SLG: 0.378										4	0	1	0	0	0	2						
1 Michael Martínez, S (9, 7) OBP: 0.322, SLG: 0.404										0	0	0	0	0	0	0						
38 Chris Gimenez, R (1, 2) OBP: 0.257, SLG: 0.309										4	0	0	0	0	1	2						
Inning Stats	R: 0 E: 0 K: 1 S: 11	H: 2 LOB: 2 BB: 0 P: 18	R: 1 E: 0 K: 0 S: 10	H: 2 LOB: 0 BB: 0 P: 11	R: 1 E: 0 K: 0 S: 7	H: 1 LOB: 0 BB: 0 P: 9	R: 0 E: 0 K: 1 S: 6	H: 1 LOB: 1 BB: 0 P: 8	R: 0 E: 0 K: 0 S: 8	H: 0 LOB: 1 BB: 1 P: 16	R: 1 E: 0 K: 1 S: 10	H: 2 LOB: 0 BB: 0 P: 18	R: 0 E: 0 K: 1 S: 10	H: 0 LOB: 0 BB: 0 P: 12	R: 0 E: 0 K: 1 S: 10	H: 0 LOB: 0 BB: 0 P: 11	R: 1 E: 0 K: 0 S: 10	H: 2 LOB: 1 BB: 0 P: 15	1B: 4 2B: 3 HR: 2	SF: 0 SAC: 0 HBP: 0	WP: 0 PB: 0 SB: 0 CS: 0	PA: 36
PITCHER	IP WLS BF H R ER SO BB IBB HBP BLK WP HR S P ERA WHIP																					
43 R.A. Dickey, R (1, 1) ERA: 4.21	7.0 L 28 8 3 3 4 1 0 0 0 0 0 2 62 92 3.86 1.286																					
27 Brett Cecil, L (8, 1) ERA: 4.79	1.0 3 0 0 0 1 0 0 0 0 0 0 0 10 11 0.00 0.000																					
47 Bo Schultz, R (9, 1) ERA: 9.0	1.0 5 2 1 1 0 0 0 0 0 0 0 0 10 15 9.00 2.000																					

Batter	1	2	3	4	5	6	7	8	9	AB	R	H	RBI	BB	SO	LOB	BOTTOM					
3 Ezequiel Carrera, L (1, 9) OBP: 0.385, SLG: 0.421										2	0	0	0	2	1	0	Cleveland Indians @ Toronto Blue Jays Rogers Centre, Toronto, ON Thu Jun 30 2016, 7:09 PM - 9:41 PM EDT Att: 41,365 - Clear - 77 F					
29 Devon Travis, R (1, 4) OBP: 0.315, SLG: 0.475										4	0	1	0	0	2	3						
20 Josh Donaldson, R (1, 5) OBP: 0.399, SLG: 0.577										4	1	1	1	0	2	2						
10 Edwin Encarnación, R (1, 10) OBP: 0.358, SLG: 0.535										3	0	0	0	1	1	0						
21 Michael Saunders, L (1, 7) OBP: 0.364, SLG: 0.551										4	0	0	0	0	3	1						
11 Kevin Pillar, R (1, 8) OBP: 0.286, SLG: 0.402										3	0	0	0	0	2	0						
14 Justin Smoak, S (1, 3) OBP: 0.338, SLG: 0.395										3	0	0	0	0	3	0						
18 Darwin Barney, R (1, 6) OBP: 0.339, SLG: 0.386										3	0	1	0	0	1	0						
22 Josh Thole, L (1, 2) OBP: 0.231, SLG: 0.174										2	0	0	0	0	1	0						
55 Russell Martin, R (8, PH) OBP: 0.306, SLG: 0.325										1	0	0	0	0	1	1						
Inning Stats	R: 0 E: 0 K: 0 S: 7	H: 1 LOB: 0 BB: 0 P: 9	R: 0 E: 0 K: 1 S: 10	H: 0 LOB: 0 BB: 0 P: 16	R: 0 E: 0 K: 3 S: 12	H: 0 LOB: 0 BB: 0 P: 15	R: 1 E: 0 K: 2 S: 10	H: 1 LOB: 1 BB: 1 P: 16	R: 0 E: 0 K: 2 S: 8	H: 0 LOB: 0 BB: 0 P: 12	R: 0 E: 0 K: 2 S: 10	H: 0 LOB: 0 BB: 1 P: 16	R: 0 E: 0 K: 3 S: 12	H: 0 LOB: 0 BB: 0 P: 18	R: 0 E: 0 K: 3 S: 17	H: 1 LOB: 2 BB: 1 P: 27	R: 0 E: 0 K: 1 S: 9	H: 0 LOB: 0 BB: 0 P: 11	1B: 1 2B: 1 HR: 1	SF: 0 SAC: 0 HBP: 0	WP: 1 PB: 0 SB: 0 CS: 0	PA: 32
PITCHER	IP WLS BF H R ER SO BB IBB HBP BLK WP HR S P ERA WHIP																					
59 Carlos Carrasco, R (1, 1) ERA: 2.56	7.1 W 26 3 1 1 14 2 0 0 0 0 0 0 9 13 1.23 0.682																					
27 Bryan Shaw, R (8, 1) ERA: 4.7	0.2 H 3 0 0 0 2 1 0 0 0 0 0 0 9 16 0.00 1.500																					
37 Cody Allen, R (9, 1) ERA: 3.12	1.0 S 3 0 0 0 1 0 0 0 0 0 0 0 9 11 0.00 0.000																					

Batter	1	2	3	4	5	6	7	8	9	AB	R	H	RBI	BB	SO	LOB	TOP										
20 Rajai Davis, R OBP: 0.330, SLG: 0.447	G6-3		K			F9		G6-3		4	0	0	0	0	1	0	Cleveland Indians @ Toronto Blue Jays Rogers Centre, Toronto, ON Sun Jul 03 2016, 1:08 PM - 4:18 PM EDT Att: 45,962 - Sunny - 68 F										
22 Jason Kipnis, L OBP: 0.324, SLG: 0.439 38 Chris Gimenez, R OBP: 0.235, SLG: 0.280	2B			G3		P6		K		3	0	1	0	0	0	0											
12 Francisco Lindor, S OBP: 0.356, SLG: 0.450	K			K				G6-3		4	0	0	0	0	3	1											
26 Mike Napoli, R OBP: 0.302, SLG: 0.449 72 Tyler Naquin, L OBP: 0.377, SLG: 0.564	F7			K				K		3	0	0	0	0	2	1											
41 Carlos Santana, S OBP: 0.342, SLG: 0.480	G6-3					11 F9				4	1	2	0	0	1	0											
11 José Ramírez, S OBP: 0.352, SLG: 0.423	K					F9				3	0	1	0	0	1	1											
10 Yan Gomes, R OBP: 0.216, SLG: 0.345	G6-3									3	0	1	1	0	1	1											
35 Abraham Almonte, S (1, 8)			K			G5-3				3	0	0	0	0	2	3											
8 Lonnie Chisenhall, L OBP: 0.353, SLG: 0.468			K					F9		3	0	0	0	0	2	0											
Inning Stats	R: 0 E: 0 K: 1 S: 9	H: 1 LOB: 1 BB: 0 P: 17	R: 0 E: 0 K: 1 S: 5	H: 0 LOB: 0 BB: 0 P: 7	R: 0 E: 0 K: 3 S: 10	H: 0 LOB: 0 BB: 0 P: 12	R: 0 E: 0 K: 2 S: 8	H: 0 LOB: 0 BB: 0 P: 14	R: 0 E: 0 K: 1 S: 11	H: 1 LOB: 1 BB: 0 P: 18	R: 0 E: 0 K: 1 S: 8	H: 0 LOB: 0 BB: 0 P: 11	R: 1 E: 0 K: 2 S: 14	H: 3 LOB: 2 BB: 0 P: 22	R: 0 E: 0 K: 1 S: 6	H: 0 LOB: 0 BB: 0 P: 8	R: 0 E: 0 K: 2 S: 11	H: 0 LOB: 0 BB: 0 P: 16	1B: 3 2B: 2 3B: 0 HR: 0	SF: 0 SAC: 0 DP: 0 HBP: 0	WP: 0 PB: 0 SB: 0 CS: 0	PA: 32					
PITCHER	IP	WLS	BF	H	R	ER	SO	BB	IBB	HBP	BLK	WP	HR	S	P	ERA	WHIP										
33 J.A. Happ, L ERA: 3.54	7.0	W	26	5	1	1	11	0	0	0	0	0	0	65	101	1.29	0.714										
45 Drew Storen, R ERA: 5.81	1.0		3	0	0	0	1	0	0	0	0	0	0	6	8	0.00	0.000										
62 Aaron Loup, L ERA: 6.75	1.0		3	0	0	0	2	0	0	0	0	0	0	11	16	0.00	0.000										


Batter	1	2	3	4	5	6	7	8	9	AB	R	H	RBI	BB	SO	LOB	BOTTOM										
3 Ezequiel Carrera, L OBP: 0.385, SLG: 0.396	F9	SH1-4		20 BB		20 BB		P5		3	2	1	1	2	0	0	Cleveland Indians @ Toronto Blue Jays Rogers Centre, Toronto, ON Sun Jul 03 2016, 1:08 PM - 4:18 PM EDT Att: 45,962 - Sunny - 68 F										
20 Josh Donaldson, R OBP: 0.410, SLG: 0.583	21 BB			21 BB		10 BB				4	4	4	1	2	0	0											
10 Edwin Encarnación, R OBP: 0.397, SLG: 0.545	F7			SF6		F8		21 BB		5	2	2	3	0	1	6											
21 Michael Saunders, L OBP: 0.370, SLG: 0.552	55 HR			2 SF9		2 BB		F8		5	2	3	1	1	1	4											
55 Russell Martin, R OBP: 0.313, SLG: 0.339 22 Josh Thole, L OBP: 0.225, SLG: 0.169	HR			G6-3				14 HR		4	3	3	5	2	0	0											
2 Troy Tulowitzki, R OBP: 0.309, SLG: 0.459	1B			SF9		HR		P4		5	1	3	4	0	0	3											
14 Justin Smoak, S OBP: 0.329, SLG: 0.411	K			P5		F7		HR		6	1	1	2	0	2	6											
48 Junior Lake, R OBP: 0.389, SLG: 0.500		E5				L4		L7		4	1	0	0	2	0	0											
18 Darwin Barney, R OBP: 0.346, SLG: 0.387		SH1-4				E4		F8		4	1	1	0	1	1	2											
Inning Stats	R: 3 E: 0 K: 1 S: 16	H: 4 LOB: 1 BB: 0 P: 26	R: 0 E: 1 K: 2 S: 14	H: 0 LOB: 3 BB: 2 P: 26	R: 0 E: 0 K: 1 S: 17	H: 1 LOB: 2 BB: 1 P: 30	R: 2 E: 0 K: 0 S: 12	H: 2 LOB: 2 BB: 2 P: 25	R: 0 E: 1 K: 0 S: 10	H: 0 LOB: 2 BB: 2 P: 21	R: 8 E: 0 K: 1 S: 27	H: 7 LOB: 3 BB: 3 P: 48	R: 0 E: 0 K: 0 S: 6	H: 0 LOB: 0 BB: 0 P: 9	R: 4 E: 0 K: 0 S: 17	H: 4 LOB: 0 BB: 0 P: 24	1B: 10 2B: 5 3B: 0 HR: 3	SF: 2 SAC: 1 DP: 0 HBP: 0	WP: 0 PB: 0 SB: 0 CS: 1	PA: 53							
PITCHER	IP	WLS	BF	H	R	ER	SO	BB	IBB	HBP	BLK	WP	HR	S	P	ERA	WHIP										
28 Corey Kluber, R ERA: 3.79	3.1	L	22	7	5	5	4	3	1	0	0	0	1	53	95	13.50	3.000										
62 Joba Chamberlain, R ERA: 2.25	1.2		8	0	0	0	0	2	1	0	0	0	0	16	33	0.00	1.200										
33 Tom Gorzelanny, L ERA: 2.13	0.1		8	4	7	7	0	3	0	0	0	0	1	17	34	189.00	21.000										
48 Tommy Hunter, R ERA: 3.72	0.2		5	3	1	1	1	0	0	0	0	0	0	10	14	13.50	4.500										
36 Chris Gimenez, R ERA: 18.0	2.0		10	4	4	4	0	0	0	0	0	0	1	23	33	18.00	2.000										

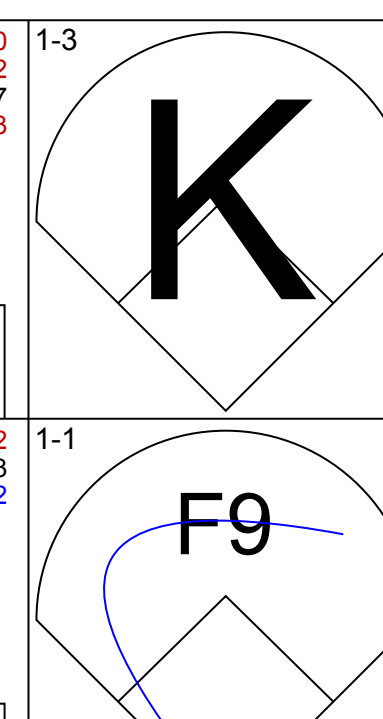
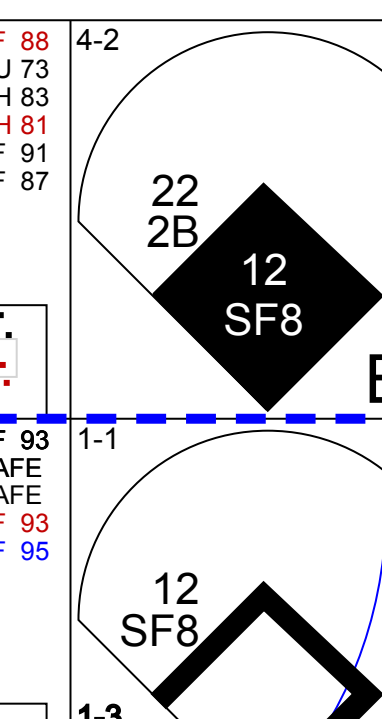
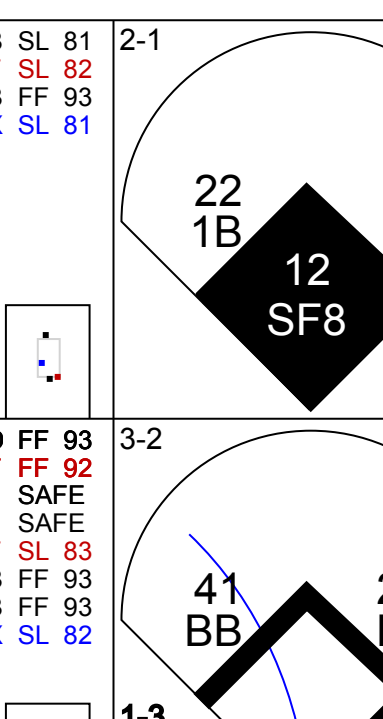
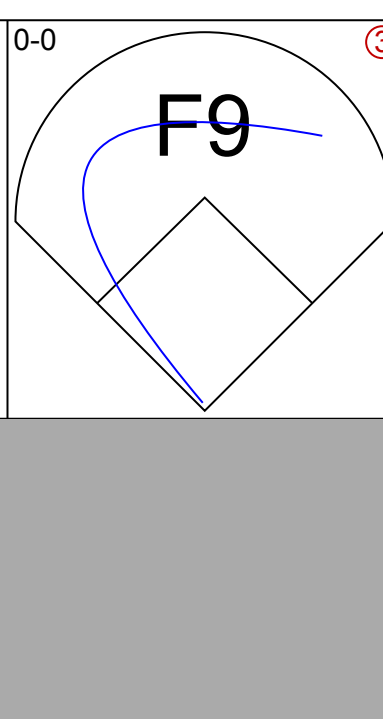
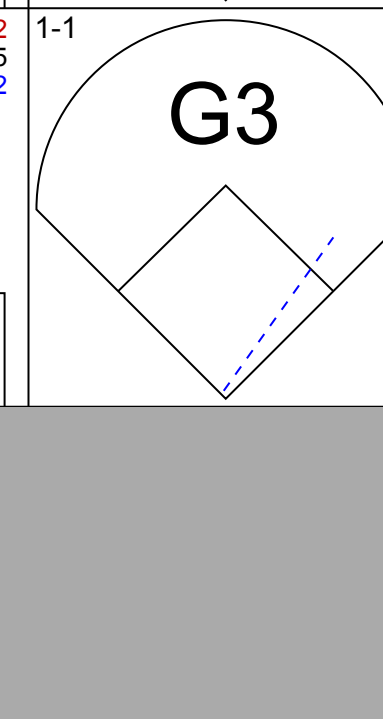
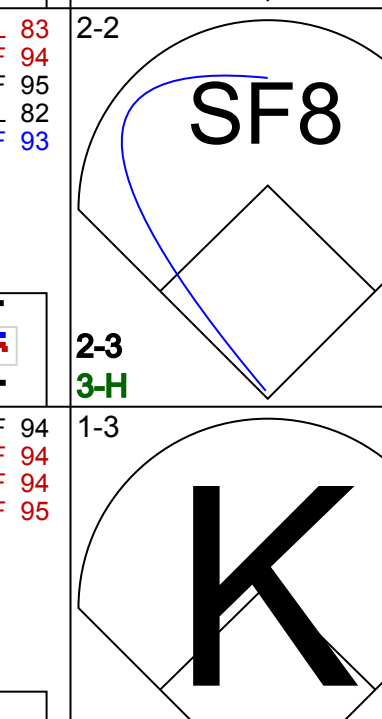
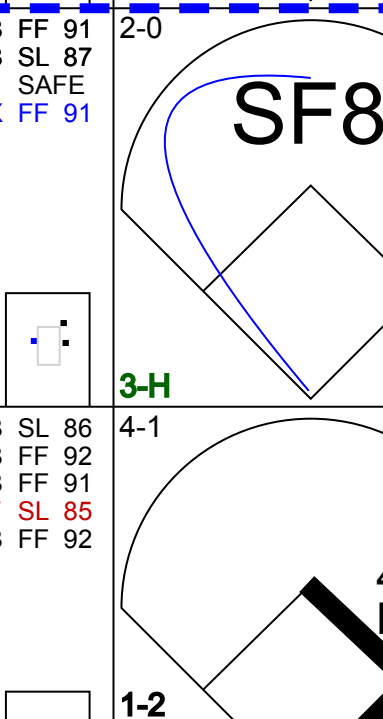
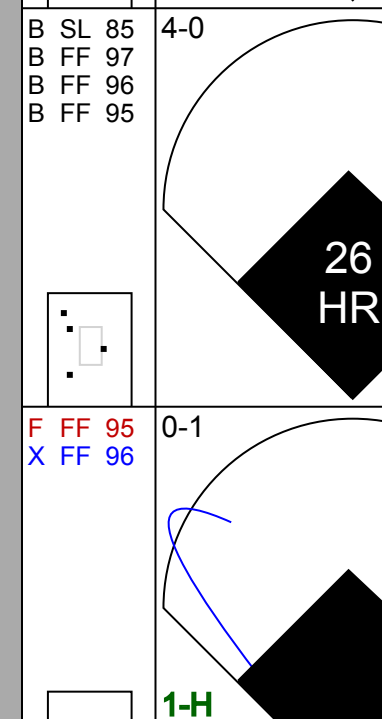

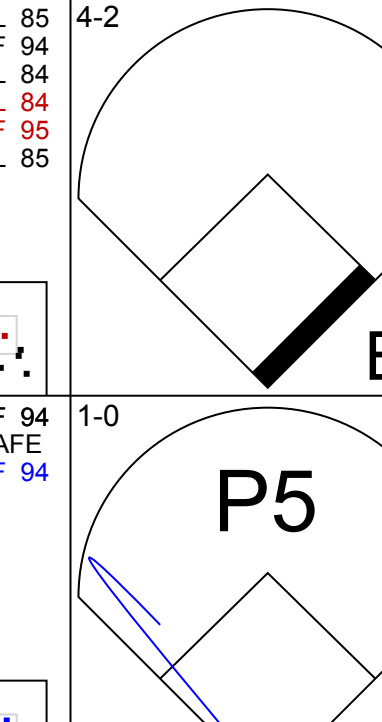
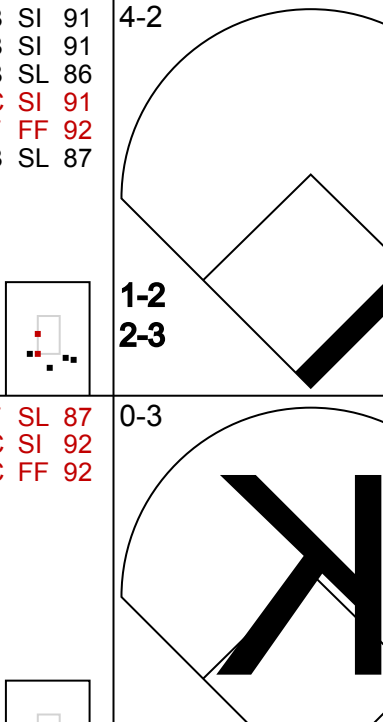
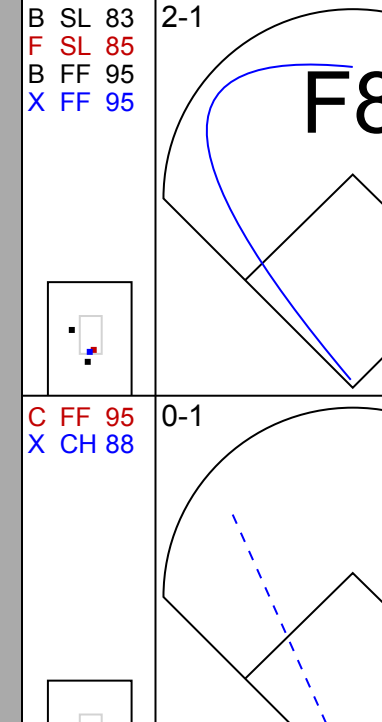
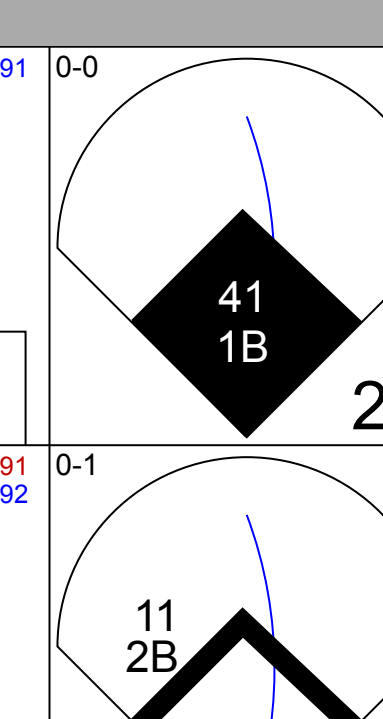
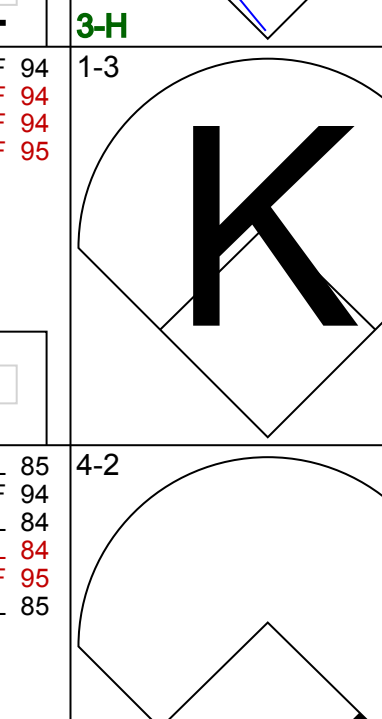
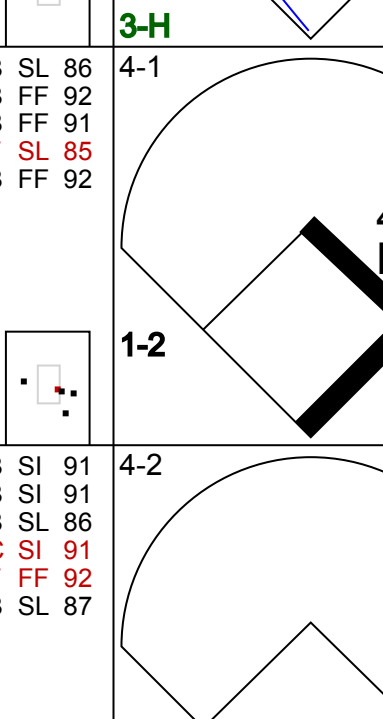
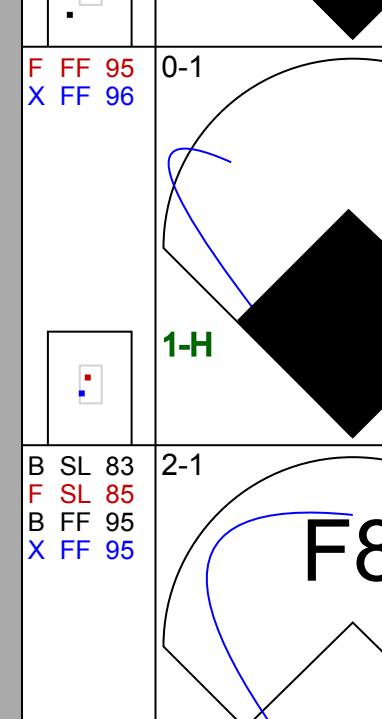
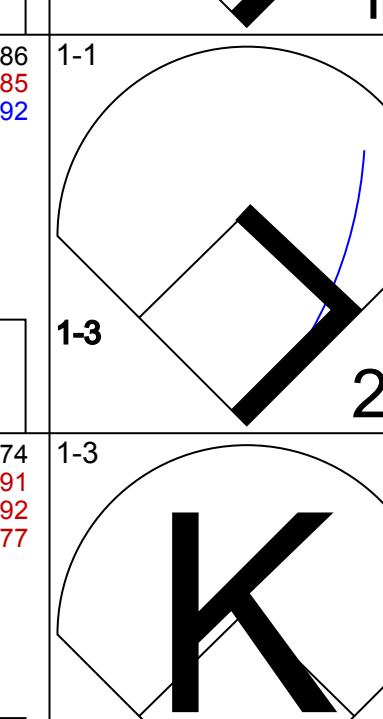
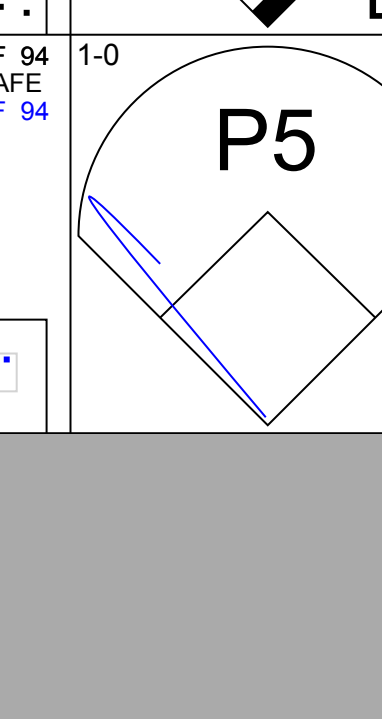
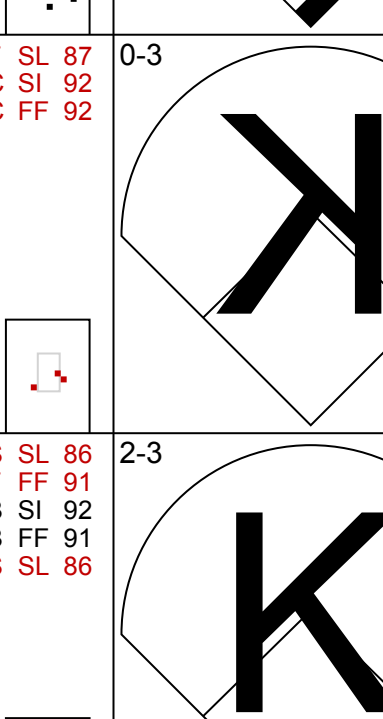
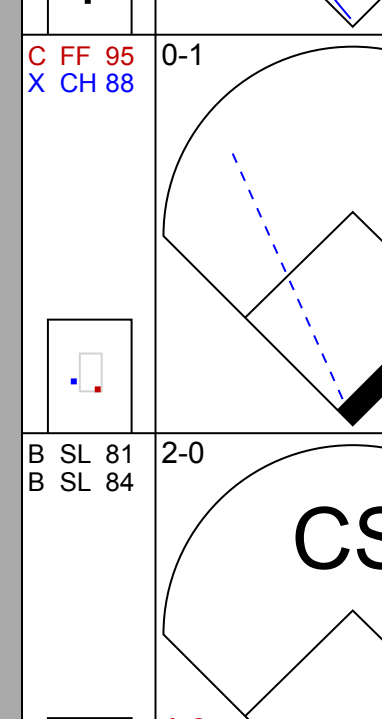
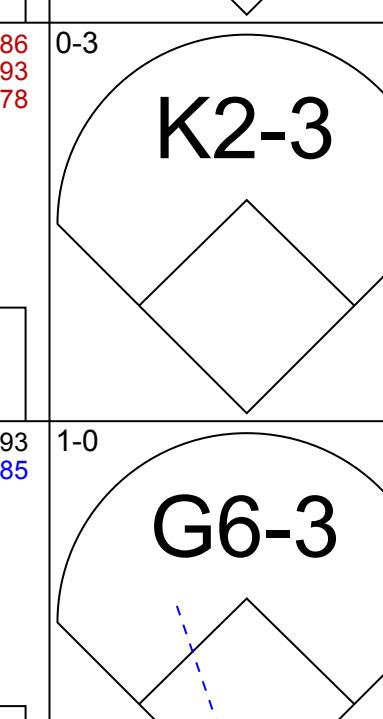



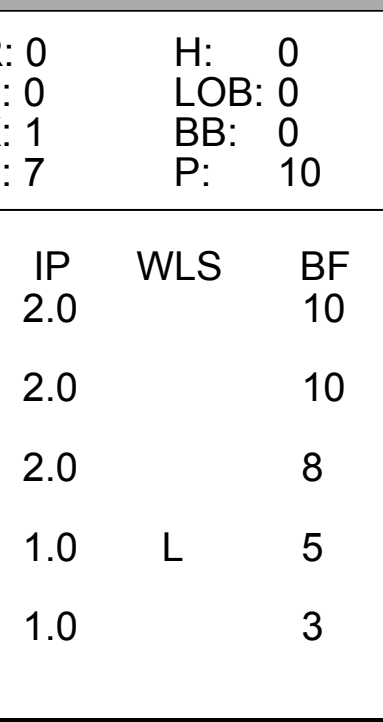
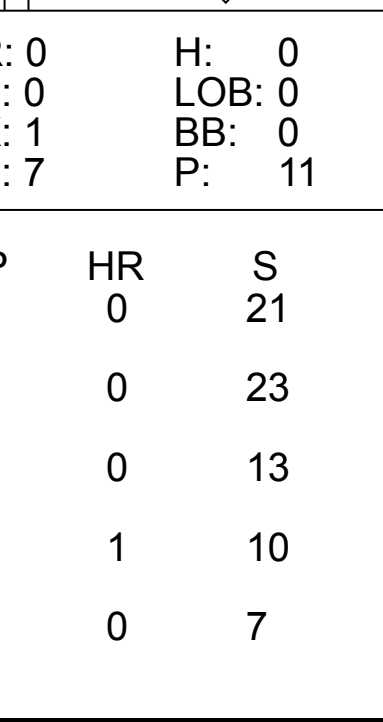
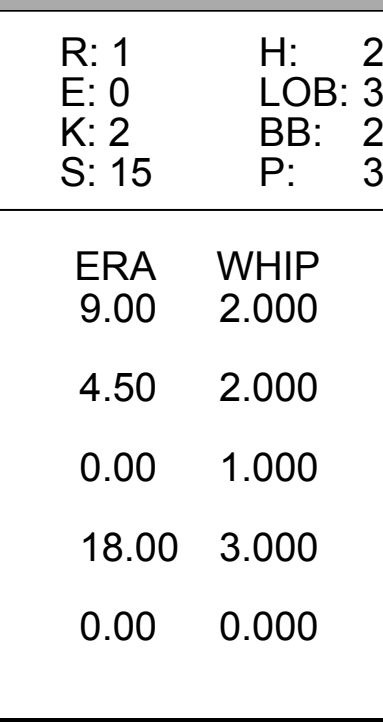
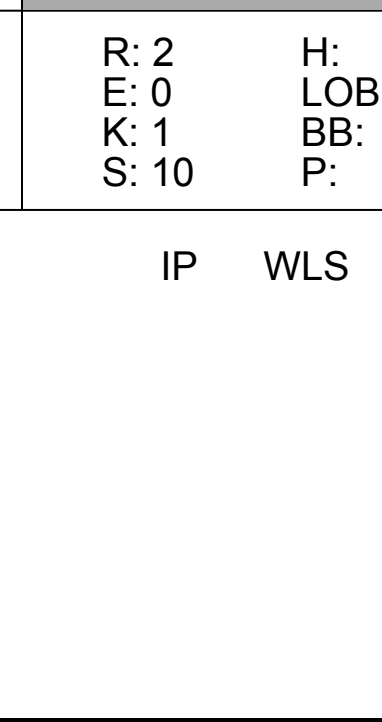
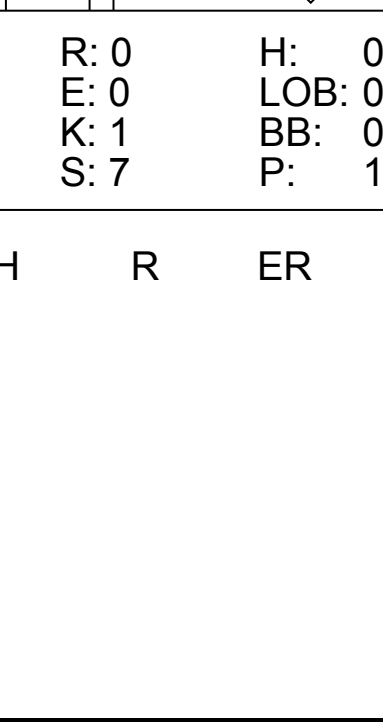
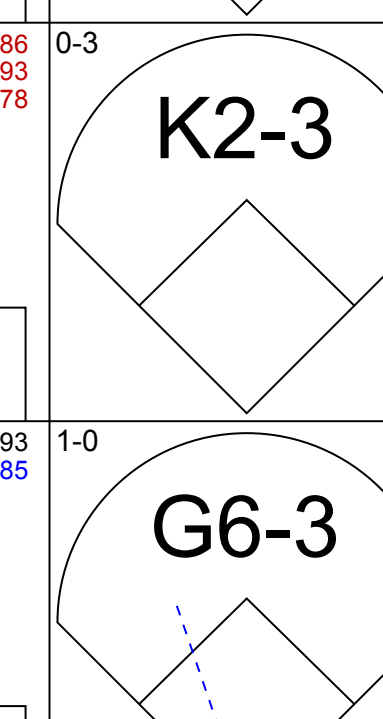
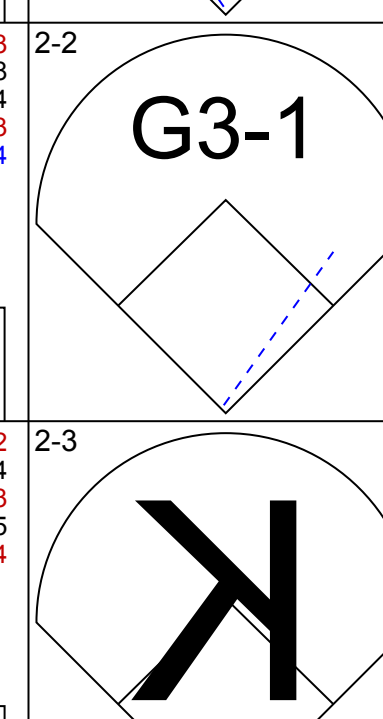
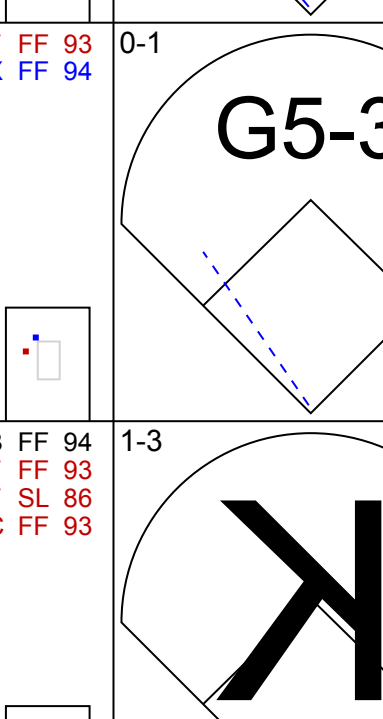
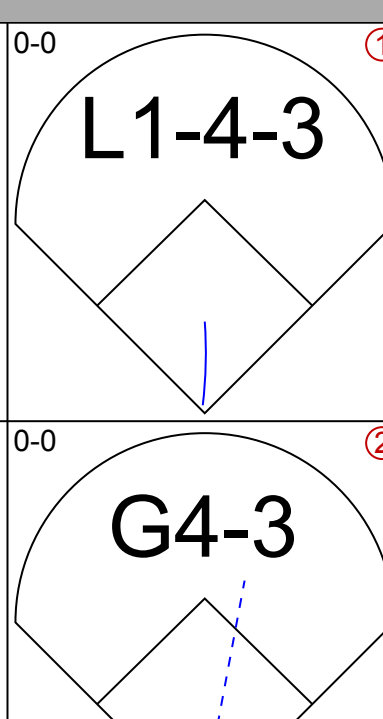
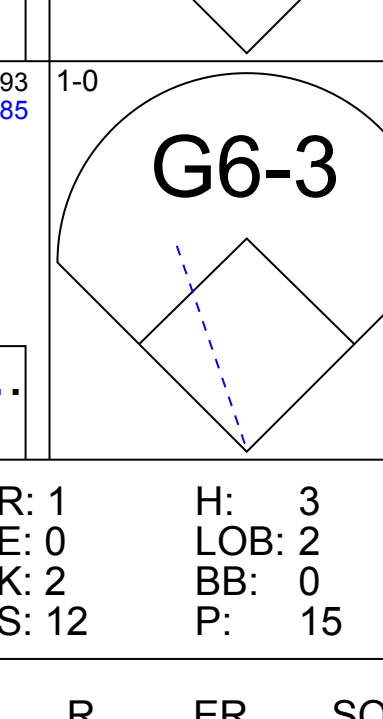
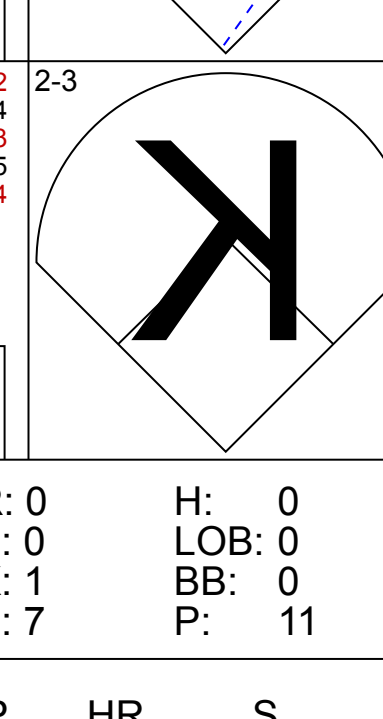
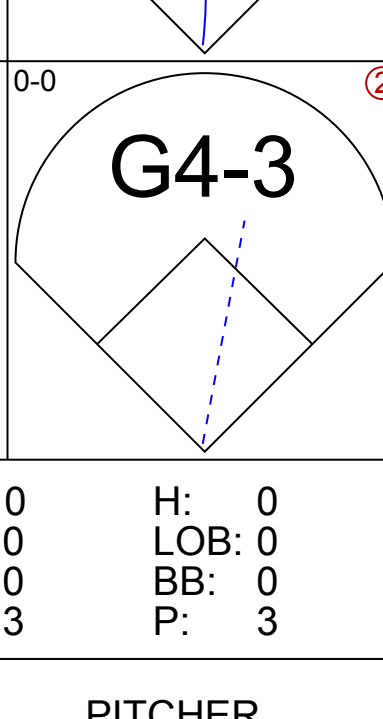
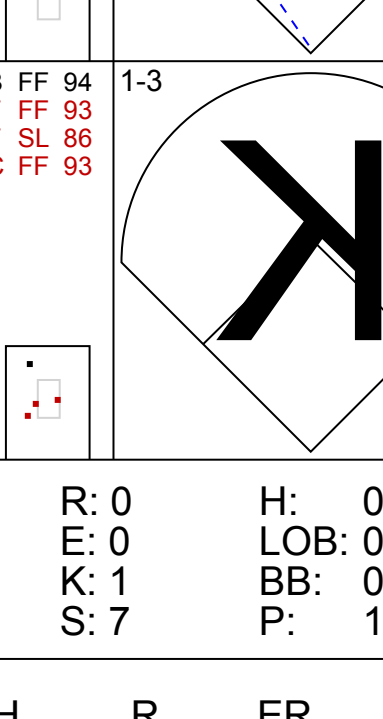


Batter	1	2	3	4	5	6	7	8	9	AB	R	H	RBI	BB	SO	LOB	TOP					
3 Ian Kinsler, R OBP: 0.348, SLG: 0.496										4	0	0	0	0	1	0						
4 Cameron Maybin, R OBP: 0.414, SLG: 0.420										4	0	1	0	0	1	0						
24 Miguel Cabrera, R OBP: 0.380, SLG: 0.530										4	0	2	0	0	0	0						
41 Victor Martinez, S OBP: 0.364, SLG: 0.529										3	1	1	0	1	1	2						
9 Nick Castellanos, R OBP: 0.342, SLG: 0.528										4	1	2	2	0	1	4						
8 Justin Upton, R OBP: 0.286, SLG: 0.369										3	0	0	0	1	1	4						
33 Steven Moya, L OBP: 0.333, SLG: 0.616										4	1	2	1	0	1	1						
34 James McCann, R OBP: 0.260, SLG: 0.329										3	0	1	0	1	2	2						
1 Jose Iglesias, R OBP: 0.313, SLG: 0.340										4	0	0	0	0	0	2						
Inning Stats	R: 0 E: 0 K: 2 S: 7	H: 0 LOB: 0 BB: 0 P: 9	R: 0 E: 0 K: 0 S: 10	H: 1 LOB: 1 BB: 0 P: 15	R: 0 E: 0 K: 0 S: 10	H: 1 LOB: 0 BB: 0 P: 15	R: 0 E: 0 K: 3 S: 13	H: 2 LOB: 2 BB: 0 P: 19	R: 1 E: 0 K: 1 S: 14	H: 1 LOB: 0 BB: 0 P: 19	R: 2 E: 0 K: 1 S: 13	H: 3 LOB: 2 BB: 1 P: 27	R: 0 E: 0 K: 0 S: 7	H: 0 LOB: 0 BB: 0 P: 8	R: 0 E: 0 K: 0 S: 12	H: 1 LOB: 1 BB: 1 P: 20	R: 0 E: 0 K: 1 S: 9	H: 0 LOB: 0 BB: 1 P: 15	1B: 6 2B: 1 3B: 0 HR: 2	SF: 0 SAC: 0 DP: 3 HBP: 0	WP: 0 PB: 0 SB: 0 CS: 0	PA: 36
PITCHER	IP	WLS	BF	H	R	ER	SO	BB	IBB	HBP	BLK	WP	HR	S	P	ERA	WHIP					
31 Danny Salazar, R ERA: 2.36	5.2		25	8	3	3	6	1	0	0	0	0	2	64	99	4.76	1.588					
53 Jeff Manship, R ERA: 2.22	1.1	W	4	0	0	0	1	0	0	0	0	0	0	10	13	0.00	0.000					
27 Bryan Shaw, R ERA: 4.41	1.0	H	4	1	0	0	0	1	0	0	0	0	0	12	20	0.00	2.000					
37 Cody Allen, R ERA: 3.03	1.0	S	3	0	0	0	1	1	0	0	0	0	0	9	15	0.00	1.000					

Detroit Tigers @ Cleveland Indians
 Progressive Field, Cleveland, OH
 Mon Jul 04 2016, 9:32 PM - 12:49 AM EDT
 Att: 34,163 - Overcast - 70 F


AB 33
 R 3
 H 9
 RBI 3
 BB 3
 SO 8
 LOB 15



Batter	1	2	3	4	5	6	7	8	9	AB	R	H	RBI	BB	SO	LOB	BOTTOM					
20 Rajai Davis, R OBP: 0.332, SLG: 0.446										3	2	1	0	1	1	0						
22 Jason Kipnis, L OBP: 0.326, SLG: 0.443										4	0	2	0	0	1	0						
12 Francisco Lindor, S OBP: 0.355, SLG: 0.449										1	1	0	2	1	0	0						
26 Mike Napoli, R OBP: 0.308, SLG: 0.464										3	2	2	2	1	1	1						
41 Carlos Santana, S OBP: 0.346, SLG: 0.480										2	0	1	1	2	0	0						
11 José Ramírez, S OBP: 0.354, SLG: 0.428										4	0	2	0	0	1	5						
10 Yan Gomes, R OBP: 0.212, SLG: 0.339										4	0	0	0	0	2	5						
4 Juan Uribe, R OBP: 0.280, SLG: 0.369										3	0	0	0	0	1	2						
8 Lonnie Chisenhall, L OBP: 0.351, SLG: 0.466										1	0	0	0	0	0	0						
35 Abraham Almonte, S ERA: 10.04										4	0	0	0	0	2	2						
Inning Stats	R: 0 E: 0 K: 1 S: 7	H: 0 LOB: 0 BB: 0 P: 10	R: 1 E: 0 K: 2 S: 12	H: 3 LOB: 2 BB: 0 P: 15	R: 1 E: 0 K: 1 S: 13	H: 1 LOB: 2 BB: 2 P: 26	R: 0 E: 0 K: 1 S: 7	H: 0 LOB: 0 BB: 0 P: 11	R: 1 E: 0 K: 2 S: 15	H: 2 LOB: 3 BB: 2 P: 32	R: 0 E: 0 K: 0 S: 3	H: 0 LOB: 0 BB: 0 P: 3	R: 2 E: 0 K: 1 S: 10	H: 2 LOB: 1 BB: 1 P: 21	R: 0 E: 0 K: 1 S: 7	H: 0 LOB: 0 BB: 0 P: 10	1B: 4 2B: 3 3B: 0 HR: 1	SF: 2 SAC: 0 DP: 0 HBP: 0	WP: 0 PB: 0 SB: 0 CS: 1	PA: 37		
PITCHER	IP	WLS	BF	H	R	ER	SO	BB	IBB	HBP	BLK	WP	HR	S	P	ERA	WHIP					
44 Daniel Norris, L ERA: 4.85	2.0		10	3	2	2	3	1	0	0	0	0	0	21	31	9.00	2.000					
50 Dustin Moleken, R ERA: 4.5	2.0		10	3	1	1	2	1	0	0	0	0	0	23	41	4.50	2.000					
30 Alex Wilson, R ERA: 3.72	2.0		8	0	0	0	2	2	0	0	0	0	0	13	25	0.00	1.000					
43 Bruce Rondón, R ERA: 3.12	1.0	L	5	2	2	2	1	1	0	0	0	0	1	10	21	18.00	3.000					
21 Mark Lowe, R ERA: 10.04	1.0		3	0	0	0	1	0	0	0	0	0	0	7	10	0.00	0.000					

Detroit Tigers @ Cleveland Indians
 Progressive Field, Cleveland, OH
 Mon Jul 04 2016, 9:32 PM - 12:49 AM EDT
 Att: 34,163 - Overcast - 70 F

AB 29
 R 5
 H 8
 RBI 5
 BB 5
 SO 9
 LOB 15



Batter	1	2	3	4	5	6	7	8	9	AB	R	H	RBI	BB	SO	LOB	TOP										
11 Brett Gardner, L OBP: 0.353, SLG: 0.348 31 Aaron Hicks, S OBP: 0.264, SLG: 0.304	2-1 FC4-6 1B		3-2 G4-3			2-3 K		2-3 K		3	0	1	0	0	1	0											
22 Jacoby Ellsbury, L OBP: 0.344, SLG: 0.391	1-0 FC4-6 1-2		0-2 L7			2-0 L7		2-3 K		4	0	0	0	0	1	1											
36 Carlos Beltrán, S OBP: 0.333, SLG: 0.554	0-1 G3-6-3			2-0 L7		1-3 K		1-0 2B		4	1	1	0	0	1	1											
34 Brian McCann, L OBP: 0.343, SLG: 0.457	1-2 1B			2-3 K		0-1 HR		2-1 2B		4	1	3	2	0	1	0											
25 Mark Teixeira, S OBP: 0.269, SLG: 0.315 27 Austin Romine, R OBP: 0.267, SLG: 0.433	1-3 K			0-0 G4-3		1-0 L7		0-2 P2		2	0	0	0	0	1	1											
14 Starlin Castro, R OBP: 0.291, SLG: 0.394	0-3 K				0-1 L9			1-0 L7		4	0	0	0	0	1	2											
18 Didi Gregorius, L OBP: 0.327, SLG: 0.462	2-2 1B			1-2 2B		0-1 L9				3	0	2	0	0	0	0											
12 Chase Headley, S OBP: 0.330, SLG: 0.374 17 Ronald Torreyes, R OBP: 0.286, SLG: 0.297	1-1 P6			0-3 K		3-2 G5-3				2	0	0	0	0	1	3											
38 Rob Refsnyder, R OBP: 0.352, SLG: 0.390	0-1 G5-3			0-0 G5-3		0-3 K				3	0	0	0	0	1	1											
Inning Stats	R: 0 E: 0 K: 0 S: 5	H: 1 LOB: 0 BB: 0 P: 8	R: 0 E: 0 K: 2 S: 15	H: 2 LOB: 2 BB: 0 P: 20	R: 0 E: 0 K: 0 S: 8	H: 0 LOB: 0 BB: 0 P: 11	R: 0 E: 0 K: 1 S: 7	H: 0 LOB: 0 BB: 0 P: 11	R: 0 E: 0 K: 2 S: 8	H: 0 LOB: 0 BB: 0 P: 13	R: 1 E: 0 K: 0 S: 6	H: 1 LOB: 0 BB: 0 P: 8	R: 0 E: 0 K: 2 S: 9	H: 0 LOB: 0 BB: 0 P: 14	R: 1 E: 0 K: 1 S: 11	H: 2 LOB: 1 BB: 0 P: 16	1B: 3 2B: 3 3B: 0 HR: 1	SF: 0 SAC: 0 DP: 1 HBP: 0	WP: 1 PB: 0 SB: 0 CS: 0	PA: 33							
PITCHER	IP	WLS	BF	H	R	ER	SO	BB	IBB	HBP	BLK	WP	HR	S	P	ERA	WHIP										
28 Corey Kluber, R ERA: 3.61	8.0	W	28	5	1	1	8	0	0	0	0	0	1	68	96	1.12	0.625										
28 Corey Kluber, R ERA: 3.61	8.0	W	28	5	1	1	8	0	0	0	0	0	1	68	96	1.12	0.625										
65 Joe Colón, R ERA: 9.0	1.0		5	2	1	1	1	0	0	0	0	1	0	11	16	9.00	2.000										

New York Yankees @ Cleveland Indians
 Progressive Field, Cleveland, OH
 Fri Jul 08 2016, 7:12 PM - 9:47 PM EDT
 Att: 34,045 - Clear - 83 F

AB	33
R	2
H	7
RBI	2
BB	0
SO	9
LOB	10



Batter	1	2	3	4	5	6	7	8	9	AB	R	H	RBI	BB	SO	LOB	BOTTOM										
41 Carlos Santana, S OBP: 0.349, SLG: 0.494	3-1 HR	0-1 G6-3			3-3 K	2-3 K				4	1	1	1	0	2	0											
22 Jason Kipnis, L OBP: 0.331, SLG: 0.474	1-1 HR		1-1 F8		2-1 12 2B	1-2 1B		1-2 HR		4	3	3	2	0	0	0											
12 Francisco Lindor, S OBP: 0.359, SLG: 0.453	4-1 8 HR		4-2 26 HR		3-1 26 1B	2B		2-3 K		2	3	1	1	2	1	0											
26 Mike Napoli, R OBP: 0.317, SLG: 0.469 28 Corey Kluber, R OBP: 0.250, SLG: 0.500 38 Chris Gimenez, R OBP: 0.230, SLG: 0.272	2-3 K		3-2 HR		1-2 1B		4-2 BB			3	1	2	3	1	1	1											
11 José Ramírez, S OBP: 0.351, SLG: 0.417	0-0 F7		1-1 P5		2-2 F8	3-2 K		2-3 K		4	0	0	0	0	1	3											
8 Lonnie Chisenhall, L OBP: 0.348, SLG: 0.451	2-1 HR		0-1 G4-3		2-2 F7			2-2 P6		4	1	1	2	0	0	2											
4 Juan Uribe, R OBP: 0.376, SLG: 0.581 35 Abraham Almonte, S OBP: 0.100, SLG: 0.200	2-2 G5-3			1-0 L7		2-0 72 G4-3 10 G3 2B		0-0 F8		3	1	1	0	0	0	0											
72 Tyler Naquin, L OBP: 0.376, SLG: 0.581		3-3 K		2-3 K		0-1 G4-3		1-1 G4-3		4	0	0	0	0	2	1											
10 Yan Gomes, R OBP: 0.204, SLG: 0.326 65 Joe Colón, R		0-3 K		1-3 K		1-0 G3		1-3 K		4	0	0	1	0	3	0											
Inning Stats	R: 4 E: 0 K: 1 S: 14	H: 3 LOB: 0 BB: 1 P: 28	R: 0 E: 0 K: 2 S: 8	H: 0 LOB: 0 BB: 0 P: 11	R: 2 E: 0 K: 0 S: 14	H: 1 LOB: 0 BB: 1 P: 25	R: 0 E: 0 K: 2 S: 7	H: 0 LOB: 0 BB: 0 P: 11	R: 2 E: 0 K: 1 S: 22	H: 3 LOB: 1 BB: 0 P: 35	R: 1 E: 0 K: 1 S: 7	H: 1 LOB: 0 BB: 0 P: 12	R: 1 E: 0 K: 2 S: 19	H: 1 LOB: 1 BB: 1 P: 30	R: 0 E: 0 K: 1 S: 6	H: 0 LOB: 0 BB: 0 P: 8	1B: 2 2B: 2 3B: 0 HR: 5	SF: 0 SAC: 0 DP: 0 HBP: 0	WP: 0 PB: 0 SB: 0 CS: 0	PA: 36							
PITCHER	IP	WLS	BF	H	R	ER	SO	BB	IBB	HBP	BLK	WP	HR	S	P	ERA	WHIP										
41 Chad Green, R ERA: 7.04	4.1	L	20	5	7	7	6	2	0	0	0	0	4	49	86	14.54	1.615										
50 Richard Bleier, L ERA: 4.22	1.2		8	3	2	2	1	0	0	0	0	0	0	23	36	10.80	1.800										
43 Anthony Swarzak, R ERA: 5.68	1.0		5	1	1	1	2	1	0	0	0	0	1	19	30	9.00	2.000										
45 Chasen Shreve, L ERA: 4.64	1.0		3	0	0	0	1	0	0	0	0	0	0	6	8	0.00	0.000										

New York Yankees @ Cleveland Indians
 Progressive Field, Cleveland, OH
 Fri Jul 08 2016, 7:12 PM - 9:47 PM EDT
 Att: 34,045 - Clear - 83 F

AB	33
R	10
H	9
RBI	10
BB	3
SO	10
LOB	7




Batter	1	2	3	4	5	6	7	8	9	10	11	AB	R	H	RBI	BB	SO	LOB	TOP																			
11 Brett Gardner, L OBP: 0.356, SLG: 0.360	G4-3		G4-3					K			G4-3	5	1	2	3	1	1	1																				
22 Jacoby Ellsbury, L OBP: 0.344, SLG: 0.398			G4-3		F9			F8			K	5	0	1	0	1	1	3																				
36 Carlos Beltrán, S OBP: 0.337, SLG: 0.553					F7							6	1	3	1	0	1	4																				
17 Ronald Torreyes, R OBP: 0.286, SLG: 0.297												0	1	0	0	0	0	0																				
34 Brian McCann, L OBP: 0.347, SLG: 0.462												6	0	3	1	0	1	3																				
18 Didi Gregorius, L OBP: 0.327, SLG: 0.468												5	1	1	2	1	1	3																				
14 Starlin Castro, R OBP: 0.289, SLG: 0.390												6	0	1	0	0	2	3																				
12 Chase Headley, S OBP: 0.331, SLG: 0.378												5	1	2	0	0	2	2																				
38 Rob Refsnyder, R OBP: 0.344, SLG: 0.378												5	1	1	0	0	2	2																				
31 Aaron Hicks, S OBP: 0.261, SLG: 0.301												2	0	0	0	0	0	1																				
13 Alex Rodriguez, R OBP: 0.260, SLG: 0.382												0	0	0	0	1	0	0																				
27 Austin Romine, R OBP: 0.272, SLG: 0.423												1	1	0	0	1	1	1																				
Inning Stats	R: 0 E: 0 K: 1 S: 20	H: 2 LOB: 2 BB: 0 P: 25	R: 0 E: 1 K: 1 S: 8	H: 1 LOB: 1 BB: 0 P: 10	R: 3 E: 0 K: 1 S: 17	H: 3 LOB: 0 BB: 0 P: 23	R: 0 E: 0 K: 2 S: 10	H: 0 LOB: 0 BB: 0 P: 17	R: 0 E: 1 K: 0 S: 12	H: 0 LOB: 1 BB: 1 P: 20	R: 3 E: 0 K: 1 S: 17	H: 3 LOB: 2 BB: 2 P: 33	R: 0 E: 0 K: 2 S: 15	H: 1 LOB: 1 BB: 0 P: 20	R: 0 E: 0 K: 1 S: 12	H: 0 LOB: 1 BB: 0 P: 18	R: 0 E: 0 K: 0 S: 8	H: 1 LOB: 0 BB: 0 P: 14	R: 0 E: 0 K: 1 S: 9	H: 1 LOB: 1 BB: 0 P: 14	R: 1 E: 0 K: 2 S: 12	H: 2 LOB: 2 BB: 1 P: 24	1B: 9 2B: 3 3B: 1 HR: 1	SF: 0 SAC: 0 DP: 1 HBP: 0	WP: 0 PB: 0 SB: 0 CS: 0	PA: 51												
PITCHER	IP: 5.2 ERA: 2.75	WLS: 2 BF: 27	H: 8 R: 6 ER: 6 SO: 5	BB: 2 IBB: 0 HBP: 0 BLK: 0	WP: 0 HR: 1 S: 76 P: 112	ERA: 9.53 WHIP: 1.765	PITCHER										IP: 2.0 ERA: 2.79	WLS: 1 BF: 7	H: 2 R: 0 ER: 0 SO: 1	BB: 0 IBB: 0 HBP: 0 BLK: 0	WP: 0 HR: 0 S: 17 P: 28	ERA: 0.00 WHIP: 1.000	PITCHER										IP: 1.0 ERA: 3.74	WLS: 0 BF: 6	H: 2 R: 1 ER: 1 SO: 2	BB: 0 IBB: 0 HBP: 0 BLK: 0	WP: 0 HR: 0 S: 12 P: 14	ERA: 9.00 WHIP: 2.000

New York Yankees @ Cleveland Indians
Progressive Field, Cleveland, OH
Sat Jul 09 2016, 4:12 PM - 8:28 PM EDT
Att: 32,951 - Sunny - 77 F

livebaseballscores.com

AB 46
R 7
H 14
RBI 7
BB 5
SO 12
LOB 23




Batter	1	2	3	4	5	6	7	8	9	10	11	AB	R	H	RBI	BB	SO	LOB	BOTTOM																			
20 Rajai Davis, R OBP: 0.326, SLG: 0.435			G3			K2-3		G5-3			K	5	1	0	0	0	2	1																				
22 Jason Kipnis, L OBP: 0.334, SLG: 0.476												3	2	1	0	2	1	1																				
12 Francisco Lindor, S OBP: 0.360, SLG: 0.456												6	2	3	0	0	0	3																				
26 Mike Napoli, R OBP: 0.323, SLG: 0.468												3	1	1	1	3	1	2																				
41 Carlos Santana, S OBP: 0.350, SLG: 0.495												5	0	2	2	0	2	5																				
11 José Ramírez, S OBP: 0.355, SLG: 0.420												5	0	3	3	0	1	4																				
4 Juan Uribe, R OBP: 0.273, SLG: 0.360												5	0	0	0	0	1	7																				
35 Abraham Almonte, S OBP: 0.133, SLG: 0.267												5	0	1	0	0	0	2																				
10 Yan Gomes, R OBP: 0.200, SLG: 0.319												5	0	0	0	0	2	1																				
Inning Stats	R: 1 E: 0 K: 0 S: 13	H: 1 LOB: 2 BB: 1 P: 24	R: 0 E: 0 K: 0 S: 6	H: 0 LOB: 0 BB: 0 P: 8	R: 3 E: 0 K: 0 S: 16	H: 4 LOB: 2 BB: 1 P: 23	R: 0 E: 0 K: 0 S: 5	H: 0 LOB: 0 BB: 0 P: 10	R: 1 E: 0 K: 1 S: 12	H: 2 LOB: 1 BB: 0 P: 17	R: 0 E: 0 K: 2 S: 8	H: 0 LOB: 0 BB: 0 P: 11	R: 1 E: 0 K: 1 S: 12	H: 2 LOB: 2 BB: 1 P: 17	R: 0 E: 0 K: 1 S: 11	H: 1 LOB: 1 BB: 0 P: 12	R: 0 E: 0 K: 2 S: 20	H: 1 LOB: 2 BB: 1 P: 29	R: 0 E: 0 K: 2 S: 9	H: 0 LOB: 0 BB: 0 P: 13	R: 0 E: 0 K: 1 S: 7	H: 0 LOB: 0 BB: 1 P: 13	1B: 7 2B: 4 3B: 0 HR: 0	SF: 0 SAC: 1 DP: 0 HBP: 1	WP: 0 PB: 0 SB: 1 CS: 1	PA: 49												
PITCHER	IP: 3.7 ERA: 3.77	WLS: 1 BF: 7	H: 2 R: 1 ER: 1 SO: 2	BB: 2 IBB: 0 HBP: 0 BLK: 0	WP: 0 HR: 0 S: 57 P: 89	ERA: 7.94 WHIP: 1.588	PITCHER										IP: 2.2 ERA: 2.66	WLS: 1 BF: 8	H: 2 R: 0 ER: 0 SO: 2	BB: 1 IBB: 0 HBP: 0 BLK: 0	WP: 0 HR: 0 S: 20 P: 29	ERA: 0.00 WHIP: 1.800	PITCHER										IP: 2.1 ERA: 2.49	WLS: 0 BF: 7	H: 0 R: 0 ER: 0 SO: 4	BB: 1 IBB: 0 HBP: 0 BLK: 0	WP: 0 HR: 0 S: 20 P: 32	ERA: 0.00 WHIP: 0.429

New York Yankees @ Cleveland Indians
Progressive Field, Cleveland, OH
Sat Jul 09 2016, 4:12 PM - 8:28 PM EDT
Att: 32,951 - Sunny - 77 F

livebaseballscores.com

AB 42
R 6
H 11
RBI 6
BB 5
SO 10
LOB 26



Batter	1	2	3	4	5	6	7	8	9	AB	R	H	RBI	BB	SO	LOB	TOP							
11 Brett Gardner, L OBP: 0.353, SLG: 0.355										4	0	0	2	1	2	4	New York Yankees @ Cleveland Indians Progressive Field, Cleveland, OH Sun Jul 10 2016, 1:13 PM - 4:44 PM EDT Att: 29,089 - Partly Cloudy - 75 F							
22 Jacoby Ellsbury, L OBP: 0.347, SLG: 0.388										5	2	2	3	1	0	1								
36 Carlos Beltrán, S OBP: 0.338, SLG: 0.550										5	0	2	1	0	0	2								
25 Mark Teixeira, S OBP: 0.272, SLG: 0.317										5	1	2	1	0	2	2								
18 Didi Gregorius, L OBP: 0.328, SLG: 0.468										4	1	1	0	0	1	2								
14 Starlin Castro, R OBP: 0.293, SLG: 0.395										4	2	2	0	1	1	3								
12 Chase Headley, S OBP: 0.329, SLG: 0.378										5	2	1	1	0	2	3								
38 Rob Refsnyder, R OBP: 0.337, SLG: 0.368										5	2	1	0	0	0	2								
31 Aaron Hicks, S OBP: 0.301, SLG: 0.301										0	0	0	0	0	0	0								
27 Austin Romine, R OBP: 0.278, SLG: 0.441										4	1	2	1	0	0	2								
Inning Stats	R: 0 E: 0 K: 2 S: 15	H: 1 LOB: 2 BB: 1 P: 23	R: 4 E: 1 K: 2 S: 19	H: 3 LOB: 0 BB: 0 P: 27	R: 0 E: 0 K: 0 S: 11	H: 0 LOB: 0 BB: 0 P: 14	R: 1 E: 1 K: 0 S: 11	H: 1 LOB: 2 BB: 1 P: 22	R: 6 E: 0 K: 1 S: 24	H: 6 LOB: 3 BB: 1 P: 40	R: 0 E: 0 K: 1 S: 9	H: 1 LOB: 1 BB: 0 P: 14	R: 0 E: 0 K: 1 S: 7	H: 0 LOB: 0 BB: 0 P: 8	R: 0 E: 0 K: 0 S: 13	H: 1 LOB: 1 BB: 0 P: 20	R: 0 E: 0 K: 1 S: 9	H: 0 LOB: 0 BB: 0 P: 14	1B: 8 2B: 4 3B: 0 HR: 1	SF: 2 SAC: 0 DP: 0 HBP: 1	WP: 0 PB: 0 SB: 0 CS: 0	PA: 47		
PITCHER	IP WLS BF H R ER SO BB IBB HBP BLK WP HR S P ERA WHIP	IP WLS BF H R ER SO BB IBB HBP BLK WP HR S P ERA WHIP	IP WLS BF H R ER SO BB IBB HBP BLK WP HR S P ERA WHIP	IP WLS BF H R ER SO BB IBB HBP BLK WP HR S P ERA WHIP	IP WLS BF H R ER SO BB IBB HBP BLK WP HR S P ERA WHIP	IP WLS BF H R ER SO BB IBB HBP BLK WP HR S P ERA WHIP	IP WLS BF H R ER SO BB IBB HBP BLK WP HR S P ERA WHIP	IP WLS BF H R ER SO BB IBB HBP BLK WP HR S P ERA WHIP	IP WLS BF H R ER SO BB IBB HBP BLK WP HR S P ERA WHIP	IP WLS BF H R ER SO BB IBB HBP BLK WP HR S P ERA WHIP	IP WLS BF H R ER SO BB IBB HBP BLK WP HR S P ERA WHIP	IP WLS BF H R ER SO BB IBB HBP BLK WP HR S P ERA WHIP	IP WLS BF H R ER SO BB IBB HBP BLK WP HR S P ERA WHIP	IP WLS BF H R ER SO BB IBB HBP BLK WP HR S P ERA WHIP	IP WLS BF H R ER SO BB IBB HBP BLK WP HR S P ERA WHIP	IP WLS BF H R ER SO BB IBB HBP BLK WP HR S P ERA WHIP	IP WLS BF H R ER SO BB IBB HBP BLK WP HR S P ERA WHIP	IP WLS BF H R ER SO BB IBB HBP BLK WP HR S P ERA WHIP	IP WLS BF H R ER SO BB IBB HBP BLK WP HR S P ERA WHIP	IP WLS BF H R ER SO BB IBB HBP BLK WP HR S P ERA WHIP	IP WLS BF H R ER SO BB IBB HBP BLK WP HR S P ERA WHIP	IP WLS BF H R ER SO BB IBB HBP BLK WP HR S P ERA WHIP	IP WLS BF H R ER SO BB IBB HBP BLK WP HR S P ERA WHIP	IP WLS BF H R ER SO BB IBB HBP BLK WP HR S P ERA WHIP
59 Carlos Carrasco, R ERA: 2.47	1.1	3.2	4.1	5.0	6.0	7.0	8.0	9.0	10.0	1.0	1.0	1.0	1.0	1.0	1.0	1.0	2.46	1.909						
49 Austin Adams, R ERA: 4.5	4.1	0.1	3	2	2	2	0	0	0	0	0	0	0	0	0	0	54.00	6.000						
53 Jeff ManSHIP, R ERA: 2.05	5.1	0.1	4	1	1	0	0	0	0	0	0	0	0	0	0	0	7	14						
58 TJ House, L ERA: 3.38	5.1	0.1	5	3	3	1	0	0	0	0	0	0	0	0	0	0	27.00	9.000						
65 Joe Colón, R ERA: 2.7	5.1	2.1	8	1	0	0	3	0	0	0	0	0	0	0	0	0	0.00	0.429						
41 Carlos Santana, S OBP: 0.351, SLG: 0.497										5	1	2	0	0	1	3	New York Yankees @ Cleveland Indians Progressive Field, Cleveland, OH Sun Jul 10 2016, 1:13 PM - 4:44 PM EDT Att: 29,089 - Partly Cloudy - 75 F							
22 Jason Kipnis, L OBP: 0.335, SLG: 0.475										5	0	2	0	0	1	2								
12 Francisco Lindor, S OBP: 0.363, SLG: 0.460										4	1	2	1	1	1	0								
26 Mike Napoli, R OBP: 0.327, SLG: 0.466										3	2	1	0	2	1	4								
11 José Ramírez, S OBP: 0.352, SLG: 0.417										5	1	1	1	0	1	4								
8 Lonnie Chisenhall, L OBP: 0.345, SLG: 0.474										5	0	1	0	0	0	5								
20 Rajai Davis, R OBP: 0.327, SLG: 0.433										4	1	1	1	1	1	0								
72 Tyler Naquin, L OBP: 0.374, SLG: 0.591										4	1	1	2	0	1	4								
10 Yan Gomes, R OBP: 0.201, SLG: 0.315										3	0	0	0	1	1	0								
Inning Stats	R: 0 E: 0 K: 0 S: 12	H: 1 LOB: 0 BB: 0 P: 17	R: 1 E: 0 K: 1 S: 12	H: 2 LOB: 2 BB: 2 P: 23	R: 0 E: 0 K: 1 S: 10	H: 2 LOB: 0 BB: 0 P: 13	R: 0 E: 0 K: 2 S: 12	H: 0 LOB: 0 BB: 0 P: 19	R: 6 E: 1 K: 1 S: 17	H: 5 LOB: 0 BB: 0 P: 24	R: 0 E: 0 K: 1 S: 8	H: 0 LOB: 2 BB: 2 P: 14	R: 0 E: 0 K: 0 S: 8	H: 0 LOB: 2 BB: 0 P: 16	R: 0 E: 0 K: 1 S: 9	H: 1 LOB: 2 BB: 1 P: 15		R: 0 E: 0 K: 1 S: 10	H: 0 LOB: 0 BB: 0 P: 14	1B: 8 2B: 3 3B: 0 HR: 1	SF: 0 SAC: 0 DP: 1 HBP: 0	WP: 1 PB: 0 SB: 1 CS: 0	PA: 43	
PITCHER	IP WLS BF H R ER SO BB IBB HBP BLK WP HR S P ERA WHIP	IP WLS BF H R ER SO BB IBB HBP BLK WP HR S P ERA WHIP	IP WLS BF H R ER SO BB IBB HBP BLK WP HR S P ERA WHIP	IP WLS BF H R ER SO BB IBB HBP BLK WP HR S P ERA WHIP	IP WLS BF H R ER SO BB IBB HBP BLK WP HR S P ERA WHIP	IP WLS BF H R ER SO BB IBB HBP BLK WP HR S P ERA WHIP	IP WLS BF H R ER SO BB IBB HBP BLK WP HR S P ERA WHIP	IP WLS BF H R ER SO BB IBB HBP BLK WP HR S P ERA WHIP	IP WLS BF H R ER SO BB IBB HBP BLK WP HR S P ERA WHIP	IP WLS BF H R ER SO BB IBB HBP BLK WP HR S P ERA WHIP	IP WLS BF H R ER SO BB IBB HBP BLK WP HR S P ERA WHIP	IP WLS BF H R ER SO BB IBB HBP BLK WP HR S P ERA WHIP	IP WLS BF H R ER SO BB IBB HBP BLK WP HR S P ERA WHIP	IP WLS BF H R ER SO BB IBB HBP BLK WP HR S P ERA WHIP	IP WLS BF H R ER SO BB IBB HBP BLK WP HR S P ERA WHIP	IP WLS BF H R ER SO BB IBB HBP BLK WP HR S P ERA WHIP	IP WLS BF H R ER SO BB IBB HBP BLK WP HR S P ERA WHIP	IP WLS BF H R ER SO BB IBB HBP BLK WP HR S P ERA WHIP	IP WLS BF H R ER SO BB IBB HBP BLK WP HR S P ERA WHIP	IP WLS BF H R ER SO BB IBB HBP BLK WP HR S P ERA WHIP	IP WLS BF H R ER SO BB IBB HBP BLK WP HR S P ERA WHIP	IP WLS BF H R ER SO BB IBB HBP BLK WP HR S P ERA WHIP	IP WLS BF H R ER SO BB IBB HBP BLK WP HR S P ERA WHIP	IP WLS BF H R ER SO BB IBB HBP BLK WP HR S P ERA WHIP
19 Masahiro Tanaka, R ERA: 3.23	1.1	4.2	1	0	0	3	3	0	0	0	0	0	0	0	0	0	5.79	2.571						
30 Nathan Eovaldi, R ERA: 5.18	5.1	4.1	1	0	0	3	3	0	0	0	1	0	0	0	0	0	0.00	0.923						

Batter	1	2	3	4	5	6	7	8	9	AB	R	H	RBI	BB	SO	LOB	TOP							
41 Carlos Santana, S OBP: 0.349, SLG: 0.492										5	0	1	0	0	4	0	Cleveland Indians @ Minnesota Twins Target Field, Minneapolis, MN Fri Jul 15 2016, 7:14 PM - 10:05 PM CDT Att: 27,074 - Partly Cloudy - 75 F							
22 Jason Kipnis, L OBP: 0.332, SLG: 0.470										4	0	0	0	0	1	2								
12 Francisco Lindor, S OBP: 0.365, SLG: 0.459										3	2	1	0	1	0	0								
26 Mike Napoli, R OBP: 0.331, SLG: 0.479										4	3	3	1	0	0	1								
11 José Ramírez, S OBP: 0.354, SLG: 0.418										4	0	2	2	0	0	0								
8 Lonnie Chisenhall, L OBP: 0.348, SLG: 0.472										3	0	1	1	1	0	1								
10 Yan Gomes, R OBP: 0.198, SLG: 0.310										4	0	0	0	0	0	4								
72 Tyler Naquin, L OBP: 0.371, SLG: 0.580										3	0	0	0	1	2	2								
20 Rajai Davis, R OBP: 0.322, SLG: 0.427										4	0	0	0	0	1	1								
Inning Stats	R: 0 H: 0 E: 0 K: 2 S: 11	H: 0 LOB: 0 BB: 0 P: 16	R: 0 H: 1 E: 0 K: 0 S: 8	H: 1 LOB: 0 BB: 0 P: 13	R: 0 H: 1 E: 0 K: 1 S: 13	H: 1 LOB: 2 BB: 1 P: 23	R: 2 H: 1 E: 1 K: 0 S: 12	H: 3 LOB: 0 BB: 1 P: 22	R: 0 H: 0 E: 0 K: 1 S: 17	H: 0 LOB: 0 BB: 0 P: 11	R: 2 H: 3 E: 0 K: 1 S: 17	H: 3 LOB: 2 BB: 1 P: 30	R: 0 H: 0 E: 0 K: 1 S: 10	H: 0 LOB: 1 BB: 0 P: 14	R: 1 H: 2 E: 0 K: 0 S: 11	H: 2 LOB: 1 BB: 0 P: 17		R: 0 H: 0 E: 0 K: 1 S: 7	H: 0 LOB: 0 BB: 0 P: 11	1B: 7 2B: 1 3B: 0 HR: 1	SF: 0 SAC: 0 DP: 1 HBP: 0	WP: 1 PB: 0 SB: 0 CS: 0	PA: 37	
PITCHER	IP WLS BF H R ER SO BB IBB HBP BLK WP HR S P ERA WHIP	IP WLS BF H R ER SO BB IBB HBP BLK WP HR S P ERA WHIP	IP WLS BF H R ER SO BB IBB HBP BLK WP HR S P ERA WHIP	IP WLS BF H R ER SO BB IBB HBP BLK WP HR S P ERA WHIP	IP WLS BF H R ER SO BB IBB HBP BLK WP HR S P ERA WHIP	IP WLS BF H R ER SO BB IBB HBP BLK WP HR S P ERA WHIP	IP WLS BF H R ER SO BB IBB HBP BLK WP HR S P ERA WHIP	IP WLS BF H R ER SO BB IBB HBP BLK WP HR S P ERA WHIP	IP WLS BF H R ER SO BB IBB HBP BLK WP HR S P ERA WHIP	IP WLS BF H R ER SO BB IBB HBP BLK WP HR S P ERA WHIP	IP WLS BF H R ER SO BB IBB HBP BLK WP HR S P ERA WHIP	IP WLS BF H R ER SO BB IBB HBP BLK WP HR S P ERA WHIP	IP WLS BF H R ER SO BB IBB HBP BLK WP HR S P ERA WHIP	IP WLS BF H R ER SO BB IBB HBP BLK WP HR S P ERA WHIP	IP WLS BF H R ER SO BB IBB HBP BLK WP HR S P ERA WHIP	IP WLS BF H R ER SO BB IBB HBP BLK WP HR S P ERA WHIP	IP WLS BF H R ER SO BB IBB HBP BLK WP HR S P ERA WHIP	IP WLS BF H R ER SO BB IBB HBP BLK WP HR S P ERA WHIP	IP WLS BF H R ER SO BB IBB HBP BLK WP HR S P ERA WHIP	IP WLS BF H R ER SO BB IBB HBP BLK WP HR S P ERA WHIP	IP WLS BF H R ER SO BB IBB HBP BLK WP HR S P ERA WHIP	IP WLS BF H R ER SO BB IBB HBP BLK WP HR S P ERA WHIP	IP WLS BF H R ER SO BB IBB HBP BLK WP HR S P ERA WHIP	IP WLS BF H R ER SO BB IBB HBP BLK WP HR S P ERA WHIP

AB	34
R	5
H	8
RBI	4
BB	3
SO	8
LOB	11



Batter	1	2	3	4	5	6	7	8	9	AB	R	H	RBI	BB	SO	LOB	BOTTOM							
9 Eduardo Núñez, R OBP: 0.343, SLG: 0.483										4	0	0	0	0	2	1	Cleveland Indians @ Minnesota Twins Target Field, Minneapolis, MN Fri Jul 15 2016, 7:14 PM - 10:05 PM CDT Att: 27,074 - Partly Cloudy - 75 F							
7 Joe Mauer, L OBP: 0.371, SLG: 0.379										4	1	1	0	0	1	0								
22 Miguel Sanó, R OBP: 0.349, SLG: 0.468										4	0	1	0	0	1	0								
2 Brian Dozier, R OBP: 0.334, SLG: 0.459										3	1	1	2	0	1	0								
26 Max Kepler, L OBP: 0.311, SLG: 0.469										4	0	0	0	0	0	1								
19 Kennys Vargas, S OBP: 0.538, SLG: 1.100										3	0	0	0	0	1	0								
36 Robbie Grossman, S OBP: 0.424, SLG: 0.472										2	0	1	0	1	0	0								
8 Kurt Suzuki, R OBP: 0.327, SLG: 0.440										3	0	0	0	0	0	2								
25 Byron Buxton, R OBP: 0.255, SLG: 0.359										2	0	0	0	0	1	0								
Inning Stats	R: 1 H: 2 E: 0 K: 0 S: 14	H: 2 LOB: 1 BB: 0 P: 19	R: 0 H: 0 E: 0 K: 1 S: 8	H: 0 LOB: 0 BB: 0 P: 11	R: 0 H: 0 E: 0 K: 1 S: 8	H: 0 LOB: 0 BB: 0 P: 13	R: 1 H: 1 E: 0 K: 0 S: 8	H: 1 LOB: 0 BB: 0 P: 16	R: 0 H: 0 E: 0 K: 1 S: 13	H: 0 LOB: 1 BB: 1 P: 22	R: 0 H: 0 E: 0 K: 0 S: 7	H: 0 LOB: 0 BB: 0 P: 12	R: 0 H: 1 E: 0 K: 0 S: 8	H: 1 LOB: 0 BB: 0 P: 12	R: 0 H: 0 E: 0 K: 2 S: 11	H: 0 LOB: 0 BB: 0 P: 16		R: 0 H: 0 E: 0 K: 2 S: 9	H: 0 LOB: 0 BB: 0 P: 15	1B: 2 2B: 1 3B: 0 HR: 1	SF: 1 SAC: 0 DP: 0 HBP: 1	WP: 1 PB: 0 SB: 0 CS: 0	PA: 32	
PITCHER	IP WLS BF H R ER SO BB IBB HBP BLK WP HR S P ERA WHIP	IP WLS BF H R ER SO BB IBB HBP BLK WP HR S P ERA WHIP	IP WLS BF H R ER SO BB IBB HBP BLK WP HR S P ERA WHIP	IP WLS BF H R ER SO BB IBB HBP BLK WP HR S P ERA WHIP	IP WLS BF H R ER SO BB IBB HBP BLK WP HR S P ERA WHIP	IP WLS BF H R ER SO BB IBB HBP BLK WP HR S P ERA WHIP	IP WLS BF H R ER SO BB IBB HBP BLK WP HR S P ERA WHIP	IP WLS BF H R ER SO BB IBB HBP BLK WP HR S P ERA WHIP	IP WLS BF H R ER SO BB IBB HBP BLK WP HR S P ERA WHIP	IP WLS BF H R ER SO BB IBB HBP BLK WP HR S P ERA WHIP	IP WLS BF H R ER SO BB IBB HBP BLK WP HR S P ERA WHIP	IP WLS BF H R ER SO BB IBB HBP BLK WP HR S P ERA WHIP	IP WLS BF H R ER SO BB IBB HBP BLK WP HR S P ERA WHIP	IP WLS BF H R ER SO BB IBB HBP BLK WP HR S P ERA WHIP	IP WLS BF H R ER SO BB IBB HBP BLK WP HR S P ERA WHIP	IP WLS BF H R ER SO BB IBB HBP BLK WP HR S P ERA WHIP	IP WLS BF H R ER SO BB IBB HBP BLK WP HR S P ERA WHIP	IP WLS BF H R ER SO BB IBB HBP BLK WP HR S P ERA WHIP	IP WLS BF H R ER SO BB IBB HBP BLK WP HR S P ERA WHIP	IP WLS BF H R ER SO BB IBB HBP BLK WP HR S P ERA WHIP	IP WLS BF H R ER SO BB IBB HBP BLK WP HR S P ERA WHIP	IP WLS BF H R ER SO BB IBB HBP BLK WP HR S P ERA WHIP	IP WLS BF H R ER SO BB IBB HBP BLK WP HR S P ERA WHIP	IP WLS BF H R ER SO BB IBB HBP BLK WP HR S P ERA WHIP

AB	29
R	2
H	4
RBI	2
BB	1
SO	7
LOB	4



Batter	1	2	3	4	5	6	7	8	9	10	11	AB	R	H	RBI	BB	SO	LOB	TOP					
41 Carlos Santana, S OBP: 0.352, SLG: 0.497			G4-3						F7			5	1	3	2	0	0	0						
22 Jason Kipnis, L OBP: 0.335, SLG: 0.470									K			4	0	2	1	1	2	1						
12 Francisco Lindor, S OBP: 0.360, SLG: 0.452	L9		G6-4-3									5	0	0	0	0	2	6						
26 Mike Napoli, R OBP: 0.335, SLG: 0.478												3	0	1	0	2	0	2						
11 José Ramírez, S OBP: 0.352, SLG: 0.414	SF8											3	0	0	1	1	0	1						
8 Lonnie Chisenhall, L OBP: 0.343, SLG: 0.465												3	0	0	0	0	0	3						
20 Rajai Davis, R OBP: 0.320, SLG: 0.423												2	0	0	0	0	0	2						
4 Juan Uribe, R OBP: 0.271, SLG: 0.356												5	1	1	0	0	0	2						
72 Tyler Naquin, L OBP: 0.376, SLG: 0.588												3	2	2	0	0	0	0						
9 Erik Gonzalez, R												1	0	0	0	0	1	1						
35 Abraham Almonte, R												1	0	0	0	0	0	0						
38 Chris Gimenez, R OBP: 0.225, SLG: 0.295												2	0	0	0	0	0	1						
10 Yan Gomes, R OBP: 0.196, SLG: 0.308												2	0	0	0	0	0	0						
Inning Stats	R: 1 E: 0 K: 0 S: 13	H: 1 LOB: 2 BB: 2 P: 23	R: 0 E: 0 K: 0 S: 9	H: 0 LOB: 0 BB: 0 P: 13	R: 0 E: 0 K: 0 S: 7	H: 1 LOB: 0 BB: 0 P: 10	R: 0 E: 0 K: 2 S: 14	H: 0 LOB: 1 BB: 0 P: 11	R: 0 E: 0 K: 1 S: 4	H: 0 LOB: 1 BB: 0 P: 12	R: 1 E: 0 K: 1 S: 18	H: 3 LOB: 2 BB: 0 P: 25	R: 0 E: 1 K: 1 S: 7	H: 0 LOB: 0 BB: 0 P: 15	R: 0 E: 0 K: 1 S: 11	H: 1 LOB: 1 BB: 1 P: 18	R: 0 E: 0 K: 0 S: 7	H: 0 LOB: 0 BB: 0 P: 8	1B: 7 2B: 2 3B: 0 HR: 0	SF: 1 SAC: 1 DP: 2 HBP: 0	WP: 3 PB: 0 SB: 0 CS: 0	PA: 45		
PITCHER	IP WLS BF H R ER SO BB IBB HBP BLK WP HR S P ERA WHIP	56 Tyler Duffey, R ERA: 5.23	55 Taylor Rogers, L ERA: 2.76	58 Fernando Abad, L ERA: 2.73	27 Brandon Kintzler, R ERA: 2.33	57 Ryan Pressly, R ERA: 3.91	59 Michael Tonkin, R ERA: 3.86	65 Trevor May, R ERA: 5.28	IP WLS BF H R ER SO BB IBB HBP BLK WP HR S P ERA WHIP	59 Michael Tonkin, R ERA: 3.86	65 Trevor May, R ERA: 5.28	IP WLS BF H R ER SO BB IBB HBP BLK WP HR S P ERA WHIP	59 Michael Tonkin, R ERA: 3.86	65 Trevor May, R ERA: 5.28	IP WLS BF H R ER SO BB IBB HBP BLK WP HR S P ERA WHIP	59 Michael Tonkin, R ERA: 3.86	65 Trevor May, R ERA: 5.28	IP WLS BF H R ER SO BB IBB HBP BLK WP HR S P ERA WHIP	59 Michael Tonkin, R ERA: 3.86	65 Trevor May, R ERA: 5.28	IP WLS BF H R ER SO BB IBB HBP BLK WP HR S P ERA WHIP	59 Michael Tonkin, R ERA: 3.86	65 Trevor May, R ERA: 5.28	IP WLS BF H R ER SO BB IBB HBP BLK WP HR S P ERA WHIP

Cleveland Indians @ Minnesota Twins
Target Field, Minneapolis, MN
Sat Jul 16 2016, 6:40 PM - 12:36 AM CDT
Att. 29,447 - Party Cloudy - 78 F

AB 39
R 4
H 9
RBI 4
BB 4
SO 5
LOB 19





Batter	1	2	3	4	5	6	7	8	9	10	11	AB	R	H	RBI	BB	SO	LOB	BOTTOM					
9 Eduardo Núñez, R OBP: 0.343, SLG: 0.480	G3											6	1	2	0	0	0	2						
7 Joe Mauer, L OBP: 0.379, SLG: 0.375												3	2	0	0	3	0	0						
22 Miguel Sanó, R OBP: 0.345, SLG: 0.465												6	0	1	0	0	3	4						
2 Brian Dozier, R OBP: 0.334, SLG: 0.456												4	0	1	2	1	0	1						
26 Max Kepler, L OBP: 0.306, SLG: 0.464												6	0	1	0	0	1	6						
19 Kennys Vargas, S OBP: 0.516, SLG: 1.000												5	0	2	0	0	2	3						
20 Eddie Rosario, L OBP: 0.263, SLG: 0.393												4	1	2	0	1	0	1						
37 Juan Centeno, L OBP: 0.275, SLG: 0.360												3	0	1	1	0	1	3						
5 Eduardo Escobar, S OBP: 0.284, SLG: 0.370												1	0	0	0	0	1	3						
8 Kurt Suzuki, R OBP: 0.326, SLG: 0.438												1	0	0	0	0	1	0						
25 Byron Buxton, R OBP: 0.293, SLG: 0.350												4	1	0	0	1	3	3						
Inning Stats	R: 0 E: 1 K: 0 S: 11	H: 0 LOB: 1 BB: 0 P: 16	R: 0 E: 0 K: 0 S: 7	H: 1 LOB: 1 BB: 0 P: 13	R: 1 E: 0 K: 2 S: 11	H: 1 LOB: 2 BB: 2 P: 24	R: 0 E: 0 K: 1 S: 13	H: 2 LOB: 2 BB: 0 P: 17	R: 0 E: 0 K: 1 S: 7	H: 0 LOB: 0 BB: 0 P: 8	R: 2 E: 1 K: 2 S: 23	H: 2 LOB: 3 BB: 2 P: 37	R: 0 E: 0 K: 1 S: 7	H: 1 LOB: 1 BB: 0 P: 17	R: 0 E: 0 K: 2 S: 12	H: 0 LOB: 0 BB: 0 P: 15	R: 1 E: 1 K: 0 S: 9	H: 1 LOB: 3 BB: 2 P: 21	1B: 5 2B: 5 3B: 0 HR: 0	SF: 1 SAC: 0 DP: 0 HBP: 0	WP: 0 PB: 0 SB: 1 CS: 0	PA: 50		
PITCHER	IP WLS BF H R ER SO BB IBB HBP BLK WP HR S P ERA WHIP	47 Trevor Bauer, R ERA: 3.36	53 Jeff Manship, R ERA: 2.03	61 Dan Otero, R ERA: 1.24	27 Bryan Shaw, R ERA: 3.72	37 Cody Allen, R ERA: 2.66	65 Joe Colón, R ERA: 2.45	IP WLS BF H R ER SO BB IBB HBP BLK WP HR S P ERA WHIP	65 Joe Colón, R ERA: 2.45	IP WLS BF H R ER SO BB IBB HBP BLK WP HR S P ERA WHIP	65 Joe Colón, R ERA: 2.45	IP WLS BF H R ER SO BB IBB HBP BLK WP HR S P ERA WHIP	65 Joe Colón, R ERA: 2.45	IP WLS BF H R ER SO BB IBB HBP BLK WP HR S P ERA WHIP	65 Joe Colón, R ERA: 2.45	IP WLS BF H R ER SO BB IBB HBP BLK WP HR S P ERA WHIP	65 Joe Colón, R ERA: 2.45	IP WLS BF H R ER SO BB IBB HBP BLK WP HR S P ERA WHIP	65 Joe Colón, R ERA: 2.45	IP WLS BF H R ER SO BB IBB HBP BLK WP HR S P ERA WHIP	65 Joe Colón, R ERA: 2.45	IP WLS BF H R ER SO BB IBB HBP BLK WP HR S P ERA WHIP	65 Joe Colón, R ERA: 2.45	IP WLS BF H R ER SO BB IBB HBP BLK WP HR S P ERA WHIP

Cleveland Indians @ Minnesota Twins
Target Field, Minneapolis, MN
Sat Jul 16 2016, 6:40 PM - 12:36 AM CDT
Att. 29,447 - Party Cloudy - 78 F

AB 43
R 5
H 10
RBI 3
BB 6
SO 12
LOB 26



Batter	1	2	3	4	5	6	7	8	9	AB	R	H	RBI	BB	SO	LOB	TOP					
41 Carlos Santana, S OBP: 0.350, SLG: 0.493	F7		G3			P5			G4-3	5	1	1	0	0	0	2	Cleveland Indians @ Minnesota Twins Target Field, Minneapolis, MN Sun Jul 17 2016, 1:41 PM - 4:26 PM CDT Att: 25,692 - Partly Cloudy - 81 F livebaseballscorecards.com AB 37 R 6 H 13 RBI 6 BB 3 SO 4 LOB 12 					
22 Jason Kipnis, L OBP: 0.341, SLG: 0.482 9 Enk González, R	G4-6-3		BB			1B			HR	4	1	3	1	1	0	0						
12 Francisco Lindor, S OBP: 0.360, SLG: 0.450	G4-6-3		G1-3			1B			P4	4	0	1	1	1	0	3						
26 Mike Napoli, R OBP: 0.333, SLG: 0.483					L5	G1-3			F9	5	1	1	1	0	0	3						
11 José Ramírez, S OBP: 0.351, SLG: 0.415					L7					4	0	1	0	0	1	0						
8 Lonnie Chisenhall, L OBP: 0.346, SLG: 0.466			G1-3						B5	4	0	2	0	0	0	1						
72 Tyler Naquin, L OBP: 0.373, SLG: 0.598						1B				4	2	1	1	0	2	2						
35 Abraham Almonte, S OBP: 0.200, SLG: 0.316										3	1	1	0	1	1	0						
10 Yan Gomes, R OBP: 0.198, SLG: 0.313 38 Chris Gimenez, R OBP: 0.231, SLG: 0.271										2	0	1	0	0	0	0						
										2	0	1	2	0	0	1						
Inning Stats	R: 0 E: 0 K: 0 S: 7	H: 1 LOB: 0 BB: 0 P: 11	R: 1 E: 0 K: 2 S: 11	H: 1 LOB: 0 BB: 0 P: 12	R: 0 E: 0 K: 1 S: 11	H: 1 LOB: 2 BB: 1 P: 22	R: 0 E: 0 K: 1 S: 9	H: 1 LOB: 1 BB: 0 P: 14	R: 1 E: 0 K: 0 S: 10	H: 3 LOB: 2 BB: 0 P: 12	R: 2 E: 0 K: 0 S: 16	H: 3 LOB: 1 BB: 0 P: 26	R: 0 E: 0 K: 0 S: 7	H: 0 LOB: 0 BB: 1 P: 14	R: 1 E: 0 K: 0 S: 12	H: 2 LOB: 1 BB: 1 P: 18	R: 1 E: 0 K: 0 S: 17	H: 1 LOB: 0 BB: 0 P: 24	1B: 7 2B: 3 3B: 0 HR: 3	SF: 0 SAC: 0 DP: 1 HBP: 0	WP: 0 PB: 0 SB: 2 CS: 2	PA: 40
PITCHER	IP WLS BF H R ER SO BB IBB HBP BLK WP HR S P ERA WHIP	IP WLS BF H R ER SO BB IBB HBP BLK WP HR S P ERA WHIP															IP WLS BF H R ER SO BB IBB HBP BLK WP HR S P ERA WHIP					
44 Kyle Gibson, R ERA: 5.12 50 Neil Ramírez, R ERA: 6.0	6.0 L 28 10 4 4 4 1 0 0 0 0 1 64 97 6.00 1.833	3.0 12 3 2 2 0 2 0 0 0 0 2 36 56 6.00 1.667																				

Batter	1	2	3	4	5	6	7	8	9	AB	R	H	RBI	BB	SO	LOB	BOTTOM					
9 Eduardo Núñez, R OBP: 0.339, SLG: 0.474	G6-3					L5			F7	4	0	0	0	0	0	2	Cleveland Indians @ Minnesota Twins Target Field, Minneapolis, MN Sun Jul 17 2016, 1:41 PM - 4:26 PM CDT Att: 25,692 - Partly Cloudy - 81 F livebaseballscorecards.com AB 33 R 1 H 6 RBI 1 BB 1 SO 5 LOB 11 					
36 Robbie Grossman, S OBP: 0.421, SLG: 0.463	G3-1					F8				3	0	0	0	1	1	0						
19 Kennys Vargas, S OBP: 0.486, SLG: 0.897										4	0	1	0	0	2	1						
2 Brian Dozier, R OBP: 0.336, SLG: 0.460										4	0	2	0	0	0	1						
26 Max Kepler, L OBP: 0.305, SLG: 0.478										4	1	1	1	0	1	4						
20 Eddie Rosario, L OBP: 0.283, SLG: 0.390										4	0	1	0	0	0	0						
5 Eduardo Escobar, S OBP: 0.284, SLG: 0.368										4	0	1	0	0	1	1						
8 Kurt Suzuki, R OBP: 0.324, SLG: 0.431										3	0	0	0	0	0	0						
39 Danny Santana, S OBP: 0.286, SLG: 0.351										3	0	0	0	0	0	2						
Inning Stats	R: 0 E: 0 K: 0 S: 8	H: 2 LOB: 2 BB: 0 P: 12	R: 0 E: 0 K: 0 S: 8	H: 1 LOB: 2 BB: 0 P: 11	R: 0 E: 0 K: 0 S: 11	H: 0 LOB: 1 BB: 1 P: 19	R: 0 E: 0 K: 1 S: 8	H: 0 LOB: 0 BB: 0 P: 9	R: 0 E: 0 K: 0 S: 9	H: 0 LOB: 0 BB: 0 P: 15	R: 1 E: 0 K: 1 S: 12	H: 2 LOB: 1 BB: 0 P: 15	R: 0 E: 0 K: 0 S: 6	H: 0 LOB: 0 BB: 0 P: 10	R: 0 E: 0 K: 3 S: 15	H: 1 LOB: 0 BB: 0 P: 21	R: 0 E: 0 K: 0 S: 7	H: 0 LOB: 0 BB: 0 P: 11	1B: 4 2B: 1 3B: 0 HR: 1	SF: 0 SAC: 0 DP: 0 HBP: 1	WP: 0 PB: 0 SB: 0 CS: 0	PA: 35
PITCHER	IP WLS BF H R ER SO BB IBB HBP BLK WP HR S P ERA WHIP	IP WLS BF H R ER SO BB IBB HBP BLK WP HR S P ERA WHIP															IP WLS BF H R ER SO BB IBB HBP BLK WP HR S P ERA WHIP					
43 Josh Tomlin, R ERA: 3.34 49 Austin Adams, R ERA: 3.96	7.2 W 31 6 1 1 1 1 0 0 0 0 0 74 107 3.34 0.913	1.1 4 0 0 0 0 1 0 0 0 0 0 0 10 16 0.00 0.000																				

Batter	1	2	3	4	5	6	7	8	9	AB	R	H	RBI	BB	SO	LOB	TOP					
41 Carlos Santana, S OBP: 0.349, SLG: 0.488										3	0	0	0	1	1	2	<p>Cleveland Indians @ Kansas City Royals Kauffman Stadium, Kansas City, MO Mon Jul 18 2016, 7:16 PM - 10:08 PM CDT Att: 38,042 - Clear - 90 F</p>					
22 Jason Kipnis, L OBP: 0.340, SLG: 0.479										4	0	1	0	0	1	3						
12 Francisco Lindor, S OBP: 0.359, SLG: 0.456										4	1	1	1	0	1	3						
26 Mike Napoli, R OBP: 0.332, SLG: 0.483										4	0	1	0	0	0	0						
11 José Ramírez, S OBP: 0.352, SLG: 0.414										3	2	1	0	1	0	1						
8 Lonnie Chisenhall, L OBP: 0.348, SLG: 0.471										4	0	2	0	0	1	1						
4 Juan Uribe, R OBP: 0.267, SLG: 0.350										4	0	0	2	0	1	2						
72 Tyler Naquin, L OBP: 0.376, SLG: 0.593										3	0	1	0	1	0	1						
55 Roberto Pérez, R OBP: 0.190, SLG: 0.300										2	0	0	0	1	1	0						
35 Abraham Almonte, S (PH)										1	0	0	0	0	0	2						
Inning Stats	R: 1 H: 1 E: 0 K: 2 S: 12	H: 1 LOB: 0 BB: 0 P: 15	R: 0 H: 0 E: 0 K: 1 S: 7	H: 1 LOB: 0 BB: 0 P: 10	R: 0 H: 1 E: 0 K: 0 S: 11	H: 1 LOB: 2 BB: 1 P: 19	R: 1 H: 1 E: 0 K: 0 S: 17	H: 1 LOB: 1 BB: 1 P: 23	R: 0 H: 0 E: 0 K: 2 S: 11	H: 1 LOB: 0 BB: 0 P: 14	R: 0 H: 1 E: 0 K: 2 S: 11	H: 0 LOB: 1 BB: 0 P: 15	R: 0 H: 0 E: 0 K: 1 S: 10	H: 0 LOB: 0 BB: 0 P: 16	R: 0 H: 1 E: 0 K: 0 S: 4	H: 1 LOB: 2 BB: 1 P: 6	R: 1 H: 2 E: 0 K: 0 S: 12	H: 2 LOB: 2 BB: 1 P: 23	1B: 4 2B: 2 3B: 0 HR: 1	SF: 0 SAC: 0 DP: 2 HBP: 0	WP: 0 PB: 0 SB: 0 CS: 0	PA: 36
PITCHER	IP WLS BF H R ER SO BB IBB HBP BLK WP HR S P ERA WHIP	7.0 W 3 1 0 2 6 3 0 0 0 0 1 75 112 2.57 1.000	1.0 W 3 1 0 0 0 0 0 0 0 0 0 4 6 0.00 1.000	0.2 S 1 0 0 0 0 0 0 0 0 0 0 10 20 13.50 4.500	0.1 S 1 0 0 0 0 0 0 0 0 0 0 2 3 0.00 0.000	PITCHER										IP WLS BF H R ER SO BB IBB HBP BLK WP HR S P ERA WHIP	5.0 L 27 4 2 2 6 3 0 0 0 0 0 10 20 13.50 4.500					

Batter	1	2	3	4	5	6	7	8	9	AB	R	H	RBI	BB	SO	LOB	BOTTOM		
2 Alcides Escobar, R OBP: 0.286, SLG: 0.320										5	1	2	0	0	2	1	<p>Cleveland Indians @ Kansas City Royals Kauffman Stadium, Kansas City, MO Mon Jul 18 2016, 7:16 PM - 10:08 PM CDT Att: 38,042 - Clear - 90 F</p>		
35 Eric Hosmer, L OBP: 0.380, SLG: 0.474										3	1	2	0	1	0	0			
25 Kendrys Morales, S OBP: 0.325, SLG: 0.445										1	0	0	0	1	1	2			
24 Christian Colón, R OBP: 0.320, SLG: 0.286										1	0	1	2	0	0	0			
13 Salvador Pérez, R OBP: 0.317, SLG: 0.492										4	0	0	0	0	1	4			
4 Alex Gordon, L OBP: 0.310, SLG: 0.336										3	1	0	0	1	2	0			
19 Cheslor Cuthbert, R OBP: 0.318, SLG: 0.446										3	1	2	0	1	0	0			
16 Paulo Orlando, R OBP: 0.339, SLG: 0.490										4	1	1	1	0	2	1			
15 Whit Merrifield, R OBP: 0.308, SLG: 0.395										3	1	0	0	1	0	0			
1 Jarrod Dyson, L OBP: 0.335, SLG: 0.364										3	1	2	4	1	0	0			
Inning Stats	R: 0 H: 0 E: 0 K: 2 S: 12	H: 1 LOB: 1 BB: 1 P: 22	R: 0 H: 1 E: 0 K: 1 S: 9	H: 1 LOB: 3 BB: 1 P: 17	R: 0 H: 1 E: 0 K: 2 S: 8	H: 1 LOB: 0 BB: 0 P: 10	R: 0 H: 2 E: 0 K: 1 S: 12	H: 2 LOB: 2 BB: 0 P: 14	R: 0 H: 0 E: 0 K: 0 S: 6	H: 0 LOB: 0 BB: 0 P: 8	R: 0 H: 0 E: 0 K: 1 S: 9	H: 0 LOB: 1 BB: 1 P: 15	R: 0 H: 0 E: 0 K: 0 S: 15	H: 5 LOB: 0 BB: 3 P: 33	R: 7 H: 10 RBI: 7 SO: 8 LOB: 8	1B: 6 2B: 2 3B: 1 HR: 1	SF: 0 SAC: 0 DP: 1 HBP: 1	WP: 0 PB: 0 SB: 1 CS: 1	PA: 38
PITCHER	IP WLS BF H R ER SO BB IBB HBP BLK WP HR S P ERA WHIP	7.0 L 6 3 4 4 0 2 0 0 0 0 0 10 22 54.00 7.500	0.2 L 6 3 4 4 0 2 0 0 0 0 0 1 5 11 81.00 9.000	PITCHER										IP WLS BF H R ER SO BB IBB HBP BLK WP HR S P ERA WHIP	7.0 L 6 3 4 4 0 2 0 0 0 0 0 1 5 11 81.00 9.000				

AB 32
R 3
H 7
RBI 3
BB 4
SO 6
LOB 15



AB 30
R 7
H 10
RBI 7
BB 6
SO 8
LOB 8



Batter	1	2	3	4	5	6	7	8	9	AB	R	H	RBI	BB	SO	LOB	TOP					
41 Carlos Santana, S (1,3) OBP: 0.353, SLG: 0.493										3	1	1	1	3	1	0	Cleveland Indians @ Kansas City Royals Kauffman Stadium, Kansas City, MO Wed Jul 20 2016, 1:17 PM - 4:32 PM CDT Att: 33,455 - Sunny - 94 F					
22 Jason Kipnis, L (1,4) OBP: 0.343, SLG: 0.490										4	1	2	1	0	1	1						
9 Enk González, R (6,4) OBP: 0.200, SLG: 0.200										1	0	0	0	0	0	3						
12 Francisco Lindor, S (1,6) OBP: 0.359, SLG: 0.460										4	1	0	0	0	3	6						
26 Mike Napoli, R (1,10) OBP: 0.332, SLG: 0.496										4	1	1	2	0	3	0						
4 Juan Uribe, R (7,PH) OBP: 0.295, SLG: 0.347										1	0	0	0	0	1	3						
11 José Ramírez, S (1,5) OBP: 0.352, SLG: 0.408										3	1	0	0	2	0	0						
8 Lonnie Chisenhall, L (1,9) OBP: 0.348, SLG: 0.465										4	2	1	0	0	1	1						
20 Rajai Davis, R (1,7) OBP: 0.324, SLG: 0.422										4	2	2	1	0	0	1						
35 Abraham Almonte, S (6,7) OBP: 0.182, SLG: 0.286										1	0	0	0	0	0	0						
72 Tyler Naquin, L (1,8) OBP: 0.387, SLG: 0.636										4	2	3	6	1	0	0						
55 Roberto Pérez, R (1,2)										4	0	0	0	1	2	1						
Inning Stats	R: 1 E: 0 K: 3 S: 11	H: 1 LOB: 0 BB: 0 P: 17	R: 0 E: 0 K: 1 S: 7	H: 0 LOB: 0 BB: 0 P: 10	R: 1 E: 0 K: 1 S: 16	H: 1 LOB: 1 BB: 1 P: 25	R: 2 E: 0 K: 2 S: 16	H: 2 LOB: 1 BB: 0 P: 29	R: 7 E: 0 K: 1 S: 32	H: 6 LOB: 2 BB: 2 P: 55	R: 0 E: 0 K: 1 S: 6	H: 0 LOB: 1 BB: 1 P: 14	R: 0 E: 0 K: 2 S: 13	H: 0 LOB: 3 BB: 3 P: 28	R: 0 E: 0 K: 0 S: 11	H: 0 LOB: 0 BB: 0 P: 15	R: 0 E: 0 K: 1 S: 10	H: 0 LOB: 0 BB: 0 P: 13	1B: 4 2B: 1 3B: 0 HR: 5	SF: 0 SAC: 0 DP: 0 HBP: 2	WP: 0 PB: 0 SB: 0 CS: 0	PA: 46
PITCHER	IP WLS BF H R ER SO BB IBB HBP BLK WP HR S P ERA WHIP																ERA WHIP					
31 Ian Kennedy, R (1,1) ERA: 4.28	4.1 L 22 6 7 7 8 1 0 2 0 0 0 4 65 104 14.54 1.615																0.00 0.000					
47 Peter Moylan, R (5,1) ERA: 4.24	0.1 7 4 4 4 0 2 0 0 0 0 0 1 13 26 108.00 18.000																					
32 Chris Young, R (5,1) ERA: 6.61	2.1 11 0 0 0 3 4 0 0 0 0 0 0 23 48 0.00 1.714																					
32 Chris Young, R (7,1) ERA: 6.61	2.1 11 0 0 0 3 4 0 0 0 0 0 0 23 48 0.00 1.714																					
67 Chien-Ming Wang, R (8,1) ERA: 3.69	1.0 3 0 0 0 0 0 0 0 0 0 0 0 11 15 0.00 0.000																					

Batter	1	2	3	4	5	6	7	8	9	AB	R	H	RBI	BB	SO	LOB	BOTTOM					
2 Alcides Escobar, R (1,6) OBP: 0.282, SLG: 0.315										2	0	0	0	0	0	0	Cleveland Indians @ Kansas City Royals Kauffman Stadium, Kansas City, MO Wed Jul 20 2016, 1:17 PM - 4:32 PM CDT Att: 33,455 - Sunny - 94 F					
15 Whit Merrifield, R (6,4) OBP: 0.308, SLG: 0.387										1	0	0	0	1	0	1						
19 Cheslor Cuthbert, R (1,5) OBP: 0.308, SLG: 0.456										3	1	2	1	1	0	0						
35 Eric Hosmer, L (1,3) OBP: 0.356, SLG: 0.468										3	0	0	0	0	1	3						
32 Chris Young, R (7,1) ERA: 6.61										0	0	0	0	0	0	0						
67 Chien-Ming Wang, R (8,1) ERA: 3.69										0	0	0	0	0	0	0						
4 Alex Gordon, L (8,PH) OBP: 0.308, SLG: 0.338										1	1	1	1	0	0	0						
40 Kelvin Herrera, R (9,1) ERA: 3.69										0	0	0	0	0	0	0						
25 Kendrys Morales, S (1,10) OBP: 0.320, SLG: 0.437										4	0	0	0	0	1	2						
13 Salvador Perez, R (1,2) OBP: 0.314, SLG: 0.486										2	0	0	0	0	1	0						
9 Drew Butera, R (6,2) OBP: 0.368, SLG: 0.548										2	0	2	1	0	0	0						
16 Paulo Orlando, R (1,9) OBP: 0.336, SLG: 0.395										4	0	0	0	0	1	2						
12 Brett Eibner, R (1,7) OBP: 0.319, SLG: 0.500										4	0	0	0	0	2	1						
1 Jarrod Dyson, L (1,8) OBP: 0.332, SLG: 0.359										4	1	1	0	0	1	0						
24 Christian Colón, R (1,4) OBP: 0.317, SLG: 0.295										4	1	1	1	0	0	0						
Inning Stats	R: 0 E: 0 K: 0 S: 7	H: 0 LOB: 0 BB: 0 P: 12	R: 0 E: 0 K: 1 S: 8	H: 0 LOB: 0 BB: 0 P: 11	R: 0 E: 0 K: 1 S: 5	H: 0 LOB: 0 BB: 0 P: 7	R: 0 E: 0 K: 2 S: 14	H: 1 LOB: 1 BB: 0 P: 19	R: 0 E: 0 K: 1 S: 7	H: 0 LOB: 0 BB: 0 P: 10	R: 0 E: 0 K: 1 S: 12	H: 0 LOB: 2 BB: 2 P: 25	R: 0 E: 0 K: 0 S: 12	H: 1 LOB: 1 BB: 0 P: 17	R: 4 E: 0 K: 0 S: 17	H: 5 LOB: 1 BB: 0 P: 24	R: 0 E: 0 K: 1 S: 6	H: 0 LOB: 0 BB: 0 P: 9	1B: 2 2B: 5 3B: 0 HR: 0	SF: 0 SAC: 0 DP: 0 HBP: 0	WP: 0 PB: 0 SB: 0 CS: 0	PA: 36
PITCHER	IP WLS BF H R ER SO BB IBB HBP BLK WP HR S P ERA WHIP																ERA WHIP					
59 Carlos Carrasco, R (1,1) ERA: 2.31	6.0 W 21 1 0 0 6 2 0 0 0 0 0 0 12 17 0.00 0.500																					
61 Dan Otero, R (7,1) ERA: 1.21	1.0 4 1 0 0 0 2 0 0 0 0 0 0 12 17 0.00 1.000																					
49 Austin Adams, R (8,1) ERA: 7.2	0.2 7 5 4 4 0 0 0 0 0 0 0 0 16 22 54.00 7.500																					
53 Jeff Manship, R (8,1) ERA: 2.96	0.1 1 0 0 0 0 0 0 0 0 0 0 0 1 2 0.00 0.000																					
57 Kyle Crockett, L (9,1) ERA: 10.8	1.0 3 0 0 0 1 0 0 0 0 0 0 0 6 9 0.00 0.000																					

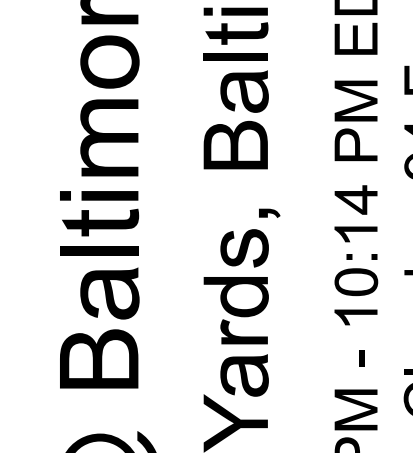
Batter	1	2	3	4	5	6	7	8	9	AB	R	H	RBI	BB	SO	LOB	TOP			
41 Carlos Santana, S (1, 3) OBP: 0.353, SLG: 0.490										2	0	1	0	2	0	0	Cleveland Indians @ Baltimore Orioles Oriole Park at Camden Yards, Baltimore, MD Sat Jul 23 2016, 7:08 PM - 10:14 PM EDT Att: 31,946 - Partly Cloudy - 94 F			
22 Jason Kipnis, L (1, 4) OBP: 0.341, SLG: 0.485										4	1	1	0	0	1	3				
12 Francisco Lindor, S (1, 6) OBP: 0.361, SLG: 0.461										4	1	2	0	0	2	2				
26 Mike Napoli, R (1, 10) OBP: 0.328, SLG: 0.485										3	0	0	0	1	2	3				
11 José Ramírez, S (1, 5) OBP: 0.347, SLG: 0.401										4	0	1	0	0	0	4				
8 Lonnie Chisenhall, L (1, 9) OBP: 0.348, SLG: 0.466										4	0	1	2	0	0	1				
72 Tyler Naquin, L (1, 8) OBP: 0.222, SLG: 0.320										3	0	0	0	0	3	0				
4 Juan Uribe, R (9, PH) OBP: 0.269, SLG: 0.346										1	0	0	0	0	0	1				
20 Rajai Davis, R (1, 7) OBP: 0.323, SLG: 0.420										3	0	1	0	0	1	0				
55 Roberto Pérez, R (1, 2) OBP: 0.245, SLG: 0.283										2	0	0	0	0	0	1				
35 Abraham Almonte, S (8, PH) OBP: 0.222, SLG: 0.320										1	0	0	0	0	0	0				
38 Chris Gimenez, R (8, 2) OBP: 0.245, SLG: 0.283										0	0	0	0	0	0	0				
Inning Stats	R: 0 E: 0 K: 2 S: 12	H: 1 LOB: 2 BB: 1 P: 21	R: 0 E: 0 K: 1 S: 13	H: 0 LOB: 0 BB: 0 P: 17	R: 0 E: 0 K: 1 S: 12	H: 0 LOB: 1 BB: 1 P: 22	R: 0 E: 0 K: 0 S: 10	H: 1 LOB: 0 BB: 0 P: 13	R: 0 E: 0 K: 1 S: 13	H: 1 LOB: 1 BB: 0 P: 10	R: 0 E: 0 K: 1 S: 13	H: 0 LOB: 0 BB: 0 P: 13	R: 0 E: 0 K: 1 S: 10	H: 0 LOB: 0 BB: 0 P: 13	R: 2 E: 0 K: 1 S: 15	H: 3 LOB: 1 BB: 0 P: 23	1B: 5 2B: 2 3B: 0 HR: 0	SF: 0 SAC: 0 DP: 3 HBP: 0	WP: 0 PB: 0 SB: 0 CS: 0	PA: 34
PITCHER	IP WLS BF H R ER SO BB IBB HBP BLK WP HR S P ERA WHIP																			
39 Kevin Gausman, R (1, 1) ERA: 3.77	7.0 W 25 4 0 0 7 3 0 0 0 0 0 0 74 116 0.00 1.000																			
60 Mychal Givens, R (8, 1) ERA: 3.53	1.0 3 0 0 0 1 0 0 0 0 0 0 0 10 13 0.00 0.000																			
35 Brad Brach, R (9, 1) ERA: 1.19	0.2 5 3 2 2 1 0 0 0 0 0 0 0 12 19 27.00 4.500																			
53 Zack Britton, L (9, 1) ERA: 0.65	0.1 S 1 0 0 0 0 0 0 0 0 0 0 0 3 4 0.00 0.000																			

Batter	1	2	3	4	5	6	7	8	9	AB	R	H	RBI	BB	SO	LOB	BOTTOM			
10 Adam Jones, R (1, 8) OBP: 0.311, SLG: 0.442										4	1	2	0	0	0	2	Cleveland Indians @ Baltimore Orioles Oriole Park at Camden Yards, Baltimore, MD Sat Jul 23 2016, 7:08 PM - 10:14 PM EDT Att: 31,946 - Partly Cloudy - 94 F			
6 Jonathan Schoop, R (1, 4) OBP: 0.324, SLG: 0.501										4	0	1	1	0	1	3				
13 Manny Machado, R (1, 5) OBP: 0.373, SLG: 0.557										4	0	1	0	0	0	2				
19 Chris Davis, L (1, 3) OBP: 0.339, SLG: 0.475										4	1	0	1	0	2	1				
45 Mark Trumbo, R (1, 9) OBP: 0.336, SLG: 0.570										4	1	1	2	0	2	0				
29 Julio Borbon, L (9, 7) OBP: 0.333, SLG: 0.333										0	0	0	0	0	0	0				
24 Pedro Alvarez, L (1, 10) OBP: 0.303, SLG: 0.475										4	1	1	1	0	1	0				
2 J.J. Hardy, R (1, 6) OBP: 0.310, SLG: 0.413										3	1	2	0	0	1	0				
14 Nolan Reimold, R (1, 7) OBP: 0.314, SLG: 0.404										3	0	0	0	0	2	2				
36 Caleb Joseph, R (1, 2) OBP: 0.257, SLG: 0.223										3	0	2	0	0	0	1				
Inning Stats	R: 3 E: 0 K: 1 S: 17	H: 3 LOB: 0 BB: 0 P: 26	R: 0 E: 0 K: 1 S: 14	H: 1 LOB: 0 BB: 0 P: 19	R: 0 E: 0 K: 1 S: 8	H: 0 LOB: 0 BB: 0 P: 10	R: 0 E: 0 K: 2 S: 7	H: 0 LOB: 0 BB: 0 P: 11	R: 0 E: 0 K: 1 S: 14	H: 2 LOB: 2 BB: 0 P: 16	R: 0 E: 0 K: 2 S: 10	H: 0 LOB: 0 BB: 0 P: 13	R: 2 E: 0 K: 1 S: 15	H: 4 LOB: 2 BB: 0 P: 25	R: 0 E: 0 K: 0 S: 5	H: 0 LOB: 0 BB: 0 P: 9	1B: 8 2B: 0 3B: 0 HR: 2	SF: 0 SAC: 0 DP: 1 HBP: 0	WP: 0 PB: 0 SB: 0 CS: 0	PA: 33
PITCHER	IP WLS BF H R ER SO BB IBB HBP BLK WP HR S P ERA WHIP																			
43 Josh Tomlin, R (1, 1) ERA: 3.48	6.0 L 24 7 4 4 4 8 0 0 0 0 0 0 2 71 6.00 1.167																			
53 Jeff Manship, R (7, 1) ERA: 3.07	1.0 6 3 1 1 1 0 0 0 0 0 0 0 14 23 9.00 3.000																			
57 Kyle Crockett, L (8, 1) ERA: 9.0	1.0 3 0 0 0 0 0 0 0 0 0 0 0 5 9 0.00 0.000																			

AB 31
R 2
H 7
RBI 2
BB 3
SO 9
LOB 15



AB 33
R 5
H 10
RBI 5
BB 0
SO 9
LOB 11



Batter	1	2	3	4	5	6	7	8	9	AB	R	H	RBI	BB	SO	LOB	TOP						
41 Carlos Santana, S (1, 10) OBP: 0.352, SLG: 0.486	4-1 22 G5-3 BB		1-3 K	1-0 F7			2-3 K			3	0	0	0	1	2	1	<p>Cleveland Indians @ Baltimore Orioles</p> <p>Oriole Park at Camden Yards, Baltimore, MD</p> <p>Sun Jul 24 2016, 1:38 PM - 4:24 PM EDT</p> <p>Att: 37,821 - Partly Cloudy - 90 F</p> <p>livebaseballscores.com</p>						
22 Jason Kipnis, L (1, 4) OBP: 0.345, SLG: 0.484	1-1 G5-3		4-2 12 BB		0-2 F7			3-2 12 E 1B		3	1	1	0	1	0	1							
12 Francisco Lindor, S (1, 6) OBP: 0.360, SLG: 0.456	1-2 F7		0-0 26 FC6-4 1B		0-1 G6-3			0-0 FC4 26 1B		4	0	1	0	0	0	2							
26 Mike Napoli, R (1, 3) OBP: 0.227, SLG: 0.483	0-2 L3		0-0 FC6-4		0-3 K			3-2 8 G4-6-3 1B		4	0	1	1	0	1	3							
11 José Ramírez, S (1, 7) OBP: 0.346, SLG: 0.397		0-1 G3-1		4-2 8 72 2B BB				0-0 F7		3	1	0	0	1	0	2							
8 Lonnie Chisenhall, L (1, 9) OBP: 0.349, SLG: 0.471	1-0 G6-3 2B		1-2 72 2B 1B		1-0 F9			2-0 G4-6-3		4	1	2	0	0	0	2							
4 Juan Uribe, R (1, 5) OBP: 0.265, SLG: 0.341	2-2 G6-3		0-1 P3		2-2 G5-3					4	0	0	0	0	1	3							
72 Tyler Naquin, L (1, 8) OBP: 0.380, SLG: 0.626	2-1 G1-3		1-2 55 SF7 2B		1-1 F7			1-3 K		4	0	1	1	0	1	1							
55 Roberto Pérez, R (1, 2) OBP: 0.310, SLG: 0.053		1-0 1B	3-2 SF7		2-1 G6-3			2-3 K		3	0	1	1	0	1	0							
Inning Stats	R: 0 E: 0 K: 0 S: 10	H: 0 LOB: 1 BB: 1 P: 16	R: 0 E: 0 K: 0 S: 9	H: 1 LOB: 1 BB: 0 P: 14	R: 0 E: 0 K: 1 S: 10	H: 2 LOB: 2 BB: 1 P: 16	R: 2 E: 0 K: 0 S: 17	H: 2 LOB: 1 BB: 1 P: 27	R: 0 E: 0 K: 1 S: 8	H: 0 LOB: 0 BB: 0 P: 8	R: 0 E: 0 K: 1 S: 7	H: 0 LOB: 0 BB: 0 P: 12	R: 1 E: 1 K: 0 S: 11	H: 2 LOB: 1 BB: 0 P: 19	R: 0 E: 0 K: 3 S: 11	H: 0 LOB: 0 BB: 0 P: 14		1B: 5 2B: 2 3B: 0 HR: 0	SF: 1 SAC: 0 DP: 1 HBP: 0	WP: 0 PB: 0 SB: 0 CS: 0	PA: 36		
PITCHER	IP WLS BF H R ER SO	IP WLS BF H R ER SO	IP WLS BF H R ER SO	IP WLS BF H R ER SO	IP WLS BF H R ER SO	IP WLS BF H R ER SO	IP WLS BF H R ER SO	IP WLS BF H R ER SO	IP WLS BF H R ER SO	IP WLS BF H R ER SO	IP WLS BF H R ER SO	IP WLS BF H R ER SO	IP WLS BF H R ER SO	IP WLS BF H R ER SO	IP WLS BF H R ER SO	IP WLS BF H R ER SO	ERA WHIP	ERA WHIP					
48 Vance Worley, R (1, 1) ERA: 3.09	7.0	28	5	2	2	3	3	0	0	0	0	0	0	0	0	0	0	0	0	66	102	2.57	1.143
35 Brad Brach, R (8, 1) ERA: 1.17	1.0	B	5	2	1	0	0	0	0	0	0	0	0	0	0	0	0	0	0	11	19	0.00	2.000
56 Darren O'Day, R (9, 1) ERA: 3.0	1.0	W	3	0	0	0	3	0	0	0	0	0	0	0	0	0	0	0	0	11	14	0.00	0.000

Batter	1	2	3	4	5	6	7	8	9	AB	R	H	RBI	BB	SO	LOB	BOTTOM							
10 Adam Jones, R (1, 8) OBP: 0.308, SLG: 0.437	0-0 F7		3-3 K		1-3 K		0-2 F9			4	0	0	0	0	2	1	<p>Cleveland Indians @ Baltimore Orioles</p> <p>Oriole Park at Camden Yards, Baltimore, MD</p> <p>Sun Jul 24 2016, 1:38 PM - 4:24 PM EDT</p> <p>Att: 37,821 - Partly Cloudy - 90 F</p> <p>livebaseballscores.com</p>							
6 Jonathan Schoop, R (1, 4) OBP: 0.326, SLG: 0.512	1-2 L9		0-2 13 1B HR		1-0 HR			1-2 K		4	2	2	1	0	1	0								
13 Manny Machado, R (1, 5) OBP: 0.374, SLG: 0.555	0-1 F9		0-1 19 G3-1 2B 1B		2-2 G3-1			4-2 19 BB BB		3	1	1	1	1	0	0								
19 Chris Davis, L (1, 3) OBP: 0.338, SLG: 0.471		1-3 K		2-1 G3-1		1-3 K		4-2 BB BB		3	0	0	0	1	2	1								
45 Mark Trumbo, R (1, 9) OBP: 0.335, SLG: 0.565	0-2 G3		4-2 24 FC6-4 BB		2-3 K			0-0 L9		3	0	0	0	1	1	1								
24 Pedro Alvarez, L (1, 10) OBP: 0.302, SLG: 0.471	2-1 G4-3		1-1 FC6-4 1B		0-0 1B			0-3 K 3 SH3-4 14 HR		4	1	1	1	0	1	1								
3 Ryan Flaherty, L (1, 6) OBP: 0.306, SLG: 0.331		3-3 K		1-1 1B		3-3 K		0-0 SH3-4		3	0	1	0	0	2	1								
36 Caleb Joseph, R (1, 2) OBP: 0.257, SLG: 0.224		1-2 1B		2-1 F9				3-3 K		4	0	1	0	0	1	3								
29 Julio Borbon, L (1, 7) OBP: 0.222, SLG: 0.222		2-3 1B		1-1 F7				2-0 HR		3	0	0	0	0	1	1								
14 Nolan Reimold, R (9, PH) OBP: 0.318, SLG: 0.430										1	1	1	2	0	0	0								
Inning Stats	R: 0 E: 0 K: 0 S: 6	H: 0 LOB: 0 BB: 0 P: 7	R: 0 E: 0 K: 1 S: 8	H: 0 LOB: 0 BB: 0 P: 11	R: 0 E: 0 K: 3 S: 13	H: 1 LOB: 1 BB: 0 P: 22	R: 2 E: 0 K: 0 S: 16	H: 3 LOB: 2 BB: 1 P: 26	R: 1 E: 0 K: 1 S: 8	H: 1 LOB: 0 BB: 0 P: 12	R: 0 E: 0 K: 3 S: 10	H: 1 LOB: 0 BB: 0 P: 16	R: 0 E: 0 K: 0 S: 6	H: 0 LOB: 0 BB: 0 P: 7	R: 0 E: 0 K: 1 S: 10	H: 0 LOB: 1 BB: 2 P: 19	R: 2 E: 1 K: 2 S: 10	H: 1 LOB: 0 BB: 0 P: 15	1B: 4 2B: 1 3B: 0 HR: 2	SF: 0 SAC: 1 DP: 0 HBP: 0	WP: 0 PB: 0 SB: 0 CS: 0	PA: 36		
PITCHER	IP WLS BF H R ER SO	IP WLS BF H R ER SO	IP WLS BF H R ER SO	IP WLS BF H R ER SO	IP WLS BF H R ER SO	IP WLS BF H R ER SO	IP WLS BF H R ER SO	IP WLS BF H R ER SO	IP WLS BF H R ER SO	IP WLS BF H R ER SO	IP WLS BF H R ER SO	IP WLS BF H R ER SO	IP WLS BF H R ER SO	IP WLS BF H R ER SO	IP WLS BF H R ER SO	IP WLS BF H R ER SO	ERA WHIP	ERA WHIP						
28 Corey Kluber, R (1, 1) ERA: 3.44	7.0	28	5	2	2	3	3	0	0	0	0	0	0	0	0	0	0	0	0	67	101	3.86	1.000	
27 Bryan Shaw, R (8, 1) ERA: 4.35	1.0	4	0	0	0	1	2	0	0	0	0	0	0	0	0	0	0	0	0	10	19	0.00	2.000	
37 Cody Allen, R (9, 1) ERA: 2.55	0.2	L	4	1	2	0	2	0	0	0	0	0	0	0	0	0	0	0	0	1	10	15	0.00	1.500



Batter	1	2	3	4	5	6	7	8	9	AB	R	H	RBI	BB	SO	LOB	TOP						
7 Trea Turner, R OBP: 0.326, SLG: 0.442										4	1	1	0	1	2	2	<p>Washington Nationals @ Cleveland Indians Progressive Field, Cleveland, OH Tue Jul 26 2016, 7:12 PM - 10:27 PM EDT Att: 23,711 - Clear - 79 F</p> <p>livebaseballscores.com</p> <p>AB 36 R 6 H 10 RBI 5 BB 2 SO 7 LOB 19</p>						
34 Bryce Harper, L OBP: 0.380, SLG: 0.458										5	0	0	0	0	0	5							
20 Daniel Murphy, L OBP: 0.389, SLG: 0.614										5	1	1	1	0	0	4							
40 Wilson Ramos, R OBP: 0.390, SLG: 0.546										4	2	2	1	0	2	1							
28 Jayson Werth, R OBP: 0.340, SLG: 0.423										4	0	2	1	0	1	1							
6 Anthony Rendon, R OBP: 0.342, SLG: 0.427										4	2	3	2	0	1	1							
11 Ryan Zimmerman, R (1, 3)										4	0	0	0	0	0	3							
8 Danny Espinosa, S (1, 6)										2	0	0	0	1	1	1							
9 Ben Revere, L (1, 7)										4	0	1	0	0	0	1							
Inning Stats	R: 2 H: 2 K: 2 S: 19	H: 2 R: 1 BB: 1 P: 31	R: 0 H: 0 K: 1 S: 9	H: 0 R: 0 BB: 0 P: 15	R: 0 H: 0 K: 1 S: 9	H: 0 R: 0 BB: 0 P: 13	R: 2 H: 2 K: 1 S: 15	H: 2 R: 1 BB: 1 P: 22	R: 0 H: 1 K: 0 S: 5	H: 0 R: 0 BB: 0 P: 12	R: 1 H: 3 K: 0 S: 14	H: 3 R: 0 BB: 0 P: 23	R: 0 H: 0 K: 1 S: 9	H: 0 R: 0 BB: 0 P: 17	R: 0 H: 0 K: 1 S: 8	H: 0 R: 0 BB: 0 P: 12	R: 1 H: 2 K: 0 S: 14	H: 2 R: 0 BB: 0 P: 23	1B: 4 2B: 6 3B: 0 HR: 2	SF: 0 SAC: 0 DP: 2 HBP: 1	WP: 0 PB: 0 SB: 1 CS: 0	PA: 39	
PITCHER	IP WLS BF H R ER SO BB IBB HBP BLK WP HR S P ERA WHIP	IP WLS BF H R ER SO BB IBB HBP BLK WP HR S P ERA WHIP	IP WLS BF H R ER SO BB IBB HBP BLK WP HR S P ERA WHIP	IP WLS BF H R ER SO BB IBB HBP BLK WP HR S P ERA WHIP	IP WLS BF H R ER SO BB IBB HBP BLK WP HR S P ERA WHIP	IP WLS BF H R ER SO BB IBB HBP BLK WP HR S P ERA WHIP	IP WLS BF H R ER SO BB IBB HBP BLK WP HR S P ERA WHIP	IP WLS BF H R ER SO BB IBB HBP BLK WP HR S P ERA WHIP	IP WLS BF H R ER SO BB IBB HBP BLK WP HR S P ERA WHIP	IP WLS BF H R ER SO BB IBB HBP BLK WP HR S P ERA WHIP	IP WLS BF H R ER SO BB IBB HBP BLK WP HR S P ERA WHIP	IP WLS BF H R ER SO BB IBB HBP BLK WP HR S P ERA WHIP	IP WLS BF H R ER SO BB IBB HBP BLK WP HR S P ERA WHIP	IP WLS BF H R ER SO BB IBB HBP BLK WP HR S P ERA WHIP	IP WLS BF H R ER SO BB IBB HBP BLK WP HR S P ERA WHIP	IP WLS BF H R ER SO BB IBB HBP BLK WP HR S P ERA WHIP	IP WLS BF H R ER SO BB IBB HBP BLK WP HR S P ERA WHIP	IP WLS BF H R ER SO BB IBB HBP BLK WP HR S P ERA WHIP	IP WLS BF H R ER SO BB IBB HBP BLK WP HR S P ERA WHIP	IP WLS BF H R ER SO BB IBB HBP BLK WP HR S P ERA WHIP	IP WLS BF H R ER SO BB IBB HBP BLK WP HR S P ERA WHIP	IP WLS BF H R ER SO BB IBB HBP BLK WP HR S P ERA WHIP	IP WLS BF H R ER SO BB IBB HBP BLK WP HR S P ERA WHIP
31 Danny Salazar, R ERA: 2.97	4.0	19	5	4	4	5	2	0	0	0	0	0	0	0	0	0	9.00	1.750					
57 Kyle Crockett, L ERA: 7.71	1.0	2	0	0	0	0	0	0	0	0	0	0	0	0	0	0	0.00	0.000					
53 Jeff Manship, R ERA: 3.38	0.0	3	3	1	1	0	0	0	0	0	0	0	0	0	0	1	10	18	∞	∞			
61 Dan Otero, R ERA: 1.13	2.0	5	0	0	0	1	0	0	0	0	0	0	0	0	0	0	13	22	0.00	0.000			
49 Austin Adams, R ERA: 5.94	1.1	5	1	1	0	1	0	0	0	0	0	0	0	0	0	0	11	16	0.00	0.750			

Batter	1	2	3	4	5	6	7	8	9	AB	R	H	RBI	BB	SO	LOB	BOTTOM						
20 Rajai Davis, R OBP: 0.324, SLG: 0.418										4	1	1	0	1	0	1	<p>Washington Nationals @ Cleveland Indians Progressive Field, Cleveland, OH Tue Jul 26 2016, 7:12 PM - 10:27 PM EDT Att: 23,711 - Clear - 79 F</p> <p>livebaseballscores.com</p> <p>AB 33 R 7 H 11 RBI 4 BB 4 SO 4 LOB 12</p>						
22 Jason Kipnis, L (1, 4)										5	2	2	0	0	1	3							
12 Francisco Lindor, S (1, 6)										5	0	3	1	0	0	1							
26 Mike Napoli, R (1, 3)										3	0	1	0	1	1	1							
41 Carlos Santana, S (1, 10)										3	0	0	1	0	0	2							
11 José Ramírez, S (1, 7)										3	1	1	0	1	0	1							
4 Juan Uribe, R (1, 5)										3	0	0	0	0	1	1							
72 Tyler Naquin, L (9, PH)										1	1	1	1	0	0	0							
35 Abraham Almonte, S (1, 9)										3	1	1	0	0	1	1							
38 Chris Gimenez, R (8, 2)										0	1	0	0	0	0	0							
55 Roberto Pérez, R (1, 2)										2	0	0	0	0	0	1							
8 Lonnie Chisenhall, L (7, PH)										1	0	1	1	1	0	0							
Inning Stats	R: 2 H: 1 K: 0 S: 7	H: 1 R: 0 BB: 2 P: 20	R: 0 H: 0 K: 2 S: 11	H: 0 R: 0 BB: 0 P: 16	R: 0 H: 2 K: 1 S: 16	H: 2 R: 0 BB: 0 P: 23	R: 0 H: 1 K: 0 S: 12	H: 1 R: 0 BB: 0 P: 14	R: 0 H: 0 K: 0 S: 6	H: 0 R: 0 BB: 0 P: 8	R: 0 H: 0 K: 1 S: 8	H: 0 R: 0 BB: 0 P: 15	R: 1 H: 2 K: 0 S: 12	H: 2 R: 0 BB: 0 P: 13	R: 1 H: 2 K: 0 S: 10	H: 2 R: 0 BB: 0 P: 14	R: 3 H: 3 K: 0 S: 11	H: 3 R: 0 BB: 2 P: 21	1B: 7 2B: 4 3B: 0 HR: 0	SF: 1 SAC: 1 DP: 2 HBP: 0	WP: 0 PB: 1 SB: 0 CS: 0	PA: 39	
PITCHER	IP WLS BF H R ER SO BB IBB HBP BLK WP HR S P ERA WHIP	IP WLS BF H R ER SO BB IBB HBP BLK WP HR S P ERA WHIP	IP WLS BF H R ER SO BB IBB HBP BLK WP HR S P ERA WHIP	IP WLS BF H R ER SO BB IBB HBP BLK WP HR S P ERA WHIP	IP WLS BF H R ER SO BB IBB HBP BLK WP HR S P ERA WHIP	IP WLS BF H R ER SO BB IBB HBP BLK WP HR S P ERA WHIP	IP WLS BF H R ER SO BB IBB HBP BLK WP HR S P ERA WHIP	IP WLS BF H R ER SO BB IBB HBP BLK WP HR S P ERA WHIP	IP WLS BF H R ER SO BB IBB HBP BLK WP HR S P ERA WHIP	IP WLS BF H R ER SO BB IBB HBP BLK WP HR S P ERA WHIP	IP WLS BF H R ER SO BB IBB HBP BLK WP HR S P ERA WHIP	IP WLS BF H R ER SO BB IBB HBP BLK WP HR S P ERA WHIP	IP WLS BF H R ER SO BB IBB HBP BLK WP HR S P ERA WHIP	IP WLS BF H R ER SO BB IBB HBP BLK WP HR S P ERA WHIP	IP WLS BF H R ER SO BB IBB HBP BLK WP HR S P ERA WHIP	IP WLS BF H R ER SO BB IBB HBP BLK WP HR S P ERA WHIP	IP WLS BF H R ER SO BB IBB HBP BLK WP HR S P ERA WHIP	IP WLS BF H R ER SO BB IBB HBP BLK WP HR S P ERA WHIP	IP WLS BF H R ER SO BB IBB HBP BLK WP HR S P ERA WHIP	IP WLS BF H R ER SO BB IBB HBP BLK WP HR S P ERA WHIP	IP WLS BF H R ER SO BB IBB HBP BLK WP HR S P ERA WHIP	IP WLS BF H R ER SO BB IBB HBP BLK WP HR S P ERA WHIP	IP WLS BF H R ER SO BB IBB HBP BLK WP HR S P ERA WHIP
47 Gio González, L (1, 1)	6.1	26	5	3	2	4	2	0	0	0	0	0	0	0	0	0	2.84	1.105					
45 Blake Treinen, R (7, 1)	0.2	2	1	0	0	0	0	0	0	0	0	0	0	0	0	0	0.00	1.500					
73 Felipe Vázquez, L (8, 1)	1.0	4	2	1	1	0	0	0	0	0	0	0	0	0	0	10	14	9.00	2.000				
58 Jonathan Papelbon, R (9, 1)	0.0	5	2	3	2	0	1	1	0	0	0	0	0	0	0	8	18	∞	∞				
46 Oliver Pérez, L (9, 1)	0.1	2	1	0	0	0	0	0	0	0	0	0	0	0	0	3	3	0.00	3.000				

Batter	1	2	3	4	5	6	7	8	9	AB R H RBI BB SO LOB	TOP																		
4 Coco Crisp, S OBP: 0.310, SLG: 0.421										3 0 1 0 2 0 0	Oakland Athletics @ Cleveland Indians Progressive Field, Cleveland, OH Fri Jul 29 2016, 7:11 PM - 10:09 PM EDT Att: 33,134 - Cloudy - 80 F																		
8 Jed Lowrie, S OBP: 0.320, SLG: 0.331										5 0 0 0 0 3 4																			
22 Josh Reddick, L OBP: 0.371, SLG: 0.451										5 2 1 1 0 0 3																			
2 Khris Davis, R OBP: 0.294, SLG: 0.520										4 1 1 1 0 0 3																			
21 Stephen Vogt, L OBP: 0.313, SLG: 0.433										4 0 0 0 0 1 1																			
16 Billy Butler, R OBP: 0.328, SLG: 0.409										3 0 2 1 1 1 0																			
17 Yonder Alonso, L OBP: 0.313, SLG: 0.345										4 0 1 0 0 1 2																			
10 Marcus Semien, R OBP: 0.297, SLG: 0.449										4 0 0 0 0 2 3																			
48 Ryon Healy, R OBP: 0.283, SLG: 0.431										4 0 1 0 0 0 2																			
Inning Stats	R: 0 H: 0 E: 1 K: 0 S: 9	H: 0 LOB: 1 BB: 0 P: 16	R: 0 H: 0 E: 0 K: 0 S: 10	H: 1 LOB: 1 BB: 0 P: 18	R: 0 H: 0 E: 0 K: 1 S: 8	H: 0 LOB: 0 BB: 0 P: 12	R: 1 H: 1 E: 0 K: 1 S: 13	H: 1 LOB: 1 BB: 0 P: 20	R: 0 H: 0 E: 0 K: 1 S: 7	H: 0 LOB: 1 BB: 1 P: 16		R: 2 H: 3 E: 0 K: 1 S: 18	H: 3 LOB: 2 BB: 1 P: 32	R: 0 H: 0 E: 0 K: 1 S: 11	H: 0 LOB: 0 BB: 1 P: 17	R: 0 H: 0 E: 0 K: 1 S: 8	H: 0 LOB: 0 BB: 0 P: 12	R: 0 H: 2 E: 0 K: 2 S: 14	H: 2 LOB: 2 BB: 0 P: 18	1B: 5 2B: 0 3B: 0 HR: 2	SF: 0 SAC: 0 DP: 0 HBP: 0	WP: 0 PB: 0 SB: 0 CS: 0	PA: 39						
PITCHER	IP WLS BF H R ER SO BB IBB HBP BLK WP HR S P ERA WHIP											IP WLS BF H R ER SO BB IBB HBP BLK WP HR S P ERA WHIP																	
47 Trevor Bauer, R ERA: 3.64	5.1	25	5	3	2	4	2	0	0	0	0	0	0	0	0	6	10	0.00	0.000										
61 Dan Otero, R ERA: 1.31	0.2	2	0	0	0	0	0	0	0	0	0	0	0	0	6	10	0.00	0.000											
56 Cody Anderson, R ERA: 7.09	1.0	W	4	0	0	0	1	0	0	0	0	0	0	0	11	17	0.00	1.000											
27 Bryan Shaw, R ERA: 4.09	1.0	H	3	0	0	0	1	0	0	0	0	0	0	8	12	0.00	0.000												
37 Cody Allen, R ERA: 2.44	1.0	S	5	2	0	0	2	0	0	0	0	0	0	14	18	0.00	2.000												

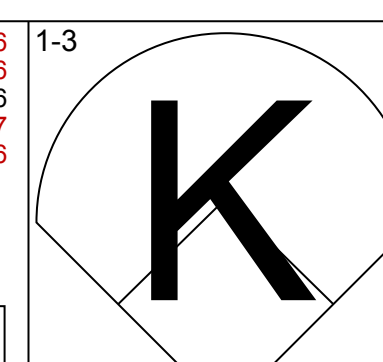
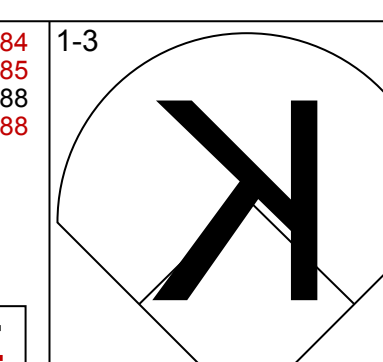
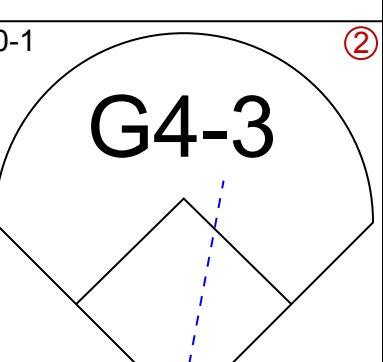
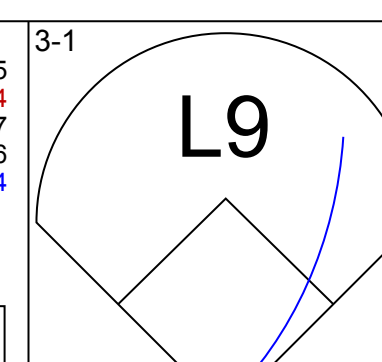
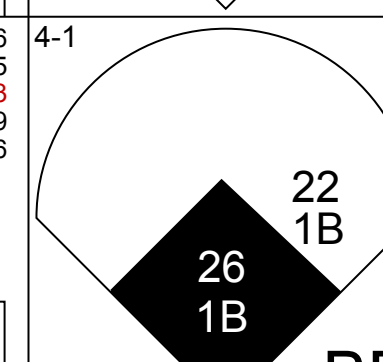
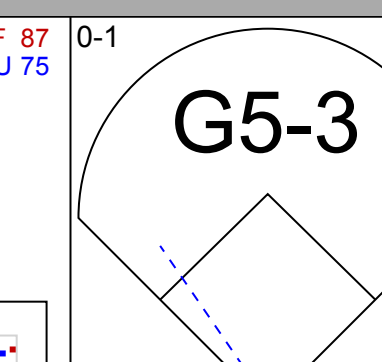
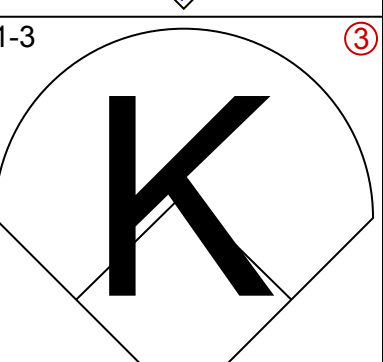
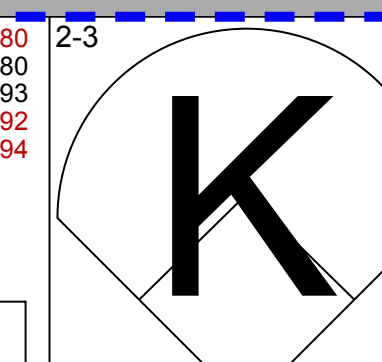
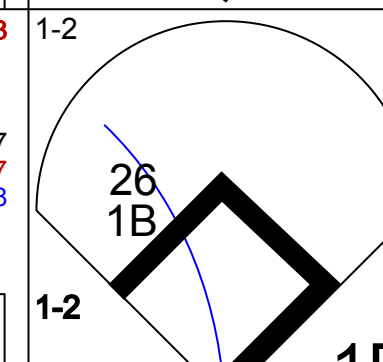
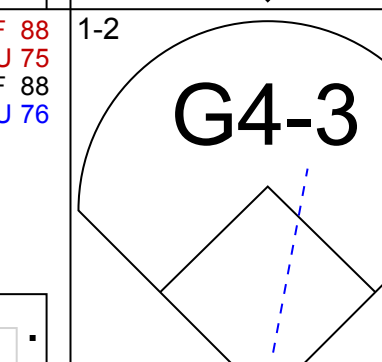
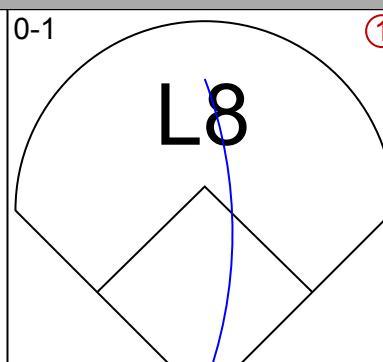
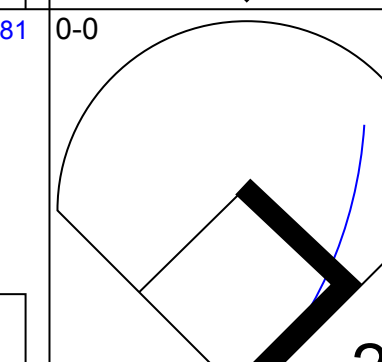
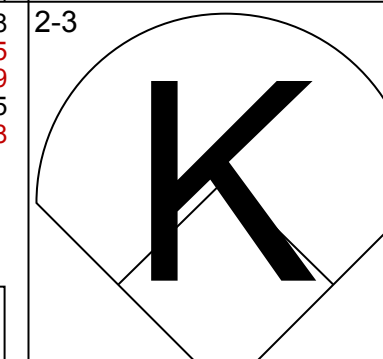
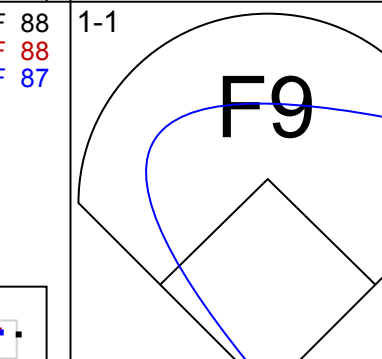
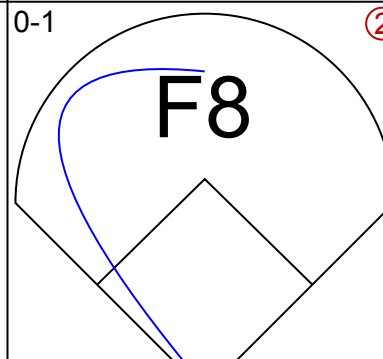
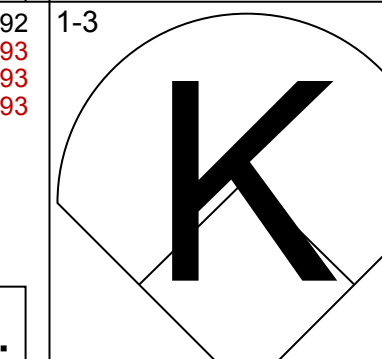
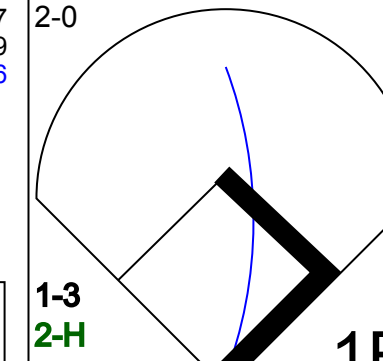
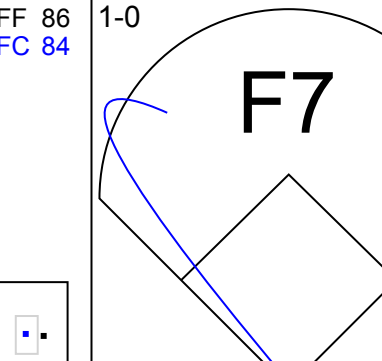
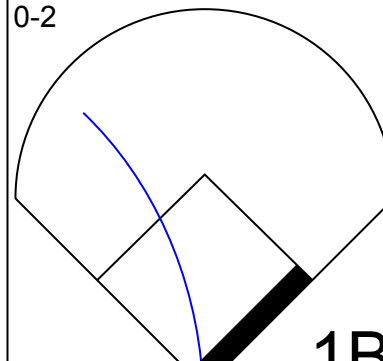
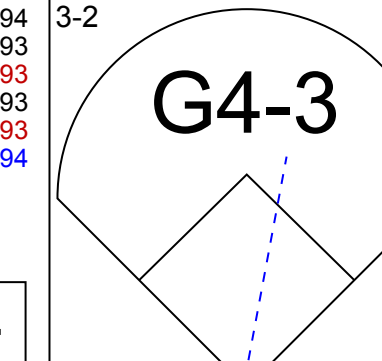
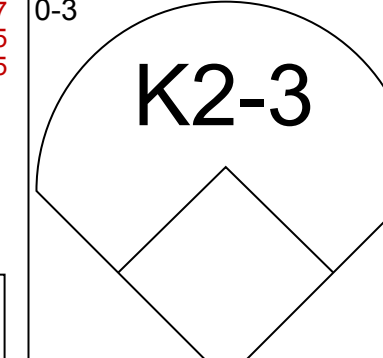
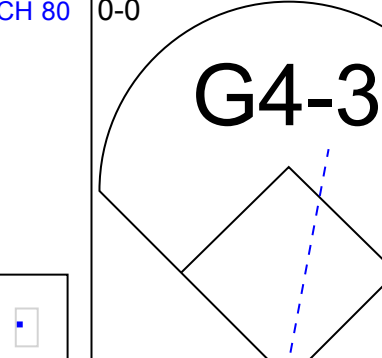
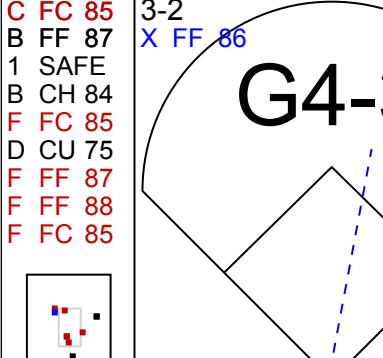
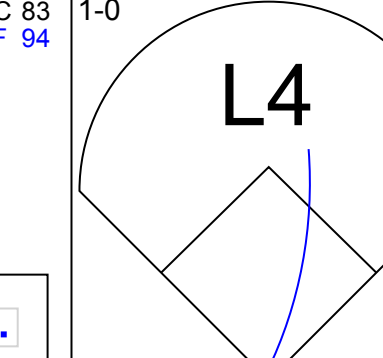
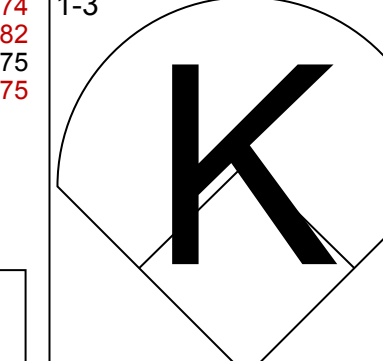
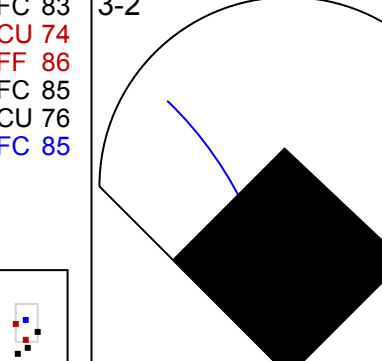
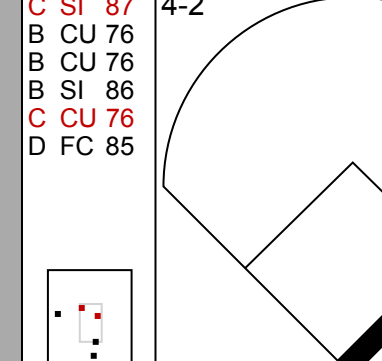
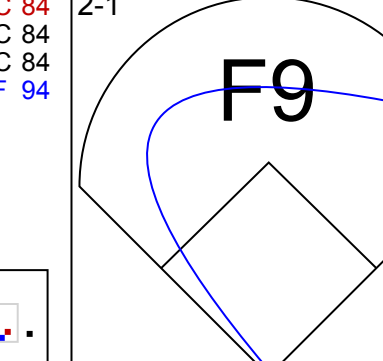
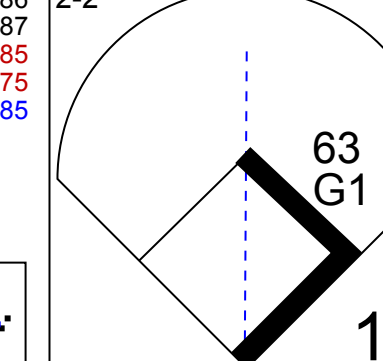
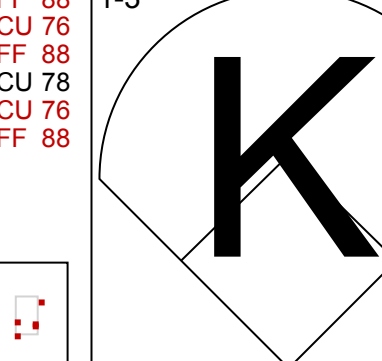
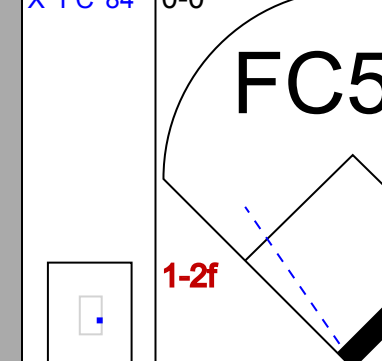
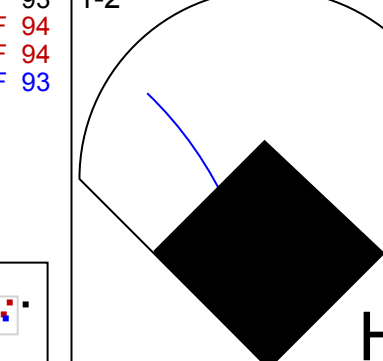
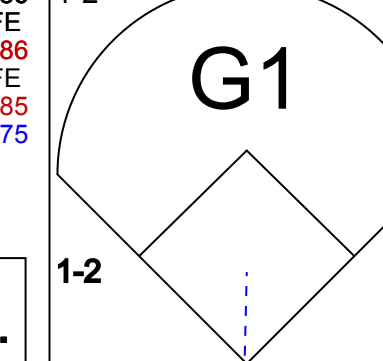
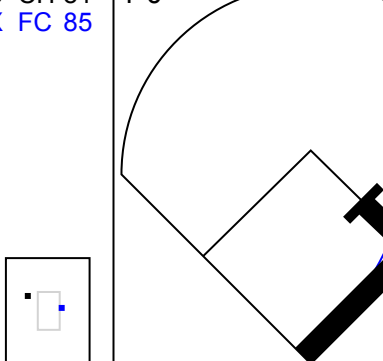
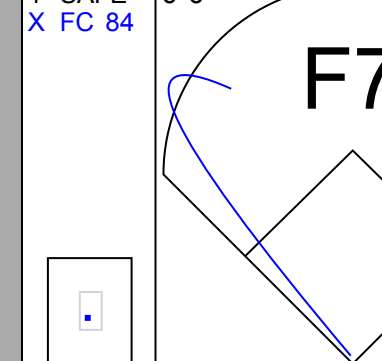
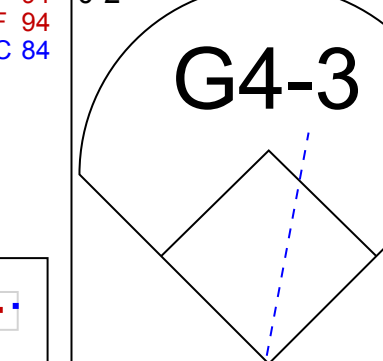
AB	36
R	3
H	7
RBI	3
BB	3
SO	8
LOB	18



Batter	1	2	3	4	5	6	7	8	9	AB R H RBI BB SO LOB	BOTTOM																
41 Carlos Santana, S OBP: 0.347, SLG: 0.484										3 2 1 1 1 0 0	Oakland Athletics @ Cleveland Indians Progressive Field, Cleveland, OH Fri Jul 29 2016, 7:11 PM - 10:09 PM EDT Att: 33,134 - Cloudy - 80 F																
22 Jason Kipnis, L OBP: 0.342, SLG: 0.483										4 0 2 1 0 0 0																	
12 Francisco Lindor, S OBP: 0.363, SLG: 0.456										2 0 1 1 1 0 1																	
26 Mike Napoli, R OBP: 0.323, SLG: 0.471										4 0 0 0 0 1 3																	
11 José Ramírez, S OBP: 0.353, SLG: 0.403										4 0 2 0 0 0 1																	
8 Lonnie Chisenhall, L OBP: 0.346, SLG: 0.461										3 0 0 0 0 0 1																	
20 Rajai Davis, R OBP: 0.322, SLG: 0.411										3 1 0 0 1 0 1																	
72 Tyler Naquin, L OBP: 0.393, SLG: 0.629										3 1 1 0 1 2 2																	
38 Chris Gimenez, R OBP: 0.238, SLG: 0.274										2 0 0 0 0 0 2																	
35 Abraham Almonte, S, PH ERA: 2.01										1 1 1 1 0 0 0																	
55 Roberto Pérez, R OBP: 0.273, SLG: 0.043										1 0 0 0 0 0 2																	
Inning Stats	R: 0 H: 1 E: 0 K: 0 S: 10	H: 0 LOB: 0 BB: 0 P: 15	R: 0 H: 0 E: 0 K: 1 S: 9	H: 0 LOB: 0 BB: 0 P: 7	R: 0 H: 0 E: 0 K: 1 S: 8	H: 0 LOB: 0 BB: 0 P: 11	R: 0 H: 1 E: 0 K: 0 S: 8	H: 1 LOB: 0 BB: 0 P: 12	R: 0 H: 1 E: 0 K: 0 S: 14	H: 1 LOB: 2 BB: 1 P: 22	R: 1 H: 1 E: 0 K: 0 S: 7	H: 1 LOB: 1 BB: 1 P: 14	R: 4 H: 3 E: 1 K: 1 S: 17	H: 3 LOB: 1 BB: 1 P: 34	R: 0 H: 1 E: 0 K: 1 S: 9	H: 1 LOB: 1 BB: 1 P: 17	1B: 7 2B: 0 3B: 0 HR: 1	SF: 1 SAC: 1 DP: 1 HBP: 0	WP: 1 PB: 0 SB: 1 CS: 0	PA: 36							
PITCHER	IP WLS BF H R ER SO BB IBB HBP BLK WP HR S P ERA WHIP											IP WLS BF H R ER SO BB IBB HBP BLK WP HR S P ERA WHIP															
49 Kendall Graveman, R ERA: 4.15	6.1	L	27	6	4	3	1	2	0	0	0	0	0	3	9	-	-										
35 Marc Rzepczynski, L ERA: 3.46	0.0	B	2	1	0	0	0	1	0	0	0	0	0	3	9	-	-										
66 Ryan Dull, R ERA: 2.01	0.2	2	0	1	1	1	0	0	0	0	0	1	0	6	12	13.50	0.000										
57 Danny Coulombe, L ERA: 3.63	1.0	5	1	0	0	1	1	0	0	0	0	0	0	9	17	0.00	2.000										

AB	30
R	5
H	8
RBI	4
BB	4
SO	3
LOB	13



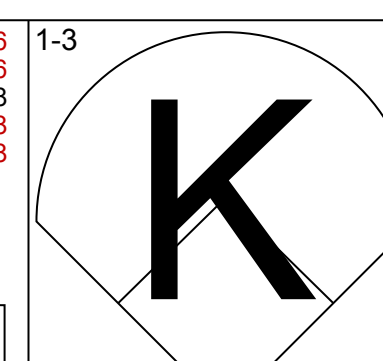
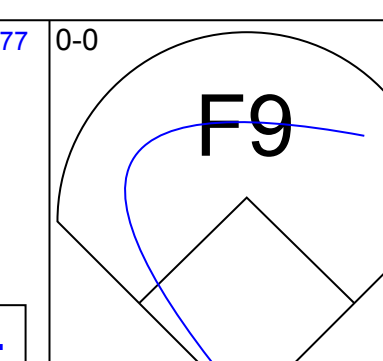
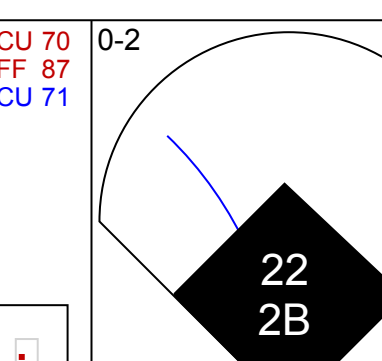
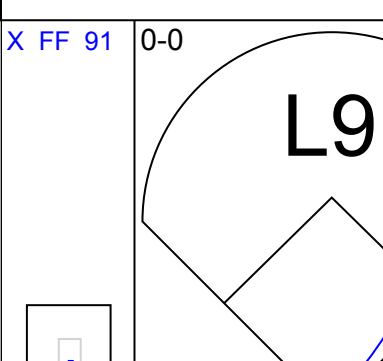
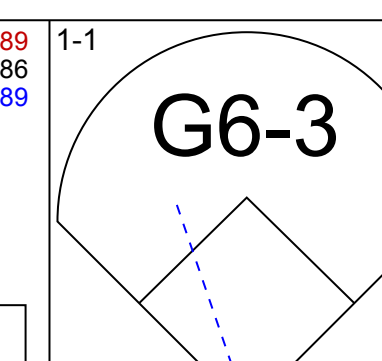
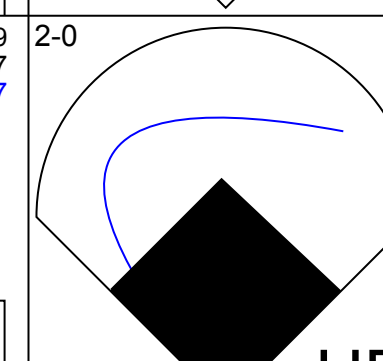
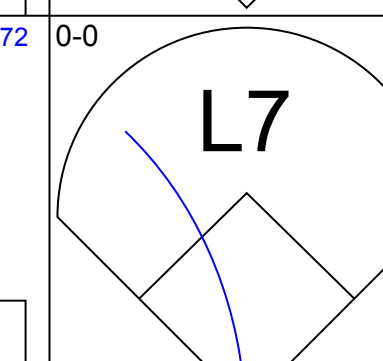
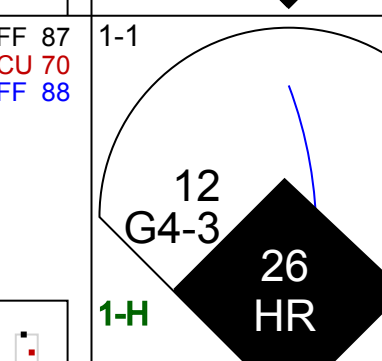

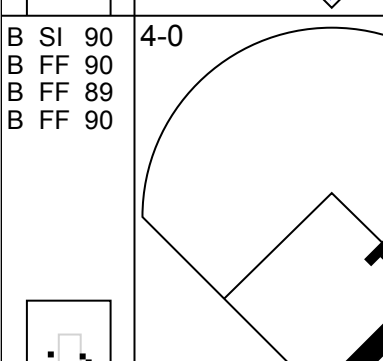
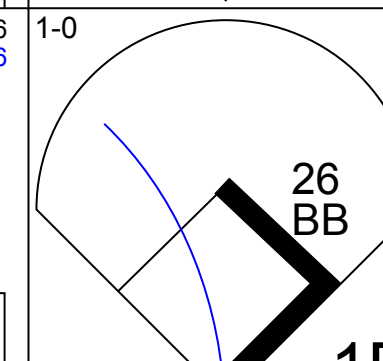
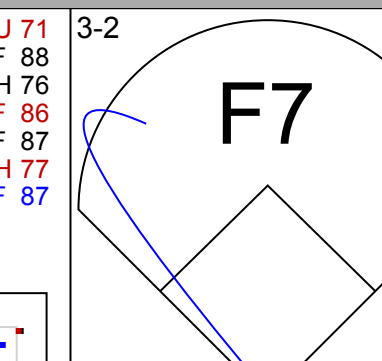
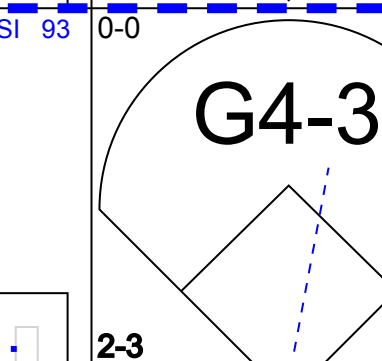
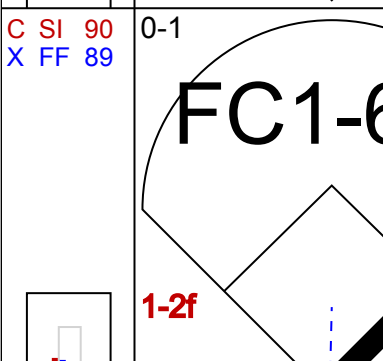
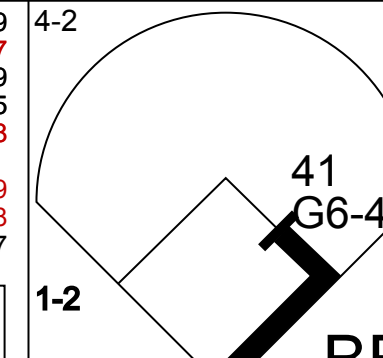
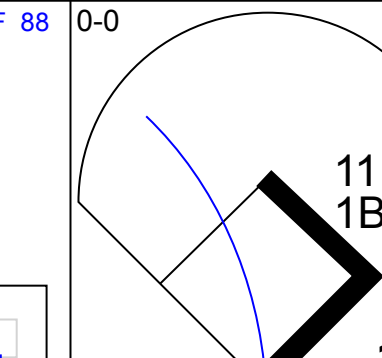
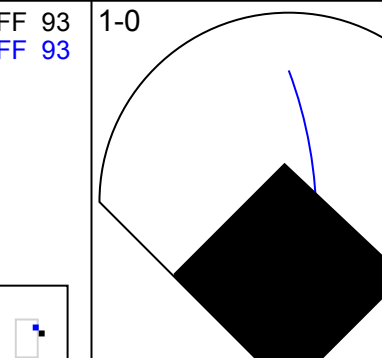
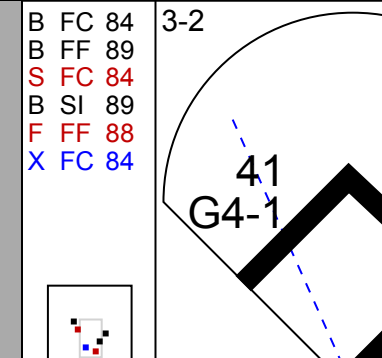
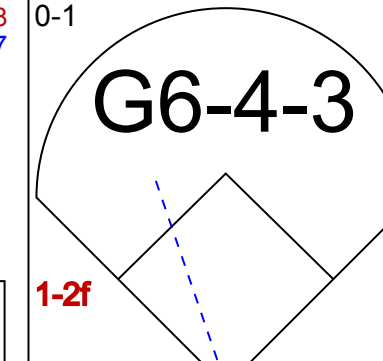
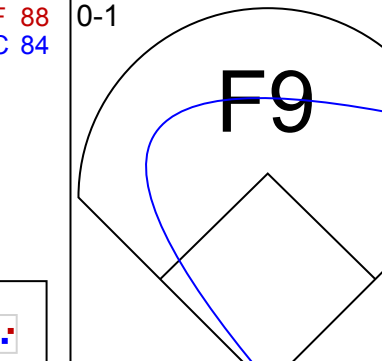
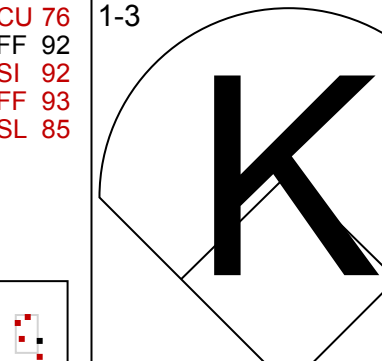
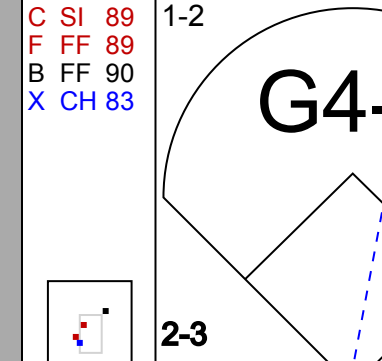
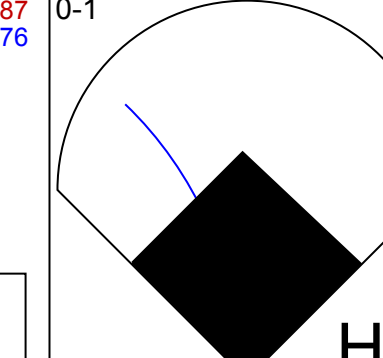
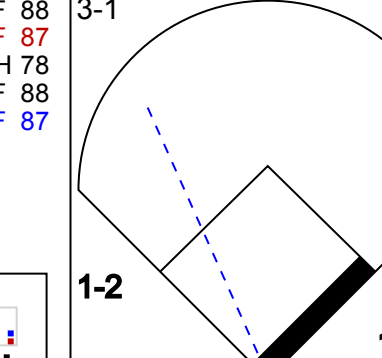
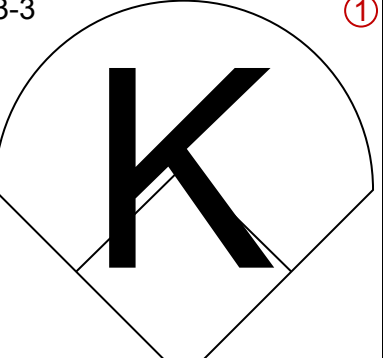
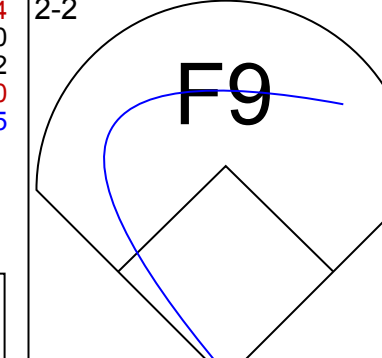

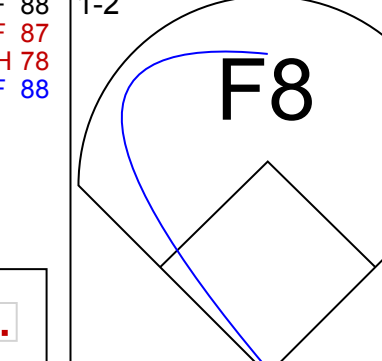
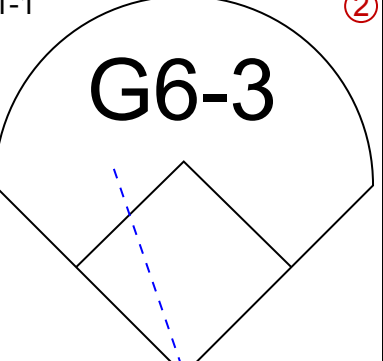
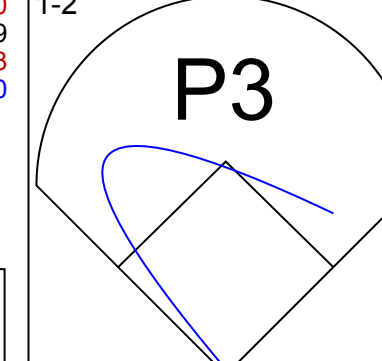
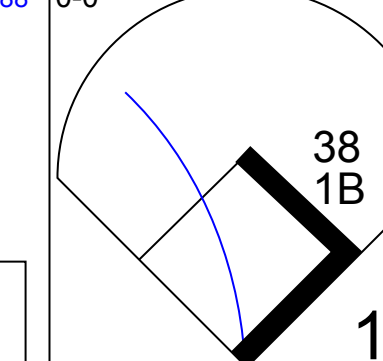
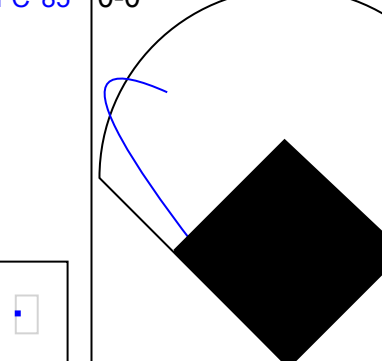
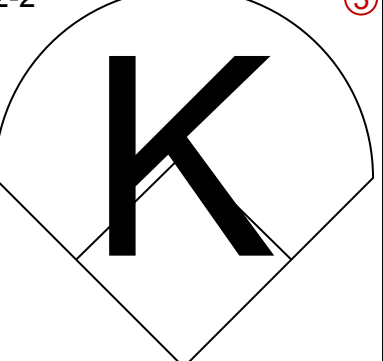
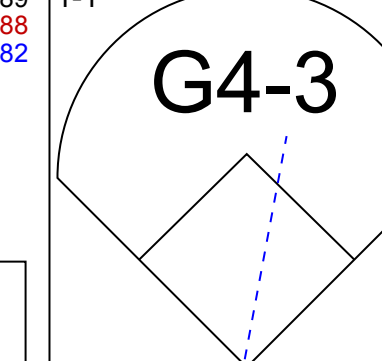

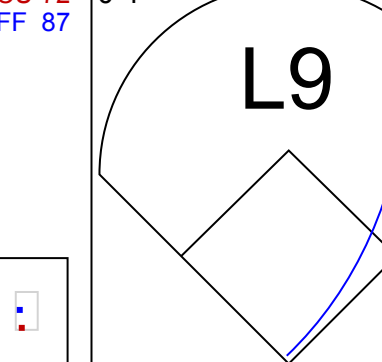
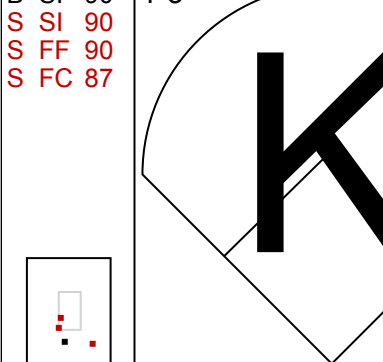
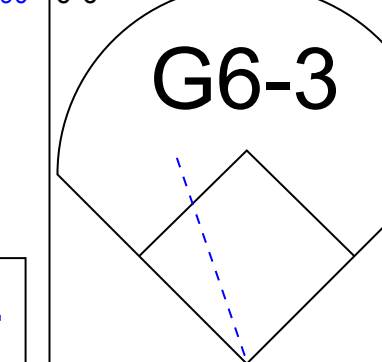
Batter	1	2	3	4	5	6	7	8	9	AB	R	H	RBI	BB	SO	LOB	TOP			
8 Jed Lowrie, S OBP: 0.317, SLG: 0.327										4	0	0	0	0	2	2				
5 Jake Smolinski, R OBP: 0.355, SLG: 0.488										3	1	0	0	1	2	0				
22 Josh Reddick, L OBP: 0.373, SLG: 0.456										4	0	2	0	0	0	0				
2 Khris Davis, R OBP: 0.291, SLG: 0.514										4	0	0	0	0	2	3				
26 Danny Valencia, R OBP: 0.353, SLG: 0.481										4	0	2	1	0	0	1				
17 Yonder Alonso, L OBP: 0.310, SLG: 0.341										4	0	0	0	0	1	3				
16 Billy Butler, R OBP: 0.332, SLG: 0.425										3	1	1	1	1	1	0				
10 Marcus Semien, R OBP: 0.299, SLG: 0.458										4	1	2	1	0	1	1				
63 Bruce Maxwell, L OBP: 0.111, SLG: 0.111										4	0	1	0	0	0	2				
Inning Stats	R: 1 E: 0 K: 3 S: 15	H: 2 LOB: 2 BB: 1 P: 25	R: 0 E: 0 K: 2 S: 12	H: 1 LOB: 0 BB: 0 P: 17	R: 0 E: 0 K: 0 S: 7	H: 0 LOB: 0 BB: 0 P: 9	R: 1 E: 0 K: 1 S: 10	H: 1 LOB: 0 BB: 0 P: 15	R: 0 E: 0 K: 0 S: 6	H: 1 LOB: 1 BB: 1 P: 16	R: 0 E: 0 K: 0 S: 13	H: 0 LOB: 1 BB: 1 P: 13	R: 0 E: 0 K: 2 S: 10	H: 1 LOB: 0 BB: 0 P: 16	R: 1 E: 0 K: 0 S: 9	H: 1 LOB: 0 BB: 0 P: 13	1B: 5 2B: 1 3B: 0 HR: 2	SF: 0 SAC: 0 DP: 0 HBP: 0	WP: 0 PB: 0 SB: 0 CS: 0	PA: 36
PITCHER	IP WLS BF H R ER SO BB IBB HBP BLK WP HR S P ERA WHIP																			
43 Josh Tomlin, R ERA: 3.43	(1, 1)	7.0 W 28 6 2 2 7 2 0 0 0 0 0 1 69 103 2.57 1.143																		
27 Bryan Shaw, R ERA: 4.0	(8, 1)	1.0 4 1 0 0 2 0 0 0 0 0 0 0 10 16 0.00 1.000																		
37 Cody Allen, R ERA: 2.58	(9, 1)	1.0 4 1 1 1 0 0 0 0 0 0 0 1 9 13 9.00 1.000																		

Oakland Athletics @ Cleveland Indians
Progressive Field, Cleveland, OH
Sat Jul 30 2016, 7:38 PM - 10:16 PM EDT
Att: 32,850 - Partly Cloudy - 76 F

livebaseballscorecards.com

AB 34
R 3
H 8
RBI 3
BB 2
SO 9
LOB 12



Batter	1	2	3	4	5	6	7	8	9	AB	R	H	RBI	BB	SO	LOB	BOTTOM	
20 Rajai Davis, R OBP: 0.321, SLG: 0.408										5	1	1	0	0	1	2		
22 Jason Kipnis, L OBP: 0.346, SLG: 0.495										3	2	2	2	1	0	2		
12 Francisco Lindor, S OBP: 0.362, SLG: 0.456										4	0	1	0	0	0	2		
26 Mike Napoli, R OBP: 0.329, SLG: 0.486										3	1	3	2	1	0	0		
41 Carlos Santana, S OBP: 0.344, SLG: 0.479										4	0	0	0	0	1	4		
11 José Ramírez, S OBP: 0.355, SLG: 0.413										4	1	2	1	0	1	1		
4 Juan Uribe, R OBP: 0.259, SLG: 0.332										3	0	0	0	0	0	2		
8 Lonnie Chisenhall, L OBP: 0.345, SLG: 0.459										1	0	0	0	0	0	1		
35 Abraham Almonte, S OBP: 0.278, SLG: 0.471										4	1	2	1	0	1	0		
38 Chris Gimenez, R OBP: 0.238, SLG: 0.273										4	0	1	0	0	1	0		
Inning Stats	R: 1 E: 0 K: 1 S: 12	H: 2 LOB: 1 BB: 1 P: 20	R: 1 E: 0 K: 0 S: 11	H: 3 LOB: 2 BB: 0 P: 13	R: 0 E: 0 K: 0 S: 12	H: 2 LOB: 0 BB: 0 P: 19	R: 4 E: 0 K: 1 S: 14	H: 4 LOB: 0 BB: 0 P: 17	R: 0 E: 0 K: 2 S: 10	H: 0 LOB: 1 BB: 1 P: 11	R: 0 E: 0 K: 0 S: 12	H: 1 LOB: 0 BB: 0 P: 19	R: 0 E: 0 K: 0 S: 5	H: 0 LOB: 0 BB: 0 P: 7	1B: 6 2B: 2 3B: 0 HR: 4	SF: 0 SAC: 0 DP: 1 HBP: 0	WP: 0 PB: 0 SB: 0 CS: 0	PA: 37
PITCHER	IP WLS BF H R ER SO BB IBB HBP BLK WP HR S P ERA WHIP																	
47 Dillon Overton, L ERA: 9.33	(1, 1)	3.1 L 20 10 0 0 0 1 0 0 0 0 0 0 3 43 61 13.50 3.300																
31 Liam Hendriks, R ERA: 4.59	(4, 1)	1.2 6 1 1 1 3 0 0 0 0 0 0 1 16 24 5.40 0.600																
58 Zach Neal, R ERA: 5.82	(6, 1)	3.0 11 1 0 0 1 1 0 0 0 0 0 0 23 37 0.00 0.667																

Oakland Athletics @ Cleveland Indians
Progressive Field, Cleveland, OH
Sat Jul 30 2016, 7:38 PM - 10:16 PM EDT
Att: 32,850 - Partly Cloudy - 76 F

livebaseballscorecards.com

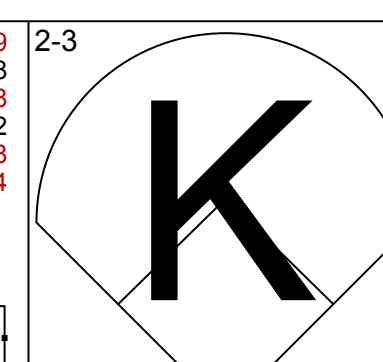
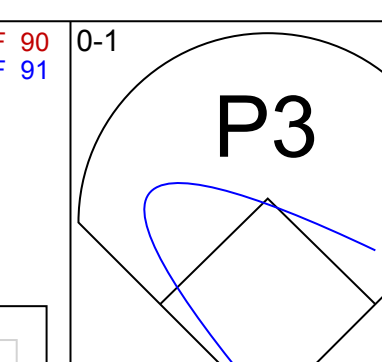
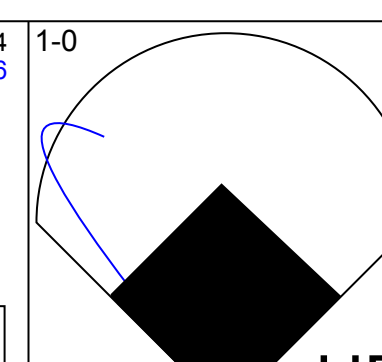
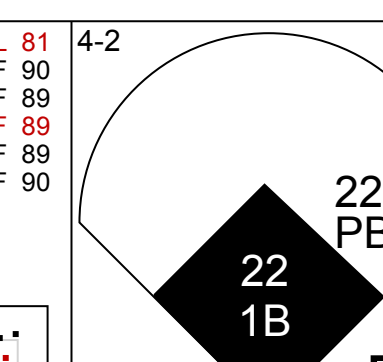
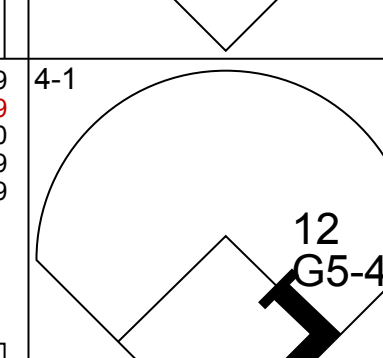
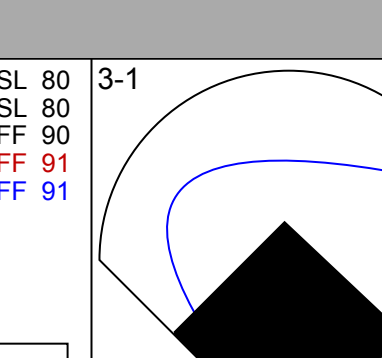
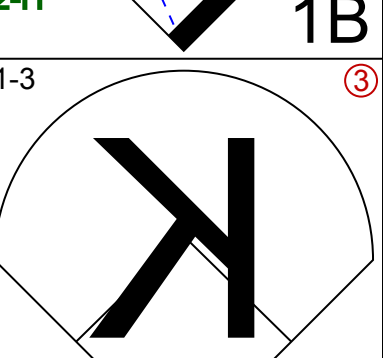
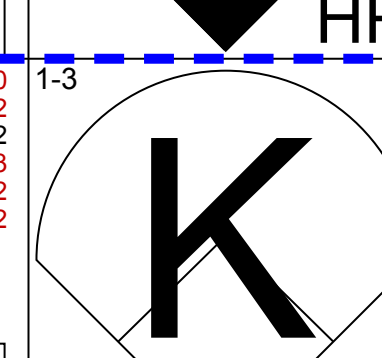
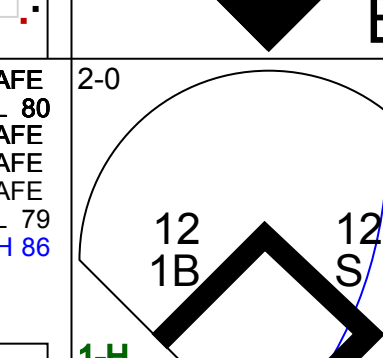
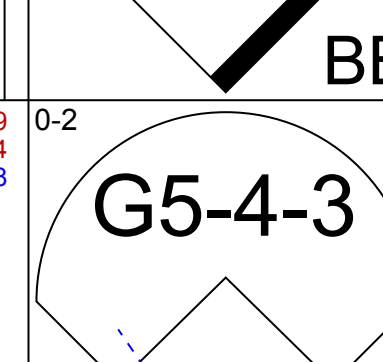
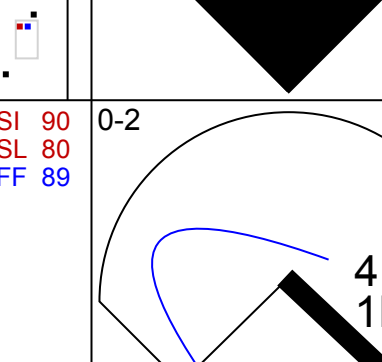
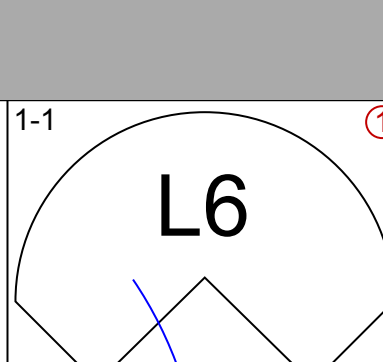
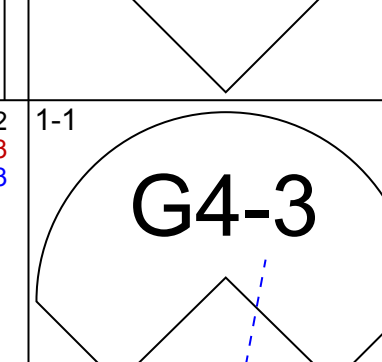
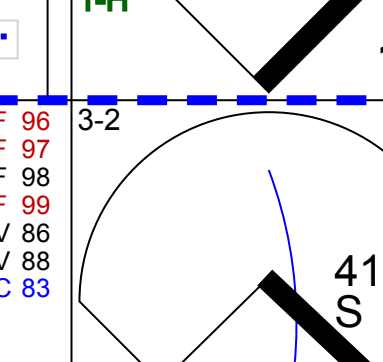
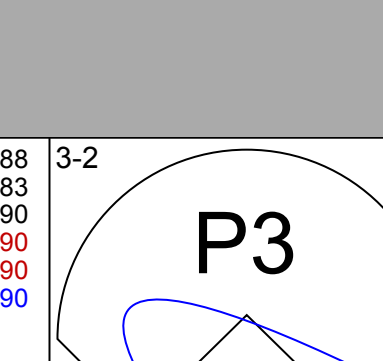
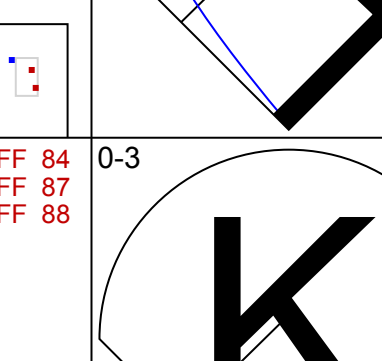
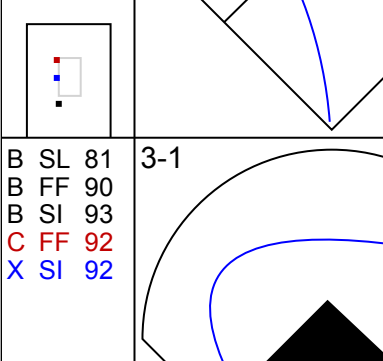
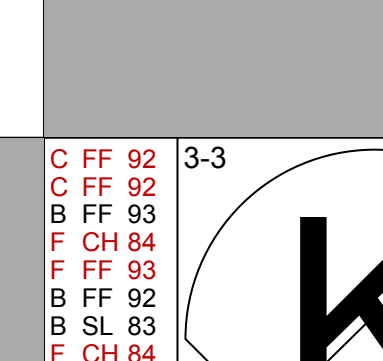
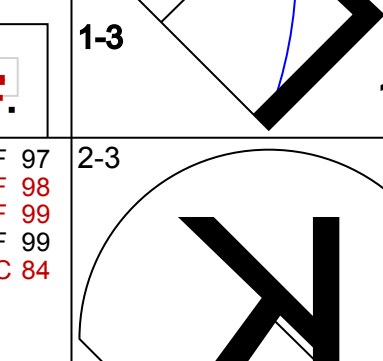
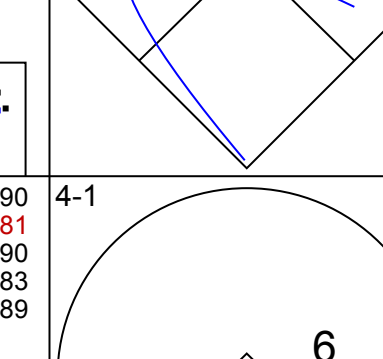
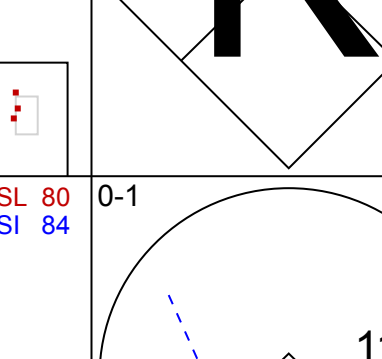
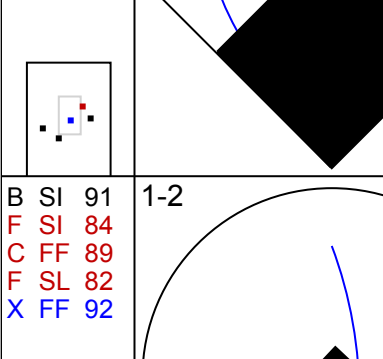
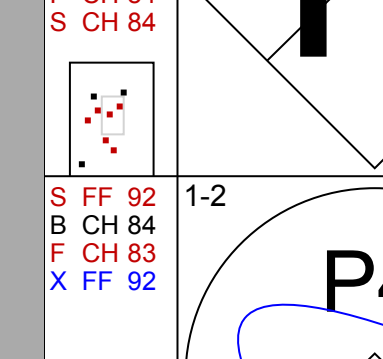
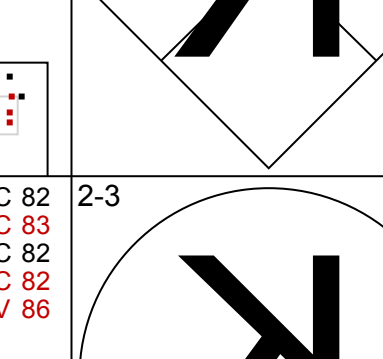
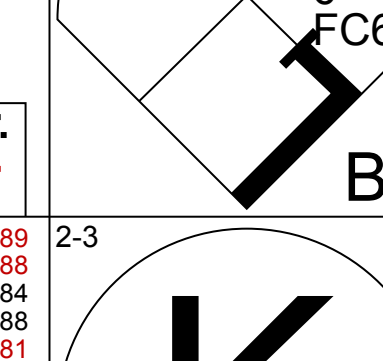
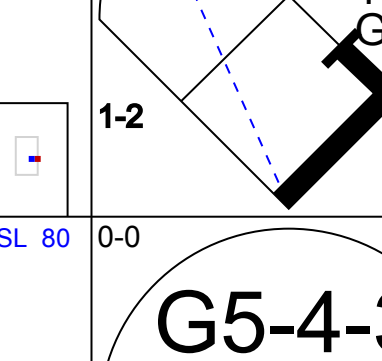
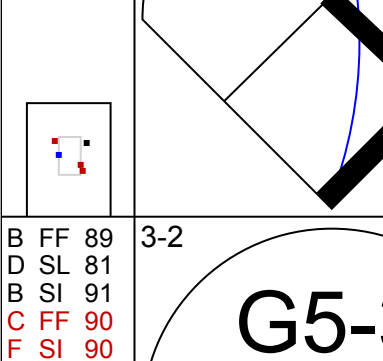
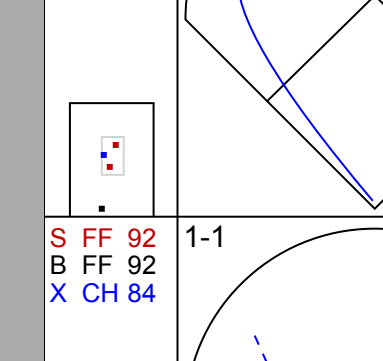
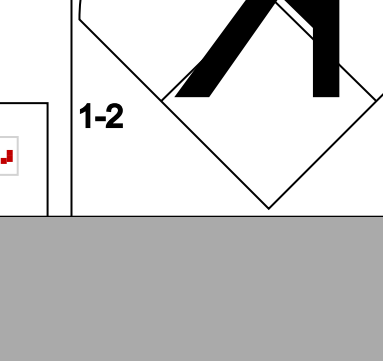
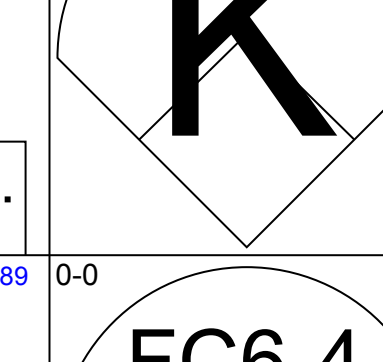
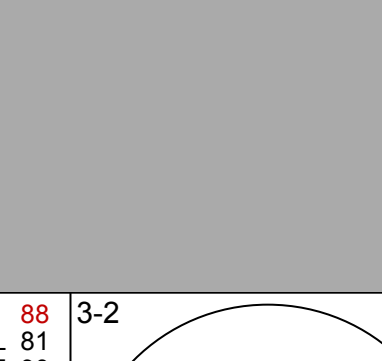
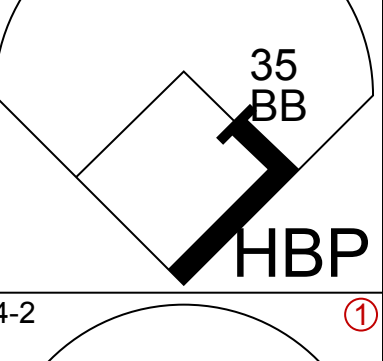

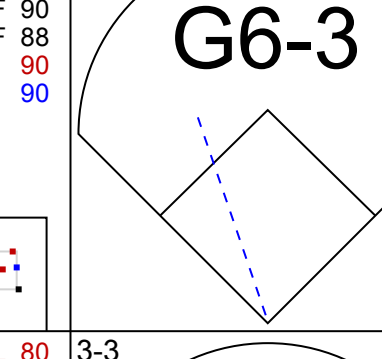
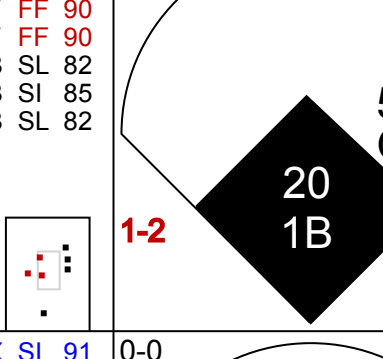
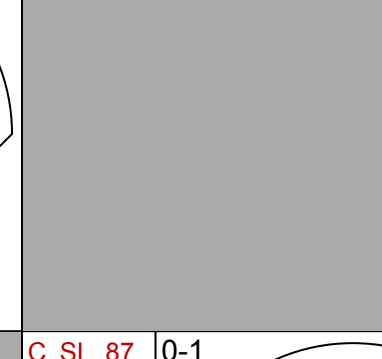
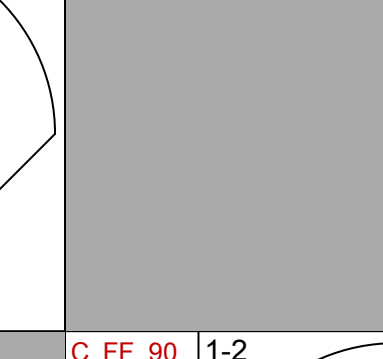
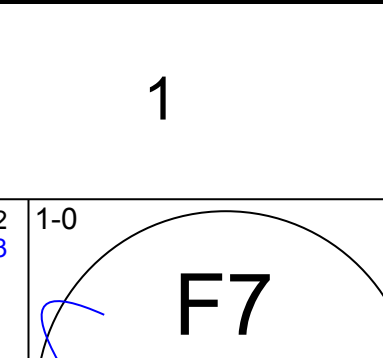
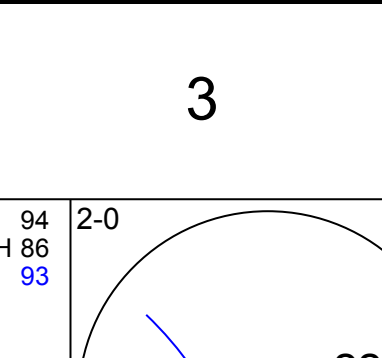
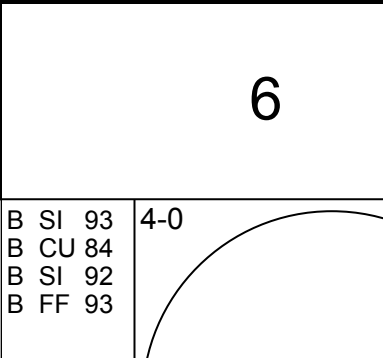
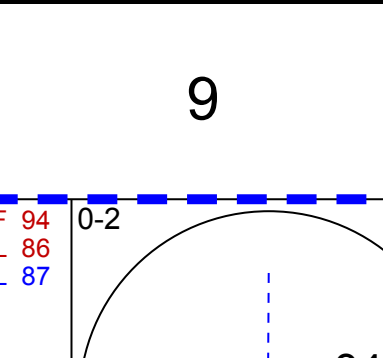
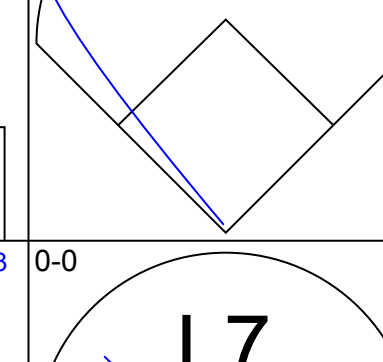
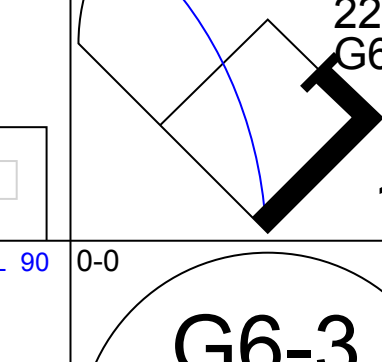
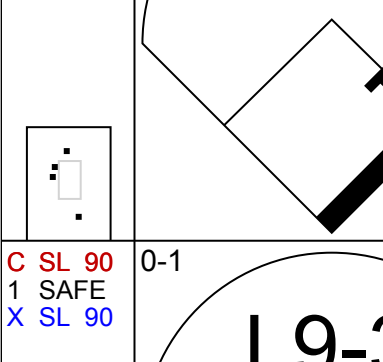
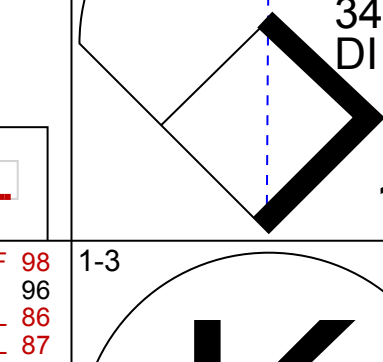
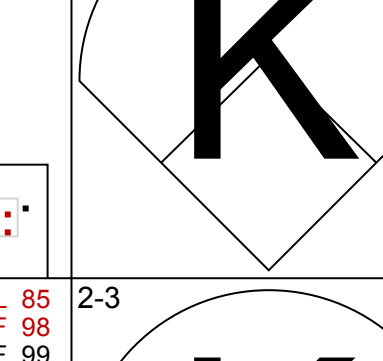
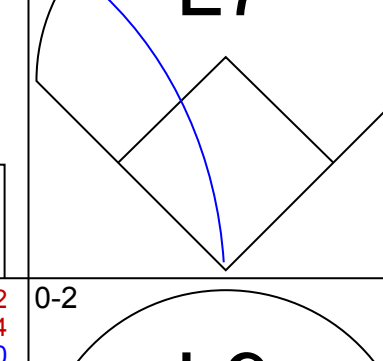
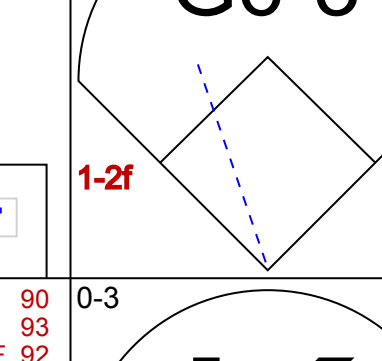
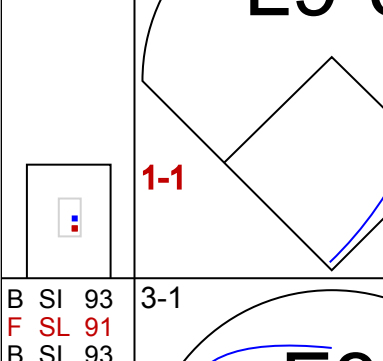
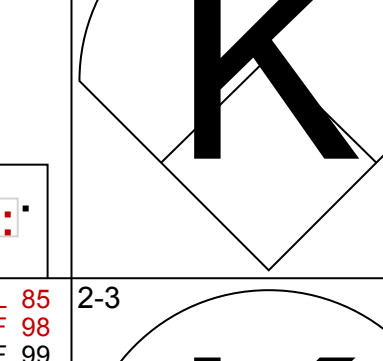
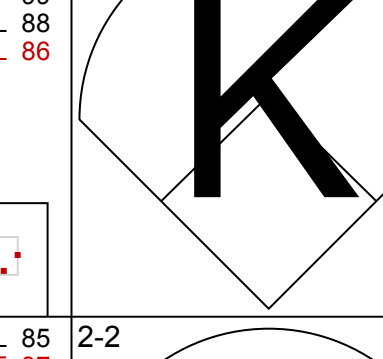
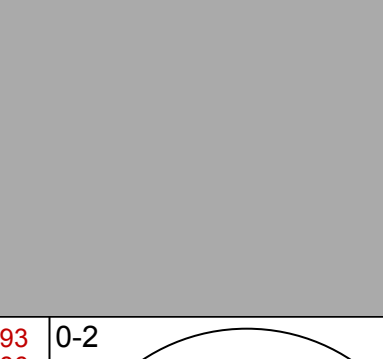
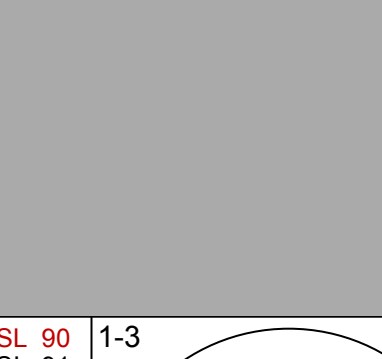
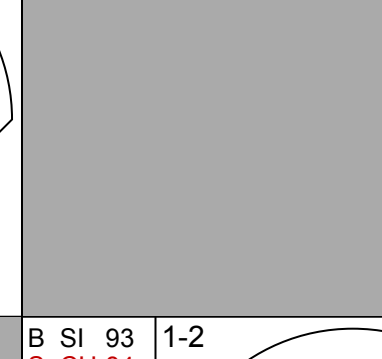
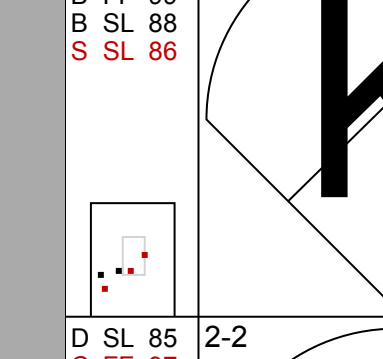
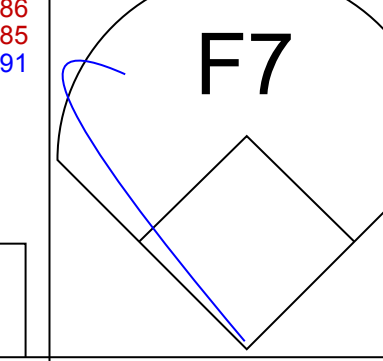
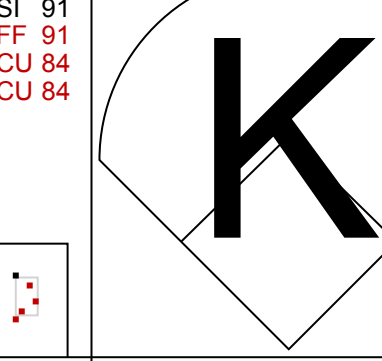
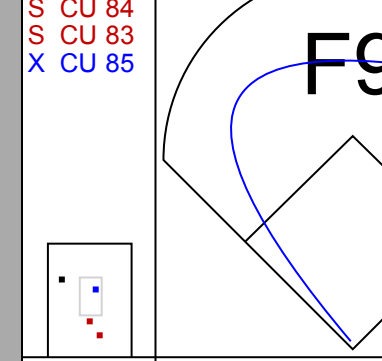
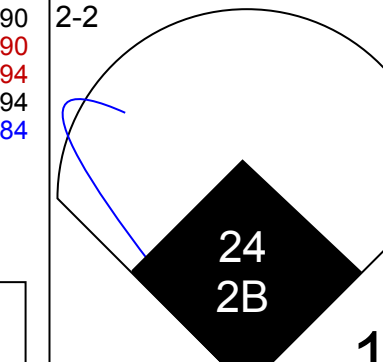
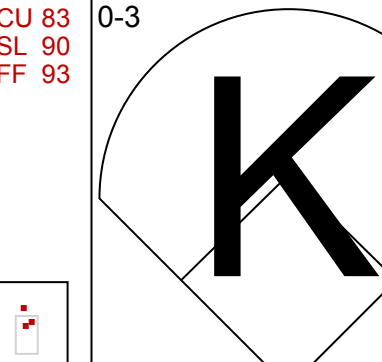
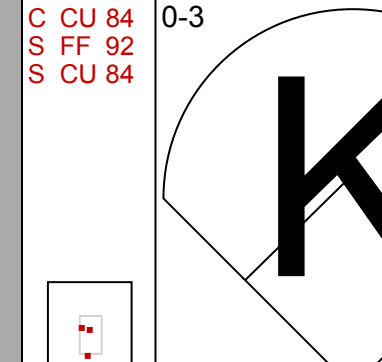
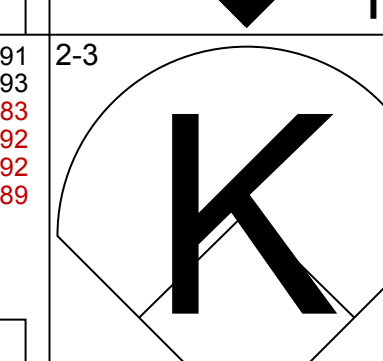
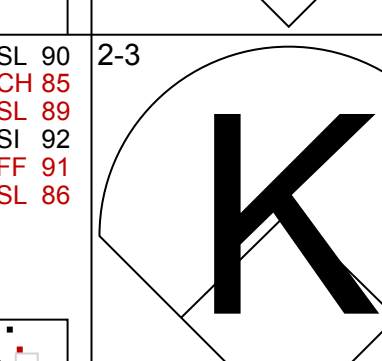
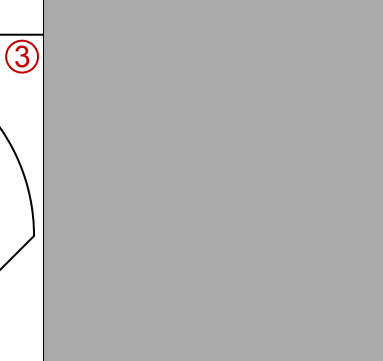
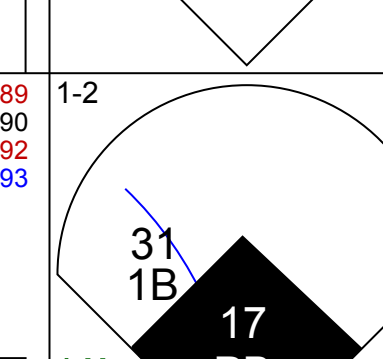
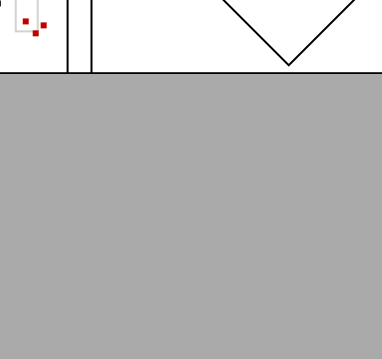
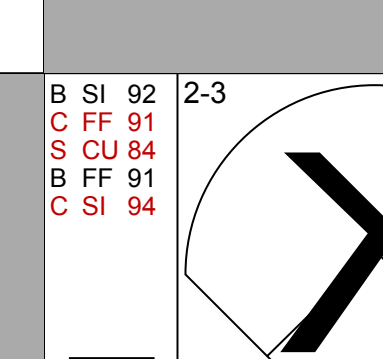
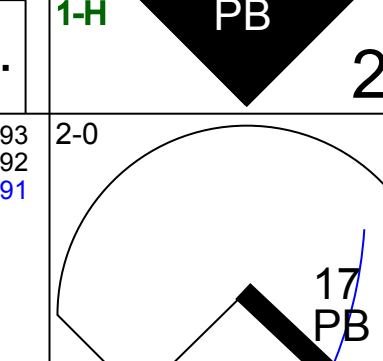

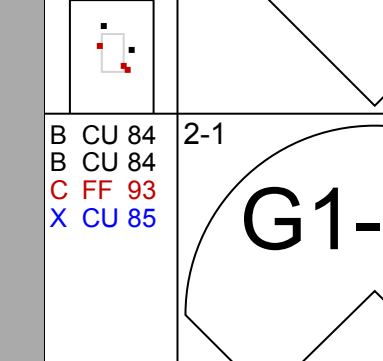
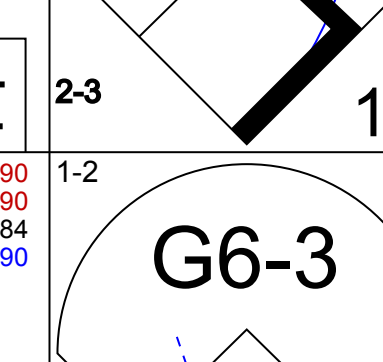

AB 35
R 6
H 12
RBI 6
BB 2
SO 5
LOB 14



Batter	1	2	3	4	5	6	7	8	9	AB	R	H	RBI	BB	SO	LOB	TOP										
4 Coco Crisp, S OBP: 0.308, SLG: 0.417	G3-1		G6-4-3					K		3	0	0	0	1	1	1	Oakland Athletics @ Cleveland Indians Progressive Field, Cleveland, OH Sun Jul 31 2016, 1:47 PM - 4:29 PM EDT Att: 23,739 - Partly Cloudy - 81 F										
10 Marcus Semien, R OBP: 0.298, SLG: 0.459	K			K		K				4	0	1	0	0	3	1											
Josh Reddick, L OBP: 0.368, SLG: 0.449	K			G1-3		P6		L7		4	0	0	0	0	1	2											
2 Khris Davis, R OBP: 0.290, SLG: 0.510		K			K			L9		3	0	0	0	1	2	1											
21 Stephen Vogt, L OBP: 0.312, SLG: 0.434 63 Bruce Maxwell, L OBP: 0.111, SLG: 0.111	P5							FC4-6		4	0	1	0	0	0	2											
17 Yonder Alonso, L OBP: 0.312, SLG: 0.346										0	0	0	0	0	0	0											
5 Jake Smolinski, R OBP: 0.352, SLG: 0.489										4	0	2	0	0	0	1											
12 Max Muncy, L OBP: 0.378, SLG: 0.316										4	0	1	0	0	0	2											
48 Ryon Healy, R OBP: 0.268, SLG: 0.407										3	0	1	0	1	0	2											
Inning Stats	R: 0 E: 0 K: 2 S: 11	H: 0 LOB: 0 BB: 0 P: 14	R: 0 E: 0 K: 1 S: 10	H: 1 LOB: 1 BB: 0 P: 12	R: 0 E: 0 K: 1 S: 8	H: 1 LOB: 0 BB: 0 P: 14	R: 0 E: 0 K: 2 S: 8	H: 0 LOB: 0 BB: 0 P: 11	R: 0 E: 0 K: 1 S: 9	H: 1 LOB: 2 BB: 1 P: 23	R: 0 E: 0 K: 1 S: 9	H: 0 LOB: 1 BB: 1 P: 15	R: 0 E: 0 K: 0 S: 12	H: 2 LOB: 2 BB: 0 P: 14	R: 0 E: 0 K: 1 S: 12	H: 1 LOB: 2 BB: 1 P: 21		R: 0 E: 0 K: 0 S: 6	H: 0 LOB: 0 BB: 0 P: 9	1B: 2 2B: 4 3B: 0 HR: 0	SF: 0 SAC: 0 DP: 1 HBP: 0	WP: 0 PB: 0 SB: 0 CS: 0	PA: 35				
PITCHER	IP	WLS	BF	H	R	ER	SO	BB	IBB	HBP	BLK	WP	HR	S	P	ERA	WHIP										
28 Corey Kluber, R ERA: 3.27	7.0	W	27	5	0	0	7	2	0	0	0	0	0	67	103	0.00	1.000										
34 Zach McAllister, R ERA: 5.27	0.2		4	1	0	0	1	1	0	0	0	0	0	11	19	0.00	3.000										
57 Kyle Crockett, L ERA: 7.04	0.1		1	0	0	0	0	0	0	0	0	0	0	1	2	0.00	0.000										
49 Austin Adams, R ERA: 5.4	1.0		3	0	0	0	0	0	0	0	0	0	0	6	9	0.00	0.000										

Batter	1	2	3	4	5	6	7	8	9	AB	R	H	RBI	BB	SO	LOB	BOTTOM										
41 Carlos Santana, S OBP: 0.342, SLG: 0.474 38 Chris Gimenez, R OBP: 0.238, SLG: 0.273	L8		K			G5-3		P6		4	0	0	0	1	1	4	Oakland Athletics @ Cleveland Indians Progressive Field, Cleveland, OH Sun Jul 31 2016, 1:47 PM - 4:29 PM EDT Att: 23,739 - Partly Cloudy - 81 F										
22 Jason Kipnis, L OBP: 0.345, SLG: 0.494 9 Erik González, R OBP: 0.250, SLG: 0.143	K			SF7		G6-3		K		3	1	1	3	0	1	0											
12 Francisco Lindor, S OBP: 0.359, SLG: 0.453	G6-3									1	0	0	0	0	1	1											
26 Mike Napoli, R OBP: 0.331, SLG: 0.493		G1-3								3	2	1	2	1	1	0											
11 José Ramírez, S OBP: 0.354, SLG: 0.414										4	0	1	0	0	1	0											
8 Lonnie Chisenhall, L OBP: 0.347, SLG: 0.450										4	0	2	0	0	2	2											
72 Tyler Naquin, L OBP: 0.399, SLG: 0.629										3	2	2	0	1	0	1											
35 Abraham Almonte, S OBP: 0.300, SLG: 0.486										3	2	2	1	0	0	0											
55 Roberto Pérez, R OBP: 0.324, SLG: 0.080										2	1	1	1	2	1	2											
Inning Stats	R: 0 E: 0 K: 1 S: 9	H: 0 LOB: 0 BB: 0 P: 11	R: 0 E: 0 K: 1 S: 7	H: 0 LOB: 0 BB: 0 P: 9	R: 3 E: 0 K: 1 S: 17	H: 4 LOB: 0 BB: 1 P: 26	R: 2 E: 0 K: 0 S: 12	H: 4 LOB: 2 BB: 1 P: 21	R: 1 E: 0 K: 2 S: 11	H: 1 LOB: 2 BB: 2 P: 22	R: 0 E: 0 K: 0 S: 7	H: 0 LOB: 0 BB: 0 P: 8	R: 0 E: 0 K: 2 S: 15	H: 1 LOB: 1 BB: 0 P: 19	R: 0 E: 0 K: 1 S: 10	H: 0 LOB: 1 BB: 1 P: 15		1B: 8 2B: 1 3B: 0 HR: 1	SF: 3 SAC: 0 DP: 0 HBP: 0	WP: 2 PB: 0 SB: 0 CS: 0	PA: 38						
PITCHER	IP	WLS	BF	H	R	ER	SO	BB	IBB	HBP	BLK	WP	HR	S	P	ERA	WHIP										
54 Sonny Gray, R ERA: 5.84	1.1	L	19	8	7	7	3	2	0	0	0	1	0	43	64	18.90	3.000										
57 Danny Coulombe, L ERA: 3.75	1.2		8	1	1	1	2	2	0	0	0	1	0	13	25	5.40	1.800										
64 J.B. Wendelken, R ERA: 8.44	3.0		11	1	0	0	3	1	0	0	0	0	0	32	42	0.00	0.667										



Batter	1	2	3	4	5	6	7	8	9	AB	R	H	RBI	BB	SO	LOB	TOP					
20 Rajai Davis, R OBP: 0.321, SLG: 0.412										4	2	2	2	1	1	0	Cleveland Indians @ New York Yankees Yankee Stadium, Bronx, NY Sat Aug 06 2016, 1:10 PM - 4:08 PM EDT Att: 37,264 - Overcast - 84 F					
22 Jason Kipnis, L OBP: 0.346, SLG: 0.495										4	1	2	2	1	2	1						
12 Francisco Lindor, S OBP: 0.357, SLG: 0.452										5	0	2	0	0	0	1						
26 Mike Napoli, R OBP: 0.339, SLG: 0.515										5	1	1	1	0	3	3						
41 Carlos Santana, S OBP: 0.346, SLG: 0.480										4	0	2	0	1	1	2						
11 José Ramírez, S OBP: 0.356, SLG: 0.426										4	0	1	0	0	1	4						
6 Brandon Guyer, R OBP: 0.357, SLG: 0.411										1	0	0	0	1	0	1						
8 Lonnie Chisenhall, L OBP: 0.350, SLG: 0.464										0	0	0	0	1	0	0						
35 Abraham Almonte, S OBP: 0.305, SLG: 0.463										3	1	0	0	1	1	4						
55 Roberto Pérez, R OBP: 0.245, SLG: 0.050										4	0	0	0	0	1	1						
Inning Stats	R: 0 E: 0 K: 1 S: 8	H: 0 LOB: 0 BB: 1 P: 14	R: 0 E: 0 K: 1 S: 8	H: 0 LOB: 1 BB: 1 P: 17	R: 0 E: 0 K: 1 S: 8	H: 0 LOB: 0 BB: 0 P: 14	R: 1 E: 0 K: 1 S: 11	H: 3 LOB: 1 BB: 0 P: 14	R: 1 E: 0 K: 1 S: 17	H: 2 LOB: 2 BB: 1 P: 30	R: 1 E: 0 K: 1 S: 10	H: 1 LOB: 0 BB: 0 P: 13	R: 0 E: 0 K: 1 S: 14	H: 1 LOB: 2 BB: 1 P: 23	R: 1 E: 0 K: 2 S: 16	H: 2 LOB: 2 BB: 1 P: 30	1B: 7 2B: 0 3B: 0 HR: 3	SF: 0 SAC: 0 DP: 2 HBP: 1	WP: 0 PB: 1 CS: 0	PA: 41		
PITCHER	IP WLS BF H R ER SO	IP WLS BF H R ER SO	IP WLS BF H R ER SO	IP WLS BF H R ER SO	IP WLS BF H R ER SO	IP WLS BF H R ER SO	IP WLS BF H R ER SO	IP WLS BF H R ER SO	IP WLS BF H R ER SO	IP WLS BF H R ER SO	IP WLS BF H R ER SO	IP WLS BF H R ER SO	IP WLS BF H R ER SO	IP WLS BF H R ER SO	IP WLS BF H R ER SO	IP WLS BF H R ER SO	ERA WHIP	ERA WHIP	ERA WHIP			
52 CC Sabathia, L ERA: 4.18	5.2 L 25 6 3 3 5	0.2 3 1 1 1 1	1.1 5 1 0 0 2	0.2 3 1 0 0 2	0.2 3 1 0 0 2	0.2 3 1 0 0 2	0.2 3 1 0 0 2	0.2 3 1 0 0 2	0.2 3 1 0 0 2	4.76 1.765	0.00 0.750	13.50 4.500	0.00 1.500									
41 Anthony Swarzak, R ERA: 5.4	0.2 3 1 1 1 1	1.1 5 1 0 0 2	0.2 3 1 0 0 2	0.2 3 1 0 0 2	0.2 3 1 0 0 2	0.2 3 1 0 0 2	0.2 3 1 0 0 2	0.2 3 1 0 0 2	0.2 3 1 0 0 2	0.00 0.750	13.50 4.500	0.00 1.500										
45 Chasen Shreve, L ERA: 4.07	0.2 3 1 0 0 2	0.2 3 1 0 0 2	0.2 3 1 0 0 2	0.2 3 1 0 0 2	0.2 3 1 0 0 2	0.2 3 1 0 0 2	0.2 3 1 0 0 2	0.2 3 1 0 0 2	0.2 3 1 0 0 2	0.00 1.500	13.50 4.500	0.00 1.500										
57 Nick Goody, R ERA: 4.33	0.2 3 1 0 0 2	0.2 3 1 0 0 2	0.2 3 1 0 0 2	0.2 3 1 0 0 2	0.2 3 1 0 0 2	0.2 3 1 0 0 2	0.2 3 1 0 0 2	0.2 3 1 0 0 2	0.2 3 1 0 0 2	0.00 1.500	13.50 4.500	0.00 1.500										
68 Dellin Betances, R ERA: 2.42	0.2 3 1 0 0 2	0.2 3 1 0 0 2	0.2 3 1 0 0 2	0.2 3 1 0 0 2	0.2 3 1 0 0 2	0.2 3 1 0 0 2	0.2 3 1 0 0 2	0.2 3 1 0 0 2	0.2 3 1 0 0 2	0.00 1.500	13.50 4.500	0.00 1.500										
Batter	1	2	3	4	5	6	7	8	9	AB	R	H	RBI	BB	SO	LOB	BOTTOM					
11 Brett Gardner, L OBP: 0.351, SLG: 0.372										3	0	2	0	1	0	0	Cleveland Indians @ New York Yankees Yankee Stadium, Bronx, NY Sat Aug 06 2016, 1:10 PM - 4:08 PM EDT Att: 37,264 - Overcast - 84 F					
22 Jacoby Ellsbury, L OBP: 0.333, SLG: 0.373										4	0	0	0	0	1	3						
25 Mark Teixeira, S OBP: 0.288, SLG: 0.341										4	0	0	0	0	2	1						
34 Brian McCann, L OBP: 0.330, SLG: 0.417										4	0	0	0	0	1	1						
14 Starlin Castro, R OBP: 0.298, SLG: 0.398										3	1	1	0	0	2	0						
18 Didi Gregorius, L OBP: 0.317, SLG: 0.449										3	0	0	0	0	2	1						
24 Gary Sánchez, R OBP: 0.300, SLG: 0.421										3	1	1	1	0	1	0						
31 Aaron Hicks, S OBP: 0.259, SLG: 0.307										3	0	2	0	0	0	0						
17 Ronald Torreyes, R OBP: 0.284, SLG: 0.320										2	0	0	0	0	1	2						
12 Chase Headley, S OBP: 0.325, SLG: 0.381										1	0	0	0	0	0	0						
Inning Stats	R: 0 E: 0 K: 0 S: 5	H: 0 LOB: 0 BB: 0 P: 6	R: 2 E: 0 K: 1 S: 18	H: 3 LOB: 1 BB: 0 P: 26	R: 0 E: 0 K: 1 S: 5	H: 1 LOB: 0 BB: 0 P: 7	R: 0 E: 0 K: 3 S: 11	H: 0 LOB: 0 BB: 0 P: 14	R: 0 E: 0 K: 1 S: 9	H: 1 LOB: 0 BB: 0 P: 12	R: 0 E: 0 K: 0 S: 4	H: 0 LOB: 0 BB: 1 P: 11	R: 0 E: 0 K: 1 S: 7	H: 0 LOB: 0 BB: 0 P: 10	R: 0 E: 0 K: 1 S: 8	H: 0 LOB: 0 BB: 0 P: 14	R: 0 E: 0 K: 2 S: 12	H: 1 LOB: 1 BB: 0 P: 17	1B: 5 2B: 2 3B: 0 HR: 0	SF: 0 SAC: 0 DP: 2 HBP: 0	WP: 0 PB: 1 CS: 1	PA: 31
PITCHER	IP WLS BF H R ER SO	IP WLS BF H R ER SO	IP WLS BF H R ER SO	IP WLS BF H R ER SO	IP WLS BF H R ER SO	IP WLS BF H R ER SO	IP WLS BF H R ER SO	IP WLS BF H R ER SO	IP WLS BF H R ER SO	IP WLS BF H R ER SO	IP WLS BF H R ER SO	IP WLS BF H R ER SO	IP WLS BF H R ER SO	IP WLS BF H R ER SO	IP WLS BF H R ER SO	IP WLS BF H R ER SO	ERA WHIP	ERA WHIP	ERA WHIP			
28 Corey Kluber, R ERA: 3.16	8.0 W 27 5 2 1 8	1.0 S 4 1 0 0 2	0.0 0 0 0 0 0	0.0 0 0 0 0 0	0.0 0 0 0 0 0	0.0 0 0 0 0 0	0.0 0 0 0 0 0	0.0 0 0 0 0 0	0.0 0 0 0 0 0	1.12 0.750	0.00 1.000											
24 Andrew Miller, L ERA: 1.5	1.0 S 4 1 0 0 2	0.0 0 0 0 0 0	0.0 0 0 0 0 0	0.0 0 0 0 0 0	0.0 0 0 0 0 0	0.0 0 0 0 0 0	0.0 0 0 0 0 0	0.0 0 0 0 0 0	0.0 0 0 0 0 0	0.00 1.000												

Batter	1	2	3	4	5	6	7	8	9	AB	R	H	RBI	BB	SO	LOB	TOP			
41 Carlos Santana, S (1, 3) OBP: 0.342, SLG: 0.474	G4-3		K		K		FC3-6		G4-6-3	5	0	0	0	0	2	4	Cleveland Indians @ New York Yankees Yankee Stadium, Bronx, NY Sun Aug 07 2016, 1:09 PM - 4:04 PM EDT Att: 39,720 - Sunny - 85 F			
22 Jason Kipnis, L (1, 4) OBP: 0.345, SLG: 0.491	K		G3		G1-3		BB		K	4	0	0	0	1	2	2				
12 Francisco Lindor, S (1, 6) OBP: 0.356, SLG: 0.450	1B				G3		F8		G3	4	0	1	0	0	0	2				
26 Mike Napoli, R (1, 10)	K				1B		K		K	4	0	1	0	0	3	1				
11 José Ramírez, S (1, 5)		G3-1			1B		1B		BB	3	1	2	0	1	0	0				
8 Lonnie Chisenhall, L (1, 9) OBP: 0.345, SLG: 0.457	K		K		1B		K2-3		K	4	0	0	0	0	4	4				
20 Rajai Davis, R (1, 7) OBP: 0.323, SLG: 0.414	G6-3				F7				BB	3	1	1	0	1	0	2				
72 Tyler Naquin, L (1, 8) OBP: 0.384, SLG: 0.603	G4-3				E4		F7		K	4	0	0	0	0	1	2				
55 Roberto Pérez, R (1, 2) OBP: 0.288, SLG: 0.116					F8					3	0	2	1	0	0	1				
1 Michael Martínez, S (7, PR) OBP: 0.300, SLG: 0.358										0	0	0	0	0	0	0				
38 Chris Gimenez, R (7, 2) OBP: 0.250, SLG: 0.305										1	0	1	0	0	0	0				
Inning Stats	R: 0 E: 0 K: 2 S: 12	H: 1 LOB: 1 BB: 0 P: 17	R: 0 E: 0 K: 1 S: 10	H: 0 LOB: 0 BB: 0 P: 13	R: 0 E: 0 K: 1 S: 10	H: 1 LOB: 1 BB: 0 P: 14	R: 0 E: 0 K: 1 S: 15	H: 2 LOB: 2 BB: 0 P: 19	R: 0 E: 0 K: 2 S: 18	H: 1 LOB: 1 BB: 0 P: 25	R: 1 E: 1 K: 0 S: 15	H: 2 LOB: 2 BB: 1 P: 24	R: 1 E: 1 K: 3 S: 12	H: 0 LOB: 1 BB: 2 P: 24	R: 0 E: 0 K: 1 S: 9	H: 1 LOB: 0 BB: 0 P: 12	1B: 6 2B: 2 3B: 0 HR: 0	SF: 0 SAC: 0 DP: 1 HBP: 0	WP: 1 PB: 0 SB: 2 CS: 0	PA: 38
PITCHER	IP WLS BF H R ER SO BB IBB HBP BLK WP HR S P ERA WHIP	6.0 W 25 6 1 1 8 0 0 0 0 0 0 76 101 1.50 1.000	1.0 H 5 1 0 0 0 1 0 0 0 0 0 8 16 0.00 2.000	0.2 H 3 0 1 0 2 1 0 0 0 0 0 13 20 0.00 1.500	1.1 S 5 1 0 0 2 1 0 0 0 1 0 13 20 0.00 1.500	PITCHER										IP WLS BF H R ER SO BB IBB HBP BLK WP HR S P ERA WHIP				

AB 35
R 2
H 8
RBI 1
BB 3
SO 12
LOB 18



Batter	1	2	3	4	5	6	7	8	9	AB	R	H	RBI	BB	SO	LOB	BOTTOM			
11 Brett Gardner, L (1, 7) OBP: 0.350, SLG: 0.376	22 SF8		K		K		G6-3			4	1	1	0	0	2	1	Cleveland Indians @ New York Yankees Yankee Stadium, Bronx, NY Sun Aug 07 2016, 1:09 PM - 4:04 PM EDT Att: 39,720 - Sunny - 85 F			
22 Jacoby Ellsbury, L (1, 8) OBP: 0.335, SLG: 0.374	SF8				25 P5-3				K	2	1	1	1	1	1	0				
25 Mark Teixeira, S (1, 3) OBP: 0.288, SLG: 0.343	F9		P5-3		1B				BB	4	0	1	1	0	1	1				
34 Brian McCann, L (1, 10) OBP: 0.330, SLG: 0.413	12 HBP		G5-3		2B				K	3	0	0	0	1	2	1				
12 Chase Headley, S (1, 5) OBP: 0.325, SLG: 0.379	HBP				L3					2	0	0	0	0	1	0				
18 Didi Gregorius, L (1, 6) OBP: 0.317, SLG: 0.456	K				L7					3	1	1	1	0	1	2				
38 Rob Refsnyder, R (1, 4) OBP: 0.331, SLG: 0.323					HR					3	0	1	0	0	1	0				
14 Starlin Castro, R (8, 4) OBP: 0.298, SLG: 0.398					K				L3	0	0	0	0	0	0	0				
31 Aaron Hicks, S (1, 9) OBP: 0.256, SLG: 0.303					K					3	0	0	0	0	2	1				
27 Austin Romine, R (1, 2) OBP: 0.262, SLG: 0.398					F9				F8	3	0	0	0	0	1	1				
Inning Stats	R: 1 E: 0 K: 1 S: 8	H: 1 LOB: 2 BB: 1 P: 17	R: 0 E: 0 K: 3 S: 10	H: 1 LOB: 1 BB: 0 P: 11	R: 0 E: 0 K: 0 S: 4	H: 1 LOB: 0 BB: 0 P: 5	R: 1 E: 0 K: 3 S: 12	H: 1 LOB: 0 BB: 0 P: 16	R: 1 E: 0 K: 2 S: 14	H: 1 LOB: 1 BB: 1 P: 23	R: 0 E: 0 K: 0 S: 7	H: 0 LOB: 0 BB: 0 P: 12	R: 0 E: 0 K: 0 S: 8	H: 0 LOB: 0 BB: 0 P: 12	R: 0 E: 0 K: 3 S: 9	H: 0 LOB: 0 BB: 0 P: 12	1B: 2 2B: 2 3B: 1 HR: 1	SF: 1 SAC: 0 DP: 1 HBP: 1	WP: 0 PB: 0 SB: 0 CS: 0	PA: 31
PITCHER	IP WLS BF H R ER SO BB IBB HBP BLK WP HR S P ERA WHIP	7.0 L 28 5 3 3 3 2 0 0 0 0 0 63 96 3.86 1.000	1.0 3 0 0 0 3 0 0 0 0 0 0 0 9 12 0.00 0.000	PITCHER										IP WLS BF H R ER SO BB IBB HBP BLK WP HR S P ERA WHIP						

AB 27
R 3
H 5
RBI 3
BB 2
SO 12
LOB 7



Batter	1	2	3	4	5	6	7	8	9	AB	R	H	RBI	BB	SO	LOB	TOP								
6 Yuliel Escobar, R OBP: 0.365, SLG: 0.402 17 Shane Robinson, R OBP: 0.286, SLG: 0.250	G5-3		K		G6-3			FC5-4		3	0	0	0	0	1	0									
56 Kole Calhoun, L OBP: 0.353, SLG: 0.416 18 Geovany Soto, R OBP: 0.325, SLG: 0.451	G3-1		G4-3					FC6-4		2	0	0	0	1	0	0									
27 Mike Trout, R OBP: 0.424, SLG: 0.553 8 Gregorio Petit, R OBP: 0.321, SLG: 0.405	HR							FC6-4		2	1	1	1	1	0	1									
5 Albert Pujols, R OBP: 0.320, SLG: 0.429	G4-3		K					FC6-4		1	0	0	0	0	0	1									
2 Andrelton Simmons, R OBP: 0.310, SLG: 0.352 12 Johnny Giavotella, R OBP: 0.291, SLG: 0.382	G4-3		FC5-4					G4-3		3	0	0	0	0	0	2									
51 Ji Man Choi, L OBP: 0.264, SLG: 0.337	G4-3		P2					G4-3		3	0	0	0	1	0	1									
19 Jefry Marte, R OBP: 0.301, SLG: 0.467	K							BB		3	1	1	0	1	2	0									
13 Jett Bandy, R OBP: 0.336, SLG: 0.483	P3							BB		3	0	1	1	0	0	0									
7 Cliff Pennington, S OBP: 0.306, SLG: 0.410	HR							K		4	1	2	1	0	1	3									
Inning Stats	R: 1 E: 0 K: 0 S: 8	H: 1 LOB: 0 BB: 0 P: 8	R: 0 E: 0 K: 1 S: 9	H: 0 LOB: 0 BB: 1 P: 15	R: 1 E: 0 K: 1 S: 7	H: 1 LOB: 0 BB: 0 P: 8	R: 0 E: 0 K: 1 S: 12	H: 0 LOB: 1 BB: 1 P: 22	R: 1 E: 0 K: 0 S: 9	H: 2 LOB: 0 BB: 0 P: 12	R: 0 E: 0 K: 0 S: 10	H: 0 LOB: 1 BB: 0 P: 22	R: 0 E: 0 K: 1 S: 8	H: 0 LOB: 0 BB: 0 P: 14	R: 0 E: 0 K: 0 S: 9	H: 1 LOB: 1 BB: 0 P: 12	R: 1 E: 0 K: 1 S: 12	H: 1 LOB: 2 BB: 2 P: 25	1B: 3 2B: 1 3B: 0 HR: 2	SF: 1 SAC: 0 DP: 1 HBP: 0	WP: 0 PB: 0 SB: 0 CS: 0	PA: 36			
PITCHER	IP	WLS	BF	H	R	ER	SO	BB	IBB	HBP	BLK	WP	HR	S	P	ERA	WHIP								
28 Corey Kluber, R ERA: 3.21	6.0	W	23	4	3	3	3	2	0	0	0	0	2	55	87	4.50	1.000								
53 Jeff Manship, R ERA: 3.25	7.1		3	0	0	0	1	0	0	0	0	0	0	8	14	0.00	0.000								
34 Zach McAllister, R ERA: 4.81	8.1		4	1	0	0	0	0	0	0	0	0	0	9	12	0.00	1.000								
57 Kyle Crockett, L ERA: 6.23	9.1		6	1	1	1	1	2	0	0	0	0	0	12	25	9.00	3.000								

Los Angeles Angels @ Cleveland Indians
Progressive Field, Cleveland, OH
Thu Aug 11 2016, 7:12 PM - 11:32 PM EDT
Att: 16,652 - Cloudy - 83 F

AB 31
R 4
H 6
RBI 3
BB 4
SO 5
LOB 13



Batter	1	2	3	4	5	6	7	8	9	AB	R	H	RBI	BB	SO	LOB	BOTTOM								
41 Carlos Santana, S OBP: 0.338, SLG: 0.474 20 Rajai Davis, R OBP: 0.323, SLG: 0.413	HR	G3	F7		F7			F8		4	1	1	1	0	0	3									
22 Jason Kipnis, L OBP: 0.347, SLG: 0.488 1 Michael Martinez, S OBP: 0.292, SLG: 0.348	G4-3							G4-3		2	2	1	1	2	0	0									
12 Francisco Lindor, S OBP: 0.355, SLG: 0.452	BB	BB	G4-3					G3-1		4	2	1	1	1	1	4									
26 Mike Napoli, R OBP: 0.346, SLG: 0.531 6 Brandon Guyer, R OBP: 0.356, SLG: 0.410	BB	BB						K		4	3	4	4	0	0	0									
11 José Ramírez, S OBP: 0.365, SLG: 0.443	BB	G3						L4		4	2	1	1	1	1	2									
8 Lonnie Chisenhall, L OBP: 0.342, SLG: 0.457	F7							K		5	2	2	4	0	1	1									
72 Tyler Naquin, L OBP: 0.372, SLG: 0.581	SF9							K		3	0	0	1	0	3	1									
35 Abraham Almonte, S OBP: 0.314, SLG: 0.477	BB							G1-3		4	1	3	1	0	0	0									
55 Roberto Pérez, R OBP: 0.254, SLG: 0.140	FC6-4		FC3					K		4	1	1	0	0	1	2									
Inning Stats	R: 5 E: 0 K: 0 S: 16	H: 4 LOB: 1 BB: 2 P: 34	R: 2 E: 0 K: 0 S: 18	H: 2 LOB: 1 BB: 1 P: 27	R: 1 E: 1 K: 1 S: 16	H: 2 LOB: 2 BB: 0 P: 23	R: 2 E: 0 K: 2 S: 15	H: 3 LOB: 1 BB: 0 P: 24	R: 4 E: 0 K: 1 S: 15	H: 3 LOB: 0 BB: 1 P: 30	R: 0 E: 0 K: 2 S: 11	H: 0 LOB: 0 BB: 0 P: 14	R: 0 E: 0 K: 2 S: 6	H: 0 LOB: 0 BB: 0 P: 11	R: 0 E: 0 K: 2 S: 14	H: 0 LOB: 0 BB: 0 P: 21	1B: 5 2B: 6 3B: 0 HR: 3	SF: 1 SAC: 0 DP: 0 HBP: 0	WP: 0 PB: 0 SB: 1 CS: 0	PA: 42					
PITCHER	IP	WLS	BF	H	R	ER	SO	BB	IBB	HBP	BLK	WP	HR	S	P	ERA	WHIP								
49 Jhoulys Chacin, R ERA: 5.84	1.1	L	13	6	7	7	0	3	0	0	0	0	1	29	56	47.25	6.750								
48 Jose Alvarez, L ERA: 4.09	1.2		8	2	1	0	1	0	0	0	0	0	0	21	28	0.00	1.200								
38 Brett Oberholtzer, L ERA: 5.71	1.2		11	6	6	6	3	1	0	0	0	0	2	27	48	32.40	4.200								
64 Mike Morin, R ERA: 4.81	1.1		4	0	0	0	2	0	0	0	0	0	0	14	20	0.00	0.000								
32 José Valdez, R ERA: 11.57	1.0		3	0	0	0	0	0	0	0	0	0	0	6	11	0.00	0.000								
PITCHER	IP	WLS	BF	H	R	ER	SO	BB	IBB	HBP	BLK	WP	HR	S	P	ERA	WHIP								
59 Fernando Salas, R ERA: 4.56	1.0		3	0	0	0	2	0	0	0	0	0	0	14	21	0.00	0.000								

Los Angeles Angels @ Cleveland Indians
Progressive Field, Cleveland, OH
Thu Aug 11 2016, 7:12 PM - 11:32 PM EDT
Att: 16,652 - Cloudy - 83 F


AB 37
R 14
H 14
RBI 14
BB 4
SO 8
LOB 13



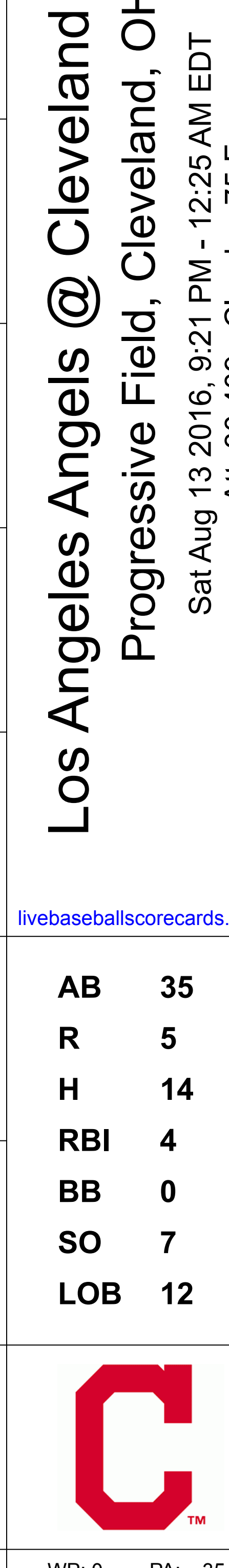
Batter	1	2	3	4	5	6	7	8	9	AB	R	H	RBI	BB	SO	LOB	TOP										
6 Yonel Escobar, R OBP: 0.393, SLG: 0.398	L8		G4-3			L5		BB		3	0	0	0	1	0	0	Los Angeles Angels @ Cleveland Indians Progressive Field, Cleveland, OH Sat Aug 13 2016, 9:21 PM - 12:25 AM EDT Att: 30,409 - Cloudy - 75 F										
56 Kole Calhoun, L OBP: 0.351, SLG: 0.422	K		G4-3			F8		K		4	0	0	0	0	2	1											
27 Mike Trout, R OBP: 0.423, SLG: 0.550	L7					BB		K		2	0	0	0	2	1	1											
2 Andrelton Simmons, R OBP: 0.314, SLG: 0.351		BB				BB		BB		2	1	1	0	2	1	1											
19 Jefry Marte, R OBP: 0.292, SLG: 0.447		BB				BB		BB		3	0	0	0	1	0	4											
13 Jett Bandy, R OBP: 0.326, SLG: 0.467						L7				4	0	0	0	0	0	3											
12 Johnny Giavotella, R OBP: 0.289, SLG: 0.379						G5-3				3	0	0	1	0	0	1											
3 Nick Buss, L (1, 8)						G6-3				3	0	0	0	0	2	1											
8 Gregorio Petit, R OBP: 0.315, SLG: 0.397						L9				3	0	0	0	0	1	0											
Inning Stats	R: 0 E: 0 K: 1 S: 8	H: 0 LOB: 0 BB: 0 P: 11	R: 1 E: 0 K: 1 S: 14	H: 0 LOB: 1 BB: 2 P: 27	R: 0 E: 0 K: 0 S: 5	H: 0 LOB: 0 BB: 0 P: 7	R: 0 E: 0 K: 1 S: 11	H: 0 LOB: 1 BB: 0 P: 19	R: 0 E: 0 K: 0 S: 6	H: 0 LOB: 0 BB: 0 P: 10	R: 0 E: 0 K: 0 S: 11	H: 1 LOB: 2 BB: 1 P: 21	R: 0 E: 0 K: 1 S: 7	H: 0 LOB: 0 BB: 0 P: 8	R: 0 E: 0 K: 3 S: 10	H: 0 LOB: 1 BB: 1 P: 15	R: 0 E: 0 K: 0 S: 9	H: 0 LOB: 0 BB: 1 P: 15	1B: 1 2B: 0 3B: 0 HR: 0	SF: 0 SAC: 0 DP: 1 HBP: 0	WP: 0 PB: 0 SB: 1 CS: 0	PA: 33					
PITCHER	IP	WLS	BF	H	R	ER	SO	BB	IBB	HBP	BLK	WP	HR	S	P	ERA	WHIP										
73 Mike Clevinger, R ERA: 5.81	5.2	W	22	1	1	1	3	4	0	0	0	0	0	53	91	1.59	0.882										
61 Dan Otero, R ERA: 1.52	0.1	H	1	0	0	0	0	0	0	0	0	0	0	2	4	0.00	0.000										
27 Bryan Shaw, R ERA: 3.6	1.0		3	0	0	0	1	0	0	0	0	0	0	7	8	0.00	0.000										
24 Andrew Miller, L ERA: 1.62	1.0		4	0	0	0	3	1	0	0	0	0	0	10	15	0.00	1.000										
37 Cody Allen, R ERA: 2.39	1.0		3	0	0	0	0	1	0	0	0	0	0	9	15	0.00	1.000										

Batter	1	2	3	4	5	6	7	8	9	AB	R	H	RBI	BB	SO	LOB	BOTTOM										
20 Rajai Davis, R OBP: 0.326, SLG: 0.410	G5-3	G1-4-3				BB		P6		4	0	1	0	0	0	1	Los Angeles Angels @ Cleveland Indians Progressive Field, Cleveland, OH Sat Aug 13 2016, 9:21 PM - 12:25 AM EDT Att: 30,409 - Cloudy - 75 F										
22 Jason Kipnis, L OBP: 0.350, SLG: 0.494	G6-3	G1-3				K		BB		4	0	1	0	0	1	1											
12 Francisco Lindor, S OBP: 0.360, SLG: 0.456	BB					BB		BB		4	1	3	0	0	0	1											
26 Mike Napoli, R OBP: 0.346, SLG: 0.528	BB					BB		BB		4	1	2	0	0	1	1											
11 José Ramírez, S OBP: 0.367, SLG: 0.456	BB					BB		BB		4	1	1	1	1	0	2											
8 Lonnie Chisenhall, L OBP: 0.343, SLG: 0.456	BB					BB		BB		4	0	2	2	0	0	1											
72 Tyler Naquin, L OBP: 0.372, SLG: 0.582	BB					BB		BB		3	1	1	0	0	0	1											
6 Brandon Guyer, R OBP: 0.363, SLG: 0.427	L6					BB		BB		1	0	0	0	0	1	2											
38 Chris Gimenez, R OBP: 0.252, SLG: 0.313						BB		BB		4	1	2	1	0	2	2											
1 Michael Martinez, S OBP: 0.291, SLG: 0.355						BB		BB		3	0	1	0	0	1	0											
Inning Stats	R: 3 E: 0 K: 0 S: 22	H: 4 LOB: 1 BB: 0 P: 29	R: 1 E: 1 K: 0 S: 8	H: 2 LOB: 0 BB: 0 P: 10	R: 0 E: 0 K: 1 S: 11	H: 2 LOB: 1 BB: 0 P: 15	R: 0 E: 0 K: 1 S: 9	H: 0 LOB: 0 BB: 0 P: 14	R: 0 E: 0 K: 0 S: 11	H: 2 LOB: 1 BB: 0 P: 18	R: 1 E: 0 K: 0 S: 9	H: 2 LOB: 1 BB: 0 P: 11	R: 0 E: 0 K: 1 S: 14	H: 1 LOB: 1 BB: 0 P: 19	R: 0 E: 1 K: 3 S: 14	H: 1 LOB: 2 BB: 0 P: 20	R: 0 E: 0 K: 0 S: 9	H: 0 LOB: 0 BB: 0 P: 15	1B: 11 2B: 3 3B: 0 HR: 0	SF: 0 SAC: 0 DP: 1 HBP: 0	WP: 0 PB: 0 SB: 1 CS: 3	PA: 35					
PITCHER	IP	WLS	BF	H	R	ER	SO	BB	IBB	HBP	BLK	WP	HR	S	P	ERA	WHIP										
52 Matt Shoemaker, R ERA: 4.22	6.0	L	26	12	5	5	3	0	0	0	0	0	0	70	97	7.50	2.000										
64 Mike Morin, R ERA: 4.69	1.0		4	1	0	0	1	0	0	0	0	0	0	14	19	0.00	1.000										
4B Jose Alvarez, L ERA: 4.0	1.0		5	1	0	0	3	0	0	0	0	0	0	14	20	0.00	1.000										

AB 27
R 1
H 1
RBI 1
BB 6
SO 7
LOB 12



AB 35
R 5
H 14
RBI 4
BB 0
SO 7
LOB 12



WP: 0
PB: 0
SB: 1
CS: 3

Batter	1	2	3	4	5	6	7	8	9	AB	R	H	RBI	BB	SO	LOB	TOP	
1 Adam Eaton, L (1,9) OBP: 0.358, SLG: 0.410	G4-3		K		F8		K			4	0	0	0	0	2	0	Chicago White Sox @ Cleveland Indians Progressive Field, Cleveland, OH Tue Aug 16 2016, 7:14 PM - 10:19 PM EDT Att: 13,857 - Overcast - 77 F	
18 Tyler Saladino, R (1,4) OBP: 0.298, SLG: 0.396	G3		53 G6-3 2B		53 G4-6-3 1B		G6-3			4	0	2	0	0	0	0		
53 Melky Cabrera, S (1,7) OBP: 0.345, SLG: 0.445	2B		G6-3		G4-6-3		G6-3			4	0	1	0	0	0	2		
79 José Abreu, R (1,3) OBP: 0.335, SLG: 0.435	F8						G5-3		G6-3	3	0	0	0	1	0	1		
44 Justin Morneau, L (1,10) OBP: 0.344, SLG: 0.518		12 2B 1B					HR		G4-3	4	1	2	1	0	1	2		
21 Todd Frazier, R (1,5) OBP: 0.294, SLG: 0.455							K		K	4	0	0	0	0	4	1		
20 JB Shuck, L (1,8) OBP: 0.251, SLG: 0.321	L8								G5-3	4	0	1	0	0	0	1		
12 Tim Anderson, R (1,6) OBP: 0.292, SLG: 0.413									G3	3	0	1	0	1	1	1		
38 Omar Narváez, L (1,2) OBP: 0.500, SLG: 0.400									G6-3	3	0	0	0	0	1	3		
Inning Stats	R: 0 E: 0 K: 0 S: 16	H: 1 LOB: 1 BB: 0 P: 20	R: 0 E: 0 K: 2 S: 11	H: 2 LOB: 2 BB: 0 P: 18	R: 0 E: 0 K: 2 S: 10	H: 0 LOB: 1 BB: 1 P: 17	R: 0 E: 0 K: 1 S: 10	H: 2 LOB: 1 BB: 0 P: 27	R: 0 E: 0 K: 1 S: 5	H: 0 LOB: 0 BB: 0 P: 6	R: 0 E: 0 K: 0 S: 7	H: 0 LOB: 0 BB: 0 P: 10	R: 0 E: 0 K: 1 S: 8	H: 0 LOB: 0 BB: 0 P: 13	1B: 3 2B: 3 HR: 1	SF: 0 SAC: 0 HBP: 0	WP: 0 PB: 0 CS: 0	PA: 35
PITCHER	IP WLS BF H R ER SO BB IBB HBP BLK WP HR S P ERA WHIP																	
28 Corey Kluber, R (1,1) ERA: 3.15	6.0 W 26 7 1 1 7 2 0 0 0 0 0 1 72 112 1.50 1.500																	
24 Andrew Miller, L (7,1) ERA: 1.5	2.0 H 6 0 0 0 1 0 0 0 0 0 0 0 12 16 0.00 0.000																	
37 Cody Allen, R (9,1) ERA: 2.29	1.0 S 3 0 0 0 1 0 0 0 0 0 0 0 8 13 0.00 0.000																	

Batter	1	2	3	4	5	6	7	8	9	AB	R	H	RBI	BB	SO	LOB	BOTTOM
20 Rajai Davis, R (1,8) OBP: 0.326, SLG: 0.418	P3		22 S 26 1B BB		G6-3		G5-3		K	4	1	0	0	1	1	3	Chicago White Sox @ Cleveland Indians Progressive Field, Cleveland, OH Tue Aug 16 2016, 7:14 PM - 10:19 PM EDT Att: 13,857 - Overcast - 77 F
22 Jason Kipnis, L (1,4) OBP: 0.354, SLG: 0.503	2B		K				12 1B			4	1	3	1	0	1	1	
12 Francisco Lindor, S (1,6) OBP: 0.360, SLG: 0.456	2B		F9		P4		1B			4	0	2	1	0	0	2	
26 Mike Napoli, R (1,3) OBP: 0.350, SLG: 0.528	K		1B		F8		K			4	0	1	1	0	2	4	
41 Carlos Santana, S (1,10) OBP: 0.334, SLG: 0.465	P3				11 FC5-4 1B		G1-3		L9	4	0	1	0	0	0	3	
11 José Ramírez, S (1,5) OBP: 0.386, SLG: 0.451			6 FC6-4 1B		35 S 6 G5-4-3 1-2		G6-3		G3	4	0	1	0	0	0	1	
6 Brandon Guyer, R (1,7) OBP: 0.363, SLG: 0.429										3	0	1	0	0	0	2	
8 Lonnie Chisenhall, L (8,PH) OBP: 0.338, SLG: 0.448										1	0	0	0	0	0	0	
35 Abraham Almonte, S (1,9) OBP: 0.310, SLG: 0.432	G1-3									3	0	1	0	1	1	2	
55 Roberto Pérez, R (1,2) OBP: 0.267, SLG: 0.153	G6-3				55 FC5-4 BB				55 S 55 S 1B	3	1	1	0	1	0	3	
Inning Stats	R: 1 E: 0 K: 1 S: 12	H: 2 LOB: 1 BB: 0 P: 21	R: 0 E: 0 K: 0 S: 8	H: 1 LOB: 1 BB: 0 P: 14	R: 1 E: 0 K: 1 S: 9	H: 1 LOB: 2 BB: 1 P: 25	R: 0 E: 0 K: 0 S: 14	H: 1 LOB: 1 BB: 0 P: 15	R: 0 E: 0 K: 1 S: 8	H: 3 LOB: 2 BB: 0 P: 25	R: 0 E: 0 K: 1 S: 12	H: 1 LOB: 2 BB: 1 P: 23	1B: 7 2B: 4 HR: 0	SF: 0 SAC: 0 HBP: 0	WP: 0 PB: 0 CS: 0	PA: 37	
PITCHER	IP WLS BF H R ER SO BB IBB HBP BLK WP HR S P ERA WHIP																
62 Jose Quintana, L (1,1) ERA: 2.85	6.0 L 26 7 2 2 3 2 0 0 0 0 0 0 62 105 3.00 1.500																
34 Matt Albers, R (7,1) ERA: 5.9	0.1 2 1 1 1 0 0 0 0 0 0 0 0 6 10 27.00 3.000																
43 Dan Jennings, L (7,1) ERA: 1.82	0.0 2 2 0 0 0 0 0 0 0 0 0 0 3 3 ∞ ∞																
54 Chris Beck, R (7,1) ERA: 5.99	1.2 7 1 0 0 2 1 0 0 0 0 0 0 20 35 0.00 1.200																

Batter	1	2	3	4	5	6	7	8	9	AB	R	H	RBI	BB	SO	LOB	TOP								
1 Adam Eaton, L (1,9) OBP: 0.358, SLG: 0.418										5	1	2	4	0	2	1	Chicago White Sox @ Cleveland Indians Progressive Field, Cleveland, OH Wed Aug 17 2016, 7:11 PM - 10:40 PM EDT Att: 14,371 - Partly Cloudy - 81 F								
18 Tyler Saladino, R (1,4) OBP: 0.295, SLG: 0.391										5	0	1	0	0	1	2									
53 Melky Cabrera, S (1,7) OBP: 0.343, SLG: 0.442										5	0	1	0	0	1	2									
79 José Abreu, R (1,3) OBP: 0.334, SLG: 0.434										4	1	1	0	0	2	1									
44 Justin Morneau, L (1,10) OBP: 0.340, SLG: 0.517										4	1	1	0	0	2	0									
21 Todd Frazier, R (1,5) OBP: 0.296, SLG: 0.458										4	2	2	2	0	2	0									
20 JB Shuck, L (1,8) OBP: 0.256, SLG: 0.325										4	2	2	0	0	0	0									
12 Tim Anderson, R (1,6) OBP: 0.296, SLG: 0.424										3	2	1	2	1	1	0									
27 Dioner Navarro, S (1,2) OBP: 0.271, SLG: 0.339										4	0	2	1	0	1	0									
36 Jason Coats, R (9, PR) OBP: 0.333, SLG: 0.310										0	1	0	0	0	0	0									
38 Omar Narváez, L (9, 2) OBP: 0.500, SLG: 0.400										0	0	0	0	0	0	0									
Inning Stats	R: 0 E: 0 K: 2 S: 8	H: 0 LOB: 0 BB: 0 P: 13	R: 0 E: 0 K: 2 S: 8	H: 0 LOB: 0 BB: 0 P: 13	R: 2 E: 0 K: 2 S: 14	H: 3 LOB: 0 BB: 0 P: 19	R: 3 E: 1 K: 1 S: 14	H: 3 LOB: 0 BB: 0 P: 17	R: 0 E: 0 K: 3 S: 10	H: 1 LOB: 1 BB: 0 P: 15	R: 0 E: 0 K: 3 S: 9	H: 0 LOB: 0 BB: 0 P: 12	R: 0 E: 0 K: 0 S: 8	H: 1 LOB: 1 BB: 0 P: 13	R: 0 E: 0 K: 0 S: 10	H: 1 LOB: 0 BB: 0 P: 13	R: 5 E: 1 K: 1 S: 22	H: 4 LOB: 1 BB: 1 P: 31	1B: 8 2B: 3 HR: 2	SF: 0 SAC: 0 DP: 1 HBP: 0	WP: 0 PB: 0 SB: 0 CS: 1	PA: 40			
PITCHER	IP	WLS	BF	H	R	ER	SO	BB	IBB	HBP	BLK	WP	HR	S	P	ERA	WHIP								
59 Carlos Carrasco, R (1,1) ERA: 3.34	6.2		27	8	5	4	11	0	0	0	0	0	1	69	98	5.40	1.200								
57 Kyle Crockett, L (7,1) ERA: 6.08	0.1	H	1	0	0	0	0	0	0	0	0	0	0	2	4	0.00	0.000								
27 Bryan Shaw, R (8,1) ERA: 3.53	1.0	H	3	1	0	0	0	0	0	0	0	0	0	10	13	0.00	1.000								
37 Cody Allen, R (9,1) ERA: 3.16	0.1	L	6	4	5	5	1	1	0	0	0	0	1	17	25	135.00	15.000								
61 Dan Otero, R (9,1) ERA: 1.5	0.2		2	0	0	0	0	0	0	0	0	0	0	5	6	0.00	0.000								

Batter	1	2	3	4	5	6	7	8	9	AB	R	H	RBI	BB	SO	LOB	BOTTOM								
41 Carlos Santana, S (1,3) OBP: 0.331, SLG: 0.472										4	1	2	1	1	0	2	Chicago White Sox @ Cleveland Indians Progressive Field, Cleveland, OH Wed Aug 17 2016, 7:11 PM - 10:40 PM EDT Att: 14,371 - Partly Cloudy - 81 F								
22 Jason Kipnis, L (1,4) OBP: 0.331, SLG: 0.499										4	0	0	1	0	1	1									
12 Francisco Lindor, S (1,6) OBP: 0.360, SLG: 0.456										5	1	2	0	0	0	2									
26 Mike Napoli, R (1,10) OBP: 0.351, SLG: 0.524										3	0	0	0	2	1	1									
11 José Ramírez, S (1,5) OBP: 0.367, SLG: 0.452										4	2	1	0	1	0	4									
8 Lonnie Chisenhall, L (1,9) OBP: 0.342, SLG: 0.461										5	1	3	3	0	0	1									
72 Tyler Naquin, L (1,8) OBP: 0.377, SLG: 0.591										3	1	1	0	0	2	2									
20 Rajai Davis, R (7, PH) OBP: 0.327, SLG: 0.418										2	0	1	0	0	1	2									
6 Brandon Guyer, R (1,7) OBP: 0.367, SLG: 0.433										5	1	3	2	0	0	3									
55 Roberto Pérez, R (1,2) OBP: 0.266, SLG: 0.145										3	0	0	0	1	0	2									
Inning Stats	R: 0 E: 0 K: 0 S: 6	H: 0 LOB: 0 BB: 0 P: 11	R: 2 E: 0 K: 1 S: 18	H: 3 LOB: 1 BB: 0 P: 26	R: 2 E: 0 K: 1 S: 19	H: 3 LOB: 2 BB: 1 P: 30	R: 1 E: 0 K: 0 S: 17	H: 2 LOB: 1 BB: 0 P: 21	R: 2 E: 0 K: 1 S: 16	H: 2 LOB: 2 BB: 2 P: 29	R: 0 E: 0 K: 1 S: 12	H: 1 LOB: 1 BB: 0 P: 19	R: 0 E: 0 K: 0 S: 9	H: 1 LOB: 0 BB: 0 P: 12	R: 0 E: 0 K: 0 S: 5	H: 0 LOB: 1 BB: 1 P: 13	R: 0 E: 0 K: 1 S: 14	H: 1 LOB: 2 BB: 1 P: 26	1B: 9 2B: 2 HR: 2	SF: 1 SAC: 0 DP: 1 HBP: 0	WP: 0 PB: 0 SB: 0 CS: 0	PA: 44			
PITCHER	IP	WLS	BF	H	R	ER	SO	BB	IBB	HBP	BLK	WP	HR	S	P	ERA	WHIP								
45 Anthony Ranaudo, R (1,1) ERA: 9.42	4.0		21	8	5	5	2	1	0	0	0	0	0	14	26	27.00	6.000								
66 Michael Ynoa, R (5,1) ERA: 4.08	0.2		6	2	2	2	1	2	0	0	0	0	0	14	22	0.00	0.750								
48 Tommy Kahnle, R (5,1) ERA: 4.61	1.1		5	1	0	0	1	0	0	0	0	0	0	9	12	0.00	1.000								
43 Dan Jennings, L (7,1) ERA: 1.79	1.0		3	1	0	0	0	0	0	0	0	0	0	9	12	0.00	1.000								
29 Jacob Turner, R (8,1) ERA: 8.79	1.0	W	4	0	0	0	0	1	0	0	0	0	0	5	13	0.00	1.000								

AB	38
R	10
H	13
RBI	9
BB	1
SO	12
LOB	6



Batter	1	2	3	4	5	6	7	8	9	AB	R	H	RBI	BB	SO	LOB	TOP	
1 Adam Eaton, L (1,9) OBP: 0.359, SLG: 0.418										3	1	1	0	1	0	0	Chicago White Sox @ Cleveland Indians Progressive Field, Cleveland, OH Thu Aug 18 2016, 7:11 PM - 10:10 PM EDT Att: 12,982 - Partly Cloudy - 79 F	
18 Tyler Saladino, R (1,4) OBP: 0.295, SLG: 0.386										3	1	0	0	1	2	2		
53 Melky Cabrera, S (1,7) OBP: 0.342, SLG: 0.439										3	0	0	0	1	0	2		
79 José Abreu, R (1,3) OBP: 0.335, SLG: 0.433										3	1	1	0	1	0	1		
44 Justin Morneau, L (1,10) OBP: 0.337, SLG: 0.516											4	0	1	3	0	2		2
21 Todd Frazier, R (1,5) OBP: 0.293, SLG: 0.454											4	0	0	0	0	1		2
12 Tim Anderson, R (1,6) OBP: 0.295, SLG: 0.426											4	1	1	0	0	2		1
20 JB Shuck, L (1,8) OBP: 0.254, SLG: 0.322											2	0	0	0	0	1		0
36 Jason Coats, R (9,PH) OBP: 0.351, SLG: 0.367											1	0	1	0	0	0		0
38 Omar Narváez, L (1,2) OBP: 0.486, SLG: 0.393											3	0	1	1	0	0		0
27 Dioner Navarro, S (9,PH) OBP: 0.270, SLG: 0.337											1	0	0	0	0	0	1	
Inning Stats	R: 3 H: 1 E: 0 K: 1 S: 16	H: 1 LOB: 3 BB: 34 P: 34	R: 0 H: 0 E: 0 K: 1 S: 8	H: 0 LOB: 0 BB: 10 P: 10	R: 0 H: 0 E: 0 K: 2 S: 14	H: 0 LOB: 1 BB: 1 P: 24	R: 0 H: 0 E: 0 K: 0 S: 7	H: 0 LOB: 0 BB: 0 P: 10	R: 0 H: 1 E: 0 K: 1 S: 12	H: 3 LOB: 1 BB: 0 P: 18	R: 0 H: 0 E: 0 K: 0 S: 10	H: 0 LOB: 0 BB: 0 P: 14	R: 0 H: 0 E: 0 K: 0 S: 7	H: 1 LOB: 1 BB: 0 P: 17	1B: 3 2B: 3 3B: 0 HR: 0	SF: 0 SAC: 1 DP: 1 HBP: 0	WP: 0 PA: 36 PB: 0 SB: 0 CS: 0	
PITCHER	IP WLS BF H R ER SO BB IBB HBP BLK WP HR S P ERA WHIP																	
31 Danny Salazar, R (1,1) ERA: 3.57	1.0	7	1	3	3	1	3	0	0	0	0	0	0	0	16	34	27.00	4.000
57 Kyle Crockett, L (2,1) ERA: 5.65	1.0	3	0	0	1	0	0	0	0	0	0	0	0	8	10	0.00	0.000	
73 Mike Clevinger, R (3,1) ERA: 5.34	4.0	15	2	1	1	4	1	0	0	0	0	0	0	42	66	2.25	0.750	
61 Dan Otero, R (7,1) ERA: 1.44	2.0	7	2	0	0	0	0	0	0	0	0	0	0	15	21	0.00	1.000	
24 Andrew Miller, L (9,1) ERA: 1.47	1.0	W	4	1	0	0	2	0	0	0	0	0	0	12	17	0.00	1.000	

Batter	1	2	3	4	5	6	7	8	9	AB	R	H	RBI	BB	SO	LOB	BOTTOM				
20 Rajai Davis, R (1,8) OBP: 0.329, SLG: 0.422										4	0	2	1	0	0	1	Chicago White Sox @ Cleveland Indians Progressive Field, Cleveland, OH Thu Aug 18 2016, 7:11 PM - 10:10 PM EDT Att: 12,982 - Partly Cloudy - 79 F				
22 Jason Kipnis, L (1,4) OBP: 0.392, SLG: 0.501										4	0	2	0	0	1	2					
12 Francisco Lindor, S (1,6) OBP: 0.359, SLG: 0.456										4	0	1	1	0	0	3					
26 Mike Napoli, R (1,3) OBP: 0.350, SLG: 0.520										3	1	0	0	1	2	4					
41 Carlos Santana, S (1,10) OBP: 0.340, SLG: 0.476										3	1	2	0	0	1	1					
11 José Ramírez, S (1,5) OBP: 0.388, SLG: 0.452										4	0	2	2	0	0	4					
6 Brandon Guyer, R (1,7) OBP: 0.364, SLG: 0.429										2	0	0	0	0	1	1					
8 Lonnie Chisenhall, L (7,PH) OBP: 0.340, SLG: 0.458										2	0	0	0	0	1	1					
35 Abraham Almonte, S (1,9) OBP: 0.319, SLG: 0.459											4	2	2	0	0	2		0			
55 Roberto Pérez, R (1,2) OBP: 0.268, SLG: 0.154											3	1	1	0	0	0		1			
72 Tyler Naquin, L (9,PH) OBP: 0.376, SLG: 0.591											0	0	0	1	0	0	0				
Inning Stats	R: 0 H: 1 E: 0 K: 0 S: 10	H: 1 LOB: 0 BB: 0 P: 16	R: 0 H: 1 E: 0 K: 1 S: 7	H: 1 LOB: 0 BB: 0 P: 14	R: 0 H: 0 E: 0 K: 1 S: 6	H: 0 LOB: 0 BB: 0 P: 10	R: 0 H: 1 E: 0 K: 1 S: 9	H: 1 LOB: 0 BB: 0 P: 14	R: 1 H: 2 E: 0 K: 1 S: 12	H: 3 LOB: 3 BB: 0 P: 17	R: 1 H: 3 E: 0 K: 1 S: 17	H: 3 LOB: 1 BB: 0 P: 29	R: 1 H: 2 E: 0 K: 2 S: 10	H: 1 LOB: 1 BB: 0 P: 15	R: 1 H: 1 E: 0 K: 1 S: 14	H: 1 LOB: 1 BB: 1 P: 24	R: 1 H: 1 E: 0 K: 0 S: 3	H: 1 LOB: 0 BB: 0 P: 5	1B: 7 2B: 6 3B: 0 HR: 0	SF: 1 SAC: 0 DP: 4 HBP: 1	WP: 1 PA: 36 PB: 1 SB: 0 CS: 0
PITCHER	IP WLS BF H R ER SO BB IBB HBP BLK WP HR S P ERA WHIP																				
55 Carlos Rodón, L (1,1) ERA: 4.26	6.0	24	8	2	2	2	5	0	0	0	0	0	0	0	61	100	3.00	1.333			
54 Chris Beck, R (7,1) ERA: 5.1	0.2	H	4	2	1	1	1	0	0	0	0	0	0	7	11	13.50	3.000				
65 Nate Jones, R (7,1) ERA: 2.24	1.1	B	6	1	1	1	2	1	0	0	0	1	0	17	28	6.75	1.500				
29 Jacob Turner, R (9,1) ERA: 8.59	0.1	L	2	1	1	0	0	0	0	0	0	0	0	3	5	0.00	3.000				

AB	31
R	4
H	6
RBI	4
BB	4
SO	8
LOB	11



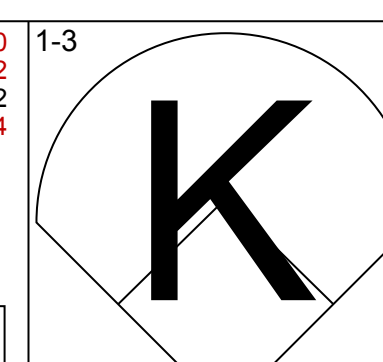
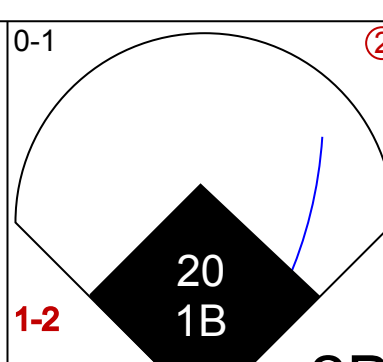
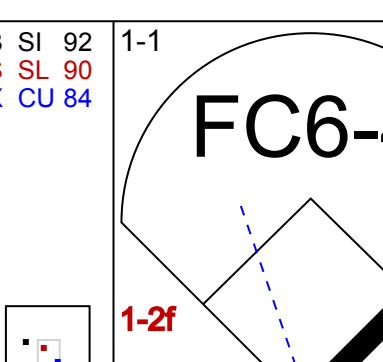
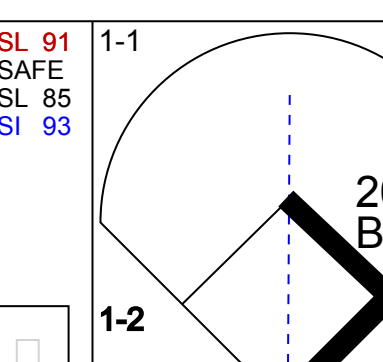
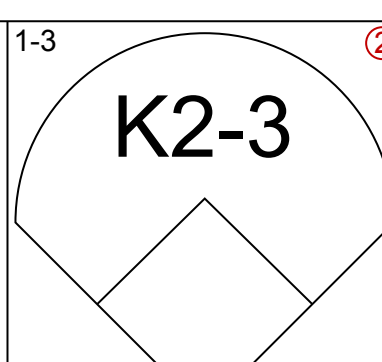
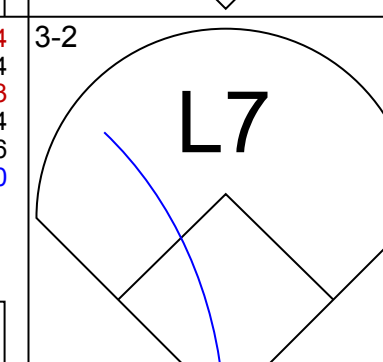
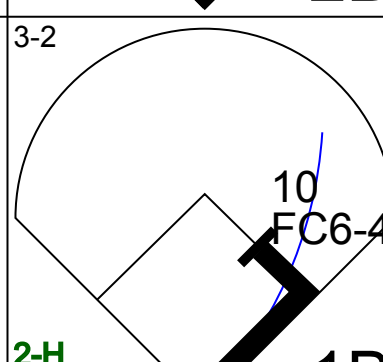
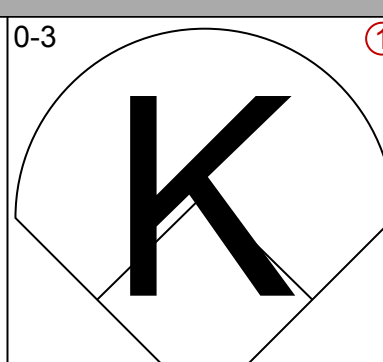
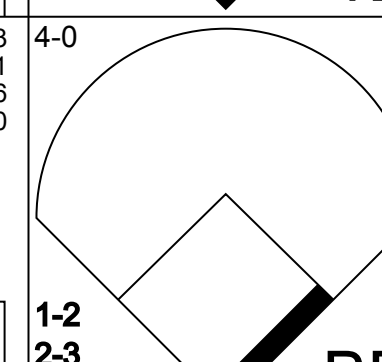
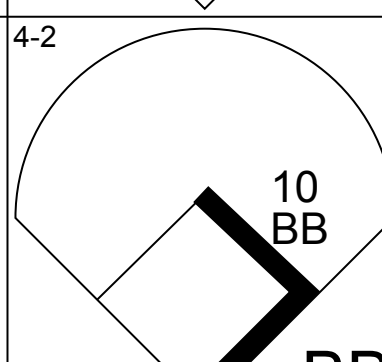
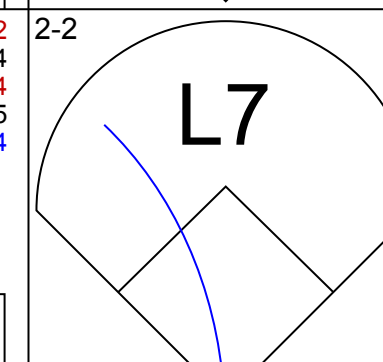
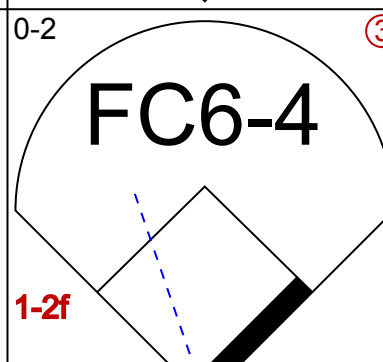
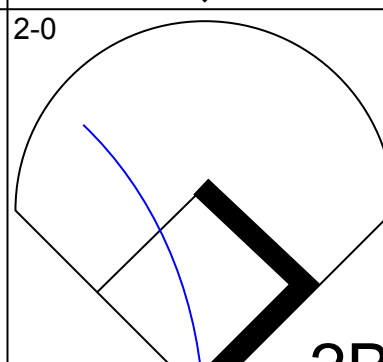
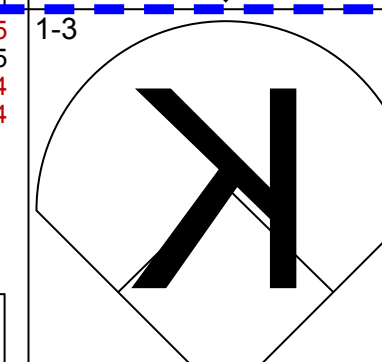
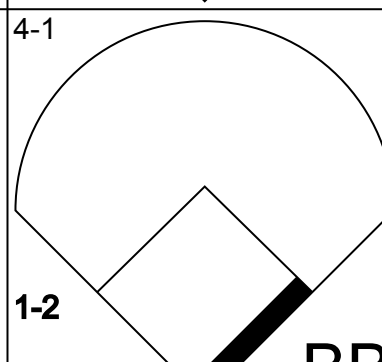
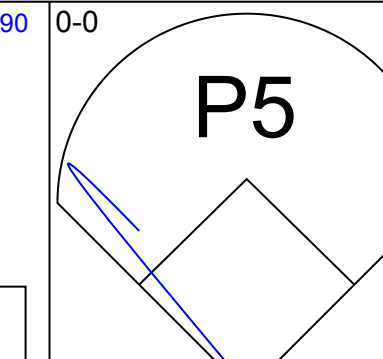
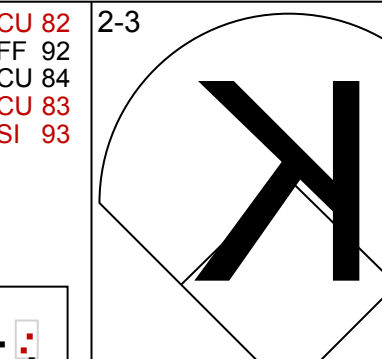
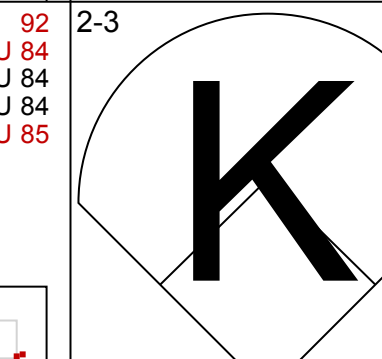
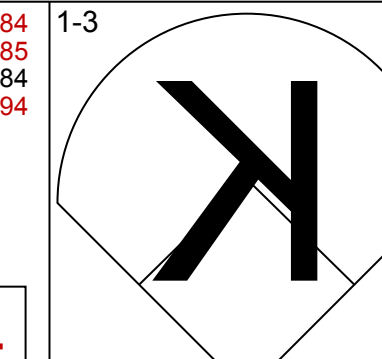
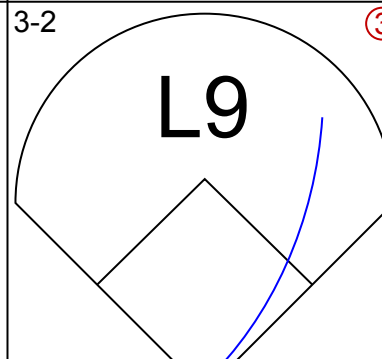
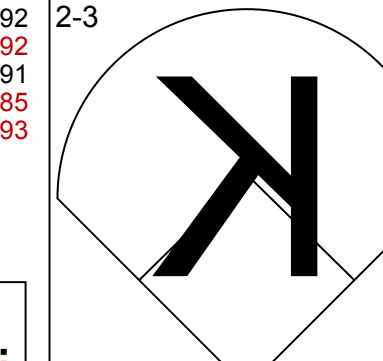
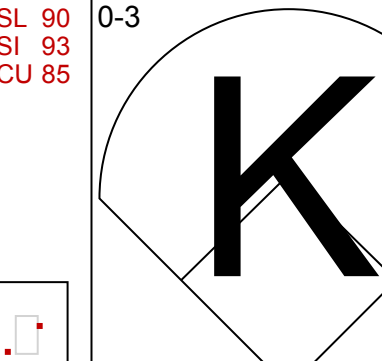
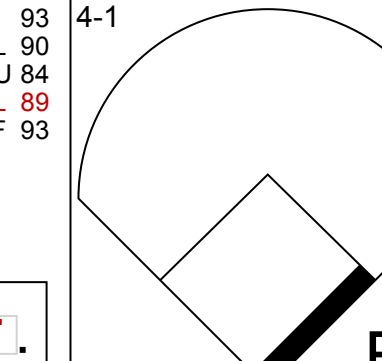
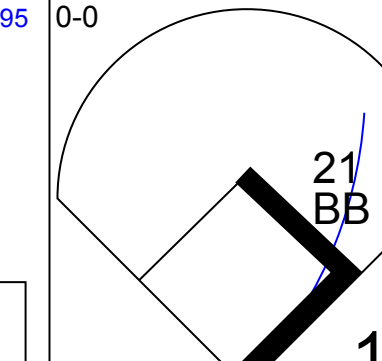
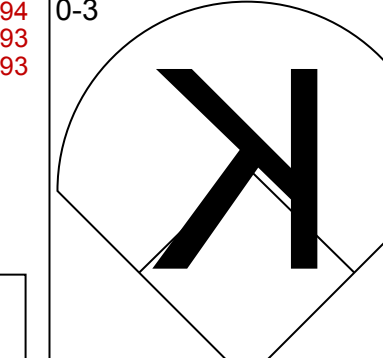
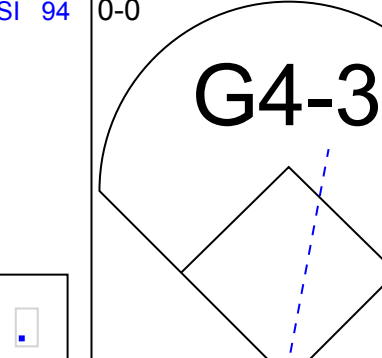
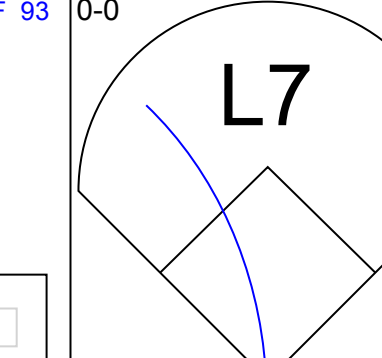
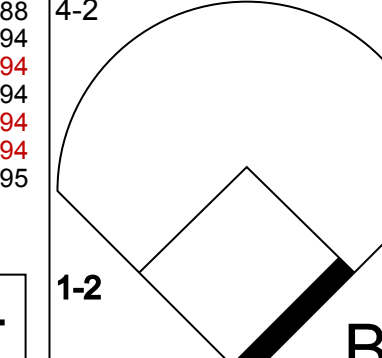
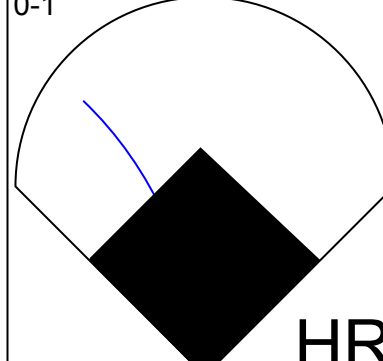
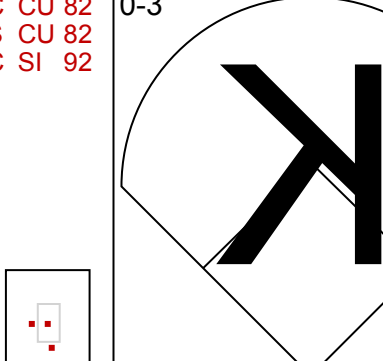
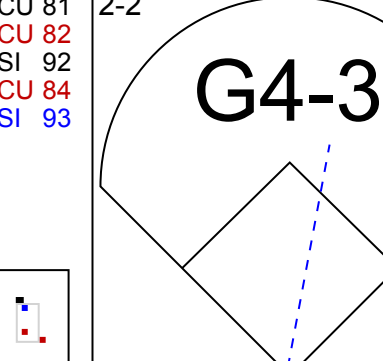
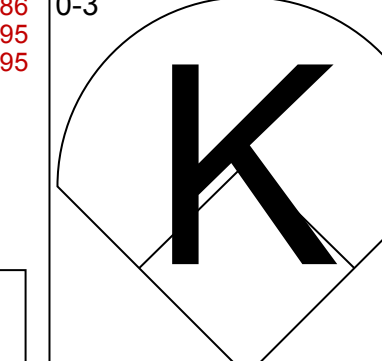
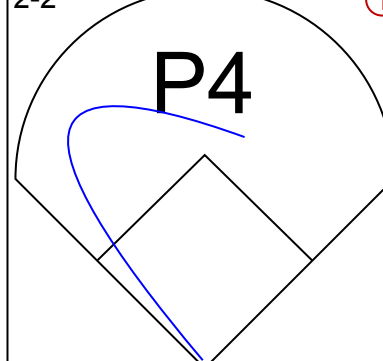
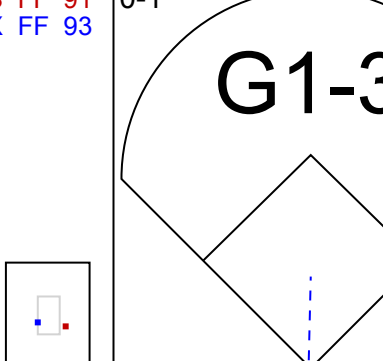
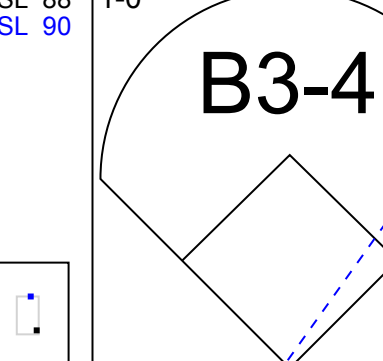
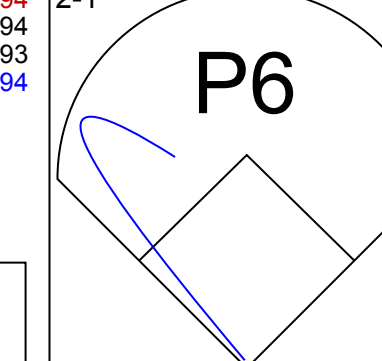
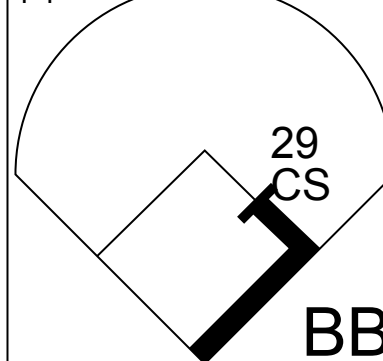
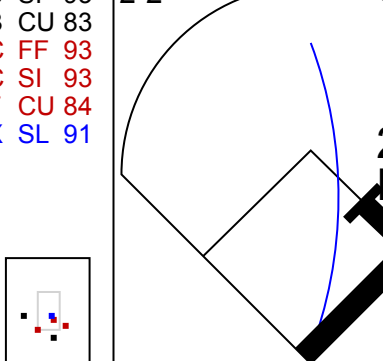
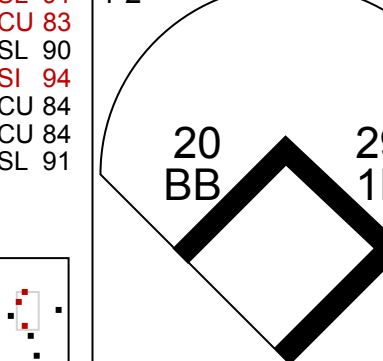

AB	33
R	5
H	12
RBI	5
BB	1
SO	8
LOB	18



Batter	1	2	3	4	5	6	7	8	9	AB	R	H	RBI	BB	SO	LOB	TOP																					
29 Devon Travis, R OBP: 0.326, SLG: 0.470	G5-3		F9		K			G2-3		4	0	0	0	0	1	1	Toronto Blue Jays @ Cleveland Indians Progressive Field, Cleveland, OH Fri Aug 19 2016, 7:11 PM - 9:37 PM EDT Att: 30,665 - Clear - 83 F																					
21 Michael Saunders, L OBP: 0.350, SLG: 0.698	55 HR BB		G5-6-3				K	1B		3	1	1	0	1	1	1																						
10 Edwin Encarnación, R OBP: 0.354, SLG: 0.551	P3				K		G5-3	K		4	0	0	0	0	2	2																						
55 Russell Martin, R OBP: 0.342, SLG: 0.402	1-H HR				K		1B		P6	4	1	2	2	0	1	0																						
7 B.J. Upton, R OBP: 0.296, SLG: 0.409	G6-3				3B BB		1B		K	3	0	0	0	1	2	1																						
3 Ezequiel Carrera, L OBP: 0.339, SLG: 0.365	K				1B				K	4	0	1	0	0	3	0																						
14 Justin Smoak, S OBP: 0.309, SLG: 0.399	K				K				K	3	0	0	0	0	3	2																						
18 Darwin Barney, R OBP: 0.307, SLG: 0.353	G1-3						G6-3		K	3	0	0	0	0	1	0																						
17 Ryan Goins, L OBP: 0.213, SLG: 0.301							L8		K	3	0	1	0	0	1	0																						
Inning Stats	R: 2 H: 1 E: 0 K: 0 S: 7	H: 1 LOB: 0 BB: 1 P: 14	R: 0 H: 0 E: 0 K: 2 S: 9	H: 0 LOB: 0 BB: 0 P: 11	R: 0 H: 1 E: 0 K: 0 S: 7	H: 1 LOB: 0 BB: 0 P: 11	R: 0 H: 1 E: 0 K: 3 S: 13	H: 1 LOB: 2 BB: 1 P: 21	R: 0 H: 0 E: 0 K: 1 S: 6	H: 0 LOB: 0 BB: 0 P: 8	R: 0 H: 1 E: 0 K: 2 S: 11	H: 1 LOB: 1 BB: 0 P: 17	R: 0 H: 0 E: 0 K: 3 S: 9	H: 0 LOB: 0 BB: 0 P: 13	R: 0 H: 1 E: 0 K: 2 S: 11	H: 1 LOB: 1 BB: 0 P: 15	R: 0 H: 0 E: 0 K: 2 S: 7	H: 0 LOB: 0 BB: 0 P: 11	1B: 4 2B: 0 3B: 0 HR: 1	SF: 0 SAC: 0 DP: 1 HBP: 0	WP: 0 PB: 0 SB: 0 CS: 0	PA: 33																
PITCHER	IP	WLS	BF	H	R	ER	SO	BB	IBB	HBP	BLK	WP	HR	S	P	ERA	WHIP	PITCHER				IP	WLS	BF	H	R	ER	SO	BB	IBB	HBP	BLK	WP	HR	S	P	ERA	WHIP
47 Trevor Bauer, R ERA: 3.88	8.0		30	5	2	2	13	2	0	0	0	0	1	73	110	2.25	0.875					8.0		30	5	2	2	13	2	0	0	0	0	1	73	110	2.25	0.875
53 Jeff Manship, R ERA: 3.13	1.0	W	3	0	0	0	2	0	0	0	0	0	0	7	11	0.00	0.000					1.0	W	3	0	0	0	2	0	0	0	0	0	7	11	0.00	0.000	


Batter	1	2	3	4	5	6	7	8	9	AB	R	H	RBI	BB	SO	LOB	BOTTOM																					
20 Rajai Davis, R OBP: 0.328, SLG: 0.420	22 G6-4-3 1B		K					F8		4	0	1	0	0	1	0	Toronto Blue Jays @ Cleveland Indians Progressive Field, Cleveland, OH Fri Aug 19 2016, 7:11 PM - 9:37 PM EDT Att: 30,665 - Clear - 83 F																					
22 Jason Kipnis, L OBP: 0.353, SLG: 0.500	G6-4-3				K		12 E 26 1B	BB		3	1	1	0	1	1	1																						
12 Francisco Lindor, S OBP: 0.359, SLG: 0.454	1B				G6-3			F8		4	0	1	0	0	1	2																						
26 Mike Napoli, R OBP: 0.349, SLG: 0.518	F8				P3		41 BB 1B	F7		4	0	1	1	0	0	2																						
41 Carlos Santana, S OBP: 0.341, SLG: 0.474	G6-3				11 FC6-4 BB			P2		2	0	0	0	2	0	0																						
11 José Ramírez, S OBP: 0.397, SLG: 0.457	K				FC6-4			HR		4	1	1	1	0	2	3																						
6 Brandon Guyer, R ERA: 5.21	K				55 FC6-4 HBP			IHR		1	0	0	0	0	1	0																						
72 Tyler Naquin, L OBP: 0.377, SLG: 0.603										2	1	1	1	0	1	0																						
35 Abraham Almonte, S OBP: 0.309, SLG: 0.443					G5-3			G4-3		3	0	0	0	0	1	2																						
55 Roberto Pérez, R OBP: 0.259, SLG: 0.147					L9					3	0	0	0	0	1	2																						
Inning Stats	R: 0 H: 2 E: 0 K: 0 S: 7	H: 2 LOB: 1 BB: 0 P: 11	R: 0 H: 0 E: 0 K: 2 S: 9	H: 0 LOB: 0 BB: 0 P: 15	R: 0 H: 0 E: 0 K: 1 S: 6	H: 0 LOB: 0 BB: 0 P: 7	R: 0 H: 0 E: 0 K: 1 S: 11	H: 0 LOB: 0 BB: 1 P: 16	R: 1 H: 2 E: 0 K: 2 S: 15	H: 2 LOB: 2 BB: 1 P: 27	R: 0 H: 0 E: 0 K: 2 S: 8	H: 0 LOB: 0 BB: 0 P: 12	R: 0 H: 0 E: 0 K: 0 S: 12	H: 0 LOB: 1 BB: 1 P: 21	R: 2 H: 2 E: 0 K: 0 S: 11	H: 2 LOB: 0 BB: 0 P: 14	1B: 4 2B: 0 3B: 0 HR: 2	SF: 0 SAC: 0 DP: 1 HBP: 1	WP: 0 PB: 0 SB: 0 CS: 0	PA: 34																		
PITCHER	IP	WLS	BF	H	R	ER	SO	BB	IBB	HBP	BLK	WP	HR	S	P	ERA	WHIP	PITCHER				IP	WLS	BF	H	R	ER	SO	BB	IBB	HBP	BLK	WP	HR	S	P	ERA	WHIP
45 Francisco Liriano, L ERA: 5.21	6.0		24	4	1	0	7	2	0	1	0	0	0	8	12	0.00	1.000					6.0		24	4	1	0	7	2	0	1	0	0	8	12	0.00	1.000	
53 Joaquín Benoit, R ERA: 3.78	1.0	H	3	0	0	0	2	0	0	0	0	0	0	12	21	0.00	1.000					1.0	H	3	0	0	0	2	0	0	0	0	12	21	0.00	1.000		
37 Jason Grilli, R ERA: 3.02	1.0	L	3	2	2	2	0	0	0	0	0	0	1	11	14	54.00	6.000					1.0	L	3	2	2	2	0	0	0	0	1	11	14	54.00	6.000		
54 Roberto Osuna, R ERA: 2.17	0.1																																					

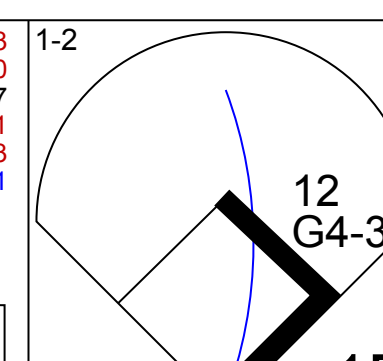
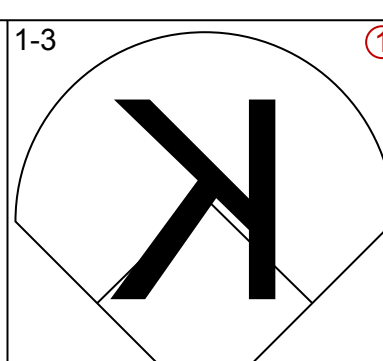
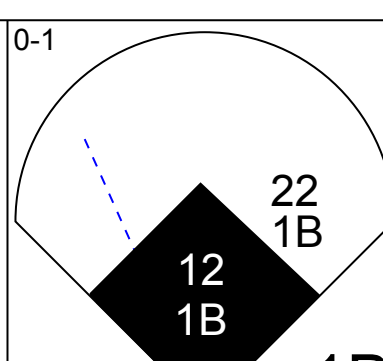
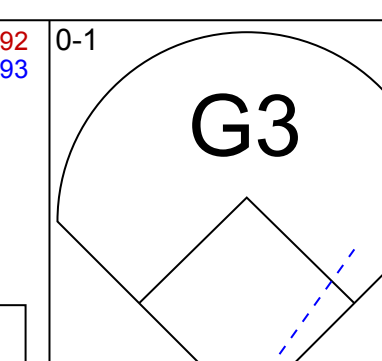
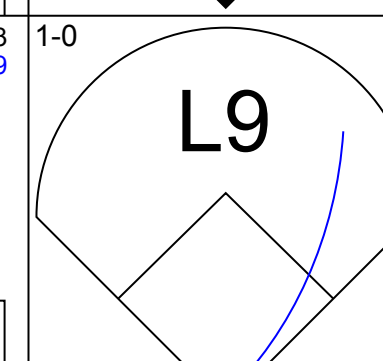
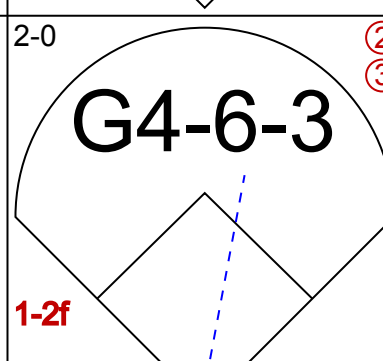
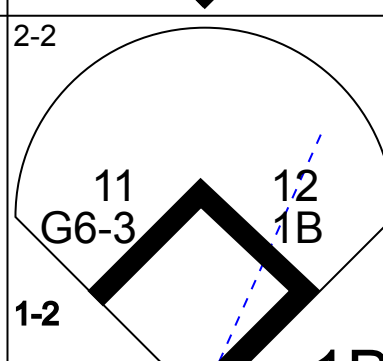
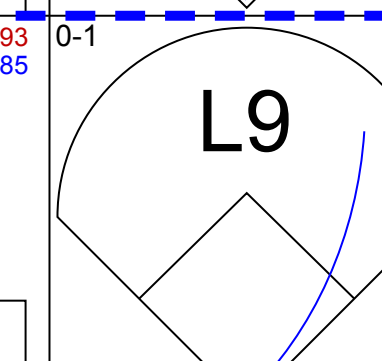
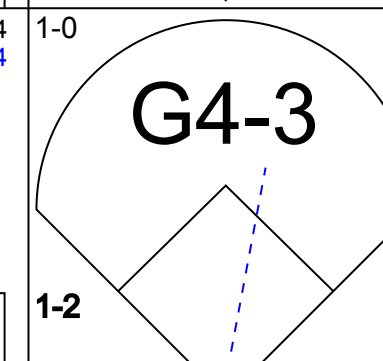
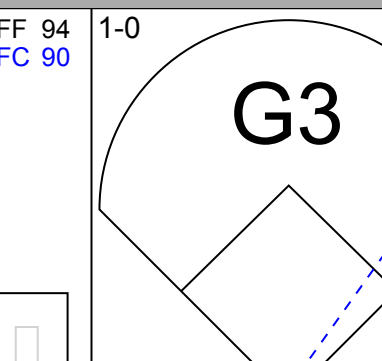
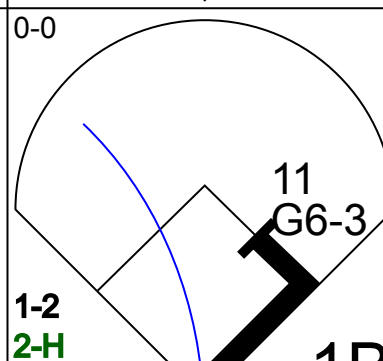
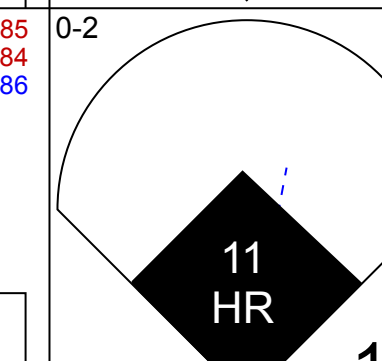
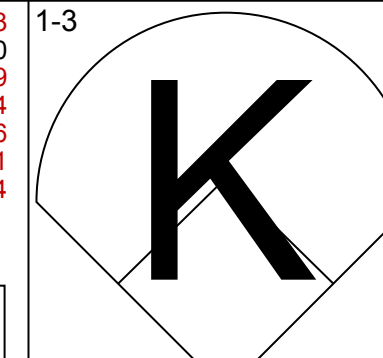
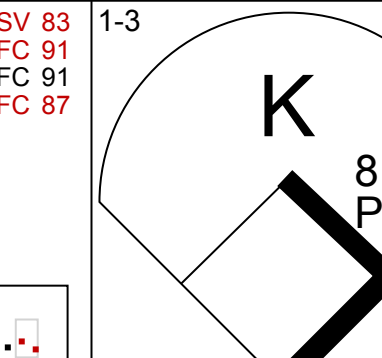
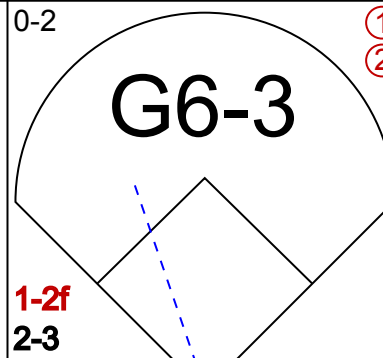
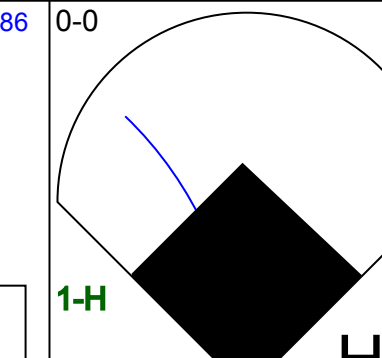
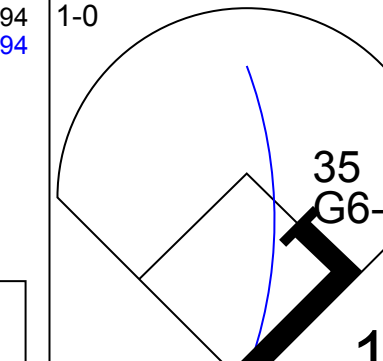
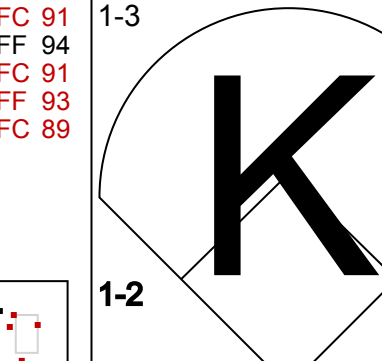
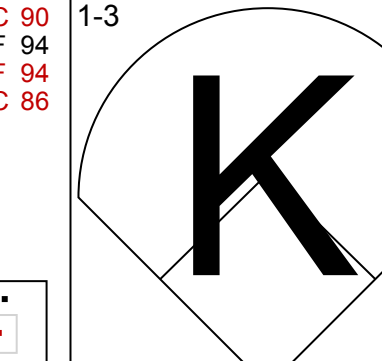
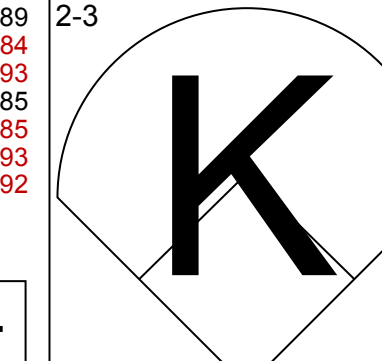
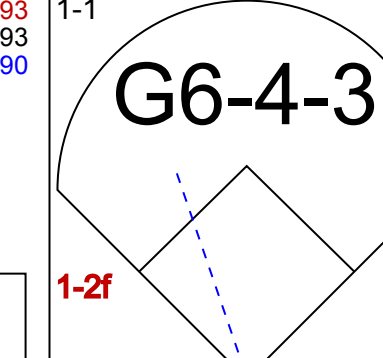
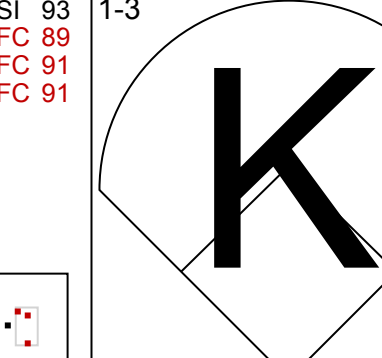

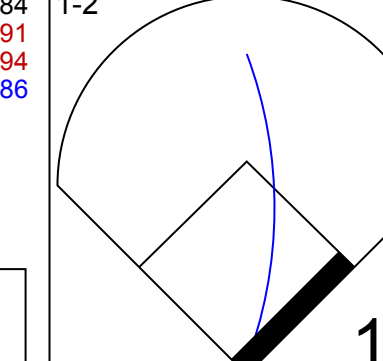
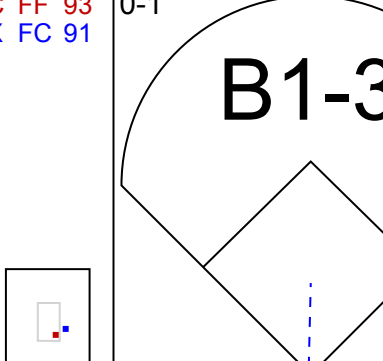
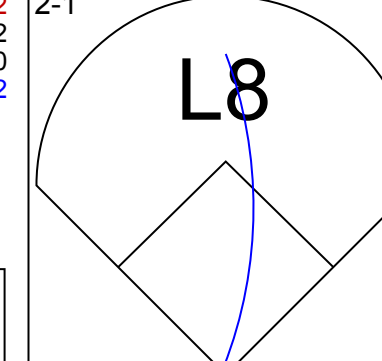
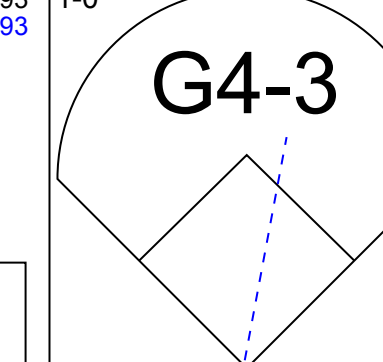
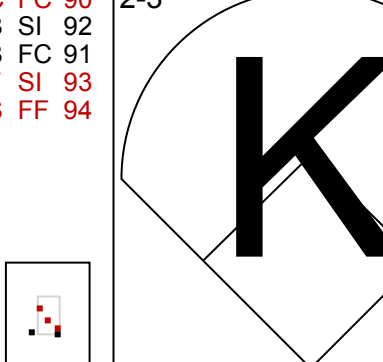
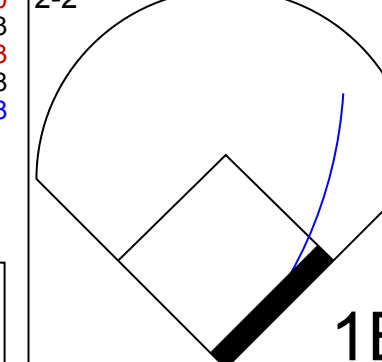
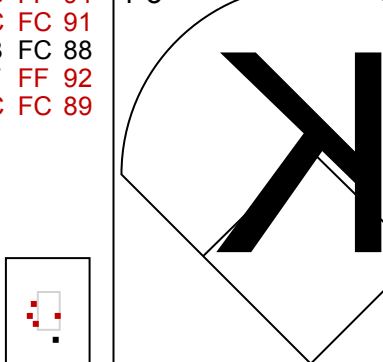
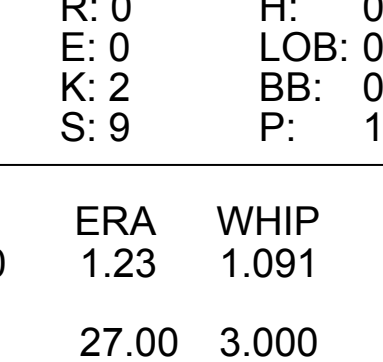
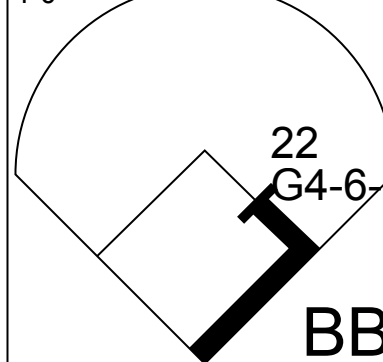
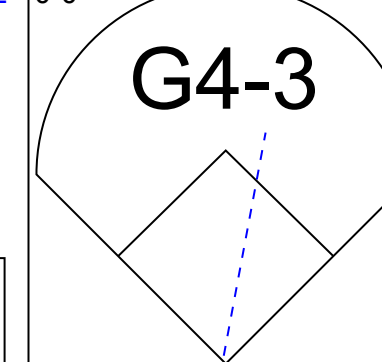


Batter	1	2	3	4	5	6	7	8	9	AB	R	H	RBI	BB	SO	LOB	TOP					
29 Devon Travis, R OBP: 0.332, SLG: 0.475										5	1	2	0	0	2	1						
20 Josh Donaldson, R OBP: 0.401, SLG: 0.554										3	0	1	1	2	1	0						
10 Edwin Encarnación, R OBP: 0.355, SLG: 0.555										4	0	1	0	1	1	4						
55 Russell Martin, R OBP: 0.338, SLG: 0.405										5	0	0	0	0	3	3						
2 Troy Tulowitzki, R OBP: 0.324, SLG: 0.469										3	0	1	0	1	2	0						
21 Michael Saunders, L OBP: 0.348, SLG: 0.691										3	0	0	0	1	1	2						
7 B.J. Upton, R OBP: 0.296, SLG: 0.421										4	1	1	1	0	2	2						
3 Ezequiel Carrera, L OBP: 0.326, SLG: 0.349										4	0	0	0	0	0	2						
17 Ryan Goins, L OBP: 0.231, SLG: 0.314										2	0	1	0	2	1	0						
Inning Stats	R: 0 K: 1 S: 9	H: 0 LOB: 0 BB: 15	R: 0 K: 2 S: 7	H: 0 LOB: 0 BB: 9	R: 2 K: 0 S: 19	H: 3 LOB: 1 BB: 28	R: 0 K: 2 S: 7	H: 0 LOB: 0 BB: 9	R: 0 K: 1 S: 11	H: 1 LOB: 1 BB: 14	R: 0 K: 2 S: 9	H: 1 LOB: 3 BB: 17	R: 0 K: 1 S: 12	H: 1 LOB: 2 BB: 25	R: 0 K: 2 S: 12	H: 1 LOB: 2 BB: 19	R: 0 K: 2 S: 18	H: 0 LOB: 2 BB: 30	1B: 4 2B: 2 3B: 0 HR: 1	SF: 0 SAC: 0 DP: 0 HBP: 0	WP: 0 PB: 0 SB: 0 CS: 1	PA: 40
PITCHER	IP WLS BF H R ER SO BB IBB HBP BLK WP HR S P ERA WHIP																					
28 Corey Kluber, R ERA: 3.13	6.2		29	6	2	2	8	4	0	0	0	0	0	1	71	113	2.70	1.500				
73 Mike Clevinger, R ERA: 5.12	1.1	W	6	1	0	0	3	1	0	0	0	0	0	0	15	23	0.00	1.500				
37 Cody Allen, R ERA: 3.1	1.0	S	5	0	0	0	2	2	0	0	0	0	0	0	18	30	0.00	2.000				

Toronto Blue Jays @ Cleveland Indians
 Progressive Field, Cleveland, OH
 Sun Aug 21 2016, 1:12 PM - 4:04 PM EDT
 Att: 26,696 - Partly Cloudy - 75 F


AB 33
 R 2
 H 7
 RBI 2
 BB 7
 SO 13
 LOB 14



Batter	1	2	3	4	5	6	7	8	9	AB	R	H	RBI	BB	SO	LOB	BOTTOM					
41 Carlos Santana, S OBP: 0.342, SLG: 0.471										4	1	2	0	0	1	1						
22 Jason Kipnis, L OBP: 0.349, SLG: 0.494										4	0	1	0	0	0	2						
12 Francisco Lindor, S OBP: 0.361, SLG: 0.455										4	1	2	1	0	0	1						
11 José Ramírez, S OBP: 0.365, SLG: 0.461										4	1	1	2	0	2	3						
8 Lonnie Chisenhall, L OBP: 0.340, SLG: 0.469										4	0	1	0	0	3	2						
35 Abraham Almonte, S OBP: 0.300, SLG: 0.426										3	0	0	0	0	2	2						
72 Tyler Naquin, L OBP: 0.371, SLG: 0.589										3	0	1	0	0	0	0						
55 Roberto Pérez, R OBP: 0.253, SLG: 0.143										2	0	0	0	0	1	1						
20 Rajai Davis, R OBP: 0.329, SLG: 0.421										1	0	1	0	0	0	0						
38 Chris Gimenez, R OBP: 0.250, SLG: 0.316										0	0	0	0	0	0	0						
1 Michael Martínez, S OBP: 0.282, SLG: 0.333										2	0	0	0	1	1	1						
Inning Stats	R: 0 K: 1 S: 13	H: 1 LOB: 1 BB: 0 P: 17	R: 0 K: 0 S: 7	H: 2 LOB: 1 BB: 0 P: 11	R: 0 K: 1 S: 4	H: 0 LOB: 0 BB: 1 P: 11	R: 0 K: 3 S: 11	H: 0 LOB: 1 BB: 0 P: 15	R: 0 K: 2 S: 9	H: 0 LOB: 0 BB: 12	R: 1 K: 1 S: 13	H: 3 LOB: 1 BB: 16	R: 0 K: 1 S: 10	H: 1 LOB: 1 BB: 16	R: 2 K: 1 S: 13	H: 2 LOB: 0 BB: 0 P: 15	R: 0 K: 1 S: 13	H: 0 LOB: 0 BB: 0 P: 15	1B: 8 2B: 0 3B: 0 HR: 1	SF: 0 SAC: 0 DP: 3 HBP: 0	WP: 1 PB: 1 SB: 0 CS: 0	PA: 32
PITCHER	IP WLS BF H R ER SO BB IBB HBP BLK WP HR S P ERA WHIP																					
6 Marcus Stroman, R ERA: 4.47	1.1		28	7	1	1	9	1	0	0	0	0	0	0	69	100	1.23	1.091				
27 Brett Cecil, L ERA: 5.13	0.2	L	4	2	2	2	1	0	0	0	0	0	0	1	11	13	27.00	3.000				

Toronto Blue Jays @ Cleveland Indians
 Progressive Field, Cleveland, OH
 Sun Aug 21 2016, 1:12 PM - 4:04 PM EDT
 Att: 26,696 - Partly Cloudy - 75 F

AB 31
 R 3
 H 9
 RBI 3
 BB 1
 SO 10
 LOB 13



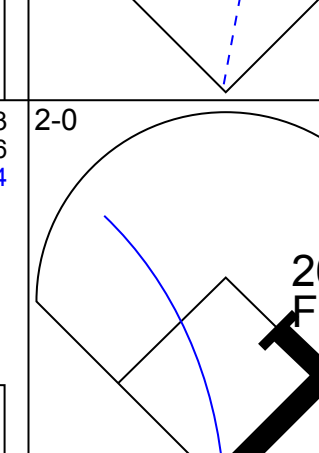


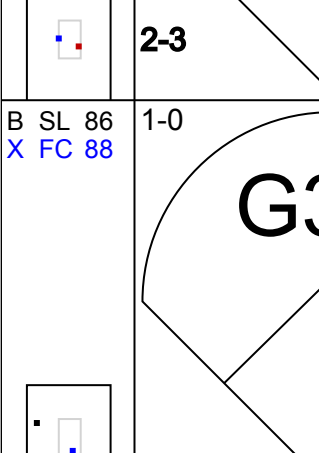
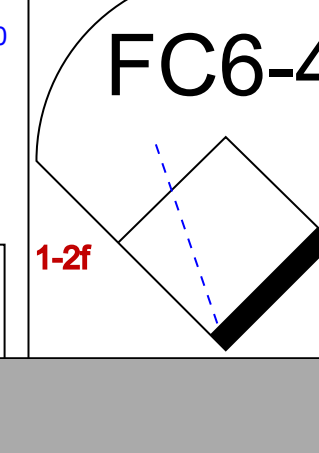
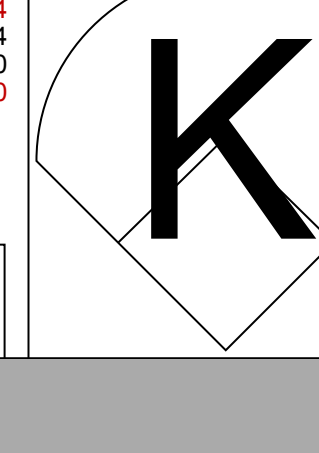
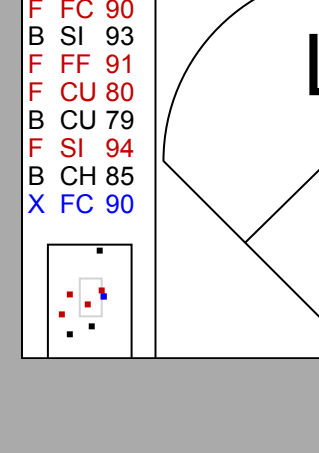










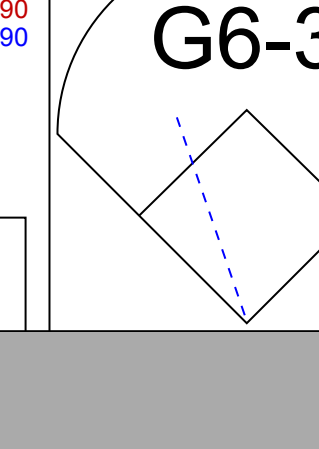
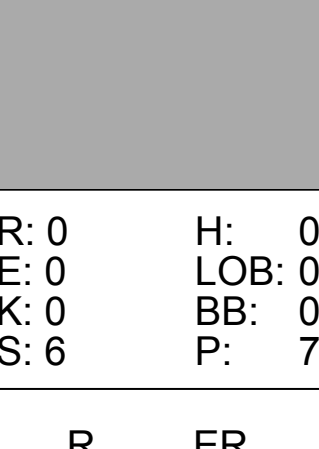
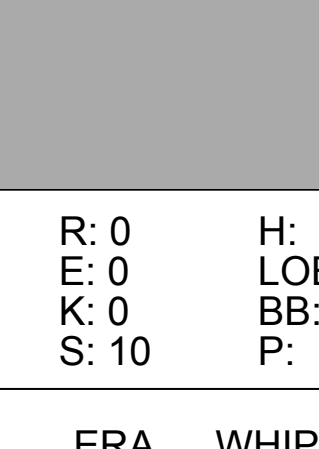
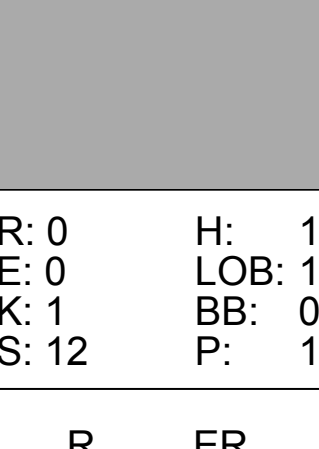





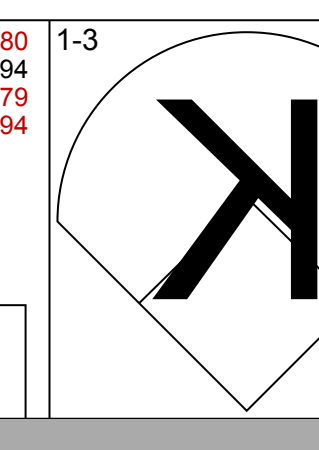
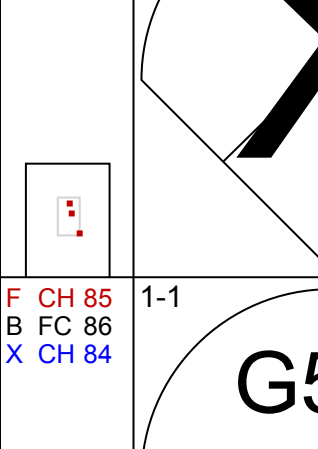


Batter	1	2	3	4	5	6	7	8	9	AB	R	H	RBI	BB	SO	LOB	TOP										
41 Carlos Santana, S (1, 3) OBP: 0.343, SLG: 0.477	F9			G4-3		BB		HR		3	1	1	1	1	0	0	Cleveland Indians @ Oakland Athletics Oakland Coliseum, Oakland, CA Mon Aug 22 2016, 7:08 PM - 9:36 PM PDT Att: 10,114 - Cloudy - 58 F										
22 Jason Kipnis, L (1, 4) OBP: 0.345, SLG: 0.494	K			K		2B		F8		4	0	1	0	0	2	0											
12 Francisco Lindor, S (1, 6) OBP: 0.360, SLG: 0.453	G4-3			G6-3		L9		1B		4	0	1	0	0	0	2											
26 Mike Napoli, R (1, 10) OBP: 0.345, SLG: 0.512		K			L7		1B	K		4	0	1	0	0	2	1											
11 José Ramírez, S (1, 5) OBP: 0.361, SLG: 0.456		G4-3			F7		P2		G5-3	4	0	0	0	0	0	1											
8 Lonnie Chisenhall, L (1, 9) OBP: 0.342, SLG: 0.472		F8			1B		2B		G4-3	4	0	2	0	0	0	0											
72 Tyler Naquin, L (1, 8) OBP: 0.369, SLG: 0.584			1B		K		K		G3	4	0	1	0	0	2	3											
35 Abraham Almonte, S (1, 7) OBP: 0.291, SLG: 0.412		F7			L7		K			3	0	0	0	0	1	3											
55 Roberto Pérez, R (1, 2) OBP: 0.244, SLG: 0.137			K		K		F7			3	0	0	0	0	2	1	C										
Inning Stats	R: 0 E: 0 K: 1 S: 9	H: 0 LOB: 0 BB: 0 P: 12	R: 0 E: 0 K: 1 S: 11	H: 0 LOB: 0 BB: 0 P: 17	R: 0 E: 0 K: 1 S: 8	H: 1 LOB: 0 BB: 0 P: 12	R: 0 E: 0 K: 1 S: 6	H: 0 LOB: 0 BB: 0 P: 11	R: 0 E: 0 K: 1 S: 9	H: 1 LOB: 1 BB: 0 P: 17	R: 0 E: 0 K: 1 S: 11	H: 1 LOB: 2 BB: 1 P: 20	R: 0 E: 0 K: 2 S: 17	H: 2 LOB: 2 BB: 0 P: 20	R: 1 E: 0 K: 1 S: 14	H: 2 LOB: 1 BB: 0 P: 25		R: 0 E: 0 K: 0 S: 6	H: 0 LOB: 0 BB: 0 P: 9	1B: 4 2B: 2 3B: 0 HR: 1	SF: 0 SAC: 0 DP: 0 HBP: 0	WP: 0 PB: 0 SB: 0 CS: 1	PA: 34				
PITCHER	IP	WLS	BF	H	R	ER	SO	BB	IBB	HBP	BLK	WP	HR	S	P	ERA	WHIP										
60 Andrew Triggs, R (1, 1) ERA: 4.38	6.0		21	3	0	0	6	1	0	0	0	0	0	54	89	0.00	0.667										
31 Liam Hendriks, R (7, 1) ERA: 4.04	1.0		5	2	0	0	2	0	0	0	0	0	0	17	20	0.00	2.000										
66 Ryan Dull, R (8, 1) ERA: 2.34	1.0	L	5	2	1	1	1	0	0	0	0	0	1	14	25	9.00	2.000										
44 Ryan Madson, R (9, 1) ERA: 3.31	1.0		3	0	0	0	0	0	0	0	0	0	0	6	9	0.00	0.000										

Batter	1	2	3	4	5	6	7	8	9	AB	R	H	RBI	BB	SO	LOB	BOTTOM										
4 Coco Crisp, S (1, 10) OBP: 0.301, SLG: 0.406	L7		G5-3			2B		F8		4	0	1	0	0	0	0	Cleveland Indians @ Oakland Athletics Oakland Coliseum, Oakland, CA Mon Aug 22 2016, 7:08 PM - 9:36 PM PDT Att: 10,114 - Cloudy - 58 F										
5 Jake Smolinski, R (1, 8) OBP: 0.341, SLG: 0.423	K			K		1B		K		4	0	1	0	0	3	0											
21 Stephen Vogt, L (1, 2) OBP: 0.311, SLG: 0.424	F7			K		E4		K		3	0	0	0	0	1	1											
26 Danny Valencia, R (9, PH) OBP: 0.351, SLG: 0.476				K		1B		K		1	0	0	0	0	1	0											
2 Khris Davis, R (1, 7) OBP: 0.296, SLG: 0.521		K		K		K		K		4	0	0	0	0	4	2											
17 Yonder Alonso, L (1, 3) OBP: 0.310, SLG: 0.363	F8				G1-3		L6			3	0	0	0	0	0	0											
48 Ryan Healy, R (1, 5) OBP: 0.288, SLG: 0.452		1B			1B		K			3	0	2	0	0	1	0											
39 Brett Eibner, R (1, 9) OBP: 0.274, SLG: 0.413		G1-3			F9		G6-3			3	0	0	0	0	0	2											
12 Max Muncy, L (1, 4) OBP: 0.290, SLG: 0.293		L7			K			G5-3		3	0	0	0	0	1	1											
18 Chad Pinder, R (1, 6) OBP: 0.091, SLG: 0.091		G6-3			G5-3			K		3	0	0	0	0	1	0	OAKLAND ATHLETICS										
Inning Stats	R: 0 E: 0 K: 1 S: 7	H: 0 LOB: 0 BB: 0 P: 9	R: 0 E: 0 K: 1 S: 11	H: 1 LOB: 0 BB: 0 P: 17	R: 0 E: 0 K: 0 S: 6	H: 0 LOB: 0 BB: 0 P: 9	R: 0 E: 0 K: 3 S: 9	H: 0 LOB: 0 BB: 0 P: 12	R: 0 E: 0 K: 1 S: 9	H: 1 LOB: 1 BB: 0 P: 13	R: 0 E: 1 K: 1 S: 12	H: 2 LOB: 2 BB: 0 P: 19	R: 0 E: 0 K: 1 S: 9	H: 0 LOB: 0 BB: 0 P: 11	R: 0 E: 0 K: 1 S: 6	H: 0 LOB: 0 BB: 0 P: 9		R: 0 E: 0 K: 3 S: 11	H: 0 LOB: 0 BB: 0 P: 13	1B: 3 2B: 1 3B: 0 HR: 0	SF: 0 SAC: 0 DP: 0 HBP: 0	WP: 0 PB: 0 SB: 0 CS: 0	PA: 31				
PITCHER	IP	WLS	BF	H	R	ER	SO	BB	IBB	HBP	BLK	WP	HR	S	P	ERA	WHIP										
59 Carlos Carrasco, R (1, 1) ERA: 3.12	8.0		28	4	0	0	3	0	0	0	0	0	0	11	13	0.00	0.500										
24 Andrew Miller, L (9, 1) ERA: 1.45	1.0	S	3	0	0	0	3	0	0	0	0	0	0	11	13	0.00	0.000										

Batter	1	2	3	4	5	6	7	8	9	AB	R	H	RBI	BB	SO	LOB	TOP			
41 Carlos Santana, S OBP: 0.342, SLG: 0.471										4	0	1	0	1	1	1	Cleveland Indians @ Oakland Athletics Oakland Coliseum, Oakland, CA Wed Aug 24 2016, 12:39 PM - 3:14 PM PDT Att: 12,795 - Partly Cloudy - 62 F			
22 Jason Kipnis, L OBP: 0.343, SLG: 0.485										4	0	0	0	0	0	3				
11 José Ramírez, S OBP: 0.360, SLG: 0.456										4	0	2	0	0	0	0				
26 Mike Napoli, R OBP: 0.344, SLG: 0.506										3	0	0	0	0	1	1				
8 Lonnie Chisenhall, L OBP: 0.343, SLG: 0.474										4	0	2	0	0	0	2				
6 Brandon Guyer, R OBP: 0.365, SLG: 0.427										4	0	0	0	0	1	2				
72 Tyler Naquin, L OBP: 0.366, SLG: 0.576										4	0	1	0	0	1	0				
55 Roberto Pérez, R OBP: 0.258, SLG: 0.187										2	1	1	1	1	0	0				
35 Abraham Almonte, R, PH OBP: 0.200, SLG: 0.465										1	0	0	0	0	0	1				
1 Michael Martínez, S OBP: 0.284, SLG: 0.333										3	0	1	0	0	0	1				
12 Francisco Lindor, S OBP: 0.358, SLG: 0.450										1	0	1	0	0	0	0				
Inning Stats	R: 0 E: 0 K: 0 S: 12	H: 1 LOB: 2 BB: 0 P: 16	R: 0 E: 0 K: 0 S: 15	H: 0 LOB: 1 BB: 1 P: 23	R: 0 E: 0 K: 0 S: 9	H: 1 LOB: 1 BB: 0 P: 15	R: 0 E: 0 K: 1 S: 9	H: 1 LOB: 1 BB: 0 P: 10	R: 0 E: 0 K: 0 S: 8	H: 0 LOB: 0 BB: 0 P: 12	R: 1 E: 0 K: 0 S: 13	H: 2 LOB: 2 BB: 1 P: 21	R: 0 E: 0 K: 1 S: 13	H: 1 LOB: 1 BB: 0 P: 18	R: 0 E: 0 K: 1 S: 10	H: 2 LOB: 1 BB: 0 P: 15	1B: 6 2B: 2 3B: 0 HR: 1	SF: 0 SAC: 0 DP: 2 HBP: 1	WP: 0 PB: 0 SB: 0 CS: 0	PA: 37
PITCHER	IP WLS BF H R ER SO BB IBB HBP BLK WP HR S P ERA WHIP	IP WLS BF H R ER SO BB IBB HBP BLK WP HR S P ERA WHIP	IP WLS BF H R ER SO BB IBB HBP BLK WP HR S P ERA WHIP	IP WLS BF H R ER SO BB IBB HBP BLK WP HR S P ERA WHIP	IP WLS BF H R ER SO BB IBB HBP BLK WP HR S P ERA WHIP	IP WLS BF H R ER SO BB IBB HBP BLK WP HR S P ERA WHIP	IP WLS BF H R ER SO BB IBB HBP BLK WP HR S P ERA WHIP	IP WLS BF H R ER SO BB IBB HBP BLK WP HR S P ERA WHIP	IP WLS BF H R ER SO BB IBB HBP BLK WP HR S P ERA WHIP	IP WLS BF H R ER SO BB IBB HBP BLK WP HR S P ERA WHIP	IP WLS BF H R ER SO BB IBB HBP BLK WP HR S P ERA WHIP	IP WLS BF H R ER SO BB IBB HBP BLK WP HR S P ERA WHIP	IP WLS BF H R ER SO BB IBB HBP BLK WP HR S P ERA WHIP	IP WLS BF H R ER SO BB IBB HBP BLK WP HR S P ERA WHIP	IP WLS BF H R ER SO BB IBB HBP BLK WP HR S P ERA WHIP	IP WLS BF H R ER SO BB IBB HBP BLK WP HR S P ERA WHIP	IP WLS BF H R ER SO BB IBB HBP BLK WP HR S P ERA WHIP			

Batter	1	2	3	4	5	6	7	8	9	AB	R	H	RBI	BB	SO	LOB	BOTTOM			
5 Jake Smolinski, R OBP: 0.339, SLG: 0.417										5	1	2	0	0	0	2	Cleveland Indians @ Oakland Athletics Oakland Coliseum, Oakland, CA Wed Aug 24 2016, 12:39 PM - 3:14 PM PDT Att: 12,795 - Partly Cloudy - 62 F			
26 Danny Valencia, R OBP: 0.350, SLG: 0.476										4	0	1	0	0	0	1				
21 Stephen Vogt, L OBP: 0.308, SLG: 0.419										4	0	0	0	0	2	3				
2 Khris Davis, R OBP: 0.301, SLG: 0.534										4	1	2	0	0	0	0				
17 Yonder Alonso, L OBP: 0.311, SLG: 0.361										2	1	1	0	2	0	0				
48 Ryan Healy, R OBP: 0.309, SLG: 0.473										3	1	1	1	1	0	1				
39 Brett Eibner, R OBP: 0.274, SLG: 0.407										4	0	1	0	0	0	5				
12 Max Muncy, L OBP: 0.317, SLG: 0.299										3	1	1	1	1	1	2				
18 Chad Pinder, R OBP: 0.158, SLG: 0.167										3	0	1	1	0	1	1				
Inning Stats	R: 0 E: 0 K: 1 S: 9	H: 0 LOB: 0 BB: 0 P: 14	R: 5 E: 1 K: 1 S: 25	H: 4 LOB: 1 BB: 1 P: 42	R: 0 E: 0 K: 0 S: 11	H: 1 LOB: 2 BB: 1 P: 18	R: 0 E: 0 K: 0 S: 8	H: 1 LOB: 1 BB: 0 P: 10	R: 0 E: 0 K: 0 S: 5	H: 0 LOB: 0 BB: 0 P: 9	R: 0 E: 0 K: 1 S: 7	H: 1 LOB: 3 BB: 1 P: 11	R: 0 E: 0 K: 0 S: 10	H: 3 LOB: 3 BB: 1 P: 17	R: 0 E: 0 K: 1 S: 6	H: 0 LOB: 0 BB: 1 P: 12		1B: 9 2B: 0 3B: 1 HR: 0	SF: 1 SAC: 0 DP: 2 HBP: 0	WP: 1 PB: 0 SB: 0 CS: 0
PITCHER	IP WLS BF H R ER SO BB IBB HBP BLK WP HR S P ERA WHIP	IP WLS BF H R ER SO BB IBB HBP BLK WP HR S P ERA WHIP	IP WLS BF H R ER SO BB IBB HBP BLK WP HR S P ERA WHIP	IP WLS BF H R ER SO BB IBB HBP BLK WP HR S P ERA WHIP	IP WLS BF H R ER SO BB IBB HBP BLK WP HR S P ERA WHIP	IP WLS BF H R ER SO BB IBB HBP BLK WP HR S P ERA WHIP	IP WLS BF H R ER SO BB IBB HBP BLK WP HR S P ERA WHIP	IP WLS BF H R ER SO BB IBB HBP BLK WP HR S P ERA WHIP	IP WLS BF H R ER SO BB IBB HBP BLK WP HR S P ERA WHIP	IP WLS BF H R ER SO BB IBB HBP BLK WP HR S P ERA WHIP	IP WLS BF H R ER SO BB IBB HBP BLK WP HR S P ERA WHIP	IP WLS BF H R ER SO BB IBB HBP BLK WP HR S P ERA WHIP	IP WLS BF H R ER SO BB IBB HBP BLK WP HR S P ERA WHIP	IP WLS BF H R ER SO BB IBB HBP BLK WP HR S P ERA WHIP	IP WLS BF H R ER SO BB IBB HBP BLK WP HR S P ERA WHIP	IP WLS BF H R ER SO BB IBB HBP BLK WP HR S P ERA WHIP				

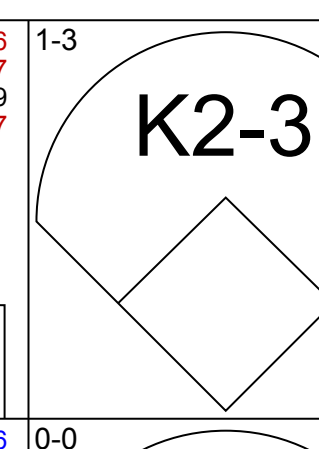
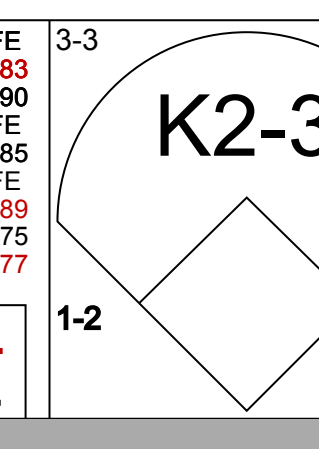
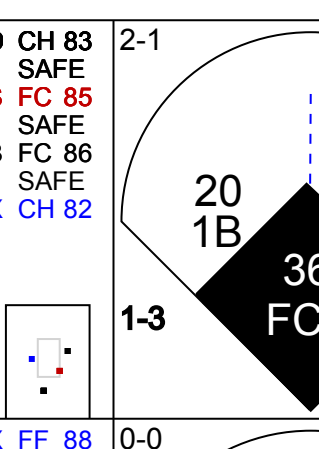
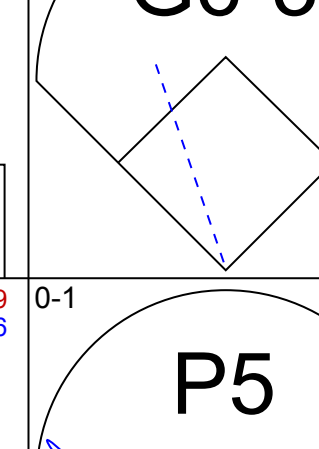
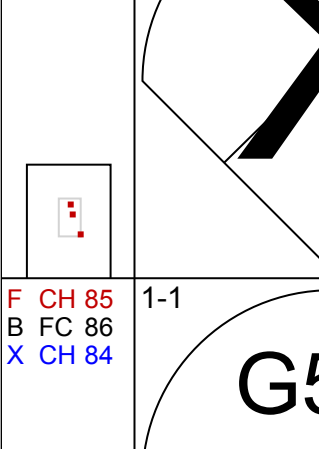
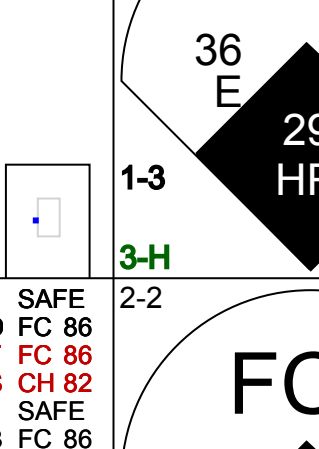
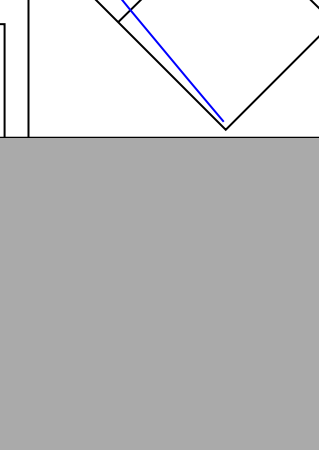
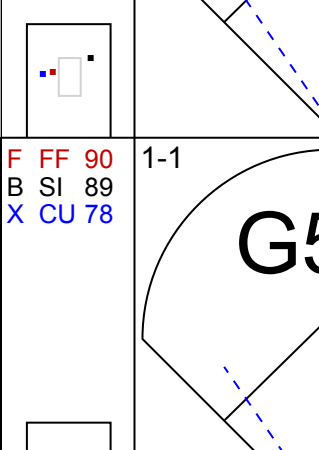
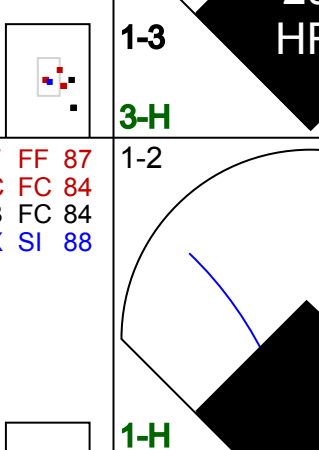
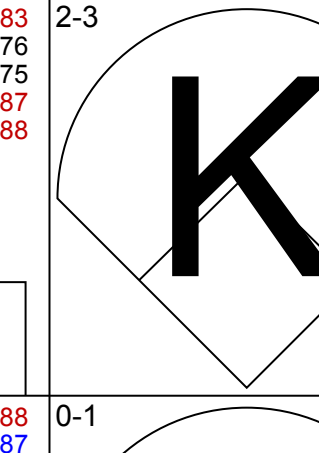

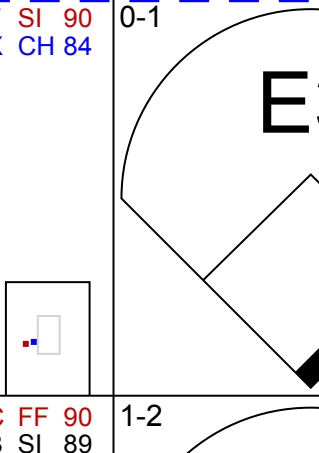
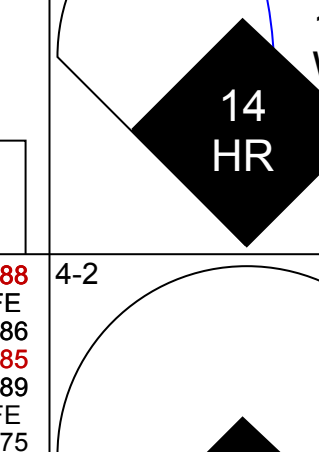
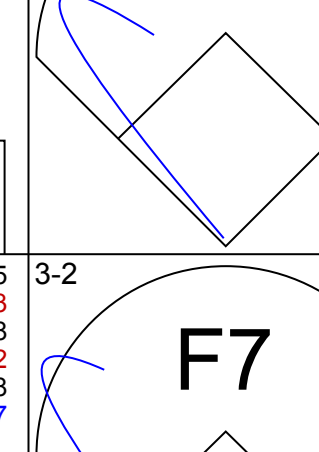
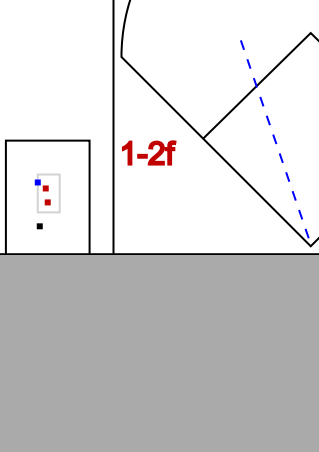
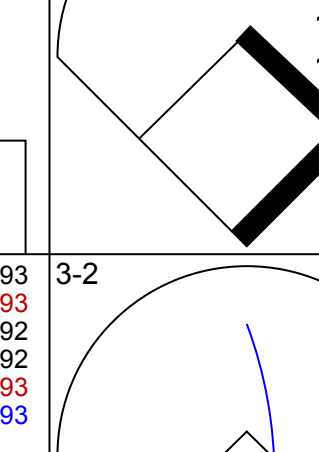
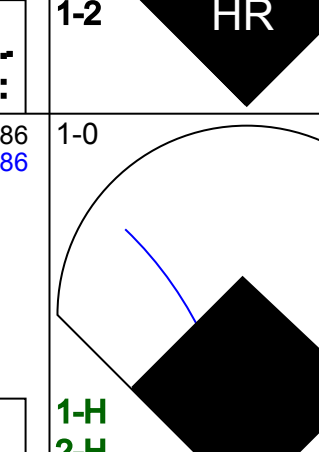
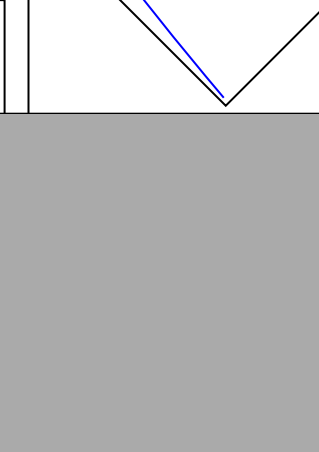
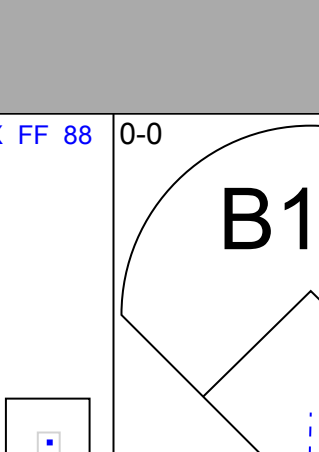
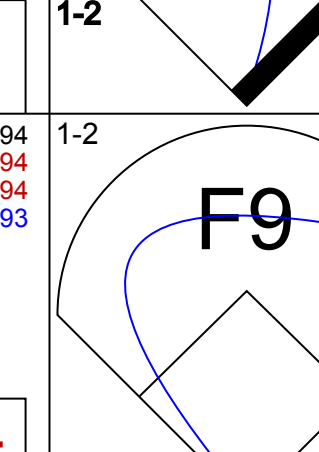
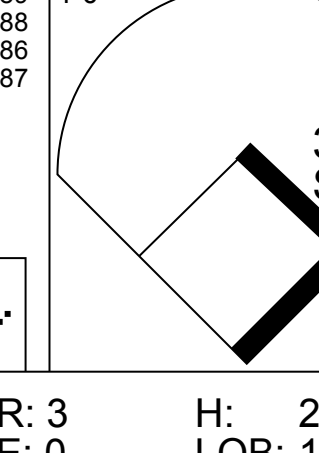

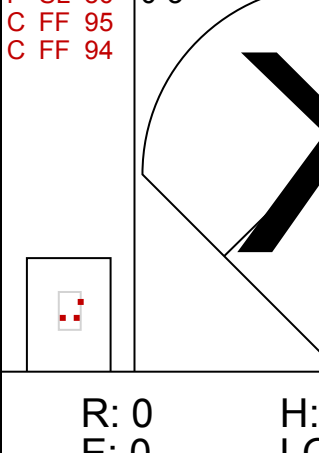
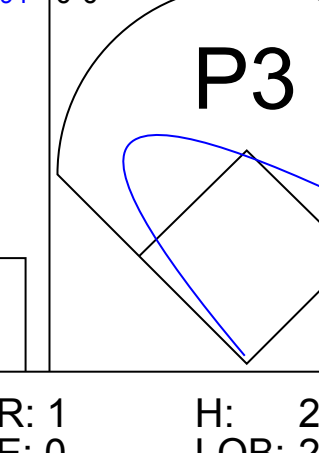
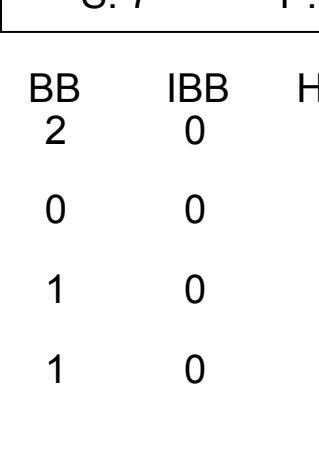
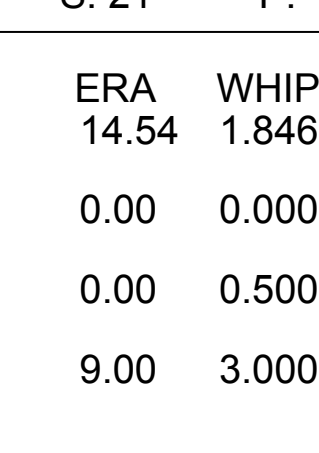






Batter	1	2	3	4	5	6	7	8	9	AB	R	H	RBI	BB	SO	LOB	TOP				
20 Rajai Davis, R OBP: 0.323, SLG: 0.411										4	0	0	0	0	2	1					
22 Jason Kipnis, L OBP: 0.341, SLG: 0.482 1 Michael Martinez, S OBP: 0.281, SLG: 0.329										3	0	0	0	0	1	0					
12 Francisco Lindor, S OBP: 0.397, SLG: 0.449										4	0	1	0	0	0	1					
26 Mike Napoli, R OBP: 0.342, SLG: 0.502 38 Chris Gimenez, R OBP: 0.262, SLG: 0.347										3	0	0	0	0	1	1					
41 Carlos Santana, S OBP: 0.341, SLG: 0.471										3	0	1	0	0	0	0					
11 José Ramírez, S OBP: 0.338, SLG: 0.453										3	0	0	0	0	0	1					
6 Brandon Guyer, R OBP: 0.361, SLG: 0.422										3	0	0	0	0	1	1					
8 Lonnie Chisenhall, L OBP: 0.341, SLG: 0.471 35 Abraham Almonte, S OBP: 0.287, SLG: 0.402										2	0	0	0	0	1	0					
55 Roberto Pérez, R OBP: 0.260, SLG: 0.182										2	0	0	0	1	2	0					
Inning Stats	R: 0 E: 0 K: 1 S: 9	H: 1 LOB: 1 BB: 0 P: 13	R: 0 E: 0 K: 0 S: 6	H: 0 LOB: 0 BB: 0 P: 7	R: 0 E: 0 K: 2 S: 7	H: 0 LOB: 0 BB: 0 P: 9	R: 0 E: 0 K: 2 S: 8	H: 0 LOB: 0 BB: 0 P: 13	R: 0 E: 0 K: 2 S: 10	H: 0 LOB: 0 BB: 0 P: 13	R: 0 E: 0 K: 0 S: 14	H: 0 LOB: 0 BB: 0 P: 17	R: 0 E: 0 K: 1 S: 12	H: 1 LOB: 1 BB: 1 P: 17	R: 0 E: 0 K: 0 S: 8	H: 0 LOB: 1 BB: 1 P: 15	1B: 2 2B: 0 3B: 0 HR: 0	SF: 0 SAC: 0 DP: 0 HBP: 0	WP: 1 PB: 1 CS: 0	PA: 30	
PITCHER	IP	WLS	BF	H	R	ER	SO	BB	IBB	HBP	BLK	WP	HR	S	P	ERA	WHIP				
35 Cole Hamels, L ERA: 2.67	(1, 1)	8.0	W	26	2	0	8	0	0	0	0	0	0	75	102	0.00	0.250				
43 Tony Barnett, R ERA: 2.21	(9, 1)	1.0		4	0	0	0	1	0	0	0	1	0	8	15	0.00	1.000				

Cleveland Indians @ Texas Rangers
Globe Life Park in Arlington, Arlington, TX
Thu Aug 25 2016, 8:09 PM - 10:43 PM EDT
Att: 23,768 - Clear - 92 F

AB 29
R 0
H 2
RBI 0
BB 1
SO 8
LOB 7



Batter	1	2	3	4	5	6	7	8	9	AB	R	H	RBI	BB	SO	LOB	BOTTOM				
30 Nomar Mazara, L OBP: 0.333, SLG: 0.425										4	1	1	0	1	3	3					
20 Ian Desmond, R OBP: 0.338, SLG: 0.471										4	1	1	1	0	1	1					
36 Carlos Beltrán, S OBP: 0.328, SLG: 0.510										4	1	0	1	0	0	2					
29 Adrián Beltré, R OBP: 0.342, SLG: 0.483										4	1	1	3	0	0	1					
12 Rougned Odor, L OBP: 0.294, SLG: 0.492										4	1	1	1	0	2	0					
25 Jonathan Lucroy, R OBP: 0.353, SLG: 0.504										3	1	1	0	1	0	1					
18 Mitch Moreland, L OBP: 0.321, SLG: 0.478										3	1	1	0	1	1	0					
14 Carlos Gómez, R OBP: 0.272, SLG: 0.331										4	1	1	3	0	1	2					
1 Elvis Andrus, R OBP: 0.353, SLG: 0.407										3	1	1	0	1	1	2					
Inning Stats	R: 0 E: 0 K: 1 S: 6	H: 0 LOB: 0 BB: 0 P: 7	R: 3 E: 0 K: 2 S: 13	H: 2 LOB: 1 BB: 2 P: 27	R: 0 E: 0 K: 1 S: 7	H: 0 LOB: 0 BB: 0 P: 9	R: 0 E: 0 K: 1 S: 11	H: 0 LOB: 0 BB: 0 P: 16	R: 5 E: 2 K: 0 S: 21	H: 4 LOB: 0 BB: 0 P: 28	R: 0 E: 0 K: 3 S: 10	H: 0 LOB: 0 BB: 0 P: 13	R: 0 E: 0 K: 0 S: 7	H: 0 LOB: 1 BB: 1 P: 12	R: 1 E: 0 K: 1 S: 14	H: 2 LOB: 2 BB: 1 P: 24	1B: 5 2B: 0 3B: 0 HR: 3	SF: 0 SAC: 0 DP: 1 HBP: 0	WP: 1 PB: 0 CS: 0	PA: 37	
PITCHER	IP	WLS	BF	H	R	ER	SO	BB	IBB	HBP	BLK	WP	HR	S	P	ERA	WHIP				
43 Josh Tomlin, R ERA: 4.7	(1, 1)	4.1	L	22	6	8	7	5	0	0	0	0	0	53	81	14.54	1.846				
61 Dan Otero, R ERA: 1.39	(5, 1)	0.2		2	0	0	0	0	0	0	0	0	0	5	6	0.00	0.000				
73 Mike Clevinger, R ERA: 5.45	(6, 1)	2.0		7	0	0	3	1	0	0	0	0	0	17	25	0.00	0.500				
34 Zach McAllister, R ERA: 4.31	(8, 1)	1.0		6	2	1	1	1	0	0	0	0	1	14	24	9.00	3.000				

Cleveland Indians @ Texas Rangers
Globe Life Park in Arlington, Arlington, TX
Thu Aug 25 2016, 8:09 PM - 10:43 PM EDT
Att: 23,768 - Clear - 92 F

AB 33
R 9
H 8
RBI 9
BB 4
SO 9
LOB 12



Batter	1	2	3	4	5	6	7	8	9	AB	R	H	RBI	BB	SO	LOB	TOP																					
41 Carlos Santana, S OBP: 0.345, SLG: 0.472	G3		BB		L8		G3			3	0	0	0	1	0	2																						
22 Jason Kipnis, L OBP: 0.341, SLG: 0.482	K2-3				P6					4	0	1	0	0	0	2																						
12 Francisco Lindor, S 1 Michael Martinez, S OBP: 0.353, SLG: 0.447 OBP: 0.281, SLG: 0.329										4	0	1	0	0	0	2																						
26 Mike Napoli, R OBP: 0.340, SLG: 0.498	F8									4	0	0	0	0	0	2																						
11 José Ramírez, S OBP: 0.362, SLG: 0.459										4	0	3	0	0	0	1																						
8 Lonnie Chisenhall, L OBP: 0.337, SLG: 0.465	F8									4	0	0	0	0	0	2																						
35 Abraham Almonte, S (1,7)	F7									4	0	1	0	0	0	2																						
72 Tyler Naquin, L OBP: 0.364, SLG: 0.569										3	0	0	0	0	1	2																						
55 Roberto Pérez, R OBP: 0.286, SLG: 0.221	G4-3									4	0	1	0	0	1	4																						
Inning Stats	R: 0 E: 0 K: 1 S: 8	H: 1 LOB: 1 BB: 0 P: 8	R: 0 E: 0 K: 0 S: 10	H: 1 LOB: 2 BB: 0 P: 16	R: 0 E: 0 K: 2 S: 14	H: 0 LOB: 0 BB: 1 P: 22	R: 0 E: 0 K: 2 S: 12	H: 1 LOB: 1 BB: 0 P: 18	R: 0 E: 0 K: 1 S: 12	H: 1 LOB: 1 BB: 0 P: 15	R: 0 E: 0 K: 2 S: 11	H: 1 LOB: 1 BB: 0 P: 20	R: 0 E: 0 K: 2 S: 12	H: 1 LOB: 1 BB: 0 P: 19	R: 0 E: 1 K: 0 S: 9	H: 0 LOB: 1 BB: 0 P: 12	1B: 5 2B: 1 3B: 2 HR: 0	SF: 0 SAC: 0 DP: 1 HBP: 1	WP: 0 PB: 0 SB: 0 CS: 1	PA: 36																		
PITCHER	IP	WLS	BF	H	R	ER	SO	BB	IBB	HBP	BLK	WP	HR	S	P	ERA	WHIP	PITCHER				IP	WLS	BF	H	R	ER	SO	BB	IBB	HBP	BLK	WP	HR	S	P	ERA	WHIP
64 A.J. Griffin, R ERA: 4.39	6.0	W	24	5	0	0	6	1	0	1	0	0	0	66	95	0.00	1.000					6.0																
43 Tony Barnett, R ERA: 2.17	1.0		4	1	0	0	2	0	0	0	0	0	0	11	20	0.00	1.000					1.0																
41 Jake Diekman, L ERA: 2.72	1.0		4	1	0	0	2	0	0	0	0	0	0	12	19	0.00	1.000					1.0																
51 Matt Bush, R ERA: 2.84	1.0		4	0	0	0	0	0	0	0	0	0	0	9	12	0.00	0.000					1.0																

Cleveland Indians @ Texas Rangers
Globe Life Park in Arlington, Arlington, TX
Sat Aug 27 2016, 8:08 PM - 11:04 PM EDT
Att. 44,944 - Clear - 89 F

AB 34
R 0
H 7
RBI 0
BB 1
SO 10
LOB 19



Batter	1	2	3	4	5	6	7	8	9	AB	R	H	RBI	BB	SO	LOB	BOTTOM																						
30 Nomar Mazara, L OBP: 0.333, SLG: 0.423	K				L8					5	0	1	0	0	2	2																							
20 Ian Desmond, R OBP: 0.337, SLG: 0.469										4	1	2	0	0	1	1																							
36 Carlos Beltrán, S OBP: 0.327, SLG: 0.506										4	1	2	0	0	0	1																							
29 Adrián Beltré, R OBP: 0.343, SLG: 0.486	FC5									4	1	0	0	0	2	4																							
12 Rougned Odor, L OBP: 0.295, SLG: 0.491	E3									4	2	1	1	0	2	4																							
14 Carlos Gómez, R OBP: 0.265, SLG: 0.322	K									4	0	0	0	0	3	4																							
18 Mitch Moreland, L OBP: 0.320, SLG: 0.481										3	2	1	4	1	1	0																							
1 Elvis Andrus, R OBP: 0.352, SLG: 0.408	F8									4	0	2	2	0	0	0																							
61 Robinson Chirinos, R OBP: 0.275, SLG: 0.427	G3									4	0	1	0	0	1	1																							
Inning Stats	R: 5 E: 1 K: 2 S: 19	H: 3 LOB: 0 BB: 0 P: 30	R: 0 E: 0 K: 1 S: 12	H: 1 LOB: 1 BB: 0 P: 19	R: 2 E: 0 K: 2 S: 14	H: 2 LOB: 1 BB: 1 P: 23	R: 0 E: 0 K: 3 S: 14	H: 2 LOB: 2 BB: 0 P: 21	R: 0 E: 0 K: 0 S: 14	H: 2 LOB: 2 BB: 0 P: 21	R: 0 E: 0 K: 1 S: 6	H: 0 LOB: 0 BB: 0 P: 7	R: 0 E: 0 K: 3 S: 11	H: 0 LOB: 0 BB: 0 P: 12	R: 0 E: 0 K: 0 S: 6	H: 0 LOB: 0 BB: 0 P: 10	1B: 7 2B: 2 3B: 0 HR: 1	SF: 0 SAC: 0 DP: 0 HBP: 0	WP: 1 PB: 0 SB: 0 CS: 0	PA: 37																			
PITCHER	IP	WLS	BF	H	R	ER	SO	BB	IBB	HBP	BLK	WP	HR	S	P	ERA	WHIP	PITCHER				IP	WLS	BF	H	R	ER	SO	BB	IBB	HBP	BLK	WP	HR	S	P	ERA	WHIP	
59 Carlos Carrasco, R ERA: 3.23	4.0	L	23	8	7	3	8	0	1	0	1	0	0	14	21	0.00	2.000					4.0																	
53 Jeff Manship, R ERA: 2.5	1.0		5	2	0	0	0	0	0	0	0	0	0	14	21	0.00	2.000					1.0																	
61 Dan Otero, R ERA: 1.35	1.0		3	0	0	0	1	0	0	0	0	0	0	6	7	0.00	0.000					1.0																	
24 Andrew Miller, L ERA: 1.42	1.0		3	0	0	0	3	0	0	0	0	0	0	11	12	0.00	0.000					1.0																	
38 Chris Gimenez, R ERA: 12.0	1.0		3	0	0	0	0	0	0	0	0	0	0	6	10	0.00	0.000					1.0																	

Cleveland Indians @ Texas Rangers
Globe Life Park in Arlington, Arlington, TX
Sat Aug 27 2016, 8:08 PM - 11:04 PM EDT
Att. 44,944 - Clear - 89 F

AB 36
R 7
H 10
RBI 7
BB 1
SO 12
LOB 17



Batter	1	2	3	4	5	6	7	8	9	AB	R	H	RBI	BB	SO	LOB	TOP										
20 Rajai Davis, R OBP: 0.317, SLG: 0.402	F7		G4-3			F8		G1-3		4	0	0	0	0	0	1	Cleveland Indians @ Texas Rangers Globe Life Park in Arlington, Arlington, TX Sun Aug 28 20:16, 3:08 PM - 5:50 PM EDT Att: 35,225 - Cloudy - 90 F										
22 Jason Kipnis, L OBP: 0.341, SLG: 0.480	K			K		1B		K		4	0	1	1	0	3	0											
12 Francisco Lindor, S OBP: 0.356, SLG: 0.449	1B			K		1B		1B		4	0	3	0	0	1	0											
26 Mike Napoli, R OBP: 0.337, SLG: 0.493	P4		G6-3			L7		K		4	0	0	0	0	1	4											
41 Carlos Santana, S OBP: 0.346, SLG: 0.470	K			G5-3				BB		2	0	0	0	2	1	0											
11 José Ramírez, S OBP: 0.381, SLG: 0.456	G6-3			F7		G6-4-3		BB		3	0	0	0	1	0	1											
6 Brandon Guyer, R 72 Tyler Naquin, L OBP: 0.383, SLG: 0.567	G5-3			HBP		1B		K		2	0	1	0	0	0	0											
35 Abraham Almonte, S OBP: 0.298, SLG: 0.417	G6-3			2-4		1B		F8		4	1	1	0	0	0	4											
38 Chris Gimenez, R 8 Lonnie Chisenhall, L 55 Roberto Pérez, R OBP: 0.286, SLG: 0.221	K			G1-3				F7		2	0	0	0	0	1	1											
Inning Stats	R: 0 H: 1 E: 0 K: 1 S: 13	H: 1 LOB: 1 BB: 0 P: 17	R: 0 H: 0 E: 0 K: 1 S: 5	H: 0 LOB: 0 BB: 0 P: 8	R: 0 H: 0 E: 0 K: 1 S: 10	H: 0 LOB: 0 BB: 0 P: 13	R: 0 H: 0 E: 0 K: 2 S: 10	H: 0 LOB: 1 BB: 0 P: 11	R: 0 H: 3 E: 0 K: 0 S: 14	H: 3 LOB: 2 BB: 0 P: 18	R: 0 H: 1 E: 0 K: 0 S: 8	H: 0 LOB: 0 BB: 1 P: 17	R: 0 H: 0 E: 0 K: 1 S: 9	H: 0 LOB: 0 BB: 0 P: 12	R: 0 H: 1 E: 0 K: 2 S: 9	H: 1 LOB: 3 BB: 2 P: 22		1B: 6 2B: 0 3B: 0 HR: 0	SF: 0 SAC: 0 DP: 1 HBP: 1	WP: 0 PB: 0 SB: 2 CS: 0	PA: 35						
PITCHER	IP	WLS	BF	H	R	ER	SO	BB	IBB	HBP	BLK	WP	HR	S	P	ERA	WHIP										
45 Derek Holland, L ERA: 4.68	6.0	W	23	4	1	1	5	0	0	1	0	0	0	62	84	1.50	0.667										
41 Jake Diekmann, L ERA: 2.56	1.0	H	4	1	0	0	0	1	0	0	0	0	0	8	17	0.00	2.000										
51 Matt Bush, R ERA: 2.78	1.0	H	3	0	0	0	1	0	0	0	0	0	0	9	12	0.00	0.000										
47 Sam Dyson, R ERA: 2.78	1.0	S	6	1	0	0	2	2	0	0	0	0	0	9	22	0.00	3.000										

Batter	1	2	3	4	5	6	7	8	9	AB	R	H	RBI	BB	SO	LOB	BOTTOM										
30 Nomar Mazara, L OBP: 0.333, SLG: 0.420	P5		K		G4-3			BB		3	0	0	0	1	1	1	Cleveland Indians @ Texas Rangers Globe Life Park in Arlington, Arlington, TX Sun Aug 28 20:16, 3:08 PM - 5:50 PM EDT Att: 35,225 - Cloudy - 90 F										
20 Ian Desmond, R OBP: 0.338, SLG: 0.469	G6-3		E9		1B		FC6-4			4	0	2	1	0	0	1											
19 Jurickson Profar, S OBP: 0.319, SLG: 0.365	K		G2-3		HBP		G4-3			3	0	0	0	0	1	1											
29 Adrian Beltré, R OBP: 0.344, SLG: 0.485	1B			BB	K		F9			3	1	1	0	1	1	2											
12 Rougned Odor, L OBP: 0.293, SLG: 0.487	K		K		K		G6-3			4	0	0	0	0	3	2											
25 Jonathan Lucroy, R OBP: 0.355, SLG: 0.504	K			1B	1B		G6-5-3			3	0	2	1	0	1	1											
18 Mitch Moreland, L OBP: 0.318, SLG: 0.477	K			K			G6-5-3			3	0	0	0	0	2	3											
14 Carlos Gómez, R OBP: 0.263, SLG: 0.319	K		FC4				F7			3	0	0	0	0	1	1											
1 Elvis Andrus, R OBP: 0.352, SLG: 0.406	BB			P5			G6-3			2	1	0	0	1	0	0											
Inning Stats	R: 0 H: 0 E: 0 K: 1 S: 7	H: 1 LOB: 0 BB: 0 P: 10	R: 0 H: 1 E: 0 K: 3 S: 12	H: 1 LOB: 1 BB: 0 P: 17	R: 1 H: 1 E: 1 K: 2 S: 13	H: 1 LOB: 1 BB: 1 P: 25	R: 1 H: 1 E: 0 K: 2 S: 15	H: 1 LOB: 1 BB: 1 P: 21	R: 0 H: 1 E: 0 K: 1 S: 9	H: 1 LOB: 0 BB: 0 P: 12	R: 0 H: 0 E: 0 K: 0 S: 7	H: 0 LOB: 1 BB: 1 P: 13	R: 0 H: 0 E: 0 K: 0 S: 9	H: 0 LOB: 0 BB: 0 P: 11	R: 0 H: 0 E: 0 K: 0 S: 9	H: 0 LOB: 0 BB: 0 P: 11		1B: 5 2B: 0 3B: 0 HR: 0	SF: 0 SAC: 0 DP: 1 HBP: 1	WP: 1 PB: 0 SB: 1 CS: 0	PA: 32						
PITCHER	IP	WLS	BF	H	R	ER	SO	BB	IBB	HBP	BLK	WP	HR	S	P	ERA	WHIP										
31 Danny Salazar, R ERA: 3.88	5.1	L	24	5	2	2	10	2	0	1	0	0	0	63	98	3.38	1.312										
61 Dan Otero, R ERA: 1.31	1.2		5	0	0	0	0	1	0	0	0	0	0	9	16	0.00	0.600										
73 Mike Clevinger, R ERA: 5.3	1.0		3	0	0	0	0	0	0	0	0	0	0	9	11	0.00	0.000										

AB	31
R	1
H	6
RBI	1
BB	3
SO	8
LOB	14



Batter	1	2	3	4	5	6	7	8	9	10	AB	R	H	RBI	BB	SO	LOB	TOP								
2 Brian Dozier, R OBP: 0.342, SLG: 0.535	(1,4) P3		4-1 BB		2-2 1B		2-3 K			2-1 L7	4	0	1	0	1	1	2	Minnesota Twins @ Cleveland Indians Progressive Field, Cleveland, OH Mon Aug 29 2016, 7:11 PM - 10:30 PM EDT Att: 11,327 - Clear - 78 F								
7 Joe Mauer, L OBP: 0.375, SLG: 0.402	(1,3) 2B		3-2 L9			3-2 G4-3		1-1 G4-3		4-2 BB	4	0	1	0	1	0	2									
24 Trevor Plouffe, R OBP: 0.301, SLG: 0.409	(1,10) K		1-3 K			2-1 26 FC6 1B		1-1 F9		1-0 BB	5	0	2	0	0	2	3									
22 Miguel Sanó, R OBP: 0.328, SLG: 0.459	(1,5) F9				2-1 G6-3			0-0 F9		4-2 BB	4	0	0	0	1	0	2									
26 Max Kepler, L OBP: 0.326, SLG: 0.465		2-3 K		0-2 G4-3				2-2 FC6		2-2 F8	5	0	0	0	0	2	4									
11 Jorge Polanco, S OBP: 0.329, SLG: 0.431		0-2 G4-3		2-1 2B				0-0 F8		2-1 F8	4	0	2	0	0	0	0									
20 Eddie Rosario, L OBP: 0.290, SLG: 0.420	(1,7) G4-3		1-1 G4-3		1-3 K			2-3 37 1B		0-0 F8	4	0	1	0	0	2	2									
37 Juan Centeno, L OBP: 0.301, SLG: 0.375			2-2 2' BB 1B		1-2 G4-3			1-1 1B		2-3 K2-3	4	0	2	0	0	1	1									
32 Logan Schafer, L			0-0 L8		0-0 G4-3			1-3 1B																		
36 Robbie Grossman, PH OBP: 0.384, SLG: 0.437																										
Inning Stats	R: 0 E: 0 K: 1 S: 8	H: 1 LOB: 1 BB: 0 P: 16	R: 0 E: 0 K: 1 S: 9	H: 0 LOB: 0 BB: 0 P: 12	R: 0 E: 0 K: 1 S: 12	H: 1 LOB: 2 BB: 1 P: 22	R: 0 E: 0 K: 0 S: 11	H: 1 LOB: 1 BB: 0 P: 16	R: 0 E: 0 K: 0 S: 9	H: 1 LOB: 1 BB: 0 P: 12	R: 0 E: 0 K: 3 S: 15	H: 2 LOB: 2 BB: 0 P: 20	R: 0 E: 0 K: 0 S: 5	H: 0 LOB: 0 BB: 0 P: 7	R: 0 E: 0 K: 2 S: 9	H: 1 LOB: 1 BB: 0 P: 14	R: 0 E: 0 K: 1 S: 17	H: 1 LOB: 3 BB: 2 P: 30	1B: 6 2B: 3 3B: 0 HR: 0	SF: 0 SAC: 0 DP: 0 HBP: 0	WP: 0 PB: 0 SB: 0 CS: 0	PA: 41				
PITCHER	IP WLS BF H R ER SO BB IBB HBP BLK WP HR S P ERA WHIP	PITCHER										IP WLS BF H R ER SO BB IBB HBP BLK WP HR S P ERA WHIP														
47 Trevor Bauer, R ERA: 3.73	6.0	23	5	0	0	4	BB: 1	IBB: 0	HBP: 0	BLK: 0	WP: 0	HR: 0	S: 61	P: 97	ERA: 0.00	WHIP: 1.000										
24 Andrew Miller, L ERA: 1.39	7.1	6	2	0	0	3	BB: 0	IBB: 0	HBP: 0	BLK: 0	WP: 0	HR: 0	S: 17	P: 23	ERA: 0.00	WHIP: 1.500										
27 Bryan Shaw, R ERA: 3.31	8.1	2	0	0	0	0	BB: 0	IBB: 0	HBP: 0	BLK: 0	WP: 0	HR: 3	S: 4	P: 4	ERA: 0.00	WHIP: 0.000										
37 Cody Allen, R ERA: 2.95	9.1	9	2	0	0	3	BB: 2	IBB: 0	HBP: 0	BLK: 0	WP: 0	HR: 0	S: 21	P: 37	ERA: 0.00	WHIP: 2.400										
34 Zach McAllister, R ERA: 4.17	10.1	1	0	0	0	0	BB: 0	IBB: 0	HBP: 0	BLK: 0	WP: 0	HR: 5	S: 7	P: 7	ERA: 0.00	WHIP: 0.000										

AB	38
R	0
H	9
RBI	0
BB	3
SO	10
LOB	19



Batter	1	2	3	4	5	6	7	8	9	10	AB	R	H	RBI	BB	SO	LOB	BOTTOM								
20 Rajai Davis, R OBP: 0.316, SLG: 0.399	(1,8) F7		1-0 P2			0-1 L8		0-1 FC4-6 1B		2-2 FC5 22 1B	5	0	1	0	0	0	2	Minnesota Twins @ Cleveland Indians Progressive Field, Cleveland, OH Mon Aug 29 2016, 7:11 PM - 10:30 PM EDT Att: 11,327 - Clear - 78 F								
22 Jason Kipnis, L OBP: 0.343, SLG: 0.480	(1,4) G4-3 BB		1-1 12 36-4-3 1B			0-1 L9		0-1 FC4-6 12 FC4-6		1-0 1B	4	0	2	1	1	0	1									
12 Francisco Lindor, S OBP: 0.355, SLG: 0.448	(1,6) G4-3		1-0 G6-4-3			1-1 26 BB 1B		0-0 FC4-6 26 1B		1-2 1B	4	0	1	0	0	0	3									
26 Mike Napoli, R OBP: 0.340, SLG: 0.493	(1,3) P3		4-2 BB			4-0 BB		1-1 SAFE 1B		1-3 1B	2	0	1	0	2	0	1									
41 Carlos Santana, S OBP: 0.344, SLG: 0.456		3-2 G6-3		2-0 P4		2-2 P3				0-1 L3	4	0	0	0	0	0	3									
11 José Ramírez, S OBP: 0.362, SLG: 0.458	(1,5) 6 CS BB		4-1 BB			0-1 G4-3				1-3 K	3	0	1	0	1	1	0									
6 Brandon Guyer, R OBP: 0.363, SLG: 0.415	(1,7) L9		1-2 K			0-2 E6		1-0 G1-3		0-0 G1-3	4	0	0	0	0	1	2									
35 Abraham Almonte, S OBP: 0.296, SLG: 0.412			0-3 K			1-1 P4		0-3 K		1-0 20 FC5 38 1B	4	0	1	0	0	2	2									
55 Roberto Pérez, R OBP: 0.280, SLG: 0.216	(1,2) F9		2-2 G4-3			2-3 K2-3				1-2 20 FC5 22 1B	2	0	0	0	0	0	1									
8 Lonnie Chisenhall, L OBP: 0.335, SLG: 0.463	(7,PH) K									1-2 1B	1	0	0	0	0	1	1									
38 Chris Gimenez, R OBP: 0.294, SLG: 0.347	(8,2) K										1	1	1	0	0	0	0									
Inning Stats	R: 0 E: 0 K: 7 S: 7	H: 0 LOB: 1 BB: 1 P: 18	R: 0 E: 0 K: 0 S: 9	H: 0 LOB: 0 BB: 1 P: 17	R: 0 E: 0 K: 1 S: 8	H: 0 LOB: 0 BB: 0 P: 11	R: 0 E: 0 K: 0 S: 6	H: 1 LOB: 1 BB: 1 P: 14	R: 0 E: 0 K: 1 S: 10	H: 1 LOB: 1 BB: 0 P: 12	R: 0 E: 1 K: 2 S: 10	H: 0 LOB: 1 BB: 0 P: 13	R: 0 E: 0 K: 0 S: 7	H: 2 LOB: 2 BB: 0 P: 8	R: 0 E: 0 K: 1 S: 6	H: 0 LOB: 0 BB: 0 P: 7	R: 1 E: 0 K: 0 S: 13	H: 3 LOB: 2 BB: 0 P: 18	1B: 7 2B: 1 3B: 0 HR: 0	SF: 0 SAC: 0 DP: 1 HBP: 0	WP: 0 PB: 0 SB: 0 CS: 1	PA: 38				
PITCHER	IP WLS BF H R ER SO BB IBB HBP BLK WP HR S P ERA WHIP	PITCHER										IP WLS BF H R ER SO BB IBB HBP BLK WP HR S P ERA WHIP														
66 Héctor Santiago, L ERA: 4.93	6.1	5	1	0	0	2	BB: 0	IBB: 0	HBP: 0	BLK: 0	WP: 0	HR: 0	S: 53	P: 93	ERA: 0.00	WHIP: 1.105										
57 Ryan Pressly, R ERA: 3.65	7.1	1	0	0	0	2	BB: 0	IBB: 0	HBP: 0	BLK: 0	WP: 0	HR: 11	S: 13	P: 13	ERA: 0.00	WHIP: 0.750										
27 Brandon Kintzler, R ERA: 1.87	8.1	8	4	1	1	1	BB: 0	IBB: 0	HBP: 0	BLK: 0	WP: 0	HR: 21	S: 28	P: 28	ERA: 5.40	WHIP: 2.400										

AB	34
R	1
H	8
RBI	1
BB	4
SO	5
LOB	16



Batter	1	2	3	4	5	6	7	8	9	AB R H RBI BB SO LOB	TOP											
2 Brian Dozier, R OBP: 0.343, SLG: 0.543										4 1 1 2 1 2 2	Minnesota Twins @ Cleveland Indians Progressive Field, Cleveland, OH Wed Aug 31 2016, 7:13 PM - 9:56 PM EDT Att: 11,811 - Overcast - 75 F											
7 Joe Mauer, L OBP: 0.375, SLG: 0.405										4 0 1 0 0 1 1												
24 Trevor Plouffe, R OBP: 0.298, SLG: 0.403										4 0 0 0 0 1 1												
22 Miguel Sanó, R OBP: 0.324, SLG: 0.452										4 0 0 0 0 3 0												
20 Eddie Rosario, L OBP: 0.292, SLG: 0.418										4 1 1 0 0 2 0												
11 Jorge Polanco, S OBP: 0.340, SLG: 0.447										4 0 3 0 0 0 0												
26 Max Kepler, L OBP: 0.325, SLG: 0.467										3 1 1 1 1 1 3												
37 Juan Centeno, L OBP: 0.295, SLG: 0.367										3 0 0 0 0 2 2												
5 Eduardo Escobar, S (9, PH) OBP: 0.340, SLG: 0.384										1 0 0 0 0 0 2												
32 Logan Schafer, L OBP: 0.400, SLG: 0.333										3 1 1 0 1 1 0												
Inning Stats	R: 0 E: 0 K: 2 S: 7	H: 0 LOB: 0 BB: 0 P: 10	R: 0 E: 0 K: 2 S: 7	H: 0 LOB: 0 BB: 0 P: 10	R: 1 E: 0 K: 0 S: 9	H: 1 LOB: 1 BB: 1 P: 18	R: 0 E: 0 K: 0 S: 7	H: 0 LOB: 0 BB: 0 P: 10	R: 0 E: 0 K: 1 S: 6	H: 1 LOB: 0 BB: 0 P: 10	R: 0 E: 0 K: 1 S: 8	H: 1 LOB: 1 BB: 0 P: 11	R: 0 E: 0 K: 3 S: 15	H: 1 LOB: 2 BB: 1 P: 24	R: 2 E: 0 K: 2 S: 13	H: 2 LOB: 0 BB: 0 P: 16	R: 1 E: 0 K: 2 S: 17	H: 2 LOB: 2 BB: 1 P: 27	1B: 4 2B: 3 3B: 0 HR: 2	SF: 0 SAC: 0 DP: 1 HBP: 0	WP: 1 PB: 0 SB: 0 CS: 0	PA: 37
PITCHER	IP WLS BF H R ER SO BB IBB HBP BLK WP HR S P ERA WHIP											IP WLS BF H R ER SO BB IBB HBP BLK WP HR S P ERA WHIP										
28 Corey Kluber, R ERA: 3.09	8.0 W 31 6 3 3 11 2 0 0 0 0 2 72 109 3.38 1.000																					
66 Percy Garner, R ERA: 13.5	0.2 5 2 1 1 1 1 0 0 0 0 0 14 22 13.50 4.500																					
27 Bryan Shaw, R ERA: 3.21	0.1 S 1 0 0 0 1 0 0 0 0 0 1 0 3 5 0.00 0.000																					

AB 34
R 4
H 8
RBI 3
BB 3
SO 13
LOB 11



Batter	1	2	3	4	5	6	7	8	9	AB R H RBI BB SO LOB	BOTTOM											
20 Rajai Davis, R OBP: 0.320, SLG: 0.414										5 1 2 0 0 0 3	Minnesota Twins @ Cleveland Indians Progressive Field, Cleveland, OH Wed Aug 31 2016, 7:13 PM - 9:56 PM EDT Att: 11,811 - Overcast - 75 F											
22 Jason Kipnis, L OBP: 0.342, SLG: 0.481										3 1 0 1 1 1 1												
1 Michael Martínez, S OBP: 0.281, SLG: 0.329										0 0 0 0 0 0 0												
12 Francisco Lindor, S OBP: 0.397, SLG: 0.453										5 1 2 0 0 0 0												
26 Mike Napoli, R OBP: 0.345, SLG: 0.494										3 2 2 0 1 0 0												
41 Carlos Santana, S OBP: 0.346, SLG: 0.471										4 2 2 2 0 0 3												
11 José Ramírez, S OBP: 0.382, SLG: 0.457										3 0 2 2 1 1 0												
6 Brandon Guyer, R OBP: 0.362, SLG: 0.408										2 0 0 0 0 0 3												
8 Lonnie Chisenhall, L OBP: 0.333, SLG: 0.461										1 0 0 1 0 0 0												
35 Abraham Almonte, S OBP: 0.301, SLG: 0.421										3 0 1 1 1 0 1												
55 Roberto Pérez, R OBP: 0.288, SLG: 0.253										3 1 1 1 1 1 2												
Inning Stats	R: 0 E: 0 K: 0 S: 4	H: 1 LOB: 0 BB: 0 P: 6	R: 1 E: 0 K: 0 S: 13	H: 3 LOB: 2 BB: 0 P: 18	R: 0 E: 0 K: 0 S: 7	H: 0 LOB: 0 BB: 0 P: 8	R: 1 E: 0 K: 0 S: 7	H: 1 LOB: 1 BB: 1 P: 13	R: 5 E: 0 K: 0 S: 21	H: 4 LOB: 3 BB: 4 P: 42	R: 0 E: 0 K: 1 S: 7	H: 2 LOB: 1 BB: 0 P: 14	R: 0 E: 0 K: 1 S: 8	H: 0 LOB: 0 BB: 0 P: 12	R: 1 E: 0 K: 1 S: 15	H: 1 LOB: 0 BB: 0 P: 20	1B: 7 2B: 3 3B: 0 HR: 2	SF: 2 SAC: 0 DP: 2 HBP: 0	WP: 0 PB: 0 SB: 1 CS: 0	PA: 39		
PITCHER	IP WLS BF H R ER SO BB IBB HBP BLK WP HR S P ERA WHIP											IP WLS BF H R ER SO BB IBB HBP BLK WP HR S P ERA WHIP										
64 Pat Dean, L ERA: 6.75	4.1 L 22 7 2 1 1 0 2 0 0 0 0 0 2 40 64 12.46 2.308																					
60 JT Chargois, R ERA: 6.97	0.2 6 2 1 1 0 2 0 0 0 0 0 0 12 23 13.50 6.000																					
61 Ryan O'Rourke, L ERA: 3.24	3.0 11 3 1 1 3 0 0 0 0 0 0 0 30 46 3.00 1.000																					


AB 32
R 8
H 12
RBI 8
BB 5
SO 3
LOB 13




Batter	1	2	3	4	5	6	7	8	9	AB	R	H	RBI	BB	SO	LOB	TOP					
9 Dee Strange-Gordon, L OBP: 0.301, SLG: 0.313	G6-3		G3				FC6			3	0	0	0	1	0	1	Miami Marlins @ Cleveland Indians Progressive Field, Cleveland, OH Fri Sep 02 2016, 7:14 PM - 10:00 PM EDT Att: 24,415 - Clear - 71 F					
51 Ichiro Suzuki, L OBP: 0.358, SLG: 0.358	L8			K	FC4-6	FC4-6		G4-3		4	0	0	0	0	1	2						
14 Martin Prado, R OBP: 0.373, SLG: 0.432	G4-3									4	1	2	0	0	1	0						
21 Christian Yelich, L OBP: 0.383, SLG: 0.495			K		K			G4-3		4	0	0	0	0	3	2						
11 J.T. Realmuto, R OBP: 0.354, SLG: 0.431			K							4	1	3	2	0	1	0						
5 Jeff Francoeur, R OBP: 0.299, SLG: 0.389					FC6					4	0	1	0	0	2	3						
53 Xavier Scruggs, R OBP: 0.326, SLG: 0.405										4	0	0	0	0	3	1						
68 Destin Hood, R OBP: 0.500, SLG: 0.750				K						4	0	2	0	0	2	0						
3 Adeiny Hechavarria, R OBP: 0.291, SLG: 0.320			G1-3							4	0	0	0	0	0	2						
Inning Stats	R: 0 E: 0 K: 0 S: 10	H: 0 LOB: 0 BB: 0 P: 13	R: 0 E: 0 K: 3 S: 15	H: 1 LOB: 1 BB: 0 P: 20	R: 0 E: 0 K: 1 S: 6	H: 0 LOB: 0 BB: 0 P: 9	R: 0 E: 0 K: 2 S: 13	H: 2 LOB: 2 BB: 0 P: 18	R: 0 E: 0 K: 1 S: 8	H: 1 LOB: 2 BB: 1 P: 14	R: 0 E: 0 K: 3 S: 11	H: 1 LOB: 1 BB: 0 P: 15	R: 0 E: 0 K: 1 S: 8	H: 1 LOB: 1 BB: 0 P: 10	R: 2 E: 0 K: 1 S: 15	H: 2 LOB: 0 BB: 0 P: 20	R: 0 E: 0 K: 1 S: 10	H: 0 LOB: 0 BB: 0 P: 16	1B: 5 2B: 2 3B: 0 HR: 1	SF: 0 SAC: 0 DP: 0 HBP: 0	WP: 0 PB: 0 SB: 0 CS: 0	PA: 36
PITCHER	IP	WLS	BF	H	R	ER	SO	BB	IBB	HBP	BLK	WP	HR	S	P	ERA	WHIP					
59 Carlos Carrasco, R ERA: 3.06	(1, 1)	7.1	W	29	6	0	0	11	1	0	0	0	0	76	108	0.00	0.955					
53 Jeff Manship, R ERA: 3.25	(8, 1)	0.2		4	2	2	2	1	0	0	0	0	0	1	10	13	27.00	3.000				
37 Cody Allen, R ERA: 2.89	(9, 1)	1.0		3	0	0	0	1	0	0	0	0	0	10	16	0.00	0.000					

Batter	1	2	3	4	5	6	7	8	9	AB	R	H	RBI	BB	SO	LOB	BOTTOM					
41 Carlos Santana, S OBP: 0.348, SLG: 0.470		SF9				P4				1	1	0	1	3	0	0	Miami Marlins @ Cleveland Indians Progressive Field, Cleveland, OH Fri Sep 02 2016, 7:14 PM - 10:00 PM EDT Att: 24,415 - Clear - 71 F					
22 Jason Kipnis, L OBP: 0.345, SLG: 0.479					G4-3	G4-3				2	1	0	0	3	0	1						
12 Francisco Lindor, S OBP: 0.397, SLG: 0.453										5	1	2	0	0	1	4						
26 Mike Napoli, R OBP: 0.344, SLG: 0.490										3	0	0	1	1	1	2						
11 José Ramírez, S OBP: 0.361, SLG: 0.458			L7							4	1	1	1	0	0	2						
8 Lonnie Chisenhall, L OBP: 0.332, SLG: 0.457										3	1	0	1	1	2	1						
35 Abraham Almonte, S OBP: 0.307, SLG: 0.438										4	0	2	2	0	0	1						
72 Tyler Naquin, L OBP: 0.365, SLG: 0.570										4	1	2	0	0	2	2						
55 Roberto Pérez, R OBP: 0.281, SLG: 0.245										3	0	0	0	0	1	2						
Inning Stats	R: 3 E: 0 K: 0 S: 18	H: 1 LOB: 1 BB: 3 P: 35	R: 1 E: 0 K: 0 S: 10	H: 2 LOB: 2 BB: 1 P: 21	R: 0 E: 0 K: 2 S: 12	H: 1 LOB: 1 BB: 0 P: 13	R: 0 E: 0 K: 1 S: 6	H: 0 LOB: 1 BB: 1 P: 15	R: 2 E: 0 K: 3 S: 13	H: 2 LOB: 1 BB: 1 P: 24	R: 0 E: 0 K: 0 S: 4	H: 0 LOB: 0 BB: 0 P: 7	R: 0 E: 0 K: 1 S: 10	H: 0 LOB: 0 BB: 0 P: 14	R: 0 E: 0 K: 0 S: 10	H: 1 LOB: 3 BB: 2 P: 21	1B: 3 2B: 4 3B: 0 HR: 0	SF: 1 SAC: 1 DP: 0 HBP: 0	WP: 1 PB: 0 SB: 0 CS: 0	PA: 39		
PITCHER	IP	WLS	BF	H	R	ER	SO	BB	IBB	HBP	BLK	WP	HR	S	P	ERA	WHIP					
48 Andrew Cashner, R ERA: 5.0	(1, 1)	5.0	L	27	6	6	6	6	6	0	0	0	0	0	59	108	10.80	2.400				
65 Austin Brice, R ERA	(6, 1)	2.0		6	0	0	0	1	0	0	0	0	0	14	21	0.00	0.000					
55 Nef Ogando, R ERA: 4.91	(8, 1)	1.0		6	1	0	0	0	2	0	0	0	0	10	21	0.00	3.000					

AB 35
R 2
H 8
RBI 2
BB 1
SO 13
LOB 11



AB 29
R 6
H 7
RBI 6
BB 8
SO 7
LOB 15



Batter	1	2	3	4	5	6	7	8	9	AB	R	H	RBI	BB	SO	LOB	TOP
9 Dee Strange-Gordon, L OBP: 0.296, SLG: 0.307										4	0	0	0	0	2	0	
51 Ichiro Suzuki, L OBP: 0.363, SLG: 0.361										3	1	2	0	1	0	0	
14 Martin Prado, R OBP: 0.372, SLG: 0.429										3	1	0	0	1	0	2	
21 Christian Yelich, L OBP: 0.384, SLG: 0.496										3	1	1	2	1	0	1	
11 J.T. Realmuto, R OBP: 0.353, SLG: 0.430										4	0	1	0	0	0	1	
32 Derek Dietrich, L OBP: 0.366, SLG: 0.400										2	0	0	1	0	0	0	
68 Destin Hood, R OBP: 0.286, SLG: 0.429										3	0	0	0	0	1	1	
6 Jeff Mathis, R OBP: 0.275, SLG: 0.353										3	0	0	0	0	0	0	
3 Adeiny Hechavarria, R OBP: 0.289, SLG: 0.318										3	0	0	0	0	1	0	
Inning Stats	R: 3 H: 3 E: 0 K: 1 S: 15	WLS: 3 BF: 30 LOB: 1 P: 22	R: 0 H: 0 E: 0 K: 0 S: 6	R: 0 H: 0 E: 0 K: 0 S: 6	R: 0 H: 0 E: 0 K: 1 S: 5	R: 0 H: 0 E: 0 K: 1 S: 7	R: 0 H: 0 E: 0 K: 1 S: 8	R: 0 H: 0 E: 0 K: 0 S: 9	R: 0 H: 0 E: 0 K: 1 S: 8	R: 0 H: 1 E: 0 K: 0 S: 7	1B: 3 2B: 1 3B: 0 HR: 0	SF: 1 SAC: 0 DP: 1 HBP: 0	WP: 0 PB: 0 SB: 0 CS: 1	PA: 33			
PITCHER	IP: 8.1 WLS: 3 BF: 30 LOB: 1 P: 22	ERA: 3.7	IP: 0 WLS: 0 BF: 0 LOB: 0 P: 6	IP: 0 WLS: 0 BF: 0 LOB: 0 P: 14	IP: 0 WLS: 0 BF: 0 LOB: 0 P: 9	IP: 0 WLS: 0 BF: 0 LOB: 0 P: 11	IP: 0 WLS: 0 BF: 0 LOB: 0 P: 10	IP: 0 WLS: 0 BF: 0 LOB: 0 P: 14	IP: 0 WLS: 0 BF: 0 LOB: 0 P: 11	ERA: 0.00	WHIP: 0.000						
47 Trevor Bauer, R ERA: 3.7	(1, 1)																
24 Andrew Miller, L ERA: 1.34	(9, 1)																

Miami Marlins @ Cleveland Indians
Progressive Field, Cleveland, OH
Sat Sep 03 2016, 7:12 PM - 9:48 PM EDT
Att: 27,483 - Clear - 72 F

AB 28
R 3
H 4
RBI 3
BB 3
SO 4
LOB 5

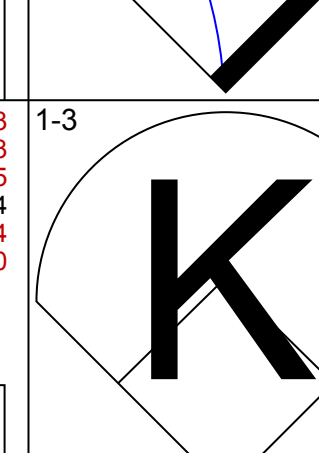
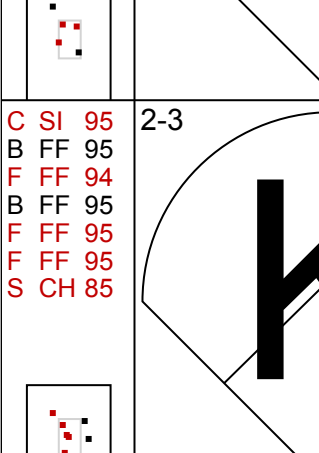
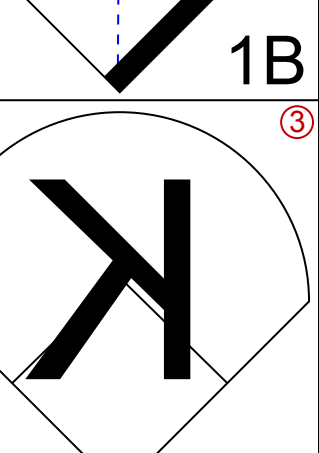
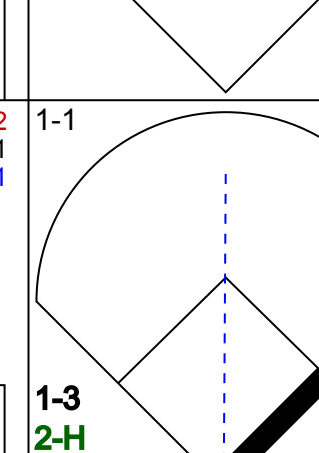
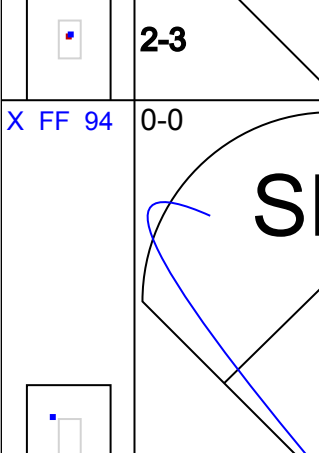
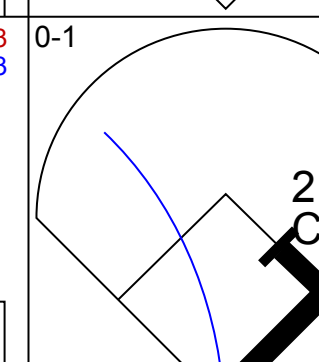
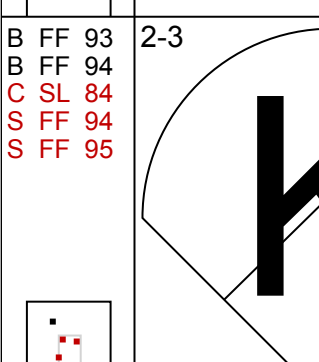
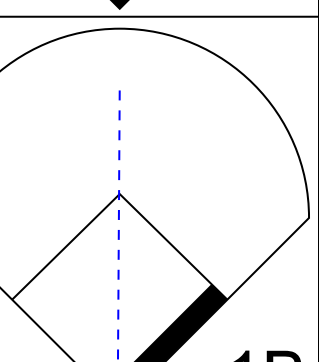
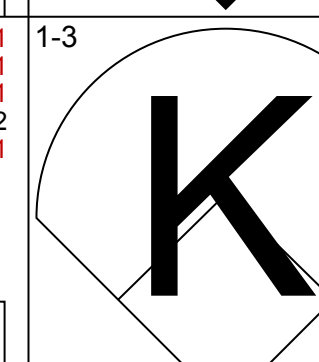
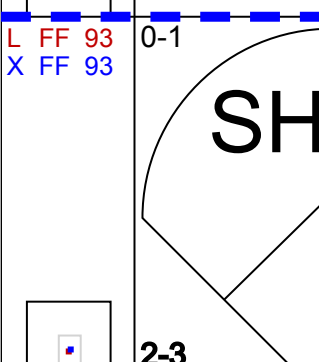
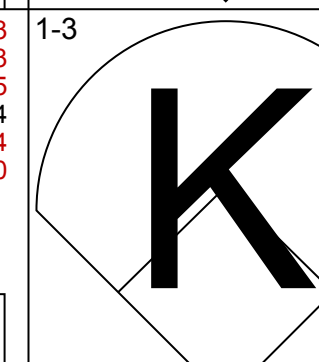
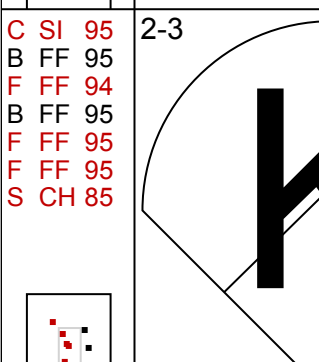
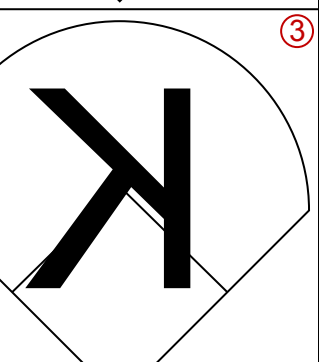
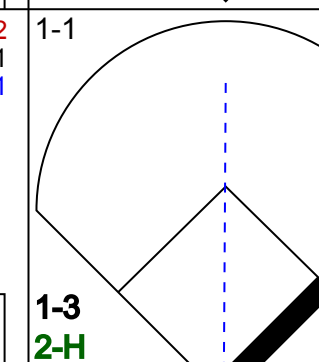
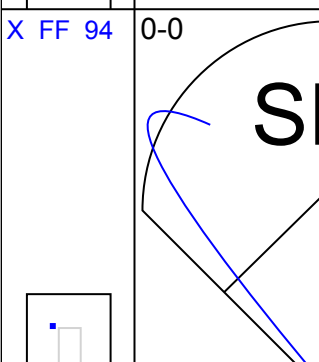
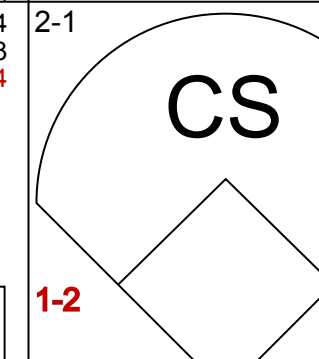
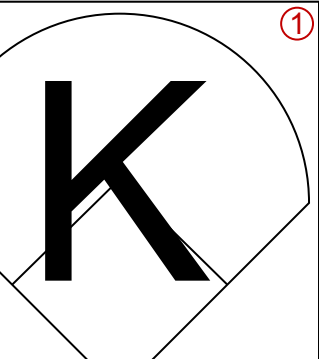

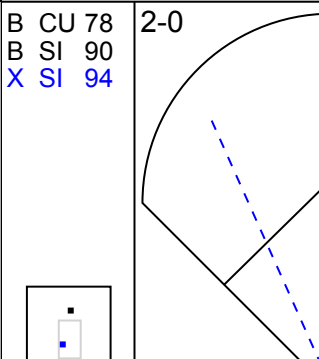
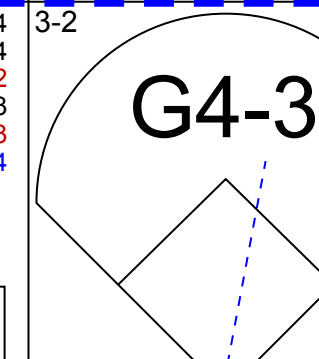
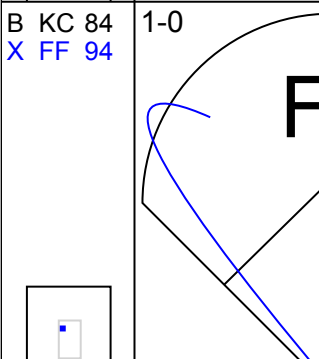

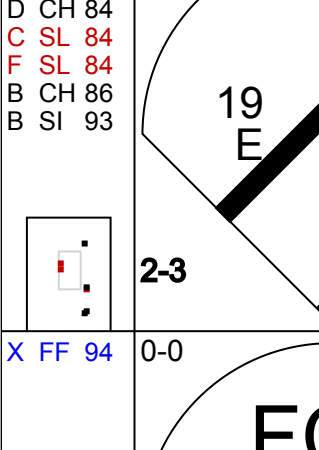
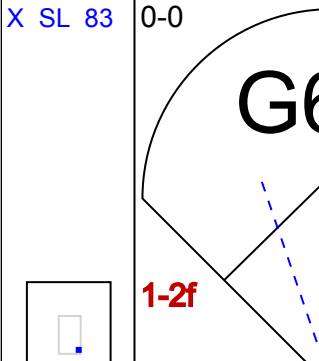
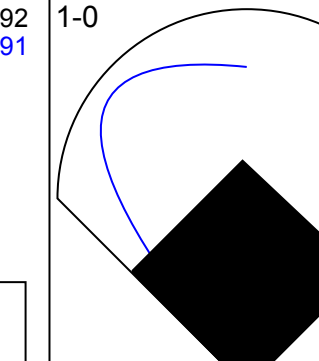
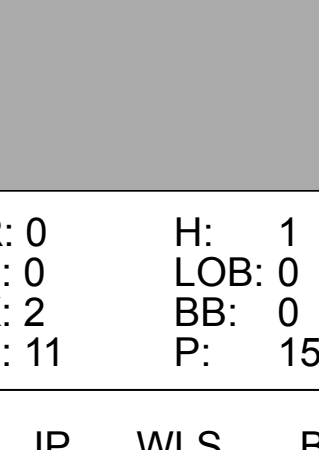
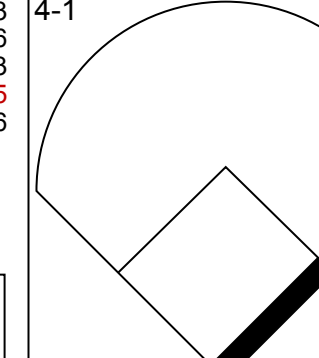
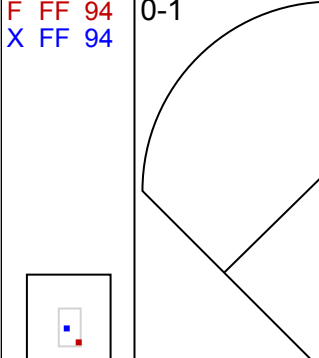
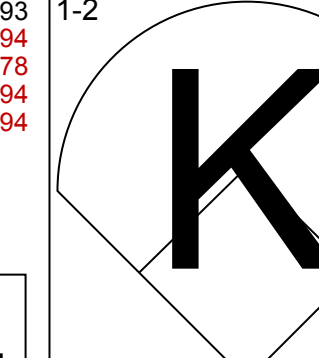


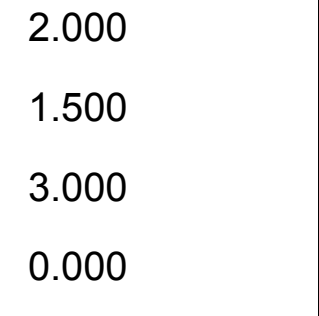
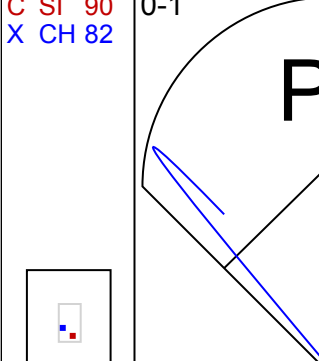
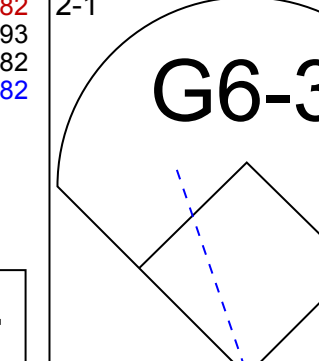
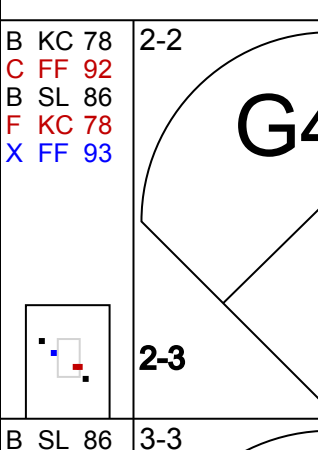


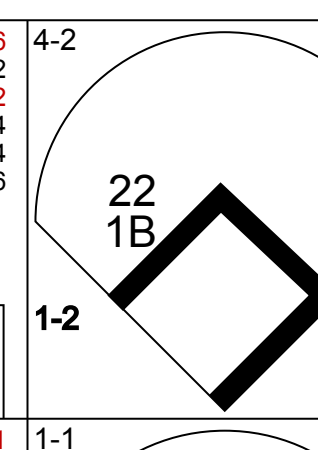
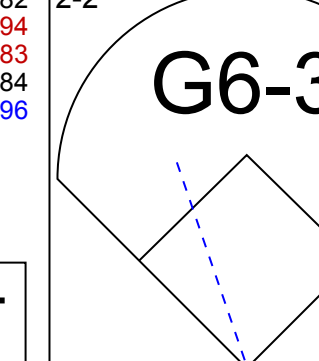
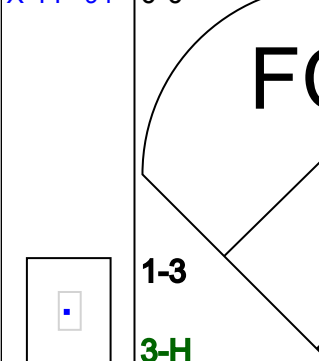
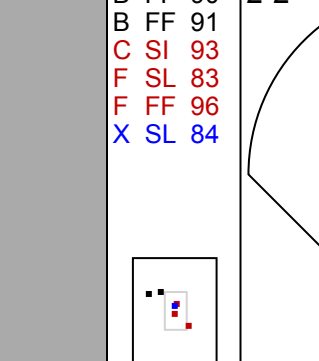
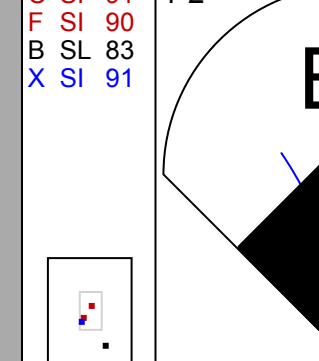
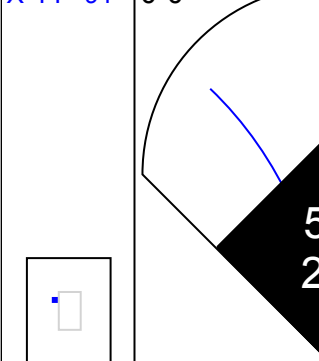
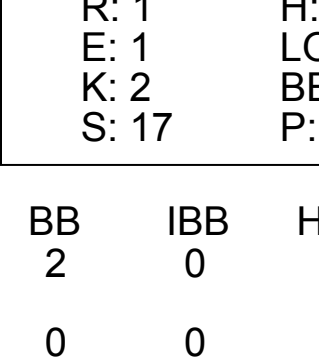
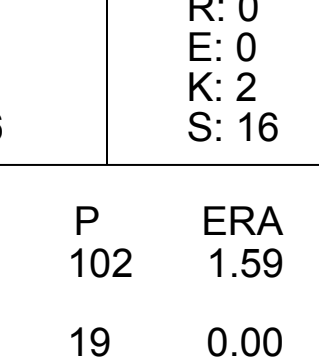


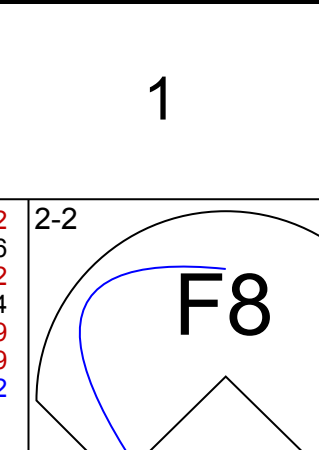
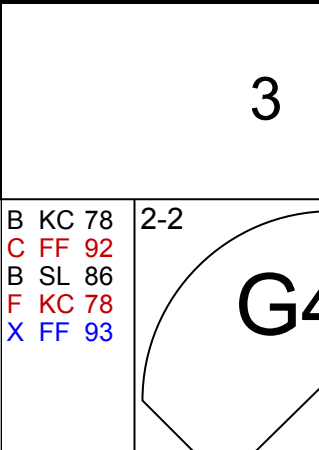
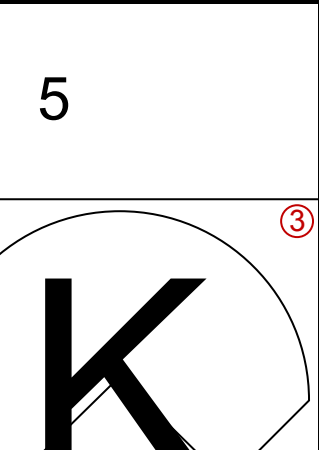
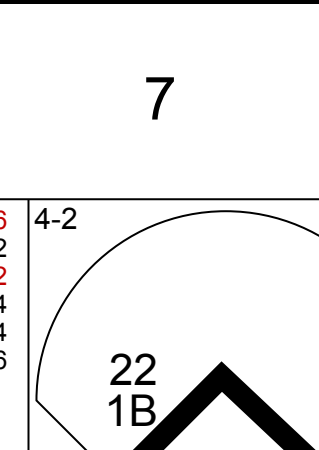
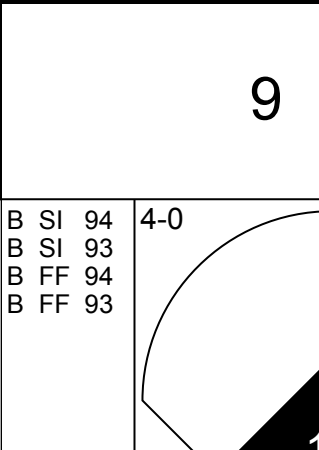
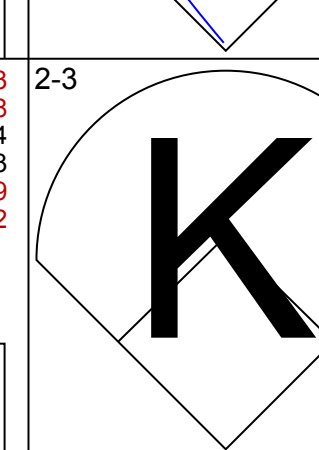
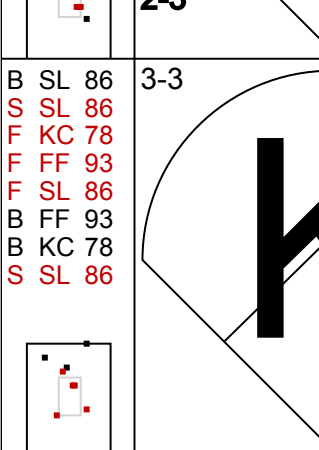
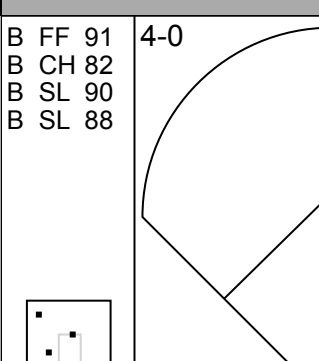
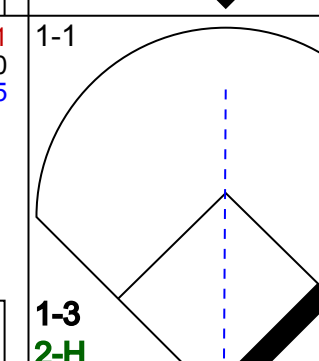
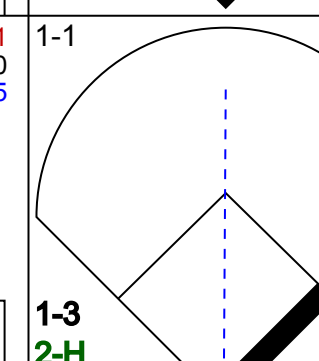
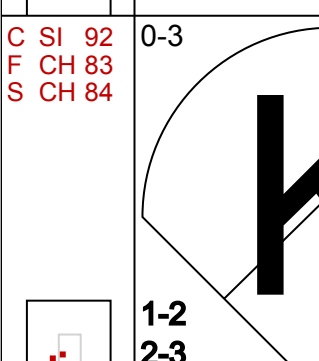
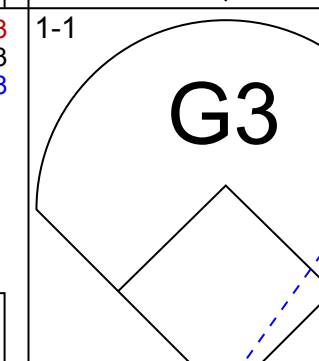
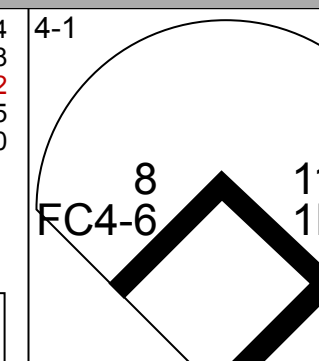
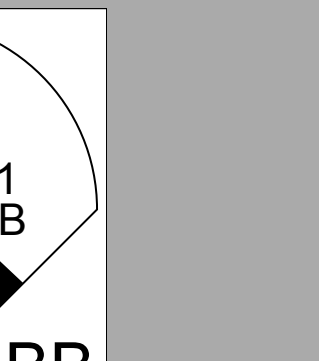
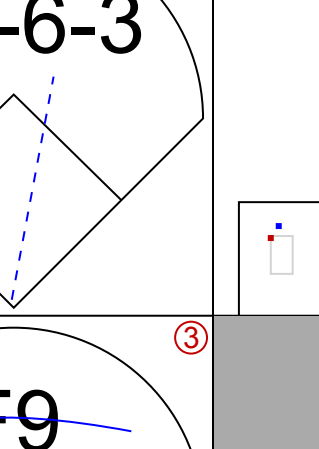
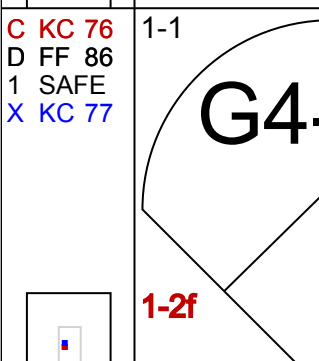
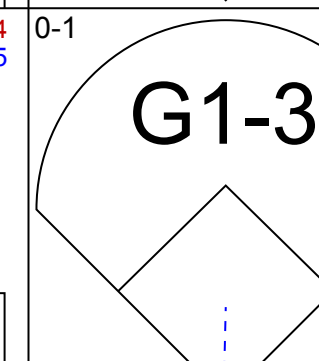
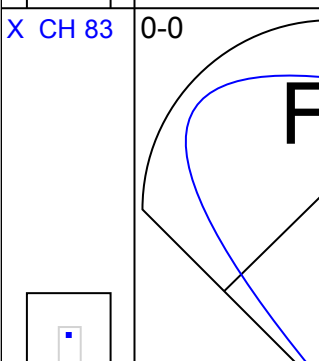


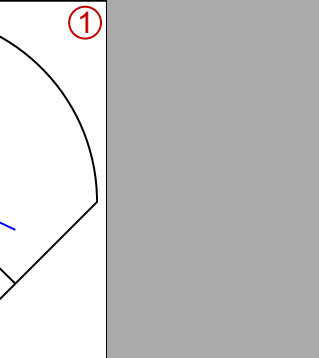
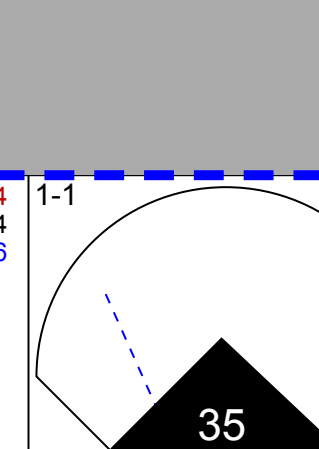
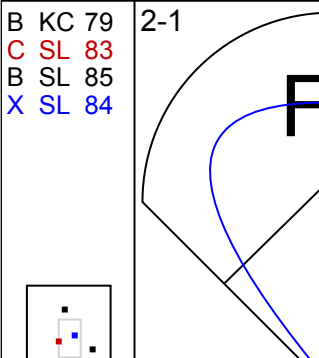
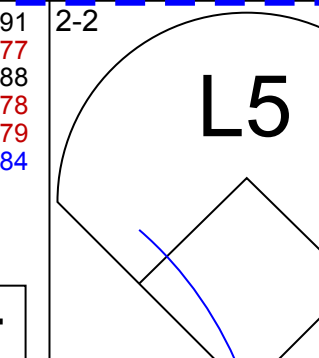
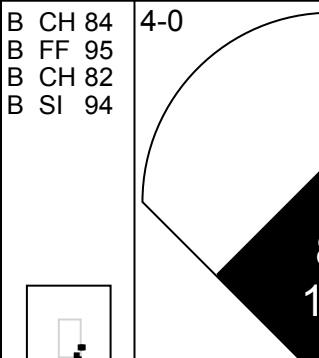

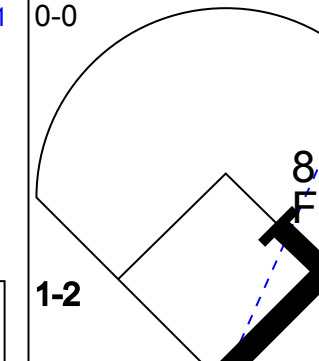
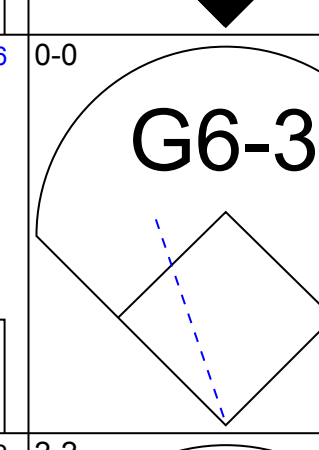
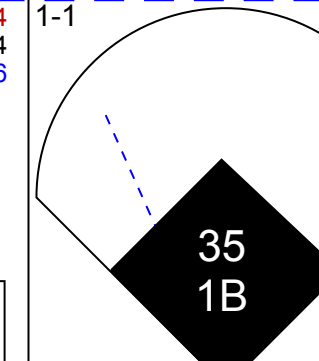
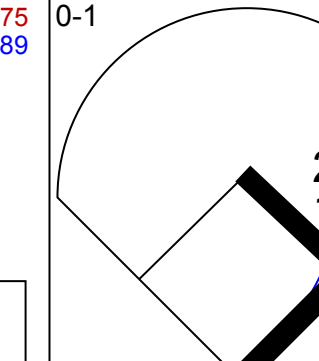
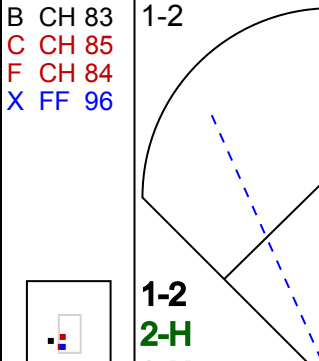

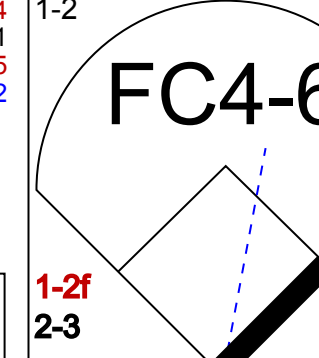
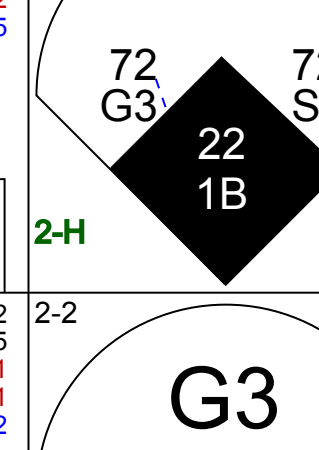
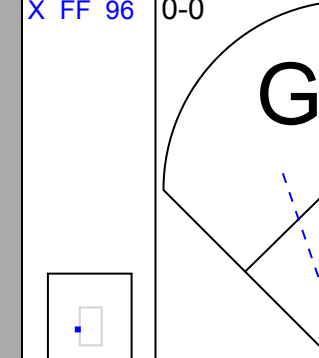
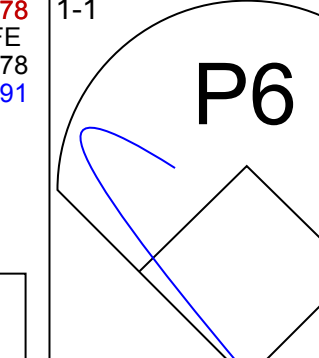
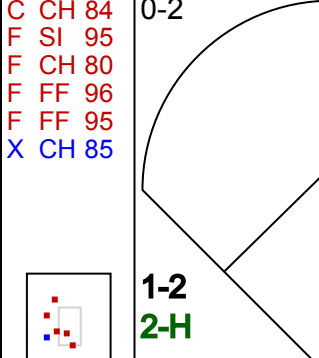

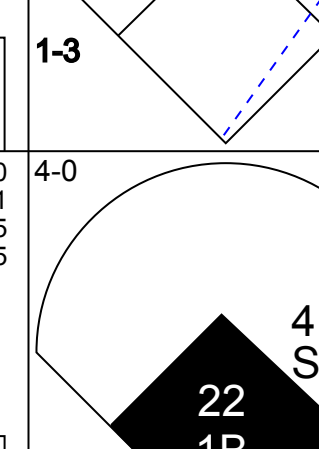
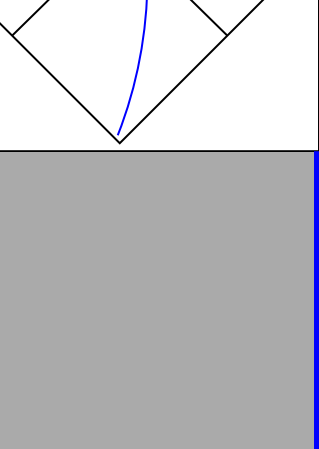
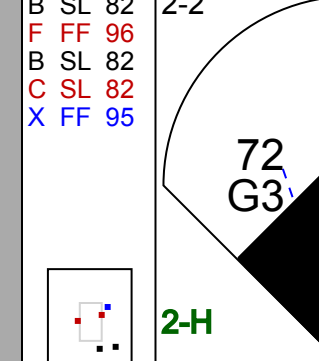
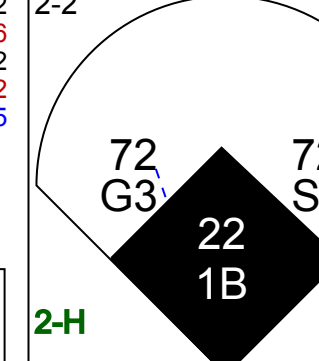
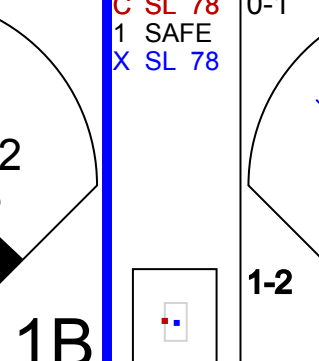

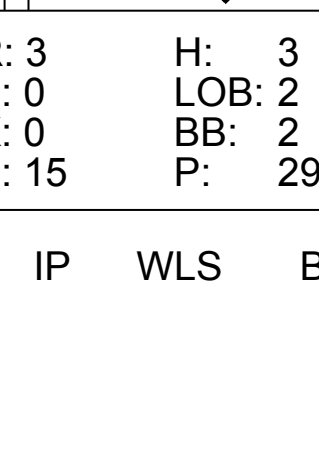
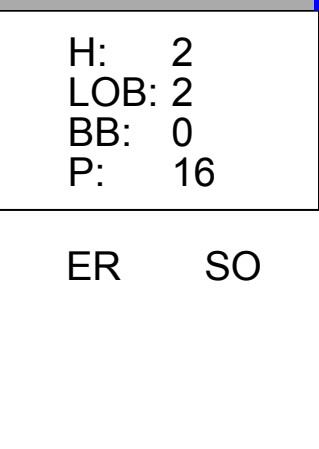

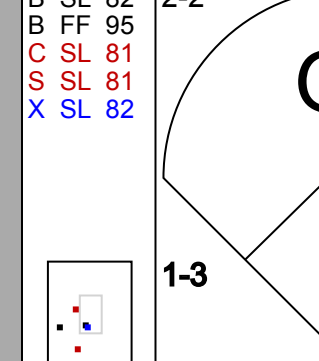



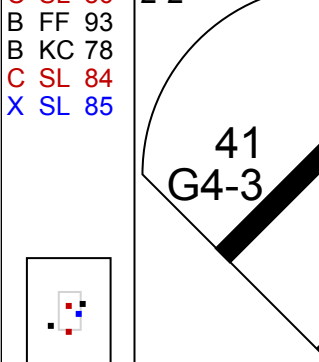

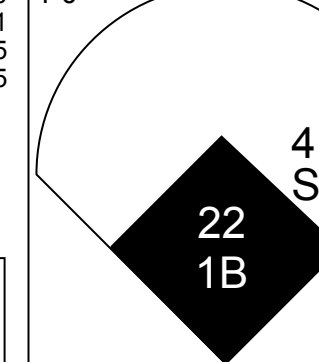
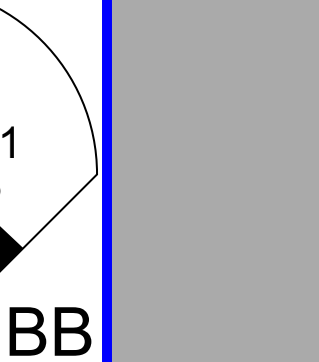
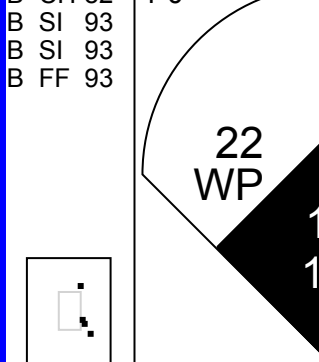
Batter	1	2	3	4	5	6	7	8	9	AB	R	H	RBI	BB	SO	LOB	BOTTOM
4 Coco Crisp, S OBP: 0.302, SLG: 0.405										5	3	3	0	0	1	1	
22 Jason Kipnis, L OBP: 0.347, SLG: 0.485										4	2	2	2	1	1	2	
12 Francisco Lindor, S OBP: 0.363, SLG: 0.491										4	1	4	1	1	0	0	
41 Carlos Santana, S OBP: 0.349, SLG: 0.468										4	1	1	1	1	0	5	
11 José Ramírez, S OBP: 0.360, SLG: 0.454										4	0	0	0	1	0	6	
8 Lonnie Chisenhall, L OBP: 0.329, SLG: 0.451										4	0	0	0	0	0	4	
35 Abraham Almonte, S OBP: 0.298, SLG: 0.429										3	0	0	1	0	1	0	
72 Tyler Naquin, L OBP: 0.367, SLG: 0.571										3	1	1	0	1	1	0	
55 Roberto Pérez, R OBP: 0.280, SLG: 0.255										4	0	1	1	0	2	2	
Inning Stats	R: 2 H: 3 E: 0 K: 0 S: 17	WLS: 3 BF: 30 LOB: 1 P: 22	R: 1 H: 2 E: 0 K: 2 S: 16	R: 2 H: 2 E: 0 K: 1 S: 13	R: 0 H: 2 E: 0 K: 0 S: 6	R: 0 H: 0 E: 0 K: 1 S: 10	R: 2 H: 3 E: 0 K: 1 S: 19	R: 0 H: 0 E: 0 K: 0 S: 8	R: 1 H: 0 E: 2 K: 1 S: 10	1B: 6 2B: 5 3B: 0 HR: 1	SF: 1 SAC: 1 DP: 1 HBP: 0	WP: 1 PB: 0 SB: 0 CS: 0	PA: 42				
PITCHER	IP: 5.2 WLS: 3 BF: 30 LOB: 1 P: 22	ERA: 3.03	IP: 0 WLS: 0 BF: 0 LOB: 0 P: 6	IP: 0 WLS: 0 BF: 0 LOB: 0 P: 14	IP: 0 WLS: 0 BF: 0 LOB: 0 P: 9	IP: 0 WLS: 0 BF: 0 LOB: 0 P: 11	IP: 0 WLS: 0 BF: 0 LOB: 0 P: 10	IP: 0 WLS: 0 BF: 0 LOB: 0 P: 14	IP: 0 WLS: 0 BF: 0 LOB: 0 P: 11	ERA: 2.294	WHIP: 3.000						
José Fernández, R ERA: 3.03	(1, 1)																
40 Mike Dunn, L ERA: 2.67	(6, 1)																
49 Brian Ellington, R ERA: 0.83	(7, 1)																
55 Nefi Ogando, R ERA: 4.32	(8, 1)																

Miami Marlins @ Cleveland Indians
Progressive Field, Cleveland, OH
Sat Sep 03 2016, 7:12 PM - 9:48 PM EDT
Att: 27,483 - Clear - 72 F

AB 35
R 8
H 12
RBI 6
BB 5
SO 6
LOB 20



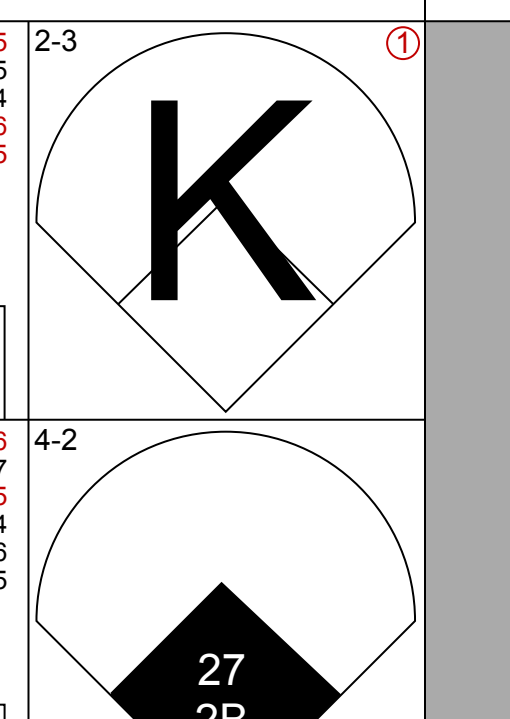
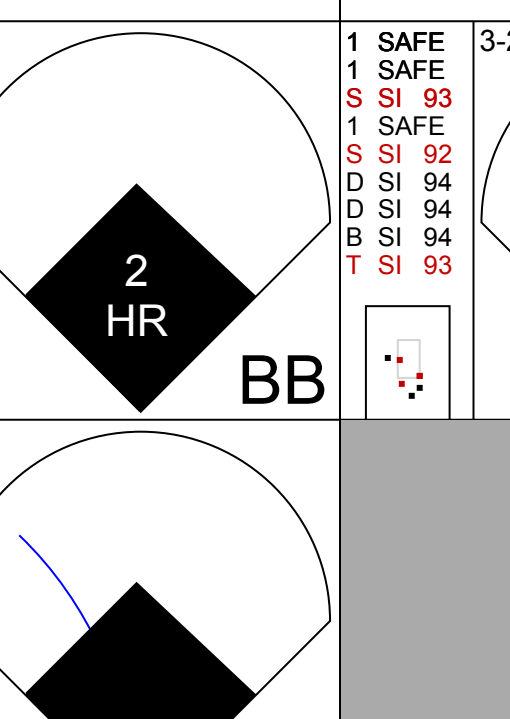
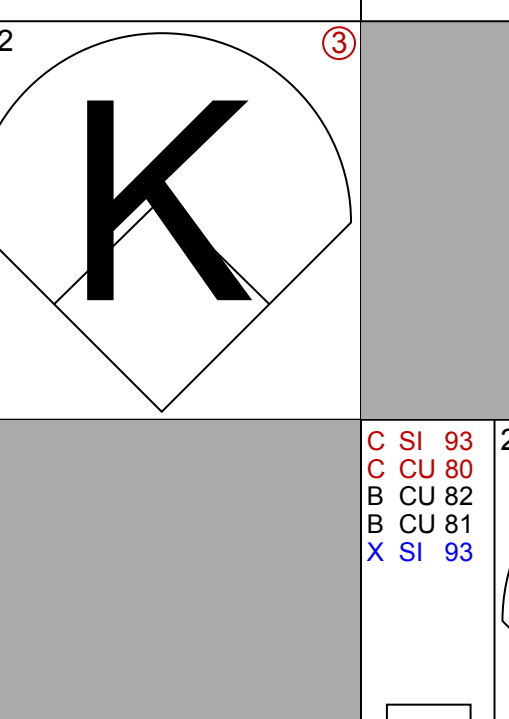
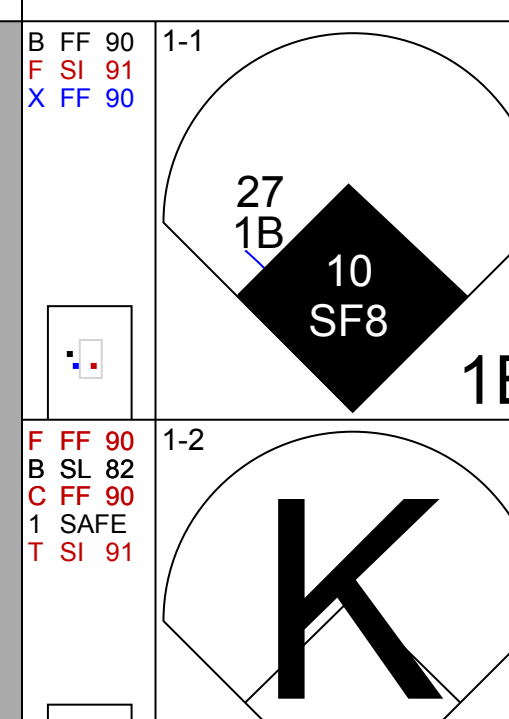
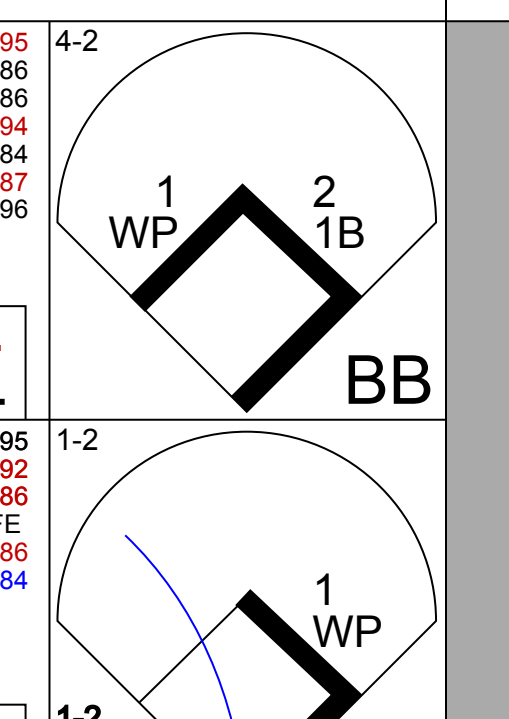
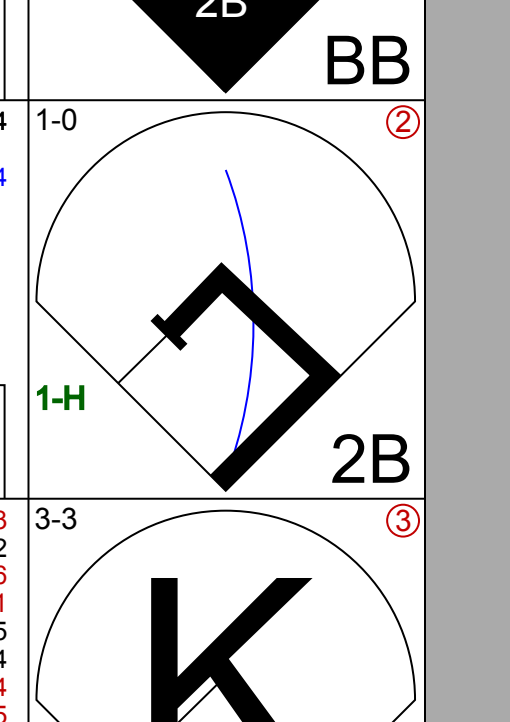
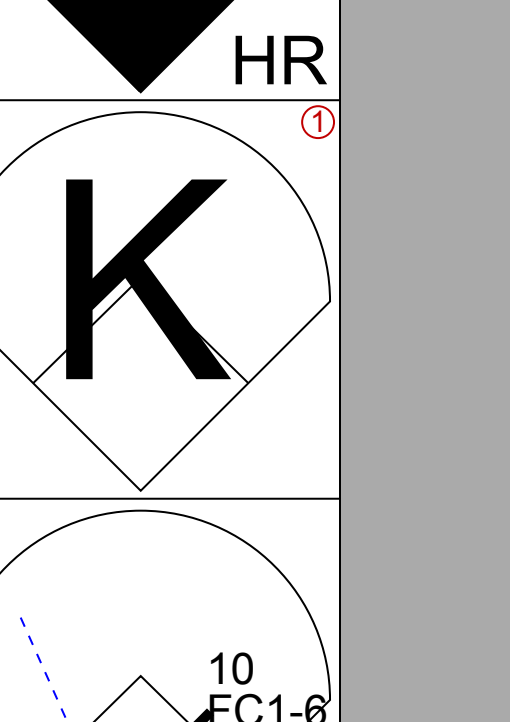
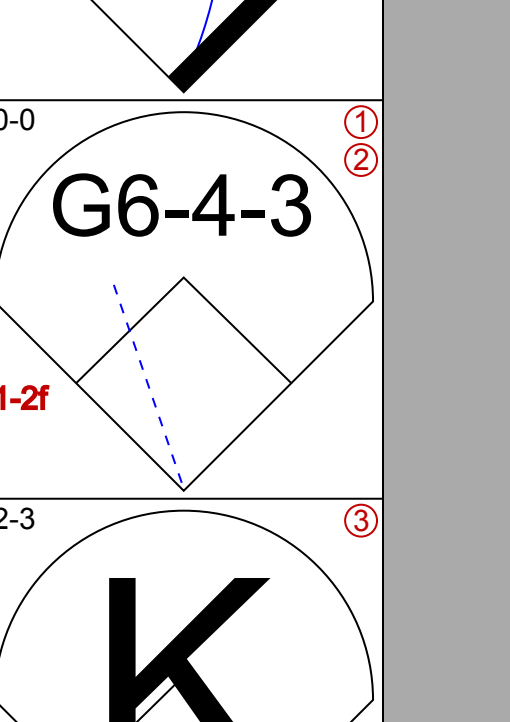
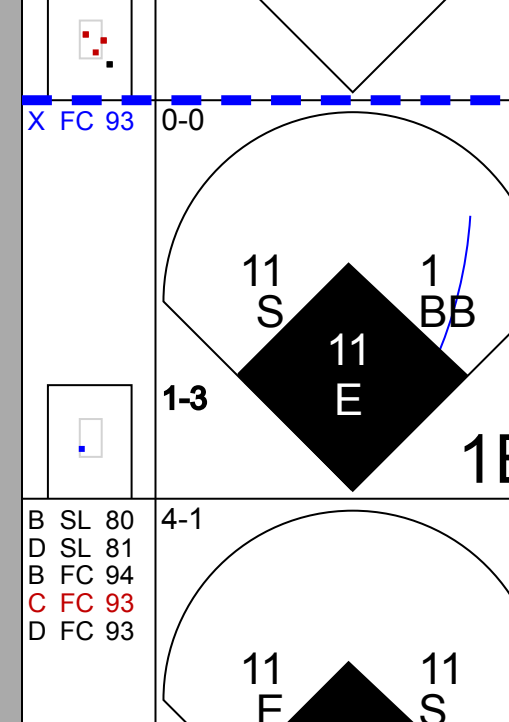
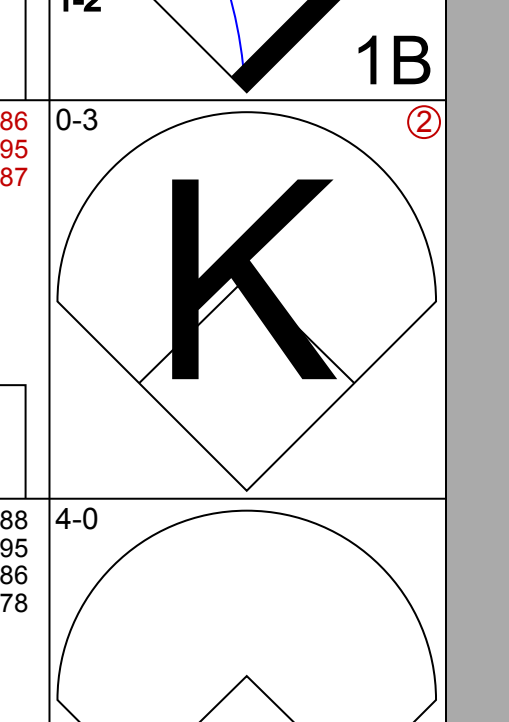
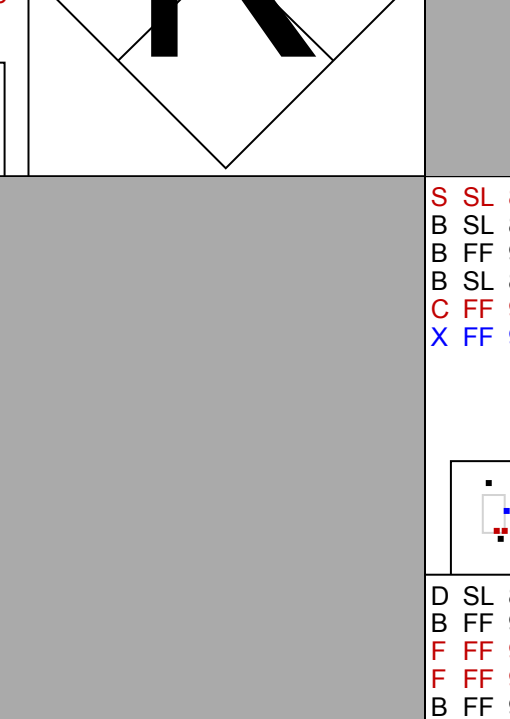
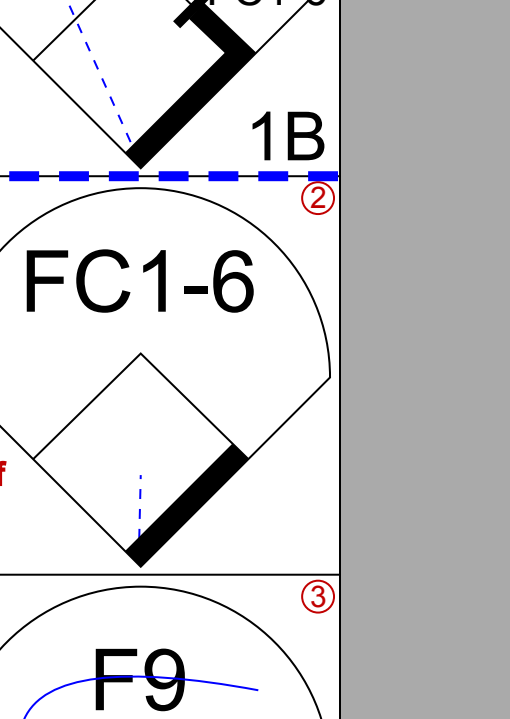
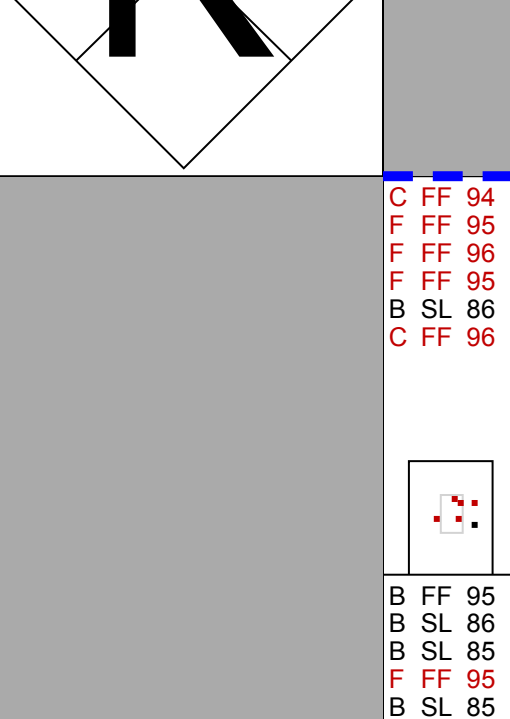
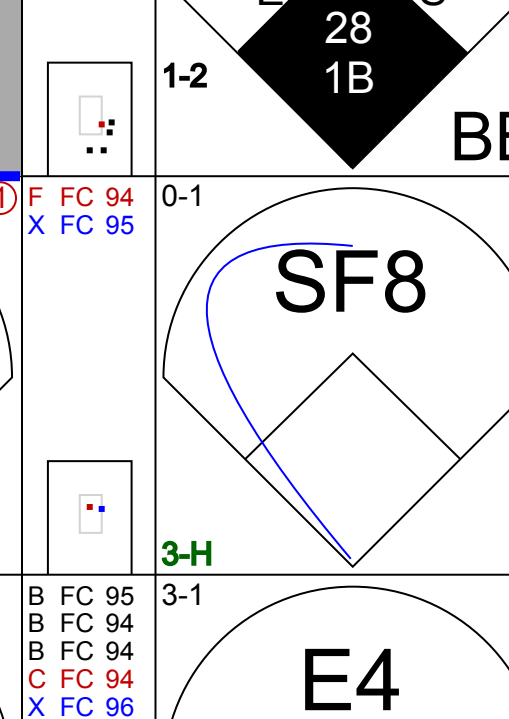
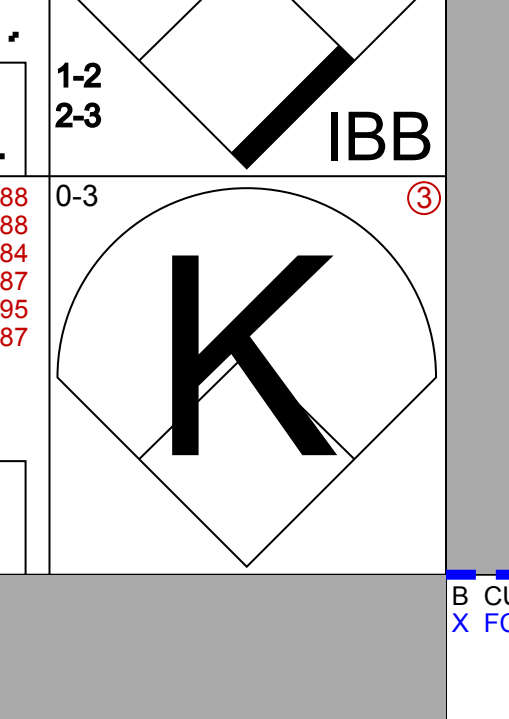
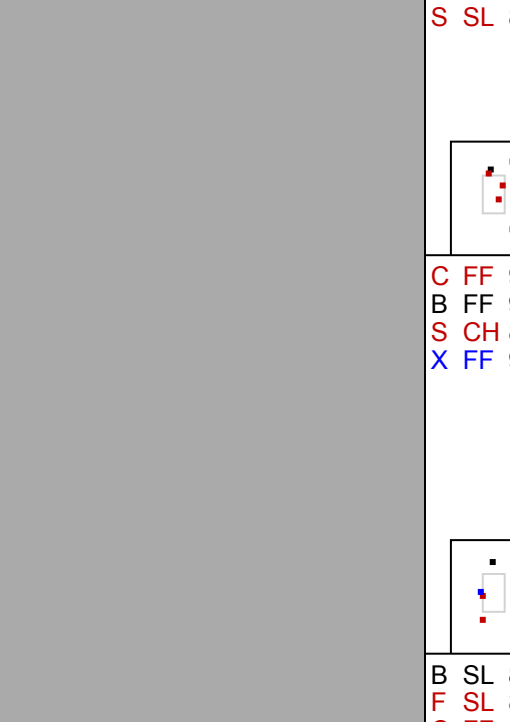
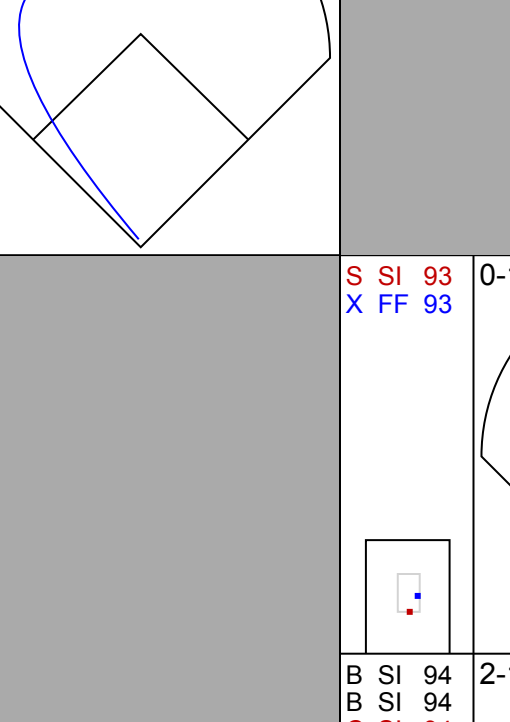
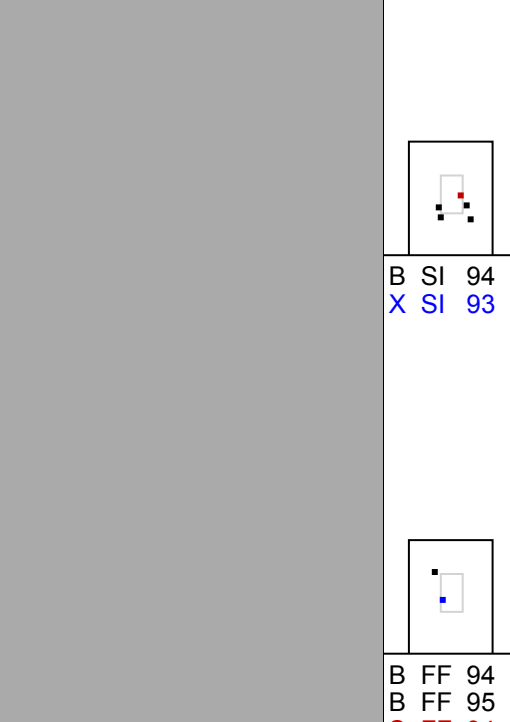
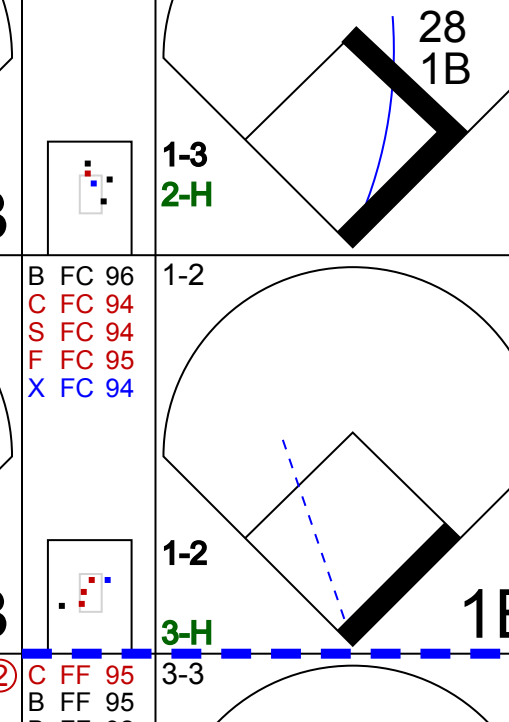

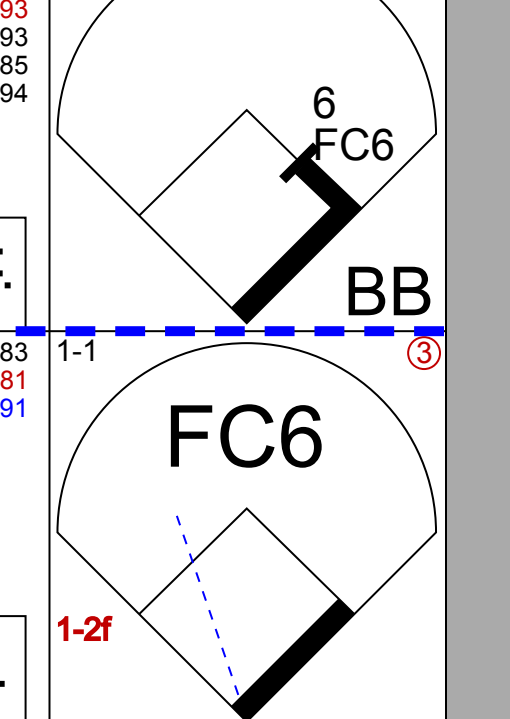
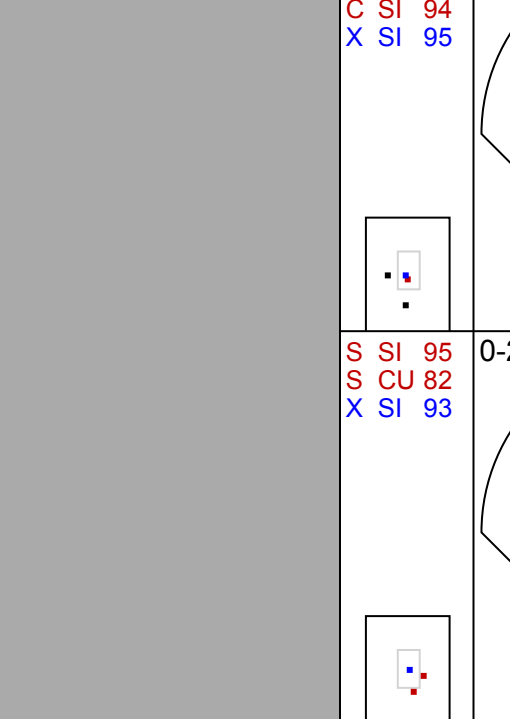
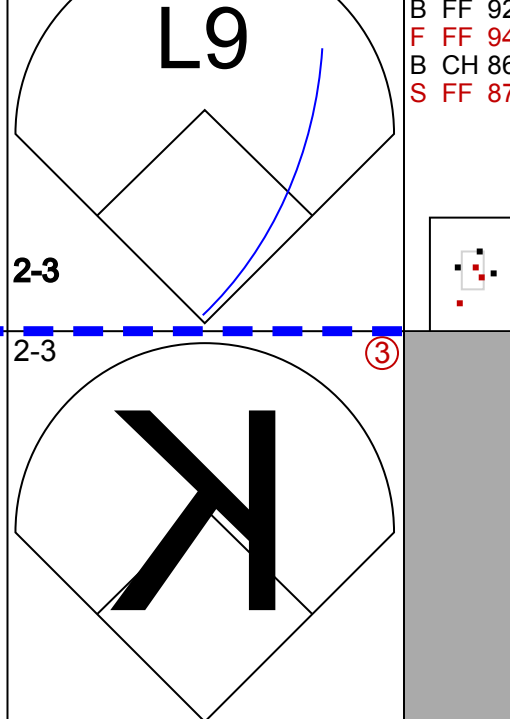
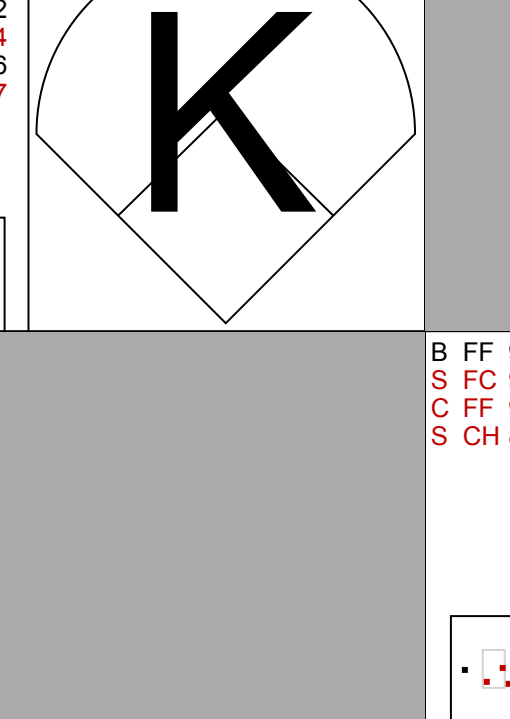
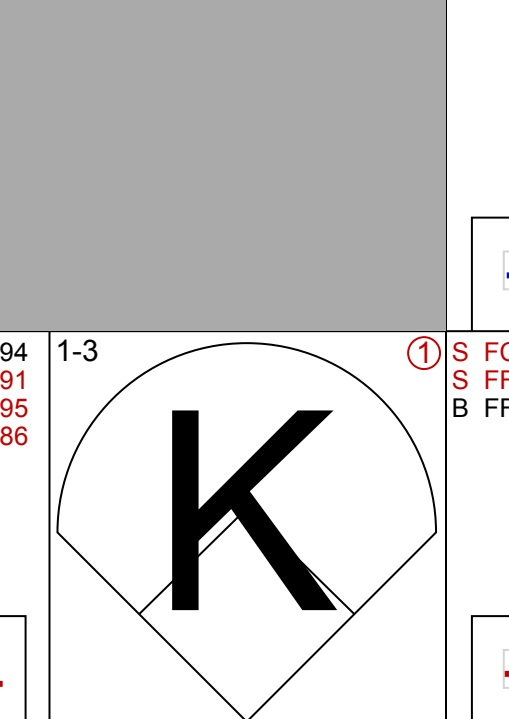
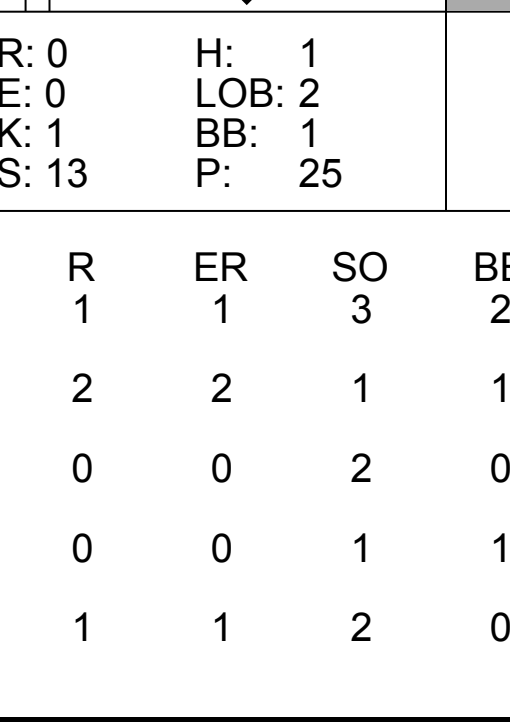
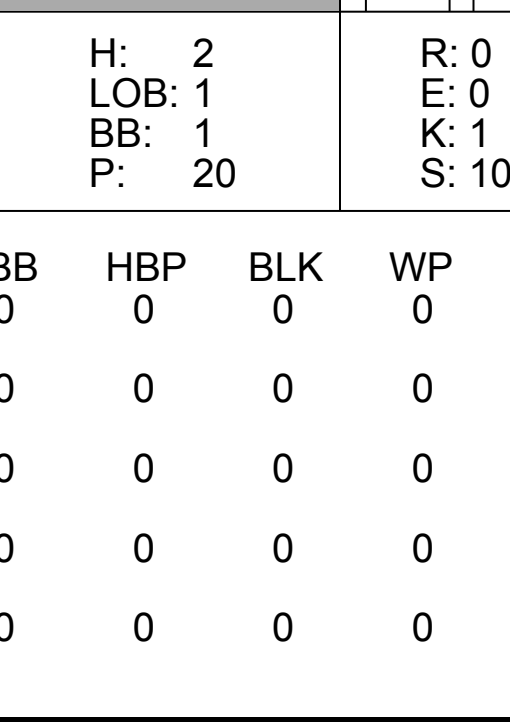
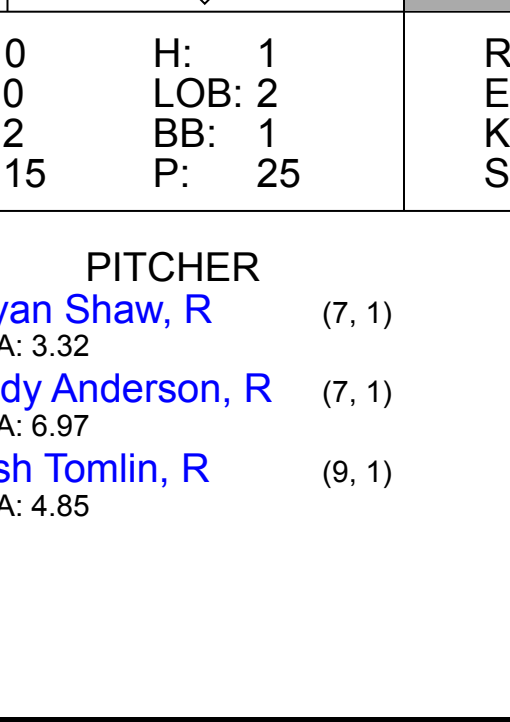
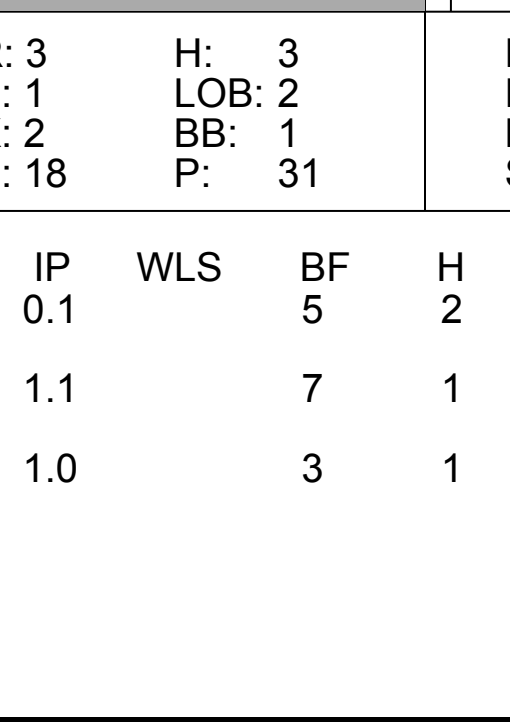
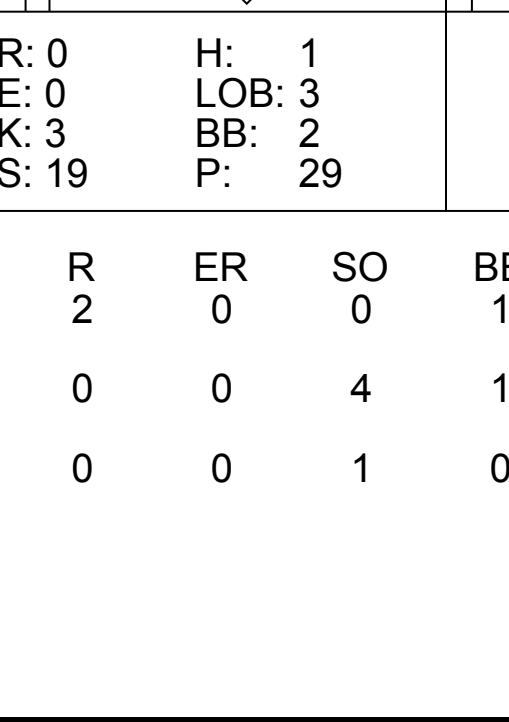
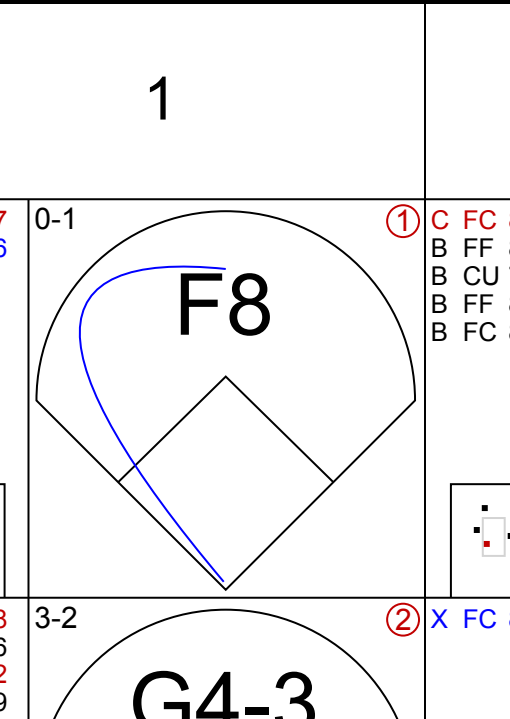
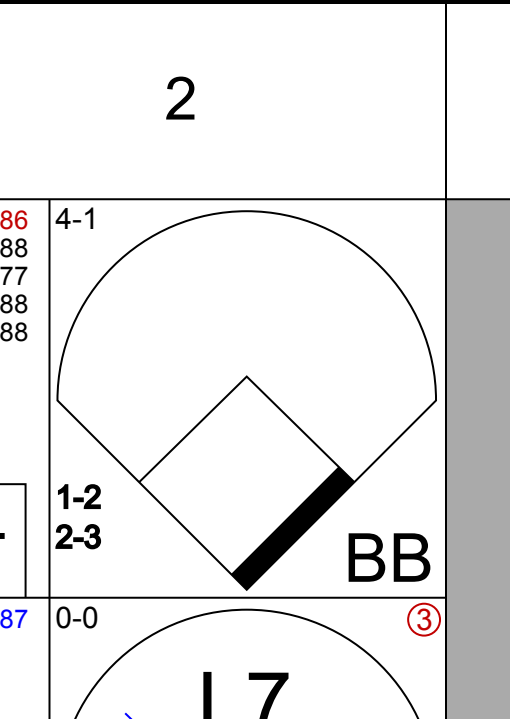
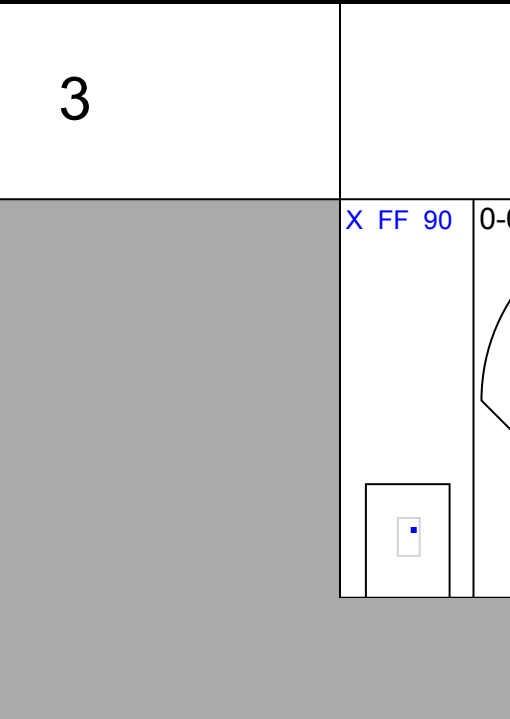

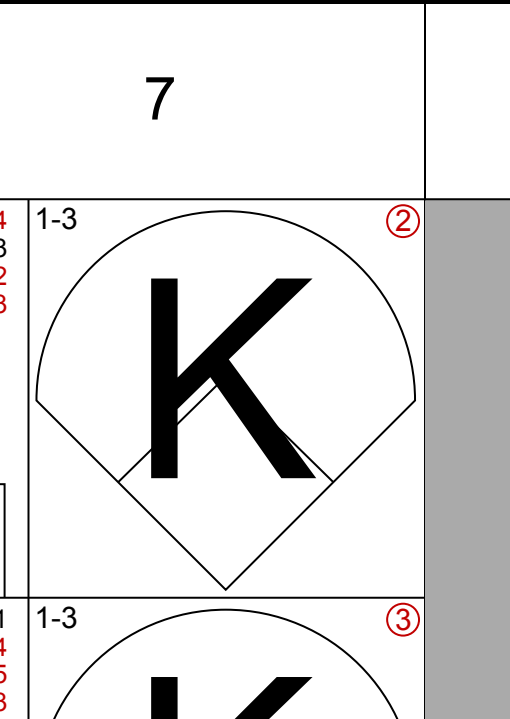

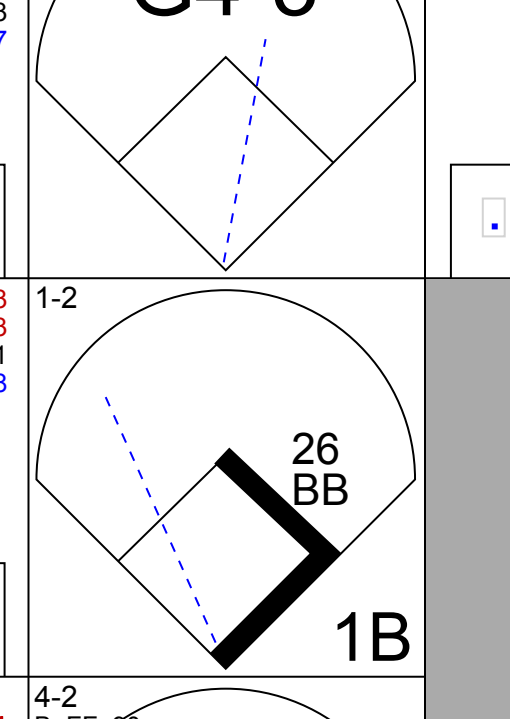
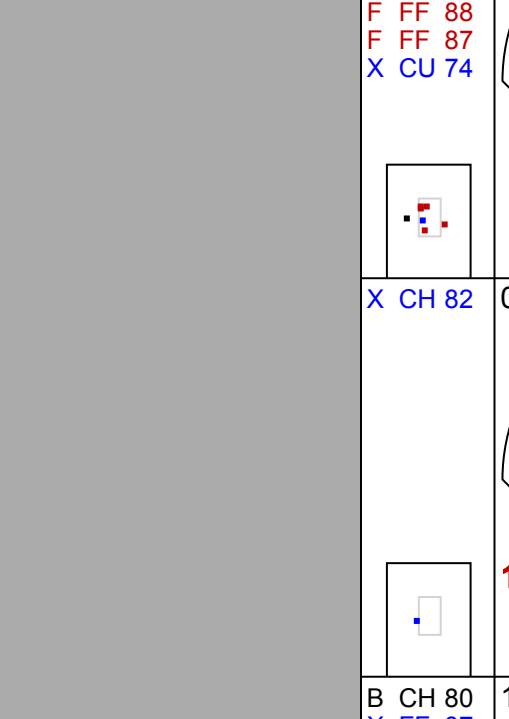

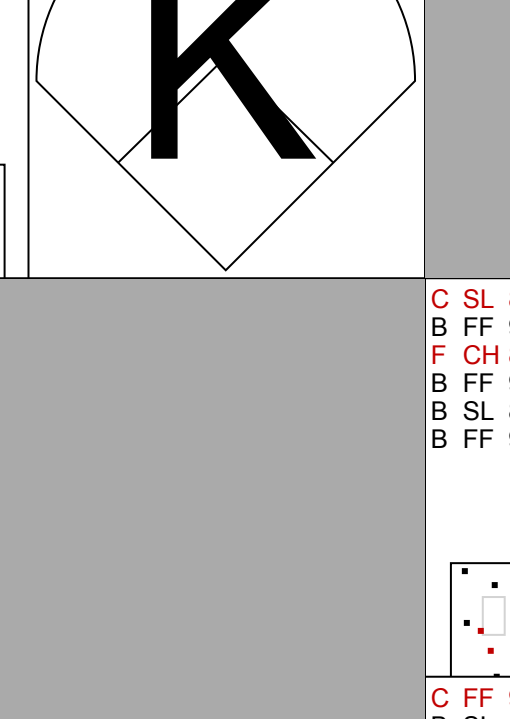
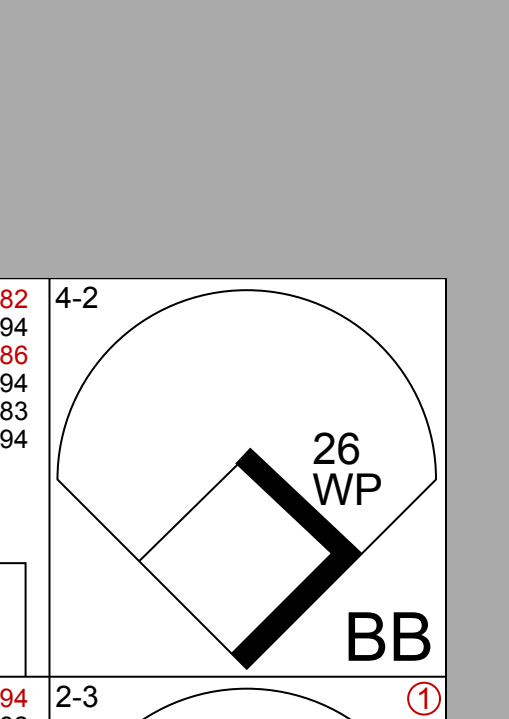
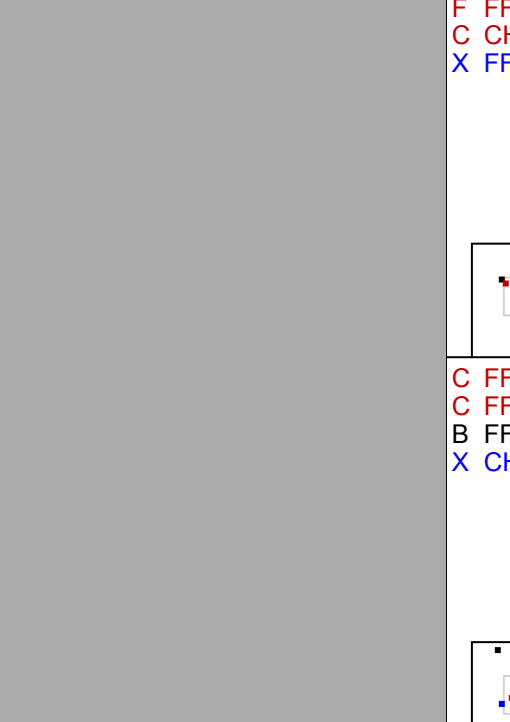
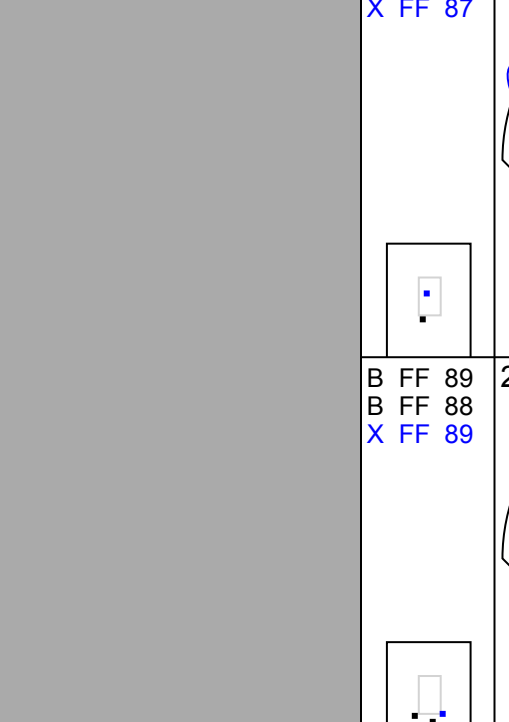

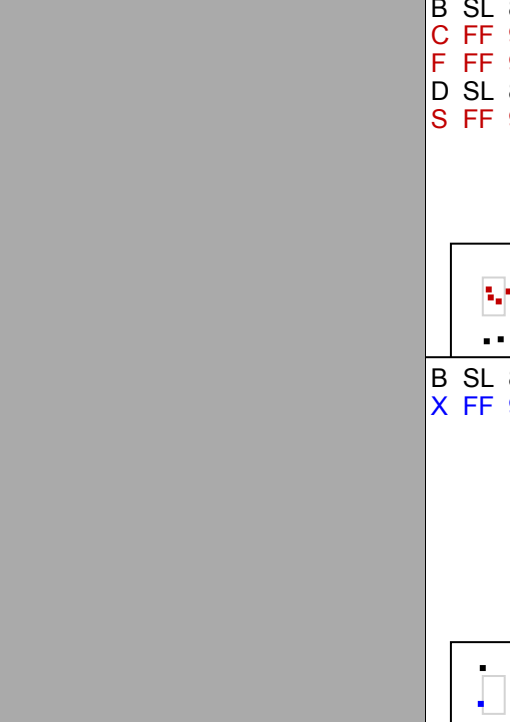


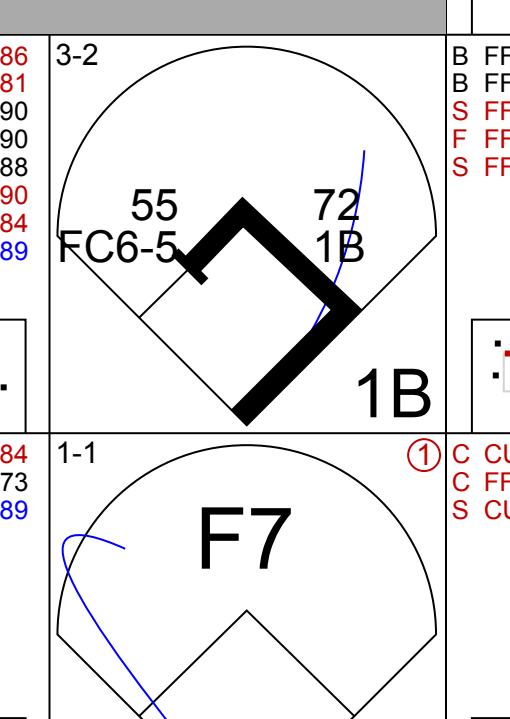

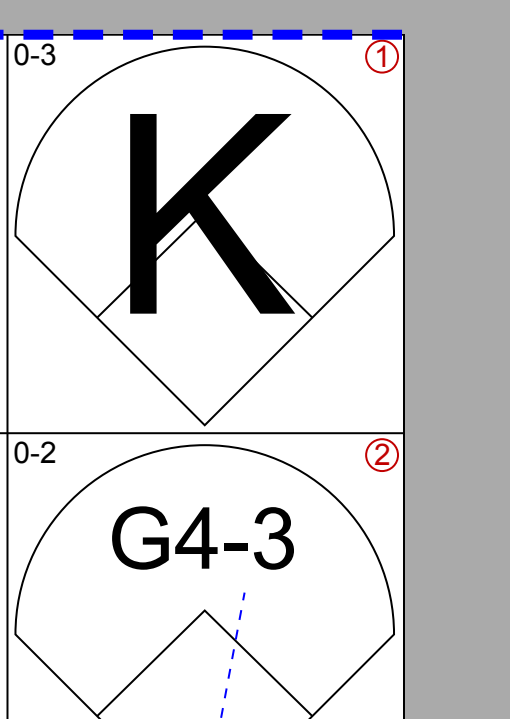
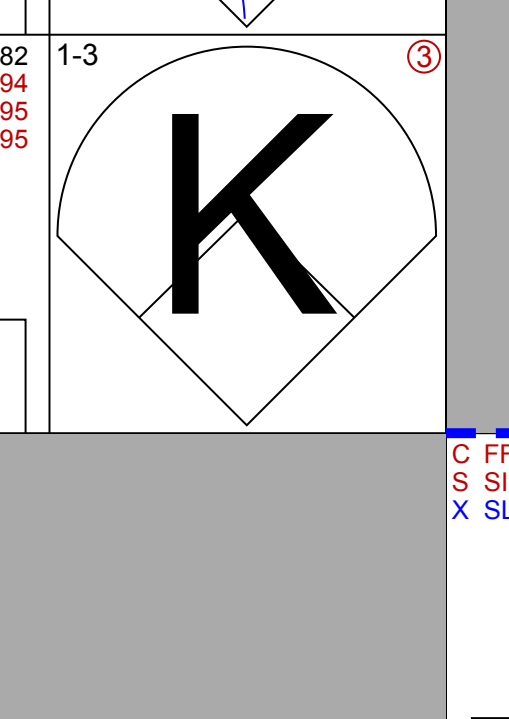
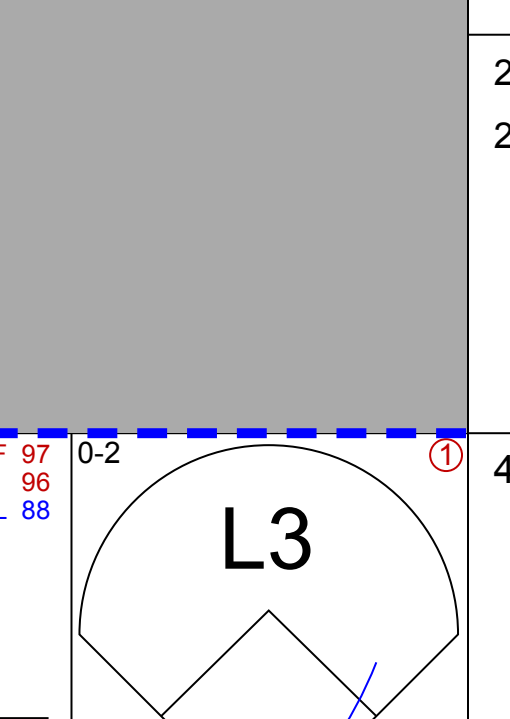
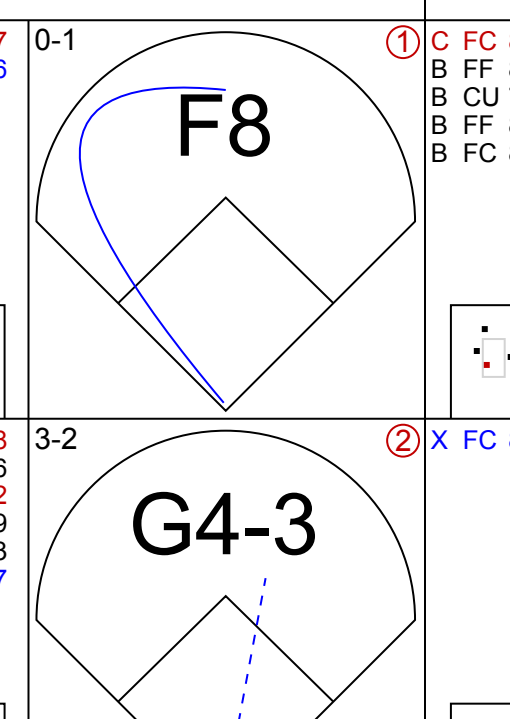
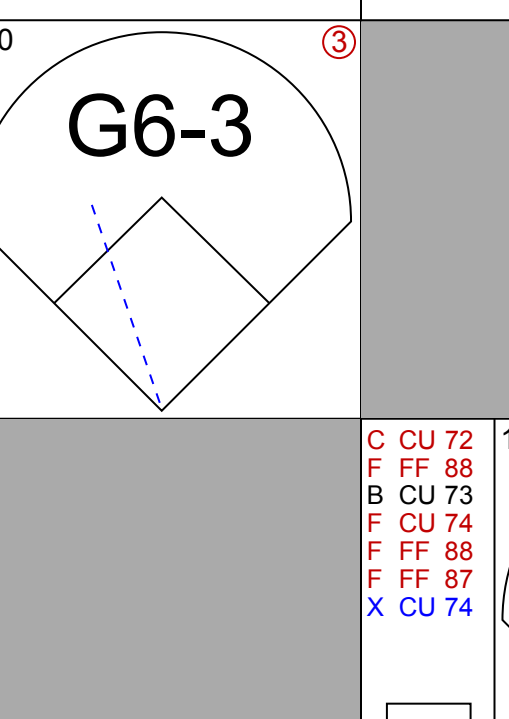
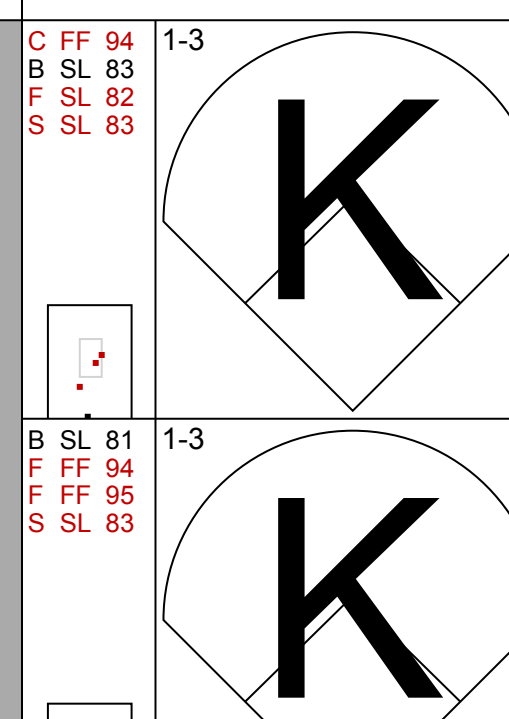
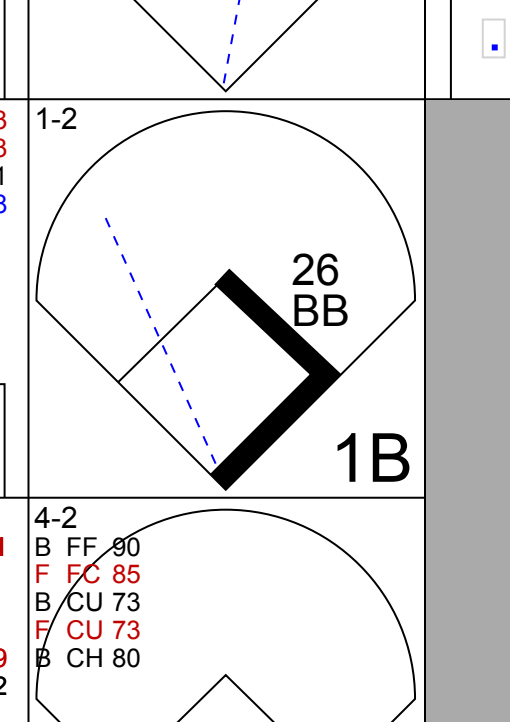
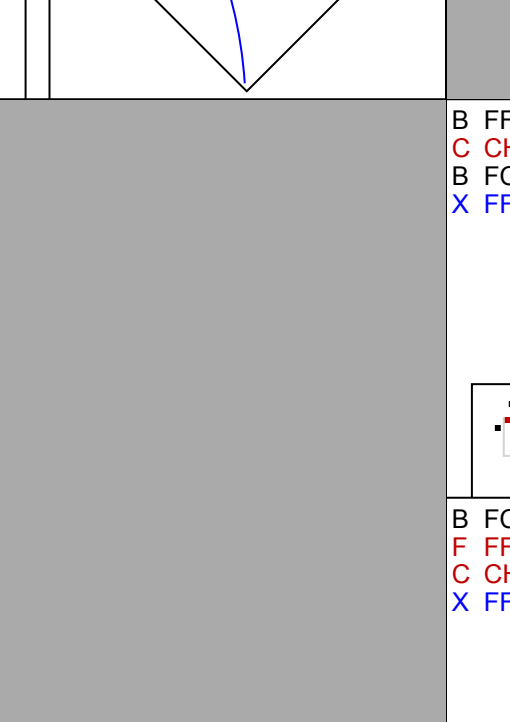
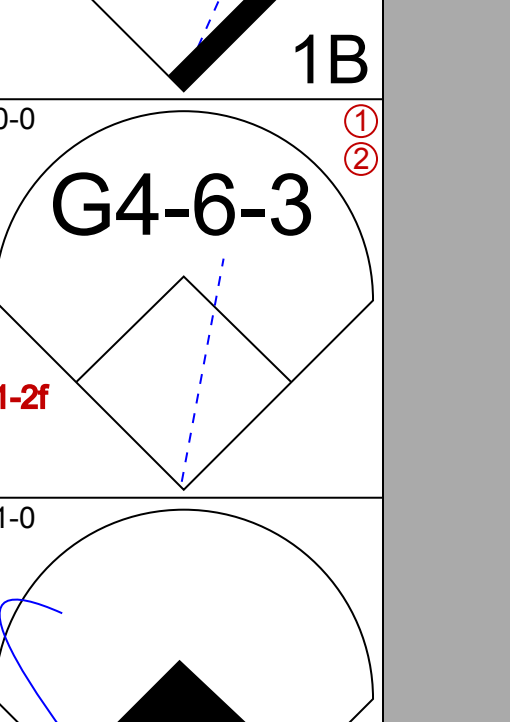

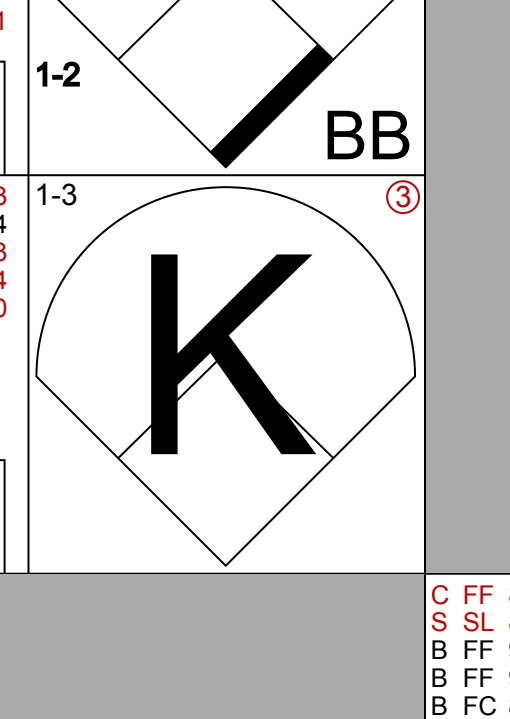
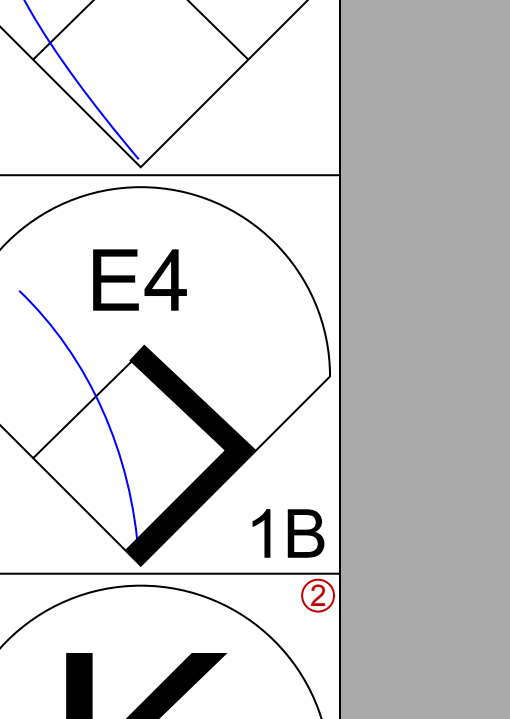
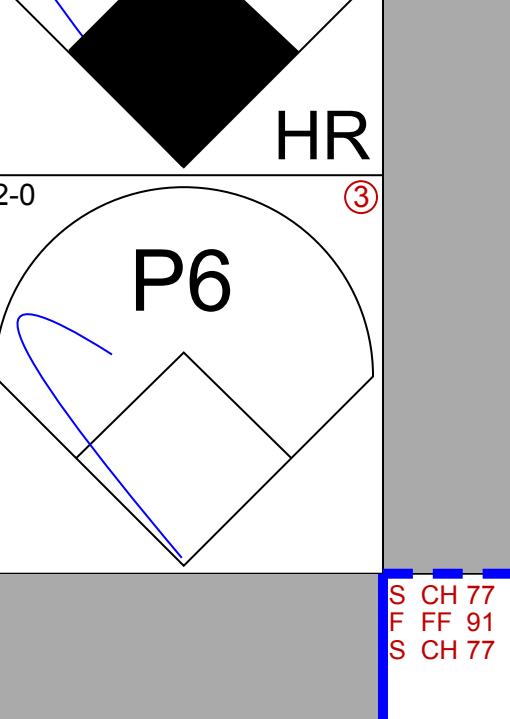
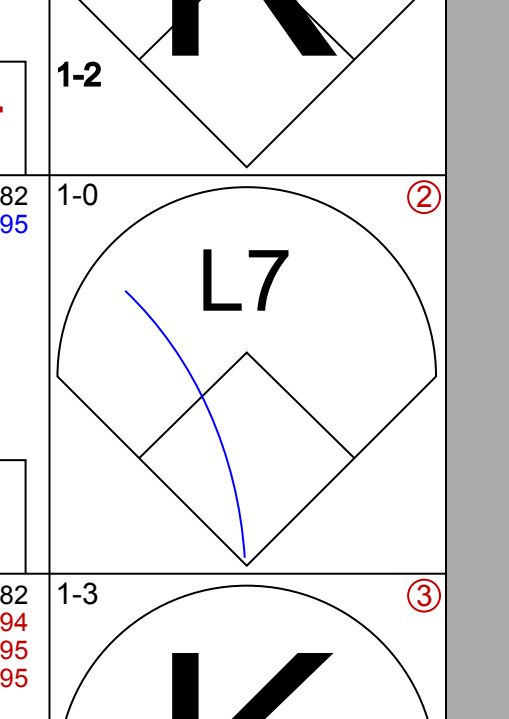
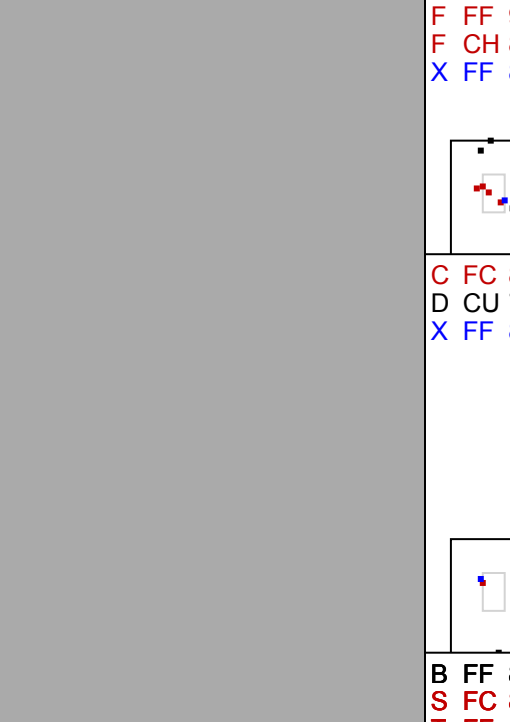
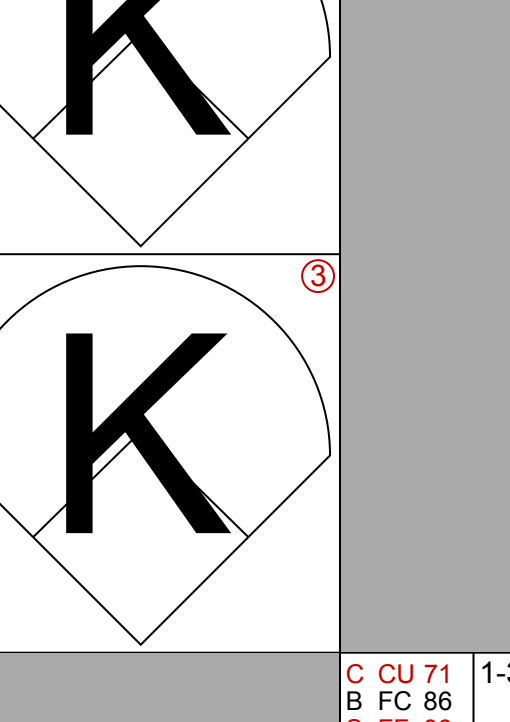
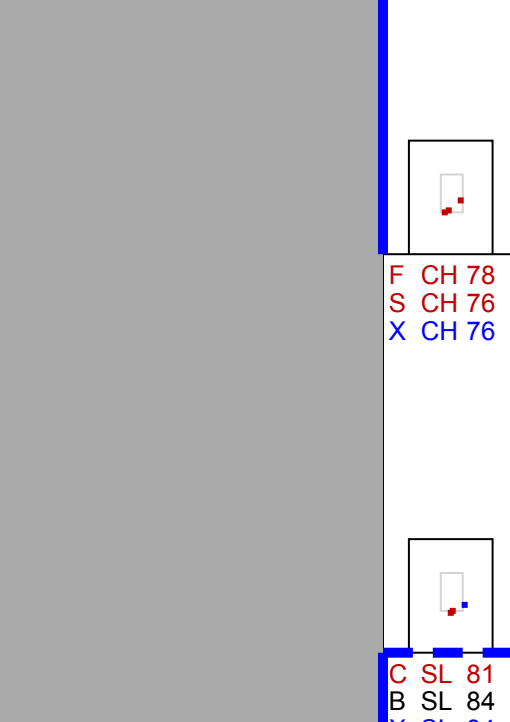

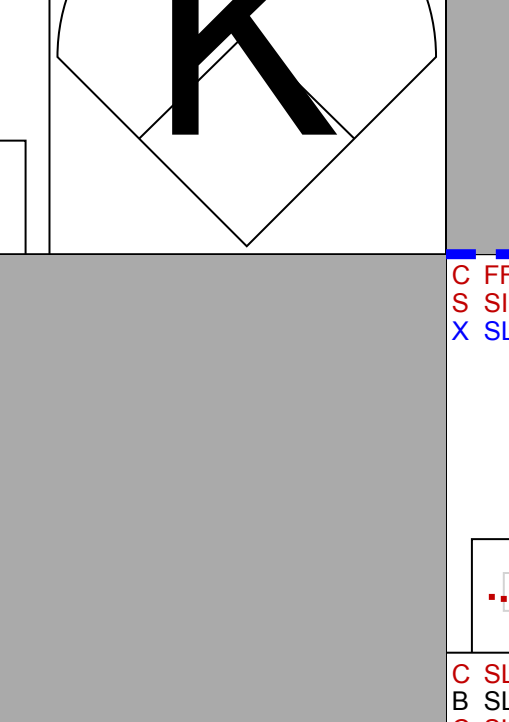
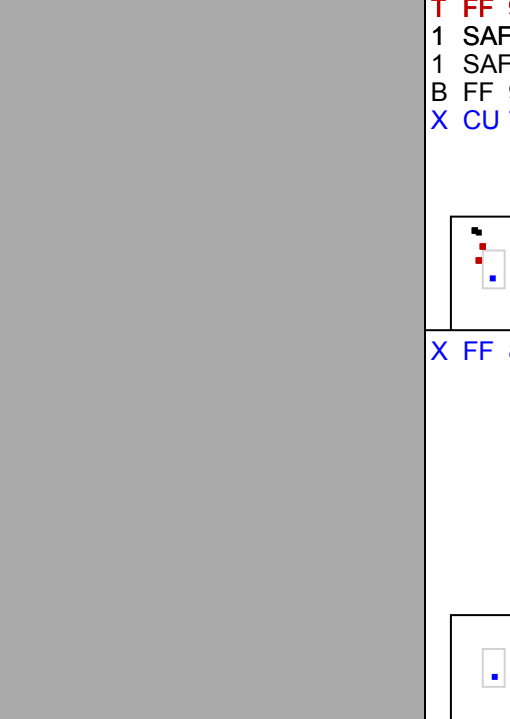
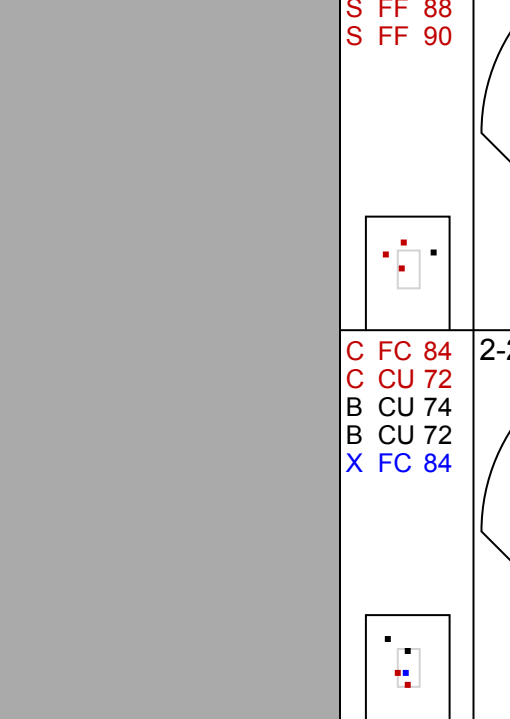
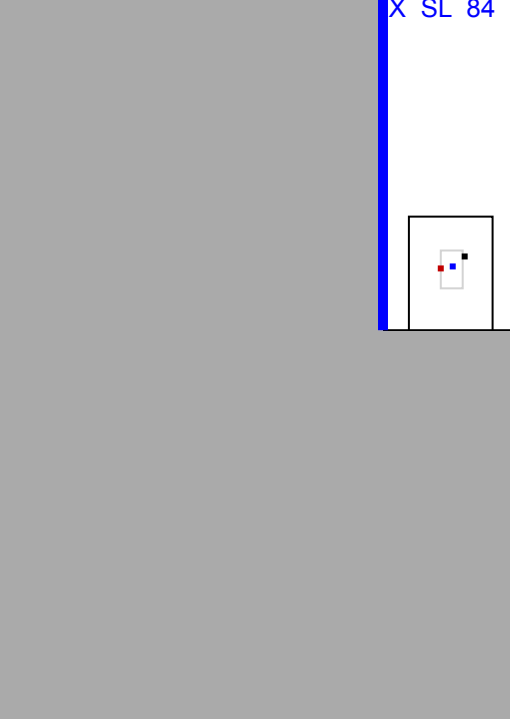
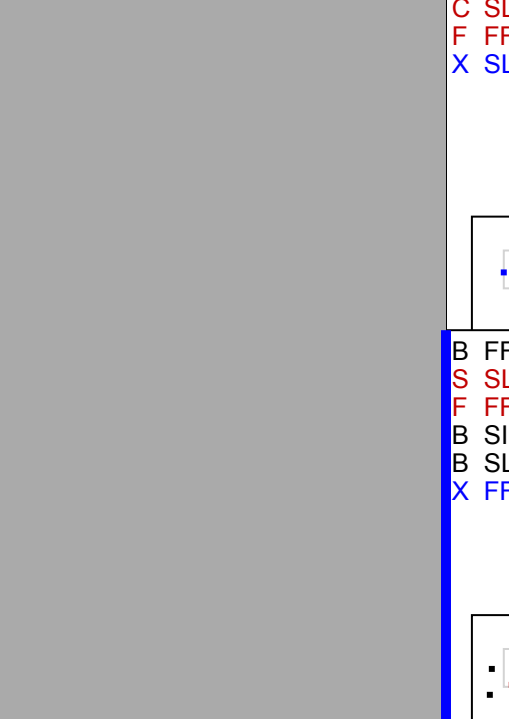
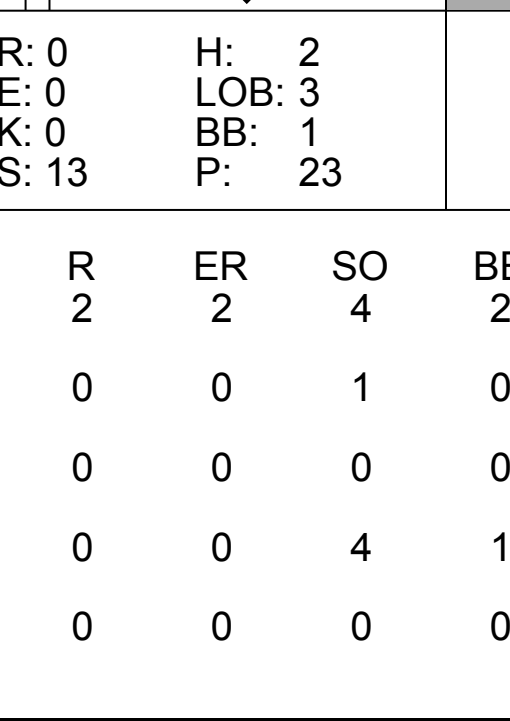
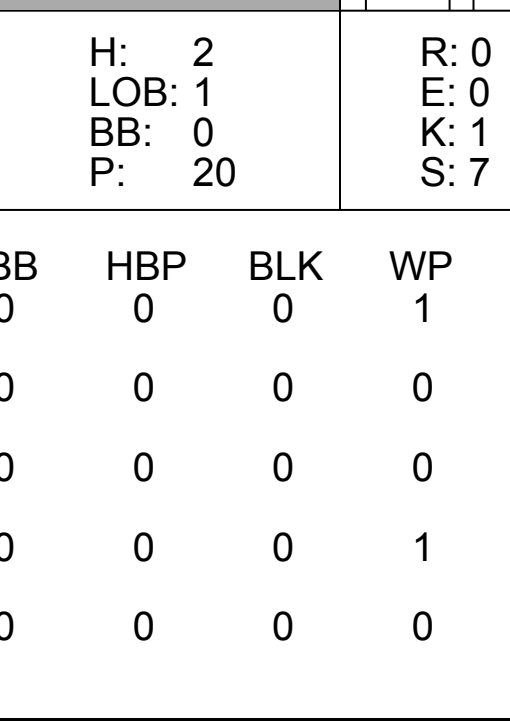
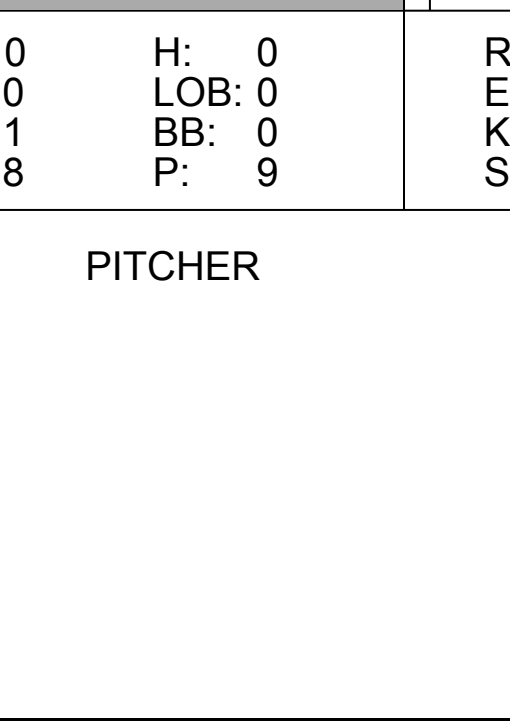
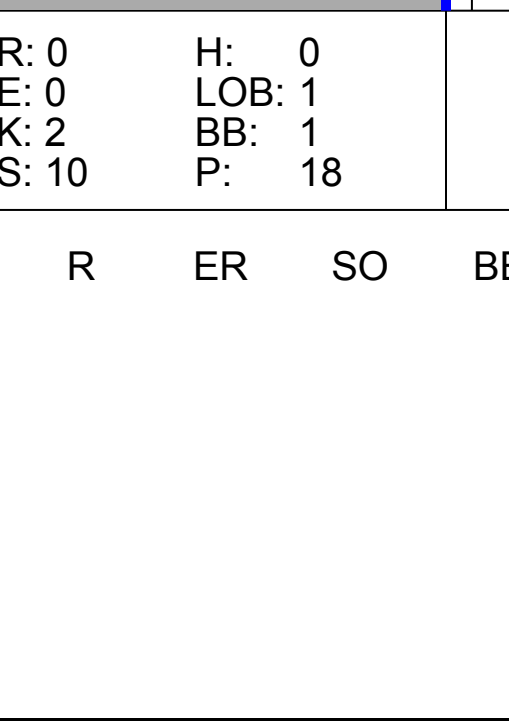
Batter	1	2	3	4	5	6	7	8	9	AB	R	H	RBI	BB	SO	LOB	TOP			
51 Ichiro Suzuki, L (1, 9) OBP: 0.363, SLG: 0.366										5	1	2	1	0	1	3	Miami Marlins @ Cleveland Indians Progressive Field, Cleveland, OH Sun Sep 04 2016, 4:12 PM - 7:54 PM EDT Att: 25,910 - Sunny - 78 F			
5 Jeff Francoeur, R (1, 7) OBP: 0.370, SLG: 0.391										4	0	2	0	0	2	4				
14 Martin Prado, R (1, 10) OBP: 0.370, SLG: 0.428										4	0	1	2	0	3	5				
21 Christian Yelich, L (1, 8) OBP: 0.382, SLG: 0.493										5	0	1	0	0	2	3				
11 J T Realmuto, R (1, 2) OBP: 0.353, SLG: 0.435										4	1	1	1	0	1	1				
53 Xavier Scruggs, R (1, 3) OBP: 0.340, SLG: 0.400										3	0	1	0	1	1	0				
32 Derek Dietrich, L (1, 4) 3 Adeiny Hechavarria, R (8, PH) OBP: 0.288, SLG: 0.317										3	1	1	0	0	1	2				
12 Chris Johnson, R (1, 5) OBP: 0.282, SLG: 0.336										3	0	0	0	1	2	0				
19 Miguel Rojas, R (1, 6) OBP: 0.288, SLG: 0.324										4	1	2	1	0	0	1				
9 Dee Strange-Gordon, L (9, PR) OBP: 0.296, SLG: 0.307										0	1	0	0	0	0	0				
Inning Stats	R: 0 E: 0 K: 2 S: 11	H: 1 LOB: 0 BB: 0 P: 15	R: 0 E: 0 K: 1 S: 8	H: 0 LOB: 0 BB: 0 P: 11	R: 1 E: 0 K: 2 S: 17	H: 1 LOB: 2 BB: 1 P: 30	R: 0 E: 0 K: 3 S: 11	H: 0 LOB: 1 BB: 0 P: 16	R: 0 E: 0 K: 0 S: 16	H: 2 LOB: 2 BB: 0 P: 24	R: 1 E: 1 K: 2 S: 16	H: 2 LOB: 2 BB: 0 P: 23	R: 1 E: 0 K: 1 S: 10	H: 1 LOB: 0 BB: 0 P: 16	R: 2 E: 0 K: 0 S: 12	H: 2 LOB: 1 BB: 0 P: 13	1B: 7 2B: 3 3B: 0 HR: 1	SF: 1 SAC: 1 DP: 1 HBP: 0	WP: 1 PB: 1 SB: 0 CS: 2	PA: 41
PITCHER	IP WLS BF H R ER SO BB IBB HBP BLK WP HR S P ERA WHIP	IP WLS BF H R ER SO BB IBB HBP BLK WP HR S P ERA WHIP	IP WLS BF H R ER SO BB IBB HBP BLK WP HR S P ERA WHIP	IP WLS BF H R ER SO BB IBB HBP BLK WP HR S P ERA WHIP	IP WLS BF H R ER SO BB IBB HBP BLK WP HR S P ERA WHIP	IP WLS BF H R ER SO BB IBB HBP BLK WP HR S P ERA WHIP	IP WLS BF H R ER SO BB IBB HBP BLK WP HR S P ERA WHIP	IP WLS BF H R ER SO BB IBB HBP BLK WP HR S P ERA WHIP	IP WLS BF H R ER SO BB IBB HBP BLK WP HR S P ERA WHIP	IP WLS BF H R ER SO BB IBB HBP BLK WP HR S P ERA WHIP	IP WLS BF H R ER SO BB IBB HBP BLK WP HR S P ERA WHIP	IP WLS BF H R ER SO BB IBB HBP BLK WP HR S P ERA WHIP	IP WLS BF H R ER SO BB IBB HBP BLK WP HR S P ERA WHIP	IP WLS BF H R ER SO BB IBB HBP BLK WP HR S P ERA WHIP	IP WLS BF H R ER SO BB IBB HBP BLK WP HR S P ERA WHIP	IP WLS BF H R ER SO BB IBB HBP BLK WP HR S P ERA WHIP	IP WLS BF H R ER SO BB IBB HBP BLK WP HR S P ERA WHIP	IP WLS BF H R ER SO BB IBB HBP BLK WP HR S P ERA WHIP	IP WLS BF H R ER SO BB IBB HBP BLK WP HR S P ERA WHIP	IP WLS BF H R ER SO BB IBB HBP BLK WP HR S P ERA WHIP
31 Danny Salazar, R (1, 1) ERA: 3.78	5.2	24	6	1	1	11	2	0	0	0	0	0	0	0	0	0	1.59	1.412		
61 Dan Otero, R (6, 1) ERA: 1.23	1.0	6	2	1	0	2	0	0	0	0	0	0	0	0	0	0	0.00	2.000		
27 Bryan Shaw, R (7, 1) ERA: 3.34	0.2	3	1	1	1	1	0	0	0	0	0	0	0	0	0	0	13.50	1.500		
24 Andrew Miller, L (8, 1) ERA: 1.61	0.2	4	2	2	2	0	0	0	0	0	0	0	0	0	0	0	27.00	3.000		
37 Cody Allen, R (9, 1) ERA: 2.84	1.0	W	3	0	0	0	0	0	0	0	0	0	0	0	0	0	0.00	0.000		

Batter	1	2	3	4	5	6	7	8	9	AB	R	H	RBI	BB	SO	LOB	BOTTOM			
41 Carlos Santana, S (1, 3) OBP: 0.349, SLG: 0.465										3	1	0	0	2	1	1	Miami Marlins @ Cleveland Indians Progressive Field, Cleveland, OH Sun Sep 04 2016, 4:12 PM - 7:54 PM EDT Att: 25,910 - Sunny - 78 F			
22 Jason Kipnis, L (1, 4) OBP: 0.347, SLG: 0.484										4	0	1	2	1	3	3				
12 Francisco Lindor, S (1, 6) OBP: 0.361, SLG: 0.457										4	0	0	0	1	0	5				
26 Mike Napoli, R (1, 10) 1 Michael Martinez, S (9, PR) OBP: 0.343, SLG: 0.486 OBP: 0.281, SLG: 0.329										4	0	0	0	1	0	1				
11 José Ramírez, S (1, 5) OBP: 0.364, SLG: 0.459										5	1	4	2	0	0	0				
8 Lonnie Chisenhall, L (1, 9) OBP: 0.330, SLG: 0.450										5	0	2	1	0	0	4				
35 Abraham Almonte, S (1, 7) 20 Rajai Davis, R (7, PR) OBP: 0.289, SLG: 0.426 OBP: 0.322, SLG: 0.416										3	0	1	1	0	1	3				
72 Tyler Naquin, L (1, 8) OBP: 0.362, SLG: 0.562										4	0	0	0	0	1	3				
38 Chris Gimenez, R (1, 2) 4 Coco Crisp, S (7, PH) 55 Roberto Pérez, R (8, 2) 6 Brandon Guyer, R (9, PH) OBP: 0.289, SLG: 0.363 OBP: 0.304, SLG: 0.405 OBP: 0.280, SLG: 0.255 OBP: 0.365, SLG: 0.408										2	0	1	0	0	1	0				
Inning Stats	R: 0 E: 0 K: 1 S: 11	H: 0 LOB: 0 BB: 0 P: 16	R: 0 E: 0 K: 0 S: 14	H: 1 LOB: 1 BB: 0 P: 22	R: 0 E: 0 K: 2 S: 14	H: 1 LOB: 0 BB: 0 P: 24	R: 0 E: 0 K: 1 S: 10	H: 0 LOB: 2 BB: 1 P: 18	R: 0 E: 0 K: 0 S: 12	H: 0 LOB: 0 BB: 0 P: 16	R: 3 E: 0 K: 0 S: 15	H: 3 LOB: 2 BB: 2 P: 29	R: 0 E: 0 K: 0 S: 12	H: 2 LOB: 2 BB: 0 P: 16	R: 3 E: 0 K: 1 S: 13	H: 2 LOB: 2 BB: 3 P: 26		1B: 8 2B: 2 3B: 0 HR: 0	SF: 0 SAC: 0 DP: 1 HBP: 0	WP: 2 PB: 0 SB: 2 CS: 0
PITCHER	IP WLS BF H R ER SO BB IBB HBP BLK WP HR S P ERA WHIP	IP WLS BF H R ER SO BB IBB HBP BLK WP HR S P ERA WHIP	IP WLS BF H R ER SO BB IBB HBP BLK WP HR S P ERA WHIP	IP WLS BF H R ER SO BB IBB HBP BLK WP HR S P ERA WHIP	IP WLS BF H R ER SO BB IBB HBP BLK WP HR S P ERA WHIP	IP WLS BF H R ER SO BB IBB HBP BLK WP HR S P ERA WHIP	IP WLS BF H R ER SO BB IBB HBP BLK WP HR S P ERA WHIP	IP WLS BF H R ER SO BB IBB HBP BLK WP HR S P ERA WHIP	IP WLS BF H R ER SO BB IBB HBP BLK WP HR S P ERA WHIP	IP WLS BF H R ER SO BB IBB HBP BLK WP HR S P ERA WHIP	IP WLS BF H R ER SO BB IBB HBP BLK WP HR S P ERA WHIP	IP WLS BF H R ER SO BB IBB HBP BLK WP HR S P ERA WHIP	IP WLS BF H R ER SO BB IBB HBP BLK WP HR S P ERA WHIP	IP WLS BF H R ER SO BB IBB HBP BLK WP HR S P ERA WHIP	IP WLS BF H R ER SO BB IBB HBP BLK WP HR S P ERA WHIP	IP WLS BF H R ER SO BB IBB HBP BLK WP HR S P ERA WHIP	IP WLS BF H R ER SO BB IBB HBP BLK WP HR S P ERA WHIP	IP WLS BF H R ER SO BB IBB HBP BLK WP HR S P ERA WHIP	IP WLS BF H R ER SO BB IBB HBP BLK WP HR S P ERA WHIP	IP WLS BF H R ER SO BB IBB HBP BLK WP HR S P ERA WHIP
34 Tom Koehler, R (1, 1) ERA: 3.87	6.0	22	3	3	3	0	2	0	0	0	0	0	0	0	0	0	0.00	0.833		
46 Kyle Barraclough, R (7, 1) ERA: 3.08	1.0	B	8	3	3	0	0	0	0	0	0	0	0	0	0	0	27.00	5.000		
44 AJ Ramos, R (8, 1) ERA: 3.33	1.0	5	2	0	0	0	0	0	0	0	0	0	0	0	0	0	0.00	2.000		
56 Fernando Rodney, R (9, 1) ERA: 2.81	0.2	L	7	2	3	1	3	0	0	0	0	0	0	0	0	0	40.50	7.500		

AB	36
R	5
H	11
RBI	5
BB	2
SO	13
LOB	19

AB	35
R	6
H	10
RBI	6
SO	7
LOB	20



Batter	1	2	3	4	5	6	7	8	9	AB	R	H	RBI	BB	SO	LOB	TOP								
4 George Springer, R (1.10) OBP: 0.361, SLG: 0.459										3	2	1	0	2	2	1									
2 Alex Bregman, R (1.5) OBP: 0.324, SLG: 0.475										4	2	2	2	1	1	1									
27 Jose Altuve, R (1.4) OBP: 0.409, SLG: 0.557										5	1	2	1	0	2	3									
1 Carlos Correa, R (1.6) OBP: 0.363, SLG: 0.462										3	1	1	0	2	2	0									
10 Yuli Gurriel, R (1.3) OBP: 0.333, SLG: 0.389										3	0	1	1	0	1	1									
9 Marwin Gonzalez, S (7.3) OBP: 0.289, SLG: 0.407										1	0	0	0	0	1	3									
11 Evan Gattis, R (1.2) OBP: 0.314, SLG: 0.489										4	0	0	0	1	1	3									
28 Colby Rasmus, L (1.7) OBP: 0.289, SLG: 0.359										5	0	2	1	0	1	1									
35 Teoscar Hernández, R (1.9) OBP: 0.333, SLG: 0.424										4	0	1	0	1	1	4									
6 Jake Marisnick, R (1.8) OBP: 0.266, SLG: 0.356										4	0	1	0	0	2	4									
Inning Stats	R: 1 E: 0 K: 2 S: 11	H: 1 LOB: 0 BB: 1 P: 21	R: 0 E: 0 K: 1 S: 13	H: 1 LOB: 2 BB: 1 P: 25	R: 2 E: 0 K: 1 S: 11	H: 2 LOB: 1 BB: 1 P: 20	R: 0 E: 0 K: 1 S: 10	H: 1 LOB: 1 BB: 0 P: 15	R: 0 E: 1 K: 1 S: 9	H: 0 LOB: 0 BB: 0 P: 13	R: 0 E: 0 K: 2 S: 15	H: 1 LOB: 2 BB: 1 P: 25	R: 3 E: 1 K: 2 S: 18	H: 3 LOB: 1 BB: 1 P: 31	R: 0 E: 0 K: 3 S: 19	H: 1 LOB: 3 BB: 2 P: 29	R: 0 E: 0 K: 1 S: 8	H: 1 LOB: 0 BB: 0 P: 13	1B: 8 2B: 2 3B: 0 HR: 1	SF: 1 SAC: 0 DP: 1 HBP: 0	WP: 1 PB: 0 SB: 2 CS: 1	PA: 45			
PITCHER	IP WLS BF H R ER SO BB IBB HBP BLK WP HR S P ERA WHIP	IP WLS BF H R ER SO BB IBB HBP BLK WP HR S P ERA WHIP	IP WLS BF H R ER SO BB IBB HBP BLK WP HR S P ERA WHIP	IP WLS BF H R ER SO BB IBB HBP BLK WP HR S P ERA WHIP	IP WLS BF H R ER SO BB IBB HBP BLK WP HR S P ERA WHIP	IP WLS BF H R ER SO BB IBB HBP BLK WP HR S P ERA WHIP	IP WLS BF H R ER SO BB IBB HBP BLK WP HR S P ERA WHIP	IP WLS BF H R ER SO BB IBB HBP BLK WP HR S P ERA WHIP	IP WLS BF H R ER SO BB IBB HBP BLK WP HR S P ERA WHIP	IP WLS BF H R ER SO BB IBB HBP BLK WP HR S P ERA WHIP	IP WLS BF H R ER SO BB IBB HBP BLK WP HR S P ERA WHIP	IP WLS BF H R ER SO BB IBB HBP BLK WP HR S P ERA WHIP	IP WLS BF H R ER SO BB IBB HBP BLK WP HR S P ERA WHIP	IP WLS BF H R ER SO BB IBB HBP BLK WP HR S P ERA WHIP	IP WLS BF H R ER SO BB IBB HBP BLK WP HR S P ERA WHIP	IP WLS BF H R ER SO BB IBB HBP BLK WP HR S P ERA WHIP	IP WLS BF H R ER SO BB IBB HBP BLK WP HR S P ERA WHIP	IP WLS BF H R ER SO BB IBB HBP BLK WP HR S P ERA WHIP	IP WLS BF H R ER SO BB IBB HBP BLK WP HR S P ERA WHIP	IP WLS BF H R ER SO BB IBB HBP BLK WP HR S P ERA WHIP	IP WLS BF H R ER SO BB IBB HBP BLK WP HR S P ERA WHIP	IP WLS BF H R ER SO BB IBB HBP BLK WP HR S P ERA WHIP	IP WLS BF H R ER SO BB IBB HBP BLK WP HR S P ERA WHIP		
73 Mike Clevinger, R (1.1) ERA: 5.3	27 Bryan Shaw, R (7.1) ERA: 3.32	53 Jeff ManSHIP, R (2.1) ERA: 3.68	66 Perci Garner, R (3.1) ERA: 2.7	65 Joe Colón, R (6.1) ERA: 2.08	61 Dan Otero, R (6.1) ERA: 1.37	43 Josh Tomlin, R (9.1) ERA: 4.85	56 Cody Anderson, R (7.1) ERA: 9.97																		
Batter	1	2	3	4	5	6	7	8	9	AB	R	H	RBI	BB	SO	LOB	BOTTOM								
41 Carlos Santana, S (1.10) OBP: 0.348, SLG: 0.462										3	0	0	0	1	1	0									
22 Jason Kipnis, L (1.4) OBP: 0.347, SLG: 0.482										4	0	1	0	0	1	3									
12 Francisco Lindor, S (1.6) OBP: 0.364, SLG: 0.460										3	1	2	0	1	0	1									
26 Mike Napoli, R (1.3) OBP: 0.344, SLG: 0.492										3	1	1	1	1	1	2									
11 José Ramírez, S (1.5) OBP: 0.363, SLG: 0.458										4	0	1	1	0	1	3									
8 Lonnie Chisenhall, L (1.9) OBP: 0.331, SLG: 0.451										2	0	1	0	0	1	1									
20 Rajai Davis, R (6. PH) OBP: 0.320, SLG: 0.414										2	0	0	0	0	2	1									
4 Coco Crisp, S (1.7) OBP: 0.301, SLG: 0.490										4	0	0	0	0	1	2									
72 Tyler Naquin, L (1.8) OBP: 0.363, SLG: 0.562										2	0	1	0	0	1	0									
6 Brandon Cuyler, R (6. PH) OBP: 0.362, SLG: 0.405										2	0	0	0	0	0	0									
55 Roberto Pérez, R (1.2) OBP: 0.273, SLG: 0.248										3	0	0	0	0	0	2									
45 Adam Moore, R (8.2) OBP: 0.297, SLG: 0.423										1	0	0	0	0	0	0									
35 Abraham Almonte, S (6. PH) OBP: 0.297, SLG: 0.423										1	0	0	0	0	0	0									
Inning Stats	R: 0 E: 0 K: 1 S: 17	H: 1 LOB: 2 BB: 1 P: 26	R: 0 E: 0 K: 0 S: 13	H: 2 LOB: 3 BB: 1 P: 23	R: 1 E: 1 K: 2 S: 14	H: 2 LOB: 1 BB: 0 P: 20	R: 0 E: 0 K: 1 S: 7	H: 0 LOB: 0 BB: 0 P: 10	R: 1 E: 0 K: 0 S: 9	H: 2 LOB: 0 BB: 0 P: 13	R: 0 E: 0 K: 1 S: 8	H: 0 LOB: 0 BB: 0 P: 9	R: 0 E: 0 K: 2 S: 13	H: 0 LOB: 0 BB: 0 P: 18	R: 0 E: 0 K: 2 S: 10	H: 0 LOB: 1 BB: 1 P: 18	R: 0 E: 0 K: 0 S: 10	H: 0 LOB: 0 BB: 0 P: 14	1B: 5 2B: 1 3B: 0 HR: 1	SF: 0 SAC: 0 DP: 1 HBP: 0	WP: 2 PB: 0 SB: 0 CS: 0	PA: 36			
PITCHER	IP WLS BF H R ER SO BB IBB HBP BLK WP HR S P ERA WHIP	IP WLS BF H R ER SO BB IBB HBP BLK WP HR S P ERA WHIP	IP WLS BF H R ER SO BB IBB HBP BLK WP HR S P ERA WHIP	IP WLS BF H R ER SO BB IBB HBP BLK WP HR S P ERA WHIP	IP WLS BF H R ER SO BB IBB HBP BLK WP HR S P ERA WHIP	IP WLS BF H R ER SO BB IBB HBP BLK WP HR S P ERA WHIP	IP WLS BF H R ER SO BB IBB HBP BLK WP HR S P ERA WHIP	IP WLS BF H R ER SO BB IBB HBP BLK WP HR S P ERA WHIP	IP WLS BF H R ER SO BB IBB HBP BLK WP HR S P ERA WHIP	IP WLS BF H R ER SO BB IBB HBP BLK WP HR S P ERA WHIP	IP WLS BF H R ER SO BB IBB HBP BLK WP HR S P ERA WHIP	IP WLS BF H R ER SO BB IBB HBP BLK WP HR S P ERA WHIP	IP WLS BF H R ER SO BB IBB HBP BLK WP HR S P ERA WHIP	IP WLS BF H R ER SO BB IBB HBP BLK WP HR S P ERA WHIP	IP WLS BF H R ER SO BB IBB HBP BLK WP HR S P ERA WHIP	IP WLS BF H R ER SO BB IBB HBP BLK WP HR S P ERA WHIP	IP WLS BF H R ER SO BB IBB HBP BLK WP HR S P ERA WHIP	IP WLS BF H R ER SO BB IBB HBP BLK WP HR S P ERA WHIP	IP WLS BF H R ER SO BB IBB HBP BLK WP HR S P ERA WHIP	IP WLS BF H R ER SO BB IBB HBP BLK WP HR S P ERA WHIP	IP WLS BF H R ER SO BB IBB HBP BLK WP HR S P ERA WHIP	IP WLS BF H R ER SO BB IBB HBP BLK WP HR S P ERA WHIP	IP WLS BF H R ER SO BB IBB HBP BLK WP HR S P ERA WHIP		
54 Mike Fiers, R (1.1) ERA: 4.29	29 Tony Sipp, L (6.1) ERA: 5.65	37 Pat Neshek, R (6.1) ERA: 2.7	45 Michael Feliz, R (7.1) ERA: 4.7	61 Jandel Gustave, R (9.1) ERA: 1.59																					

Houston Astros @ Cleveland Indians
Progressive Field, Cleveland, OH
Mon Sep 05 2016, 7:11 PM - 10:54 PM EDT
Att: 13,062 - Clear - 80 F

AB 36
R 6
H 11
RBI 5
BB 7
SO 14
LOB 21



Houston Astros @ Cleveland Indians
Progressive Field, Cleveland, OH
Mon Sep 05 2016, 7:11 PM - 10:54 PM EDT
Att: 13,062 - Clear - 80 F

AB 33
R 2
H 7
RBI 2
SO 9
LOB 15



Batter	1	2	3	4	5	6	7	8	9	AB	R	H	RBI	BB	SO	LOB	TOP										
4 George Springer, R OBP: 0.361, SLG: 0.460										4	1	1	0	1	3	2											
2 Alex Bregman, R OBP: 0.326, SLG: 0.479										5	0	1	1	0	1	2											
27 Jose Altuve, R OBP: 0.406, SLG: 0.553										4	0	0	0	0	0	1											
1 Carlos Correa, R OBP: 0.362, SLG: 0.460										4	0	1	0	0	3	1											
10 Yuli Gurriel, R OBP: 0.313, SLG: 0.375										4	0	1	0	0	1	1											
11 Evan Gattis, R OBP: 0.313, SLG: 0.485										3	1	0	0	1	2	2											
28 Colby Rasmus, L OBP: 0.289, SLG: 0.355										3	1	0	0	1	0	0											
9 Marwin Gonzalez, S OBP: 0.293, SLG: 0.423										4	1	3	3	0	0	0											
16 Tony Kemp, L OBP: 0.301, SLG: 0.280										2	0	0	0	1	1	0											
6 Jake Marisnick, R OBP: 0.264, SLG: 0.354										1	0	0	0	0	0	1											
Inning Stats	R: 0 E: 0 K: 1 S: 8	H: 0 LOB: 0 BB: 0 P: 9	R: 3 E: 0 K: 2 S: 14	H: 1 LOB: 0 BB: 2 P: 26	R: 1 E: 0 K: 2 S: 11	H: 2 LOB: 1 BB: 0 P: 17	R: 0 E: 0 K: 1 S: 11	H: 1 LOB: 2 BB: 1 P: 17	R: 0 E: 0 K: 1 S: 9	H: 0 LOB: 0 BB: 0 P: 13	R: 0 E: 0 K: 1 S: 12	H: 0 LOB: 0 BB: 0 P: 18	R: 0 E: 0 K: 2 S: 13	H: 2 LOB: 2 BB: 0 P: 20	R: 0 E: 0 K: 0 S: 14	H: 1 LOB: 2 BB: 1 P: 20	1B: 2 2B: 3 3B: 1 HR: 1	SF: 0 SAC: 0 DP: 0 HBP: 0	WP: 0 PB: 0 SB: 0 CS: 0	PA: 38							
PITCHER	IP	WLS	BF	H	R	ER	SO	BB	IBB	HBP	BLK	WP	HR	S	P	ERA	WHIP										
28 Corey Kluber, R ERA: 3.16	7.0	L	28	4	4	4	9	3	0	0	0	0	1	73	112	5.14	1.000										
34 Zach McAllister, R ERA: 3.99	1.0	5	2	0	0	2	0	0	0	0	0	0	0	13	20	0.00	2.000										
57 Kyle Crockett, L ERA: 5.52	0.1	2	1	0	0	0	0	0	0	0	0	0	0	5	7	0.00	3.000										
51 Shawn Armstrong, R ERA: 2.08	0.2	3	0	0	0	0	0	1	0	0	0	0	0	9	13	0.00	1.500										

Houston Astros @ Cleveland Indians
Progressive Field, Cleveland, OH
Tue Sep 06 2016, 7:12 PM - 10:14 PM EDT
Att: 11,023 - Clear - 84 F

AB 34
R 4
H 7
RBI 4
BB 4
SO 11
LOB 10

Batter	1	2	3	4	5	6	7	8	9	AB	R	H	RBI	BB	SO	LOB	BOTTOM										
41 Carlos Santana, S OBP: 0.349, SLG: 0.469										4	1	2	1	0	2	1											
22 Jason Kipnis, L OBP: 0.346, SLG: 0.483										3	0	1	0	1	0	0											
12 Francisco Lindor, S OBP: 0.362, SLG: 0.457										4	0	0	0	0	0	3											
26 Mike Napoli, R OBP: 0.341, SLG: 0.487										4	0	0	0	0	2	3											
11 José Ramírez, S OBP: 0.362, SLG: 0.456										4	1	1	0	0	0	3											
8 Lonnie Chisenhall, L OBP: 0.330, SLG: 0.451										4	1	1	0	0	1	1											
4 Coco Crisp, S OBP: 0.300, SLG: 0.398										3	0	0	0	1	0	1											
72 Tyler Naquin, L OBP: 0.361, SLG: 0.561										4	0	1	1	0	1	1											
55 Roberto Pérez, R OBP: 0.276, SLG: 0.262										2	0	1	0	0	1	1											
35 Abraham Almonte, S, PH OBP: 0.295, SLG: 0.420										1	0	0	0	0	0	0											
45 Adam Moore, R OBP: 0.361, SLG: 0.404										1	0	0	0	0	0	1											
Inning Stats	R: 0 E: 0 K: 0 S: 15	H: 2 LOB: 2 BB: 0 P: 20	R: 1 E: 0 K: 1 S: 13	H: 2 LOB: 1 BB: 0 P: 22	R: 0 E: 0 K: 1 S: 9	H: 0 LOB: 1 BB: 1 P: 15	R: 0 E: 0 K: 1 S: 12	H: 1 LOB: 1 BB: 0 P: 21	R: 0 E: 0 K: 1 S: 10	H: 0 LOB: 0 BB: 0 P: 13	R: 0 E: 0 K: 1 S: 11	H: 0 LOB: 0 BB: 0 P: 15	R: 0 E: 0 K: 1 S: 9	H: 0 LOB: 0 BB: 0 P: 11	R: 1 E: 0 K: 0 S: 10	H: 1 LOB: 0 BB: 0 P: 17	R: 1 E: 0 K: 1 S: 11	H: 1 LOB: 1 BB: 1 P: 22	1B: 2 2B: 4 3B: 0 HR: 1	SF: 0 SAC: 0 DP: 0 HBP: 0	WP: 1 PB: 1 SB: 1 CS: 0	PA: 36					
PITCHER	IP	WLS	BF	H	R	ER	SO	BB	IBB	HBP	BLK	WP	HR	S	P	ERA	WHIP										
41 Brad Peacock, R ERA: 3.38	3.2	W	17	5	0	1	2	1	0	0	0	0	0	46	72	2.46	1.636										
51 James Hoyt, R ERA: 5.11	1.1	W	4	0	0	0	2	0	0	0	0	0	0	13	19	0.00	0.000										
47 Chris Devenski, R ERA: 2.13	1.0	H	3	0	0	0	1	0	0	0	0	0	0	11	15	0.00	0.000										
36 Will Harris, R ERA: 2.32	1.0	H	3	0	0	0	1	0	0	0	0	0	0	9	11	0.00	0.000										
44 Luke Gregerson, R ERA: 3.1	1.0	H	4	1	1	1	0	0	0	0	0	0	1	10	17	9.00	1.000										

Houston Astros @ Cleveland Indians
Progressive Field, Cleveland, OH
Tue Sep 06 2016, 7:12 PM - 10:14 PM EDT
Att: 11,023 - Clear - 84 F

AB 34
R 3
H 7
RBI 2
BB 2
SO 7
LOB 15

Batter	1	2	3	4	5	6	7	8	9	AB	R	H	RBI	BB	SO	LOB	TOP											
4 George Springer, R OBP: 0.363, SLG: 0.463										4	2	2	0	1	1	0	Houston Astros @ Cleveland Indians Progressive Field, Cleveland, OH Thu Sep 08 2016, 12:11 PM - 4:19 PM EDT Att: 15,275 - Sunny - 87 F											
2 Alex Bregman, R OBP: 0.324, SLG: 0.488										4	1	2	3	1	1	1												
27 Jose Altuve, R OBP: 0.404, SLG: 0.548										4	0	0	0	0	1	4												
10 Yuli Gurriel, R OBP: 0.353, SLG: 0.521										4	2	2	1	0	1	1												
28 Colby Rasmus, L OBP: 0.283, SLG: 0.372										3	1	1	2	0	0	1												
35 Teoscar Hernández, R (7, PH) OBP: 0.324, SLG: 0.410										1	0	0	0	0	0	0												
9 Marwin Gonzalez, S OBP: 0.292, SLG: 0.418										4	0	0	0	0	1	0												
23 AJ Reed, L OBP: 0.289, SLG: 0.291										3	0	2	0	0	1	0												
13 Tyler White, R (8, PH) OBP: 0.283, SLG: 0.365										1	0	0	0	0	1	0												
15 Jason Castro, L OBP: 0.319, SLG: 0.395										3	0	0	0	0	1	1												
11 Evan Gattis, R (8, PH) OBP: 0.312, SLG: 0.484										1	0	0	0	0	0	0												
16 Tony Kemp, L OBP: 0.306, SLG: 0.279										3	1	0	0	1	1	1												
Inning Stats	R: 1 E: 0 K: 0 S: 8	H: 2 LOB: 1 BB: 0 P: 17	R: 0 E: 0 K: 0 S: 7	H: 1 LOB: 0 BB: 0 P: 12	R: 0 E: 0 K: 1 S: 8	H: 0 LOB: 1 BB: 1 P: 15	R: 1 E: 0 K: 1 S: 8	H: 1 LOB: 0 BB: 0 P: 11	R: 1 E: 0 K: 0 S: 8	H: 1 LOB: 1 BB: 0 P: 17	R: 2 E: 0 K: 1 S: 17	H: 3 LOB: 1 BB: 0 P: 22	R: 2 E: 0 K: 2 S: 12	H: 1 LOB: 0 BB: 1 P: 20	R: 0 E: 0 K: 2 S: 11	H: 0 LOB: 0 BB: 0 P: 16	R: 0 E: 0 K: 2 S: 8	H: 0 LOB: 0 BB: 0 P: 12	1B: 4 2B: 2 3B: 1 HR: 2	SF: 0 SAC: 0 DP: 0 HBP: 0	WP: 1 PB: 0 SB: 0 CS: 0	PA: 38						
PITCHER	IP WLS BF H R ER SO BB IBB HBP BLK WP HR S P ERA WHIP	5.0 W 23 7 5 5 2 2 0 0 0 0 2 43 79 9.00 1.800	1.0 L 4 1 0 0 1 0 0 0 0 0 0 13 15 0.00 1.000	0.2 L 4 1 2 2 2 1 0 0 0 0 0 9 15 27.00 3.000	1.0 H 3 0 0 0 2 0 0 0 0 0 0 10 14 0.00 0.000	0.1 H 1 0 0 0 0 0 0 0 0 0 0 4 7 0.00 0.000	1.0 S 3 0 0 0 2 0 0 0 0 0 0 0 0 2.75	1.0 S 3 0 0 0 2 0 0 0 0 0 0 0 0 1.00 0.000	1.0 S 3 0 0 0 2 0 0 0 0 0 0 0 0 2.75	9.1	1.0	S	3	0	0	0	2	0	0	0	0	0	0	0	0	0	0.00	0.000

Batter	1	2	3	4	5	6	7	8	9	AB	R	H	RBI	BB	SO	LOB	BOTTOM														
41 Carlos Santana, S OBP: 0.354, SLG: 0.475										4	2	2	2	1	0	1	Houston Astros @ Cleveland Indians Progressive Field, Cleveland, OH Thu Sep 08 2016, 12:11 PM - 4:19 PM EDT Att: 15,275 - Sunny - 87 F														
22 Jason Kipnis, L OBP: 0.347, SLG: 0.479										4	1	1	1	1	1	1															
12 Francisco Lindor, S OBP: 0.369, SLG: 0.460										3	1	2	3	1	0	1															
26 Mike Napoli, R OBP: 0.339, SLG: 0.488										3	1	0	0	0	0	4															
11 José Ramírez, S OBP: 0.362, SLG: 0.455										3	1	1	0	1	0	0															
8 Lonnie Chisenhall, L OBP: 0.337, SLG: 0.455										2	1	1	0	1	0	1															
20 Rajai Davis, R OBP: 0.319, SLG: 0.411										1	0	0	0	0	0	0															
35 Abraham Almonte, S OBP: 0.300, SLG: 0.444										4	2	2	2	0	0	1															
72 Tyler Naquin, L OBP: 0.362, SLG: 0.555										2	1	0	0	1	1	2															
6 Brandon Guyer, R OBP: 0.384, SLG: 0.410										1	0	0	0	0	0	0															
38 Chris Gimenez, R OBP: 0.281, SLG: 0.352										4	0	0	0	0	3	3															
Inning Stats	R: 0 E: 0 K: 0 S: 10	H: 1 LOB: 1 BB: 0 P: 14	R: 0 E: 0 K: 0 S: 7	H: 1 LOB: 0 BB: 0 P: 11	R: 4 E: 0 K: 0 S: 26	H: 2 LOB: 1 BB: 2 P: 45	R: 2 E: 0 K: 1 S: 15	H: 2 LOB: 2 BB: 2 P: 30	R: 4 E: 0 K: 2 S: 17	H: 3 LOB: 0 BB: 1 P: 30	R: 0 E: 0 K: 0 S: 6	H: 0 LOB: 0 BB: 1 P: 12	R: 0 E: 0 K: 0 S: 8	H: 0 LOB: 0 BB: 0 P: 13	R: 0 E: 0 K: 2 S: 8	H: 0 LOB: 0 BB: 0 P: 13	R: 0 E: 0 K: 2 S: 8	H: 0 LOB: 0 BB: 0 P: 13	1B: 3 2B: 4 3B: 1 HR: 1	SF: 0 SAC: 0 DP: 2 HBP: 1	WP: 3 PB: 0 SB: 1 CS: 0	PA: 38									
PITCHER	IP WLS BF H R ER SO BB IBB HBP BLK WP HR S P ERA WHIP	3.0 L 15 4 4 4 4 2 0 0 0 0 0 21 42 12.00 2.000	1.0 L 10 4 5 5 1 3 0 0 0 0 0 0 21 42 45.00 7.000	1.0 L 4 1 1 1 2 0 0 0 0 0 0 1 11 9.00 1.000	3.0 L 9 0 0 0 2 1 0 0 0 0 0 0 22 38 0.00 0.333	1.0 L 15 4 4 4 4 2 0 0 0 0 0 21 42 12.00 2.000	1.0 L 10 4 5 5 1 3 0 0 0 0 0 0 21 42 45.00 7.000	1.0 L 4 1 1 1 2 0 0 0 0 0 0 0 1 11 9.00 1.000	3.0 L 9 0 0 0 2 1 0 0 0 0 0 0 22 38 0.00 0.333	1.0	1.0	S	3	0	0	0	2	0	0	0	0	0	0	0	0	0	0	0	0	0.00	0.000

Houston Astros @ Cleveland Indians
 Progressive Field, Cleveland, OH
 Thu Sep 08 2016, 12:11 PM - 4:19 PM EDT
 Att: 15,275 - Sunny - 87 F

AB 35
 R 7
 H 9
 RBI 6
 BB 3
 SO 9
 LOB 9



Houston Astros @ Cleveland Indians
 Progressive Field, Cleveland, OH
 Thu Sep 08 2016, 12:11 PM - 4:19 PM EDT
 Att: 15,275 - Sunny - 87 F

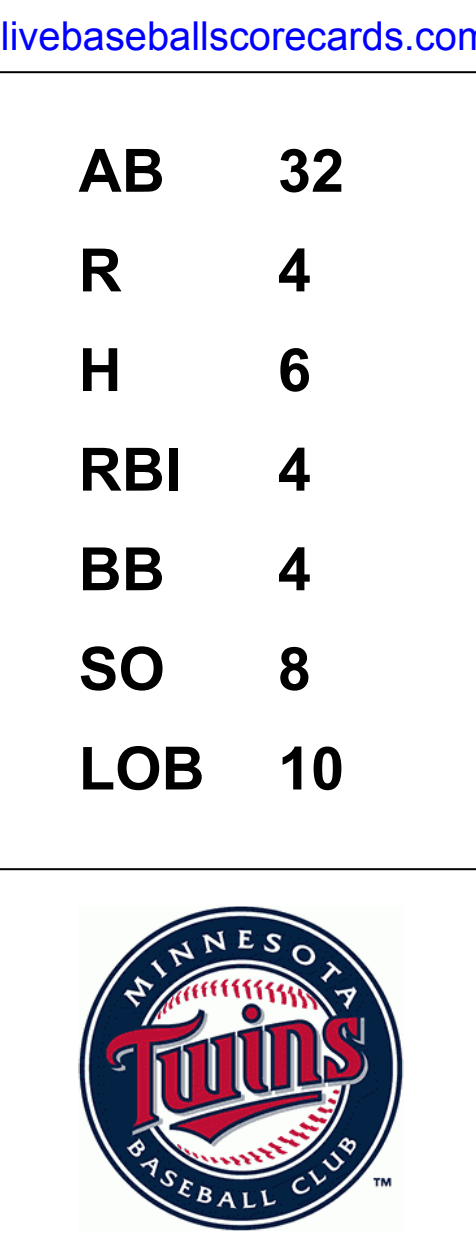
AB 31
 R 10
 H 9
 RBI 8
 BB 6
 SO 5
 LOB 14



Batter	1	2	3	4	5	6	7	8	9	AB	R	H	RBI	BB	SO	LOB	TOP											
41 Carlos Santana, S OBP: 0.352, SLG: 0.471	L8	F7		L9		BB		P5		4	0	0	0	1	0	3	Cleveland Indians @ Minnesota Twins Target Field, Minneapolis, MN Fri Sep 09 2016, 7:11 PM - 10:17 PM CDT Att: 20,173 - Cloudy - 72 F											
22 Jason Kipnis, L OBP: 0.347, SLG: 0.477	P5		HBP	K2-3		B2		BB		3	1	0	0	1	1	2												
12 Francisco Lindor, S OBP: 0.369, SLG: 0.490	1B		FC1	K		F9		1B		5	1	2	0	0	1	3												
26 Mike Napoli, R OBP: 0.340, SLG: 0.492	G5-3		L8			HR		F8		4	1	1	1	1	0	5												
11 José Ramírez, S OBP: 0.365, SLG: 0.457		1B		G3-1		BB		G6-3		5	1	3	0	0	0	5												
8 Lonnie Chisenhall, L OBP: 0.337, SLG: 0.457		L8		1B		1B		G4-3		3	1	1	2	0	1	2												
20 Rajai Davis, R OBP: 0.317, SLG: 0.499		L8		2B		K		K		2	0	0	0	0	1	0												
35 Abraham Almonte, S OBP: 0.290, SLG: 0.429		FC4		G4-3		F8		G5-3		5	0	0	1	0	0	3												
72 Tyler Naquin, L OBP: 0.366, SLG: 0.552		BB		1B		K		BB		3	0	1	1	2	1	1												
55 Roberto Pérez, R OBP: 0.275, SLG: 0.261		K		K		1B		K		4	0	1	0	0	3	5												
Inning Stats	R: 0 H: 1 E: 0 K: 0 S: 9	H: 1 LOB: 1 BB: 0 P: 12	R: 0 H: 1 E: 1 K: 1 S: 18	H: 1 LOB: 3 BB: 1 P: 27	R: 4 H: 3 E: 1 K: 1 S: 16	H: 3 LOB: 1 BB: 0 P: 20	R: 0 H: 0 E: 0 K: 2 S: 10	H: 0 LOB: 0 BB: 0 P: 18	R: 1 H: 2 E: 0 K: 2 S: 10	H: 2 LOB: 1 BB: 0 P: 13	R: 0 H: 1 E: 0 K: 0 S: 11	H: 0 LOB: 3 BB: 2 P: 25	R: 0 H: 0 E: 0 K: 2 S: 11	H: 0 LOB: 1 BB: 1 P: 18	R: 0 H: 1 E: 0 K: 0 S: 6	H: 1 LOB: 2 BB: 1 P: 12	R: 0 H: 0 E: 0 K: 0 S: 7	H: 0 LOB: 0 BB: 0 P: 7	1B: 7 2B: 1 3B: 0 HR: 1	SF: 0 SAC: 0 DP: 0 HBP: 1	WP: 0 PB: 0 SB: 0 CS: 0	PA: 44						
PITCHER	IP	WLS	BF	H	R	ER	SO	BB	IBB	HBP	BLK	WP	HR	S	P	ERA	WHIP											
21 Tyler Duffey, R ERA: 6.13	5.0	L	26	7	5	2	6	1	0	1	0	0	0	1	63	90	3.60	1.600										
62 Buddy Boshers, L ERA: 5.02	0.2		4	1	0	0	0	1	0	0	0	0	0	7	16	0.00	3.000											
51 Alex Wimmers, R ERA: 6.75	0.1		2	0	0	0	0	1	0	0	0	0	0	4	9	0.00	3.000											
55 Taylor Rogers, L ERA: 3.71	1.0		4	0	0	0	2	1	0	0	0	0	0	11	18	0.00	1.000											
57 Ryan Pressly, R ERA: 3.69	1.0		5	1	0	0	0	1	0	0	0	0	0	6	12	0.00	2.000											
60 JT Chargois, R ERA: 7.07	1.0		3	0	0	0	0	0	0	0	0	0	0	7	7	0.00	0.000											

Batter	1	2	3	4	5	6	7	8	9	AB	R	H	RBI	BB	SO	LOB	BOTTOM											
2 Brian Dozier, R OBP: 0.347, SLG: 0.575	K	2B		K				G4-3		4	0	1	1	0	2	0	Cleveland Indians @ Minnesota Twins Target Field, Minneapolis, MN Fri Sep 09 2016, 7:11 PM - 10:17 PM CDT Att: 20,173 - Cloudy - 72 F											
11 Jorge Polanco, S OBP: 0.339, SLG: 0.426	G3-1	F7		G3		G6-3		1B		4	0	1	0	0	1	1												
7 Joe Mauer, L OBP: 0.370, SLG: 0.404	HR		G3-1	G4-3		G6-3		1B		4	1	1	1	0	0	1												
22 Miguel Sanó, R OBP: 0.324, SLG: 0.457	BB		K	P3		K		K		3	0	0	0	1	2	0												
26 Max Kepler, L OBP: 0.322, SLG: 0.456	1B		G4-3	G4-3		BB		F7		3	0	1	0	1	0	0												
8 Kurt Suzuki, R OBP: 0.315, SLG: 0.414	FC6-4		F8	F8		FC5-4		G6-3		4	0	0	0	0	0	3												
32 Logan Schafer, L OBP: 0.375, SLG: 0.381		BB		K		BB		F7		2	0	0	0	2	1	0												
12 John Ryan Murphy, R OBP: 0.185, SLG: 0.231		G6-4-3		K		BB		K2-3		3	1	1	0	0	1	3												
20 Eddie Rosario, L OBP: 0.293, SLG: 0.419		1B		HR		K		K2-3		1	0	0	0	0	1	0												
25 Byron Buxton, R OBP: 0.272, SLG: 0.414		E4		HR		FC6-4		K2-3		4	2	1	2	0	1	2												
Inning Stats	R: 1 H: 2 E: 0 K: 1 S: 14	H: 2 LOB: 2 BB: 1 P: 24	R: 1 H: 1 E: 1 K: 0 S: 12	H: 1 LOB: 1 BB: 1 P: 24	R: 0 H: 0 E: 0 K: 1 S: 9	H: 0 LOB: 0 BB: 0 P: 11	R: 2 H: 2 E: 0 K: 2 S: 13	H: 2 LOB: 0 BB: 0 P: 17	R: 0 H: 0 E: 0 K: 0 S: 5	H: 0 LOB: 0 BB: 0 P: 7	R: 0 H: 0 E: 0 K: 1 S: 13	H: 0 LOB: 2 BB: 2 P: 24	R: 0 H: 1 E: 0 K: 0 S: 11	H: 0 LOB: 0 BB: 0 P: 16	R: 0 H: 0 E: 0 K: 1 S: 6	H: 0 LOB: 0 BB: 0 P: 10	R: 0 H: 0 E: 0 K: 2 S: 11	H: 0 LOB: 0 BB: 0 P: 15	1B: 3 2B: 1 3B: 0 HR: 2	SF: 0 SAC: 0 DP: 2 HBP: 0	WP: 0 PB: 0 SB: 0 CS: 0	PA: 36						
PITCHER	IP	WLS	BF	H	R	ER	SO	BB	IBB	HBP	BLK	WP	HR	S	P	ERA	WHIP											
31 Danny Salazar, R ERA: 3.87	4.0		19	5	4	3	4	2	0	0	0	0	0	2	48	76	6.75	1.750										
65 Joe Coón, R ERA: 1.69	1.0	W	4	0	0	0	0	1	0	0	0	0	0	7	13	0.00	1.000											
34 Zach McAllister, R ERA: 3.89	1.0	H	4	0	0	0	1	1	0	0	0	0	0	11	18	0.00	1.000											
61 Dan Otero, R ERA: 1.32	1.0	H	3	1	0	0	0	0	0	0	0	0	0	11	16	0.00	1.000											
27 Bryan Shaw, R ERA: 3.24	1.0	H	3	0	0	0	1	0	0	0	0	0	0	6	10	0.00	0.000											
37 Cody Allen, R ERA: 2.7	1.0	S	3	0	0	0	2	0	0	0	0	0	0	7	15	0.00	0.000											

AB	38
R	5
H	9
RBI	5
BB	5
SO	8
LOB	29



Batter	1	2	3	4	5	6	7	8	9	AB	R	H	RBI	BB	SO	LOB	TOP										
41 Carlos Santana, S (1, 10) OBP: 0.354, SLG: 0.476 36 Jesús Aguilar, R (9, PH)										3	0	1	0	1	0	1	Cleveland Indians @ Chicago White Sox U.S. Cellular Field, Chicago, IL Mon Sep 12 2016, 8:13 PM - 11:40 PM EDT Att. 12,588 - Clear - 79 F livebaseballscorecards.com										
22 Jason Kipnis, L (1, 4) OBP: 0.345, SLG: 0.471										4	0	0	0	0	1	3											
12 Francisco Lindor, S (1, 6) OBP: 0.363, SLG: 0.452										3	0	0	0	1	1	2											
26 Mike Napoli, R (1, 3)										4	1	1	1	0	1	2											
11 José Ramírez, S (1, 5) OBP: 0.363, SLG: 0.456										4	1	2	0	0	0	1											
8 Lonnie Chisenhall, L (1, 9) OBP: 0.338, SLG: 0.458										4	1	2	1	0	0	1											
20 Rajai Davis, R (1, 7) OBP: 0.315, SLG: 0.409										4	1	1	1	0	0	2											
72 Tyler Naquin, L (1, 8) OBP: 0.371, SLG: 0.548 9 Enk González, R (9, PH) OBP: 0.299, SLG: 0.393										3	0	0	0	0	0	1											
55 Roberto Pérez, R (1, 2) OBP: 0.286, SLG: 0.286 4 Coco Crisp, S (7, PH) OBP: 0.299, SLG: 0.393 45 Adam Moore, R (7, 2)										2	0	1	1	0	0	0											
Inning Stats	R: 0 E: 0 K: 1 S: 10	H: 0 LOB: 1 BB: 1 P: 14	R: 3 E: 0 K: 0 S: 9	H: 4 LOB: 0 BB: 0 P: 15	R: 0 E: 0 K: 1 S: 11	H: 0 LOB: 1 BB: 1 P: 19	R: 0 E: 0 K: 0 S: 7	H: 0 LOB: 0 BB: 0 P: 11	R: 0 E: 1 K: 0 S: 12	H: 1 LOB: 1 BB: 0 P: 16	R: 0 E: 0 K: 1 S: 8	H: 1 LOB: 1 BB: 0 P: 10	R: 1 E: 0 K: 0 S: 16	H: 2 LOB: 1 BB: 0 P: 24	R: 0 E: 0 K: 2 S: 13	H: 0 LOB: 0 BB: 0 P: 19		1B: 3 2B: 4 3B: 0 HR: 1	SF: 0 SAC: 0 DP: 1 HBP: 0	WP: 0 PB: 0 SB: 0 CS: 0	PA: 37						
PITCHER	IP	WLS	BF	H	R	ER	SO	BB	IBB	HBP	BLK	WP	HR	S	P	ERA	WHIP										
58 Miguel González, R (1, 1) ERA: 3.82	6.2	W	28	6	3	3	4	2	0	0	0	0	0	66	96	4.05	1.200										
43 Dan Jennings, L (7, 1) ERA: 1.72	0.1		1	0	0	0	0	0	0	0	0	0	0	2	3	0.00	0.000										
68 Blake Smith, R (8, 1) ERA: 4.5	1.0		5	2	1	1	0	0	0	0	0	0	1	16	24	9.00	2.000										
48 Tommy Kahnle, R (9, 1) ERA: 3.27	1.0		3	0	0	0	2	0	0	0	0	0	0	13	19	0.00	0.000										

Batter	1	2	3	4	5	6	7	8	9	AB	R	H	RBI	BB	SO	LOB	BOTTOM										
1 Adam Eaton, L (1, 8) OBP: 0.366, SLG: 0.427										4	2	2	2	1	1	2	Cleveland Indians @ Chicago White Sox U.S. Cellular Field, Chicago, IL Mon Sep 12 2016, 8:13 PM - 11:40 PM EDT Att. 12,588 - Clear - 79 F livebaseballscorecards.com										
12 Tim Anderson, R (1, 6) OBP: 0.305, SLG: 0.420										5	1	3	1	0	1	1											
53 Melky Cabrera, S (1, 7)										5	0	0	0	0	1	4											
79 José Abreu, R (1, 3) OBP: 0.351, SLG: 0.479										4	1	2	2	1	0	1											
44 Justin Morneau, L (1, 10) OBP: 0.295, SLG: 0.430 20 JB Shuck, L (8, PH) OBP: 0.253, SLG: 0.307										4	0	0	0	0	1	4											
21 Todd Frazier, R (1, 5) OBP: 0.298, SLG: 0.453										5	1	2	2	0	0	1											
26 Avisail García, R (1, 9) OBP: 0.314, SLG: 0.393										5	3	4	1	0	1	2											
38 Omar Narváez, L (1, 2) OBP: 0.390, SLG: 0.338										4	1	1	1	0	1	3											
18 Tyler Saladino, R (1, 4) OBP: 0.316, SLG: 0.420										4	1	2	1	0	1	3											
Inning Stats	R: 1 E: 0 K: 0 S: 15	H: 1 LOB: 1 BB: 1 P: 23	R: 1 E: 1 K: 1 S: 12	H: 2 LOB: 1 BB: 0 P: 18	R: 1 E: 0 K: 1 S: 17	H: 2 LOB: 1 BB: 0 P: 25	R: 2 E: 0 K: 1 S: 16	H: 3 LOB: 1 BB: 0 P: 24	R: 1 E: 0 K: 2 S: 15	H: 1 LOB: 2 BB: 1 P: 23	R: 1 E: 0 K: 2 S: 15	H: 2 LOB: 1 BB: 0 P: 18	R: 2 E: 0 K: 0 S: 18	H: 3 LOB: 1 BB: 0 P: 23	R: 2 E: 0 K: 1 S: 14	H: 2 LOB: 1 BB: 1 P: 24		1B: 10 2B: 3 3B: 0 HR: 3	SF: 1 SAC: 0 DP: 0 HBP: 0	WP: 0 PB: 1 SB: 1 CS: 0	PA: 44						
PITCHER	IP	WLS	BF	H	R	ER	SO	BB	IBB	HBP	BLK	WP	HR	S	P	ERA	WHIP										
59 Carlos Carrasco, R (1, 1) ERA: 3.32	3.2	L	20	5	4	2	1	1	0	0	0	0	0	12	20	0.00	2.000										
66 Perci Garner, R (4, 1) ERA: 4.29	1.0		5	1	1	0	1	1	0	0	0	0	0	4	5	∞	∞										
57 Kyle Crockett, L (5, 1) ERA: 5.4	0.0		1	0	0	0	1	0	0	0	0	0	0	4	5	∞	∞										
34 Zach McAllister, R (5, 1) ERA: 3.88	1.0		5	2	1	1	1	0	0	0	0	0	1	14	19	9.00	2.000										
51 Shawn Armstrong, R (6, 1) ERA: 3.38	0.2		3	1	1	1	1	0	0	0	0	0	0	11	13	13.50	1.500										
PITCHER	IP	WLS	BF	H	R	ER	SO	BB	IBB	HBP	BLK	WP	HR	S	P	ERA	WHIP										
54 Ryan Merritt, L (7, 1) ERA: 1.5	0.2		4	2	1	1	0	0	0	0	0	0	0	10	13	0.00	3.000										
49 Austin Adams, R (8, 1) ERA: 7.71	1.0		6	2	2	2	1	1	0	0	0	0	1	14	24	18.00	3.000										

Batter	1	2	3	4	5	6	7	8	9	AB	R	H	RBI	BB	SO	LOB	TOP										
20 Rajai Davis, R OBP: 0.313, SLG: 0.407										5	0	2	0	0	0	2											
22 Jason Kipnis, L OBP: 0.345, SLG: 0.472 1 Michael Martinez, S OBP: 0.287, SLG: 0.333										5	0	1	0	0	0	3											
12 Francisco Lindor, S OBP: 0.359, SLG: 0.446										5	0	1	0	0	1	3											
26 Mike Napoli, R OBP: 0.339, SLG: 0.485										3	1	0	0	1	1	3											
41 Carlos Santana, S OBP: 0.353, SLG: 0.471										3	1	0	0	1	1	2											
11 José Ramírez, S OBP: 0.383, SLG: 0.459										4	2	2	2	0	0	0											
6 Brandon Guyer, R OBP: 0.367, SLG: 0.421 35 Abraham Almonte, S OBP: 0.297, SLG: 0.423										3	1	2	1	0	1	0											
4 Coco Crisp, S OBP: 0.300, SLG: 0.403										4	1	2	3	0	1	1											
38 Chris Gimenez, R OBP: 0.278, SLG: 0.341										3	0	0	0	1	1	1											
Inning Stats	R: 0 H: 1 E: 0 K: 1 S: 10	H: 1 LOB: 1 BB: 0 P: 11	R: 0 H: 0 E: 0 K: 1 S: 10	H: 0 LOB: 0 BB: 0 P: 13	R: 0 H: 1 E: 0 K: 0 S: 8	H: 1 LOB: 1 BB: 1 P: 14	R: 3 H: 2 E: 0 K: 2 S: 19	H: 2 LOB: 1 BB: 2 P: 32	R: 0 H: 2 E: 0 K: 1 S: 13	H: 4 LOB: 1 BB: 0 P: 24	R: 0 H: 0 E: 0 K: 1 S: 13	H: 0 LOB: 0 BB: 0 P: 19	R: 0 H: 0 E: 0 K: 0 S: 5	H: 0 LOB: 0 BB: 0 P: 6	R: 0 H: 0 E: 0 K: 0 S: 6	H: 0 LOB: 0 BB: 0 P: 9	1B: 5 2B: 3 HR: 1	SF: 0 SAC: 0 DP: 1 HBP: 0	WP: 0 PB: 0 SB: 2 CS: 0	PA: 39							
PITCHER	IP	WLS	BF	H	R	ER	SO	BB	IBB	HBP	BLK	WP	HR	S	P	ERA	WHIP										
55 Carlos Rodón, L ERA: 4.04	5.0	L	26	9	6	6	5	3	0	0	0	0	1	66	95	10.80	2.400										
68 Blake Smith, R ERA: 3.0	1.0		4	1	0	0	0	0	0	0	0	0	0	9	16	0.00	1.000										
66 Michael Ynoa, R ERA: 3.24	2.0		6	0	0	0	1	0	0	0	0	0	0	18	25	0.00	0.000										
67 Juan Minaya, R ERA:	1.0		3	0	0	0	0	0	0	0	0	0	0	6	9	0.00	0.000										

Cleveland Indians @ Chicago White Sox
U.S. Cellular Field, Chicago, IL
Wed Sep 14 2016, 8:12 PM - 10:59 PM EDT
Att: 15,808 - Cloudy - 72 F

AB	36
R	6
H	10
RBI	6
BB	3
SO	6
LOB	15



Batter	1	2	3	4	5	6	7	8	9	AB	R	H	RBI	BB	SO	LOB	BOTTOM										
1 Adam Eaton, L OBP: 0.367, SLG: 0.432										4	0	1	1	0	0	0											
12 Tim Anderson, R OBP: 0.305, SLG: 0.415										4	0	0	0	0	2	1											
53 Melky Cabrera, S OBP: 0.346, SLG: 0.439										4	0	3	0	0	0	1											
79 José Abreu, R OBP: 0.349, SLG: 0.476										4	0	0	0	0	2	3											
38 Omar Narváez, L OBP: 0.372, SLG: 0.319										4	0	0	0	0	0	2											
21 Todd Frazier, R OBP: 0.297, SLG: 0.451										4	0	1	0	0	0	2											
26 Avisail García, R OBP: 0.311, SLG: 0.389										3	0	0	0	0	0	1											
5 Yolmer Sánchez, S OBP: 0.214, SLG: 0.255										3	0	0	0	0	1	0											
18 Tyler Saladino, R OBP: 0.316, SLG: 0.415										3	1	1	0	0	0	0											
Inning Stats	R: 0 H: 1 E: 0 K: 0 S: 10	H: 0 LOB: 0 BB: 0 P: 15	R: 0 H: 0 E: 0 K: 0 S: 8	H: 0 LOB: 0 BB: 0 P: 10	R: 1 H: 2 E: 0 K: 1 S: 15	H: 2 LOB: 1 BB: 0 P: 20	R: 0 H: 1 E: 0 K: 0 S: 9	H: 1 LOB: 0 BB: 0 P: 15	R: 0 H: 0 E: 0 K: 1 S: 8	H: 0 LOB: 0 BB: 0 P: 12	R: 0 H: 1 E: 0 K: 1 S: 12	H: 1 LOB: 1 BB: 0 P: 17	R: 0 H: 0 E: 0 K: 1 S: 5	H: 0 LOB: 0 BB: 0 P: 10	R: 0 H: 0 E: 0 K: 1 S: 7	H: 0 LOB: 0 BB: 0 P: 9	R: 0 H: 1 E: 1 K: 1 S: 10	H: 1 LOB: 1 BB: 0 P: 14	1B: 4 2B: 1 3B: 1 HR: 0	SF: 0 SAC: 0 DP: 1 HBP: 0	WP: 0 PB: 0 SB: 0 CS: 0	PA: 33					
PITCHER	IP	WLS	BF	H	R	ER	SO	BB	IBB	HBP	BLK	WP	HR	S	P	ERA	WHIP										
43 Josh Tomlin, R ERA: 4.75	5.0	W	19	4	1	1	2	0	0	0	0	0	0	50	72	1.80	0.800										
61 Dan Otero, R ERA: 1.56	0.2		3	1	0	0	1	0	0	0	0	0	0	11	16	0.00	1.500										
27 Bryan Shaw, R ERA: 3.12	1.1		4	0	0	0	0	0	0	0	0	0	0	6	11	0.00	0.000										
24 Andrew Miller, L ERA: 1.86	1.0		3	0	0	0	1	0	0	0	0	0	0	7	9	0.00	0.000										
37 Cody Allen, R ERA: 2.66	1.0		4	1	0	0	1	0	0	0	0	0	0	10	14	0.00	1.000										

Cleveland Indians @ Chicago White Sox
U.S. Cellular Field, Chicago, IL
Wed Sep 14 2016, 8:12 PM - 10:59 PM EDT
Att: 15,808 - Cloudy - 72 F

AB	33
R	1
H	6
RBI	1
BB	0
SO	5
LOB	10



Batter	1	2	3	4	5	6	7	8	9	10	AB	R	H	RBI	BB	SO	LOB	TOP								
3 Ian Kinsler, R OBP: 0.335, SLG: 0.471											4	0	1	0	0	0	1	Detroit Tigers @ Cleveland Indians Progressive Field, Cleveland, OH Sat Sep 17 2016, 4:21 PM - 8:13 PM EDT Att: 26,654 - Overcast - 79 F								
4 Cameron Maybin, R OBP: 0.375, SLG: 0.400											4	0	0	0	0	1	2									
24 Miguel Cabrera, R OBP: 0.384, SLG: 0.545											3	0	2	0	1	1	0									
41 Victor Martinez, S OBP: 0.347, SLG: 0.469											3	0	0	0	1	1	3									
28 J.D. Martinez, R OBP: 0.379, SLG: 0.545											3	0	1	0	1	0	2									
8 Justin Upton, R OBP: 0.297, SLG: 0.428											4	0	0	0	0	1	2									
39 Jarrod Saltalamacchia, S OBP: 0.295, SLG: 0.369											3	0	0	0	0	2	1									
31 Casey McGehee, R OBP: 0.290, SLG: 0.239											1	0	0	0	0	1	0									
17 Andrew Romine, S OBP: 0.319, SLG: 0.322											3	0	0	0	0	1	1									
34 James McCann, R OBP: 0.275, SLG: 0.357											1	0	0	0	0	1	0									
1 Jose Iglesias, R OBP: 0.298, SLG: 0.322											3	0	0	0	0	1	0									
Inning Stats	R: 0 E: 0 K: 0 S: 8	H: 2 LOB: 2 BB: 1 P: 18	R: 0 E: 0 K: 2 S: 10	H: 0 LOB: 0 BB: 1 P: 16	R: 0 E: 0 K: 1 S: 9	H: 0 LOB: 0 BB: 0 P: 14	R: 0 E: 0 K: 0 S: 7	H: 1 LOB: 0 BB: 0 P: 10	R: 0 E: 0 K: 0 S: 6	H: 0 LOB: 0 BB: 0 P: 10	R: 0 E: 0 K: 1 S: 8	H: 0 LOB: 2 BB: 1 P: 21	R: 0 E: 0 K: 2 S: 14	H: 0 LOB: 1 BB: 1 P: 21	R: 0 E: 0 K: 1 S: 9	H: 0 LOB: 0 BB: 0 P: 13	R: 0 E: 0 K: 1 S: 13	H: 1 LOB: 1 BB: 0 P: 22	R: 0 E: 0 K: 2 S: 9	H: 0 LOB: 0 BB: 0 P: 13	1B: 3 2B: 1 3B: 0 HR: 0	SF: 0 SAC: 0 DP: 2 HBP: 1	WP: 0 PB: 0 SB: 1 CS: 0	PA: 36		
PITCHER	IP WLS BF H R ER SO BB IBB HBP BLK WP HR S P ERA WHIP	59 Carlos Carrasco, R ERA: 3.32	53 Jeff Manship, R ERA: 3.35	57 Kyle Crockett, L ERA: 5.17	56 Cody Anderson, R ERA: 6.24	34 Zach McAllister, R ERA: 3.8	PITCHER	IP WLS BF H R ER SO BB IBB HBP BLK WP HR S P ERA WHIP	66 Perci Garner, R ERA: 3.68	27 Bryan Shaw, R ERA: 3.18	37 Cody Allen, R ERA: 2.61	24 Andrew Miller, L ERA: 1.59	59 Carlos Carrasco, R ERA: 3.32	53 Jeff Manship, R ERA: 3.35	57 Kyle Crockett, L ERA: 5.17	56 Cody Anderson, R ERA: 6.24	34 Zach McAllister, R ERA: 3.8	66 Perci Garner, R ERA: 3.68	27 Bryan Shaw, R ERA: 3.18	37 Cody Allen, R ERA: 2.61	24 Andrew Miller, L ERA: 1.59	59 Carlos Carrasco, R ERA: 3.32	53 Jeff Manship, R ERA: 3.35	57 Kyle Crockett, L ERA: 5.17	56 Cody Anderson, R ERA: 6.24	34 Zach McAllister, R ERA: 3.8

AB	32
R	0
H	4
RBI	0
BB	3
SO	10
LOB	12



Batter	1	2	3	4	5	6	7	8	9	10	AB	R	H	RBI	BB	SO	LOB	BOTTOM							
41 Carlos Santana, S OBP: 0.354, SLG: 0.467											2	0	0	0	3	1	0	Detroit Tigers @ Cleveland Indians Progressive Field, Cleveland, OH Sat Sep 17 2016, 4:21 PM - 8:13 PM EDT Att: 26,654 - Overcast - 79 F							
22 Jason Kipnis, L OBP: 0.347, SLG: 0.473											5	1	2	0	0	1	2								
12 Francisco Lindor, S OBP: 0.359, SLG: 0.443											3	0	0	0	2	1	3								
26 Mike Napoli, R OBP: 0.344, SLG: 0.493											3	0	0	0	2	3	5								
11 José Ramírez, S OBP: 0.361, SLG: 0.454											4	0	1	1	1	0	1								
4 Coco Crisp, S OBP: 0.297, SLG: 0.394											3	0	0	0	0	0	0								
72 Tyler Naquin, L OBP: 0.372, SLG: 0.539											4	0	1	0	0	3	2								
20 Rajai Davis, R OBP: 0.314, SLG: 0.407											0	0	0	0	0	0	0								
35 Abraham Almonte, S OBP: 0.299, SLG: 0.416											3	0	0	0	1	0	2								
55 Roberto Pérez, R OBP: 0.276, SLG: 0.285											3	0	0	0	0	1	0								
8 Lonnie Chisenhall, L OBP: 0.338, SLG: 0.458											0	0	0	0	0	0	0								
6 Brandon Guyer, R OBP: 0.369, SLG: 0.415											1	0	0	0	0	0	2								
38 Chris Gimenez, R OBP: 0.278, SLG: 0.341											0	0	0	0	0	0	0								
Inning Stats	R: 0 E: 0 K: 1 S: 10	H: 0 LOB: 0 BB: 0 P: 14	R: 0 E: 0 K: 1 S: 9	H: 0 LOB: 2 BB: 2 P: 17	R: 0 E: 0 K: 1 S: 9	H: 0 LOB: 2 BB: 2 P: 20	R: 0 E: 0 K: 1 S: 8	H: 0 LOB: 0 BB: 0 P: 12	R: 0 E: 0 K: 1 S: 8	H: 0 LOB: 0 BB: 0 P: 12	R: 0 E: 0 K: 1 S: 12	H: 1 LOB: 1 BB: 0 P: 17	R: 0 E: 0 K: 1 S: 11	H: 0 LOB: 0 BB: 0 P: 14	R: 0 E: 0 K: 3 S: 14	H: 1 LOB: 2 BB: 1 P: 25	R: 0 E: 0 K: 0 S: 11	H: 1 LOB: 3 BB: 1 P: 20	R: 1 E: 0 K: 0 S: 9	H: 1 LOB: 3 BB: 3 P: 23	1B: 3 2B: 1 3B: 0 HR: 0	SF: 0 SAC: 1 DP: 0 HBP: 0	WP: 1 PB: 0 SB: 4 CS: 0	PA: 41	
PITCHER	IP WLS BF H R ER SO BB IBB HBP BLK WP HR S P ERA WHIP	35 Justin Verlander, R ERA: 3.22	30 Alex Wilson, R ERA: 2.92	43 Bruce Rondon, R ERA: 3.16	36 Justin Wilson, L ERA: 4.28	35 Justin Verlander, R ERA: 3.22	30 Alex Wilson, R ERA: 2.92	43 Bruce Rondon, R ERA: 3.16	36 Justin Wilson, L ERA: 4.28	35 Justin Verlander, R ERA: 3.22	30 Alex Wilson, R ERA: 2.92	43 Bruce Rondon, R ERA: 3.16	36 Justin Wilson, L ERA: 4.28	35 Justin Verlander, R ERA: 3.22	30 Alex Wilson, R ERA: 2.92	43 Bruce Rondon, R ERA: 3.16	36 Justin Wilson, L ERA: 4.28	35 Justin Verlander, R ERA: 3.22	30 Alex Wilson, R ERA: 2.92	43 Bruce Rondon, R ERA: 3.16	36 Justin Wilson, L ERA: 4.28	35 Justin Verlander, R ERA: 3.22	30 Alex Wilson, R ERA: 2.92	43 Bruce Rondon, R ERA: 3.16	36 Justin Wilson, L ERA: 4.28


AB	31
R	1
H	4
RBI	1
BB	9
SO	10
LOB	17



Batter	1	2	3	4	5	6	7	8	9	AB	R	H	RBI	BB	SO	LOB	TOP					
3 Ian Kinsler, R OBP: 0.335, SLG: 0.469 17 Andrew Romine, S OBP: 0.315, SLG: 0.318	G5-3		HBP	P3		K2-3		L7		2	1	0	0	0	0	1						
4 Cameron Maybin, R OBP: 0.382, SLG: 0.403	1B		HBP	G6-4-3		1B			24 BB	3	2	2	0	2	0	1						
24 Miguel Cabrera, R OBP: 0.382, SLG: 0.545	G4-6-3		HBP						28 HR	2	2	1	0	2	0	0						
41 Victor Martinez, S OBP: 0.346, SLG: 0.466	G4-6-3		HBP						28 HR	4	0	0	1	0	1	6						
28 J.D. Martinez, R OBP: 0.381, SLG: 0.555										5	2	3	3	0	2	3						
8 Justin Upton, R OBP: 0.288, SLG: 0.432	L5								15 G4-3	4	1	1	2	1	1	4						
15 Erick Aybar, S OBP: 0.297, SLG: 0.322										5	0	2	2	0	1	1						
34 James McCann, R OBP: 0.274, SLG: 0.358										5	1	1	0	0	1	5						
1 Jose Iglesias, R OBP: 0.298, SLG: 0.322	L1									3	0	1	0	0	0	2						
Inning Stats	R: 0 E: 0 K: 0 S: 5	H: 1 LOB: 1 BB: 0 P: 9	R: 0 E: 0 K: 1 S: 12	H: 2 LOB: 2 BB: 0 P: 10	R: 3 E: 0 K: 2 S: 16	H: 2 LOB: 1 BB: 1 P: 33	R: 0 E: 0 K: 0 S: 5	H: 1 LOB: 0 BB: 0 P: 7	R: 2 E: 0 K: 1 S: 14	H: 2 LOB: 0 BB: 0 P: 20	R: 1 E: 0 K: 1 S: 18	H: 2 LOB: 2 BB: 1 P: 27	R: 0 E: 0 K: 1 S: 7	H: 0 LOB: 0 BB: 0 P: 11	R: 0 E: 0 K: 0 S: 7	H: 0 LOB: 0 BB: 0 P: 11	R: 3 E: 0 K: 1 S: 14	H: 1 LOB: 1 BB: 3 P: 29	1B: 7 2B: 2 3B: 0 HR: 2	SF: 0 SAC: 1 DP: 2 HBP: 3	WP: 1 PB: 0 SB: 0 CS: 0	PA: 44
PITCHER	IP	WLS	BF	H	R	ER	SO	BB	IBB	HBP	BLK	WP	HR	S	P	ERA	WHIP					
47 Trevor Bauer, R ERA: 4.24	5.2	L	30	10	6	6	5	2	0	3	0	1	1	65	101	9.53	2.118					
51 Shawn Armstrong, R ERA: 2.35	1.1		4	0	0	0	1	0	0	0	0	0	0	12	18	0.00	0.000					
34 Zach McAllister, R ERA: 3.72	1.0		3	0	0	0	0	0	0	0	0	0	0	7	11	0.00	0.000					
65 Joe Colón, R ERA: 5.87	0.1		4	1	3	3	1	2	0	0	0	0	1	6	14	81.00	9.000					
49 Austin Adams, R ERA: 7.41	0.2		3	0	0	0	0	1	0	0	0	0	0	8	15	0.00	1.500					

Detroit Tigers @ Cleveland Indians
Progressive Field, Cleveland, OH
Sun Sep 18 2016, 1:12 PM - 4:49 PM EDT
Att: 21,382 - Partly Cloudy - 75 F


AB 35
R 9
H 11
RBI 8
BB 5
SO 7
LOB 24



Batter	1	2	3	4	5	6	7	8	9	AB	R	H	RBI	BB	SO	LOB	BOTTOM					
20 Rajai Davis, R OBP: 0.314, SLG: 0.404	G5-3		F8							3	1	0	0	1	0	0						
22 Jason Kipnis, L OBP: 0.344, SLG: 0.469	F8									4	0	0	0	0	2	1						
12 Francisco Lindor, S OBP: 0.397, SLG: 0.441	L7									3	0	0	1	0	1	0						
26 Mike Napoli, R OBP: 0.342, SLG: 0.489										4	0	0	0	0	2	1						
41 Carlos Santana, S OBP: 0.355, SLG: 0.475										4	2	2	1	0	1	0						
11 José Ramírez, S OBP: 0.382, SLG: 0.454	L8									4	0	2	0	0	0	1						
6 Brandon Guyer, R OBP: 0.366, SLG: 0.418 8 Lonnie Chisenhall, L OBP: 0.296, SLG: 0.457	E8									3	1	1	1	0	0	2						
35 Abraham Almonte, S OBP: 0.298, SLG: 0.412										1	0	0	0	0	0	0						
38 Chris Gimenez, R OBP: 0.281, SLG: 0.343 4 Coco Crisp, S OBP: 0.296, SLG: 0.393 45 Adam Moore, R										2	1	1	0	0	1	1						
Inning Stats	R: 0 E: 0 K: 0 S: 8	H: 0 LOB: 0 BB: 0 P: 13	R: 2 E: 1 K: 2 S: 16	H: 3 LOB: 1 BB: 0 P: 27	R: 0 E: 0 K: 2 S: 8	H: 0 LOB: 0 BB: 0 P: 16	R: 0 E: 0 K: 2 S: 10	H: 1 LOB: 1 BB: 0 P: 17	R: 2 E: 0 K: 0 S: 14	H: 1 LOB: 1 BB: 1 P: 25	R: 1 E: 0 K: 0 S: 12	H: 2 LOB: 0 BB: 0 P: 17	R: 0 E: 0 K: 2 S: 9	H: 0 LOB: 0 BB: 0 P: 12	R: 0 E: 0 K: 0 S: 8	H: 0 LOB: 0 BB: 0 P: 12	R: 0 E: 0 K: 1 S: 7	H: 0 LOB: 0 BB: 0 P: 8	1B: 5 2B: 1 3B: 0 HR: 1	SF: 1 SAC: 0 DP: 0 HBP: 0	WP: 0 PB: 0 SB: 1 CS: 0	PA: 35
PITCHER	IP	WLS	BF	H	R	ER	SO	BB	IBB	HBP	BLK	WP	HR	S	P	ERA	WHIP					
44 Daniel Norris, L ERA: 3.63	5.0	W	22	5	4	1	6	1	0	0	0	0	0	56	98	1.80	1.200					
30 Alex Wilson, R ERA: 2.91	1.0	H	4	2	1	1	0	0	0	0	0	0	1	12	17	9.00	2.000					
61 Shane Greene, R ERA: 5.34	1.2	H	5	0	0	0	2	0	0	0	0	0	0	15	21	0.00	0.000					
57 Francisco Rodríguez, R ERA: 2.59	1.1	S	4	0	0	0	1	0	0	0	0	0	0	9	11	0.00	0.000					

Detroit Tigers @ Cleveland Indians
Progressive Field, Cleveland, OH
Sun Sep 18 2016, 1:12 PM - 4:49 PM EDT
Att: 21,382 - Partly Cloudy - 75 F

AB 33
R 5
H 7
RBI 4
BB 1
SO 9
LOB 6



Batter	1	2	3	4	5	6	7	8	9	AB	R	H	RBI	BB	SO	LOB	TOP				
1 Jarrod Dyson, L (1, 8) OBP: 0.329, SLG: 0.360 24 Christian Colón, R (8, PH) OBP: 0.294, SLG: 0.293	G5-3			P6		SH5-3		K		2	0	0	0	0	0	0	1 1				
15 Whit Merrifield, R (1, 4) OBP: 0.321, SLG: 0.391	K			G5-3		G6-3		K		4	0	0	0	0	2	3					
35 Eric Hosmer, L (1, 3) OBP: 0.333, SLG: 0.436	P2			G6-3		F9			F7	4	0	0	0	0	0	1					
25 Kendrys Morales, S (1, 10) OBP: 0.329, SLG: 0.471		1B				G5-3			L8	4	0	1	0	0	0	0					
13 Salvador Perez, R (1, 2) OBP: 0.287, SLG: 0.435		G6-3			2B				K	4	1	1	0	0	1	0					
4 Alex Gordon, L (1, 7) OBP: 0.313, SLG: 0.380					E7					3	0	2	1	0	1	0					
16 Paulo Orlando, R (1, 9) OBP: 0.320, SLG: 0.396				G5-3		K				3	0	0	0	0	1	2					
2 Alcides Escobar, R (1, 6) OBP: 0.301, SLG: 0.358				G6-3		G4-3				3	0	0	0	0	0	1					
19 Cheslor Cuthbert, R (1, 5) OBP: 0.315, SLG: 0.410 0 Terrance Gore, R (8, PR)				G6-3					G5-3	3	0	2	0	0	0	0					
14 Billy Burns, S (8, 8) OBP: 0.277, SLG: 0.303										0	0	0	0	0	0	0					
										0	0	0	0	0	0	0					
Inning Stats	R: 0 E: 0 K: 1 S: 6	H: 0 LOB: 0 BB: 0 P: 10	R: 0 E: 0 K: 1 S: 6	H: 1 LOB: 0 BB: 0 P: 9	R: 0 E: 0 K: 0 S: 8	H: 0 LOB: 0 BB: 0 P: 11	R: 0 E: 0 K: 0 S: 7	H: 0 LOB: 0 BB: 0 P: 13	R: 1 E: 0 K: 1 S: 11	H: 2 LOB: 1 BB: 0 P: 18	R: 0 E: 0 K: 0 S: 8	H: 1 LOB: 1 BB: 0 P: 12	R: 0 E: 0 K: 2 S: 15	H: 1 LOB: 2 BB: 0 P: 23	R: 0 E: 0 K: 1 S: 8	H: 0 LOB: 0 BB: 0 P: 10	1B: 4 2B: 1 3B: 1 HR: 0	SF: 0 SAC: 1 DP: 0 HBP: 0	WP: 1 PB: 0 SB: 1 CS: 0	PA: 32	
PITCHER	IP	WLS	BF	H	R	ER	SO	BB	IBB	HBP	BLK	WP	HR	S	P	ERA	WHIP				
43 Josh Tomlin, R (1, 1) ERA: 4.61	6.2		24	5	1	1	3	0	0	0	0	0	0	52	84	1.35	0.750				
27 Bryan Shaw, R (7, 1) ERA: 3.14	0.2		3	1	0	0	0	0	0	0	0	0	0	8	12	0.00	1.500				
24 Andrew Miller, L (8, 1) ERA: 1.55	1.2	W	5	0	0	0	3	0	0	0	0	1	0	17	24	0.00	0.000				

Kansas City Royals @ Cleveland Indians
 Progressive Field, Cleveland, OH
 Tue Sep 20 2016, 7:11 PM - 9:56 PM EDT
 Att: 13,623 - Clear - 75 F

AB	31
R	1
H	6
RBI	1
BB	0
SO	6
LOB	8



Batter	1	2	3	4	5	6	7	8	9	AB	R	H	RBI	BB	SO	LOB	BOTTOM					
41 Carlos Santana, S (1, 10) OBP: 0.355, SLG: 0.479	G3			HR		F7		FC6-4		4	1	1	1	0	0	2						
22 Jason Kipnis, L (1, 4) OBP: 0.344, SLG: 0.468	G3-1			G4-3		L8		K		4	0	1	0	0	1	1						
12 Francisco Lindor, S (1, 6) OBP: 0.397, SLG: 0.439	G3-1							G6-3		3	0	0	0	1	1	1						
26 Mike Napoli, R (1, 3) OBP: 0.340, SLG: 0.486	G3					G3-1		K		4	0	0	0	0	2	2						
11 José Ramírez, S (1, 5) OBP: 0.363, SLG: 0.454	G6-3					L9				3	0	1	0	1	0	0						
8 Lonnie Chisenhall, L (1, 9) OBP: 0.334, SLG: 0.453 4 Coco Crisp, S (8, PH) OBP: 0.290, SLG: 0.393	G1-3					P5				3	0	0	0	0	0	1						
35 Abraham Almonte, S (1, 7) OBP: 0.297, SLG: 0.408						L8				4	0	1	0	0	0	2						
72 Tyler Naquin, L (1, 8) OBP: 0.371, SLG: 0.535 20 Rajai Davis, R (8, PH) OBP: 0.313, SLG: 0.403	K									2	0	0	0	1	2	1						
55 Roberto Pérez, R (1, 2) OBP: 0.277, SLG: 0.280 6 Brandon Guyer, R (8, PH) OBP: 0.367, SLG: 0.420										1	0	1	1	0	0	0						
Inning Stats	R: 0 E: 0 K: 0 S: 12	H: 1 LOB: 1 BB: 0 P: 20	R: 0 E: 0 K: 1 S: 11	H: 1 LOB: 0 BB: 0 P: 17	R: 1 E: 0 K: 1 S: 11	H: 1 LOB: 1 BB: 1 P: 19	R: 0 E: 0 K: 0 S: 4	H: 0 LOB: 0 BB: 0 P: 6	R: 0 E: 0 K: 1 S: 7	H: 0 LOB: 1 BB: 1 P: 16	R: 0 E: 0 K: 1 S: 9	H: 1 LOB: 1 BB: 0 P: 14	R: 0 E: 0 K: 1 S: 10	H: 0 LOB: 1 BB: 1 P: 17	R: 0 E: 0 K: 2 S: 11	H: 0 LOB: 0 BB: 0 P: 14	R: 1 E: 1 K: 0 S: 8	H: 1 LOB: 2 BB: 1 P: 14	1B: 4 2B: 0 3B: 0 HR: 1	SF: 0 SAC: 1 DP: 0 HBP: 0	WP: 0 PB: 0 SB: 2 CS: 0	PA: 36
PITCHER	IP	WLS	BF	H	R	ER	SO	BB	IBB	HBP	BLK	WP	HR	S	P	ERA	WHIP					
36 Edinson Volquez, R (1, 1) ERA: 5.25	6.2		27	4	1	1	5	3	0	0	0	0	0	61	105	1.35	1.050					
64 Matt Strahm, L (7, 1) ERA: 1.0	0.1		1	0	0	0	0	0	0	0	0	0	0	3	4	0.00	0.000					
40 Kelvin Herrera, R (8, 1) ERA: 2.24	1.0		3	0	0	0	2	0	0	0	0	0	0	11	14	0.00	0.000					
33 Brian Flynn, L (9, 1) ERA: 2.32	0.1	L	3	0	1	0	0	1	0	0	0	0	0	3	8	0.00	3.000					
48 Joakim Soria, R (9, 1) ERA: 4.12	0.1		2	1	0	0	0	0	0	0	0	0	0	5	6	0.00	3.000					

Kansas City Royals @ Cleveland Indians
 Progressive Field, Cleveland, OH
 Tue Sep 20 2016, 7:11 PM - 9:56 PM EDT
 Att: 13,623 - Clear - 75 F

AB	31
R	2
H	5
RBI	2
BB	4
SO	7
LOB	13



Batter	1	2	3	4	5	6	7	8	9	AB	R	H	RBI	BB	SO	LOB	TOP							
1 Jarrod Dyson, L (1,8) OBP: 0.328, SLG: 0.358										4	0	1	0	0	1	1								
15 Whit Merrifield, R (1,4) OBP: 0.320, SLG: 0.389										4	1	1	0	0	1	1								
35 Eric Hosmer, L (1,3) OBP: 0.333, SLG: 0.435										4	1	1	0	0	1	1								
25 Kendrys Morales, S (1,10) OBP: 0.274, SLG: 0.469										4	0	1	1	0	2	1								
13 Salvador Perez, R (1,2) OBP: 0.289, SLG: 0.442										4	1	2	2	0	2	0								
4 Alex Gordon, L (1,7) 0 Terrance Gore, R (9, PR)										2	0	0	0	2	2	2								
2 Alcides Escobar, R (1,6) OBP: 0.299, SLG: 0.356										4	0	0	0	0	1	2								
19 Cheslor Cuthbert, R (1,5) OBP: 0.316, SLG: 0.411										3	0	1	0	1	0	2								
14 Billy Burns, S (1,9) OBP: 0.274, SLG: 0.300										3	0	0	0	0	1	2								
Inning Stats	R: 0 E: 0 K: 0 S: 10	H: 1 LOB: 1 BB: 0 P: 13	R: 0 E: 0 K: 1 S: 8	H: 0 LOB: 1 BB: 1 P: 12	R: 2 E: 0 K: 2 S: 18	H: 4 LOB: 2 BB: 0 P: 23	R: 0 E: 0 K: 1 S: 10	H: 0 LOB: 0 BB: 0 P: 17	R: 0 E: 0 K: 3 S: 12	H: 0 LOB: 0 BB: 0 P: 18	R: 0 E: 0 K: 1 S: 9	H: 1 LOB: 1 BB: 0 P: 16	R: 0 E: 0 K: 1 S: 9	H: 0 LOB: 0 BB: 0 P: 14	R: 1 E: 0 K: 0 S: 13	H: 1 LOB: 1 BB: 1 P: 23	1B: 5 2B: 1 3B: 0 HR: 1	SF: 0 SAC: 0 DP: 0 HBP: 0	WP: 0 PB: 0 SB: 0 CS: 2	PA: 36				
PITCHER	IP: 6.1 WLS: W BF: 26 ERA: 3.11	IP: 0.2 WLS: H BF: 2 ERA: 1.54	IP: 1.0 WLS: H BF: 3 ERA: 3.09	IP: 1.0 WLS: S BF: 4 ERA: 2.71	IP: 6.1 WLS: W BF: 26 ERA: 3.11	IP: 0.2 WLS: H BF: 2 ERA: 1.54	IP: 1.0 WLS: H BF: 3 ERA: 3.09	IP: 1.0 WLS: S BF: 4 ERA: 2.71	IP: 6.1 WLS: W BF: 26 ERA: 3.11	IP: 0.2 WLS: H BF: 2 ERA: 1.54	IP: 1.0 WLS: H BF: 3 ERA: 3.09	IP: 1.0 WLS: S BF: 4 ERA: 2.71	IP: 6.1 WLS: W BF: 26 ERA: 3.11	IP: 0.2 WLS: H BF: 2 ERA: 1.54	IP: 1.0 WLS: H BF: 3 ERA: 3.09	IP: 1.0 WLS: S BF: 4 ERA: 2.71	IP: 6.1 WLS: W BF: 26 ERA: 3.11	IP: 0.2 WLS: H BF: 2 ERA: 1.54	IP: 1.0 WLS: H BF: 3 ERA: 3.09	IP: 1.0 WLS: S BF: 4 ERA: 2.71	IP: 6.1 WLS: W BF: 26 ERA: 3.11	IP: 0.2 WLS: H BF: 2 ERA: 1.54	IP: 1.0 WLS: H BF: 3 ERA: 3.09	IP: 1.0 WLS: S BF: 4 ERA: 2.71

Kansas City Royals @ Cleveland Indians
 Progressive Field, Cleveland, OH
 Wed Sep 21 2016, 7:13 PM - 10:32 PM EDT
 Att: 13,888 - Clear - 75 F

AB	32
R	3
H	7
RBI	3
BB	3
SO	11
LOB	12



Batter	1	2	3	4	5	6	7	8	9	AB	R	H	RBI	BB	SO	LOB	BOTTOM							
41 Carlos Santana, S (1,10) OBP: 0.358, SLG: 0.484										5	1	4	1	0	0	1								
22 Jason Kipnis, L (1,4) OBP: 0.344, SLG: 0.471										5	1	2	1	0	2	3								
12 Francisco Lindor, S (1,6) OBP: 0.354, SLG: 0.436										4	0	0	0	0	1	4								
26 Mike Napoli, R (1,3) OBP: 0.338, SLG: 0.482										4	0	0	0	0	2	4								
11 José Ramírez, S (1,5) OBP: 0.367, SLG: 0.462										3	1	3	1	1	0	0								
8 Lonnie Chisenhall, L (1,9) 35 Abraham Almonte, S (7, PH)										3	0	1	1	0	1	2								
20 Rajai Davis, R (1,7) OBP: 0.313, SLG: 0.402										4	0	1	0	0	0	5								
72 Tyler Naquin, L (1,8) OBP: 0.376, SLG: 0.535										2	1	1	0	2	0	1								
55 Roberto Pérez, R (1,2) OBP: 0.278, SLG: 0.281										3	0	1	0	0	1	3								
Inning Stats	R: 0 E: 0 K: 0 S: 13	H: 1 LOB: 0 BB: 0 P: 20	R: 1 E: 0 K: 0 S: 14	H: 2 LOB: 1 BB: 0 P: 20	R: 0 E: 0 K: 2 S: 11	H: 2 LOB: 2 BB: 0 P: 16	R: 0 E: 0 K: 0 S: 10	H: 1 LOB: 2 BB: 1 P: 19	R: 2 E: 0 K: 1 S: 15	H: 3 LOB: 1 BB: 0 P: 20	R: 0 E: 0 K: 1 S: 11	H: 1 LOB: 1 BB: 1 P: 21	R: 0 E: 0 K: 2 S: 18	H: 1 LOB: 3 BB: 1 P: 29	R: 1 E: 0 K: 1 S: 12	H: 2 LOB: 0 BB: 0 P: 19	1B: 7 2B: 6 3B: 0 HR: 0	SF: 0 SAC: 1 DP: 1 HBP: 1	WP: 0 PB: 0 SB: 0 CS: 1	PA: 38				
PITCHER	IP: 5.2 WLS: L BF: 27 ERA: 3.64	IP: 1.0 WLS: H BF: 6 ERA: 0.95	IP: 1.0 WLS: H BF: 4 ERA: 8.31	IP: 0.1 WLS: S BF: 1 ERA: 3.57	IP: 5.2 WLS: L BF: 27 ERA: 3.64	IP: 1.0 WLS: H BF: 6 ERA: 0.95	IP: 1.0 WLS: H BF: 4 ERA: 8.31	IP: 0.1 WLS: S BF: 1 ERA: 3.57	IP: 5.2 WLS: L BF: 27 ERA: 3.64	IP: 1.0 WLS: H BF: 6 ERA: 0.95	IP: 1.0 WLS: H BF: 4 ERA: 8.31	IP: 0.1 WLS: S BF: 1 ERA: 3.57	IP: 5.2 WLS: L BF: 27 ERA: 3.64	IP: 1.0 WLS: H BF: 6 ERA: 0.95	IP: 1.0 WLS: H BF: 4 ERA: 8.31	IP: 0.1 WLS: S BF: 1 ERA: 3.57	IP: 5.2 WLS: L BF: 27 ERA: 3.64	IP: 1.0 WLS: H BF: 6 ERA: 0.95	IP: 1.0 WLS: H BF: 4 ERA: 8.31	IP: 0.1 WLS: S BF: 1 ERA: 3.57	IP: 5.2 WLS: L BF: 27 ERA: 3.64	IP: 1.0 WLS: H BF: 6 ERA: 0.95	IP: 1.0 WLS: H BF: 4 ERA: 8.31	IP: 0.1 WLS: S BF: 1 ERA: 3.57

Kansas City Royals @ Cleveland Indians
 Progressive Field, Cleveland, OH
 Wed Sep 21 2016, 7:13 PM - 10:32 PM EDT
 Att: 13,888 - Clear - 75 F

AB	33
R	4
H	13
RBI	4
BB	3
SO	7
LOB	23



Batter	1	2	3	4	5	6	7	8	9	AB	R	H	RBI	BB	SO	LOB	TOP										
1 Jarrod Dyson, L (1, 8) OBP: 0.330, SLG: 0.360	G1-3		1B		L8			E6 G3-1		4	0	2	0	0	0	1	Kansas City Royals @ Cleveland Indians Progressive Field, Cleveland, OH Thu Sep 22 2016, 7:13 PM - 9:48 PM EDT Att: 15,253 - Cloudy - 78 F										
15 Whit Merrifield, R (1, 4) OBP: 0.315, SLG: 0.384	F9		F7		K			G3-1		4	0	0	0	0	1	4											
35 Eric Hosmer, L (1, 3) OBP: 0.331, SLG: 0.432	G3-1		F8		G3			K		4	0	0	0	0	1	4											
25 Kendrys Morales, S (1, 10) OBP: 0.326, SLG: 0.466	G6-3		F7		G6-3			K		4	0	0	0	0	1	3											
13 Salvador Perez, R (1, 2) OBP: 0.289, SLG: 0.442	K				G5-3			G6-3		4	0	1	0	0	1	0											
4 Alex Gordon, L (1, 7) OBP: 0.314, SLG: 0.377	2 HR 1B				K			G6-3		4	1	1	0	0	2	1											
2 Alcides Escobar, R (1, 6) OBP: 0.299, SLG: 0.360	1-H HR				K			F9		4	1	1	2	0	2	1											
16 Paulo Orlando, R (1, 9) OBP: 0.321, SLG: 0.396	L9				G5-3			19 S6-4-3 1B		3	0	1	0	0	0	1											
19 Cheslor Cuthbert, R (1, 5) OBP: 0.319, SLG: 0.410			1B BB					G6-4-3		1	0	0	0	2	0	1											
Inning Stats	R: 0 H: 0 K: 0 S: 8	H: 0 LOB: 0 BB: 0 P: 14	R: 2 H: 2 K: 1 S: 9	H: 2 LOB: 0 BB: 0 P: 14	R: 0 H: 1 K: 0 S: 7	H: 1 LOB: 2 BB: 1 P: 16	R: 0 H: 1 K: 2 S: 15	H: 1 LOB: 1 BB: 0 P: 23	R: 0 H: 0 K: 1 S: 11	H: 0 LOB: 0 BB: 0 P: 17	R: 0 H: 1 K: 1 S: 10	H: 1 LOB: 1 BB: 0 P: 13	R: 0 H: 1 K: 2 S: 13	H: 0 LOB: 0 BB: 0 P: 8	R: 0 H: 0 K: 0 S: 5	H: 0 LOB: 0 BB: 0 P: 8	1B: 4 2B: 1 3B: 0 HR: 1	SF: 0 SAC: 0 DP: 1 HBP: 0	WP: 0 PB: 0 SB: 1 CS: 0	PA: 34							
PITCHER	IP	WLS	BF	H	R	ER	SO	BB	IBB	HBP	BLK	WP	HR	S	P	ERA	WHIP										
73 Mike Clevinger, R (1, 1) ERA: 4.65	5.0		21	4	2	2	4	2	0	0	0	0	1	47	80	3.60	1.200										
61 Dan Otero, R (6, 1) ERA: 1.49	2.0	W	6	1	0	0	2	0	0	0	0	0	0	21	30	0.00	0.500										
27 Bryan Shaw, R (8, 1) ERA: 3.05	1.0	H	4	1	0	0	2	0	0	0	0	0	0	13	20	0.00	1.000										
37 Cody Allen, R (9, 1) ERA: 2.67	1.0	S	3	0	0	0	0	0	0	0	0	0	0	5	8	0.00	0.000										

Batter	1	2	3	4	5	6	7	8	9	AB	R	H	RBI	BB	SO	LOB	BOTTOM										
20 Rajai Davis, R (1, 8) OBP: 0.310, SLG: 0.398	K		P4		G5-3			G3		4	0	0	0	0	1	2	Kansas City Royals @ Cleveland Indians Progressive Field, Cleveland, OH Thu Sep 22 2016, 7:13 PM - 9:48 PM EDT Att: 15,253 - Cloudy - 78 F										
22 Jason Kipnis, L (1, 4) OBP: 0.345, SLG: 0.475	HR		P3				12 41 HR HBP	K		3	2	1	1	0	1	1											
12 Francisco Lindor, S (1, 6) OBP: 0.355, SLG: 0.434	41 2B BB		K					L6		2	2	0	0	2	1	0											
26 Mike Napoli, R (1, 10) OBP: 0.336, SLG: 0.478	K				G6-3			G4-3		4	0	0	0	0	1	3											
41 Carlos Santana, S (1, 3) OBP: 0.361, SLG: 0.492	1-H 2B				G6-3			11 2B BB		3	1	2	4	1	0	0											
11 José Ramírez, S (1, 5) OBP: 0.386, SLG: 0.463	L8				F9			G4-3		4	0	1	0	0	0	1											
6 Brandon Guyer, R (1, 9) OBP: 0.366, SLG: 0.419	L8							F8		1	0	0	0	0	0	0											
8 Lonnie Chisenhall, L (5, PH) OBP: 0.335, SLG: 0.451								55 B2-6-4 1B HBP		1	0	0	0	0	0	0											
4 Coco Crisp, S (1, 7) OBP: 0.299, SLG: 0.393	L4							20 G3 55 SH1-3 BB		2	0	1	0	1	0	0											
1 Michael Martínez, S (8, 8) OBP: 0.286, SLG: 0.330								55 B2-6-4 1B		0	0	0	0	0	0	0											
55 Roberto Pérez, R (1, 2) OBP: 0.275, SLG: 0.277	K				B2-6-4			SH1-3		2	0	0	0	0	1	2											
Inning Stats	R: 2 H: 2 K: 2 S: 22	H: 2 LOB: 1 BB: 1 P: 31	R: 0 H: 0 K: 1 S: 11	H: 0 LOB: 0 BB: 0 P: 15	R: 0 H: 0 K: 1 S: 8	H: 0 LOB: 0 BB: 0 P: 12	R: 0 H: 0 K: 0 S: 7	H: 0 LOB: 0 BB: 0 P: 12	R: 3 H: 1 K: 0 S: 10	H: 1 LOB: 1 BB: 1 P: 20	R: 0 H: 0 K: 1 S: 5	H: 0 LOB: 1 BB: 1 P: 12	R: 0 H: 1 K: 0 S: 7	H: 1 LOB: 2 BB: 1 P: 15	R: 0 H: 0 K: 0 S: 5	H: 0 LOB: 0 BB: 0 P: 8	1B: 1 2B: 2 3B: 0 HR: 2	SF: 0 SAC: 1 DP: 1 HBP: 2	WP: 0 PB: 0 SB: 1 CS: 0	PA: 33							
PITCHER	IP	WLS	BF	H	R	ER	SO	BB	IBB	HBP	BLK	WP	HR	S	P	ERA	WHIP										
51 Jason Vargas, L (1, 1) ERA: 3.86	4.0		15	2	2	2	4	1	0	0	0	0	1	48	70	4.50	0.750										
53 Dillon Gee, R (5, 1) ERA: 4.63	2.2	L	13	2	3	3	0	2	0	2	0	0	1	25	44	10.12	1.500										
33 Brian Flynn, L (7, 1) ERA: 2.26	1.1		5	1	0	0	1	1	0	0	0	0	0	10	21	0.00	1.500										

AB 32
R 2
H 6
RBI 2
BB 2
SO 8
LOB 16



WP: 0
PB: 0
SB: 1
CS: 0

AB 26
R 5
H 5
RBI 5
BB 4
SO 5
LOB 9



Batter	1	2	3	4	5	6	7	8	9	AB	R	H	RBI	BB	SO	LOB	TOP	
1 Adam Eaton, L OBP: 0.361, SLG: 0.430 28 Leury Garcia, S OBP: 0.250, SLG: 0.211										3	0	0	0	0	0	0	Chicago White Sox @ Cleveland Indians Progressive Field, Cleveland, OH Fri Sep 23 2016, 7:10 PM - 10:12 PM EDT Att: 18,937 - Partly Cloudy - 75 F	
12 Tim Anderson, R OBP: 0.302, SLG: 0.408										4	1	2	0	0	0			
53 Melky Cabrera, S OBP: 0.347, SLG: 0.454 36 Jason Coats, R OBP: 0.283, SLG: 0.304										3	1	2	2	1	0	0		
79 José Abreu, R OBP: 0.352, SLG: 0.479										4	0	0	0	0	0	3		
44 Justin Morneau, L OBP: 0.297, SLG: 0.428										4	0	0	0	0	3	1		
21 Todd Frazier, R OBP: 0.304, SLG: 0.462										3	1	2	0	1	1	0		
26 Avisail Garcia, R OBP: 0.308, SLG: 0.392										4	1	1	2	0	1	2		
38 Omar Narváez, L OBP: 0.347, SLG: 0.291 61 Kevan Smith, R OBP: 0.154, SLG: 0.154										3	0	0	0	0	1	1		
5 Yolmer Sánchez, S OBP: 0.214, SLG: 0.298										3	0	0	0	0	1	0		
Inning Stats	R: 2 E: 0 K: 1 S: 12	H: 2 LOB: 0 BB: 0 P: 15	R: 0 E: 0 K: 1 S: 7	H: 1 LOB: 1 BB: 0 P: 11	R: 0 E: 0 K: 0 S: 9	H: 0 LOB: 0 BB: 0 P: 11	R: 0 E: 0 K: 1 S: 8	H: 1 LOB: 1 BB: 0 P: 12	R: 0 E: 0 K: 0 S: 7	H: 0 LOB: 1 BB: 1 P: 13	R: 0 E: 0 K: 1 S: 15	H: 1 LOB: 2 BB: 1 P: 24	R: 0 E: 0 K: 2 S: 9	H: 0 LOB: 0 BB: 0 P: 13	1B: 2 2B: 3 3B: 1 HR: 2	SF: 0 SAC: 0 DP: 2 HBP: 0		WP: 0 PB: 0 SB: 0 CS: 1
PITCHER	IP: 7.2 WLS: W BF: 30	H: 7 R: 4 ER: 4 SO: 6	BB: 2 IBB: 0 HBP: 0 BLK: 0	WP: 0 HR: 2 S: 74 P: 110	ERA: 4.70 WHIP: 1.174	PITCHER	IP: 1.1 WLS: W BF: 4	H: 0 R: 0 ER: 0 SO: 2	BB: 0 IBB: 0 HBP: 0 BLK: 0	WP: 0 HR: 0 S: 11 P: 15	ERA: 0.00 WHIP: 0.000							

Batter	1	2	3	4	5	6	7	8	9	AB	R	H	RBI	BB	SO	LOB	BOTTOM												
41 Carlos Santana, S OBP: 0.364, SLG: 0.495										4	2	3	0	1	0	0	Chicago White Sox @ Cleveland Indians Progressive Field, Cleveland, OH Fri Sep 23 2016, 7:10 PM - 10:12 PM EDT Att: 18,937 - Partly Cloudy - 75 F												
22 Jason Kipnis, L OBP: 0.344, SLG: 0.472 35 Abraham Almonte, S OBP: 0.301, SLG: 0.408										4	1	0	0	0	2	3													
12 Francisco Lindor, S OBP: 0.354, SLG: 0.432 9 Erik González, R OBP: 0.182, SLG: 0.100										3	1	0	1	1	0	2													
26 Mike Napoli, R OBP: 0.338, SLG: 0.480 36 Jesús Aguilar, R										5	3	3	2	0	0	1													
11 José Ramírez, S OBP: 0.367, SLG: 0.469										5	3	2	4	0	0	1													
8 Lonnie Chisenhall, L OBP: 0.336, SLG: 0.448										4	0	1	0	1	1	2													
4 Coco Crisp, S OBP: 0.304, SLG: 0.399 1 Michael Martínez, S OBP: 0.286, SLG: 0.330										4	0	3	3	0	0	1													
72 Tyler Naquin, L OBP: 0.374, SLG: 0.531										4	0	1	0	0	0	4													
55 Roberto Pérez, R OBP: 0.288, SLG: 0.270 45 Adam Moore, R										4	0	0	0	0	1	2													
Inning Stats	R: 0 E: 0 K: 0 S: 9	H: 1 LOB: 1 BB: 0 P: 16	R: 0 E: 0 K: 0 S: 8	H: 1 LOB: 1 BB: 0 P: 11	R: 0 E: 0 K: 1 S: 9	H: 0 LOB: 0 BB: 0 P: 14	R: 2 E: 0 K: 1 S: 19	H: 4 LOB: 2 BB: 0 P: 32	R: 4 E: 1 K: 1 S: 22	H: 3 LOB: 1 BB: 0 P: 30	R: 4 E: 0 K: 1 S: 18	H: 4 LOB: 2 BB: 2 P: 31	R: 0 E: 0 K: 0 S: 9	H: 0 LOB: 1 BB: 1 P: 20	R: 0 E: 0 K: 0 S: 7	H: 0 LOB: 0 BB: 0 P: 12		1B: 9 2B: 3 3B: 0 HR: 1	SF: 1 SAC: 0 DP: 0 HBP: 1	WP: 1 PB: 0 SB: 1 CS: 0	PA: 42								
PITCHER	IP: 4.1 WLS: L BF: 22	H: 8 R: 5 ER: 4 SO: 2	BB: 0 IBB: 0 HBP: 0 BLK: 0	WP: 0 HR: 1 S: 56 P: 88	ERA: 8.31 WHIP: 1.846	PITCHER	IP: 1.0 WLS: L BF: 6	H: 2 R: 2 ER: 1 SO: 1	BB: 0 IBB: 0 HBP: 0 BLK: 0	WP: 0 HR: 0 S: 15 P: 20	ERA: 9.00 WHIP: 2.000	PITCHER	IP: 0.1 WLS: L BF: 3	H: 3 R: 3 ER: 3 SO: 1	BB: 2 IBB: 0 HBP: 0 BLK: 0	WP: 0 HR: 0 S: 10 P: 19	ERA: 81.00 WHIP: 15.000	PITCHER	IP: 1.1 WLS: L BF: 5	H: 0 R: 0 ER: 0 SO: 0	BB: 1 IBB: 0 HBP: 0 BLK: 0	WP: 0 HR: 0 S: 13 P: 27	ERA: 0.00 WHIP: 0.750	PITCHER	IP: 1.0 WLS: L BF: 3	H: 0 R: 0 ER: 0 SO: 0	BB: 0 IBB: 0 HBP: 0 BLK: 0	WP: 0 HR: 0 S: 7 P: 12	ERA: 0.00 WHIP: 0.000

Batter	1	2	3	4	5	6	7	8	9	AB	R	H	RBI	BB	SO	LOB	TOP								
12 Tim Anderson, R OBP: 0.300, SLG: 0.404										4	0	1	0	0	0	0									
53 Melky Cabrera, S OBP: 0.345, SLG: 0.452										4	0	0	0	0	0	1									
79 José Abreu, R OBP: 0.351, SLG: 0.477										4	0	0	0	0	0	1									
44 Justin Morneau, L OBP: 0.291, SLG: 0.417										3	0	0	0	0	0	1									
20 JB Shuck, L OBP: 0.232, SLG: 0.305										1	1	0	0	0	0	0									
21 Todd Frazier, R OBP: 0.306, SLG: 0.468										3	2	1	0	1	1										
26 Avisail García, R OBP: 0.308, SLG: 0.390										4	0	1	0	0	1	2									
38 Omar Narváez, L OBP: 0.352, SLG: 0.300										4	0	2	1	0	0	1									
5 Yolmer Sánchez, S OBP: 0.239, SLG: 0.331										2	0	1	2	1	0	0									
28 Leury García, S OBP: 0.250, SLG: 0.222										4	0	0	0	0	1	5									
Inning Stats	R: 0 E: 0 K: 0 S: 10	H: 1 LOB: 1 BB: 0 P: 16	R: 0 E: 0 K: 0 S: 8	H: 0 LOB: 0 BB: 0 P: 10	R: 0 E: 0 K: 0 S: 10	H: 0 LOB: 0 BB: 0 P: 13	R: 0 E: 0 K: 0 S: 9	H: 0 LOB: 1 BB: 0 P: 10	R: 1 E: 0 K: 0 S: 10	H: 2 LOB: 1 BB: 0 P: 12	R: 0 E: 0 K: 0 S: 7	H: 0 LOB: 0 BB: 0 P: 13	R: 1 E: 2 K: 2 S: 19	H: 2 LOB: 2 BB: 0 P: 25	R: 0 E: 0 K: 0 S: 8	H: 0 LOB: 2 BB: 0 P: 12	R: 1 E: 0 K: 1 S: 22	H: 1 LOB: 2 BB: 2 P: 42	1B: 6 2B: 0 3B: 0 HR: 0	SF: 1 SAC: 0 DP: 0 HBP: 0	WP: 0 PB: 0 SB: 2 CS: 0	PA: 36			
PITCHER	IP WLS BF H R ER SO BB IBB HBP BLK WP HR S P ERA WHIP	IP WLS BF H R ER SO BB IBB HBP BLK WP HR S P ERA WHIP	IP WLS BF H R ER SO BB IBB HBP BLK WP HR S P ERA WHIP	IP WLS BF H R ER SO BB IBB HBP BLK WP HR S P ERA WHIP	IP WLS BF H R ER SO BB IBB HBP BLK WP HR S P ERA WHIP	IP WLS BF H R ER SO BB IBB HBP BLK WP HR S P ERA WHIP	IP WLS BF H R ER SO BB IBB HBP BLK WP HR S P ERA WHIP	IP WLS BF H R ER SO BB IBB HBP BLK WP HR S P ERA WHIP	IP WLS BF H R ER SO BB IBB HBP BLK WP HR S P ERA WHIP	IP WLS BF H R ER SO BB IBB HBP BLK WP HR S P ERA WHIP	IP WLS BF H R ER SO BB IBB HBP BLK WP HR S P ERA WHIP	IP WLS BF H R ER SO BB IBB HBP BLK WP HR S P ERA WHIP	IP WLS BF H R ER SO BB IBB HBP BLK WP HR S P ERA WHIP	IP WLS BF H R ER SO BB IBB HBP BLK WP HR S P ERA WHIP	IP WLS BF H R ER SO BB IBB HBP BLK WP HR S P ERA WHIP	IP WLS BF H R ER SO BB IBB HBP BLK WP HR S P ERA WHIP	IP WLS BF H R ER SO BB IBB HBP BLK WP HR S P ERA WHIP	IP WLS BF H R ER SO BB IBB HBP BLK WP HR S P ERA WHIP	IP WLS BF H R ER SO BB IBB HBP BLK WP HR S P ERA WHIP	IP WLS BF H R ER SO BB IBB HBP BLK WP HR S P ERA WHIP	IP WLS BF H R ER SO BB IBB HBP BLK WP HR S P ERA WHIP	IP WLS BF H R ER SO BB IBB HBP BLK WP HR S P ERA WHIP	IP WLS BF H R ER SO BB IBB HBP BLK WP HR S P ERA WHIP	IP WLS BF H R ER SO BB IBB HBP BLK WP HR S P ERA WHIP	IP WLS BF H R ER SO BB IBB HBP BLK WP HR S P ERA WHIP

Chicago White Sox @ Cleveland Indians
Progressive Field, Cleveland, OH
Sun Sep 25 2016, 1:12 PM - 3:57 PM EDT
Att: 24,118 - Sunny - 70 F

AB	33
R	3
H	6
RBI	3
BB	2
SO	3
LOB	12



Batter	1	2	3	4	5	6	7	8	9	AB	R	H	RBI	BB	SO	LOB	BOTTOM								
20 Rajai Davis, R OBP: 0.309, SLG: 0.395										4	0	0	0	0	3	2									
22 Jason Kipnis, L OBP: 0.341, SLG: 0.467										4	0	0	0	0	3	0									
11 José Ramírez, S OBP: 0.367, SLG: 0.470										3	0	0	0	1	1	0									
26 Mike Napoli, R OBP: 0.337, SLG: 0.475										3	0	0	0	1	2	1									
41 Carlos Santana, S OBP: 0.361, SLG: 0.490										4	0	1	0	0	1	2									
6 Brandon Guyer, R OBP: 0.371, SLG: 0.424										3	0	1	0	0	2	2									
4 Coco Crisp, S OBP: 0.303, SLG: 0.395										2	0	0	0	1	1	2									
38 Chris Gimenez, R OBP: 0.277, SLG: 0.338										1	0	0	0	0	0	0									
36 Jesús Aguilar, R OBP: 0.303, SLG: 0.415										1	0	0	0	0	0	1									
45 Adam Moore, R OBP: 0.167, SLG: 0.091										0	0	0	0	0	0	0									
Inning Stats	R: 0 E: 0 K: 1 S: 8	H: 0 LOB: 0 BB: 0 P: 10	R: 0 E: 0 K: 1 S: 6	H: 0 LOB: 1 BB: 1 P: 12	R: 0 E: 0 K: 1 S: 8	H: 0 LOB: 0 BB: 0 P: 10	R: 0 E: 0 K: 2 S: 10	H: 0 LOB: 1 BB: 1 P: 20	R: 0 E: 0 K: 1 S: 11	H: 1 LOB: 2 BB: 1 P: 16	R: 0 E: 0 K: 0 S: 6	H: 0 LOB: 0 BB: 0 P: 7	R: 0 E: 0 K: 2 S: 12	H: 1 LOB: 0 BB: 0 P: 17	R: 0 E: 0 K: 3 S: 12	H: 0 LOB: 0 BB: 0 P: 16	R: 0 E: 0 K: 3 S: 9	H: 0 LOB: 0 BB: 0 P: 12	1B: 2 2B: 0 3B: 0 HR: 0	SF: 0 SAC: 1 DP: 0 HBP: 0	WP: 1 PB: 1 SB: 0 CS: 0	PA: 32			
PITCHER	IP WLS BF H R ER SO BB IBB HBP BLK WP HR S P ERA WHIP	IP WLS BF H R ER SO BB IBB HBP BLK WP HR S P ERA WHIP	IP WLS BF H R ER SO BB IBB HBP BLK WP HR S P ERA WHIP	IP WLS BF H R ER SO BB IBB HBP BLK WP HR S P ERA WHIP	IP WLS BF H R ER SO BB IBB HBP BLK WP HR S P ERA WHIP	IP WLS BF H R ER SO BB IBB HBP BLK WP HR S P ERA WHIP	IP WLS BF H R ER SO BB IBB HBP BLK WP HR S P ERA WHIP	IP WLS BF H R ER SO BB IBB HBP BLK WP HR S P ERA WHIP	IP WLS BF H R ER SO BB IBB HBP BLK WP HR S P ERA WHIP	IP WLS BF H R ER SO BB IBB HBP BLK WP HR S P ERA WHIP	IP WLS BF H R ER SO BB IBB HBP BLK WP HR S P ERA WHIP	IP WLS BF H R ER SO BB IBB HBP BLK WP HR S P ERA WHIP	IP WLS BF H R ER SO BB IBB HBP BLK WP HR S P ERA WHIP	IP WLS BF H R ER SO BB IBB HBP BLK WP HR S P ERA WHIP	IP WLS BF H R ER SO BB IBB HBP BLK WP HR S P ERA WHIP	IP WLS BF H R ER SO BB IBB HBP BLK WP HR S P ERA WHIP	IP WLS BF H R ER SO BB IBB HBP BLK WP HR S P ERA WHIP	IP WLS BF H R ER SO BB IBB HBP BLK WP HR S P ERA WHIP	IP WLS BF H R ER SO BB IBB HBP BLK WP HR S P ERA WHIP	IP WLS BF H R ER SO BB IBB HBP BLK WP HR S P ERA WHIP	IP WLS BF H R ER SO BB IBB HBP BLK WP HR S P ERA WHIP	IP WLS BF H R ER SO BB IBB HBP BLK WP HR S P ERA WHIP	IP WLS BF H R ER SO BB IBB HBP BLK WP HR S P ERA WHIP	IP WLS BF H R ER SO BB IBB HBP BLK WP HR S P ERA WHIP	IP WLS BF H R ER SO BB IBB HBP BLK WP HR S P ERA WHIP

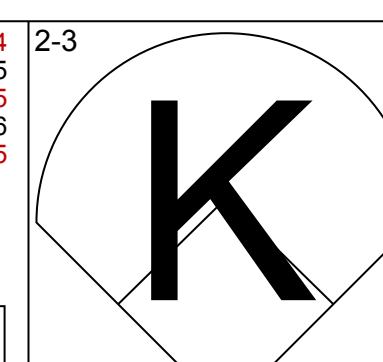
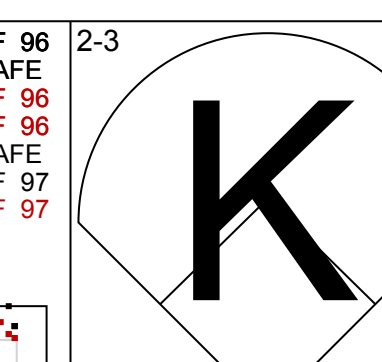
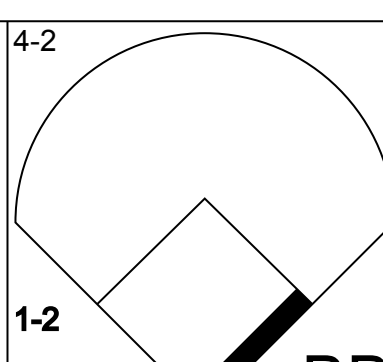
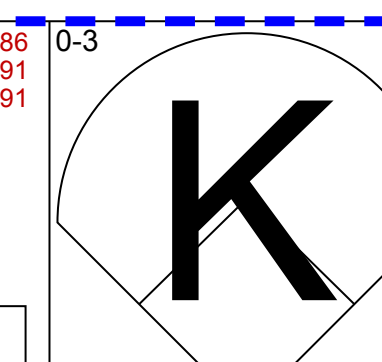
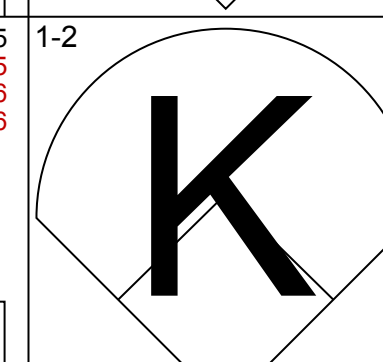
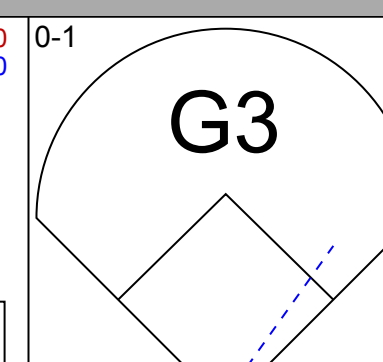
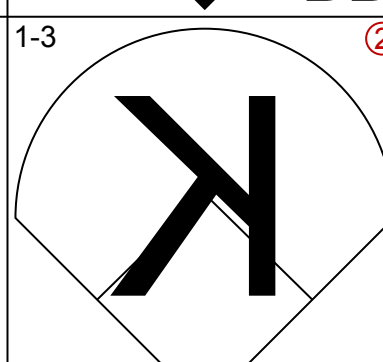
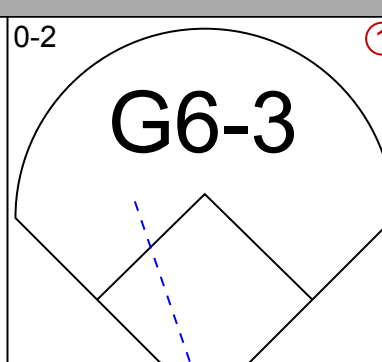
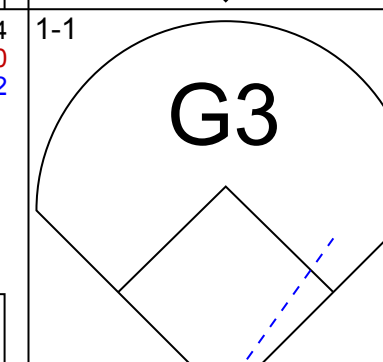
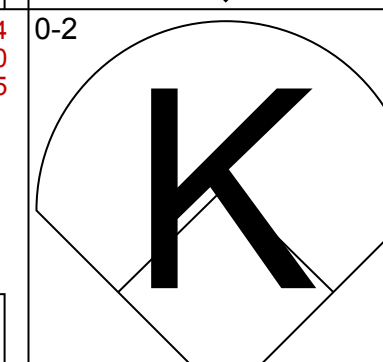
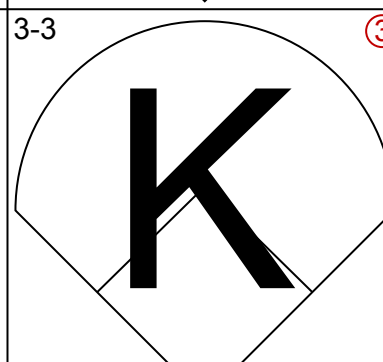
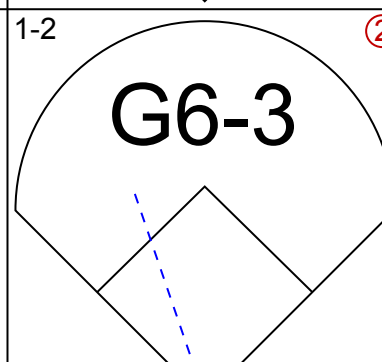
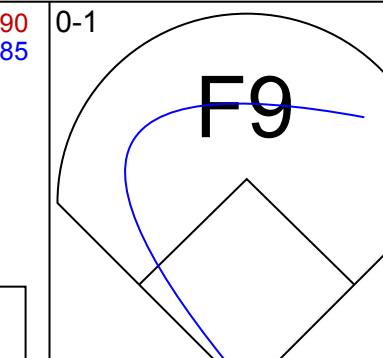
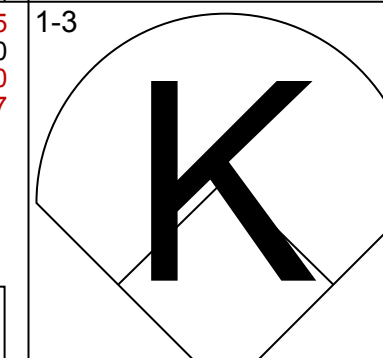
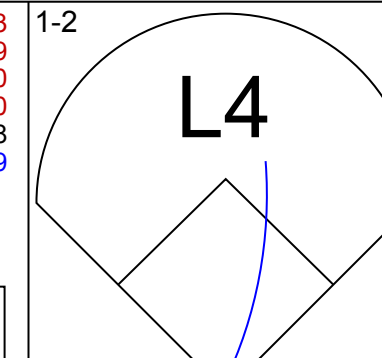
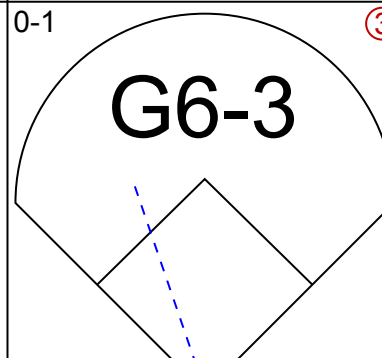
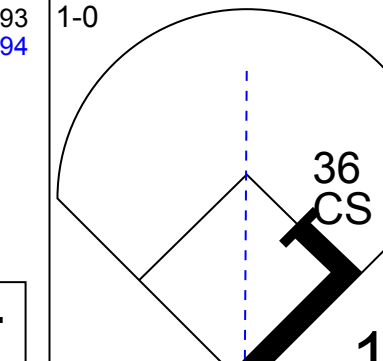
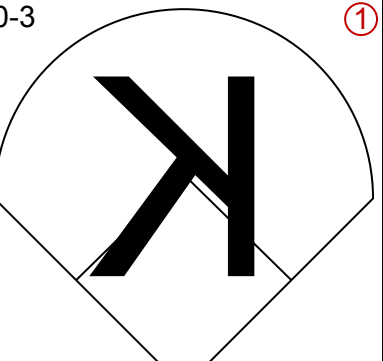
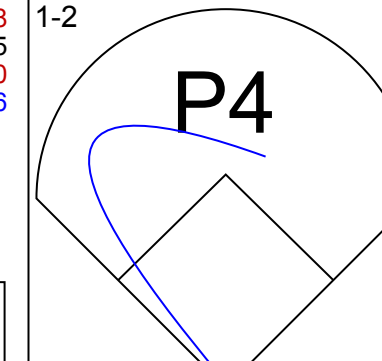
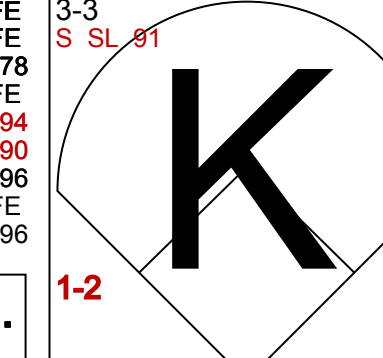
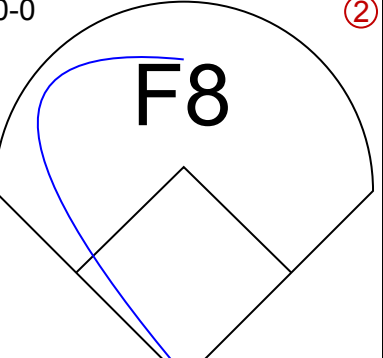
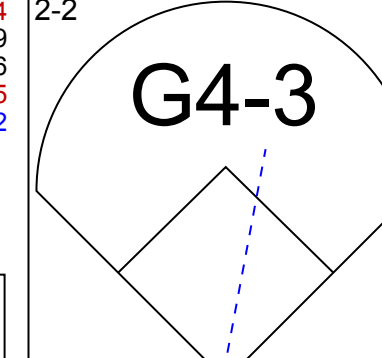
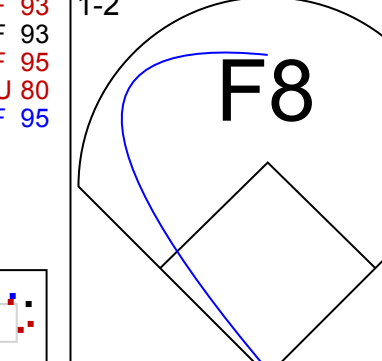
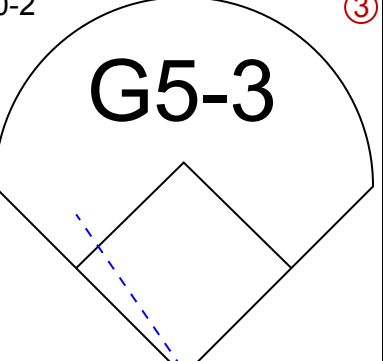
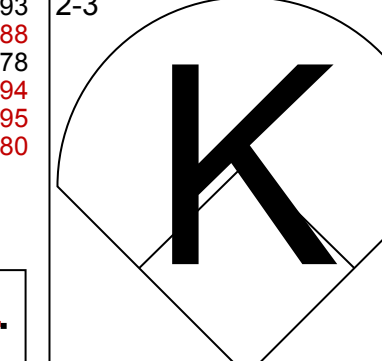
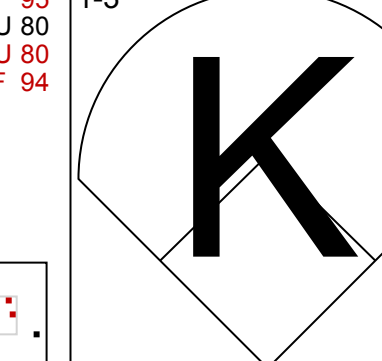
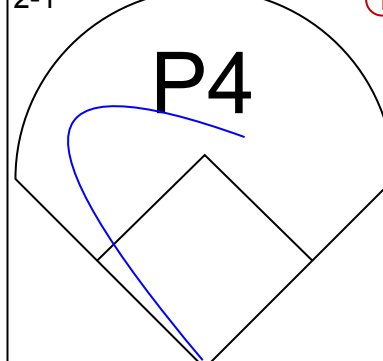
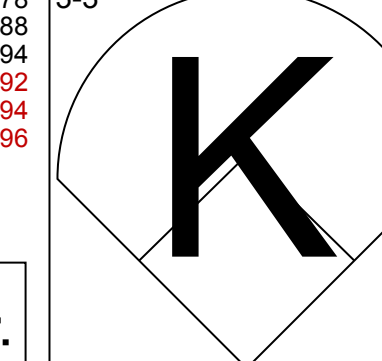
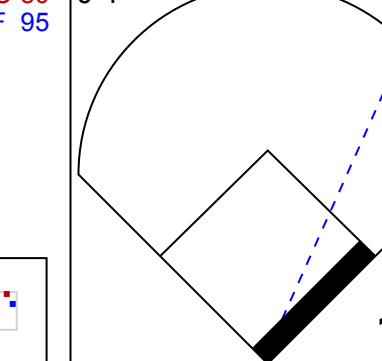
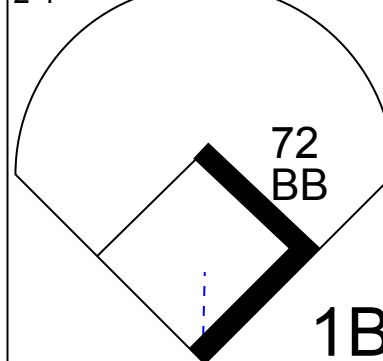
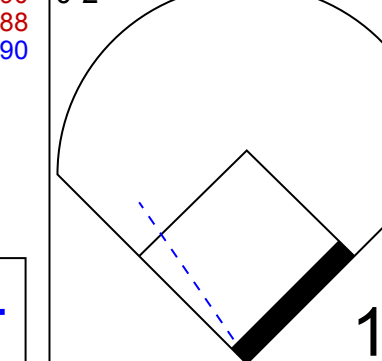
Chicago White Sox @ Cleveland Indians
Progressive Field, Cleveland, OH
Sun Sep 25 2016, 1:12 PM - 3:57 PM EDT
Att: 24,118 - Sunny - 70 F

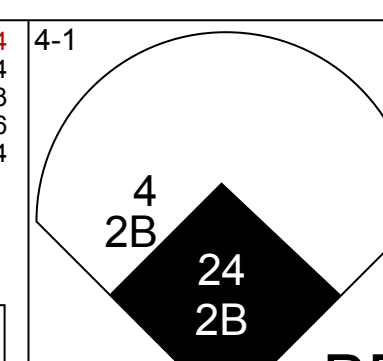
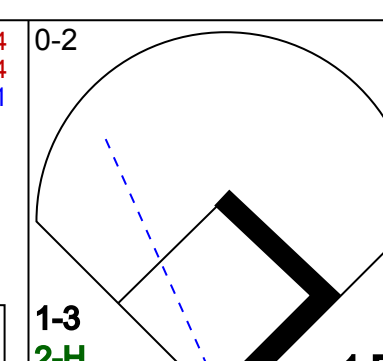
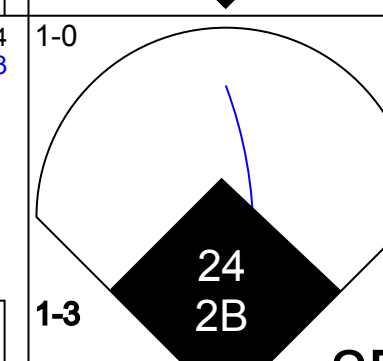
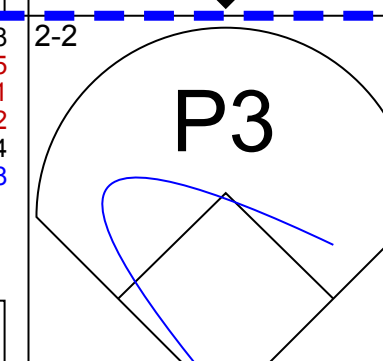
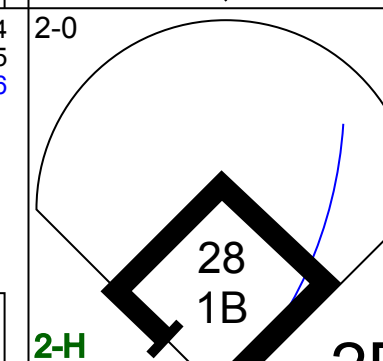
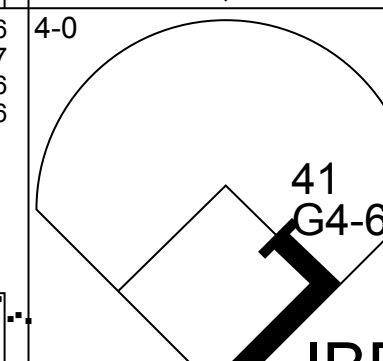
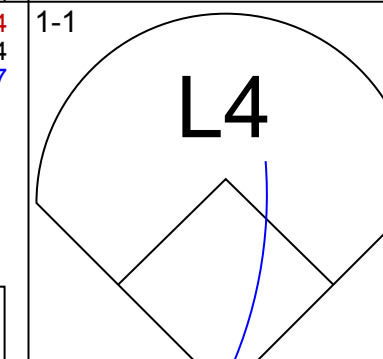

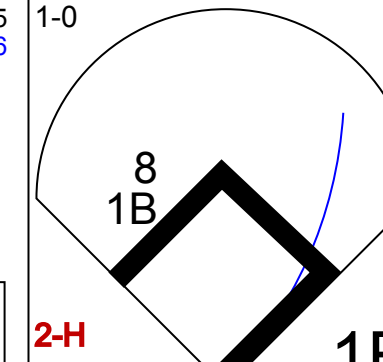
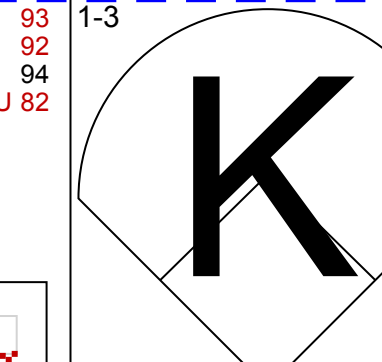
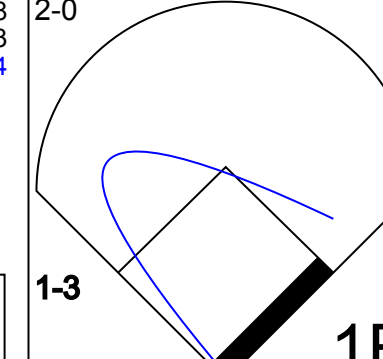
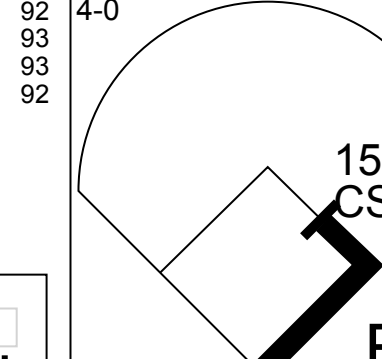
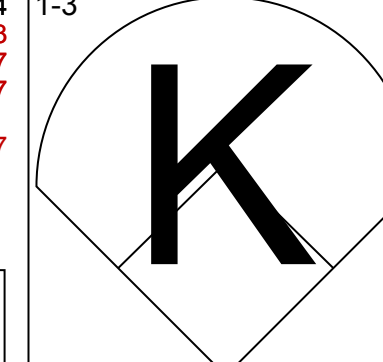


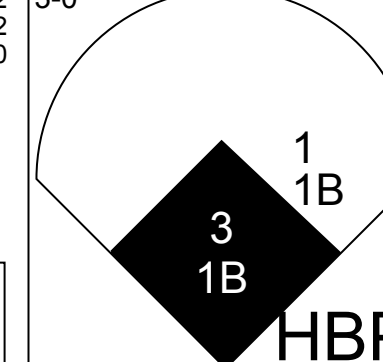


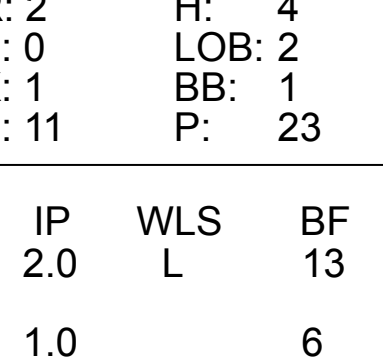
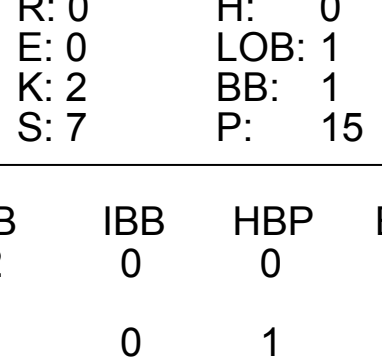


AB	28
R	0
H	2
RBI	0
BB	3
SO	14
LOB	12

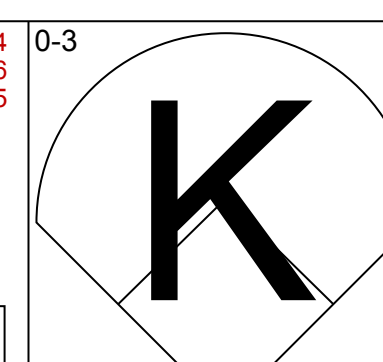
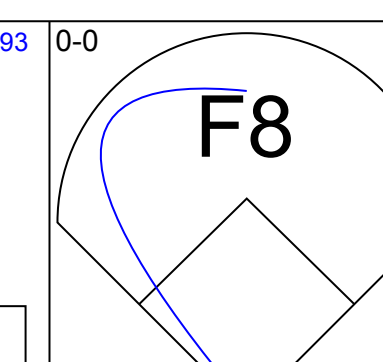
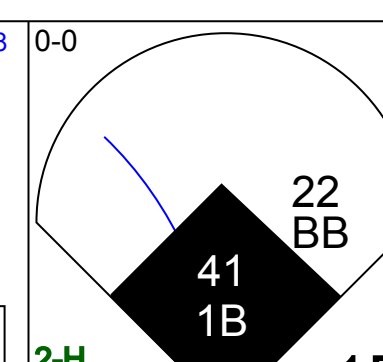
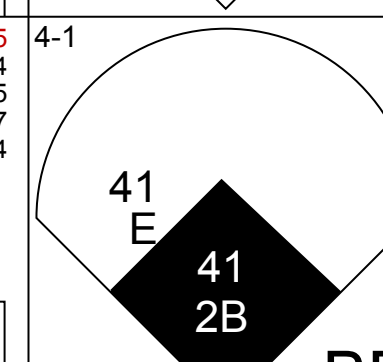
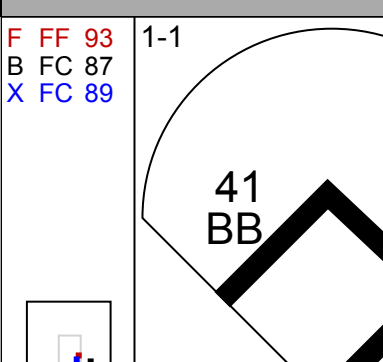
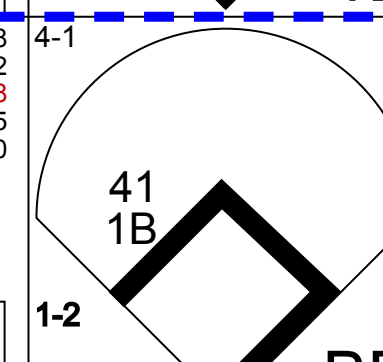
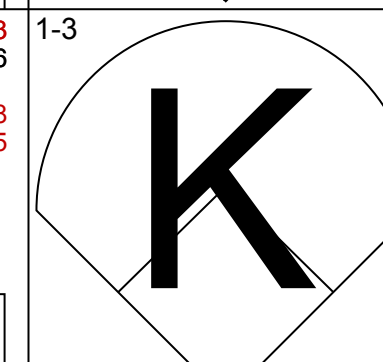
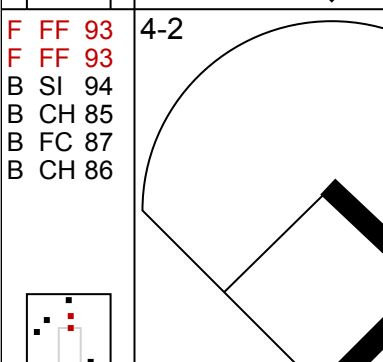
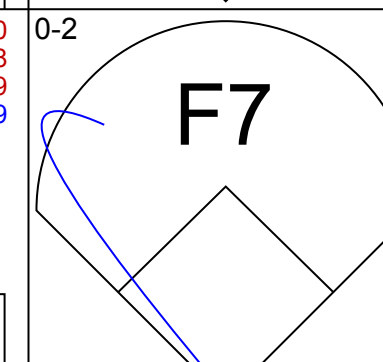
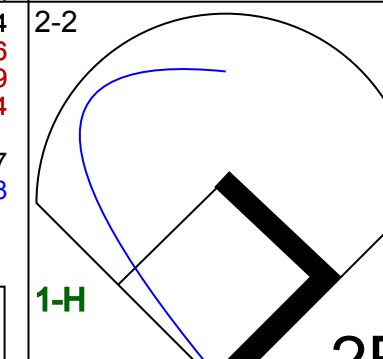
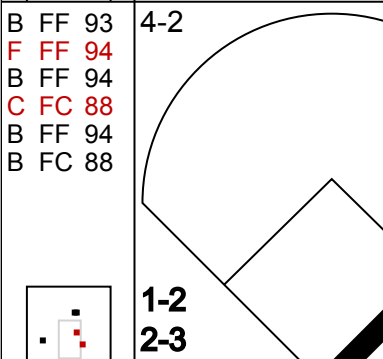
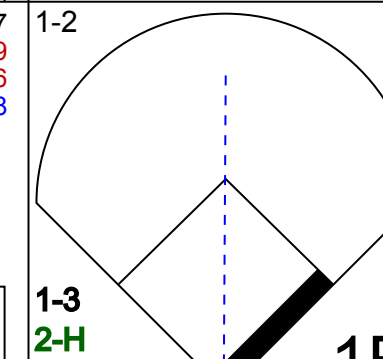

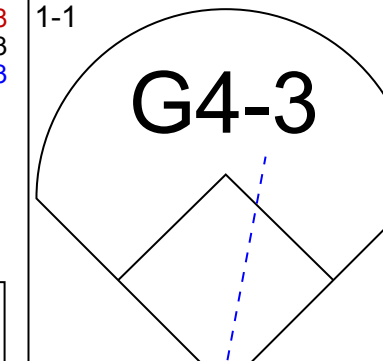
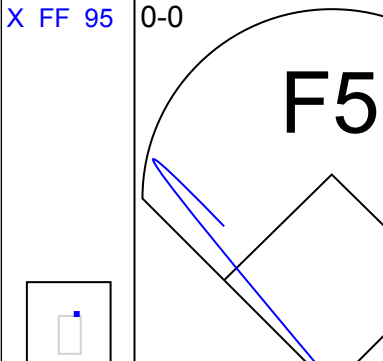
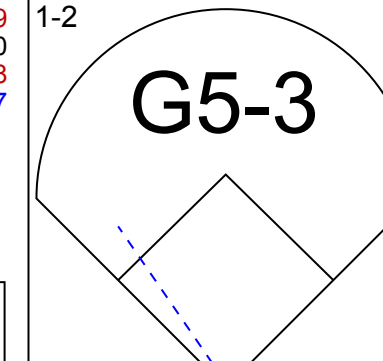
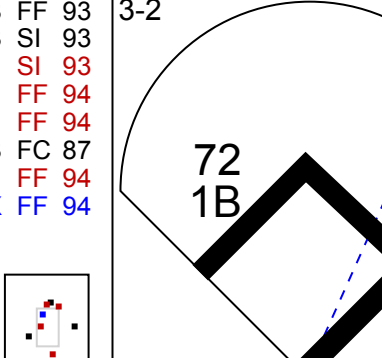
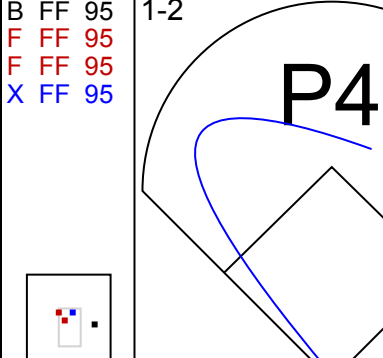


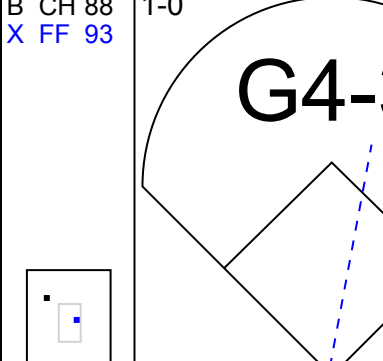
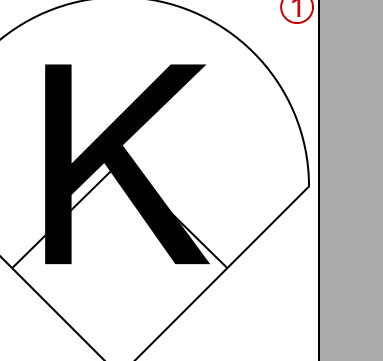


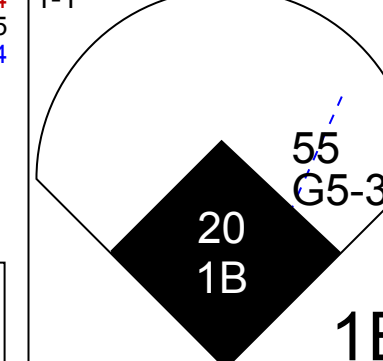




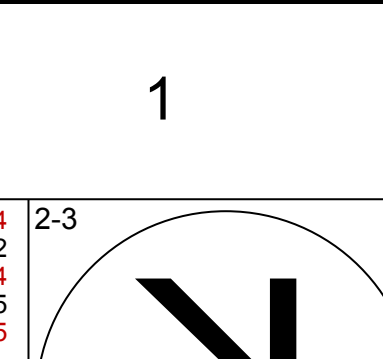
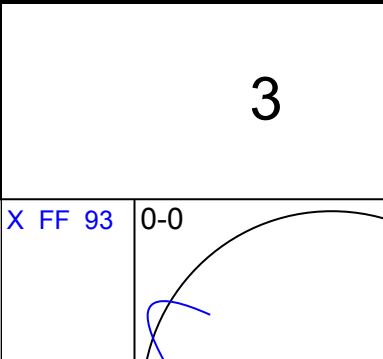

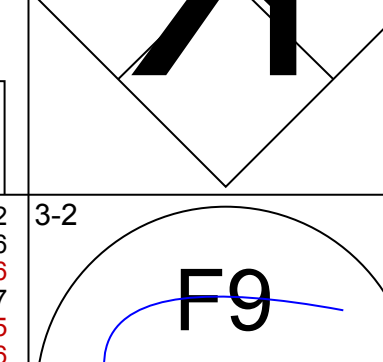
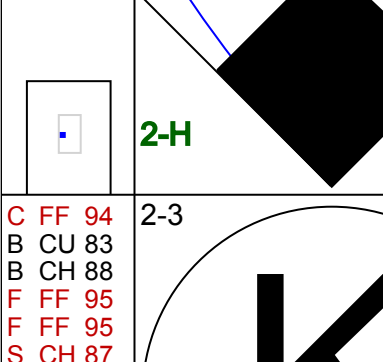

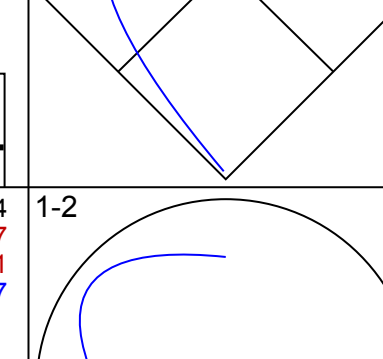
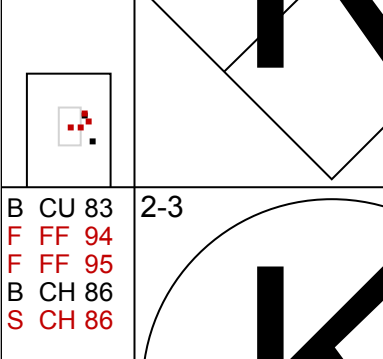

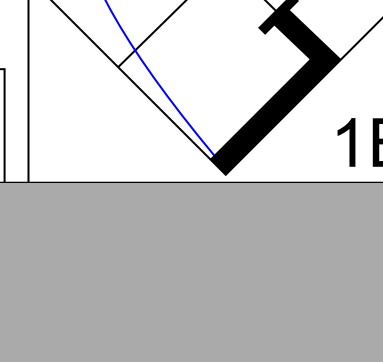
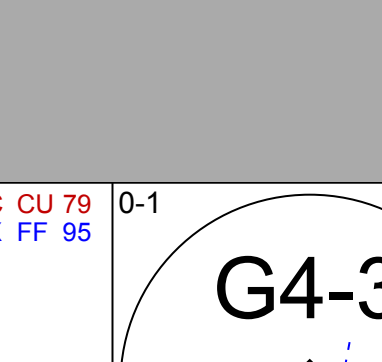
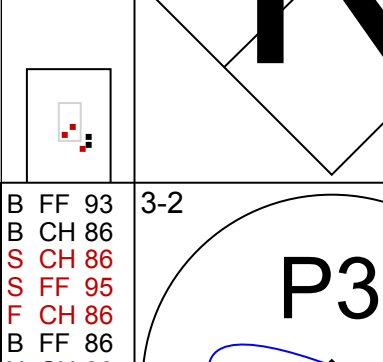


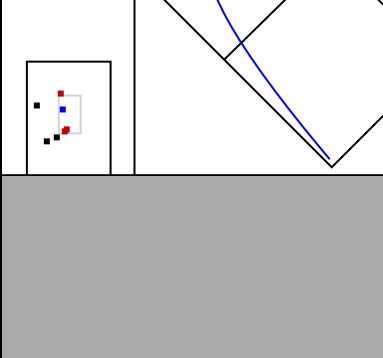
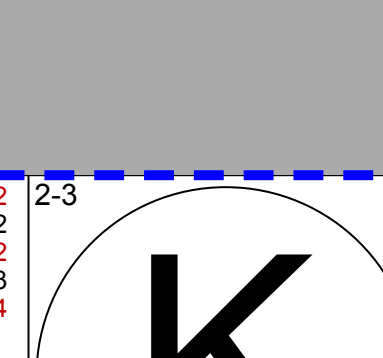
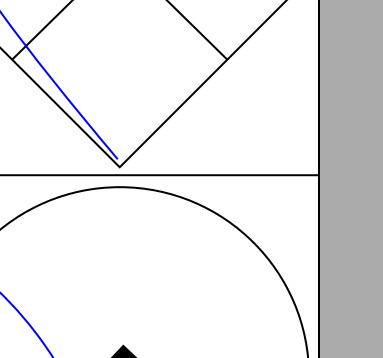

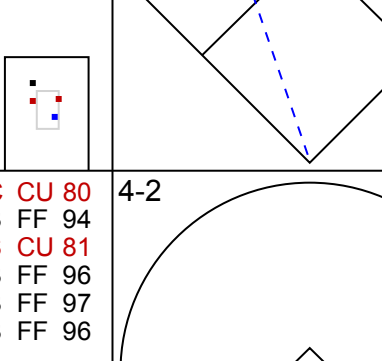

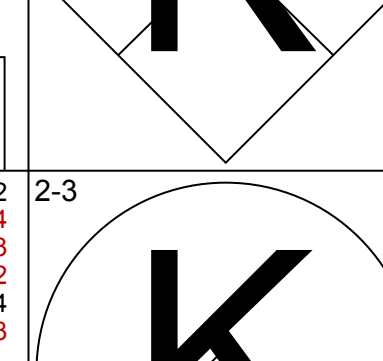
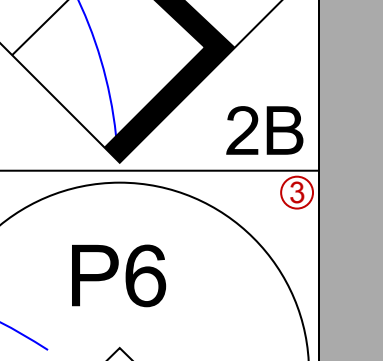


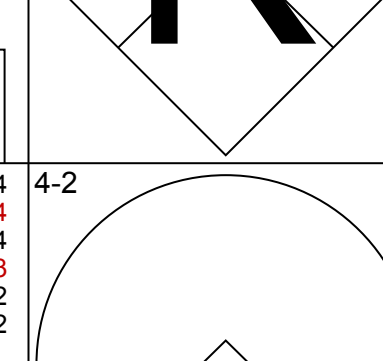
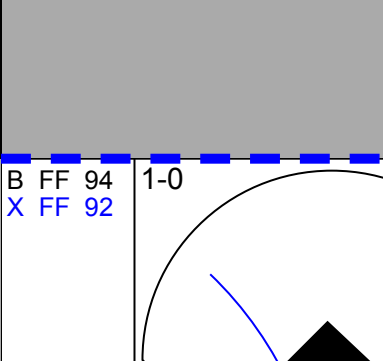
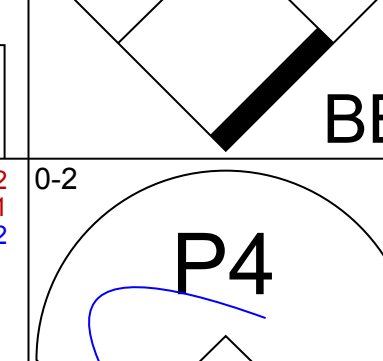

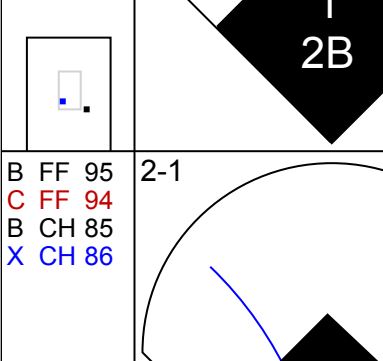
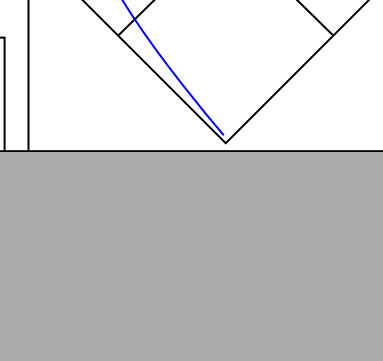
Batter	1	2	3	4	5	6	7	8	9	AB	R	H	RBI	BB	SO	LOB	TOP					
41 Carlos Santana, S (1, 10) OBP: 0.361, SLG: 0.488										4	1	1	0	1	1	1	Cleveland Indians @ Detroit Tigers Comerica Park, Detroit, MI Mon Sep 26 2016, 7:12 PM - 10:35 PM EDT Att: 24,981 - Partly Cloudy - 65 F					
22 Jason Kipnis, L (1, 4) OBP: 0.340, SLG: 0.467										5	1	1	1	0	1	5						
12 Francisco Lindor, S (1, 6) OBP: 0.355, SLG: 0.429										2	0	0	0	2	0	0						
26 Mike Napoli, R (1, 3) OBP: 0.338, SLG: 0.473										2	0	0	1	2	0	2						
11 José Ramírez, S (1, 5) OBP: 0.364, SLG: 0.465										5	1	0	0	0	0	3						
8 Lonnie Chisenhall, L (1, 9) OBP: 0.332, SLG: 0.442										5	0	0	0	0	0	3						
4 Coco Crisp, S (1, 7) OBP: 0.373, SLG: 0.493										4	2	2	2	0	0	0						
35 Abraham Almonte, S (8, 7) OBP: 0.303, SLG: 0.415										1	0	0	0	1	0	0						
72 Tyler Naquin, L (1, 8) OBP: 0.310, SLG: 0.396										2	1	1	0	0	0	0						
55 Roberto Pérez, R (1, 2) OBP: 0.276, SLG: 0.299										4	1	3	2	0	1	0						
Inning Stats	R: 0 E: 0 K: 1 S: 8	H: 0 LOB: 0 BB: 0 P: 11	R: 2 E: 0 K: 0 S: 18	H: 2 LOB: 3 BB: 3 P: 38	R: 0 E: 0 K: 0 S: 8	H: 0 LOB: 1 BB: 1 P: 14	R: 0 E: 0 K: 1 S: 7	H: 0 LOB: 0 BB: 0 P: 12	R: 2 E: 0 K: 0 S: 11	H: 2 LOB: 0 BB: 0 P: 16	R: 0 E: 0 K: 0 S: 5	H: 0 LOB: 0 BB: 0 P: 7	R: 1 E: 0 K: 1 S: 13	H: 1 LOB: 1 BB: 1 P: 21	R: 2 E: 1 K: 0 S: 16	H: 3 LOB: 2 BB: 0 P: 24	R: 0 E: 0 K: 0 S: 8	H: 0 LOB: 1 BB: 1 P: 15	1B: 5 2B: 1 3B: 0 HR: 2	SF: 1 SAC: 1 DP: 0 HBP: 0	WP: 0 PB: 0 SB: 1 CS: 0	PA: 42
PITCHER	IP WLS BF H R ER SO BB IBB HBP BLK WP HR S P ERA WHIP																					
45 Buck Farmer, R (1, 1) ERA: 4.6	5.0 L 23 4 4 4 2 4 0 0 0 0 0 1 52 91 7.20 1.600																					
56 Kyle Ryan, L (6, 1) ERA: 3.21	1.0 3 0 0 0 0 0 0 0 0 0 0 0 5 7 0.00 0.000																					
38 Justin Wilson, L (7, 1) ERA: 4.21	1.0 5 1 1 1 1 1 0 0 0 0 0 1 13 21 0.00 2.000																					
30 Alex Wilson, R (8, 1) ERA: 2.92	1.0 7 3 2 1 0 0 0 0 0 0 0 0 16 24 9.00 3.000																					
43 Bruce Rondón, R (9, 1) ERA: 2.88	1.0 4 0 0 0 0 0 1 0 0 0 0 0 0 8 15 0.00 1.000																					

Batter	1	2	3	4	5	6	7	8	9	AB	R	H	RBI	BB	SO	LOB	BOTTOM					
3 Ian Kinsler, R (1, 4) OBP: 0.346, SLG: 0.477										5	2	3	0	0	0	0	Cleveland Indians @ Detroit Tigers Comerica Park, Detroit, MI Mon Sep 26 2016, 7:12 PM - 10:35 PM EDT Att: 24,981 - Partly Cloudy - 65 F					
4 Cameron Maybin, R (1, 8) OBP: 0.388, SLG: 0.423										5	0	0	0	0	2	3						
24 Miguel Cabrera, R (1, 3) OBP: 0.387, SLG: 0.540										4	0	2	2	0	1	1						
41 Victor Martinez, S (1, 10) OBP: 0.354, SLG: 0.482										4	1	1	0	0	1	2						
28 J.D. Martinez, R (1, 9) OBP: 0.380, SLG: 0.549									4	1	2	2	0	1	1							
8 Justin Upton, R (1, 7) OBP: 0.335, SLG: 0.450									3	0	0	0	1	2	0							
15 Erick Aybar, S (1, 5) OBP: 0.304, SLG: 0.320									3	0	1	0	1	1	0							
34 James McCann, R (1, 2) OBP: 0.270, SLG: 0.358									4	0	1	0	0	1	3							
1 Jose Iglesias, R (1, 6) OBP: 0.300, SLG: 0.327										3	0	0	0	0	1	5						
Inning Stats	R: 0 E: 0 K: 2 S: 8	H: 0 LOB: 0 BB: 0 P: 12	R: 2 E: 0 K: 1 S: 10	H: 2 LOB: 0 BB: 0 P: 13	R: 0 E: 0 K: 0 S: 7	H: 1 LOB: 1 BB: 0 P: 11	R: 0 E: 0 K: 0 S: 14	H: 2 LOB: 3 BB: 1 P: 24	R: 1 E: 0 K: 0 S: 8	H: 2 LOB: 0 BB: 0 P: 9	R: 0 E: 0 K: 2 S: 18	H: 1 LOB: 2 BB: 1 P: 28	R: 1 E: 0 K: 2 S: 16	H: 2 LOB: 1 BB: 0 P: 21	R: 0 E: 0 K: 2 S: 11	H: 0 LOB: 0 BB: 0 P: 12		R: 0 E: 0 K: 1 S: 12	H: 0 LOB: 0 BB: 0 P: 18	1B: 8 2B: 1 3B: 0 HR: 1	SF: 0 SAC: 0 DP: 1 HBP: 1	WP: 0 PB: 0 SB: 0 CS: 1
PITCHER	IP WLS BF H R ER SO BB IBB HBP BLK WP HR S P ERA WHIP																					
28 Corey Kluber, R (1, 1) ERA: 3.14	4.0 18 5 2 2 2 3 1 0 0 0 0 0 9 12 6.75 1.500																					
61 Dan Otero, R (5, 1) ERA: 1.57	1.1 5 2 1 1 0 0 0 0 0 0 0 0 9 12 6.75 1.500																					
27 Bryan Shaw, R (6, 1) ERA: 3.14	1.0 H 6 2 1 1 2 1 0 0 0 0 0 0 25 37 9.00 3.000																					
24 Andrew Miller, L (7, 1) ERA: 1.5	1.2 W 6 1 0 0 4 0 0 0 0 0 0 0 19 21 0.00 0.600																					
37 Cody Allen, R (9, 1) ERA: 2.63	1.0 S 3 0 0 0 1 0 0 0 0 0 0 0 12 18 0.00 0.000																					

Batter	1	2	3	4	5	6	7	8	9	AB	R	H	RBI	BB	SO	LOB	TOP			
72 Tyler Naquin, L (1,8) OBP: 0.371, SLG: 0.521										3	0	0	0	1	3	2	Cleveland Indians @ Detroit Tigers Comerica Park, Detroit, MI Tue Sep 27 2016, 7:12 PM - 10:11 PM EDT Att: 25,696 - Partly Cloudy - 66 F			
1 Michael Martinez, S (1,4) OBP: 0.269, SLG: 0.310										4	0	0	0	0	2	2				
35 Abraham Almonte, S (1,9) OBP: 0.297, SLG: 0.406										4	0	0	0	0	2	2				
41 Carlos Santana, S (1,10) OBP: 0.359, SLG: 0.485										4	0	0	0	0	1	0				
6 Brandon Guyer, R (1,7) OBP: 0.370, SLG: 0.423										3	0	1	0	0	1	0				
36 Jesús Aguilar, R (1,3)										3	0	0	0	0	1	1				
38 Chris Gimenez, R (1,5)										3	0	0	0	0	1	0				
45 Adam Moore, R (1,2)										3	0	0	0	0	2	0				
9 Erik González, R (1,6)										3	0	3	0	0	0	0				
Inning Stats	R: 0 H: 0 E: 0 K: 2 S: 8	H: 0 LOB: 0 BB: 0 P: 12	R: 0 H: 1 E: 0 K: 1 S: 6	H: 1 LOB: 1 BB: 0 P: 10	R: 0 H: 1 E: 0 K: 2 S: 12	H: 1 LOB: 1 BB: 0 P: 16	R: 0 H: 0 E: 0 K: 2 S: 8	H: 0 LOB: 0 BB: 0 P: 9	R: 0 H: 1 E: 0 K: 1 S: 9	H: 1 LOB: 2 BB: 0 P: 9	R: 0 H: 0 E: 0 K: 0 S: 11	H: 0 LOB: 0 BB: 0 P: 15	R: 0 H: 1 E: 0 K: 3 S: 13	H: 1 LOB: 1 BB: 0 P: 18	R: 0 H: 0 E: 0 K: 0 S: 8	H: 0 LOB: 0 BB: 0 P: 9		1B: 4 2B: 1 3B: 0 HR: 0	SF: 0 SAC: 0 DP: 1 HBP: 0	WP: 0 PB: 0 SB: 0 CS: 1
PITCHER	IP WLS BF H R ER SO BB IBB HBP BLK WP HR S P ERA WHIP	IP WLS BF H R ER SO BB IBB HBP BLK WP HR S P ERA WHIP	IP WLS BF H R ER SO BB IBB HBP BLK WP HR S P ERA WHIP	IP WLS BF H R ER SO BB IBB HBP BLK WP HR S P ERA WHIP	IP WLS BF H R ER SO BB IBB HBP BLK WP HR S P ERA WHIP	IP WLS BF H R ER SO BB IBB HBP BLK WP HR S P ERA WHIP	IP WLS BF H R ER SO BB IBB HBP BLK WP HR S P ERA WHIP	IP WLS BF H R ER SO BB IBB HBP BLK WP HR S P ERA WHIP	IP WLS BF H R ER SO BB IBB HBP BLK WP HR S P ERA WHIP	IP WLS BF H R ER SO BB IBB HBP BLK WP HR S P ERA WHIP	IP WLS BF H R ER SO BB IBB HBP BLK WP HR S P ERA WHIP	IP WLS BF H R ER SO BB IBB HBP BLK WP HR S P ERA WHIP	IP WLS BF H R ER SO BB IBB HBP BLK WP HR S P ERA WHIP	IP WLS BF H R ER SO BB IBB HBP BLK WP HR S P ERA WHIP	IP WLS BF H R ER SO BB IBB HBP BLK WP HR S P ERA WHIP	IP WLS BF H R ER SO BB IBB HBP BLK WP HR S P ERA WHIP	IP WLS BF H R ER SO BB IBB HBP BLK WP HR S P ERA WHIP	IP WLS BF H R ER SO BB IBB HBP BLK WP HR S P ERA WHIP	IP WLS BF H R ER SO BB IBB HBP BLK WP HR S P ERA WHIP	IP WLS BF H R ER SO BB IBB HBP BLK WP HR S P ERA WHIP
35 Justin Verlander, R (1,1) ERA: 3.1	7.2	W	27	4	0	0	12	1	0	0	0	0	0	0	0	0	0.00	0.652		
56 Kyle Ryan, L (8,1) ERA: 3.13	1.1		4	0	0	0	1	0	0	0	0	0	0	0	0	0	0.00	0.000		

Batter	1	2	3	4	5	6	7	8	9	AB	R	H	RBI	BB	SO	LOB	BOTTOM			
3 Ian Kinsler, R (1,4) OBP: 0.349, SLG: 0.478										3	1	2	1	1	1	1	Cleveland Indians @ Detroit Tigers Comerica Park, Detroit, MI Tue Sep 27 2016, 7:12 PM - 10:11 PM EDT Att: 25,696 - Partly Cloudy - 66 F			
9 Nick Castellanos, R (8,PH) OBP: 0.333, SLG: 0.504										1	1	1	0	0	0	0				
4 Cameron Maybin, R (1,8) OBP: 0.388, SLG: 0.430										3	2	1	0	1	0	3				
18 Tyler Collins, L (8,PH) OBP: 0.305, SLG: 0.382										1	1	1	1	0	0	0				
24 Miguel Cabrera, R (1,3) OBP: 0.391, SLG: 0.549										3	2	3	5	1	0	0				
17 Andrew Romine, S (8,3) OBP: 0.304, SLG: 0.322										1	1	1	2	0	0	0				
41 Victor Martinez, S (1,10) OBP: 0.354, SLG: 0.480										4	0	1	0	0	0	5				
33 Steven Moya, L (8,PH) OBP: 0.293, SLG: 1.505										1	0	1	0	0	0	0				
28 J.D. Martinez, R (1,9) OBP: 0.381, SLG: 0.547										3	1	1	0	1	1	0				
40 Jacob Jones, R (8,PH) OBP: 0.214, SLG: 0.321										1	0	0	0	0	0	1				
8 Justin Upton, R (1,7) OBP: 0.308, SLG: 0.457										3	1	2	3	1	0	0				
31 Casey McGehee, R (9,3) OBP: 0.260, SLG: 0.239										0	0	0	0	0	0	0				
15 Erick Aybar, S (1,5) OBP: 0.302, SLG: 0.317										4	0	0	0	0	2	3				
34 James McCann, R (1,2) OBP: 0.273, SLG: 0.358										3	2	1	0	0	1	0				
1 Jose Iglesias, R (1,6) OBP: 0.300, SLG: 0.327										3	0	1	0	0	0	1				
49 Austin Machado, R (8,PH) OBP: 0.308, SLG: 0.100										1	0	0	0	0	0	0				
Inning Stats	R: 2 H: 4 E: 0 K: 1 S: 11	H: 4 LOB: 2 BB: 1 P: 23	R: 3 H: 3 E: 0 K: 1 S: 10	H: 3 LOB: 1 BB: 1 P: 20	R: 0 H: 0 E: 0 K: 2 S: 7	H: 0 LOB: 1 BB: 1 P: 15	R: 1 H: 2 E: 0 K: 0 S: 12	H: 2 LOB: 2 BB: 1 P: 26	R: 0 H: 0 E: 0 K: 0 S: 8	H: 0 LOB: 0 BB: 0 P: 11	R: 0 H: 1 E: 0 K: 0 S: 9	H: 1 LOB: 1 BB: 0 P: 17	R: 3 H: 2 E: 0 K: 1 S: 17	H: 2 LOB: 0 BB: 1 P: 28	R: 3 H: 4 E: 0 K: 0 S: 14	H: 4 LOB: 0 BB: 0 P: 21	1B: 9 2B: 4 3B: 1 HR: 3	SF: 0 SAC: 0 DP: 3 HBP: 1	WP: 0 PB: 0 SB: 0 CS: 1	PA: 41
PITCHER	IP WLS BF H R ER SO BB IBB HBP BLK WP HR S P ERA WHIP	IP WLS BF H R ER SO BB IBB HBP BLK WP HR S P ERA WHIP	IP WLS BF H R ER SO BB IBB HBP BLK WP HR S P ERA WHIP	IP WLS BF H R ER SO BB IBB HBP BLK WP HR S P ERA WHIP	IP WLS BF H R ER SO BB IBB HBP BLK WP HR S P ERA WHIP	IP WLS BF H R ER SO BB IBB HBP BLK WP HR S P ERA WHIP	IP WLS BF H R ER SO BB IBB HBP BLK WP HR S P ERA WHIP	IP WLS BF H R ER SO BB IBB HBP BLK WP HR S P ERA WHIP	IP WLS BF H R ER SO BB IBB HBP BLK WP HR S P ERA WHIP	IP WLS BF H R ER SO BB IBB HBP BLK WP HR S P ERA WHIP	IP WLS BF H R ER SO BB IBB HBP BLK WP HR S P ERA WHIP	IP WLS BF H R ER SO BB IBB HBP BLK WP HR S P ERA WHIP	IP WLS BF H R ER SO BB IBB HBP BLK WP HR S P ERA WHIP	IP WLS BF H R ER SO BB IBB HBP BLK WP HR S P ERA WHIP	IP WLS BF H R ER SO BB IBB HBP BLK WP HR S P ERA WHIP	IP WLS BF H R ER SO BB IBB HBP BLK WP HR S P ERA WHIP	IP WLS BF H R ER SO BB IBB HBP BLK WP HR S P ERA WHIP	IP WLS BF H R ER SO BB IBB HBP BLK WP HR S P ERA WHIP	IP WLS BF H R ER SO BB IBB HBP BLK WP HR S P ERA WHIP	IP WLS BF H R ER SO BB IBB HBP BLK WP HR S P ERA WHIP
73 Mike Clevinger, R (1,1) ERA: 5.33	2.0	L	13	7	5	2	13	2	0	0	0	0	0	0	0	0	22.50	4.500		
66 Perci Garner, R (3,1) ERA: 4.92	1.0		6	2	1	1	2	1	0	1	0	0	0	0	0	0	9.00	3.000		
51 Shawn Armstrong, R (4,1) ERA: 2.53	2.0		6	0	0	0	0	0	1	0	0	0	0	0	0	0	0.00	0.000		
62 Adam Plutko, R (6,1) ERA: 7.36	2.0		10	3	3	3	1	1	0	0	0	0	0	1	26	45	13.50	2.000		
49 Austin Adams, R (8,1) ERA: 8.82	1.0		6	4	3	3	0	0	0	0	0	0	0	1	14	21	27.00	4.000		

Batter	1	2	3	4	5	6	7	8	9	AB	R	H	RBI	BB	SO	LOB	TOP
20 Rajai Davis, R OBP: 0.310, SLG: 0.396										3	1	1	1	0	1	2	Cleveland Indians @ Detroit Tigers Comerica Park, Detroit, MI Wed Sep 28 2016, 7:11 PM - 9:57 PM EDT Att: 26,934 - Drizzlie - 60 F
22 Jason Kipnis, L OBP: 0.343, SLG: 0.469										1	1	1	0	2	0	0	
12 Francisco Lindor, S OBP: 0.355, SLG: 0.426										2	0	0	0	1	1	3	
41 Carlos Santana, S OBP: 0.362, SLG: 0.489										2	0	2	2	1	0	0	
11 José Ramírez, S OBP: 0.363, SLG: 0.463										3	0	0	0	0	0	6	
8 Lonnie Chisenhall, L OBP: 0.334, SLG: 0.443										2	0	1	0	1	0	3	
4 Coco Crisp, S OBP: 0.303, SLG: 0.400										3	0	0	0	0	1	5	
72 Tyler Naquin, L OBP: 0.374, SLG: 0.522										3	1	2	0	0	0	1	
55 Roberto Pérez, R OBP: 0.273, SLG: 0.295										2	0	0	0	0	1	3	
Inning Stats	R: 1 E: 1 K: 2 S: 13	H: 1 LOB: 1 BB: 1 P: 21	R: 0 E: 0 K: 1 S: 16	H: 2 LOB: 2 BB: 0 P: 25	R: 0 E: 0 K: 0 S: 11	H: 1 LOB: 3 BB: 2 P: 22	R: 2 E: 0 K: 0 S: 17	H: 3 LOB: 2 BB: 1 P: 26	R: 0 E: 0 K: 1 S: 12	H: 0 LOB: 0 BB: 1 P: 20							
PITCHER	IP WLS BF H R ER SO BB IBB HBP BLK WP HR S P ERA WHIP																
32 Michael Fulmer, R ERA: 3.06	(1, 1) 3.1	WLS: 19	BF: 6	H: 3	R: 3	ER: 3	SO: 3	BB: 3	IBB: 0	HBP: 0	BLK: 0	WP: 0	HR: 0	S: 46	P: 77	ERA: 8.10	WHIP: 2.700
65 Blaine Hardy, L ERA: 3.51	(4, 1) 1.2	WLS: 7	BF: 7	H: 1	R: 0	ER: 0	SO: 1	BB: 2	IBB: 0	HBP: 0	BLK: 0	WP: 0	HR: 0	S: 23	P: 37	ERA: 0.00	WHIP: 1.800

Batter	1	2	3	4	5	6	7	8	9	AB	R	H	RBI	BB	SO	LOB	BOTTOM
3 Ian Kinsler, R OBP: 0.346, SLG: 0.482										3	2	1	2	0	1	1	Cleveland Indians @ Detroit Tigers Comerica Park, Detroit, MI Wed Sep 28 2016, 7:11 PM - 9:57 PM EDT Att: 26,934 - Drizzlie - 60 F
4 Cameron Maybin, R OBP: 0.388, SLG: 0.429										3	1	1	0	0	1	0	
24 Miguel Cabrera, R OBP: 0.392, SLG: 0.555										3	1	2	3	0	1	0	
41 Victor Martinez, S OBP: 0.352, SLG: 0.477										3	0	0	0	0	0	0	
28 J.D. Martinez, R OBP: 0.381, SLG: 0.548										3	0	1	0	0	1	0	
8 Justin Upton, R OBP: 0.308, SLG: 0.455										2	0	0	0	1	1	1	
9 Nick Castellanos, R OBP: 0.333, SLG: 0.503										1	0	0	0	1	0	1	
34 James McCann, R OBP: 0.274, SLG: 0.362										2	1	1	0	0	0	1	
1 Jose Iglesias, R OBP: 0.303, SLG: 0.333										2	1	2	1	0	0	0	
Inning Stats	R: 0 E: 0 K: 1 S: 10	H: 1 LOB: 1 BB: 0 P: 16	R: 0 E: 0 K: 0 S: 8	H: 0 LOB: 1 BB: 1 P: 14	R: 3 E: 0 K: 2 S: 15	H: 3 LOB: 0 BB: 0 P: 25	R: 0 E: 0 K: 2 S: 12	H: 0 LOB: 1 BB: 1 P: 20	R: 3 E: 0 K: 0 S: 15	H: 4 LOB: 1 BB: 0 P: 21							
PITCHER	IP WLS BF H R ER SO BB IBB HBP BLK WP HR S P ERA WHIP																
34 Zach McAllister, R ERA: 3.44	(1, 1) 2.0	WLS: 7	BF: 7	H: 1	R: 0	ER: 0	SO: 1	BB: 1	IBB: 0	HBP: 0	BLK: 0	WP: 0	HR: 0	S: 18	P: 30	ERA: 0.00	WHIP: 1.000
56 Cody Anderson, R ERA: 6.69	(3, 1) 1.0	WLS: 6	BF: 3	H: 3	R: 3	ER: 3	SO: 2	BB: 0	IBB: 0	HBP: 0	BLK: 0	WP: 0	HR: 1	S: 15	P: 25	ERA: 27.00	WHIP: 3.000
53 Jeff Manship, R ERA: 3.14	(4, 1) 1.0	WLS: 4	BF: 0	H: 0	R: 0	ER: 0	SO: 2	BB: 1	IBB: 0	HBP: 0	BLK: 0	WP: 0	HR: 0	S: 12	P: 20	ERA: 0.00	WHIP: 1.000
65 Joe Colón, R ERA: 7.2	(5, 1) 1.0	WLS: L	BF: 7	H: 4	R: 3	ER: 3	SO: 0	BB: 0	IBB: 0	HBP: 0	BLK: 0	WP: 0	HR: 1	S: 15	P: 21	ERA: 27.00	WHIP: 4.000

AB 21
R 3
H 7
RBI 3
BB 5
SO 4
LOB 23



WP: 0 PA: 26
PB: 0
SB: 1
CS: 0

AB 22
R 6
H 8
RBI 6
BB 2
SO 5
LOB 4





WP: 0 PA: 24
PB: 0
SB: 0
CS: 0

Batter	1	2	3	4	5	6	7	8	9	AB	R	H	RBI	BB	SO	LOB	TOP																
41 Carlos Santana, S OBP: 0.367, SLG: 0.501										3	0	2	0	2	1	1	Cleveland Indians @ Kansas City Royals Kauffman Stadium, Kansas City, MO Sat Oct 01 2016, 3:19 PM - 6:38 PM CDT Att: 28,569 - Overcast - 68 F																
22 Jason Kipnis, L OBP: 0.340, SLG: 0.465										5	0	1	0	0	1	7																	
10 Yan Gomes, R OBP: 0.198, SLG: 0.313										0	0	0	0	0	0	0																	
12 Francisco Lindor, S OBP: 0.360, SLG: 0.436										3	1	1	2	2	0	4																	
26 Mike Napoli, R OBP: 0.335, SLG: 0.468										5	0	0	0	0	1	7																	
36 Jesús Aguilar, R										0	0	0	0	0	0	0																	
11 José Ramírez, S OBP: 0.364, SLG: 0.463										4	0	1	0	0	0	0																	
8 Lonnie Chisenhall, L OBP: 0.331, SLG: 0.444										2	1	1	1	0	0	3																	
20 Rajai Davis, R OBP: 0.308, SLG: 0.391										1	1	0	0	1	1	0																	
4 Coco Crisp, S OBP: 0.353, SLG: 0.313										3	1	0	0	1	3	2																	
9 Erik González, R OBP: 0.353, SLG: 0.313										1	0	1	0	0	0	0																	
72 Tyler Naquin, L OBP: 0.373, SLG: 0.519										3	0	1	1	0	0	0																	
35 Abraham Almonte, S OBP: 0.294, SLG: 0.401										1	1	0	0	0	0	0																	
55 Roberto Pérez, R OBP: 0.285, SLG: 0.294										2	0	0	0	2	1	1																	
1 Michael Martínez, S OBP: 0.267, SLG: 0.307										0	1	0	0	0	0	0																	
Inning Stats	R: 0 E: 0 K: 0 S: 16	H: 1 LOB: 3 BB: 1 P: 24	R: 1 E: 0 K: 1 S: 12	H: 2 LOB: 2 BB: 1 P: 19	R: 1 E: 0 K: 1 S: 12	H: 1 LOB: 0 BB: 0 P: 19	R: 0 E: 0 K: 1 S: 11	H: 0 LOB: 1 BB: 1 P: 16	R: 1 E: 0 K: 2 S: 15	H: 1 LOB: 1 BB: 1 P: 25	R: 0 E: 0 K: 1 S: 9	H: 1 LOB: 0 BB: 0 P: 13	R: 0 E: 0 K: 0 S: 6	H: 0 LOB: 0 BB: 1 P: 13	R: 3 E: 1 K: 1 S: 16	H: 1 LOB: 3 BB: 3 P: 34	R: 0 E: 0 K: 1 S: 8	H: 1 LOB: 0 BB: 0 P: 14	1B: 4 2B: 2 3B: 2 HR: 0	SF: 1 SAC: 0 DP: 1 HBP: 1	WP: 1 PB: 0 CS: 1	PA: 44											
PITCHER	IP WLS BF H R ER SO BB IBB HBP BLK WP HR S P ERA WHIP	PITCHER																IP WLS BF H R ER SO BB IBB HBP BLK WP HR S P ERA WHIP															
36 Edinson Volquez, R ERA: 5.37	5.0	25	5	3	3	5	4	0	1	0	1	0	0	66	103	5.40	1.800																
54 Scott Alexander, L ERA: 3.32	1.0	4	1	0	0	1	0	0	0	0	0	0	9	13	0.00	1.000																	
64 Matt Strahm, L ERA: 1.23	1.1	L	5	0	1	0	2	0	0	0	0	0	11	23	0.00	1.500																	
61 Kevin McCarthy, R ERA: 6.48	0.2	6	1	2	0	0	2	0	0	0	0	0	11	24	0.00	4.500																	
62 Brooks Pounders, R ERA: 9.24	1.0	3	1	0	0	1	0	0	0	0	0	0	8	14	0.00	1.000																	
Batter	1	2	3	4	5	6	7	8	9	AB	R	H	RBI	BB	SO	LOB	BOTTOM																
1 Jarrod Dyson, L OBP: 0.340, SLG: 0.385										5	0	3	0	0	1	2	Cleveland Indians @ Kansas City Royals Kauffman Stadium, Kansas City, MO Sat Oct 01 2016, 3:19 PM - 6:38 PM CDT Att: 28,569 - Overcast - 68 F																
15 Whit Merrifield, R OBP: 0.321, SLG: 0.388										4	0	1	1	1	2	3																	
25 Kendrys Morales, S OBP: 0.328, SLG: 0.470										4	1	1	0	0	0	4																	
16 Paulo Orlando, R OBP: 0.332, SLG: 0.408										4	1	1	1	0	1	2																	
4 Alex Gordon, L OBP: 0.314, SLG: 0.382										4	0	0	0	0	4	1																	
2 Alcides Escobar, R OBP: 0.293, SLG: 0.352										4	0	1	1	0	1	0																	
12 Daniel Nava, S OBP: 0.299, SLG: 0.295										4	0	0	0	0	3	1																	
19 Cheslor Cuthbert, R OBP: 0.318, SLG: 0.407										3	0	0	0	1	1	1																	
9 Drew Butera, R OBP: 0.328, SLG: 0.483										3	1	1	0	1	2	0																	
Inning Stats	R: 0 E: 0 K: 2 S: 7	H: 0 LOB: 0 BB: 0 P: 10	R: 0 E: 0 K: 1 S: 7	H: 0 LOB: 0 BB: 0 P: 11	R: 1 E: 0 K: 0 S: 12	H: 3 LOB: 2 BB: 0 P: 19	R: 0 E: 0 K: 2 S: 10	H: 0 LOB: 0 BB: 0 P: 14	R: 0 E: 0 K: 2 S: 14	H: 0 LOB: 2 BB: 2 P: 25	R: 2 E: 0 K: 2 S: 12	H: 3 LOB: 1 BB: 0 P: 17	R: 0 E: 0 K: 2 S: 13	H: 1 LOB: 2 BB: 1 P: 21	R: 0 E: 0 K: 2 S: 8	H: 0 LOB: 0 BB: 0 P: 13		R: 0 E: 0 K: 2 S: 12	H: 1 LOB: 1 BB: 0 P: 20	1B: 5 2B: 3 3B: 0 HR: 0	SF: 0 SAC: 0 DP: 0 HBP: 0	WP: 0 PB: 0 CS: 0	PA: 38										
PITCHER	IP WLS BF H R ER SO BB IBB HBP BLK WP HR S P ERA WHIP	PITCHER																IP WLS BF H R ER SO BB IBB HBP BLK WP HR S P ERA WHIP															
47 Trevor Bauer, R ERA: 4.26	6.0	26	6	3	3	9	2	0	0	0	0	0	7	13	0.00	6.000																	
53 Jeff Manship, R ERA: 3.12	0.1	3	1	0	0	1	1	0	0	0	0	0	6	8	0.00	0.000																	
73 Mike Clevinger, R																																	

Batter	1	2	3	4	5	6	7	8	9	AB	R	H	RBI	BB	SO	LOB	TOP					
41 Carlos Santana, S OBP: 0.366, SLG: 0.498	F8		K		G3			22 2B 12 SF9 BB		3	1	0	0	1	1	0	Cleveland Indians @ Kansas City Royals Kauffman Stadium, Kansas City, MO Sun Oct 02 2016, 2:19 PM - 4:44 PM CDT Att: 29,475 - Partly Cloudy - 73 F					
22 Jason Kipnis, L OBP: 0.343, SLG: 0.469	12 F9 2B		HBP		L7			12 SF9 2B		3	0	2	0	0	0	0						
12 Francisco Lindor, S OBP: 0.359, SLG: 0.435	F9		F7		F8			SF9		3	0	0	1	0	0	2						
26 Mike Napoli, R OBP: 0.335, SLG: 0.465	K		F8		K			BB		3	0	0	0	1	2	2						
11 José Ramírez, S OBP: 0.363, SLG: 0.462	G3				L6			K2-3		4	0	1	0	0	1	2						
8 Lonnie Chisenhall, L OBP: 0.328, SLG: 0.439	F7		F8				G5-3			4	0	0	0	0	0	1						
20 Rajai Davis, R OBP: 0.306, SLG: 0.388	P6		F9		F9		G4-3			4	0	0	0	0	1	1						
72 Tyler Naquin, L OBP: 0.372, SLG: 0.514			F7		F7		G4-3			3	1	0	0	0	1	1						
1 Michael Martínez, S OBP: 0.267, SLG: 0.307			10 HR HBP							0	0	0	0	0	0	0						
10 Yan Gomes, R OBP: 0.201, SLG: 0.327					L5			P6		2	1	1	2	0	0	0						
38 Chris Gimenez, R OBP: 0.272, SLG: 0.331										0	0	0	0	0	0	0						
4 Coco Crisp, S OBP: 0.302, SLG: 0.397										1	0	0	0	0	0	0						
55 Roberto Pérez, R OBP: 0.285, SLG: 0.294										0	0	0	0	0	0	0						
Inning Stats	R: 0 E: 0 K: 1 S: 12	H: 1 LOB: 1 BB: 0 P: 17	R: 0 E: 0 K: 0 S: 8	H: 0 LOB: 0 BB: 0 P: 10	R: 2 E: 0 K: 1 S: 19	H: 1 LOB: 1 BB: 0 P: 24	R: 0 E: 0 K: 0 S: 8	H: 1 LOB: 1 BB: 0 P: 11	R: 0 E: 0 K: 0 S: 4	H: 0 LOB: 0 BB: 0 P: 9	R: 0 E: 0 K: 1 S: 7	H: 0 LOB: 0 BB: 0 P: 13	R: 0 E: 0 K: 0 S: 8	H: 0 LOB: 0 BB: 0 P: 9	R: 1 E: 0 K: 1 S: 13	H: 1 LOB: 2 BB: 2 P: 23	R: 0 E: 0 K: 2 S: 9	H: 0 LOB: 0 BB: 0 P: 13	1B: 1 2B: 2 3B: 0 HR: 1	SF: 1 SAC: 0 DP: 0 HBP: 2	WP: 0 PB: 0 SB: 0 CS: 0	PA: 35
PITCHER	IP WLS BF H R ER SO BB IBB HBP BLK WP HR S P ERA WHIP																					
31 Ian Kennedy, R ERA: 3.68	(1, 1) 7.2 L 31 4 3 3 3 2 0 2 0 0 0 1 75 110 3.52 0.783																					
48 Joakim Soria, R ERA: 4.05	(8, 1) 0.1 1 0 0 0 1 0 0 0 0 0 0 4 6 0.00 0.000																					
17 Wade Davis, R ERA: 1.87	(9, 1) 1.0 3 0 0 0 2 0 0 0 0 0 0 9 13 0.00 0.000																					

Batter	1	2	3	4	5	6	7	8	9	AB	R	H	RBI	BB	SO	LOB	BOTTOM					
1 Jarrod Dyson, L OBP: 0.340, SLG: 0.388	15 2B		FC3-6 15 1B		G4-3			K		3	1	1	0	0	0	1	Cleveland Indians @ Kansas City Royals Kauffman Stadium, Kansas City, MO Sun Oct 02 2016, 2:19 PM - 4:44 PM CDT Att: 29,475 - Partly Cloudy - 73 F					
14 Billy Burns, S OBP: 0.271, SLG: 0.296	2B		25 G4-3		G5-3			G6-3		4	0	2	1	0	0	0						
15 Whit Merrifield, R OBP: 0.323, SLG: 0.392	25 G4-3		25 G3-6							3	0	0	0	0	0	3						
25 Kendrys Morales, S OBP: 0.327, SLG: 0.466	G4-3		G3-6-1		L8			G3		1	0	0	0	0	0	0						
12 Daniel Nava, S OBP: 0.297, SLG: 0.292	G4-3									3	0	1	0	1	1	1						
13 Salvador Perez, R OBP: 0.288, SLG: 0.438	F8									0	0	0	0	0	0	0						
0 Terrance Gore, R										3	0	1	0	1	1	1						
16 Paulo Orlando, R OBP: 0.329, SLG: 0.405	G1-3				F7					4	0	0	0	0	2	3						
4 Alex Gordon, L OBP: 0.312, SLG: 0.380										3	0	0	0	0	0	1						
2 Alcides Escobar, R OBP: 0.292, SLG: 0.350										3	0	0	0	0	1	1						
19 Cheshor Cuthbert, R OBP: 0.318, SLG: 0.413										3	1	1	1	0	0	0						
9 Drew Butera, R OBP: 0.328, SLG: 0.480										3	0	1	0	0	0	0						
Inning Stats	R: 1 E: 0 K: 0 S: 15	H: 2 LOB: 1 BB: 0 P: 17	R: 0 E: 0 K: 0 S: 7	H: 0 LOB: 0 BB: 0 P: 11	R: 0 E: 0 K: 0 S: 9	H: 2 LOB: 1 BB: 0 P: 16	R: 0 E: 0 K: 1 S: 7	H: 1 LOB: 1 BB: 0 P: 8	R: 1 E: 0 K: 0 S: 8	H: 1 LOB: 0 BB: 0 P: 12	R: 0 E: 0 K: 1 S: 5	H: 0 LOB: 0 BB: 0 P: 6	R: 0 E: 0 K: 1 S: 10	H: 0 LOB: 0 BB: 0 P: 13	R: 0 E: 0 K: 1 S: 9	H: 0 LOB: 1 BB: 1 P: 11	R: 0 E: 0 K: 1 S: 8	H: 0 LOB: 1 BB: 1 P: 16	1B: 3 2B: 2 3B: 0 HR: 1	SF: 0 SAC: 0 DP: 1 HBP: 0	WP: 0 PB: 0 SB: 0 CS: 1	PA: 32
PITCHER	IP WLS BF H R ER SO BB IBB HBP BLK WP HR S P ERA WHIP																					
43 Josh Tomlin, R ERA: 4.4	(1, 1) 7.1 W 27 6 2 2 3 0 0 0 0 0 0 1 64 88 2.46 0.818																					
24 Andrew Miller, L ERA: 1.52	(8, 1) 0.2 H 2 0 0 0 1 0 0 0 0 0 0 6 6 0.00 0.000																					
37 Cody Allen, R ERA: 2.51	(9, 1) 1.0 S 3 0 0 0 1 1 0 0 0 0 0 8 16 0.00 1.000																					

Batter	1	2	3	4	5	6	7	8	9	AB R H RBI BB SO LOB	TOP																								
											<p style="text-align: center;">Cleveland Indians @ Detroit Tigers Comerica Park, Detroit, MI Mon Oct 03 2016, 1:10 PM EDT</p> <p style="text-align: right;">livebaseballscorecards.com</p> <p>AB 0 R 0 H 0 RBI 0 BB 0 SO 0 LOB 0</p> 																								
Inning Stats										1B: 0 SF: 0 WP: 0 PA: 0 2B: 0 SAC: 0 FB: 0 3B: 0 DP: 0 SB: 0 HR: 0 HBP: 0 CS: 0																									
PITCHER	IP	WLS	BF	H	R	ER	SO	BB	IBB	HBP	BLK	WP	HR	S	P	ERA	WHIP	PITCHER	IP	WLS	BF	H	R	ER	SO	BB	IBB	HBP	BLK	WP	HR	S	P	ERA	WHIP

Batter	1	2	3	4	5	6	7	8	9	AB R H RBI BB SO LOB	BOTTOM																								
											<p style="text-align: center;">Cleveland Indians @ Detroit Tigers Comerica Park, Detroit, MI Mon Oct 03 2016, 1:10 PM EDT</p> <p style="text-align: right;">livebaseballscorecards.com</p> <p>AB 0 R 0 H 0 RBI 0 BB 0 SO 0 LOB 0</p> 																								
Inning Stats										1B: 0 SF: 0 WP: 0 PA: 0 2B: 0 SAC: 0 FB: 0 3B: 0 DP: 0 SB: 0 HR: 0 HBP: 0 CS: 0																									
PITCHER	IP	WLS	BF	H	R	ER	SO	BB	IBB	HBP	BLK	WP	HR	S	P	ERA	WHIP	PITCHER	IP	WLS	BF	H	R	ER	SO	BB	IBB	HBP	BLK	WP	HR	S	P	ERA	WHIP

Batter	1	2	3	4	5	6	7	8	9	AB	R	H	RBI	BB	SO	LOB	TOP						
15 Dustin Pedroia, R OBP: 0.200, SLG: 0.400										5	1	1	0	0	3	1							
12 Brock Holt, L OBP: 0.750, SLG: 1.750										4	1	3	1	0	0	0							
50 Mookie Betts, R										3	0	0	0	1	1	2							
34 David Ortiz, L OBP: 0.250, SLG: 0.500										4	0	1	0	0	1	4							
40 Marco Hernández, L OBP: 0.750, SLG: 1.000										4	0	2	1	0	1	1							
13 Hanley Ramirez, R OBP: 0.500, SLG: 1.000										4	0	0	0	0	3	3							
2 Xander Bogaerts, R										4	0	0	0	0	3	3							
25 Jackie Bradley Jr., L										4	0	0	0	0	3	1							
3 Sandy León, S OBP: 0.250, SLG: 1.000										4	1	1	1	0	1	0							
40 Andrew Benintendi, L OBP: 0.500, SLG: 1.250										4	1	2	1	0	1	0							
Inning Stats	R: 1 E: 0 K: 1 S: 11	H: 3 LOB: 2 BB: 0 P: 17	R: 0 E: 0 K: 1 S: 7	H: 0 LOB: 0 BB: 0 P: 9	R: 1 E: 0 K: 1 S: 13	H: 1 LOB: 0 BB: 0 P: 20	R: 0 E: 0 K: 2 S: 10	H: 1 LOB: 1 BB: 0 P: 16	R: 1 E: 0 K: 2 S: 19	H: 2 LOB: 2 BB: 1 P: 33	R: 0 E: 0 K: 2 S: 10	H: 0 LOB: 0 BB: 0 P: 15	R: 0 E: 0 K: 1 S: 7	H: 0 LOB: 0 BB: 0 P: 10	R: 1 E: 0 K: 1 S: 19	H: 2 LOB: 2 BB: 0 P: 30	R: 0 E: 0 K: 3 S: 14	H: 1 LOB: 1 BB: 0 P: 21	1B: 2 2B: 5 3B: 0 HR: 3	SF: 0 SAC: 0 DP: 0 HBP: 0	WP: 0 PB: 0 SB: 0 CS: 0	PA: 37	
PITCHER	IP WLS BF H R ER SO BB IBB HBP BLK WP HR S P ERA WHIP	4.2 W 8 1 0 0 4 1 0 0 0 0 2 52 78 5.79 1.286	5.1 L 11 3 1 1 0 0 0 0 0 1 8 13 13.50 1.500	8.1 S 7 2 0 0 4 0 0 0 0 0 26 40 0.00 1.200																			

Boston Red Sox @ Cleveland Indians
Progressive Field, Cleveland, OH
Thu Oct 06 2016, 8:09 PM - 11:41 PM EDT
Att: 37,762 - Clear - 79 F

AB 36
R 4
H 10
RBI 4
BB 1
SO 14
LOB 12



Batter	1	2	3	4	5	6	7	8	9	AB	R	H	RBI	BB	SO	LOB	BOTTOM					
41 Carlos Santana, S OBP: 0.750, SLG: 1.500										3	0	0	0	0	0	1						
22 Jason Kipnis, L OBP: 0.750, SLG: 1.500										4	1	3	2	0	1	1						
12 Francisco Lindor, S OBP: 0.250, SLG: 1.000										4	1	1	1	0	2	3						
26 Mike Napoli, R OBP: 0.250, SLG: 0.500										4	0	1	0	0	2	2						
11 José Ramírez, S OBP: 0.750, SLG: 1.000										3	1	2	0	1	0	0						
8 Lonnie Chisenhall, L OBP: 0.250, SLG: 0.250										4	0	1	1	0	2	4						
4 Coco Crisp, S										4	0	0	0	0	1	0						
1 Michael Martínez, S										2	0	0	0	0	2	0						
72 Tyler Naquin, L										1	0	0	0	0	1	0						
20 Rajai Davis, R										3	2	2	1	0	1	0						
55 Roberto Pérez, R OBP: 0.667, SLG: 1.667										3	2	2	1	0	1	0						
Inning Stats	R: 0 E: 0 K: 3 S: 11	H: 0 LOB: 1 BB: 0 P: 13	R: 1 E: 0 K: 0 S: 12	H: 2 LOB: 0 BB: 0 P: 19	R: 3 E: 0 K: 0 S: 14	H: 3 LOB: 0 BB: 0 P: 22	R: 0 E: 0 K: 2 S: 11	H: 0 LOB: 0 BB: 0 P: 14	R: 1 E: 0 K: 1 S: 15	H: 3 LOB: 3 BB: 1 P: 26	R: 0 E: 0 K: 3 S: 9	H: 0 LOB: 0 BB: 0 P: 13	R: 0 E: 0 K: 2 S: 12	H: 1 LOB: 1 BB: 0 P: 22	R: 0 E: 0 K: 0 S: 8	H: 1 LOB: 0 BB: 0 P: 10	1B: 5 2B: 2 3B: 0 HR: 3	SF: 0 SAC: 0 DP: 1 HBP: 1	WP: 0 PB: 0 SB: 0 CS: 0	PA: 34		
PITCHER	IP WLS BF H R ER SO BB IBB HBP BLK WP HR S P ERA WHIP	4.1 L 11 3 0 0 5 0 1 0 0 0 30 51 0.00 1.286	7.1 R 1 0 0 0 1 0 0 0 0 0 3 6 0.00 0.000	8.1 S 7 2 0 0 4 0 0 0 0 0 8 10 0.00 1.000																		

Boston Red Sox @ Cleveland Indians
Progressive Field, Cleveland, OH
Thu Oct 06 2016, 8:09 PM - 11:41 PM EDT
Att: 37,762 - Clear - 79 F

AB 32
R 5
H 10
RBI 5
BB 1
SO 12
LOB 11



Batter	1	2	3	4	5	6	7	8	9	AB	R	H	RBI	BB	SO	LOB	TOP										
15 Dustin Pedroia, R OBP: 0.222, SLG: 0.250	G1-3			50 BB		F8		K		3	0	0	0	1	1	2											
12 Brock Holt, L OBP: 0.500, SLG: 1.000	G4-3 1B			K		G3-4-1		L8		4	0	1	0	0	1	3											
50 Mookie Betts, R OBP: 0.375, SLG: 0.167	G4-3 1-2							FC6		3	0	1	0	1	0	3											
34 David Ortiz, L OBP: 0.125, SLG: 0.250		F9				F6				4	0	0	0	0	0	3											
13 Hanley Ramirez, R OBP: 0.250, SLG: 0.500		K				K				4	0	0	0	0	2	2											
2 Xander Bogaerts, R OBP: 0.125, SLG: 0.125	G6-3									4	0	1	0	0	1	0											
40 Andrew Benintendi, L OBP: 0.286, SLG: 0.714			F9			L9				3	0	0	0	0	0	1											
3 Sandy León, S OBP: 0.286, SLG: 0.667			K			P6				2	0	0	0	1	1												
25 Jackie Bradley Jr., L OBP: 0.125, SLG: 0.125			K			K				2	0	0	0	0	2	1											
Inning Stats	R: 0 E: 0 K: 0 S: 9	H: 1 LOB: 0 BB: 0 P: 16	R: 0 E: 0 K: 1 S: 7	H: 0 LOB: 0 BB: 0 P: 13	R: 0 E: 0 K: 2 S: 10	H: 0 LOB: 0 BB: 0 P: 14	R: 0 E: 0 K: 2 S: 9	H: 0 LOB: 2 BB: 2 P: 19	R: 0 E: 0 K: 1 S: 10	H: 1 LOB: 1 BB: 0 P: 18	R: 0 E: 0 K: 0 S: 6	H: 1 LOB: 1 BB: 0 P: 6	R: 0 E: 0 K: 1 S: 6	H: 0 LOB: 0 BB: 0 P: 10	R: 0 E: 0 K: 1 S: 15	H: 0 LOB: 2 BB: 1 P: 24	R: 0 E: 0 K: 0 S: 7	H: 0 LOB: 0 BB: 0 P: 10	1B: 3 2B: 0 3B: 0 HR: 0	SF: 0 SAC: 0 DP: 1 HBP: 1	WP: 0 PB: 0 SB: 0 CS: 0	PA: 33					
PITCHER	IP	WLS	BF	H	R	ER	SO	BB	IBB	HBP	BLK	WP	HR	S	P	ERA	WHIP										
28 Corey Kluber, R ERA: 0.00	7.0	W	27	3	0	0	7	3	0	1	0	0	0	60	104	0.00	0.857										
61 Dan Otero, R ERA: 5.4	1.0		3	0	0	0	1	0	0	0	0	0	0	12	16	0.00	0.000										
27 Bryan Shaw, R ERA: 5.4	1.0		3	0	0	0	0	0	0	0	0	0	0	7	10	0.00	0.000										

Boston Red Sox @ Cleveland Indians
 Progressive Field, Cleveland, OH
 Fri Oct 07 2016, 4:42 PM - 7:59 PM EDT
 Att: 37,842 - Sunny - 80 F

AB	29
R	0
H	3
RBI	0
BB	3
SO	8
LOB	16



Batter	1	2	3	4	5	6	7	8	9	AB	R	H	RBI	BB	SO	LOB	BOTTOM										
20 Rajai Davis, R OBP: 0.125, SLG: 0.125	P2			FC5 22 1B		SF8				3	0	0	1	0	1	3											
22 Jason Kipnis, L OBP: 0.625, SLG: 1.000	P6	P5		1B						3	0	1	1	1	0	1											
12 Francisco Lindor, S OBP: 0.125, SLG: 0.500	G5-3		G4-3	K						4	0	0	0	0	2	4											
26 Mike Napoli, R OBP: 0.250, SLG: 0.375		G6-3				G6-3				4	0	1	0	0	0	0											
41 Carlos Santana, S OBP: 0.250, SLG: 0.143			K			G5-3		G5-3		4	1	1	0	0	1	1											
11 José Ramírez, S OBP: 0.625, SLG: 0.714			K					F7		4	1	2	0	0	1	1											
6 Brandon Guyer, R OBP: 0.750, SLG: 0.750						CS				4	2	3	1	0	1	0											
8 Lonnie Chisenhall, L OBP: 0.250, SLG: 0.625										4	1	1	3	0	1	2											
55 Roberto Pérez, R OBP: 0.571, SLG: 1.000										2	1	0	0	2	1	1											
Inning Stats	R: 0 E: 0 K: 0 S: 7	H: 0 LOB: 0 BB: 0 P: 8	R: 4 E: 0 K: 1 S: 21	H: 4 LOB: 1 BB: 1 P: 30	R: 0 E: 0 K: 2 S: 13	H: 1 LOB: 1 BB: 0 P: 15	R: 1 E: 0 K: 1 S: 12	H: 2 LOB: 2 BB: 1 P: 19	R: 0 E: 0 K: 0 S: 7	H: 1 LOB: 0 BB: 0 P: 11	R: 1 E: 1 K: 2 S: 15	H: 1 LOB: 2 BB: 1 P: 24	R: 0 E: 0 K: 0 S: 5	H: 0 LOB: 0 BB: 0 P: 9	R: 0 E: 0 K: 2 S: 10	H: 0 LOB: 0 BB: 0 P: 15	R: 0 E: 0 K: 0 S: 7	H: 0 LOB: 0 BB: 0 P: 10	1B: 8 2B: 0 3B: 0 HR: 1	SF: 1 SAC: 0 DP: 0 HBP: 0	WP: 0 PB: 0 SB: 1 CS: 1	PA: 37					
PITCHER	IP	WLS	BF	H	R	ER	SO	BB	IBB	HBP	BLK	WP	HR	S	P	ERA	WHIP										
24 David Price, L ERA: 13.5	3.1	L	18	6	5	5	3	2	0	0	0	0	0	16	22	0.00	1.800										
68 Matt Barnes, R ERA: 0.00	1.2		7	3	1	0	1	0	0	0	0	0	0	3	3	0.00	0.000										
28 Robbie Ross Jr., L ERA: 0.00	0.1		1	0	0	0	1	0	0	0	0	0	0	9	17	0.00	1.500										
29 Brad Ziegler, R ERA: 0.00	0.2		4	0	0	0	1	1	0	0	0	0	0	12	18	0.00	0.000										
56 Joe Kelly, R ERA: 0.00	1.2		5	0	0	0	1	0	0	0	0	0	0	12	18	0.00	0.000										
PITCHER	IP	WLS	BF	H	R	ER	SO	BB	IBB	HBP	BLK	WP	HR	S	P	ERA	WHIP										
46 Craig Kimbrel, R ERA: 0.00	0.1		1	0	0	0	1	0	0	0	0	0	0	3	6	0.00	0.000										

Boston Red Sox @ Cleveland Indians
 Progressive Field, Cleveland, OH
 Fri Oct 07 2016, 4:42 PM - 7:59 PM EDT
 Att: 37,842 - Sunny - 80 F

AB	32
R	6
H	9
RBI	6
BB	3
SO	8
LOB	13



Batter	1	2	3	4	5	6	7	8	9	AB	R	H	RBI	BB	SO	LOB	TOP				
41 Carlos Santana, S (1,10) OBP: 0.250, SLG: 0.182										4	0	1	0	0	1	1					
22 Jason Kipnis, L (1,4) OBP: 0.417, SLG: 0.636										4	0	0	0	0	3	1					
12 Francisco Lindor, S (1,6) OBP: 0.250, SLG: 0.563										4	0	2	0	0	1	0					
26 Mike Napoli, R (1,3) OBP: 0.167, SLG: 0.250										4	0	0	0	0	2	3					
11 José Ramírez, S (1,5) OBP: 0.583, SLG: 0.600										3	2	1	0	1	0	2					
8 Lonnie Chisenhall, L (1,9) OBP: 0.364, SLG: 0.600										2	1	1	0	1	0	0					
4 Coco Crisp, S (1,7) OBP: 0.167, SLG: 0.667										2	1	1	2	0	0	1					
1 Michael Martínez, S (8,8)										1	0	0	0	0	1	0					
72 Tyler Naquin, L (1,8) OBP: 0.250, SLG: 0.250										2	0	1	2	0	1	1					
20 Rajai Davis, R (6,PH) (8,7)										2	0	0	0	0	1	0					
55 Roberto Pérez, R (1,2) OBP: 0.364, SLG: 0.556										4	0	0	0	0	0	2					
Inning Stats	R: 0 E: 0 K: 1 S: 11	H: 2 LOB: 2 BB: 0 P: 17	R: 0 E: 0 K: 1 S: 13	H: 1 LOB: 1 BB: 0 P: 18	R: 0 E: 0 K: 1 S: 10	H: 1 LOB: 1 BB: 0 P: 13	R: 2 E: 0 K: 1 S: 16	H: 2 LOB: 1 BB: 1 P: 27	R: 0 E: 0 K: 2 S: 13	H: 0 LOB: 0 BB: 0 P: 19	R: 2 E: 0 K: 0 S: 13	H: 1 LOB: 0 BB: 1 P: 24	R: 0 E: 0 K: 1 S: 8	H: 0 LOB: 0 BB: 0 P: 14	R: 0 E: 0 K: 2 S: 9	H: 0 LOB: 0 BB: 0 P: 12	1B: 5 2B: 1 3B: 0 HR: 1	SF: 0 SAC: 2 DP: 0 HBP: 0	WP: 0 PB: 0 SB: 0 CS: 0	PA: 36	
PITCHER	IP WLS BF H R ER SO BB IBB HBP BLK WP HR S P ERA WHIP	IP WLS BF H R ER SO BB IBB HBP BLK WP HR S P ERA WHIP	IP WLS BF H R ER SO BB IBB HBP BLK WP HR S P ERA WHIP	IP WLS BF H R ER SO BB IBB HBP BLK WP HR S P ERA WHIP	IP WLS BF H R ER SO BB IBB HBP BLK WP HR S P ERA WHIP	IP WLS BF H R ER SO BB IBB HBP BLK WP HR S P ERA WHIP	IP WLS BF H R ER SO BB IBB HBP BLK WP HR S P ERA WHIP	IP WLS BF H R ER SO BB IBB HBP BLK WP HR S P ERA WHIP	IP WLS BF H R ER SO BB IBB HBP BLK WP HR S P ERA WHIP	IP WLS BF H R ER SO BB IBB HBP BLK WP HR S P ERA WHIP	IP WLS BF H R ER SO BB IBB HBP BLK WP HR S P ERA WHIP	IP WLS BF H R ER SO BB IBB HBP BLK WP HR S P ERA WHIP	IP WLS BF H R ER SO BB IBB HBP BLK WP HR S P ERA WHIP	IP WLS BF H R ER SO BB IBB HBP BLK WP HR S P ERA WHIP	IP WLS BF H R ER SO BB IBB HBP BLK WP HR S P ERA WHIP	IP WLS BF H R ER SO BB IBB HBP BLK WP HR S P ERA WHIP	IP WLS BF H R ER SO BB IBB HBP BLK WP HR S P ERA WHIP	IP WLS BF H R ER SO BB IBB HBP BLK WP HR S P ERA WHIP	IP WLS BF H R ER SO BB IBB HBP BLK WP HR S P ERA WHIP	IP WLS BF H R ER SO BB IBB HBP BLK WP HR S P ERA WHIP	IP WLS BF H R ER SO BB IBB HBP BLK WP HR S P ERA WHIP

Cleveland Indians @ Boston Red Sox
Fenway Park, Boston, MA
Mon Oct 10 2016, 6:11 PM - 9:51 PM EDT
Att: 39,530 - Clear - 55 F

AB 32
R 4
H 7
RBI 4
BB 2
SO 10
LOB 11



Batter	1	2	3	4	5	6	7	8	9	AB	R	H	RBI	BB	SO	LOB	BOTTOM					
15 Dustin Pedroia, R (1,4) OBP: 0.286, SLG: 0.250										4	1	1	0	1	1	0						
12 Brock Holt, L (1,5) OBP: 0.400, SLG: 0.800										2	0	0	0	0	1	0						
18 Aaron Hill, R (6,PH) (7,5)										1	0	0	0	0	1	1						
47 Travis Shaw, L (8,PH) (9,5)										2	0	1	0	0	0	2						
50 Mookie Betts, R (1,9) OBP: 0.333, SLG: 0.300										4	1	1	0	0	0	1						
34 David Ortiz, L (1,10) OBP: 0.250, SLG: 0.222										1	0	0	1	2	0	0						
40 Marco Hernández, L (8,PR) (9,10)										0	0	0	0	0	0	0						
13 Hanley Ramírez, R (1,3) OBP: 0.250, SLG: 0.417										4	0	1	1	0	1	2						
2 Xander Bogaerts, R (1,6) OBP: 0.250, SLG: 0.250										4	1	2	0	0	0	2						
40 Andrew Benintendi, L (1,7) OBP: 0.333, SLG: 0.778										2	0	1	1	0	0	2						
30 Chris Young, R (7,PH) (8,7)										1	0	0	0	1	0	0						
3 Sandy León, S (1,2) OBP: 0.182, SLG: 0.400										4	0	0	0	0	3	2						
25 Jackie Bradley Jr., L (1,8) OBP: 0.182, SLG: 0.100										4	0	1	0	0	2	2						
Inning Stats	R: 0 E: 0 K: 0 S: 8	H: 0 LOB: 0 BB: 0 P: 11	R: 0 E: 0 K: 2 S: 8	H: 1 LOB: 1 BB: 1 P: 16	R: 0 E: 0 K: 2 S: 8	H: 0 LOB: 0 BB: 0 P: 10	R: 0 E: 0 K: 1 S: 7	H: 0 LOB: 0 BB: 0 P: 8	R: 1 E: 0 K: 1 S: 12	H: 2 LOB: 1 BB: 0 P: 19	R: 1 E: 0 K: 2 S: 13	H: 2 LOB: 1 BB: 0 P: 22	R: 0 E: 0 K: 1 S: 11	H: 0 LOB: 1 BB: 1 P: 17	R: 1 E: 0 K: 1 S: 10	H: 2 LOB: 2 BB: 1 P: 23	R: 0 E: 0 K: 1 S: 14	H: 1 LOB: 2 BB: 1 P: 28	1B: 6 2B: 2 3B: 0 HR: 0	SF: 1 SAC: 0 DP: 1 HBP: 0	WP: 0 PB: 0 SB: 0 CS: 0	PA: 38
PITCHER	IP WLS BF H R ER SO BB IBB HBP BLK WP HR S P ERA WHIP	IP WLS BF H R ER SO BB IBB HBP BLK WP HR S P ERA WHIP	IP WLS BF H R ER SO BB IBB HBP BLK WP HR S P ERA WHIP	IP WLS BF H R ER SO BB IBB HBP BLK WP HR S P ERA WHIP	IP WLS BF H R ER SO BB IBB HBP BLK WP HR S P ERA WHIP	IP WLS BF H R ER SO BB IBB HBP BLK WP HR S P ERA WHIP	IP WLS BF H R ER SO BB IBB HBP BLK WP HR S P ERA WHIP	IP WLS BF H R ER SO BB IBB HBP BLK WP HR S P ERA WHIP	IP WLS BF H R ER SO BB IBB HBP BLK WP HR S P ERA WHIP	IP WLS BF H R ER SO BB IBB HBP BLK WP HR S P ERA WHIP	IP WLS BF H R ER SO BB IBB HBP BLK WP HR S P ERA WHIP	IP WLS BF H R ER SO BB IBB HBP BLK WP HR S P ERA WHIP	IP WLS BF H R ER SO BB IBB HBP BLK WP HR S P ERA WHIP	IP WLS BF H R ER SO BB IBB HBP BLK WP HR S P ERA WHIP	IP WLS BF H R ER SO BB IBB HBP BLK WP HR S P ERA WHIP	IP WLS BF H R ER SO BB IBB HBP BLK WP HR S P ERA WHIP	IP WLS BF H R ER SO BB IBB HBP BLK WP HR S P ERA WHIP	IP WLS BF H R ER SO BB IBB HBP BLK WP HR S P ERA WHIP	IP WLS BF H R ER SO BB IBB HBP BLK WP HR S P ERA WHIP	IP WLS BF H R ER SO BB IBB HBP BLK WP HR S P ERA WHIP	IP WLS BF H R ER SO BB IBB HBP BLK WP HR S P ERA WHIP	

Cleveland Indians @ Boston Red Sox
Fenway Park, Boston, MA
Mon Oct 10 2016, 6:11 PM - 9:51 PM EDT
Att: 39,530 - Clear - 55 F

AB 33
R 3
H 8
RBI 3
BB 4
SO 9
LOB 14



Batter	1	2	3	4	5	6	7	8	9	AB	R	H	RBI	BB	SO	LOB	TOP					
3 Ezequiel Carrera, L OBP: 0.381, SLG: 0.474 7 B.J. Upton, R OBP: 0.522, SLG: 0.750										3	0	0	0	0	1	0	Toronto Blue Jays @ Cleveland Indians Progressive Field, Cleveland, OH Fri Oct 14, 2016, 8:09 PM - 10:52 PM EDT Att: 37,727 - Clear - 58 F					
20 Josh Donaldson, R OBP: 0.522, SLG: 0.727										4	0	2	0	0	0	0						
10 Edwin Encarnación, R OBP: 0.479, SLG: 0.900										4	0	2	0	0	1	1						
19 José Bautista, R OBP: 0.318, SLG: 0.500										3	0	0	0	1	3	3						
55 Russell Martin, R OBP: 0.136, SLG: 0.200										4	0	0	0	0	2	5						
2 Troy Tulowitzki, R OBP: 0.333, SLG: 0.571										4	0	1	0	0	1	0						
21 Michael Saunders, L OBP: 0.417, SLG: 0.455										4	0	2	0	0	2	1						
11 Kevin Pillar, R OBP: 0.190, SLG: 0.316										3	0	0	0	1	0	1						
29 Devon Travis, R OBP: 0.083, SLG: 0.083 17 Ryan Goins, L (5, 4) 18 Darwin Barney, R (7, PH) (7, 4)										2	0	0	0	0	0	3						
										0	0	0	0	0	0	0						
										1	0	0	0	0	1	0						
Inning Stats	R: 0 E: 0 K: 2 S: 16	H: 2 LOB: 2 BB: 0 P: 21	R: 0 E: 0 K: 0 S: 10	H: 1 LOB: 1 BB: 1 P: 16	R: 0 E: 0 K: 1 S: 11	H: 1 LOB: 2 BB: 1 P: 17	R: 0 E: 0 K: 1 S: 12	H: 1 LOB: 1 BB: 0 P: 15	R: 0 E: 0 K: 0 S: 8	H: 0 LOB: 0 BB: 0 P: 11	R: 0 E: 0 K: 2 S: 13	H: 1 LOB: 1 BB: 0 P: 19	R: 0 E: 0 K: 3 S: 15	H: 1 LOB: 1 BB: 0 P: 20	R: 0 E: 0 K: 1 S: 9	H: 0 LOB: 0 BB: 0 P: 11	1B: 6 2B: 1 3B: 0 HR: 0	SF: 0 SAC: 0 DP: 1 HBP: 0	WP: 0 PB: 0 SB: 0 CS: 0	PA: 35		
PITCHER	IP WLS BF ERA WHIP	IP WLS BF ERA WHIP	IP WLS BF ERA WHIP	IP WLS BF ERA WHIP	IP WLS BF ERA WHIP	IP WLS BF ERA WHIP	IP WLS BF ERA WHIP	IP WLS BF ERA WHIP	IP WLS BF ERA WHIP	IP WLS BF ERA WHIP	IP WLS BF ERA WHIP	IP WLS BF ERA WHIP	IP WLS BF ERA WHIP	IP WLS BF ERA WHIP	IP WLS BF ERA WHIP	IP WLS BF ERA WHIP	IP WLS BF ERA WHIP	IP WLS BF ERA WHIP	IP WLS BF ERA WHIP	IP WLS BF ERA WHIP	IP WLS BF ERA WHIP	
28 Corey Kluber, R ERA: 0.00	6.1 W 26	6.1 W 26	6.1 W 26	6.1 W 26	6.1 W 26	6.1 W 26	6.1 W 26	6.1 W 26	6.1 W 26	6.1 W 26	6.1 W 26	6.1 W 26	6.1 W 26	6.1 W 26	6.1 W 26	6.1 W 26	6.1 W 26	6.1 W 26	6.1 W 26	6.1 W 26	6.1 W 26	6.1 W 26
24 Andrew Miller, L ERA: 0.00	1.2 H 6	1.2 H 6	1.2 H 6	1.2 H 6	1.2 H 6	1.2 H 6	1.2 H 6	1.2 H 6	1.2 H 6	1.2 H 6	1.2 H 6	1.2 H 6	1.2 H 6	1.2 H 6	1.2 H 6	1.2 H 6	1.2 H 6	1.2 H 6	1.2 H 6	1.2 H 6	1.2 H 6	1.2 H 6
37 Cody Allen, R ERA: 0.000	1.0 S 3	1.0 S 3	1.0 S 3	1.0 S 3	1.0 S 3	1.0 S 3	1.0 S 3	1.0 S 3	1.0 S 3	1.0 S 3	1.0 S 3	1.0 S 3	1.0 S 3	1.0 S 3	1.0 S 3	1.0 S 3	1.0 S 3	1.0 S 3	1.0 S 3	1.0 S 3	1.0 S 3	1.0 S 3

AB 33
R 0
H 7
RBI 0
BB 2
SO 12
LOB 14



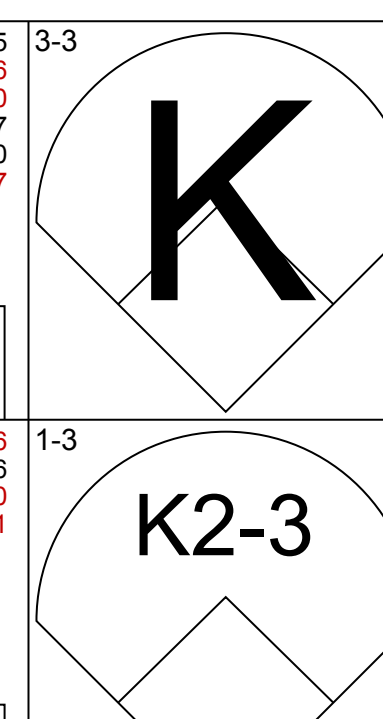
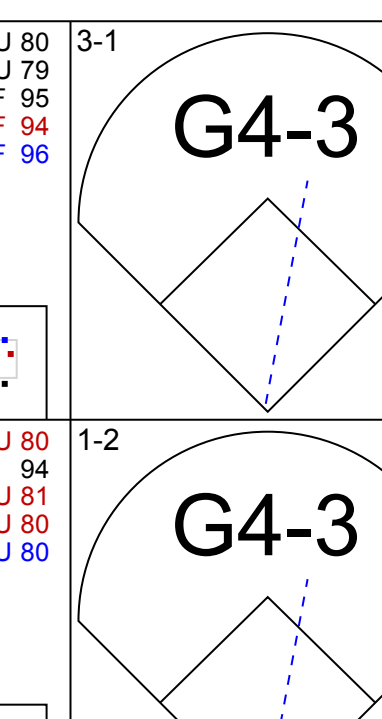
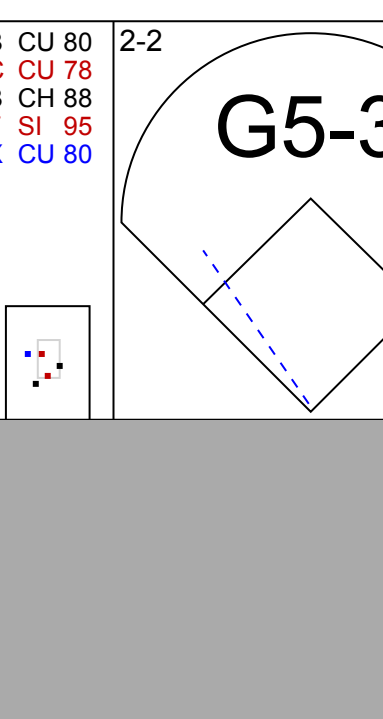
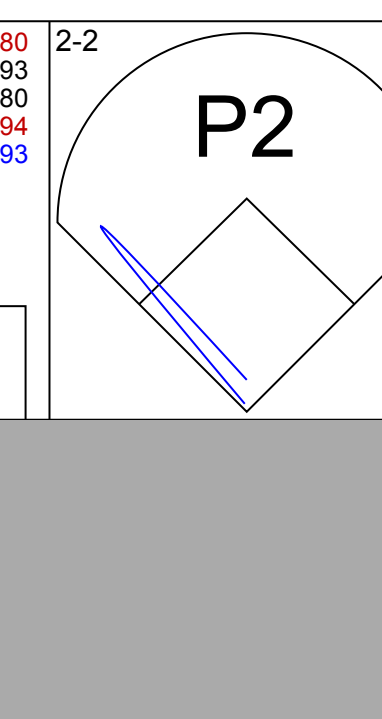
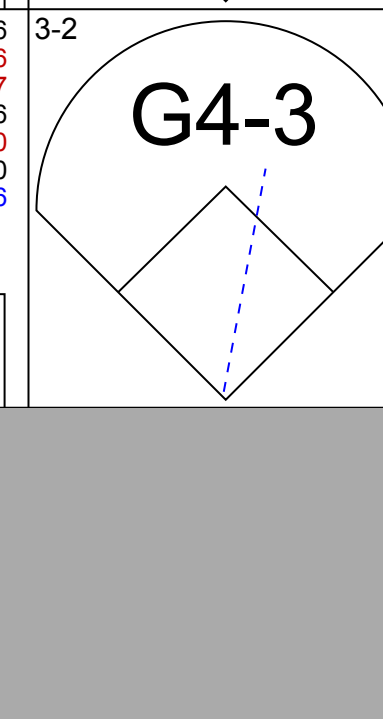

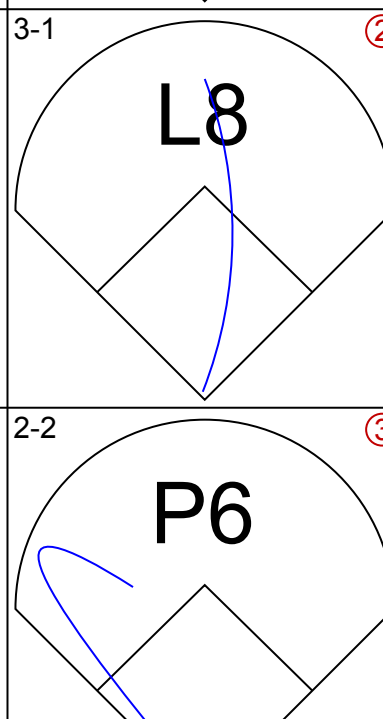
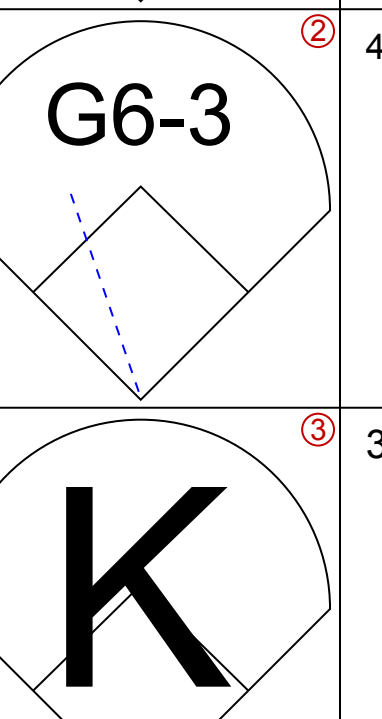

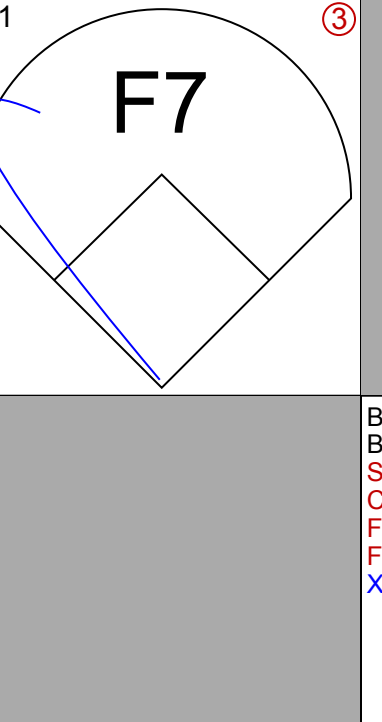


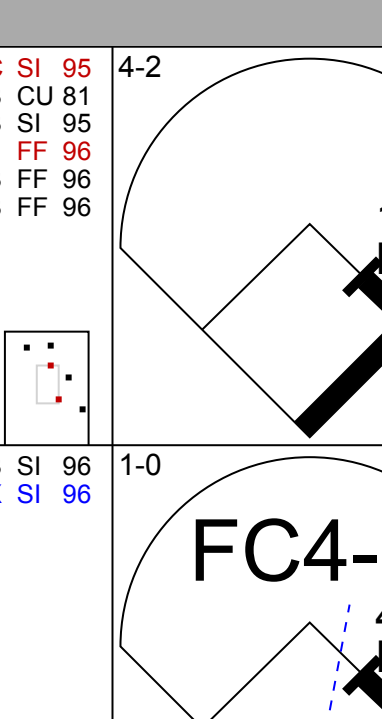
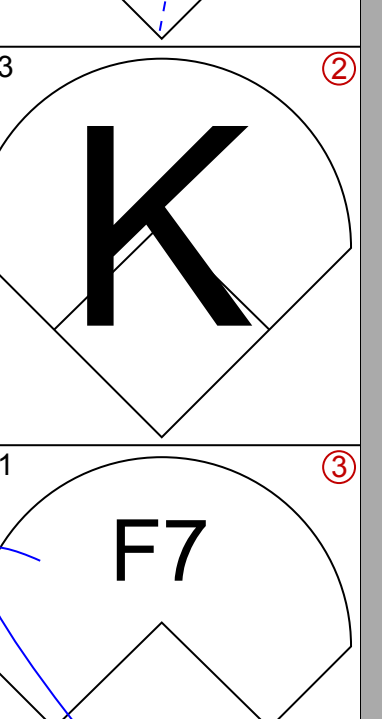
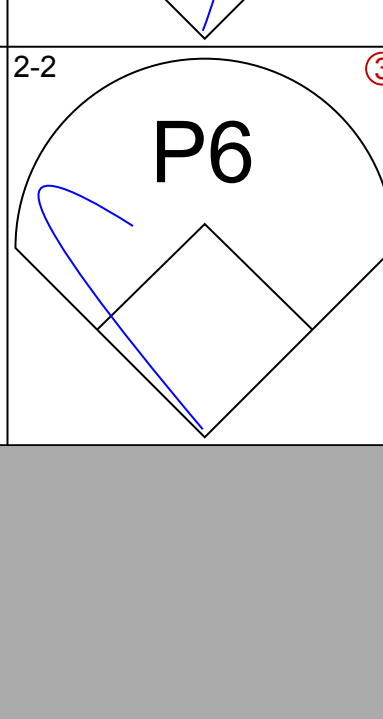
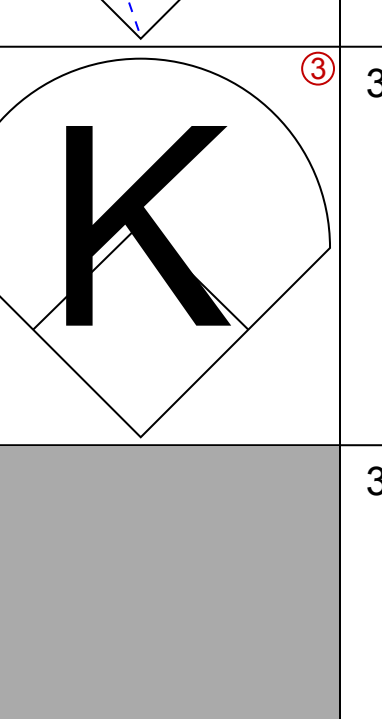
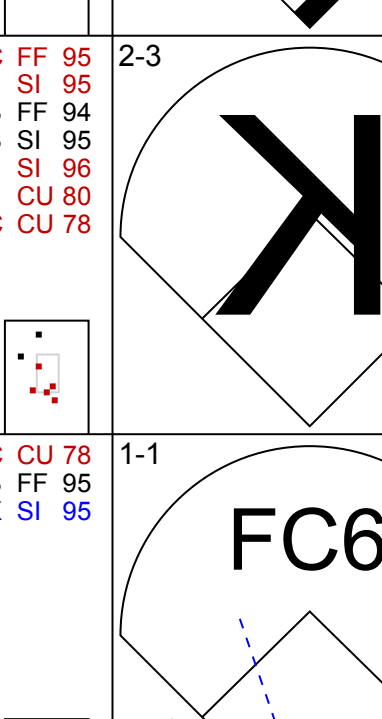



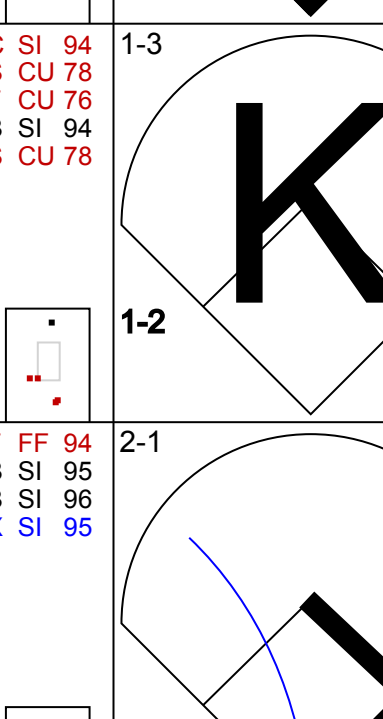
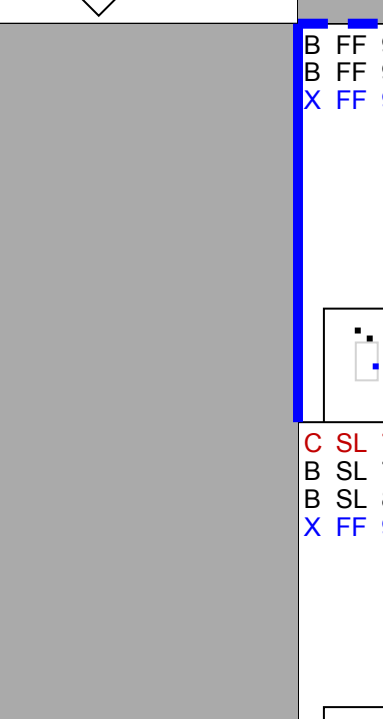
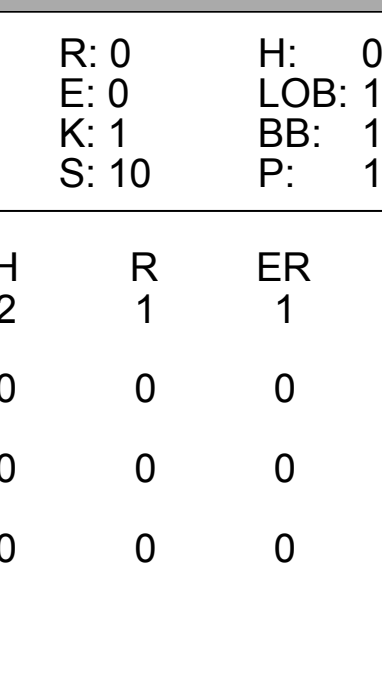
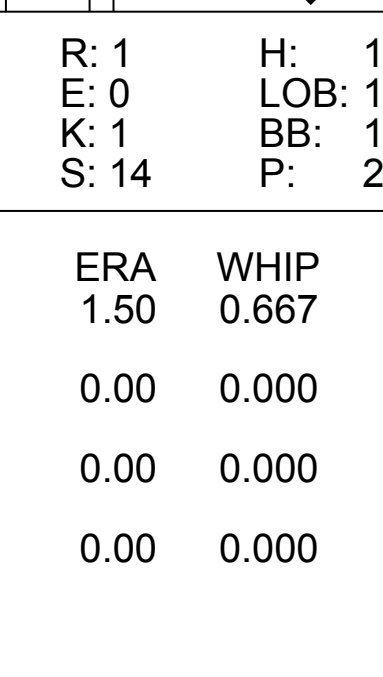
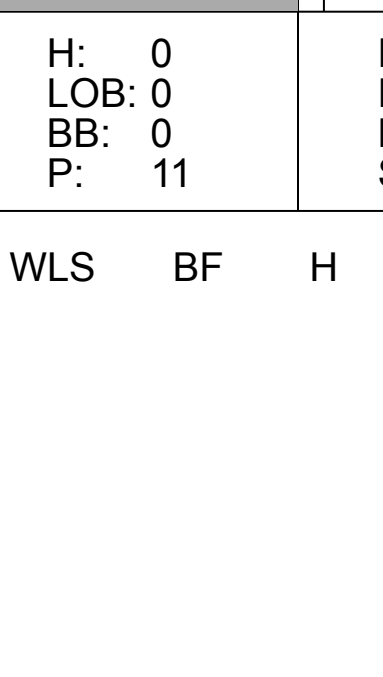
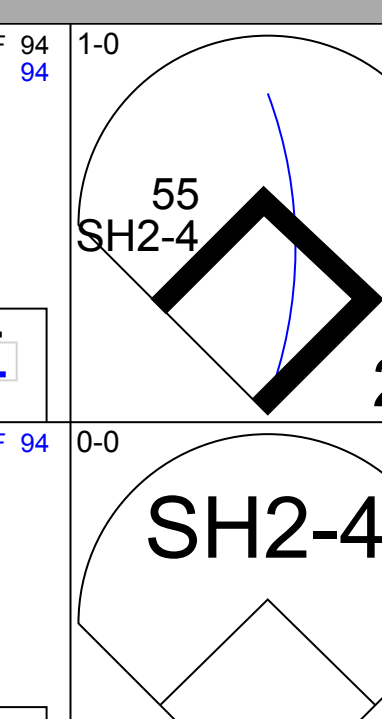
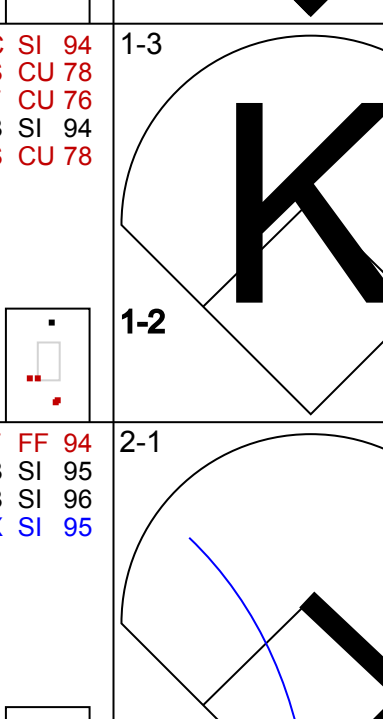
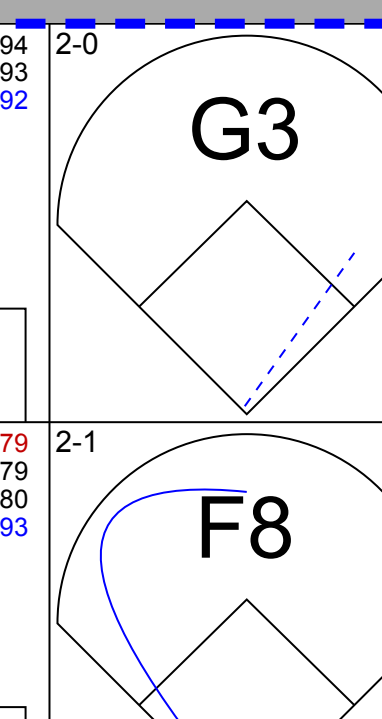
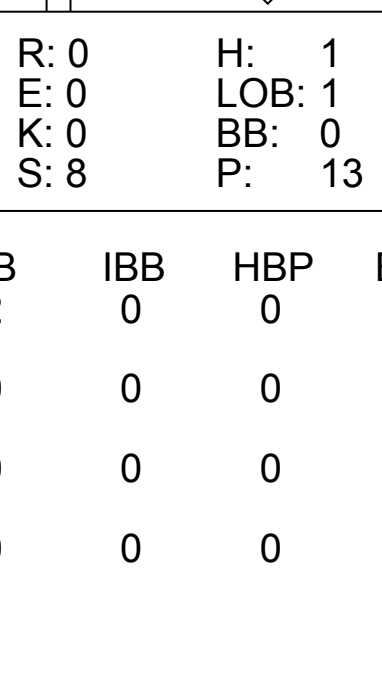
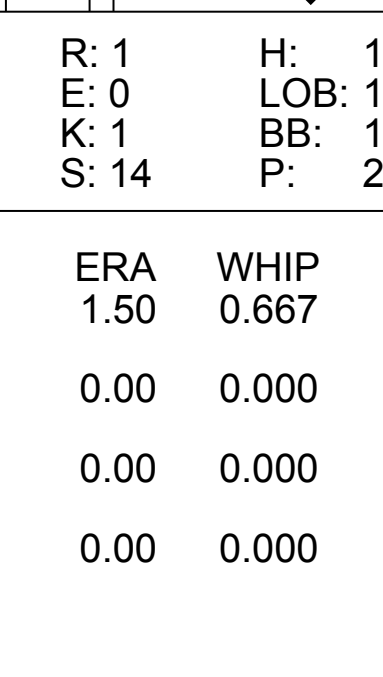
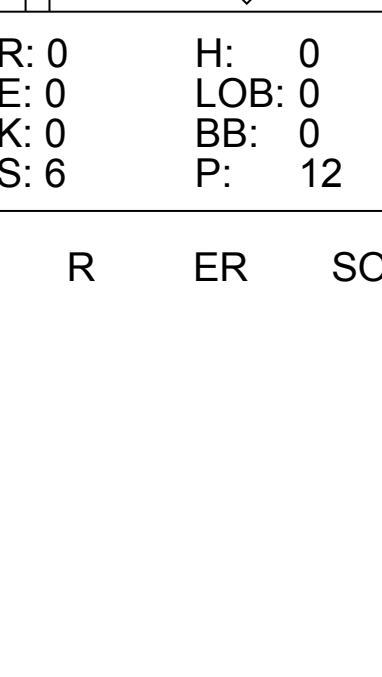
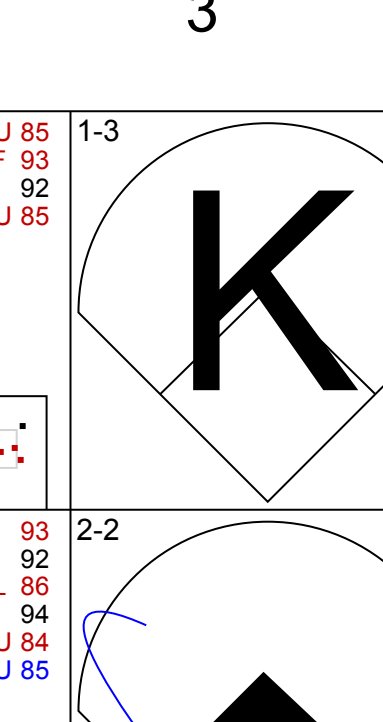
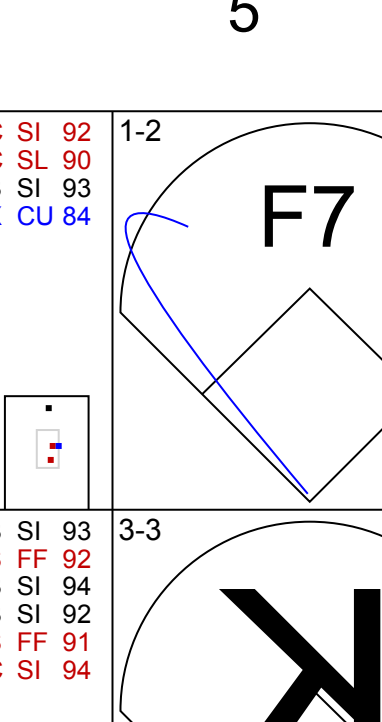
Batter	1	2	3	4	5	6	7	8	9	AB	R	H	RBI	BB	SO	LOB	BOTTOM					
41 Carlos Santana, S OBP: 0.250, SLG: 0.200										4	0	1	0	0	0	0	Toronto Blue Jays @ Cleveland Indians Progressive Field, Cleveland, OH Fri Oct 14, 2016, 8:09 PM - 10:52 PM EDT Att: 37,727 - Clear - 58 F					
22 Jason Kipnis, L OBP: 0.375, SLG: 0.500										3	1	0	0	1	1	1						
12 Francisco Lindor, S OBP: 0.313, SLG: 0.750										4	1	2	2	0	1	0						
26 Mike Napoli, R OBP: 0.133, SLG: 0.200										3	0	0	0	0	0	1						
11 José Ramírez, S OBP: 0.467, SLG: 0.462										3	0	0	0	0	1	1						
8 Lonnie Chisenhall, L OBP: 0.500, SLG: 0.692										3	0	3	0	0	0	0						
4 Coco Crisp, S OBP: 0.143, SLG: 0.571 20 Rajai Davis, R (8, 7)										1	0	0	0	0	0	1						
										0	0	0	0	0	0	0						
										3	0	0	0	0	2	2						
										0	0	0	0	0	0	0						
72 Tyler Naquin, L OBP: 0.143, SLG: 0.143 1 Michael Martínez, S (8, 8)										3	0	0	0	0	2	2						
55 Roberto Pérez, R OBP: 0.286, SLG: 0.417										3	0	0	0	0	1	2						
Inning Stats	R: 0 E: 0 K: 0 S: 6	H: 1 LOB: 0 BB: 0 P: 9	R: 0 E: 0 K: 0 S: 10	H: 1 LOB: 1 BB: 0 P: 13	R: 0 E: 0 K: 1 S: 7	H: 0 LOB: 0 BB: 0 P: 13	R: 0 E: 0 K: 1 S: 13	H: 1 LOB: 1 BB: 0 P: 18	R: 0 E: 0 K: 1 S: 6	H: 1 LOB: 1 BB: 0 P: 6	R: 2 E: 0 K: 1 S: 14	H: 1 LOB: 0 BB: 1 P: 21	R: 0 E: 0 K: 1 S: 7	H: 1 LOB: 1 BB: 0 P: 8	R: 0 E: 0 K: 1 S: 7	H: 0 LOB: 0 BB: 0 P: 13	1B: 5 2B: 0 3B: 0 HR: 1	SF: 0 SAC: 2 DP: 1 HBP: 0	WP: 0 PB: 0 SB: 0 CS: 0	PA: 30		
PITCHER	IP WLS BF ERA WHIP	IP WLS BF ERA WHIP	IP WLS BF ERA WHIP	IP WLS BF ERA WHIP	IP WLS BF ERA WHIP	IP WLS BF ERA WHIP	IP WLS BF ERA WHIP	IP WLS BF ERA WHIP	IP WLS BF ERA WHIP	IP WLS BF ERA WHIP	IP WLS BF ERA WHIP	IP WLS BF ERA WHIP	IP WLS BF ERA WHIP	IP WLS BF ERA WHIP	IP WLS BF ERA WHIP	IP WLS BF ERA WHIP	IP WLS BF ERA WHIP	IP WLS BF ERA WHIP	IP WLS BF ERA WHIP	IP WLS BF ERA WHIP	IP WLS BF ERA WHIP	
25 Marco Estrada, R ERA: 1.65	8.0 L 30	8.0 L 30	8.0 L 30	8.0 L 30	8.0 L 30	8.0 L 30	8.0 L 30	8.0 L 30	8.0 L 30	8.0 L 30	8.0 L 30	8.0 L 30	8.0 L 30	8.0 L 30	8.0 L 30	8.0 L 30	8.0 L 30	8.0 L 30	8.0 L 30	8.0 L 30	8.0 L 30	8.0 L 30

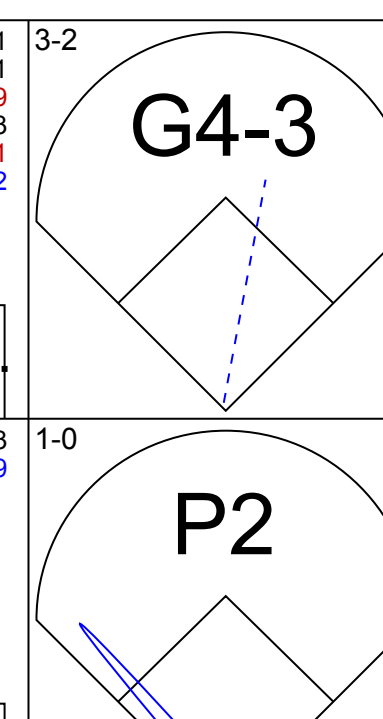
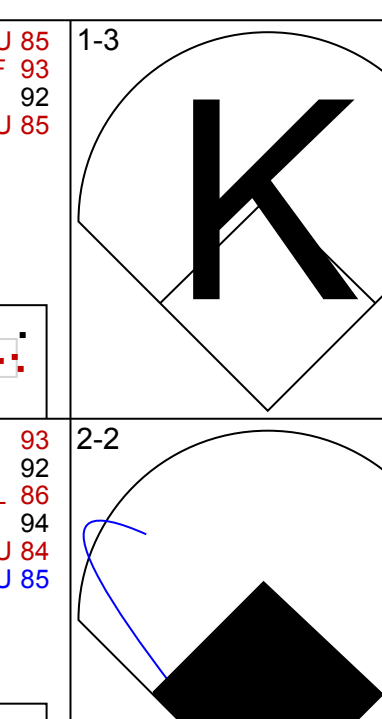
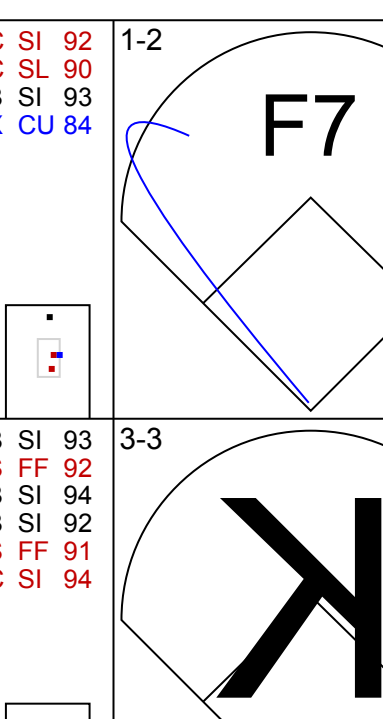
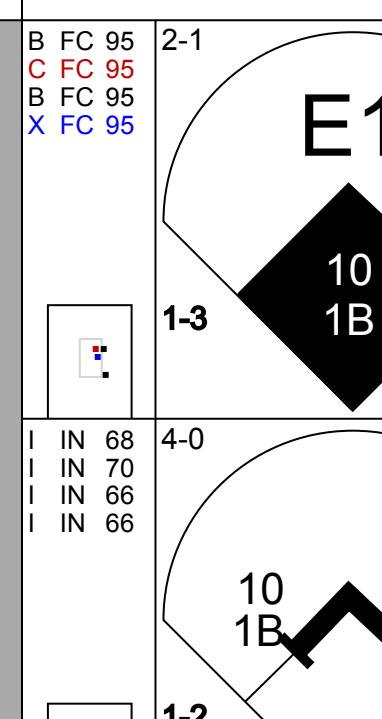
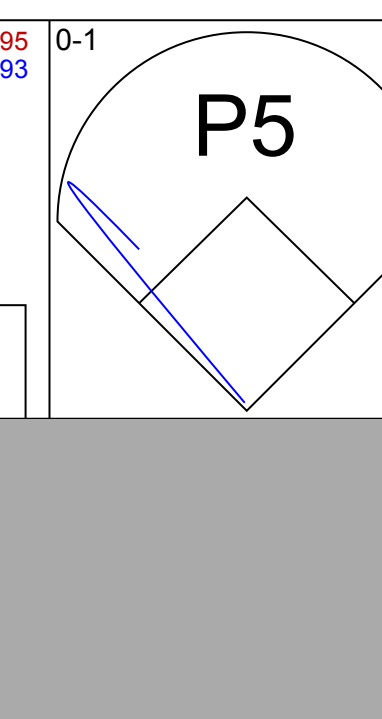
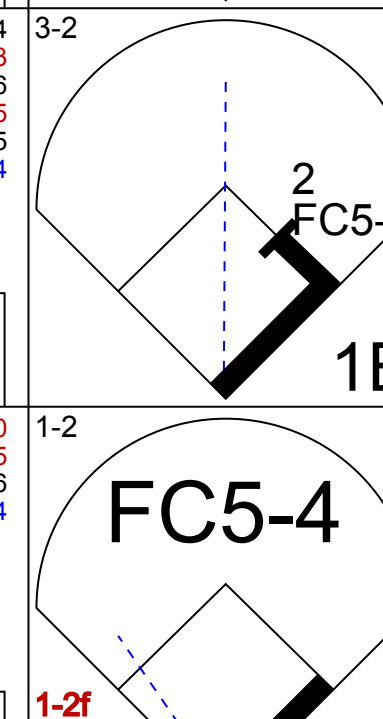
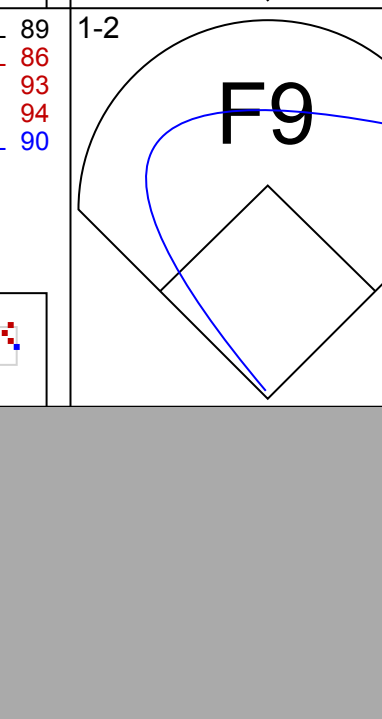
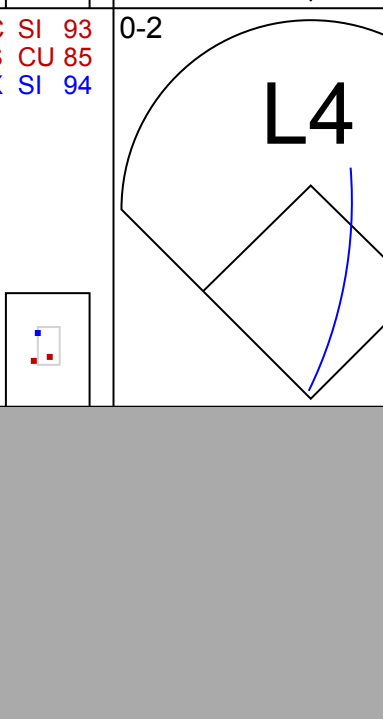
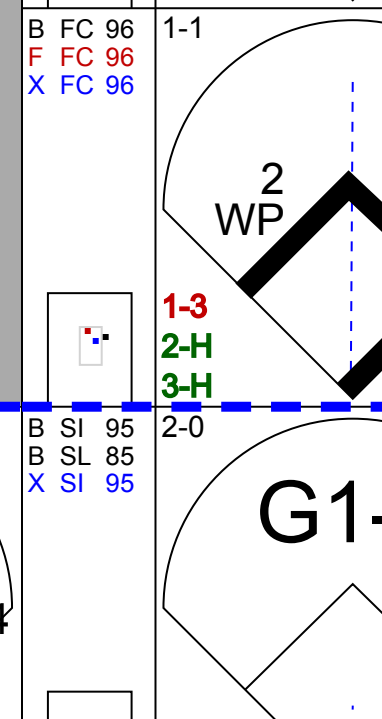



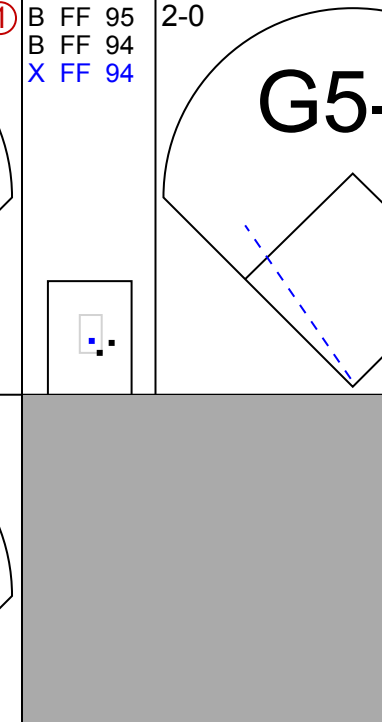

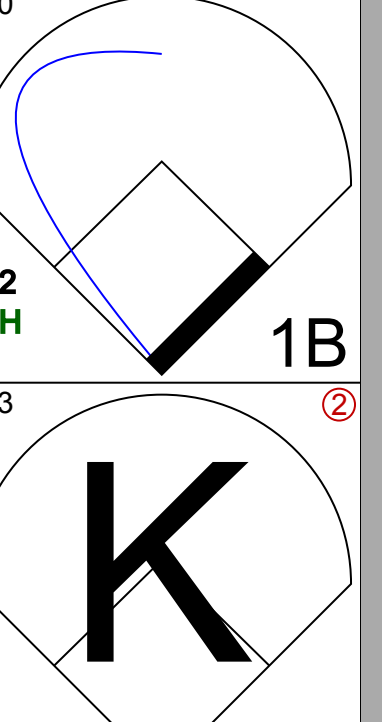
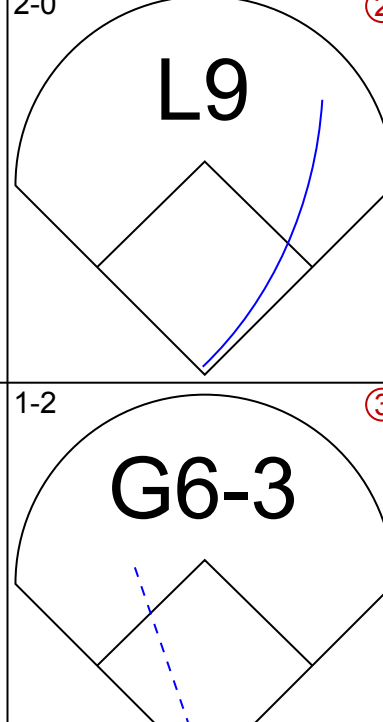
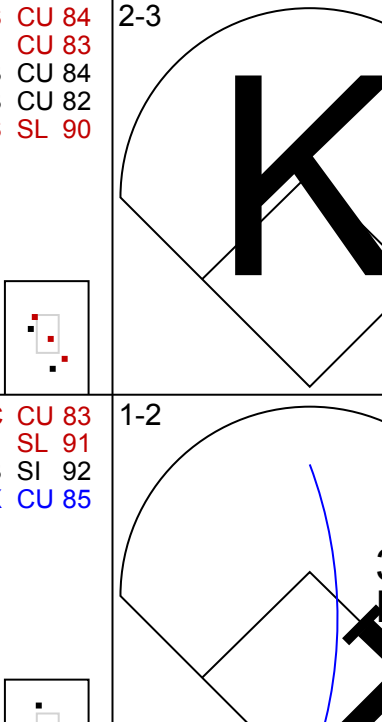
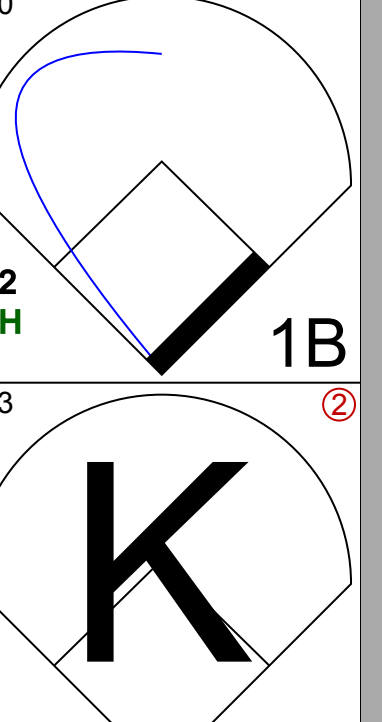
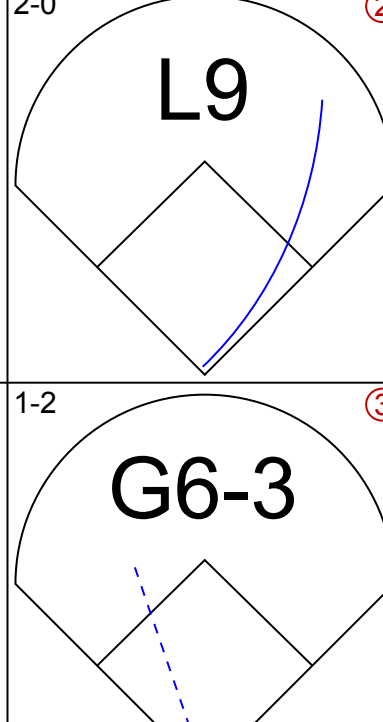
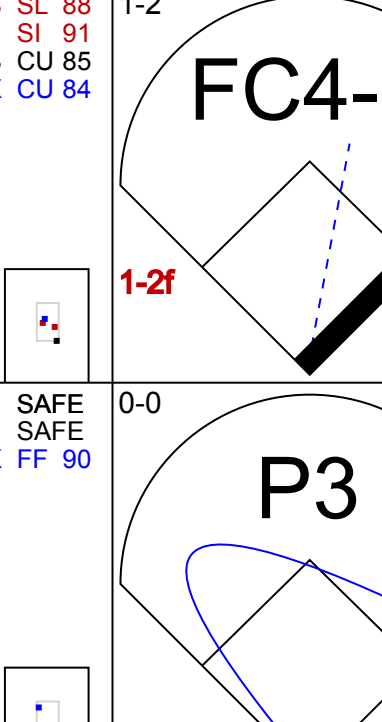


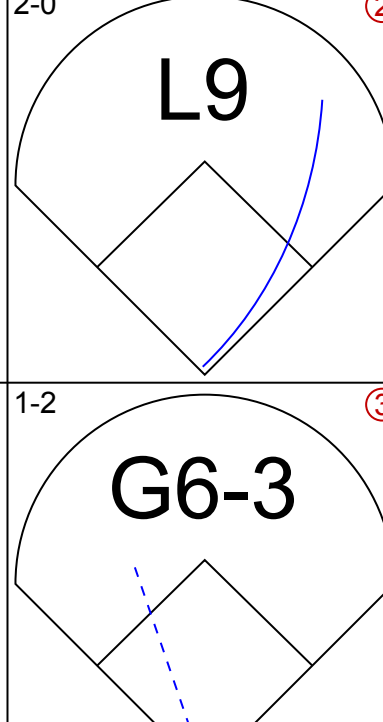
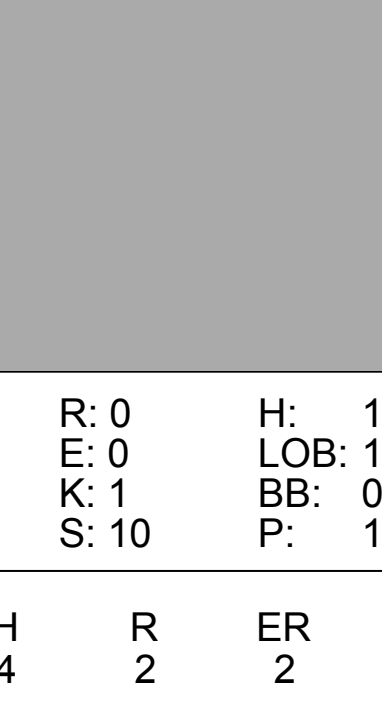
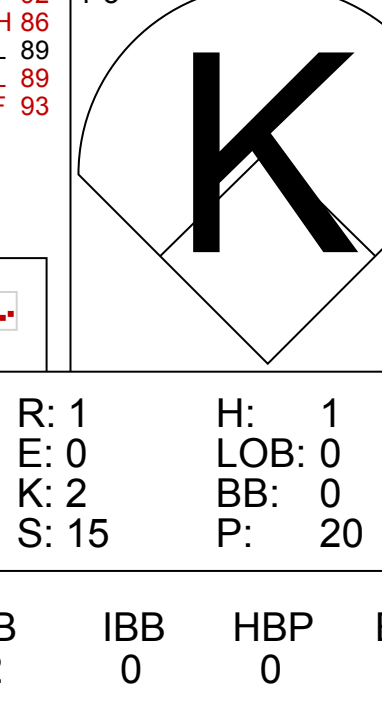
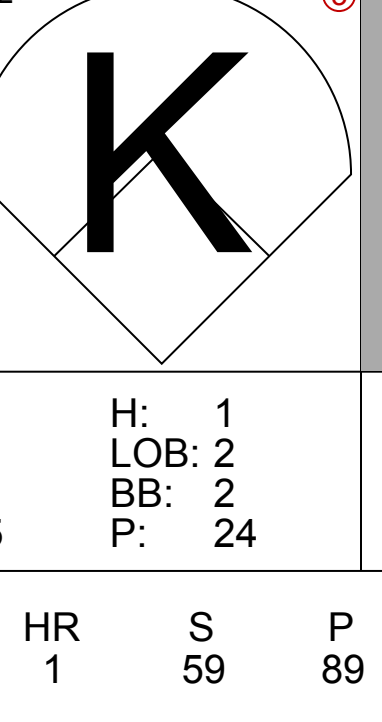

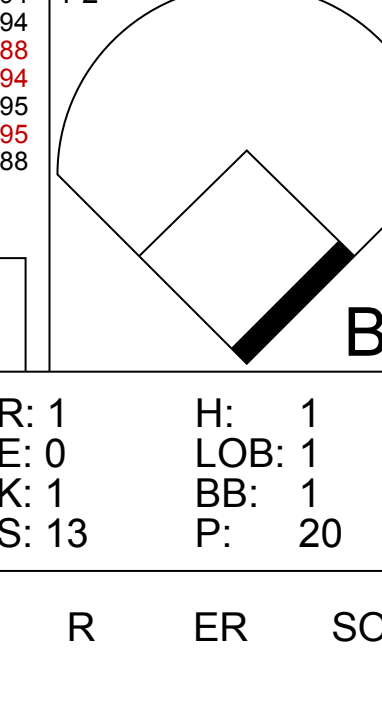


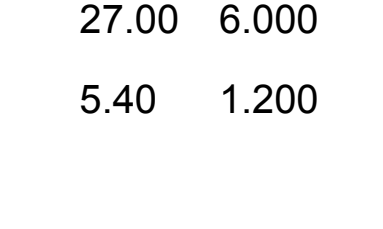







AB 27
R 2
H 6
RBI 2
BB 1
SO 6
LOB 8



Batter	1	2	3	4	5	6	7	8	9	AB	R	H	RBI	BB	SO	LOB	TOP										
3 Ezequiel Carrera, L OBP: 0.357, SLG: 0.591	G4-3		G6-3		K			G4-3		4	0	0	0	0	1	1	Toronto Blue Jays @ Cleveland Indians Progressive Field, Cleveland, OH Sat Oct 15 2016, 4:10 PM - 6:54 PM EDT Att: 37,870 - Sunny - 76 F										
20 Josh Donaldson, R OBP: 0.461, SLG: 0.692	G4-3		2B			G6-3		K		4	0	1	1	0	1	0											
10 Edwin Encarnación, R OBP: 0.444, SLG: 0.783	G4-3		BB			F8		K		3	0	0	0	1	1	0											
19 José Bautista, R OBP: 0.308, SLG: 0.429	G6-3		K			BB		K		3	0	0	0	1	2	2											
2 Troy Tulowitzki, R OBP: 0.280, SLG: 0.480	G6-3			G5-3		G1-3		F8		4	0	0	0	0	0	1											
55 Russell Martin, R OBP: 0.160, SLG: 0.217	1B			K				K		3	0	1	0	0	2	0											
21 Michael Saunders, L OBP: 0.300, SLG: 0.667	K			K				K		2	0	0	0	0	2	1											
11 Kevin Pillar, R OBP: 0.167, SLG: 0.273			G5-3			G1		K		3	0	0	0	0	1	0											
18 Darwin Barney, R OBP: 0.167, SLG: 0.091			2B			K		K		3	1	1	0	0	2	0											
Inning Stats	R: 0 H: 0 E: 0 K: 0 S: 8	H: 0 LOB: 0 BB: 0 P: 14	R: 0 H: 1 E: 0 K: 1 S: 10	H: 1 LOB: 1 BB: 0 P: 19	R: 1 H: 2 E: 0 K: 1 S: 14	H: 2 LOB: 2 BB: 1 P: 24	R: 0 H: 0 E: 0 K: 2 S: 8	H: 0 LOB: 0 BB: 0 P: 10	R: 0 H: 0 E: 0 K: 2 S: 8	H: 0 LOB: 1 BB: 0 P: 9	R: 0 H: 0 E: 0 K: 0 S: 8	H: 0 LOB: 0 BB: 0 P: 15	R: 0 H: 0 E: 0 K: 3 S: 11	H: 0 LOB: 0 BB: 0 P: 15	R: 0 H: 0 E: 0 K: 2 S: 7	H: 0 LOB: 0 BB: 0 P: 9		R: 0 H: 0 E: 0 K: 2 S: 8	H: 0 LOB: 0 BB: 0 P: 13	1B: 2 2B: 1 3B: 0 HR: 0	SF: 0 SAC: 0 DP: 0 HBP: 0	WP: 0 PB: 0 SB: 0 CS: 0	PA: 32				
PITCHER	IP	WLS	BF	H	R	ER	SO	BB	IBB	HBP	BLK	WP	HR	S	P	ERA	WHIP										
43 Josh Tomlin, R ERA: 2.53	5.2	W	22	3	1	1	6	2	0	0	0	0	0	52	85	1.59	0.882										
27 Bryan Shaw, R ERA: 8.75	0.1	H	1	0	0	0	0	0	0	0	0	0	0	4	6	0.00	0.000										
24 Andrew Miller, L ERA:	2.0	H	6	0	0	0	5	0	0	0	0	0	0	18	24	0.00	0.000										
37 Cody Allen, R ERA:	1.0	S	3	0	0	0	2	0	0	0	0	0	0	8	13	0.00	0.000										

Batter	1	2	3	4	5	6	7	8	9	AB	R	H	RBI	BB	SO	LOB	BOTTOM										
20 Rajai Davis, R	L7		FC6-4		FC4-6			L9		4	1	0	0	0	0	2	Toronto Blue Jays @ Cleveland Indians Progressive Field, Cleveland, OH Sat Oct 15 2016, 4:10 PM - 6:54 PM EDT Att: 37,870 - Sunny - 76 F										
22 Jason Kipnis, L	L8		F7		G3			G3		4	0	0	0	0	0	2											
12 Francisco Lindor, S	1B		1B					G1-3		4	0	2	1	0	1	0											
26 Mike Napoli, R	K		G5-3					G5-3		3	0	0	0	0	1	2											
41 Carlos Santana, S			HR					BB		2	1	1	1	1	1	0											
11 José Ramírez, S	K		G4-3		G4-3			G4-3		3	0	0	0	0	1	1											
6 Brandon Guyer, R	G4-3		G4-3					F7		3	0	0	0	0	0	0											
8 Lonnie Chisenhall, L	G4-3		1B					G4-3		3	0	1	0	0	0	0											
55 Roberto Pérez, R			BB		K			K		2	0	0	0	1	2	1											
Inning Stats	R: 0 H: 1 E: 0 K: 1 S: 8	H: 1 LOB: 1 BB: 0 P: 12	R: 1 H: 1 E: 0 K: 0 S: 13	H: 1 LOB: 0 BB: 0 P: 17	R: 1 H: 1 E: 0 K: 0 S: 13	H: 1 LOB: 1 BB: 1 P: 22	R: 0 H: 0 E: 0 K: 1 S: 12	H: 0 LOB: 0 BB: 0 P: 18	R: 0 H: 1 E: 1 K: 1 S: 16	H: 1 LOB: 1 BB: 0 P: 25	R: 0 H: 0 E: 0 K: 1 S: 9	H: 0 LOB: 1 BB: 1 P: 19	R: 0 H: 0 E: 0 K: 1 S: 6	H: 0 LOB: 0 BB: 0 P: 10	R: 0 H: 0 E: 0 K: 0 S: 10	H: 0 LOB: 0 BB: 0 P: 13		1B: 3 2B: 0 3B: 0 HR: 1	SF: 0 SAC: 0 DP: 0 HBP: 0	WP: 1 PB: 0 SB: 1 CS: 0	PA: 30						
PITCHER	IP	WLS	BF	H	R	ER	SO	BB	IBB	HBP	BLK	WP	HR	S	P	ERA	WHIP										
33 J.A. Happ, L ERA: 2.7	5.0	L	20	4	2	2	4	1	0	0	0	0	0	15	29	0.00	0.500										
31 Joe Biagini, R ERA:	2.0		7	0	0	0	2	1	0	0	0	0	0	15	29	0.00	0.500										
54 Roberto Osuna, R ERA:	1.0		3	0	0	0	0	0	0	0	0	0	0	10	13	0.00	0.000										

Batter	1	2	3	4	5	6	7	8	9	AB	R	H	RBI	BB	SO	LOB	TOP								
41 Carlos Santana, S (1, 10) OBP: 0.250, SLG: 0.280										4	0	0	0	0	1	2	Cleveland Indians @ Toronto Blue Jays Rogers Centre, Toronto, ON Tue Oct 18 2016, 4:10 PM - 7:09 PM EDT Att. 49,142 - Roof Closed - 68 F								
22 Jason Kipnis, L (1, 4) OBP: 0.250, SLG: 0.423										4	0	0	0	0	2	1									
12 Francisco Lindor, S (1, 6) OBP: 0.286, SLG: 0.519										4	0	0	0	0	0	0									
26 Mike Napoli, R (1, 3) OBP: 0.231, SLG: 0.375										3	0	0	0	1	2	0									
11 José Ramírez, S (1, 5) OBP: 0.304, SLG: 0.304										3	0	0	0	0	0	1									
8 Lonnie Chisenhall, L (1, 9) OBP: 0.348, SLG: 0.455 20 Rajai Davis, R (7, PH) (7, 8)										2	0	0	0	0	1	1									
4 Coco Crisp, S (1, 7) OBP: 0.286, SLG: 0.417										2	1	0	0	1	1										
72 Tyler Naquin, L (1, 8) OBP: 0.231, SLG: 0.385 (7, 9)										2	0	1	0	0	1	1									
6 Brandon Guyer, R (8, PH) OBP: 0.375, SLG: 0.375 (8, 9)										1	0	0	0	0	0	0									
55 Roberto Pérez, R (1, 2) OBP: 0.304, SLG: 0.400										2	0	1	1	0	0	0									
Inning Stats	R: 0 K: 2 S: 10	H: 0 BB: 0 P: 17	R: 0 K: 1 S: 10	H: 0 LOB: 1 BB: 1 P: 18	R: 0 K: 0 S: 8	H: 1 LOB: 1 BB: 0 P: 13	R: 0 K: 1 S: 6	H: 0 LOB: 0 BB: 0 P: 9	R: 1 K: 1 S: 14	H: 1 LOB: 1 BB: 1 P: 25	R: 0 K: 0 S: 6	H: 0 LOB: 0 BB: 0 P: 13	R: 0 K: 2 S: 8	H: 0 LOB: 0 BB: 0 P: 11	R: 0 K: 0 S: 6	H: 0 LOB: 0 BB: 0 P: 12	R: 0 K: 2 S: 9	H: 0 LOB: 0 BB: 0 P: 10	1B: 0 2B: 2 HR: 0	SF: 0 SAC: 1 DP: 0 HBP: 0	WP: 1 PB: 0 SB: 0 CS: 0	PA: 31			
PITCHER	IP	WLS	BF	H	R	ER	SO	BB	IBB	HBP	BLK	WP	HR	S	P	ERA	WHIP								
41 Aaron Sanchez, R (1, 1) ERA: 5.4	6.0	W	22	2	1	1	5	2	0	0	0	1	0	54	95	1.50	0.667								
27 Brett Cecil, L (7, 1) ERA:	1.0	H	3	0	0	0	2	0	0	0	0	0	0	8	11	0.00	0.000								
37 Jason Grilli, R (8, 1) ERA:	1.0	H	3	0	0	0	0	0	0	0	0	0	0	6	12	0.00	0.000								
54 Roberto Osuna, R (9, 1) ERA:	1.0		3	0	0	0	2	0	0	0	0	0	0	9	10	0.00	0.000								

Batter	1	2	3	4	5	6	7	8	9	AB	R	H	RBI	BB	SO	LOB	BOTTOM								
19 José Bautista, R (1, 9) OBP: 0.286, SLG: 0.345 7 B.J. Upton, R (9, 7) OBP: 0.273, SLG: 0.600										5	1	0	0	0	1	2	Cleveland Indians @ Toronto Blue Jays Rogers Centre, Toronto, ON Tue Oct 18 2016, 4:10 PM - 7:09 PM EDT Att. 49,142 - Roof Closed - 68 F								
20 Josh Donaldson, R (1, 5) OBP: 0.486, SLG: 0.719										3	1	1	1	1	1	0									
10 Edwin Encarnación, R (1, 3) OBP: 0.400, SLG: 0.645										4	0	2	2	0	0	0									
2 Troy Tulowitzki, R (1, 6) OBP: 0.303, SLG: 0.419										3	1	1	0	1	0	2									
55 Russell Martin, R (1, 2) OBP: 0.152, SLG: 0.167										3	0	0	0	1	1	2									
21 Michael Saunders, L (1, 10) OBP: 0.381, SLG: 0.550										4	0	2	0	0	2	2									
3 Ezequiel Carrera, L (1, 7) OBP: 0.375, SLG: 0.567 (9, 9)											4	1	2	1	0	0		3							
11 Kevin Pillar, R (1, 8) OBP: 0.156, SLG: 0.241											3	0	0	1	0	1		5							
17 Ryan Goins, L (1, 4) OBP: 0.333, SLG: 0.200										3	1	1	0	1	2	2									
Inning Stats	R: 0 K: 0 S: 10	H: 1 LOB: 1 BB: 0 P: 18	R: 0 K: 1 S: 10	H: 1 LOB: 1 BB: 0 P: 14	R: 1 K: 2 S: 15	H: 1 LOB: 0 BB: 0 P: 20	R: 1 K: 3 S: 15	H: 1 LOB: 2 BB: 2 P: 24	R: 0 K: 1 S: 9	H: 0 LOB: 0 BB: 0 P: 13	R: 0 K: 0 S: 11	H: 2 LOB: 2 BB: 0 P: 18	R: 2 K: 0 S: 9	H: 2 LOB: 1 BB: 1 P: 21	R: 1 K: 0 S: 13	H: 1 LOB: 1 BB: 1 P: 20		1B: 7 2B: 0 3B: 1 HR: 1	SF: 1 SAC: 0 DP: 0 HBP: 0	WP: 1 PB: 0 SB: 0 CS: 0	PA: 37				
PITCHER	IP	WLS	BF	H	R	ER	SO	BB	IBB	HBP	BLK	WP	HR	S	P	ERA	WHIP								
28 Corey Kluber, R (1, 1) ERA: 0.98	5.0	L	21	4	2	2	7	2	0	0	0	0	0	11	59	3.60	1.200								
61 Dan Otero, R (6, 1) ERA: 2.7	1.0		5	2	0	0	0	0	0	0	0	0	0	11	18	0.00	2.000								
27 Bryan Shaw, R (7, 1) ERA: 5.79	0.1		4	2	2	1	0	0	1	0	0	0	0	7	15	27.00	6.000								
73 Mike Clevinger, R (7, 1) ERA: 5.4	1.2		7	1	1	1	1	1	0	0	0	1	0	15	26	5.40	1.200								



Batter	1	2	3	4	5	6	7	8	9	AB	R	H	RBI	BB	SO	LOB	TOP			
41 Carlos Santana, S OBP: 0.250, SLG: 0.379										4	1	1	1	0	0	0	Cleveland Indians @ Toronto Blue Jays Rogers Centre, Toronto, ON Wed Oct 19 2016, 4:11 PM - 6:46 PM EDT Att. 48,800 - Roof Closed - 68 F			
22 Jason Kipnis, L OBP: 0.219, SLG: 0.367										4	0	0	0	0	0	0				
12 Francisco Lindor, S OBP: 0.344, SLG: 0.561										4	1	3	0	0	1	0	livebaseballscores.com			
26 Mike Napoli, R OBP: 0.233, SLG: 0.393										4	0	1	0	0	2	2				
11 José Ramírez, S OBP: 0.276, SLG: 0.259										4	0	0	0	0	0	2	livebaseballscores.com			
8 Lonnie Chisenhall, L OBP: 0.233, SLG: 0.385										4	0	0	0	0	3	1				
4 Coco Crisp, S OBP: 0.299, SLG: 0.643										2	1	1	1	0	0	0	livebaseballscores.com			
20 Rajai Davis, R										1	0	0	0	0	1	0				
72 Tyler Naquin, L OBP: 0.188, SLG: 0.313										3	0	0	0	0	1	0	livebaseballscores.com			
55 Roberto Pérez, R OBP: 0.269, SLG: 0.348										3	0	0	0	0	2	0				
Inning Stats	R: 1 H: 2 E: 0 K: 0 S: 13	H: 2 LOB: 1 BB: 0 P: 21	R: 0 H: 0 E: 0 K: 2 S: 11	H: 0 LOB: 0 BB: 0 P: 14	R: 1 H: 2 E: 0 K: 2 S: 10	H: 2 LOB: 1 BB: 0 P: 15	R: 1 H: 1 E: 0 K: 1 S: 12	H: 1 LOB: 0 BB: 0 P: 20	R: 0 H: 0 E: 0 K: 2 S: 9	H: 0 LOB: 0 BB: 0 P: 13	R: 0 H: 0 E: 0 K: 1 S: 8	H: 0 LOB: 0 BB: 0 P: 12	R: 0 H: 0 E: 0 K: 1 S: 6	H: 0 LOB: 0 BB: 0 P: 10	R: 0 H: 1 E: 0 K: 1 S: 7	H: 1 LOB: 0 BB: 0 P: 11	1B: 2 2B: 2 3B: 0 HR: 2	SF: 0 SAC: 0 DP: 0 HBP: 0	WP: 0 PB: 0 SB: 0 CS: 0	PA: 33
PITCHER	IP WLS BF H R ER SO BB IBB HBP BLK WP HR S P ERA WHIP	IP WLS BF H R ER SO BB IBB HBP BLK WP HR S P ERA WHIP	IP WLS BF H R ER SO BB IBB HBP BLK WP HR S P ERA WHIP	IP WLS BF H R ER SO BB IBB HBP BLK WP HR S P ERA WHIP	IP WLS BF H R ER SO BB IBB HBP BLK WP HR S P ERA WHIP	IP WLS BF H R ER SO BB IBB HBP BLK WP HR S P ERA WHIP	IP WLS BF H R ER SO BB IBB HBP BLK WP HR S P ERA WHIP	IP WLS BF H R ER SO BB IBB HBP BLK WP HR S P ERA WHIP	IP WLS BF H R ER SO BB IBB HBP BLK WP HR S P ERA WHIP	IP WLS BF H R ER SO BB IBB HBP BLK WP HR S P ERA WHIP	IP WLS BF H R ER SO BB IBB HBP BLK WP HR S P ERA WHIP	IP WLS BF H R ER SO BB IBB HBP BLK WP HR S P ERA WHIP	IP WLS BF H R ER SO BB IBB HBP BLK WP HR S P ERA WHIP	IP WLS BF H R ER SO BB IBB HBP BLK WP HR S P ERA WHIP	IP WLS BF H R ER SO BB IBB HBP BLK WP HR S P ERA WHIP	IP WLS BF H R ER SO BB IBB HBP BLK WP HR S P ERA WHIP	IP WLS BF H R ER SO BB IBB HBP BLK WP HR S P ERA WHIP			

Batter	1	2	3	4	5	6	7	8	9	AB	R	H	RBI	BB	SO	LOB	BOTTOM					
19 José Bautista, R OBP: 0.308, SLG: 0.394										4	0	2	0	0	0	0	livebaseballscores.com					
20 Josh Donaldson, R OBP: 0.482, SLG: 0.667										4	0	1	0	0	1	2						
10 Edwin Encarnación, R OBP: 0.359, SLG: 0.571										4	0	0	0	0	2	2	livebaseballscores.com					
2 Troy Tulowitzki, R OBP: 0.270, SLG: 0.371										4	0	0	0	0	0	1						
55 Russell Martin, R OBP: 0.167, SLG: 0.182										3	0	1	0	0	1	0	livebaseballscores.com					
7 B.J. Upton, R OBP: 0.250, SLG: 0.545										1	0	0	0	0	1	0						
21 Michael Saunders, L OBP: 0.409, SLG: 0.571										1	0	1	0	0	0	0	livebaseballscores.com					
30 Dioner Navaro, S OBP: 1.000, SLG: 1.000										1	0	1	0	0	0	0						
3 Ezequiel Carrera, L OBP: 0.343, SLG: 0.515										3	0	0	0	0	2	3	livebaseballscores.com					
11 Kevin Pillar, R OBP: 0.143, SLG: 0.219										3	0	0	0	0	1	3						
18 Darwin Barney, R OBP: 0.125, SLG: 0.067										3	0	0	0	0	0	1	livebaseballscores.com					
Inning Stats	R: 0 H: 0 E: 0 K: 1 S: 9	H: 0 LOB: 0 BB: 0 P: 13	R: 0 H: 0 E: 0 K: 2 S: 8	H: 0 LOB: 0 BB: 0 P: 13	R: 0 H: 0 E: 0 K: 0 S: 4	H: 0 LOB: 0 BB: 0 P: 5	R: 0 H: 1 E: 0 K: 0 S: 8	H: 1 LOB: 0 BB: 0 P: 13	R: 0 H: 2 E: 0 K: 2 S: 12	H: 2 LOB: 2 BB: 0 P: 18	R: 0 H: 1 E: 0 K: 0 S: 5	H: 1 LOB: 0 BB: 0 P: 5	R: 0 H: 0 E: 0 K: 0 S: 7	H: 0 LOB: 0 BB: 0 P: 12	R: 0 H: 1 E: 0 K: 1 S: 8	H: 1 LOB: 1 BB: 0 P: 8		R: 0 H: 1 E: 0 K: 2 S: 12	H: 1 LOB: 0 BB: 0 P: 17	1B: 5 2B: 1 3B: 0 HR: 0	SF: 0 SAC: 0 DP: 2 HBP: 0	WP: 0 PB: 0 SB: 0 CS: 0
PITCHER	IP WLS BF H R ER SO BB IBB HBP BLK WP HR S P ERA WHIP	IP WLS BF H R ER SO BB IBB HBP BLK WP HR S P ERA WHIP	IP WLS BF H R ER SO BB IBB HBP BLK WP HR S P ERA WHIP	IP WLS BF H R ER SO BB IBB HBP BLK WP HR S P ERA WHIP	IP WLS BF H R ER SO BB IBB HBP BLK WP HR S P ERA WHIP	IP WLS BF H R ER SO BB IBB HBP BLK WP HR S P ERA WHIP	IP WLS BF H R ER SO BB IBB HBP BLK WP HR S P ERA WHIP	IP WLS BF H R ER SO BB IBB HBP BLK WP HR S P ERA WHIP	IP WLS BF H R ER SO BB IBB HBP BLK WP HR S P ERA WHIP	IP WLS BF H R ER SO BB IBB HBP BLK WP HR S P ERA WHIP	IP WLS BF H R ER SO BB IBB HBP BLK WP HR S P ERA WHIP	IP WLS BF H R ER SO BB IBB HBP BLK WP HR S P ERA WHIP	IP WLS BF H R ER SO BB IBB HBP BLK WP HR S P ERA WHIP	IP WLS BF H R ER SO BB IBB HBP BLK WP HR S P ERA WHIP	IP WLS BF H R ER SO BB IBB HBP BLK WP HR S P ERA WHIP	IP WLS BF H R ER SO BB IBB HBP BLK WP HR S P ERA WHIP	IP WLS BF H R ER SO BB IBB HBP BLK WP HR S P ERA WHIP					

Cleveland Indians @ Toronto Blue Jays
Rogers Centre, Toronto, ON
Wed Oct 19 2016, 4:11 PM - 6:46 PM EDT
Att. 48,800 - Roof Closed - 68 F

AB 33
R 3
H 6
RBI 2
BB 0
SO 10
LOB 5



Cleveland Indians @ Toronto Blue Jays
Rogers Centre, Toronto, ON
Wed Oct 19 2016, 4:11 PM - 6:46 PM EDT
Att. 48,800 - Roof Closed - 68 F

AB 31
R 0
H 6
RBI 0
BB 0
SO 8
LOB 12



Batter	1	2	3	4	5	6	7	8	9	AB	R	H	RBI	BB	SO	LOB	TOP							
24 Dexter Fowler, S OBP: 0.271, SLG: 0.391										4	0	0	0	0	2	1	Chicago Cubs @ Cleveland Indians Progressive Field, Cleveland, OH Tue Oct 25 2016, 8:11 PM - 11:47 PM EDT Att: 38,091 - Cloudy - 50 F							
17 Kris Bryant, R OBP: 0.396, SLG: 0.500										3	0	0	0	1	2	1								
44 Anthony Rizzo, L OBP: 0.271, SLG: 0.386										4	0	0	0	0	0	1								
18 Ben Zobrist, S OBP: 0.289, SLG: 0.325										4	0	3	0	0	0	0								
12 Kyle Schwarber, L OBP: 0.500, SLG: 0.667										3	0	1	0	1	2	3								
9 Javier Báez, R OBP: 0.396, SLG: 0.500										4	0	1	0	0	2	2								
8 Chris Coghlan, L										2	0	0	0	0	2	1								
40 Wilson Contreras, R OBP: 0.435, SLG: 0.591										2	0	1	0	0	0	3								
27 Addison Russell, R OBP: 0.190, SLG: 0.341										4	0	0	0	0	3	4								
3 David Ross, R OBP: 0.250, SLG: 0.500										3	0	1	0	0	1	3								
5 Albert Almora Jr., R										0	0	0	0	0	0	0								
47 Miguel Montero, L OBP: 0.111, SLG: 0.444										1	0	0	0	0	1	1								
Inning Stats	R: 0 E: 0 K: 2 S: 8	H: 0 LOB: 0 BB: 0 P: 13	R: 0 E: 0 K: 3 S: 12	H: 1 LOB: 1 BB: 0 P: 21	R: 0 E: 0 K: 3 S: 14	H: 1 LOB: 1 BB: 0 P: 18	R: 0 E: 0 K: 0 S: 7	H: 1 LOB: 0 BB: 0 P: 12	R: 0 E: 0 K: 1 S: 8	H: 0 LOB: 0 BB: 0 P: 9	R: 0 E: 0 K: 0 S: 8	H: 0 LOB: 0 BB: 0 P: 12	R: 0 E: 0 K: 2 S: 15	H: 2 LOB: 3 BB: 1 P: 24	R: 0 E: 0 K: 1 S: 13	H: 1 LOB: 2 BB: 1 P: 25	R: 0 E: 0 K: 3 S: 11	H: 1 LOB: 1 BB: 0 P: 17	1B: 4 2B: 3 HR: 0	SF: 0 SAC: 0 HBP: 0	WP: 0 PB: 0 SB: 0 CS: 0	PA: 36		
PITCHER	IP WLS BF H R ER SO BB IBB HBP BLK WP HR S P ERA WHIP	IP WLS BF H R ER SO BB IBB HBP BLK WP HR S P ERA WHIP	IP WLS BF H R ER SO BB IBB HBP BLK WP HR S P ERA WHIP	IP WLS BF H R ER SO BB IBB HBP BLK WP HR S P ERA WHIP	IP WLS BF H R ER SO BB IBB HBP BLK WP HR S P ERA WHIP	IP WLS BF H R ER SO BB IBB HBP BLK WP HR S P ERA WHIP	IP WLS BF H R ER SO BB IBB HBP BLK WP HR S P ERA WHIP	IP WLS BF H R ER SO BB IBB HBP BLK WP HR S P ERA WHIP	IP WLS BF H R ER SO BB IBB HBP BLK WP HR S P ERA WHIP	IP WLS BF H R ER SO BB IBB HBP BLK WP HR S P ERA WHIP	IP WLS BF H R ER SO BB IBB HBP BLK WP HR S P ERA WHIP	IP WLS BF H R ER SO BB IBB HBP BLK WP HR S P ERA WHIP	IP WLS BF H R ER SO BB IBB HBP BLK WP HR S P ERA WHIP	IP WLS BF H R ER SO BB IBB HBP BLK WP HR S P ERA WHIP	IP WLS BF H R ER SO BB IBB HBP BLK WP HR S P ERA WHIP	IP WLS BF H R ER SO BB IBB HBP BLK WP HR S P ERA WHIP	IP WLS BF H R ER SO BB IBB HBP BLK WP HR S P ERA WHIP	IP WLS BF H R ER SO BB IBB HBP BLK WP HR S P ERA WHIP	IP WLS BF H R ER SO BB IBB HBP BLK WP HR S P ERA WHIP	IP WLS BF H R ER SO BB IBB HBP BLK WP HR S P ERA WHIP	IP WLS BF H R ER SO BB IBB HBP BLK WP HR S P ERA WHIP	IP WLS BF H R ER SO BB IBB HBP BLK WP HR S P ERA WHIP	IP WLS BF H R ER SO BB IBB HBP BLK WP HR S P ERA WHIP	IP WLS BF H R ER SO BB IBB HBP BLK WP HR S P ERA WHIP

AB	34
R	0
H	7
RBI	0
BB	2
SO	15
LOB	20



Batter	1	2	3	4	5	6	7	8	9	AB	R	H	RBI	BB	SO	LOB	BOTTOM							
20 Rajai Davis, R OBP: 0.056, SLG: 0.118										5	0	1	0	0	1	0	Chicago Cubs @ Cleveland Indians Progressive Field, Cleveland, OH Tue Oct 25 2016, 8:11 PM - 11:47 PM EDT Att: 38,091 - Cloudy - 50 F							
22 Jason Kipnis, L OBP: 0.185, SLG: 0.314										5	0	0	0	0	0	1								
12 Francisco Lindor, S OBP: 0.389, SLG: 0.629										4	1	3	0	0	0	0								
26 Mike Napoli, R OBP: 0.235, SLG: 0.355										3	1	0	0	1	2	2								
41 Carlos Santana, S OBP: 0.278, SLG: 0.355										2	0	0	0	2	2	0								
11 José Ramírez, S OBP: 0.333, SLG: 0.355										4	0	3	1	0	0	0								
6 Brandon Guyer, R OBP: 0.417, SLG: 0.300										2	1	0	1	1	2	3								
8 Lonnie Chisenhall, L OBP: 0.290, SLG: 0.367										4	1	1	0	0	1	4								
55 Roberto Pérez, R OBP: 0.300, SLG: 0.593										4	2	2	4	0	1	1								
Inning Stats	R: 2 E: 0 K: 1 S: 15	H: 2 LOB: 3 BB: 2 P: 26	R: 0 E: 0 K: 0 S: 7	H: 0 LOB: 0 BB: 0 P: 13	R: 0 E: 0 K: 2 S: 10	H: 2 LOB: 1 BB: 1 P: 19	R: 1 E: 0 K: 1 S: 9	H: 1 LOB: 0 BB: 0 P: 13	R: 0 E: 0 K: 1 S: 9	H: 1 LOB: 1 BB: 0 P: 15	R: 0 E: 0 K: 2 S: 10	H: 1 LOB: 1 BB: 0 P: 15	R: 0 E: 0 K: 1 S: 16	H: 3 LOB: 1 BB: 1 P: 30	R: 3 E: 0 K: 1 S: 16	H: 3 LOB: 1 BB: 1 P: 30		1B: 5 2B: 3 HR: 2	SF: 0 SAC: 0 HBP: 1	WP: 0 PB: 0 SB: 1 CS: 1	PA: 38			
PITCHER	IP WLS BF H R ER SO BB IBB HBP BLK WP HR S P ERA WHIP	IP WLS BF H R ER SO BB IBB HBP BLK WP HR S P ERA WHIP	IP WLS BF H R ER SO BB IBB HBP BLK WP HR S P ERA WHIP	IP WLS BF H R ER SO BB IBB HBP BLK WP HR S P ERA WHIP	IP WLS BF H R ER SO BB IBB HBP BLK WP HR S P ERA WHIP	IP WLS BF H R ER SO BB IBB HBP BLK WP HR S P ERA WHIP	IP WLS BF H R ER SO BB IBB HBP BLK WP HR S P ERA WHIP	IP WLS BF H R ER SO BB IBB HBP BLK WP HR S P ERA WHIP	IP WLS BF H R ER SO BB IBB HBP BLK WP HR S P ERA WHIP	IP WLS BF H R ER SO BB IBB HBP BLK WP HR S P ERA WHIP	IP WLS BF H R ER SO BB IBB HBP BLK WP HR S P ERA WHIP	IP WLS BF H R ER SO BB IBB HBP BLK WP HR S P ERA WHIP	IP WLS BF H R ER SO BB IBB HBP BLK WP HR S P ERA WHIP	IP WLS BF H R ER SO BB IBB HBP BLK WP HR S P ERA WHIP	IP WLS BF H R ER SO BB IBB HBP BLK WP HR S P ERA WHIP	IP WLS BF H R ER SO BB IBB HBP BLK WP HR S P ERA WHIP	IP WLS BF H R ER SO BB IBB HBP BLK WP HR S P ERA WHIP	IP WLS BF H R ER SO BB IBB HBP BLK WP HR S P ERA WHIP	IP WLS BF H R ER SO BB IBB HBP BLK WP HR S P ERA WHIP	IP WLS BF H R ER SO BB IBB HBP BLK WP HR S P ERA WHIP	IP WLS BF H R ER SO BB IBB HBP BLK WP HR S P ERA WHIP	IP WLS BF H R ER SO BB IBB HBP BLK WP HR S P ERA WHIP	IP WLS BF H R ER SO BB IBB HBP BLK WP HR S P ERA WHIP	IP WLS BF H R ER SO BB IBB HBP BLK WP HR S P ERA WHIP



Batter	1	2	3	4	5	6	7	8	9	AB	R	H	RBI	BB	SO	LOB	TOP										
20 Rajai Davis, R OBP: 0.115, SLG: 0.087	G5-3	FC4-6			G6-3		22 HR HBP		L7	4	1	0	0	0	0	2	Cleveland Indians @ Chicago Cubs Wrigley Field, Chicago, IL Sat Oct 29 2016, 7:09 PM - 10:25 PM CDT Att: 41,706 - Cloudy - 59 F										
22 Jason Kipnis, L OBP: 0.260, SLG: 0.447	K2-3				G6-3				12 1B	5	2	3	3	0	1	0											
12 Francisco Lindor, S OBP: 0.400, SLG: 0.565	K				11 G4-6-3 1B					4	1	2	1	1	1	0											
41 Carlos Santana, S OBP: 0.319, SLG: 0.425 24 Andrew Miller, L 1 Michael Martinez, S 61 Dan Otero, R		HR			K					4	1	3	1	0	1	1											
11 José Ramírez, S OBP: 0.304, SLG: 0.302		G3			G4-6-3					0	0	0	0	0	0	0											
8 Lonnie Chisenhall, L OBP: 0.220, SLG: 0.282		E5 28 1B 55 G1-3 28 E								5	0	0	0	0	1	6											
55 Roberto Pérez, R OBP: 0.293, SLG: 0.472		G1-3								4	0	0	0	0	0	0											
72 Tyler Naquin, L OBP: 0.227, SLG: 0.286 6 Brandon Guyer, R OBP: 0.436, SLG: 0.398										1	0	0	0	1	1	0											
28 Corey Kluber, R OBP: 0.500, SLG: 0.500 4 Coco Crisp, S OBP: 0.318, SLG: 0.600 26 Mike Napoli, R OBP: 0.256, SLG: 0.333		E5 20 FC4-6 1B								2	0	1	0	0	1	0											
Inning Stats	R: 0 E: 0 K: 2 S: 10	H: 0 LOB: 0 BB: 0 P: 16	R: 2 E: 2 K: 0 S: 20	H: 2 LOB: 2 BB: 1 P: 34	R: 1 E: 0 K: 1 S: 10	H: 2 LOB: 0 BB: 0 P: 17	R: 0 E: 0 K: 1 S: 5	H: 0 LOB: 0 BB: 0 P: 8	R: 0 E: 0 K: 1 S: 7	H: 0 LOB: 0 BB: 0 P: 9	R: 1 E: 0 K: 1 S: 10	H: 1 LOB: 2 BB: 2 P: 21	R: 3 E: 0 K: 2 S: 18	H: 3 LOB: 1 BB: 0 P: 31	R: 0 E: 0 K: 1 S: 5	H: 0 LOB: 0 BB: 0 P: 7		R: 0 E: 0 K: 1 S: 9	H: 2 LOB: 2 BB: 0 P: 12	1B: 6 2B: 2 3B: 0 HR: 2	SF: 1 SAC: 0 DP: 1 HBP: 1	WP: 1 PB: 0 SB: 0 CS: 0	PA: 41				
PITCHER	IP	WLS	BF	H	R	ER	SO	BB	IBB	HBP	BLK	WP	HR	S	P	ERA	WHIP										
41 John Lackey, R ERA: 4.85	5.0	L	20	4	3	2	5	0	1	0	0	0	1	52	84	3.60	0.800										
38 Mike Montgomery, L ERA: 3.46	0.2		5	1	1	1	0	2	0	0	0	0	0	6	17	13.50	4.500										
52 Justin Grimm, R ERA: 12.46	0.1		3	1	2	2	1	0	0	1	0	1	0	9	14	54.00	3.000										
37 Travis Wood, L ERA: 3.0	1.0		5	2	1	1	2	0	0	0	0	0	1	13	21	9.00	2.000										
56 Héctor Rondón, R ERA: 4.5	2.0		8	2	0	0	2	0	0	0	0	0	0	14	19	0.00	1.000										

Batter	1	2	3	4	5	6	7	8	9	AB	R	H	RBI	BB	SO	LOB	BOTTOM										
24 Dexter Fowler, S OBP: 0.279, SLG: 0.441	44 1B 2B				F9					4	2	2	1	0	0	0	Cleveland Indians @ Chicago Cubs Wrigley Field, Chicago, IL Sat Oct 29 2016, 7:09 PM - 10:25 PM CDT Att: 41,706 - Cloudy - 59 F										
17 Kris Bryant, R OBP: 0.361, SLG: 0.415	P6				G4-3					3	0	0	0	1	0	1											
44 Anthony Rizzo, L OBP: 0.328, SLG: 0.426	40 S 1B									3	0	2	1	0	1	0											
18 Ben Zobrist, S OBP: 0.293, SLG: 0.346	F8									4	0	0	0	0	2	4											
40 Wilson Contreras, R OBP: 0.333, SLG: 0.394	K									4	0	0	0	0	3	2											
27 Addison Russell, R OBP: 0.204, SLG: 0.308	L9				F8					4	0	1	0	0	0	1											
22 Jason Heyward, L OBP: 0.162, SLG: 0.200										4	0	2	0	0	0	1											
9 Javier Báez, R OBP: 0.293, SLG: 0.400										4	0	0	0	0	1	3											
41 John Lackey, R 8 Chris Coghlan, L 38 Mike Montgomery, L 52 Justin Grimm, R 37 Travis Wood, R 5 Albert Almora Jr., R 56 Hector Rondón, R										1	0	0	0	0	1	0											
Inning Stats	R: 1 E: 0 K: 1 S: 13	H: 2 LOB: 1 BB: 0 P: 18	R: 0 E: 0 K: 0 S: 8	H: 1 LOB: 0 BB: 0 P: 10	R: 0 E: 0 K: 2 S: 15	H: 0 LOB: 2 BB: 1 P: 26	R: 0 E: 0 K: 2 S: 10	H: 1 LOB: 1 BB: 0 P: 12	R: 0 E: 0 K: 0 S: 4	H: 0 LOB: 0 BB: 0 P: 6	R: 0 E: 0 K: 1 S: 8	H: 1 LOB: 1 BB: 0 P: 9	R: 0 E: 0 K: 0 S: 7	H: 0 LOB: 0 BB: 0 P: 7	R: 1 E: 0 K: 2 S: 15	H: 1 LOB: 0 BB: 0 P: 20		R: 0 E: 0 K: 0 S: 13	H: 1 LOB: 1 BB: 0 P: 15	1B: 4 2B: 2 3B: 0 HR: 1	SF: 0 SAC: 0 DP: 1 HBP: 1	WP: 0 PB: 0 SB: 1 CS: 0	PA: 35				
PITCHER	IP	WLS	BF	H	R	ER	SO	BB	IBB	HBP	BLK	WP	HR	S	P	ERA	WHIP										
28 Corey Kluber, R ERA: 0.89	6.0	W	24	5	1	1	6	1	0	1	0	0	0	58	81	1.50	1.000										
24 Andrew Miller, L ERA: 0.53	2.0		7	1	1	1	2	0	0	0	0	0	1	22	27	4.50	0.500										
61 Dan Otero, R ERA: 1.5	1.0		4	1	0	0	0	0	0	0	0	0	0	13	15	0.00	1.000										



Batter	1	2	3	4	5	6	7	8	9	AB	R	H	RBI	BB	SO	LOB	TOP				
20 Rajai Davis, R OBP: 0.167, SLG: 0.148										4	1	2	0	0	1	0	Cleveland Indians @ Chicago Cubs Wrigley Field, Chicago, IL Sun Oct 30 2016, 7:19 PM - 10:44 PM CDT Att: 41,711 - Cloudy - 50 F				
22 Jason Kipnis, L OBP: 0.241, SLG: 0.412										4	0	0	0	0	2	2					
12 Francisco Lindor, S OBP: 0.390, SLG: 0.540										4	0	1	1	0	2	1					
26 Mike Napoli, R OBP: 0.255, SLG: 0.326										4	0	1	0	0	0	0					
41 Carlos Santana, S OBP: 0.314, SLG: 0.432										4	0	1	0	0	0	1					
11 José Ramírez, S OBP: 0.300, SLG: 0.362										4	1	1	1	0	2	2					
6 Brandon Guyer, R OBP: 0.421, SLG: 0.267										2	0	0	0	0	1	1					
55 Roberto Pérez, R OBP: 0.273, SLG: 0.436										3	0	0	0	0	0	3					
37 Cody Allen, R										0	0	0	0	0	0	0					
47 Trevor Bauer, R										1	0	0	0	0	0	0					
73 Mike Clevinger, R										0	0	0	0	0	0	0					
4 Coco Crisp, S OBP: 0.304, SLG: 0.571										1	0	0	0	0	0	0					
27 Bryan Shaw, S										0	0	0	0	0	0	0					
10 Yan Gomes, R										1	0	0	0	0	1	0					
Inning Stats	R: 0 E: 0 K: 3 S: 10	H: 0 LOB: 0 BB: 0 P: 13	R: 1 E: 0 K: 0 S: 8	H: 1 LOB: 0 BB: 0 P: 11	R: 0 E: 0 K: 0 S: 11	H: 0 LOB: 0 BB: 0 P: 17	R: 0 E: 0 K: 0 S: 6	H: 0 LOB: 1 BB: 0 P: 9	R: 0 E: 0 K: 1 S: 12	H: 1 LOB: 2 BB: 0 P: 19	R: 1 E: 0 K: 1 S: 14	H: 2 LOB: 0 BB: 0 P: 21	R: 0 E: 0 K: 1 S: 12	H: 1 LOB: 2 BB: 0 P: 20	R: 0 E: 0 K: 2 S: 12	H: 1 LOB: 1 BB: 0 P: 12	1B: 4 2B: 1 3B: 0 HR: 1	SF: 0 SAC: 0 DP: 0 HBP: 1	WP: 0 PB: 1 SB: 3 CS: 1	PA: 34	
PITCHER	IP WLS BF H R ER SO BB IBB HBP BLK WP HR S P ERA WHIP	IP WLS BF H R ER SO BB IBB HBP BLK WP HR S P ERA WHIP	IP WLS BF H R ER SO BB IBB HBP BLK WP HR S P ERA WHIP	IP WLS BF H R ER SO BB IBB HBP BLK WP HR S P ERA WHIP	IP WLS BF H R ER SO BB IBB HBP BLK WP HR S P ERA WHIP	IP WLS BF H R ER SO BB IBB HBP BLK WP HR S P ERA WHIP	IP WLS BF H R ER SO BB IBB HBP BLK WP HR S P ERA WHIP	IP WLS BF H R ER SO BB IBB HBP BLK WP HR S P ERA WHIP	IP WLS BF H R ER SO BB IBB HBP BLK WP HR S P ERA WHIP	IP WLS BF H R ER SO BB IBB HBP BLK WP HR S P ERA WHIP	IP WLS BF H R ER SO BB IBB HBP BLK WP HR S P ERA WHIP	IP WLS BF H R ER SO BB IBB HBP BLK WP HR S P ERA WHIP	IP WLS BF H R ER SO BB IBB HBP BLK WP HR S P ERA WHIP	IP WLS BF H R ER SO BB IBB HBP BLK WP HR S P ERA WHIP	IP WLS BF H R ER SO BB IBB HBP BLK WP HR S P ERA WHIP	IP WLS BF H R ER SO BB IBB HBP BLK WP HR S P ERA WHIP	IP WLS BF H R ER SO BB IBB HBP BLK WP HR S P ERA WHIP	IP WLS BF H R ER SO BB IBB HBP BLK WP HR S P ERA WHIP	IP WLS BF H R ER SO BB IBB HBP BLK WP HR S P ERA WHIP	IP WLS BF H R ER SO BB IBB HBP BLK WP HR S P ERA WHIP	IP WLS BF H R ER SO BB IBB HBP BLK WP HR S P ERA WHIP

AB 32
R 2
H 6
RBI 2
BB 0
SO 9
LOB 10



Batter	1	2	3	4	5	6	7	8	9	AB	R	H	RBI	BB	SO	LOB	BOTTOM				
24 Dexter Fowler, S OBP: 0.277, SLG: 0.419										3	0	0	0	0	1	0	Cleveland Indians @ Chicago Cubs Wrigley Field, Chicago, IL Sun Oct 30 2016, 7:19 PM - 10:44 PM CDT Att: 41,711 - Cloudy - 50 F				
17 Kris Bryant, R OBP: 0.368, SLG: 0.464										3	1	1	1	1	2	1					
44 Anthony Rizzo, L OBP: 0.338, SLG: 0.439										3	1	1	0	1	0	1					
18 Ben Zobrist, S OBP: 0.306, SLG: 0.345										3	1	1	0	1	0	2					
27 Addison Russell, R OBP: 0.224, SLG: 0.321										4	0	2	1	0	1	2					
22 Jason Heyward, L OBP: 0.171, SLG: 0.205										4	0	1	0	0	3	3					
9 Javier Báez, R OBP: 0.290, SLG: 0.390										4	0	1	0	0	3	2					
3 David Ross, R OBP: 0.222, SLG: 0.467										1	0	0	1	0	0	0					
47 Miguel Montero, L OBP: 0.091, SLG: 0.364										1	0	0	0	0	1	0					
6 Carl Edwards Jr., R										0	0	0	0	0	0	0					
54 Aroldis Chapman, L										1	0	0	0	0	1	1					
34 Jon Lester, L										2	0	0	0	0	2	2					
40 Wilson Contreras, R OBP: 0.324, SLG: 0.382										1	0	0	0	0	0	0					
Inning Stats	R: 0 E: 0 K: 2 S: 9	H: 0 LOB: 0 BB: 0 P: 14	R: 0 E: 0 K: 2 S: 11	H: 1 LOB: 1 BB: 0 P: 18	R: 0 E: 0 K: 1 S: 9	H: 0 LOB: 0 BB: 0 P: 13	R: 3 E: 0 K: 2 S: 20	H: 5 LOB: 2 BB: 0 P: 29	R: 0 E: 0 K: 0 S: 7	H: 0 LOB: 2 BB: 2 P: 15	R: 0 E: 0 K: 3 S: 9	H: 0 LOB: 0 BB: 0 P: 12	R: 0 E: 0 K: 1 S: 8	H: 0 LOB: 1 BB: 0 P: 19	R: 0 E: 0 K: 3 S: 15	H: 1 LOB: 1 BB: 0 P: 22	1B: 5 2B: 1 3B: 0 HR: 1	SF: 1 SAC: 0 DP: 0 HBP: 1	WP: 0 PB: 0 SB: 4 CS: 0	PA: 35	
PITCHER	IP WLS BF H R ER SO BB IBB HBP BLK WP HR S P ERA WHIP	IP WLS BF H R ER SO BB IBB HBP BLK WP HR S P ERA WHIP	IP WLS BF H R ER SO BB IBB HBP BLK WP HR S P ERA WHIP	IP WLS BF H R ER SO BB IBB HBP BLK WP HR S P ERA WHIP	IP WLS BF H R ER SO BB IBB HBP BLK WP HR S P ERA WHIP	IP WLS BF H R ER SO BB IBB HBP BLK WP HR S P ERA WHIP	IP WLS BF H R ER SO BB IBB HBP BLK WP HR S P ERA WHIP	IP WLS BF H R ER SO BB IBB HBP BLK WP HR S P ERA WHIP	IP WLS BF H R ER SO BB IBB HBP BLK WP HR S P ERA WHIP	IP WLS BF H R ER SO BB IBB HBP BLK WP HR S P ERA WHIP	IP WLS BF H R ER SO BB IBB HBP BLK WP HR S P ERA WHIP	IP WLS BF H R ER SO BB IBB HBP BLK WP HR S P ERA WHIP	IP WLS BF H R ER SO BB IBB HBP BLK WP HR S P ERA WHIP	IP WLS BF H R ER SO BB IBB HBP BLK WP HR S P ERA WHIP	IP WLS BF H R ER SO BB IBB HBP BLK WP HR S P ERA WHIP	IP WLS BF H R ER SO BB IBB HBP BLK WP HR S P ERA WHIP	IP WLS BF H R ER SO BB IBB HBP BLK WP HR S P ERA WHIP	IP WLS BF H R ER SO BB IBB HBP BLK WP HR S P ERA WHIP	IP WLS BF H R ER SO BB IBB HBP BLK WP HR S P ERA WHIP	IP WLS BF H R ER SO BB IBB HBP BLK WP HR S P ERA WHIP	IP WLS BF H R ER SO BB IBB HBP BLK WP HR S P ERA WHIP

AB 30
R 3
H 7
RBI 3
BB 3
SO 14
LOB 14



