

Cleveland Indians - 2017

Batter	1	2	3	4	5	6	7	8	9	AB	R	H	RBI	BB	SO	LOB	TOP							
12 Leonys Martin, L (1,8) 85 James Ramsey, L (6,FR) OBP: 0.333, SLG: 0.556 OBP: 0.400, SLG: 0.400										4 0 3 1 0 0 1 2 1 1 1 0 1 1														
26 Danny Valencia, R (1,3) 44 Kyle Waldrop, L (6,PH) OBP: 0.400, SLG: 0.375 OBP: 0.630, SLG: 0.375										3 0 0 0 0 0 3 2 0 0 0 0 0 3														
22 Robinson Cano, L (1,4) 28 Zach Shank, R (5,FR) OBP: 0.357, SLG: 0.286 OBP: 0.667, SLG: 0.500										2 0 1 0 1 0 1 2 0 1 2 0 0 0														
15 Kyle Seager, L (1,5) 95 Joe DeCarlo, R (6,PH) OBP: 0.250, SLG: 0.286 OBP: 0.670, SLG: 0.400										3 0 0 0 0 0 3 0 0 0 0 1 0 0														
3 Mike Zunino, R (1,2) 82 Jay Baum, R (6,FR) 72 Marcus Littlewood, S (6,2)										2 0 1 0 1 1 0 1 1 0 0 0 0 2 1 0 0 0 0 0 1														
20 Daniel Vogelbach, L (1,10) 10 Nevin Ashley, R (7,PH) OBP: 0.333, SLG: 0.304 OBP: 0.500, SLG: 0.750										3 0 0 0 0 1 2 2 1 1 0 0 0 1														
16 Ben Gamel, L (1,9) 70 Tyler O'Neill, R (6,PH) OBP: 0.417, SLG: 0.600										1 0 1 0 1 0 0 3 1 2 1 0 1 1														
13 Tyler Smith, R (1,6) 81 Rayder Ascanio, R (7,6)										4 1 0 0 0 1 5 1 0 0 0 0 1 1														
8 Boog Powell, L (1,7) 5 Guillermo Heredia, R (6,8) OBP: 0.800, SLG: 0.800 OBP: 0.563, SLG: 1.051										3 1 2 1 0 0 0 2 1 1 1 0 0 1														
Inning Stats	R: 0 E: 0 K: 1 S: 4	H: 2 LOB: 1 BB: 0 P: 5	R: 0 E: 0 K: 1 S: 6	H: 1 LOB: 1 BB: 0 P: 6	R: 0 E: 0 K: 0 S: 4	H: 1 LOB: 1 BB: 0 P: 4	R: 0 E: 0 K: 2 S: 7	H: 0 LOB: 2 BB: 1 P: 15	R: 0 E: 0 K: 0 S: 4	H: 1 LOB: 2 BB: 1 P: 8	R: 5 E: 1 K: 0 S: 9	H: 5 LOB: 2 BB: 0 P: 10	R: 2 E: 1 K: 1 S: 8	H: 3 LOB: 1 BB: 0 P: 9	R: 0 E: 0 K: 0 S: 3	H: 0 LOB: 1 BB: 1 P: 7	R: 0 E: 0 K: 2 S: 8	H: 1 LOB: 1 BB: 0 P: 8	1B: 7 2B: 7 3B: 0 HR: 0	SF: 0 SAC: 0 DP: 1 HBP: 1	WP: 1 PB: 0 SB: 0 CS: 0	PA: 46		
PITCHER	IP WLS BF H R ER SO BB IBB HBP BLK WP HR S P ERA WHIP	IP WLS BF H R ER SO BB IBB HBP BLK WP HR S P ERA WHIP	IP WLS BF H R ER SO BB IBB HBP BLK WP HR S P ERA WHIP	IP WLS BF H R ER SO BB IBB HBP BLK WP HR S P ERA WHIP	IP WLS BF H R ER SO BB IBB HBP BLK WP HR S P ERA WHIP	IP WLS BF H R ER SO BB IBB HBP BLK WP HR S P ERA WHIP	IP WLS BF H R ER SO BB IBB HBP BLK WP HR S P ERA WHIP	IP WLS BF H R ER SO BB IBB HBP BLK WP HR S P ERA WHIP	IP WLS BF H R ER SO BB IBB HBP BLK WP HR S P ERA WHIP	IP WLS BF H R ER SO BB IBB HBP BLK WP HR S P ERA WHIP	IP WLS BF H R ER SO BB IBB HBP BLK WP HR S P ERA WHIP	IP WLS BF H R ER SO BB IBB HBP BLK WP HR S P ERA WHIP	IP WLS BF H R ER SO BB IBB HBP BLK WP HR S P ERA WHIP	IP WLS BF H R ER SO BB IBB HBP BLK WP HR S P ERA WHIP	IP WLS BF H R ER SO BB IBB HBP BLK WP HR S P ERA WHIP	IP WLS BF H R ER SO BB IBB HBP BLK WP HR S P ERA WHIP	IP WLS BF H R ER SO BB IBB HBP BLK WP HR S P ERA WHIP	IP WLS BF H R ER SO BB IBB HBP BLK WP HR S P ERA WHIP	IP WLS BF H R ER SO BB IBB HBP BLK WP HR S P ERA WHIP	IP WLS BF H R ER SO BB IBB HBP BLK WP HR S P ERA WHIP	IP WLS BF H R ER SO BB IBB HBP BLK WP HR S P ERA WHIP	IP WLS BF H R ER SO BB IBB HBP BLK WP HR S P ERA WHIP	IP WLS BF H R ER SO BB IBB HBP BLK WP HR S P ERA WHIP	IP WLS BF H R ER SO BB IBB HBP BLK WP HR S P ERA WHIP

Seattle Mariners @ Cleveland Indians
Goodyear Ballpark, Goodyear, AZ
Wed Mar 01 2017, 3:07 PM - 6:14 PM EST
Att: 3,443 - Sunny - 66 F

AB 41
R 7
H 14
RBI 7
BB 4
SO 6
LOB 26



Batter	1	2	3	4	5	6	7	8	9	AB	R	H	RBI	BB	SO	LOB	BOTTOM							
30 Tyler Naquin, L (1,8) 70 Greg Allen, S (7,9) OBP: 0.222, SLG: 0.333 OBP: 0.111, SLG: 0.111										3 0 0 0 0 1 0 1 0 0 0 0 0 0														
12 Francisco Lindor, S (1,6) 8 Yu Chang, R (7,6)										3 0 0 0 0 0 0 1 0 0 0 0 0 0														
41 Carlos Santana, S (1,10) 13 Chris Colabello, R (6,PH) OBP: 0.162, SLG: 0.273 OBP: 0.455, SLG: 0.889										3 0 0 0 0 1 0 0 0 0 0 1 0 0														
10 Edwin Encarnación, R (1,3) 86 Nelio Rodríguez, R (4,PR) OBP: 0.667, SLG: 0.660 OBP: 0.857, SLG: 1.000										2 0 1 0 0 1 0 2 1 2 0 0 0 0														
7 Yan Gomes, R (1,2) 53 Adam Moore, R (5,2) 63 Guillermo Quiroz, R (8,2) OBP: 0.250, SLG: 0.250 OBP: 0.750, SLG: 0.667										1 0 0 0 1 0 1 1 0 1 0 0 0 0 1 0 0 0 0 0 2														
78 Bradley Zimmer, L (1,9) 99 Daniel Robertson, R (6,9) OBP: 0.333, SLG: 0.625 OBP: 0.364, SLG: 0.222										2 0 0 0 0 1 1 2 1 0 1 0 0 1														
72 Yandy Díaz, R (1,7) 33 Mike Papi, L (8,9) OBP: 0.444, SLG: 0.571 OBP: 1.000, SLG: 1.000										3 1 1 0 0 0 0 1 0 1 0 0 0 0														
39 Gio Urshela, R (1,5) 4 Richie Shaffer, R (7,5)										2 0 1 0 0 0 0 2 0 0 0 0 2 3														
1 Michael Martínez, S (1,4) 79 Ronny Rodríguez, R (8,4)										3 1 2 3 0 0 1 1 0 0 0 0 1 1														
Inning Stats	R: 0 E: 0 K: 1 S: 5	H: 0 LOB: 0 BB: 0 P: 5	R: 0 E: 0 K: 1 S: 4	H: 0 LOB: 1 BB: 1 P: 9	R: 1 E: 0 K: 0 S: 5	H: 1 LOB: 0 BB: 0 P: 5	R: 0 E: 0 K: 1 S: 6	H: 1 LOB: 1 BB: 0 P: 6	R: 0 E: 0 K: 1 S: 6	H: 1 LOB: 1 BB: 0 P: 6	R: 0 E: 0 K: 0 S: 3	H: 0 LOB: 0 BB: 0 P: 3	R: 3 E: 0 K: 1 S: 8	H: 4 LOB: 1 BB: 0 P: 8	R: 0 E: 0 K: 0 S: 4	H: 1 LOB: 2 BB: 1 P: 8	R: 0 E: 0 K: 2 S: 8	H: 1 LOB: 1 BB: 0 P: 8	1B: 6 2B: 2 3B: 0 HR: 1	SF: 0 SAC: 0 DP: 0 HBP: 0	WP: 0 PB: 0 SB: 0 CS: 1	PA: 37		
PITCHER	IP WLS BF H R ER SO BB IBB HBP BLK WP HR S P ERA WHIP	IP WLS BF H R ER SO BB IBB HBP BLK WP HR S P ERA WHIP	IP WLS BF H R ER SO BB IBB HBP BLK WP HR S P ERA WHIP	IP WLS BF H R ER SO BB IBB HBP BLK WP HR S P ERA WHIP	IP WLS BF H R ER SO BB IBB HBP BLK WP HR S P ERA WHIP	IP WLS BF H R ER SO BB IBB HBP BLK WP HR S P ERA WHIP	IP WLS BF H R ER SO BB IBB HBP BLK WP HR S P ERA WHIP	IP WLS BF H R ER SO BB IBB HBP BLK WP HR S P ERA WHIP	IP WLS BF H R ER SO BB IBB HBP BLK WP HR S P ERA WHIP	IP WLS BF H R ER SO BB IBB HBP BLK WP HR S P ERA WHIP	IP WLS BF H R ER SO BB IBB HBP BLK WP HR S P ERA WHIP	IP WLS BF H R ER SO BB IBB HBP BLK WP HR S P ERA WHIP	IP WLS BF H R ER SO BB IBB HBP BLK WP HR S P ERA WHIP	IP WLS BF H R ER SO BB IBB HBP BLK WP HR S P ERA WHIP	IP WLS BF H R ER SO BB IBB HBP BLK WP HR S P ERA WHIP	IP WLS BF H R ER SO BB IBB HBP BLK WP HR S P ERA WHIP	IP WLS BF H R ER SO BB IBB HBP BLK WP HR S P ERA WHIP	IP WLS BF H R ER SO BB IBB HBP BLK WP HR S P ERA WHIP	IP WLS BF H R ER SO BB IBB HBP BLK WP HR S P ERA WHIP	IP WLS BF H R ER SO BB IBB HBP BLK WP HR S P ERA WHIP	IP WLS BF H R ER SO BB IBB HBP BLK WP HR S P ERA WHIP	IP WLS BF H R ER SO BB IBB HBP BLK WP HR S P ERA WHIP	IP WLS BF H R ER SO BB IBB HBP BLK WP HR S P ERA WHIP	IP WLS BF H R ER SO BB IBB HBP BLK WP HR S P ERA WHIP

Seattle Mariners @ Cleveland Indians
Goodyear Ballpark, Goodyear, AZ
Wed Mar 01 2017, 3:07 PM - 6:14 PM EST
Att: 3,443 - Sunny - 66 F

AB 34
R 4
H 9
RBI 4
BB 2
SO 7
LOB 10



Batter	1	2	3	4	5	6	7	8	9	AB	R	H	RBI	BB	SO	LOB	TOP																		
11 José Ramírez, S (1.5) OBP: 0.250, SLG: 0.273 45 Erik Kratz, R (6.2)	F7		G4-3			G4-3	K			3	0	1	0	0	0	0	Cleveland Indians @ Los Angeles Dodgers Camelback Ranch, Glendale, AZ Thu Mar 02 2017, 3:05 PM - 5:48 PM EST Att: 5,693 - Sunny - 73 F																		
7 Yan Gomes, R (1.10) 4 Richie Shaffer, R (8. PH) (8.10)	G5-3		K			P4				3	0	0	0	0	1	2																			
8 Lonnie Chisenhall, L (1.9) 78 Bradley Zimmer, L (6. PR) (6.9)	F7									2	0	0	0	1	1	0																			
55 Roberto Pérez, R (1.2) 77 Eric Stamets, R (6.5) (7.6)		G5-3								3	0	0	0	0	1	1																			
35 Abraham Almonte, S (1.8) 86 Nellie Rodríguez, R (7.3)		G6-3								3	0	0	0	0	1	0																			
13 Chris Colabello, R (1.3) 2 Dorssys Paulino, R (7.7)										2	1	0	0	1	2	0																			
99 Daniel Robertson, R (1.7) 22 Todd Hankins, R (7.4)										3	1	2	0	0	0	0																			
39 Gio Urshela, R (9. PH) OBP: 0.500, SLG: 0.500										0	0	0	0	0	0	0																			
9 Erik González, R (1.6) 70 Greg Allen, S (7. PH) (7.8)										2	0	1	0	0	0	1																			
79 Ronny Rodríguez, R (1.4) 72 Yandy Díaz, R (7. PH) (7.5)										2	0	0	0	0	1	1																			
Inning Stats	R: 0 E: 0 K: 0 S: 3	H: 0 LOB: 0 BB: 0 P: 3	R: 0 E: 0 K: 1 S: 5	H: 0 LOB: 0 BB: 0 P: 5	R: 1 E: 1 K: 1 S: 7	H: 2 LOB: 1 BB: 0 P: 7	R: 0 E: 0 K: 3 S: 12	H: 0 LOB: 0 BB: 0 P: 12	R: 0 E: 0 K: 2 S: 8	H: 1 LOB: 1 BB: 0 P: 8	R: 0 E: 0 K: 0 S: 3	H: 0 LOB: 1 BB: 1 P: 7	R: 1 E: 0 K: 2 S: 9	H: 2 LOB: 2 BB: 1 P: 13	R: 0 E: 0 K: 1 S: 5	H: 0 LOB: 0 BB: 0 P: 5	R: 0 E: 0 K: 2 S: 8	H: 1 LOB: 1 BB: 0 P: 8	1B: 4 2B: 1 3B: 1 HR: 0	SF: 0 SAC: 0 DP: 0 HBP: 0	WP: 0 PB: 0 SB: 0 CS: 2	PA: 35													
PITCHER	IP	WLS	BF	H	R	ER	SO	BB	IBB	HBP	BLK	WP	HR	S	P	ERA	WHIP	PITCHER	IP	WLS	BF	H	R	ER	SO	BB	IBB	HBP	BLK	WP	HR	S	P	ERA	WHIP
22 Clayton Kershaw, L (1.1) ERA: 0.00	2.0		6	0	0	0	1	0	0	0	0	0	0	8	8	0.00	0.000	69 Andrew Imler, R (8.1) ERA: 13.5	1.0	H	3	0	0	0	1	0	0	0	0	0	5	5	0.00	0.000	
74 Kenley Jansen, R (3.1) ERA: 9.0	1.0	B	5	2	1	1	1	0	0	0	0	0	0	7	7	9.00	2.000	17 Brandon Morrow, R (9.1) ERA: 13.5	1.0	S	4	1	0	0	2	0	0	0	0	0	8	8	0.00	1.000	
54 Sergio Romo, R (4.1) ERA: 4.5	1.0		3	0	0	0	3	0	0	0	0	0	0	12	12	0.00	0.000																		
57 Alex Wood, L (5.1) ERA: 13.5	2.0		8	1	0	0	2	1	0	0	0	0	0	11	15	0.00	1.000																		
41 Chris Hatcher, R (7.1) ERA: 13.5	1.0	W	6	2	1	1	2	1	0	0	0	0	0	9	13	9.00	3.000																		

Batter	1	2	3	4	5	6	7	8	9	AB	R	H	RBI	BB	SO	LOB	BOTTOM																		
16 Andre Ethier, L (1.7) OBP: 0.556, SLG: 0.833 47 Tyler Holt, R (6.7) OBP: 0.571, SLG: 0.714		G4-3								1	1	0	0	2	0	1	Cleveland Indians @ Los Angeles Dodgers Camelback Ranch, Glendale, AZ Thu Mar 02 2017, 3:05 PM - 5:48 PM EST Att: 5,693 - Sunny - 73 F																		
60 Andrew Toles, L (1.8) OBP: 0.200, SLG: 0.300 50 Brett Eibner, R (6.8) OBP: 0.385, SLG: 0.600										3	0	0	0	0	2	0																			
10 Justin Turner, R (1.10) OBP: 0.857, SLG: 0.750 76 Wynston Sawyer, R (7. PH) (8.10)										2	1	1	0	1	0	0																			
9 Yasmani Grandal, S (1.2) OBP: 0.500, SLG: 0.600 35 Bobby Wilson, R (5.2) OBP: 0.250, SLG: 0.250										2	0	1	1	0	0	1																			
28 Franklin Gutierrez, R (1.9) 37 Darnell Sweeney, S (7.6) OBP: 0.333, SLG: 0.333										3	0	0	0	0	2	4																			
33 Scott Van Slyke, R (1.3) OBP: 0.687, SLG: 0.500 92 Mike Ahmed, R (7.5) OBP: 0.500, SLG: 1.000										2	0	1	1	1	0	2																			
87 José Miguel Fernández, L (4) 0 Erick Mejia, S (8.4) OBP: 1.000, SLG: 3.000										3	0	0	0	0	2	1																			
3 Chris Taylor, R (1.6) OBP: 0.417, SLG: 0.300 78 Henry Ramos, S (7.9) OBP: 0.333, SLG: 0.875										1	0	0	0	1	0	0																			
6 Charlie Culberson, R (1.5) OBP: 0.308, SLG: 0.308 79 O'Koyea Dickson, R (7.3) OBP: 0.556, SLG: 1.000										2	0	0	0	0	1	1																			
Inning Stats	R: 1 E: 0 K: 1 S: 6	H: 1 LOB: 2 BB: 2 P: 14	R: 0 E: 0 K: 1 S: 6	H: 0 LOB: 1 BB: 1 P: 10	R: 0 E: 0 K: 0 S: 3	H: 0 LOB: 0 BB: 0 P: 3	R: 0 E: 0 K: 0 S: 2	H: 0 LOB: 0 BB: 1 P: 6	R: 0 E: 0 K: 0 S: 3	H: 0 LOB: 1 BB: 1 P: 7	R: 1 E: 0 K: 1 S: 8	H: 3 LOB: 1 BB: 0 P: 8	R: 2 E: 1 K: 2 S: 9	H: 2 LOB: 1 BB: 1 P: 13	R: 0 E: 0 K: 1 S: 6	H: 1 LOB: 1 BB: 0 P: 6		1B: 5 2B: 1 3B: 1 HR: 0	SF: 0 SAC: 0 DP: 1 HBP: 0	WP: 0 PB: 0 SB: 0 CS: 0	PA: 35														
PITCHER	IP	WLS	BF	H	R	ER	SO	BB	IBB	HBP	BLK	WP	HR	S	P	ERA	WHIP	PITCHER	IP	WLS	BF	H	R	ER	SO	BB	IBB	HBP	BLK	WP	HR	S	P	ERA	WHIP
31 Danny Salazar, R (1.1) ERA: 2.25	2.0		10	1	1	1	2	3	0	0	0	0	0	3	3	0.00	0.000	49 Chris Narveson, L (7.1) ERA: 7.36	1.1		5	1	0	0	2	0	0	0	0	9	9	0.00	0.750		
61 Dan Otero, R (3.1) ERA: 1.000	1.0		3	0	0	0	0	0	0	0	0	0	0	2	6	0.00	1.000																		
50 Steve Delabar, R (4.1) ERA: 1.000	1.0		3	0	0	0	0	1	0	0	0	0	0	2	6	0.00	1.000																		
83 Travis Banwart, R (5.1) ERA: 1.000	1.0		4	0	0	0	0	1	0	0	0	0	0	3	7	0.00	1.000																		
74 Shawn Morimando, L (6.1) ERA: 7.36	1.2	L	10	5	3	2	2	1	0	0	0	0	0	14	18	10.80	3.600																		



Batter	1	2	3	4	5	6	7	8	9	AB	R	H	RBI	BB	SO	LOB	TOP											
7 Manuel Margot, R OBP: 0.267, SLG: 0.429 71 Franchy Cordero, L OBP: 0.429, SLG: 0.750	F9		E4 26 S 1B		G4-3		K		BB	1	0	0	0	0	0	0	San Diego Padres @ Cleveland Indians Goodyear Ballpark, Goodyear, AZ Sun Mar 05 2017, 3:09 PM - 5:41 PM EST Att: 5,363 - Partly Cloudy - 78 F											
16 Travis Jankowski, L OBP: 0.333, SLG: 0.706 64 Nick Buss, L OBP: 0.143, SLG: 0.214	F7		F8		K			G4-3	G3-1	3	0	0	0	0	1	1												
26 Yangervis Solarte, S OBP: 0.188, SLG: 0.087 17 Allen Córdoba, R OBP: 0.200, SLG: 0.200	G4-3		10 FC5-4 1B		K			G6-3		3	0	1	1	0	1	0												
10 Hunter Renfroe, R OBP: 0.313, SLG: 0.400 58 Rocky Gale, R OBP: 0.333, SLG: 0.200			15 1B 1B		FC5-4 1-2			E4		3	0	1	0	0	1	1												
11 Ryan Schimpf, L OBP: 0.308, SLG: 0.182 12 Christian Bethancourt, R, PH	F9				K			K		3	0	1	0	0	1	1												
18 Austin Hedges, R OBP: 0.583, SLG: 0.750 32 Jabari Blash, R OBP: 0.563, SLG: 1.273	F9				K				44 DI 78 2B BB	3	0	1	0	0	1	1												
15 Cory Spangenberg, L OBP: 0.459, SLG: 0.133 13 José Róndón, R										2	0	1	0	1	1	2												
39 Brett Wallace, L OBP: 0.313, SLG: 0.214 44 Héctor Sánchez, S OBP: 0.167, SLG: 0.091	P6				G4-3			F9		2	0	0	0	0	0	3												
2 Luis Sardinas, S OBP: 0.273, SLG: 0.273 78 Dusty Coleman, R OBP: 0.417, SLG: 0.800			G3					F8		2	0	0	0	0	0	0												
									2H 2B	2	0	1	1	0	0	0												
Inning Stats	R: 0 E: 0 K: 0 S: 3	H: 0 LOB: 0 BB: 3 P: 3	R: 0 E: 0 K: 0 S: 5	H: 2 LOB: 2 BB: 0 P: 5	R: 1 E: 1 K: 0 S: 5	H: 1 LOB: 1 BB: 0 P: 6	R: 0 E: 0 K: 2 S: 7	H: 0 LOB: 1 BB: 1 P: 11	R: 0 E: 0 K: 1 S: 5	H: 0 LOB: 0 BB: 0 P: 5	R: 0 E: 0 K: 3 S: 11	H: 2 LOB: 0 BB: 0 P: 11	R: 0 E: 0 K: 1 S: 6	H: 0 LOB: 0 BB: 0 P: 5	R: 0 E: 1 K: 1 S: 6	H: 0 LOB: 1 BB: 2 P: 6	R: 1 E: 0 K: 0 S: 4	H: 1 LOB: 2 BB: 2 P: 13	1B: 5 2B: 1 3B: 0 HR: 0	SF: 0 SAC: 0 DP: 0 HBP: 0	WP: 0 PB: 0 SB: 1 CS: 0	PA: 38						
PITCHER	IP	WLS	BF	H	R	ER	SO	BB	IBB	HBP	BLK	WP	HR	S	P	ERA	WHIP											
47 Trevor Bauer, R ERA: 1.81	3.0	W	13	3	1	0	0	0	0	0	0	0	0	0	13	14	0.00	1.000										
24 Andrew Miller, L ERA: 6.75	1.0		4	0	0	0	2	1	0	0	0	0	0	7	11	0.00	1.000											
37 Cody Allen, R ERA: 1.81	1.0		3	0	0	0	1	0	0	0	0	0	0	5	5	0.00	0.000											
27 Bryan Shaw, R ERA: 11.81	1.0		5	2	0	0	3	0	0	0	0	0	0	11	11	0.00	2.000											
54 Ryan Merritt, L ERA: 11.81	2.0		7	0	0	0	2	0	0	0	0	0	0	11	11	0.00	0.000											
65 Joe Colón, R ERA: 15.75	1.0		6	1	1	1	0	2	0	0	0	0	0	4	13	9.00	3.000											

AB 35
R 2
H 6
RBI 2
BB 3
SO 8
LOB 14



Batter	1	2	3	4	5	6	7	8	9	AB	R	H	RBI	BB	SO	LOB	BOTTOM										
70 Greg Allen, S OBP: 0.350, SLG: 0.389			G4-1					G5-3		3	2	2	0	0	0	0	San Diego Padres @ Cleveland Indians Goodyear Ballpark, Goodyear, AZ Sun Mar 05 2017, 3:09 PM - 5:41 PM EST Att: 5,363 - Partly Cloudy - 78 F										
54 Ryan Merritt, L										0	0	0	0	0	0	0											
2 Dorssys Paulino, R										1	0	0	0	0	0	0											
65 Joe Colón, R										0	0	0	0	0	0	0											
12 Francisco Lindor, S OBP: 0.313, SLG: 0.400 77 Eric Starnes, R OBP: 0.333, SLG: 0.455										4	2	2	2	0	0	1											
10 Edwin Encarnación, R OBP: 0.459, SLG: 0.490 86 Nellie Rodríguez, R OBP: 0.429, SLG: 0.417										3	1	1	0	0	1	1											
55 Roberto Pérez, R OBP: 0.385, SLG: 0.364 13 Chris Colabello, R OBP: 0.474, SLG: 0.687										3	1	1	1	0	1	2											
30 Tyler Naquin, L OBP: 0.500, SLG: 0.714 39 Gio Urshela, R OBP: 0.333, SLG: 0.583										2	0	2	1	0	0	0											
4 Richie Shaffer, R OBP: 0.211, SLG: 0.313										2	0	0	0	0	1	3											
9 Enk González, R OBP: 0.429, SLG: 0.786										3	1	1	2	0	0	5											
78 Bradley Zimmer, L OBP: 0.389, SLG: 0.688 23 Jordan Smith, L OBP: 0.500, SLG: 0.500										0	0	0	0	0	0	0											
53 Adam Moore, R OBP: 0.286, SLG: 0.167 63 Guillermo Quiroz, R OBP: 0.600, SLG: 0.500										3	1	2	2	0	0	1											
79 Ronny Rodríguez, R OBP: 0.133, SLG: 0.143 8 Yu Chang, R										1	0	0	0	0	1	0											
Inning Stats	R: 3 E: 0 K: 0 S: 8	H: 5 LOB: 3 BB: 1 P: 12	R: 3 E: 0 K: 1 S: 9	H: 4 LOB: 1 BB: 0 P: 9	R: 0 E: 0 K: 0 S: 3	H: 0 LOB: 0 BB: 0 P: 3	R: 0 E: 0 K: 1 S: 5	H: 0 LOB: 0 BB: 0 P: 5	R: 2 E: 0 K: 1 S: 10	H: 2 LOB: 0 BB: 0 P: 17	R: 0 E: 1 K: 0 S: 4	H: 0 LOB: 3 BB: 1 P: 9	R: 0 E: 0 K: 3 S: 9	H: 0 LOB: 0 BB: 0 P: 9	R: 0 E: 0 K: 1 S: 5	H: 0 LOB: 0 BB: 0 P: 5	1B: 6 2B: 3 3B: 0 HR: 2	SF: 1 SAC: 0 DP: 0 HBP: 1	WP: 0 PB: 0 SB: 0 CS: 0	PA: 39							
PITCHER	IP	WLS	BF	H	R	ER	SO	BB	IBB	HBP	BLK	WP	HR	S	P	ERA	WHIP										
3 Clayton Richard, L ERA: 3.0	1.0	L	12	8	6	6	0	1	0	0	0	0	0	6	6	0.00	1.000										
46 Jhoulys Chacin, R ERA: 5.4	3.0		11	2	2	2	2	0	0	0	0	0	2	18	25	6.00	0.667										
59 Kevin Quackenbush, R ERA: 3.0	1.0		6	0	0	0	0	1	0	1	0	0	0	4	9	0.00	1.000										
77 Buddy Baumann, L ERA: 3.0	1.0		3	0	0	0	3	0	0	0	0	0	0	9	9	0.00	0.000										
88 Phil Maton, R ERA: 15.75	1.0		3	0	0	0	1	0	0	0	0	0	0	5	5	0.00	0.000										

AB 35
R 8
H 11
RBI 8
BB 2
SO 7
LOB 18



Batter	1	2	3	4	5	6	7	8	9	AB	R	H	RBI	BB	SO	LOB	TOP					
70 Greg Allen, S (1,8) 69 Todd Isaacs, R (6,8)										3	1	2	0	0	0	0	Cleveland Indians @ San Francisco Giants Scottsdale Stadium, Scottsdale, AZ Mon Mar 06 2017, 3:07 PM - 5:36 PM EST Att: 9,241 - Sunny - 66 F					
6 Brandon Guver, R (1,7) 22 Todd Hankins, R (4,5)										2	0	0	0	0	0	1						
35 Abraham Almonte, S (1,9) 69 Kaeli Tom, L (6,9)										3	0	1	1	0	0	2						
13 Chris Colabello, R (1,3) 44 Willy Mo Peña, R (6, PR)										2	0	1	0	1	0	1						
78 Bradley Zimmer, L (1,10)										4	1	1	0	0	1	3						
45 Erik Kratz, R (1,2) 73 Francisco Mejia, S (6,2)										3	0	1	1	0	0	1						
4 Richie Shaffer, R (1,5) 61 Connor Marabell, L (6,7)										2	0	0	0	0	1	1						
9 Erik González, R (1,4) 62 Nolan Jones, L (6,5)										2	0	0	0	0	1	0						
77 Eric Stamets, R (1,6) 51 Luke Wakamatsu, S (6,6)										1	0	0	0	0	0	1						
Inning Stats	R: 1 E: 0 K: 1 S: 10	H: 2 LOB: 1 BB: 0 P: 10	R: 0 E: 0 K: 1 S: 5	H: 0 LOB: 0 BB: 0 P: 5	R: 0 E: 0 K: 0 S: 3	H: 0 LOB: 0 BB: 0 P: 3	R: 1 E: 0 K: 1 S: 6	H: 1 LOB: 1 BB: 1 P: 11	R: 0 E: 0 K: 0 S: 3	H: 1 LOB: 2 BB: 0 P: 8	R: 0 E: 0 K: 0 S: 3	H: 0 LOB: 0 BB: 0 P: 8	R: 0 E: 0 K: 2 S: 7	H: 0 LOB: 0 BB: 0 P: 7	R: 0 E: 0 K: 0 S: 3	H: 1 LOB: 0 BB: 0 P: 3		1B: 5 2B: 1 3B: 0 HR: 0	SF: 0 SAC: 0 DP: 2 HBP: 1	WP: 0 PB: 0 SB: 4 CS: 0	PA: 34	
PITCHER	IP WLS BF H R ER SO BB IBB HBP BLK WP HR S P ERA WHIP	IP WLS BF H R ER SO BB IBB HBP BLK WP HR S P ERA WHIP	IP WLS BF H R ER SO BB IBB HBP BLK WP HR S P ERA WHIP	IP WLS BF H R ER SO BB IBB HBP BLK WP HR S P ERA WHIP	IP WLS BF H R ER SO BB IBB HBP BLK WP HR S P ERA WHIP	IP WLS BF H R ER SO BB IBB HBP BLK WP HR S P ERA WHIP	IP WLS BF H R ER SO BB IBB HBP BLK WP HR S P ERA WHIP	IP WLS BF H R ER SO BB IBB HBP BLK WP HR S P ERA WHIP	IP WLS BF H R ER SO BB IBB HBP BLK WP HR S P ERA WHIP	IP WLS BF H R ER SO BB IBB HBP BLK WP HR S P ERA WHIP	IP WLS BF H R ER SO BB IBB HBP BLK WP HR S P ERA WHIP	IP WLS BF H R ER SO BB IBB HBP BLK WP HR S P ERA WHIP	IP WLS BF H R ER SO BB IBB HBP BLK WP HR S P ERA WHIP	IP WLS BF H R ER SO BB IBB HBP BLK WP HR S P ERA WHIP	IP WLS BF H R ER SO BB IBB HBP BLK WP HR S P ERA WHIP	IP WLS BF H R ER SO BB IBB HBP BLK WP HR S P ERA WHIP	IP WLS BF H R ER SO BB IBB HBP BLK WP HR S P ERA WHIP	IP WLS BF H R ER SO BB IBB HBP BLK WP HR S P ERA WHIP	IP WLS BF H R ER SO BB IBB HBP BLK WP HR S P ERA WHIP	IP WLS BF H R ER SO BB IBB HBP BLK WP HR S P ERA WHIP	IP WLS BF H R ER SO BB IBB HBP BLK WP HR S P ERA WHIP	IP WLS BF H R ER SO BB IBB HBP BLK WP HR S P ERA WHIP

Batter	1	2	3	4	5	6	7	8	9	AB	R	H	RBI	BB	SO	LOB	BOTTOM					
2 Denard Span, L (1,8) 39 Justin Ruggiano, R (6,9)										3	0	0	0	0	1	2	Cleveland Indians @ San Francisco Giants Scottsdale Stadium, Scottsdale, AZ Mon Mar 06 2017, 3:07 PM - 5:36 PM EST Att: 9,241 - Sunny - 66 F					
7 Jimmy Rollins, S (1,4) 1 Jae-Gyun Hwang, R (6,5)										1	0	0	0	1	0	0						
8 Hunter Pence, R (1,9) 49 Chris Marrero, R (6,7)										3	0	0	0	0	1	2						
6 Jarrett Parker, L (1,7) 63 Orlando Calixte, R (6,8)										2	0	0	0	1	1	1						
38 Michael Morse, R (1,10) 87 Winton Bernard, R (8, PH)										2	1	0	0	1	1	2						
94 Aaron Hill, R (1,6) 22 Christian Arroyo, R (7,6)										3	1	1	1	0	0	0						
5 Nick Hundley, R (1,2) 72 Tim Federowicz, R (7,2)										2	0	0	0	1	1	0						
43 Kyle Blanks, R (1,3) 83 Ryder Jones, L (8,5)										3	1	3	1	0	0	0						
37 Kelby Tomlinson, R (1,5) 64										2	0	0	1	0	0	3						
Inning Stats	R: 0 E: 0 K: 0 S: 3	H: 0 LOB: 0 BB: 0 P: 3	R: 2 E: 0 K: 2 S: 9	H: 2 LOB: 2 BB: 2 P: 17	R: 0 E: 0 K: 1 S: 7	H: 0 LOB: 1 BB: 2 P: 15	R: 0 E: 0 K: 1 S: 6	H: 1 LOB: 0 BB: 0 P: 6	R: 0 E: 0 K: 0 S: 3	H: 0 LOB: 1 BB: 0 P: 4	R: 0 E: 0 K: 1 S: 5	H: 0 LOB: 0 BB: 0 P: 5	R: 1 E: 0 K: 2 S: 8	H: 1 LOB: 0 BB: 0 P: 8	R: 0 E: 0 K: 2 S: 7	H: 0 LOB: 0 BB: 0 P: 7		1B: 2 2B: 1 3B: 1 HR: 0	SF: 1 SAC: 0 DP: 0 HBP: 1	WP: 0 PB: 0 SB: 0 CS: 1	PA: 33	
PITCHER	IP WLS BF H R ER SO BB IBB HBP BLK WP HR S P ERA WHIP	IP WLS BF H R ER SO BB IBB HBP BLK WP HR S P ERA WHIP	IP WLS BF H R ER SO BB IBB HBP BLK WP HR S P ERA WHIP	IP WLS BF H R ER SO BB IBB HBP BLK WP HR S P ERA WHIP	IP WLS BF H R ER SO BB IBB HBP BLK WP HR S P ERA WHIP	IP WLS BF H R ER SO BB IBB HBP BLK WP HR S P ERA WHIP	IP WLS BF H R ER SO BB IBB HBP BLK WP HR S P ERA WHIP	IP WLS BF H R ER SO BB IBB HBP BLK WP HR S P ERA WHIP	IP WLS BF H R ER SO BB IBB HBP BLK WP HR S P ERA WHIP	IP WLS BF H R ER SO BB IBB HBP BLK WP HR S P ERA WHIP	IP WLS BF H R ER SO BB IBB HBP BLK WP HR S P ERA WHIP	IP WLS BF H R ER SO BB IBB HBP BLK WP HR S P ERA WHIP	IP WLS BF H R ER SO BB IBB HBP BLK WP HR S P ERA WHIP	IP WLS BF H R ER SO BB IBB HBP BLK WP HR S P ERA WHIP	IP WLS BF H R ER SO BB IBB HBP BLK WP HR S P ERA WHIP	IP WLS BF H R ER SO BB IBB HBP BLK WP HR S P ERA WHIP	IP WLS BF H R ER SO BB IBB HBP BLK WP HR S P ERA WHIP	IP WLS BF H R ER SO BB IBB HBP BLK WP HR S P ERA WHIP	IP WLS BF H R ER SO BB IBB HBP BLK WP HR S P ERA WHIP	IP WLS BF H R ER SO BB IBB HBP BLK WP HR S P ERA WHIP	IP WLS BF H R ER SO BB IBB HBP BLK WP HR S P ERA WHIP	IP WLS BF H R ER SO BB IBB HBP BLK WP HR S P ERA WHIP



Batter	1	2	3	4	5	6	7	8	9	AB	R	H	RBI	BB	SO	LOB	TOP
22 Jason Kipnis, L (1.10) OBP: 0.500, SLG: 0.400 73 Francisco Mejia, S (6, FH) OBP: 0.308, SLG: 0.308	4-0 BB		0-0 P5		0-0 11 BB, 6 HBP	0-0 1B		0-3 K	0-0 1B	2	0	1	0	1	0	0	Cleveland Indians @ San Francisco Giants Scottsdale Stadium, Scottsdale, AZ Fri Mar 10 2017, 3:08 PM - 6:21 PM EST Att: 11,429 - Sunny - 82 F
6 Brandon Guver, R (1.7) OBP: 0.333, SLG: 0.750 70 Greg Allen, S (6.7) OBP: 0.379, SLG: 0.360	0-3 K		0-0 L7		1-2 11 BB, HBP	0-0 G5-3		4-0 53 2B, 4 1B	0-3 K	3	0	0	0	0	1	2	
11 José Ramírez, S (1.5) OBP: 0.348, SLG: 0.609 4 Richie Shaffer, R (6.5) OBP: 0.269, SLG: 0.391	0-0 F8			0-0 F9	4-0 99 FC6-4		0-0 53 G6-4-3	0-0 53 2B		2	0	0	0	1	0	1	
45 Erik Kratz, R (1.2) OBP: 0.267, SLG: 0.600 53 Adam Moore, R (5.2) OBP: 0.395, SLG: 0.667	0-0 P3			0-0 P6	0-3 K		0-0 G6-4-3	0-0 33 WP		3	0	0	0	0	1	4	
99 Daniel Robertson, R (1.9) OBP: 0.375, SLG: 0.333 2 Dorssys Paulino, R (7.7)		0-0 9 S		0-0 E5	0-0 FC6-4		1-2 78 HBP, 86 1B	4-0 33 WP		3	2	1	0	0	0	3	
78 Bradley Zimmer, L (1.8) OBP: 0.433, SLG: 0.704 33 Mike Papi, L (7.9) OBP: 0.500, SLG: 0.250	0-3 K			0-0 86 1B	1-H		0-0 9 1B	4-0 86 1B		3	2	2	1	0	1	1	
86 Nellie Rodríguez, R (1.3) OBP: 0.385, SLG: 0.375		0-0 F7		0-0 9 FC6-4	2-H		0-0 P4	0-3 K		5	0	2	2	0	1	5	
9 Erik González, R (1.4) OBP: 0.318, SLG: 0.545 79 Ronny Rodríguez, R (7, PH) OBP: 0.174, SLG: 0.227	1-3 K			0-0 FC6-4	1-2		0-0 G3-1	0-3 K		3	1	1	1	0	1	2	
1 Michael Martínez, S (1.6) OBP: 0.417, SLG: 0.708 77 Eric Starnets, R (6.6) OBP: 0.253, SLG: 0.294			0-0 P4		0-0 G3-1		1-0 G3-1	0-0 G6-3	0-0 G5-3	3	0	0	0	0	0	1	
	R: 0 H: 0 E: 0 LOB: 1 K: 0 BB: 1 S: 5 P: 9	R: 0 H: 1 E: 0 LOB: 1 K: 2 BB: 0 S: 8 P: 9	R: 0 H: 0 E: 0 LOB: 0 K: 0 BB: 0 S: 3 P: 3	R: 2 H: 2 E: 1 LOB: 1 K: 0 BB: 0 S: 6 P: 6	R: 0 H: 1 E: 0 LOB: 3 K: 1 BB: 1 S: 6 P: 11	R: 2 H: 3 E: 0 LOB: 1 K: 0 BB: 0 S: 6 P: 7	R: 1 H: 2 E: 0 LOB: 2 K: 1 BB: 0 S: 6 P: 8	R: 2 H: 2 E: 0 LOB: 3 K: 2 BB: 3 S: 9 P: 21	R: 0 H: 1 E: 0 LOB: 1 K: 2 BB: 0 S: 8 P: 8	1B: 9 SF: 0 2B: 3 SAC: 0 3B: 0 DP: 1 HR: 0 HBP: 3	WP: 2 PA: 47 PB: 0 SB: 1 CS: 0						
PITCHER	IP WLS BF H R ER SO BB IBB HBP BLK WP HR S P ERA WHIP											PITCHER	IP WLS BF H R ER SO BB IBB HBP BLK WP HR S P ERA WHIP				
40 Madison Bumgarner, L (1.1) ERA: 4.5 41 Mark Melancon, R (5.1) ERA: 5.79 56 Albert Suárez, R (6.1) ERA: 3.0 83 Sam Coonrod, R (7.1) ERA: 3.0 64 Derek Law, R (8.1) ERA: 3.6	4.0 17 3 2 0 0 1 1 0 0 0 0 0 22 27 0.00 1.000											60 Hunter Strickland, R (9.1) ERA: 3.6	1.0 4 1 0 0 2 0 0 0 0 0 0 0 8 8 0.00 1.000				
	R: 0 H: 0 E: 0 LOB: 0 K: 0 BB: 0 S: 3 P: 3	R: 3 H: 3 E: 0 LOB: 0 K: 0 BB: 0 S: 9 P: 12	R: 0 H: 0 E: 0 LOB: 0 K: 0 BB: 0 S: 3 P: 3	R: 0 H: 0 E: 0 LOB: 1 K: 1 BB: 1 S: 5 P: 9	R: 0 H: 0 E: 0 LOB: 3 K: 1 BB: 2 S: 5 P: 13	R: 0 H: 1 E: 1 LOB: 1 K: 1 BB: 0 S: 6 P: 6	R: 2 H: 1 E: 0 LOB: 1 K: 0 BB: 1 S: 4 P: 9	R: 1 H: 3 E: 0 LOB: 2 K: 2 BB: 0 S: 10 P: 10	R: 0 H: 2 E: 0 LOB: 3 K: 3 BB: 0 S: 11 P: 11	1B: 6 SF: 0 2B: 1 SAC: 0 3B: 1 DP: 1 HR: 2 HBP: 1	WP: 1 PA: 42 PB: 0 SB: 2 CS: 0						
PITCHER	IP WLS BF H R ER SO BB IBB HBP BLK WP HR S P ERA WHIP											PITCHER	IP WLS BF H R ER SO BB IBB HBP BLK WP HR S P ERA WHIP				
47 Trevor Bauer, R (1.1) ERA: 2.7 68 Tyler Olson, L (5.1) ERA: 51 Shawn Armstrong, R (6.1) ERA: 80 Josh Martin, R (7.1) ERA: 7.2 76 Adam Plutko, R (8.1) ERA: 1.5	1.0 5 0 0 0 1 2 0 0 0 0 0 0 5 13 0.00 2.000											94 HBP, 72 E, 66 E	1.0 11 1 0 0 0 0 0 0 0 0 0 0 0 0 0.00 1.000				
	R: 0 H: 0 E: 0 LOB: 0 K: 0 BB: 0 S: 3 P: 3	R: 3 H: 3 E: 0 LOB: 0 K: 0 BB: 0 S: 9 P: 12	R: 0 H: 0 E: 0 LOB: 0 K: 0 BB: 0 S: 3 P: 3	R: 0 H: 0 E: 0 LOB: 1 K: 1 BB: 1 S: 5 P: 9	R: 0 H: 0 E: 0 LOB: 3 K: 1 BB: 2 S: 5 P: 13	R: 0 H: 1 E: 1 LOB: 1 K: 1 BB: 0 S: 6 P: 6	R: 2 H: 1 E: 0 LOB: 1 K: 0 BB: 1 S: 4 P: 9	R: 1 H: 3 E: 0 LOB: 2 K: 2 BB: 0 S: 10 P: 10	R: 0 H: 2 E: 0 LOB: 3 K: 3 BB: 0 S: 11 P: 11	1B: 6 SF: 0 2B: 1 SAC: 0 3B: 1 DP: 1 HR: 2 HBP: 1	WP: 1 PA: 42 PB: 0 SB: 2 CS: 0						
	R: 0 H: 0 E: 0 LOB: 0 K: 0 BB: 0 S: 3 P: 3	R: 3 H: 3 E: 0 LOB: 0 K: 0 BB: 0 S: 9 P: 12	R: 0 H: 0 E: 0 LOB: 0 K: 0 BB: 0 S: 3 P: 3	R: 0 H: 0 E: 0 LOB: 1 K: 1 BB: 1 S: 5 P: 9	R: 0 H: 0 E: 0 LOB: 3 K: 1 BB: 2 S: 5 P: 13	R: 0 H: 1 E: 1 LOB: 1 K: 1 BB: 0 S: 6 P: 6	R: 2 H: 1 E: 0 LOB: 1 K: 0 BB: 1 S: 4 P: 9	R: 1 H: 3 E: 0 LOB: 2 K: 2 BB: 0 S: 10 P: 10	R: 0 H: 2 E: 0 LOB: 3 K: 3 BB: 0 S: 11 P: 11	1B: 6 SF: 0 2B: 1 SAC: 0 3B: 1 DP: 1 HR: 2 HBP: 1	WP: 1 PA: 42 PB: 0 SB: 2 CS: 0						
	R: 0 H: 0 E: 0 LOB: 0 K: 0 BB: 0 S: 3 P: 3	R: 3 H: 3 E: 0 LOB: 0 K: 0 BB: 0 S: 9 P: 12	R: 0 H: 0 E: 0 LOB: 0 K: 0 BB: 0 S: 3 P: 3	R: 0 H: 0 E: 0 LOB: 1 K: 1 BB: 1 S: 5 P: 9	R: 0 H: 0 E: 0 LOB: 3 K: 1 BB: 2 S: 5 P: 13	R: 0 H: 1 E: 1 LOB: 1 K: 1 BB: 0 S: 6 P: 6	R: 2 H: 1 E: 0 LOB: 1 K: 0 BB: 1 S: 4 P: 9	R: 1 H: 3 E: 0 LOB: 2 K: 2 BB: 0 S: 10 P: 10	R: 0 H: 2 E: 0 LOB: 3 K: 3 BB: 0 S: 11 P: 11	1B: 6 SF: 0 2B: 1 SAC: 0 3B: 1 DP: 1 HR: 2 HBP: 1	WP: 1 PA: 42 PB: 0 SB: 2 CS: 0						



Batter	1	2	3	4	5	6	7	8	9	AB	R	H	RBI	BB	SO	LOB	TOP																			
4 Alex Gordon, L (1, 8) 0 Terrance Gore, R (6, 8) OBP: 0.481, SLG: 0.435 OBP: 0.500, SLG: 0.600										2	0	1	0	0	1	0	Kansas City Royals @ Cleveland Indians Goodyear Ballpark, Goodyear, AZ Sat Mar 11 2017, 3:10 PM - 6:17 PM EST Att: 8,541 - Sunny - 85 F																			
15 Whit Merrifield, R (1, 4) 19 Cheslor Cuthbert, R (6, 4) OBP: 0.296, SLG: 0.261 OBP: 0.346, SLG: 0.250										2	0	0	1	1	0	1																				
37 Brandon Moss, L (1, 10) 49 Garin Cecchini, L (9, PH) OBP: 0.263, SLG: 0.389 OBP: 0.182, SLG: 0.273										3	1	1	3	1	1	4																				
12 Jorge Soler, R (1, 7) 14 Billy Burns, S (6, 7) OBP: 0.194, SLG: 0.077 OBP: 0.412, SLG: 0.733										3	0	0	0	0	1	4																				
38 Jorge Bonifacio, R (1, 9) 17 Hunter Dozier, R (6, 9) OBP: 0.476, SLG: 0.750 OBP: 0.444, SLG: 0.750										3	0	1	0	0	1	0																				
67 Samir Duenfiez, L (1, 3) 7 Peter O'Brien, R (6, 3) OBP: 0.235, SLG: 0.412 OBP: 0.345, SLG: 0.769										3	0	0	0	0	1	1																				
24 Christian Colón, R (1, 5) OBP: 0.292, SLG: 0.348										4	1	2	0	0	0	2																				
36 Cam Gallagher, R (1, 2) 71 Parker Morn, L (7, 2) OBP: 0.286, SLG: 0.231 OBP: 0.250, SLG: 0.143										3	0	1	0	0	1	2																				
46 Ramón Torres, S (1, 6) 68 Humberto Arteaga, R (6, 6) OBP: 0.300, SLG: 0.474 OBP: 0.067, SLG: 0.067										2	0	0	0	0	0	2																				
Inning Stats	R: 0 E: 0 K: 2 S: 7	H: 0 LOB: 1 BB: 1 P: 11	R: 0 E: 0 K: 2 S: 8	H: 1 LOB: 1 BB: 0 P: 8	R: 0 E: 0 K: 1 S: 6	H: 1 LOB: 1 BB: 0 P: 6	R: 0 E: 0 K: 1 S: 5	H: 0 LOB: 0 BB: 0 P: 5	R: 1 E: 0 K: 0 S: 5	H: 2 LOB: 3 BB: 1 P: 10	R: 0 E: 0 K: 0 S: 4	H: 1 LOB: 1 BB: 0 P: 4	R: 3 E: 0 K: 1 S: 9	H: 3 LOB: 0 BB: 0 P: 9	R: 0 E: 0 K: 1 S: 6	H: 1 LOB: 1 BB: 0 P: 6		R: 2 E: 0 K: 2 S: 10	H: 3 LOB: 1 BB: 0 P: 11	1B: 7 2B: 4 3B: 0 HR: 1	SF: 0 SAC: 0 DP: 0 HBP: 1	WP: 1 PB: 0 SB: 1 CS: 0	PA: 42													
PITCHER	IP	WLS	BF	H	R	ER	SO	BB	IBB	HBP	BLK	WP	HR	S	P	ERA	WHIP	PITCHER		IP	WLS	BF	H	R	ER	SO	BB	IBB	HBP	BLK	WP	HR	S	P	ERA	WHIP
31 Danny Salazar, R (1, 1) ERA: 2.61	4.0		15	2	0	0	6	1	0	0	0	0	0	26	30	0.00	0.750	34 Zach McAllister, R (9, 1) ERA: 3.38		1.0	S	6	3	2	2	2	0	0	0	0	1	0	10	11	18.00	3.000
37 Cody Allen, R (5, 1) ERA: 3.0	1.0		7	2	1	1	0	1	0	1	0	0	0	5	10	9.00	3.000																			
61 Dan Otero, R (6, 1) ERA:	1.0		4	1	0	0	0	0	0	0	0	0	0	4	4	0.00	1.000																			
27 Bryan Shaw, R (7, 1) ERA: 15.0	1.0	W	6	3	3	3	1	0	0	0	0	0	1	9	9	27.00	3.000																			
58 Carlos Frias, R (8, 1) ERA:	1.0	H	4	1	0	0	1	0	0	0	0	0	0	6	6	0.00	1.000																			

AB	39
R	6
H	12
RBI	6
BB	2
SO	10
LOB	20



Batter	1	2	3	4	5	6	7	8	9	AB	R	H	RBI	BB	SO	LOB	BOTTOM																			
99 Daniel Robertson, R (1, 4) 63 Mark Mathias, R (7, 4) 22 Todd Hankins, R (9, 4) OBP: 0.400, SLG: 0.345 OBP: 0.333, SLG: 0.200										2	0	1	0	1	1	0	Kansas City Royals @ Cleveland Indians Goodyear Ballpark, Goodyear, AZ Sat Mar 11 2017, 3:10 PM - 6:17 PM EST Att: 8,541 - Sunny - 85 F																			
26 Austin Jackson, R (1, 8) 70 Greg Allen, S (7, 8) OBP: 0.167, SLG: 0.667 OBP: 0.400, SLG: 0.360										3	0	0	0	0	2	2																				
10 Edwin Encarnación, R (1, 3) 48 Bobby Bradley, L (4, 3) OBP: 0.579, SLG: 0.953 OBP: 0.500, SLG: 0.500										2	0	0	0	0	1	1																				
7 Yan Gomes, R (1, 2) 23 Jordan Smith, L (6, PR) OBP: 0.353, SLG: 0.333 OBP: 0.429, SLG: 0.333										3	0	1	0	0	0	2																				
8 Lonnie Chisenhall, L (1, 9) 73 Francisco Mejia, S (7, 2) OBP: 0.286, SLG: 0.421 OBP: 0.357, SLG: 0.511										3	0	0	0	0	2	2																				
35 Abraham Almonte, S (1, 7) 33 Mike Papi, L (8, 7) OBP: 0.348, SLG: 0.350 OBP: 0.500, SLG: 0.250										3	1	1	0	1	1	0																				
30 Tyler Naquin, L (1, 10) 86 Nellie Rodriguez, R (8, PH) OBP: 0.344 OBP: 0.370, SLG: 0.360										3	1	2	0	0	0	0																				
4 Richie Shaffer, R (1, 5) 79 Ronny Rodriguez, R (8, 5) OBP: 0.310, SLG: 0.520 OBP: 0.167, SLG: 0.217										2	1	1	2	1	0	0																				
77 Eric Stamets, R (1, 6) 51 Luke Wakamatsu, S (6, 6) OBP: 0.238, SLG: 0.263 ERA: 22.09										2	0	0	0	0	3	3																				
Inning Stats	R: 0 E: 0 K: 1 S: 5	H: 1 LOB: 2 BB: 2 P: 13	R: 0 E: 0 K: 1 S: 6	H: 1 LOB: 0 BB: 0 P: 6	R: 0 E: 0 K: 2 S: 7	H: 0 LOB: 0 BB: 0 P: 7	R: 0 E: 0 K: 0 S: 3	H: 0 LOB: 0 BB: 0 P: 3	R: 0 E: 0 K: 2 S: 9	H: 2 LOB: 2 BB: 0 P: 9	R: 7 E: 1 K: 1 S: 13	H: 4 LOB: 3 BB: 3 P: 29	R: 0 E: 0 K: 1 S: 5	H: 0 LOB: 0 BB: 0 P: 5	R: 0 E: 0 K: 1 S: 5	H: 0 LOB: 0 BB: 0 P: 5		1B: 5 2B: 2 3B: 0 HR: 2	SF: 0 SAC: 0 DP: 2 HBP: 0	WP: 0 PB: 0 SB: 0 CS: 1	PA: 36															
PITCHER	IP	WLS	BF	H	R	ER	SO	BB	IBB	HBP	BLK	WP	HR	S	P	ERA	WHIP	PITCHER		IP	WLS	BF	H	R	ER	SO	BB	IBB	HBP	BLK	WP	HR	S	P	ERA	WHIP
51 Jason Vargas, L (1, 1) ERA: 5.14	3.0		12	2	0	0	3	3	0	0	0	0	0	7	7	0.00	0.000	52 Chris Withrow, R (7, 1) ERA: 3.86		0.1	B	2	1	1	1	0	0	0	0	1	4	6	27.00	3.000		
85 Eric Stout, L (4, 1) ERA:	1.0		3	0	0	0	2	0	0	0	0	0	0	7	7	0.00	0.000	43 Brandon League, R (8, 1) ERA: 4.5		1.0		3	0	0	0	1	0	0	0	5	5	0.00	0.000			
72 Yender Cáramo, R (5, 1) ERA:	1.0	H	3	0	0	0	0	0	0	0	0	0	0	3	3	0.00	0.000																			
62 AJ Alburquerque, R (6, 1) ERA: 3.6	1.0	H	5	2	0	0	2	0	0	0	0	0	0	9	9	0.00	2.000																			
47 Bobby Parnell, R (7, 1) ERA: 22.09	0.2	L	8	3	6	6	1	3	0	0	0	0	1	9	23	81.00	9.000																			

AB	30
R	7
H	8
RBI	6
BB	6
SO	9
LOB	13



Batter	1	2	3	4	5	6	7	8	9	AB	R	H	RBI	BB	SO	LOB	TOP			
6 Brandon Guyer, R (1.7) OBP: 0.438, SLG: 0.615 46 David Armendariz, R (5.7)	2-2 7 1B 4 G5-4-3 1B	2-0 7 FC5-4 1B		1-1 4 F8 78 FC4-6 HBP	0-2 G4-3		0-1 P4		2-2 63 FC6-4 HBP	3	2	2	2	0	0	2				
7 Yan Gomes, R (1.2) OBP: 0.459, SLG: 0.727 63 Guillermo Quiroz, R (6.2)	0-2 4 G5-4-3 1B	0-1 FC5-4		3-1 78 FC4-6 1B		1-0 HR	2-1 F8		0-0 FC6-4	4	1	3	1	0	0	1				
4 Richie Shaffer, R (1.10) OBP: 0.310, SLG: 0.553	1-2 G5-4-3 1-2f 3-H		0-1 78 1B 39 SF7 1B	3-2 F8		0-1 HR	1-3 K			5	2	2	1	0	1	3				
78 Bradley Zimmer, L (1.9) OBP: 0.405, SLG: 0.641 61 Conner Capel, L (8.9)				1-1 13 BB 70 SF7 1B	1-1 FC4-6		0-0 13 BB 2B		2-1 G4-3	5	0	2	1	0	1	1				
13 Chris Colabello, R (1.3) OBP: 0.500, SLG: 0.600 7 Joe Sever, R (6.3)				4-2 70 2B 39 SF7 1B	1-2 79 2B BB		2-3 K		0-2 G6-3	3	2	1	0	1	1	2				
39 Gio Urshela, R (1.5) OBP: 0.438, SLG: 0.714 1 Ordomar Valdez, S (6.5)				1-2 70 2B 6 1B 1B	1-0 SF7		3-2 2B		1-3 K	2	1	2	1	0	0	0				
70 Greg Allen, S (1.8) OBP: 0.326, SLG: 0.316 2 Dorsys Paulino, R (9.9)				1-0 6 1B 2B	3-1 FC1-5-2 79 2B		2-0 G5-3		0-2 F9	5	2	1	1	0	1	5				
79 Ronny Rodríguez, R (1.4) OBP: 0.250, SLG: 0.400 13 Angel Miguel, R (5.4)				1-2 70 2B 6 1B 1B	3-1 2B		4-2 BB		0-0 G4-3	2	0	1	2	1	0	2				
9 Erik González, R (1.6) OBP: 0.303, SLG: 0.485 77 Eric Stamets, R (6.5)				0-3 K	0-3 K		1-3 K		3-2 HR	3	0	0	0	0	3	5				
Inning Stats	R: 1 E: 0 K: 1 S: 14	H: 2 LOB: 0 BB: 0 P: 20	R: 3 E: 0 K: 1 S: 16	H: 4 LOB: 1 BB: 0 P: 22	R: 3 E: 0 K: 1 S: 15	H: 3 LOB: 1 BB: 1 P: 26	R: 1 E: 0 K: 0 S: 11	H: 1 LOB: 2 BB: 1 P: 20	R: 0 E: 0 K: 3 S: 18	H: 1 LOB: 3 BB: 1 P: 27	R: 0 E: 0 K: 1 S: 7	H: 0 LOB: 0 BB: 0 P: 10	R: 0 E: 0 K: 1 S: 9	H: 0 LOB: 0 BB: 0 P: 12	R: 1 E: 0 K: 0 S: 14	H: 1 LOB: 1 BB: 0 P: 19	1B: 8 2B: 4 3B: 0 HR: 3	SF: 1 SAC: 0 DP: 1 HBP: 3	WP: 0 PB: 0 SB: 1 CS: 0	PA: 47
PITCHER	IP WLS BF H R ER SO BB IBB HBP BLK WP HR S P ERA WHIP	2.2 17 9 7 7 2 1 0 0 0 0 0 0 42 65 23.62 3.750	1.1 6 1 0 0 1 0 0 0 0 0 0 0 11 18 13.50 1.500	1.1 9 3 2 2 3 1 0 1 0 0 2 21 30 13.50 3.000	2.0 6 0 0 0 2 0 0 0 0 0 0 0 16 22 0.00 0.000	1.0 5 1 1 1 0 0 0 0 0 0 0 0 14 19 9.00 1.000	77 Ryne Slack, L (9.1) ERA: 9.0	IP WLS BF H R ER SO BB IBB HBP BLK WP HR S P ERA WHIP	1.0 5 1 1 1 0 0 0 0 0 0 0 0 1 14 19 9.00 1.000											

Cleveland Indians @ Texas Rangers
 Surprise Stadium, Surprise, AZ
 Wed Mar 15, 2017, 4:07 PM - 7:46 PM EDT
 Att: 6,567 - Partly Cloudy - 86 F

AB 40
 R 11
 H 15
 RBI 10
 BB 3
 SO 9
 LOB 25



Batter	1	2	3	4	5	6	7	8	9	AB	R	H	RBI	BB	SO	LOB	BOTTOM	
14 Carlos Gómez, R (1.8) OBP: 0.440, SLG: 0.810 90 Leody Taveras, S (6.8)	1-2 30 F8 5 SF7 17 1B 1B		1-0 17 1B 30 WP HBP	0-1 SF8		2-3 K	1-3 K		4-2 31 1B BB	1	2	1	1	0	0	0		
17 Shin-Soo Choo, L (1.9) OBP: 0.286, SLG: 0.263 31 Jared Hoyer, L (6.9)	2-1 5 SF7 30 F8 1B		1-2 30 WP 1B	1-3 K		2-1 K	0-0 P3		1-2 1B	3	0	2	0	0	1	1		
30 Nomar Mazara, L (1.10) OBP: 0.267, SLG: 0.393 91 Yanio Perez, R (9.10)	2-0 F8		1-2 F8		2-0 F9	3-2 G5-3		4-0 67 1B 97 2B BB		4	0	0	0	1	0	6		
5 Mike Napoli, R (1.3) OBP: 0.333, SLG: 0.458 67 Ronald Guzman, L (6.3)	0-0 SF7		1-2 K		2-3 K		1-1 70 1B 97 HR 2B	1-2 97 2B 1B		2	0	0	1	0	2	1		
13 Joey Gallo, L (1.7) OBP: 0.325, SLG: 0.394 70 César Puello, R (7.7)	2-3 K		3-2 15 1B 18 E 2B		0-3 K		0-1 97 HR 1B	2-3 K		3	1	1	0	0	2	1		
15 Will Middlebrooks, R (1.5) OBP: 0.298, SLG: 0.486 97 Jason Martinson, R (7.5)		0-3 K		0-1 79 F9 63 1B 18 E 1B		0-0 E4 18 WP 63 1B 1B	0-0 HR	0-0 1B	1-3 2B	3	1	2	0	0	1	0		
18 Drew Robinson, L (1.4) OBP: 0.375, SLG: 0.231 90 Yeyson Yrizarri, R (7.4)		3-1 63 CS 1B		1-0 E3 63 1B 14 SF8 1B		3-3 K	3-3 FC1-5 8 BB BB	0-0 F9		3	1	1	0	0	1	2		
79 A.J. Jimenez, R (1.2) OBP: 0.375, SLG: 0.231 80 TQuan Forbes, R (6.5)		1-1 P5		3-2 F9		4-1 31 1B BB	4-1 FC1-5 BB	2-3 K		2	0	0	0	1	0	3		
8 Brett Hayes, R (7.2) OBP: 0.444, SLG: 0.500				2-3 1B		0-0 31 1B BB	1-2 BB			1	0	0	0	1	1	3		
63 Doug Bernier, R (1.6) OBP: 0.265, SLG: 0.226 96 Luis Martí, R (7.6)		0-1 CS		0-1 F9		1-0 31 1B 1B	1-0 FC1-5		1-3 K	3	0	2	2	0	0	0		
Inning Stats	R: 1 E: 0 K: 1 S: 12	H: 2 LOB: 1 BB: 0 P: 19	R: 0 E: 0 K: 1 S: 8	H: 1 LOB: 0 BB: 0 P: 12	R: 1 E: 0 K: 1 S: 12	H: 1 LOB: 1 BB: 0 P: 18	R: 3 E: 1 K: 2 S: 8	H: 3 LOB: 3 BB: 1 P: 30	R: 3 E: 0 K: 1 S: 13	H: 3 LOB: 2 BB: 2 P: 24	R: 1 E: 0 K: 2 S: 12	H: 2 LOB: 3 BB: 1 P: 21	R: 1 E: 0 K: 1 S: 8	H: 1 LOB: 1 BB: 1 P: 14	1B: 12 2B: 3 3B: 0 HR: 1	SF: 2 SAC: 0 DP: 0 HBP: 1	WP: 2 PB: 0 SB: 1 CS: 1	PA: 48
PITCHER	IP WLS BF H R ER SO BB IBB HBP BLK WP HR S P ERA WHIP	4.2 8 3 2 2 3 1 0 0 0 0 0 0 20 34 13.50 3.000	1.0 8 3 3 3 1 2 0 0 0 0 0 0 13 24 27.00 5.000	1.0 6 2 1 1 2 1 0 0 0 0 0 0 12 21 9.00 3.000	0.1 3 1 1 1 1 1 0 0 0 0 0 0 8 14 27.00 6.000		IP WLS BF H R ER SO BB IBB HBP BLK WP HR S P ERA WHIP	1.0 5 1 1 1 0 0 0 0 0 0 0 0 1 14 19 9.00 1.000										

Cleveland Indians @ Texas Rangers
 Surprise Stadium, Surprise, AZ
 Wed Mar 15, 2017, 4:07 PM - 7:46 PM EDT
 Att: 6,567 - Partly Cloudy - 86 F

AB 39
 R 12
 H 16
 RBI 10
 BB 5
 SO 12
 LOB 30



Batter	1	2	3	4	5	6	7	8	9	AB	R	H	RBI	BB	SO	LOB	TOP							
11 Rajai Davis, R OBP: 0.281, SLG: 0.267 18 Chad Pinder, R OBP: 0.273, SLG: 0.500	0-3 K	0-0 1B					0-0 F9		0-3 K	3	0	1	0	0	1	0	Oakland Athletics @ Cleveland Indians Goodyear Ballpark, Goodyear, AZ Thu Mar 16 2017, 4:08 PM - 7:06 PM EDT Att: 6,314 - Sunny - 86 F							
1 Franklin Barreto, R OBP: 0.500, SLG: 0.690 82 Max Schrock, L OBP: 0.222, SLG: 0.333	2-1 HR	1-3 K				0-0 FC4-6 1B		0-0 F7	0-0 G4-3	4	1	2	1	0	1	2								
21 Stephen Vogt, L OBP: 0.294, SLG: 0.455 13 Bruce Maxwell, L OBP: 0.174, SLG: 0.227	0-0 2B		0-0 P6			0-0 FC4-6 25 HR		0-0 2B		3	1	1	0	0	0	1								
25 Ryon Healy, R OBP: 0.323, SLG: 0.714 12 J.P. Sportman, R OBP: 1.000, SLG: 1.000	0-0 G5-3		0-0 G5-3			3-2 HR		0-0 2B		3	1	1	2	0	0	1								
3 Trevor Plouffe, R OBP: 0.462, SLG: 0.696 26 Chris Parmelee, L OBP: 0.250, SLG: 0.450	0-0 G3-1		0-0 FC6-4 1B			0-0 G6-3		0-0 1B		3	0	1	0	0	0	1								
20 Mark Canha, R OBP: 0.321, SLG: 0.360 93 Tyler Marincov, R (6, 7)		0-3 K	0-0 FC6-4 1-2			0-0 F9		4-0 BB		3	0	0	0	0	1	1								
28 Matt Olson, L (1, 10) 29 Matt McBride, R (6, PH) (8, 10)	0-0 G3-1			0-3 K		0-0 1B		0-0 F7		3	0	1	0	0	0	1								
16 Adam Rosales, R (1, 6) 57 Alejandro De Aza, L OBP: 0.250, SLG: 0.391	2-1 HR			0-3 K		0-0 K		0-0 G4-6-3		3	1	1	1	0	2	1								
37 Jaff Decker, L OBP: 0.423, SLG: 0.500 47 Matt Chapman, R (6, PH) (6, 5)	0-0 2B			0-0 F9		0-3 K		0-3 K		2	0	1	0	0	0	0								
Inning Stats	R: 1 E: 0 K: 1 S: 8	H: 2 LOB: 1 BB: 0 P: 10	R: 1 E: 0 K: 2 S: 11	H: 3 LOB: 2 BB: 0 P: 14	R: 0 E: 0 K: 0 S: 4	H: 1 LOB: 1 BB: 0 P: 4	R: 0 E: 0 K: 2 S: 7	H: 0 LOB: 0 BB: 0 P: 7	R: 2 E: 0 K: 0 S: 7	H: 2 LOB: 1 BB: 0 P: 10	R: 0 E: 0 K: 2 S: 5	H: 1 LOB: 1 BB: 0 P: 8	R: 1 E: 0 K: 0 S: 5	H: 2 LOB: 1 BB: 0 P: 5	R: 0 E: 0 K: 0 S: 2	H: 0 LOB: 0 BB: 1 P: 6		R: 0 E: 0 K: 2 S: 7	H: 0 LOB: 0 BB: 0 P: 7	1B: 5 2B: 3 3B: 0 HR: 3	SF: 0 SAC: 0 DP: 1 HBP: 0	WP: 0 PB: 0 SB: 1 CS: 0	PA: 38	
PITCHER	IP WLS BF H R ER SO BB IBB HBP BLK WP HR S P ERA WHIP	2.0 W 11 5 2 2 3 0 0 0 0 0 2 19 24 9.00 2.500	1.1 H 4 1 0 0 0 0 0 0 0 0 0 4 4 0.00 1.000	1.1 H 4 0 0 0 2 0 0 0 0 0 0 8 8 0.00 0.000	1.1 H 6 2 1 1 1 0 0 0 0 0 0 8 8 6.75 1.500	1.0 H 3 0 0 0 0 1 0 0 0 0 4 4 0.00 1.000	1.0 S 3 0 0 0 2 0 0 0 0 0 0 7 7 0.00 0.000	PITCHER	IP WLS BF H R ER SO BB IBB HBP BLK WP HR S P ERA WHIP	1.0 H 3 0 0 0 0 1 0 0 0 0 2 6 6 0.00 1.000	1.0 S 3 0 0 0 2 0 0 0 0 0 0 7 7 0.00 0.000													

AB	37
R	5
H	11
RBI	5
BB	1
SO	9
LOB	11



Batter	1	2	3	4	5	6	7	8	9	AB	R	H	RBI	BB	SO	LOB	BOTTOM						
7 Yan Gomes, R OBP: 0.481, SLG: 0.696 44 Willy Mo Peña, R OBP: 0.500, SLG: 0.857	4-0 2B			4-0 2B		0-0 G6-3		0-3 K		1	2	0	0	2	0	0	Oakland Athletics @ Cleveland Indians Goodyear Ballpark, Goodyear, AZ Thu Mar 16 2017, 4:08 PM - 7:06 PM EDT Att: 6,314 - Sunny - 86 F						
26 Austin Jackson, R OBP: 0.287, SLG: 0.667 99 Daniel Robertson, R OBP: 0.442, SLG: 0.444	0-0 BB		0-0 E6	0-0 2B		0-0 FC6-4 1B				3	1	2	3	0	0	0							
8 Lonnie Chisenhall, L OBP: 0.333, SLG: 0.454 54 Taylor Murphy, L OBP: 0.500, SLG: 0.500	0-0 F8		0-0 F7	0-0 F7		0-3 K		0-3 K		3	0	0	0	0	3	3							
10 Edwin Encarnación, R OBP: 0.375, SLG: 0.435 13 Chris Colabello, R OBP: 0.481, SLG: 0.571	0-3 K		0-3 K		0-0 G3-1 45	0-3 K		0-3 K		3	0	1	0	0	2	2							
35 Abraham Almonte, S (1, 7) 53 Adam Moore, R OBP: 0.375, SLG: 0.600	0-0 2B		0-0 G4-3		0-0 G3-1	0-0 FC6-4		0-0 FC6-4		3	1	1	1	0	0	2							
45 Erik Kratz, R OBP: 0.282, SLG: 0.522 70 Greg Allen, S OBP: 0.341, SLG: 0.333	0-0 1B			0-3 K	0-0 FC4-2-5-1	0-0 K		0-0 79 2B 39 G1-3		3	0	1	1	0	1	2							
4 Richie Shaffer, R OBP: 0.311, SLG: 0.561 39 Gio Urshela, R OBP: 0.412, SLG: 0.667	0-0 L6			0-0 2B	0-3 K	0-0 K		0-0 G1-3		3	1	1	0	0	1	2							
1 Michael Martinez, S OBP: 0.424, SLG: 0.636 79 Ronny Rodríguez, R OBP: 0.273, SLG: 0.452		0-0 F8		0-0 2B	0-0 FC5-4 1B	0-0 1B		0-0 2B		3	0	2	1	0	0	0							
77 Eric Stamets, R OBP: 0.258, SLG: 0.464 9 Erik González, R OBP: 0.324, SLG: 0.500		0-0 G6-3		0-0 FC5-4 7 BB 26 2B	0-0 K	0-0 K		0-0 1B		3	1	0	0	0	1	2							
Inning Stats	R: 3 E: 0 K: 1 S: 8	H: 3 LOB: 1 BB: 1 P: 12	R: 0 E: 0 K: 0 S: 3	H: 0 LOB: 0 BB: 0 P: 3	R: 0 E: 1 K: 1 S: 6	H: 0 LOB: 1 BB: 0 P: 6	R: 3 E: 0 K: 1 S: 8	H: 3 LOB: 1 BB: 1 P: 12	R: 0 E: 0 K: 1 S: 5	H: 1 LOB: 0 BB: 0 P: 6	R: 0 E: 0 K: 2 S: 8	H: 1 LOB: 1 BB: 0 P: 8	R: 0 E: 0 K: 1 S: 7	H: 3 LOB: 2 BB: 0 P: 7	R: 0 E: 0 K: 1 S: 7	H: 0 LOB: 0 BB: 0 P: 7		1B: 6 2B: 6 3B: 0 HR: 0	SF: 0 SAC: 0 DP: 0 HBP: 0	WP: 0 PB: 0 SB: 0 CS: 1	PA: 37		
PITCHER	IP WLS BF H R ER SO BB IBB HBP BLK WP HR S P ERA WHIP	3.2 L 19 5 6 6 3 2 0 0 0 0 0 23 31 14.73 1.909	1.1 6 2 0 0 1 0 0 0 0 0 0 0 8 8 0.00 1.500	2.0 7 2 0 0 3 0 0 0 0 0 0 0 13 14 0.00 1.000	1.0 5 3 0 0 1 0 0 0 0 0 0 0 7 7 0.00 3.000																		

AB	35
R	6
H	12
RBI	6
BB	2
SO	8
LOB	19



Batter	1	2	3	4	5	6	7	8	9	AB	R	H	RBI	BB	SO	LOB	TOP										
6 Billy Hamilton, S OBP: 0.286, SLG: 0.250 27 Desmond Jennings, R OBP: 0.333, SLG: 0.400	4-0 7 S 19 S 1B BB	0-3 K			0-0 P6		0-0 63 SF7 3B		0-3 K	2	1	0	0	1	1	1											
9 José Peraza, R OBP: 0.317, SLG: 0.390 63 Hernan Irizarren, L OBP: 0.353, SLG: 0.323	0-0 F8		0-0 G3			0-3 K	0-0 SF7			3	0	0	0	0	1	1											
19 Joey Votto, L OBP: 0.290, SLG: 0.200 83 Christian Walker, R OBP: 0.219, SLG: 0.355	4-1 7 1B 43 2B BB		0-0 F7			0-0 G3				2	1	0	0	1	0	0											
23 Adam Duvall, R OBP: 0.294, SLG: 0.484 33 Jesse Winker, L OBP: 0.308, SLG: 0.382	0-3 K		0-3 K			0-0 G5-3			0-0 E3	3	0	0	0	0	2	2											
7 Eugenio Suárez, R OBP: 0.364, SLG: 0.567 3 Patrick Kivlehan, R OBP: 0.417, SLG: 0.618	0-1 43 2B 1B		0-3 K			0-0 17 1B 80 2B			0-3 K	2	0	1	1	0	1	0											
43 Scott Schebler, L OBP: 0.289, SLG: 0.424 17 Ryan Raburn, R OBP: 0.304, SLG: 0.524	0-0 1H 2B		0-3 K			0-0 80 2B 1B			0-0 L7	2	0	1	1	0	1	0											
16 Tucker Barnhart, L OBP: 0.226, SLG: 0.136 80 Chad Wallach, R OBP: 0.333, SLG: 0.368		0-0 G3			0-0 G3-1		0-0 79 2B 2B		0-3 K	2	0	0	0	0	0	0											
30 Arismendy Alcántara, S OBP: 0.231, SLG: 0.459 90 Zach Viscni, R OBP: 0.242, SLG: 0.323			0-0 29 S 1B			0-0 F7			0-0 F9	2	0	1	0	0	0	0											
29 Brandon Finnegan, L OBP: 0.226, SLG: 0.136 53 Wandy Peralta, L OBP: 0.226, SLG: 0.136 79 Sebastián Elizalde, L OBP: 0.226, SLG: 0.136 48 Barrett Astin, R OBP: 0.226, SLG: 0.136 71 Phillip Ervin, R OBP: 0.226, SLG: 0.136 65 Lucas Luetge, L OBP: 0.226, SLG: 0.136		0-3 K				0-0 G3			0-3 K	2	0	0	0	0	1	1											
Inning Stats	R: 2 E: 0 K: 1 S: 8	H: 2 LOB: 2 BB: 2 P: 16	R: 0 E: 0 K: 2 S: 8	H: 1 LOB: 1 BB: 0 P: 8	R: 0 E: 0 K: 1 S: 5	H: 0 LOB: 0 BB: 0 P: 5	R: 0 E: 0 K: 2 S: 7	H: 0 LOB: 0 BB: 0 P: 7	R: 0 E: 0 K: 0 S: 3	H: 0 LOB: 0 BB: 0 P: 3	R: 0 E: 0 K: 1 S: 5	H: 0 LOB: 0 BB: 0 P: 5	R: 5 E: 0 K: 1 S: 10	H: 5 LOB: 0 BB: 0 P: 10	R: 0 E: 1 K: 2 S: 8	H: 0 LOB: 1 BB: 0 P: 8	R: 0 E: 0 K: 2 S: 7	H: 0 LOB: 0 BB: 0 P: 7	1B: 3 2B: 4 3B: 1 HR: 0	SF: 1 SAC: 0 DP: 0 HBP: 0	WP: 0 PB: 0 SB: 3 CS: 0	PA: 37					
PITCHER	IP	WLS	BF	H	R	ER	SO	BB	IBB	HBP	BLK	WP	HR	S	P	ERA	WHIP										
28 Corey Kluber, R ERA: 7.94	5.0		19	3	2	2	6	2	0	0	0	0	0	31	39	3.60	1.000										
62 Nick Goody, R ERA: 1.5	1.0	H	3	0	0	0	1	0	0	0	0	0	0	5	5	0.00	0.000										
80 Josh Martin, R ERA: 11.57	1.0	L	8	5	5	5	1	0	0	0	0	0	0	10	10	45.00	5.000										
83 Travis Banwart, R ERA: 6.0	2.0		7	0	0	0	4	0	0	0	0	0	0	15	15	0.00	0.000										

Cincinnati Reds @ Cleveland Indians
Goodyear Ballpark, Goodyear, AZ
Fri Mar 17 2017, 9:10 PM - 11:54 PM EDT
Att: 8,394 - Clear - 91 F

AB	34
R	7
H	8
RBI	7
BB	2
SO	12
LOB	9



Batter	1	2	3	4	5	6	7	8	9	AB	R	H	RBI	BB	SO	LOB	BOTTOM										
26 Austin Jackson, R OBP: 0.333, SLG: 0.667 23 Jordan Smith, L OBP: 0.250, SLG: 0.182	0-0 7 2B 1B	0-0 SAFE CS	0-0 G4-3	0-0 1B			0-0 G1-3		1-0 G4-3	3	1	2	1	0	0	0											
78 Bradley Zimmer, L OBP: 0.413, SLG: 0.628 69 Ka'ai Tom, L	0-0 F7		0-0 72 BB 7 S	0-0 G4-3			0-0 1B			4	0	2	0	0	0	2											
7 Yan Gomes, R OBP: 0.467, SLG: 0.692 53 Adam Moore, R OBP: 0.353, SLG: 0.563	0-0 72 1B 2B		0-3 K			0-0 G5-3			0-3 K	3	1	1	1	0	1	1											
10 Edwin Encarnación, R OBP: 0.370, SLG: 0.400 48 Bobby Bradley, L OBP: 0.200, SLG: 0.200	0-3 K		4-0 72 BB BB			0-3 K			0-0 G3	2	0	0	0	1	2	1											
72 Yandy Díaz, R OBP: 0.550, SLG: 0.462 7 Joe Sever, R	0-0 39 FC5-4 1B		4-0 BB			0-0 F8			0-3 K	2	0	1	1	1	0	0											
39 Gio Urshela, R OBP: 0.333, SLG: 0.526	0-0 FC5-4		0-0 P4			0-0 F8			0-3 K	4	0	0	0	0	1	4											
4 Richie Shaffer, R OBP: 0.313, SLG: 0.588 61 Connor Marabell, L OBP: 0.167, SLG: 0.167		0-3 K			0-0 79 G5-3 26 1B 2B		0-3 K		0-0 G3	3	1	1	0	0	2	0											
9 Erik González, R OBP: 0.324, SLG: 0.472 4 Ivan Castillo, S		4-0 26 CS BB			0-3 K		0-0 F8		4-0 23 DI BB	2	0	0	0	1	1	1											
79 Ronny Rodríguez, R OBP: 0.250, SLG: 0.412 22 Todd Hankins, R		0-3 K			0-0 G5-3		0-3 K		0-3 K	3	0	0	0	0	2	2											
Inning Stats	R: 2 E: 0 K: 1 S: 8	H: 3 LOB: 1 BB: 0 P: 8	R: 0 E: 0 K: 2 S: 6	H: 0 LOB: 0 BB: 1 P: 10	R: 0 E: 0 K: 1 S: 6	H: 1 LOB: 3 BB: 2 P: 14	R: 1 E: 0 K: 1 S: 7	H: 2 LOB: 1 BB: 0 P: 7	R: 0 E: 0 K: 1 S: 5	H: 0 LOB: 0 BB: 0 P: 5	R: 0 E: 0 K: 2 S: 8	H: 0 LOB: 0 BB: 0 P: 8	R: 0 E: 0 K: 2 S: 7	H: 0 LOB: 0 BB: 0 P: 7	R: 0 E: 0 K: 1 S: 5	H: 0 LOB: 1 BB: 1 P: 10	1B: 5 2B: 2 3B: 0 HR: 0	SF: 0 SAC: 0 DP: 0 HBP: 0	WP: 0 PB: 0 SB: 1 CS: 1	PA: 38							
PITCHER	IP	WLS	BF	H	R	ER	SO	BB	IBB	HBP	BLK	WP	HR	S	P	ERA	WHIP										
29 Brandon Finnegan, L ERA: 7.94	4.0		20	6	3	3	5	3	0	0	0	0	0	27	39	6.75	2.250										
53 Wandy Peralta, L ERA: 4.7	2.0	W	6	0	0	0	2	0	0	0	0	0	0	10	10	0.00	0.000										
48 Barrett Astin, R ERA: 1.35	2.0	H	7	1	0	0	4	0	0	0	0	0	0	15	15	0.00	0.500										
65 Lucas Luetge, L ERA: 2.57	1.0		4	0	0	0	1	1	0	0	0	0	0	5	10	0.00	1.000										

Cincinnati Reds @ Cleveland Indians
Goodyear Ballpark, Goodyear, AZ
Fri Mar 17 2017, 9:10 PM - 11:54 PM EDT
Att: 8,394 - Clear - 91 F


AB	33
R	3
H	7
RBI	3
BB	4
SO	12
LOB	14



Batter	1	2	3	4	5	6	7	8	9	AB	R	H	RBI	BB	SO	LOB	TOP										
6 Brandon Guyer, R (1, 8) OBP: 0.350, SLG: 0.471 2 Dorssys Paulino, R (8, 9) OBP: 0.429, SLG: 0.333	G1-3		K			G1-3		G6-3		4	0	0	0	0	0	1											
11 José Ramirez, S (1, 5) OBP: 0.399, SLG: 0.594 64 Yonathan Mendoza, S (8, 5)	L7		K			35 WP 1B		G6-3		4	0	1	0	0	0	1											
8 Lonnie Chisenhall, L (1, 10) OBP: 0.324, SLG: 0.531	HR		F8			1 SAFE		F9		4	1	1	1	0	0	1											
35 Abraham Almonte, S (1, 9) OBP: 0.400, SLG: 0.500 70 Greg Allen, S (8, 9) OBP: 0.333, SLG: 0.325	HR				G3-1			L4		3	1	1	1	0	1	1											
13 Chris Colabello, R (1, 3) OBP: 0.433, SLG: 0.500 36 Daniel Salters, L (7, 2)	K				G4-3			K		3	0	0	0	0	2	0											
45 Erik Kratz, R (1, 2) OBP: 0.296, SLG: 0.615 44 Willy Mo Peña, R (7, PR) OBP: 0.500, SLG: 0.857	HR				G5-3			K 99 G5-4-3		3	1	1	1	0	1	0											
99 Daniel Robertson, R (1, 7) OBP: 0.473, SLG: 0.410 54 Taylor Murphy, L (7, 7) OBP: 0.500, SLG: 0.500	G6-3				K			G5-4-3 1-2		3	0	0	0	0	1	1											
1 Michael Martinez, S (1, 4) OBP: 0.389, SLG: 0.583 4 Will Castro, S (8, 4) OBP: 0.250, SLG: 0.500	G4-3				G4-3			G3-1		3	0	0	0	0	0	0											
77 Eric Stamets, R (1, 6) OBP: 0.242, SLG: 0.433 8 Yu Chang, R (8, PH) OBP: 0.182, SLG: 0.200	P4				P3			2B		2	0	0	0	0	0	0											
										1	0	1	0	0	0	0											
Inning Stats	R: 2 E: 0 K: 7 S: 7	H: 2 LOB: 0 BB: 0 P: 8	R: 1 E: 0 K: 0 S: 4	H: 1 LOB: 0 BB: 0 P: 4	R: 0 E: 0 K: 2 S: 7	H: 0 LOB: 0 BB: 0 P: 7	R: 0 E: 0 K: 0 S: 3	H: 0 LOB: 0 BB: 0 P: 3	R: 0 E: 0 K: 1 S: 5	H: 1 LOB: 1 BB: 0 P: 5	R: 0 E: 0 K: 2 S: 7	H: 0 LOB: 1 BB: 0 P: 7	R: 0 E: 0 K: 0 S: 4	H: 1 LOB: 1 BB: 0 P: 4	R: 0 E: 0 K: 1 S: 5	H: 0 LOB: 0 BB: 0 P: 5	1B: 1 2B: 1 3B: 0 HR: 3	SF: 0 SAC: 0 DP: 1 HBP: 0	WP: 2 PB: 0 SB: 0 CS: 0	PA: 32							
PITCHER	IP	WLS	BF	H	R	ER	SO	BB	IBB	HBP	BLK	WP	HR	S	P	ERA	WHIP										
64 A.J. Griffin, R (1, 1) ERA: 6.48	5.0	L	18	3	3	3	4	0	0	0	0	0	3	26	27	5.40	0.600										
53 Tyler Wagner, R (6, 1) ERA: 6.75	3.0		11	2	0	0	3	0	0	0	0	2	0	16	16	0.00	0.667										
62 José Leclerc, R (9, 1) ERA: 6.75	1.0		3	0	0	0	1	0	0	0	0	0	0	5	5	0.00	0.000										

Cleveland Indians @ Texas Rangers
Alamodome, San Antonio, TX
Fri Mar 17 2017, 8:05 PM - 10:56 PM EDT
Att: 21,252 - Dome - 72 F


AB 32
R 3
H 5
RBI 3
BB 0
SO 8
LOB 5



Batter	1	2	3	4	5	6	7	8	9	AB	R	H	RBI	BB	SO	LOB	BOTTOM										
3 Delino DeShields, R (1, 10) OBP: 0.400, SLG: 0.273	K		30 2B			1-2 BB				1	1	0	0	3	1	0											
30 Nomar Mazara, L (1, 9) OBP: 0.273, SLG: 0.419 93 Matt Lipka, R (7, 9)	K		5 WP 1-H 5 2B			2-2 BB		P3		3	1	1	1	0	1	2											
5 Mike Napoli, R (1, 3) OBP: 0.333, SLG: 0.481 95 Juremi Profar, R (7, 3) OBP: 0.375, SLG: 0.750	G5-3		15 WP 2-H 2B					P4		3	0	1	1	0	0	0											
15 Will Middlebrooks, R (1, 5) OBP: 0.263, SLG: 0.447 98 Ishai Kner-Falela, R (7, 5) OBP: 0.429, SLG: 0.833	G5-3		2-3 K					K		3	0	0	0	0	2	1											
31 Jared Hoying, L (1, 8) OBP: 0.324, SLG: 0.467 81 Jose Cardona, R (7, 8)	1B					F7		G4-3		3	0	2	0	0	0	0											
70 César Puello, R (1, 7) OBP: 0.158, SLG: 0.316 94 Scott Heineman, R (7, 7) OBP: 0.333, SLG: 0.357	K					G1-3		F9		3	0	0	0	0	1	2											
71 Jose Trevino, R (1, 2) OBP: 0.250, SLG: 0.273 38 Steven Lerud, L (7, 2) OBP: 0.364, SLG: 0.222	K					K2-3		K		2	0	0	0	0	2	1											
63 Doug Bernier, R (1, 6) OBP: 0.243, SLG: 0.206 99 Michael De León, S (8, 6) OBP: 0.125, SLG: 0.125	K					K		FC6-4 99 FC4-6		2	0	0	0	0	2	1											
93 Josh Morgan, R (1, 4) OBP: 0.250, SLG: 0.182	K					30 L6-4 3 BB		K		2	0	0	0	0	1	1											
										4	0	2	0	0	1	1											
Inning Stats	R: 0 E: 0 K: 2 S: 7	H: 0 LOB: 0 BB: 0 P: 7	R: 0 E: 0 K: 2 S: 8	H: 1 LOB: 1 BB: 0 P: 8	R: 2 E: 0 K: 3 S: 10	H: 2 LOB: 1 BB: 1 P: 14	R: 0 E: 0 K: 1 S: 5	H: 0 LOB: 0 BB: 0 P: 5	R: 0 E: 0 K: 1 S: 5	H: 1 LOB: 1 BB: 1 P: 9	R: 0 E: 0 K: 1 S: 6	H: 1 LOB: 1 BB: 0 P: 6	R: 0 E: 0 K: 2 S: 8	H: 1 LOB: 2 BB: 1 P: 12	R: 0 E: 0 K: 2 S: 7	H: 0 LOB: 0 BB: 0 P: 7	R: 0 E: 0 K: 0 S: 4	H: 1 LOB: 1 BB: 0 P: 4	1B: 5 2B: 3 3B: 0 HR: 0	SF: 0 SAC: 0 DP: 1 HBP: 0	WP: 2 PB: 0 SB: 0 CS: 0	PA: 36					
PITCHER	IP	WLS	BF	H	R	ER	SO	BB	IBB	HBP	BLK	WP	HR	S	P	ERA	WHIP										
31 Danny Salazar, R (1, 1) ERA: 2.93	5.0	W	20	4	2	2	9	2	0	0	0	0	0	35	43	3.60	1.200										
48 Boone Logan, L (6, 1) ERA: 8.44	1.0	H	4	1	0	0	1	0	0	0	0	0	0	6	6	0.00	1.000										
51 Shawn Armstrong, R (7, 1) ERA: 8.44	1.0	H	5	1	0	0	2	1	0	0	0	0	0	8	12	0.00	2.000										
76 Adam Plutko, R (8, 1) ERA: 1.13	2.0	S	7	1	0	0	2	0	0	0	0	0	0	11	11	0.00	0.500										

Cleveland Indians @ Texas Rangers
Alamodome, San Antonio, TX
Fri Mar 17 2017, 8:05 PM - 10:56 PM EDT
Att: 21,252 - Dome - 72 F

AB 33
R 2
H 7
RBI 2
BB 3
SO 14
LOB 11



Batter	1	2	3	4	5	6	7	8	9	10	AB	R	H	RBI	BB	SO	LOB	TOP								
9 Erik González, R OBP: 0.293, SLG: 0.425 51 Luke Wakamatsu, S (7, 6)	F8		F9		G1-3		F7	K			4	0	0	0	0	0	2									
22 Todd Hanks, R OBP: 0.250, SLG: 0.625 23 Jordan Smith, L OBP: 0.357, SLG: 0.250 (7, 7)	K		1B		HR		1B				3	1	2	1	0	1	0									
39 Gio Urshela, R OBP: 0.280, SLG: 0.435 49 Sam Haggerty, S (7, 5)	K		G5-3		G5-3		E6				4	0	0	0	0	1	3									
72 Yandy Díaz, R OBP: 0.500, SLG: 0.412 33 Mike Papi, L OBP: 0.444, SLG: 0.286 (9, 10)		G6-3			F9		F8				4	0	1	1	0	0	0									
4 Richie Shaffer, R OBP: 0.314, SLG: 0.617 63 Ulysses Cantu, R (7, 3)		K			HR		E5				3	1	1	1	0	1	0									
78 Bradley Zimmer, L OBP: 0.400, SLG: 0.587 4 Gabriel Mejia, R OBP: 1.000, SLG: 1.000 (8, 8)		BB			P5		K				3	0	0	0	1	1	1									
53 Adam Moore, R OBP: 0.350, SLG: 0.526 12 Eric Haase, R (7, 2)		F9			1B		G6-3				2	0	0	0	0	1	1									
79 Ronny Rodríguez, R OBP: 0.275, SLG: 0.421 1 Yhoxian Medina, R (8, 4)					L9		G1-3				4	0	2	0	0	0	1									
61 Connor Marabell, L OBP: 0.300, SLG: 0.222 (1, 9)					L8		1B				3	1	1	0	1	1	1									
Inning Stats	R: 0 E: 0 K: 2 S: 9	H: 0 LOB: 0 BB: 0 P: 13	R: 0 E: 0 K: 1 S: 10	H: 0 LOB: 1 BB: 1 P: 19	R: 0 E: 0 K: 1 S: 9	H: 2 LOB: 2 BB: 0 P: 14	R: 1 E: 0 K: 0 S: 6	H: 2 LOB: 1 BB: 0 P: 12	R: 1 E: 0 K: 0 S: 6	H: 1 LOB: 0 BB: 0 P: 9	R: 0 E: 1 K: 1 S: 8	H: 0 LOB: 1 BB: 0 P: 13	R: 2 E: 1 K: 1 S: 17	H: 3 LOB: 2 BB: 0 P: 25	R: 0 E: 0 K: 1 S: 13	H: 1 LOB: 2 BB: 1 P: 25	R: 0 E: 0 K: 0 S: 6	H: 0 LOB: 0 BB: 1 P: 11	R: 0 E: 0 K: 1 S: 12	H: 1 LOB: 1 BB: 0 P: 16	1B: 8 2B: 0 3B: 0 HR: 2	SF: 0 SAC: 0 DP: 1 HBP: 0	WP: 0 PB: 0 SB: 4 CS: 0	PA: 44		
PITCHER	IP 5.0	WLS 21	H 5	R 2	ER 2	SO 4	BB 1	IBB 0	HBP 0	BLK 0	WP 0	HR 2	S 40	P 67	ERA 3.60	WHIP 1.200										
34 Travis Wood, L ERA: 4.05 32 Chris Young, R ERA: 2.13 53 Peter Moylan, R ERA: 1.5	(1, 1) (6, 1) (10, 1)	4.0 19 4	1 4 1	0 2 0	0 3 0	1 3 1	0 2 0	0 0 0	0 0 0	0 0 0	0 0 0	0 44 12	74 74 16	0.00 0.00 0.00	1.500 1.500 1.000											

Cleveland Indians @ Kansas City Royals
 Surprise Stadium, Surprise, AZ
 Sat Mar 18 2017, 4:05 PM - 6:54 PM EDT
 Att: 7,446 - Sunny - 89 F

AB 41
 R 4
 H 10
 RBI 3
 BB 3
 SO 8
 LOB 18

C

Batter	1	2	3	4	5	6	7	8	9	10	AB	R	H	RBI	BB	SO	LOB	BOTTOM							
4 Alex Gordon, L OBP: 0.463, SLG: 0.568 14 Billy Burns, S OBP: 0.333, SLG: 0.467 (6, 7)	K		K		2B		BB				3	0	1	1	0	2	0								
8 Mike Moustakas, L OBP: 0.263, SLG: 0.429 0 Terrance Gore, R OBP: 0.308, SLG: 0.333 (7, 8)	L9		2B				BB				2	0	1	0	1	0	0								
6 Lorenzo Cain, R OBP: 0.375, SLG: 0.571 49 Garin Cecchini, L OBP: 0.150, SLG: 0.158 (7, 5)	G4-3		F7				1B				3	0	1	0	0	0	1								
16 Paulo Orlando, R OBP: 0.375, SLG: 0.500 81 Alfredo Escalera, R OBP: 0.375, SLG: 0.500 (6, 9)		P4			K		P3				2	0	0	0	0	1	0								
19 Cheslor Cuthbert, R OBP: 0.327, SLG: 0.310 (1, 10)		L9			P3		F9				5	0	1	0	0	0	1								
15 Whit Merrifield, R OBP: 0.372, SLG: 0.421 70 Corey Toups, R OBP: 0.375, SLG: 0.429 (6, 4)					G4-3		1B				2	1	1	0	0	0	0								
24 Christian Colón, R OBP: 0.382, SLG: 0.531 68 Humberto Arteaga, R OBP: 0.192, SLG: 0.250 (6, 6)		E7					1B				2	0	2	1	0	0	0								
66 Ryan O'Hearn, L OBP: 0.250, SLG: 0.423 25 Brayan Peña, S OBP: 0.381, SLG: 0.500 (8, 3)		K			FC4-6		1B				3	1	1	0	0	1	2								
9 Drew Butera, R OBP: 0.273, SLG: 0.444 7 Peter O'Brien, R OBP: 0.404, SLG: 0.854 (10, 2)					L8		F7				3	0	0	0	0	1	3								
Inning Stats	R: 0 E: 0 K: 1 S: 11	H: 0 LOB: 0 BB: 0 P: 17	R: 1 E: 1 K: 1 S: 12	H: 2 LOB: 1 BB: 0 P: 17	R: 0 E: 0 K: 1 S: 9	H: 1 LOB: 1 BB: 0 P: 10	R: 0 E: 0 K: 0 S: 7	H: 0 LOB: 0 BB: 0 P: 11	R: 1 E: 0 K: 0 S: 9	H: 2 LOB: 1 BB: 0 P: 17	R: 0 E: 0 K: 0 S: 6	H: 1 LOB: 1 BB: 1 P: 12	R: 1 E: 0 K: 3 S: 23	H: 3 LOB: 3 BB: 1 P: 30	R: 0 E: 0 K: 1 S: 12	H: 1 LOB: 1 BB: 0 P: 13	R: 1 E: 1 K: 1 S: 8	H: 1 LOB: 1 BB: 0 P: 10	R: 0 E: 0 K: 0 S: 4	H: 0 LOB: 0 BB: 0 P: 5	1B: 7 2B: 3 3B: 0 HR: 1	SF: 0 SAC: 0 DP: 0 HBP: 0	WP: 0 PB: 0 SB: 2 CS: 1	PA: 42	
PITCHER	IP 3.0	WLS 12	H 3	R 1	ER 1	SO 3	BB 0	IBB 0	HBP 0	BLK 0	WP 0	HR 0	S 32	P 44	ERA 3.00	WHIP 1.000									
74 Shawn Morimando, L ERA: 5.19 37 Cody Allen, R ERA: 7.2 27 Bryan Shaw, R ERA: 12.6 58 Carlos Frías, R ERA: 50 Steve Delabar, R ERA: 6.48	(1, 1) (4, 1) (5, 1) (6, 1) (7, 1)	1.0 3 4 4 7	0 0 2 1 3	0 0 1 0 1	1 0 0 0 1	3 1 0 0 3	0 0 0 0 1	0 0 0 0 0	0 0 0 0 0	0 0 0 0 0	0 0 0 0 0	0 0 0 0 0	0 1 8 4 5	10 10 10 10 5	0.00 9.00 9.00 0.00 9.00	1.000 1.000 2.000 2.000 4.000									
40 James Russell, L ERA: 3.38 50 Patrick McCoy, L ERA: 9.0 38 Dominic DeMasi, R ERA:	(6, 1) (9, 1) (10, 1)	1.0 1.0 1.0	0 B 3	0 5 0	0 1 0	0 1 0	0 0 0	0 0 0	0 0 0	0 0 0	0 0 0	0 0 0	0 0 0	0 0 0	0 0 0	0 0 0	0 0 0	0 0 0							

Cleveland Indians @ Kansas City Royals
 Surprise Stadium, Surprise, AZ
 Sat Mar 18 2017, 4:05 PM - 6:54 PM EDT
 Att: 7,446 - Sunny - 89 F

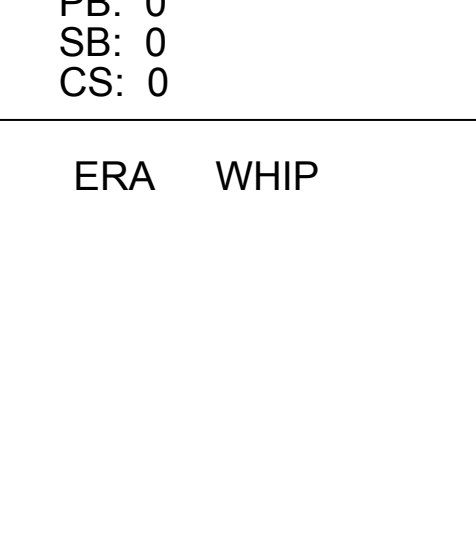
AB 40
 R 4
 H 11
 RBI 4
 BB 2
 SO 9
 LOB 15

Royals

Batter	1	2	3	4	5	6	7	8	9	AB	R	H	RBI	BB	SO	LOB	TOP				
6 Brandon Guyer, R (1.10) 2 Dorssys Paulino, R (6.10) 11 José Ramírez, S (1.4) 4 Willi Castro, S (4.4) 8 Lonnie Chisenhall, L (1.8) 69 Todd Isaacs, R (4.9) 35 Abraham Almonte, S (1.7) 54 Taylor Murphy, L (5.7) 13 Chris Colabello, R (1.3) 44 Willy Mo Peña, R (4.3) 99 Daniel Robertson, R (1.9) 70 Greg Allen, S (4.8) 1 Michael Martínez, S (1.5) 64 Yonathan Mendoza, S (5.5) 77 Eric Stamets, R (1.6) 8 Yu Chang, R (5.6) 9 Jeremy Lucas, R (1.2) 36 Daniel Salters, L (6.2)	F8 K K		11 2B 1B	BB BB	4-0 BB	0-0 2H 1B G6-3			L8 G3-1 K	2 0 1 1 1 0 0 2 0 1 1 0 0 0 3 0 1 0 0 1 3 2 0 0 0 0 0 1 3 0 0 0 0 2 5 2 0 0 0 0 2 0											
		F7		13 1B 99 1B 1B					G1-3 K K	3 1 1 0 0 1 0 1 0 0 0 0 0 0 2 0 2 0 0 0 0 2 0 1 0 0 1 0											
		1B		77 WP 1B 1B					G4-3 K	2 0 1 1 0 0 1 2 1 0 0 0 1 1											
		L7		77 WP 1B 77 E 1B					G4-3	1 1 0 0 2 0 1 1 0 0 0 0 0 0							AB 35 R 4 H 9 RBI 4 BB 3 SO 9 LOB 15				
		G6-3		9 HBP 6 BB 1-2 BB					G4-3	3 0 0 1 0 0 3 1 0 0 0 0 1 0											
				6 BB 1-2 2-3 HBP					K	2 1 1 0 0 0 0 1 0 0 0 0 0 0											
		G6-3		2 1B 2B					G4-3												
Inning Stats	R: 0 E: 0 K: 2 S: 8	H: 0 LOB: 0 BB: 0 P: 8	R: 0 E: 0 K: 0 S: 4	H: 1 LOB: 1 BB: 0 P: 4	R: 0 E: 0 K: 0 S: 5	H: 2 LOB: 2 BB: 0 P: 5	R: 3 E: 1 K: 1 S: 8	H: 3 LOB: 3 BB: 2 P: 18	R: 0 E: 0 K: 1 S: 6	H: 1 LOB: 3 BB: 1 P: 12	R: 0 E: 0 K: 1 S: 5	H: 0 LOB: 0 BB: 0 P: 5	R: 0 E: 0 K: 1 S: 5	H: 0 LOB: 0 BB: 0 P: 5	R: 0 E: 0 K: 1 S: 5	H: 0 LOB: 0 BB: 0 P: 5	1B: 6 2B: 3 3B: 0 HR: 0	SF: 0 SAC: 0 DP: 1 HBP: 1	WP: 2 PB: 0 SB: 0 CS: 0	PA: 39	
PITCHER	IP WLS BF H R ER SO BB IBB HBP BLK WP HR S P ERA WHIP	IP WLS BF H R ER SO BB IBB HBP BLK WP HR S P ERA WHIP	IP WLS BF H R ER SO BB IBB HBP BLK WP HR S P ERA WHIP	IP WLS BF H R ER SO BB IBB HBP BLK WP HR S P ERA WHIP	IP WLS BF H R ER SO BB IBB HBP BLK WP HR S P ERA WHIP	IP WLS BF H R ER SO BB IBB HBP BLK WP HR S P ERA WHIP	IP WLS BF H R ER SO BB IBB HBP BLK WP HR S P ERA WHIP	IP WLS BF H R ER SO BB IBB HBP BLK WP HR S P ERA WHIP	IP WLS BF H R ER SO BB IBB HBP BLK WP HR S P ERA WHIP	IP WLS BF H R ER SO BB IBB HBP BLK WP HR S P ERA WHIP	IP WLS BF H R ER SO BB IBB HBP BLK WP HR S P ERA WHIP	IP WLS BF H R ER SO BB IBB HBP BLK WP HR S P ERA WHIP	IP WLS BF H R ER SO BB IBB HBP BLK WP HR S P ERA WHIP	IP WLS BF H R ER SO BB IBB HBP BLK WP HR S P ERA WHIP	IP WLS BF H R ER SO BB IBB HBP BLK WP HR S P ERA WHIP	IP WLS BF H R ER SO BB IBB HBP BLK WP HR S P ERA WHIP	IP WLS BF H R ER SO BB IBB HBP BLK WP HR S P ERA WHIP	IP WLS BF H R ER SO BB IBB HBP BLK WP HR S P ERA WHIP	IP WLS BF H R ER SO BB IBB HBP BLK WP HR S P ERA WHIP	IP WLS BF H R ER SO BB IBB HBP BLK WP HR S P ERA WHIP	
36 Dillon Gee, R (1.1) 89 Shane McCain, L (4.1) 55 Allen Webster, R (5.1) 72 Brady Draggmire, R (7.1) 75 R.J. Alvarez, R (9.1)	F8	K		72 BB					P4 K	2 0 0 0 1 1 1 1 0 0 0 0 0 0 2 1 1 0 0 0 0 2 0 0 0 0 2 1											
	L8			5 15 1B 2B					K	1 0 0 0 1 0 1 1 0 0 0 0 1 0											
				G4-3					K	1 1 1 1 0 0 0 2 0 1 0 0 0 0											
		2-4		38 BB 70 HR BB					HR	1 1 1 1 1 0 0 2 0 1 0 0 0 0											
				38 BB 70 HR BB					G4-3	1 1 1 1 1 0 0 2 0 1 0 0 0 0											
		2-4		38 BB 70 HR BB					G4-3	2 1 0 0 1 0 2 1 0 0 0 0 0 0											
				38 BB 70 HR BB					G5-3	2 1 1 3 0 1 0 2 1 1 1 0 0 0											
				38 BB 70 HR BB					G5-3	1 0 0 0 1 1 0 1 0 0 0 0 0 0											
				38 BB 70 HR BB					G6-3	2 0 0 0 0 1 1 1 1 1 0 0 0 0											
				90 HR 1B					G6-3	2 0 0 0 0 1 1 1 1 1 0 0 0 0											
				90 HR 1B					G6-3	2 0 0 0 0 1 1 1 1 1 2 0 0 0											
				90 HR 1B					G6-3	1B: 3 2B: 1 3B: 0 HR: 4	SF: 0 SAC: 0 DP: 2 HBP: 0	WP: 0 PB: 0 SB: 0 CS: 0	PA: 33								
Inning Stats	R: 0 E: 0 K: 0 S: 2	H: 0 LOB: 1 BB: 1 P: 7	R: 3 E: 0 K: 3 S: 10	H: 1 LOB: 3 BB: 3 P: 22	R: 1 E: 0 K: 0 S: 4	H: 2 LOB: 0 BB: 0 P: 4	R: 0 E: 0 K: 2 S: 7	H: 0 LOB: 0 BB: 0 P: 7	R: 0 E: 0 K: 1 S: 4	H: 0 LOB: 1 BB: 1 P: 9	R: 0 E: 0 K: 1 S: 5	H: 1 LOB: 0 BB: 0 P: 5	R: 3 E: 0 K: 1 S: 8	H: 3 LOB: 3 BB: 0 P: 8	R: 1 E: 0 K: 0 S: 4	H: 1 LOB: 0 BB: 0 P: 4	1B: 3 2B: 1 3B: 0 HR: 4	SF: 0 SAC: 0 DP: 2 HBP: 0	WP: 0 PB: 0 SB: 0 CS: 0	PA: 33	
PITCHER	IP WLS BF H R ER SO BB IBB HBP BLK WP HR S P ERA WHIP	IP WLS BF H R ER SO BB IBB HBP BLK WP HR S P ERA WHIP	IP WLS BF H R ER SO BB IBB HBP BLK WP HR S P ERA WHIP	IP WLS BF H R ER SO BB IBB HBP BLK WP HR S P ERA WHIP	IP WLS BF H R ER SO BB IBB HBP BLK WP HR S P ERA WHIP	IP WLS BF H R ER SO BB IBB HBP BLK WP HR S P ERA WHIP	IP WLS BF H R ER SO BB IBB HBP BLK WP HR S P ERA WHIP	IP WLS BF H R ER SO BB IBB HBP BLK WP HR S P ERA WHIP	IP WLS BF H R ER SO BB IBB HBP BLK WP HR S P ERA WHIP	IP WLS BF H R ER SO BB IBB HBP BLK WP HR S P ERA WHIP	IP WLS BF H R ER SO BB IBB HBP BLK WP HR S P ERA WHIP	IP WLS BF H R ER SO BB IBB HBP BLK WP HR S P ERA WHIP	IP WLS BF H R ER SO BB IBB HBP BLK WP HR S P ERA WHIP	IP WLS BF H R ER SO BB IBB HBP BLK WP HR S P ERA WHIP	IP WLS BF H R ER SO BB IBB HBP BLK WP HR S P ERA WHIP	IP WLS BF H R ER SO BB IBB HBP BLK WP HR S P ERA WHIP	IP WLS BF H R ER SO BB IBB HBP BLK WP HR S P ERA WHIP	IP WLS BF H R ER SO BB IBB HBP BLK WP HR S P ERA WHIP	IP WLS BF H R ER SO BB IBB HBP BLK WP HR S P ERA WHIP	IP WLS BF H R ER SO BB IBB HBP BLK WP HR S P ERA WHIP	
52 Mike Clevinger, R (1.1) 57 Kyle Crockett, L (2.1) 54 Ryan Merritt, L (3.1) 49 Chris Narveson, L (6.1)	F8	K		72 BB					P4 K	2 0 0 0 1 1 1 1 0 0 0 0 0 0 2 1 1 0 0 0 0 2 0 0 0 0 2 1											
	L8			5 15 1B 2B					K	1 0 0 0 1 0 1 1 0 0 0 0 1 0											
				G4-3					K	1 1 1 1 0 0 0 2 0 1 0 0 0 0											
		2-4		38 BB 70 HR BB					HR	1 1 1 1 1 0 0 2 0 1 0 0 0 0											
				38 BB 70 HR BB					G4-3	1 1 1 1 1 0 0 2 0 1 0 0 0 0											
		2-4		38 BB 70 HR BB					G4-3	2 1 0 0 1 0 2 1 0 0 0 0 0 0											
				38 BB 70 HR BB					G5-3	2 1 1 3 0 1 0 2 1 1 1 0 0 0											
				38 BB 70 HR BB					G5-3	1 0 0 0 1 1 0 1 0 0 0 0 0 0											
				38 BB 70 HR BB					G6-3	2 0 0 0 0 1 1 1 1 1 0 0 0 0											
				90 HR 1B					G6-3	2 0 0 0 0 1 1 1 1 1 0 0 0 0											
				90 HR 1B					G6-3	2 0 0 0 0 1 1 1 1 1 2 0 0 0											
				90 HR 1B					G6-3	1B: 3 2B: 1 3B: 0 HR: 4	SF: 0 SAC: 0 DP: 2 HBP: 0	WP: 0 PB: 0 SB: 0 CS: 0	PA: 33								
Inning Stats	R: 0 E: 0 K: 0 S: 2	H: 0 LOB: 1 BB: 1 P: 7	R: 3 E: 0 K: 3 S: 10	H: 1 LOB: 3 BB: 3 P: 22	R: 1 E: 0 K: 0 S: 4	H: 2 LOB: 0 BB: 0 P: 4	R: 0 E: 0 K: 2 S: 7	H: 0 LOB: 0 BB: 0 P: 7	R: 0 E: 0 K: 1 S: 4	H: 0 LOB: 1 BB: 1 P: 9	R: 0 E: 0 K: 1 S: 5	H: 1 LOB: 0 BB: 0 P: 5	R: 3 E: 0 K: 1 S: 8	H: 3 LOB: 3 BB: 0 P: 8	R: 1 E: 0 K: 0 S: 4	H: 1 LOB: 0 BB: 0 P: 4	1B: 3 2B: 1 3B: 0 HR: 4	SF: 0 SAC: 0 DP: 2 HBP: 0	WP: 0 PB: 0 SB: 0 CS: 0	PA: 33	
PITCHER	IP WLS BF H R ER SO BB IBB HBP BLK WP HR S P ERA WHIP	IP WLS BF H R ER SO BB IBB HBP BLK WP HR S P ERA WHIP	IP WLS BF H R ER SO BB IBB HBP BLK WP HR S P ERA WHIP	IP WLS BF H R ER SO BB IBB HBP BLK WP HR S P ERA WHIP	IP WLS BF H R ER SO BB IBB HBP BLK WP HR S P ERA WHIP	IP WLS BF H R ER SO BB IBB HBP BLK WP HR S P ERA WHIP	IP WLS BF H R ER SO BB IBB HBP BLK WP HR S P ERA WHIP	IP WLS BF H R ER SO BB IBB HBP BLK WP HR S P ERA WHIP	IP WLS BF H R ER SO BB IBB HBP BLK WP HR S P ERA WHIP	IP WLS BF H R ER SO BB IBB HBP BLK WP HR S P ERA WHIP	IP WLS BF H R ER SO BB IBB HBP BLK WP HR S P ERA WHIP	IP WLS BF H R ER SO BB IBB HBP BLK WP HR S P ERA WHIP	IP WLS BF H R ER SO BB IBB HBP BLK WP HR S P ERA WHIP	IP WLS BF H R ER SO BB IBB HBP BLK WP HR S P ERA WHIP	IP WLS BF H R ER SO BB IBB HBP BLK WP HR S P ERA WHIP	IP WLS BF H R ER SO BB IBB HBP BLK WP HR S P ERA WHIP	IP WLS BF H R ER SO BB IBB HBP BLK WP HR S P ERA WHIP	IP WLS BF H R ER SO BB IBB HBP BLK WP HR S P ERA WHIP	IP WLS BF H R ER SO BB IBB HBP BLK WP HR S P ERA WHIP	IP WLS BF H R ER SO BB IBB HBP BLK WP HR S P ERA WHIP	IP WLS BF H R ER SO BB IBB HBP BLK WP HR S P ERA WHIP

Cleveland Indians @ Texas Rangers
Alamodome, San Antonio, TX
Sat Mar 18 2017, 3:06 PM - 5:52 PM EDT
Att: 28,674 - Dome - 72 F

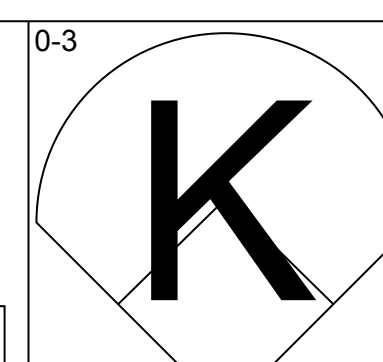
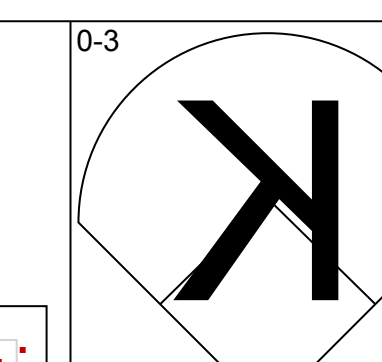
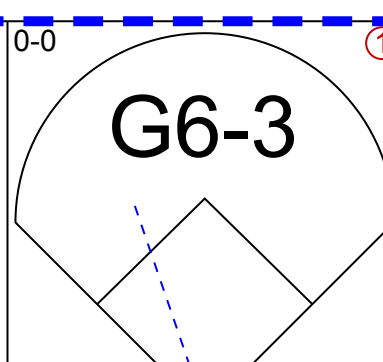
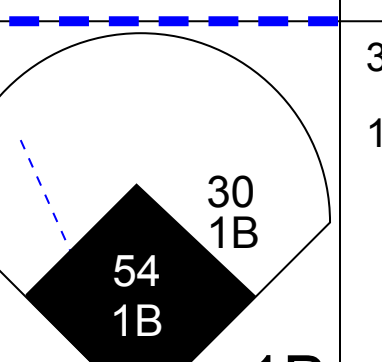
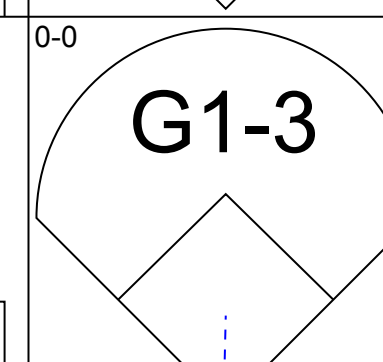
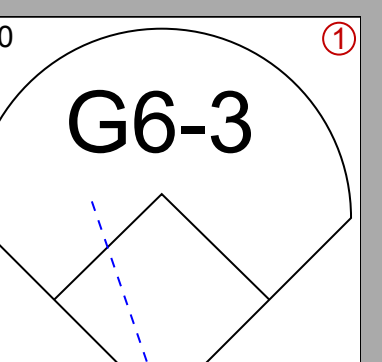
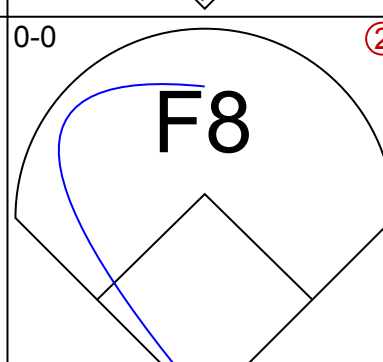
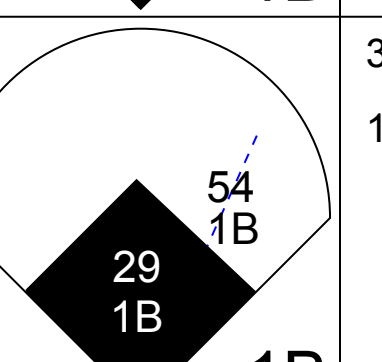
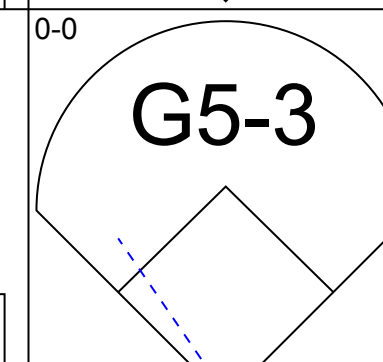
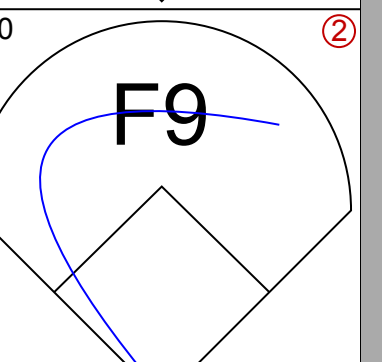
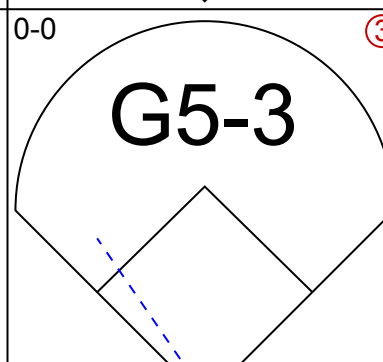
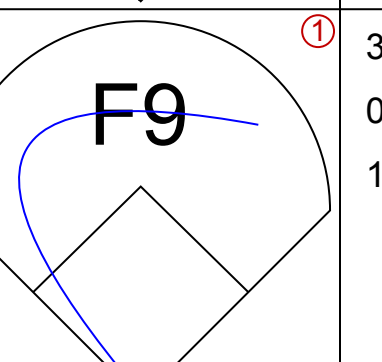
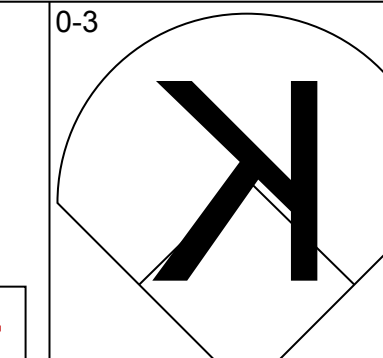
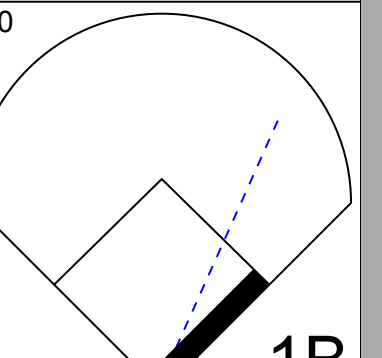
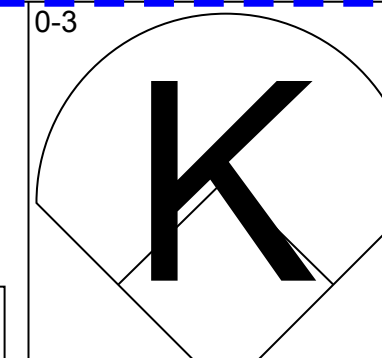
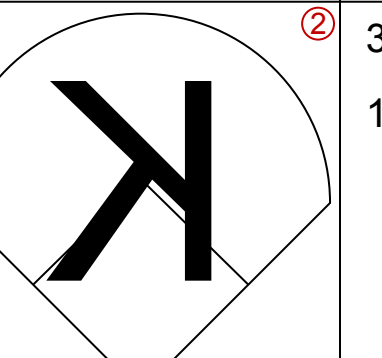
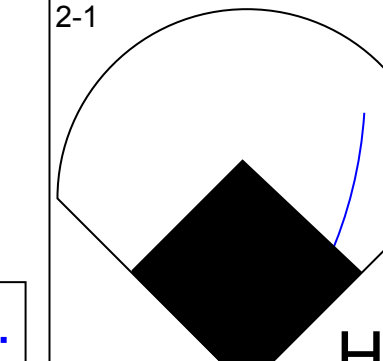
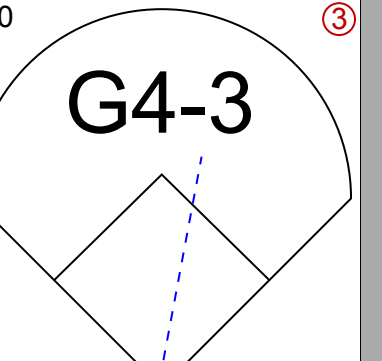
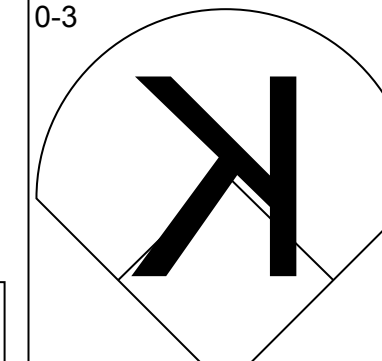
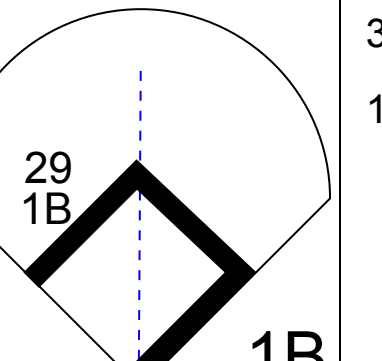
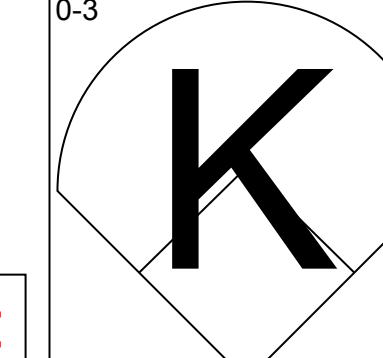
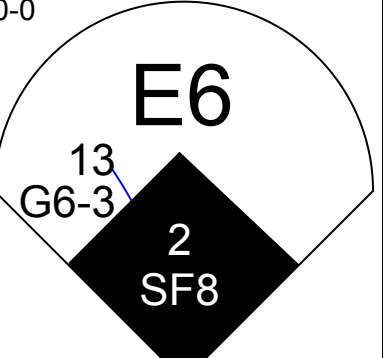
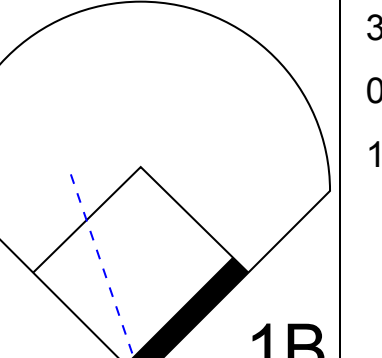
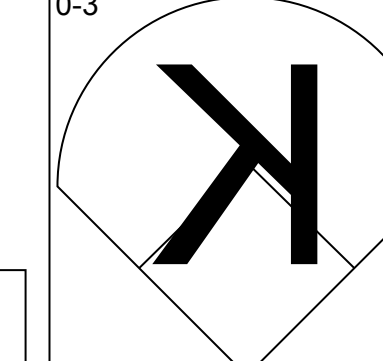
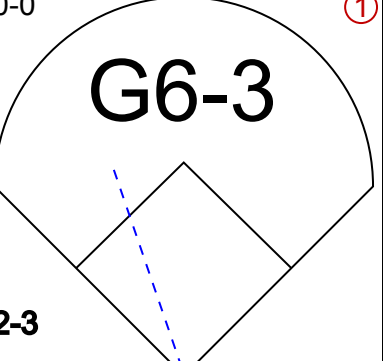
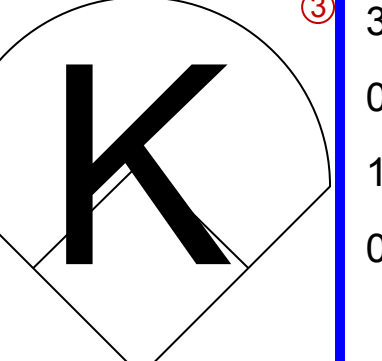
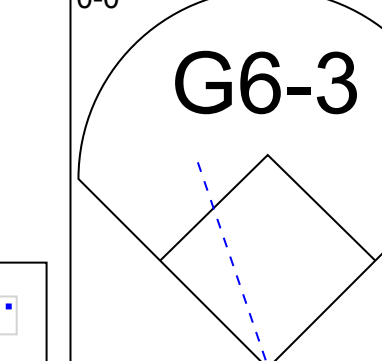
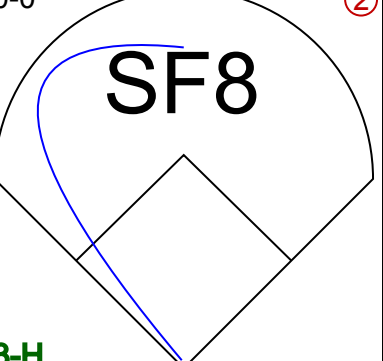
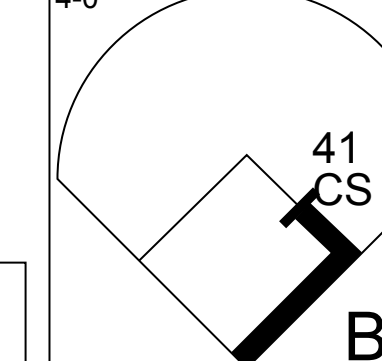
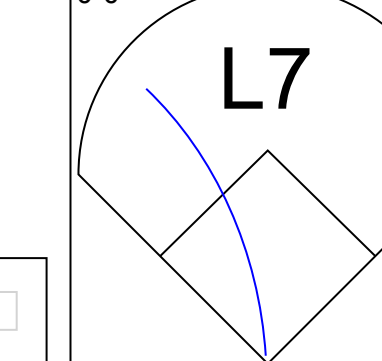
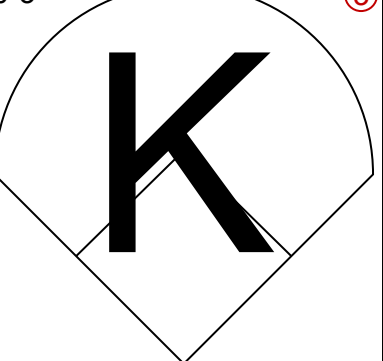
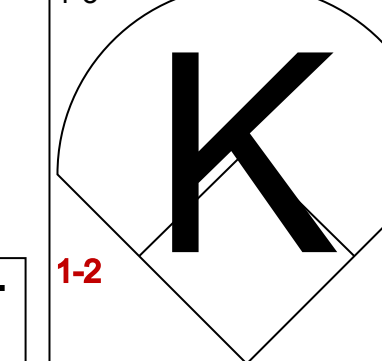
AB 35
R 4
H 9
RBI 4
BB 3
SO 9
LOB 15

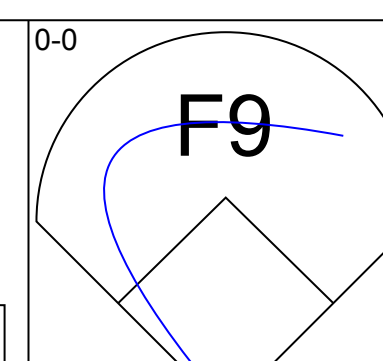
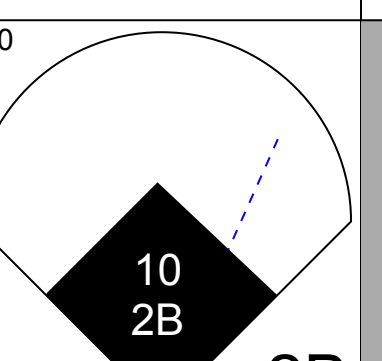
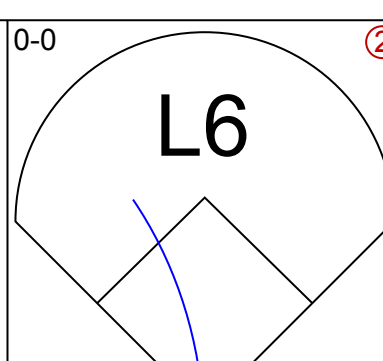
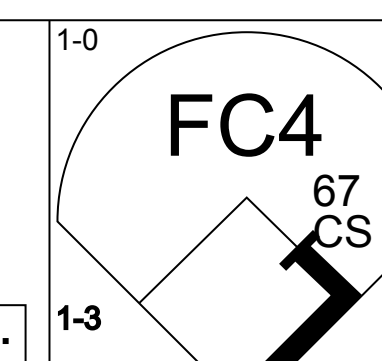
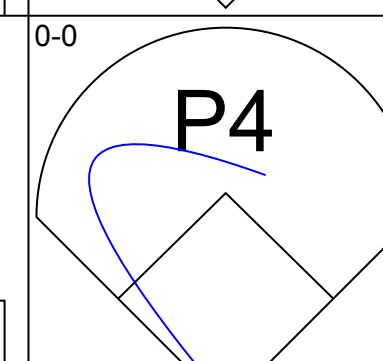
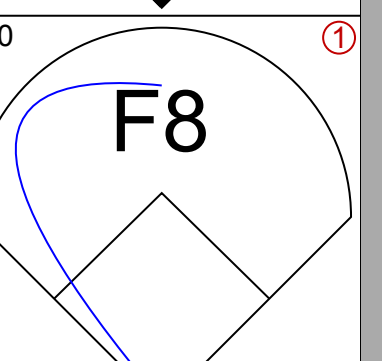
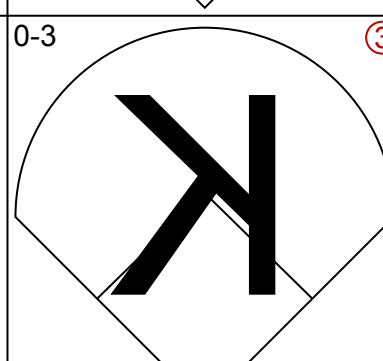
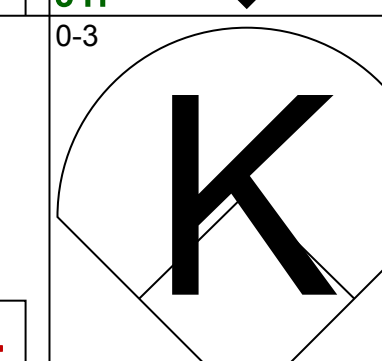
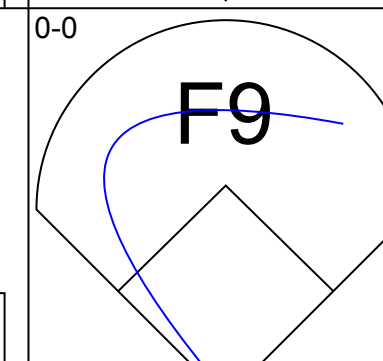
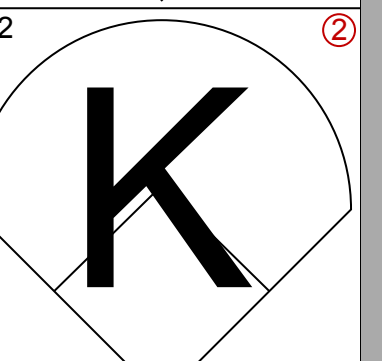
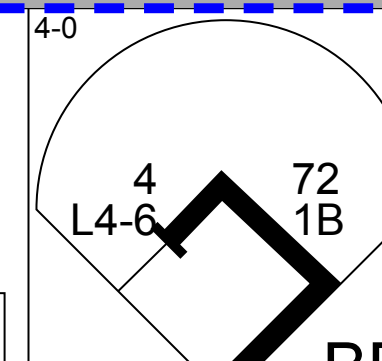
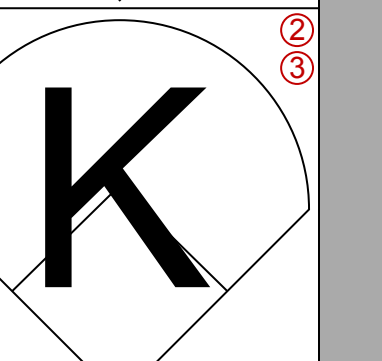
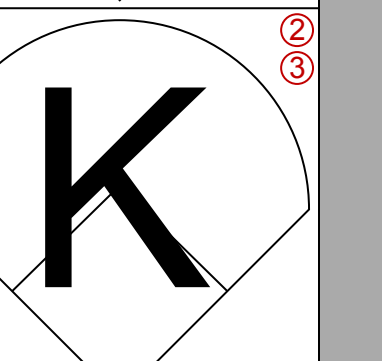
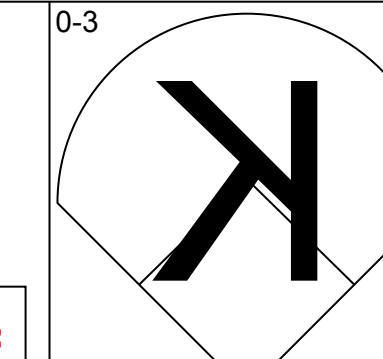
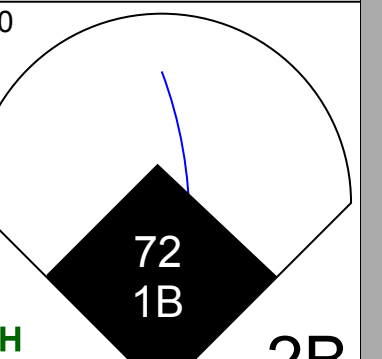

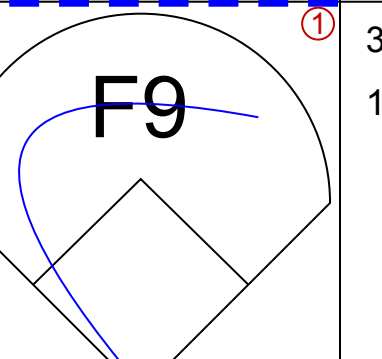
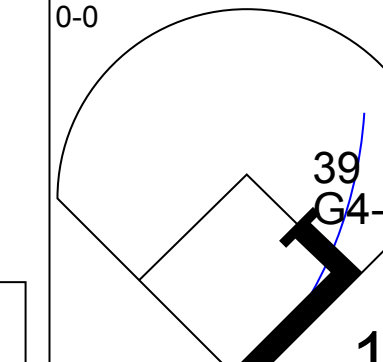
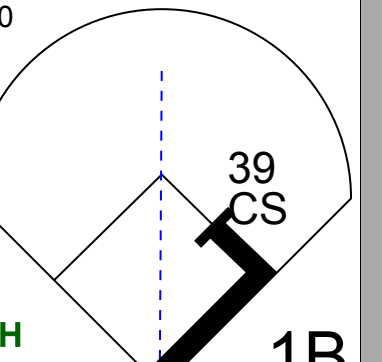
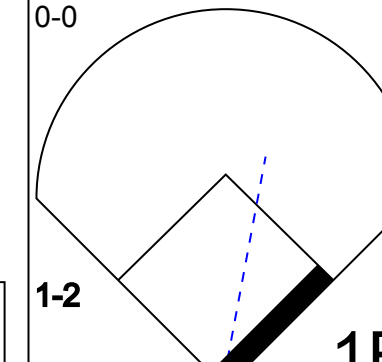
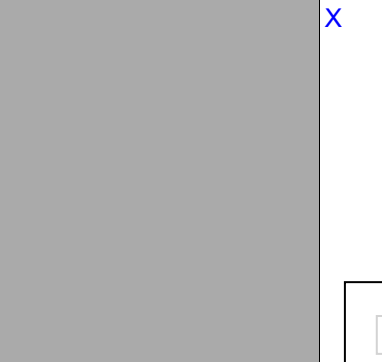
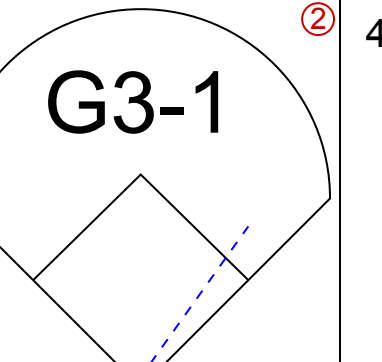
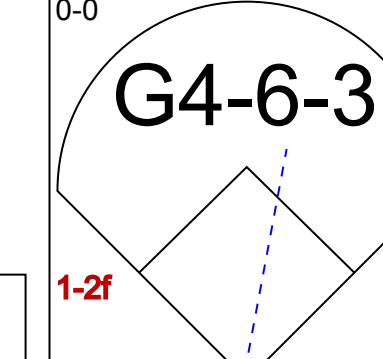
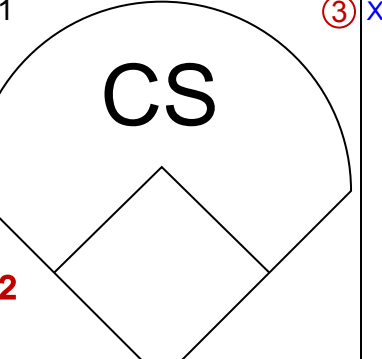
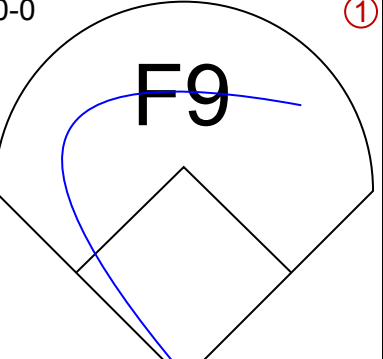
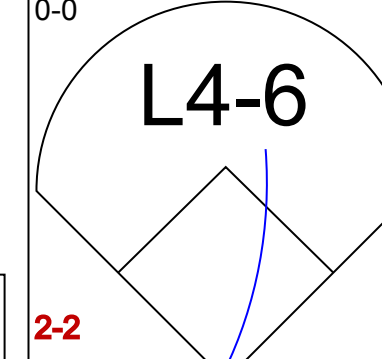
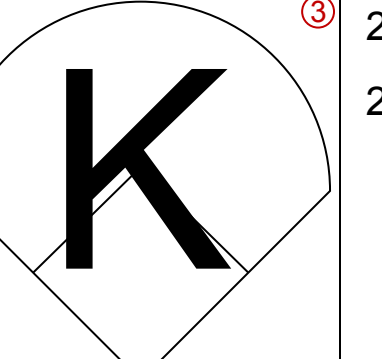
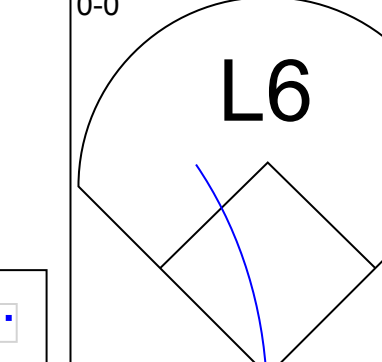
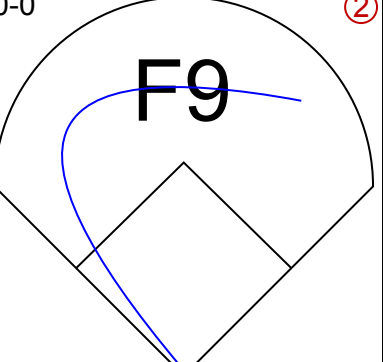
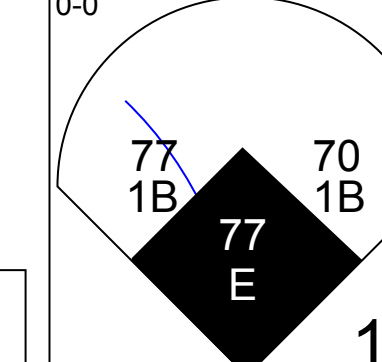

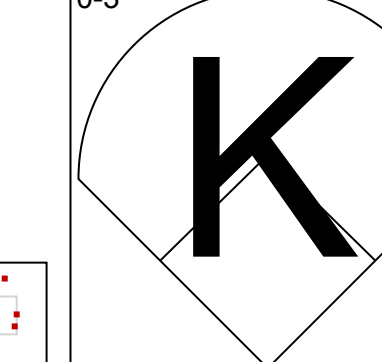
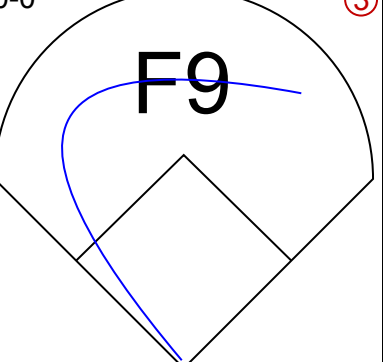
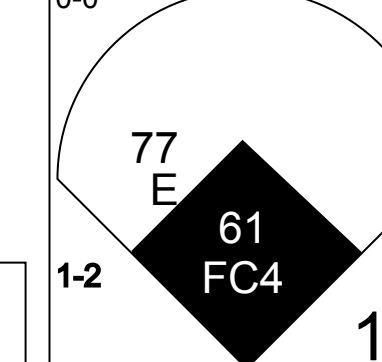
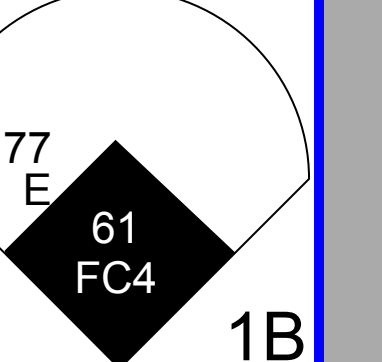
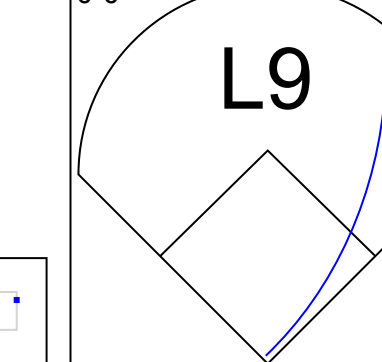
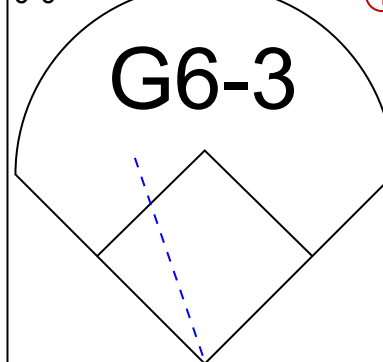
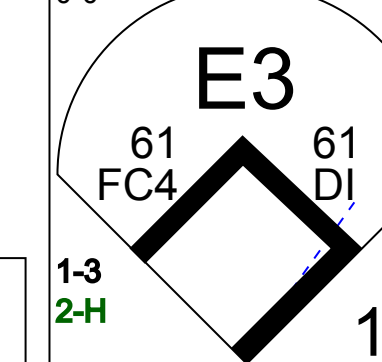
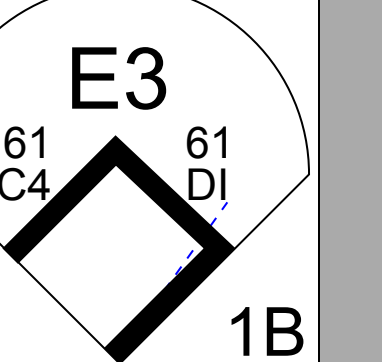


Cleveland Indians @ Texas Rangers
Alamodome, San Antonio, TX
Sat Mar 18 2017, 3:06 PM - 5:52 PM EDT
Att: 28,674 - Dome - 72 F

AB 28
R 8
H 8
RBI 8
BB 5
SO 8
LOB 7



Batter	1	2	3	4	5	6	7	8	9	AB	R	H	RBI	BB	SO	LOB	TOP					
5 Grégor Blanco, L (1,8) OBP: 0.300, SLG: 0.361 57 Daniel Lockhart, L (6,4) OBP: 1.000, SLG: 1.000										3	0	0	0	0	2	0	Arizona Diamondbacks @ Cleveland Indians Goodyear Ballpark, Goodyear, AZ Sun Mar 19 2017, 4:08 PM - 6:59 PM EDT Att: 8,215 - Sunny - 91 F					
6 David Peralta, L (1,9) OBP: 0.275, SLG: 0.378 30 Jason Pridie, L (6,9) OBP: 0.282, SLG: 0.343										3	0	0	0	0	0	0						
27 Brandon Drury, R (1,4) OBP: 0.492, SLG: 0.650 59 Jorge De La Rosa, L (6,1) OBP: 0.500, SLG: 0.500										3	0	0	0	0	0	0						
22 Jake Lamb, L (1,5) OBP: 0.472, SLG: 0.710 78 Stewart James, L (7,7) OBP: 0.200, SLG: 0.111										3	0	1	0	0	2	0						
10 Chris Herrmann, L (1,7) OBP: 0.349, SLG: 0.368 54 Michael Pérez, L (7,2) OBP: 0.500, SLG: 0.500										3	1	1	1	0	1	1						
14 Kristopher Negrón, R (1,3) OBP: 0.289, SLG: 0.343 54 Tom Wilhelmson, R (7,1) OBP: 0.750, SLG: 1.000										3	1	0	0	0	2	0						
13 Nick Ahmed, R (1,6) OBP: 0.500, SLG: 0.667 15 Brian Matusz, L (8,1) OBP: 0.500, SLG: 0.667										3	0	0	0	0	1	1						
2 Jeff Mathis, R (1,2) OBP: 0.524, SLG: 0.471 78 Zach Borenstein, L (7,9)										1	0	0	1	0	0	0						
46 Patrick Corbin, L (1,1) OBP: 0.250, SLG: 0.212										2	0	0	0	0	1	0						
Inning Stats	R: 0 E: 0 K: 1 S: 5	H: 0 LOB: 0 BB: 0 P: 5	R: 1 E: 0 K: 3 S: 11	H: 1 LOB: 0 BB: 0 P: 13	R: 0 E: 0 K: 1 S: 5	H: 0 LOB: 0 BB: 0 P: 5	R: 0 E: 0 K: 0 S: 4	H: 1 LOB: 1 BB: 0 P: 4	R: 1 E: 1 K: 1 S: 6	H: 0 LOB: 0 BB: 0 P: 6	R: 0 E: 0 K: 0 S: 3	H: 0 LOB: 0 BB: 0 P: 3	R: 0 E: 0 K: 3 S: 9	H: 0 LOB: 0 BB: 0 P: 9	R: 0 E: 0 K: 1 S: 4	H: 0 LOB: 0 BB: 1 P: 9		R: 2 E: 0 K: 2 S: 11	H: 4 LOB: 2 BB: 0 P: 11	1B: 5 2B: 0 3B: 0 HR: 1	SF: 1 SAC: 0 DP: 0 HBP: 0	WP: 0 PB: 0 CS: 0 SB: 1
PITCHER	IP WLS BF H R ER SO BB IBB HBP BLK WP HR S P ERA WHIP																					
43 Josh Tomlin, R (1,1) ERA: 4.63	5.0 18 2 2 1 6 0 0 0 0 0 0 1 31 33 1.80 0.400																					
61 Dan Otero, R (6,1) ERA:	1.0 3 0 0 0 0 0 0 0 0 0 0 0 3 3 0.00 0.000																					
48 Boone Logan, L (7,1) ERA: 7.11	1.0 3 0 0 0 3 0 0 0 0 0 0 0 9 9 0.00 0.000																					
62 Nick Goody, R (8,1) ERA: 1.29	1.0 3 0 0 0 1 1 0 0 0 0 0 0 4 9 0.00 1.000																					
75 Hobby Miller, L (9,1) ERA: 9.0	1.0 B 7 4 2 2 2 0 0 0 0 0 0 0 11 11 18.00 4.000																					

Batter	1	2	3	4	5	6	7	8	9	AB	R	H	RBI	BB	SO	LOB	BOTTOM					
26 Austin Jackson, R (1,8) OBP: 0.333, SLG: 0.667 61 Conner Capel, L (7,8)										3	1	1	0	0	0	0	Arizona Diamondbacks @ Cleveland Indians Goodyear Ballpark, Goodyear, AZ Sun Mar 19 2017, 4:08 PM - 6:59 PM EDT Att: 8,215 - Sunny - 91 F					
11 José Ramírez, S (1,4) OBP: 0.357, SLG: 0.553 79 Ronny Rodríguez, R (7,4) OBP: 0.288, SLG: 0.410										3	0	0	0	0	1	1						
7 Yan Gomes, R (1,2) OBP: 0.455, SLG: 0.643 67 Anthony Miller, L (7, PR) (8, 3)										2	0	0	0	1	1	1						
10 Edwin Encarnación, R (1,3) OBP: 0.357, SLG: 0.429 53 Adam Moore, R (8, 2) OBP: 0.333, SLG: 0.500										3	1	1	1	0	2	1						
72 Yandy Díaz, R (1,10) OBP: 0.536, SLG: 0.476										4	0	3	1	0	0	0						
39 Gio Urshela, R (1,5) OBP: 0.259, SLG: 0.400 4 Richie Shaffer, R (7,5) OBP: 0.302, SLG: 0.592										2	0	0	0	0	0	1						
99 Daniel Robertson, R (1,9) OBP: 0.412, SLG: 0.409 40 Bobby Ison, L (8, PR) (9, 9)										3	0	1	0	0	0	0						
70 Greg Allen, S (1,7) OBP: 0.320, SLG: 0.311 69 Ka'ai Tom, L (8, PR) (9, 7)										3	0	1	0	0	0	0						
1 Michael Martínez, S (1,6) OBP: 0.390, SLG: 0.538 77 Eric Starnets, R (7,6) OBP: 0.243, SLG: 0.412										2	0	0	0	0	0	0						
Inning Stats	R: 0 E: 0 K: 0 S: 3	H: 0 LOB: 0 BB: 0 P: 3	R: 0 E: 0 K: 1 S: 5	H: 1 LOB: 0 BB: 0 P: 5	R: 0 E: 0 K: 1 S: 5	H: 0 LOB: 0 BB: 0 P: 5	R: 2 E: 0 K: 1 S: 8	H: 3 LOB: 0 BB: 0 P: 8	R: 0 E: 0 K: 0 S: 3	H: 0 LOB: 0 BB: 0 P: 3	R: 0 E: 0 K: 1 S: 5	H: 0 LOB: 1 BB: 0 P: 5	R: 0 E: 1 K: 2 S: 10	H: 1 LOB: 1 BB: 0 P: 12	R: 2 E: 1 K: 2 S: 10	H: 3 LOB: 2 BB: 0 P: 12		R: 0 E: 0 K: 1 S: 5	H: 0 LOB: 0 BB: 0 P: 5	1B: 6 2B: 3 3B: 0 HR: 0	SF: 0 SAC: 0 DP: 2 HBP: 0	WP: 0 PB: 0 CS: 2 SB: 0
PITCHER	IP WLS BF H R ER SO BB IBB HBP BLK WP HR S P ERA WHIP																					
46 Patrick Corbin, L (1,1) ERA: 3.44	5.0 17 4 2 2 3 0 0 0 0 0 0 0 24 24 3.60 0.800																					
59 Jorge De La Rosa, L (6,1) ERA: 3.6	1.0 3 0 0 0 1 0 0 0 0 0 0 0 5 5 0.00 0.000																					
54 Tom Wilhelmson, R (7,1) ERA: 1.42	1.0 4 1 0 0 1 1 0 0 0 0 0 0 5 9 0.00 2.000																					
15 Brian Matusz, L (8,1) ERA: 6.75	1.0 6 3 2 1 2 0 0 0 0 0 0 0 10 12 9.00 3.000																					
53 Tyler Jones, R (9,1) ERA: 4.05	1.0 3 0 0 0 1 0 0 0 0 0 0 0 5 5 0.00 0.000																					

Batter	1	2	3	4	5	6	7	8	9	AB	R	H	RBI	BB	SO	LOB	TOP					
31 Joc Pederson, L (1, 8) OBP: 0.293, SLG: 0.641 37 Darnell Sweeney, S (5, 8) OBP: 0.342, SLG: 0.500	G3-1		K		HR	K		F7		3	1	1	1	0	1	0						
26 Chase Utley, L (1, 4) OBP: 0.395, SLG: 0.576 84 Willie Calhoun, L (7, 4) OBP: 0.360, SLG: 0.542	2B		HR		1B		G4-3	HR		4	2	3	1	0	0	0						
10 Justin Turner, R (1, 5) OBP: 0.459, SLG: 0.548 87 José Miguel Fernández, L (7, 5) OBP: 0.250, SLG: 0.174	1B		G5-3		F7		E5	1B		4	0	1	1	0	0	1						
9 Yasmani Grandal, S (1, 2) OBP: 0.425, SLG: 0.486 35 Bobby Wilson, R (6, 2) OBP: 0.256, SLG: 0.393	F7				P4		P5	F9		2	0	0	0	1	0	2						
77 Ike Davis, L (1, 3) OBP: 0.429, SLG: 0.333 61 Cody Bellinger, L (7, 3) OBP: 0.294, SLG: 0.302	G4-3		L9		F9		L4	2B		4	0	0	0	0	0	4						
21 Travis Thompson, R (1, 9) OBP: 0.429, SLG: 0.500 83 Alex Verdugo, L (8, 9) OBP: 0.250, SLG: 0.583	1B				K		BB	1B		3	0	2	0	1	1	0						
60 Andrew Toles, L (1, 10) OBP: 0.325, SLG: 0.371 47 Tyler Holt, R (8, 10) OBP: 0.486, SLG: 0.500	1B				K		L4	L9		3	0	1	0	0	1	1						
79 O'Koyea Dickson, R (1, 7) OBP: 0.387, SLG: 0.593 50 Brett Eibner, R (6, 7) OBP: 0.405, SLG: 0.639	G5-4-3				E5		K	HBP		3	0	0	0	0	1	3						
6 Charlie Culberson, R (1, 6) OBP: 0.327, SLG: 0.326	G4-3				F8			F9		3	0	0	0	1	0	4						
Inning Stats	R: 1 E: 0 K: 0 S: 5	H: 2 LOB: 1 BB: 0 P: 5	R: 0 E: 0 K: 0 S: 4	H: 2 LOB: 1 BB: 0 P: 4	R: 1 E: 0 K: 1 S: 8	H: 1 LOB: 1 BB: 1 P: 12	R: 0 E: 1 K: 2 S: 8	H: 0 LOB: 1 BB: 0 P: 8	R: 1 E: 0 K: 0 S: 5	H: 2 LOB: 1 BB: 0 P: 6	R: 0 E: 0 K: 2 S: 7	H: 0 LOB: 1 BB: 2 P: 15	R: 0 E: 1 K: 0 S: 4	H: 0 LOB: 1 BB: 0 P: 4	R: 0 E: 0 K: 0 S: 4	H: 1 LOB: 3 BB: 0 P: 6	R: 2 E: 0 K: 0 S: 8	H: 3 LOB: 1 BB: 0 P: 9	1B: 6 2B: 2 3B: 0 HR: 3	SF: 0 SAC: 0 DP: 1 HBP: 1	WP: 1 PB: 0 SB: 0 CS: 0	PA: 43
PITCHER	IP WLS BF H R ER SO BB IBB HBP BLK WP HR S P ERA WHIP																					
47 Trevor Bauer, R (1, 1) ERA: 4.58	5.0 W 24 7 3 3 3 2 0 0 0 0 0 2 30 39 5.40 1.800																					
68 Tyler Olson, L (6, 1) ERA: 6.0	1.0 4 0 0 0 2 1 0 0 0 0 0 0 7 11 0.00 1.000																					
37 Cody Allen, R (7, 1) ERA: 6.0	1.0 4 0 0 0 0 0 0 0 0 0 0 0 4 4 0.00 0.000																					
27 Bryan Shaw, R (8, 1) ERA: 10.5	1.0 5 1 0 0 0 0 0 0 1 0 1 0 4 6 0.00 1.000																					
58 Carlos Frias, R (9, 1) ERA: 4.15	1.0 6 3 2 2 0 0 0 0 0 0 0 1 8 9 18.00 3.000																					

Los Angeles Dodgers @ Cleveland Indians
Goodyear Ballpark, Goodyear, AZ
Mon Mar 20 2017, 4:08 PM - 7:17 PM EDT
Att: 7,214 - Sunny - 92 F

AB 39
R 5
H 11
RBI 5
BB 3
SO 5
LOB 25



Batter	1	2	3	4	5	6	7	8	9	AB	R	H	RBI	BB	SO	LOB	BOTTOM	
6 Brandon Guyer, R (1, 9) OBP: 0.385, SLG: 0.455 78 Bradley Zimmer, L (6, 9) OBP: 0.404, SLG: 0.646	1B	G5-3			F8	F7		HR		3	1	1	0	0	0	1		
23 Michael Brantley, L (1, 7) OBP: 0.467, SLG: 0.67 99 Daniel Robertson, R (5, 7) OBP: 0.419, SLG: 0.478	1B					F9		HR		3	1	2	1	0	0	1		
8 Lonnie Chisenhall, L (1, 8) OBP: 0.325, SLG: 0.456 4 Gabriel Mejia, R (5, 8) OBP: 0.667, SLG: 0.500	1B					HR		HR		2	1	1	1	1	0	1		
72 Yandy Diaz, R (1, 5) OBP: 0.548, SLG: 0.625 39 Gio Urshela, R (6, 5) OBP: 0.510, SLG: 0.400 64 Erlin Cerda, R (8, 5) OBP: 0.457, SLG: 0.552	1B					BB		BB		3	2	2	4	0	0	0		
13 Chris Colabello, R (1, 3) OBP: 0.457, SLG: 0.552 7 Joe Sever, R (6, 3) OBP: 0.286, SLG: 0.569	2B					HR		BB		3	0	1	1	0	1	1		
4 Richie Shaffer, R (1, 10) OBP: 0.286, SLG: 0.569 35 Abraham Almonte, R (7, 10) OBP: 0.400, SLG: 0.571	1B					HR		HR		2	0	0	1	0	0	1		
45 Erik Kratz, R (1, 2) OBP: 0.276, SLG: 0.571 53 Adam Moore, R (6, 2) OBP: 0.348, SLG: 0.636	1B					HR		HR		2	0	0	0	0	1	1		
1 Michael Martinez, S (1, 4) OBP: 0.386, SLG: 0.524 13 Angel Miguel, R (7, 4) OBP: 0.295, SLG: 0.419	1B					HR		HR		3	0	1	0	0	0	1		
9 Erik González, R (1, 6) OBP: 0.295, SLG: 0.419 4 Ivan Castillo, S (7, 6) OBP: 0.348, SLG: 0.636	1B					HR		G3		3	1	1	0	0	1	1		
Inning Stats	R: 4 E: 1 K: 0 S: 9	H: 4 LOB: 1 BB: 0 P: 9	R: 1 E: 0 K: 0 S: 4	H: 2 LOB: 0 BB: 0 P: 4	R: 0 E: 0 K: 1 S: 5	H: 0 LOB: 0 BB: 0 P: 5	R: 3 E: 0 K: 0 S: 5	H: 2 LOB: 1 BB: 1 P: 11	R: 1 E: 0 K: 1 S: 7	H: 2 LOB: 1 BB: 0 P: 7	R: 3 E: 0 K: 0 S: 5	H: 1 LOB: 1 BB: 3 P: 18	R: 2 E: 0 K: 1 S: 10	H: 2 LOB: 1 BB: 1 P: 18	1B: 7 2B: 1 3B: 0 HR: 5	SF: 1 SAC: 0 DP: 1 HBP: 0	WP: 0 PB: 0 SB: 0 CS: 0	PA: 42
PITCHER	IP WLS BF H R ER SO BB IBB HBP BLK WP HR S P ERA WHIP																	
38 Brandon McCarthy, L (1, 1) ERA: 4.85	4.1 L 19 6 5 2 2 2 0 0 0 0 0 1 4 10 40.50 4.500																	
51 Steve Geltz, R (6, 1) ERA: 5.79	1.0 5 2 1 1 1 0 0 0 0 0 0 1 7 7 9.00 2.000																	
81 Yaisel Sierra, R (7, 1) ERA: 3.72	1.0 7 1 3 3 0 3 0 0 0 0 0 1 5 18 27.00 4.000																	
91 Shea Spitzbarth, R (8, 1) ERA: 5.68	1.0 6 2 2 2 1 1 0 0 0 0 0 2 10 18 18.00 3.000																	

Los Angeles Dodgers @ Cleveland Indians
Goodyear Ballpark, Goodyear, AZ
Mon Mar 20 2017, 4:08 PM - 7:17 PM EDT
Att: 7,214 - Sunny - 92 F

AB 36
R 14
H 13
RBI 14
BB 5
SO 4
LOB 15



Batter	1	2	3	4	5	6	7	8	9	AB	R	H	RBI	BB	SO	LOB	TOP						
41 Carlos Santana, S OBP: 0.176, SLG: 0.235 9 Jeremy Lucas, R OBP: 0.750, SLG: 1.000											3	0	1	0	0	1	0						
23 Michael Brantley, L OBP: 0.500, SLG: 0.500 35 Abraham Almonte, S OBP: 0.583, SLG: 0.583											3	0	1	0	0	0	1						
11 José Ramírez, S OBP: 0.512, SLG: 0.512 9 Erik González, R OBP: 0.311, SLG: 0.432											3	0	0	0	0	1	2						
10 Edwin Encarnación, R OBP: 0.364, SLG: 0.400 4 Richie Shaffer, R OBP: 0.281, SLG: 0.558											2	0	0	0	1	1	1						
7 Yan Gomes, R OBP: 0.444, SLG: 0.613 53 Adam Moore, R OBP: 0.375, SLG: 0.652											3	0	1	0	0	1	0						
8 Lonnie Chisenhall, L OBP: 0.328, SLG: 0.500 78 Bradley Zimmer, L OBP: 0.415, SLG: 0.646											3	1	1	0	0	2	2						
72 Yandy Díaz, R OBP: 0.559, SLG: 0.630 8 Yu Chang, R OBP: 0.154, SLG: 0.167											3	0	2	1	0	0	0						
39 Gio Urshela, R OBP: 0.281, SLG: 0.357 1 Yhoxian Medina, R OBP: 0.333, SLG: 0.333											3	0	0	0	0	1	1						
99 Daniel Robertson, R OBP: 0.393, SLG: 0.449 54 Taylor Murphy, L OBP: 0.333, SLG: 0.333											3	0	0	0	0	0	0						
Inning Stats	R: 0 E: 0 K: 0 S: 6	H: 1 LOB: 0 BB: 0 P: 12	R: 1 E: 0 K: 2 S: 12	H: 2 LOB: 0 BB: 0 P: 18	R: 0 E: 0 K: 1 S: 7	H: 0 LOB: 0 BB: 0 P: 13	R: 0 E: 0 K: 2 S: 12	H: 1 LOB: 2 BB: 1 P: 19	R: 0 E: 0 K: 0 S: 8	H: 0 LOB: 0 BB: 0 P: 13	R: 0 E: 0 K: 0 S: 5	H: 1 LOB: 1 BB: 0 P: 10	R: 0 E: 0 K: 2 S: 11	H: 1 LOB: 1 BB: 0 P: 17	R: 1 E: 0 K: 0 S: 11	H: 3 LOB: 1 BB: 0 P: 17	R: 0 E: 0 K: 0 S: 11	H: 1 LOB: 2 BB: 1 P: 20	1B: 9 2B: 1 3B: 0 HR: 0	SF: 0 SAC: 0 DP: 2 HBP: 0	WP: 0 PB: 0 SB: 0 CS: 1	PA: 37	
PITCHER	IP WLS BF H R ER SO BB IBB HBP BLK WP HR S P ERA WHIP	IP WLS BF H R ER SO BB IBB HBP BLK WP HR S P ERA WHIP	IP WLS BF H R ER SO BB IBB HBP BLK WP HR S P ERA WHIP	IP WLS BF H R ER SO BB IBB HBP BLK WP HR S P ERA WHIP	IP WLS BF H R ER SO BB IBB HBP BLK WP HR S P ERA WHIP	IP WLS BF H R ER SO BB IBB HBP BLK WP HR S P ERA WHIP	IP WLS BF H R ER SO BB IBB HBP BLK WP HR S P ERA WHIP	IP WLS BF H R ER SO BB IBB HBP BLK WP HR S P ERA WHIP	IP WLS BF H R ER SO BB IBB HBP BLK WP HR S P ERA WHIP	IP WLS BF H R ER SO BB IBB HBP BLK WP HR S P ERA WHIP	IP WLS BF H R ER SO BB IBB HBP BLK WP HR S P ERA WHIP	IP WLS BF H R ER SO BB IBB HBP BLK WP HR S P ERA WHIP	IP WLS BF H R ER SO BB IBB HBP BLK WP HR S P ERA WHIP	IP WLS BF H R ER SO BB IBB HBP BLK WP HR S P ERA WHIP	IP WLS BF H R ER SO BB IBB HBP BLK WP HR S P ERA WHIP	IP WLS BF H R ER SO BB IBB HBP BLK WP HR S P ERA WHIP	IP WLS BF H R ER SO BB IBB HBP BLK WP HR S P ERA WHIP	IP WLS BF H R ER SO BB IBB HBP BLK WP HR S P ERA WHIP	IP WLS BF H R ER SO BB IBB HBP BLK WP HR S P ERA WHIP	IP WLS BF H R ER SO BB IBB HBP BLK WP HR S P ERA WHIP	IP WLS BF H R ER SO BB IBB HBP BLK WP HR S P ERA WHIP	IP WLS BF H R ER SO BB IBB HBP BLK WP HR S P ERA WHIP	IP WLS BF H R ER SO BB IBB HBP BLK WP HR S P ERA WHIP

Cleveland Indians @ Colorado Rockies
Salt River Fields at Talking Stick, Scottsdale, AZ

AB 34
R 2
H 10
RBI 2
BB 2
SO 7
LOB 15



Wed Mar 22 2017, 4:09 PM - 6:51 PM EDT
Att: 9,891 - Cloudy - 82 F

Batter	1	2	3	4	5	6	7	8	9	AB	R	H	RBI	BB	SO	LOB	BOTTOM						
19 Charlie Blackmon, L OBP: 0.457, SLG: 0.780 72 Jordan Patterson, L OBP: 0.327, SLG: 0.553											4	2	1	2	0	0	2						
9 DJ LeMahieu, R OBP: 0.400, SLG: 0.605 6 Daniel Castro, R OBP: 0.290, SLG: 0.333											4	1	1	2	0	1	0						
5 Carlos González, L OBP: 0.320, SLG: 0.417 68 Raimel Tapia, L OBP: 0.348, SLG: 0.419											4	1	2	1	0	1	0						
27 Trevor Story, R OBP: 0.340, SLG: 0.727 43 Rafael Ynoa, S OBP: 0.270, SLG: 0.382											4	1	2	1	0	2	1						
12 Mark Reynolds, R OBP: 0.316, SLG: 0.351 89 Taylor Snyder, R OBP: 0.290, SLG: 0.333											4	0	1	1	0	1	1						
8 Gerardo Parra, L OBP: 0.405, SLG: 0.462 93 Dillon Thomas, L OBP: 1.000, SLG: 2.000											4	1	1	0	0	0	2						
2 Alex Amarista, L OBP: 0.316, SLG: 0.294 74 Pat Valaika, R OBP: 0.366, SLG: 0.622											2	1	1	0	0	0	1						
14 Tony Wolters, L OBP: 0.581, SLG: 0.680 18 Christian Adames, S OBP: 0.286, SLG: 0.525 76 Jan Vázquez, S OBP: 0.333, SLG: 0.333											2	1	1	0	1	0	0						
73 Kyle Freeland, L OBP: 0.500, SLG: 0.500 82 Harrison Musgrave, L OBP: 0.375, SLG: 0.610 65 Stephen Cardullo, R OBP: 0.375, SLG: 0.610 30 Jason Motte, R OBP: 0.375, SLG: 0.610											2	1	0	0	0	0	1						
Inning Stats	R: 0 E: 0 K: 1 S: 11	H: 0 LOB: 0 BB: 0 P: 14	R: 5 E: 1 K: 2 S: 22	H: 4 LOB: 0 BB: 1 P: 33	R: 1 E: 0 K: 0 S: 11	H: 2 LOB: 1 BB: 0 P: 17	R: 0 E: 0 K: 1 S: 9	H: 0 LOB: 0 BB: 0 P: 12	R: 1 E: 0 K: 1 S: 11	H: 2 LOB: 1 BB: 0 P: 20	R: 3 E: 0 K: 2 S: 16	H: 3 LOB: 1 BB: 0 P: 22	R: 0 E: 0 K: 0 S: 7	H: 0 LOB: 0 BB: 0 P: 9	R: 0 E: 0 K: 1 S: 9	H: 0 LOB: 0 BB: 0 P: 11	1B: 6 2B: 3 3B: 1 HR: 1	SF: 0 SAC: 0 DP: 0 HBP: 1	WP: 1 PB: 0 SB: 0 CS: 0	PA: 37			
PITCHER	IP WLS BF H R ER SO BB IBB HBP BLK WP HR S P ERA WHIP	IP WLS BF H R ER SO BB IBB HBP BLK WP HR S P ERA WHIP	IP WLS BF H R ER SO BB IBB HBP BLK WP HR S P ERA WHIP	IP WLS BF H R ER SO BB IBB HBP BLK WP HR S P ERA WHIP	IP WLS BF H R ER SO BB IBB HBP BLK WP HR S P ERA WHIP	IP WLS BF H R ER SO BB IBB HBP BLK WP HR S P ERA WHIP	IP WLS BF H R ER SO BB IBB HBP BLK WP HR S P ERA WHIP	IP WLS BF H R ER SO BB IBB HBP BLK WP HR S P ERA WHIP	IP WLS BF H R ER SO BB IBB HBP BLK WP HR S P ERA WHIP	IP WLS BF H R ER SO BB IBB HBP BLK WP HR S P ERA WHIP	IP WLS BF H R ER SO BB IBB HBP BLK WP HR S P ERA WHIP	IP WLS BF H R ER SO BB IBB HBP BLK WP HR S P ERA WHIP	IP WLS BF H R ER SO BB IBB HBP BLK WP HR S P ERA WHIP	IP WLS BF H R ER SO BB IBB HBP BLK WP HR S P ERA WHIP	IP WLS BF H R ER SO BB IBB HBP BLK WP HR S P ERA WHIP	IP WLS BF H R ER SO BB IBB HBP BLK WP HR S P ERA WHIP	IP WLS BF H R ER SO BB IBB HBP BLK WP HR S P ERA WHIP	IP WLS BF H R ER SO BB IBB HBP BLK WP HR S P ERA WHIP	IP WLS BF H R ER SO BB IBB HBP BLK WP HR S P ERA WHIP	IP WLS BF H R ER SO BB IBB HBP BLK WP HR S P ERA WHIP	IP WLS BF H R ER SO BB IBB HBP BLK WP HR S P ERA WHIP	IP WLS BF H R ER SO BB IBB HBP BLK WP HR S P ERA WHIP	IP WLS BF H R ER SO BB IBB HBP BLK WP HR S P ERA WHIP

Cleveland Indians @ Colorado Rockies
Salt River Fields at Talking Stick, Scottsdale, AZ

AB 35
R 10
H 11
RBI 9
BB 1
SO 8
LOB 9



Wed Mar 22 2017, 4:09 PM - 6:51 PM EDT
Att: 9,891 - Cloudy - 82 F

Batter	1	2	3	4	5	6	7	8	9	AB	R	H	RBI	BB	SO	LOB	TOP										
68 Raimel Tapia, L (1, 8) OBP: 0.320, SLG: 0.383	K2-3		K		G5-3			G5-3		4	0	0	0	0	2	2	Colorado Rockies @ Cleveland Indians Goodyear Ballpark, Goodyear, AZ Thu Mar 23 2017, 4:08 PM - 6:41 PM EDT Att: 6,038 - Sunny - 68 F										
74 Pat Valaika, R (1, 5) OBP: 0.356, SLG: 0.585	G6-3			B2			1B	K		4	0	1	0	0	1	0											
72 Jordan Patterson, L (1, 3) OBP: 0.302, SLG: 0.510 95 Jose Gomez, R (8, 6)	G3			L5			K	L8		4	0	0	0	0	1	1											
65 Stephen Cardullo, R (1, 9) OBP: 0.365, SLG: 0.578				G3			K			4	0	1	0	0	1	1											
13 Dustin Garneau, R (1, 2) OBP: 0.406, SLG: 0.808				G5-4-3			K	L9		4	0	0	0	0	1	2											
43 Rafael Ynoa, S (1, 7) OBP: 0.300, SLG: 0.486 59 Rosell Herrera, S (7, 7)				K						3	2	2	1	0	1	0											
18 Cristhian Adames, S (1, 6) OBP: 0.289, SLG: 0.550				G3-1						2	1	0	0	1	0	0											
81 Anthony Bemboom, Jr. (1, 10) OBP: 0.462, SLG: 1.167										3	0	1	0	0	1	2											
6 Daniel Castro, R (1, 4) OBP: 0.285, SLG: 0.303 89 Michael Benjamin, R (8, 5)										3	0	0	1	0	1	2											
Inning Stats	R: 0 E: 0 K: 1 S: 6	H: 0 LOB: 0 BB: 0 P: 6	R: 0 E: 0 K: 1 S: 5	H: 1 LOB: 0 BB: 0 P: 5	R: 0 E: 0 K: 1 S: 6	H: 1 LOB: 1 BB: 0 P: 6	R: 0 E: 0 K: 0 S: 3	H: 0 LOB: 0 BB: 0 P: 3	R: 2 E: 2 K: 1 S: 7	H: 1 LOB: 1 BB: 1 P: 11	R: 0 E: 0 K: 2 S: 8	H: 1 LOB: 0 BB: 0 P: 8	R: 1 E: 0 K: 2 S: 10	H: 1 LOB: 0 BB: 0 P: 13	R: 0 E: 0 K: 1 S: 5	H: 0 LOB: 0 BB: 0 P: 5		R: 0 E: 0 K: 0 S: 3	H: 0 LOB: 0 BB: 0 P: 3	1B: 4 2B: 0 3B: 0 HR: 1	SF: 0 SAC: 0 DP: 1 HBP: 0	WP: 1 PB: 0 SB: 0 CS: 0	PA: 33				
PITCHER	IP	WLS	BF	H	R	ER	SO	BB	IBB	HBP	BLK	WP	HR	S	P	ERA	WHIP										
28 Corey Kluber, R (1, 1) ERA: 5.4	7.0	W	27	5	3	1	8	1	0	0	0	1	1	45	52	1.29	0.857										
27 Bryan Shaw, R (8, 1) ERA: 9.45	0.2	H	2	0	0	0	1	0	0	0	0	0	0	4	4	0.00	0.000										
37 Cody Allen, R (8, 1) ERA: 5.4	0.2	H	2	0	0	0	0	0	0	0	0	0	0	2	2	0.00	0.000										
58 Carlos Frias, R (9, 1) ERA: 3.6	0.2		2	0	0	0	0	0	0	0	0	0	0	2	2	0.00	0.000										

Batter	1	2	3	4	5	6	7	8	9	AB	R	H	RBI	BB	SO	LOB	BOTTOM										
23 Michael Brantley, L (1, 7) OBP: 0.333, SLG: 0.533 99 Daniel Robertson, R (6, 7) OBP: 0.379, SLG: 0.431	G4-3		F8		G5-3			F8		3	0	0	0	0	0	1	Colorado Rockies @ Cleveland Indians Goodyear Ballpark, Goodyear, AZ Thu Mar 23 2017, 4:08 PM - 6:41 PM EDT Att: 6,038 - Sunny - 68 F										
30 Tyler Naquin, L (1, 8) OBP: 0.494, SLG: 0.741 78 Bradley Zimmer, L (5, PR) OBP: 0.418, SLG: 0.633	L8		G6-3					K		3	0	1	0	0	0	1											
41 Carlos Santana, S (1, 10) OBP: 0.200, SLG: 0.250 48 Bobby Bradley, L (5, PR) OBP: 0.143, SLG: 0.143	G3-1									1	1	0	0	1	1	0											
10 Edwin Encarnación, R (1, 3) OBP: 0.333, SLG: 0.364 13 Chris Colabello, R (5, PR) OBP: 0.444, SLG: 0.533										3	0	0	0	0	0	2											
35 Abraham Almonte, S (1, 9) OBP: 0.455, SLG: 0.615 61 Connor Marabell, L (5, PR) OBP: 0.273, SLG: 0.200										1	0	0	0	0	1	0											
45 Erik Kutz, R (1, 2) OBP: 0.313, SLG: 0.633 53 Adam Moore, R (8, 2) OBP: 0.400, SLG: 0.792										3	1	3	2	0	0	0											
4 Erik González, R (1, 6) OBP: 0.313, SLG: 0.489 61 Jorma Rodríguez, R (8, 6) OBP: 1.000, SLG: 2.000										2	1	1	1	1	0	1											
4 Richie Shaffer, R (1, 5) OBP: 0.300, SLG: 0.582 7 Joe Sever, R (6, 5) OBP: 0.200, SLG: 0.200										3	1	2	1	0	1	3											
9 Erik González, R (1, 6) OBP: 0.313, SLG: 0.489 61 Jorma Rodríguez, R (8, 6) OBP: 1.000, SLG: 2.000										1	1	1	0	0	0	0											
1 Michael Martínez, S (1, 4) OBP: 0.383, SLG: 0.533 1 Ordomar Valdez, S (7, 4)										3	0	1	1	0	0	0											
Inning Stats	R: 0 E: 0 K: 0 S: 3	H: 0 LOB: 0 BB: 0 P: 3	R: 0 E: 0 K: 0 S: 3	H: 1 LOB: 0 BB: 0 P: 3	R: 1 E: 0 K: 1 S: 7	H: 2 LOB: 1 BB: 0 P: 7	R: 2 E: 0 K: 0 S: 6	H: 3 LOB: 1 BB: 0 P: 6	R: 2 E: 1 K: 1 S: 9	H: 3 LOB: 3 BB: 1 P: 13	R: 1 E: 0 K: 1 S: 7	H: 1 LOB: 0 BB: 0 P: 7	R: 0 E: 0 K: 3 S: 9	H: 0 LOB: 0 BB: 0 P: 9	R: 2 E: 0 K: 1 S: 7	H: 3 LOB: 2 BB: 2 P: 17	R: 2 E: 0 K: 1 S: 7	H: 3 LOB: 2 BB: 2 P: 17	1B: 7 2B: 3 3B: 1 HR: 2	SF: 0 SAC: 0 DP: 2 HBP: 0	WP: 1 PB: 0 SB: 0 CS: 0	PA: 39					
PITCHER	IP	WLS	BF	H	R	ER	SO	BB	IBB	HBP	BLK	WP	HR	S	P	ERA	WHIP										
49 Antonio Senzateña, R (1, 1) ERA: 4.87	1.0	L	27	10	6	4	2	1	0	0	0	0	1	31	35	6.75	2.062										
38 Mike Dunn, L (6, 1) ERA: 4.87	0.2		2	0	0	0	1	0	0	0	0	0	0	4	4	0.00	0.000										
56 Greg Holland, R (7, 1) ERA: 4.91	1.0		3	0	0	0	3	0	0	0	0	0	0	9	9	0.00	0.000										
0 Adam Ottavino, R (8, 1) ERA: 5.87	1.0		7	3	2	2	1	2	0	0	0	1	1	7	17	18.00	5.000										



Batter	1	2	3	4	5	6	7	8	9	AB	R	H	RBI	BB	SO	LOB	TOP										
55 Roberto Pérez, R OBP: 0.400, SLG: 0.313 61 Conner Capel, L OBP: 0.500, SLG: 0.500	F8		G6-4-3			K	F9		CS	4	0	0	0	0	1	4											
26 Austin Jackson, R OBP: 0.375, SLG: 0.708 69 Todd Isaacs, R	K			78 G3-1		78 S		K	CS	3	0	2	0	0	1	0											
11 José Ramírez, S OBP: 0.313, SLG: 0.477 69 José Fermin, R	F9			F7		F9		G3-1		3	0	0	0	0	0	2											
8 Lonnie Chisenhall, L OBP: 0.462, SLG: 0.636 78 Bradley Zimmer, L OBP: 0.414, SLG: 0.615		G6-3		G3-1		K		9 HBP		1	0	0	0	0	0	0											
7 Yan Gomes, R OBP: 0.410, SLG: 0.559 9 Enk González, R OBP: 0.327, SLG: 0.489 4 Ivan Castillo, S	F7			G6-3			F8	99 HBP		3	0	0	0	0	0	1											
6 Brandon Guyer, R OBP: 0.379, SLG: 0.440 99 Daniel Robertson, R OBP: 0.390, SLG: 0.442	K					K	E4	13 HR	1B	3	0	1	0	0	2	0											
13 Chris Colabello, R OBP: 0.462, SLG: 0.636 9 Jeremy Lucas, R OBP: 0.600, SLG: 0.750			G5-3			72 G4-6-3		G5-3		3	1	2	2	0	0	0											
72 Yandy Díaz, R OBP: 0.553, SLG: 0.600 49 Sam Haggerty, S			39 1B			G4-6-3			G4-3	3	0	1	0	1	0	1											
39 Gio Urshela, R OBP: 0.314, SLG: 0.484 58 Kunguan Giljelijaw, R										3	1	2	1	0	0	2											
Inning Stats	R: 0 E: 0 K: 1 S: 5	H: 0 LOB: 0 BB: 0 P: 5	R: 0 E: 0 K: 1 S: 5	H: 0 LOB: 0 BB: 0 P: 5	R: 0 E: 0 K: 0 S: 3	H: 1 LOB: 1 BB: 1 P: 7	R: 0 E: 0 K: 0 S: 4	H: 1 LOB: 1 BB: 0 P: 4	R: 0 E: 0 K: 1 S: 5	H: 0 LOB: 0 BB: 0 P: 5	R: 1 E: 0 K: 2 S: 11	H: 2 LOB: 2 BB: 0 P: 12	R: 2 E: 1 K: 0 S: 6	H: 3 LOB: 2 BB: 0 P: 6	R: 1 E: 0 K: 1 S: 7	H: 2 LOB: 2 BB: 0 P: 8	R: 0 E: 0 K: 1 S: 6	H: 1 LOB: 0 BB: 0 P: 6	1B: 8 2B: 1 3B: 0 HR: 2	SF: 0 SAC: 0 DP: 2 HBP: 1	WP: 0 PB: 0 SB: 1 CS: 1	PA: 38					
PITCHER	IP	WLS	BF	H	R	ER	SO	BB	IBB	HBP	BLK	WP	HR	S	P	ERA	WHIP										
41 John Lackey, R ERA: 2.0	6.0	L	22	5	1	1	5	1	0	0	0	0	1	33	38	1.50	1.000										
84 Jhondaniel Medina, R ERA: 5.14	1.0		6	3	2	2	0	0	0	0	0	0	1	6	6	18.00	3.000										
21 Dylan Floro, R ERA: 9.64	1.0		6	2	1	1	1	0	0	1	0	0	0	7	8	9.00	2.000										
Félix Peña, R ERA: 3.86	1.0		3	1	0	0	1	0	0	0	0	0	0	6	6	0.00	1.000										

Cleveland Indians @ Chicago Cubs
Sloan Park, Mesa, AZ
Fri Mar 24 2017, 4:08 PM - 6:38 PM EDT
Att: 15,473 - Sunny - 74 F

AB 35
R 4
H 11
RBI 4
BB 1
SO 7
LOB 14



Batter	1	2	3	4	5	6	7	8	9	AB	R	H	RBI	BB	SO	LOB	BOTTOM										
2 Tommy La Stella, L OBP: 0.313, SLG: 0.500 96 Jason Vosler, L OBP: 0.222, SLG: 0.222	44 WP		L7			K				3	0	1	0	1	1	1											
5 Albert Almora Jr., R OBP: 0.296, SLG: 0.489 72 John Andreoli, R OBP: 0.297, SLG: 0.300	F9		G6-3			F7		K		2	0	0	0	0	0	2											
44 Anthony Rizzo, L OBP: 0.386, SLG: 0.541 15 Chris Dominguez, R OBP: 0.300, SLG: 0.526	K								K	3	0	1	0	0	2	1											
47 Miguel Montero, L OBP: 0.162, SLG: 0.143 82 Taylor Davis, R OBP: 0.393, SLG: 0.360	G4-3								P4	3	0	0	0	0	1	2											
22 Jason Heyward, L OBP: 0.213, SLG: 0.256 83 Jeffrey Baez, R OBP: 0.500, SLG: 1.000	G3					F8				3	0	1	0	0	0	0											
86 Ian Hapo, S OBP: 0.471, SLG: 0.773	K									3	1	1	2	0	2	1											
66 Munenori Kawasaki, L OBP: 0.391, SLG: 0.399 21 Dylan Floro, L Félix Peña, R Ian Rice, R										3	0	1	0	0	0	2											
41 John Lackey, R 84 Jhondaniel Medina, R 85 Chesny Young, R OBP: 0.333, SLG: 0.400										0	0	0	0	0	0	0											
41 John Lackey, R 84 Jhondaniel Medina, R 85 Chesny Young, R OBP: 0.333, SLG: 0.400										1	0	0	0	0	0	1											
30 Jon Jay, L OBP: 0.319, SLG: 0.372 90 D.J. Wilson, L										2	0	0	0	1	0	1											
Inning Stats	R: 0 E: 0 K: 1 S: 5	H: 0 LOB: 1 BB: 1 P: 10	R: 0 E: 0 K: 1 S: 6	H: 1 LOB: 1 BB: 0 P: 6	R: 0 E: 0 K: 0 S: 3	H: 0 LOB: 0 BB: 1 P: 7	R: 0 E: 0 K: 1 S: 5	H: 0 LOB: 0 BB: 0 P: 5	R: 0 E: 0 K: 2 S: 8	H: 1 LOB: 1 BB: 0 P: 8	R: 0 E: 0 K: 1 S: 5	H: 1 LOB: 1 BB: 0 P: 5	R: 0 E: 0 K: 1 S: 6	H: 1 LOB: 1 BB: 0 P: 6	R: 2 E: 0 K: 2 S: 9	H: 2 LOB: 0 BB: 0 P: 9	1B: 3 2B: 1 3B: 1 HR: 1	SF: 0 SAC: 1 DP: 1 HBP: 1	WP: 1 PB: 0 SB: 0 CS: 1	PA: 34							
PITCHER	IP	WLS	BF	H	R	ER	SO	BB	IBB	HBP	BLK	WP	HR	S	P	ERA	WHIP										
59 Carlos Carrasco, R ERA: 11.45	3.0		11	0	0	0	2	2	0	0	0	0	0	14	23	0.00	1.000										
51 Shawn Armstrong, R ERA: 3.0	2.0	W	7	0	0	0	1	0	0	1	0	0	0	8	9	0.00	0.000										
57 Kyle Crockett, L ERA: 3.0	1.0	H	4	1	0	0	2	0	0	0	0	0	0	8	8	0.00	1.000										
34 Zach McAllister, R ERA: 3.86	1.0	H	3	1	0	0	1	0	0	0	0	0	0	5	5	0.00	1.000										
62 Nick Goody, R ERA: 1.0	1.0		4	1	0	0	1	0	0	0	0	0	0	6	6	0.00	1.000										

Cleveland Indians @ Chicago Cubs
Sloan Park, Mesa, AZ
Fri Mar 24 2017, 4:08 PM - 6:38 PM EDT
Att: 15,473 - Sunny - 74 F

AB 30
R 2
H 6
RBI 2
BB 2
SO 9
LOB 12



Batter	1	2	3	4	5	6	7	8	9	AB	R	H	RBI	BB	SO	LOB	TOP																	
32 Jacob May, S OBP: 0.389, SLG: 0.577 87 Alex Call, R										4	1	2	1	0	1	0	Chicago White Sox @ Cleveland Indians Goodyear Ballpark, Goodyear, AZ Sat Mar 25 2017, 4:08 PM - 6:53 PM EDT Att: 7,251 - Partly Cloudy - 80 F																	
7 Tim Anderson, R OBP: 0.395, SLG: 0.449 28 Leury Garcia, S										3	0	0	0	0	0	2																		
53 Melky Cabrera, S OBP: 0.294, SLG: 0.280 82 Nicky Delmonico, L										3	0	0	0	0	0	0																		
79 José Abreu, R OBP: 0.288, SLG: 0.407 84 Danny Hayes, L										4	1	1	1	0	1	0																		
21 Todd Frazier, R OBP: 0.207, SLG: 0.250 24 Matt Davidson, R										3	0	0	0	0	1	0																		
25 Cody Asche, L OBP: 0.485, SLG: 0.763 92 Mason Robbins, L										3	1	2	1	0	0	0																		
32 Rymer Liriano, R OBP: 0.264, SLG: 0.340										4	0	0	0	0	2	1																		
36 Kevan Smith, R OBP: 0.438, SLG: 0.567 94 Seby Zavala, R										3	1	2	0	0	0	0																		
39 Everth Cabrera, S OBP: 0.295, SLG: 0.425 89 Jake Peter, L										3	1	2	2	0	1	1																		
Inning Stats	R: 1 E: 0 K: 0 S: 5	H: 1 LOB: 0 BB: 0 P: 6	R: 1 E: 0 K: 3 S: 12	H: 2 LOB: 1 BB: 0 P: 13	R: 0 E: 0 K: 0 S: 3	H: 0 LOB: 0 BB: 0 P: 3	R: 0 E: 0 K: 0 S: 3	H: 2 LOB: 0 BB: 0 P: 5	R: 1 E: 0 K: 1 S: 7	H: 2 LOB: 1 BB: 0 P: 7	R: 3 E: 0 K: 2 S: 10	H: 3 LOB: 0 BB: 0 P: 11	R: 0 E: 0 K: 1 S: 5	H: 0 LOB: 0 BB: 0 P: 5	R: 4 E: 0 K: 0 S: 7	H: 3 LOB: 0 BB: 1 P: 12		1B: 6 2B: 1 3B: 0 HR: 6	SF: 0 SAC: 0 DP: 0 HBP: 0	WP: 0 PB: 0 CS: 0	PA: 41													
PITCHER	IP WLS BF H R ER SO BB IBB HBP BLK WP HR S P ERA WHIP																																	
43 Josh Tomlin, R ERA: 5.5	6.1	28	9	5	5	5	0	0	0	0	0	0	4	40	42	7.11	1.421																	
48 Boone Logan, L ERA: 10.13	0.2	3	1	1	1	1	0	0	0	0	0	0	1	5	6	13.50	1.500																	
61 Dan Otero, R ERA:	0.2	H	2	0	0	0	1	0	0	0	0	0	0	4	4	0.00	0.000																	
34 Zach McAllister, R ERA: 3.72	0.1	H	1	0	0	0	0	0	0	0	0	0	0	1	1	0.00	0.000																	
65 Joe Colón, R ERA: 19.9	1.0	L	7	3	4	4	0	1	0	0	0	0	0	1	7	12	36.00	4.000																

Batter	1	2	3	4	5	6	7	8	9	AB	R	H	RBI	BB	SO	LOB	BOTTOM																
41 Carlos Santana, S OBP: 0.261, SLG: 0.435 13 Chris Colabello, R										3	1	2	2	0	0	0	Chicago White Sox @ Cleveland Indians Goodyear Ballpark, Goodyear, AZ Sat Mar 25 2017, 4:08 PM - 6:53 PM EDT Att: 7,251 - Partly Cloudy - 80 F																
12 Francisco Lindor, S OBP: 0.318, SLG: 0.361 64 Erlin Cerda, R										3	0	2	0	0	0	1																	
23 Michael Brantley, L OBP: 0.365, SLG: 0.417 69 Ka'ai Tom, L										3	0	1	0	0	1	1																	
10 Edwin Encarnación, R OBP: 0.333, SLG: 0.361 4 Richie Shaffer, R										3	0	1	1	0	1	0																	
30 Tyler Naquin, L OBP: 0.452, SLG: 0.690 78 Bradley Zimmer, L										2	0	0	0	1	2	2																	
72 Yandy Diaz, R OBP: 0.537, SLG: 0.606 13 Claudio Bautista, R										3	0	1	0	0	1	3																	
55 Roberto Pérez, R OBP: 0.476, SLG: 0.412 45 Erik Kratz, R										1	1	1	0	1	0	0																	
99 Daniel Robertson, R OBP: 0.377, SLG: 0.426 35 Abraham Almonte, S										2	0	0	0	0	0	3																	
1 Michael Martínez, S OBP: 0.380, SLG: 0.563 39 Gio Urshela, R										3	1	1	1	0	0	1																	
Inning Stats	R: 0 E: 0 K: 0 S: 3	H: 1 LOB: 0 BB: 0 P: 3	R: 0 E: 0 K: 1 S: 6	H: 1 LOB: 2 BB: 0 P: 7	R: 0 E: 0 K: 0 S: 3	H: 1 LOB: 0 BB: 0 P: 3	R: 0 E: 0 K: 3 S: 9	H: 0 LOB: 1 BB: 1 P: 13	R: 4 E: 0 K: 1 S: 13	H: 5 LOB: 2 BB: 0 P: 16	R: 0 E: 0 K: 1 S: 5	H: 0 LOB: 1 BB: 1 P: 9	R: 3 E: 0 K: 1 S: 7	H: 3 LOB: 1 BB: 1 P: 11	R: 0 E: 0 K: 0 S: 3	H: 1 LOB: 0 BB: 0 P: 3		R: 0 E: 0 K: 0 S: 3	H: 0 LOB: 0 BB: 0 P: 3	1B: 6 2B: 4 3B: 2 HR: 1	SF: 0 SAC: 0 DP: 4 HBP: 2	WP: 0 PB: 0 CS: 0	PA: 40										
PITCHER	IP WLS BF H R ER SO BB IBB HBP BLK WP HR S P ERA WHIP																																
68 Dylan Covey, R ERA: 6.94	0.2	B	6	4	4	4	1	0	0	0	0	0	1	11	13	54.00	6.000																
76 Zack Burdi, R ERA: 7.39	0.2		4	1	0	0	1	0	0	0	0	0	5	6	0.00	1.500																	
81 Aaron Bummer, L ERA: 3.18	1.1		9	3	3	3	2	2	0	0	0	0	0	11	19	20.25	3.750																
66 Michael Ynoa, R ERA: 6.08	2.2	W	7	1	0	0	0	0	0	0	0	0	0	7	7	0.00	0.375																

Batter	1	2	3	4	5	6	7	8	9	AB	R	H	RBI	BB	SO	LOB	TOP																						
12 Kyle Schwarber, L (1,9) OBP: 0.333, SLG: 0.521 72 John Andreoli, R (6,9) OBP: 0.295, SLG: 0.297										4	0	0	0	0	2	2																							
17 Kris Bryant, R (1,5) OBP: 0.357, SLG: 0.627 54 Yasiel Balaguert, R (7,3) OBP: 0.625, SLG: 1.250										4	0	2	0	0	1	0																							
44 Anthony Rizzo, L (1,3) OBP: 0.354, SLG: 0.558 3 David Bote, R (7,4) OBP: 0.455, SLG: 0.556										3	0	0	0	1	2	2																							
9 Javier Báez, R (1,4) OBP: 0.259, SLG: 0.308 56 Héctor Rondón, R (7,1) OBP: 0.455, SLG: 0.556										4	0	0	0	0	2	2																							
40 Wilson Contreras, R (1,2) OBP: 0.392, SLG: 0.745										4	2	2	2	0	1	0																							
86 Ian Happ, S (1,7) OBP: 0.458, SLG: 0.765										3	0	0	0	1	2	0																							
5 Albert Almora Jr., R (1,8) OBP: 0.329, SLG: 0.627										4	1	2	0	0	1	0																							
34 Jon Lester, L (1,1) OBP: 0.333, SLG: 0.333 Jaime Candelario, S (7,5) OBP: 0.292, SLG: 0.350										3	0	1	1	0	1	2																							
85 Chesny Young, R (1,6) OBP: 0.375, SLG: 0.489										3	0	0	0	1	1	2																							
Inning Stats	R: 0 E: 0 K: 2 S: 8	H: 1 LOB: 1 BB: 0 P: 9	R: 0 E: 0 K: 2 S: 8	H: 1 LOB: 2 BB: 1 P: 12	R: 0 E: 0 K: 2 S: 7	H: 0 LOB: 1 BB: 1 P: 11	R: 1 E: 0 K: 2 S: 9	H: 1 LOB: 0 BB: 0 P: 10	R: 0 E: 0 K: 1 S: 6	H: 1 LOB: 1 BB: 0 P: 6	R: 2 E: 0 K: 1 S: 9	H: 3 LOB: 2 BB: 1 P: 15	R: 0 E: 0 K: 2 S: 5	H: 0 LOB: 0 BB: 0 P: 5	R: 0 E: 0 K: 2 S: 7	H: 0 LOB: 0 BB: 0 P: 7	R: 0 E: 0 K: 1 S: 5	H: 0 LOB: 0 BB: 0 P: 5	1B: 3 2B: 2 3B: 0 HR: 2	SF: 0 SAC: 0 DP: 0 HBP: 0	WP: 0 PB: 0 SB: 0 CS: 0	PA: 37																	
PITCHER	IP	WLS	BF	H	R	ER	SO	BB	IBB	HBP	BLK	WP	HR	S	P	ERA	WHIP	PITCHER					IP	WLS	BF	H	R	ER	SO	BB	IBB	HBP	BLK	WP	HR	S	P	ERA	WHIP
31 Danny Salazar, R (1,1) ERA: 4.85	5.2	W	24	5	2	2	9	2	0	0	0	0	2	42	54	3.18	1.235																						
51 Shawn Armstrong, R (6,1) ERA: 0.53	0.1	H	4	2	1	1	1	1	0	0	0	0	0	5	9	27.00	9.000																						
24 Andrew Miller, L (7,1) ERA: 5.4	1.0	H	3	0	0	0	1	0	0	0	0	0	0	5	5	0.00	0.000																						
62 Nick Goody, R (8,1) ERA: 0.9	1.0	H	3	0	0	0	2	0	0	0	0	0	0	7	7	0.00	0.000																						
57 Kyle Crockett, L (9,1) ERA: 2.7	1.0	S	3	0	0	0	1	0	0	0	0	0	0	5	5	0.00	0.000																						

Chicago Cubs @ Cleveland Indians
Goodyear Ballpark, Goodyear, AZ
Mon Mar 27 2017, 9:07 PM - 11:30 PM EDT
Att: 11,624 - Clear - 79 F

AB 34
R 3
H 7
RBI 3
BB 3
SO 14
LOB 10



Batter	1	2	3	4	5	6	7	8	9	AB	R	H	RBI	BB	SO	LOB	BOTTOM																						
11 José Ramírez, S (1,4) OBP: 0.308, SLG: 0.458 4 Ivan Castillo, S (8,FR) (8,4)										4	0	1	0	0	0	1																							
12 Francisco Lindor, S (1,6) OBP: 0.299, SLG: 0.320 4 Willi Castro, S (9,6) OBP: 0.167, SLG: 0.333										4	0	0	0	0	1	1																							
41 Carlos Santana, S (1,10) OBP: 0.222, SLG: 0.370										4	0	0	0	0	0	1																							
10 Edwin Encarnación, R (1,3) OBP: 0.333, SLG: 0.385 7 Joe Sever, R (7,3) OBP: 0.200, SLG: 0.200										3	1	1	0	0	2	0																							
6 Brandon Guyer, R (1,7) OBP: 0.371, SLG: 0.400										3	1	1	0	0	1	0																							
26 Austin Jackson, R (1,8) OBP: 0.400, SLG: 0.643 69 Todd Isaacs, R (8,8)										3	1	1	1	0	0	0																							
72 Yandy Díaz, R (1,5) OBP: 0.560, SLG: 0.556 1 Yhoxian Medina, R (8,5)										3	0	0	1	0	1	1																							
55 Roberto Pérez, R (1,2) OBP: 0.462, SLG: 0.400 45 Erik Kratz, R (8,2) OBP: 0.303, SLG: 0.613										3	0	1	0	0	0	0																							
35 Abraham Almonte, S (1,9) OBP: 0.442, SLG: 0.638 65 Will Benson, L (8,PH) (9,9)										2	1	1	2	0	0	1																							
Inning Stats	R: 0 E: 0 K: 1 S: 5	H: 0 LOB: 0 BB: 0 P: 5	R: 3 E: 0 K: 0 S: 7	H: 4 LOB: 1 BB: 0 P: 8	R: 0 E: 0 K: 1 S: 5	H: 0 LOB: 0 BB: 0 P: 5	R: 0 E: 0 K: 1 S: 5	H: 0 LOB: 0 BB: 0 P: 5	R: 1 E: 0 K: 0 S: 6	H: 1 LOB: 0 BB: 0 P: 8	R: 0 E: 0 K: 2 S: 7	H: 0 LOB: 0 BB: 0 P: 7	R: 0 E: 0 K: 0 S: 3	H: 0 LOB: 0 BB: 0 P: 3	R: 0 E: 0 K: 1 S: 6	H: 1 LOB: 1 BB: 0 P: 6	1B: 4 2B: 1 3B: 0 HR: 1	SF: 0 SAC: 0 DP: 0 HBP: 0	WP: 0 PB: 0 SB: 1 CS: 0	PA: 30																			
PITCHER	IP	WLS	BF	H	R	ER	SO	BB	IBB	HBP	BLK	WP	HR	S	P	ERA	WHIP	PITCHER					IP	WLS	BF	H	R	ER	SO	BB	IBB	HBP	BLK	WP	HR	S	P	ERA	WHIP
34 Jon Lester, L (1,1) ERA: 5.73	6.0	L	23	5	4	4	4	5	0	0	0	0	0	35	38	6.00	0.833																						
56 Héctor Rondón, R (7,1) ERA: 4.91	0.2		2	0	0	0	0	0	0	0	0	0	0	2	2	0.00	0.000																						
71 Wade Davis, R (7,1) ERA: 18.0	0.1		1	0	0	0	0	0	0	0	0	0	0	1	1	0.00	0.000																						
46 Pedro Strop, R (8,1) ERA: 3.6	1.0		4	1	0	0	1	0	0	0	0	0	0	6	6	0.00	1.000																						

Chicago Cubs @ Cleveland Indians
Goodyear Ballpark, Goodyear, AZ
Mon Mar 27 2017, 9:07 PM - 11:30 PM EDT
Att: 11,624 - Clear - 79 F

AB 30
R 4
H 6
RBI 4
BB 0
SO 6
LOB 5



Batter	1	2	3	4	5	6	7	8	9	AB	R	H	RBI	BB	SO	LOB	TOP				
41 Carlos Santana, S OBP: 0.600, SLG: 1.125										4	1	2	2	1	0	0					
12 Francisco Lindor, S OBP: 0.333, SLG: 0.333										3	0	0	0	1	1	4					
23 Michael Brantley, L OBP: 0.333, SLG: 0.333										4	0	2	1	0	2	1					
10 Edwin Encarnación, R OBP: 0.333, SLG: 0.625										3	0	0	0	1	1	2					
11 José Ramírez, S OBP: 0.375, SLG: 0.667										3	0	0	0	1	0	2					
6 Brandon Guyer, R OBP: 0.667, SLG: 0.667										3	1	2	0	0	0	1					
35 Abraham Almonte, S, PH OBP: 0.600, SLG: 0.333										1	0	0	0	0	1	0					
36 Yandy Díaz, R OBP: 0.250, SLG: 0.250										4	0	0	0	0	1	2					
1 Michael Martínez, S										0	0	0	0	0	0	0					
7 Yan Gomes, R										3	1	0	0	1	2	0					
26 Austin Jackson, R OBP: 0.500, SLG: 0.500										4	1	2	1	0	1	0					
Inning Stats	R: 1 H: 1 E: 0 K: 2 S: 14	H: 1 LOB: 0 BB: 1 P: 22	R: 2 H: 3 E: 0 K: 0 S: 11	H: 3 LOB: 2 BB: 1 P: 24	R: 0 H: 1 E: 0 K: 0 S: 6	H: 1 LOB: 1 BB: 1 P: 12	R: 0 H: 0 E: 0 K: 1 S: 8	H: 0 LOB: 0 BB: 0 P: 9	R: 0 H: 1 E: 0 K: 0 S: 7	H: 1 LOB: 1 BB: 1 P: 15	R: 1 H: 2 E: 0 K: 2 S: 19	H: 2 LOB: 2 BB: 1 P: 29	R: 0 H: 0 E: 0 K: 1 S: 7	H: 0 LOB: 0 BB: 0 P: 8	R: 0 H: 0 E: 0 K: 2 S: 12	H: 0 LOB: 0 BB: 0 P: 19	1B: 7 2B: 0 3B: 0 HR: 1	SF: 0 SAC: 0 DP: 1 HBP: 0	WP: 0 PB: 0 SB: 0 CS: 1	PA: 37	
PITCHER	IP WLS BF H R ER SO BB IBB HBP BLK WP HR S P ERA WHIP	IP WLS BF H R ER SO BB IBB HBP BLK WP HR S P ERA WHIP	IP WLS BF H R ER SO BB IBB HBP BLK WP HR S P ERA WHIP	IP WLS BF H R ER SO BB IBB HBP BLK WP HR S P ERA WHIP	IP WLS BF H R ER SO BB IBB HBP BLK WP HR S P ERA WHIP	IP WLS BF H R ER SO BB IBB HBP BLK WP HR S P ERA WHIP	IP WLS BF H R ER SO BB IBB HBP BLK WP HR S P ERA WHIP	IP WLS BF H R ER SO BB IBB HBP BLK WP HR S P ERA WHIP	IP WLS BF H R ER SO BB IBB HBP BLK WP HR S P ERA WHIP	IP WLS BF H R ER SO BB IBB HBP BLK WP HR S P ERA WHIP	IP WLS BF H R ER SO BB IBB HBP BLK WP HR S P ERA WHIP	IP WLS BF H R ER SO BB IBB HBP BLK WP HR S P ERA WHIP	IP WLS BF H R ER SO BB IBB HBP BLK WP HR S P ERA WHIP	IP WLS BF H R ER SO BB IBB HBP BLK WP HR S P ERA WHIP	IP WLS BF H R ER SO BB IBB HBP BLK WP HR S P ERA WHIP	IP WLS BF H R ER SO BB IBB HBP BLK WP HR S P ERA WHIP	IP WLS BF H R ER SO BB IBB HBP BLK WP HR S P ERA WHIP	IP WLS BF H R ER SO BB IBB HBP BLK WP HR S P ERA WHIP	IP WLS BF H R ER SO BB IBB HBP BLK WP HR S P ERA WHIP	IP WLS BF H R ER SO BB IBB HBP BLK WP HR S P ERA WHIP	IP WLS BF H R ER SO BB IBB HBP BLK WP HR S P ERA WHIP

Cleveland Indians @ Texas Rangers
Globe Life Park in Arlington, Arlington, TX
Tue Apr 04 2017, 8:10 PM - 11:23 PM EDT
Att: 23,574 - Partly Cloudy - 81 F

AB 32
R 4
H 8
RBI 4
BB 5
SO 9
LOB 12

Batter	1	2	3	4	5	6	7	8	9	AB	R	H	RBI	BB	SO	LOB	BOTTOM					
14 Carlos Gómez, R OBP: 0.222, SLG: 0.500										4	0	0	0	0	1	0						
17 Shin-Soo Choo, L OBP: 0.250, SLG: 0.250										4	0	1	0	0	1	0						
30 Nomar Mazara, L OBP: 0.500, SLG: 0.750										4	1	2	0	0	0	0						
5 Mike Napoli, R OBP: 0.375, SLG: 0.333										3	0	1	1	0	1	0						
3 Delino DeShields, R										4	0	1	0	0	2	3						
12 Rougned Odor, L OBP: 0.375, SLG: 1.125										3	1	0	0	0	0	1						
16 Ryan Rua, R										1	0	0	0	0	1	1						
19 Jurickson Profar, S										4	1	2	2	0	2	1						
13 Joey Gallo, L OBP: 0.375, SLG: 0.714										2	0	0	0	1	0	1						
1 Elvis Andrus, R OBP: 0.429, SLG: 0.833										2	0	0	0	1	0	1						
61 Robinson Chirinos, R										3	0	0	0	0	2	1						
Inning Stats	R: 0 H: 0 E: 0 K: 1 S: 8	H: 0 LOB: 0 BB: 0 P: 10	R: 2 H: 2 E: 0 K: 1 S: 14	H: 2 LOB: 1 BB: 1 P: 24	R: 0 H: 2 E: 0 K: 1 S: 11	H: 2 LOB: 0 BB: 0 P: 20	R: 0 H: 0 E: 0 K: 1 S: 7	H: 0 LOB: 0 BB: 0 P: 8	R: 0 H: 0 E: 0 K: 2 S: 9	H: 0 LOB: 0 BB: 0 P: 11	R: 0 H: 1 E: 0 K: 0 S: 7	H: 1 LOB: 0 BB: 0 P: 8	R: 0 H: 0 E: 0 K: 0 S: 5	H: 0 LOB: 0 BB: 0 P: 8	R: 0 H: 0 E: 0 K: 0 S: 7	H: 0 LOB: 0 BB: 0 P: 7	R: 1 H: 2 E: 0 K: 3 S: 18	H: 2 LOB: 1 BB: 0 P: 25	1B: 4 2B: 2 3B: 0 HR: 1	SF: 0 SAC: 0 DP: 1 HBP: 1	WP: 0 PB: 0 SB: 0 CS: 0	PA: 34
PITCHER	IP WLS BF H R ER SO BB IBB HBP BLK WP HR S P ERA WHIP	IP WLS BF H R ER SO BB IBB HBP BLK WP HR S P ERA WHIP	IP WLS BF H R ER SO BB IBB HBP BLK WP HR S P ERA WHIP	IP WLS BF H R ER SO BB IBB HBP BLK WP HR S P ERA WHIP	IP WLS BF H R ER SO BB IBB HBP BLK WP HR S P ERA WHIP	IP WLS BF H R ER SO BB IBB HBP BLK WP HR S P ERA WHIP	IP WLS BF H R ER SO BB IBB HBP BLK WP HR S P ERA WHIP	IP WLS BF H R ER SO BB IBB HBP BLK WP HR S P ERA WHIP	IP WLS BF H R ER SO BB IBB HBP BLK WP HR S P ERA WHIP	IP WLS BF H R ER SO BB IBB HBP BLK WP HR S P ERA WHIP	IP WLS BF H R ER SO BB IBB HBP BLK WP HR S P ERA WHIP	IP WLS BF H R ER SO BB IBB HBP BLK WP HR S P ERA WHIP	IP WLS BF H R ER SO BB IBB HBP BLK WP HR S P ERA WHIP	IP WLS BF H R ER SO BB IBB HBP BLK WP HR S P ERA WHIP	IP WLS BF H R ER SO BB IBB HBP BLK WP HR S P ERA WHIP	IP WLS BF H R ER SO BB IBB HBP BLK WP HR S P ERA WHIP	IP WLS BF H R ER SO BB IBB HBP BLK WP HR S P ERA WHIP	IP WLS BF H R ER SO BB IBB HBP BLK WP HR S P ERA WHIP	IP WLS BF H R ER SO BB IBB HBP BLK WP HR S P ERA WHIP	IP WLS BF H R ER SO BB IBB HBP BLK WP HR S P ERA WHIP	IP WLS BF H R ER SO BB IBB HBP BLK WP HR S P ERA WHIP	IP WLS BF H R ER SO BB IBB HBP BLK WP HR S P ERA WHIP

Cleveland Indians @ Texas Rangers
Globe Life Park in Arlington, Arlington, TX
Tue Apr 04 2017, 8:10 PM - 11:23 PM EDT
Att: 23,574 - Partly Cloudy - 81 F

AB 32
R 3
H 7
RBI 3
BB 1
SO 10
LOB 8

Batter	1	2	3	4	5	6	7	8	9	AB	R	H	RBI	BB	SO	LOB	TOP			
41 Carlos Santana, S (1,9) OBP: 0.417, SLG: 0.619				 12 F9 23 1B						4	1	1	0	0	1	0	Cleveland Indians @ Arizona Diamondbacks Chase Field, Phoenix, AZ Sat Apr 08 2017, 5:12 PM - 8:25 PM MST Att: 28,437 - Partly Cloudy - 86 F			
12 Francisco Lindor, S (1,6) OBP: 0.391, SLG: 0.842						 10 WP		 11 2B		4	1	2	0	0	1	1				
23 Michael Brantley, L (1,7) 6 Brandon Guyer, R (9,PH) OBP: 0.429, SLG: 0.333										3	0	1	1	0	1	1				
10 Edwin Encarnación, R (1,3) OBP: 0.227, SLG: 0.350										4	0	0	0	0	2	3				
11 José Ramírez, S (1,4) OBP: 0.300, SLG: 0.444		 36 G4-6-3								4	0	2	1	0	1	1				
36 Yandy Díaz, R (1,5) OBP: 0.250, SLG: 0.263										4	0	1	0	0	0	2				
30 Tyler Naquin, L (1,8) OBP: 0.385, SLG: 0.417										3	0	0	0	0	0	1				
55 Roberto Pérez, R (1,2) OBP: 0.167, SLG: 0.200										3	0	0	0	0	1	1				
47 Trevor Bauer, R (1,1)										2	0	0	0	0	0	1				
27 Bryan Shaw, S (6,1)										0	0	0	0	0	0	0				
35 Abraham Almonte, S (8,PH) 48 Boone Logan, R (8,1) 51 Shawn Armstrong, R (8,1)										0	0	0	0	0	0	0				
Inning Stats	R: 0 E: 0 K: 3 S: 12	H: 0 LOB: 0 BB: 0 P: 19	R: 0 E: 0 K: 0 S: 6	H: 1 LOB: 0 BB: 0 P: 9	R: 0 E: 0 K: 0 S: 6	H: 0 LOB: 0 BB: 0 P: 10	R: 1 E: 0 K: 1 S: 13	H: 2 LOB: 1 BB: 0 P: 23	R: 0 E: 0 K: 1 S: 10	H: 1 LOB: 1 BB: 0 P: 15	R: 0 E: 0 K: 0 S: 7	H: 0 LOB: 0 BB: 0 P: 12	R: 0 E: 0 K: 0 S: 7	H: 0 LOB: 0 BB: 0 P: 14	R: 1 E: 0 K: 1 S: 13	H: 2 LOB: 1 BB: 0 P: 21	1B: 4 2B: 3 3B: 0 HR: 0	SF: 0 SAC: 0 DP: 1 HBP: 0	WP: 1 PB: 0 SB: 0 CS: 0	PA: 33
PITCHER	IP WLS BF H R ER SO BB IBB HBP BLK WP HR S P ERA WHIP	IP WLS BF H R ER SO BB IBB HBP BLK WP HR S P ERA WHIP	IP WLS BF H R ER SO BB IBB HBP BLK WP HR S P ERA WHIP	IP WLS BF H R ER SO BB IBB HBP BLK WP HR S P ERA WHIP	IP WLS BF H R ER SO BB IBB HBP BLK WP HR S P ERA WHIP	IP WLS BF H R ER SO BB IBB HBP BLK WP HR S P ERA WHIP	IP WLS BF H R ER SO BB IBB HBP BLK WP HR S P ERA WHIP	IP WLS BF H R ER SO BB IBB HBP BLK WP HR S P ERA WHIP	IP WLS BF H R ER SO BB IBB HBP BLK WP HR S P ERA WHIP	IP WLS BF H R ER SO BB IBB HBP BLK WP HR S P ERA WHIP	IP WLS BF H R ER SO BB IBB HBP BLK WP HR S P ERA WHIP	IP WLS BF H R ER SO BB IBB HBP BLK WP HR S P ERA WHIP	IP WLS BF H R ER SO BB IBB HBP BLK WP HR S P ERA WHIP	IP WLS BF H R ER SO BB IBB HBP BLK WP HR S P ERA WHIP	IP WLS BF H R ER SO BB IBB HBP BLK WP HR S P ERA WHIP	IP WLS BF H R ER SO BB IBB HBP BLK WP HR S P ERA WHIP	IP WLS BF H R ER SO BB IBB HBP BLK WP HR S P ERA WHIP			
21 Zack Greinke, R (1,1) ERA: 2.31	6.2	W	24	5	1	1	6	0	0	0	0	0	0	0	0	0	1.35	0.750		
60 J.J. Hoover, R (7,1) ERA: 4.91	1.1		4	0	0	0	0	0	0	0	0	0	0	0	0	0	0.00	0.000		
29 Jorge De La Rosa, L (9,1) ERA: 3.0	1.0		5	2	1	1	1	0	0	0	0	0	0	0	0	0	9.00	2.000		

Batter	1	2	3	4	5	6	7	8	9	AB	R	H	RBI	BB	SO	LOB	BOTTOM			
16 Chris Owings, R (1,6) OBP: 0.348, SLG: 0.333										5	1	1	1	0	1	0	Cleveland Indians @ Arizona Diamondbacks Chase Field, Phoenix, AZ Sat Apr 08 2017, 5:12 PM - 8:25 PM MST Att: 28,437 - Partly Cloudy - 86 F			
6 David Peralta, L (1,9) 29 Jorge De La Rosa, L (9,1) OBP: 0.292, SLG: 0.545								 22 FC6-4 3 BB		4	1	1	1	1	2	0				
44 Paul Goldschmidt, R (1,3) 3 Daniel Descalso, L (8,PH) OBP: 0.400, SLG: 0.250						 22 S 24 3B				4	1	1	0	0	1	0				
22 Jake Lamb, L (1,5) OBP: 0.308, SLG: 0.583								 24 2B 27 2B		5	1	1	1	0	2	3				
24 Yasmany Tomás, R (1,7) 13 Nick Ahmed, R (8,PH) OBP: 0.350, SLG: 0.600		 41 1B				 27 2B		 41 1B 10 1B		4	2	3	1	0	0	0				
27 Brandon Drury, R (1,4) OBP: 0.526, SLG: 0.684				 2 G6-3		 2 1B		 10 1B		4	3	3	2	0	0	1				
41 Jeremy Hazelbaker, L (1,8) OBP: 1.000, SLG: 1.107				 2 G6-3		 2 1B		 10 1B 16 1B		3	1	3	0	1	0	0				
2 Jeff Mathis, R (1,2) OBP: 0.333, SLG: 0.500						 1-2 2-H				4	0	1	1	0	1	6				
21 Zack Greinke, R (1,1) 60 J.J. Hoover, R (7,1)										3	0	0	0	0	1	2				
10 Chris Herrmann, L (8,PH) OBP: 0.667, SLG: 0.600										0	0	0	0	0	0	0				
Inning Stats	R: 0 E: 0 K: 2 S: 9	H: 0 LOB: 0 BB: 0 P: 16	R: 0 E: 0 K: 2 S: 15	H: 2 LOB: 2 BB: 0 P: 30	R: 0 E: 0 K: 1 S: 5	H: 0 LOB: 0 BB: 0 P: 6	R: 0 E: 0 K: 1 S: 8	H: 0 LOB: 0 BB: 0 P: 13	R: 1 E: 0 K: 0 S: 13	H: 2 LOB: 0 BB: 0 P: 19	R: 4 E: 0 K: 2 S: 21	H: 5 LOB: 2 BB: 1 P: 31	R: 0 E: 0 K: 0 S: 8	H: 0 LOB: 0 BB: 0 P: 13	R: 6 E: 0 K: 0 S: 25	H: 6 LOB: 2 BB: 2 P: 39	1B: 10 2B: 3 3B: 1 HR: 1	SF: 0 SAC: 0 DP: 1 HBP: 0	WP: 0 PB: 0 SB: 1 CS: 0	PA: 41
PITCHER	IP WLS BF H R ER SO BB IBB HBP BLK WP HR S P ERA WHIP	IP WLS BF H R ER SO BB IBB HBP BLK WP HR S P ERA WHIP	IP WLS BF H R ER SO BB IBB HBP BLK WP HR S P ERA WHIP	IP WLS BF H R ER SO BB IBB HBP BLK WP HR S P ERA WHIP	IP WLS BF H R ER SO BB IBB HBP BLK WP HR S P ERA WHIP	IP WLS BF H R ER SO BB IBB HBP BLK WP HR S P ERA WHIP	IP WLS BF H R ER SO BB IBB HBP BLK WP HR S P ERA WHIP	IP WLS BF H R ER SO BB IBB HBP BLK WP HR S P ERA WHIP	IP WLS BF H R ER SO BB IBB HBP BLK WP HR S P ERA WHIP	IP WLS BF H R ER SO BB IBB HBP BLK WP HR S P ERA WHIP	IP WLS BF H R ER SO BB IBB HBP BLK WP HR S P ERA WHIP	IP WLS BF H R ER SO BB IBB HBP BLK WP HR S P ERA WHIP	IP WLS BF H R ER SO BB IBB HBP BLK WP HR S P ERA WHIP	IP WLS BF H R ER SO BB IBB HBP BLK WP HR S P ERA WHIP	IP WLS BF H R ER SO BB IBB HBP BLK WP HR S P ERA WHIP	IP WLS BF H R ER SO BB IBB HBP BLK WP HR S P ERA WHIP	IP WLS BF H R ER SO BB IBB HBP BLK WP HR S P ERA WHIP			
47 Trevor Bauer, R (1,1) ERA: 6.35	5.2	L	23	7	4	4	7	0	0	0	0	0	0	0	0	0	6.35	1.235		
27 Bryan Shaw, R (6,1)	1.1		7	2	1	1	1	0	1	0	0	0	0	0	0	0	6.75	1.500		
48 Boone Logan, L (8,1) ERA: 13.5	0.0		1	1	1	1	0	0	0	0	0	0	0	0	0	0	∞	∞		
51 Shawn Armstrong, R (8,1) ERA: 15.0	1.0		10	5	5	5	0	2	0	0	0	0	0	0	0	0	45.00	7.000		

Batter	1	2	3	4	5	6	7	8	9	10	AB	R	H	RBI	BB	SO	LOB	TOP								
20 Tyler Saladino, R OBP: 0.455, SLG: 0.412											4	0	1	0	0	2	2	Chicago White Sox @ Cleveland Indians Progressive Field, Cleveland, OH Tue Apr 11 2017, 4:12 PM - 7:48 PM EDT Att: 35,002 - Cloudy - 67 F								
7 Tim Anderson, R OBP: 0.154, SLG: 0.154											4	0	0	0	0	1	3									
53 Melky Cabrera, S OBP: 0.280, SLG: 0.348											4	0	0	0	0	1	1									
79 José Abreu, R OBP: 0.280, SLG: 0.292											4	0	0	0	0	1	0									
21 Todd Frazier, R OBP: 0.290, SLG: 0.333											4	1	2	1	0	2	0									
25 Cody Asche, L OBP: 0.143, SLG: 0.077											4	0	0	0	0	1	1									
26 Avisail Garcia, R OBP: 0.480, SLG: 0.652											4	0	1	0	0	1	1									
18 Geovany Soto, R OBP: 0.389, SLG: 0.867											4	0	1	0	0	2	1									
32 Jacob May, S											2	0	0	0	0	1	0									
24 Matt Davidson, R OBP: 0.500, SLG: 1.111											1	0	1	0	0	0	0									
28 Leury Garcia, S OBP: 0.200, SLG: 0.400											0	0	0	0	0	0	0									
Inning Stats	R: 0 E: 0 K: 1 S: 8	H: 0 LOB: 0 BB: 0 P: 14	R: 0 E: 0 K: 0 S: 8	H: 1 LOB: 1 BB: 0 P: 13	R: 0 E: 0 K: 3 S: 11	H: 0 LOB: 0 BB: 0 P: 17	R: 0 E: 0 K: 0 S: 9	H: 0 LOB: 0 BB: 0 P: 11	R: 1 E: 0 K: 1 S: 8	H: 2 LOB: 0 BB: 0 P: 15	R: 0 E: 0 K: 0 S: 7	H: 1 LOB: 1 BB: 0 P: 9	R: 0 E: 0 K: 2 S: 10	H: 0 LOB: 0 BB: 0 P: 16	R: 0 E: 0 K: 1 S: 14	H: 2 LOB: 2 BB: 0 P: 21	R: 0 E: 0 K: 3 S: 10	H: 0 LOB: 0 BB: 0 P: 15	S: 6 P: 10	1B: 2 2B: 3 3B: 0 HR: 1	SF: 0 SAC: 0 DP: 0 HBP: 0	WP: 0 PB: 0 SB: 0 CS: 1	PA: 36			
PITCHER	IP 7.0	WLS 24	H 4	R 1	ER 1	SO 7	BB 0	IBB 0	HBP 0	BLK 0	WP 0	HR 1	S 61	P 95	ERA 1.29	WHIP 0.571										
59 Carlos Carrasco, R ERA: 2.13	1.0	5	2	0	0	1	0	0	0	0	0	0	14	21	0.00	2.000										
24 Andrew Miller, L ERA: 2.45	1.0	3	0	0	0	3	0	0	0	0	0	0	10	15	0.00	0.000										
37 Cody Allen, R ERA: 9.0	0.1	1	0	0	0	0	0	0	0	0	0	0	2	4	0.00	0.000										
48 Boone Logan, L ERA: 2.25	0.2	W	2	0	0	0	1	0	0	0	0	0	4	6	0.00	0.000										

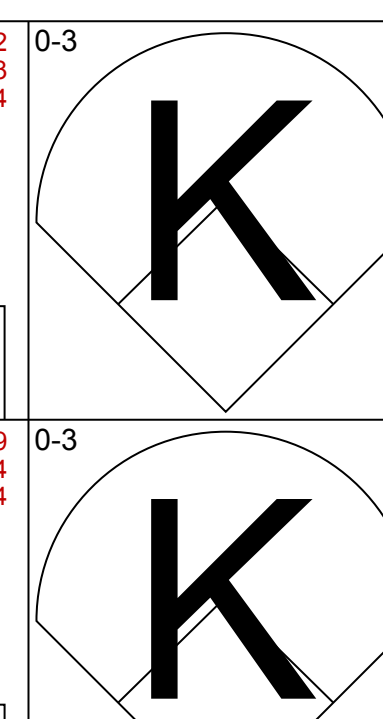

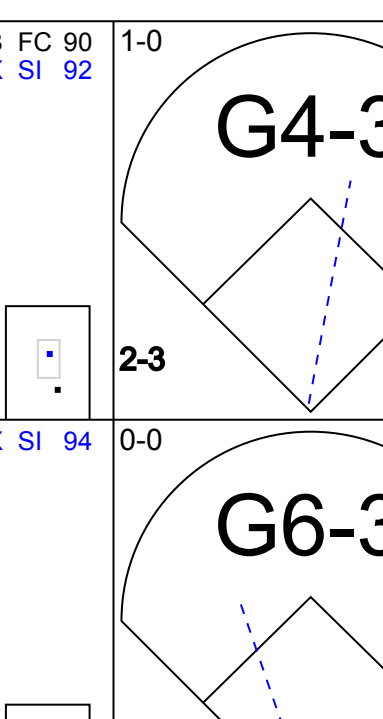
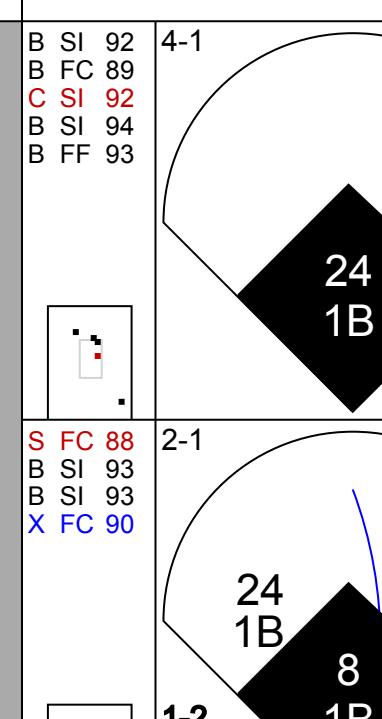
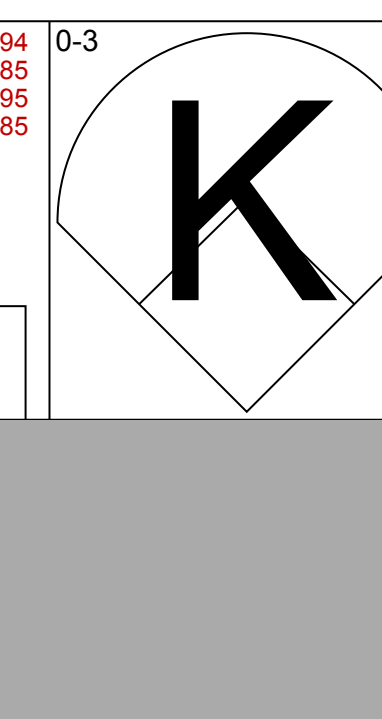

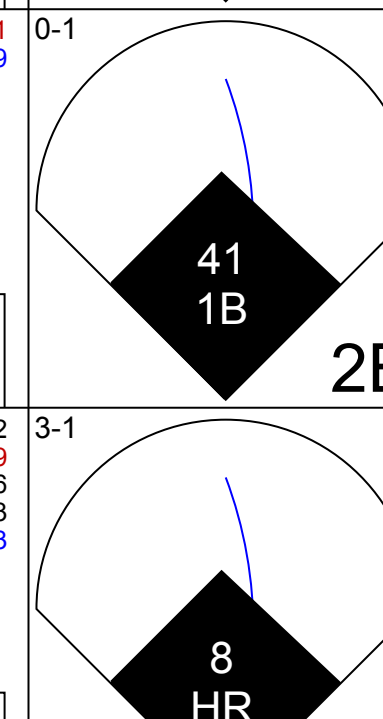
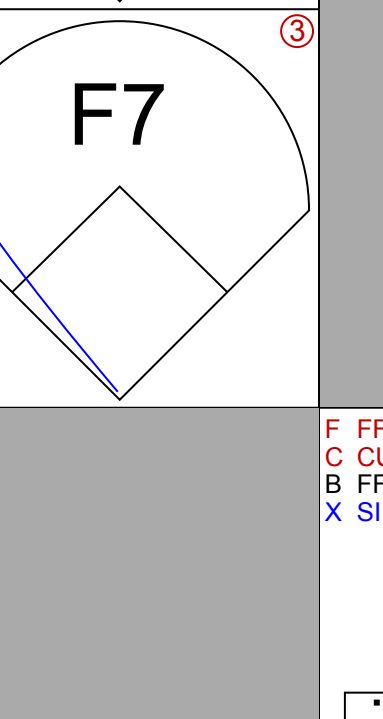
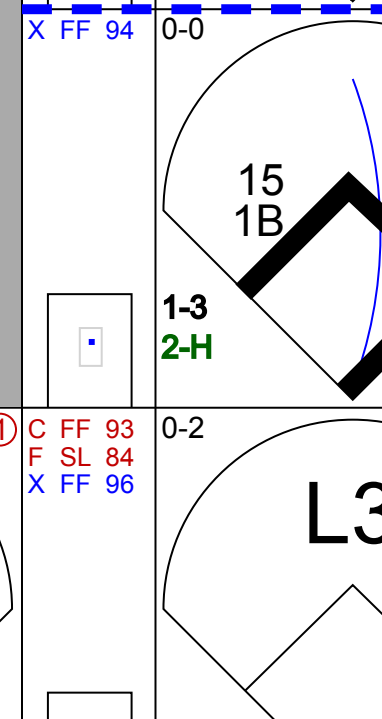
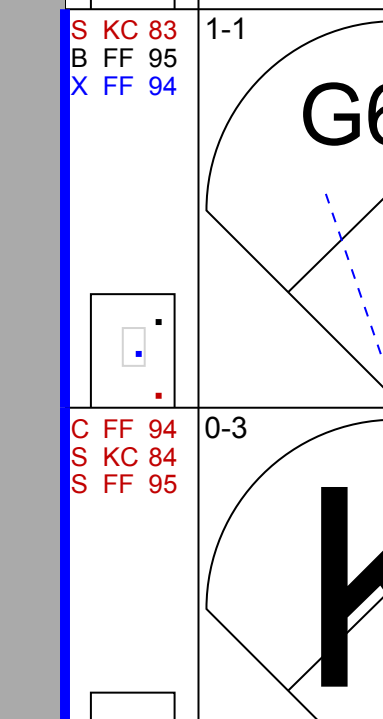

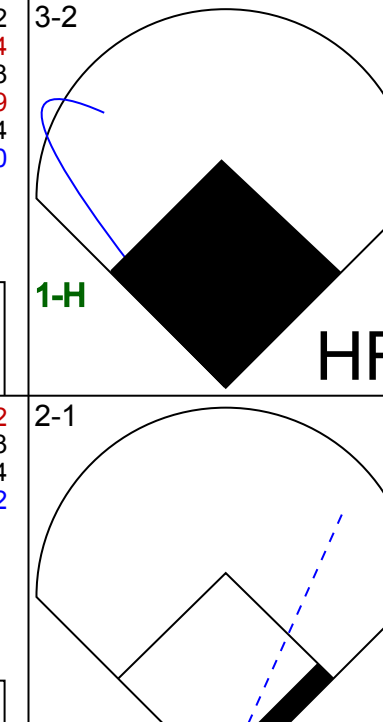

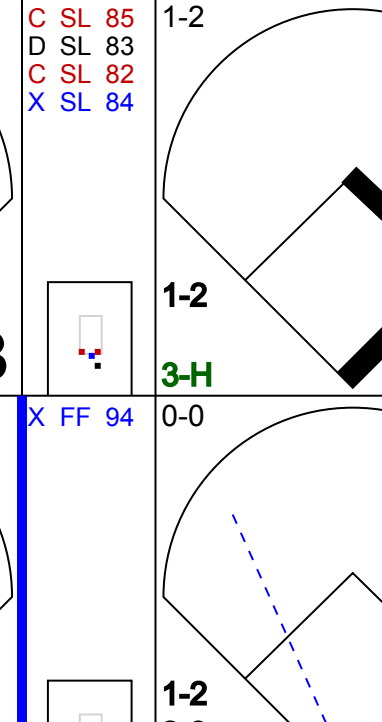


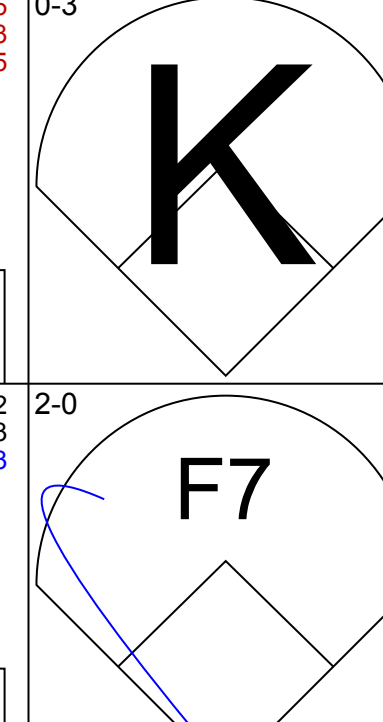
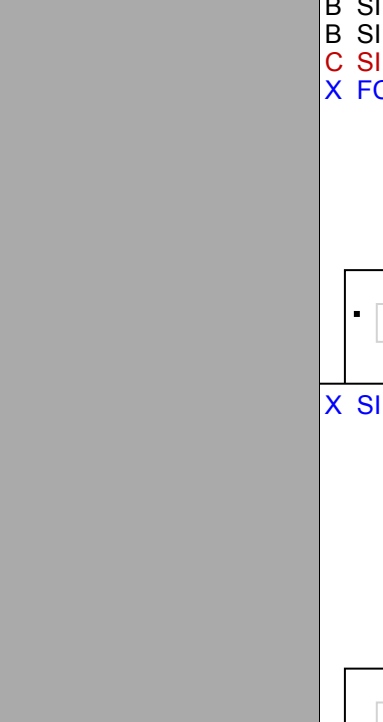
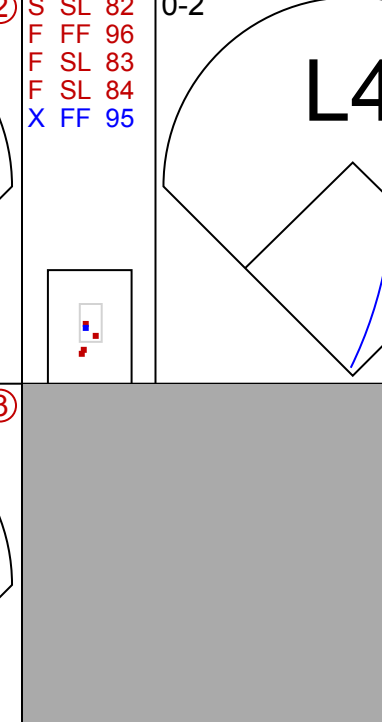



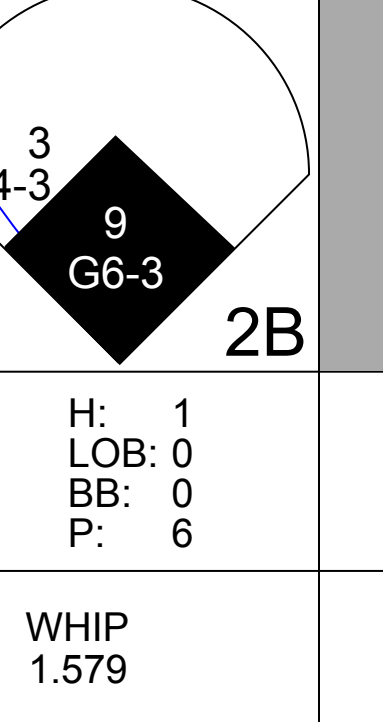
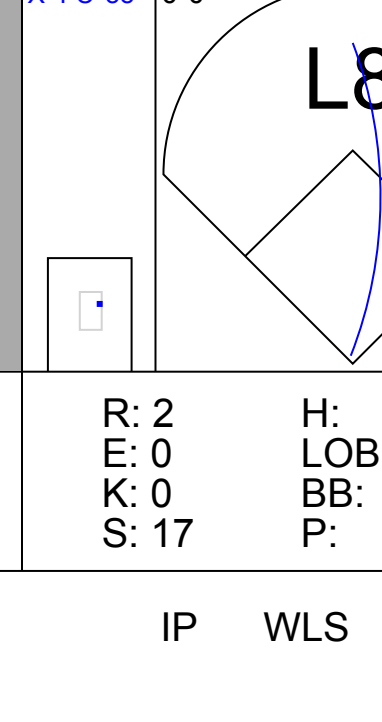
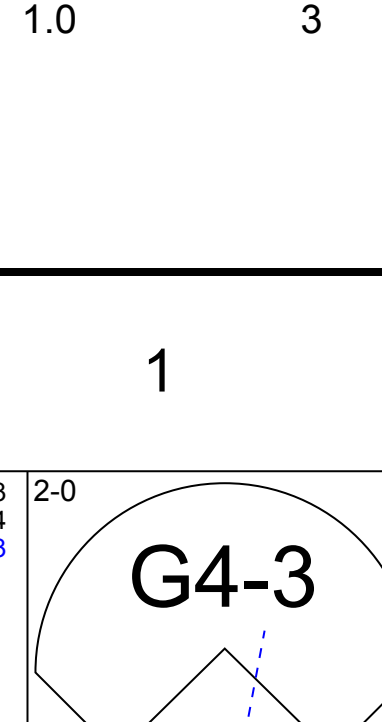
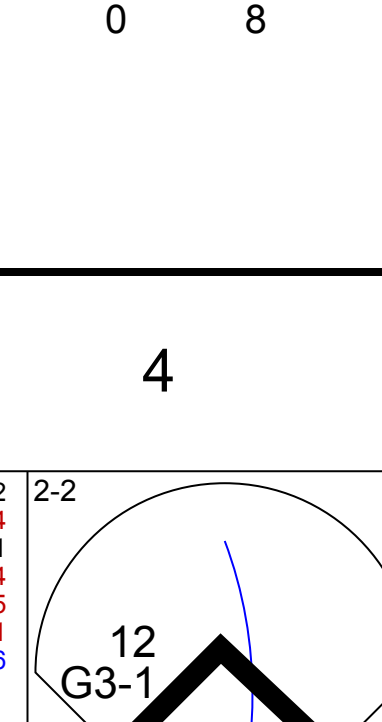
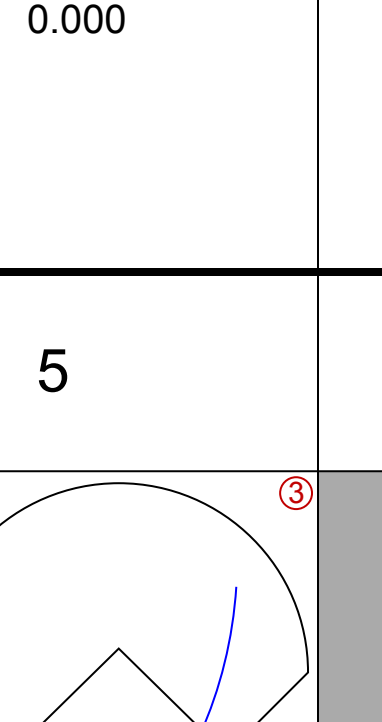
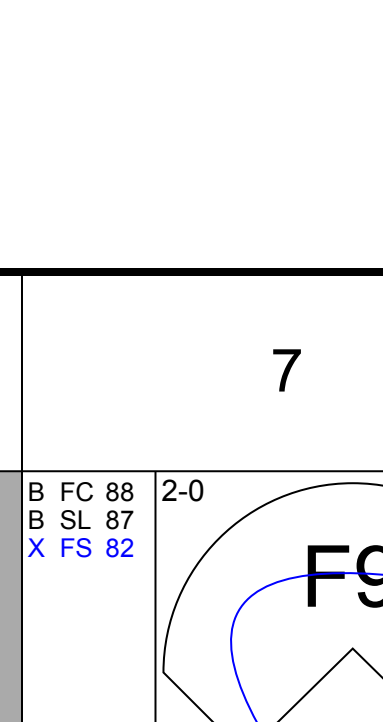
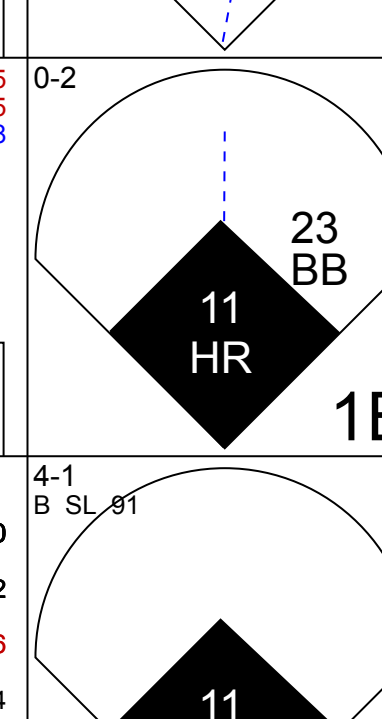
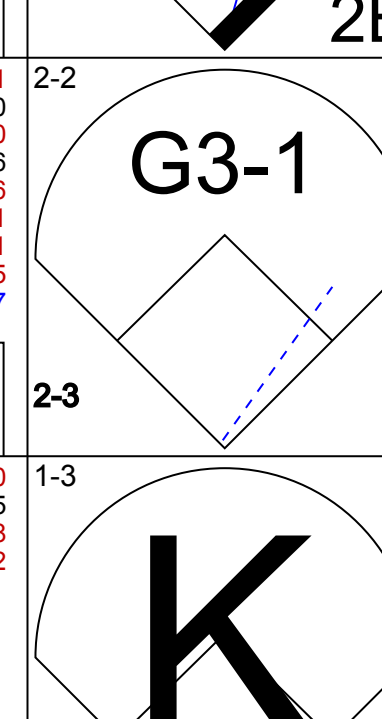
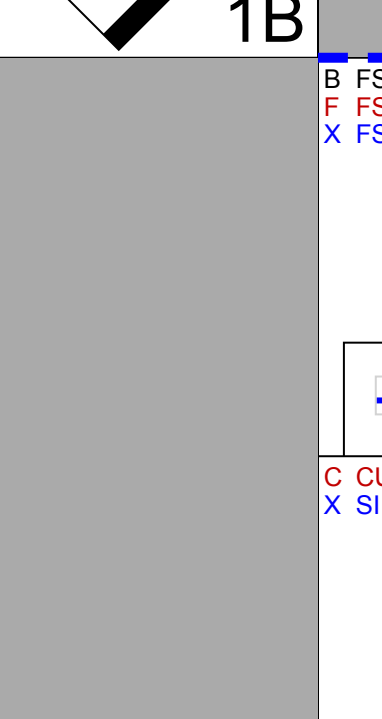

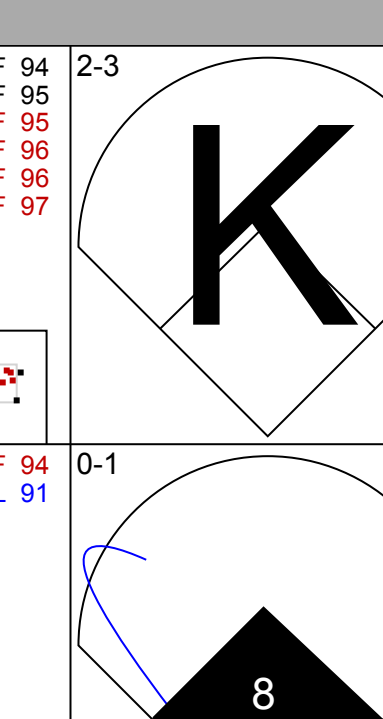
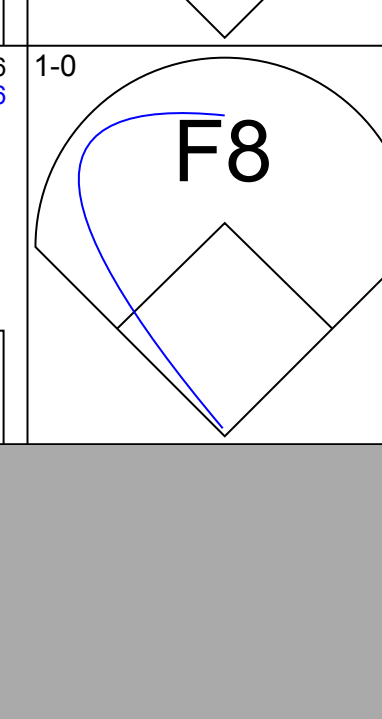
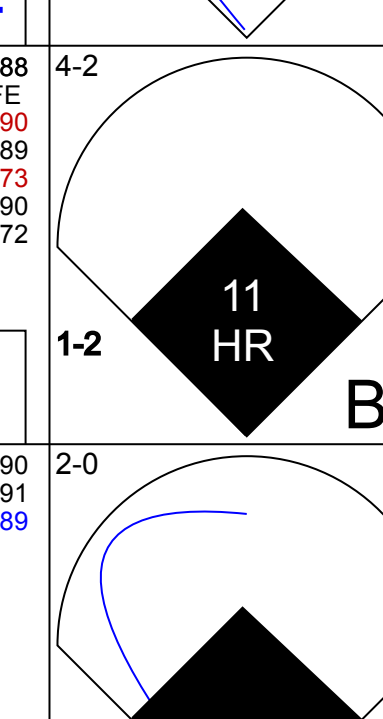
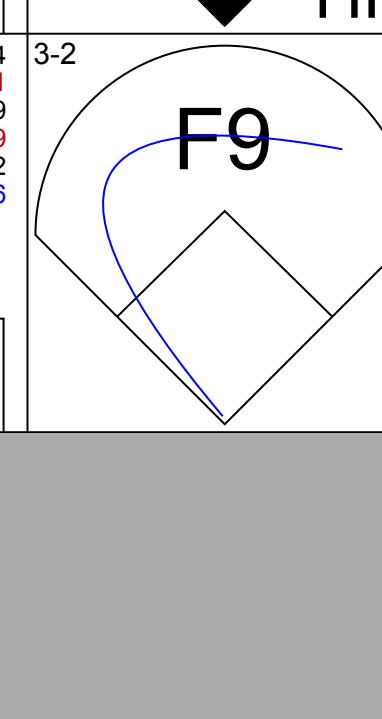

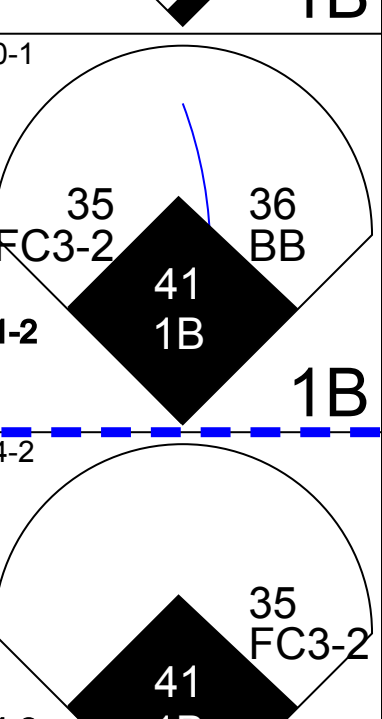
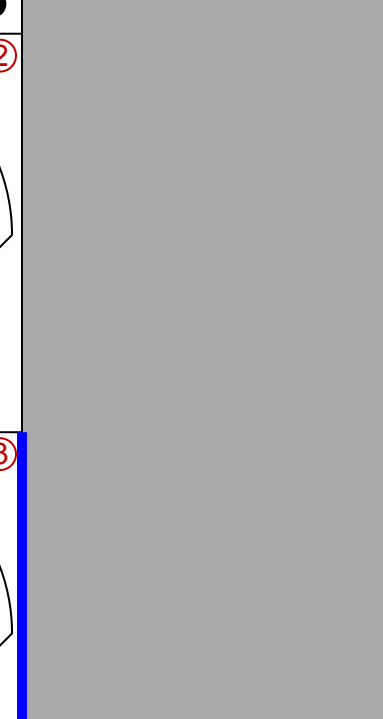
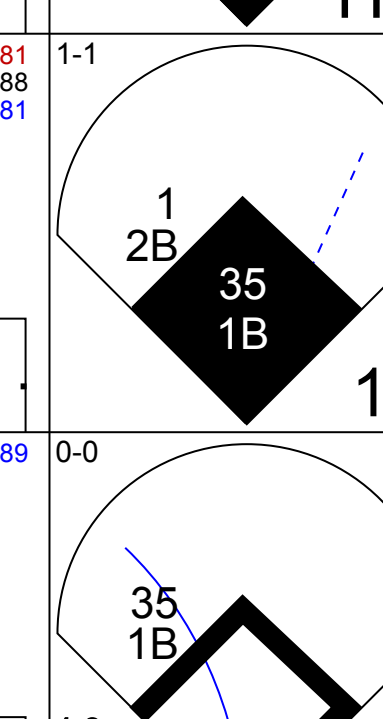
Batter	1	2	3	4	5	6	7	8	9	10	AB	R	H	RBI	BB	SO	LOB	BOTTOM								
41 Carlos Santana, S OBP: 0.324, SLG: 0.433											4	0	0	0	1	1	1	Chicago White Sox @ Cleveland Indians Progressive Field, Cleveland, OH Tue Apr 11 2017, 4:12 PM - 7:48 PM EDT Att: 35,002 - Cloudy - 67 F								
12 Francisco Lindor, S OBP: 0.406, SLG: 0.806											2	2	1	1	2	0	0									
23 Michael Brantley, L OBP: 0.348, SLG: 0.500											3	0	1	1	2	1	0									
10 Edwin Encarnación, R OBP: 0.297, SLG: 0.333											4	0	0	0	0	2	6									
11 José Ramírez, S OBP: 0.296, SLG: 0.400										3	0	1	0	1	1	0	0									
36 Yandy Diaz, R OBP: 0.250, SLG: 0.259										4	0	1	0	0	1	2	0									
30 Tyler Naquin, L OBP: 0.278, SLG: 0.294										4	0	0	0	0	3	3	0									
7 Yan Gomes, R OBP: 0.190, SLG: 0.056										4	0	0	0	0	2	3	0									
35 Abraham Almonte, S OBP: 0.500, SLG: 0.364											3	0	1	0	1	1	0									
Inning Stats	R: 1 E: 0 K: 2 S: 11	H: 1 LOB: 0 BB: 0 P: 20	R: 0 E: 0 K: 2 S: 10	H: 0 LOB: 1 BB: 1 P: 17	R: 0 E: 0 K: 0 S: 10	H: 0 LOB: 0 BB: 0 P: 14	R: 0 E: 0 K: 1 S: 7	H: 0 LOB: 0 BB: 0 P: 12	R: 0 E: 0 K: 1 S: 8	H: 0 LOB: 0 BB: 0 P: 15	R: 0 E: 0 K: 0 S: 10	H: 1 LOB: 2 BB: 2 P: 26	R: 0 E: 0 K: 2 S: 11	H: 1 LOB: 1 BB: 0 P: 16	R: 0 E: 0 K: 0 S: 10	H: 0 LOB: 2 BB: 3 P: 19	R: 0 E: 1 K: 2 S: 12		H: 1 LOB: 1 BB: 0 P: 20	R: 1 E: 0 K: 2 S: 11	H: 1 LOB: 1 BB: 1 P: 19	1B: 1 2B: 3 3B: 0 HR: 1	SF: 0 SAC: 1 DP: 2 HBP: 0	WP: 1 PB: 0 SB: 0 CS: 0	PA: 39	
PITCHER	IP 5.1	WLS 20	H 2	R 1	ER 1	SO 6	BB 1	IBB 1	HBP 0	BLK 0	WP 0	HR 1	S 51	P 92	ERA 1.69	WHIP 0.562										
33 James Shields, R ERA: 1.69	0.0	1	0	0	0	0	1	0	0	0	0	0	2	6	∞	∞										
43 Dan Jennings, L ERA: 5.4	1.2	5	1	0	0	2	0	0	0	0	1	0	14	22	0.00	0.600										
57 Zach Putnam, R ERA: 5.4	1.0	5	0	0	0	0	2	1	0	0	0	0	10	19	0.00	2.000										
65 Nate Jones, R ERA: 3.38	1.0	4	1	0	0	2	0	0	0	0	0	0	12	20	0.00	1.000										

AB	35
R	1
H	6
RBI	1
BB	0
SO	12
LOB	9

AB	31
R	2
H	5
RBI	2
BB	7
SO	12
LOB	15

Batter	1	2	3	4	5	6	7	8	9	AB	R	H	RBI	BB	SO	LOB	TOP								
3 Ian Kinsler, R OBP: 0.421, SLG: 0.500										5	1	1	0	0	1	3	Detroit Tigers @ Cleveland Indians Progressive Field, Cleveland, OH Fri Apr 14, 2017, 7:12 PM - 11:11 PM EDT Att: 25,423 - Partly Cloudy - 50 F								
9 Nick Castellanos, R OBP: 0.273, SLG: 0.488										5	0	1	1	0	2	2									
24 Miguel Cabrera, R OBP: 0.317, SLG: 0.333										3	1	1	3	2	0	0									
41 Victor Martinez, S OBP: 0.256, SLG: 0.176										5	0	0	0	0	0	4									
8 Justin Upton, R OBP: 0.344, SLG: 0.346										4	1	1	0	0	1	0									
18 Tyler Collins, L OBP: 0.360, SLG: 0.458										4	1	1	0	0	1	1									
31 Alex Avila, L OBP: 0.700, SLG: 1.250										3	1	2	2	1	1	1									
40 JaCoby Jones, R OBP: 0.345, SLG: 0.480										4	0	1	0	0	2	2									
1 Jose Iglesias, R OBP: 0.250, SLG: 0.438										4	2	3	1	0	0	0									
Inning Stats	R: 0 E: 0 K: 10 S: 10	H: 0 LOB: 1 BB: 1 P: 18	R: 1 E: 0 K: 2 S: 18	H: 3 LOB: 2 BB: 0 P: 27	R: 0 E: 0 K: 3 S: 5	H: 0 LOB: 1 BB: 1 P: 10	R: 0 E: 0 K: 3 S: 13	H: 0 LOB: 1 BB: 1 P: 20	R: 3 E: 0 K: 1 S: 20	H: 3 LOB: 0 BB: 0 P: 30	R: 2 E: 0 K: 1 S: 14	H: 2 LOB: 0 BB: 0 P: 20	R: 0 E: 1 K: 1 S: 5	H: 0 LOB: 0 BB: 0 P: 7	R: 0 E: 0 K: 0 S: 9	H: 1 LOB: 1 BB: 0 P: 15	R: 1 E: 0 K: 0 S: 14	H: 2 LOB: 1 BB: 1 P: 22	1B: 7 2B: 2 3B: 0 HR: 2	SF: 0 SAC: 0 DP: 2 HBP: 0	WP: 0 PB: 0 SB: 0 CS: 0	PA: 40			
PITCHER	IP WLS BF H R ER SO BB IBB HBP BLK WP HR S P ERA WHIP	IP WLS BF H R ER SO BB IBB HBP BLK WP HR S P ERA WHIP	IP WLS BF H R ER SO BB IBB HBP BLK WP HR S P ERA WHIP	IP WLS BF H R ER SO BB IBB HBP BLK WP HR S P ERA WHIP	IP WLS BF H R ER SO BB IBB HBP BLK WP HR S P ERA WHIP	IP WLS BF H R ER SO BB IBB HBP BLK WP HR S P ERA WHIP	IP WLS BF H R ER SO BB IBB HBP BLK WP HR S P ERA WHIP	IP WLS BF H R ER SO BB IBB HBP BLK WP HR S P ERA WHIP	IP WLS BF H R ER SO BB IBB HBP BLK WP HR S P ERA WHIP	IP WLS BF H R ER SO BB IBB HBP BLK WP HR S P ERA WHIP	IP WLS BF H R ER SO BB IBB HBP BLK WP HR S P ERA WHIP	IP WLS BF H R ER SO BB IBB HBP BLK WP HR S P ERA WHIP	IP WLS BF H R ER SO BB IBB HBP BLK WP HR S P ERA WHIP	IP WLS BF H R ER SO BB IBB HBP BLK WP HR S P ERA WHIP	IP WLS BF H R ER SO BB IBB HBP BLK WP HR S P ERA WHIP	IP WLS BF H R ER SO BB IBB HBP BLK WP HR S P ERA WHIP	IP WLS BF H R ER SO BB IBB HBP BLK WP HR S P ERA WHIP	IP WLS BF H R ER SO BB IBB HBP BLK WP HR S P ERA WHIP	IP WLS BF H R ER SO BB IBB HBP BLK WP HR S P ERA WHIP	IP WLS BF H R ER SO BB IBB HBP BLK WP HR S P ERA WHIP	IP WLS BF H R ER SO BB IBB HBP BLK WP HR S P ERA WHIP	IP WLS BF H R ER SO BB IBB HBP BLK WP HR S P ERA WHIP	IP WLS BF H R ER SO BB IBB HBP BLK WP HR S P ERA WHIP	IP WLS BF H R ER SO BB IBB HBP BLK WP HR S P ERA WHIP	IP WLS BF H R ER SO BB IBB HBP BLK WP HR S P ERA WHIP
47 Trevor Bauer, R ERA: 8.44	5.0	L	25	8	6	6	6	2	0	0	0	0	0	0	0	0	0	0	0	15	21	0.00	0.000		
Nick Goody, R ERA	2.0		6	0	0	0	2	0	0	0	0	0	0	0	0	0	0	0	0	9	15	0.00	1.000		
61 Dan Otero, R ERA: 5.06	1.0		4	1	0	0	2	0	0	0	0	0	0	0	0	0	0	0	0	14	22	9.00	3.000		
27 Bryan Shaw, R ERA: 3.6	1.0		5	2	1	1	0	1	0	0	0	0	0	0	0	0	0	0	0	14	22	9.00	3.000		

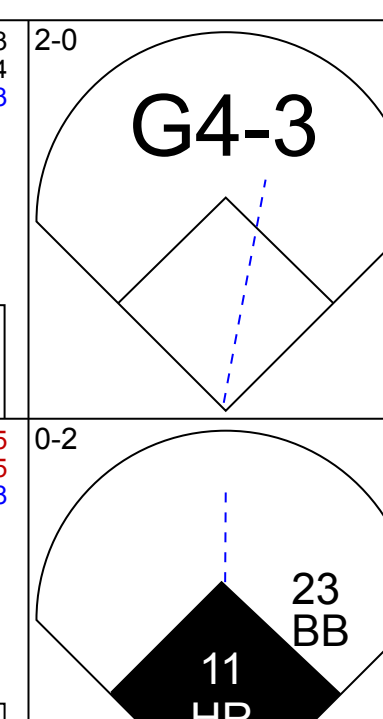
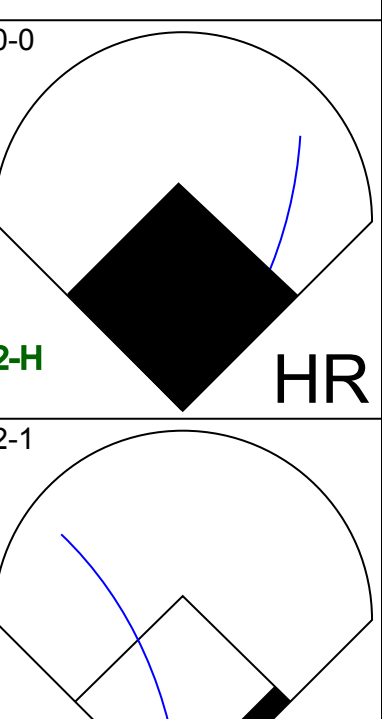
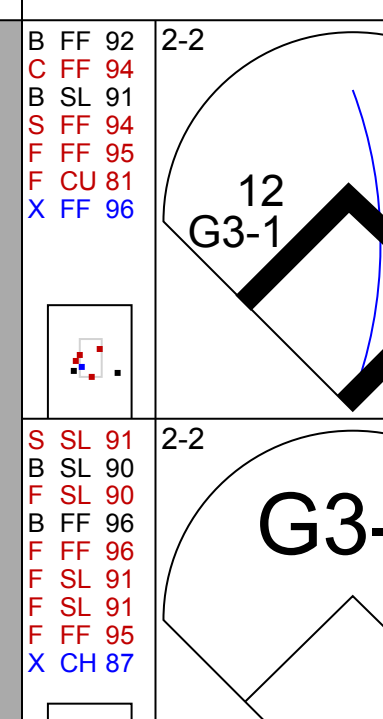
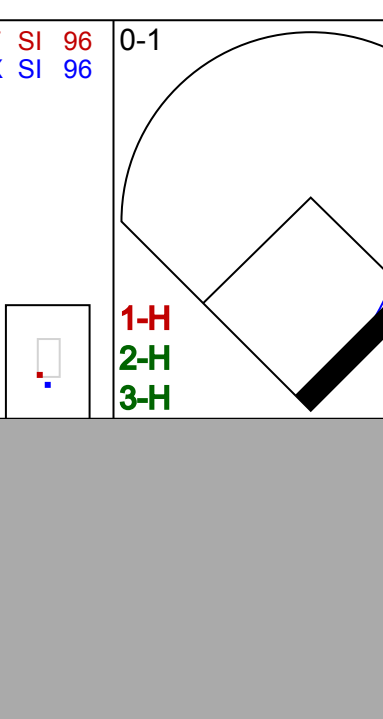
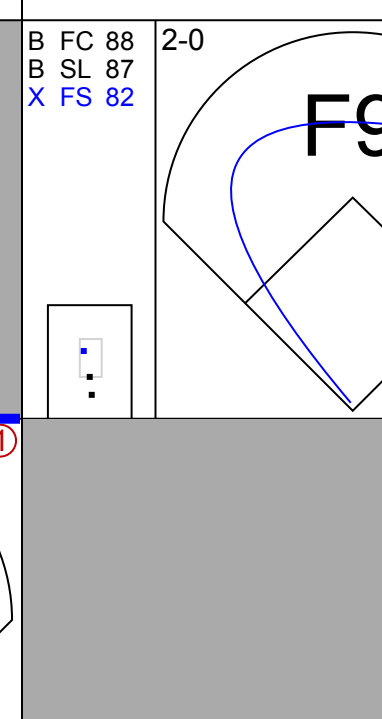
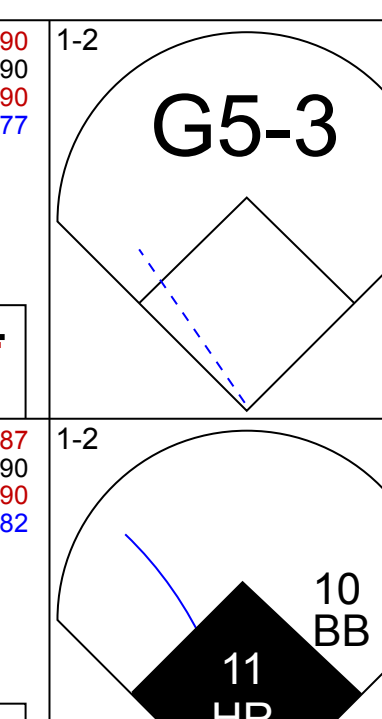
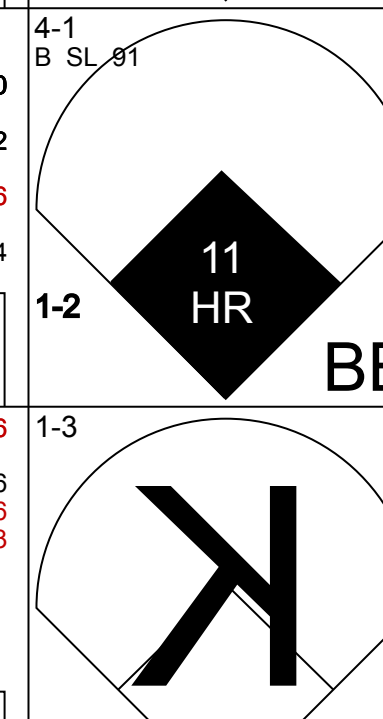
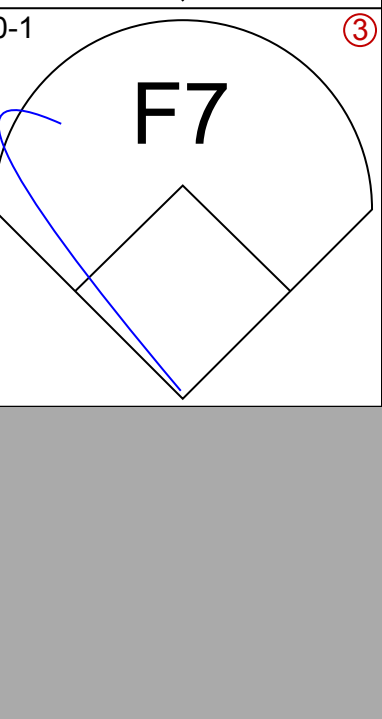
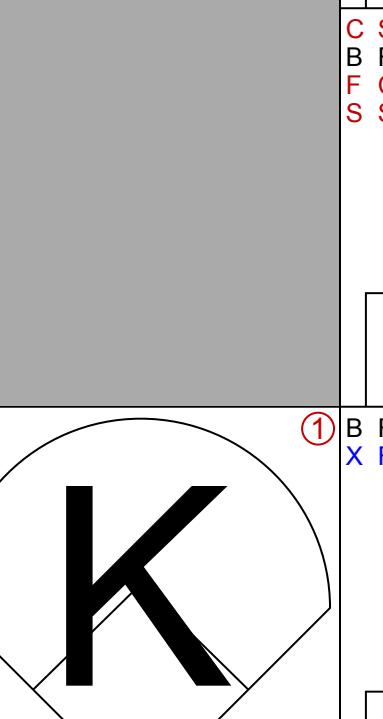
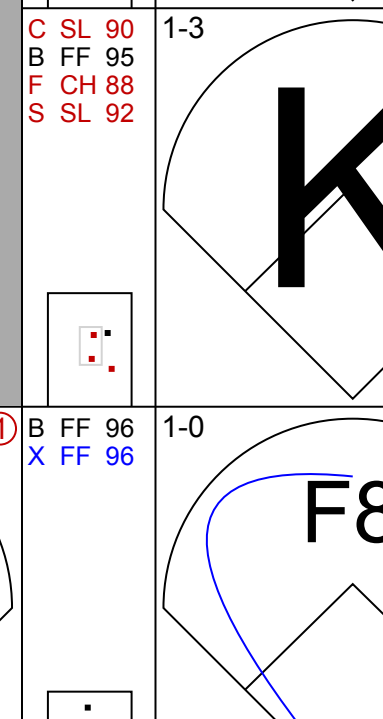

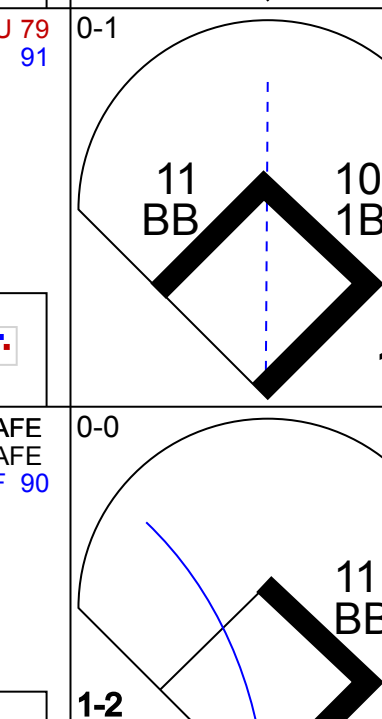
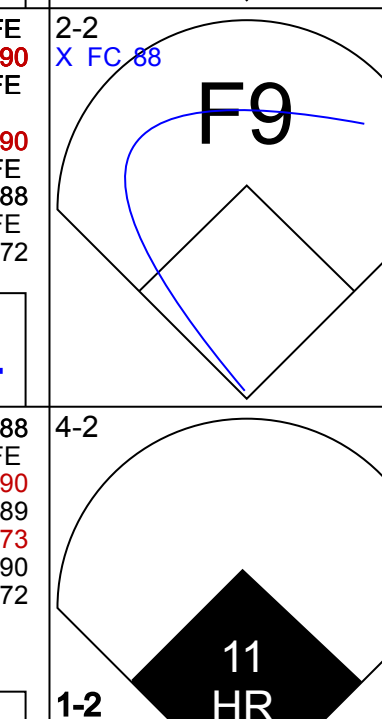

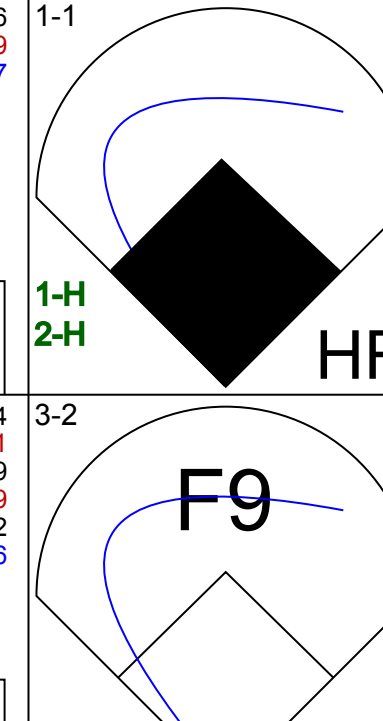


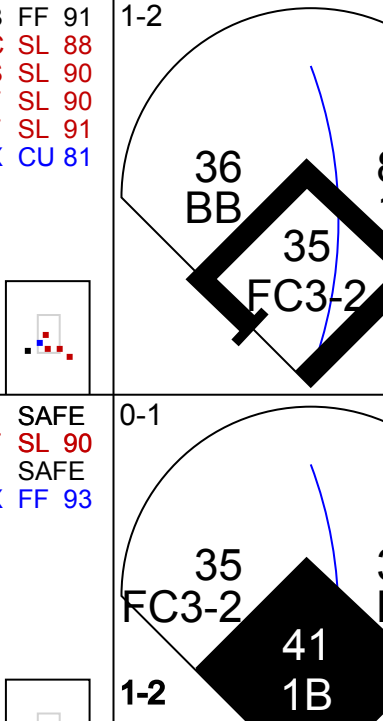
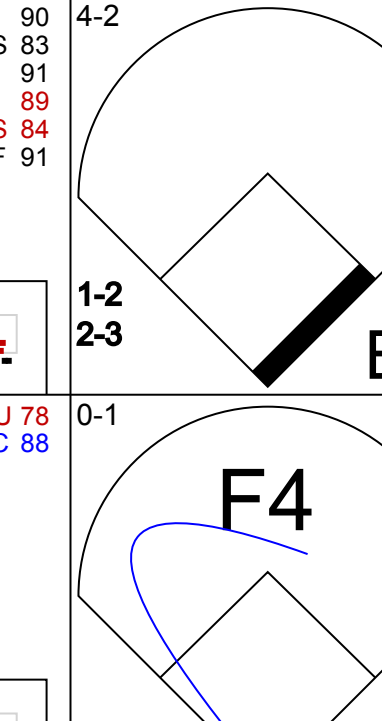

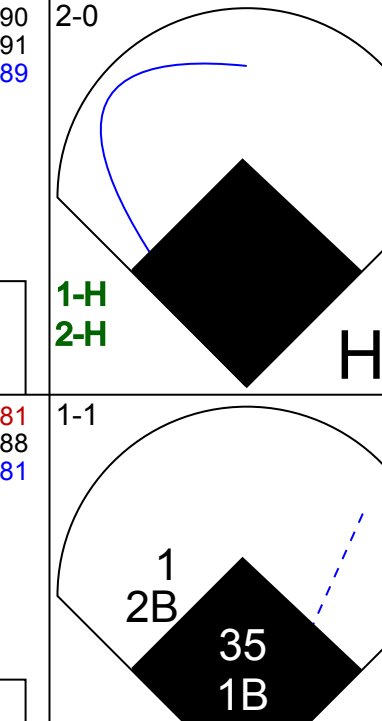

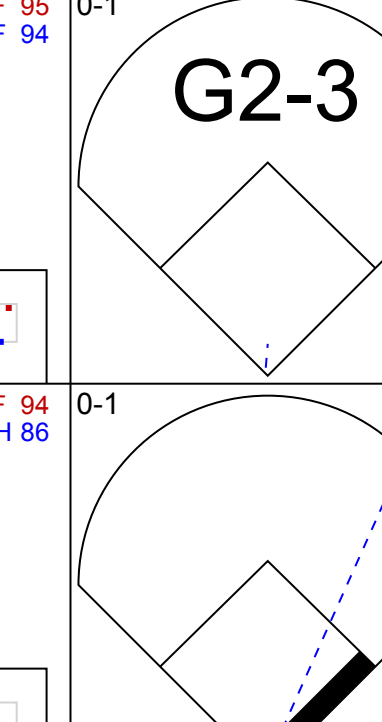

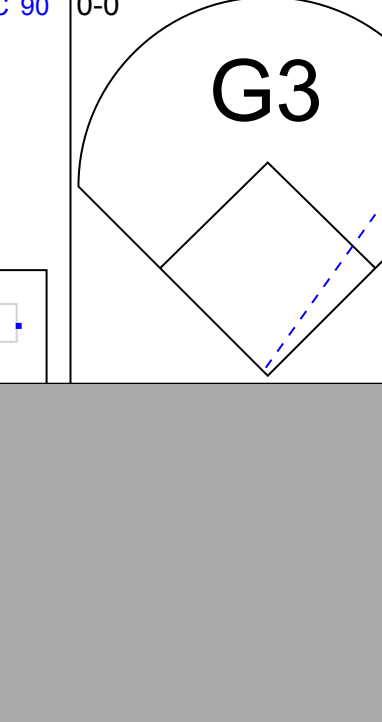
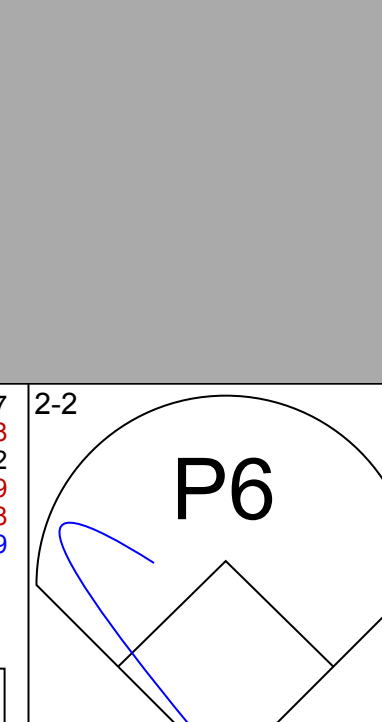
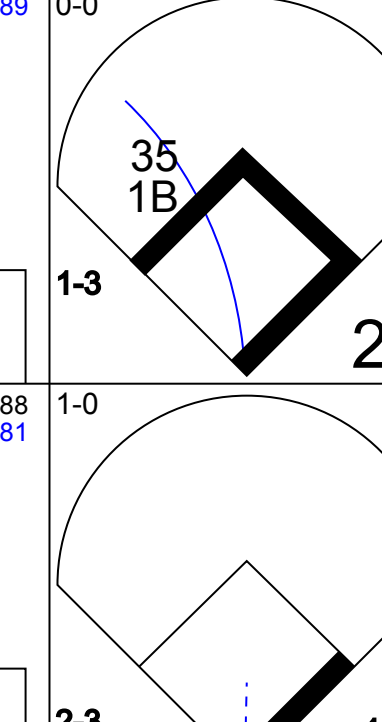

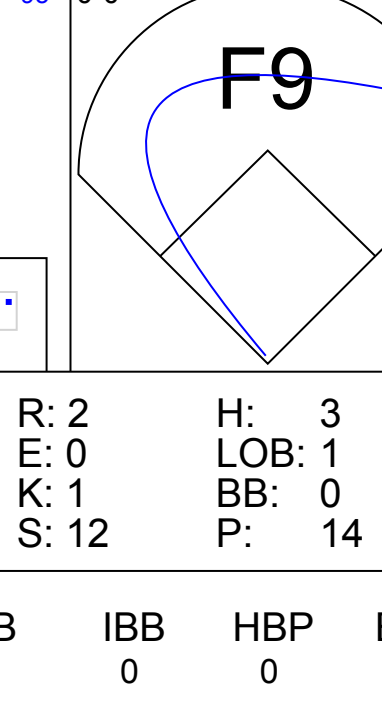

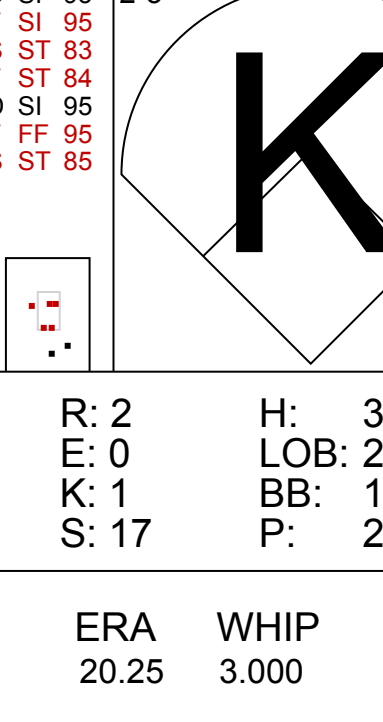
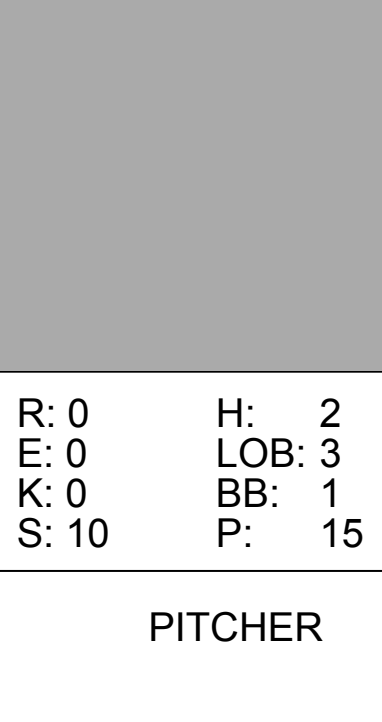
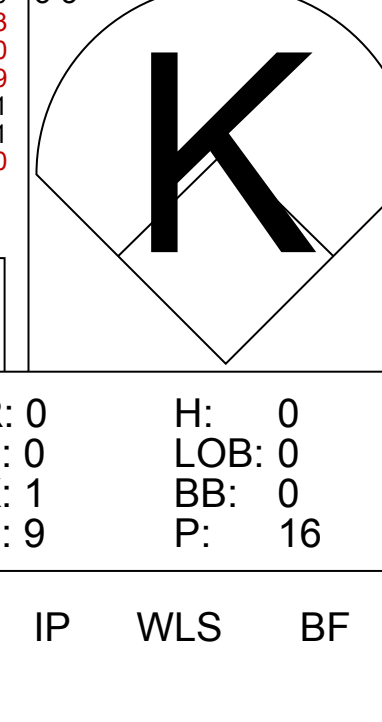
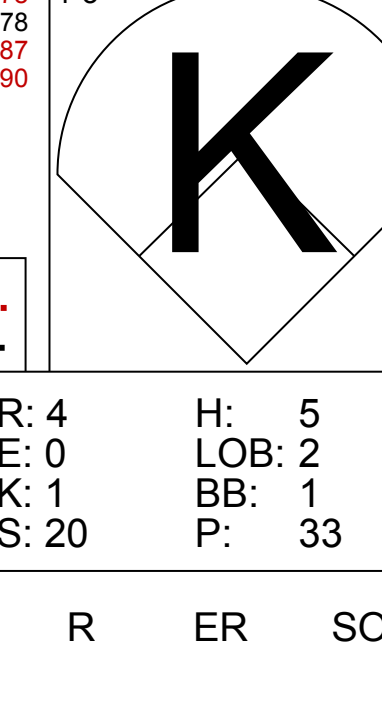








Batter	1	2	3	4	5	6	7	8	9	AB	R	H	RBI	BB	SO	LOB	BOTTOM								
41 Carlos Santana, S OBP: 0.271, SLG: 0.326										4	0	0	0	1	1	4	Detroit Tigers @ Cleveland Indians Progressive Field, Cleveland, OH Fri Apr 14, 2017, 7:12 PM - 11:11 PM EDT Att: 25,423 - Partly Cloudy - 50 F								
12 Francisco Lindor, S OBP: 0.413, SLG: 0.737										4	1	1	0	1	0	4									
6 Brandon Guyer, R OBP: 0.222, SLG: 0.125										4	1	0	0	0	1	4									
10 Edwin Encarnación, R OBP: 0.326, SLG: 0.306										4	1	2	0	1	1	2									
11 José Ramírez, S OBP: 0.333, SLG: 0.405										5	1	2	0	0	1	2									
36 Yandy Diaz, R OBP: 0.317, SLG: 0.270										4	1	1	1	1	2	3									
35 Abraham Almonte, S OBP: 0.423, SLG: 0.300										4	0	0	0	1	2	6									
55 Roberto Pérez, R OBP: 0.071, SLG: 0.077										4	0	0	1	0	0	2									
8 Lonnie Chisenhall, L OBP: 0.333, SLG: 1.000										1	1	1	4	0	0	0									
26 Austin Jackson, R OBP: 0.368, SLG: 0.375										3	0	1	0	2	1	0									
Inning Stats	R: 0 E: 0 K: 1 S: 6	H: 0 LOB: 0 BB: 0 P: 9	R: 0 E: 0 K: 2 S: 10	H: 0 LOB: 0 BB: 0 P: 16	R: 0 E: 0 K: 0 S: 9	H: 1 LOB: 2 BB: 1 P: 20	R: 0 E: 0 K: 0 S: 11	H: 1 LOB: 2 BB: 1 P: 23	R: 0 E: 0 K: 0 S: 8	H: 0 LOB: 2 BB: 1 P: 18	R: 0 E: 0 K: 2 S: 10	H: 0 LOB: 1 BB: 1 P: 15	R: 0 E: 0 K: 0 S: 11	H: 0 LOB: 2 BB: 1 P: 18	R: 1 E: 0 K: 1 S: 19	H: 2 LOB: 3 BB: 2 P: 36	R: 5 E: 0 K: 3 S: 19	H: 4 LOB: 0 BB: 0 P: 28	1B: 5 2B: 2 3B: 0 HR: 1	SF: 0 SAC: 0 DP: 0 HBP: 1	WP: 0 PB: 1 SB: 0 CS: 0	PA: 45			
PITCHER	IP WLS BF H R ER SO BB IBB HBP BLK WP HR S P ERA WHIP	IP WLS BF H R ER SO BB IBB HBP BLK WP HR S P ERA WHIP	IP WLS BF H R ER SO BB IBB HBP BLK WP HR S P ERA WHIP	IP WLS BF H R ER SO BB IBB HBP BLK WP HR S P ERA WHIP	IP WLS BF H R ER SO BB IBB HBP BLK WP HR S P ERA WHIP	IP WLS BF H R ER SO BB IBB HBP BLK WP HR S P ERA WHIP	IP WLS BF H R ER SO BB IBB HBP BLK WP HR S P ERA WHIP	IP WLS BF H R ER SO BB IBB HBP BLK WP HR S P ERA WHIP	IP WLS BF H R ER SO BB IBB HBP BLK WP HR S P ERA WHIP	IP WLS BF H R ER SO BB IBB HBP BLK WP HR S P ERA WHIP	IP WLS BF H R ER SO BB IBB HBP BLK WP HR S P ERA WHIP	IP WLS BF H R ER SO BB IBB HBP BLK WP HR S P ERA WHIP	IP WLS BF H R ER SO BB IBB HBP BLK WP HR S P ERA WHIP	IP WLS BF H R ER SO BB IBB HBP BLK WP HR S P ERA WHIP	IP WLS BF H R ER SO BB IBB HBP BLK WP HR S P ERA WHIP	IP WLS BF H R ER SO BB IBB HBP BLK WP HR S P ERA WHIP	IP WLS BF H R ER SO BB IBB HBP BLK WP HR S P ERA WHIP	IP WLS BF H R ER SO BB IBB HBP BLK WP HR S P ERA WHIP	IP WLS BF H R ER SO BB IBB HBP BLK WP HR S P ERA WHIP	IP WLS BF H R ER SO BB IBB HBP BLK WP HR S P ERA WHIP	IP WLS BF H R ER SO BB IBB HBP BLK WP HR S P ERA WHIP	IP WLS BF H R ER SO BB IBB HBP BLK WP HR S P ERA WHIP	IP WLS BF H R ER SO BB IBB HBP BLK WP HR S P ERA WHIP	IP WLS BF H R ER SO BB IBB HBP BLK WP HR S P ERA WHIP	IP WLS BF H R ER SO BB IBB HBP BLK WP HR S P ERA WHIP
44 Daniel Norris, L ERA: 2.19	6.0	W	25	2	0	0	0	4	0	0	0	0	0	0	0	0	0	0	0	11	18	0.00	1.000		
30 Alex Wilson, R ERA: 3.6	1.0		5	0	0	0	0	1	0	0	0	0	0	0	0	0	0	0	0	10	21	27.00	9.000		
56 Kyle Ryan, L ERA: 4.5	0.1		4	2	1	1	0	1	0	0	0	0	0	0	0	0	0	0	0	9	15	0.00	1.500		
38 Justin Wilson, L ERA	0.2		3	0	0	0	1	1	0	0	0	0	0	0	0	0	0	0	0	10	15	108.00	9.000		
63 William Cuevas, R ERA: 108.0	0.1		5	3	4	4	1	0	0	1	0	0	0	0	0	0	0	0	0	10	15	108.00	9.000		

Batter	1	2	3	4	5	6	7	8	9	AB	R	H	RBI	BB	SO	LOB	TOP			
3 Ian Kinsler, R OBP: 0.395, SLG: 0.441										4	1	0	0	1	3	1				
9 Nick Castellanos, R OBP: 0.265, SLG: 0.457										5	1	1	1	1	0	3	0			
24 Miguel Cabrera, R 49 Dixon Machado, R										4	1	2	1	0	1	0				
41 Victor Martinez, S 40 Jacoby Jones, R										4	1	1	1	0	0	2				
8 Justin Upton, R										3	1	3	3	1	0	0				
18 Tyler Collins, L 15 Mikie Mahtook, R										3	0	2	0	0	0	1				
34 James McCann, R										4	0	0	0	0	2	7				
17 Andrew Romine, S										4	0	0	0	0	2	3				
1 Jose Iglesias, R										4	1	1	0	0	0	0				
Inning Stats	R: 0 H: 0 E: 0 K: 3 S: 10	H: 0 LOB: 0 BB: 0 P: 11	R: 0 H: 1 E: 0 K: 1 S: 13	H: 1 LOB: 1 BB: 0 P: 18	R: 0 H: 0 E: 0 K: 2 S: 11	H: 0 LOB: 0 BB: 0 P: 13	R: 3 H: 4 E: 0 K: 2 S: 16	H: 1 LOB: 1 BB: 0 P: 28	R: 1 H: 1 E: 0 K: 0 S: 5	H: 1 LOB: 0 BB: 0 P: 6	R: 0 H: 1 E: 0 K: 0 S: 12	H: 1 LOB: 2 BB: 1 P: 21	R: 2 H: 4 E: 0 K: 0 S: 17	H: 3 LOB: 3 BB: 1 P: 24	R: 0 H: 0 E: 0 K: 2 S: 12	H: 0 LOB: 0 BB: 0 P: 13	1B: 7 2B: 3 HR: 1	SF: 0 SAC: 0 DP: 0 HBP: 0	WP: 0 PA: 40 PB: 0 SB: 0 CS: 0	
PITCHER	IP WLS BF H R ER SO BB IBB HBP BLK WP HR S P ERA WHIP	IP WLS BF H R ER SO BB IBB HBP BLK WP HR S P ERA WHIP	IP WLS BF H R ER SO BB IBB HBP BLK WP HR S P ERA WHIP	IP WLS BF H R ER SO BB IBB HBP BLK WP HR S P ERA WHIP	IP WLS BF H R ER SO BB IBB HBP BLK WP HR S P ERA WHIP	IP WLS BF H R ER SO BB IBB HBP BLK WP HR S P ERA WHIP	IP WLS BF H R ER SO BB IBB HBP BLK WP HR S P ERA WHIP	IP WLS BF H R ER SO BB IBB HBP BLK WP HR S P ERA WHIP	IP WLS BF H R ER SO BB IBB HBP BLK WP HR S P ERA WHIP	IP WLS BF H R ER SO BB IBB HBP BLK WP HR S P ERA WHIP	IP WLS BF H R ER SO BB IBB HBP BLK WP HR S P ERA WHIP	IP WLS BF H R ER SO BB IBB HBP BLK WP HR S P ERA WHIP	IP WLS BF H R ER SO BB IBB HBP BLK WP HR S P ERA WHIP	IP WLS BF H R ER SO BB IBB HBP BLK WP HR S P ERA WHIP	IP WLS BF H R ER SO BB IBB HBP BLK WP HR S P ERA WHIP	IP WLS BF H R ER SO BB IBB HBP BLK WP HR S P ERA WHIP	IP WLS BF H R ER SO BB IBB HBP BLK WP HR S P ERA WHIP	IP WLS BF H R ER SO BB IBB HBP BLK WP HR S P ERA WHIP	IP WLS BF H R ER SO BB IBB HBP BLK WP HR S P ERA WHIP	
28 Corey Kluber, R ERA: 6.38	6.1 W 29 8 6 6 8 2 0 0 0 0 1 71 107 8.53 1.579	1.2 L 8 3 0 0 2 0 0 0 0 0 0 25 27 0.00 1.800	1.0 W 3 0 0 0 2 0 0 0 0 0 0 8 9 0.00 0.000																	
24 Andrew Miller, L ERA: 1.93																				

Detroit Tigers @ Cleveland Indians
Progressive Field, Cleveland, OH
Sat Apr 15 2017, 4:09 PM - 7:44 PM EDT
Att: 26,691 - Partly Cloudy - 80 F

AB 38
R 6
H 11
RBI 6
BB 2
SO 12
LOB 14



Batter	1	2	3	4	5	6	7	8	9	AB	R	H	RBI	BB	SO	LOB	BOTTOM			
41 Carlos Santana, S OBP: 0.296, SLG: 0.429										6	1	3	4	0	0	2				
12 Francisco Lindor, S ERA: 4.31, SLG: 0.721										5	2	3	0	0	0	1				
23 Michael Brantley, L OBP: 0.324, SLG: 0.594										4	1	1	0	1	1	3				
10 Edwin Encarnación, R OBP: 0.333, SLG: 0.300										4	1	1	0	1	2	3				
11 José Ramírez, S OBP: 0.404, SLG: 0.610										4	3	4	6	1	0	0				
8 Lonnie Chisenhall, L OBP: 0.455, SLG: 1.091										5	3	3	2	0	0	3				
36 Yandy Diaz, R 1 Michael Martinez, S										3	2	1	0	1	0	3				
35 Abraham Almonte, S OBP: 0.419, SLG: 0.320										5	0	2	1	0	0	4				
7 Yan Gomes, R OBP: 0.167, SLG: 0.185										5	0	0	0	0	4	7				
Inning Stats	R: 3 H: 2 E: 0 K: 1 S: 13	H: 3 LOB: 1 BB: 0 P: 17	R: 2 H: 3 E: 0 K: 1 S: 12	H: 3 LOB: 1 BB: 0 P: 14	R: 0 H: 1 E: 0 K: 1 S: 16	H: 1 LOB: 1 BB: 0 P: 22	R: 2 H: 3 E: 0 K: 1 S: 17	H: 3 LOB: 2 BB: 1 P: 26	R: 0 H: 2 E: 0 K: 0 S: 10	H: 2 LOB: 3 BB: 1 P: 15	R: 0 H: 0 E: 0 K: 1 S: 9	H: 0 LOB: 0 BB: 0 P: 16	R: 4 H: 5 E: 0 K: 1 S: 20	H: 5 LOB: 2 BB: 1 P: 33	1B: 13 2B: 2 3B: 0 HR: 4	SF: 0 SAC: 0 DP: 0 HBP: 0	WP: 0 PA: 46 PB: 0 SB: 0 CS: 0			
PITCHER	IP WLS BF H R ER SO BB IBB HBP BLK WP HR S P ERA WHIP	IP WLS BF H R ER SO BB IBB HBP BLK WP HR S P ERA WHIP	IP WLS BF H R ER SO BB IBB HBP BLK WP HR S P ERA WHIP	IP WLS BF H R ER SO BB IBB HBP BLK WP HR S P ERA WHIP	IP WLS BF H R ER SO BB IBB HBP BLK WP HR S P ERA WHIP	IP WLS BF H R ER SO BB IBB HBP BLK WP HR S P ERA WHIP	IP WLS BF H R ER SO BB IBB HBP BLK WP HR S P ERA WHIP	IP WLS BF H R ER SO BB IBB HBP BLK WP HR S P ERA WHIP	IP WLS BF H R ER SO BB IBB HBP BLK WP HR S P ERA WHIP	IP WLS BF H R ER SO BB IBB HBP BLK WP HR S P ERA WHIP	IP WLS BF H R ER SO BB IBB HBP BLK WP HR S P ERA WHIP	IP WLS BF H R ER SO BB IBB HBP BLK WP HR S P ERA WHIP	IP WLS BF H R ER SO BB IBB HBP BLK WP HR S P ERA WHIP	IP WLS BF H R ER SO BB IBB HBP BLK WP HR S P ERA WHIP	IP WLS BF H R ER SO BB IBB HBP BLK WP HR S P ERA WHIP	IP WLS BF H R ER SO BB IBB HBP BLK WP HR S P ERA WHIP	IP WLS BF H R ER SO BB IBB HBP BLK WP HR S P ERA WHIP	IP WLS BF H R ER SO BB IBB HBP BLK WP HR S P ERA WHIP	IP WLS BF H R ER SO BB IBB HBP BLK WP HR S P ERA WHIP	
35 Justin Verlander, R ERA: 5.71	4.0 L 24 11 9 9 4 1 0 0 0 0 3 60 85 20.25 3.000	1.0 L 4 1 0 0 1 1 0 0 0 0 10 18 0.00 2.000	3.0 W 18 7 4 4 2 2 0 0 0 0 1 39 64 12.00 3.000																	
61 Shane Greene, R ERA: 2.08																				
19 Anibal Sánchez, R ERA: 11.0																				

Detroit Tigers @ Cleveland Indians
Progressive Field, Cleveland, OH
Sat Apr 15 2017, 4:09 PM - 7:44 PM EDT
Att: 26,691 - Partly Cloudy - 80 F

AB 42
R 13
H 19
RBI 13
BB 4
SO 7
LOB 26



Batter	1	2	3	4	5	6	7	8	9	AB	R	H	RBI	BB	SO	LOB	TOP										
3 Ian Kinsler, R OBP: 0.404, SLG: 0.417										2	0	0	0	2	1	1	Detroit Tigers @ Cleveland Indians Progressive Field, Cleveland, OH Sun Apr 16 2017, 1:14 PM - 4:28 PM EDT Att: 17,739 - Partly Cloudy - 75 F										
9 Nick Castellanos, R OBP: 0.264, SLG: 0.460										4	1	1	0	0	0	3											
24 Miguel Cabrera, R OBP: 0.327, SLG: 0.386										4	0	1	1	0	1	2											
40 JaCoby Jones, R OBP: 0.333, SLG: 0.462										0	1	0	0	0	0	0											
41 Victor Martinez, S OBP: 0.277, SLG: 0.195										3	0	1	0	1	0	2											
8 Justin Upton, R OBP: 0.375, SLG: 0.485										4	0	0	0	0	0	3											
18 Tyler Collins, L OBP: 0.375, SLG: 0.452										4	1	1	0	0	2	2											
31 Alex Avila, L OBP: 0.786, SLG: 1.500										2	1	2	2	2	0	0											
17 Andrew Romine, S OBP: 0.250, SLG: 0.500										4	0	0	0	0	0	3											
1 Jose Iglesias, R OBP: 0.275, SLG: 0.462										3	0	1	0	1	1	1											
Inning Stats	R: 0 E: 0 K: 0 S: 8	H: 0 LOB: 0 BB: 1 P: 12	R: 2 E: 0 K: 1 S: 11	H: 2 LOB: 0 BB: 0 P: 18	R: 0 E: 0 K: 1 S: 9	H: 1 LOB: 2 BB: 1 P: 17	R: 0 E: 0 K: 1 S: 7	H: 0 LOB: 1 BB: 1 P: 16	R: 0 E: 0 K: 2 S: 13	H: 0 LOB: 0 BB: 0 P: 4	R: 0 E: 0 K: 2 S: 13	H: 0 LOB: 1 BB: 1 P: 21	R: 0 E: 0 K: 1 S: 11	H: 1 LOB: 1 BB: 1 P: 19	R: 2 E: 0 K: 1 S: 14	H: 3 LOB: 1 BB: 2 P: 23	R: 0 E: 0 K: 1 S: 7	H: 0 LOB: 0 BB: 1 P: 12	1B: 4 2B: 2 3B: 0 HR: 1	SF: 0 SAC: 0 DP: 2 HBP: 0	WP: 2 PA: 36 PB: 0 SB: 1 CS: 2						
PITCHER	IP	WLS	BF	H	R	ER	SO	BB	IBB	HBP	BLK	WP	HR	S	P	ERA	WHIP										
59 Carlos Carrasco, R ERA: 2.33	6.2	L	27	4	2	2	5	5	0	0	0	1	1	59	102	2.70	1.350										
27 Bryan Shaw, R ERA: 8.0	1.0		5	3	2	2	1	0	0	0	0	0	0	12	20	18.00	3.000										
34 Zach McAllister, R ERA: 2.7	1.1		4	0	0	0	2	1	0	0	0	1	0	12	20	0.00	0.750										

Batter	1	2	3	4	5	6	7	8	9	AB	R	H	RBI	BB	SO	LOB	BOTTOM										
41 Carlos Santana, S OBP: 0.276, SLG: 0.396										4	0	0	0	0	0	0	Detroit Tigers @ Cleveland Indians Progressive Field, Cleveland, OH Sun Apr 16 2017, 1:14 PM - 4:28 PM EDT Att: 17,739 - Partly Cloudy - 75 F										
12 Francisco Lindor, S OBP: 0.430, SLG: 0.702										4	0	2	0	0	1	0											
23 Michael Brantley, L OBP: 0.341, SLG: 0.495										4	1	2	0	0	1	1											
10 Edwin Encarnación, R OBP: 0.287, SLG: 0.295										4	0	1	0	0	2	2											
11 José Ramírez, S OBP: 0.412, SLG: 0.628										2	0	1	1	1	1	0											
6 Brandon Guyer, R OBP: 0.238, SLG: 0.158										3	0	1	0	0	1	2											
8 Lonnie Chisenhall, L OBP: 0.417, SLG: 1.000										1	0	0	0	0	0	1											
36 Yandy Diaz, R OBP: 0.327, SLG: 0.273										4	0	1	0	0	0	2											
26 Austin Jackson, R OBP: 0.364, SLG: 0.333										2	0	0	0	1	1	2											
7 Yan Gomes, R OBP: 0.152, SLG: 0.167										3	0	0	0	0	1	1											
Inning Stats	R: 0 E: 0 K: 0 S: 9	H: 1 LOB: 0 BB: 0 P: 14	R: 0 E: 0 K: 1 S: 19	H: 2 LOB: 0 BB: 0 P: 29	R: 0 E: 0 K: 1 S: 13	H: 2 LOB: 0 BB: 0 P: 16	R: 0 E: 0 K: 0 S: 4	H: 0 LOB: 0 BB: 1 P: 8	R: 0 E: 0 K: 2 S: 10	H: 0 LOB: 0 BB: 0 P: 17	R: 1 E: 0 K: 1 S: 13	H: 2 LOB: 1 BB: 0 P: 21	R: 0 E: 0 K: 2 S: 9	H: 0 LOB: 0 BB: 0 P: 14	R: 0 E: 0 K: 1 S: 11	H: 1 LOB: 1 BB: 0 P: 18	1B: 7 2B: 1 3B: 0 HR: 0	SF: 1 SAC: 0 DP: 3 HBP: 0	WP: 0 PA: 34 PB: 0 SB: 2 CS: 0								
PITCHER	IP	WLS	BF	H	R	ER	SO	BB	IBB	HBP	BLK	WP	HR	S	P	ERA	WHIP										
48 Matthew Boyd, L ERA: 3.77	6.0	W	24	7	1	1	3	2	0	0	0	0	0	63	100	1.50	1.500										
30 Alex Wilson, R ERA: 3.0	1.0	H	3	0	0	0	2	0	0	0	0	0	0	10	17	0.00	0.000										
38 Justin Wilson, L ERA: 4.5	1.0	H	3	0	0	0	2	0	0	0	0	0	0	9	14	0.00	0.000										
57 Francisco Rodríguez, R ERA: 4.5	1.0	S	4	1	0	0	1	0	0	0	0	0	0	11	18	0.00	1.000										

Batter	1	2	3	4	5	6	7	8	9	AB	R	H	RBI	BB	SO	LOB	TOP					
41 Carlos Santana, S OBP: 0.325, SLG: 0.420	G1-3		12 WP BB		G6-4-3			G3-1 12 1B		2	0	0	0	2	0	1	Cleveland Indians @ Chicago White Sox Guaranteed Rate Field, Chicago, IL Fri Apr 21 2017, 7:12 PM - 9:57 PM CDT Att: 18,159 - Cloudy - 48 F					
12 Francisco Lindor, S OBP: 0.352, SLG: 0.615	K		K		K			G3-1 23 G3-1 1B		4	0	1	0	0	3	1						
23 Michael Brantley, L OBP: 0.363, SLG: 0.472	1B		K2-3					G3-1		4	0	2	0	0	1	3						
10 Edwin Encarnación, R OBP: 0.352, SLG: 0.328	G6-3							K		3	0	0	0	1	2	4						
11 José Ramírez, S OBP: 0.391, SLG: 0.576	L8				FC6-4					4	0	0	0	0	1	1						
22 Jason Kipnis, L (1, 4)	P5				FC6-4			F8		3	1	0	0	1	1	0						
6 Brandon Guyer, R 8 Lonnie Chisenhall, L OBP: 0.333, SLG: 0.615	K				6 HR BB			K		2	1	1	2	0	1	0						
26 Austin Jackson, R OBP: 0.360, SLG: 0.381					SH5-3 12 WP 2B			G4-3		3	1	1	0	0	0	0						
7 Yan Gomes, R OBP: 0.244, SLG: 0.270	SH5-3							G6-4-3		2	0	1	0	0	1	0						
								K		2	0	1	0	0	1	0						
Inning Stats	R: 0 E: 0 K: 1 S: 9	H: 1 LOB: 1 BB: 0 P: 14	R: 0 E: 0 K: 1 S: 14	H: 0 LOB: 0 BB: 0 P: 21	R: 1 E: 0 K: 2 S: 10	H: 1 LOB: 1 BB: 1 P: 21	R: 2 E: 0 K: 0 S: 11	H: 1 LOB: 0 BB: 0 P: 21	R: 0 E: 0 K: 1 S: 8	H: 1 LOB: 0 BB: 0 P: 15	R: 0 E: 0 K: 1 S: 9	H: 0 LOB: 0 BB: 0 P: 11	R: 0 E: 0 K: 2 S: 18	H: 1 LOB: 2 BB: 1 P: 27	R: 0 E: 0 K: 2 S: 10	H: 0 LOB: 0 BB: 0 P: 17	1B: 4 2B: 1 3B: 0 HR: 1	SF: 0 SAC: 1 DP: 1 HBP: 0	WP: 1 PB: 0 CS: 2	PA: 34		
PITCHER	IP WLS BF H R ER SO BB IBB HBP BLK WP HR S P ERA WHIP	IP WLS BF H R ER SO BB IBB HBP BLK WP HR S P ERA WHIP	IP WLS BF H R ER SO BB IBB HBP BLK WP HR S P ERA WHIP	IP WLS BF H R ER SO BB IBB HBP BLK WP HR S P ERA WHIP	IP WLS BF H R ER SO BB IBB HBP BLK WP HR S P ERA WHIP	IP WLS BF H R ER SO BB IBB HBP BLK WP HR S P ERA WHIP	IP WLS BF H R ER SO BB IBB HBP BLK WP HR S P ERA WHIP	IP WLS BF H R ER SO BB IBB HBP BLK WP HR S P ERA WHIP	IP WLS BF H R ER SO BB IBB HBP BLK WP HR S P ERA WHIP	IP WLS BF H R ER SO BB IBB HBP BLK WP HR S P ERA WHIP	IP WLS BF H R ER SO BB IBB HBP BLK WP HR S P ERA WHIP	IP WLS BF H R ER SO BB IBB HBP BLK WP HR S P ERA WHIP	IP WLS BF H R ER SO BB IBB HBP BLK WP HR S P ERA WHIP	IP WLS BF H R ER SO BB IBB HBP BLK WP HR S P ERA WHIP	IP WLS BF H R ER SO BB IBB HBP BLK WP HR S P ERA WHIP	IP WLS BF H R ER SO BB IBB HBP BLK WP HR S P ERA WHIP	IP WLS BF H R ER SO BB IBB HBP BLK WP HR S P ERA WHIP					
62 Jose Quintana, L ERA: 6.17	6.0	L	23	5	3	3	6	3	0	0	0	0	0	0	0	0	1	1	60	106	4.50	1.333
34 Anthony Swarzak, R (7, 1)	1.1		4	0	0	0	2	0	0	0	0	0	0	0	0	0	0	0	12	15	0.00	0.000
43 Dan Jennings, L ERA: 1.5	0.1		3	1	0	0	0	1	0	0	0	0	0	0	0	0	0	0	10	16	0.00	6.000
65 Nate Jones, R ERA: 3.52	1.1		4	0	0	0	3	0	0	0	0	0	0	0	0	0	0	0	15	24	0.00	0.000

AB	29
R	3
H	6
RBI	2
BB	4
SO	11
LOB	10



Batter	1	2	3	4	5	6	7	8	9	AB	R	H	RBI	BB	SO	LOB	BOTTOM					
7 Tim Anderson, R OBP: 0.183, SLG: 0.237	G1-3							G6-4-3		4	0	1	0	0	0	2	Cleveland Indians @ Chicago White Sox Guaranteed Rate Field, Chicago, IL Fri Apr 21 2017, 7:12 PM - 9:57 PM CDT Att: 18,159 - Cloudy - 48 F					
53 Melky Cabrera, S OBP: 0.320, SLG: 0.348	G3-1							P3		4	0	1	0	0	1	2						
79 José Abreu, R OBP: 0.230, SLG: 0.241	G6-3							P6		3	0	0	0	0	1	1						
21 Todd Frazier, R OBP: 0.206, SLG: 0.233	K							F9		3	0	0	0	0	1	1						
26 Avisail García, R OBP: 0.459, SLG: 0.618	K							F9		3	0	0	0	0	1	1						
25 Cody Asche, L OBP: 0.143, SLG: 0.063	P5							G5-3		3	0	0	0	0	2	0						
5 Yolmer Sánchez, S OBP: 0.267, SLG: 0.467	G6-3							G6-3		3	0	0	0	0	1	0						
38 Omar Narváez, L OBP: 0.269, SLG: 0.174								K		2	0	1	0	1	1	0						
32 Jacob May, S	G3-6							BB		2	0	0	0	1	1	2						
								K		2	0	0	0	1	1	2						
Inning Stats	R: 0 E: 0 K: 0 S: 7	H: 0 LOB: 0 BB: 0 P: 12	R: 0 E: 0 K: 2 S: 8	H: 0 LOB: 0 BB: 0 P: 11	R: 0 E: 0 K: 0 S: 6	H: 1 LOB: 0 BB: 0 P: 8	R: 0 E: 0 K: 1 S: 13	H: 1 LOB: 1 BB: 0 P: 18	R: 0 E: 0 K: 1 S: 7	H: 0 LOB: 0 BB: 0 P: 9	R: 0 E: 0 K: 1 S: 5	H: 1 LOB: 0 BB: 0 P: 9	R: 0 E: 0 K: 2 S: 7	H: 0 LOB: 0 BB: 0 P: 8	R: 0 E: 0 K: 1 S: 11	H: 0 LOB: 1 BB: 1 P: 18	1B: 3 2B: 0 3B: 0 HR: 0	SF: 0 SAC: 0 DP: 2 HBP: 0	WP: 1 PB: 0 CS: 0	PA: 29		
PITCHER	IP WLS BF H R ER SO BB IBB HBP BLK WP HR S P ERA WHIP	IP WLS BF H R ER SO BB IBB HBP BLK WP HR S P ERA WHIP	IP WLS BF H R ER SO BB IBB HBP BLK WP HR S P ERA WHIP	IP WLS BF H R ER SO BB IBB HBP BLK WP HR S P ERA WHIP	IP WLS BF H R ER SO BB IBB HBP BLK WP HR S P ERA WHIP	IP WLS BF H R ER SO BB IBB HBP BLK WP HR S P ERA WHIP	IP WLS BF H R ER SO BB IBB HBP BLK WP HR S P ERA WHIP	IP WLS BF H R ER SO BB IBB HBP BLK WP HR S P ERA WHIP	IP WLS BF H R ER SO BB IBB HBP BLK WP HR S P ERA WHIP	IP WLS BF H R ER SO BB IBB HBP BLK WP HR S P ERA WHIP	IP WLS BF H R ER SO BB IBB HBP BLK WP HR S P ERA WHIP	IP WLS BF H R ER SO BB IBB HBP BLK WP HR S P ERA WHIP	IP WLS BF H R ER SO BB IBB HBP BLK WP HR S P ERA WHIP	IP WLS BF H R ER SO BB IBB HBP BLK WP HR S P ERA WHIP	IP WLS BF H R ER SO BB IBB HBP BLK WP HR S P ERA WHIP	IP WLS BF H R ER SO BB IBB HBP BLK WP HR S P ERA WHIP						
28 Corey Kluber, R ERA: 4.28	9.0	W	29	3	0	0	9	2	0	0	0	0	0	0	0	0	1	0	73	110	0.00	0.556



Batter	1	2	3	4	5	6	7	8	9	AB	R	H	RBI	BB	SO	LOB	TOP
41 Carlos Santana, S OBP: 0.341, SLG: 0.417	F7		L8							3	1	1	1	2	0	0	Cleveland Indians @ Chicago White Sox Guaranteed Rate Field, Chicago, IL Sat Apr 22 2017, 6:11 PM - 9:20 PM CDT Att: 32,044 - Clear - 53 F
12 Francisco Lindor, S OBP: 0.367, SLG: 0.560	G4-3		F9							4	0	0	1	0	0	4	
23 Michael Brantley, L OBP: 0.365, SLG: 0.517	10 HR		G3							5	2	2	2	0	1	1	
10 Edwin Encarnación, R OBP: 0.355, SLG: 0.381	1 HR									5	1	2	2	0	1	1	
11 José Ramírez, S OBP: 0.378, SLG: 0.594	P5									5	1	1	1	0	0	1	
22 Jason Kipnis, L OBP: 0.250, SLG: 0.143 1 Michael Martínez, S OBP: 0.333, SLG: 0.667	F9									4	0	1	0	0	0	1	
8 Lonnie Chisenhall, L OBP: 0.355, SLG: 0.596										1	0	0	0	0	0	0	
35 Abraham Almonte, S (1, 9)										3	1	0	0	1	1	3	
7 Yan Gomes, R OBP: 0.267, SLG: 0.275										3	1	1	0	0	0	3	
Inning Stats	R: 2 H: 2 E: 0 K: 0 S: 13	H: 2 LOB: 0 BB: 0 P: 19	R: 0 H: 0 E: 0 K: 1 S: 9	H: 0 LOB: 1 BB: 1 P: 18	R: 0 H: 0 E: 0 K: 0 S: 8	H: 1 LOB: 1 BB: 0 P: 12	R: 0 H: 1 E: 1 K: 1 S: 10	H: 2 LOB: 2 BB: 0 P: 17	R: 2 H: 1 E: 0 K: 0 S: 14	H: 1 LOB: 3 BB: 2 P: 24	R: 1 H: 1 E: 0 K: 1 S: 6	H: 1 LOB: 0 BB: 7 P: 7	1B: 6 2B: 0 3B: 0 HR: 3	SF: 1 SAC: 0 DP: 0 HBP: 1	WP: 0 PB: 0 SB: 4 CS: 0	PA: 42	
PITCHER	IP WLS BF H R ER SO BB IBB HBP BLK WP HR S P ERA WHIP																
50 Mike Pelfrey, R ERA: 4.15	4.1 L 20 4 4 2 1 1 0 1 0 0 0 1 50 81 4.15 1.154																
43 Dan Jennings, L ERA: 1.29	1.0 5 2 0 0 1 0 0 0 0 0 0 0 16 27 0.00 2.000																
57 Zach Putnam, R ERA: 1.04	0.2 3 0 1 0 0 1 0 0 0 0 0 0 3 9 13.50 1.500																
66 Michael Ynoa, R ERA: 3.86	3.0 14 3 2 2 1 2 0 0 0 0 0 2 32 51 6.00 1.667																

Batter	1	2	3	4	5	6	7	8	9	AB	R	H	RBI	BB	SO	LOB	BOTTOM			
20 Tyler Saladino, R OBP: 0.353, SLG: 0.262	K									4	0	2	0	0	1	0	Cleveland Indians @ Chicago White Sox Guaranteed Rate Field, Chicago, IL Sat Apr 22 2017, 6:11 PM - 9:20 PM CDT Att: 32,044 - Clear - 53 F			
7 Tim Anderson, R OBP: 0.172, SLG: 0.222	G5-3									4	0	0	0	0	1	1				
53 Melky Cabrera, S OBP: 0.308, SLG: 0.333 32 Jacob May, S OBP: 0.129, SLG: 0.036	G4-3									2	0	0	0	0	0	0				
79 José Abreu, R OBP: 0.234, SLG: 0.233										2	0	0	0	1	0	1				
21 Todd Frazier, R OBP: 0.189, SLG: 0.212										3	0	0	0	0	2	2				
26 Avisail García, R OBP: 0.438, SLG: 0.586										3	0	0	0	0	1	2				
25 Cody Asche, L OBP: 0.132, SLG: 0.057										3	0	0	0	0	2	1				
18 Geovany Soto, R OBP: 0.333, SLG: 0.722										3	0	0	0	0	2	0				
28 Leury García, S OBP: 0.265, SLG: 0.438										3	0	0	0	0	0	0				
Inning Stats	R: 0 H: 0 E: 0 K: 1 S: 8	H: 0 LOB: 0 BB: 0 P: 13	R: 0 H: 0 E: 0 K: 2 S: 10	H: 0 LOB: 1 BB: 1 P: 17	R: 0 H: 1 E: 0 K: 1 S: 9	H: 0 LOB: 0 BB: 0 P: 12	R: 0 H: 0 E: 0 K: 0 S: 9	H: 0 LOB: 0 BB: 0 P: 11	R: 0 H: 1 E: 0 K: 1 S: 12	H: 1 LOB: 1 BB: 0 P: 15	R: 0 H: 1 E: 0 K: 1 S: 10	H: 1 LOB: 1 BB: 0 P: 12	R: 0 H: 0 E: 0 K: 1 S: 7	H: 0 LOB: 0 BB: 0 P: 14	R: 0 H: 0 E: 0 K: 2 S: 11	H: 0 LOB: 0 BB: 7 P: 17	1B: 3 2B: 0 3B: 0 HR: 0	SF: 0 SAC: 0 DP: 0 HBP: 0	WP: 0 PB: 0 SB: 0 CS: 1	PA: 31
PITCHER	IP WLS BF H R ER SO BB IBB HBP BLK WP HR S P ERA WHIP																			
59 Carlos Carrasco, R ERA: 1.65	8.0 W 27 3 0 0 0 2 0 0 0 0 0 0 11 106 0.00 0.500																			
34 Zach McAllister, R ERA: 2.35	1.0 3 0 0 0 0 0 0 0 0 0 0 0 11 17 0.00 0.000																			

Batter	1	2	3	4	5	6	7	8	9	AB	R	H	RBI	BB	SO	LOB	TOP										
22 Josh Reddick, L OBP: 0.313, SLG: 0.410	K2-3		BB		F8		BB	G6-3		3	0	0	0	2	1	1											
15 Carlos Beltrán, S OBP: 0.288, SLG: 0.346	G6-3		K		K		HBP		F7	4	0	0	0	0	2	2											
1 Carlos Correa, R OBP: 0.304, SLG: 0.319	K			16 Lg 11 HR		16 HR	K	K	K	4	2	1	0	1	3	3											
16 Brian McCann, L OBP: 0.373, SLG: 0.456	G5-3		L8		L8		HR		K	5	1	1	2	0	2	4											
11 Evan Gattis, R OBP: 0.400, SLG: 0.488	K			HR		K		G4-3		4	1	1	2	0	2	0											
2 Alex Bregman, R OBP: 0.349, SLG: 0.297	K			HR		G5-3		E1 9 2B		4	1	0	0	0	2	0											
10 Yuli Gurriel, R OBP: 0.364, SLG: 0.469			1B		1B			F9		4	0	2	0	0	0	1											
3 Norichika Aoki, L OBP: 0.396, SLG: 0.458			G3-6-1		G4-3		K	9 2B	1B	4	1	1	0	0	1	2											
9 Marwin Gonzalez, S OBP: 0.296, SLG: 0.391			22 BB		G4-3		E3 15 HBP 22 BB	1-H 2-H	2B	4	0	2	2	0	0	0											
Inning Stats	R: 0 E: 0 K: 2 S: 9	H: 0 LOB: 0 BB: 0 P: 15	R: 0 E: 0 K: 2 S: 9	H: 0 LOB: 0 BB: 0 P: 14	R: 0 E: 0 K: 1 S: 10	H: 2 LOB: 2 BB: 1 P: 20	R: 2 E: 0 K: 1 S: 13	H: 3 LOB: 1 BB: 0 P: 22	R: 0 E: 0 K: 1 S: 10	H: 0 LOB: 0 BB: 0 P: 17	R: 2 E: 0 K: 1 S: 13	H: 1 LOB: 0 BB: 1 P: 20	R: 0 E: 1 K: 3 S: 22	H: 0 LOB: 3 BB: 1 P: 35	R: 2 E: 1 K: 0 S: 14	H: 2 LOB: 1 BB: 0 P: 20	R: 0 E: 0 K: 2 S: 10	H: 0 LOB: 0 BB: 0 P: 13	1B: 4 2B: 2 3B: 0 HR: 2	SF: 0 SAC: 0 DP: 1 HBP: 1	WP: 0 PB: 0 SB: 0 CS: 0	PA: 40					
PITCHER	IP	WLS	BF	H	R	ER	SO	BB	IBB	HBP	BLK	WP	HR	S	P	ERA	WHIP										
47 Trevor Bauer, R ERA: 6.26	6.0	W	25	6	4	4	8	2	0	0	0	0	2	64	108	6.00	1.333										
24 Andrew Miller, L ERA:	1.0	H	6	0	0	0	3	1	0	1	0	0	0	22	35	0.00	1.000										
27 Bryan Shaw, R ERA: 4.0	0.2	H	5	2	2	0	0	0	0	0	0	0	0	11	15	0.00	3.000										
37 Cody Allen, R ERA: 1.13	1.1	S	4	0	0	0	2	0	0	0	0	0	0	13	18	0.00	0.000										
Batter	1	2	3	4	5	6	7	8	9	AB	R	H	RBI	BB	SO	LOB	BOTTOM										
41 Carlos Santana, S OBP: 0.354, SLG: 0.410	12 BB 23 2B	K			12 2B 23 1B			G3-1		4	2	2	2	1	1	0											
12 Francisco Lindor, S OBP: 0.374, SLG: 0.696	23 2B 10 SF9		G4-3		23 1B		F9			3	2	1	0	1	0	1											
23 Michael Brantley, L OBP: 0.384, SLG: 0.561	10 SF9 11 2B		K		10 G4-3 1B			K		4	1	2	3	0	2	0											
10 Edwin Encarnación, R OBP: 0.341, SLG: 0.347	SF9		K		G4-3			11 BB		3	0	1	1	0	1	1											
11 José Ramírez, S OBP: 0.384, SLG: 0.587	22 1B		G3-1		F7			BB		3	0	1	1	1	0	0											
22 Jason Kipnis, L OBP: 0.294, SLG: 0.200	8 G4-6-3		K		8 SH5-3 41 WP 2B			8 2B		4	1	2	0	0	2	2											
8 Lonnie Chisenhall, L OBP: 0.371, SLG: 0.696	G4-6-3		35 BB		SH5-3			F7		3	0	1	0	0	0	4											
35 Abraham Almonte, S OBP: 0.393, SLG: 0.295	F7				41 2B			K		2	1	0	0	2	1	0											
55 Roberto Pérez, R OBP: 0.143, SLG: 0.115	G4-3		K		55 WP 41 2B			K		4	0	0	0	0	3	4											
Inning Stats	R: 3 E: 0 K: 0 S: 16	H: 4 LOB: 1 BB: 1 P: 27	R: 0 E: 0 K: 1 S: 6	H: 0 LOB: 0 BB: 0 P: 9	R: 0 E: 0 K: 2 S: 9	H: 0 LOB: 0 BB: 0 P: 11	R: 0 E: 0 K: 2 S: 15	H: 1 LOB: 2 BB: 1 P: 24	R: 2 E: 0 K: 0 S: 9	H: 2 LOB: 1 BB: 1 P: 20	R: 2 E: 0 K: 1 S: 9	H: 2 LOB: 1 BB: 1 P: 20	R: 0 E: 0 K: 2 S: 15	H: 1 LOB: 2 BB: 1 P: 27	R: 0 E: 0 K: 2 S: 7	H: 0 LOB: 0 BB: 0 P: 7	1B: 6 2B: 4 3B: 0 HR: 0	SF: 1 SAC: 1 DP: 2 HBP: 0	WP: 2 PB: 0 SB: 0 CS: 0	PA: 37							
PITCHER	IP	WLS	BF	H	R	ER	SO	BB	IBB	HBP	BLK	WP	HR	S	P	ERA	WHIP										
43 Lance McCullers Jr., R ERA: 4.34	5.0	L	23	7	5	5	5	3	0	0	0	0	55	90	9.00	2.000											
29 Tony Sipp, L ERA: 5.79	0.1		3	1	2	2	0	1	0	0	0	1	0	2	8	54.00	6.000										
45 Michael Feliz, R ERA: 2.25	0.2		3	1	0	0	1	0	0	0	0	1	0	7	12	0.00	1.500										
51 James Hoyt, R ERA:	1.0		5	1	0	0	2	1	0	0	0	0	0	15	27	0.00	2.000										
47 Chris Devenski, R ERA: 1.26	1.0		3	0	0	0	2	0	0	0	0	0	0	7	7	0.00	0.000										

Houston Astros @ Cleveland Indians
Progressive Field, Cleveland, OH
Wed Apr 26 2017, 6:11 PM - 9:22 PM EDT
Att: 16,052 - Partly Cloudy - 82 F

AB 36
R 6
H 8
RBI 6
BB 3
SO 13
LOB 13



Houston Astros @ Cleveland Indians
Progressive Field, Cleveland, OH
Wed Apr 26 2017, 6:11 PM - 9:22 PM EDT
Att: 16,052 - Partly Cloudy - 82 F

AB 30
R 7
H 10
RBI 7
BB 5
SO 10
LOB 12



Batter	1	2	3	4	5	6	7	8	9	AB	R	H	RBI	BB	SO	LOB	TOP				
22 Josh Reddick, L (1, 8) OBP: 0.333, SLG: 0.431										4	0	2	0	1	0	1	Houston Astros @ Cleveland Indians Progressive Field, Cleveland, OH Thu Apr 27 2017, 6:26 PM - 9:15 PM EDT Att: 14,452 - Partly Cloudy - 64 F				
3 Norichika Aoki, L (1, 9) OBP: 0.386, SLG: 0.442 15 Carlos Beltrán, S (9, PH) OBP: 0.277, SLG: 0.354										4	0	1	0	0	1	1					
1 Carlos Correa, R (1, 6) OBP: 0.310, SLG: 0.329										4	1	1	0	1	2	5					
16 Brian McCann, L (1, 10) OBP: 0.375, SLG: 0.443										4	1	1	0	1	2	3					
11 Evan Gattis, R (1, 2) OBP: 0.389, SLG: 0.467										4	0	1	1	0	2	4					
10 Yuli Gurriel, R (1, 3) OBP: 0.343, SLG: 0.441										4	0	0	0	0	1	5					
2 Alex Bregman, R (1, 5)										4	0	1	1	0	1	0					
9 Marwin Gonzalez, S (1, 4) OBP: 0.328, SLG: 0.469										3	1	2	1	1	0	0					
18 Tony Kemp, L (1, 7) 27 Jose Altuve, R (9, PH) OBP: 0.393, SLG: 0.449										3	0	0	0	0	2	4					
Inning Stats	R: 0 E: 0 K: 2 S: 12	H: 2 LOB: 3 BB: 1 P: 19	R: 1 E: 0 K: 0 S: 9	H: 1 LOB: 0 BB: 0 P: 12	R: 2 E: 0 K: 2 S: 14	H: 4 LOB: 3 BB: 1 P: 22	R: 0 E: 0 K: 1 S: 7	H: 0 LOB: 0 BB: 1 P: 12	R: 0 E: 0 K: 1 S: 8	H: 1 LOB: 1 BB: 0 P: 10	R: 0 E: 0 K: 2 S: 8	H: 0 LOB: 1 BB: 1 P: 21	R: 0 E: 0 K: 0 S: 8	H: 0 LOB: 0 BB: 0 P: 14	R: 0 E: 0 K: 1 S: 14	H: 3 LOB: 2 BB: 0 P: 23	1B: 7 2B: 3 3B: 0 HR: 1	SF: 0 SAC: 0 DP: 0 HBP: 0	WP: 0 PB: 0 SB: 0 CS: 2	PA: 40	
PITCHER	IP WLS BF H R ER SO BB IBB HBP BLK WP HR S P ERA WHIP	IP WLS BF H R ER SO BB IBB HBP BLK WP HR S P ERA WHIP	IP WLS BF H R ER SO BB IBB HBP BLK WP HR S P ERA WHIP	IP WLS BF H R ER SO BB IBB HBP BLK WP HR S P ERA WHIP	IP WLS BF H R ER SO BB IBB HBP BLK WP HR S P ERA WHIP	IP WLS BF H R ER SO BB IBB HBP BLK WP HR S P ERA WHIP	IP WLS BF H R ER SO BB IBB HBP BLK WP HR S P ERA WHIP	IP WLS BF H R ER SO BB IBB HBP BLK WP HR S P ERA WHIP	IP WLS BF H R ER SO BB IBB HBP BLK WP HR S P ERA WHIP	IP WLS BF H R ER SO BB IBB HBP BLK WP HR S P ERA WHIP	IP WLS BF H R ER SO BB IBB HBP BLK WP HR S P ERA WHIP	IP WLS BF H R ER SO BB IBB HBP BLK WP HR S P ERA WHIP	IP WLS BF H R ER SO BB IBB HBP BLK WP HR S P ERA WHIP	IP WLS BF H R ER SO BB IBB HBP BLK WP HR S P ERA WHIP	IP WLS BF H R ER SO BB IBB HBP BLK WP HR S P ERA WHIP	IP WLS BF H R ER SO BB IBB HBP BLK WP HR S P ERA WHIP	IP WLS BF H R ER SO BB IBB HBP BLK WP HR S P ERA WHIP	IP WLS BF H R ER SO BB IBB HBP BLK WP HR S P ERA WHIP	IP WLS BF H R ER SO BB IBB HBP BLK WP HR S P ERA WHIP	IP WLS BF H R ER SO BB IBB HBP BLK WP HR S P ERA WHIP	IP WLS BF H R ER SO BB IBB HBP BLK WP HR S P ERA WHIP

AB	36
R	3
H	11
RBI	3
BB	4
SO	11
LOB	23



Batter	1	2	3	4	5	6	7	8	9	AB	R	H	RBI	BB	SO	LOB	BOTTOM				
41 Carlos Santana, S (1, 3) OBP: 0.340, SLG: 0.391										4	0	0	0	0	1	3	Houston Astros @ Cleveland Indians Progressive Field, Cleveland, OH Thu Apr 27 2017, 6:26 PM - 9:15 PM EDT Att: 14,452 - Partly Cloudy - 64 F				
12 Francisco Lindor, S (1, 6) OBP: 0.369, SLG: 0.614										4	1	1	2	0	1	2					
23 Michael Brantley, L (1, 7) OBP: 0.364, SLG: 0.529										4	0	0	0	0	0	2					
10 Edwin Encarnación, R (1, 10) OBP: 0.348, SLG: 0.387										3	1	1	1	1	1	0					
11 José Ramírez, S (1, 5) OBP: 0.400, SLG: 0.595										4	0	3	0	0	1	1					
22 Jason Kipnis, L (1, 4) OBP: 0.286, SLG: 0.211										4	0	1	0	0	2	4					
8 Lonnie Chisenhall, L (1, 8) OBP: 0.359, SLG: 0.556										3	0	0	0	1	1	4					
35 Abraham Almonte, S (1, 9) OBP: 0.390, SLG: 0.362										3	1	1	1	0	2	2					
7 Yan Gomes, R (1, 2) OBP: 0.308, SLG: 0.311										1	1	1	0	2	0	0					
Inning Stats	R: 0 E: 0 K: 1 S: 7	H: 0 LOB: 0 BB: 0 P: 12	R: 1 E: 0 K: 1 S: 10	H: 2 LOB: 2 BB: 1 P: 18	R: 0 E: 0 K: 0 S: 9	H: 0 LOB: 1 BB: 1 P: 18	R: 0 E: 0 K: 1 S: 8	H: 1 LOB: 1 BB: 1 P: 14	R: 1 E: 0 K: 0 S: 12	H: 2 LOB: 0 BB: 0 P: 18	R: 0 E: 0 K: 3 S: 14	H: 0 LOB: 1 BB: 0 P: 21	R: 2 E: 0 K: 2 S: 11	H: 1 LOB: 0 BB: 1 P: 20	R: 0 E: 0 K: 1 S: 9	H: 2 LOB: 1 BB: 0 P: 13	1B: 4 2B: 1 3B: 0 HR: 3	SF: 0 SAC: 0 DP: 1 HBP: 0	WP: 1 PB: 0 SB: 1 CS: 1	PA: 34	
PITCHER	IP WLS BF H R ER SO BB IBB HBP BLK WP HR S P ERA WHIP	IP WLS BF H R ER SO BB IBB HBP BLK WP HR S P ERA WHIP	IP WLS BF H R ER SO BB IBB HBP BLK WP HR S P ERA WHIP	IP WLS BF H R ER SO BB IBB HBP BLK WP HR S P ERA WHIP	IP WLS BF H R ER SO BB IBB HBP BLK WP HR S P ERA WHIP	IP WLS BF H R ER SO BB IBB HBP BLK WP HR S P ERA WHIP	IP WLS BF H R ER SO BB IBB HBP BLK WP HR S P ERA WHIP	IP WLS BF H R ER SO BB IBB HBP BLK WP HR S P ERA WHIP	IP WLS BF H R ER SO BB IBB HBP BLK WP HR S P ERA WHIP	IP WLS BF H R ER SO BB IBB HBP BLK WP HR S P ERA WHIP	IP WLS BF H R ER SO BB IBB HBP BLK WP HR S P ERA WHIP	IP WLS BF H R ER SO BB IBB HBP BLK WP HR S P ERA WHIP	IP WLS BF H R ER SO BB IBB HBP BLK WP HR S P ERA WHIP	IP WLS BF H R ER SO BB IBB HBP BLK WP HR S P ERA WHIP	IP WLS BF H R ER SO BB IBB HBP BLK WP HR S P ERA WHIP	IP WLS BF H R ER SO BB IBB HBP BLK WP HR S P ERA WHIP	IP WLS BF H R ER SO BB IBB HBP BLK WP HR S P ERA WHIP	IP WLS BF H R ER SO BB IBB HBP BLK WP HR S P ERA WHIP	IP WLS BF H R ER SO BB IBB HBP BLK WP HR S P ERA WHIP	IP WLS BF H R ER SO BB IBB HBP BLK WP HR S P ERA WHIP	IP WLS BF H R ER SO BB IBB HBP BLK WP HR S P ERA WHIP

AB	30
R	4
H	8
RBI	4
BB	4
SO	9
LOB	18



Batter	1	2	3	4	5	6	7	8	9	AB	R	H	RBI	BB	SO	LOB	TOP										
2 Jean Segura, R OBP: 0.370, SLG: 0.500										4	0	1	0	0	1	0											
16 Ben Gamel, L OBP: 0.395, SLG: 0.667										4	2	2	1	0	0	1											
22 Robinson Cano, L OBP: 0.321, SLG: 0.432										4	1	1	2	0	1	1											
21 Taylor Motter, R OBP: 0.297, SLG: 0.559										4	0	0	0	0	2	1											
15 Kyle Seager, L OBP: 0.394, SLG: 0.353										3	0	0	0	0	1	0											
5 Guillermo Heredia, R OBP: 0.341, SLG: 0.476										3	0	1	0	0	0	0											
20 Daniel Vogelbach, L OBP: 0.289, SLG: 0.167										3	0	0	0	0	2	1											
3 Mike Zunino, R OBP: 0.250, SLG: 0.242										3	0	0	0	0	1	0											
1 Jarrod Dyson, L OBP: 0.304, SLG: 0.272										3	0	1	0	0	0	0											
Inning Stats	R: 0 E: 0 K: 0 S: 9	H: 1 LOB: 1 BB: 0 P: 13	R: 0 E: 0 K: 2 S: 8	H: 0 LOB: 0 BB: 0 P: 11	R: 0 E: 0 K: 0 S: 8	H: 0 LOB: 0 BB: 0 P: 10	R: 2 E: 0 K: 0 S: 16	H: 2 LOB: 0 BB: 0 P: 23	R: 0 E: 0 K: 2 S: 10	H: 1 LOB: 0 BB: 0 P: 15	R: 1 E: 0 K: 2 S: 11	H: 1 LOB: 0 BB: 0 P: 14	R: 0 E: 0 K: 0 S: 6	H: 1 LOB: 0 BB: 0 P: 10	R: 0 E: 0 K: 1 S: 7	H: 0 LOB: 0 BB: 0 P: 10	R: 0 E: 0 K: 1 S: 10	H: 0 LOB: 0 BB: 0 P: 15	1B: 2 2B: 2 3B: 0 HR: 2	SF: 0 SAC: 0 DP: 1 HBP: 0	WP: 0 PB: 0 SB: 0 CS: 1	PA: 32					
PITCHER	IP	WLS	BF	H	R	ER	SO	BB	IBB	HBP	BLK	WP	HR	S	P	ERA	WHIP										
59 Carlos Carrasco, R ERA: 2.04	8.0	L	28	6	3	3	7	0	0	0	0	0	2	75	106	3.38	0.750										
61 Dan Otero, R ERA: 4.32	1.0		3	0	0	0	1	0	0	0	0	0	0	10	15	0.00	0.000										

Seattle Mariners @ Cleveland Indians
 Progressive Field, Cleveland, OH
 Fri Apr 28 2017, 7:11 PM - 9:46 PM EDT
 Att: 20,842 - Overcast - 63 F

AB	31
R	3
H	6
RBI	3
BB	0
SO	8
LOB	4



Batter	1	2	3	4	5	6	7	8	9	AB	R	H	RBI	BB	SO	LOB	BOTTOM										
41 Carlos Santana, S OBP: 0.327, SLG: 0.374										4	0	0	0	0	0	0											
12 Francisco Lindor, S OBP: 0.394, SLG: 0.698										3	0	2	0	1	0	0											
6 Brandon Guyer, R OBP: 0.171, SLG: 0.212										4	0	0	0	0	1	3											
10 Edwin Encarnación, R OBP: 0.344, SLG: 0.372										3	0	0	0	1	3	2											
11 José Ramírez, S OBP: 0.394, SLG: 0.614										4	1	1	1	0	3	3											
22 Jason Kipnis, L OBP: 0.240, SLG: 0.174										4	0	0	0	0	2	0											
26 Austin Jackson, R OBP: 0.353, SLG: 0.500										3	0	0	0	0	2	0											
8 Lonnie Chisenhall, L OBP: 0.350, SLG: 0.541										1	0	0	0	0	1	0											
35 Abraham Almonte, S OBP: 0.387, SLG: 0.360										3	0	1	0	0	1	0											
7 Yan Gomes, R OBP: 0.291, SLG: 0.292										3	0	0	0	0	1	2											
Inning Stats	R: 0 E: 1 K: 2 S: 11	H: 0 LOB: 2 BB: 2 P: 26	R: 0 E: 1 K: 1 S: 14	H: 0 LOB: 1 BB: 0 P: 24	R: 0 E: 0 K: 0 S: 7	H: 0 LOB: 0 BB: 0 P: 10	R: 1 E: 0 K: 3 S: 13	H: 1 LOB: 0 BB: 0 P: 20	R: 0 E: 0 K: 1 S: 6	H: 0 LOB: 0 BB: 0 P: 8	R: 0 E: 0 K: 2 S: 11	H: 1 LOB: 1 BB: 0 P: 15	R: 0 E: 0 K: 2 S: 10	H: 1 LOB: 1 BB: 0 P: 14	R: 0 E: 0 K: 1 S: 7	H: 1 LOB: 1 BB: 0 P: 13	R: 0 E: 0 K: 2 S: 9	H: 0 LOB: 0 BB: 0 P: 13	1B: 2 2B: 1 3B: 0 HR: 1	SF: 0 SAC: 0 DP: 0 HBP: 0	WP: 1 PB: 0 SB: 0 CS: 0	PA: 34					
PITCHER	IP	WLS	BF	H	R	ER	SO	BB	IBB	HBP	BLK	WP	HR	S	P	ERA	WHIP										
37 Ariel Miranda, L ERA: 3.81	5.1	W	21	2	1	1	7	0	0	0	0	0	0	55	96	1.69	0.750										
47 James Pazos, L ERA: 1.64	2.1	H	9	2	0	0	4	0	0	0	0	0	0	21	29	0.00	0.857										
39 Edwin Díaz, R ERA: 3.6	1.1	S	4	0	0	0	3	0	0	0	0	0	0	12	18	0.00	0.000										

Seattle Mariners @ Cleveland Indians
 Progressive Field, Cleveland, OH
 Fri Apr 28 2017, 7:11 PM - 9:46 PM EDT
 Att: 20,842 - Overcast - 63 F


AB	32
R	1
H	4
RBI	1
BB	2
SO	14
LOB	10



Batter	1	2	3	4	5	6	7	8	9	AB	R	H	RBI	BB	SO	LOB	TOP										
2 Jean Segura, R OBP: 0.339, SLG: 0.467	L7		K			16 1B 22 1B	P3			4	1	1	0	0	1	0	Seattle Mariners @ Cleveland Indians Progressive Field, Cleveland, OH Sun Apr 30 2017, 1:10 PM - 4:08 PM EDT Att: 21,824 - Partly Cloudy - 76 F										
16 Ben Gamel, L OBP: 0.316, SLG: 0.474	G4-3			L8		22 1B 23 1B	K			4	1	1	0	0	1	0											
22 Robinson Cano, L OBP: 0.316, SLG: 0.427	G3			K		23 1B 15 1B		G6-3		4	1	1	1	0	1	0											
26 Danny Valencia, R OBP: 0.259, SLG: 0.306				K		15 1B				0	0	0	0	0	0	0											
23 Nelson Cruz, R OBP: 0.407, SLG: 0.618				G5-3		5 1B 15 1B				3	1	2	2	1	0	0											
1 Jarrod Dyson, L OBP: 0.236, SLG: 0.265						52 1B 5 1B				0	0	0	0	0	0	0											
15 Kyle Seager, L OBP: 0.356, SLG: 0.387	G4-3			K		1-2 2-H				4	0	1	1	0	1	1											
5 Guillermo Heredia, R OBP: 0.369, SLG: 0.490										4	0	3	0	0	0	0											
20 Daniel Vogelbach, L OBP: 0.294, SLG: 0.143										1	0	0	0	1	0	1	AB 33 R 4 H 10 RBI 4 BB 2 SO 6 LOB 13										
21 Taylor Motter, R OBP: 0.286, SLG: 0.535	G3-6-3									2	0	0	0	0	2	3											
52 Carlos Ruiz, R OBP: 0.333, SLG: 0.190										4	0	1	0	0	0	5											
8 Boog Powell, L										3	0	0	0	0	0	3											
Inning Stats	R: 0 E: 0 K: 0 S: 6	H: 0 LOB: 0 BB: 0 P: 7	R: 1 E: 0 K: 0 S: 10	H: 2 LOB: 0 BB: 0 P: 16	R: 0 E: 0 K: 1 S: 9	H: 1 LOB: 0 BB: 0 P: 13	R: 0 E: 0 K: 1 S: 8	H: 0 LOB: 0 BB: 0 P: 11	R: 0 E: 0 K: 1 S: 12	H: 1 LOB: 2 BB: 1 P: 23	R: 3 E: 0 K: 1 S: 21	H: 6 LOB: 2 BB: 0 P: 34	R: 0 E: 0 K: 1 S: 12	H: 0 LOB: 1 BB: 0 P: 17	R: 0 E: 0 K: 0 S: 2	H: 0 LOB: 0 BB: 1 P: 9	R: 0 E: 0 K: 1 S: 6	H: 0 LOB: 0 BB: 0 P: 8	1B: 7 2B: 3 3B: 0 HR: 1	SF: 0 SAC: 0 DP: 4 HBP: 0	WP: 0 PB: 0 SB: 0 CS: 0	PA: 35					
PITCHER	IP	WLS	BF	H	R	ER	SO	BB	IBB	HBP	BLK	WP	HR	S	P	ERA	WHIP										
43 Josh Tomlin, R ERA: 8.87	5.0	W	22	8	4	4	3	1	0	0	0	0	1	54	86	7.20	1.800										
48 Boone Logan, L ERA: 1.53	0.0		2	2	0	0	0	0	0	0	0	0	0	5	7	∞	∞										
Nick Goody, R ERA:	2.0	H	5	0	0	0	2	0	0	0	0	0	0	19	28	0.00	0.000										
27 Bryan Shaw, R ERA: 3.27	1.0		3	0	0	0	0	1	0	0	0	0	0	2	9	0.00	1.000										
34 Zach McAllister, R ERA: 2.09	1.0		3	0	0	0	1	0	0	0	0	0	0	6	8	0.00	0.000										

Batter	1	2	3	4	5	6	7	8	9	AB	R	H	RBI	BB	SO	LOB	BOTTOM											
41 Carlos Santana, S OBP: 0.327, SLG: 0.367	F9		12 2B BB			G4-3				4	1	1	0	1	0	1	Seattle Mariners @ Cleveland Indians Progressive Field, Cleveland, OH Sun Apr 30 2017, 1:10 PM - 4:08 PM EDT Att: 21,824 - Partly Cloudy - 76 F											
12 Francisco Lindor, S OBP: 0.350, SLG: 0.638										5	2	2	3	0	0	3												
1 Michael Martinez, S OBP: 0.333, SLG: 0.400										0	0	0	0	0	0	0												
23 Michael Brantley, L OBP: 0.365, SLG: 0.551										4	2	2	2	0	1	0												
6 Brandon Guyer, R OBP: 0.194, SLG: 0.235										1	0	1	0	0	0	0												
10 Edwin Encarnación, R OBP: 0.343, SLG: 0.353										4	0	0	0	1	2	2												
11 José Ramírez, S OBP: 0.388, SLG: 0.593										4	1	1	0	1	0	0												
22 Jason Kipnis, L OBP: 0.212, SLG: 0.161										4	2	1	1	0	0	2												
8 Lonnie Chisenhall, L OBP: 0.340, SLG: 0.512										3	1	1	1	0	0	0												
35 Abraham Almonte, S OBP: 0.420, SLG: 0.439										4	2	3	2	0	1	0												
55 Roberto Pérez, R OBP: 0.219, SLG: 0.233										4	1	3	3	0	0	0												
Inning Stats	R: 1 E: 0 K: 0 S: 14	H: 2 LOB: 2 BB: 1 P: 28	R: 0 E: 0 K: 0 S: 13	H: 3 LOB: 0 BB: 0 P: 20	R: 8 E: 0 K: 2 S: 25	H: 6 LOB: 0 BB: 2 P: 43	R: 0 E: 0 K: 0 S: 4	H: 0 LOB: 0 BB: 0 P: 6	R: 0 E: 0 K: 1 S: 7	H: 0 LOB: 0 BB: 0 P: 11	R: 0 E: 0 K: 1 S: 7	H: 0 LOB: 0 BB: 0 P: 11	R: 3 E: 1 K: 0 S: 14	H: 3 LOB: 1 BB: 0 P: 22	R: 0 E: 0 K: 0 S: 7	H: 1 LOB: 0 BB: 0 P: 10	1B: 9 2B: 3 3B: 1 HR: 2	SF: 1 SAC: 0 DP: 1 HBP: 0	WP: 0 PB: 0 SB: 1 CS: 1	PA: 41								
PITCHER	IP	WLS	BF	H	R	ER	SO	BB	IBB	HBP	BLK	WP	HR	S	P	ERA	WHIP											
35 Chase De Jong, R ERA: 11.05	2.2	L	18	9	6	6	1	2	0	0	0	0	1	12	18	81.00	9.000											
38 Casey Fien, R ERA: 15.0	0.1		4	2	3	3	1	1	0	0	0	0	0	1	12	18	81.00	9.000										
60 Dillon Overton, L ERA: 7.11	5.0		19	4	3	2	2	0	0	0	0	0	0	39	60	3.60	0.800											

livebaseballscores.com




Batter	1	2	3	4	5	6	7	8	9	AB	R	H	RBI	BB	SO	LOB	TOP		
41 Carlos Santana, S OBP: 0.320, SLG: 0.342	G4-3		L7		F9		FC6-4		G5-3	5	0	0	0	0	0	3	Cleveland Indians @ Detroit Tigers Comerica Park, Detroit, MI Wed May 03 2017, 7:11 PM - 10:13 PM EDT Att: 22,663 - Cloudy - 58 F		
12 Francisco Lindor, S OBP: 0.372, SLG: 0.604	G5-3			23 1B 11 3B	1B	10 F8	2B	F9		4	1	2	0	0	0	0			
23 Michael Brantley, L OBP: 0.361, SLG: 0.511	L8			11 3B	1B	P6		F8		4	1	1	0	0	0	1			
10 Edwin Encarnación, R OBP: 0.333, SLG: 0.333		G5-3		K		F8		11 BB	BB	3	0	0	0	1	1	3			
11 José Ramírez, S OBP: 0.400, SLG: 0.586	K			22 SF8	3B			BB		2	1	1	2	2	1	0			
22 Jason Kipnis, L OBP: 0.171, SLG: 0.132	G6-3			SF8		G2-3		BB		3	0	0	1	0	0	4			
6 Brandon Guyer, R OBP: 0.182, SLG: 0.238			P4	G5-3						4	0	0	0	0	2	0			
8 Lonnie Chisenhall, L OBP: 0.333, SLG: 0.532						K		K		0	0	0	0	0	0	0			
35 Abraham Almonte, S OBP: 0.377, SLG: 0.385			F8		F8	G6-3		G3-1		4	0	0	0	0	0	0			
7 Yan Gomes, R OBP: 0.318, SLG: 0.328					K		41 FC6-4 1B			3	0	2	0	1	1	0			
Inning Stats	R: 0 E: 0 K: 0 S: 5	H: 0 LOB: 0 BB: 0 P: 6	R: 0 E: 0 K: 1 S: 9	H: 0 LOB: 0 BB: 0 P: 12	R: 0 E: 0 K: 1 S: 6	H: 0 LOB: 1 BB: 1 P: 14	R: 3 E: 0 K: 1 S: 12	H: 3 LOB: 0 BB: 0 P: 15	R: 0 E: 0 K: 1 S: 8	H: 1 LOB: 2 BB: 1 P: 13	R: 0 E: 0 K: 1 S: 6	H: 1 LOB: 1 BB: 0 P: 9	R: 0 E: 0 K: 0 S: 17	H: 0 LOB: 2 BB: 2 P: 30	R: 0 E: 0 K: 1 S: 12	H: 1 LOB: 1 BB: 0 P: 18	1B: 4 2B: 1 3B: 1 HR: 0	SF: 1 SAC: 0 DP: 0 HBP: 0	WP: 0 PA: 37 PB: 0 SB: 0 CS: 0
PITCHER	IP WLS BF H R ER SO BB IBB HBP BLK WP HR S P ERA WHIP																		
48 Matthew Boyd, L ERA: 3.78	7.2 L 31 5 3 3 4 2 1 0 0 0 0 0 66 102 3.52 0.913																		
36 Blaine Hardy, L ERA: 2.35	8.1 1.1 6 1 0 0 1 1 0 0 0 0 0 18 29 0.00 1.500																		

Batter	1	2	3	4	5	6	7	8	9	AB	R	H	RBI	BB	SO	LOB	BOTTOM				
3 Ian Kinsler, R OBP: 0.330, SLG: 0.351	G1-3		G6-3		FC5-4					3	0	0	0	0	0	2	Cleveland Indians @ Detroit Tigers Comerica Park, Detroit, MI Wed May 03 2017, 7:11 PM - 10:13 PM EDT Att: 22,663 - Cloudy - 58 F				
17 Andrew Romine, S OBP: 0.302, SLG: 0.390								K		1	0	0	0	0	1	0					
9 Nick Castellanos, R OBP: 0.322, SLG: 0.434	L6		F9			24 WP 41 SF8 2B		L9		4	1	1	0	0	0	1					
24 Miguel Cabrera, R OBP: 0.356, SLG: 0.484	G5-3			E5 G6-3-5 1B		L9		K		4	0	1	0	0	1	1					
41 Victor Martinez, S OBP: 0.303, SLG: 0.299		G6-3		G6-3-5		SF8		15 F9 34 BB BB		2	0	0	1	1	0	1					
49 Dixon Machado, R OBP: 0.211, SLG: 0.115								K		0	0	0	0	0	0	0					
8 Justin Upton, R OBP: 0.389, SLG: 0.525				K		K		K		4	0	1	0	0	3	1					
18 Tyler Collins, L OBP: 0.346, SLG: 0.405										1	1	0	0	1	1	1					
34 James McCann, R OBP: 0.282, SLG: 0.407	K									1	0	0	0	1	0	0					
31 Alex Avila, L OBP: 0.491, SLG: 0.696					F7					2	0	0	0	0	1	2					
15 Mikie Mahtook, R OBP: 0.270, SLG: 0.333										2	0	0	0	0	1	2					
37 James Adduci, L OBP: 0.364, SLG: 0.484			K							4	0	2	1	0	2	2					
1 Jose Iglesias, R OBP: 0.261, SLG: 0.379					L8					3	0	1	0	0	1	2					
Inning Stats	R: 0 E: 0 K: 0 S: 6	H: 0 LOB: 0 BB: 0 P: 8	R: 0 E: 0 K: 2 S: 14	H: 1 LOB: 1 BB: 0 P: 21	R: 0 E: 0 K: 1 S: 12	H: 1 LOB: 1 BB: 0 P: 17	R: 0 E: 1 K: 1 S: 9	H: 1 LOB: 0 BB: 0 P: 14	R: 1 E: 0 K: 0 S: 11	H: 1 LOB: 0 BB: 1 P: 18	R: 1 E: 0 K: 1 S: 8	H: 1 LOB: 0 BB: 0 P: 13	R: 0 E: 0 K: 2 S: 10	H: 1 LOB: 1 BB: 0 P: 12	R: 0 E: 0 K: 2 S: 10	H: 0 LOB: 2 BB: 2 P: 14	R: 0 E: 0 K: 2 S: 10	H: 0 LOB: 2 BB: 2 P: 25	1B: 4 2B: 3 3B: 0 HR: 0	SF: 1 SAC: 0 DP: 1 HBP: 0	WP: 1 PA: 35 PB: 0 SB: 0 CS: 0
PITCHER	IP WLS BF H R ER SO BB IBB HBP BLK WP HR S P ERA WHIP																				
59 Carlos Carrasco, R ERA: 2.18	6.0 W 23 2 2 2 5 1 0 0 0 0 0 0 20 26 0.00 0.500																				
24 Andrew Miller, L ERA	7.1 H 7 1 0 0 4 0 0 0 0 0 0 0 20 26 0.00 0.500																				
37 Cody Allen, R ERA: 0.82	9.1 S 5 0 0 0 2 2 0 0 0 0 0 0 10 25 0.00 2.000																				

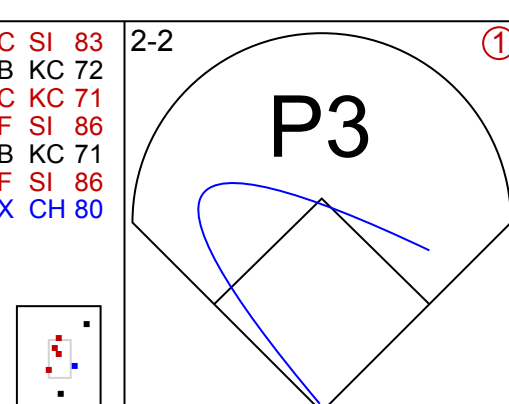
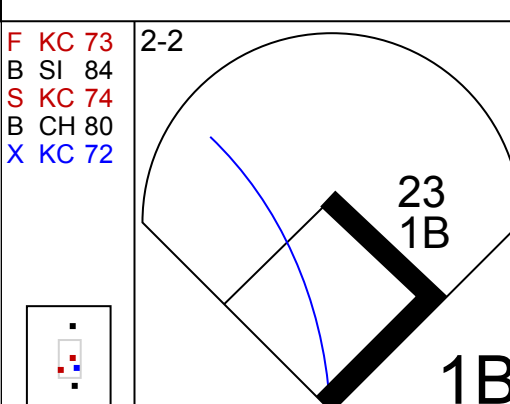
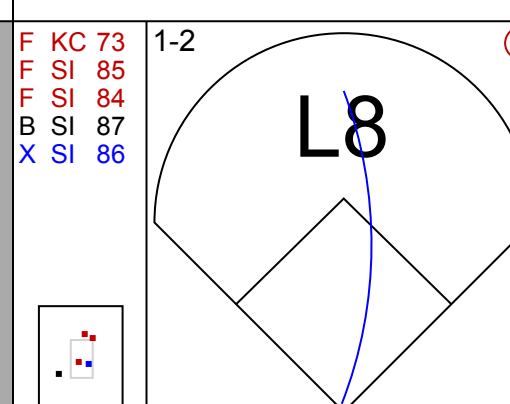
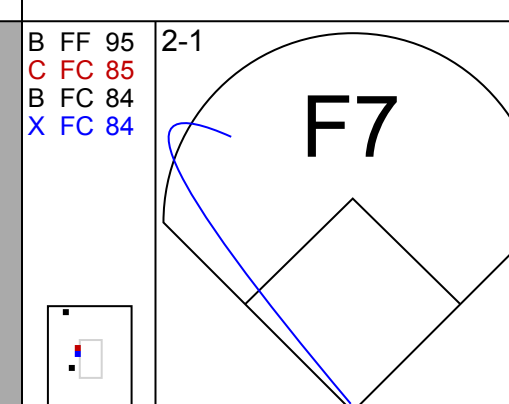
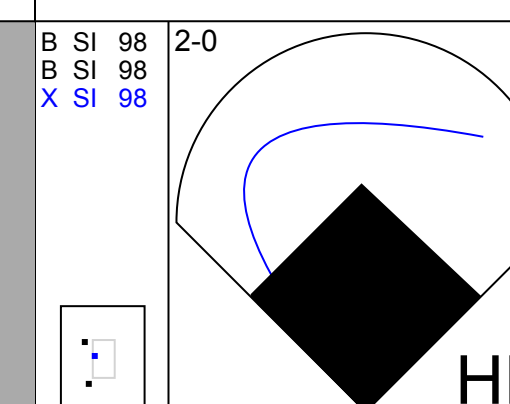

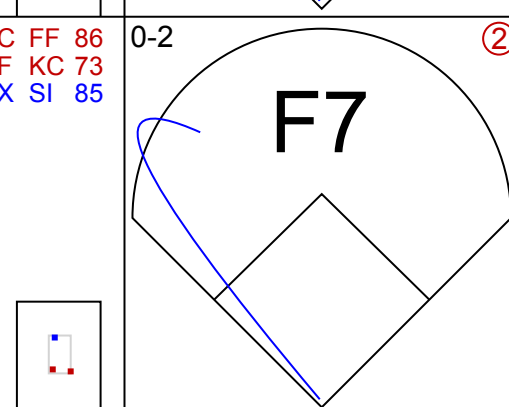
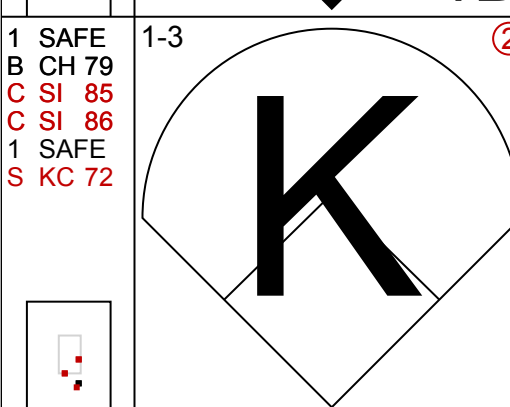
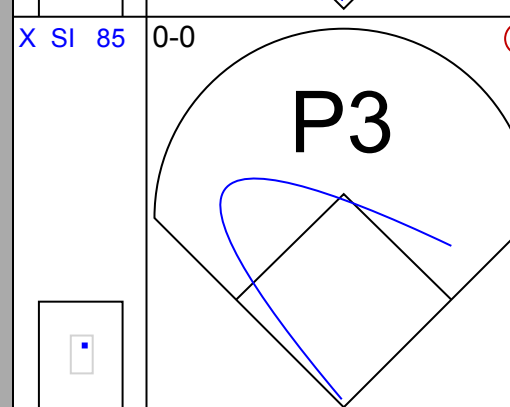

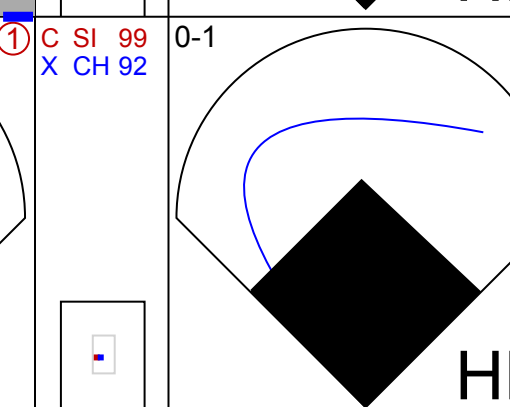
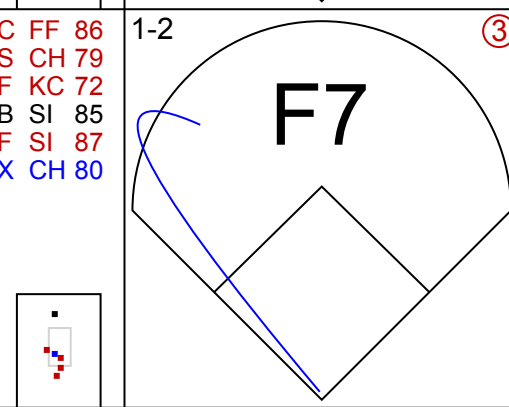
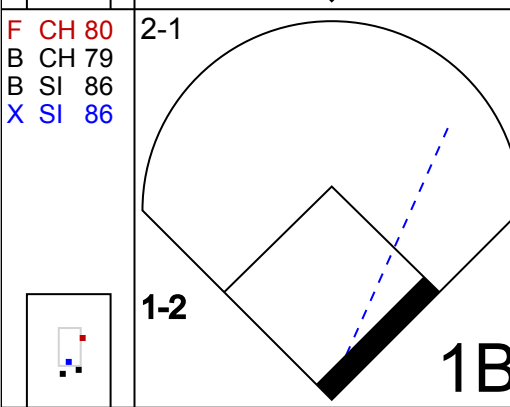


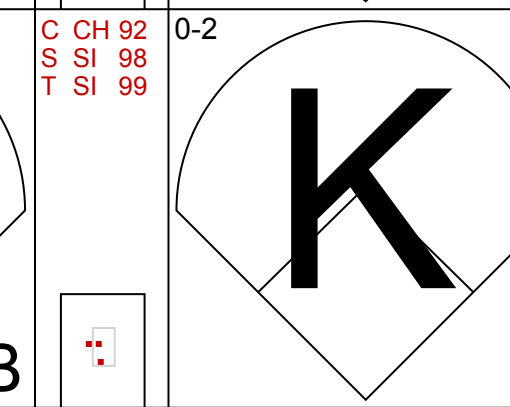
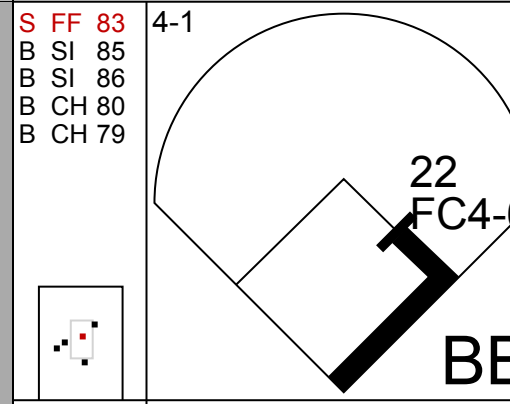
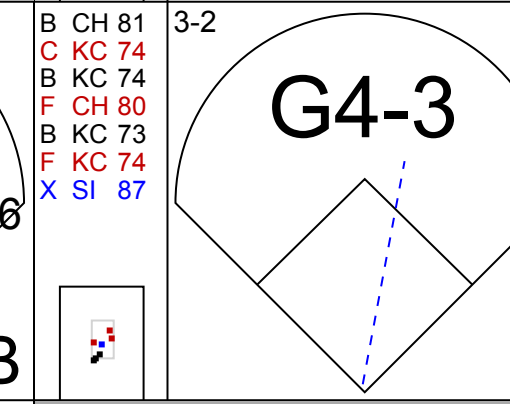










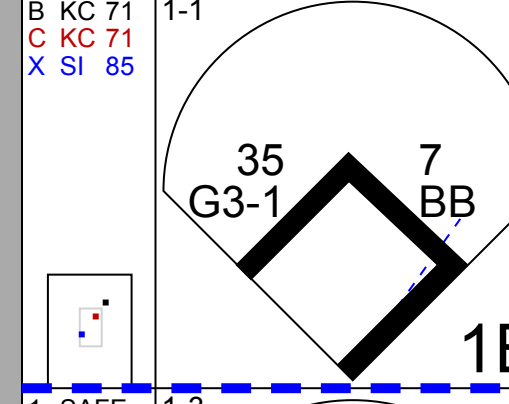




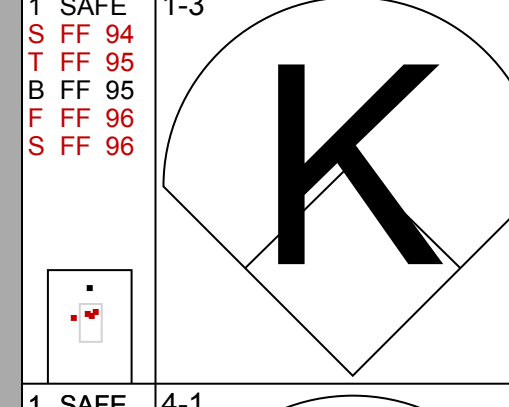



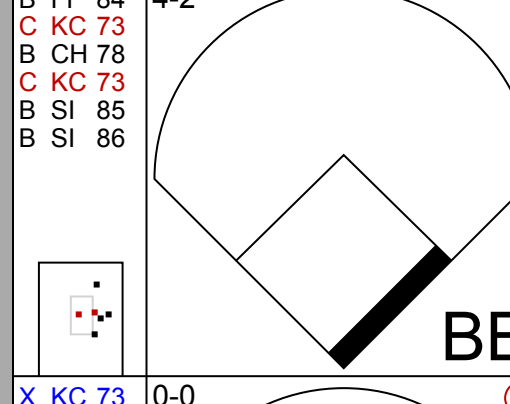
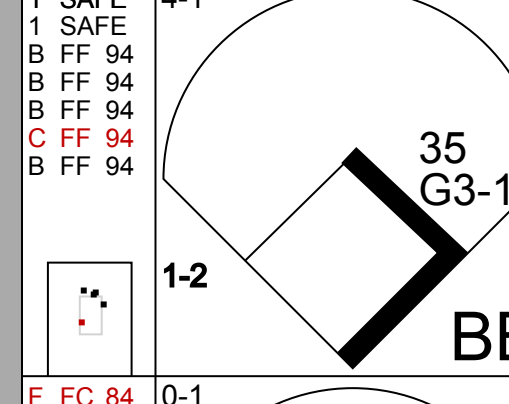
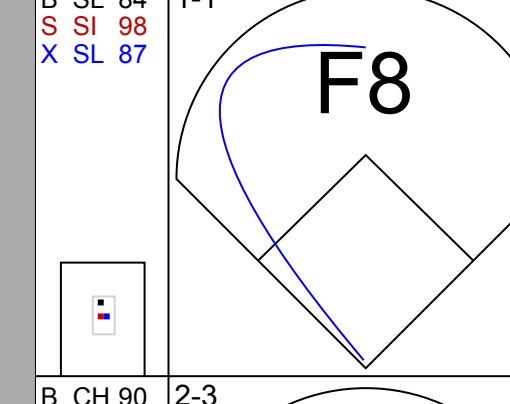
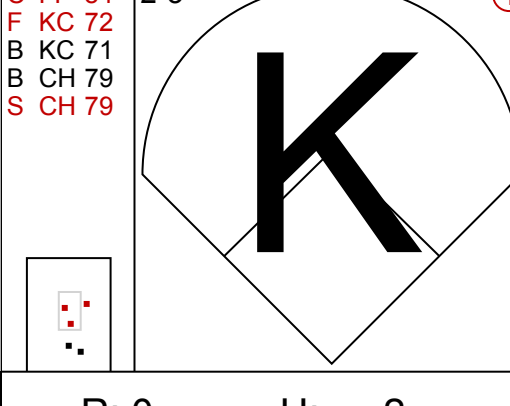
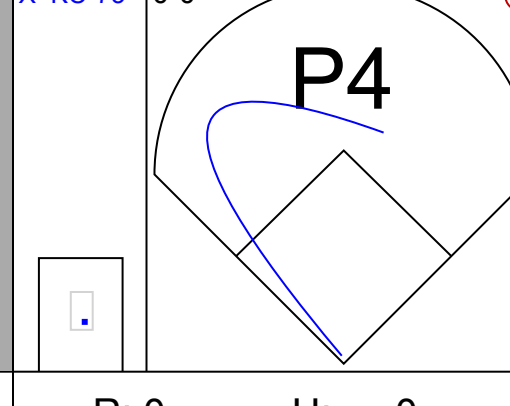
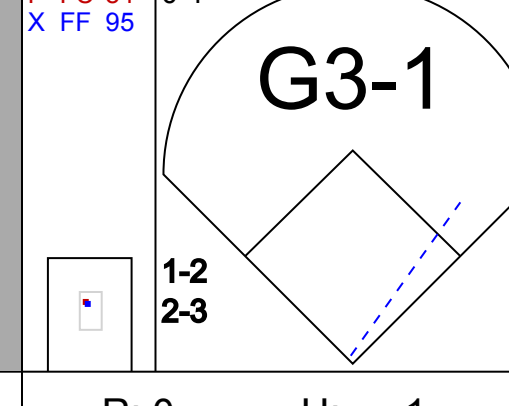
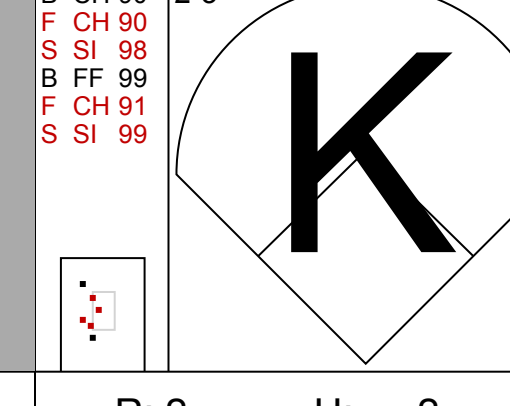
Batter	1	2	3	4	5	6	7	8	9	AB	R	H	RBI	BB	SO	LOB	TOP				
41 Carlos Santana, S (1, 3) OBP: 0.311, SLG: 0.330										4	0	0	0	0	1	1	Cleveland Indians @ Kansas City Royals Kauffman Stadium, Kansas City, MO Fri May 05 2017, 7:16 PM - 10:05 PM CDT Att: 25,722 - Clear - 74 F				
12 Francisco Lindor, S (1, 6) OBP: 0.360, SLG: 0.562										4	0	0	0	0	1	1					
23 Michael Brantley, L (1, 7) OBP: 0.347, SLG: 0.489										4	0	0	0	0	1	0					
10 Edwin Encarnación, R (1, 10) OBP: 0.339, SLG: 0.380										4	1	2	1	0	0	0					
11 José Ramírez, S (1, 5) OBP: 0.395, SLG: 0.569										3	0	0	0	1	0	1					
22 Jason Kipnis, L (1, 4) OBP: 0.205, SLG: 0.195										3	0	2	0	0	0	0					
8 Lonnie Chisenhall, L (1, 8) OBP: 0.315, SLG: 0.590										3	0	0	0	0	2	3					
35 Abraham Almonte, S (1, 9) OBP: 0.367, SLG: 0.373										2	0	0	0	0	2	2					
6 Brandon Guyer, R (8, PH) OBP: 0.176, SLG: 0.233										1	0	0	0	0	1	0					
55 Roberto Pérez, R (1, 2) OBP: 0.205, SLG: 0.194										2	0	0	0	1	1	0					
Inning Stats	R: 0 E: 0 K: 1 S: 8	H: 0 LOB: 0 BB: 0 P: 12	R: 0 E: 0 K: 2 S: 10	H: 1 LOB: 2 BB: 1 P: 18	R: 0 E: 0 K: 1 S: 10	H: 0 LOB: 0 BB: 1 P: 19	R: 1 E: 0 K: 1 S: 12	H: 2 LOB: 1 BB: 0 P: 20	R: 0 E: 0 K: 0 S: 9	H: 0 LOB: 0 BB: 0 P: 14	R: 0 E: 0 K: 0 S: 6	H: 0 LOB: 0 BB: 0 P: 9	R: 0 E: 0 K: 3 S: 9	H: 0 LOB: 0 BB: 0 P: 16	R: 0 E: 0 K: 0 S: 11	H: 1 LOB: 1 BB: 0 P: 14	1B: 1 2B: 2 3B: 0 HR: 1	SF: 0 SAC: 0 DP: 0 HBP: 0	WP: 0 PB: 0 SB: 0 CS: 1	PA: 32	
PITCHER	IP WLS BF H R ER SO BB IBB HBP BLK WP HR S P ERA WHIP	IP WLS BF H R ER SO BB IBB HBP BLK WP HR S P ERA WHIP																			
39 Jason Hammel, R (1, 1) ERA: 5.53	6.0	W	22	3	1	1	6	2	0	0	0	0	0	0	0	0	1	58	95	1.50	0.833
54 Scott Alexander, L (7, 1) ERA: 1.35	1.0	H	3	0	0	0	0	0	0	0	0	0	0	0	0	0	6	9	0.00	0.000	
48 Joakim Soria, R (8, 1) ERA: 2.13	1.0	H	3	0	0	0	3	0	0	0	0	0	0	0	0	0	9	16	0.00	0.000	
40 Kelvin Herrera, R (9, 1) ERA: 2.45	1.0	S	4	1	0	0	0	0	0	0	0	0	0	0	0	0	11	14	0.00	1.000	

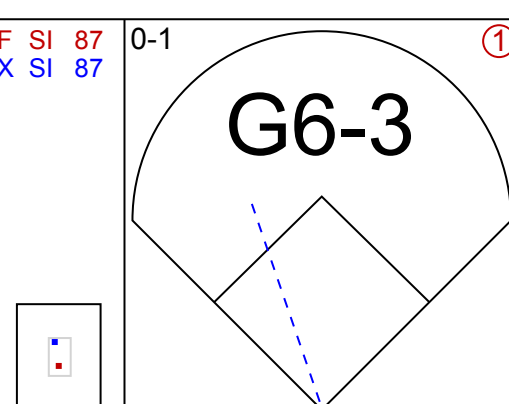
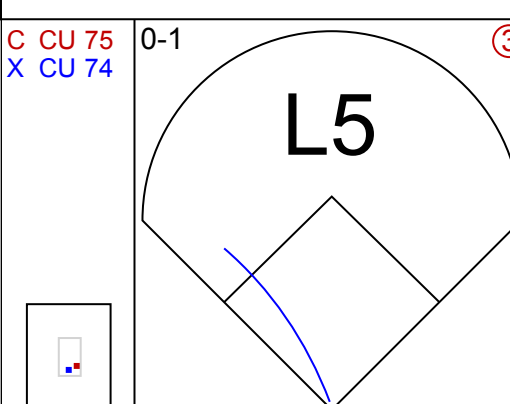



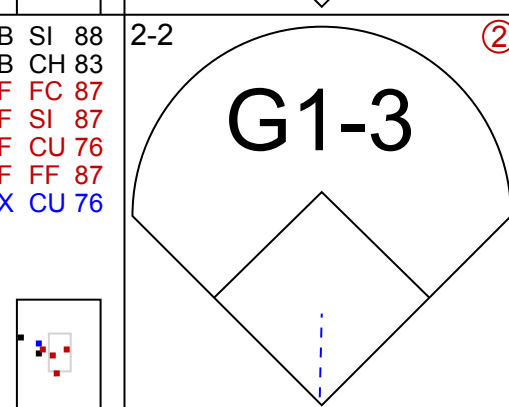



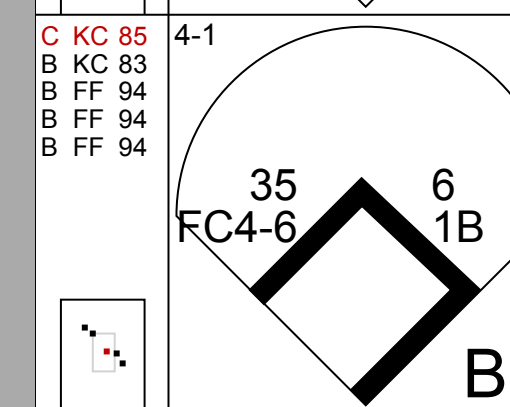
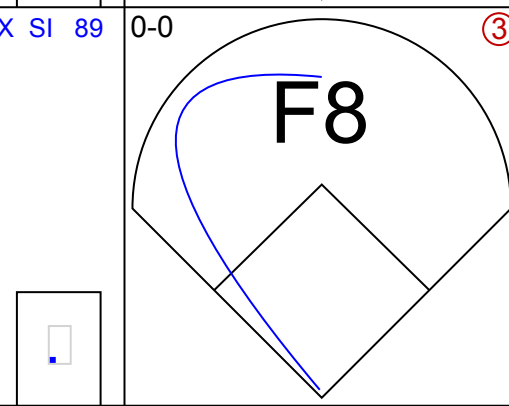


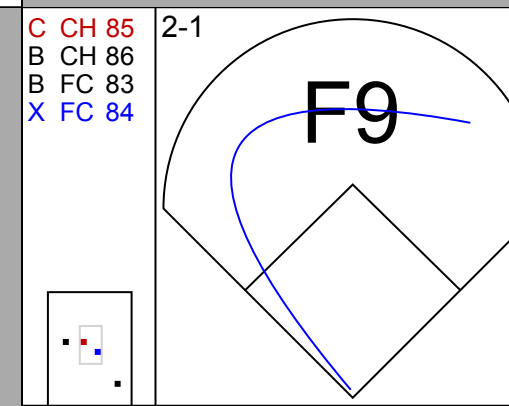
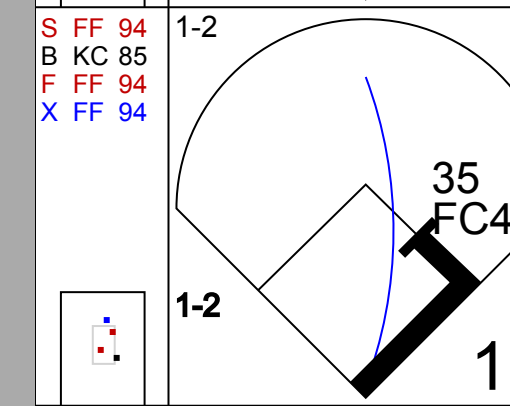
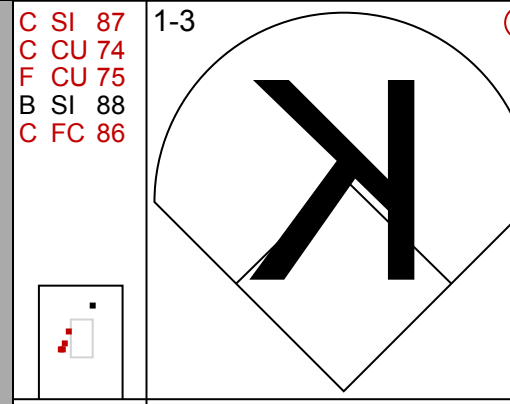


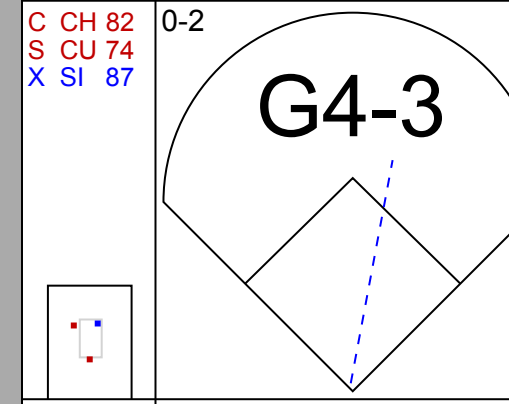
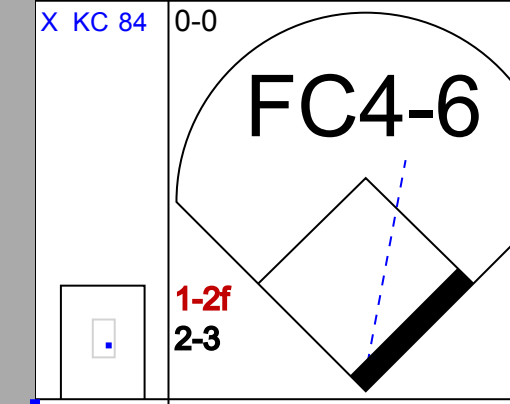



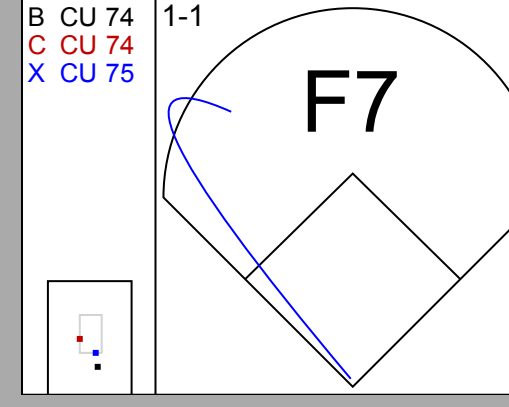
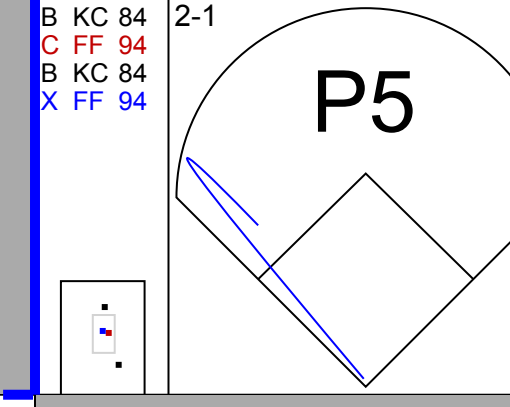


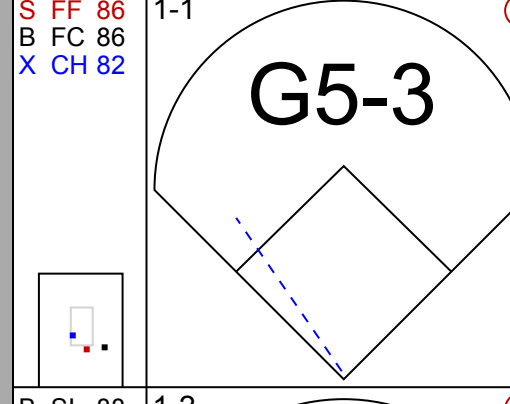




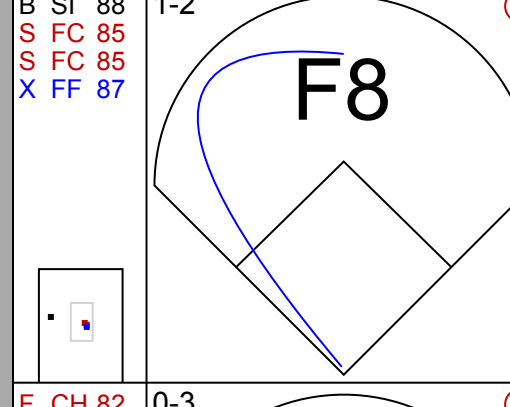


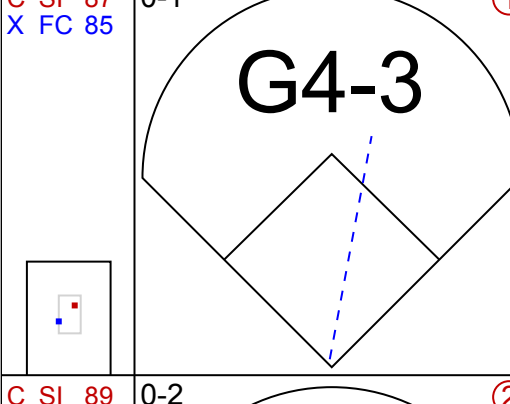
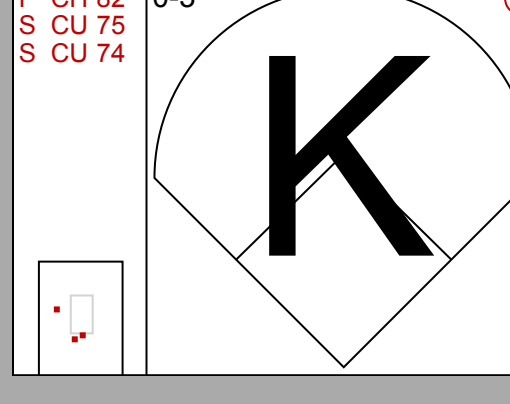


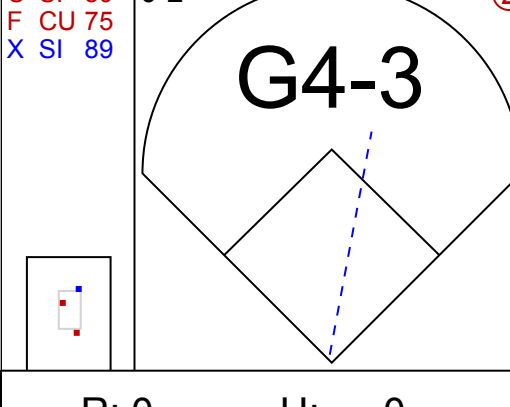



Batter	1	2	3	4	5	6	7	8	9	AB	R	H	RBI	BB	SO	LOB	BOTTOM			
15 Whit Merrifield, R (1, 4) OBP: 0.291, SLG: 0.388										4	1	1	0	0	1	1	Cleveland Indians @ Kansas City Royals Kauffman Stadium, Kansas City, MO Fri May 05 2017, 7:16 PM - 10:05 PM CDT Att: 25,722 - Clear - 74 F			
8 Mike Moustakas, L (1, 5) OBP: 0.295, SLG: 0.525										4	0	1	0	0	2	1				
6 Lorenzo Cain, R (1, 8) OBP: 0.388, SLG: 0.371										3	0	1	0	1	0	2				
35 Eric Hosmer, L (1, 3) OBP: 0.319, SLG: 0.393										4	1	3	2	0	0	0				
13 Salvador Perez, R (1, 2) OBP: 0.267, SLG: 0.465										3	0	1	0	1	2	4				
4 Alex Gordon, L (1, 7) OBP: 0.274, SLG: 0.230										4	0	0	0	0	0	2				
38 Jorge Bonifacio, R (1, 9) OBP: 0.326, SLG: 0.405										4	1	2	0	0	2	0				
37 Brandon Moss, L (1, 10) OBP: 0.253, SLG: 0.333										3	0	0	0	1	3	2				
2 Alcides Escobar, R (1, 6) OBP: 0.223, SLG: 0.263										4	0	1	1	0	1	2				
Inning Stats	R: 0 E: 0 K: 2 S: 15	H: 1 LOB: 2 BB: 1 P: 23	R: 0 E: 0 K: 1 S: 12	H: 0 LOB: 1 BB: 1 P: 22	R: 0 E: 0 K: 2 S: 17	H: 2 LOB: 2 BB: 0 P: 21	R: 0 E: 0 K: 2 S: 12	H: 1 LOB: 0 BB: 0 P: 22	R: 2 E: 0 K: 0 S: 8	H: 4 LOB: 1 BB: 0 P: 13	R: 1 E: 0 K: 2 S: 11	H: 2 LOB: 1 BB: 0 P: 16	R: 0 E: 0 K: 0 S: 9	H: 0 LOB: 1 BB: 1 P: 18	R: 0 E: 0 K: 2 S: 11	H: 0 LOB: 0 BB: 0 P: 16		1B: 7 2B: 2 3B: 0 HR: 1	SF: 0 SAC: 0 DP: 1 HBP: 0	WP: 0 PB: 0 SB: 0 CS: 0
PITCHER	IP WLS BF H R ER SO BB IBB HBP BLK WP HR S P ERA WHIP	IP WLS BF H R ER SO BB IBB HBP BLK WP HR S P ERA WHIP																		
31 Danny Salazar, R (1, 1) ERA: 4.28	4.2	L	23	8	2	2	7	2	0	0	0	0	0	0	0	0	7	10	13.50	1.500
48 Boone Logan, L (5, 1) ERA: 3.0	0.2		3	1	1	1	1	0	0	0	0	0	0	0	0	0	4	6	0.00	3.000
Nick Goody, R (6, 1) ERA:	0.1		2	1	0	0	1	0	0	0	0	0	0	0	0	0	11	21	0.00	0.750
27 Bryan Shaw, R (6, 1) ERA: 2.92	1.1		5	0	0	0	0	1	0	0	0	0	0	0	0	0	11	16	0.00	0.000
61 Dan Otero, R (8, 1) ERA: 3.18	1.0		3	0	0	0	2	0	0	0	0	0	0	0	0	0	11	16	0.00	0.000

AB 30
R 1
H 4
RBI 1
BB 2
SO 9
LOB 8

AB 33
R 3
H 10
RBI 3
BB 3
SO 11
LOB 14



Batter	1	2	3	4	5	6	7	8	9	AB	R	H	RBI	BB	SO	LOB	TOP					
41 Carlos Santana, S (1, 10) OBP: 0.314, SLG: 0.358											5	1	2	1	0	0	3	<p>Cleveland Indians @ Kansas City Royals Kauffman Stadium, Kansas City, MO Sat May 06 2017, 3:17 PM - 5:52 PM CDT Att: 23,743 - Sunny - 77 F</p> <p>livebaseballscores.com</p> <p>AB 35 R 3 H 9 RBI 3 BB 3 SO 11 LOB 21</p> 				
12 Francisco Lindor, S (1, 6) OBP: 0.354, SLG: 0.591										5	1	1	1	0	1	2						
23 Michael Brantley, L (1, 7) OBP: 0.349, SLG: 0.485										5	1	2	0	0	1	0						
10 Edwin Encarnación, R (1, 3) OBP: 0.344, SLG: 0.379										3	0	1	0	1	0	2						
11 José Ramírez, S (1, 5) OBP: 0.390, SLG: 0.557										4	0	1	0	0	3	3						
22 Jason Kipnis, L (1, 4) OBP: 0.229, SLG: 0.222										4	0	2	1	0	1	2						
6 Brandon Guyer, R (1, 9) 8 Lonnie Chisenhall, L (8, PH) OBP: 0.309, SLG: 0.490										2	0	0	0	0	2	2						
7 Yan Gomes, R (1, 2) OBP: 0.329, SLG: 0.317										2	0	0	0	2	0	2						
35 Abraham Almonte, S (1, 8) OBP: 0.349, SLG: 0.352										4	0	0	0	0	2	3						
Inning Stats	R: 0 E: 0 K: 0 S: 13	H: 0 LOB: 0 BB: 0 P: 16	R: 0 E: 0 K: 1 S: 8	H: 0 LOB: 2 BB: 1 P: 14	R: 0 E: 0 K: 2 S: 15	H: 2 LOB: 2 BB: 0 P: 25	R: 0 E: 0 K: 2 S: 10	H: 1 LOB: 0 BB: 0 P: 13	R: 0 E: 0 K: 0 S: 8	H: 0 LOB: 1 BB: 1 P: 13	R: 0 E: 0 K: 1 S: 5	H: 0 LOB: 0 BB: 0 P: 8	R: 0 E: 0 K: 1 S: 11	H: 1 LOB: 2 BB: 1 P: 19	R: 1 E: 0 K: 2 S: 17	H: 3 LOB: 2 BB: 0 P: 22	R: 2 E: 0 K: 2 S: 12		H: 2 LOB: 0 BB: 0 P: 17	1B: 7 2B: 0 3B: 0 HR: 2	SF: 0 SAC: 0 DP: 0 HBP: 1	WP: 0 PB: 0 CS: 0
PITCHER	IP WLS BF H R ER SO BB IBB HBP BLK WP HR S P ERA WHIP	6.0 H 4 0 0 0 6 2 0 1 0 0 0 61 92 0.00 1.000	7.1 1.0 H 4 0 0 0 1 1 0 0 0 0 0 9 16 0.00 1.000	8.1 1.0 B 6 3 1 1 2 0 0 0 0 0 0 17 22 0.00 3.000	9.1 1.0 L 5 2 2 2 2 0 0 0 0 0 2 12 17 18.00 2.000																	

Batter	1	2	3	4	5	6	7	8	9	AB	R	H	RBI	BB	SO	LOB	BOTTOM					
15 Whit Merrifield, R (1, 4) OBP: 0.271, SLG: 0.358										4	0	0	0	0	1	0	<p>Cleveland Indians @ Kansas City Royals Kauffman Stadium, Kansas City, MO Sat May 06 2017, 3:17 PM - 5:52 PM CDT Att: 23,743 - Sunny - 77 F</p> <p>livebaseballscores.com</p> <p>AB 31 R 1 H 4 RBI 1 BB 1 SO 5 LOB 10</p> 					
8 Mike Moustakas, L (1, 5) OBP: 0.294, SLG: 0.510										3	0	0	0	1	0	0						
6 Lorenzo Cain, R (1, 8) OBP: 0.392, SLG: 0.386										4	1	2	0	0	0	0						
35 Eric Hosmer, L (1, 3) OBP: 0.317, SLG: 0.387											4	0	1	1	0	1		2				
13 Salvador Perez, R (1, 2) 9 Drew Butera, R (9, 2) OBP: 0.269, SLG: 0.461 OBP: 0.150, SLG: 0.200										3	0	1	0	0	0	1						
4 Alex Gordon, L (1, 7) OBP: 0.297, SLG: 0.223										3	0	0	0	0	0	1						
12 Jorge Soler, R (1, 9) OBP: 0.217, SLG: 0.255										3	0	0	0	0	1	2						
37 Brandon Moss, L (1, 10) 38 Jorge Bonifacio, R (8, PH) OBP: 0.247, SLG: 0.324 OBP: 0.319, SLG: 0.395										2	0	0	0	0	1	0						
2 Alcides Escobar, R (1, 6) OBP: 0.217, SLG: 0.255										3	0	0	0	0	0	1						
Inning Stats	R: 0 E: 0 K: 0 S: 8	H: 0 LOB: 0 BB: 0 P: 10	R: 0 E: 0 K: 2 S: 9	H: 1 LOB: 1 BB: 0 P: 14	R: 0 E: 0 K: 0 S: 7	H: 0 LOB: 0 BB: 0 P: 7	R: 1 E: 0 K: 0 S: 9	H: 2 LOB: 0 BB: 0 P: 11	R: 0 E: 0 K: 1 S: 8	H: 0 LOB: 0 BB: 0 P: 10	R: 0 E: 0 K: 0 S: 8	H: 0 LOB: 0 BB: 0 P: 14	R: 0 E: 0 K: 0 S: 7	H: 0 LOB: 0 BB: 0 P: 10	R: 0 E: 1 K: 1 S: 12	H: 0 LOB: 1 BB: 0 P: 17		R: 0 E: 0 K: 1 S: 10	H: 1 LOB: 2 BB: 1 P: 20	1B: 3 2B: 1 3B: 0 HR: 0	SF: 0 SAC: 0 DP: 1 HBP: 0	WP: 0 PB: 0 CS: 0
PITCHER	IP WLS BF H R ER SO BB IBB HBP BLK WP HR S P ERA WHIP	7.0 W 4 0 0 0 3 3 0 1 0 0 0 12 17 0.00 0.429	8.1 1.0 W 4 0 0 0 1 0 0 0 0 0 0 12 17 0.00 0.000	9.1 1.0 S 5 1 0 0 1 1 0 0 0 0 0 10 20 0.00 2.000																		

Batter	1	2	3	4	5	6	7	8	9	AB	R	H	RBI	BB	SO	LOB	TOP										
41 Carlos Santana, S (1,3) OBP: 0.331, SLG: 0.398										4	1	2	0	0	1	0	Cleveland Indians @ Toronto Blue Jays Rogers Centre, Toronto, ON Mon May 08 2017, 7:09 PM - 10:03 PM EDT Att. 40,014 - Roof Closed - 68 F										
12 Francisco Lindor, S (1,6) OBP: 0.350, SLG: 0.514										4	0	2	1	0	0	1											
22 Jason Kipnis, L (1,4) OBP: 0.196, SLG: 0.189										4	0	0	0	0	0	3											
10 Edwin Encarnación, R (1,10) OBP: 0.361, SLG: 0.385										3	0	2	0	1	1	1											
11 José Ramírez, S (1,5) OBP: 0.374, SLG: 0.526										4	0	1	0	0	1	5											
8 Lonnie Chisenhall, L (1,8) OBP: 0.295, SLG: 0.456										4	0	1	0	0	1	2											
36 Yandy Díaz, R (1,7) OBP: 0.292, SLG: 0.241										3	0	0	0	1	1	2											
35 Abraham Almonte, S (1,9) OBP: 0.337, SLG: 0.329										4	0	0	0	0	0	2											
55 Roberto Pérez, R (1,2) OBP: 0.214, SLG: 0.184										2	1	0	0	1	0	2											
Inning Stats	R: 0 E: 0 K: 0 S: 10	H: 0 LOB: 0 BB: 0 P: 16	R: 0 E: 0 K: 0 S: 10	H: 2 LOB: 1 BB: 0 P: 12	R: 0 E: 0 K: 1 S: 8	H: 0 LOB: 0 BB: 0 P: 13	R: 0 E: 0 K: 0 S: 7	H: 2 LOB: 1 BB: 0 P: 12	R: 0 E: 0 K: 0 S: 14	H: 1 LOB: 1 BB: 1 P: 21	R: 0 E: 0 K: 0 S: 9	H: 1 LOB: 2 BB: 1 P: 20	R: 0 E: 0 K: 1 S: 9	H: 0 LOB: 0 BB: 0 P: 13	R: 2 E: 1 K: 2 S: 18	H: 2 LOB: 1 BB: 1 P: 30		R: 0 E: 0 K: 1 S: 6	H: 0 LOB: 0 BB: 0 P: 9	1B: 6 2B: 2 HR: 0	SF: 0 SAC: 0 HBP: 0	WP: 0 PB: 1 CS: 0	PA: 35				
PITCHER	IP	WLS	BF	H	R	ER	SO	BB	IBB	HBP	BLK	WP	HR	S	P	ERA	WHIP										
6 Marcus Stroman, R (1,1) ERA: 3.38	6.0	W	23	6	0	0	1	2	0	0	0	0	0	58	94	0.00	1.333										
24 Danny Barnes, R (7,1) ERA: 1.5	1.0		5	1	2	2	1	1	0	0	0	0	0	12	23	18.00	2.000										
3B Joe Smith, R (8,1) ERA: 2.25	1.0	H	4	1	0	0	2	0	0	0	0	0	0	15	20	0.00	1.000										
54 Roberto Osuna, R (9,1) ERA: 3.75	1.0	S	3	0	0	0	1	0	0	0	0	0	0	6	9	0.00	0.000										

Batter	1	2	3	4	5	6	7	8	9	AB	R	H	RBI	BB	SO	LOB	BOTTOM										
11 Kevin Pillar, R (1,8) OBP: 0.355, SLG: 0.489										3	1	0	0	1	2	2	Cleveland Indians @ Toronto Blue Jays Rogers Centre, Toronto, ON Mon May 08 2017, 7:09 PM - 10:03 PM EDT Att. 40,014 - Roof Closed - 68 F										
19 José Bautista, R (1,9) OBP: 0.296, SLG: 0.254										3	0	0	0	1	1	1											
8 Kendrys Morales, S (1,10) OBP: 0.299, SLG: 0.440										3	1	1	0	1	1	1											
14 Justin Smoak, S (1,3) OBP: 0.294, SLG: 0.466										3	0	1	2	1	1	2											
28 Steve Pearce, R (1,7) OBP: 0.253, SLG: 0.343										3	0	0	0	0	1	0											
3 Ezequiel Carrera, L (7,7) OBP: 0.316, SLG: 0.419										1	0	0	0	0	1	1											
29 Devon Travis, R (1,4) OBP: 0.204, SLG: 0.245										3	1	1	0	0	2	0											
18 Darwin Barney, R (1,5) OBP: 0.328, SLG: 0.377										3	0	1	0	0	1	1											
17 Ryan Goins, L (1,6) OBP: 0.274, SLG: 0.385										2	1	1	2	1	0	1											
22 Luke Maile, R (1,2) OBP: 0.200, SLG: 0.077										3	0	1	0	0	0	1											
Inning Stats	R: 0 E: 0 K: 1 S: 13	H: 0 LOB: 1 BB: 1 P: 22	R: 2 E: 0 K: 1 S: 13	H: 2 LOB: 0 BB: 0 P: 21	R: 2 E: 0 K: 0 S: 13	H: 2 LOB: 0 BB: 1 P: 25	R: 0 E: 0 K: 2 S: 16	H: 2 LOB: 2 BB: 0 P: 22	R: 0 E: 0 K: 0 S: 12	H: 0 LOB: 0 BB: 1 P: 18	R: 0 E: 0 K: 2 S: 10	H: 0 LOB: 0 BB: 0 P: 17	R: 0 E: 0 K: 1 S: 7	H: 0 LOB: 0 BB: 1 P: 12	R: 0 E: 0 K: 3 S: 13	H: 0 LOB: 1 BB: 1 P: 22	R: 0 E: 0 K: 1 S: 6	H: 0 LOB: 0 BB: 0 P: 9	1B: 3 2B: 2 3B: 0 HR: 1	SF: 0 SAC: 0 DP: 2 HBP: 0	WP: 1 PB: 0 SB: 0 CS: 0	PA: 32					
PITCHER	IP	WLS	BF	H	R	ER	SO	BB	IBB	HBP	BLK	WP	HR	S	P	ERA	WHIP										
47 Trevor Bauer, R (1,1) ERA: 7.36	6.0	L	25	6	4	4	6	3	0	0	0	1	0	77	125	6.00	1.500										
34 Zach McAllister, R (7,1) ERA: 1.42	2.0		7	0	0	0	4	2	0	0	0	1	0	20	34	0.00	1.000										

AB	32
R	2
H	8
RBI	1
BB	3
SO	5
LOB	18

AB	27
R	4
H	6
RBI	4
BB	5
SO	10
LOB	10



Batter	1	2	3	4	5	6	7	8	9	AB	R	H	RBI	BB	SO	LOB	TOP				
41 Carlos Santana, S OBP: 0.327, SLG: 0.386	L5		K		L6		G6-3			4	0	0	0	1	1	1					
12 Francisco Lindor, S OBP: 0.345, SLG: 0.567	K		G4-3		L8		BB		F8	5	0	1	1	0	1	1					
22 Jason Kipnis, L OBP: 0.180, SLG: 0.172	K2-3		G6-3		G4-3		P5		K	5	0	0	0	0	2	2					
10 Edwin Encarnación, R OBP: 0.362, SLG: 0.375		BB			F7		K		K	3	1	0	0	2	2	2					
11 José Ramírez, S OBP: 0.378, SLG: 0.521		BB			G3		BB		BB	3	1	1	0	1	1	1					
8 Lonnie Chisenhall, L OBP: 0.323, SLG: 0.500 1 Michael Martínez, S OBP: 0.400, SLG: 0.315		BB							BB	3	0	2	1	1	0	1					
36 Yandy Díaz, R OBP: 0.226, SLG: 0.265		2B							G6-4-3	0	0	0	0	0	0	0					
6 Brandon Guyer, R OBP: 0.226, SLG: 0.265		FC6-5-4-5			G6-3		F9		HR	3	0	0	1	0	0	4					
35 Abraham Almonte, S OBP: 0.333, SLG: 0.325		P6			G6-3		K		HR	4	1	1	0	0	1	1					
7 Yan Gomes, R OBP: 0.346, SLG: 0.388		P4					BB		HR	3	2	2	3	1	0	1					
Inning Stats	R: 0 H: 0 E: 0 K: 2 S: 15	H: 0 LOB: 0 BB: 0 P: 16	R: 2 H: 1 E: 0 K: 0 S: 13	H: 1 LOB: 1 BB: 2 P: 27	R: 0 H: 0 E: 0 K: 1 S: 8	H: 0 LOB: 0 BB: 0 P: 11	R: 0 H: 0 E: 0 K: 0 S: 4	H: 0 LOB: 1 BB: 1 P: 9	R: 0 H: 1 E: 0 K: 1 S: 12	H: 1 LOB: 2 BB: 0 P: 22	R: 1 H: 1 E: 0 K: 2 S: 11	H: 1 LOB: 2 BB: 2 P: 22	R: 3 H: 3 E: 0 K: 0 S: 14	H: 3 LOB: 0 BB: 0 P: 17	R: 0 H: 0 E: 0 K: 2 S: 9	H: 0 LOB: 0 BB: 0 P: 13	1B: 3 2B: 3 HR: 1	SF: 0 SAC: 0 DP: 1 HBP: 1	WP: 0 PB: 0 SB: 0 CS: 0	PA: 40	
PITCHER	IP WLS BF H R ER SO BB IBB HBP BLK WP HR S P ERA WHIP	IP WLS BF H R ER SO BB IBB HBP BLK WP HR S P ERA WHIP	IP WLS BF H R ER SO BB IBB HBP BLK WP HR S P ERA WHIP	IP WLS BF H R ER SO BB IBB HBP BLK WP HR S P ERA WHIP	IP WLS BF H R ER SO BB IBB HBP BLK WP HR S P ERA WHIP	IP WLS BF H R ER SO BB IBB HBP BLK WP HR S P ERA WHIP	IP WLS BF H R ER SO BB IBB HBP BLK WP HR S P ERA WHIP	IP WLS BF H R ER SO BB IBB HBP BLK WP HR S P ERA WHIP	IP WLS BF H R ER SO BB IBB HBP BLK WP HR S P ERA WHIP	IP WLS BF H R ER SO BB IBB HBP BLK WP HR S P ERA WHIP	IP WLS BF H R ER SO BB IBB HBP BLK WP HR S P ERA WHIP	IP WLS BF H R ER SO BB IBB HBP BLK WP HR S P ERA WHIP	IP WLS BF H R ER SO BB IBB HBP BLK WP HR S P ERA WHIP	IP WLS BF H R ER SO BB IBB HBP BLK WP HR S P ERA WHIP	IP WLS BF H R ER SO BB IBB HBP BLK WP HR S P ERA WHIP	IP WLS BF H R ER SO BB IBB HBP BLK WP HR S P ERA WHIP	IP WLS BF H R ER SO BB IBB HBP BLK WP HR S P ERA WHIP	IP WLS BF H R ER SO BB IBB HBP BLK WP HR S P ERA WHIP	IP WLS BF H R ER SO BB IBB HBP BLK WP HR S P ERA WHIP	IP WLS BF H R ER SO BB IBB HBP BLK WP HR S P ERA WHIP	IP WLS BF H R ER SO BB IBB HBP BLK WP HR S P ERA WHIP

Cleveland Indians @ Toronto Blue Jays
Rogers Centre, Toronto, ON
Tue May 09 2017, 7:08 PM - 9:54 PM EDT
Att: 32,688 - Roof Closed - 68 F

AB 33
R 6
H 7
RBI 6
BB 6
SO 8
LOB 14



Batter	1	2	3	4	5	6	7	8	9	AB	R	H	RBI	BB	SO	LOB	BOTTOM					
11 Kevin Pillar, R OBP: 0.352, SLG: 0.481	F9		G1-3				F8			4	0	1	0	0	0	1						
3 Ezequiel Carrera, L OBP: 0.313, SLG: 0.410			BB		K		G3		G1-6-3	4	0	1	0	0	1	1						
19 José Bautista, R OBP: 0.297, SLG: 0.256		G5-4-3			K		BB		BB	3	0	1	0	0	1	1						
8 Kendrys Morales, S OBP: 0.294, SLG: 0.433 28 Steve Pearce, R OBP: 0.250, SLG: 0.338		G4-3			G6-3		F9			2	0	0	0	0	0	0						
14 Justin Smoak, S OBP: 0.286, SLG: 0.453		K			G5-3		K			3	0	0	0	0	2	1						
17 Ryan Goins, L OBP: 0.263, SLG: 0.368		K			F7		G5-3			3	0	0	0	0	1	0						
18 Darwin Barney, R OBP: 0.328, SLG: 0.375					G4-3		F8			3	0	1	0	0	0	0						
7 Chris Coghlan, L OBP: 0.271, SLG: 0.302					K		F8		G5-3	3	0	0	0	0	1	1						
43 Mike Ohlman, R OBP: 0.271, SLG: 0.302					K		G6-3		P3	3	0	0	0	0	1	1						
Inning Stats	R: 0 H: 1 E: 0 K: 0 S: 6	H: 0 LOB: 0 BB: 0 P: 10	R: 0 H: 0 E: 0 K: 2 S: 9	H: 0 LOB: 0 BB: 0 P: 13	R: 0 H: 1 E: 0 K: 2 S: 14	H: 1 LOB: 1 BB: 0 P: 17	R: 0 H: 0 E: 0 K: 0 S: 8	H: 0 LOB: 0 BB: 0 P: 12	R: 0 H: 0 E: 0 K: 0 S: 10	H: 0 LOB: 0 BB: 0 P: 17	R: 0 H: 0 E: 0 K: 0 S: 6	H: 0 LOB: 0 BB: 0 P: 11	R: 0 H: 1 E: 0 K: 1 S: 11	H: 1 LOB: 1 BB: 0 P: 17	R: 0 H: 0 E: 0 K: 0 S: 8	H: 0 LOB: 0 BB: 0 P: 8	R: 0 H: 1 E: 0 K: 0 S: 9	H: 1 LOB: 0 BB: 0 P: 15	1B: 4 2B: 0 3B: 0 HR: 0	SF: 0 SAC: 0 DP: 2 HBP: 0	WP: 0 PB: 0 SB: 1 CS: 0	PA: 29
PITCHER	IP WLS BF H R ER SO BB IBB HBP BLK WP HR S P ERA WHIP	IP WLS BF H R ER SO BB IBB HBP BLK WP HR S P ERA WHIP	IP WLS BF H R ER SO BB IBB HBP BLK WP HR S P ERA WHIP	IP WLS BF H R ER SO BB IBB HBP BLK WP HR S P ERA WHIP	IP WLS BF H R ER SO BB IBB HBP BLK WP HR S P ERA WHIP	IP WLS BF H R ER SO BB IBB HBP BLK WP HR S P ERA WHIP	IP WLS BF H R ER SO BB IBB HBP BLK WP HR S P ERA WHIP	IP WLS BF H R ER SO BB IBB HBP BLK WP HR S P ERA WHIP	IP WLS BF H R ER SO BB IBB HBP BLK WP HR S P ERA WHIP	IP WLS BF H R ER SO BB IBB HBP BLK WP HR S P ERA WHIP	IP WLS BF H R ER SO BB IBB HBP BLK WP HR S P ERA WHIP	IP WLS BF H R ER SO BB IBB HBP BLK WP HR S P ERA WHIP	IP WLS BF H R ER SO BB IBB HBP BLK WP HR S P ERA WHIP	IP WLS BF H R ER SO BB IBB HBP BLK WP HR S P ERA WHIP	IP WLS BF H R ER SO BB IBB HBP BLK WP HR S P ERA WHIP	IP WLS BF H R ER SO BB IBB HBP BLK WP HR S P ERA WHIP	IP WLS BF H R ER SO BB IBB HBP BLK WP HR S P ERA WHIP	IP WLS BF H R ER SO BB IBB HBP BLK WP HR S P ERA WHIP	IP WLS BF H R ER SO BB IBB HBP BLK WP HR S P ERA WHIP	IP WLS BF H R ER SO BB IBB HBP BLK WP HR S P ERA WHIP	IP WLS BF H R ER SO BB IBB HBP BLK WP HR S P ERA WHIP	

Cleveland Indians @ Toronto Blue Jays
Rogers Centre, Toronto, ON
Tue May 09 2017, 7:08 PM - 9:54 PM EDT
Att: 32,688 - Roof Closed - 68 F

AB 29
R 0
H 4
RBI 0
BB 0
SO 7
LOB 7



Batter	1	2	3	4	5	6	7	8	9	AB	R	H	RBI	BB	SO	LOB	TOP										
2 Brian Dozier, R OBP: 0.326, SLG: 0.407	L9		K			G1-6-3 1B		G4-3		4	0	1	0	0	1	0	Minnesota Twins @ Cleveland Indians Progressive Field, Cleveland, OH Fri May 12 2017, 7:11 PM - 9:40 PM EDT Att: 24,452 - Cloudy - 54 F										
7 Joe Mauer, L OBP: 0.395, SLG: 0.349	K				19 1B	G1-6-3 1-2		K		4	0	1	0	0	2	1											
22 Miguel Sanó, R OBP: 0.443, SLG: 0.686	HR				F8				K	3	1	1	1	1	1	1											
26 Max Kepler, L OBP: 0.331, SLG: 0.373	F7				L9				L3	4	0	0	0	0	0	2											
19 Kennys Vargas, S OBP: 0.304, SLG: 0.581	K								K2-3	4	0	1	0	0	3	0											
20 Eddie Rosario, L OBP: 0.294, SLG: 0.404	G4-3									3	0	0	0	0	1	2											
11 Jorge Polanco, S OBP: 0.311, SLG: 0.355	G3-1									3	0	1	0	0	0	0											
21 Jason Castro, L OBP: 0.309, SLG: 0.346										3	0	1	0	0	0	1											
25 Byron Buxton, R OBP: 0.255, SLG: 0.261										3	0	0	0	0	1	1											
Inning Stats	R: 1 H: 1 E: 0 K: 1 S: 9	H: 1 LOB: 0 BB: 0 P: 12	R: 0 H: 0 E: 0 K: 1 S: 9	H: 0 LOB: 0 BB: 0 P: 15	R: 0 H: 0 E: 0 K: 2 S: 9	H: 0 LOB: 0 BB: 0 P: 14	R: 0 H: 2 E: 0 K: 1 S: 11	H: 1 LOB: 2 BB: 0 P: 16	R: 0 H: 1 E: 0 K: 0 S: 8	H: 1 LOB: 1 BB: 0 P: 17	R: 0 H: 1 E: 0 K: 1 S: 9	H: 0 LOB: 0 BB: 0 P: 12	R: 0 H: 0 E: 0 K: 2 S: 10	H: 0 LOB: 0 BB: 0 P: 13	1B: 4 2B: 2 3B: 0 HR: 1	SF: 0 SAC: 0 DP: 2 HBP: 0	WP: 0 PB: 0 SB: 0 CS: 0	PA: 32									
PITCHER	IP	WLS	BF	H	R	ER	SO	BB	IBB	HBP	BLK	WP	HR	S	P	ERA	WHIP										
43 Josh Tomlin, R ERA: 5.87	8.0	L	29	6	1	1	7	1	0	0	0	0	1	69	105	1.12	0.875										
Nick Goody, R ERA:	0.1		1	0	0	0	1	0	0	0	0	0	0	3	4	0.00	0.000										
48 Boone Logan, L ERA: 2.57	0.2		2	0	0	0	1	0	0	0	0	0	0	7	9	0.00	0.000										

Batter	1	2	3	4	5	6	7	8	9	AB	R	H	RBI	BB	SO	LOB	BOTTOM										
41 Carlos Santana, R OBP: 0.333, SLG: 0.372	G3-1									2	0	0	0	2	0	0	Minnesota Twins @ Cleveland Indians Progressive Field, Cleveland, OH Fri May 12 2017, 7:11 PM - 9:40 PM EDT Att: 24,452 - Cloudy - 54 F										
12 Francisco Lindor, S OBP: 0.338, SLG: 0.544	K									4	0	0	0	0	2	4											
23 Michael Brantley, L OBP: 0.397, SLG: 0.480	1B									3	0	2	0	1	0	2											
10 Edwin Encarnación, R OBP: 0.367, SLG: 0.364	G2-3									3	0	0	0	1	0	5											
22 Jason Kipnis, L OBP: 0.186, SLG: 0.194	G3									4	0	0	0	0	1	2											
11 José Ramírez, S OBP: 0.394, SLG: 0.496	P4									4	0	0	0	0	0	1											
8 Lonnie Chisenhall, L OBP: 0.300, SLG: 0.462	G4-3									4	0	0	0	0	0	1											
7 Yan Gomes, R OBP: 0.357, SLG: 0.403										3	0	1	0	1	0	0											
6 Brandon Guyer, R OBP: 0.237, SLG: 0.291	G5-3									2	0	0	0	0	1	1											
Inning Stats	R: 0 H: 1 E: 0 K: 1 S: 7	H: 0 LOB: 0 BB: 0 P: 12	R: 0 H: 0 E: 0 K: 0 S: 7	H: 0 LOB: 0 BB: 0 P: 11	R: 0 H: 0 E: 0 K: 0 S: 4	H: 0 LOB: 2 BB: 2 P: 13	R: 0 H: 0 E: 0 K: 0 S: 10	H: 0 LOB: 1 BB: 1 P: 17	R: 0 H: 1 E: 0 K: 1 S: 12	H: 0 LOB: 3 BB: 2 P: 23	R: 0 H: 0 E: 0 K: 1 S: 8	H: 0 LOB: 0 BB: 0 P: 13	R: 0 H: 0 E: 0 K: 1 S: 8	H: 0 LOB: 0 BB: 0 P: 10	R: 0 H: 1 E: 0 K: 0 S: 9	H: 0 LOB: 1 BB: 0 P: 15	R: 0 H: 0 E: 0 K: 0 S: 8	H: 0 LOB: 0 BB: 0 P: 10	1B: 3 2B: 0 3B: 0 HR: 0	SF: 0 SAC: 1 DP: 0 HBP: 0	WP: 0 PB: 0 SB: 0 CS: 0	PA: 35					
PITCHER	IP	WLS	BF	H	R	ER	SO	BB	IBB	HBP	BLK	WP	HR	S	P	ERA	WHIP										
54 Ervin Santana, R ERA: 1.8	7.0	W	28	2	0	0	4	5	0	0	0	0	0	56	99	0.00	1.000										
55 Taylor Rogers, L ERA: 3.86	0.1	H	2	1	0	0	0	0	0	0	0	0	0	4	8	0.00	3.000										
9 Matt Belisle, R ERA: 9.36	0.2	H	2	0	0	0	0	0	0	0	0	0	0	5	7	0.00	0.000										
27 Brandon Kintzler, R ERA: 2.25	1.0	S	3	0	0	0	0	0	0	0	0	0	0	8	10	0.00	0.000										

AB	31
R	1
H	6
RBI	1
BB	1
SO	9
LOB	8

AB	29
R	0
H	3
RBI	0
BB	5
SO	4
LOB	16



Batter	1	2	3	4	5	6	7	8	9	AB	R	H	RBI	BB	SO	LOB	TOP								
2 Brian Dozier, R OBP: 0.338, SLG: 0.409										2	0	1	0	2	0	0	Minnesota Twins @ Cleveland Indians Progressive Field, Cleveland, OH Sat May 13 2017, 4:12 PM - 7:08 PM EDT Att: 28,379 - Sunny - 61°F								
36 Robbie Grossman, S (1, 7) 20 Eddie Rosario, L (9, 7)										3	1	0	0	1	1	0									
22 Miguel Sanó, R (1, 5)										2	1	0	0	2	2	1									
7 Joe Mauer, L (1, 3)										4	1	2	0	0	0	1									
19 Kennys Vargas, S (1, 10)										4	0	0	1	0	2	2									
26 Max Kepler, L (1, 9)										3	1	1	1	1	1	1									
11 Jorge Polanco, S (1, 6)										4	0	1	1	0	0	1									
21 Jason Castro, L (1, 2)										4	0	0	0	0	2	1									
25 Byron Buxton, R (1, 8)										3	0	0	0	0	1	0									
Inning Stats	R: 0 H: 0 E: 0 K: 1 S: 8	H: 0 LOB: 1 BB: 1 P: 13	R: 0 H: 0 E: 0 K: 1 S: 9	H: 0 LOB: 0 BB: 1 P: 16	R: 0 H: 0 E: 0 K: 1 S: 9	H: 0 LOB: 0 BB: 1 P: 17	R: 3 H: 2 E: 1 K: 2 S: 18	H: 2 LOB: 1 BB: 2 P: 32	R: 0 H: 1 E: 0 K: 0 S: 11	H: 1 LOB: 1 BB: 0 P: 18	R: 1 H: 1 E: 0 K: 0 S: 11	H: 1 LOB: 0 BB: 0 P: 15	R: 0 H: 0 E: 0 K: 1 S: 11	H: 0 LOB: 0 BB: 1 P: 19	R: 0 H: 1 E: 0 K: 2 S: 11	H: 1 LOB: 1 BB: 0 P: 18	R: 0 H: 0 E: 0 K: 0 S: 6	H: 0 LOB: 0 BB: 0 P: 7	1B: 4 2B: 0 3B: 0 HR: 1	SF: 0 SAC: 0 DP: 0 HBP: 0	WP: 2 PB: 0 SB: 0 CS: 2	PA: 38			
PITCHER	IP WLS BF H R ER SO BB IBB HBP BLK WP HR S P ERA WHIP	IP WLS BF H R ER SO BB IBB HBP BLK WP HR S P ERA WHIP	IP WLS BF H R ER SO BB IBB HBP BLK WP HR S P ERA WHIP	IP WLS BF H R ER SO BB IBB HBP BLK WP HR S P ERA WHIP	IP WLS BF H R ER SO BB IBB HBP BLK WP HR S P ERA WHIP	IP WLS BF H R ER SO BB IBB HBP BLK WP HR S P ERA WHIP	IP WLS BF H R ER SO BB IBB HBP BLK WP HR S P ERA WHIP	IP WLS BF H R ER SO BB IBB HBP BLK WP HR S P ERA WHIP	IP WLS BF H R ER SO BB IBB HBP BLK WP HR S P ERA WHIP	IP WLS BF H R ER SO BB IBB HBP BLK WP HR S P ERA WHIP	IP WLS BF H R ER SO BB IBB HBP BLK WP HR S P ERA WHIP	IP WLS BF H R ER SO BB IBB HBP BLK WP HR S P ERA WHIP	IP WLS BF H R ER SO BB IBB HBP BLK WP HR S P ERA WHIP	IP WLS BF H R ER SO BB IBB HBP BLK WP HR S P ERA WHIP	IP WLS BF H R ER SO BB IBB HBP BLK WP HR S P ERA WHIP	IP WLS BF H R ER SO BB IBB HBP BLK WP HR S P ERA WHIP	IP WLS BF H R ER SO BB IBB HBP BLK WP HR S P ERA WHIP	IP WLS BF H R ER SO BB IBB HBP BLK WP HR S P ERA WHIP	IP WLS BF H R ER SO BB IBB HBP BLK WP HR S P ERA WHIP	IP WLS BF H R ER SO BB IBB HBP BLK WP HR S P ERA WHIP	IP WLS BF H R ER SO BB IBB HBP BLK WP HR S P ERA WHIP	IP WLS BF H R ER SO BB IBB HBP BLK WP HR S P ERA WHIP	IP WLS BF H R ER SO BB IBB HBP BLK WP HR S P ERA WHIP	IP WLS BF H R ER SO BB IBB HBP BLK WP HR S P ERA WHIP	IP WLS BF H R ER SO BB IBB HBP BLK WP HR S P ERA WHIP

AB 29
R 4
H 5
RBI 3
BB 6
SO 9
LOB 8



Batter	1	2	3	4	5	6	7	8	9	AB	R	H	RBI	BB	SO	LOB	BOTTOM								
41 Carlos Santana, S (1, 3)										4	1	1	0	0	1	1	Minnesota Twins @ Cleveland Indians Progressive Field, Cleveland, OH Sat May 13 2017, 4:12 PM - 7:08 PM EDT Att: 28,379 - Sunny - 61°F								
12 Francisco Lindor, S (1, 6)										3	0	0	0	1	0	0									
23 Michael Brantley, L (1, 7)										4	0	2	0	0	1	1									
10 Edwin Encarnación, R (1, 10)										4	0	0	0	0	1	2									
22 Jason Kipnis, L (1, 4)										4	0	0	0	0	0	1									
11 José Ramírez, S (1, 5)										3	0	0	0	0	0	0									
8 Lonnie Chisenhall, L (1, 8)										2	0	0	0	0	0	0									
7 Yan Gomes, R (1, 2)										3	0	0	0	0	1	1									
35 Abraham Almonte, S (1, 9)										3	0	0	0	0	1	1									
Inning Stats	R: 0 H: 1 E: 0 K: 1 S: 12	H: 0 LOB: 0 BB: 0 P: 17	R: 0 H: 0 E: 0 K: 0 S: 9	H: 0 LOB: 0 BB: 0 P: 15	R: 1 H: 1 E: 0 K: 2 S: 12	H: 1 LOB: 1 BB: 1 P: 20	R: 0 H: 0 E: 0 K: 0 S: 7	H: 0 LOB: 0 BB: 0 P: 12	R: 0 H: 0 E: 0 K: 0 S: 9	H: 0 LOB: 0 BB: 0 P: 12	R: 0 H: 0 E: 0 K: 0 S: 7	H: 0 LOB: 0 BB: 0 P: 8	R: 0 H: 0 E: 0 K: 0 S: 7	H: 0 LOB: 0 BB: 0 P: 9	R: 0 H: 0 E: 0 K: 1 S: 9	H: 0 LOB: 1 BB: 0 P: 12	R: 0 H: 1 E: 0 K: 1 S: 13	H: 1 LOB: 0 BB: 0 P: 20	1B: 2 2B: 0 3B: 1 HR: 0	SF: 0 SAC: 0 DP: 0 HBP: 1	WP: 1 PB: 0 SB: 0 CS: 0	PA: 32			
PITCHER	IP WLS BF H R ER SO BB IBB HBP BLK WP HR S P ERA WHIP	IP WLS BF H R ER SO BB IBB HBP BLK WP HR S P ERA WHIP	IP WLS BF H R ER SO BB IBB HBP BLK WP HR S P ERA WHIP	IP WLS BF H R ER SO BB IBB HBP BLK WP HR S P ERA WHIP	IP WLS BF H R ER SO BB IBB HBP BLK WP HR S P ERA WHIP	IP WLS BF H R ER SO BB IBB HBP BLK WP HR S P ERA WHIP	IP WLS BF H R ER SO BB IBB HBP BLK WP HR S P ERA WHIP	IP WLS BF H R ER SO BB IBB HBP BLK WP HR S P ERA WHIP	IP WLS BF H R ER SO BB IBB HBP BLK WP HR S P ERA WHIP	IP WLS BF H R ER SO BB IBB HBP BLK WP HR S P ERA WHIP	IP WLS BF H R ER SO BB IBB HBP BLK WP HR S P ERA WHIP	IP WLS BF H R ER SO BB IBB HBP BLK WP HR S P ERA WHIP	IP WLS BF H R ER SO BB IBB HBP BLK WP HR S P ERA WHIP	IP WLS BF H R ER SO BB IBB HBP BLK WP HR S P ERA WHIP	IP WLS BF H R ER SO BB IBB HBP BLK WP HR S P ERA WHIP	IP WLS BF H R ER SO BB IBB HBP BLK WP HR S P ERA WHIP	IP WLS BF H R ER SO BB IBB HBP BLK WP HR S P ERA WHIP	IP WLS BF H R ER SO BB IBB HBP BLK WP HR S P ERA WHIP	IP WLS BF H R ER SO BB IBB HBP BLK WP HR S P ERA WHIP	IP WLS BF H R ER SO BB IBB HBP BLK WP HR S P ERA WHIP	IP WLS BF H R ER SO BB IBB HBP BLK WP HR S P ERA WHIP	IP WLS BF H R ER SO BB IBB HBP BLK WP HR S P ERA WHIP	IP WLS BF H R ER SO BB IBB HBP BLK WP HR S P ERA WHIP	IP WLS BF H R ER SO BB IBB HBP BLK WP HR S P ERA WHIP	IP WLS BF H R ER SO BB IBB HBP BLK WP HR S P ERA WHIP

AB 30
R 1
H 3
RBI 0
BB 1
SO 5
LOB 7



Batter	1	2	3	4	5	6	7	8	9	AB R H RBI BB SO LOB	TOP											
10 Corey Dickerson, L (1.10) OBP: 0.382, SLG: 0.595										5 2 2 2 0 2 1	Tampa Bay Rays @ Cleveland Indians Progressive Field, Cleveland, OH Tue May 16 2017, 6:13 PM - 9:22 PM EDT Att: 18,238 - Clear - 79 F											
39 Kevin Kiermaier, L (1.8) OBP: 0.324, SLG: 0.336										4 0 0 0 1 1 0												
3 Evan Longoria, R (1.5) OBP: 0.307, SLG: 0.403										5 0 0 0 0 3 1												
7 Logan Morrison, L (1.3) OBP: 0.327, SLG: 0.511										4 0 1 0 0 2 0												
20 Steven Souza Jr., R (1.9) OBP: 0.357, SLG: 0.437										4 1 1 0 0 3 1												
28 Colby Rasmus, L (1.7) OBP: 0.372, SLG: 0.676										3 1 2 1 1 0 1												
1 Tim Beckham, R (1.6) OBP: 0.303, SLG: 0.462										4 1 2 2 0 1 2												
29 Daniel Robertson, R (1.4) OBP: 0.332, SLG: 0.339										3 0 1 0 1 2 2												
33 Derek Norris, R (1.2) OBP: 0.298, SLG: 0.352										4 1 1 1 0 2 4												
Inning Stats	R: 0 H: 0 E: 0 K: 2 S: 15	H: 0 LOB: 0 BB: 0 P: 21	R: 1 H: 2 E: 0 K: 3 S: 11	H: 1 LOB: 1 BB: 0 P: 13	R: 2 H: 2 E: 0 K: 0 S: 11	H: 2 LOB: 0 BB: 0 P: 14	R: 0 H: 0 E: 0 K: 2 S: 13	H: 0 LOB: 2 BB: 2 P: 24	R: 1 H: 1 E: 0 K: 2 S: 10	H: 3 LOB: 0 BB: 0 P: 15		R: 2 H: 3 E: 0 K: 0 S: 19	H: 1 LOB: 1 BB: 1 P: 27	R: 0 H: 1 E: 0 K: 1 S: 9	H: 1 LOB: 1 BB: 0 P: 16	R: 0 H: 1 E: 0 K: 3 S: 12	H: 1 LOB: 1 BB: 0 P: 13	R: 0 H: 0 E: 0 K: 3 S: 12	H: 0 LOB: 0 BB: 0 P: 16	1B: 4 2B: 1 3B: 0 HR: 5	SF: 0 SAC: 0 DP: 1 HBP: 0	WP: 1 PB: 0 SB: 0 CS: 0
PITCHER	IP WLS BF H R ER SO BB IBB HBP BLK WP HR S P ERA WHIP											IP WLS BF H R ER SO BB IBB HBP BLK WP HR S P ERA WHIP										
31 Danny Salazar, R (1.1) ERA: 5.66	5.0 L 23 6 5 5 9 2 0 0 0 0 1 4 62 90 9.00 1.600																					
51 Shawn Armstrong, R (6.1) ERA: 5.0	1.0 5 2 1 1 0 0 0 0 0 0 0 1 17 24 9.00 2.000																					
34 Zach McAllister, R (7.1) ERA: 1.08	2.0 8 2 0 0 4 1 0 0 0 0 0 0 21 29 0.00 1.500																					
48 Boone Logan, L (9.1) ERA: 2.16	0.2 2 0 0 0 2 0 0 0 0 0 0 0 9 13 0.00 0.000																					
52 Mike Clevinger, R (9.1) ERA: 2.61	0.1 1 0 0 0 1 0 0 0 0 0 0 0 3 3 0.00 0.000																					

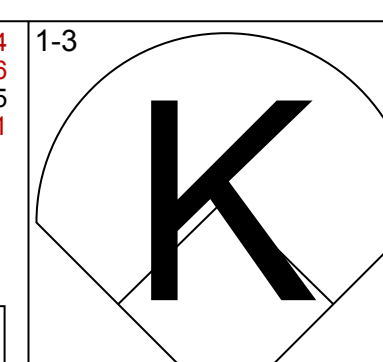
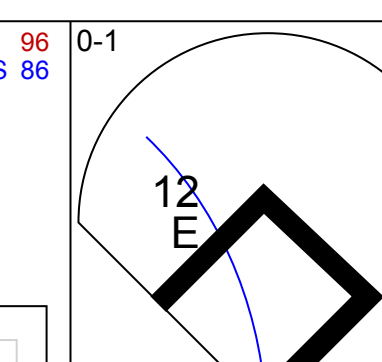
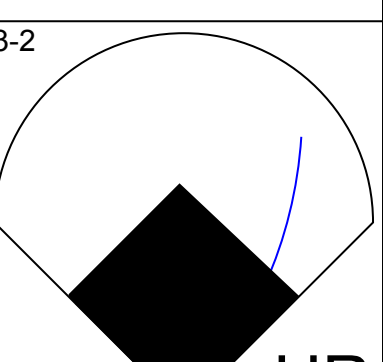
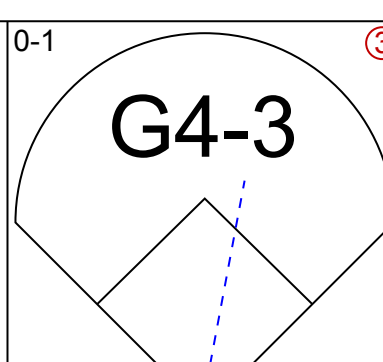
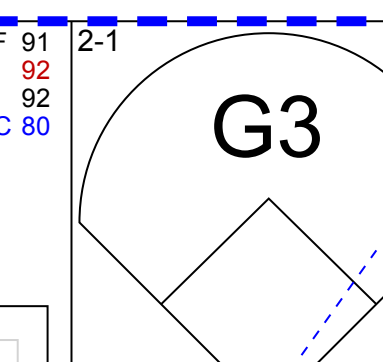
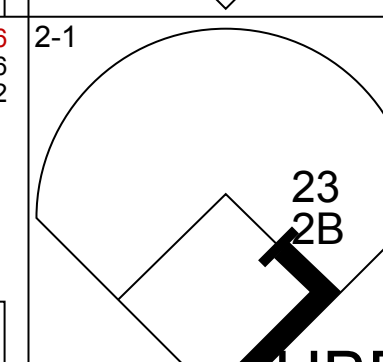
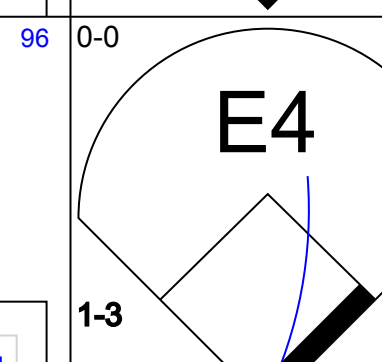
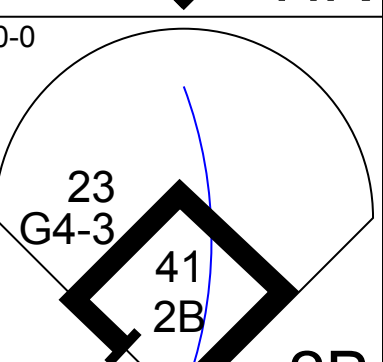
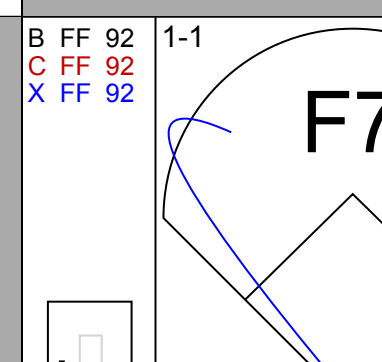
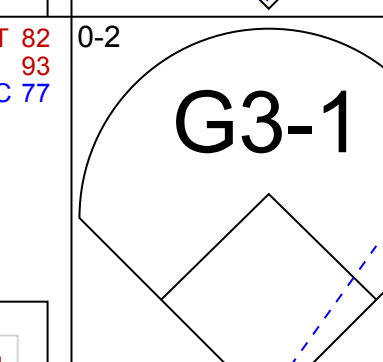
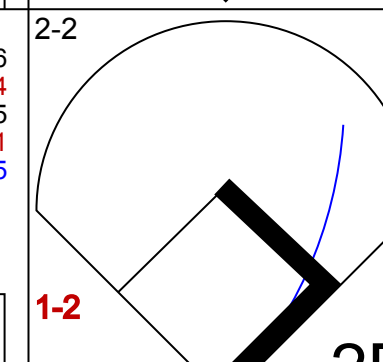
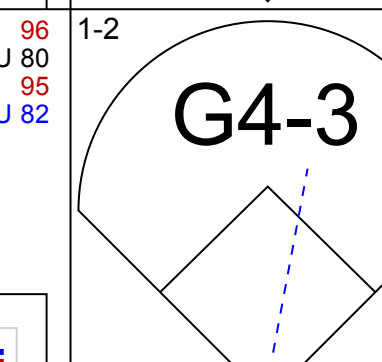
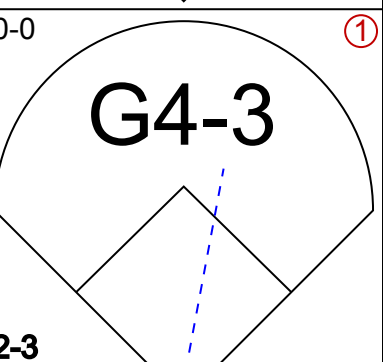
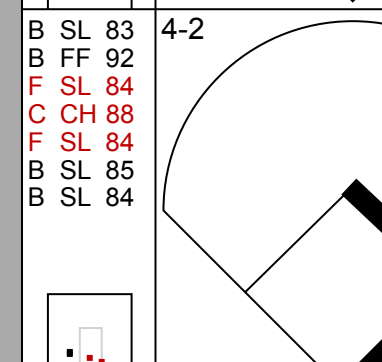
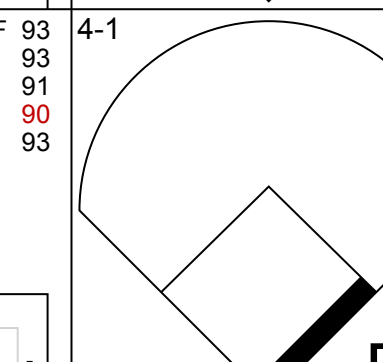
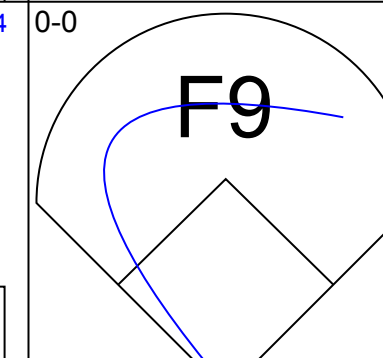
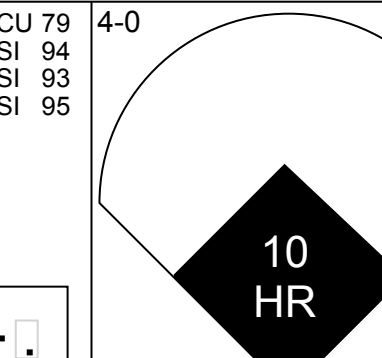
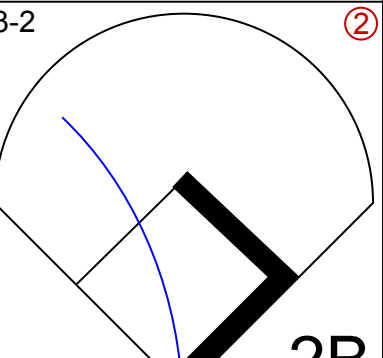
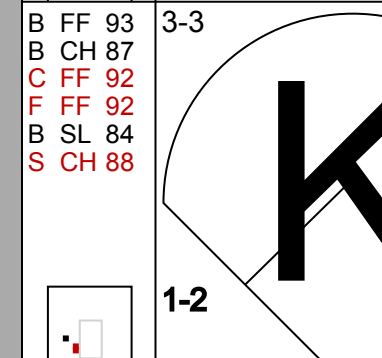
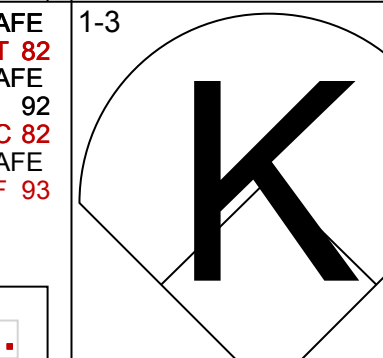
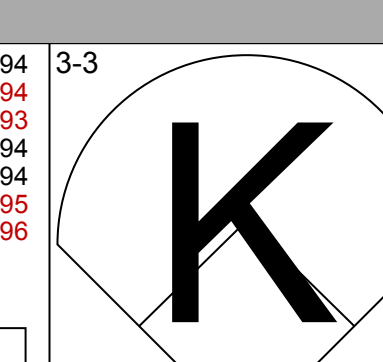
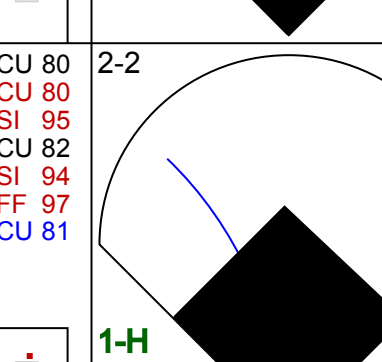
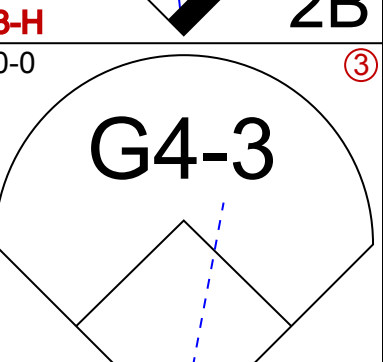
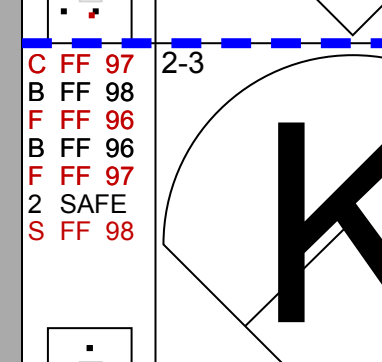
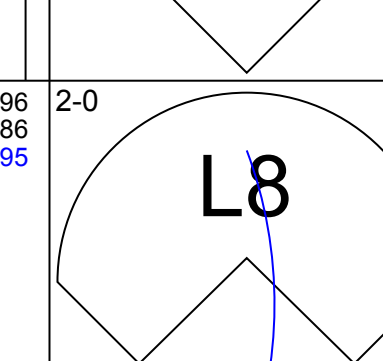
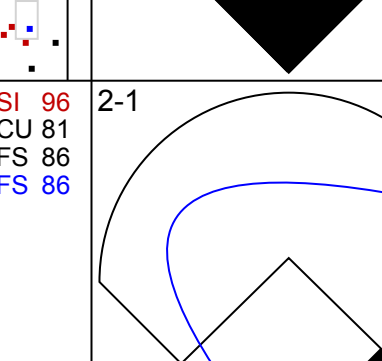
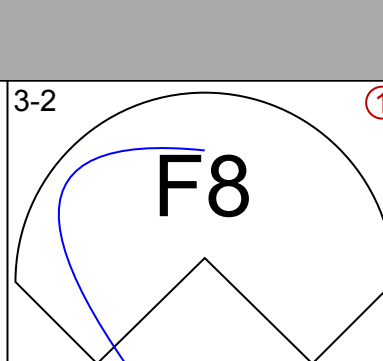
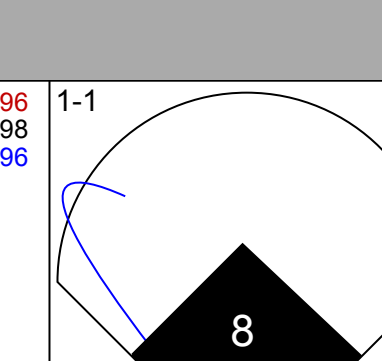
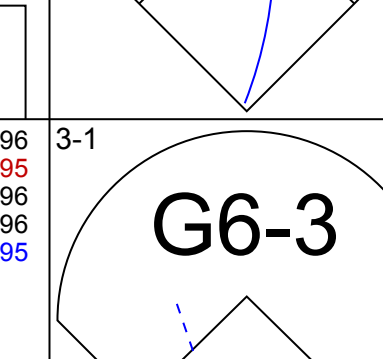
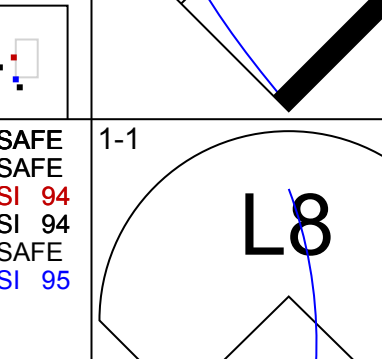
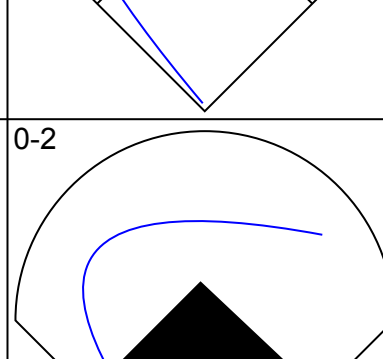
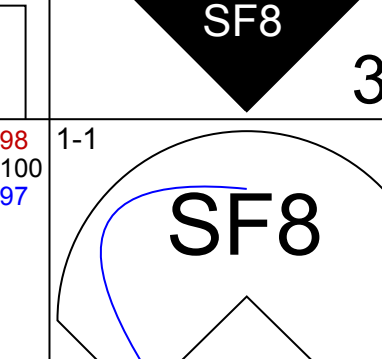
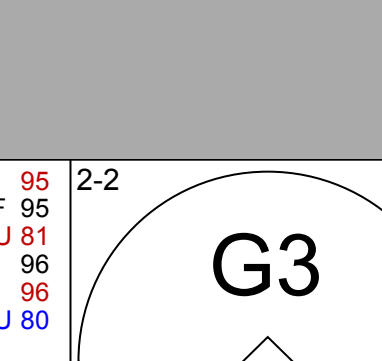
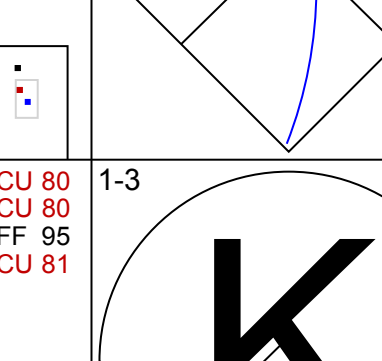
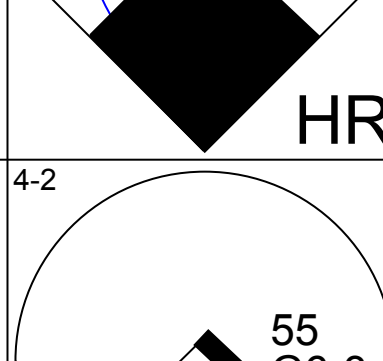
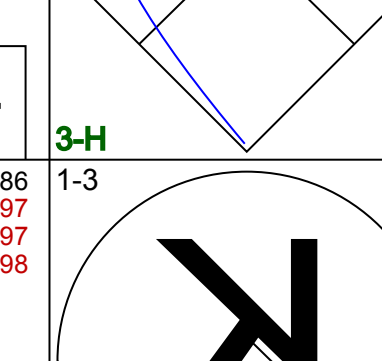
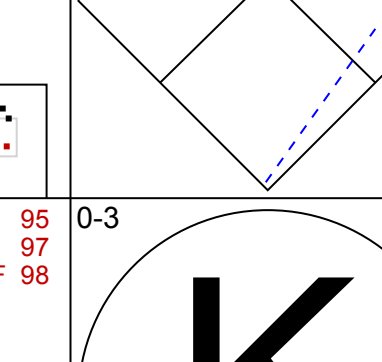
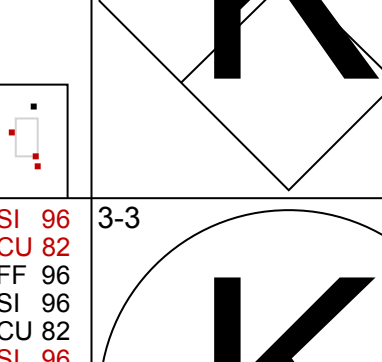
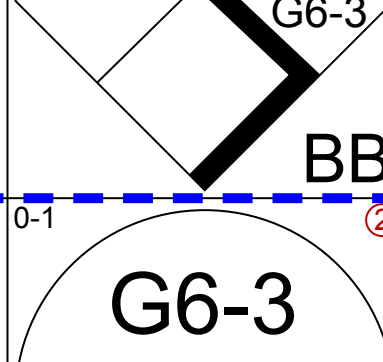
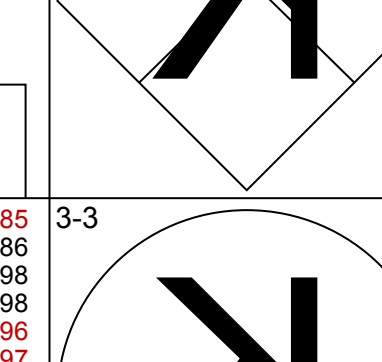
Batter	1	2	3	4	5	6	7	8	9	AB R H RBI BB SO LOB	BOTTOM											
22 Jason Kipnis, L (1.4) OBP: 0.239, SLG: 0.325										4 0 1 1 0 0 1	Tampa Bay Rays @ Cleveland Indians Progressive Field, Cleveland, OH Tue May 16 2017, 6:13 PM - 9:22 PM EDT Att: 18,238 - Clear - 79 F											
12 Francisco Lindor, S (1.6) OBP: 0.339, SLG: 0.543										4 1 1 0 0 1 1												
23 Michael Brantley, L (1.7) OBP: 0.346, SLG: 0.454										4 1 1 0 0 0 1												
41 Carlos Santana, S (1.3) OBP: 0.335, SLG: 0.395										3 0 0 1 1 1 1												
10 Edwin Encarnación, R (1.10) OBP: 0.345, SLG: 0.356										4 1 2 2 0 0 1												
11 José Ramírez, S (1.5) OBP: 0.381, SLG: 0.478										4 0 1 0 0 0 1												
8 Lonnie Chisenhall, L (1.9) OBP: 0.341, SLG: 0.520										4 0 0 0 0 2 3												
7 Yan Gomes, R (1.2) OBP: 0.347, SLG: 0.410										4 1 2 0 0 1 1												
Bradley Zimmer, L (1.8) OBP: 0.347, SLG: 0.410										3 0 0 0 0 3 2												
Inning Stats	R: 0 H: 0 E: 0 K: 1 S: 6	H: 1 LOB: 0 BB: 0 P: 8	R: 0 H: 1 E: 0 K: 0 S: 12	H: 1 LOB: 1 BB: 1 P: 21	R: 1 H: 2 E: 0 K: 1 S: 11	H: 2 LOB: 0 BB: 0 P: 17	R: 0 H: 0 E: 0 K: 1 S: 9	H: 0 LOB: 0 BB: 0 P: 14	R: 0 H: 1 E: 0 K: 1 S: 10	H: 1 LOB: 1 BB: 0 P: 15		R: 3 H: 3 E: 0 K: 1 S: 18	H: 3 LOB: 0 BB: 0 P: 25	R: 0 H: 0 E: 0 K: 1 S: 7	H: 0 LOB: 0 BB: 0 P: 12	R: 0 H: 0 E: 0 K: 0 S: 5	H: 0 LOB: 0 BB: 0 P: 9	R: 0 H: 1 E: 0 K: 2 S: 12	H: 1 LOB: 0 BB: 0 P: 16	1B: 5 2B: 2 3B: 0 HR: 1	SF: 0 SAC: 0 DP: 1 HBP: 0	WP: 0 PB: 1 SB: 0 CS: 0
PITCHER	IP WLS BF H R ER SO BB IBB HBP BLK WP HR S P ERA WHIP											IP WLS BF H R ER SO BB IBB HBP BLK WP HR S P ERA WHIP										
23 Jake Odorizzi, R (1.1) ERA: 3.16	6.0 W 25 7 4 4 5 1 0 0 0 0 0 0 12 21 0.00 0.000																					
46 José Alvarado, L (7.1) ERA: 3.68	2.0 H 6 0 0 0 1 0 0 0 0 0 0 0 12 21 0.00 0.000																					
37 Alex Colomé, R (9.1) ERA: 2.0	1.0 S 4 1 0 0 2 0 0 0 0 0 0 0 12 16 0.00 1.000																					

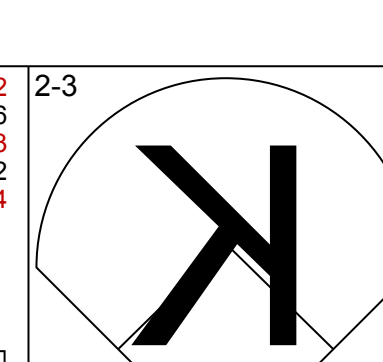
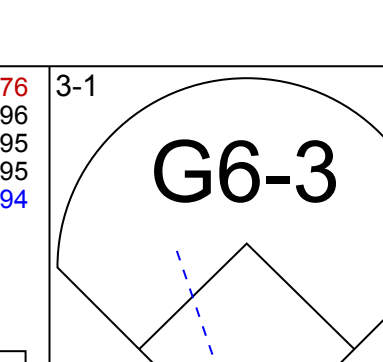
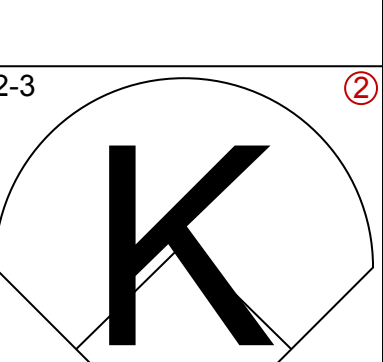
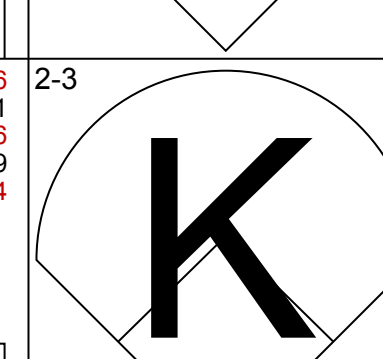
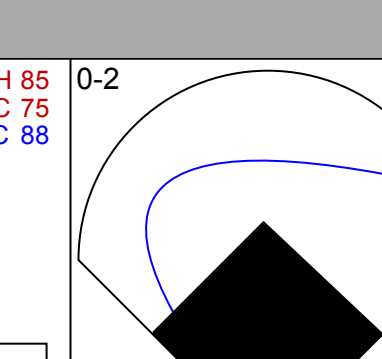
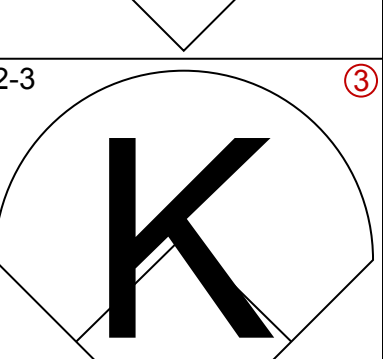
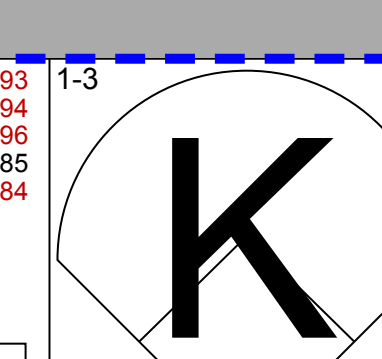
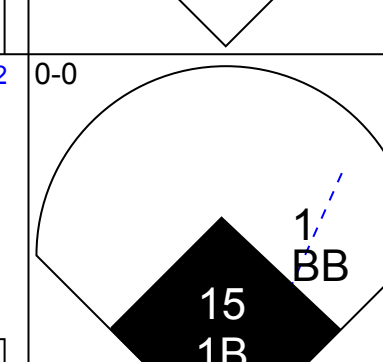
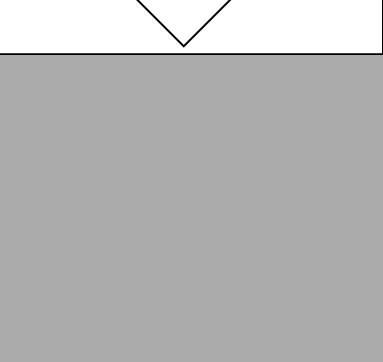
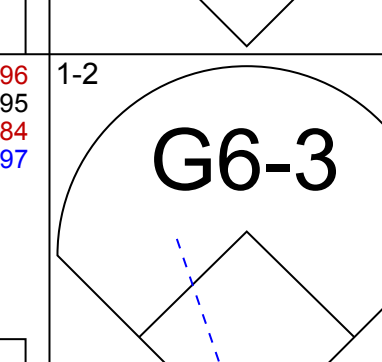
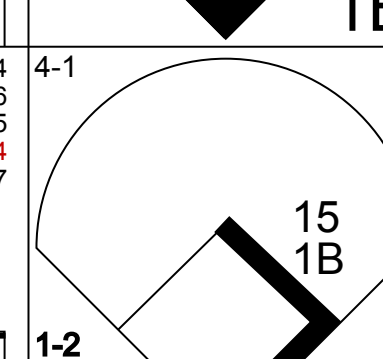
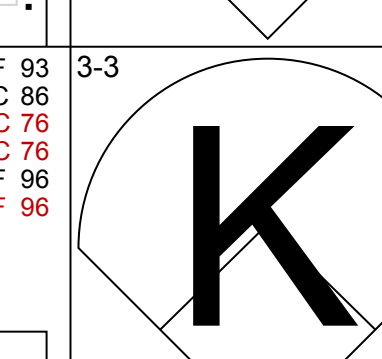

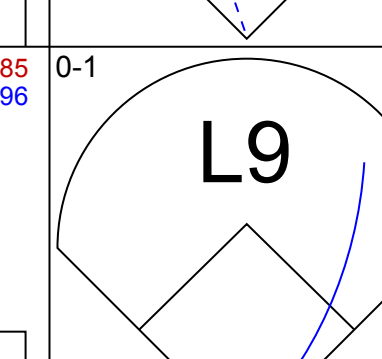
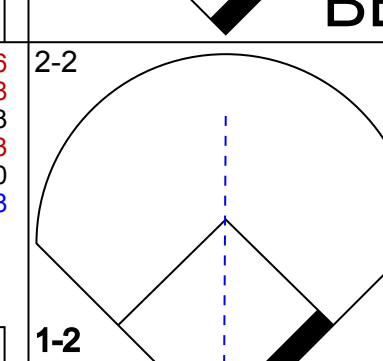
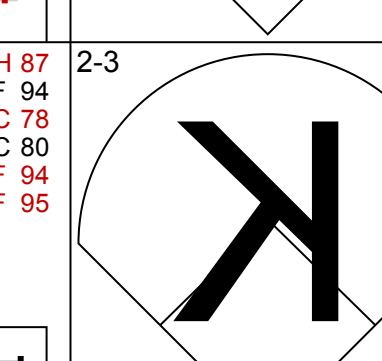

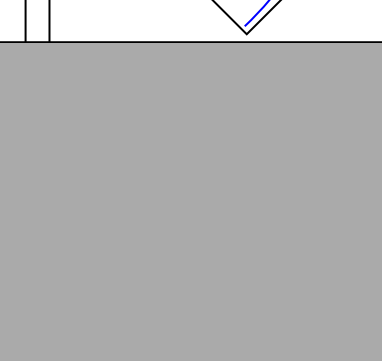
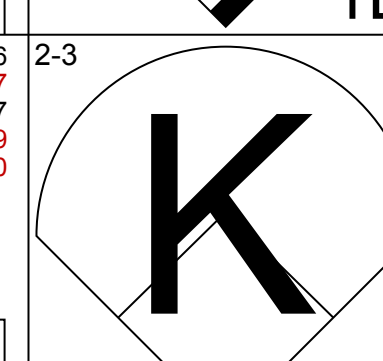





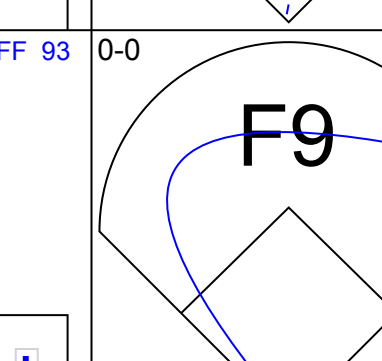


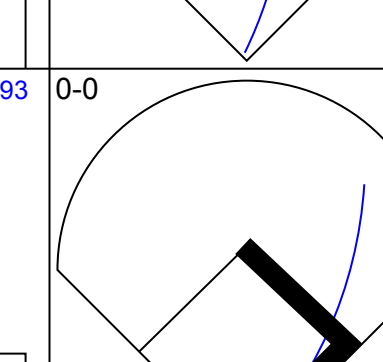
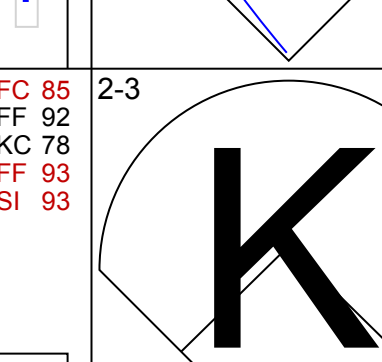


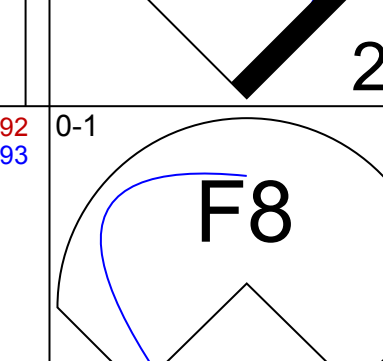


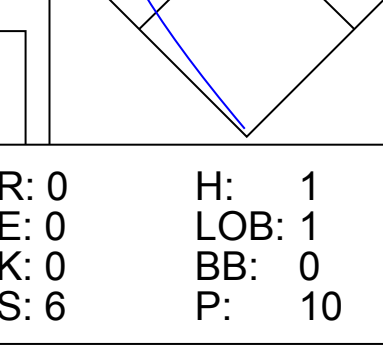
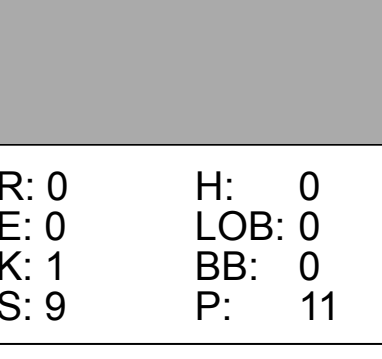
AB	36
R	6
H	10
RBI	6
BB	3
SO	16
LOB	12



AB	34
R	4
H	8
RBI	4
BB	1
SO	8
LOB	12



Batter	1	2	3	4	5	6	7	8	9	AB R H RBI BB SO LOB	TOP									
22 Jason Kipnis, L (1,4) OBP: 0.245, SLG: 0.355										5 1 2 1 0 1 1	Cleveland Indians @ Houston Astros Minute Maid Park, Houston, TX Fri May 19 2017, 7:11 PM - 10:12 PM CDT Att: 36,446 - Roof Closed - 73 F									
12 Francisco Lindor, S (1,6) OBP: 0.339, SLG: 0.535										4 0 1 0 0 0 0 1										
23 Michael Brantley, L (1,7) OBP: 0.360, SLG: 0.464										3 0 1 0 2 0 2 3										
41 Carlos Santana, S (1,3) OBP: 0.335, SLG: 0.390										4 1 1 0 1 2 3										
10 Edwin Encarnación, R (1,10) OBP: 0.341, SLG: 0.386										4 1 1 2 0 2 2										
11 José Ramírez, S (1,5) OBP: 0.381, SLG: 0.486										4 1 2 0 0 0 0										
8 Lonnie Chisenhall, L (1,9) OBP: 0.182, SLG: 0.549										3 1 1 2 0 0 0 1										
Bradley Zimmer, L (1,8) OBP: 0.273, SLG: 0.600										3 0 0 0 1 2 1										
55 Roberto Pérez, R (1,2) OBP: 0.182, SLG: 0.157										4 0 0 0 0 3 2										
Inning Stats	R: 0 E: 0 K: 1 S: 8	H: 1 LOB: 1 BB: 0 P: 13	R: 0 E: 0 K: 1 S: 7	H: 0 LOB: 0 BB: 0 P: 15	R: 0 E: 1 K: 1 S: 13	H: 1 LOB: 2 BB: 0 P: 16	R: 2 E: 0 K: 2 S: 15	H: 2 LOB: 1 BB: 1 P: 28	R: 1 E: 0 K: 0 S: 10	H: 3 LOB: 1 BB: 0 P: 16		R: 0 E: 0 K: 2 S: 12	H: 0 LOB: 1 BB: 1 P: 22	R: 1 E: 0 K: 2 S: 11	H: 1 LOB: 0 BB: 0 P: 17	R: 0 E: 0 K: 1 S: 9	H: 0 LOB: 1 BB: 1 P: 16	1B: 2 2B: 3 3B: 1 HR: 3	SF: 1 SAC: 0 DP: 0 HBP: 1	WP: 0 PB: 0 SB: 1 CS: 0
PITCHER	IP WLS BF H R ER SO BB IBB HBP BLK WP HR S P ERA WHIP											IP WLS BF H R ER SO BB IBB HBP BLK WP HR S P ERA WHIP								
50 Charlie Morton, R (1,1) ERA: 4.26	5.1 L 26 8 4 4 5 2 0 1 0 0 0 3 61 103 6.75 1.875																			
51 James Hoyt, R (6,1) ERA: 0.95	1.1 5 0 0 0 1 1 0 0 0 0 0 12 20 0.00 0.750																			
45 Michael Feliz, R (7,1) ERA: 2.08	1.1 5 1 1 1 3 0 0 0 0 0 0 15 23 6.75 0.750																			
41 Brad Peacock, R (9,1) ERA: 1.1	1.0 4 0 0 0 1 1 0 0 0 0 0 9 16 0.00 1.000																			

Batter	1	2	3	4	5	6	7	8	9	AB R H RBI BB SO LOB	BOTTOM									
4 George Springer, R (1,8) OBP: 0.323, SLG: 0.480										4 0 0 0 0 3 1	Cleveland Indians @ Houston Astros Minute Maid Park, Houston, TX Fri May 19 2017, 7:11 PM - 10:12 PM CDT Att: 36,446 - Roof Closed - 73 F									
22 Josh Reddick, L (1,9) OBP: 0.333, SLG: 0.478										3 1 1 1 0 2 0										
9 Marwin Gonzalez, S (8,PH) OBP: 0.380, SLG: 0.593										1 0 0 0 0 1 0										
27 Jose Altuve, R (1,4) OBP: 0.383, SLG: 0.503										4 1 1 0 0 1 0										
1 Carlos Correa, R (1,6) OBP: 0.379, SLG: 0.486										3 1 1 1 1 1 0										
15 Carlos Beltrán, S (1,10) OBP: 0.287, SLG: 0.376										4 0 1 1 0 1 0										
16 Brian McCann, L (1,2) OBP: 0.385, SLG: 0.454										3 0 0 0 1 1 2										
10 Yuli Gurriel, R (1,3) OBP: 0.306, SLG: 0.397										4 0 0 0 0 0 1										
2 Alex Bregman, R (1,5) OBP: 0.338, SLG: 0.360										3 0 1 0 0 1 0										
3 Norichika Aoki, L (1,7) OBP: 0.323, SLG: 0.333										3 0 0 0 0 0 1										
Inning Stats	R: 1 E: 0 K: 3 S: 15	H: 2 LOB: 2 BB: 1 P: 27	R: 0 E: 0 K: 0 S: 6	H: 1 LOB: 0 BB: 0 P: 10	R: 1 E: 0 K: 3 S: 13	H: 1 LOB: 0 BB: 0 P: 19	R: 0 E: 0 K: 1 S: 7	H: 0 LOB: 0 BB: 0 P: 11	R: 0 E: 0 K: 2 S: 11	H: 0 LOB: 0 BB: 1 P: 17	R: 1 E: 0 K: 0 S: 20	H: 1 LOB: 1 BB: 1 P: 30	R: 0 E: 0 K: 1 S: 9	H: 0 LOB: 0 BB: 0 P: 11	R: 0 E: 0 K: 0 S: 4	H: 0 LOB: 0 BB: 0 P: 6	1B: 2 2B: 1 3B: 0 HR: 2	SF: 0 SAC: 0 DP: 0 HBP: 0	WP: 0 PB: 0 SB: 0 CS: 0	PA: 34
PITCHER	IP WLS BF H R ER SO BB IBB HBP BLK WP HR S P ERA WHIP											IP WLS BF H R ER SO BB IBB HBP BLK WP HR S P ERA WHIP								
47 Trevor Bauer, R (1,1) ERA: 6.65	5.2 W 23 1 0 0 0 1 0 0 0 0 0 6 10 6.65 1.059																			
48 Boone Logan, L (6,1) ERA: 2.0	0.0 1 0 0 0 0 1 0 0 0 0 0 6 10 0.00 0.000																			
27 Bryan Shaw, R (6,1) ERA: 1.77	1.1 H 4 0 0 0 1 0 0 0 0 0 0 8 13 0.00 0.000																			
24 Andrew Miller, L (8,1) ERA: 0.45	1.0 H 3 0 0 0 1 0 0 0 0 0 0 9 11 0.00 0.000																			
37 Cody Allen, R (9,1) ERA: 1.62	1.0 S 3 0 0 0 0 0 0 0 0 0 0 4 6 0.00 0.000																			



Batter	1	2	3	4	5	6	7	8	9	AB	R	H	RBI	BB	SO	LOB	TOP				
22 Jason Kipnis, L (1,4) OBP: 0.245, SLG: 0.351	F7	1B			P5			L4		4	0	1	1	0	0	1	Cleveland Indians @ Houston Astros Minute Maid Park, Houston, TX Sat May 20 2017, 3:11 PM - 5:45 PM CDT Att: 34,698 - Roof Closed - 73 F				
12 Francisco Lindor, S (1,6) OBP: 0.337, SLG: 0.528	1B	1B			K			F9		4	0	1	0	0	1						
23 Michael Brantley, L (1,7) OBP: 0.364, SLG: 0.465	1B	1B			G3-1			41 2B		4	1	2	0	0	0	1					
41 Carlos Santana, S (1,10) OBP: 0.333, SLG: 0.393	F5				G3			1B		4	0	1	1	0	1	2					
10 Edwin Encarnación, R (1,3) OBP: 0.333, SLG: 0.356	L7				L6			2B		4	0	0	0	0	0	3					
11 José Ramírez, S (1,5) OBP: 0.353, SLG: 0.473	G4-3				G3			L7		4	0	0	0	0	0	0					
8 Lonnie Chisenhall, L (1,9) OBP: 0.340, SLG: 0.591	1B	1B			HR			K		4	2	2	1	0	1	0					
7 Yan Gomes, R (1,2) OBP: 0.343, SLG: 0.402	1B	1B			P4			K		4	0	1	0	0	1	0					
Bradley Zimmer, L (1,8) OBP: 0.286, SLG: 0.500	K				12 S			G6-3		2	0	0	0	1	1	2					
Inning Stats	R: 0 E: 0 K: 0 S: 9	H: 2 LOB: 2 BB: 0 P: 14	R: 1 E: 0 K: 1 S: 11	H: 3 LOB: 2 BB: 0 P: 20	R: 0 E: 0 K: 0 S: 6	H: 0 LOB: 0 BB: 0 P: 10	R: 1 E: 0 K: 0 S: 8	H: 1 LOB: 0 BB: 0 P: 17	R: 0 E: 0 K: 1 S: 8	H: 0 LOB: 1 BB: 1 P: 13	R: 0 E: 0 K: 0 S: 6	H: 0 LOB: 0 BB: 0 P: 9	R: 1 E: 0 K: 0 S: 9	H: 2 LOB: 1 BB: 0 P: 15	R: 0 E: 0 K: 2 S: 8	H: 0 LOB: 0 BB: 0 P: 12	1B: 6 2B: 1 3B: 0 HR: 1	SF: 0 SAC: 0 DP: 0 HBP: 0	WP: 0 PB: 1 SB: 1 CS: 0	PA: 35	
PITCHER	IP WLS BF H R ER SO BB IBB HBP BLK WP HR S P ERA WHIP	IP WLS BF H R ER SO BB IBB HBP BLK WP HR S P ERA WHIP	IP WLS BF H R ER SO BB IBB HBP BLK WP HR S P ERA WHIP	IP WLS BF H R ER SO BB IBB HBP BLK WP HR S P ERA WHIP	IP WLS BF H R ER SO BB IBB HBP BLK WP HR S P ERA WHIP	IP WLS BF H R ER SO BB IBB HBP BLK WP HR S P ERA WHIP	IP WLS BF H R ER SO BB IBB HBP BLK WP HR S P ERA WHIP	IP WLS BF H R ER SO BB IBB HBP BLK WP HR S P ERA WHIP	IP WLS BF H R ER SO BB IBB HBP BLK WP HR S P ERA WHIP	IP WLS BF H R ER SO BB IBB HBP BLK WP HR S P ERA WHIP	IP WLS BF H R ER SO BB IBB HBP BLK WP HR S P ERA WHIP	IP WLS BF H R ER SO BB IBB HBP BLK WP HR S P ERA WHIP	IP WLS BF H R ER SO BB IBB HBP BLK WP HR S P ERA WHIP	IP WLS BF H R ER SO BB IBB HBP BLK WP HR S P ERA WHIP	IP WLS BF H R ER SO BB IBB HBP BLK WP HR S P ERA WHIP	IP WLS BF H R ER SO BB IBB HBP BLK WP HR S P ERA WHIP	IP WLS BF H R ER SO BB IBB HBP BLK WP HR S P ERA WHIP	IP WLS BF H R ER SO BB IBB HBP BLK WP HR S P ERA WHIP	IP WLS BF H R ER SO BB IBB HBP BLK WP HR S P ERA WHIP	IP WLS BF H R ER SO BB IBB HBP BLK WP HR S P ERA WHIP	IP WLS BF H R ER SO BB IBB HBP BLK WP HR S P ERA WHIP
54 Mike Fiers, R (1,1) ERA: 5.14	6.0	L	24	6	2	1	3	1	0	0	0	0	0	0	0	0	1.50	1.167			
29 Tony Sipp, L (7,1) ERA: 3.0	1.1		4	0	0	0	0	0	0	0	0	0	0	0	0	9	14	0.00	0.000		
51 James Hoyt, R (8,1) ERA: 1.8	0.2		4	2	1	1	0	0	0	0	0	0	0	0	6	10	13.50	3.000			
44 Luke Gregerson, R (9,1) ERA: 6.48	1.0		3	0	0	0	2	0	0	0	0	0	0	0	8	12	0.00	0.000			

Batter	1	2	3	4	5	6	7	8	9	AB	R	H	RBI	BB	SO	LOB	BOTTOM					
4 George Springer, R (1,8) OBP: 0.321, SLG: 0.474	K				G4-3			G4-3		4	0	1	0	0	2	0	Cleveland Indians @ Houston Astros Minute Maid Park, Houston, TX Sat May 20 2017, 3:11 PM - 5:45 PM CDT Att: 34,698 - Roof Closed - 73 F					
22 Josh Reddick, L (1,9) OBP: 0.331, SLG: 0.468	L5				E3 1B			27 CS		3	0	0	0	1	0	1						
27 Jose Altuve, R (1,4) OBP: 0.380, SLG: 0.497	G3-1				K			CS		4	0	1	0	0	1	1						
1 Carlos Correa, R (1,6) OBP: 0.378, SLG: 0.480	L8				BB			G6-4-3		2	0	0	0	1	0	1						
15 Carlos Beltrán, S (1,10) OBP: 0.281, SLG: 0.368	K				F7			F7		3	0	0	0	0	1	2						
11 Evan Gattis, R (1,2) OBP: 0.359, SLG: 0.433	K				K			10 WP		3	0	1	0	0	2	0						
10 Yuli Gurriel, R (1,3) OBP: 0.299, SLG: 0.388	G6-3				K			K		3	0	0	0	0	2	1						
2 Alex Bregman, R (1,5) OBP: 0.331, SLG: 0.352	K				P6			F9		3	0	0	0	0	1	1						
3 Norichika Aoki, L (1,7) OBP: 0.317, SLG: 0.326	G4-3				L6			K		2	0	0	0	0	0	0						
9 Marwin Gonzalez, S (8,PH) OBP: 0.376, SLG: 0.587								K		1	0	0	0	0	1	1						
Inning Stats	R: 0 E: 0 K: 1 S: 12	H: 0 LOB: 0 BB: 0 P: 19	R: 0 E: 0 K: 2 S: 12	H: 0 LOB: 0 BB: 0 P: 18	R: 0 E: 0 K: 1 S: 7	H: 0 LOB: 0 BB: 0 P: 10	R: 0 E: 0 K: 2 S: 13	H: 0 LOB: 2 BB: 1 P: 20	R: 0 E: 0 K: 2 S: 7	H: 0 LOB: 0 BB: 0 P: 12	R: 0 E: 0 K: 0 S: 8	H: 0 LOB: 0 BB: 1 P: 14	R: 0 E: 0 K: 0 S: 5	H: 1 LOB: 0 BB: 0 P: 8	R: 0 E: 0 K: 2 S: 12	H: 1 LOB: 1 BB: 0 P: 19	R: 0 E: 0 K: 0 S: 10	H: 1 LOB: 0 BB: 0 P: 14	1B: 3 2B: 1 3B: 0 HR: 0	SF: 0 SAC: 0 DP: 2 HBP: 0	WP: 1 PB: 0 SB: 0 CS: 1	PA: 31
PITCHER	IP WLS BF H R ER SO BB IBB HBP BLK WP HR S P ERA WHIP	IP WLS BF H R ER SO BB IBB HBP BLK WP HR S P ERA WHIP	IP WLS BF H R ER SO BB IBB HBP BLK WP HR S P ERA WHIP	IP WLS BF H R ER SO BB IBB HBP BLK WP HR S P ERA WHIP	IP WLS BF H R ER SO BB IBB HBP BLK WP HR S P ERA WHIP	IP WLS BF H R ER SO BB IBB HBP BLK WP HR S P ERA WHIP	IP WLS BF H R ER SO BB IBB HBP BLK WP HR S P ERA WHIP	IP WLS BF H R ER SO BB IBB HBP BLK WP HR S P ERA WHIP	IP WLS BF H R ER SO BB IBB HBP BLK WP HR S P ERA WHIP	IP WLS BF H R ER SO BB IBB HBP BLK WP HR S P ERA WHIP	IP WLS BF H R ER SO BB IBB HBP BLK WP HR S P ERA WHIP	IP WLS BF H R ER SO BB IBB HBP BLK WP HR S P ERA WHIP	IP WLS BF H R ER SO BB IBB HBP BLK WP HR S P ERA WHIP	IP WLS BF H R ER SO BB IBB HBP BLK WP HR S P ERA WHIP	IP WLS BF H R ER SO BB IBB HBP BLK WP HR S P ERA WHIP	IP WLS BF H R ER SO BB IBB HBP BLK WP HR S P ERA WHIP	IP WLS BF H R ER SO BB IBB HBP BLK WP HR S P ERA WHIP	IP WLS BF H R ER SO BB IBB HBP BLK WP HR S P ERA WHIP	IP WLS BF H R ER SO BB IBB HBP BLK WP HR S P ERA WHIP	IP WLS BF H R ER SO BB IBB HBP BLK WP HR S P ERA WHIP	IP WLS BF H R ER SO BB IBB HBP BLK WP HR S P ERA WHIP	
52 Mike Clevinger, R (1,1) ERA: 1.56	7.0	W	24	2	0	0	0	2	0	0	0	0	0	0	0	0	0.00	0.571				
24 Andrew Miller, L (8,1) ERA: 0.43	1.0	H	3	0	0	0	2	0	0	0	0	0	0	0	1	0	10	0.00	0.000			
37 Cody Allen, R (9,1) ERA: 1.53	1.0	S	3	1	0	0	0	0	0	0	0	0	0	0	0	10	14	0.00	1.000			



Batter	1	2	3	4	5	6	7	8	9	AB	R	H	RBI	BB	SO	LOB	TOP								
22 Jason Kipnis, L (1.4) OBP: 0.252, SLG: 0.353	F7	1B		41 WP 10 1B 1B	P4			K		5	1	2	1	0	1	0	Cleveland Indians @ Houston Astros Minute Maid Park, Houston, TX Sun May 21 2017, 1:12 PM - 4:16 PM CDT Att: 33,476 - Roof Closed - 73 F								
12 Francisco Lindor, S (1.6) OBP: 0.333, SLG: 0.918	K	K		10 1B 8 FC1-2 1B	G6-3			F7		5	0	1	0	0	2	2									
23 Michael Brantley, L (1.7) OBP: 0.359, SLG: 0.463	2B			8 7 HBP 10 1B BB	G3			G4-3		5	0	1	0	0	0	2									
41 Carlos Santana, S (1.3) OBP: 0.330, SLG: 0.383	K			8 FC1-2 7 HBP 10 1B BB	K			K		4	1	0	0	1	3	1									
10 Edwin Encarnación, R (1.10) OBP: 0.341, SLG: 0.367		8 6 G6-3 7 2B 2B		7 HR 8 BB 1B	K			K		4	3	2	1	1	2	0									
8 Lonnie Chisenhall, L (1.9) OBP: 0.343, SLG: 0.562	G6-3			7 HR BB	FC1-2 7 HBP 1B			G4-3		3	1	0	0	2	0	4									
7 Yan Gomes, R (1.2) OBP: 0.359, SLG: 0.456	22 1B 3-H 2B			1-2 2-3 3-H HBP	K					3	2	2	5	0	1	1									
Bradley Zimmer, L (1.8) OBP: 0.389, SLG: 0.533	22 1B 4-2 BB			1-2 2-3 3-H 1B	K					3	0	2	1	1	1	1									
9 Erik González, R (1.5) OBP: 0.167, SLG: 0.167	K			1-2 2-3 3-H 1B	G4-3					4	0	0	0	0	2	4									
Inning Stats	R: 0 E: 0 K: 2 S: 10	H: 1 LOB: 1 BB: 0 P: 14	R: 2 E: 0 K: 2 S: 16	H: 3 LOB: 2 BB: 1 P: 27	R: 3 E: 0 K: 0 S: 13	H: 2 LOB: 1 BB: 2 P: 26	R: 3 E: 0 K: 0 S: 19	H: 4 LOB: 2 BB: 1 P: 32	R: 0 E: 0 K: 1 S: 8	H: 0 LOB: 0 BB: 0 P: 10	R: 0 E: 0 K: 2 S: 8	H: 0 LOB: 0 BB: 0 P: 9	R: 0 E: 0 K: 1 S: 11	H: 0 LOB: 1 BB: 1 P: 18	R: 0 E: 0 K: 1 S: 11	H: 0 LOB: 0 BB: 0 P: 16		R: 0 E: 0 K: 2 S: 10	H: 0 LOB: 0 BB: 0 P: 13	1B: 6 2B: 3 HR: 1	SF: 0 SAC: 0 DP: 0 HBP: 1	WP: 1 PB: 0 SB: 0 CS: 0	PA: 42		
PITCHER	IP WLS BF H R ER SO BB IBB HBP BLK WP HR S P ERA WHIP	IP WLS BF H R ER SO BB IBB HBP BLK WP HR S P ERA WHIP	IP WLS BF H R ER SO BB IBB HBP BLK WP HR S P ERA WHIP	IP WLS BF H R ER SO BB IBB HBP BLK WP HR S P ERA WHIP	IP WLS BF H R ER SO BB IBB HBP BLK WP HR S P ERA WHIP	IP WLS BF H R ER SO BB IBB HBP BLK WP HR S P ERA WHIP	IP WLS BF H R ER SO BB IBB HBP BLK WP HR S P ERA WHIP	IP WLS BF H R ER SO BB IBB HBP BLK WP HR S P ERA WHIP	IP WLS BF H R ER SO BB IBB HBP BLK WP HR S P ERA WHIP	IP WLS BF H R ER SO BB IBB HBP BLK WP HR S P ERA WHIP	IP WLS BF H R ER SO BB IBB HBP BLK WP HR S P ERA WHIP	IP WLS BF H R ER SO BB IBB HBP BLK WP HR S P ERA WHIP	IP WLS BF H R ER SO BB IBB HBP BLK WP HR S P ERA WHIP	IP WLS BF H R ER SO BB IBB HBP BLK WP HR S P ERA WHIP	IP WLS BF H R ER SO BB IBB HBP BLK WP HR S P ERA WHIP	IP WLS BF H R ER SO BB IBB HBP BLK WP HR S P ERA WHIP	IP WLS BF H R ER SO BB IBB HBP BLK WP HR S P ERA WHIP	IP WLS BF H R ER SO BB IBB HBP BLK WP HR S P ERA WHIP	IP WLS BF H R ER SO BB IBB HBP BLK WP HR S P ERA WHIP	IP WLS BF H R ER SO BB IBB HBP BLK WP HR S P ERA WHIP	IP WLS BF H R ER SO BB IBB HBP BLK WP HR S P ERA WHIP	IP WLS BF H R ER SO BB IBB HBP BLK WP HR S P ERA WHIP	IP WLS BF H R ER SO BB IBB HBP BLK WP HR S P ERA WHIP	IP WLS BF H R ER SO BB IBB HBP BLK WP HR S P ERA WHIP	IP WLS BF H R ER SO BB IBB HBP BLK WP HR S P ERA WHIP
59 Joe Murogrove, R (1.1) ERA: 5.63	46 Ashur Tolliver, L (4.1) ERA: 2.25	29 Tony Sipp, L (8.1) ERA: 2.77	53 Ken Giles, R (9.1) ERA: 3.63																						

Batter	1	2	3	4	5	6	7	8	9	AB	R	H	RBI	BB	SO	LOB	BOTTOM								
4 George Springer, R (1.8) OBP: 0.320, SLG: 0.465	22 G4-6-3 BB			K	K			G6-3		3	0	0	0	1	2	0	Cleveland Indians @ Houston Astros Minute Maid Park, Houston, TX Sun May 21 2017, 1:12 PM - 4:16 PM CDT Att: 33,476 - Roof Closed - 73 F								
22 Josh Reddick, L (1.9) OBP: 0.329, SLG: 0.462	G4-6-3			27 HR 1B	F8			G4-3		4	1	1	0	0	0	1									
27 Jose Altuve, R (1.4) OBP: 0.377, SLG: 0.509	K			1-H HR	F9			P3		4	1	1	2	0	1	0									
1 Carlos Correa, R (1.6) OBP: 0.369, SLG: 0.467	K			1-3 HR	G6-3			G3-1		4	0	0	0	0	2	0									
15 Carlos Beltrán, S (1.10) OBP: 0.293, SLG: 0.390	HR			F8				9 HR BB		2	2	1	1	2	0	0									
11 Evan Gattis, R (1.2) OBP: 0.355, SLG: 0.419	K			9 2B BB	P2			L9		3	0	0	0	1	1	2									
9 Marwin Gonzalez, S (1.3) OBP: 0.381, SLG: 0.625	F8			1-3 2B	K			1-H HR		4	1	2	2	0	1	0									
2 Alex Bregman, R (1.5) OBP: 0.329, SLG: 0.370	L7			F9	L8			HR		4	1	1	1	0	0	2									
3 Norichika Aoki, L (1.7) OBP: 0.305, SLG: 0.313	G1-3			K	P4			K		4	0	0	0	0	2	0									
Inning Stats	R: 0 E: 0 K: 1 S: 6	H: 0 LOB: 0 BB: 1 P: 12	R: 1 E: 0 K: 2 S: 11	H: 1 LOB: 0 BB: 0 P: 18	R: 0 E: 0 K: 1 S: 8	H: 0 LOB: 0 BB: 0 P: 15	R: 2 E: 0 K: 1 S: 16	H: 3 LOB: 2 BB: 1 P: 31	R: 0 E: 0 K: 2 S: 10	H: 0 LOB: 0 BB: 0 P: 17	R: 0 E: 0 K: 0 S: 7	H: 0 LOB: 1 BB: 1 P: 14	R: 0 E: 0 K: 1 S: 6	H: 0 LOB: 0 BB: 0 P: 10	R: 0 E: 0 K: 0 S: 5	H: 0 LOB: 0 BB: 0 P: 6		R: 3 E: 0 K: 1 S: 26	H: 2 LOB: 0 BB: 1 P: 35	1B: 1 2B: 1 3B: 0 HR: 4	SF: 0 SAC: 0 DP: 1 HBP: 0	WP: 0 PB: 0 SB: 0 CS: 0	PA: 36		
PITCHER	IP WLS BF H R ER SO BB IBB HBP BLK WP HR S P ERA WHIP	IP WLS BF H R ER SO BB IBB HBP BLK WP HR S P ERA WHIP	IP WLS BF H R ER SO BB IBB HBP BLK WP HR S P ERA WHIP	IP WLS BF H R ER SO BB IBB HBP BLK WP HR S P ERA WHIP	IP WLS BF H R ER SO BB IBB HBP BLK WP HR S P ERA WHIP	IP WLS BF H R ER SO BB IBB HBP BLK WP HR S P ERA WHIP	IP WLS BF H R ER SO BB IBB HBP BLK WP HR S P ERA WHIP	IP WLS BF H R ER SO BB IBB HBP BLK WP HR S P ERA WHIP	IP WLS BF H R ER SO BB IBB HBP BLK WP HR S P ERA WHIP	IP WLS BF H R ER SO BB IBB HBP BLK WP HR S P ERA WHIP	IP WLS BF H R ER SO BB IBB HBP BLK WP HR S P ERA WHIP	IP WLS BF H R ER SO BB IBB HBP BLK WP HR S P ERA WHIP	IP WLS BF H R ER SO BB IBB HBP BLK WP HR S P ERA WHIP	IP WLS BF H R ER SO BB IBB HBP BLK WP HR S P ERA WHIP	IP WLS BF H R ER SO BB IBB HBP BLK WP HR S P ERA WHIP	IP WLS BF H R ER SO BB IBB HBP BLK WP HR S P ERA WHIP	IP WLS BF H R ER SO BB IBB HBP BLK WP HR S P ERA WHIP	IP WLS BF H R ER SO BB IBB HBP BLK WP HR S P ERA WHIP	IP WLS BF H R ER SO BB IBB HBP BLK WP HR S P ERA WHIP	IP WLS BF H R ER SO BB IBB HBP BLK WP HR S P ERA WHIP	IP WLS BF H R ER SO BB IBB HBP BLK WP HR S P ERA WHIP	IP WLS BF H R ER SO BB IBB HBP BLK WP HR S P ERA WHIP	IP WLS BF H R ER SO BB IBB HBP BLK WP HR S P ERA WHIP	IP WLS BF H R ER SO BB IBB HBP BLK WP HR S P ERA WHIP	IP WLS BF H R ER SO BB IBB HBP BLK WP HR S P ERA WHIP
31 Danny Salazar, R (1.1) ERA: 5.55	Nick Goody, R (6.1) ERA: 3.63	61 Dan Otero, R (8.1) ERA: 3.63	34 Zach McAllister, R (9.1) ERA: 2.41																						



Batter	1	2	3	4	5	6	7	8	9	AB	R	H	RBI	BB	SO	LOB	TOP									
22 Jason Kipnis, L (1.4)	F9		G4-3	K			K		F7	5	0	0	0	0	2	0										
12 Francisco Lindor, S (1.6)	HR		23 2B	G5-3			F7		L4	4	2	1	1	1	0	0										
23 Michael Brantley, L (1.7)	E1		41 1B	G4-3			G6-3			4	1	1	1	1	0	0										
41 Carlos Santana, S (1.9)	G4-3		10 HR	G6-3					K	3	1	1	1	0	0	1										
Bradley Zimmer, L (7.8)										1	0	0	0	1	1											
10 Edwin Encarnación, R (1.3)	G5-3		HR	G4-3					FC5	4	3	2	3	0	0	2										
11 José Ramírez, S (1.5)	K		F9	G4-3					FC2-5	4	0	0	0	0	1	2										
7 Yan Gomes, R (1.2)	G4-3		HR	K					F9	4	1	1	1	0	1	2										
99 Daniel Robertson, R (1.8)			P5	G5-3						3	0	1	0	1	0	0										
59 Carlos Carrasco, R (1.1)			B1-3	B1					K	3	0	0	0	0	0	1										
48 Boone Logan, R (7.1)										0	0	0	0	0	0	0										
27 Bryan Shaw, S (7.1)										0	0	0	0	0	0	0										
24 Andrew Miller, L (7.1)										1	0	0	0	0	1	2										
37 Cody Allen, R (9.1)										0	0	0	0	0	0	0										
Inning Stats	R: 1 H: 1 E: 1 K: 0 S: 9	H: 1 LOB: 1 BB: 0 P: 15	R: 0 H: 1 E: 0 K: 1 S: 11	H: 1 LOB: 1 BB: 0 P: 15	R: 5 H: 4 E: 0 K: 0 S: 23	LOB: 0 BB: 1 P: 40	R: 0 H: 0 E: 0 K: 1 S: 6	H: 0 LOB: 0 BB: 0 P: 8	R: 1 H: 1 E: 0 K: 0 S: 10	H: 1 LOB: 0 BB: 0 P: 21	R: 0 H: 0 E: 0 K: 1 S: 8	H: 0 LOB: 0 BB: 0 P: 11	R: 0 H: 0 E: 0 K: 1 S: 6	H: 0 LOB: 0 BB: 0 P: 9	R: 1 H: 0 E: 0 K: 1 S: 11	H: 0 LOB: 1 BB: 2 P: 21	R: 0 H: 0 E: 0 K: 1 S: 7	H: 0 LOB: 1 BB: 1 P: 13	1B: 1 2B: 1 3B: 1 HR: 4	SF: 0 SAC: 0 DP: 0 HBP: 0	WP: 1 PB: 0 SB: 0 CS: 0	PA: 40				
PITCHER	IP WLS BF H R ER SO BB IBB HBP BLK WP HR S P ERA WHIP	5.0 24 7 7 7 2 1 0 0 0 0 4 59 99 12.60 1.600	2.0 6 0 0 0 2 0 0 0 0 0 0 14 20 0.00 0.000	1.0 L 6 0 1 0 1 1 0 0 0 0 0 7 11 21 0.00 1.000	1.0 4 0 0 0 1 1 0 0 0 0 0 7 13 0.00 1.000																					

Cleveland Indians @ Cincinnati Reds
Great American Ball Park, Cincinnati, OH
Tue May 23 2017, 7:11 PM - 10:26 PM EDT
Att: 26,334 - Cloudy - 75 F

AB 36
R 8
H 7
RBI 7
BB 4
SO 6
LOB 11



Batter	1	2	3	4	5	6	7	8	9	AB	R	H	RBI	BB	SO	LOB	BOTTOM							
6 Billy Hamilton, S (1.8)	F7		2 CS	K			19 1B		F8	4	1	1	1	1	1	1								
2 Zack Cozart, R (1.6)	G1-3		P6	F8			K			5	0	1	0	0	1	3								
19 Joey Volto, L (1.3)	23 2B		23 CS-4	G3			7 HR		16 1B	3	2	2	0	2	0	0								
23 Adam Duvall, R (1.7)	FC5-4		FC5-4	L8			7 HR		K	5	1	2	2	0	1	3								
43 Scott Schebler, L (1.9)			4 G4-3	G3			HR		1B	1	0	0	0	0	0	0								
40 Austin Brice, R (8.1)										0	0	0	0	0	0	0								
7 Eugenio Suárez, R (8.1)										1	1	1	3	0	0	0								
31 Drew Storen, S (8.1)										0	0	0	0	0	0	0								
53 Wandy Peralta, L (9.1)										0	0	0	0	0	0	0								
16 Tucker Barnhart, L (9.1)										1	0	1	0	0	0	0								
39 Devin Mesoraco, R (1.2)	K2-3		F7	K			P3		F4	5	0	0	0	0	2	5								
4 Scooter Gennett, L (1.5)			9 HBP	G4-3			K2-3		K	4	1	1	0	1	2	3								
9 José Peraza, R (1.4)			50 2B	F8			K2-3			3	1	1	0	0	1	2								
50 Amir Garrett, R (1.1)			50 2B	6 1B						2	0	1	1	0	0	0								
30 Arismendy Alcántara, S (6.9)			6 1B	G5-3			K		K	2	0	0	0	0	2	2								
Inning Stats	R: 1 H: 2 E: 0 K: 1 S: 15	H: 2 LOB: 2 BB: 0 P: 23	R: 2 H: 2 E: 0 K: 0 S: 13	H: 2 LOB: 2 BB: 2 P: 26	R: 0 H: 0 E: 0 K: 0 S: 6	LOB: 1 BB: 1 P: 10	R: 0 H: 0 E: 0 K: 1 S: 7	H: 0 LOB: 0 BB: 0 P: 12	R: 0 H: 0 E: 0 K: 3 S: 11	H: 1 LOB: 1 BB: 0 P: 15	R: 4 H: 3 E: 0 K: 2 S: 18	H: 3 LOB: 0 BB: 1 P: 30	R: 0 H: 2 E: 0 K: 1 S: 14	H: 2 LOB: 2 BB: 0 P: 21	R: 0 H: 1 E: 0 K: 2 S: 13	H: 1 LOB: 2 BB: 1 P: 23	1B: 6 2B: 4 3B: 0 HR: 1	SF: 0 SAC: 0 DP: 0 HBP: 2	WP: 0 PB: 0 SB: 1 CS: 1	PA: 43				
PITCHER	IP WLS BF H R ER SO BB IBB HBP BLK WP HR S P ERA WHIP	6.1 29 4 4 4 6 4 0 0 0 0 0 2 2 5.68 1.421	0.0 1 1 0 0 0 0 0 0 0 0 0 2 2	0.1 B 3 2 3 3 0 0 0 0 0 0 1 9 15 81.00 6.000	1.1 W 5 2 0 0 2 0 0 0 0 0 0 17 25 0.00 1.500	0.4 S 5 1 0 0 2 1 0 0 0 0 0 0 13 23 0.00 2.000																		

Cleveland Indians @ Cincinnati Reds
Great American Ball Park, Cincinnati, OH
Tue May 23 2017, 7:11 PM - 10:26 PM EDT
Att: 26,334 - Cloudy - 75 F

AB 36
R 7
H 11
RBI 7
BB 5
SO 10
LOB 19




Batter	1	2	3	4	5	6	7	8	9	AB	R	H	RBI	BB	SO	LOB	TOP										
2 Alcides Escobar, R OBP: 0.201, SLG: 0.226	G6-3		F9			L4		G5-3		4	0	0	0	0	0	0	Kansas City Royals @ Cleveland Indians Progressive Field, Cleveland, OH Sun May 28 2017, 1:12 PM - 4:00 PM EDT Att: 23,136 - Cloudy - 72 F										
8 Mike Moustakas, L OBP: 0.290, SLG: 0.514	G6-3			P5		F7		L5		4	0	0	0	0	0												
6 Lorenzo Cain, R OBP: 0.355, SLG: 0.362 12 Jorge Soler, R OBP: 0.279, SLG: 0.269	F7			35 L3 1B		L8		K		3	0	1	0	0	0	0											
35 Eric Hosmer, L OBP: 0.363, SLG: 0.432		38 G6-3 2B		L3		G1-3		2B		4	0	2	0	0	0	1											
13 Salvador Perez, R OBP: 0.303, SLG: 0.500 9 Drew Butera, R OBP: 0.275, SLG: 0.436	L5			K		1B		G6-3		3	0	1	0	0	1	1											
38 Jorge Bonifacio, R OBP: 0.270, SLG: 0.515	G6-3			HR		K		K		3	1	1	1	0	1	2											
37 Brandon Moss, L OBP: 0.264, SLG: 0.448	F7			F9		G4-3		G4-3		3	0	0	0	0	0	2											
15 Whit Merrifield, R OBP: 0.326, SLG: 0.427			F9			4 S 1B		F8		3	0	1	0	0	0	0											
4 Alex Gordon, L OBP: 0.287, SLG: 0.207	G4-3		G4-3			G5-3		G4-3		3	0	0	0	0	0	1											
Inning Stats	R: 0 E: 0 K: 0 S: 5	H: 0 LOB: 0 BB: 0 P: 6	R: 0 E: 0 K: 0 S: 9	H: 1 LOB: 1 BB: 0 P: 11	R: 0 E: 0 K: 0 S: 9	H: 0 LOB: 0 BB: 0 P: 13	R: 0 E: 0 K: 0 S: 3	H: 1 LOB: 1 BB: 0 P: 7	R: 1 E: 0 K: 1 S: 13	H: 2 LOB: 1 BB: 0 P: 19	R: 0 E: 0 K: 0 S: 10	H: 0 LOB: 0 BB: 0 P: 13	R: 0 E: 0 K: 1 S: 12	H: 1 LOB: 1 BB: 0 P: 19	R: 0 E: 0 K: 0 S: 6	H: 0 LOB: 0 BB: 0 P: 8		R: 0 E: 0 K: 1 S: 12	H: 1 LOB: 0 BB: 0 P: 15	1B: 3 2B: 3 HR: 1	SF: 0 SAC: 0 DP: 1 HBP: 0	WP: 0 PB: 0 SB: 1 CS: 0	PA: 32				
PITCHER	IP	WLS	BF	H	R	ER	SO	BB	IBB	HBP	BLK	WP	HR	S	P	ERA	WHIP										
43 Josh Tomlin, R ERA: 5.79	9.0	W	32	6	1	1	3	0	0	0	0	0	1	79	111	1.00	0.667										

Batter	1	2	3	4	5	6	7	8	9	AB	R	H	RBI	BB	SO	LOB	BOTTOM										
22 Jason Kipnis, L OBP: 0.274, SLG: 0.406	FC3-6 1B		23 1B			2B		HR		4	2	4	2	1	0	0	Kansas City Royals @ Cleveland Indians Progressive Field, Cleveland, OH Sun May 28 2017, 1:12 PM - 4:00 PM EDT Att: 23,136 - Cloudy - 72 F										
99 Daniel Robertson, R OBP: 0.375, SLG: 0.350 Bradley Zimmer, L OBP: 0.406, SLG: 0.481	FC3-6 23 G5-4-3		P6		L6		L7			3	0	0	0	0	0	6											
23 Michael Brantley, L OBP: 0.375, SLG: 0.456	G5-4-3					41 WP 41 S 1B		41 1B		5	1	3	1	0	0	2											
41 Carlos Santana, S OBP: 0.330, SLG: 0.400	F8		L4			11 FC3-6 26 SF8 1B		11 1B 26 BB SF8 1B		5	2	3	2	0	0	2											
10 Edwin Encarnación, R OBP: 0.348, SLG: 0.405	F7		K			11 FC3-6 1B		55 FC5 11 1B		4	0	1	0	1	1	2											
11 José Ramírez, S OBP: 0.338, SLG: 0.469	F9					26 2B 1B		55 G6-3 2B		5	2	3	0	0	0	2											
26 Austin Jackson, R OBP: 0.333, SLG: 0.463			9 SH5-4 22 1B			22 BB 2B		SF8		3	1	2	3	0	1	1											
55 Roberto Pérez, R OBP: 0.222, SLG: 0.161			22 1B 23 1B BB			22 BB BB		FC5		3	1	1	1	2	0	3											
9 Erik González, R OBP: 0.100, SLG: 0.100	SH5-4		K			FC6-4		K		4	0	0	0	0	3	4											
Inning Stats	R: 0 E: 0 K: 0 S: 8	H: 1 LOB: 0 BB: 0 P: 9	R: 0 E: 0 K: 0 S: 8	H: 0 LOB: 0 BB: 0 P: 9	R: 2 E: 0 K: 0 S: 10	H: 3 LOB: 2 BB: 1 P: 18	R: 1 E: 0 K: 2 S: 23	H: 2 LOB: 3 BB: 2 P: 41	R: 3 E: 0 K: 0 S: 19	H: 4 LOB: 1 BB: 0 P: 28	R: 3 E: 0 K: 0 S: 27	H: 4 LOB: 2 BB: 1 P: 41	R: 1 E: 0 K: 1 S: 15	H: 3 LOB: 2 BB: 0 P: 19	R: 0 E: 0 K: 2 S: 11	H: 1 LOB: 1 BB: 0 P: 15		1B: 13 2B: 4 3B: 0 HR: 1	SF: 2 SAC: 1 DP: 1 HBP: 0	WP: 1 PB: 0 SB: 2 CS: 0	PA: 45						
PITCHER	IP	WLS	BF	H	R	ER	SO	BB	IBB	HBP	BLK	WP	HR	S	P	ERA	WHIP										
41 Danny Duffy, L ERA: 3.54 63 Seth Maness, R ERA: 4.5 50 Miguel Almonte, R ERA: 27.0 34 Travis Wood, L ERA: 9.17	4.0	L	23	9	6	6	2	3	0	0	0	0	0	11	16	0.00	1.000										
	1.0		4	1	0	0	0	0	0	0	0	0	0	27	41	27.00	5.000										
	2.0		10	4	1	1	3	0	0	0	0	0	1	26	34	4.50	2.000										

livebaseballscores.com

AB 32
R 1
H 6
RBI 1
BB 0
SO 3
LOB 8



Batter	1	2	3	4	5	6	7	8	9	AB	R	H	RBI	BB	SO	LOB	TOP										
11 Rajai Davis, R OBP: 0.253, SLG: 0.314	L9		1B			F9		K2-3		4	0	1	0	0	1	0	Oakland Athletics @ Cleveland Indians Progressive Field, Cleveland, OH Mon May 29 2017, 4:14 PM - 7:00 PM EDT Att: 20,792 - Cloudy - 78 F										
18 Chad Pinder, R OBP: 0.328, SLG: 0.583	K		K			HBP		K		3	0	0	0	0	3	2											
8 Jed Lowrie, S OBP: 0.364, SLG: 0.473	K			L8		G6-3		G4-3		4	0	0	0	0	1	1											
2 Khris Davis, R OBP: 0.320, SLG: 0.528	K			K		G6-3		HR		4	1	1	1	0	2	0											
17 Yonder Alonso, L OBP: 0.372, SLG: 0.648	G5-3			F7		HR		K		4	1	1	1	0	1	0											
25 Ryon Healy, R OBP: 0.305, SLG: 0.473	K					HR		1B		4	1	3	1	0	1	0											
21 Stephen Vogt, L OBP: 0.266, SLG: 0.359			F7			HR		1B		4	0	1	0	0	0	1											
19 Josh Phegley, R OBP: 0.246, SLG: 0.400				F7		G3-1		1B		0	0	0	0	0	0	0											
3 Trevor Plouffe, R OBP: 0.298, SLG: 0.385			K			G5-3		K2-3		4	0	0	0	0	2	3											
23 Matt Joyce, L OBP: 0.293, SLG: 0.348										1	0	0	0	1	0	1											
20 Mark Canha, R OBP: 0.286, SLG: 0.477			1B			F8		K		1	0	0	0	0	1	0											
Inning Stats	R: 0 E: 0 K: 2 S: 13	H: 0 LOB: 0 BB: 0 P: 16	R: 0 E: 0 K: 2 S: 7	H: 0 LOB: 0 BB: 0 P: 10	R: 0 E: 0 K: 2 S: 16	H: 1 LOB: 2 BB: 1 P: 25	R: 0 E: 0 K: 1 S: 10	H: 0 LOB: 0 BB: 0 P: 14	R: 0 E: 0 K: 0 S: 9	H: 1 LOB: 1 BB: 0 P: 14	R: 0 E: 0 K: 0 S: 6	H: 0 LOB: 0 BB: 0 P: 8	R: 2 E: 0 K: 0 S: 8	H: 2 LOB: 0 BB: 0 P: 14	R: 0 E: 0 K: 3 S: 11	H: 0 LOB: 0 BB: 0 P: 15	R: 1 E: 0 K: 2 S: 20	H: 3 LOB: 2 BB: 0 P: 25	1B: 4 2B: 0 3B: 0 HR: 3	SF: 0 SAC: 0 DP: 1 HBP: 1	WP: 0 PB: 0 SB: 0 CS: 0	PA: 35					
PITCHER	IP	WLS	BF	H	R	ER	SO	BB	IBB	HBP	BLK	WP	HR	S	P	ERA	WHIP										
59 Carlos Carrasco, R ERA: 2.89	7.0	W	26	4	2	2	7	1	0	1	0	0	2	69	101	2.57	0.714										
24 Andrew Miller, L ERA: 0.35	1.0	H	3	0	0	0	3	0	0	0	0	0	0	11	15	0.00	0.000										
37 Cody Allen, R ERA: 2.61	1.0	S	6	3	1	1	2	0	0	0	0	0	1	20	25	9.00	3.000										

Batter	1	2	3	4	5	6	7	8	9	AB	R	H	RBI	BB	SO	LOB	BOTTOM										
22 Jason Kipnis, L OBP: 0.266, SLG: 0.394	F7		G6-3	G6-3		G3				4	0	0	0	0	0	3	Oakland Athletics @ Cleveland Indians Progressive Field, Cleveland, OH Mon May 29 2017, 4:14 PM - 7:00 PM EDT Att: 20,792 - Cloudy - 78 F										
12 Francisco Lindor, S OBP: 0.340, SLG: 0.634	L9		G6-3	K		L8				4	0	0	0	0	1	1											
23 Michael Brantley, L OBP: 0.372, SLG: 0.451	G6-3		P6			L9		1B		4	0	1	0	0	0	0											
41 Carlos Santana, S OBP: 0.329, SLG: 0.412				HR		E4		L9		4	1	1	1	0	1	1											
10 Edwin Encarnación, R OBP: 0.346, SLG: 0.418	G5-3			HR		G6-4-3		G5-3		4	1	1	1	0	0	2											
11 José Ramírez, S OBP: 0.352, SLG: 0.489										3	1	3	0	1	0	0											
7 Yan Gomes, R OBP: 0.331, SLG: 0.422				2B		BB		K		3	1	1	1	1	2	2											
Bradley Zimmer, L OBP: 0.389, SLG: 0.484	G1-3			2B		E4		K		4	0	1	0	0	1	4											
26 Austin Jackson, R OBP: 0.327, SLG: 0.523				HR		K		K		3	1	1	2	0	2	3											
99 Daniel Robertson, R OBP: 0.375, SLG: 0.950										0	0	0	0	0	0	0											
Inning Stats	R: 0 E: 0 K: 0 S: 8	H: 0 LOB: 0 BB: 0 P: 15	R: 0 E: 0 K: 1 S: 10	H: 1 LOB: 2 BB: 1 P: 17	R: 1 E: 0 K: 0 S: 8	H: 1 LOB: 0 BB: 0 P: 13	R: 4 E: 0 K: 1 S: 21	H: 5 LOB: 1 BB: 0 P: 35	R: 0 E: 1 K: 2 S: 9	H: 0 LOB: 2 BB: 1 P: 16	R: 0 E: 0 K: 0 S: 9	H: 1 LOB: 0 BB: 0 P: 18	R: 0 E: 0 K: 3 S: 10	H: 1 LOB: 1 BB: 0 P: 17	R: 1 E: 0 K: 2 S: 20	H: 3 LOB: 2 BB: 0 P: 25	1B: 3 2B: 3 3B: 0 HR: 3	SF: 1 SAC: 0 DP: 1 HBP: 0	WP: 0 PB: 0 SB: 3 CS: 0	PA: 36							
PITCHER	IP	WLS	BF	H	R	ER	SO	BB	IBB	HBP	BLK	WP	HR	S	P	ERA	WHIP										
33 Daniel Mengden, R ERA: 13.5	3.1	L	18	7	5	5	1	0	0	0	0	0	0	7	8	0.00	0.000										
37 Danny Coulombe, L ERA: 2.7	0.2		2	0	0	0	1	0	0	0	0	0	0	7	8	0.00	0.000										
36 Zach Neal, R ERA:	3.0		12	1	0	0	2	1	0	0	0	0	0	21	38	0.00	0.667										
31 Liam Hendriks, R ERA: 3.38	1.0		4	1	0	0	3	0	0	0	0	0	0	10	17	0.00	1.000										

AB	33
R	3
H	7
RBI	3
BB	1
SO	12
LOB	8



AB	33
R	5
H	9
RBI	5
BB	2
SO	7
LOB	16



Batter	1	2	3	4	5	6	7	8	9	AB	R	H	RBI	BB	SO	LOB	TOP			
11 Rajai Davis, R OBP: 0.245, SLG: 0.303										5	0	0	0	0	4	1	Oakland Athletics @ Cleveland Indians Progressive Field, Cleveland, OH Tue May 30 2017, 6:12 PM - 9:09 PM EDT Att: 14,184 - Partly Cloudy - 68 F			
3 Trevor Plouffe, R OBP: 0.290, SLG: 0.373										5	0	0	0	0	4	1				
8 Jed Lowrie, S OBP: 0.367, SLG: 0.479										4	1	2	0	0	2	0				
2 Khris Davis, R OBP: 0.319, SLG: 0.522										4	1	1	0	0	3	2				
17 Yonder Alonso, L OBP: 0.388, SLG: 0.664										3	2	3	0	1	0	0				
25 Ryan Healy, R OBP: 0.308, SLG: 0.479										4	0	2	1	0	1	2				
23 Matt Joyce, L OBP: 0.234, SLG: 0.343										2	0	0	2	0	1	2				
20 Mark Canha, L OBP: 0.282, SLG: 0.470										1	0	0	0	0	1	2				
19 Josh Phegley, R OBP: 0.234, SLG: 0.381										3	0	0	0	0	2	2				
21 Stephen Vogt, L OBP: 0.273, SLG: 0.364										1	0	1	0	0	0	0				
16 Adam Rosales, R OBP: 0.268, SLG: 0.333										4	0	1	0	0	1	2				
Inning Stats	R: 0 E: 0 K: 3 S: 11	H: 1 LOB: 1 BB: 0 P: 16	R: 1 E: 0 K: 0 S: 16	H: 1 LOB: 1 BB: 1 P: 24	R: 0 E: 0 K: 1 S: 6	H: 0 LOB: 0 BB: 0 P: 12	R: 2 E: 0 K: 1 S: 10	H: 4 LOB: 2 BB: 0 P: 13	R: 0 E: 0 K: 3 S: 11	H: 1 LOB: 1 BB: 0 P: 15	R: 0 E: 0 K: 3 S: 12	H: 0 LOB: 0 BB: 0 P: 16	R: 1 E: 1 K: 3 S: 14	H: 2 LOB: 2 BB: 0 P: 20	R: 0 E: 0 K: 2 S: 11	H: 1 LOB: 1 BB: 0 P: 16		1B: 7 2B: 3 3B: 0 HR: 0	SF: 1 SAC: 0 DP: 0 HBP: 0	WP: 0 PB: 0 SB: 1 CS: 0
PITCHER	IP: 7.0 WLS: W BF: 28	H: 7 R: 3 ER: 3 SO: 14	BB: 1 IBB: 0 HBP: 0 BLK: 0	WP: 0 HR: 0 S: 77 P: 113	ERA: 6.0 WHIP: 1.143	IP: 0.2 WLS: H BF: 5	H: 2 R: 1 ER: 0 SO: 2	BB: 0 IBB: 0 HBP: 0 BLK: 0	WP: 0 HR: 0 S: 11 P: 17	ERA: 0.00 WHIP: 3.000	IP: 0.1 WLS: H BF: 1	H: 0 R: 0 ER: 0 SO: 1	BB: 0 IBB: 0 HBP: 0 BLK: 0	WP: 0 HR: 0 S: 3 P: 3	ERA: 0.00 WHIP: 0.000	IP: 1.0 WLS: W BF: 4	H: 1 R: 0 ER: 0 SO: 2	BB: 0 IBB: 0 HBP: 0 BLK: 0	WP: 0 HR: 0 S: 11 P: 16	ERA: 0.00 WHIP: 1.000

AB 36
R 4
H 10
RBI 3
BB 1
SO 19
LOB 14



Batter	1	2	3	4	5	6	7	8	9	AB	R	H	RBI	BB	SO	LOB	BOTTOM				
22 Jason Kipnis, L OBP: 0.266, SLG: 0.412										4	1	1	1	0	0	0	Oakland Athletics @ Cleveland Indians Progressive Field, Cleveland, OH Tue May 30 2017, 6:12 PM - 9:09 PM EDT Att: 14,184 - Partly Cloudy - 68 F				
9 Enk González, R OBP: 0.100, SLG: 0.100										0	0	0	0	0	0	0					
12 Francisco Lindor, S OBP: 0.347, SLG: 0.631										1	2	0	0	3	0	0					
23 Michael Brantley, L OBP: 0.375, SLG: 0.452										4	1	2	1	0	1	2					
41 Carlos Santana, S OBP: 0.327, SLG: 0.409										4	1	1	0	0	1	2					
10 Edwin Encarnación, R OBP: 0.349, SLG: 0.420										4	1	2	1	0	0	0					
11 José Ramírez, S OBP: 0.380, SLG: 0.500										4	2	3	1	0	0	1					
Bradley Zimmer, L OBP: 0.400, SLG: 0.600										4	1	2	4	0	0	1					
55 Roberto Pérez, R OBP: 0.224, SLG: 0.153										3	0	0	0	1	2	1					
99 Daniel Robertson, R OBP: 0.321, SLG: 0.292										4	0	0	0	0	0	2					
Inning Stats	R: 0 E: 0 K: 1 S: 9	H: 1 LOB: 0 BB: 0 P: 12	R: 0 E: 0 K: 0 S: 13	H: 1 LOB: 0 BB: 0 P: 20	R: 0 E: 0 K: 1 S: 9	H: 0 LOB: 0 BB: 0 P: 12	R: 4 E: 0 K: 1 S: 18	H: 4 LOB: 1 BB: 1 P: 31	R: 3 E: 0 K: 0 S: 11	H: 3 LOB: 1 BB: 1 P: 18	R: 0 E: 0 K: 1 S: 9	H: 0 LOB: 0 BB: 0 P: 14	R: 0 E: 0 K: 0 S: 4	H: 0 LOB: 0 BB: 1 P: 8	R: 2 E: 0 K: 0 S: 11	H: 2 LOB: 0 BB: 1 P: 22		1B: 7 2B: 2 3B: 0 HR: 2	SF: 0 SAC: 0 DP: 3 HBP: 0	WP: 1 PB: 0 SB: 2 CS: 0	PA: 36
PITCHER	IP: 4.2 WLS: L BF: 24	H: 9 R: 7 ER: 7 SO: 3	BB: 2 IBB: 0 HBP: 0 BLK: 0	WP: 1 HR: 1 S: 59 P: 92	ERA: 13.50 WHIP: 2.357	IP: 5.1 WLS: W BF: 24	H: 2 R: 2 ER: 2 SO: 1	BB: 0 IBB: 0 HBP: 0 BLK: 0	WP: 0 HR: 1 S: 24 P: 43	ERA: 6.75 WHIP: 1.500	IP: 0.2 WLS: W BF: 1	H: 0 R: 0 ER: 0 SO: 0	BB: 0 IBB: 0 HBP: 0 BLK: 0	WP: 0 HR: 0 S: 1 P: 2	ERA: 0.00 WHIP: 0.000						



Batter	1	2	3	4	5	6	7	8	9	AB	R	H	RBI	BB	SO	LOB	TOP										
23 Matt Joyce, L OBP: 0.286, SLG: 0.340										3	0	0	0	1	1	2	Oakland Athletics @ Cleveland Indians Progressive Field, Cleveland, OH Thu Jun 01 2017, 12:11 PM - 3:07 PM EDT Att: 19,767 - Sunny - 65 F										
20 Mark Canha, R OBP: 0.266, SLG: 0.446										4	0	0	0	0	4	3											
25 Ryon Healy, R OBP: 0.297, SLG: 0.460										4	0	0	0	0	3	1											
2 Khris Davis, R OBP: 0.308, SLG: 0.503										3	0	0	0	0	3	0											
17 Yonder Alonso, L OBP: 0.384, SLG: 0.642										3	0	0	0	0	1	0											
18 Chad Pinder, R OBP: 0.342, SLG: 0.667										3	0	0	0	0	2	0											
19 Josh Phegley, R OBP: 0.224, SLG: 0.364										3	0	0	0	0	2	0											
11 Rajai Davis, R OBP: 0.247, SLG: 0.304										3	0	1	0	0	1	0											
16 Adam Rosales, R OBP: 0.276, SLG: 0.340										3	0	2	0	0	0	1											
Inning Stats	R: 0 E: 0 K: 2 S: 7	H: 0 LOB: 0 BB: 0 P: 9	R: 0 E: 0 K: 3 S: 9	H: 0 LOB: 0 BB: 0 P: 15	R: 0 E: 0 K: 1 S: 12	H: 1 LOB: 2 BB: 1 P: 22	R: 0 E: 0 K: 1 S: 6	H: 0 LOB: 0 BB: 0 P: 7	R: 0 E: 0 K: 1 S: 7	H: 0 LOB: 0 BB: 0 P: 8	R: 0 E: 0 K: 2 S: 10	H: 1 LOB: 0 BB: 0 P: 16	R: 0 E: 0 K: 2 S: 8	H: 0 LOB: 0 BB: 0 P: 14	R: 0 E: 0 K: 3 S: 10	H: 0 LOB: 0 BB: 0 P: 16		R: 0 E: 0 K: 2 S: 9	H: 1 LOB: 1 BB: 0 P: 12	1B: 3 2B: 1 3B: 0 HR: 0	SF: 0 SAC: 0 DP: 1 HBP: 0	WP: 0 PB: 0 SB: 1 CS: 1	PA: 30				
PITCHER	IP	WLS	BF	H	R	ER	SO	BB	IBB	HBP	BLK	WP	HR	S	P	ERA	WHIP										
28 Corey Kluber, R ERA: 4.36	6.0	W	20	2	0	0	10	1	0	0	0	0	0	51	77	0.00	0.500										
27 Bryan Shaw, R ERA: 2.59	1.0		3	0	0	0	2	0	0	0	0	0	0	8	14	0.00	0.000										
Nick Goody, R ERA:	1.0		3	0	0	0	3	0	0	0	0	0	0	10	16	0.00	0.000										
31 Danny Salazar, R ERA: 5.4	1.0		4	1	0	0	2	0	0	0	0	0	0	9	12	0.00	1.000										

AB 29
R 0
H 3
RBI 0
BB 1
SO 17
LOB 7



Batter	1	2	3	4	5	6	7	8	9	AB	R	H	RBI	BB	SO	LOB	BOTTOM										
22 Jason Kipnis, L OBP: 0.276, SLG: 0.408										2	2	1	0	3	0	0	Oakland Athletics @ Cleveland Indians Progressive Field, Cleveland, OH Thu Jun 01 2017, 12:11 PM - 3:07 PM EDT Att: 19,767 - Sunny - 65 F										
12 Francisco Lindor, S OBP: 0.344, SLG: 0.635										4	1	1	1	0	0	3											
23 Michael Brantley, L OBP: 0.370, SLG: 0.439										3	0	1	2	1	1	0											
26 Austin Jackson, R OBP: 0.309, SLG: 0.489										0	0	0	0	0	0	0											
41 Carlos Santana, S OBP: 0.325, SLG: 0.400										3	1	1	1	1	1	1											
11 José Ramírez, S OBP: 0.352, SLG: 0.484										4	1	0	0	0	0	5											
Bradley Zimmer, L OBP: 0.378, SLG: 0.550										4	0	1	1	0	2	3											
99 Daniel Robertson, R OBP: 0.324, SLG: 0.333										4	1	1	0	0	0	2											
55 Roberto Pérez, R OBP: 0.211, SLG: 0.143										4	0	0	0	0	1	2											
9 Erik González, R OBP: 0.286, SLG: 0.286										4	2	3	0	0	1	0											
Inning Stats	R: 0 E: 0 K: 0 S: 8	H: 0 LOB: 0 BB: 0 P: 10	R: 0 E: 0 K: 1 S: 6	H: 0 LOB: 0 BB: 1 P: 11	R: 1 E: 0 K: 1 S: 10	H: 1 LOB: 1 BB: 1 P: 21	R: 0 E: 0 K: 2 S: 11	H: 0 LOB: 0 BB: 0 P: 15	R: 0 E: 0 K: 0 S: 4	H: 1 LOB: 0 BB: 0 P: 5	R: 4 E: 0 K: 0 S: 13	H: 2 LOB: 2 BB: 2 P: 31	R: 3 E: 1 K: 1 S: 18	H: 3 LOB: 1 BB: 1 P: 32	R: 0 E: 0 K: 1 S: 12	H: 2 LOB: 2 BB: 0 P: 19	1B: 7 2B: 2 3B: 0 HR: 0	SF: 0 SAC: 1 DP: 2 HBP: 0	WP: 1 PB: 2 SB: 0 CS: 0	PA: 38							
PITCHER	IP	WLS	BF	H	R	ER	SO	BB	IBB	HBP	BLK	WP	HR	S	P	ERA	WHIP										
45 Jharel Cotton, R ERA: 5.11	5.2	L	25	4	5	1	4	4	0	0	0	1	0	50	88	1.59	1.412										
61 John Axford, R ERA: 11.57	0.1		5	3	3	2	0	1	0	0	0	0	0	13	23	54.00	12.000										
57 Josh Smith, R ERA: 5.93	2.0		8	2	0	0	2	0	0	0	0	0	0	19	33	0.00	1.000										

AB 32
R 8
H 9
RBI 5
BB 5
SO 6
LOB 16



Batter	1	2	3	4	5	6	7	8	9	AB	R	H	RBI	BB	SO	LOB	TOP			
22 Jason Kipnis, L (1, 4) OBP: 0.276, SLG: 0.400	L9		G4-3			BB		F8		3	0	0	0	1	0	1	Cleveland Indians @ Kansas City Royals Kauffman Stadium, Kansas City, MO Fri Jun 02 2017, 7:15 PM - 9:34 PM CDT Att: 33,408 - Partly Cloudy - 83 F livebaseballscorecards.com			
12 Francisco Lindor, S (1, 6) OBP: 0.342, SLG: 0.559	1B		F8			G5-4-3		G1-3		4	0	1	0	0	0	2				
23 Michael Brantley, L (1, 7) OBP: 0.379, SLG: 0.446	1B		G4-3			1B		K		4	0	3	0	0	1	0				
41 Carlos Santana, S (1, 3) OBP: 0.319, SLG: 0.392	G4-3		G6-4-3			L5		G1-3		4	0	0	0	0	0	4				
10 Edwin Encarnación, R (1, 10) OBP: 0.348, SLG: 0.417	1B		G1-3			G6-3		G6-3		3	0	1	0	0	0	0				
11 José Ramírez, S (1, 5) OBP: 0.347, SLG: 0.476	G5-4-3		G6-3			F9				3	0	0	0	0	0	1				
7 Yan Gomes, R (1, 2) OBP: 0.323, SLG: 0.417	G6-3		2B			K				3	0	1	0	0	1	0				
26 Austin Jackson, R (1, 8) OBP: 0.310, SLG: 0.480	1B		K			G6-3				3	0	1	0	0	1	1				
99 Daniel Robertson, R (1, 9) OBP: 0.297, SLG: 0.303	FC5-4		G6-3			F8				3	0	0	0	0	0	2				
Inning Stats	R: 0 E: 0 K: 0 S: 6	H: 2 LOB: 1 BB: 0 P: 9	R: 0 E: 0 K: 0 S: 8	H: 1 LOB: 0 BB: 0 P: 13	R: 0 E: 0 K: 0 S: 9	H: 1 LOB: 0 BB: 0 P: 13	R: 0 E: 0 K: 0 S: 4	H: 1 LOB: 0 BB: 0 P: 4	R: 0 E: 0 K: 1 S: 9	H: 1 LOB: 1 BB: 0 P: 17	R: 0 E: 0 K: 1 S: 8	H: 0 LOB: 0 BB: 0 P: 14	R: 0 E: 0 K: 0 S: 7	H: 0 LOB: 0 BB: 0 P: 8	R: 0 E: 0 K: 1 S: 9	H: 0 LOB: 0 BB: 0 P: 12	1B: 6 2B: 1 3B: 0 HR: 0	SF: 0 SAC: 0 DP: 4 HBP: 0	WP: 0 PB: 0 SB: 1 CS: 0	PA: 31
PITCHER 51 Jason Vargas, L (1, 1) ERA: 2.08	IP: 9.0 WLS: W BF: 31 H: 7 R: 0 ER: 0 SO: 3 BB: 1 IBB: 0 HBP: 0 BLK: 0 WP: 0 HR: 0 S: 69 P: 103 ERA: 0.00 WHIP: 0.889															PITCHER				

Batter	1	2	3	4	5	6	7	8	9	AB	R	H	RBI	BB	SO	LOB	BOTTOM			
2 Alcides Escobar, R (1, 6) OBP: 0.212, SLG: 0.236	L9		F7			1B		F8		4	1	1	0	0	0	0	Cleveland Indians @ Kansas City Royals Kauffman Stadium, Kansas City, MO Fri Jun 02 2017, 7:15 PM - 9:34 PM CDT Att: 33,408 - Partly Cloudy - 83 F livebaseballscorecards.com			
8 Mike Moustakas, L (1, 5) OBP: 0.291, SLG: 0.511	F8		G4-3			G1-3		HR		4	1	1	1	0	0	1				
6 Lorenzo Cain, R (1, 8) OBP: 0.349, SLG: 0.361	K		P6			1B		1B		4	1	2	1	0	1	0				
35 Eric Hosmer, L (1, 3) OBP: 0.357, SLG: 0.441	K		K			P6		2B		4	0	1	1	0	2	1				
13 Salvador Perez, R (1, 2) OBP: 0.294, SLG: 0.471	L7		K			P6		L8		4	0	0	0	0	1	1				
38 Jorge Bonifacio, R (1, 9) OBP: 0.331, SLG: 0.509	1B		G1-3			2B		L4		4	1	2	0	0	0	1				
37 Brandon Moss, L (1, 10) OBP: 0.259, SLG: 0.434	1B		K			F9				3	0	1	0	0	1	1				
15 Whit Merrifield, R (1, 4) OBP: 0.352, SLG: 0.488	L9		G5-3			2B				3	0	1	1	0	0	2				
4 Alex Gordon, L (1, 7) OBP: 0.282, SLG: 0.202	P5		P6			G3-1				3	0	0	0	0	0	1				
Inning Stats	R: 0 E: 0 K: 1 S: 7	H: 0 LOB: 0 BB: 0 P: 10	R: 0 E: 0 K: 1 S: 10	H: 2 LOB: 2 BB: 0 P: 17	R: 0 E: 0 K: 0 S: 8	H: 0 LOB: 0 BB: 0 P: 9	R: 0 E: 0 K: 2 S: 8	H: 0 LOB: 0 BB: 0 P: 11	R: 0 E: 0 K: 1 S: 9	H: 0 LOB: 0 BB: 0 P: 13	R: 1 E: 0 K: 0 S: 12	H: 2 LOB: 1 BB: 0 P: 16	R: 1 E: 0 K: 0 S: 10	H: 2 LOB: 1 BB: 0 P: 15	R: 2 E: 0 K: 0 S: 14	H: 3 LOB: 1 BB: 0 P: 18	1B: 5 2B: 3 3B: 0 HR: 1	SF: 0 SAC: 0 DP: 0 HBP: 0	WP: 1 PB: 0 SB: 0 CS: 0	PA: 33
PITCHER 43 Josh Tomlin, R (1, 1) ERA: 5.54 34 Zach McAllister, R (8, 1) ERA: 2.49	IP: 7.1 WLS: L BF: 29 H: 7 R: 3 ER: 3 SO: 5 BB: 0 IBB: 0 HBP: 0 BLK: 0 WP: 1 HR: 0 S: 66 P: 93 ERA: 13.50 WHIP: 3.000															PITCHER				

Batter	1	2	3	4	5	6	7	8	9	AB	R	H	RBI	BB	SO	LOB	TOP										
22 Jason Kipnis, L OBP: 0.275, SLG: 0.396	G4-3		L8		K			23 2B		4	1	1	0	0	1	1	Cleveland Indians @ Kansas City Royals Kauffman Stadium, Kansas City, MO Sat Jun 03 2017, 1:16 PM - 4:29 PM CDT Att: 26,497 - Partly Cloudy - 85 F										
12 Francisco Lindor, S OBP: 0.336, SLG: 0.619 9 Erik González, R OBP: 0.286, SLG: 0.286	P2		F8		K			K		4	0	0	0	0	2	1											
23 Michael Brantley, L OBP: 0.379, SLG: 0.449 99 Daniel Robertson, R OBP: 0.297, SLG: 0.303	K		G3		F7			41 2B		4	0	1	0	0	1	0											
41 Carlos Santana, S OBP: 0.322, SLG: 0.413		HR			F7			41 2B		4	1	2	3	0	1	0											
10 Edwin Encarnación, R OBP: 0.342, SLG: 0.408		L8			F9			G6-3		4	0	0	0	0	1	1											
11 José Ramírez, S OBP: 0.290, SLG: 0.477					L7			L3		4	1	2	0	0	0	0											
7 Yan Gomes, R OBP: 0.321, SLG: 0.412					K			L9		4	0	1	0	0	2	2											
Bradley Zimmer, L OBP: 0.367, SLG: 0.591					K			L7		4	1	1	2	0	1	2											
26 Austin Jackson, R OBP: 0.306, SLG: 0.481					F8			G6-3		4	0	1	0	0	0	1											
Inning Stats	R: 0 E: 0 K: 1 S: 7	H: 0 LOB: 0 BB: 0 P: 9	R: 3 E: 0 K: 1 S: 15	H: 3 LOB: 0 BB: 0 P: 19	R: 0 E: 0 K: 0 S: 7	H: 0 LOB: 0 BB: 0 P: 13	R: 0 E: 0 K: 0 S: 8	H: 0 LOB: 0 BB: 0 P: 12	R: 0 E: 0 K: 3 S: 11	H: 1 LOB: 1 BB: 0 P: 15	R: 0 E: 0 K: 2 S: 9	H: 0 LOB: 0 BB: 0 P: 16	R: 0 E: 0 K: 0 S: 8	H: 1 LOB: 1 BB: 0 P: 13	R: 2 E: 0 K: 2 S: 18	H: 3 LOB: 1 BB: 0 P: 20		R: 0 E: 0 K: 0 S: 9	H: 1 LOB: 1 BB: 0 P: 18	1B: 4 2B: 3 3B: 0 HR: 2	SF: 0 SAC: 0 DP: 0 HBP: 0	WP: 0 PB: 0 SB: 1 CS: 1	PA: 36				
PITCHER	IP	WLS	BF	H	R	ER	SO	BB	IBB	HBP	BLK	WP	HR	S	P	ERA	WHIP										
39 Jason Hammel, R ERA: 5.93	6.2	W	25	5	3	3	7	0	0	0	0	0	2	64	96	4.05	0.750										
26 Mike Minor, L ERA: 2.2	0.1	H	1	0	0	0	0	0	0	0	0	0	0	1	1	0.00	0.000										
48 Joakim Soria, R ERA: 3.8	1.0		6	3	2	2	2	0	0	0	0	0	0	18	25	18.00	3.000										
61 Kevin McCarthy, R ERA:	1.0		4	1	0	0	0	0	0	0	0	0	0	9	18	0.00	1.000										

Batter	1	2	3	4	5	6	7	8	9	AB	R	H	RBI	BB	SO	LOB	BOTTOM										
2 Alcides Escobar, R OBP: 0.207, SLG: 0.231	F8		F8		B1			E9		5	1	0	0	0	0	4	Cleveland Indians @ Kansas City Royals Kauffman Stadium, Kansas City, MO Sat Jun 03 2017, 1:16 PM - 4:29 PM CDT Att: 26,497 - Partly Cloudy - 85 F										
8 Mike Moustakas, L OBP: 0.294, SLG: 0.513 19 Cheslor Cuthbert, R OBP: 0.209, SLG: 0.277	F8		K		6 HR			F8		5	2	2	2	0	1	0											
6 Lorenzo Cain, R OBP: 0.356, SLG: 0.385 14 Billy Burns, S					E4			G4-3		4	2	3	3	0	0	0											
35 Eric Hosmer, L OBP: 0.358, SLG: 0.440					G6-3			K		5	2	2	1	0	1	2											
13 Salvador Perez, R OBP: 0.291, SLG: 0.469 9 Drew Butera, R OBP: 0.250, SLG: 0.395					K			F8		5	0	1	1	0	1	3											
38 Jorge Bonifacio, R OBP: 0.341, SLG: 0.508					F7			F8		0	0	0	0	0	0	0											
37 Brandon Moss, L OBP: 0.266, SLG: 0.432								K		4	2	2	0	1	1	2											
15 Whit Merrifield, R OBP: 0.349, SLG: 0.489								K		3	1	1	0	1	2	4											
4 Alex Gordon, L OBP: 0.286, SLG: 0.205								G6-4-3		4	1	1	2	0	0	3											
Inning Stats	R: 0 E: 0 K: 0 S: 5	H: 1 LOB: 1 BB: 0 P: 12	R: 0 E: 0 K: 1 S: 11	H: 0 LOB: 1 BB: 1 P: 17	R: 0 E: 0 K: 1 S: 10	H: 0 LOB: 0 BB: 0 P: 12	R: 0 E: 1 K: 1 S: 8	H: 0 LOB: 0 BB: 0 P: 13	R: 6 E: 0 K: 1 S: 25	H: 5 LOB: 1 BB: 1 P: 42	R: 0 E: 0 K: 0 S: 6	H: 0 LOB: 0 BB: 1 P: 13	R: 5 E: 2 K: 1 S: 33	H: 5 LOB: 2 BB: 0 P: 46	R: 1 E: 0 K: 1 S: 14	H: 2 LOB: 1 BB: 0 P: 20		1B: 9 2B: 3 3B: 0 HR: 1	SF: 0 SAC: 0 DP: 2 HBP: 0	WP: 2 PB: 0 SB: 0 CS: 0	PA: 42						
PITCHER	IP	WLS	BF	H	R	ER	SO	BB	IBB	HBP	BLK	WP	HR	S	P	ERA	WHIP										
59 Carlos Carrasco, R ERA: 3.36	4.1	L	20	5	5	5	3	2	0	0	0	1	1	12	19	13.50	1.500										
Nick Goody, R ERA: 0.43	0.2		4	1	1	1	1	0	0	0	0	0	0	6	13	0.00	1.000										
48 Boone Logan, L ERA: 2.38	1.0		3	0	0	0	0	1	0	0	0	0	0	23	29	27.00	12.000										
61 Dan Otero, R ERA: 3.8	0.1		6	4	5	1	0	0	0	0	0	0	0	24	37	5.40	1.800										
31 Danny Salazar, R ERA: 5.4	1.2		9	3	1	1	2	0	0	0	0	1	0	24	37	5.40	1.800										

Batter	1	2	3	4	5	6	7	8	9	AB	R	H	RBI	BB	SO	LOB	TOP					
7 Tim Anderson, R OBP: 0.284, SLG: 0.390										5	1	2	0	0	1	1	Chicago White Sox @ Cleveland Indians Progressive Field, Cleveland, OH Sat Jun 10 2017, 7:16 PM - 10:15 PM EDT Att: 31,753 - Partly Cloudy - 85 F					
53 Melky Cabrera, S OBP: 0.316, SLG: 0.379										5	0	3	1	0	0	1						
79 José Abreu, R OBP: 0.337, SLG: 0.470										3	1	2	0	0	1	0						
26 Avisail García, R OBP: 0.373, SLG: 0.550										3	1	2	0	0	1	0						
21 Todd Frazier, R OBP: 0.319, SLG: 0.425										3	0	1	0	1	0	3						
24 Matt Davidson, R OBP: 0.293, SLG: 0.480										3	0	1	2	1	0	3						
39 Alen Hanson, S OBP: 0.220, SLG: 0.263										0	1	0	0	0	0	0						
5 Yolmer Sánchez, S OBP: 0.345, SLG: 0.449										4	0	2	0	0	0	4						
36 Kevan Smith, R OBP: 0.230, SLG: 0.310										3	0	0	1	0	0	2						
28 Leury García, S OBP: 0.344, SLG: 0.458										4	1	0	0	0	0	2						
Inning Stats	R: 3 E: 0 K: 0 S: 18	H: 4 LOB: 1 BB: 0 P: 26	R: 1 E: 1 K: 0 S: 12	H: 2 LOB: 2 BB: 0 P: 16	R: 0 E: 0 K: 0 S: 9	H: 3 LOB: 2 BB: 0 P: 17	R: 0 E: 0 K: 0 S: 7	H: 0 LOB: 0 BB: 0 P: 10	R: 0 E: 0 K: 0 S: 12	H: 2 LOB: 2 BB: 1 P: 20	R: 0 E: 0 K: 1 S: 10	H: 0 LOB: 0 BB: 0 P: 14	R: 1 E: 0 K: 0 S: 5	H: 1 LOB: 1 BB: 1 P: 11	R: 0 E: 0 K: 1 S: 8	H: 1 LOB: 0 BB: 0 P: 10	1B: 11 2B: 4 3B: 0 HR: 0	SF: 1 SAC: 0 DP: 2 HBP: 1	WP: 0 PB: 0 CS: 1	PA: 39		
PITCHER	IP WLS BF H R ER SO BB IBB HBP BLK WP HR S P ERA WHIP	IP WLS BF H R ER SO BB IBB HBP BLK WP HR S P ERA WHIP	IP WLS BF H R ER SO BB IBB HBP BLK WP HR S P ERA WHIP	IP WLS BF H R ER SO BB IBB HBP BLK WP HR S P ERA WHIP	IP WLS BF H R ER SO BB IBB HBP BLK WP HR S P ERA WHIP	IP WLS BF H R ER SO BB IBB HBP BLK WP HR S P ERA WHIP	IP WLS BF H R ER SO BB IBB HBP BLK WP HR S P ERA WHIP	IP WLS BF H R ER SO BB IBB HBP BLK WP HR S P ERA WHIP	IP WLS BF H R ER SO BB IBB HBP BLK WP HR S P ERA WHIP	IP WLS BF H R ER SO BB IBB HBP BLK WP HR S P ERA WHIP	IP WLS BF H R ER SO BB IBB HBP BLK WP HR S P ERA WHIP	IP WLS BF H R ER SO BB IBB HBP BLK WP HR S P ERA WHIP	IP WLS BF H R ER SO BB IBB HBP BLK WP HR S P ERA WHIP	IP WLS BF H R ER SO BB IBB HBP BLK WP HR S P ERA WHIP	IP WLS BF H R ER SO BB IBB HBP BLK WP HR S P ERA WHIP	IP WLS BF H R ER SO BB IBB HBP BLK WP HR S P ERA WHIP	IP WLS BF H R ER SO BB IBB HBP BLK WP HR S P ERA WHIP					
43 Josh Tomlin, R ERA: 5.73	1.1	4	0	0	0	0	0	0	0	0	9	15	0.00	0.000								
61 Dan Otero, R ERA: 2.92	1.0	5	2	0	0	0	1	0	0	0	12	20	0.00	3.000								
Nick Goody, R ERA: 1.13	2.0	7	1	0	0	1	0	0	0	0	18	26	0.00	0.500								
34 Zach McAllister, R ERA: 3.04	2.0	7	2	1	1	1	1	0	0	0	13	21	4.50	1.500								
27 Bryan Shaw, R ERA: 2.51																						
Batter	1	2	3	4	5	6	7	8	9	AB	R	H	RBI	BB	SO	LOB	BOTTOM					
22 Jason Kipnis, L OBP: 0.265, SLG: 0.393										4	0	0	0	0	1	1	Chicago White Sox @ Cleveland Indians Progressive Field, Cleveland, OH Sat Jun 10 2017, 7:16 PM - 10:15 PM EDT Att: 31,753 - Partly Cloudy - 85 F					
12 Francisco Lindor, S OBP: 0.324, SLG: 0.496										3	0	0	0	1	0	1						
23 Michael Brantley, L OBP: 0.356, SLG: 0.426										4	1	1	0	0	1	1						
41 Carlos Santana, S OBP: 0.319, SLG: 0.404										4	1	1	1	0	2	2						
10 Edwin Encarnación, R OBP: 0.351, SLG: 0.446										4	1	2	2	0	1	0						
11 José Ramírez, S OBP: 0.350, SLG: 0.481										3	0	0	0	1	0	1						
26 Austin Jackson, R OBP: 0.342, SLG: 0.484										2	0	0	0	0	1	1						
Bradley Zimmer, L OBP: 0.328, SLG: 0.517										2	0	0	0	0	1	0						
7 Yan Gomes, R OBP: 0.326, SLG: 0.402										3	0	0	0	0	2	0						
99 Daniel Robertson, R OBP: 0.326, SLG: 0.381										2	0	1	0	0	0	0						
8 Lonnie Chisenhall, L OBP: 0.345, SLG: 0.550										1	0	0	0	0	0	0						
Inning Stats	R: 0 E: 0 K: 0 S: 7	H: 0 LOB: 0 BB: 0 P: 9	R: 0 E: 0 K: 2 S: 10	H: 0 LOB: 1 BB: 1 P: 20	R: 0 E: 1 K: 1 S: 10	H: 1 LOB: 1 BB: 0 P: 17	R: 2 E: 0 K: 1 S: 11	H: 2 LOB: 0 BB: 0 P: 16	R: 0 E: 0 K: 0 S: 7	H: 0 LOB: 0 BB: 0 P: 9	R: 1 E: 0 K: 0 S: 12	H: 2 LOB: 1 BB: 0 P: 16	R: 0 E: 0 K: 1 S: 5	H: 0 LOB: 0 BB: 0 P: 7	R: 0 E: 0 K: 3 S: 11	H: 0 LOB: 1 BB: 1 P: 17	R: 0 E: 0 K: 1 S: 9	H: 0 LOB: 0 BB: 0 P: 12	1B: 1 2B: 2 3B: 0 HR: 2	SF: 0 SAC: 0 DP: 0 HBP: 0	WP: 1 PB: 1 CS: 0	PA: 34
PITCHER	IP WLS BF H R ER SO BB IBB HBP BLK WP HR S P ERA WHIP	IP WLS BF H R ER SO BB IBB HBP BLK WP HR S P ERA WHIP	IP WLS BF H R ER SO BB IBB HBP BLK WP HR S P ERA WHIP	IP WLS BF H R ER SO BB IBB HBP BLK WP HR S P ERA WHIP	IP WLS BF H R ER SO BB IBB HBP BLK WP HR S P ERA WHIP	IP WLS BF H R ER SO BB IBB HBP BLK WP HR S P ERA WHIP	IP WLS BF H R ER SO BB IBB HBP BLK WP HR S P ERA WHIP	IP WLS BF H R ER SO BB IBB HBP BLK WP HR S P ERA WHIP	IP WLS BF H R ER SO BB IBB HBP BLK WP HR S P ERA WHIP	IP WLS BF H R ER SO BB IBB HBP BLK WP HR S P ERA WHIP	IP WLS BF H R ER SO BB IBB HBP BLK WP HR S P ERA WHIP	IP WLS BF H R ER SO BB IBB HBP BLK WP HR S P ERA WHIP	IP WLS BF H R ER SO BB IBB HBP BLK WP HR S P ERA WHIP	IP WLS BF H R ER SO BB IBB HBP BLK WP HR S P ERA WHIP	IP WLS BF H R ER SO BB IBB HBP BLK WP HR S P ERA WHIP	IP WLS BF H R ER SO BB IBB HBP BLK WP HR S P ERA WHIP	IP WLS BF H R ER SO BB IBB HBP BLK WP HR S P ERA WHIP					
64 David Holmberg, L ERA: 2.74	0.1	H	1	0	0	0	0	0	0	0	4	7	0.00	0.000								
43 Dan Jennings, L ERA: 4.26	0.1	H	2	1	1	0	0	0	0	0	1	3	27.00	3.000								
34 Anthony Swarzak, R ERA: 2.6	1.1	H	5	1	0	0	1	0	0	0	10	13	0.00	0.750								
30 David Robertson, R ERA: 3.09	2.0	S	7	0	0	0	4	1	0	0	20	29	0.00	0.500								
Batter	1	2	3	4	5	6	7	8	9	AB	R	H	RBI	BB	SO	LOB	TOP					
7 Tim Anderson, R OBP: 0.284, SLG: 0.390										5	1	2	0	0	1	1	Chicago White Sox @ Cleveland Indians Progressive Field, Cleveland, OH Sat Jun 10 2017, 7:16 PM - 10:15 PM EDT Att: 31,753 - Partly Cloudy - 85 F					
53 Melky Cabrera, S OBP: 0.316, SLG: 0.379										5	0	3	1	0	0	1						
79 José Abreu, R OBP: 0.337, SLG: 0.470										3	1	2	0	0	1	0						
26 Avisail García, R OBP: 0.373, SLG: 0.550										3	1	2	0	0	1	0						
21 Todd Frazier, R OBP: 0.319, SLG: 0.425										3	0	1	0	1	0	3						
24 Matt Davidson, R OBP: 0.293, SLG: 0.480										3	0	1	2	1	0	3						
39 Alen Hanson, S OBP: 0.220, SLG: 0.263										0	1											

Batter	1	2	3	4	5	6	7	8	9	AB	R	H	RBI	BB	SO	LOB	TOP	
28 Leury García, S OBP: 0.349, SLG: 0.461 61 Willy García, R OBP: 0.278, SLG: 0.375	G1-4-3		1B		1B		P3			3	0	2	0	0	0	0	Chicago White Sox @ Cleveland Indians Progressive Field, Cleveland, OH Sun Jun 11 2017, 1:15 PM - 4:27 PM EDT Att: 26,611 - Sunny - 86 F	
53 Melky Cabrera, S OBP: 0.319, SLG: 0.376	L7		BB		CS		K			2	0	0	0	2	1			
79 José Abreu, R OBP: 0.336, SLG: 0.464	G4-3		G4-6-3							3	1	0	0	0	0			
26 Avisail García, R OBP: 0.371, SLG: 0.549		F9		G6-3			HBP			4	1	1	0	0	1			
21 Todd Frazier, R OBP: 0.327, SLG: 0.438	E9		1B		1B		2B			4	0	3	2	0	1			
5 Yolmer Sánchez, S OBP: 0.349, SLG: 0.451		1B		F8			2B			4	0	2	0	0	1			
7 Tim Anderson, R OBP: 0.279, SLG: 0.383		1B		K			K			4	0	0	0	0	4			
38 Omar Narváez, L OBP: 0.345, SLG: 0.263 36 Kevan Smith, R OBP: 0.224, SLG: 0.301	F7				G4-3		G6-3		G5-3	2	0	0	0	0	0	2		
24 Matt Davidson, R OBP: 0.287, SLG: 0.471			P3				K			3	0	0	0	0	2			
Inning Stats	R: 0 E: 0 K: 10 S: 10	H: 0 LOB: 0 BB: 0 P: 14	R: 0 E: 1 K: 1 S: 14	H: 2 LOB: 2 BB: 0 P: 18	R: 0 E: 0 K: 0 S: 7	H: 1 LOB: 1 BB: 1 P: 13	R: 0 E: 0 K: 1 S: 10	H: 1 LOB: 0 BB: 0 P: 13	R: 2 E: 0 K: 3 S: 15	H: 2 LOB: 1 BB: 0 P: 23	R: 0 E: 0 K: 1 S: 7	H: 0 LOB: 0 BB: 0 P: 13	R: 0 E: 0 K: 2 S: 11	H: 1 LOB: 1 BB: 0 P: 16	1B: 6 2B: 2 3B: 0 HR: 0	SF: 0 SAC: 0 DP: 2 HBP: 1		WP: 0 PB: 0 SB: 0 CS: 1
PITCHER	IP WLS BF H R ER SO BB IBB HBP BLK WP HR S P ERA WHIP																	
59 Carlos Carrasco, R ERA: 3.36 24 Andrew Miller, L ERA: 0.29 27 Bryan Shaw, R ERA: 2.43 37 Cody Allen, R ERA: 2.19	5.1 W 23 7 2 2 4 1 0 1 0 0 0 0 56 85 3.38 1.500																	
Batter	1	2	3	4	5	6	7	8	9	AB	R	H	RBI	BB	SO	LOB	BOTTOM	
99 Daniel Robertson, R OBP: 0.327, SLG: 0.378 8 Lonnie Chisholm, L OBP: 0.342, SLG: 0.554	K		1B		G5-3		F8			3	0	1	0	0	1	1	Chicago White Sox @ Cleveland Indians Progressive Field, Cleveland, OH Sun Jun 11 2017, 1:15 PM - 4:27 PM EDT Att: 26,611 - Sunny - 86 F	
12 Francisco Lindor, S OBP: 0.323, SLG: 0.496	K		G2		L7		2B			4	0	1	1	0	1			
23 Michael Brantley, L OBP: 0.350, SLG: 0.416	P5		G6-3		G4-3		K			4	0	0	0	0	1			
41 Carlos Santana, S OBP: 0.315, SLG: 0.397	G5-3		G5-3		K		K			4	0	0	0	0	2			
10 Edwin Encarnación, R OBP: 0.354, SLG: 0.449	1B		1B		G1-3		F9			3	1	1	0	1	0			
11 José Ramírez, S OBP: 0.344, SLG: 0.472	F8		1B		FC4-6		P4		F7	4	1	0	0	0	0	2		
26 Austin Jackson, R OBP: 0.360, SLG: 0.492 Bradley Zimmer, L OBP: 0.333, SLG: 0.508	BB		1B		1B		BB		K	1	1	0	0	1	1	0		
55 Roberto Pérez, R OBP: 0.222, SLG: 0.167	1B		L8		G1-3		G1-3			3	0	1	1	0	0	3		
9 Erik González, R OBP: 0.333, SLG: 0.389	G4-3		1B		1B		E9			3	1	2	1	0	0	2		
Inning Stats	R: 0 E: 0 K: 2 S: 10	H: 0 LOB: 0 BB: 0 P: 13	R: 1 E: 0 K: 0 S: 15	H: 2 LOB: 1 BB: 1 P: 29	R: 0 E: 0 K: 0 S: 5	H: 1 LOB: 1 BB: 1 P: 7	R: 2 E: 0 K: 0 S: 15	H: 2 LOB: 1 BB: 1 P: 29	R: 0 E: 0 K: 1 S: 9	H: 0 LOB: 0 BB: 0 P: 17	R: 0 E: 0 K: 0 S: 14	H: 0 LOB: 1 BB: 1 P: 25	R: 1 E: 1 K: 2 S: 13	H: 2 LOB: 1 BB: 0 P: 19	1B: 4 2B: 3 3B: 0 HR: 0	SF: 0 SAC: 0 DP: 0 HBP: 0		WP: 3 PB: 0 SB: 1 CS: 0
PITCHER	IP WLS BF H R ER SO BB IBB HBP BLK WP HR S P ERA WHIP																	
62 Jose Quintana, L ERA: 5.3 54 Chris Beck, R ERA: 3.47 48 Tommy Kahnle, R ERA: 1.48 63 Gregory Infante, R ERA: 4.2	5.0 L 22 5 3 3 3 2 0 0 0 0 0 0 19 33 6.75 1.500																	

Batter	1	2	3	4	5	6	7	8	9	AB	R	H	RBI	BB	SO	LOB	TOP				
26 Chase Utley, L OBP: 0.350, SLG: 0.417	G4-3	G3-1			K		L9	K		3	0	0	0	0	1	0	Los Angeles Dodgers @ Cleveland Indians Progressive Field, Cleveland, OH Tue Jun 13 2017, 7:11 PM - 10:38 PM EDT Att: 22,171 - Partly Cloudy - 81 F				
14 Enrique Hernández, R (7, PH) OBP: 0.297, SLG: 0.413			G4-3		F8		F8		1B	5	1	2	0	0	0						
5 Corey Seager, L OBP: 0.388, SLG: 0.472	1B				G6-3				1B	5	1	2	0	0	1						
10 Justin Turner, R OBP: 0.455, SLG: 0.506	L8				K				1B	4	2	3	4	1	1						
35 Cody Bellinger, L OBP: 0.335, SLG: 0.630					K				HR	5	0	1	0	0	2	4					
9 Yasmani Grandal, S OBP: 0.322, SLG: 0.438	G3				F8				K	4	2	1	0	1	2	1					
3 Chris Taylor, R OBP: 0.383, SLG: 0.490					G4-3				K	2	0	1	0	1	2	1					
11 Logan Forsythe, R OBP: 0.339, SLG: 0.263					K				K	2	0	1	0	3	1	1					
31 Joc Pederson, L OBP: 0.305, SLG: 0.303					FC4-6				BB	4	0	0	0	1	0	4					
66 Yasiel Puig, R OBP: 0.313, SLG: 0.418					FC5-4				G5-3	4	1	2	2	0	1	4					
Inning Stats	R: 0 E: 0 K: 0 S: 9	H: 1 LOB: 2 BB: 1 P: 15	R: 2 E: 0 K: 1 S: 12	H: 2 LOB: 0 BB: 0 P: 21	R: 0 E: 0 K: 1 S: 11	H: 1 LOB: 1 BB: 0 P: 19	R: 0 E: 0 K: 0 S: 13	H: 1 LOB: 0 BB: 2 P: 20	R: 0 E: 0 K: 3 S: 13	H: 0 LOB: 3 BB: 2 P: 24	R: 0 E: 0 K: 1 S: 7	H: 0 LOB: 0 BB: 0 P: 15	R: 2 E: 1 K: 1 S: 15	H: 3 LOB: 2 BB: 2 P: 29	R: 3 E: 0 K: 2 S: 14	H: 3 LOB: 1 BB: 1 P: 23	1B: 8 2B: 0 3B: 0 HR: 3	SF: 0 SAC: 0 DP: 0 HBP: 0	WP: 0 PB: 0 SB: 2 CS: 0	PA: 44	
PITCHER	IP WLS BF H R ER SO BB IBB HBP BLK WP HR S P ERA WHIP	IP WLS BF H R ER SO BB IBB HBP BLK WP HR S P ERA WHIP	IP WLS BF H R ER SO BB IBB HBP BLK WP HR S P ERA WHIP	IP WLS BF H R ER SO BB IBB HBP BLK WP HR S P ERA WHIP	IP WLS BF H R ER SO BB IBB HBP BLK WP HR S P ERA WHIP	IP WLS BF H R ER SO BB IBB HBP BLK WP HR S P ERA WHIP	IP WLS BF H R ER SO BB IBB HBP BLK WP HR S P ERA WHIP	IP WLS BF H R ER SO BB IBB HBP BLK WP HR S P ERA WHIP	IP WLS BF H R ER SO BB IBB HBP BLK WP HR S P ERA WHIP	IP WLS BF H R ER SO BB IBB HBP BLK WP HR S P ERA WHIP	IP WLS BF H R ER SO BB IBB HBP BLK WP HR S P ERA WHIP	IP WLS BF H R ER SO BB IBB HBP BLK WP HR S P ERA WHIP	IP WLS BF H R ER SO BB IBB HBP BLK WP HR S P ERA WHIP	IP WLS BF H R ER SO BB IBB HBP BLK WP HR S P ERA WHIP	IP WLS BF H R ER SO BB IBB HBP BLK WP HR S P ERA WHIP	IP WLS BF H R ER SO BB IBB HBP BLK WP HR S P ERA WHIP	IP WLS BF H R ER SO BB IBB HBP BLK WP HR S P ERA WHIP	IP WLS BF H R ER SO BB IBB HBP BLK WP HR S P ERA WHIP	IP WLS BF H R ER SO BB IBB HBP BLK WP HR S P ERA WHIP	IP WLS BF H R ER SO BB IBB HBP BLK WP HR S P ERA WHIP	IP WLS BF H R ER SO BB IBB HBP BLK WP HR S P ERA WHIP

Batter	1	2	3	4	5	6	7	8	9	AB	R	H	RBI	BB	SO	LOB	BOTTOM					
22 Jason Kipnis, L OBP: 0.269, SLG: 0.405	G4-3		G4-3		G4-3		G4-3		K	5	0	2	0	0	1	1	Los Angeles Dodgers @ Cleveland Indians Progressive Field, Cleveland, OH Tue Jun 13 2017, 7:11 PM - 10:38 PM EDT Att: 22,171 - Partly Cloudy - 81 F					
12 Francisco Lindor, S OBP: 0.318, SLG: 0.487	G6-3		G4-3		G6-3		G3			4	0	0	0	0	3							
23 Michael Brantley, L OBP: 0.353, SLG: 0.417	P5						G5-3			3	0	1	1	1	0	1						
41 Carlos Santana, S OBP: 0.310, SLG: 0.391	L4		G4-3		P3		L8			4	0	0	0	0	4							
10 Edwin Encarnación, R OBP: 0.352, SLG: 0.443			K		K				F8	3	0	0	0	1	2	0						
11 José Ramírez, S OBP: 0.339, SLG: 0.464			G6-3		G5-3		K		K	4	0	0	0	0	2	1						
26 Austin Jackson, R OBP: 0.359, SLG: 0.485					L8		G5-4-3			3	0	1	0	0	0	1						
Bradley Zimmer, L (9, PH) OBP: 0.343, SLG: 0.516									HR	1	1	1	0	0	0	0						
55 Roberto Pérez, R OBP: 0.226, SLG: 0.213			G6-3				K		K	3	1	1	1	0	1	1						
8 Lonnie Chisenhall, L (9, PH) OBP: 0.339, SLG: 0.578									HR	1	1	0	0	0	1	1						
99 Daniel Robertson, R OBP: 0.340, SLG: 0.469					G4-3		G5-3		HR	4	2	2	3	0	0	0						
Inning Stats	R: 0 E: 0 K: 0 S: 5	H: 1 LOB: 1 BB: 0 P: 9	R: 0 E: 0 K: 1 S: 17	H: 1 LOB: 0 BB: 0 P: 25	R: 1 E: 0 K: 0 S: 9	H: 2 LOB: 0 BB: 0 P: 16	R: 0 E: 0 K: 1 S: 5	H: 0 LOB: 0 BB: 0 P: 6	R: 1 E: 0 K: 0 S: 13	H: 2 LOB: 2 BB: 1 P: 24	R: 0 E: 0 K: 1 S: 5	H: 0 LOB: 0 BB: 1 P: 9	R: 0 E: 0 K: 1 S: 8	H: 0 LOB: 0 BB: 0 P: 12	R: 0 E: 0 K: 0 S: 8	H: 0 LOB: 0 BB: 0 P: 12	R: 3 E: 0 K: 3 S: 23	H: 2 LOB: 0 BB: 0 P: 32	1B: 3 2B: 3 3B: 0 HR: 2	SF: 0 SAC: 0 DP: 1 HBP: 0	WP: 1 PB: 1 SB: 0 CS: 0	PA: 37
PITCHER	IP WLS BF H R ER SO BB IBB HBP BLK WP HR S P ERA WHIP	IP WLS BF H R ER SO BB IBB HBP BLK WP HR S P ERA WHIP	IP WLS BF H R ER SO BB IBB HBP BLK WP HR S P ERA WHIP	IP WLS BF H R ER SO BB IBB HBP BLK WP HR S P ERA WHIP	IP WLS BF H R ER SO BB IBB HBP BLK WP HR S P ERA WHIP	IP WLS BF H R ER SO BB IBB HBP BLK WP HR S P ERA WHIP	IP WLS BF H R ER SO BB IBB HBP BLK WP HR S P ERA WHIP	IP WLS BF H R ER SO BB IBB HBP BLK WP HR S P ERA WHIP	IP WLS BF H R ER SO BB IBB HBP BLK WP HR S P ERA WHIP	IP WLS BF H R ER SO BB IBB HBP BLK WP HR S P ERA WHIP	IP WLS BF H R ER SO BB IBB HBP BLK WP HR S P ERA WHIP	IP WLS BF H R ER SO BB IBB HBP BLK WP HR S P ERA WHIP	IP WLS BF H R ER SO BB IBB HBP BLK WP HR S P ERA WHIP	IP WLS BF H R ER SO BB IBB HBP BLK WP HR S P ERA WHIP	IP WLS BF H R ER SO BB IBB HBP BLK WP HR S P ERA WHIP	IP WLS BF H R ER SO BB IBB HBP BLK WP HR S P ERA WHIP	IP WLS BF H R ER SO BB IBB HBP BLK WP HR S P ERA WHIP	IP WLS BF H R ER SO BB IBB HBP BLK WP HR S P ERA WHIP	IP WLS BF H R ER SO BB IBB HBP BLK WP HR S P ERA WHIP	IP WLS BF H R ER SO BB IBB HBP BLK WP HR S P ERA WHIP	IP WLS BF H R ER SO BB IBB HBP BLK WP HR S P ERA WHIP	



Batter	1	2	3	4	5	6	7	8	9	AB	R	H	RBI	BB	SO	LOB	TOP										
26 Chase Utley, L OBP: 0.343, SLG: 0.408 14 Enrique Hernández, R (8, PH) OBP: 0.309, SLG: 0.504										3	0	0	0	0	1	1	Los Angeles Dodgers @ Cleveland Indians Progressive Field, Cleveland, OH Wed Jun 14 2017, 8:01 PM - 11:35 PM EDT Att: 21,051 - Partly Cloudy - 73 F										
5 Corey Seager, L OBP: 0.388, SLG: 0.470										5	1	2	0	0	3	0											
10 Justin Turner, R OBP: 0.453, SLG: 0.506										4	1	1	0	1	0	2											
35 Cody Bellinger, L OBP: 0.332, SLG: 0.615										4	1	0	0	1	2	3											
9 Yasmani Grandal, S OBP: 0.321, SLG: 0.431										3	1	0	1	1	1	3											
3 Chris Taylor, R OBP: 0.386, SLG: 0.497										4	1	2	2	0	1	0											
11 Logan Forsythe, R OBP: 0.336, SLG: 0.255										3	0	0	0	1	1	2											
31 Joc Pederson, L OBP: 0.311, SLG: 0.304										3	0	1	1	0	0	2											
66 Yasiel Puig, R OBP: 0.311, SLG: 0.415										4	0	1	0	0	2	1											
Inning Stats	R: 0 E: 0 K: 2 S: 9	H: 0 LOB: 0 BB: 0 P: 14	R: 2 E: 0 K: 0 S: 19	H: 3 LOB: 1 BB: 1 P: 28	R: 0 E: 0 K: 1 S: 8	H: 0 LOB: 0 BB: 0 P: 12	R: 0 E: 0 K: 1 S: 8	H: 0 LOB: 1 BB: 0 P: 14	R: 0 E: 0 K: 3 S: 11	H: 1 LOB: 1 BB: 0 P: 16	R: 0 E: 0 K: 2 S: 7	H: 0 LOB: 0 BB: 0 P: 10	R: 4 E: 0 K: 0 S: 19	H: 3 LOB: 2 BB: 3 P: 34	R: 0 E: 0 K: 1 S: 14	H: 2 LOB: 2 BB: 0 P: 22		1B: 6 2B: 2 3B: 0 HR: 1	SF: 0 SAC: 0 DP: 0 HBP: 1	WP: 0 PB: 0 SB: 3 CS: 1	PA: 41						
PITCHER	IP	WLS	BF	H	R	ER	SO	BB	IBB	HBP	BLK	WP	HR	S	P	ERA	WHIP										
28 Corey Kluber, R ERA: 4.15	7.0		26	4	2	2	10	1	0	1	0	0	0	71	106	2.57	0.714										
24 Andrew Miller, L ERA: 1.8	0.2	L	6	2	4	4	0	2	0	0	0	0	1	13	24	54.00	6.000										
34 Zach McAllister, R ERA: 2.96	0.2		5	2	0	0	1	1	0	0	0	0	0	14	22	0.00	4.500										
57 Kyle Crockett, L ERA: 27.0	0.0		1	1	0	0	0	0	0	0	0	0	0	4	6	∞	∞										
61 Dan Otero, R ERA: 3.55	0.2		2	0	0	0	0	0	0	0	0	0	0	2	4	0.00	0.000										

Batter	1	2	3	4	5	6	7	8	9	AB	R	H	RBI	BB	SO	LOB	BOTTOM										
Bradley Zimmer, L OBP: 0.342, SLG: 0.508 99 Daniel Robertson, R (8, PH) OBP: 0.327, SLG: 0.451										3	1	1	0	0	0	0	Los Angeles Dodgers @ Cleveland Indians Progressive Field, Cleveland, OH Wed Jun 14 2017, 8:01 PM - 11:35 PM EDT Att: 21,051 - Partly Cloudy - 73 F										
12 Francisco Lindor, S OBP: 0.321, SLG: 0.492										4	1	2	0	0	0	0											
23 Michael Brantley, L OBP: 0.360, SLG: 0.432										2	1	2	2	1	0	0											
41 Carlos Santana, S OBP: 0.305, SLG: 0.384										4	0	0	0	0	0	4											
10 Edwin Encarnación, R (1, 10)										3	0	1	1	1	0	1											
11 José Ramírez, S OBP: 0.341, SLG: 0.482										4	1	2	1	0	0	1											
8 Lonnie Chisenhall, L OBP: 0.329, SLG: 0.557										4	0	0	0	0	0	3											
7 Yan Gomes, R OBP: 0.324, SLG: 0.392										3	0	0	0	1	0	0											
9 Erik González, R OBP: 0.273, SLG: 0.318										4	0	0	0	0	2	1											
Inning Stats	R: 0 E: 0 K: 0 S: 14	H: 1 LOB: 1 BB: 0 P: 22	R: 0 E: 0 K: 0 S: 6	H: 0 LOB: 0 BB: 1 P: 14	R: 0 E: 0 K: 0 S: 4	H: 0 LOB: 0 BB: 0 P: 9	R: 0 E: 0 K: 0 S: 14	H: 0 LOB: 1 BB: 1 P: 21	R: 0 E: 0 K: 0 S: 7	H: 0 LOB: 0 BB: 0 P: 11	R: 1 E: 0 K: 0 S: 12	H: 2 LOB: 1 BB: 0 P: 18	R: 1 E: 0 K: 1 S: 16	H: 1 LOB: 1 BB: 1 P: 25	R: 2 E: 0 K: 0 S: 18	H: 4 LOB: 2 BB: 0 P: 24		R: 0 E: 0 K: 1 S: 11	H: 0 LOB: 0 BB: 0 P: 14	1B: 3 2B: 4 3B: 0 HR: 1	SF: 1 SAC: 0 DP: 1 HBP: 0	WP: 0 PB: 0 SB: 1 CS: 0	PA: 37				
PITCHER	IP	WLS	BF	H	R	ER	SO	BB	IBB	HBP	BLK	WP	HR	S	P	ERA	WHIP										
38 Brandon McCarthy, R ERA: 3.14	5.1		20	3	1	1	0	2	0	0	0	0	0	54	89	1.69	0.938										
75 Grant Dayton, L ERA: 3.78	0.2	H	2	0	0	0	0	0	0	0	0	0	0	3	6	0.00	0.000										
46 Josh Fields, R ERA: 2.05	1.0	W	5	1	1	1	1	1	0	0	0	0	1	16	25	9.00	2.000										
43 Luis Avilán, L ERA: 3.78	0.2		4	2	2	2	0	0	0	0	0	0	0	10	15	27.00	3.000										
52 Pedro Báez, R ERA: 0.94	0.1	H	3	2	0	0	0	0	0	0	0	0	0	8	9	0.00	6.000										



Batter	1	2	3	4	5	6	7	8	9	AB	R	H	RBI	BB	SO	LOB	TOP								
3 Chris Taylor, R OBP: 0.392, SLG: 0.515										4	1	2	2	1	1	2	Los Angeles Dodgers @ Cleveland Indians Progressive Field, Cleveland, OH Thu Jun 15 2017, 12:12 PM - 3:43 PM EDT Att: 23,339 - Cloudy - 77 F								
5 Corey Seager, L OBP: 0.389, SLG: 0.469										3	0	1	0	0	2	1									
28 Franklin Gutierrez, R OBP: 0.452, SLG: 0.370										1	1	0	0	1	1	0									
10 Justin Turner, R OBP: 0.452, SLG: 0.500										4	0	1	0	0	1	3									
35 Cody Bellinger, L OBP: 0.333, SLG: 0.624										4	1	1	1	1	0	4									
14 Enrique Hernández, R OBP: 0.300, SLG: 0.493										3	0	0	0	0	2	1									
26 Chase Utley, L OBP: 0.341, SLG: 0.406										1	0	0	1	0	0	1									
15 Austin Barnes, R OBP: 0.388, SLG: 0.487										4	0	1	0	0	1	1									
11 Logan Forsythe, R OBP: 0.333, SLG: 0.248										3	0	0	0	1	3	0									
31 Joc Pederson, L OBP: 0.309, SLG: 0.310										4	1	1	0	0	0	2									
66 Yasiel Puig, R OBP: 0.315, SLG: 0.421										4	1	2	1	0	0	0									
Inning Stats	R: 0 H: 0 K: 1 S: 10	H: 0 LOB: 1 BB: 1 P: 20	R: 0 H: 0 K: 2 S: 8	H: 0 LOB: 0 BB: 0 P: 12	R: 0 H: 2 K: 0 S: 8	H: 2 LOB: 2 BB: 0 P: 11	R: 1 H: 1 K: 2 S: 14	H: 1 LOB: 0 BB: 0 P: 20	R: 3 H: 3 K: 2 S: 15	H: 3 LOB: 1 BB: 1 P: 29	R: 0 H: 2 K: 0 S: 13	H: 2 LOB: 2 BB: 1 P: 22	R: 1 H: 0 K: 1 S: 9	H: 0 LOB: 1 BB: 1 P: 18	R: 0 H: 0 K: 1 S: 8	H: 0 LOB: 0 BB: 0 P: 12	R: 0 H: 1 K: 2 S: 9	H: 1 LOB: 0 BB: 0 P: 13	1B: 4 2B: 4 3B: 0 HR: 2	SF: 0 SAC: 0 DP: 1 HBP: 1	WP: 0 PB: 1 SB: 0 CS: 0	PA: 40			
PITCHER	IP	WLS	BF	H	R	ER	SO	BB	IBB	HBP	BLK	WP	HR	S	P	ERA	WHIP								
43 Josh Tomlin, R ERA: 5.83	5.0	W	24	7	4	4	7	2	0	0	0	0	2	60	99	7.20	1.800								
Nick Goody, R ERA: 1.05	1.0		4	1	0	0	0	1	0	0	0	0	0	8	15	0.00	2.000								
57 Kyle Crockett, L ERA: 27.0	0.1		3	0	1	0	0	1	0	1	0	0	0	5	12	27.00	3.000								
27 Bryan Shaw, R ERA: 2.61	0.2		2	0	0	0	1	0	0	0	0	0	0	4	6	0.00	0.000								
34 Zach McAllister, R ERA: 2.75	2.0		7	1	0	0	3	0	0	0	0	0	0	17	25	0.00	0.500								

Batter	1	2	3	4	5	6	7	8	9	AB	R	H	RBI	BB	SO	LOB	BOTTOM									
12 Francisco Lindor, S OBP: 0.319, SLG: 0.486										5	1	1	0	0	1	0	Los Angeles Dodgers @ Cleveland Indians Progressive Field, Cleveland, OH Thu Jun 15 2017, 12:12 PM - 3:43 PM EDT Att: 23,339 - Cloudy - 77 F									
99 Daniel Robertson, R OBP: 0.333, SLG: 0.446										5	1	2	0	0	1	0										
11 José Ramírez, S OBP: 0.346, SLG: 0.489										5	2	3	2	0	0	0										
10 Edwin Encarnación, R OBP: 0.367, SLG: 0.463										3	4	3	1	1	0	0										
41 Carlos Santana, S OBP: 0.307, SLG: 0.382										4	2	1	0	1	0	4										
26 Austin Jackson, R OBP: 0.350, SLG: 0.471									2	0	0	0	0	1	3	Los Angeles Dodgers @ Cleveland Indians Progressive Field, Cleveland, OH Thu Jun 15 2017, 12:12 PM - 3:43 PM EDT Att: 23,339 - Cloudy - 77 F										
8 Lonnie Chisenhall, L OBP: 0.330, SLG: 0.587									3	1	2	5	0	0	1											
55 Roberto Pérez, R OBP: 0.236, SLG: 0.215									4	0	1	2	1	3	1											
Bradley Zimmer, L OBP: 0.351, SLG: 0.500									3	0	1	1	0	1	2											
9 Enik González, R OBP: 0.269, SLG: 0.423									4	1	1	1	0	2	4											
Inning Stats	R: 3 H: 4 K: 1 S: 24	H: 3 LOB: 3 BB: 1 P: 40	R: 2 H: 3 K: 0 S: 14	H: 3 LOB: 0 BB: 0 P: 22	R: 0 H: 0 K: 3 S: 13	H: 0 LOB: 1 BB: 0 P: 17	R: 0 H: 0 K: 0 S: 8	H: 0 LOB: 0 BB: 0 P: 14	R: 3 H: 2 K: 2 S: 21	H: 2 LOB: 0 BB: 1 P: 36	R: 3 H: 4 K: 0 S: 20	H: 4 LOB: 2 BB: 1 P: 35	R: 1 H: 1 K: 2 S: 11	H: 1 LOB: 0 BB: 0 P: 17	R: 0 H: 1 K: 1 S: 15		H: 1 LOB: 0 BB: 0 P: 21	1B: 11 2B: 1 3B: 0 HR: 3	SF: 0 SAC: 0 DP: 0 HBP: 2	WP: 0 PB: 0 SB: 0 CS: 1	PA: 43					
PITCHER	IP	WLS	BF	H	R	ER	SO	BB	IBB	HBP	BLK	WP	HR	S	P		ERA	WHIP								
44 Rich Hill, L ERA: 5.14	4.0	L	23	8	7	7	4	2	0	2	0	0	1	64	105		15.75	2.500								
Ross Stripling, R ERA: 4.0	1.2		11	5	4	4	2	1	0	0	0	0	1	33	53		21.60	3.600								
75 Grant Dayton, L ERA: 3.71	0.1		1	0	0	0	0	0	0	0	0	0	0	3	6		0.00	0.000								
41 Chris Hatcher, R ERA: 4.86	2.0		8	2	1	1	3	0	0	0	0	0	1	26	38	4.50	1.000									

Batter	1	2	3	4	5	6	7	8	9	AB	R	H	RBI	BB	SO	LOB	TOP					
22 Jason Kipnis, L (1,4) OBP: 0.272, SLG: 0.398 9 Enk González, R (8,4) OBP: 0.269, SLG: 0.423										3	1	0	0	1	1	1						
99 Daniel Robertson, R (1,7) OBP: 0.313, SLG: 0.417										4	0	0	0	0	0	2						
12 Francisco Lindor, S (1,6) OBP: 0.324, SLG: 0.496										3	1	1	0	2	0	0						
10 Edwin Encarnación, R (1,10) OBP: 0.368, SLG: 0.473										4	2	1	3	1	0	2						
11 José Ramírez, S (1,5) OBP: 0.325, SLG: 0.502										4	2	3	0	0	1	0						
41 Carlos Santana, S (1,3) OBP: 0.309, SLG: 0.380										4	1	1	0	1	0	2						
7 Yan Gomes, R (1,2) OBP: 0.329, SLG: 0.396										4	1	2	3	0	2	1						
8 Lonnie Chisenhall, L (1,9) OBP: 0.341, SLG: 0.593										4	0	2	2	0	1	2						
26 Austin Jackson, R (1,8) OBP: 0.337, SLG: 0.451 Bradley Zimmer, L (8,PH) OBP: 0.346, SLG: 0.493										3	0	0	0	0	2	3						
										1	0	0	0	0	1	1						
Inning Stats	R: 0 E: 0 K: 0 S: 7	H: 1 LOB: 1 BB: 0 P: 12	R: 1 E: 0 K: 1 S: 8	H: 3 LOB: 1 BB: 0 P: 8	R: 3 E: 0 K: 1 S: 13	H: 2 LOB: 1 BB: 2 P: 24	R: 0 E: 0 K: 1 S: 8	H: 0 LOB: 0 BB: 0 P: 12	R: 4 E: 0 K: 1 S: 10	H: 3 LOB: 1 BB: 2 P: 25	R: 0 E: 0 K: 0 S: 7	H: 0 LOB: 0 BB: 0 P: 14	R: 0 E: 0 K: 2 S: 12	H: 0 LOB: 0 BB: 0 P: 16	R: 0 E: 0 K: 2 S: 10	H: 1 LOB: 1 BB: 0 P: 12	R: 0 E: 0 K: 0 S: 8	H: 0 LOB: 1 BB: 0 P: 12	1B: 5 2B: 4 3B: 0 HR: 1	SF: 0 SAC: 1 DP: 2 HBP: 2	WP: 1 PB: 0 SB: 1 CS: 0	PA: 42
PITCHER	IP WLS BF H R ER SO BB IBB HBP BLK WP HR S P ERA WHIP																					
66 Nik Turley, L (1,1) ERA: 12.46	4.2 L 26 9 8 8 3 3 1 1 0 0 1 43 76 15.43 2.571																					
47 Craig Breslow, L (5,1) ERA: 4.62	2.1 8 0 0 0 3 1 0 0 0 0 0 22 35 0.00 0.429																					
57 Ryan Pressly, R (8,1) ERA: 8.18	2.0 8 1 0 0 2 0 0 1 0 0 1 18 24 0.00 0.500																					

Cleveland Indians @ Minnesota Twins
Target Field, Minneapolis, MN
Fri Jun 16 2017, 7:11 PM - 10:01 PM CDT
Att: 30,563 - Overcast - 78 F

AB 34
R 8
H 10
RBI 8
BB 5
SO 8
LOB 14

Batter	1	2	3	4	5	6	7	8	9	AB	R	H	RBI	BB	SO	LOB	BOTTOM					
2 Brian Dozier, R (1,4) OBP: 0.349, SLG: 0.443										4	0	1	0	0	0	1						
36 Robbie Grossman, S (1,10) OBP: 0.392, SLG: 0.405										4	0	0	0	0	1	1						
7 Joe Mauer, L (1,3) OBP: 0.346, SLG: 0.393										4	0	0	0	0	3	1						
22 Miguel Sanó, R (1,5) OBP: 0.398, SLG: 0.586										3	0	1	0	1	2	0						
26 Max Kepler, L (1,9) OBP: 0.324, SLG: 0.429										4	0	0	0	0	1	3						
11 Jorge Polanco, S (1,6) OBP: 0.300, SLG: 0.351 16 Ehire Adrianza, S (8,PH) OBP: 0.321, SLG: 0.311										2	0	0	0	1	1	1						
21 Jason Castro, L (1,2) OBP: 0.331, SLG: 0.405										3	0	1	0	0	0	1						
25 Byron Buxton, R (1,8) OBP: 0.276, SLG: 0.314										3	0	0	0	0	3							
20 Eddie Rosario, L (1,7) OBP: 0.299, SLG: 0.460										2	1	1	1	1	0	1						
Inning Stats	R: 0 E: 0 K: 2 S: 11	H: 0 LOB: 0 BB: 0 P: 16	R: 0 E: 0 K: 1 S: 9	H: 1 LOB: 2 BB: 1 P: 20	R: 0 E: 0 K: 0 S: 8	H: 0 LOB: 0 BB: 1 P: 15	R: 0 E: 0 K: 2 S: 9	H: 0 LOB: 0 BB: 0 P: 13	R: 0 E: 0 K: 0 S: 7	H: 0 LOB: 0 BB: 0 P: 15	R: 1 E: 0 K: 2 S: 15	H: 3 LOB: 2 BB: 0 P: 22	R: 0 E: 0 K: 0 S: 11	H: 0 LOB: 1 BB: 1 P: 22	R: 0 E: 0 K: 0 S: 7	H: 0 LOB: 0 BB: 0 P: 11	R: 0 E: 0 K: 1 S: 7	H: 0 LOB: 0 BB: 0 P: 9	1B: 3 2B: 1 3B: 0 HR: 1	SF: 0 SAC: 0 DP: 1 HBP: 0	WP: 0 PB: 0 SB: 0 CS: 0	PA: 33
PITCHER	IP WLS BF H R ER SO BB IBB HBP BLK WP HR S P ERA WHIP																					
59 Carlos Carrasco, R (1,1) ERA: 3.21	6.1 W 25 4 1 1 7 3 0 0 0 0 0 64 113 1.42 1.105																					
27 Bryan Shaw, R (7,1) ERA: 2.45	1.2 5 0 0 0 0 0 0 0 0 0 0 13 21 0.00 0.000																					
48 Boone Logan, L (9,1) ERA: 3.77	1.0 3 0 0 0 1 0 0 0 0 0 0 7 9 0.00 0.000																					

Cleveland Indians @ Minnesota Twins
Target Field, Minneapolis, MN
Fri Jun 16 2017, 7:11 PM - 10:01 PM CDT
Att: 30,563 - Overcast - 78 F

AB 30
R 1
H 4
RBI 1
BB 3
SO 8
LOB 12

Batter	1	2	3	4	5	6	7	8	9	AB	R	H	RBI	BB	SO	LOB	TOP					
22 Jason Kipnis, L OBP: 0.281, SLG: 0.414	P5	SH1-3		11 2B	L8		99 CS 1B		E9	5	1	3	0	0	0	2	Cleveland Indians @ Minnesota Twins Target Field, Minneapolis, MN Sat Jun 17 2017, 1:11 PM - 4:31 PM CDT Att: 24,010 - Cloudy - 81 F					
99 Daniel Robertson, R OBP: 0.266, SLG: 0.379	G6-3	G3-1		G6-3	FC6-4		G3		G1-3	6	0	0	0	0	0	7						
11 José Ramírez, S OBP: 0.360, SLG: 0.533	HR	F9		41 G3-1 2B	HR		F8			5	2	3	4	0	0	1						
10 Edwin Encarnación, R OBP: 0.376, SLG: 0.473	26 BB 41 1B			41 G5-3 2B	41 G3-1 BB		F9		1B	2	2	1	0	3	0	0						
41 Carlos Santana, S OBP: 0.310, SLG: 0.378	26 BB 1B	G5-3		G3-1	26 BB FC4-6 BB		L7			4	2	1	0	1	0	4						
26 Austin Jackson, R OBP: 0.345, SLG: 0.446	1B			F9	K		FC4-6 1B		G3	3	0	1	0	1	1	3						
8 Lonnie Chisenhall, L OBP: 0.339, SLG: 0.586	1B									1	0	0	0	0	0	1						
Bradley Zimmer, L OBP: 0.361, SLG: 0.507	55 CS 1B									4	0	2	4	1	1	1						
55 Roberto Pérez, R OBP: 0.223, SLG: 0.202	K									5	0	0	0	0	3	5						
9 Enk González, R OBP: 0.355, SLG: 0.467	99 G3-1 22 SH1-3 1B			22 2B 11 2B 1B	99 FC6-4 BB		G6-3		22 2B 22 E 1B	4	2	3	0	1	0	0						
Inning Stats	R: 3 E: 0 K: 1 S: 20	H: 3 LOB: 2 BB: 2 P: 37	R: 0 E: 0 K: 0 S: 13	H: 1 LOB: 1 BB: 0 P: 18	R: 1 E: 0 K: 1 S: 17	H: 1 LOB: 1 BB: 1 P: 29	R: 2 E: 0 K: 1 S: 11	H: 3 LOB: 2 BB: 1 P: 22	R: 0 E: 0 K: 0 S: 9	H: 0 LOB: 0 BB: 2 P: 18	R: 2 E: 0 K: 1 S: 13	H: 2 LOB: 1 BB: 1 P: 27	R: 0 E: 0 K: 0 S: 11	H: 1 LOB: 0 BB: 0 P: 14	R: 0 E: 0 K: 0 S: 8	H: 1 LOB: 1 BB: 0 P: 9	R: 1 E: 1 K: 1 S: 13	H: 2 LOB: 1 BB: 0 P: 18	1B: 8 2B: 4 3B: 0 HR: 2	SF: 0 SAC: 1 DP: 0 HBP: 0	WP: 0 PB: 0 SB: 1 CS: 1	PA: 47
PITCHER	IP WLS BF H R ER SO BB IBB HBP BLK WP HR S P ERA WHIP																					
39 Adam Wiik, L ERA: 9.0	3.1 L 21 8 6 6 2 3 0 0 0 0 0 1 55 92 16.20 3.300																					
51 Alex Wimmers, R ERA: 4.91	1.2 9 1 1 1 1 3 0 0 0 0 0 1 17 37 5.40 2.400																					
62 Buddy Boshers, L ERA: 1.93	2.0 8 2 1 1 1 1 0 0 0 0 0 0 22 36 4.50 1.500																					
9 Matt Belisle, R ERA: 7.56	2.0 9 3 1 0 1 0 0 0 0 0 0 0 21 27 0.00 1.500																					
Batter	1	2	3	4	5	6	7	8	9	AB	R	H	RBI	BB	SO	LOB	BOTTOM					
2 Brian Dozier, R OBP: 0.347, SLG: 0.440	G4-3		5 1B		L4		K			4	0	1	1	0	1	0	Cleveland Indians @ Minnesota Twins Target Field, Minneapolis, MN Sat Jun 17 2017, 1:11 PM - 4:31 PM CDT Att: 24,010 - Cloudy - 81 F					
5 Eduardo Escobar, S OBP: 0.336, SLG: 0.478	G6-3		22 G6-4-3 1B		G4-3				P5	4	0	1	0	0	0	0						
22 Miguel Sanó, R OBP: 0.396, SLG: 0.580			G6-4-3 1B		K				F8	4	0	1	0	0	1	2						
36 Robbie Grossman, S OBP: 0.384, SLG: 0.399	L9				G5-3		K		K	4	0	0	0	0	2	1						
19 Kennys Vargas, S OBP: 0.268, SLG: 0.454		G5-3			K		G3		G1-3	4	0	0	0	0	1	0						
20 Eddie Rosario, L OBP: 0.307, SLG: 0.463		G1-5-3			25 1B 16 2B 1B				16 DI 1B	3	1	2	0	1	0	0						
25 Byron Buxton, R OBP: 0.275, SLG: 0.312					16 2B 1B				K	4	1	1	0	0	3	2						
16 Ehire Adrianza, S OBP: 0.333, SLG: 0.347					38 FC3-6 1B				L8	4	0	2	2	0	1	1						
38 Chris Gimenez, R OBP: 0.362, SLG: 0.390	FC3-6 2 1B				G5-3					3	1	0	0	0	0	2						
Inning Stats	R: 0 E: 0 K: 0 S: 8	H: 1 LOB: 1 BB: 0 P: 10	R: 0 E: 0 K: 1 S: 7	H: 0 LOB: 0 BB: 0 P: 12	R: 1 E: 1 K: 0 S: 11	H: 3 LOB: 1 BB: 0 P: 16	R: 2 E: 0 K: 1 S: 15	H: 3 LOB: 1 BB: 0 P: 25	R: 0 E: 0 K: 1 S: 9	H: 0 LOB: 0 BB: 0 P: 12	R: 0 E: 0 K: 2 S: 10	H: 0 LOB: 1 BB: 1 P: 19	R: 0 E: 0 K: 2 S: 11	H: 0 LOB: 0 BB: 0 P: 15	R: 0 E: 0 K: 1 S: 8	H: 0 LOB: 0 BB: 0 P: 12		R: 0 E: 0 K: 1 S: 11	H: 1 LOB: 1 BB: 0 P: 15	1B: 7 2B: 1 3B: 0 HR: 0	SF: 0 SAC: 0 DP: 1 HBP: 0	WP: 0 PB: 0 SB: 0 CS: 0
PITCHER	IP WLS BF H R ER SO BB IBB HBP BLK WP HR S P ERA WHIP																					
54 Ryan Merritt, L ERA: 4.5	4.0 7 3 2 2 2 0 0 0 0 0 0 0 19 31 4.50 1.750																					
34 Zach McAllister, R ERA: 2.59	2.0 W 7 0 0 0 3 1 0 0 0 0 0 0 19 31 0.00 0.500																					
27 Bryan Shaw, R ERA: 2.41	1.0 3 0 0 0 2 0 0 0 0 0 0 0 11 15 0.00 0.000																					
61 Dan Otero, R ERA: 3.29	2.0 7 1 0 0 2 0 0 0 0 0 0 0 19 27 0.00 0.500																					

Batter	1	2	3	4	5	6	7	8	9	AB	R	H	RBI	BB	SO	LOB	TOP					
12 Francisco Lindor, S OBP: 0.319, SLG: 0.488	G6-3		F8		P6		F8	G6-3		5	0	0	0	0	0	2						
22 Jason Kipnis, L OBP: 0.275, SLG: 0.409	1B		G4-3		G3-1		K		K	5	1	1	0	0	2	2						
11 José Ramírez, S OBP: 0.369, SLG: 0.546	2B		G3				1B		2B	4	2	3	0	1	0	0						
10 Edwin Encarnación, R OBP: 0.377, SLG: 0.496	K		HR		HR		1B		SF9	4	2	3	5	0	1	2						
8 Lonnie Chisenhall, L OBP: 0.338, SLG: 0.615	F8		BB		F7		K		G4-3	4	0	0	0	1	1	4						
41 Carlos Santana, S OBP: 0.321, SLG: 0.381	K		K		1B		1B			2	0	0	0	2	2	1						
Bradley Zimmer, L OBP: 0.368, SLG: 0.506	K				1B		G3			4	0	2	0	0	1	3						
55 Roberto Pérez, R OBP: 0.278, SLG: 0.216	L8		L8		G3		G5-3		K	4	0	2	0	0	1	0						
99 Daniel Robertson, R OBP: 0.278, SLG: 0.342	L8				G3		G3		G3	4	0	0	0	0	0	5						
Inning Stats	R: 0 E: 0 K: 1 S: 9	H: 2 LOB: 2 BB: 0 P: 16	R: 0 E: 0 K: 2 S: 9	H: 0 LOB: 0 BB: 0 P: 13	R: 0 E: 0 K: 0 S: 6	H: 0 LOB: 0 BB: 0 P: 8	R: 1 E: 0 K: 1 S: 7	H: 1 LOB: 1 BB: 1 P: 17	R: 0 E: 0 K: 0 S: 9	H: 2 LOB: 2 BB: 0 P: 18	R: 2 E: 0 K: 0 S: 13	H: 3 LOB: 3 BB: 2 P: 26	R: 1 E: 0 K: 2 S: 16	H: 2 LOB: 3 BB: 1 P: 26	R: 0 E: 0 K: 1 S: 8	H: 0 LOB: 0 BB: 0 P: 12	R: 1 E: 0 K: 1 S: 11	H: 1 LOB: 0 BB: 0 P: 17	1B: 7 2B: 3 3B: 0 HR: 2	SF: 1 SAC: 0 DP: 2 HBP: 0	WP: 1 PB: 1 SB: 1 CS: 1	PA: 41
PITCHER	IP	WLS	BF	H	R	ER	SO	BB	IBB	HBP	BLK	WP	HR	S	P	ERA	WHIP					
44 Kyle Gibson, R ERA: 6.58	6.0	L	27	8	3	3	4	3	0	0	0	0	2	53	98	4.50	1.833					
21 Tyler Duffey, R ERA: 3.88	0.2		6	2	1	1	2	0	1	0	0	1	0	14	22	13.50	3.000					
55 Taylor Rogers, L ERA: 2.55	1.1		4	0	0	0	1	0	0	0	0	0	0	10	16	0.00	0.000					
27 Brandon Kintzler, R ERA: 3.07	1.0		4	1	1	1	1	0	0	0	0	0	0	11	17	9.00	1.000					

Cleveland Indians @ Minnesota Twins
Target Field, Minneapolis, MN
Sun Jun 18 2017, 1:14 PM - 4:12 PM CDT
Att: 35,039 - Partly Cloudy - 69 F

AB	36
R	5
H	11
RBI	5
BB	4
SO	8
LOB	19



Batter	1	2	3	4	5	6	7	8	9	AB	R	H	RBI	BB	SO	LOB	BOTTOM					
11 Jorge Polanco, S OBP: 0.294, SLG: 0.338	P5		K			P6		P6		4	0	0	0	0	1	1						
21 Jason Castro, L OBP: 0.326, SLG: 0.398										0	0	0	0	0	0	0						
7 Joe Mauer, L OBP: 0.343, SLG: 0.389	F7		G4-3			F7				3	0	0	0	1	0	0						
22 Miguel Sanó, R OBP: 0.384, SLG: 0.559	G5-3		G3		G3		K	F9		4	0	0	0	0	1	2						
26 Max Kepler, L OBP: 0.322, SLG: 0.422		1B			P5		K		G6-3	4	0	1	0	0	1	0						
19 Kennys Vargas, S OBP: 0.276, SLG: 0.446		K			K		HBP		BB	2	1	0	0	1	2	1						
5 Eduardo Escobar, S OBP: 0.344, SLG: 0.486		BB			K		2B		K	3	1	1	1	1	2	1						
20 Eddie Rosario, L OBP: 0.310, SLG: 0.460		1B			K2-3		1B		G3-1	4	0	2	1	0	1	1						
25 Byron Buxton, R OBP: 0.274, SLG: 0.306		G6-3			G5-3					2	0	0	0	0	0	2						
36 Robbie Grossman, R OBP: 0.387, SLG: 0.399								BB		0	0	0	0	1	0	0						
38 Chris Gimenez, R OBP: 0.354, SLG: 0.380								BB		2	0	0	0	0	1	0						
2 Brian Dozier, R OBP: 0.345, SLG: 0.447		F8				K		F9		1	0	0	0	0	0	1						
Inning Stats	R: 0 E: 0 K: 0 S: 7	H: 2 LOB: 0 BB: 0 P: 8	R: 0 E: 0 K: 1 S: 13	H: 2 LOB: 1 BB: 1 P: 21	R: 0 E: 0 K: 1 S: 10	H: 0 LOB: 0 BB: 0 P: 15	R: 0 E: 0 K: 1 S: 10	H: 0 LOB: 0 BB: 0 P: 12	R: 0 E: 0 K: 1 S: 9	H: 0 LOB: 0 BB: 0 P: 15	R: 2 E: 0 K: 2 S: 11	H: 2 LOB: 1 BB: 0 P: 15	R: 0 E: 0 K: 0 S: 8	H: 0 LOB: 2 BB: 2 P: 19	R: 0 E: 0 K: 1 S: 8	H: 0 LOB: 1 BB: 1 P: 15	1B: 3 2B: 1 3B: 0 HR: 0	SF: 0 SAC: 0 DP: 0 HBP: 1	WP: 0 PB: 0 SB: 0 CS: 0	PA: 34		
PITCHER	IP	WLS	BF	H	R	ER	SO	BB	IBB	HBP	BLK	WP	HR	S	P	ERA	WHIP					
47 Trevor Bauer, R ERA: 5.54	7.0	W	26	4	2	2	8	2	0	1	0	0	0	72	105	2.57	0.857					
37 Cody Allen, R ERA: 2.0	1.0	H	4	0	0	0	0	1	0	0	0	0	0	5	12	0.00	1.000					
24 Andrew Miller, L ERA: 1.51	1.0	S	4	0	0	0	1	1	0	0	0	0	0	8	15	0.00	1.000					

Cleveland Indians @ Minnesota Twins
Target Field, Minneapolis, MN
Sun Jun 18 2017, 1:14 PM - 4:12 PM CDT
Att: 35,039 - Partly Cloudy - 69 F

AB	29
R	2
H	4
RBI	2
BB	4
SO	9
LOB	9



Batter	1	2	3	4	5	6	7	8	9	AB	R	H	RBI	BB	SO	LOB	TOP						
12 Francisco Lindor, S OBP: 0.313, SLG: 0.477										6	0	0	0	0	0	7							
22 Jason Kipnis, L OBP: 0.288, SLG: 0.429										3	2	2	1	1	0	0							
9 Enk González, R OBP: 0.333, SLG: 0.438										2	0	0	0	0	1	0							
11 José Ramírez, S OBP: 0.371, SLG: 0.561										6	2	3	0	0	0	1							
10 Edwin Encarnación, R OBP: 0.379, SLG: 0.496										4	4	1	1	2	0	2							
8 Lonnie Chisenhall, L OBP: 0.345, SLG: 0.617										6	1	3	2	0	1	1							
41 Carlos Santana, S OBP: 0.329, SLG: 0.397										2	2	2	3	2	0	0							
99 Daniel Robertson, R OBP: 0.279, SLG: 0.338										1	0	0	0	0	0	1							
7 Yan Gomes, R OBP: 0.325, SLG: 0.389										5	1	2	0	0	1	5							
Bradley Zimmer, L OBP: 0.370, SLG: 0.500										5	0	2	1	0	2	5							
26 Austin Jackson, R OBP: 0.381, SLG: 0.519										4	0	2	3	1	0	2							
Inning Stats	R: 0 H: 1 E: 0 K: 0 S: 12	H: 1 LOB: 1 BB: 0 P: 18	R: 0 H: 0 E: 0 K: 0 S: 6	H: 0 LOB: 0 BB: 1 P: 15	R: 0 H: 0 E: 0 K: 1 S: 12	H: 0 LOB: 0 BB: 0 P: 19	R: 4 H: 4 E: 0 K: 1 S: 21	H: 4 LOB: 2 BB: 1 P: 36	R: 4 H: 5 E: 0 K: 1 S: 17	H: 5 LOB: 2 BB: 1 P: 27	R: 3 H: 3 E: 0 K: 1 S: 14	H: 3 LOB: 2 BB: 2 P: 31	R: 0 H: 1 E: 0 K: 0 S: 12	H: 1 LOB: 1 BB: 0 P: 16	R: 0 H: 2 E: 0 K: 1 S: 14	H: 2 LOB: 3 BB: 1 P: 26	R: 1 H: 1 E: 2 K: 1 S: 18	H: 1 LOB: 2 BB: 0 P: 24	1B: 7 2B: 7 3B: 1 HR: 2	SF: 1 SAC: 0 DP: 1 HBP: 1	WP: 1 PB: 0 CS: 0	PA: 52	
PITCHER	IP: 4.1 WLS: L BF: 22	H: 6 R: 6 ER: 6 SO: 2	BB: 3 IBB: 0 HBP: 1 BLK: 0	WP: 0 HR: 1 S: 58 P: 100	ERA: 12.46 WHIP: 2.077	IP: 0.2 WLS: 10 BF: 6	H: 5 R: 5 ER: 5 SO: 1	BB: 1 IBB: 1 HBP: 0 BLK: 0	WP: 0 HR: 1 S: 16 P: 28	ERA: 67.50 WHIP: 10.500	IP: 3.0 WLS: 14 BF: 4	H: 0 R: 0 ER: 0 SO: 2	BB: 1 IBB: 0 HBP: 0 BLK: 0	WP: 0 HR: 0 S: 34 P: 60	ERA: 0.00 WHIP: 1.667	IP: 1.0 WLS: 6 BF: 1	H: 1 R: 1 ER: 0 SO: 1	BB: 0 IBB: 0 HBP: 0 BLK: 0	WP: 0 HR: 0 S: 18 P: 24	1B: 0 2B: 0 3B: 0 HR: 0	SF: 0 SAC: 0 DP: 0 HBP: 0	WP: 0 PB: 0 CS: 0	PA: 52
37 Dylan Bundy, R ERA: 3.72																							
52 Vidal Núñez, L ERA: 10.43																							
49 Gabriel Ynoa, R ERA: 4.35																							
48 Richard Bleier, L ERA: 1.74																							

Cleveland Indians @ Baltimore Orioles
 Oriole Park at Camden Yards, Baltimore, MD
 Mon Jun 19 2017, 7:34 PM - 10:31 PM EDT
 Att: 13,875 - Overcast - 76 F

AB 44
 R 12
 H 17
 RBI 11
 BB 6
 SO 5
 LOB 24



Batter	1	2	3	4	5	6	7	8	9	AB	R	H	RBI	BB	SO	LOB	BOTTOM	
12 Seth Smith, L OBP: 0.352, SLG: 0.468										3	0	1	0	0	1	0		
23 Joey Rickard, R OBP: 0.292, SLG: 0.358										1	0	0	0	0	1	0		
13 Manny Machado, R OBP: 0.286, SLG: 0.421										3	0	0	0	0	0	1		
36 Caleb Joseph, R OBP: 0.295, SLG: 0.402										1	0	0	0	0	1	0		
10 Adam Jones, R OBP: 0.305, SLG: 0.435										3	0	1	0	0	1	0		
34 Paul Janish, R										1	0	0	0	0	1	0		
45 Mark Trumbo, R OBP: 0.322, SLG: 0.410										3	0	0	0	0	2	1		
16 Trey Mancini, R OBP: 0.347, SLG: 0.567										3	0	0	0	0	1	0		
6 Jonathan Schoop, R OBP: 0.338, SLG: 0.527										3	0	0	0	0	0	0		
29 Wellington Castillo, R OBP: 0.379, SLG: 0.464										2	0	0	0	0	1	0		
28 David Washington, L										1	0	0	0	0	1	0		
25 Hyun Soo Kim, L OBP: 0.327, SLG: 0.330										3	0	1	0	0	1	0		
17 Rubén Tejada, R OBP: 0.250, SLG: 0.304										3	0	0	0	0	0	1		
Inning Stats	R: 0 H: 1 E: 0 K: 1 S: 10	H: 0 LOB: 0 BB: 0 P: 14	R: 0 H: 0 E: 0 K: 2 S: 9	H: 0 LOB: 0 BB: 0 P: 11	R: 0 H: 0 E: 0 K: 1 S: 9	H: 0 LOB: 0 BB: 0 P: 14	R: 0 H: 1 E: 0 K: 0 S: 8	H: 1 LOB: 1 BB: 0 P: 11	R: 0 H: 0 E: 0 K: 2 S: 12	H: 0 LOB: 0 BB: 0 P: 14	R: 0 H: 1 E: 0 K: 1 S: 8	H: 1 LOB: 1 BB: 0 P: 12	R: 0 H: 0 E: 0 K: 3 S: 11	H: 0 LOB: 0 BB: 0 P: 15	1B: 3 2B: 0 3B: 0 HR: 0	SF: 0 SAC: 0 DP: 0 HBP: 0	WP: 0 PB: 0 CS: 0	PA: 30
PITCHER	IP: 9.0 WLS: W BF: 30	H: 3 R: 0 ER: 0 SO: 11	BB: 0 IBB: 0 HBP: 0 BLK: 0	WP: 0 HR: 0 S: 80 P: 108	ERA: 0.00 WHIP: 0.333	IP: 0.0 WLS: 0 BF: 0	H: 0 R: 0 ER: 0 SO: 0	BB: 0 IBB: 0 HBP: 0 BLK: 0	WP: 0 HR: 0 S: 0 P: 0	ERA: 0.00 WHIP: 0.000	IP: 0.0 WLS: 0 BF: 0	H: 0 R: 0 ER: 0 SO: 0	BB: 0 IBB: 0 HBP: 0 BLK: 0	WP: 0 HR: 0 S: 0 P: 0	1B: 0 2B: 0 3B: 0 HR: 0	SF: 0 SAC: 0 DP: 0 HBP: 0	WP: 0 PB: 0 CS: 0	PA: 30
28 Corey Kluber, R ERA: 3.58																		

Cleveland Indians @ Baltimore Orioles
 Oriole Park at Camden Yards, Baltimore, MD
 Mon Jun 19 2017, 7:34 PM - 10:31 PM EDT
 Att: 13,875 - Overcast - 76 F

AB 30
 R 0
 H 3
 RBI 0
 BB 0
 SO 11
 LOB 3



Batter	1	2	3	4	5	6	7	8	9	AB	R	H	RBI	BB	SO	LOB	TOP	
12 Francisco Lindor, S OBP: 0.319, SLG: 0.481										4	0	2	2	1	0	1	Cleveland Indians @ Baltimore Orioles Oriole Park at Camden Yards, Baltimore, MD Tue Jun 20 2017, 7:10 PM - 10:47 PM EDT Att: 22,891 - Partly Cloudy - 86 F	
22 Jason Kipnis, L OBP: 0.291, SLG: 0.418										5	0	0	0	0	0	4		
11 José Ramírez, S OBP: 0.375, SLG: 0.560										4	1	2	0	1	0	0		
10 Edwin Encarnación, R OBP: 0.383, SLG: 0.508										4	1	2	2	1	0	1		
90 Daniel Robertson, R OBP: 0.275, SLG: 0.338										0	0	0	0	0	0	0		
8 Lonnie Chisenhall, L OBP: 0.356, SLG: 0.618										3	0	2	0	1	0	1		
41 Carlos Santana, S OBP: 0.301, SLG: 0.395										4	0	1	0	1	0	4		
7 Yan Gomes, R OBP: 0.315, SLG: 0.376										5	1	0	0	0	2	7		
Bradley Zimmer, L OBP: 0.375, SLG: 0.506										3	1	1	0	1	0	3		
26 Austin Jackson, R OBP: 0.386, SLG: 0.512										3	1	1	1	1	0	1		
Inning Stats	R: 2 H: 2 E: 0 K: 0 S: 18	H: 2 R: 1 LOB: 1 BB: 2 P: 34	R: 0 H: 1 E: 0 K: 0 S: 9	H: 1 R: 0 LOB: 1 BB: 0 P: 15	R: 0 H: 0 E: 0 K: 0 S: 6	H: 0 R: 0 LOB: 0 BB: 0 P: 9	R: 3 H: 4 E: 0 K: 0 S: 15	H: 4 R: 0 LOB: 1 BB: 0 P: 27	R: 0 H: 0 E: 0 K: 1 S: 12	H: 0 R: 0 LOB: 2 BB: 2 P: 24	R: 0 H: 2 E: 0 K: 1 S: 13	H: 2 R: 0 LOB: 0 BB: 1 P: 17	R: 0 H: 0 E: 0 K: 0 S: 9	H: 0 R: 1 LOB: 2 BB: 1 P: 30	1B: 8 2B: 2 3B: 0 HR: 1	SF: 0 SAC: 1 DP: 1 HBP: 0	WP: 2 PA: 43 ERA: 0.00 WHIP: 2.000	
PITCHER	IP: 4.0 WLS: 0 BF: 21 ERA: 8.39	H: 8 R: 5 ER: 5 SO: 0 BB: 3 IBB: 0 HBP: 0 BLK: 0 WP: 2 HR: 1 S: 54 P: 94	H: 8 R: 5 ER: 5 SO: 0 BB: 3 IBB: 0 HBP: 0 BLK: 0 WP: 2 HR: 1 S: 54 P: 94	H: 8 R: 5 ER: 5 SO: 0 BB: 3 IBB: 0 HBP: 0 BLK: 0 WP: 2 HR: 1 S: 54 P: 94	H: 8 R: 5 ER: 5 SO: 0 BB: 3 IBB: 0 HBP: 0 BLK: 0 WP: 2 HR: 1 S: 54 P: 94	H: 8 R: 5 ER: 5 SO: 0 BB: 3 IBB: 0 HBP: 0 BLK: 0 WP: 2 HR: 1 S: 54 P: 94	H: 8 R: 5 ER: 5 SO: 0 BB: 3 IBB: 0 HBP: 0 BLK: 0 WP: 2 HR: 1 S: 54 P: 94	H: 8 R: 5 ER: 5 SO: 0 BB: 3 IBB: 0 HBP: 0 BLK: 0 WP: 2 HR: 1 S: 54 P: 94	H: 8 R: 5 ER: 5 SO: 0 BB: 3 IBB: 0 HBP: 0 BLK: 0 WP: 2 HR: 1 S: 54 P: 94	H: 8 R: 5 ER: 5 SO: 0 BB: 3 IBB: 0 HBP: 0 BLK: 0 WP: 2 HR: 1 S: 54 P: 94	H: 8 R: 5 ER: 5 SO: 0 BB: 3 IBB: 0 HBP: 0 BLK: 0 WP: 2 HR: 1 S: 54 P: 94	H: 8 R: 5 ER: 5 SO: 0 BB: 3 IBB: 0 HBP: 0 BLK: 0 WP: 2 HR: 1 S: 54 P: 94	H: 8 R: 5 ER: 5 SO: 0 BB: 3 IBB: 0 HBP: 0 BLK: 0 WP: 2 HR: 1 S: 54 P: 94	H: 8 R: 5 ER: 5 SO: 0 BB: 3 IBB: 0 HBP: 0 BLK: 0 WP: 2 HR: 1 S: 54 P: 94	H: 8 R: 5 ER: 5 SO: 0 BB: 3 IBB: 0 HBP: 0 BLK: 0 WP: 2 HR: 1 S: 54 P: 94	H: 8 R: 5 ER: 5 SO: 0 BB: 3 IBB: 0 HBP: 0 BLK: 0 WP: 2 HR: 1 S: 54 P: 94	H: 8 R: 5 ER: 5 SO: 0 BB: 3 IBB: 0 HBP: 0 BLK: 0 WP: 2 HR: 1 S: 54 P: 94	H: 8 R: 5 ER: 5 SO: 0 BB: 3 IBB: 0 HBP: 0 BLK: 0 WP: 2 HR: 1 S: 54 P: 94
30 Chris Tillman, R ERA: 8.39	IP: 4.0 WLS: 0 BF: 21 ERA: 8.39	H: 8 R: 5 ER: 5 SO: 0 BB: 3 IBB: 0 HBP: 0 BLK: 0 WP: 2 HR: 1 S: 54 P: 94	H: 8 R: 5 ER: 5 SO: 0 BB: 3 IBB: 0 HBP: 0 BLK: 0 WP: 2 HR: 1 S: 54 P: 94	H: 8 R: 5 ER: 5 SO: 0 BB: 3 IBB: 0 HBP: 0 BLK: 0 WP: 2 HR: 1 S: 54 P: 94	H: 8 R: 5 ER: 5 SO: 0 BB: 3 IBB: 0 HBP: 0 BLK: 0 WP: 2 HR: 1 S: 54 P: 94	H: 8 R: 5 ER: 5 SO: 0 BB: 3 IBB: 0 HBP: 0 BLK: 0 WP: 2 HR: 1 S: 54 P: 94	H: 8 R: 5 ER: 5 SO: 0 BB: 3 IBB: 0 HBP: 0 BLK: 0 WP: 2 HR: 1 S: 54 P: 94	H: 8 R: 5 ER: 5 SO: 0 BB: 3 IBB: 0 HBP: 0 BLK: 0 WP: 2 HR: 1 S: 54 P: 94	H: 8 R: 5 ER: 5 SO: 0 BB: 3 IBB: 0 HBP: 0 BLK: 0 WP: 2 HR: 1 S: 54 P: 94	H: 8 R: 5 ER: 5 SO: 0 BB: 3 IBB: 0 HBP: 0 BLK: 0 WP: 2 HR: 1 S: 54 P: 94	H: 8 R: 5 ER: 5 SO: 0 BB: 3 IBB: 0 HBP: 0 BLK: 0 WP: 2 HR: 1 S: 54 P: 94	H: 8 R: 5 ER: 5 SO: 0 BB: 3 IBB: 0 HBP: 0 BLK: 0 WP: 2 HR: 1 S: 54 P: 94	H: 8 R: 5 ER: 5 SO: 0 BB: 3 IBB: 0 HBP: 0 BLK: 0 WP: 2 HR: 1 S: 54 P: 94	H: 8 R: 5 ER: 5 SO: 0 BB: 3 IBB: 0 HBP: 0 BLK: 0 WP: 2 HR: 1 S: 54 P: 94	H: 8 R: 5 ER: 5 SO: 0 BB: 3 IBB: 0 HBP: 0 BLK: 0 WP: 2 HR: 1 S: 54 P: 94	H: 8 R: 5 ER: 5 SO: 0 BB: 3 IBB: 0 HBP: 0 BLK: 0 WP: 2 HR: 1 S: 54 P: 94	H: 8 R: 5 ER: 5 SO: 0 BB: 3 IBB: 0 HBP: 0 BLK: 0 WP: 2 HR: 1 S: 54 P: 94	H: 8 R: 5 ER: 5 SO: 0 BB: 3 IBB: 0 HBP: 0 BLK: 0 WP: 2 HR: 1 S: 54 P: 94
51 Alec Asher, R ERA: 5.06	IP: 1.2 WLS: 0 BF: 7 ERA: 5.06	H: 0 R: 0 ER: 0 SO: 1 BB: 2 IBB: 0 HBP: 0 BLK: 0 WP: 0 HR: 0 S: 17 P: 33	H: 0 R: 0 ER: 0 SO: 1 BB: 2 IBB: 0 HBP: 0 BLK: 0 WP: 0 HR: 0 S: 17 P: 33	H: 0 R: 0 ER: 0 SO: 1 BB: 2 IBB: 0 HBP: 0 BLK: 0 WP: 0 HR: 0 S: 17 P: 33	H: 0 R: 0 ER: 0 SO: 1 BB: 2 IBB: 0 HBP: 0 BLK: 0 WP: 0 HR: 0 S: 17 P: 33	H: 0 R: 0 ER: 0 SO: 1 BB: 2 IBB: 0 HBP: 0 BLK: 0 WP: 0 HR: 0 S: 17 P: 33	H: 0 R: 0 ER: 0 SO: 1 BB: 2 IBB: 0 HBP: 0 BLK: 0 WP: 0 HR: 0 S: 17 P: 33	H: 0 R: 0 ER: 0 SO: 1 BB: 2 IBB: 0 HBP: 0 BLK: 0 WP: 0 HR: 0 S: 17 P: 33	H: 0 R: 0 ER: 0 SO: 1 BB: 2 IBB: 0 HBP: 0 BLK: 0 WP: 0 HR: 0 S: 17 P: 33	H: 0 R: 0 ER: 0 SO: 1 BB: 2 IBB: 0 HBP: 0 BLK: 0 WP: 0 HR: 0 S: 17 P: 33	H: 0 R: 0 ER: 0 SO: 1 BB: 2 IBB: 0 HBP: 0 BLK: 0 WP: 0 HR: 0 S: 17 P: 33	H: 0 R: 0 ER: 0 SO: 1 BB: 2 IBB: 0 HBP: 0 BLK: 0 WP: 0 HR: 0 S: 17 P: 33	H: 0 R: 0 ER: 0 SO: 1 BB: 2 IBB: 0 HBP: 0 BLK: 0 WP: 0 HR: 0 S: 17 P: 33	H: 0 R: 0 ER: 0 SO: 1 BB: 2 IBB: 0 HBP: 0 BLK: 0 WP: 0 HR: 0 S: 17 P: 33	H: 0 R: 0 ER: 0 SO: 1 BB: 2 IBB: 0 HBP: 0 BLK: 0 WP: 0 HR: 0 S: 17 P: 33	H: 0 R: 0 ER: 0 SO: 1 BB: 2 IBB: 0 HBP: 0 BLK: 0 WP: 0 HR: 0 S: 17 P: 33	H: 0 R: 0 ER: 0 SO: 1 BB: 2 IBB: 0 HBP: 0 BLK: 0 WP: 0 HR: 0 S: 17 P: 33	H: 0 R: 0 ER: 0 SO: 1 BB: 2 IBB: 0 HBP: 0 BLK: 0 WP: 0 HR: 0 S: 17 P: 33
48 Richard Bleier, L ERA: 1.69	IP: 0.2 WLS: 0 BF: 5 ERA: 1.69	H: 2 R: 0 ER: 0 SO: 0 BB: 0 IBB: 0 HBP: 0 BLK: 0 WP: 0 HR: 0 S: 10 P: 14	H: 2 R: 0 ER: 0 SO: 0 BB: 0 IBB: 0 HBP: 0 BLK: 0 WP: 0 HR: 0 S: 10 P: 14	H: 2 R: 0 ER: 0 SO: 0 BB: 0 IBB: 0 HBP: 0 BLK: 0 WP: 0 HR: 0 S: 10 P: 14	H: 2 R: 0 ER: 0 SO: 0 BB: 0 IBB: 0 HBP: 0 BLK: 0 WP: 0 HR: 0 S: 10 P: 14	H: 2 R: 0 ER: 0 SO: 0 BB: 0 IBB: 0 HBP: 0 BLK: 0 WP: 0 HR: 0 S: 10 P: 14	H: 2 R: 0 ER: 0 SO: 0 BB: 0 IBB: 0 HBP: 0 BLK: 0 WP: 0 HR: 0 S: 10 P: 14	H: 2 R: 0 ER: 0 SO: 0 BB: 0 IBB: 0 HBP: 0 BLK: 0 WP: 0 HR: 0 S: 10 P: 14	H: 2 R: 0 ER: 0 SO: 0 BB: 0 IBB: 0 HBP: 0 BLK: 0 WP: 0 HR: 0 S: 10 P: 14	H: 2 R: 0 ER: 0 SO: 0 BB: 0 IBB: 0 HBP: 0 BLK: 0 WP: 0 HR: 0 S: 10 P: 14	H: 2 R: 0 ER: 0 SO: 0 BB: 0 IBB: 0 HBP: 0 BLK: 0 WP: 0 HR: 0 S: 10 P: 14	H: 2 R: 0 ER: 0 SO: 0 BB: 0 IBB: 0 HBP: 0 BLK: 0 WP: 0 HR: 0 S: 10 P: 14	H: 2 R: 0 ER: 0 SO: 0 BB: 0 IBB: 0 HBP: 0 BLK: 0 WP: 0 HR: 0 S: 10 P: 14	H: 2 R: 0 ER: 0 SO: 0 BB: 0 IBB: 0 HBP: 0 BLK: 0 WP: 0 HR: 0 S: 10 P: 14	H: 2 R: 0 ER: 0 SO: 0 BB: 0 IBB: 0 HBP: 0 BLK: 0 WP: 0 HR: 0 S: 10 P: 14	H: 2 R: 0 ER: 0 SO: 0 BB: 0 IBB: 0 HBP: 0 BLK: 0 WP: 0 HR: 0 S: 10 P: 14	H: 2 R: 0 ER: 0 SO: 0 BB: 0 IBB: 0 HBP: 0 BLK: 0 WP: 0 HR: 0 S: 10 P: 14	H: 2 R: 0 ER: 0 SO: 0 BB: 0 IBB: 0 HBP: 0 BLK: 0 WP: 0 HR: 0 S: 10 P: 14
50 Miguel Castro, R ERA: 2.25	IP: 0.2 WLS: 0 BF: 2 ERA: 2.25	H: 0 R: 0 ER: 0 SO: 1 BB: 0 IBB: 0 HBP: 0 BLK: 0 WP: 0 HR: 0 S: 6 P: 7	H: 0 R: 0 ER: 0 SO: 1 BB: 0 IBB: 0 HBP: 0 BLK: 0 WP: 0 HR: 0 S: 6 P: 7	H: 0 R: 0 ER: 0 SO: 1 BB: 0 IBB: 0 HBP: 0 BLK: 0 WP: 0 HR: 0 S: 6 P: 7	H: 0 R: 0 ER: 0 SO: 1 BB: 0 IBB: 0 HBP: 0 BLK: 0 WP: 0 HR: 0 S: 6 P: 7	H: 0 R: 0 ER: 0 SO: 1 BB: 0 IBB: 0 HBP: 0 BLK: 0 WP: 0 HR: 0 S: 6 P: 7	H: 0 R: 0 ER: 0 SO: 1 BB: 0 IBB: 0 HBP: 0 BLK: 0 WP: 0 HR: 0 S: 6 P: 7	H: 0 R: 0 ER: 0 SO: 1 BB: 0 IBB: 0 HBP: 0 BLK: 0 WP: 0 HR: 0 S: 6 P: 7	H: 0 R: 0 ER: 0 SO: 1 BB: 0 IBB: 0 HBP: 0 BLK: 0 WP: 0 HR: 0 S: 6 P: 7	H: 0 R: 0 ER: 0 SO: 1 BB: 0 IBB: 0 HBP: 0 BLK: 0 WP: 0 HR: 0 S: 6 P: 7	H: 0 R: 0 ER: 0 SO: 1 BB: 0 IBB: 0 HBP: 0 BLK: 0 WP: 0 HR: 0 S: 6 P: 7	H: 0 R: 0 ER: 0 SO: 1 BB: 0 IBB: 0 HBP: 0 BLK: 0 WP: 0 HR: 0 S: 6 P: 7	H: 0 R: 0 ER: 0 SO: 1 BB: 0 IBB: 0 HBP: 0 BLK: 0 WP: 0 HR: 0 S: 6 P: 7	H: 0 R: 0 ER: 0 SO: 1 BB: 0 IBB: 0 HBP: 0 BLK: 0 WP: 0 HR: 0 S: 6 P: 7	H: 0 R: 0 ER: 0 SO: 1 BB: 0 IBB: 0 HBP: 0 BLK: 0 WP: 0 HR: 0 S: 6 P: 7	H: 0 R: 0 ER: 0 SO: 1 BB: 0 IBB: 0 HBP: 0 BLK: 0 WP: 0 HR: 0 S: 6 P: 7	H: 0 R: 0 ER: 0 SO: 1 BB: 0 IBB: 0 HBP: 0 BLK: 0 WP: 0 HR: 0 S: 6 P: 7	H: 0 R: 0 ER: 0 SO: 1 BB: 0 IBB: 0 HBP: 0 BLK: 0 WP: 0 HR: 0 S: 6 P: 7
60 Mychal Givens, R ERA: 2.5	IP: 1.0 WLS: 0 BF: 3 ERA: 2.5	H: 0 R: 0 ER: 0 SO: 0 BB: 0 IBB: 0 HBP: 0 BLK: 0 WP: 0 HR: 0 S: 9 P: 16	H: 0 R: 0 ER: 0 SO: 0 BB: 0 IBB: 0 HBP: 0 BLK: 0 WP: 0 HR: 0 S: 9 P: 16	H: 0 R: 0 ER: 0 SO: 0 BB: 0 IBB: 0 HBP: 0 BLK: 0 WP: 0 HR: 0 S: 9 P: 16	H: 0 R: 0 ER: 0 SO: 0 BB: 0 IBB: 0 HBP: 0 BLK: 0 WP: 0 HR: 0 S: 9 P: 16	H: 0 R: 0 ER: 0 SO: 0 BB: 0 IBB: 0 HBP: 0 BLK: 0 WP: 0 HR: 0 S: 9 P: 16	H: 0 R: 0 ER: 0 SO: 0 BB: 0 IBB: 0 HBP: 0 BLK: 0 WP: 0 HR: 0 S: 9 P: 16	H: 0 R: 0 ER: 0 SO: 0 BB: 0 IBB: 0 HBP: 0 BLK: 0 WP: 0 HR: 0 S: 9 P: 16	H: 0 R: 0 ER: 0 SO: 0 BB: 0 IBB: 0 HBP: 0 BLK: 0 WP: 0 HR: 0 S: 9 P: 16	H: 0 R: 0 ER: 0 SO: 0 BB: 0 IBB: 0 HBP: 0 BLK: 0 WP: 0 HR: 0 S: 9 P: 16	H: 0 R: 0 ER: 0 SO: 0 BB: 0 IBB: 0 HBP: 0 BLK: 0 WP: 0 HR: 0 S: 9 P: 16	H: 0 R: 0 ER: 0 SO: 0 BB: 0 IBB: 0 HBP: 0 BLK: 0 WP: 0 HR: 0 S: 9 P: 16	H: 0 R: 0 ER: 0 SO: 0 BB: 0 IBB: 0 HBP: 0 BLK: 0 WP: 0 HR: 0 S: 9 P: 16	H: 0 R: 0 ER: 0 SO: 0 BB: 0 IBB: 0 HBP: 0 BLK: 0 WP: 0 HR: 0 S: 9 P: 16	H: 0 R: 0 ER: 0 SO: 0 BB: 0 IBB: 0 HBP: 0 BLK: 0 WP: 0 HR: 0 S: 9 P: 16	H: 0 R: 0 ER: 0 SO: 0 BB: 0 IBB: 0 HBP: 0 BLK: 0 WP: 0 HR: 0 S: 9 P: 16	H: 0 R: 0 ER: 0 SO: 0 BB: 0 IBB: 0 HBP: 0 BLK: 0 WP: 0 HR: 0 S: 9 P: 16	H: 0 R: 0 ER: 0 SO: 0 BB: 0 IBB: 0 HBP: 0 BLK: 0 WP: 0 HR: 0 S: 9 P: 16
Batter	1	2	3	4	5	6	7	8	9	AB	R	H	RBI	BB	SO	LOB	BOTTOM	
12 Seth Smith, L OBP: 0.350, SLG: 0.463										4	1	1	0	0	1	0	Cleveland Indians @ Baltimore Orioles Oriole Park at Camden Yards, Baltimore, MD Tue Jun 20 2017, 7:10 PM - 10:47 PM EDT Att: 22,891 - Partly Cloudy - 86 F	
14 Craig Gentry, R OBP: 0.256, SLG: 0.270										0	0	0	0	0	0	0		
13 Manny Machado, R OBP: 0.296, SLG: 0.457										4	3	4	4	0	0	0		
10 Adam Jones, R OBP: 0.308, SLG: 0.439										4	0	2	1	0	0	1		
45 Mark Trumbo, R OBP: 0.318, SLG: 0.404																		

Batter	1	2	3	4	5	6	7	8	9	AB	R	H	RBI	BB	SO	LOB	TOP
12 Francisco Lindor, S OBP: 0.320, SLG: 0.489										5	0	2	0	0	1	1	
22 Jason Kipnis, L OBP: 0.286, SLG: 0.419										5	0	1	0	0	1	3	
11 José Ramírez, S OBP: 0.376, SLG: 0.560										4	2	1	0	1	0	2	
10 Edwin Encarnación, R OBP: 0.377, SLG: 0.496										5	1	2	1	0	0	2	
41 Carlos Santana, S OBP: 0.330, SLG: 0.391										4	1	2	0	1	0	2	
26 Austin Jackson, R OBP: 0.282, SLG: 0.516										5	1	3	3	0	1	2	
7 Yan Gomes, R OBP: 0.314, SLG: 0.373										4	0	1	1	0	1	3	
9 Erik González, R OBP: 0.333, SLG: 0.514										3	1	1	1	0	2	1	
Bradley Zimmer, L OBP: 0.286, SLG: 0.506										0	0	0	0	1	0	0	
99 Daniel Robertson, R OBP: 0.277, SLG: 0.329										2	0	0	0	1	0	1	
8 Lonnie Chisenhall, L OBP: 0.262, SLG: 0.607										1	0	0	0	0	0	1	
Inning Stats	R: 0 H: 1 K: 0 S: 8	H: 3 LOB: 1 BB: 0 P: 14	R: 2 H: 3 K: 1 S: 14	H: 2 LOB: 2 BB: 2 P: 37	R: 0 H: 0 K: 1 S: 11	H: 0 LOB: 1 BB: 0 P: 17	R: 0 H: 1 K: 0 S: 8	H: 3 LOB: 2 BB: 1 P: 16	R: 0 H: 1 K: 0 S: 15	H: 0 LOB: 1 BB: 0 P: 20	R: 0 H: 0 K: 1 S: 9	H: 2 LOB: 1 BB: 0 P: 19	1B: 9 2B: 1 3B: 2 HR: 1	SF: 0 SAC: 0 DP: 2 HBP: 0	WP: 0 PB: 0 SB: 0 CS: 0	PA: 42	
PITCHER	IP: 5.0 WLS: L BF: 24 ERA: 4.48	H: 8 R: 5 ER: 5 SO: 3	BB: 2 IBB: 0 HBP: 0 BLK: 0	WP: 0 HR: 0 S: 63 P: 111	ERA: 9.00 WHIP: 2.000	IP: 1.2 WLS: 8 BF: 3 ERA: 1.56	H: 3 R: 0 ER: 0 SO: 0	BB: 1 IBB: 0 HBP: 0 BLK: 0	WP: 0 HR: 1 S: 22 P: 32	ERA: 0.00 WHIP: 2.400	IP: 2.1 WLS: 10 BF: 2 ERA: 4.26	H: 2 R: 1 ER: 1 SO: 3	BB: 1 IBB: 0 HBP: 1 BLK: 0	WP: 0 HR: 0 S: 24 P: 35	ERA: 3.86 WHIP: 1.286		

Cleveland Indians @ Baltimore Orioles
Oriole Park at Camden Yards, Baltimore, MD
Thu Jun 22 2017, 7:09 PM - 10:44 PM EDT
Att: 24,954 - Overcast - 87 F

AB 38
R 6
H 13
RBI 6
BB 4
SO 6
LOB 18



Batter	1	2	3	4	5	6	7	8	9	AB	R	H	RBI	BB	SO	LOB	BOTTOM
12 Seth Smith, L OBP: 0.347, SLG: 0.473										4	1	1	1	0	1	4	
36 Caleb Joseph, R OBP: 0.283, SLG: 0.385										3	0	2	1	2	0	0	
13 Manny Machado, R OBP: 0.300, SLG: 0.455										3	0	2	1	2	0	0	
6 Jonathan Schoop, R OBP: 0.345, SLG: 0.537										4	0	1	1	1	2	2	
45 Mark Trumbo, R OBP: 0.315, SLG: 0.399										5	0	0	0	0	3	7	
16 Trey Mancini, R OBP: 0.355, SLG: 0.561										4	0	1	0	0	2	2	
29 Wellington Castillo, R OBP: 0.315, SLG: 0.453										4	0	2	0	0	2	3	
25 Hyun Soo Kim, L OBP: 0.321, SLG: 0.516										3	0	1	0	1	0	1	
34 Paul Janish, R OBP: 0.283, SLG: 0.385										0	0	0	0	0	0	0	
17 Rubén Tejada, R OBP: 0.250, SLG: 0.267										2	1	0	0	0	1	2	
23 Joey Rickard, R OBP: 0.250, SLG: 0.342										1	0	0	0	0	0	1	
14 Craig Gentry, R OBP: 0.292, SLG: 0.275										2	1	1	0	1	0	0	
Inning Stats	R: 1 H: 2 K: 2 S: 16	H: 1 LOB: 2 BB: 2 P: 28	R: 0 H: 1 K: 1 S: 10	H: 1 LOB: 1 BB: 1 P: 16	R: 0 H: 1 K: 0 S: 9	H: 1 LOB: 0 BB: 0 P: 15	R: 0 H: 1 K: 1 S: 7	H: 0 LOB: 1 BB: 0 P: 10	R: 0 H: 1 K: 3 S: 19	H: 1 LOB: 1 BB: 0 P: 28	R: 0 H: 1 K: 1 S: 7	H: 1 LOB: 0 BB: 0 P: 12	1B: 7 2B: 1 3B: 0 HR: 1	SF: 0 SAC: 0 DP: 2 HBP: 2	WP: 0 PB: 0 SB: 0 CS: 1	PA: 40	
PITCHER	IP: 5.0 WLS: W BF: 24 ERA: 3.86	H: 8 R: 2 ER: 2 SO: 4	BB: 4 IBB: 0 HBP: 2 BLK: 0	WP: 0 HR: 1 S: 56 P: 100	ERA: 3.60 WHIP: 2.000	IP: 1.0 WLS: H BF: 5 ERA: 1.63	H: 1 R: 1 ER: 1 SO: 3	BB: 1 IBB: 0 HBP: 0 BLK: 0	WP: 0 HR: 0 S: 21 P: 29	ERA: 9.00 WHIP: 2.000	IP: 1.0 WLS: H BF: 5 ERA: 1.63	H: 1 R: 1 ER: 1 SO: 3	BB: 1 IBB: 0 HBP: 0 BLK: 0	WP: 0 HR: 0 S: 21 P: 29	ERA: 9.00 WHIP: 2.000		

Cleveland Indians @ Baltimore Orioles
Oriole Park at Camden Yards, Baltimore, MD
Thu Jun 22 2017, 7:09 PM - 10:44 PM EDT
Att: 24,954 - Overcast - 87 F

AB 33
R 3
H 9
RBI 3
BB 5
SO 12
LOB 23



Batter	1	2	3	4	5	6	7	8	9	AB	R	H	RBI	BB	SO	LOB	TOP					
2 Brian Dozier, R OBP: 0.344, SLG: 0.445	G5-3	1-H 2B			7 1B		2-H 1B			4	0	3	2	0	0	0	Minnesota Twins @ Cleveland Indians Progressive Field, Cleveland, OH Fri Jun 23 2017, 7:11 PM - 10:21 PM EDT Att: 31,725 - Partly Cloudy - 74 F					
7 Joe Mauer, L OBP: 0.346, SLG: 0.388	K	G3			19 G3-6 1B		K			4	0	1	0	0	2	2						
19 Kennys Vargas, S OBP: 0.270, SLG: 0.444	K				G3-6-1 1B					4	0	0	0	0	2	2						
26 Max Kepler, L OBP: 0.321, SLG: 0.420		5 F9 20 1B 2B			L9		K			4	1	1	0	0	1	0						
5 Eduardo Escobar, S OBP: 0.339, SLG: 0.475	F9	F7			K		K			4	0	0	0	0	1	1						
20 Eddie Rosario, L OBP: 0.311, SLG: 0.452	G4-3	11 HR 1B			G4-3		F7			4	1	1	1	0	0	0						
11 Jorge Polanco, S OBP: 0.302, SLG: 0.366		HR			G6-3		F7			4	1	2	2	0	0	0						
21 Jason Castro, L OBP: 0.316, SLG: 0.378		2 2B BB			L8		P3			3	1	0	0	1	0	1						
25 Byron Buxton, R OBP: 0.282, SLG: 0.306	L7				G6-3		E1 2 1B 1B			4	1	1	0	0	1	2						
Inning Stats	R: 0 E: 0 K: 2 S: 8	H: 0 LOB: 0 BB: 0 P: 11	R: 4 E: 0 K: 0 S: 17	H: 4 LOB: 1 BB: 1 P: 29	R: 0 E: 0 K: 0 S: 10	H: 0 LOB: 0 BB: 0 P: 16	R: 0 E: 0 K: 0 S: 9	H: 2 LOB: 1 BB: 0 P: 16	R: 0 E: 0 K: 2 S: 10	H: 0 LOB: 0 BB: 0 P: 14	R: 1 E: 0 K: 1 S: 17	H: 2 LOB: 1 BB: 0 P: 21	R: 0 E: 0 K: 1 S: 14	H: 0 LOB: 0 BB: 0 P: 20	R: 0 E: 0 K: 1 S: 9	H: 1 LOB: 1 BB: 0 P: 17	1B: 5 2B: 3 3B: 0 HR: 1	SF: 0 SAC: 0 DP: 1 HBP: 0	WP: 0 PB: 0 SB: 0 CS: 0	PA: 36		
PITCHER	IP WLS BF H R ER SO	IP WLS BF H R ER SO	IP WLS BF H R ER SO	IP WLS BF H R ER SO	IP WLS BF H R ER SO	IP WLS BF H R ER SO	IP WLS BF H R ER SO	IP WLS BF H R ER SO	IP WLS BF H R ER SO	IP WLS BF H R ER SO	IP WLS BF H R ER SO	IP WLS BF H R ER SO	IP WLS BF H R ER SO	IP WLS BF H R ER SO	IP WLS BF H R ER SO	IP WLS BF H R ER SO	ERA WHIP	ERA WHIP				
47 Trevor Bauer, R ERA: 5.53	6.2 L 28	8 5 4 4	1 0 0 0	0 0 0 0	0 0 0 0	0 0 0 0	0 0 0 0	0 0 0 0	0 0 0 0	0 0 0 0	0 0 0 0	0 0 0 0	0 0 0 0	0 0 0 0	0 0 0 0	0 0 0 0	5.40 1.350					
48 Boone Logan, L ERA: 3.09	1.0 3	0 0 0 2	0 0 0 0	0 0 0 0	0 0 0 0	0 0 0 0	0 0 0 0	0 0 0 0	0 0 0 0	0 0 0 0	0 0 0 0	0 0 0 0	0 0 0 0	0 0 0 0	0 0 0 0	0 0 0 0	0.00 0.000					
51 Shawn Armstrong, R ERA: 5.4	1.1 5	1 0 0 1	0 0 0 0	0 0 0 0	0 0 0 0	0 0 0 0	0 0 0 0	0 0 0 0	0 0 0 0	0 0 0 0	0 0 0 0	0 0 0 0	0 0 0 0	0 0 0 0	0 0 0 0	0 0 0 0	0.00 0.750					
Batter	1	2	3	4	5	6	7	8	9	AB	R	H	RBI	BB	SO	LOB	BOTTOM					
22 Jason Kipnis, L OBP: 0.284, SLG: 0.411	G4-3	1-2 BB			E1		G6-3			4	0	0	0	1	0	3	Minnesota Twins @ Cleveland Indians Progressive Field, Cleveland, OH Fri Jun 23 2017, 7:11 PM - 10:21 PM EDT Att: 31,725 - Partly Cloudy - 74 F					
9 Erik González, R OBP: 0.300, SLG: 0.462	G1-3	K			K		K			4	0	0	0	0	3	6						
11 José Ramírez, S OBP: 0.375, SLG: 0.558										1	0	0	0	0	0	1						
12 Francisco Lindor, S OBP: 0.316, SLG: 0.462	E6 10 BB				L7		G6-3			4	0	0	0	0	0	3						
10 Edwin Encarnación, R OBP: 0.379, SLG: 0.494	BB				G5-3		K			3	0	1	0	1	1	0						
41 Carlos Santana, S OBP: 0.329, SLG: 0.386	G6-3				L4		FC6-4 1B			3	0	0	0	1	0	3						
26 Austin Jackson, R OBP: 0.377, SLG: 0.500	99 FC6-4 55 BB BB				G4-3		K			3	0	0	0	1	1	2						
8 Lonnie Chisenhall, L OBP: 0.359, SLG: 0.597	F7				22 E 99 1B 1B		G3			4	0	1	0	0	0	2						
55 Roberto Pérez, R OBP: 0.245, SLG: 0.232	99 FC6-4 BB				P4		K			3	0	0	0	1	2	1						
99 Daniel Robertson, R ERA: 4.93	FC6-4 22 BB				22 E		K			2	0	1	0	0	0	2						
Bradley Zimmer, L OBP: 0.359, SLG: 0.516	22 BB				22 E		K			2	0	1	0	0	1	0						
Inning Stats	R: 0 E: 1 K: 0 S: 11	H: 0 LOB: 2 BB: 1 P: 16	R: 0 E: 0 K: 1 S: 15	H: 0 LOB: 3 BB: 3 P: 30	R: 0 E: 0 K: 0 S: 11	H: 0 LOB: 1 BB: 1 P: 21	R: 0 E: 0 K: 1 S: 18	H: 2 LOB: 3 BB: 0 P: 23	R: 0 E: 0 K: 2 S: 9	H: 0 LOB: 0 BB: 0 P: 14	R: 0 E: 0 K: 2 S: 8	H: 0 LOB: 0 BB: 0 P: 12	R: 0 E: 0 K: 1 S: 7	H: 0 LOB: 0 BB: 0 P: 8	R: 0 E: 0 K: 0 S: 8	H: 1 LOB: 1 BB: 0 P: 12	R: 0 E: 0 K: 1 S: 11	H: 1 LOB: 1 BB: 0 P: 18	1B: 3 2B: 1 3B: 0 HR: 0	SF: 0 SAC: 0 DP: 0 HBP: 0	WP: 0 PB: 0 SB: 0 CS: 0	PA: 38
PITCHER	IP WLS BF H R ER SO	IP WLS BF H R ER SO	IP WLS BF H R ER SO	IP WLS BF H R ER SO	IP WLS BF H R ER SO	IP WLS BF H R ER SO	IP WLS BF H R ER SO	IP WLS BF H R ER SO	IP WLS BF H R ER SO	IP WLS BF H R ER SO	IP WLS BF H R ER SO	IP WLS BF H R ER SO	IP WLS BF H R ER SO	IP WLS BF H R ER SO	IP WLS BF H R ER SO	IP WLS BF H R ER SO	ERA WHIP	ERA WHIP				
49 Adalberto Mejia, L ERA: 4.93	5.0 W 24	2 0 0 0	0 0 0 3	0 0 0 0	0 0 0 0	0 0 0 0	0 0 0 0	0 0 0 0	0 0 0 0	0 0 0 0	0 0 0 0	0 0 0 0	0 0 0 0	0 0 0 0	0 0 0 0	0 0 0 0	0.00 1.400					
21 Tyler Duffey, R ERA: 3.68	2.0 6	0 0 0 3	0 0 0 0	0 0 0 0	0 0 0 0	0 0 0 0	0 0 0 0	0 0 0 0	0 0 0 0	0 0 0 0	0 0 0 0	0 0 0 0	0 0 0 0	0 0 0 0	0 0 0 0	0 0 0 0	0.00 0.000					
55 Taylor Rogers, L ERA: 2.36	1.0 4	1 0 0 0	0 0 0 0	0 0 0 0	0 0 0 0	0 0 0 0	0 0 0 0	0 0 0 0	0 0 0 0	0 0 0 0	0 0 0 0	0 0 0 0	0 0 0 0	0 0 0 0	0 0 0 0	0 0 0 0	0.00 1.000					
39 Trevor Hildenberger, R ERA: 4.93	1.0 4	1 0 0 1	0 0 0 0	0 0 0 0	0 0 0 0	0 0 0 0	0 0 0 0	0 0 0 0	0 0 0 0	0 0 0 0	0 0 0 0	0 0 0 0	0 0 0 0	0 0 0 0	0 0 0 0	0 0 0 0	0.00 1.000					

AB	35
R	5
H	9
RBI	5
BB	1
SO	7
LOB	8



AB	33
R	0
H	4
RBI	0
BB	5
SO	8
LOB	23



Batter	1	2	3	4	5	6	7	8	9	AB	R	H	RBI	BB	SO	LOB	TOP										
2 Brian Dozier, R OBP: 0.341, SLG: 0.446	F7	G6-4-3		G4-3					F8	4	0	0	0	1	0	3	Minnesota Twins @ Cleveland Indians Progressive Field, Cleveland, OH Sun Jun 25 2017, 1:11 PM - 4:06 PM EDT Att: 29,672 - Sunny - 74 F										
7 Joe Mauer, L OBP: 0.357, SLG: 0.402	F7					L9			G3	5	0	2	0	0	0	2											
22 Miguel Sanó, R OBP: 0.384, SLG: 0.564				FC5-4		G4-3			G4-3	3	0	0	0	1	0	2											
26 Max Kepler, L OBP: 0.316, SLG: 0.414	K			K		P5			G6-3	4	0	0	0	0	2	3											
5 Eduardo Escobar, S OBP: 0.330, SLG: 0.458				F8		P6			G3	4	1	1	0	0	0	2											
20 Eddie Rosario, L OBP: 0.318, SLG: 0.471										4	3	3	1	0	1	0											
11 Jorge Polanco, S OBP: 0.300, SLG: 0.358										4	0	1	0	0	2	3											
21 Jason Castro, L OBP: 0.314, SLG: 0.383										4	0	2	3	0	2	1											
25 Byron Buxton, R OBP: 0.277, SLG: 0.296									F8	3	0	0	0	1	1	2											
Inning Stats	R: 0 H: 0 E: 0 K: 1 S: 7	H: 0 LOB: 1 BB: 1 P: 16	R: 2 H: 3 E: 0 K: 0 S: 11	H: 3 LOB: 1 BB: 1 P: 21	R: 0 H: 1 E: 0 K: 1 S: 8	H: 1 LOB: 1 BB: 0 P: 11	R: 1 H: 2 E: 0 K: 1 S: 12	H: 2 LOB: 1 BB: 0 P: 18	R: 0 H: 1 E: 0 K: 0 S: 7	H: 1 LOB: 0 BB: 0 P: 10	R: 1 H: 2 E: 0 K: 2 S: 15	H: 2 LOB: 2 BB: 1 P: 24	R: 0 H: 0 E: 0 K: 3 S: 10	H: 0 LOB: 0 BB: 0 P: 13	R: 0 H: 0 E: 0 K: 0 S: 11	H: 0 LOB: 0 BB: 0 P: 15	1B: 5 2B: 3 HR: 1	SF: 0 SAC: 0 DP: 1 HBP: 0	WP: 0 PB: 0 SB: 0 CS: 0	PA: 38							
PITCHER	IP	WLS	BF	H	R	ER	SO	BB	IBB	HBP	BLK	WP	HR	S	P	ERA	WHIP										
43 Josh Tomlin, R ERA: 6.09	5.2	L	28	9	4	4	5	3	0	0	0	0	1	57	96	6.35	2.118										
61 Dan Otero, R ERA: 3.35	1.1		4	0	0	0	0	0	0	0	0	0	0	9	10	0.00	0.000										
Nick Goody, R ERA: 1.21	1.0		3	0	0	0	3	0	0	0	0	0	0	10	13	0.00	0.000										
51 Shawn Armstrong, R ERA: 5.02	1.0		3	0	0	0	0	0	0	0	0	0	0	11	15	0.00	0.000										

Batter	1	2	3	4	5	6	7	8	9	AB	R	H	RBI	BB	SO	LOB	BOTTOM										
12 Francisco Lindor, S OBP: 0.313, SLG: 0.474	F9		G4-3		F7				G5-3	5	0	0	0	0	1	0	Minnesota Twins @ Cleveland Indians Progressive Field, Cleveland, OH Sun Jun 25 2017, 1:11 PM - 4:06 PM EDT Att: 29,672 - Sunny - 74 F										
22 Jason Kipnis, L OBP: 0.286, SLG: 0.405			P6		K				L7	4	0	1	0	0	1	0											
11 José Ramírez, S OBP: 0.375, SLG: 0.567									L9	4	0	2	0	0	0	1											
10 Edwin Encarnación, R OBP: 0.379, SLG: 0.486										4	0	0	0	0	2	3											
41 Carlos Santana, S OBP: 0.327, SLG: 0.380										4	0	1	0	0	0	0											
8 Lonnie Chisenhall, L OBP: 0.368, SLG: 0.589										3	0	2	0	0	0	1											
26 Austin Jackson, R OBP: 0.353, SLG: 0.500										2	0	1	0	0	1	1											
99 Daniel Robertson, R OBP: 0.287, SLG: 0.338										2	0	1	0	0	0	1											
Bradley Zimmer, L OBP: 0.369, SLG: 0.485										4	0	1	0	0	1	4											
7 Yan Gomes, R OBP: 0.306, SLG: 0.360										4	0	0	0	0	3	6											
Inning Stats	R: 0 H: 1 E: 0 K: 0 S: 11	H: 2 LOB: 2 BB: 0 P: 26	R: 0 H: 1 E: 0 K: 2 S: 9	H: 1 LOB: 1 BB: 0 P: 13	R: 0 H: 2 E: 0 K: 1 S: 14	H: 2 LOB: 2 BB: 0 P: 23	R: 0 H: 1 E: 0 K: 2 S: 11	H: 1 LOB: 1 BB: 0 P: 16	R: 0 H: 2 E: 0 K: 1 S: 9	H: 2 LOB: 2 BB: 0 P: 14	R: 0 H: 0 E: 0 K: 1 S: 6	H: 0 LOB: 0 BB: 0 P: 8	R: 0 H: 0 E: 0 K: 0 S: 6	H: 0 LOB: 1 BB: 0 P: 10	R: 0 H: 0 E: 0 K: 1 S: 8	H: 0 LOB: 0 BB: 0 P: 9	1B: 8 2B: 1 3B: 0 HR: 0	SF: 0 SAC: 0 DP: 0 HBP: 1	WP: 3 PB: 0 SB: 1 CS: 0	PA: 37							
PITCHER	IP	WLS	BF	H	R	ER	SO	BB	IBB	HBP	BLK	WP	HR	S	P	ERA	WHIP										
54 Ervin Santana, R ERA: 2.8	6.0	W	27	7	0	0	7	0	0	0	0	0	0	12	18	0.00	1.500										
62 Buddy Boshers, L ERA: 2.5	2.0		7	0	0	0	1	0	0	1	0	0	0	8	9	0.00	0.000										
27 Brandon Kintzler, R ERA: 2.7	1.0		3	0	0	0	1	0	0	0	0	0	0	8	9	0.00	0.000										

AB	35
R	4
H	9
RBI	4
BB	3
SO	8
LOB	18

AB	36
R	0
H	9
RBI	0
BB	0
SO	9
LOB	17



Batter	1	2	3	4	5	6	7	8	9	AB	R	H	RBI	BB	SO	LOB	TOP											
17 Shin-Soo Choo, L OBP: 0.382, SLG: 0.440										4	2	1	0	1	3	2	Texas Rangers @ Cleveland Indians Progressive Field, Cleveland, OH Mon Jun 26 2017, 7:11 PM - 10:47 PM EDT Att: 17,672 - Partly Cloudy - 69 F											
1 Elvis Andrus, R OBP: 0.348, SLG: 0.463										4	3	3	4	1	1	1												
30 Nomar Mazara, L OBP: 0.338, SLG: 0.450										5	1	1	1	0	1	2												
29 Adrian Beltré, R OBP: 0.367, SLG: 0.529										4	1	2	3	0	1	0												
38 Pete Kozma, R OBP: 0.225, SLG: 0.200										1	0	0	0	0	1	2												
12 Rougned Odor, L OBP: 0.246, SLG: 0.375										4	0	0	0	0	1	0												
14 Carlos Gómez, R OBP: 0.333, SLG: 0.497										3	0	0	0	1	3	0												
3 Delino DeShields, R OBP: 0.359, SLG: 0.357										0	0	0	0	0	0	0												
25 Jonathan Lucroy, R OBP: 0.303, SLG: 0.374										4	0	0	0	0	2	1												
5 Mike Napoli, R OBP: 0.272, SLG: 0.415										4	0	1	0	0	3	0												
13 Joey Gallo, L OBP: 0.296, SLG: 0.517										2	2	1	1	2	1	1												
Inning Stats	R: 4 E: 0 K: 2 S: 16	H: 3 LOB: 0 BB: 1 P: 28	R: 3 E: 0 K: 2 S: 16	H: 2 LOB: 1 BB: 2 P: 30	R: 0 E: 0 K: 2 S: 10	H: 0 LOB: 0 BB: 0 P: 12	R: 2 E: 0 K: 2 S: 11	H: 2 LOB: 1 BB: 1 P: 17	R: 0 E: 0 K: 1 S: 9	H: 1 LOB: 1 BB: 1 P: 15	R: 0 E: 0 K: 3 S: 15	H: 0 LOB: 0 BB: 0 P: 12	R: 0 E: 0 K: 3 S: 13	H: 0 LOB: 0 BB: 0 P: 16	R: 0 E: 0 K: 2 S: 16	H: 1 LOB: 2 BB: 1 P: 25	1B: 2 2B: 3 3B: 0 HR: 4	SF: 0 SAC: 0 DP: 0 HBP: 0	WP: 0 PB: 0 SB: 0 CS: 0	PA: 40								
PITCHER	IP	WLS	BF	H	R	ER	SO	BB	IBB	HBP	BLK	WP	HR	S	P	ERA	WHIP											
59 Carlos Carrasco, R ERA: 3.67	(1.1)	3.1	18	6	8	8	7	3	0	0	0	0	0	3	46	78	21.60	2.700										
61 Dan Otero, R ERA: 3.45	(4.1)	1.2	8	2	1	1	2	1	0	0	0	0	1	22	32	5.40	1.800											
48 Boone Logan, L ERA: 2.95	(6.1)	0.2	2	0	0	0	2	0	0	0	0	0	0	6	7	0.00	0.000											
27 Bryan Shaw, R ERA: 2.43	(6.1)	1.1	W	4	0	0	1	0	0	0	0	0	0	10	16	0.00	0.000											
37 Cody Allen, R ERA: 2.17	(8.1)	1.0	3	0	0	0	3	0	0	0	0	0	0	13	16	0.00	0.000											

Batter	1	2	3	4	5	6	7	8	9	AB	R	H	RBI	BB	SO	LOB	BOTTOM										
12 Francisco Lindor, S OBP: 0.316, SLG: 0.473										5	1	2	3	1	0	3	Texas Rangers @ Cleveland Indians Progressive Field, Cleveland, OH Mon Jun 26 2017, 7:11 PM - 10:47 PM EDT Att: 17,672 - Partly Cloudy - 69 F										
22 Jason Kipnis, L OBP: 0.285, SLG: 0.402										4	0	1	1	1	0	4											
11 José Ramírez, S OBP: 0.381, SLG: 0.567										5	3	3	0	1	0	3											
10 Edwin Encarnación, R OBP: 0.381, SLG: 0.489										5	2	2	0	1	1	5											
41 Carlos Santana, S OBP: 0.328, SLG: 0.384										5	3	2	3	0	0	5											
Brandon Guyer, R OBP: 0.286, SLG: 0.305										4	2	2	1	1	1	3											
8 Lonnie Chisenhall, L OBP: 0.373, SLG: 0.599										5	2	3	3	0	1	2											
55 Roberto Pérez, R OBP: 0.270, SLG: 0.265										3	2	2	2	2	0	1											
Bradley Zimmer, L OBP: 0.371, SLG: 0.490										5	0	2	2	0	0	6											
Inning Stats	R: 1 E: 0 K: 1 S: 12	H: 1 LOB: 2 BB: 2 P: 26	R: 0 E: 0 K: 0 S: 11	H: 2 LOB: 0 BB: 0 P: 16	R: 1 E: 0 K: 0 S: 10	H: 2 LOB: 1 BB: 0 P: 19	R: 1 E: 0 K: 0 S: 5	H: 1 LOB: 0 BB: 0 P: 11	R: 4 E: 0 K: 0 S: 21	H: 3 LOB: 2 BB: 3 P: 36	R: 5 E: 0 K: 0 S: 16	H: 5 LOB: 2 BB: 2 P: 30	R: 3 E: 1 K: 2 S: 17	H: 4 LOB: 1 BB: 0 P: 27	R: 0 E: 0 K: 0 S: 5	H: 1 LOB: 0 BB: 0 P: 7		1B: 14 2B: 5 3B: 0 HR: 0	SF: 1 SAC: 0 DP: 1 HBP: 0	WP: 1 PB: 0 SB: 0 CS: 0	PA: 49						
PITCHER	IP	WLS	BF	H	R	ER	SO	BB	IBB	HBP	BLK	WP	HR	S	P	ERA	WHIP										
35 Cole Hamels, L ERA: 4.38	(1.1)	4.1	25	8	7	7	1	4	0	0	0	0	0	48	92	14.54	2.769										
39 Dario Álvarez, L ERA: 3.07	(5.1)	0.2	4	1	0	0	0	1	0	0	0	0	0	11	16	0.00	3.000										
52 Tanner Scheppers, R ERA: 9.0	(6.1)	0.0	L	3	2	3	3	0	1	0	0	0	0	7	12	∞	∞										
58 Alex Claudio, L ERA: 2.54	(6.1)	1.0	B	7	3	2	2	0	1	0	0	0	0	9	18	18.00	4.000										
57 Preston Claiborne, R ERA: 13.5	(7.1)	2.0	10	5	3	3	2	0	0	0	0	0	0	22	34	13.50	2.500										

AB	35
R	9
H	9
RBI	9
BB	5
SO	17
LOB	9



AB	41
R	15
H	19
RBI	15
BB	7
SO	3
LOB	32



Batter	1	2	3	4	5	6	7	8	9	AB	R	H	RBI	BB	SO	LOB	TOP								
3 Delino DeShields, R OBP: 0.351, SLG: 0.349										4	0	0	0	0	3	2									
17 Shin-Soo Choo, L OBP: 0.377, SLG: 0.433										4	0	0	0	0	3	1									
1 Elvis Andrus, R OBP: 0.344, SLG: 0.457										4	0	0	0	0	0	0									
29 Adrián Beltré, R OBP: 0.373, SLG: 0.562										4	1	2	1	0	0	0									
30 Nomar Mazara, L OBP: 0.337, SLG: 0.445										3	0	0	0	1	3	0									
5 Mike Napoli, R OBP: 0.285, SLG: 0.409										3	0	0	0	0	3	2									
12 Rougned Odor, L OBP: 0.244, SLG: 0.371										3	0	0	0	0	1	2									
61 Robinson Chirinos, R OBP: 0.342, SLG: 0.619										2	1	1	1	1	1	2									
13 Joey Gallo, L OBP: 0.296, SLG: 0.513										2	0	0	0	1	2	1									
Inning Stats	R: 0 E: 0 K: 1 S: 12	H: 0 LOB: 0 BB: 0 P: 16	R: 0 E: 0 K: 2 S: 10	H: 1 LOB: 2 BB: 1 P: 22	R: 0 E: 0 K: 1 S: 9	H: 0 LOB: 1 BB: 1 P: 14	R: 0 E: 0 K: 1 S: 9	H: 0 LOB: 0 BB: 0 P: 15	R: 1 E: 0 K: 2 S: 11	H: 1 LOB: 0 BB: 0 P: 18	R: 0 E: 0 K: 2 S: 10	H: 0 LOB: 0 BB: 0 P: 17	R: 0 E: 0 K: 2 S: 10	H: 0 LOB: 0 BB: 0 P: 14	R: 0 E: 0 K: 3 S: 11	H: 0 LOB: 1 BB: 1 P: 17	R: 1 E: 0 K: 2 S: 10	H: 1 LOB: 0 BB: 0 P: 15	1B: 1 2B: 1 3B: 0 HR: 2	SF: 0 SAC: 0 DP: 1 HBP: 0	WP: 0 PB: 0 SB: 0 CS: 1	PA: 32			
PITCHER	IP	WLS	BF	H	R	ER	SO	BB	IBB	HBP	BLK	WP	HR	S	P	ERA	WHIP								
52 Mike Clevinger, R ERA: 3.56	6.0		21	2	1	1	9	2	0	0	0	0	1	61	102	1.50	0.667								
27 Bryan Shaw, R ERA: 2.37	1.0		3	0	0	0	2	0	0	0	0	0	0	10	14	0.00	0.000								
24 Andrew Miller, L ERA: 1.59	1.0		4	0	0	0	3	1	0	0	0	0	0	11	17	0.00	1.000								
37 Cody Allen, R ERA: 2.4	1.0	L	4	1	1	1	2	0	0	0	0	0	1	10	15	9.00	1.000								

Texas Rangers @ Cleveland Indians
Progressive Field, Cleveland, OH
Tue Jun 27 2017, 7:13 PM - 10:02 PM EDT
Att: 19,348 - Clear - 69 F

AB 29
R 2
H 3
RBI 2
BB 3
SO 16
LOB 10



Batter	1	2	3	4	5	6	7	8	9	AB	R	H	RBI	BB	SO	LOB	BOTTOM								
22 Jason Kipnis, L OBP: 0.287, SLG: 0.399										4	0	1	0	0	0	2									
12 Francisco Lindor, S OBP: 0.312, SLG: 0.467										4	0	0	0	0	1	2									
23 Michael Brantley, L OBP: 0.350, SLG: 0.429										4	0	1	0	0	1	2									
10 Edwin Encarnación, R OBP: 0.376, SLG: 0.481										4	0	0	0	0	1	2									
11 José Ramírez, S OBP: 0.379, SLG: 0.561										3	1	0	0	1	0	1									
8 Lonnie Chisenhall, L OBP: 0.372, SLG: 0.554										3	0	1	1	0	2	0									
41 Carlos Santana, S OBP: 0.328, SLG: 0.381										2	0	0	0	0	1	1									
Bradley Zimmer, L OBP: 0.361, SLG: 0.477										3	0	0	0	0	1	1									
7 Yan Gomes, R OBP: 0.306, SLG: 0.356										2	0	0	0	1	1	1									
Inning Stats	R: 0 E: 0 K: 0 S: 8	H: 1 LOB: 1 BB: 0 P: 14	R: 1 E: 0 K: 0 S: 9	H: 1 LOB: 0 BB: 1 P: 19	R: 0 E: 0 K: 0 S: 9	H: 0 LOB: 1 BB: 1 P: 17	R: 0 E: 0 K: 1 S: 14	H: 0 LOB: 0 BB: 0 P: 23	R: 0 E: 0 K: 2 S: 8	H: 0 LOB: 0 BB: 0 P: 12	R: 0 E: 0 K: 2 S: 8	H: 0 LOB: 0 BB: 0 P: 13	R: 0 E: 0 K: 2 S: 9	H: 0 LOB: 0 BB: 0 P: 16	R: 0 E: 0 K: 1 S: 10	H: 0 LOB: 1 BB: 0 P: 17	R: 0 E: 0 K: 0 S: 7	H: 1 LOB: 1 BB: 0 P: 10	1B: 3 2B: 0 3B: 0 HR: 0	SF: 0 SAC: 0 DP: 1 HBP: 1	WP: 0 PB: 0 SB: 2 CS: 0	PA: 32			
PITCHER	IP	WLS	BF	H	R	ER	SO	BB	IBB	HBP	BLK	WP	HR	S	P	ERA	WHIP								
44 Tyson Ross, R ERA: 6.14	6.0		21	2	1	1	5	2	0	0	0	0	0	56	98	1.50	0.667								
62 José Leclerc, R ERA: 2.91	1.0		4	0	0	0	2	0	0	1	0	0	0	10	20	0.00	0.000								
50 Keone Kela, R ERA: 2.64	1.0	W	3	0	0	0	1	0	0	0	0	0	0	9	13	0.00	0.000								
51 Matt Bush, R ERA: 3.14	1.0	S	4	1	0	0	0	0	0	0	0	0	0	7	10	0.00	1.000								

Texas Rangers @ Cleveland Indians
Progressive Field, Cleveland, OH
Tue Jun 27 2017, 7:13 PM - 10:02 PM EDT
Att: 19,348 - Clear - 69 F


AB 29
R 1
H 3
RBI 1
BB 2
SO 8
LOB 12



Batter	1	2	3	4	5	6	7	8	9	AB	R	H	RBI	BB	SO	LOB	TOP										
17 Shin-Soo Choo, L (1,9) OBP: 0.370, SLG: 0.423										4	0	0	0	0	1	1	<p>Texas Rangers @ Cleveland Indians Progressive Field, Cleveland, OH Thu Jun 29 2017, 12:12 PM - 2:51 PM EDT Att: 23,996 - Partly Cloudy - 83 F</p>										
1 Elvis Andrus, R (1,6) OBP: 0.347, SLG: 0.468										4	0	1	0	0	2	0											
30 Nomar Mazara, L (1,7) OBP: 0.331, SLG: 0.446										4	1	1	1	0	1	1											
29 Adrián Beltré, R (1,10) OBP: 0.355, SLG: 0.526										4	0	1	0	0	0	1											
12 Rougned Odor, L (1,4) OBP: 0.245, SLG: 0.369										3	0	1	0	0	0	1											
14 Carlos Gómez, R (1,8) OBP: 0.327, SLG: 0.486										3	0	0	0	0	3	2											
61 Robinson Chirinos, R (1,2) OBP: 0.331, SLG: 0.615										3	0	0	0	0	2	1											
5 Mike Napoli, R (1,3) OBP: 0.265, SLG: 0.404										3	0	0	0	0	1	1											
13 Joey Gallo, L (1,5) OBP: 0.298, SLG: 0.506										2	0	0	0	1	2	0											
Inning Stats	R: 1 E: 0 K: 2 S: 12	H: 1 LOB: 0 BB: 0 P: 13	R: 0 E: 0 K: 3 S: 14	H: 1 LOB: 1 BB: 0 P: 21	R: 0 E: 0 K: 0 S: 7	H: 0 LOB: 0 BB: 1 P: 16	R: 0 E: 0 K: 0 S: 8	H: 0 LOB: 0 BB: 0 P: 12	R: 0 E: 0 K: 2 S: 9	H: 0 LOB: 0 BB: 0 P: 9	R: 0 E: 0 K: 2 S: 8	H: 1 LOB: 1 BB: 0 P: 15	R: 0 E: 0 K: 1 S: 8	H: 0 LOB: 0 BB: 0 P: 12	R: 0 E: 0 K: 0 S: 12	H: 1 LOB: 1 BB: 0 P: 16	1B: 3 2B: 0 3B: 0 HR: 1	SF: 0 SAC: 0 DP: 0 HBP: 0	WP: 0 PB: 0 SB: 2 CS: 0	PA: 31							
PITCHER	IP	WLS	BF	H	R	ER	SO	BB	IBB	HBP	BLK	WP	HR	S	P	ERA	WHIP										
28 Corey Kluber, R (1,1) ERA: 3.02	8.0	W	27	3	1	1	12	1	0	0	0	0	1	78	111	1.12	0.500										
27 Bryan Shaw, R (9,1) ERA: 2.31	1.0		4	1	0	0	0	0	0	0	0	0	0	12	16	0.00	1.000										

Batter	1	2	3	4	5	6	7	8	9	AB	R	H	RBI	BB	SO	LOB	BOTTOM										
22 Jason Kipnis, L (1,4) OBP: 0.290, SLG: 0.400										4	0	0	0	0	0	2	<p>Texas Rangers @ Cleveland Indians Progressive Field, Cleveland, OH Thu Jun 29 2017, 12:12 PM - 2:51 PM EDT Att: 23,996 - Partly Cloudy - 83 F</p>										
12 Francisco Lindor, S (1,6) OBP: 0.310, SLG: 0.468										4	0	1	1	0	1	1											
23 Michael Brantley, L (1,7) OBP: 0.371, SLG: 0.444										2	1	2	0	2	0	0											
10 Edwin Encarnación, R (1,10) OBP: 0.376, SLG: 0.482										4	1	1	1	0	0	4											
11 José Ramírez, S (1,5) OBP: 0.376, SLG: 0.556										4	1	1	0	0	1	2											
Brandon Guyer, R (1,9) OBP: 0.258, SLG: 0.295										2	0	0	0	0	0	0											
8 Lonnie Chisenhall, L (6,PH) OBP: 0.371, SLG: 0.579										2	0	1	2	0	1	0											
41 Carlos Santana, S (1,3) OBP: 0.329, SLG: 0.383										3	0	1	0	1	1	1											
7 Yan Gomes, R (1,2) OBP: 0.305, SLG: 0.353										4	1	1	0	0	0	3											
Bradley Zimmer, L (1,8) OBP: 0.362, SLG: 0.465										4	1	1	0	0	1	2											
Inning Stats	R: 0 E: 0 K: 1 S: 8	H: 1 LOB: 1 BB: 0 P: 12	R: 0 E: 0 K: 1 S: 9	H: 0 LOB: 0 BB: 0 P: 14	R: 2 E: 0 K: 0 S: 10	H: 2 LOB: 1 BB: 1 P: 22	R: 0 E: 0 K: 0 S: 8	H: 0 LOB: 1 BB: 1 P: 17	R: 0 E: 0 K: 1 S: 9	H: 0 LOB: 0 BB: 0 P: 10	R: 3 E: 0 K: 1 S: 13	H: 4 LOB: 1 BB: 0 P: 17	R: 0 E: 0 K: 0 S: 9	H: 1 LOB: 2 BB: 1 P: 19	R: 0 E: 0 K: 1 S: 12	H: 1 LOB: 1 BB: 0 P: 18	1B: 3 2B: 6 3B: 0 HR: 0	SF: 0 SAC: 0 DP: 0 HBP: 0	WP: 2 PB: 0 SB: 0 CS: 0	PA: 36							
PITCHER	IP	WLS	BF	H	R	ER	SO	BB	IBB	HBP	BLK	WP	HR	S	P	ERA	WHIP										
54 Andrew Cashner, R (1,1) ERA: 3.87	5.0	L	23	6	5	5	3	2	0	0	0	0	0	48	81	9.00	1.600										
22 Nick Martínez, R (6,1) ERA: 4.41	2.0		9	2	0	0	1	1	0	0	0	0	0	18	30	0.00	1.500										
52 Tanner Scheppers, R (8,1) ERA: 6.75	1.0		4	1	0	0	1	0	0	0	0	0	0	12	18	0.00	1.000										

AB	30
R	1
H	4
RBI	1
BB	1
SO	12
LOB	8



AB	33
R	5
H	9
RBI	4
BB	3
SO	5
LOB	15



Batter	1	2	3	4	5	6	7	8	9	AB	R	H	RBI	BB	SO	LOB	TOP					
22 Jason Kipnis, L (1,4) OBP: 0.285, SLG: 0.395	L7		SF8			P5	F7			3	0	0	1	0	0	1	Cleveland Indians @ Detroit Tigers Comerica Park, Detroit, MI Sat Jul 01 2017, 1:11 PM - 4:10 PM EDT Att: 28,719 - Partly Cloudy - 78 F					
12 Francisco Lindor, S (1,6) OBP: 0.312, SLG: 0.462	K		F7			G6-3		L3		4	0	0	0	0	1							
23 Michael Brantley, L (1,7) OBP: 0.369, SLG: 0.441	L6					L7				4	0	1	0	0	0							
10 Edwin Encarnación, R (1,10) OBP: 0.375, SLG: 0.477		F8					F7	F9		3	0	0	0	1	0	1						
11 José Ramírez, S (1,5) OBP: 0.374, SLG: 0.556		G3-1						G1		4	1	1	0	0	0	2						
8 Lonnie Chisenhall, L (1,9) OBP: 0.368, SLG: 0.571										4	1	1	1	0	2	1						
41 Carlos Santana, S (1,3) OBP: 0.331, SLG: 0.394										4	2	2	2	0	0	0						
Bradley Zimmer, L (1,8) OBP: 0.354, SLG: 0.453										3	0	0	0	0	2	1						
Brandon Guyer, R (9,PH) OBP: 0.274, SLG: 0.290										1	0	0	0	0	1	0						
7 Yan Gomes, R (1,2) OBP: 0.311, SLG: 0.361										2	0	1	0	1	1	0						
Inning Stats	R: 0 E: 0 K: 1 S: 9	H: 0 LOB: 0 BB: 0 P: 12	R: 0 E: 0 K: 1 S: 10	H: 0 LOB: 0 BB: 0 P: 15	R: 1 E: 0 K: 1 S: 14	H: 2 LOB: 1 BB: 0 P: 21	R: 0 E: 0 K: 0 S: 8	H: 0 LOB: 0 BB: 1 P: 13	R: 0 E: 0 K: 2 S: 12	H: 0 LOB: 0 BB: 0 P: 17	R: 0 E: 0 K: 0 S: 7	H: 0 LOB: 0 BB: 0 P: 14	R: 3 E: 0 K: 0 S: 15	H: 3 LOB: 1 BB: 1 P: 26	R: 0 E: 0 K: 0 S: 10	H: 1 LOB: 1 BB: 0 P: 15	R: 0 E: 0 K: 2 S: 8	H: 0 LOB: 0 BB: 0 P: 14	1B: 3 2B: 2 HR: 1	SF: 1 SAC: 0 HBP: 0	WP: 0 PB: 0 SB: 0 CS: 0	PA: 35
PITCHER	IP WLS BF H R ER SO BB IBB HBP BLK WP HR S P ERA WHIP																					
19 Anibal Sánchez, R (1,1) ERA: 6.34	6.1	B 2	4	3	3	5	1	0	0	0	0	0	0	0	66	102	4.26	0.789				
68 Daniel Stumpf, L (7,1) ERA: 5.87	0.1	B 2	1	1	1	0	0	0	0	0	0	0	0	1	6	9	27.00	3.000				
61 Shane Greene, R (7,1) ERA: 3.53	0.1	W 2	0	0	0	0	1	0	0	0	0	0	0	3	7	0.00	3.000					
43 Bruce Rondón, R (8,1) ERA: 12.46	1.0	H 4	1	0	0	0	0	0	0	0	0	0	0	10	15	0.00	1.000					
38 Justin Wilson, L (9,1) ERA: 2.64	1.0	S 3	0	0	0	2	0	0	0	0	0	0	0	8	14	0.00	0.000					
Batter	1	2	3	4	5	6	7	8	9	AB	R	H	RBI	BB	SO	LOB	BOTTOM					
3 Ian Kinsler, R (1,4) OBP: 0.335, SLG: 0.410	F8		F7			K				5	0	1	0	0	1	2	Cleveland Indians @ Detroit Tigers Comerica Park, Detroit, MI Sat Jul 01 2017, 1:11 PM - 4:10 PM EDT Att: 28,719 - Partly Cloudy - 78 F					
21 Matthew den Dekker, L (1,7) OBP: 0.311, SLG: 0.361			G4-3			K				4	0	0	0	1	2	3						
28 J.D. Martinez, R (1,9) OBP: 0.388, SLG: 0.650										4	2	2	1	1	0	1						
24 Miguel Cabrera, R (1,3) OBP: 0.363, SLG: 0.463										4	1	1	1	1	0	2						
9 Nick Castellanos, R (1,5) OBP: 0.313, SLG: 0.429										4	1	3	1	0	0	0						
17 Andrew Romine, S (9,5) OBP: 0.306, SLG: 0.361										0	0	0	0	0	0	0						
41 Victor Martinez, S (1,10) OBP: 0.333, SLG: 0.367										3	2	1	0	1	1	3						
15 Mikie Mahtook, R (1,8) OBP: 0.288, SLG: 0.430										4	1	2	1	0	1	2						
34 James McCann, R (1,2) OBP: 0.280, SLG: 0.404										2	0	1	1	0	1	2						
1 Jose Iglesias, R (1,6) OBP: 0.280, SLG: 0.354										4	0	2	2	0	0	4						
Inning Stats	R: 0 E: 0 K: 0 S: 7	H: 0 LOB: 0 BB: 1 P: 14	R: 0 E: 0 K: 1 S: 10	H: 1 LOB: 3 BB: 1 P: 20	R: 2 E: 0 K: 0 S: 11	H: 2 LOB: 0 BB: 0 P: 19	R: 2 E: 0 K: 2 S: 13	H: 4 LOB: 1 BB: 0 P: 18	R: 0 E: 0 K: 3 S: 14	H: 1 LOB: 2 BB: 0 P: 18	R: 0 E: 0 K: 0 S: 10	H: 1 LOB: 1 BB: 0 P: 15	R: 3 E: 0 K: 0 S: 14	H: 3 LOB: 1 BB: 2 P: 22	R: 0 E: 0 K: 0 S: 10	H: 1 LOB: 1 BB: 0 P: 15	1B: 8 2B: 2 3B: 1 HR: 2	SF: 0 SAC: 0 DP: 1 HBP: 2	WP: 0 PB: 0 SB: 0 CS: 0	PA: 40		
PITCHER	IP WLS BF H R ER SO BB IBB HBP BLK WP HR S P ERA WHIP																					
43 Josh Tomlin, R (1,1) ERA: 6.17	4.2	B 23	8	4	4	3	2	0	1	0	0	0	0	16	21	0.00	0.750					
34 Zach McAllister, R (5,1) ERA: 2.52	1.1	L 6	1	0	0	3	0	0	1	0	0	0	0	12	19	40.50	6.000					
27 Bryan Shaw, R (7,1) ERA: 2.95	0.2	L 6	3	3	3	0	1	1	0	0	0	0	0	12	18	0.00	0.750					
51 Shawn Armstrong, R (7,1) ERA: 4.6	1.1	S 5	1	0	0	0	0	0	0	0	0	0	0	12	18	0.00	0.750					

Batter	1	2	3	4	5	6	7	8	9	AB	R	H	RBI	BB	SO	LOB	TOP					
22 Jason Kipnis, L (1,4) OBP: 0.285, SLG: 0.397	F7		F7			G4-3 10 1B	G3			4	1	1	0	0	0	0	Cleveland Indians @ Detroit Tigers Comerica Park, Detroit, MI Sat Jul 01, 2017, 7:17 PM - 10:33 PM EDT Att: 27,016 - Partly Cloudy - 81 F					
12 Francisco Lindor, S (1,6) OBP: 0.311, SLG: 0.462	K			K		K				4	0	1	0	0	3	2						
23 Michael Brantley, L (1,7) OBP: 0.367, SLG: 0.436	L8				G4-3 1B	G4-3	F8			4	0	1	1	0	0	2						
10 Edwin Encarnación, R (1,10) OBP: 0.373, SLG: 0.473		G1-3		F9		11 HR		K		4	1	1	1	0	1	2						
11 José Ramírez, S (1,5) OBP: 0.373, SLG: 0.561	F9			F7		1B		G3		4	1	1	2	0	0	2						
8 Lonnie Chisenhall, L (1,9) OBP: 0.371, SLG: 0.564									L4	2	0	0	0	2	0	0						
41 Carlos Santana, S (1,3) OBP: 0.331, SLG: 0.390		BB																				
Bradley Zimmer, L (1,8) OBP: 0.343, SLG: 0.438																						
55 Roberto Pérez, R (1,2) OBP: 0.271, SLG: 0.260																						
Inning Stats	R: 0 E: 0 K: 1 S: 10	H: 0 LOB: 0 BB: 0 P: 13	R: 0 E: 0 K: 1 S: 12	H: 0 LOB: 1 BB: 1 P: 21	R: 0 E: 0 K: 1 S: 8	H: 0 LOB: 0 BB: 0 P: 12	R: 0 E: 0 K: 1 S: 12	H: 1 LOB: 1 BB: 0 P: 17	R: 0 E: 0 K: 0 S: 5	H: 0 LOB: 0 BB: 0 P: 9	R: 4 E: 0 K: 1 S: 18	H: 4 LOB: 1 BB: 1 P: 30	R: 0 E: 0 K: 0 S: 7	H: 0 LOB: 0 BB: 0 P: 12	R: 0 E: 0 K: 1 S: 9	H: 1 LOB: 1 BB: 0 P: 15	R: 0 E: 1 K: 0 S: 8	H: 0 LOB: 0 BB: 0 P: 10	1B: 3 2B: 2 HR: 1	SF: 0 SAC: 0 DP: 2 HBP: 1	WP: 0 PB: 0 SB: 0 CS: 0	PA: 35
PITCHER	IP WLS BF H R ER SO BB IBB HBP BLK WP HR S P ERA WHIP	IP WLS BF H R ER SO BB IBB HBP BLK WP HR S P ERA WHIP	IP WLS BF H R ER SO BB IBB HBP BLK WP HR S P ERA WHIP	IP WLS BF H R ER SO BB IBB HBP BLK WP HR S P ERA WHIP	IP WLS BF H R ER SO BB IBB HBP BLK WP HR S P ERA WHIP	IP WLS BF H R ER SO BB IBB HBP BLK WP HR S P ERA WHIP	IP WLS BF H R ER SO BB IBB HBP BLK WP HR S P ERA WHIP	IP WLS BF H R ER SO BB IBB HBP BLK WP HR S P ERA WHIP	IP WLS BF H R ER SO BB IBB HBP BLK WP HR S P ERA WHIP	IP WLS BF H R ER SO BB IBB HBP BLK WP HR S P ERA WHIP	IP WLS BF H R ER SO BB IBB HBP BLK WP HR S P ERA WHIP	IP WLS BF H R ER SO BB IBB HBP BLK WP HR S P ERA WHIP	IP WLS BF H R ER SO BB IBB HBP BLK WP HR S P ERA WHIP	IP WLS BF H R ER SO BB IBB HBP BLK WP HR S P ERA WHIP	IP WLS BF H R ER SO BB IBB HBP BLK WP HR S P ERA WHIP	IP WLS BF H R ER SO BB IBB HBP BLK WP HR S P ERA WHIP						
27 Jordan Zimmermann, R (1,1) ERA: 5.58	5.2 L 23 5 4 4 5 1 0 1 0 0 1 62 94 6.35 1.059																					
68 Daniel Stumpf, L (6,1) ERA: 5.63	0.1 2 0 0 0 0 0 0 0 0 0 0 0 3 8 0.00 3.000																					
30 Alex Wilson, R (7,1) ERA: 3.99	1.0 3 0 0 0 0 0 0 0 0 0 0 0 7 12 0.00 0.000																					
53 Warwick Saupold, R (8,1) ERA: 2.28	1.0 4 1 0 0 1 0 0 0 0 0 0 0 9 15 0.00 1.000																					
64 Chad Bell, L (9,1) ERA: 2.21	1.0 3 0 0 0 0 0 0 0 0 0 0 0 8 10 0.00 0.000																					

AB	32
R	4
H	6
RBI	4
BB	2
SO	6
LOB	12



Batter	1	2	3	4	5	6	7	8	9	AB	R	H	RBI	BB	SO	LOB	BOTTOM					
3 Ian Kinsler, R (1,4) OBP: 0.330, SLG: 0.404	F9		G5-3	FC6-4			K			4	0	0	0	0	1	2	Cleveland Indians @ Detroit Tigers Comerica Park, Detroit, MI Sat Jul 01, 2017, 7:17 PM - 10:33 PM EDT Att: 27,016 - Partly Cloudy - 81 F					
31 Alex Avila, L (1,2) OBP: 0.432, SLG: 0.579	K									2	0	0	0	2	0	0						
28 J.D. Martinez, R (1,9) OBP: 0.385, SLG: 0.640	E6									4	0	1	0	0	1	1						
24 Miguel Cabrera, R (1,3) OBP: 0.358, SLG: 0.456	F9									4	0	0	0	0	2	4						
9 Nick Castellanos, R (1,5) OBP: 0.312, SLG: 0.430										4	1	1	0	0	2	3						
41 Victor Martinez, S (1,10) OBP: 0.328, SLG: 0.361										4	0	0	0	0	0	1						
15 Mikie Mahtook, R (1,8) OBP: 0.295, SLG: 0.441										4	0	2	1	0	0	0						
17 Andrew Romine, S (1,7) OBP: 0.299, SLG: 0.353										4	0	0	0	0	1	2						
1 Jose Iglesias, R (1,6) OBP: 0.281, SLG: 0.351										2	0	0	0	0	1	1						
Inning Stats	R: 0 E: 1 K: 1 S: 10	H: 0 LOB: 1 BB: 0 P: 14	R: 1 E: 0 K: 0 S: 16	H: 2 LOB: 1 BB: 0 P: 26	R: 0 E: 0 K: 2 S: 12	H: 1 LOB: 2 BB: 1 P: 22	R: 0 E: 0 K: 0 S: 11	H: 1 LOB: 2 BB: 0 P: 15	R: 0 E: 0 K: 1 S: 10	H: 0 LOB: 0 BB: 0 P: 13	R: 0 E: 0 K: 1 S: 8	H: 0 LOB: 0 BB: 0 P: 14	R: 0 E: 0 K: 2 S: 8	H: 0 LOB: 0 BB: 0 P: 10	R: 0 E: 0 K: 2 S: 12	H: 0 LOB: 1 BB: 1 P: 23	R: 0 E: 0 K: 1 S: 6	H: 0 LOB: 0 BB: 0 P: 8	1B: 2 2B: 2 HR: 0	SF: 0 SAC: 0 DP: 0 HBP: 1	WP: 0 PB: 0 SB: 0 CS: 0	PA: 35
PITCHER	IP WLS BF H R ER SO BB IBB HBP BLK WP HR S P ERA WHIP	IP WLS BF H R ER SO BB IBB HBP BLK WP HR S P ERA WHIP	IP WLS BF H R ER SO BB IBB HBP BLK WP HR S P ERA WHIP	IP WLS BF H R ER SO BB IBB HBP BLK WP HR S P ERA WHIP	IP WLS BF H R ER SO BB IBB HBP BLK WP HR S P ERA WHIP	IP WLS BF H R ER SO BB IBB HBP BLK WP HR S P ERA WHIP	IP WLS BF H R ER SO BB IBB HBP BLK WP HR S P ERA WHIP	IP WLS BF H R ER SO BB IBB HBP BLK WP HR S P ERA WHIP	IP WLS BF H R ER SO BB IBB HBP BLK WP HR S P ERA WHIP	IP WLS BF H R ER SO BB IBB HBP BLK WP HR S P ERA WHIP	IP WLS BF H R ER SO BB IBB HBP BLK WP HR S P ERA WHIP	IP WLS BF H R ER SO BB IBB HBP BLK WP HR S P ERA WHIP	IP WLS BF H R ER SO BB IBB HBP BLK WP HR S P ERA WHIP	IP WLS BF H R ER SO BB IBB HBP BLK WP HR S P ERA WHIP	IP WLS BF H R ER SO BB IBB HBP BLK WP HR S P ERA WHIP	IP WLS BF H R ER SO BB IBB HBP BLK WP HR S P ERA WHIP						
59 Carlos Carrasco, R (1,1) ERA: 3.5	7.0 W 28 4 1 1 7 1 0 1 0 0 0 12 23 0.00 0.714																					
37 Cody Allen, R (8,1) ERA: 2.81	1.0 H 4 0 0 0 2 1 0 0 0 0 0 6 8 0.00 0.000																					
24 Andrew Miller, L (9,1) ERA: 1.49	1.0 S 3 0 0 0 1 0 0 0 0 0 0 6 8 0.00 0.000																					



Batter	1	2	3	4	5	6	7	8	9	AB	R	H	RBI	BB	SO	LOB	TOP					
22 Jason Kipnis, L (1,4) 9 Enk González, R (6,4) OBP: 0.284, SLG: 0.392 OBP: 0.286, SLG: 0.439										3	0	0	0	1	1	3						
12 Francisco Lindor, S (1,6) OBP: 0.309, SLG: 0.467										6	1	1	0	0	1	4						
23 Michael Brantley, L (1,7) Brandon Guyer, R (6,7) OBP: 0.261, SLG: 0.286										4	2	1	0	0	0	1						
10 Edwin Encarnación, R (1,10) 55 Roberto Pérez, R (9,PH) OBP: 0.376, SLG: 0.481 OBP: 0.289, SLG: 0.257										4	2	2	2	1	0	0						
11 José Ramírez, S (1,5) OBP: 0.379, SLG: 0.584										4	4	3	4	1	0	2						
8 Lonnie Chisenhall, L (1,9) OBP: 0.392, SLG: 0.551										2	2	1	2	3	0	0						
41 Carlos Santana, S (1,3) OBP: 0.334, SLG: 0.398										4	0	2	3	1	1	1						
Bradley Zimmer, L (1,8) OBP: 0.345, SLG: 0.437										5	0	2	0	0	2	3						
7 Yan Gomes, R (1,2) OBP: 0.313, SLG: 0.368										5	0	2	0	0	1	4						
Inning Stats	R: 0 E: 0 K: 0 S: 7	H: 0 LOB: 0 BB: 0 P: 13	R: 2 E: 0 K: 0 S: 25	H: 4 LOB: 3 BB: 1 P: 36	R: 2 E: 0 K: 0 S: 17	H: 3 LOB: 2 BB: 1 P: 29	R: 4 E: 0 K: 0 S: 16	H: 3 LOB: 0 BB: 1 P: 29	R: 0 E: 0 K: 1 S: 10	H: 0 LOB: 0 BB: 0 P: 15	R: 3 E: 0 K: 2 S: 21	H: 3 LOB: 2 BB: 2 P: 34	R: 0 E: 0 K: 1 S: 16	H: 1 LOB: 2 BB: 2 P: 30	R: 0 E: 0 K: 1 S: 8	H: 0 LOB: 0 BB: 0 P: 10	1B: 7 2B: 3 3B: 1 HR: 3	SF: 0 SAC: 0 DP: 0 HBP: 0	WP: 0 PB: 0 SB: 2 CS: 0	PA: 49		
PITCHER	IP WLS BF H R ER SO BB IBB HBP BLK WP HR S P ERA WHIP	IP WLS BF H R ER SO BB IBB HBP BLK WP HR S P ERA WHIP	IP WLS BF H R ER SO BB IBB HBP BLK WP HR S P ERA WHIP	IP WLS BF H R ER SO BB IBB HBP BLK WP HR S P ERA WHIP	IP WLS BF H R ER SO BB IBB HBP BLK WP HR S P ERA WHIP	IP WLS BF H R ER SO BB IBB HBP BLK WP HR S P ERA WHIP	IP WLS BF H R ER SO BB IBB HBP BLK WP HR S P ERA WHIP	IP WLS BF H R ER SO BB IBB HBP BLK WP HR S P ERA WHIP	IP WLS BF H R ER SO BB IBB HBP BLK WP HR S P ERA WHIP	IP WLS BF H R ER SO BB IBB HBP BLK WP HR S P ERA WHIP	IP WLS BF H R ER SO BB IBB HBP BLK WP HR S P ERA WHIP	IP WLS BF H R ER SO BB IBB HBP BLK WP HR S P ERA WHIP	IP WLS BF H R ER SO BB IBB HBP BLK WP HR S P ERA WHIP	IP WLS BF H R ER SO BB IBB HBP BLK WP HR S P ERA WHIP	IP WLS BF H R ER SO BB IBB HBP BLK WP HR S P ERA WHIP	IP WLS BF H R ER SO BB IBB HBP BLK WP HR S P ERA WHIP	IP WLS BF H R ER SO BB IBB HBP BLK WP HR S P ERA WHIP	IP WLS BF H R ER SO BB IBB HBP BLK WP HR S P ERA WHIP	IP WLS BF H R ER SO BB IBB HBP BLK WP HR S P ERA WHIP	IP WLS BF H R ER SO BB IBB HBP BLK WP HR S P ERA WHIP	IP WLS BF H R ER SO BB IBB HBP BLK WP HR S P ERA WHIP	IP WLS BF H R ER SO BB IBB HBP BLK WP HR S P ERA WHIP

Cleveland Indians @ Detroit Tigers
Comerica Park, Detroit, MI
Sun Jul 02 2017, 1:12 PM - 5:05 PM EDT
Att: 30,429 - Sunny - 79 F

AB 41
R 11
H 14
RBI 11
BB 8
SO 7
LOB 20



Batter	1	2	3	4	5	6	7	8	9	AB	R	H	RBI	BB	SO	LOB	BOTTOM						
1 Jose Iglesias, R (1,6) OBP: 0.280, SLG: 0.346										4	1	0	0	1	1	3							
31 Alex Avila, L (1,2) OBP: 0.341, SLG: 0.571										4	1	1	1	1	2	3							
28 J.D. Martinez, R (1,9) 34 James McCann, R (7,2) OBP: 0.395, SLG: 0.650 OBP: 0.288, SLG: 0.434										2	0	2	1	1	0	0							
24 Miguel Cabrera, R (1,3) 21 Matthew den Dekker, L (7,9) OBP: 0.250, SLG: 0.143										2	0	0	0	1	2	3							
9 Nick Castellanos, R (1,5) OBP: 0.313, SLG: 0.438										4	1	1	2	1	2	2							
41 Victor Martinez, S (1,10) OBP: 0.322, SLG: 0.353										5	0	0	0	0	0	5							
15 Mikie Mahtook, R (1,8) OBP: 0.291, SLG: 0.431										5	0	1	0	0	0	0							
17 Andrew Romine, S (1,7) OBP: 0.297, SLG: 0.349										5	1	1	0	0	2	1							
49 Dixon Machado, R (1,4) OBP: 0.343, SLG: 0.358										4	2	2	0	0	0	0							
Inning Stats	R: 0 E: 0 K: 1 S: 14	H: 0 LOB: 3 BB: 3 P: 30	R: 0 E: 0 K: 1 S: 8	H: 0 LOB: 0 BB: 0 P: 10	R: 1 E: 0 K: 1 S: 12	H: 1 LOB: 2 BB: 2 P: 24	R: 0 E: 0 K: 1 S: 7	H: 0 LOB: 0 BB: 0 P: 10	R: 0 E: 0 K: 3 S: 14	H: 1 LOB: 1 BB: 0 P: 18	R: 0 E: 0 K: 0 S: 5	H: 0 LOB: 0 BB: 0 P: 7	R: 1 E: 1 K: 2 S: 19	H: 2 LOB: 2 BB: 0 P: 24	R: 0 E: 0 K: 1 S: 9	H: 0 LOB: 0 BB: 0 P: 12	R: 6 E: 0 K: 0 S: 20	H: 7 LOB: 1 BB: 0 P: 29	1B: 8 2B: 1 3B: 0 HR: 2	SF: 0 SAC: 0 DP: 0 HBP: 0	WP: 0 PB: 0 SB: 0 CS: 0	PA: 44	
PITCHER	IP WLS BF H R ER SO BB IBB HBP BLK WP HR S P ERA WHIP	IP WLS BF H R ER SO BB IBB HBP BLK WP HR S P ERA WHIP	IP WLS BF H R ER SO BB IBB HBP BLK WP HR S P ERA WHIP	IP WLS BF H R ER SO BB IBB HBP BLK WP HR S P ERA WHIP	IP WLS BF H R ER SO BB IBB HBP BLK WP HR S P ERA WHIP	IP WLS BF H R ER SO BB IBB HBP BLK WP HR S P ERA WHIP	IP WLS BF H R ER SO BB IBB HBP BLK WP HR S P ERA WHIP	IP WLS BF H R ER SO BB IBB HBP BLK WP HR S P ERA WHIP	IP WLS BF H R ER SO BB IBB HBP BLK WP HR S P ERA WHIP	IP WLS BF H R ER SO BB IBB HBP BLK WP HR S P ERA WHIP	IP WLS BF H R ER SO BB IBB HBP BLK WP HR S P ERA WHIP	IP WLS BF H R ER SO BB IBB HBP BLK WP HR S P ERA WHIP	IP WLS BF H R ER SO BB IBB HBP BLK WP HR S P ERA WHIP	IP WLS BF H R ER SO BB IBB HBP BLK WP HR S P ERA WHIP	IP WLS BF H R ER SO BB IBB HBP BLK WP HR S P ERA WHIP	IP WLS BF H R ER SO BB IBB HBP BLK WP HR S P ERA WHIP	IP WLS BF H R ER SO BB IBB HBP BLK WP HR S P ERA WHIP	IP WLS BF H R ER SO BB IBB HBP BLK WP HR S P ERA WHIP	IP WLS BF H R ER SO BB IBB HBP BLK WP HR S P ERA WHIP	IP WLS BF H R ER SO BB IBB HBP BLK WP HR S P ERA WHIP	IP WLS BF H R ER SO BB IBB HBP BLK WP HR S P ERA WHIP	IP WLS BF H R ER SO BB IBB HBP BLK WP HR S P ERA WHIP	IP WLS BF H R ER SO BB IBB HBP BLK WP HR S P ERA WHIP

Cleveland Indians @ Detroit Tigers
Comerica Park, Detroit, MI
Sun Jul 02 2017, 1:12 PM - 5:05 PM EDT
Att: 30,429 - Sunny - 79 F

AB 39
R 8
H 11
RBI 8
BB 5
SO 10
LOB 19



Batter	1	2	3	4	5	6	7	8	9	AB	R	H	RBI	BB	SO	LOB	TOP					
2 José Pirela, R OBP: 0.337, SLG: 0.495 23 Matt Szczur, R OBP: 0.330, SLG: 0.310	G3-1		L8			SH2-3		K		4	0	1	0	0	1	2						
7 Manuel Margot, R OBP: 0.328, SLG: 0.422	F8			P4		SH2-3				3	0	1	0	0	0	0						
4 Wil Myers, R OBP: 0.330, SLG: 0.472	K			K2-3		K				4	0	0	0	0	4	1						
10 Hunter Renfroe, R OBP: 0.289, SLG: 0.455		G5-3				K				4	0	0	0	0	3	1						
44 Héctor Sánchez, S OBP: 0.211, SLG: 0.417		K					F8			4	1	1	0	0	2	0						
20 Carlos Asuaje, L OBP: 0.324, SLG: 0.294		G4-3								2	0	0	0	1	1	0						
8 Erick Aybar, S OBP: 0.295, SLG: 0.346			P4			FC6		G4-3		3	0	0	0	0	0	2						
15 Cory Spangenberg, L OBP: 0.300, SLG: 0.359						FC4-6				3	0	2	1	0	0	1						
18 Austin Hedges, R OBP: 0.258, SLG: 0.397										3	0	0	0	0	2	3						
Inning Stats	R: 0 E: 0 K: 1 S: 6	H: 0 LOB: 0 BB: 0 P: 7	R: 0 E: 0 K: 1 S: 6	H: 0 LOB: 0 BB: 0 P: 10	R: 0 E: 0 K: 1 S: 9	H: 1 LOB: 1 BB: 0 P: 13	R: 0 E: 0 K: 2 S: 8	H: 0 LOB: 0 BB: 0 P: 12	R: 1 E: 0 K: 1 S: 12	H: 1 LOB: 1 BB: 1 P: 20	R: 0 E: 0 K: 2 S: 10	H: 1 LOB: 1 BB: 0 P: 15	R: 0 E: 0 K: 1 S: 15	H: 0 LOB: 0 BB: 0 P: 11	R: 0 E: 0 K: 1 S: 15	H: 2 LOB: 2 BB: 0 P: 19	R: 0 E: 0 K: 3 S: 9	H: 0 LOB: 0 BB: 0 P: 14	1B: 4 2B: 1 3B: 0 HR: 0	SF: 0 SAC: 1 DP: 0 HBP: 0	WP: 1 PB: 0 SB: 1 CS: 0	PA: 32
PITCHER	IP	WLS	BF	H	R	ER	SO	BB	IBB	HBP	BLK	WP	HR	S	P	ERA	WHIP					
28 Corey Kluber, R ERA: 2.85 37 Cody Allen, R ERA: 2.7	8.0	L	29	5	1	1	10	1	0	0	0	1	0	73	107	1.12	0.750					
22 Jason Kipnis, L OBP: 0.280, SLG: 0.385	K		G3			FC3-6		P3		4	0	0	0	0	1	4						
12 Francisco Lindor, S OBP: 0.308, SLG: 0.452	K			G4-3				K		3	0	0	0	1	2	0						
23 Michael Brantley, L OBP: 0.359, SLG: 0.427	G4-3			G4-3		G6-3		K		4	0	0	0	0	1	3						
10 Edwin Encarnación, R OBP: 0.375, SLG: 0.476		K						K		3	0	0	0	1	2	0						
11 José Ramírez, S OBP: 0.381, SLG: 0.589								G1-3		4	0	2	0	0	0	0						
8 Lonnie Chisenhall, L OBP: 0.374, SLG: 0.567										4	0	0	0	0	1	3						
41 Carlos Santana, S OBP: 0.336, SLG: 0.403										4	0	2	0	0	1	0						
Bradley Zimmer, L OBP: 0.345, SLG: 0.434										3	0	1	0	0	2	2						
7 Yan Gomes, R OBP: 0.313, SLG: 0.364										2	0	0	0	1	1	2						
Inning Stats	R: 0 E: 0 K: 2 S: 8	H: 0 LOB: 0 BB: 0 P: 12	R: 0 E: 0 K: 1 S: 11	H: 1 LOB: 0 BB: 0 P: 19	R: 0 E: 1 K: 1 S: 10	H: 1 LOB: 1 BB: 0 P: 16	R: 0 E: 0 K: 0 S: 9	H: 1 LOB: 2 BB: 1 P: 21	R: 0 E: 0 K: 0 S: 16	H: 1 LOB: 3 BB: 2 P: 29	R: 0 E: 0 K: 1 S: 8	H: 0 LOB: 0 BB: 0 P: 13	R: 0 E: 0 K: 2 S: 13	H: 1 LOB: 1 BB: 0 P: 18	R: 0 E: 0 K: 3 S: 10	H: 0 LOB: 0 BB: 0 P: 14	R: 0 E: 0 K: 1 S: 8	H: 0 LOB: 0 BB: 0 P: 11	1B: 3 2B: 2 3B: 1 HR: 0	SF: 0 SAC: 0 DP: 1 HBP: 0	WP: 2 PB: 0 SB: 1 CS: 0	PA: 34
PITCHER	IP	WLS	BF	H	R	ER	SO	BB	IBB	HBP	BLK	WP	HR	S	P	ERA	WHIP					
38 Trevor Cahill, R ERA: 2.96 76 José Torres, L ERA: 4.14 39 Kirby Yates, R ERA: 2.57 40 Ryan Buchter, L ERA: 3.06 52 Brad Hand, L ERA: 2.42	1.0	W	3	0	0	0	0	1	0	0	0	0	0	6	12	0.00	1.500					
37 Brandon Maurer, R ERA: 5.94	1.0	S	3	0	0	0	1	0	0	0	0	0	0	8	13	0.00	0.000					
40 Ryan Buchter, L ERA: 3.06 52 Brad Hand, L ERA: 2.42	1.0	H	4	1	0	0	2	0	0	0	0	0	0	13	18	0.00	1.000					
52 Brad Hand, L ERA: 2.42	1.0	H	3	0	0	0	3	0	0	0	0	0	0	10	14	0.00	0.000					

San Diego Padres @ Cleveland Indians
Progressive Field, Cleveland, OH
Tue Jul 04 2017, 7:11 PM - 10:10 PM EDT
Att: 33,869 - Partly Cloudy - 74 F

AB 30
R 1
H 5
RBI 1
BB 1
SO 13
LOB 10



BOTTOM

San Diego Padres @ Cleveland Indians
Progressive Field, Cleveland, OH
Tue Jul 04 2017, 7:11 PM - 10:10 PM EDT
Att: 33,869 - Partly Cloudy - 74 F

AB 31
R 0
H 5
RBI 0
BB 3
SO 11
LOB 14



Batter	1	2	3	4	5	6	7	8	9	AB	R	H	RBI	BB	SO	LOB	TOP																					
2 José Pirela, R OBP: 0.349, SLG: 0.520	L7		1B		3B	P3		1B		5	1	3	1	0	0	2																						
7 Manuel Margot, R OBP: 0.321, SLG: 0.412	K		K		F9	K		FC6-4		5	0	0	0	0	3	5																						
4 Wil Myers, R OBP: 0.329, SLG: 0.471	K		L7		K			G5-4-3		5	1	1	0	0	2	3																						
10 Hunter Renfroe, R OBP: 0.288, SLG: 0.451		1B	K		E6			K		5	0	1	0	0	3	2																						
15 Cory Spangenberg, L OBP: 0.302, SLG: 0.372		BB			L9			G4-3		4	1	1	2	1	0	1																						
8 Enck Aybar, S OBP: 0.302, SLG: 0.349	K				HBP	1B		1B		4	2	2	0	0	1	2																						
23 Matt Szczur, R OBP: 0.336, SLG: 0.311		BB			G5-3			K		3	0	1	0	1	1	2																						
20 Carlos Asuaje, L OBP: 0.366, SLG: 0.368	K				1B			2B		4	0	3	2	0	1	3																						
21 Luis Torrens, R OBP: 0.275, SLG: 0.247	G4-3				1B			K		3	1	1	0	0	1	5																						
Inning Stats	R: 0 E: 0 K: 2 S: 8	H: 0 LOB: 0 BB: 0 P: 12	R: 0 E: 0 K: 2 S: 11	H: 1 LOB: 3 BB: 2 P: 25	R: 0 E: 0 K: 2 S: 10	H: 1 LOB: 1 BB: 0 P: 16	R: 1 E: 0 K: 0 S: 9	H: 1 LOB: 1 BB: 0 P: 15	R: 2 E: 1 K: 1 S: 16	H: 2 LOB: 2 BB: 0 P: 24	R: 1 E: 0 K: 1 S: 15	H: 3 LOB: 2 BB: 0 P: 24	R: 2 E: 0 K: 3 S: 16	H: 4 LOB: 0 BB: 0 P: 26	R: 0 E: 0 K: 0 S: 9	H: 1 LOB: 0 BB: 0 P: 12	R: 0 E: 0 K: 1 S: 8	H: 0 LOB: 0 BB: 0 P: 12	1B: 9 2B: 2 3B: 1 HR: 1	SF: 0 SAC: 1 DP: 1 HBP: 1	WP: 0 PA: 42 PB: 0 SB: 0 CS: 0																	
PITCHER	IP	WLS	BF	H	R	ER	SO	BB	IBB	HBP	BLK	WP	HR	S	P	ERA	WHIP	PITCHER				IP	WLS	BF	H	R	ER	SO	BB	IBB	HBP	BLK	WP	HR	S	P	ERA	WHIP
47 Trevor Bauer, R ERA: 5.24	5.0	L	26	8	4	3	7	2	0	1	0	0	0	62	107	5.40	2.000					5.0	L	26	8	4	3	7	2	0	1	0	0	0	62	107	5.40	2.000
Nick Goody, R ERA: 1.35	1.1		5	1	1	1	2	0	0	0	0	0	0	13	19	6.75	0.750					1.1		5	1	1	1	2	0	0	0	0	0	13	19	6.75	0.750	
34 Zach McAllister, R ERA: 2.72	0.2		5	3	1	1	2	0	0	0	0	0	1	10	16	13.50	4.500					0.2		5	3	1	1	2	0	0	0	0	1	10	16	13.50	4.500	
61 Dan Otero, R ERA: 3.27	1.0		3	1	0	0	0	0	0	0	0	0	0	9	12	0.00	1.000					1.0		3	1	0	0	0	0	0	0	0	9	12	0.00	1.000		
51 Shawn Armstrong, R ERA: 4.75	1.0		3	0	0	0	1	0	0	0	0	0	0	8	12	0.00	0.000					1.0		3	0	0	0	1	0	0	0	0	8	12	0.00	0.000		

San Diego Padres @ Cleveland Indians
Progressive Field, Cleveland, OH
Wed Jul 05 2017, 7:11 PM - 10:31 PM EDT
Att: 18,765 - Clear - 75 F

AB 38
R 6
H 13
RBI 5
BB 2
SO 12
LOB 25



Batter	1	2	3	4	5	6	7	8	9	AB	R	H	RBI	BB	SO	LOB	BOTTOM																					
Bradley Zimmer, L OBP: 0.333, SLG: 0.418	G6-3		G6-3		G4-3		G4-3		G4-3	5	0	0	0	0	0	2																						
12 Francisco Lindor, S OBP: 0.312, SLG: 0.461	G4-3		G6-4-3		2B		K		G4-3	5	0	3	2	0	1	0																						
23 Michael Brantley, L OBP: 0.362, SLG: 0.426	G4-3		G6-4-3		1B		1B			4	0	2	0	0	0	2																						
10 Edwin Encarnación, R OBP: 0.371, SLG: 0.469	K				G5-4-3		F7			4	0	0	0	0	2	4																						
11 José Ramírez, S OBP: 0.379, SLG: 0.588	G3-1		G4-3		G4-3		P3		2B	4	0	1	0	0	0	0																						
8 Lonnie Chisenhall, L OBP: 0.379, SLG: 0.569	G4-3				1B		L6			3	0	2	0	0	0	0																						
Brandon Guyer, R OBP: 0.297, SLG: 0.281					1B		1B			1	0	0	0	0	0	1																						
35 Abraham Almonte, S OBP: 0.340, SLG: 0.367	2B				1B		1B		K	4	0	3	0	0	1	1																						
55 Roberto Pérez, R OBP: 0.264, SLG: 0.252	K				K		K		1B	2	0	0	0	0	2	3																						
22 Jason Kipnis, L OBP: 0.279, SLG: 0.384					K		K			1	0	0	0	0	1	2																						
7 Yan Gomes, R OBP: 0.317, SLG: 0.367					K		K			1	0	1	0	0	0	0																						
9 Enk González, R OBP: 0.304, SLG: 0.467	E5		G6-3		G4-3		K		K	4	2	2	0	0	2	2																						
Inning Stats	R: 0 E: 0 K: 1 S: 13	H: 1 LOB: 1 BB: 0 P: 23	R: 0 E: 0 K: 1 S: 13	H: 1 LOB: 0 BB: 0 P: 20	R: 1 E: 1 K: 0 S: 6	H: 2 LOB: 0 BB: 0 P: 7	R: 0 E: 0 K: 2 S: 12	H: 2 LOB: 2 BB: 0 P: 20	R: 1 E: 0 K: 0 S: 13	H: 3 LOB: 1 BB: 0 P: 20	R: 0 E: 0 K: 2 S: 13	H: 2 LOB: 2 BB: 0 P: 18	R: 0 E: 0 K: 1 S: 11	H: 1 LOB: 0 BB: 0 P: 18	R: 0 E: 0 K: 1 S: 7	H: 2 LOB: 2 BB: 0 P: 12	R: 0 E: 0 K: 1 S: 6	H: 0 LOB: 0 BB: 0 P: 9	1B: 9 2B: 5 3B: 0 HR: 0	SF: 0 SAC: 0 DP: 2 HBP: 0	WP: 0 PA: 38 PB: 0 SB: 0 CS: 0																	
PITCHER	IP	WLS	BF	H	R	ER	SO	BB	IBB	HBP	BLK	WP	HR	S	P	ERA	WHIP	PITCHER				IP	WLS	BF	H	R	ER	SO	BB	IBB	HBP	BLK	WP	HR	S	P	ERA	WHIP
61 Luis Perdomo, R ERA: 4.54	5.0		22	9	2	1	4	0	0	0	0	0	0	7	11	0.00	6.000					5.0		22	9	2	1	4	0	0	0	0	0	7	11	0.00	6.000	
40 Ryan Buchter, L ERA: 3.03	0.1	H	3	2	0	0	0	0	0	0	0	0	0	7	11	0.00	6.000					0.1	H	3	2	0	0	0	0	0	0	0	0	7	11	0.00	6.000	
88 Phil Maton, R ERA: 1.74	1.2	H	6	1	0	0	3	0	0	0	0	0	0	17	25	0.00	0.600					1.2	H	6	1	0	0	3	0	0	0	0	17	25	0.00	0.600		
52 Brad Hand, L ERA: 2.36	1.0		4	2	0	0	1	0	0	0	0	0	0	7	12	0.00	2.000					1.0		4	2	0	0	1	0	0	0	0	7	12	0.00	2.000		
34 Craig Stammen, R ERA: 4.44	1.0		3	0	0	0	1	0	0	0	0	0	0	6	9	0.00	0.000					1.0		3	0	0	0	1	0	0	0	0	6	9	0.00	0.000		

San Diego Padres @ Cleveland Indians
Progressive Field, Cleveland, OH
Wed Jul 05 2017, 7:11 PM - 10:31 PM EDT
Att: 18,765 - Clear - 75 F

AB 38
R 2
H 14
RBI 2
BB 0
SO 9
LOB 17



Batter	1	2	3	4	5	6	7	8	9	AB	R	H	RBI	BB	SO	LOB	TOP																					
2 José Pirela, R OBP: 0.345, SLG: 0.509	F9			P6		G6-3		G4-3		4	0	1	0	0	0	0	San Diego Padres @ Cleveland Indians Progressive Field, Cleveland, OH Thu Jul 06 2017, 7:11 PM - 10:18 PM EDT Att: 19,057 - Partly Cloudy - 77 F																					
7 Manuel Margot, R OBP: 0.315, SLG: 0.405	K			L9		G4-3		G4-3		4	0	0	0	0	1	2																						
4 Wil Myers, R OBP: 0.326, SLG: 0.486	L8			K		G6-3		G6-3		3	0	0	0	0	1	0																						
44 Héctor Sánchez, S OBP: 0.205, SLG: 0.405										1	0	0	0	0	0	0																						
10 Hunter Renfroe, R OBP: 0.287, SLG: 0.452		K								4	1	1	0	0	2	0																						
15 Cory Spangenberg, L OBP: 0.302, SLG: 0.371		L9								3	1	1	0	0	0	0																						
23 Matt Szczur, R OBP: 0.333, SLG: 0.308										1	0	0	0	0	0	0																						
8 Enck Aybar, S OBP: 0.302, SLG: 0.353										3	0	1	1	0	1	0																						
20 Carlos Asuaje, L OBP: 0.304, SLG: 0.366										3	0	1	0	0	1	2																						
17 Allen Córdoba, R OBP: 0.288, SLG: 0.331										2	0	0	1	0	1	1																						
21 Luis Torrens, R OBP: 0.265, SLG: 0.237										3	0	0	0	0	1	2																						
Inning Stats	R: 0 E: 0 K: 1 S: 7	H: 0 LOB: 0 BB: 0 P: 10	R: 0 E: 0 K: 2 S: 9	H: 0 LOB: 0 BB: 0 P: 11	R: 0 E: 0 K: 2 S: 12	H: 0 LOB: 0 BB: 0 P: 18	R: 0 E: 0 K: 1 S: 10	H: 0 LOB: 0 BB: 0 P: 12	R: 2 E: 0 K: 0 S: 16	H: 3 LOB: 1 BB: 0 P: 20	R: 0 E: 0 K: 0 S: 7	H: 0 LOB: 0 BB: 0 P: 10	R: 0 E: 0 K: 0 S: 9	H: 0 LOB: 0 BB: 0 P: 10	R: 0 E: 0 K: 1 S: 13	H: 2 LOB: 2 BB: 0 P: 17	R: 0 E: 0 K: 1 S: 8	H: 0 LOB: 0 BB: 0 P: 10	1B: 3 2B: 2 3B: 0 HR: 0	SF: 1 SAC: 0 DP: 0 HBP: 0	WP: 0 PA: 32 PB: 0 SB: 0 CS: 0																	
PITCHER	IP	WLS	BF	H	R	ER	SO	BB	IBB	HBP	BLK	WP	HR	S	P	ERA	WHIP	PITCHER				IP	WLS	BF	H	R	ER	SO	BB	IBB	HBP	BLK	WP	HR	S	P	ERA	WHIP
43 Josh Tomlin, R ERA: 5.9	7.0	W	25	4	2	2	6	0	0	0	0	0	0	74	96	2.57	0.571																					
27 Bryan Shaw, R ERA: 2.95	1.0		4	1	0	0	1	0	0	0	0	0	0	9	12	0.00	1.000																					
51 Shawn Armstrong, R ERA: 4.5	1.0		3	0	0	0	1	0	0	0	0	0	0	8	10	0.00	0.000																					

AB	31
R	2
H	5
RBI	2
BB	0
SO	8
LOB	7



Batter	1	2	3	4	5	6	7	8	9	AB	R	H	RBI	BB	SO	LOB	BOTTOM																					
22 Jason Kipnis, L OBP: 0.281, SLG: 0.386	F9			K		G3		L7		4	1	1	0	1	1	3	San Diego Padres @ Cleveland Indians Progressive Field, Cleveland, OH Thu Jul 06 2017, 7:11 PM - 10:18 PM EDT Att: 19,057 - Partly Cloudy - 77 F																					
12 Francisco Lindor, S OBP: 0.311, SLG: 0.457				F7		K		G4-3		5	1	1	0	0	1	4																						
23 Michael Brantley, L OBP: 0.366, SLG: 0.436				K		G3		G3		4	3	2	1	1	1	2																						
10 Edwin Encarnación, R OBP: 0.377, SLG: 0.488										5	4	4	2	0	0	1																						
Brandon Guyer, R OBP: 0.297, SLG: 0.281										0	0	0	0	0	0	0																						
11 José Ramírez, S OBP: 0.382, SLG: 0.597										5	1	3	3	0	0	4																						
9 Enk González, R OBP: 0.304, SLG: 0.467										0	0	0	0	0	0	0																						
8 Lonnie Chisenhall, L OBP: 0.374, SLG: 0.567										4	0	1	3	0	1	1																						
35 Abraham Almonte, S OBP: 0.333, SLG: 0.351										4	0	0	0	1	1	3																						
Bradley Zimmer, L OBP: 0.331, SLG: 0.416										3	0	1	1	0	1	2																						
7 Yan Gomes, R OBP: 0.320, SLG: 0.383										3	1	1	1	1	1	2																						
Inning Stats	R: 3 E: 0 K: 1 S: 15	H: 3 LOB: 0 BB: 0 P: 22	R: 0 E: 0 K: 2 S: 9	H: 1 LOB: 2 BB: 1 P: 17	R: 2 E: 0 K: 0 S: 13	H: 1 LOB: 2 BB: 2 P: 28	R: 0 E: 0 K: 2 S: 9	H: 0 LOB: 1 BB: 1 P: 18	R: 1 E: 0 K: 1 S: 8	H: 2 LOB: 1 BB: 0 P: 12	R: 3 E: 0 K: 1 S: 16	H: 4 LOB: 2 BB: 0 P: 26	R: 0 E: 2 K: 0 S: 14	H: 0 LOB: 2 BB: 0 P: 23	R: 2 E: 0 K: 0 S: 24	H: 3 LOB: 1 BB: 0 P: 33	1B: 7 2B: 3 3B: 1 HR: 3	SF: 2 SAC: 0 DP: 0 HBP: 0	WP: 0 PA: 43 PB: 0 SB: 1 CS: 0																			
PITCHER	IP	WLS	BF	H	R	ER	SO	BB	IBB	HBP	BLK	WP	HR	S	P	ERA	WHIP	PITCHER				IP	WLS	BF	H	R	ER	SO	BB	IBB	HBP	BLK	WP	HR	S	P	ERA	WHIP
64 Dineson Lamet, R ERA: 5.95	4.0	L	22	6	6	5	5	4	0	0	0	0	0	2	47	11.25	2.500																					
76 José Torres, L ERA: 4.66	1.2		9	4	3	3	2	0	0	0	0	0	1	21	33	16.20	2.400																					
59 Kevin Quackenbush, R ERA: 0.64	2.0		11	4	2	2	0	0	0	0	0	0	0	36	55	9.00	2.000																					
39 Kirby Yates, R ERA: 2.54	0.1		1	0	0	0	0	0	0	0	0	0	0	4	5	0.00	0.000																					

AB	37
R	11
H	14
RBI	11
BB	4
SO	7
LOB	22



Batter	1	2	3	4	5	6	7	8	9	AB R H RBI BB SO LOB	TOP									
3 Ian Kinsler, R OBP: 0.325, SLG: 0.391										3 0 0 0 1 1 0	<p>Detroit Tigers @ Cleveland Indians Progressive Field, Cleveland, OH Sat Jul 08 2017, 7:17 PM - 10:31 PM EDT Att: 34,726 - Clear - 74 F</p>									
31 Alex Avila, L OBP: 0.423, SLG: 0.543										4 0 1 0 0 1 1										
8 Justin Upton, R OBP: 0.355, SLG: 0.500										4 0 1 0 0 0 1										
24 Miguel Cabrera, R OBP: 0.356, SLG: 0.444										4 0 1 0 0 0 2										
28 J.D. Martinez, R OBP: 0.381, SLG: 0.615										3 0 1 0 1 0 1										
41 Victor Martinez, S OBP: 0.324, SLG: 0.369										3 0 0 0 0 0 2										
9 Nick Castellanos, R OBP: 0.312, SLG: 0.436										3 0 0 0 0 2 1										
15 Mikie Mahtook, R OBP: 0.286, SLG: 0.412										3 0 0 0 0 2 1										
1 Jose Iglesias, R OBP: 0.273, SLG: 0.337										3 0 0 0 0 0 0										
Inning Stats	R: 0 E: 0 K: 1 S: 9	H: 1 LOB: 1 BB: 1 P: 18	R: 0 E: 0 K: 1 S: 12	H: 1 LOB: 1 BB: 0 P: 20	R: 0 E: 0 K: 0 S: 5	H: 0 LOB: 0 BB: 0 P: 9	R: 0 E: 0 K: 0 S: 8	H: 0 LOB: 1 BB: 1 P: 16	R: 0 E: 0 K: 2 S: 10	H: 1 LOB: 1 BB: 0 P: 17		R: 0 E: 0 K: 1 S: 12	H: 0 LOB: 0 BB: 0 P: 17	R: 0 E: 0 K: 1 S: 10	H: 0 LOB: 0 BB: 0 P: 13	R: 0 E: 0 K: 0 S: 7	H: 1 LOB: 1 BB: 0 P: 10	1B: 3 2B: 1 3B: 0 HR: 0	SF: 0 SAC: 0 DP: 0 HBP: 0	WP: 0 PB: 0 SB: 0 CS: 1
PITCHER	IP WLS BF H R ER SO BB IBB HBP BLK WP HR S P ERA WHIP											IP WLS BF H R ER SO BB IBB HBP BLK WP HR S P ERA WHIP								
52 Mike Clevinger, R ERA: 3.0	6.0 W 22 3 0 0 4 2 0 0 0 0 0 0 54 96 0.00 0.833																			
24 Andrew Miller, L ERA: 1.42	2.0 H 6 0 0 0 2 0 0 0 0 0 0 0 22 30 0.00 0.000																			
37 Cody Allen, R ERA: 2.62	1.0 4 1 0 0 0 0 0 0 0 0 0 0 7 10 0.00 1.000																			

Batter	1	2	3	4	5	6	7	8	9	AB R H RBI BB SO LOB	BOTTOM							
22 Jason Kipnis, L OBP: 0.292, SLG: 0.402										2 0 1 0 0 0 0	<p>Detroit Tigers @ Cleveland Indians Progressive Field, Cleveland, OH Sat Jul 08 2017, 7:17 PM - 10:31 PM EDT Att: 34,726 - Clear - 74 F</p>							
9 Enk González, R OBP: 0.327, SLG: 0.500										3 0 2 0 0 1 0								
12 Francisco Lindor, S OBP: 0.310, SLG: 0.462										4 1 1 0 1 0 3								
23 Michael Brantley, L OBP: 0.369, SLG: 0.445										3 0 1 1 1 0 2								
10 Edwin Encarnación, R OBP: 0.370, SLG: 0.475										4 0 0 0 0 1 4								
11 José Ramírez, S OBP: 0.384, SLG: 0.591										3 0 0 0 1 1 0								
8 Lonnie Chisenhall, L OBP: 0.377, SLG: 0.551										3 1 1 0 1 1 1								
41 Carlos Santana, S OBP: 0.341, SLG: 0.411										3 1 2 1 1 1 1								
Bradley Zimmer, L OBP: 0.338, SLG: 0.452										4 1 1 1 0 1 4								
7 Yan Gomes, R OBP: 0.321, SLG: 0.373										3 0 0 1 0 1 0								
Inning Stats	R: 0 E: 0 K: 0 S: 10	H: 1 LOB: 0 BB: 0 P: 18	R: 0 E: 0 K: 0 S: 5	H: 1 LOB: 0 BB: 0 P: 7	R: 0 E: 0 K: 1 S: 9	H: 1 LOB: 2 BB: 1 P: 14	R: 1 E: 0 K: 3 S: 18	H: 2 LOB: 1 BB: 0 P: 26	R: 0 E: 0 K: 2 S: 10	H: 0 LOB: 1 BB: 1 P: 21	R: 0 E: 0 K: 0 S: 11	H: 1 LOB: 2 BB: 1 P: 16	R: 3 E: 1 K: 1 S: 23	H: 3 LOB: 1 BB: 1 P: 33	1B: 2 2B: 6 3B: 1 HR: 0	SF: 1 SAC: 0 DP: 0 HBP: 0	WP: 0 PB: 0 SB: 1 CS: 0	PA: 38
PITCHER	IP WLS BF H R ER SO BB IBB HBP BLK WP HR S P ERA WHIP											IP WLS BF H R ER SO BB IBB HBP BLK WP HR S P ERA WHIP						
35 Justin Verlander, R ERA: 4.75	6.2 L 30 6 1 1 6 2 2 0 0 0 0 0 0 69 115 1.35 1.200																	
61 Shane Greene, R ERA: 3.23	0.1 1 0 0 0 0 0 0 0 0 0 0 0 4 6 0.00 0.000																	
43 Bruce Rondon, R ERA: 11.57	0.2 6 3 3 3 1 1 0 0 0 0 0 0 21 30 40.50 6.000																	
68 Daniel Stumpf, L ERA: 4.35	0.1 1 0 0 0 0 0 0 0 0 0 0 0 2 3 0.00 0.000																	

AB	30
R	0
H	4
RBI	0
BB	2
SO	6
LOB	9



AB	32
R	4
H	9
RBI	4
BB	5
SO	7
LOB	15



Batter	1	2	3	4	5	6	7	8	9	AB	R	H	RBI	BB	SO	LOB	TOP			
3 Ian Kinsler, R OBP: 0.323, SLG: 0.387										5	0	1	1	0	1	4	Detroit Tigers @ Cleveland Indians Progressive Field, Cleveland, OH Sun Jul 09 2017, 8:11 PM - 11:58 PM EDT Att: 24,915 - Partly Cloudy - 75 F			
31 Alex Avila, L OBP: 0.423, SLG: 0.535										3	0	0	0	2	2	1				
8 Justin Upton, R OBP: 0.350, SLG: 0.491										5	0	0	0	0	2	6				
24 Miguel Cabrera, R OBP: 0.357, SLG: 0.440										3	0	0	0	2	0	0				
28 J.D. Martinez, R OBP: 0.381, SLG: 0.610										5	2	2	0	0	2	2				
41 Victor Martinez, S OBP: 0.322, SLG: 0.366										5	1	1	0	0	1	3				
9 Nick Castellanos, R OBP: 0.313, SLG: 0.433										4	1	1	1	1	2	1				
17 Andrew Romine, S OBP: 0.294, SLG: 0.345										0	0	0	0	0	0	0				
14 Alex Presley, L OBP: 0.355, SLG: 0.393										3	0	2	2	1	0	0				
1 Jose Iglesias, R OBP: 0.280, SLG: 0.347										4	1	3	1	0	0	2				
Inning Stats	R: 0 E: 0 K: 1 S: 8	H: 0 LOB: 0 BB: 0 P: 12	R: 0 E: 0 K: 1 S: 13	H: 0 LOB: 0 BB: 0 P: 20	R: 1 E: 0 K: 2 S: 12	H: 2 LOB: 1 BB: 0 P: 16	R: 0 E: 0 K: 1 S: 11	H: 0 LOB: 1 BB: 1 P: 23	R: 0 E: 0 K: 3 S: 17	H: 1 LOB: 3 BB: 2 P: 30	R: 3 E: 0 K: 0 S: 14	H: 3 LOB: 2 BB: 3 P: 27	R: 1 E: 0 K: 1 S: 17	H: 3 LOB: 2 BB: 0 P: 25	R: 0 E: 0 K: 1 S: 13	H: 1 LOB: 1 BB: 0 P: 11	1B: 8 2B: 2 3B: 0 HR: 0	SF: 0 SAC: 0 DP: 0 HBP: 0	WP: 1 PB: 0 SB: 1 CS: 0	PA: 43
PITCHER	IP WLS BF H R ER SO BB IBB HBP BLK WP HR S P ERA WHIP	IP WLS BF H R ER SO BB IBB HBP BLK WP HR S P ERA WHIP	IP WLS BF H R ER SO BB IBB HBP BLK WP HR S P ERA WHIP	IP WLS BF H R ER SO BB IBB HBP BLK WP HR S P ERA WHIP	IP WLS BF H R ER SO BB IBB HBP BLK WP HR S P ERA WHIP	IP WLS BF H R ER SO BB IBB HBP BLK WP HR S P ERA WHIP	IP WLS BF H R ER SO BB IBB HBP BLK WP HR S P ERA WHIP	IP WLS BF H R ER SO BB IBB HBP BLK WP HR S P ERA WHIP	IP WLS BF H R ER SO BB IBB HBP BLK WP HR S P ERA WHIP	IP WLS BF H R ER SO BB IBB HBP BLK WP HR S P ERA WHIP	IP WLS BF H R ER SO BB IBB HBP BLK WP HR S P ERA WHIP	IP WLS BF H R ER SO BB IBB HBP BLK WP HR S P ERA WHIP	IP WLS BF H R ER SO BB IBB HBP BLK WP HR S P ERA WHIP	IP WLS BF H R ER SO BB IBB HBP BLK WP HR S P ERA WHIP	IP WLS BF H R ER SO BB IBB HBP BLK WP HR S P ERA WHIP	IP WLS BF H R ER SO BB IBB HBP BLK WP HR S P ERA WHIP	IP WLS BF H R ER SO BB IBB HBP BLK WP HR S P ERA WHIP			
28 Corey Kluber, R ERA: 2.8	5.0	21	3	1	1	8	3	0	0	0	0	0	0	0	0	0	1.80	1.200		
Nick Goody, R ERA: 2.16	0.1	L	4	1	3	3	0	0	0	0	0	0	0	0	0	0	81.00	9.000		
61 Dan Otero, R ERA: 3.41	1.1		9	4	1	1	0	1	0	0	0	0	0	0	0	0	6.75	3.000		
34 Zach McAllister, R ERA: 2.56	1.1		5	1	0	0	0	0	0	0	0	0	0	0	0	0	0.00	0.750		
27 Bryan Shaw, R ERA: 2.81	1.0		4	1	0	0	0	0	0	0	0	0	0	0	0	0	0.00	1.000		

Batter	1	2	3	4	5	6	7	8	9	AB	R	H	RBI	BB	SO	LOB	BOTTOM					
Bradley Zimmer, L OBP: 0.339, SLG: 0.450										5	1	2	0	0	1	2	Detroit Tigers @ Cleveland Indians Progressive Field, Cleveland, OH Sun Jul 09 2017, 8:11 PM - 11:58 PM EDT Att: 24,915 - Partly Cloudy - 75 F					
12 Francisco Lindor, S OBP: 0.312, SLG: 0.456										5	0	0	0	0	1	2						
23 Michael Brantley, L OBP: 0.367, SLG: 0.440										3	0	0	0	1	0	1						
10 Edwin Encarnación, R OBP: 0.374, SLG: 0.481										3	1	2	1	1	0	0						
11 José Ramírez, S OBP: 0.388, SLG: 0.601										3	1	2	2	1	0	2						
8 Lonnie Chisenhall, L OBP: 0.376, SLG: 0.578										1	0	0	0	0	0	1						
Brandon Guyer, R OBP: 0.274, SLG: 0.288										2	0	1	0	1	1	2						
41 Carlos Santana, S OBP: 0.340, SLG: 0.409										4	0	1	0	0	0	3						
7 Yan Gomes, R OBP: 0.315, SLG: 0.365										4	0	0	0	0	1	2						
9 Erik González, R OBP: 0.314, SLG: 0.480										2	0	0	0	0	0	0						
35 Abraham Almonte, S, PH OBP: 0.333, SLG: 0.350										1	0	0	0	0	0	2						
39 Gio Urshela, R OBP: 0.312, SLG: 0.350										1	0	0	0	0	0	0						
Inning Stats	R: 0 E: 0 K: 0 S: 4	H: 0 LOB: 0 BB: 0 P: 7	R: 0 E: 0 K: 0 S: 8	H: 1 LOB: 0 BB: 0 P: 14	R: 0 E: 0 K: 0 S: 11	H: 0 LOB: 0 BB: 0 P: 15	R: 1 E: 1 K: 1 S: 8	H: 2 LOB: 2 BB: 1 P: 12	R: 0 E: 0 K: 0 S: 9	H: 0 LOB: 0 BB: 0 P: 14	R: 0 E: 0 K: 0 S: 7	H: 0 LOB: 0 BB: 0 P: 8	R: 2 E: 0 K: 2 S: 20	H: 4 LOB: 2 BB: 0 P: 26	R: 0 E: 0 K: 0 S: 14	H: 0 LOB: 3 BB: 3 P: 33	R: 0 E: 0 K: 1 S: 13	H: 1 LOB: 1 BB: 0 P: 17	1B: 6 2B: 1 3B: 0 HR: 1	SF: 0 SAC: 0 DP: 1 HBP: 0	WP: 0 PB: 0 SB: 0 CS: 0	PA: 38
PITCHER	IP WLS BF H R ER SO BB IBB HBP BLK WP HR S P ERA WHIP	IP WLS BF H R ER SO BB IBB HBP BLK WP HR S P ERA WHIP	IP WLS BF H R ER SO BB IBB HBP BLK WP HR S P ERA WHIP	IP WLS BF H R ER SO BB IBB HBP BLK WP HR S P ERA WHIP	IP WLS BF H R ER SO BB IBB HBP BLK WP HR S P ERA WHIP	IP WLS BF H R ER SO BB IBB HBP BLK WP HR S P ERA WHIP	IP WLS BF H R ER SO BB IBB HBP BLK WP HR S P ERA WHIP	IP WLS BF H R ER SO BB IBB HBP BLK WP HR S P ERA WHIP	IP WLS BF H R ER SO BB IBB HBP BLK WP HR S P ERA WHIP	IP WLS BF H R ER SO BB IBB HBP BLK WP HR S P ERA WHIP	IP WLS BF H R ER SO BB IBB HBP BLK WP HR S P ERA WHIP	IP WLS BF H R ER SO BB IBB HBP BLK WP HR S P ERA WHIP	IP WLS BF H R ER SO BB IBB HBP BLK WP HR S P ERA WHIP	IP WLS BF H R ER SO BB IBB HBP BLK WP HR S P ERA WHIP	IP WLS BF H R ER SO BB IBB HBP BLK WP HR S P ERA WHIP	IP WLS BF H R ER SO BB IBB HBP BLK WP HR S P ERA WHIP						
32 Michael Fulmer, R ERA: 3.19	6.0	W	25	7	3	2	1	0	0	0	0	0	0	0	0	0	3.00	1.167				
61 Shane Greene, R ERA: 3.12	1.1	H	6	0	0	0	2	2	0	0	0	0	0	0	0	0	0.00	1.500				
3B Justin Wilson, L ERA: 2.36	1.2	S	7	1	0	0	1	1	0	0	0	0	0	0	0	0	0.00	1.200				

Detroit Tigers @ Cleveland Indians
 Progressive Field, Cleveland, OH
 Sun Jul 09 2017, 8:11 PM - 11:58 PM EDT
 Att: 24,915 - Partly Cloudy - 75 F

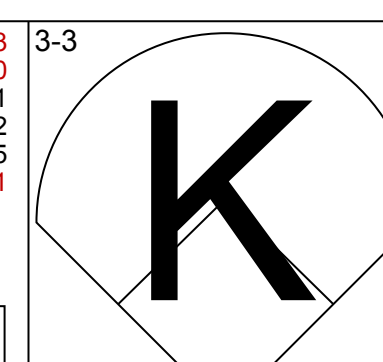
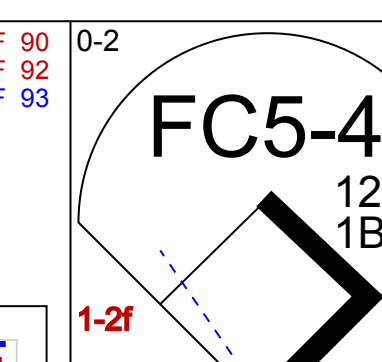
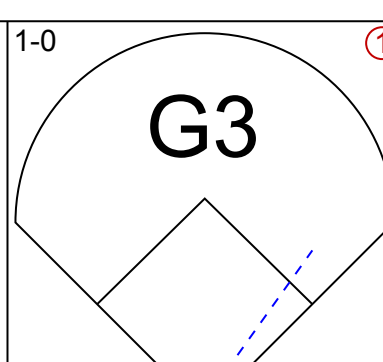
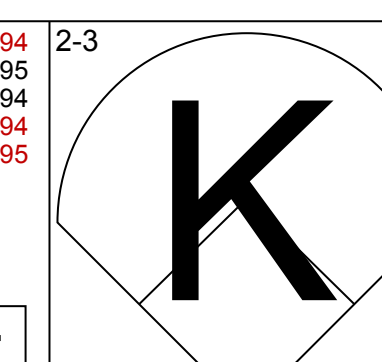
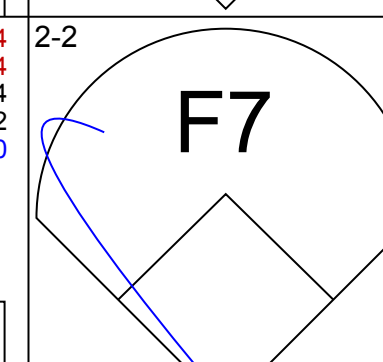
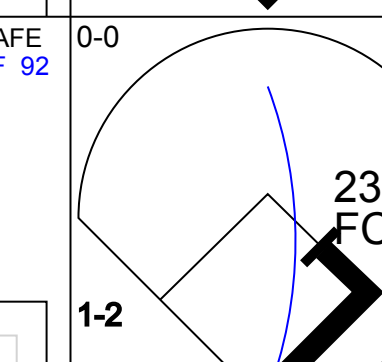
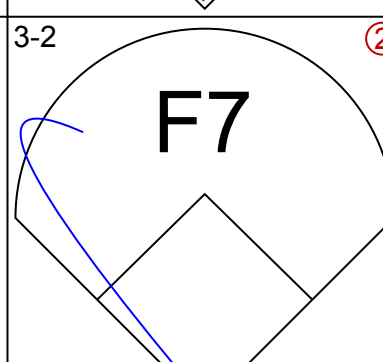
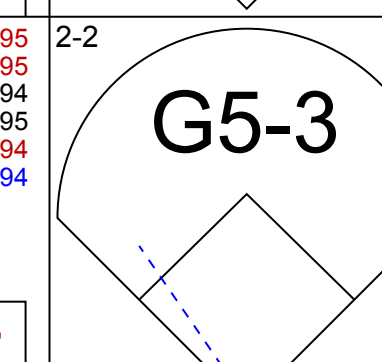
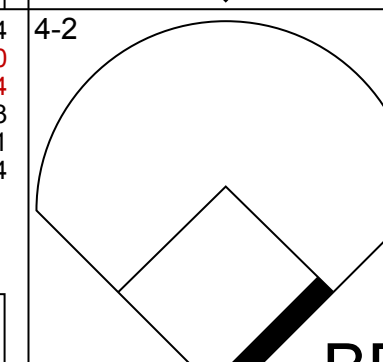
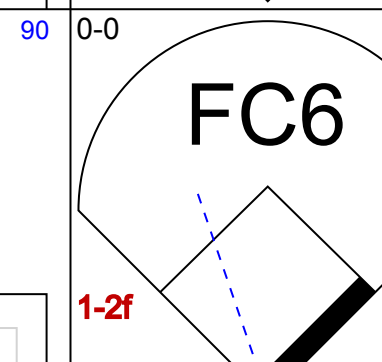
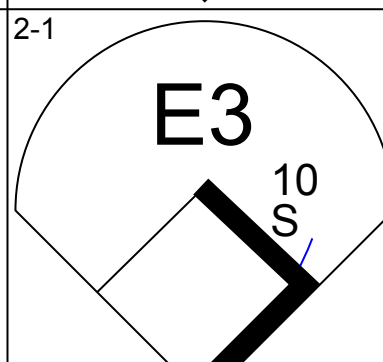
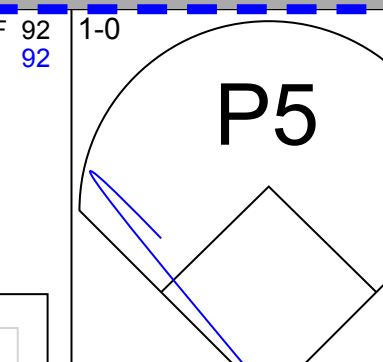
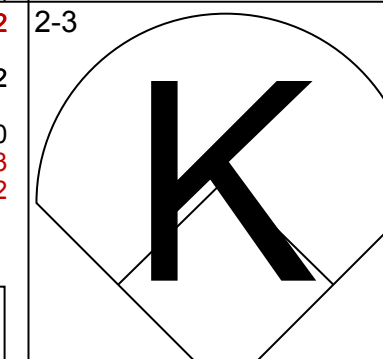
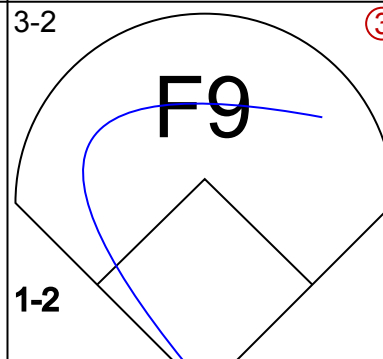
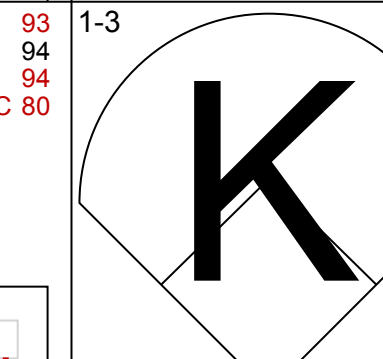
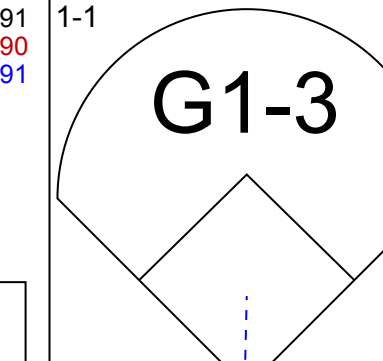
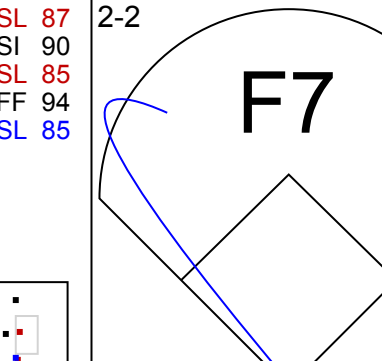
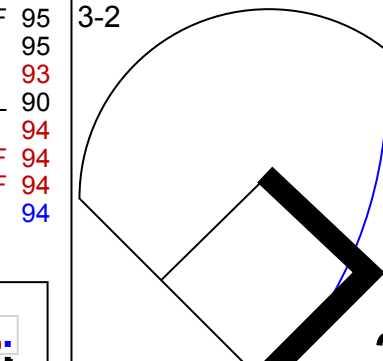
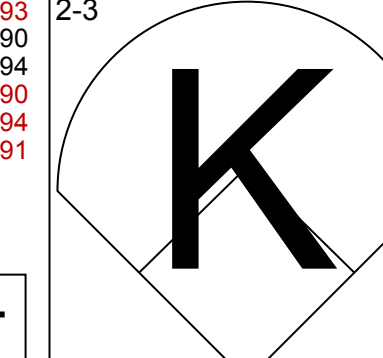
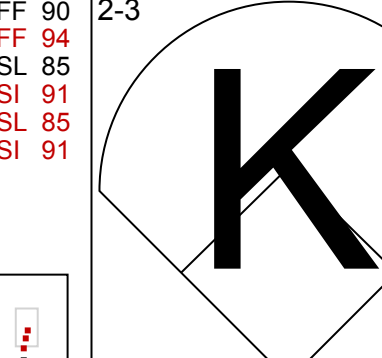
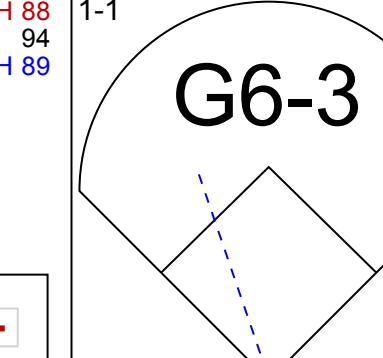
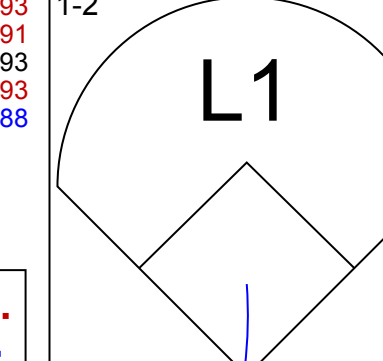
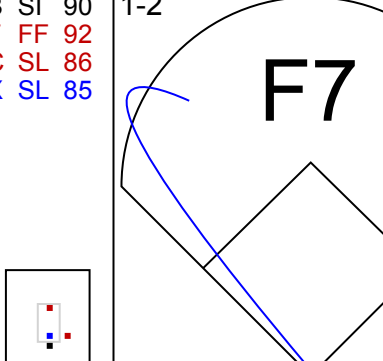
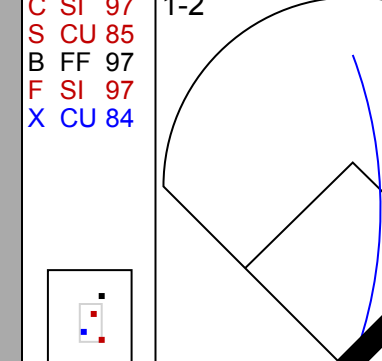
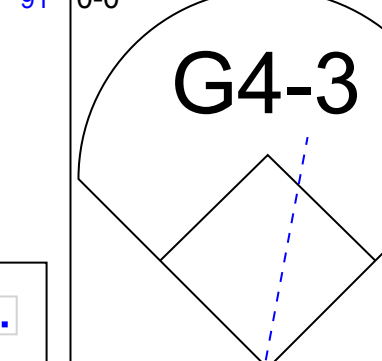
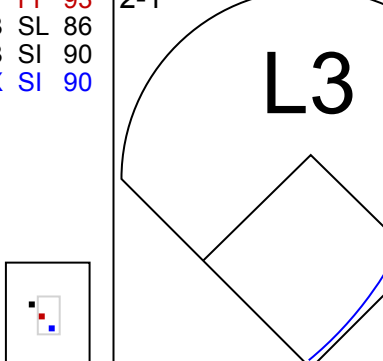
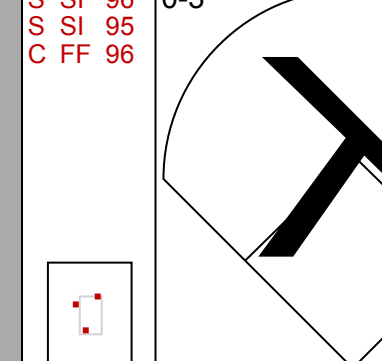
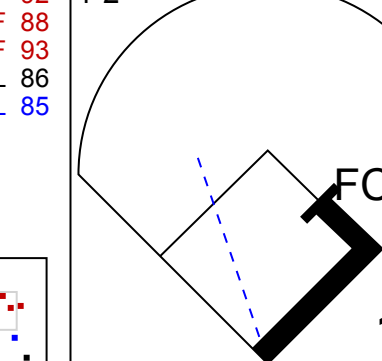
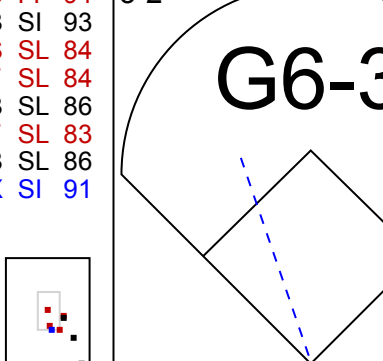
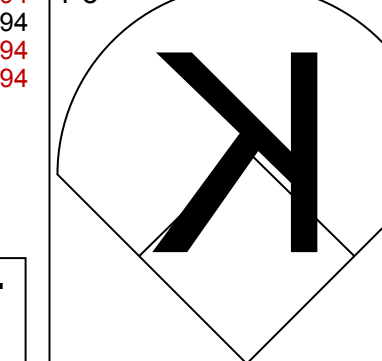
AB	37
R	5
H	10
RBI	5
BB	6
SO	10
LOB	19

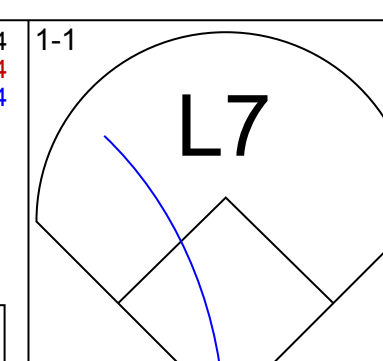
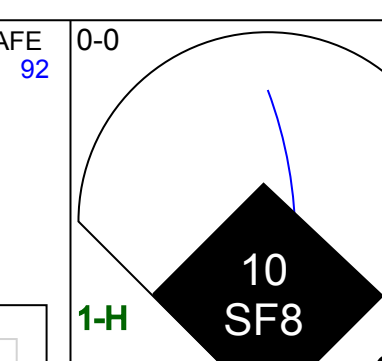
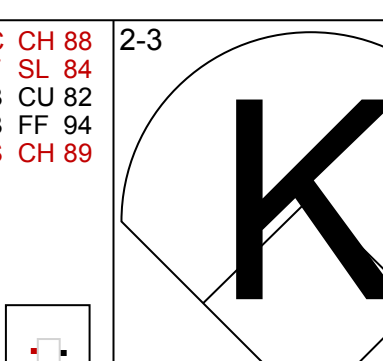
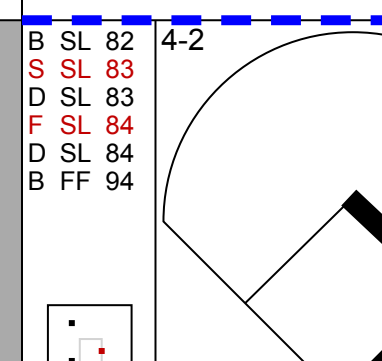
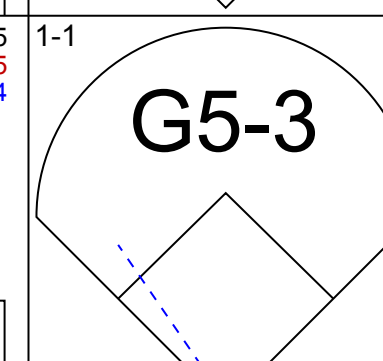
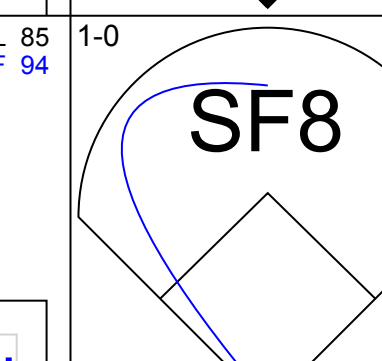
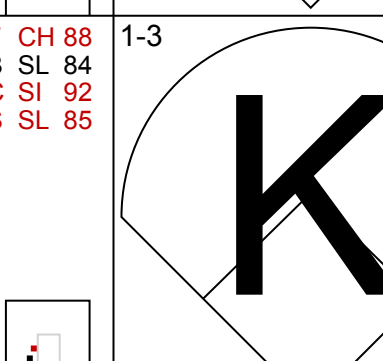
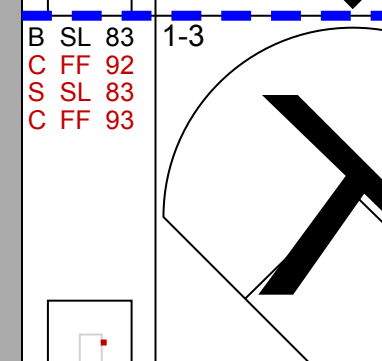
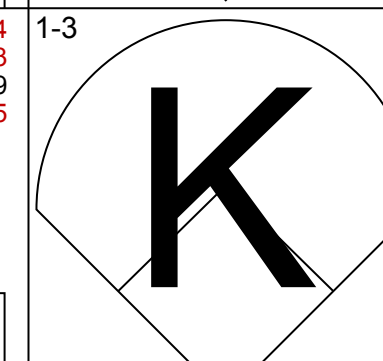
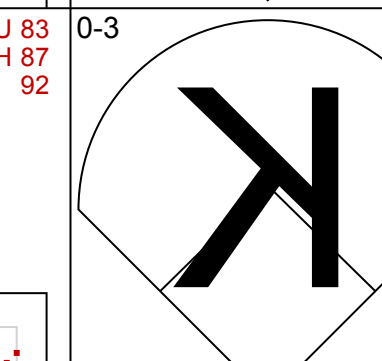
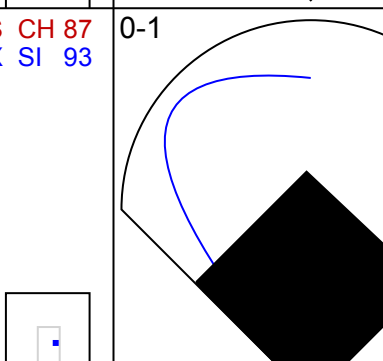
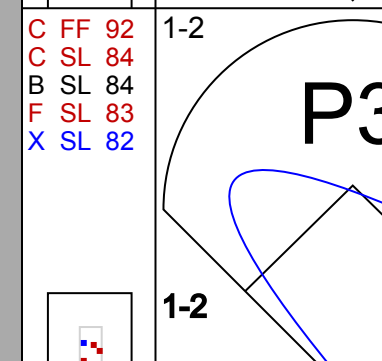
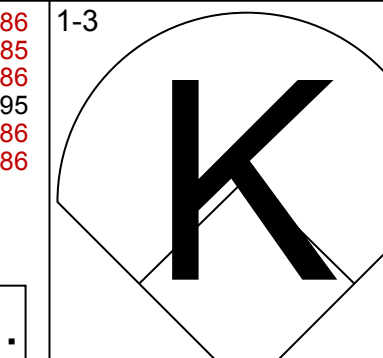
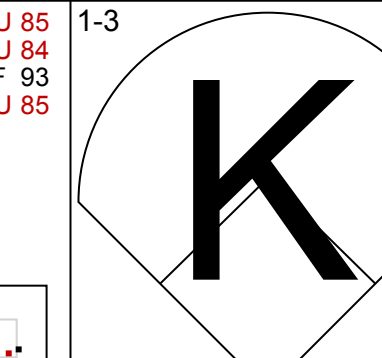
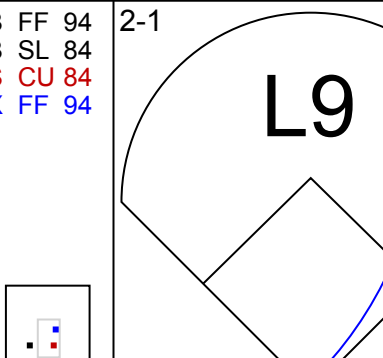

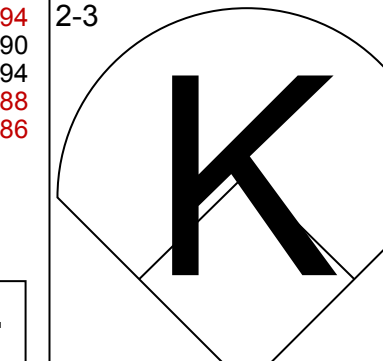
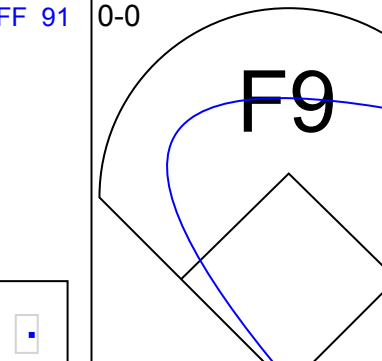

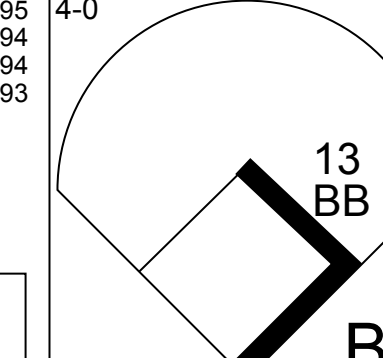
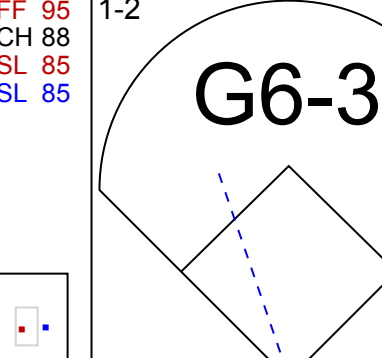
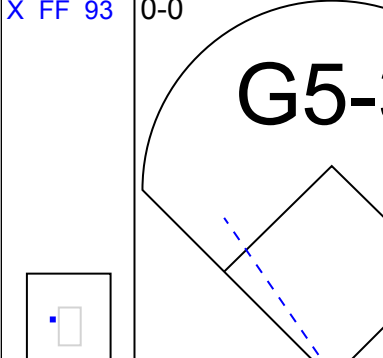
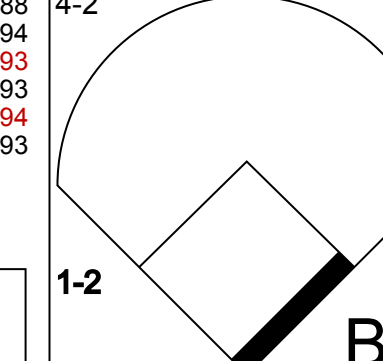
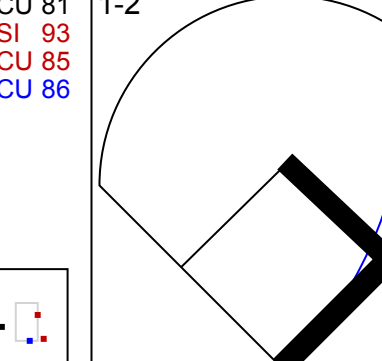
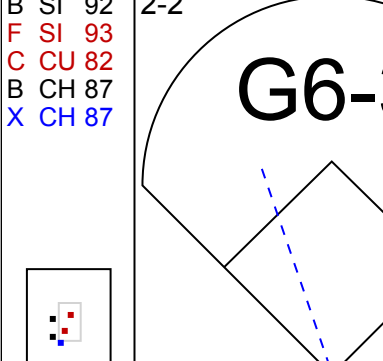
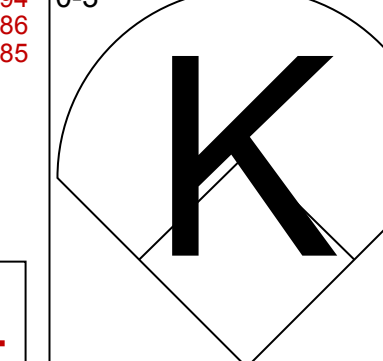
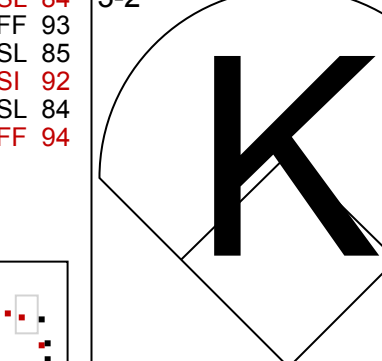
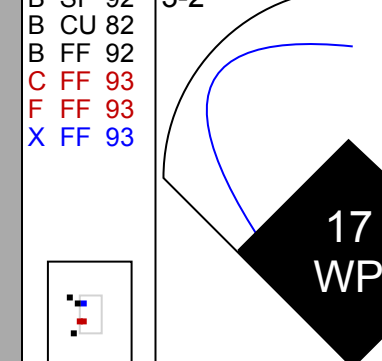
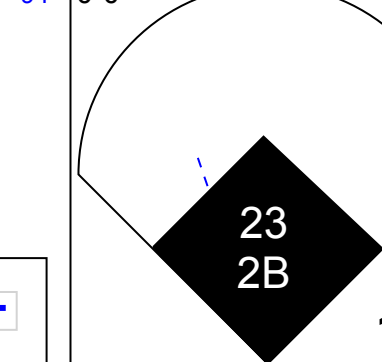
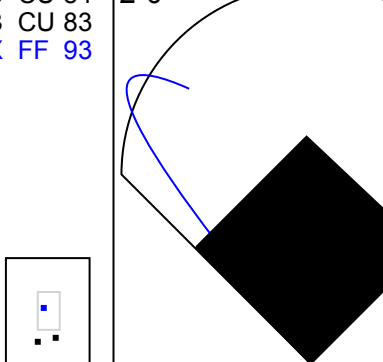
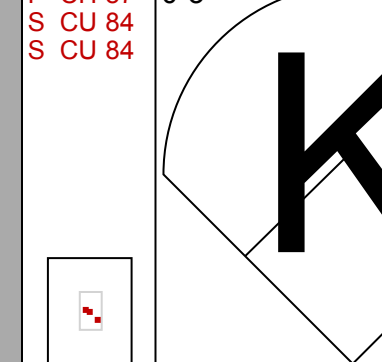


Detroit Tigers @ Cleveland Indians
 Progressive Field, Cleveland, OH
 Sun Jul 09 2017, 8:11 PM - 11:58 PM EDT
 Att: 24,915 - Partly Cloudy - 75 F

AB	34
R	3
H	8
RBI	3
BB	4
SO	4
LOB	17



Batter	1	2	3	4	5	6	7	8	9	AB	R	H	RBI	BB	SO	LOB	TOP										
Bradley Zimmer, L (1, 8) OBP: 0.333, SLG: 0.442 Brandon Guver, R (8, 9) OBP: 0.270, SLG: 0.284										3	0	0	0	0	1	1	Cleveland Indians @ Oakland Athletics Oakland Coliseum, Oakland, CA Fri Jul 14 2017, 7:09 PM - 9:55 PM PDT Att: 19,870 - Clear - 70 F										
12 Francisco Lindor, S (1, 6) OBP: 0.311, SLG: 0.453										4	0	1	0	0	0	0											
23 Michael Brantley, L (1, 7) OBP: 0.365, SLG: 0.435										3	0	0	0	1	0	2											
10 Edwin Encarnación, R (1, 10) OBP: 0.370, SLG: 0.474										4	0	0	0	0	3	2											
11 José Ramírez, S (1, 5) OBP: 0.386, SLG: 0.599										4	0	1	0	0	1	0											
41 Carlos Santana, S (1, 3) OBP: 0.336, SLG: 0.404										4	0	0	0	0	3	1											
7 Yan Gomes, R (1, 2) OBP: 0.315, SLG: 0.365										3	0	1	0	0	0	0											
30 Tyler Naquin, L (1, 9) OBP: 0.238, SLG: 0.250										3	0	0	0	0	1	1											
9 Enk González, R (1, 4) OBP: 0.315, SLG: 0.472										3	0	1	0	0	1	0											
Inning Stats	R: 0 H: 0 E: 0 K: 2 S: 11	H: 0 LOB: 1 BB: 1 P: 22	R: 0 H: 0 E: 0 K: 1 S: 10	H: 0 LOB: 0 BB: 0 P: 14	R: 0 H: 2 E: 0 K: 0 S: 10	H: 2 LOB: 2 BB: 0 P: 11	R: 0 H: 0 E: 0 K: 2 S: 11	H: 0 LOB: 0 BB: 0 P: 18	R: 0 H: 0 E: 0 K: 0 S: 10	H: 0 LOB: 1 BB: 0 P: 16	R: 0 H: 0 E: 1 K: 0 S: 10	H: 0 LOB: 1 BB: 0 P: 19	R: 0 H: 1 E: 0 K: 3 S: 13	H: 1 LOB: 1 BB: 0 P: 20	R: 0 H: 0 E: 0 K: 2 S: 10	H: 0 LOB: 0 BB: 0 P: 15		R: 0 H: 1 E: 0 K: 1 S: 11	H: 1 LOB: 0 BB: 0 P: 17	1B: 3 2B: 1 3B: 0 HR: 0	SF: 0 SAC: 0 DP: 0 HBP: 0	WP: 0 PB: 0 SB: 1 CS: 0	PA: 33				
PITCHER	IP	WLS	BF	H	R	ER	SO	BB	IBB	HBP	BLK	WP	HR	S	P	ERA	WHIP										
54 Sonny Gray, R (1, 1) ERA: 3.72	6.0	W	22	2	0	0	5	1	0	0	0	0	0	62	100	0.00	0.500										
44 Ryan Madson, R (7, 1) ERA: 2.11	1.0		4	1	0	0	3	0	0	0	0	0	0	13	20	0.00	1.000										
62 Sean Doolittle, L (8, 1) ERA: 3.38	1.0		3	0	0	0	2	0	0	0	0	0	0	10	15	0.00	0.000										
46 Santiago Casilla, R (9, 1) ERA: 3.71	1.0		4	1	0	0	1	0	0	0	0	0	0	11	17	0.00	1.000										

Batter	1	2	3	4	5	6	7	8	9	AB	R	H	RBI	BB	SO	LOB	BOTTOM										
23 Matt Joyce, L (1, 9) OBP: 0.332, SLG: 0.412										3	1	1	1	1	1	0	Cleveland Indians @ Oakland Athletics Oakland Coliseum, Oakland, CA Fri Jul 14 2017, 7:09 PM - 9:55 PM PDT Att: 19,870 - Clear - 70 F										
10 Marcus Semien, R (1, 6) OBP: 0.309, SLG: 0.273										3	0	0	1	0	2	2											
17 Yonder Alonso, L (1, 3) OBP: 0.371, SLG: 0.569										4	1	1	1	0	2	1											
2 Khris Davis, R (1, 7) OBP: 0.331, SLG: 0.506										4	0	0	0	0	3	0											
8 Jed Lowrie, S (1, 4) OBP: 0.343, SLG: 0.453										4	0	0	0	0	2	0											
25 Ryan Healy, R (1, 10) OBP: 0.302, SLG: 0.497										3	0	0	0	1	0	0											
13 Bruce Maxwell, L (1, 2) OBP: 0.416, SLG: 0.415										2	0	1	0	1	0	0											
26 Matt Chapman, R (1, 5) OBP: 0.222, SLG: 0.244										3	1	1	0	0	2	3											
11 Raiji Davis, R (1, 8) OBP: 0.275, SLG: 0.326										3	2	2	1	0	1	1											
Inning Stats	R: 0 H: 0 E: 0 K: 1 S: 7	H: 0 LOB: 0 BB: 0 P: 10	R: 0 H: 0 E: 0 K: 3 S: 13	H: 0 LOB: 2 BB: 2 P: 24	R: 2 H: 2 E: 0 K: 2 S: 9	H: 2 LOB: 0 BB: 0 P: 11	R: 0 H: 1 E: 0 K: 1 S: 10	H: 1 LOB: 0 BB: 0 P: 15	R: 2 H: 2 E: 0 K: 2 S: 11	H: 2 LOB: 0 BB: 0 P: 18	R: 0 H: 0 E: 0 K: 0 S: 6	H: 0 LOB: 0 BB: 0 P: 9	R: 1 H: 1 E: 0 K: 2 S: 15	H: 1 LOB: 1 BB: 0 P: 24	R: 0 H: 0 E: 0 K: 2 S: 10	H: 0 LOB: 0 BB: 0 P: 14		1B: 1 2B: 2 3B: 1 HR: 2	SF: 1 SAC: 0 DP: 0 HBP: 0	WP: 1 PB: 0 SB: 0 CS: 0	PA: 33						
PITCHER	IP	WLS	BF	H	R	ER	SO	BB	IBB	HBP	BLK	WP	HR	S	P	ERA	WHIP										
59 Carlos Carrasco, R (1, 1) ERA: 3.65	6.1	L	27	6	5	5	10	2	0	0	0	0	0	62	96	7.11	1.263										
48 Boone Logan, L (7, 1) ERA: 5.3	0.0		1	0	0	0	0	1	0	0	0	0	0	2	6	∞	∞										
Nick Goody, R (7, 1) ERA: 2.12	0.2		2	0	0	0	1	0	0	0	0	1	0	7	9	0.00	0.000										
34 Zach McAllister, R (8, 1) ERA: 2.5	1.0		3	0	0	0	2	0	0	0	0	0	0	10	14	0.00	0.000										



Batter	1	2	3	4	5	6	7	8	9	AB	R	H	RBI	BB	SO	LOB	TOP								
Bradley Zimmer, L OBP: 0.337, SLG: 0.436										2	0	0	0	2	2	0									
12 Francisco Lindor, S OBP: 0.308, SLG: 0.448										4	0	0	0	0	0	2									
23 Michael Brantley, L OBP: 0.367, SLG: 0.434										3	1	1	0	1	0	1									
10 Edwin Encarnación, R OBP: 0.372, SLG: 0.483										3	2	1	2	1	0	1									
11 José Ramírez, S OBP: 0.385, SLG: 0.595										4	0	1	0	0	1	0									
41 Carlos Santana, S OBP: 0.335, SLG: 0.402										4	0	1	1	0	1	1									
7 Yan Gomes, R OBP: 0.309, SLG: 0.357										4	0	0	0	0	1	2									
30 Tyler Naquin, L OBP: 0.240, SLG: 0.250										4	0	1	0	0	1	2									
9 Erik González, R OBP: 0.298, SLG: 0.446										3	0	0	0	0	0	1									
Inning Stats	R: 0 E: 0 K: 1 S: 13	H: 1 LOB: 1 BB: 0 P: 21	R: 0 E: 0 K: 2 S: 7	H: 0 LOB: 0 BB: 0 P: 12	R: 0 E: 0 K: 0 S: 6	H: 1 LOB: 1 BB: 1 P: 14	R: 2 E: 0 K: 1 S: 14	H: 2 LOB: 1 BB: 1 P: 19	R: 0 E: 0 K: 0 S: 8	H: 0 LOB: 1 BB: 1 P: 15	R: 1 E: 0 K: 0 S: 11	H: 1 LOB: 0 BB: 1 P: 20	R: 0 E: 0 K: 1 S: 10	H: 0 LOB: 0 BB: 0 P: 13	R: 0 E: 0 K: 0 S: 8	H: 0 LOB: 0 BB: 0 P: 12	R: 0 E: 0 K: 1 S: 9	H: 0 LOB: 0 BB: 0 P: 12	1B: 4 2B: 0 3B: 0 HR: 1	SF: 0 SAC: 0 DP: 0 HBP: 0	WP: 1 PB: 0 SB: 1 CS: 1	PA: 35			
PITCHER	IP	WLS	BF	H	R	ER	SO	BB	IBB	HBP	BLK	WP	HR	S	P	ERA	WHIP								
58 Paul Blackburn, R ERA: 1.83	6.0		26	5	3	3	4	4	0	0	0	1	1	59	101	4.50	1.500								
31 Liam Hendriks, R ERA: 5.25	1.0		3	0	0	0	1	0	0	0	0	0	0	10	13	0.00	0.000								
37 Danny Coulombe, L ERA: 2.84	1.0		3	0	0	0	0	0	0	0	0	0	0	8	12	0.00	0.000								
Ryan Madison, R ERA: 2.06	1.0	W	3	0	0	0	1	0	0	0	0	0	0	9	12	0.00	0.000								

Cleveland Indians @ Oakland Athletics
Oakland Coliseum, Oakland, CA
Sat Jul 15 2017, 6:09 PM - 8:42 PM PDT
Att: 33,021 - Partly Cloudy - 79 F

AB	31
R	3
H	5
RBI	3
BB	4
SO	6
LOB	10



Batter	1	2	3	4	5	6	7	8	9	AB	R	H	RBI	BB	SO	LOB	BOTTOM								
23 Matt Joyce, L OBP: 0.326, SLG: 0.406										4	0	0	0	0	1	1									
10 Marcus Semien, R OBP: 0.292, SLG: 0.254										4	0	0	0	0	2	0									
17 Yonder Alonso, L OBP: 0.369, SLG: 0.562										3	1	0	0	1	2	0									
2 Khris Davis, R OBP: 0.332, SLG: 0.515										4	1	2	2	0	2	0									
8 Jed Lowrie, S OBP: 0.340, SLG: 0.448										3	0	0	0	0	2	1									
25 Ryan Healy, R OBP: 0.299, SLG: 0.492										3	0	0	0	0	1	0									
13 Bruce Maxwell, L OBP: 0.400, SLG: 0.397										3	0	0	0	0	3	0									
26 Matt Chapman, R OBP: 0.271, SLG: 0.455										3	3	3	2	0	0	0									
11 Rajai Davis, R OBP: 0.276, SLG: 0.326										3	0	1	1	0	0	0									
Inning Stats	R: 0 E: 0 K: 1 S: 11	H: 0 LOB: 0 BB: 0 P: 17	R: 0 E: 0 K: 1 S: 9	H: 0 LOB: 0 BB: 0 P: 14	R: 1 E: 0 K: 1 S: 8	H: 1 LOB: 0 BB: 0 P: 14	R: 0 E: 0 K: 3 S: 10	H: 1 LOB: 1 BB: 0 P: 11	R: 1 E: 0 K: 2 S: 10	H: 2 LOB: 1 BB: 0 P: 15	R: 0 E: 0 K: 2 S: 10	H: 0 LOB: 0 BB: 0 P: 14	R: 0 E: 0 K: 2 S: 11	H: 0 LOB: 0 BB: 0 P: 18	R: 1 E: 0 K: 1 S: 11	H: 1 LOB: 0 BB: 0 P: 14	R: 2 E: 0 K: 0 S: 6	H: 1 LOB: 0 BB: 1 P: 13	1B: 2 2B: 1 3B: 0 HR: 3	SF: 0 SAC: 0 DP: 0 HBP: 0	WP: 0 PB: 0 SB: 0 CS: 0	PA: 31			
PITCHER	IP	WLS	BF	H	R	ER	SO	BB	IBB	HBP	BLK	WP	HR	S	P	ERA	WHIP								
28 Corey Kluber, R ERA: 2.86	7.1		27	5	3	3	12	0	0	0	0	0	2	72	106	3.68	0.682								
24 Andrew Miller, L ERA: 1.6	0.2	L	3	0	1	1	1	1	0	0	0	0	0	10	17	13.50	1.500								
27 Bryan Shaw, R ERA: 3.02	0.0		1	1	1	1	0	0	0	0	0	0	1	4	7	∞	∞								

Cleveland Indians @ Oakland Athletics
Oakland Coliseum, Oakland, CA
Sat Jul 15 2017, 6:09 PM - 8:42 PM PDT
Att: 33,021 - Partly Cloudy - 79 F

AB	30
R	5
H	6
RBI	5
BB	1
SO	13
LOB	2



Batter	1	2	3	4	5	6	7	8	9	AB	R	H	RBI	BB	SO	LOB	TOP										
Brandon Guyer, R (1, 9) OBP: 0.289, SLG: 0.271 30 Tyler Naquin, L (9, PH) OBP: 0.231, SLG: 0.240	G4-3			BB	K		K		K	3	1	0	0	1	2	2	Cleveland Indians @ Oakland Athletics Oakland Coliseum, Oakland, CA Sun Jul 16 2017, 1:07 PM - 4:15 PM PDT Att: 25,509 - Sunny - 88 F										
12 Francisco Lindor, S (1, 6) OBP: 0.315, SLG: 0.463	1B			2B		2B		2B		4	1	4	0	0	0												
23 Michael Brantley, L (1, 7) OBP: 0.366, SLG: 0.431	G4-6-3			1B		P6		L9		4	0	1	2	0	0	3											
10 Edwin Encarnación, R (1, 10) OBP: 0.368, SLG: 0.476		K		F9		F7		L5		4	0	0	0	0	1	3											
11 José Ramírez, S (1, 4) OBP: 0.381, SLG: 0.588	K			K		F9		G6-3		4	0	0	0	0	2	3											
41 Carlos Santana, S (1, 3) OBP: 0.337, SLG: 0.405	G6-3			BB						3	0	1	0	1	1	0											
55 Roberto Pérez, R (1, 2) OBP: 0.256, SLG: 0.245 Bradley Zimmer, L (9, PH) OBP: 0.335, SLG: 0.433			F9	K		K		K		3	0	0	0	0	2	3											
35 Abraham Almonte, S (1, 8) OBP: 0.331, SLG: 0.375			K		G4-3		G5-3		HR	4	1	1	1	0	1	1											
39 Gio Urshela, R (1, 5) OBP: 0.222, SLG: 0.125	F8			L3						3	0	1	0	1	0	0											
Inning Stats	R: 0 E: 0 K: 0 S: 8	H: 1 LOB: 0 BB: 0 P: 11	R: 0 E: 0 K: 2 S: 10	H: 0 LOB: 0 BB: 0 P: 13	R: 0 E: 0 K: 1 S: 7	H: 0 LOB: 0 BB: 0 P: 13	R: 2 E: 0 K: 2 S: 18	H: 2 LOB: 2 BB: 2 P: 32	R: 0 E: 0 K: 1 S: 6	H: 0 LOB: 0 BB: 0 P: 7	R: 0 E: 0 K: 0 S: 8	H: 1 LOB: 1 BB: 0 P: 12	R: 0 E: 0 K: 2 S: 18	H: 1 LOB: 2 BB: 1 P: 27	R: 0 E: 0 K: 0 S: 4	H: 1 LOB: 1 BB: 0 P: 6	R: 1 E: 0 K: 3 S: 17	H: 2 LOB: 1 BB: 0 P: 21	1B: 3 2B: 4 3B: 0 HR: 1	SF: 0 SAC: 0 DP: 1 HBP: 0	WP: 0 PB: 0 SB: 2 CS: 0	PA: 37					
PITCHER	IP	WLS	BF	H	R	ER	SO	BB	IBB	HBP	BLK	WP	HR	S	P	ERA	WHIP										
55 Sean Manaea, L (1, 1) ERA: 3.88	7.0	W	28	5	2	2	8	3	0	0	0	0	0	75	115	2.57	1.143										
37 Danny Coulombe, L (8, 1) ERA: 2.51	0.1	H	2	1	0	0	0	0	0	0	0	0	0	2	4	0.00	3.000										
31 Liam Hendriks, R (8, 1) ERA: 5.17	0.2	H	2	0	0	0	0	0	0	0	0	0	0	2	2	0.00	0.000										
67 Simon Castro, R (9, 1) ERA: 9.0	1.0		5	2	1	1	3	0	0	0	0	0	1	17	21	9.00	2.000										

Batter	1	2	3	4	5	6	7	8	9	AB	R	H	RBI	BB	SO	LOB	BOTTOM											
23 Matt Joyce, L (1, 9) OBP: 0.332, SLG: 0.410	BB	1B		K			P5		1B	5	1	3	2	0	1	0	Cleveland Indians @ Oakland Athletics Oakland Coliseum, Oakland, CA Sun Jul 16 2017, 1:07 PM - 4:15 PM PDT Att: 25,509 - Sunny - 88 F											
10 Marcus Semien, R (1, 6) OBP: 0.312, SLG: 0.274	BB	2B		F8			2B		L9	3	1	1	0	2	0	1												
17 Yonder Alonso, L (1, 10) OBP: 0.368, SLG: 0.556	K		G4-3		BB		K			3	0	0	0	1	2	4												
2 Khris Davis, R (1, 7) OBP: 0.334, SLG: 0.514 11 Rajai Davis, R (9, 7) OBP: 0.276, SLG: 0.326	BB	G6-3		G6-4-3		G6-4-3				3	1	1	0	1	0	2												
8 Jed Lowrie, S (1, 4) OBP: 0.339, SLG: 0.455	K			HR		K			F9	4	1	1	1	0	2	5												
25 Ryan Healy, R (1, 3) OBP: 0.299, SLG: 0.490	1B	L6				F8		P3		4	1	1	2	0	0	0												
26 Matt Chapman, R (1, 5) OBP: 0.288, SLG: 0.468	BB	G5-3				F9		2B		3	1	1	0	1	0	0												
38 Jaycob Brugman, L (1, 8) OBP: 0.336, SLG: 0.323	BB			F7				G3		4	0	2	2	0	0	1												
19 Josh Phegley, R (1, 2) OBP: 0.240, SLG: 0.339	F9			K				BB		3	1	0	0	1	1	3												
Inning Stats	R: 4 E: 0 K: 2 S: 27	H: 3 LOB: 2 BB: 3 P: 46	R: 0 E: 0 K: 0 S: 12	H: 2 LOB: 1 BB: 0 P: 17	R: 1 E: 0 K: 0 S: 9	H: 1 LOB: 0 BB: 0 P: 15	R: 0 E: 0 K: 2 S: 9	H: 0 LOB: 0 BB: 0 P: 13	R: 0 E: 0 K: 1 S: 9	H: 0 LOB: 0 BB: 1 P: 16	R: 0 E: 0 K: 0 S: 4	H: 1 LOB: 1 BB: 0 P: 6	R: 0 E: 0 K: 1 S: 13	H: 1 LOB: 2 BB: 1 P: 21	R: 2 E: 0 K: 0 S: 13	H: 2 LOB: 1 BB: 1 P: 24	1B: 7 2B: 2 3B: 0 HR: 1	SF: 0 SAC: 0 DP: 1 HBP: 0	WP: 2 PB: 0 SB: 0 CS: 0	PA: 38								
PITCHER	IP	WLS	BF	H	R	ER	SO	BB	IBB	HBP	BLK	WP	HR	S	P	ERA	WHIP											
47 Trevor Bauer, R (1, 1) ERA: 5.99	0.2	L	8	3	4	4	0	3	0	0	0	0	1	22	31	4.50	1.500											
61 Dan Otero, R (1, 1) ERA: 3.47	2.0		8	3	1	1	0	0	0	0	0	0	0	1	22	31	4.50	1.500										
48 Boone Logan, L (3, 1) ERA: 4.95	1.1		5	0	0	0	2	1	0	0	0	0	0	14	24	0.00	0.750											
34 Zach McAllister, R (5, 1) ERA: 2.38	2.0		6	1	0	0	1	0	0	0	0	0	0	10	15	0.00	0.500											
Nick Goody, R (7, 1) ERA: 2.09	1.0		5	1	0	0	1	1	0	0	0	0	0	13	21	0.00	2.000											
PITCHER	IP	WLS	BF	H	R	ER	SO	BB	IBB	HBP	BLK	WP	HR	S	P	ERA	WHIP											
37 Cody Allen, R (8, 1) ERA: 3.06	1.0		6	2	2	2	0	1	0	0	0	0	0	13	24	18.00	3.000											

AB	34
R	3
H	8
RBI	3
BB	3
SO	11
LOB	16



AB	32
R	7
H	10
RBI	7
BB	6
SO	6
LOB	16



Batter	1	2	3	4	5	6	7	8	9	AB	R	H	RBI	BB	SO	LOB	TOP											
Bradley Zimmer, L (1, 8) OBP: 0.326, SLG: 0.420	G4-3		L9		E1		B5-3		K	5	1	0	0	0	1	2	Cleveland Indians @ San Francisco Giants AT&T Park, San Francisco, CA Mon Jul 17 2017, 7:16 PM - 9:48 PM PDT Att: 39,538 - Clear - 63 F											
12 Francisco Lindor, S (1, 6) OBP: 0.318, SLG: 0.464	L8						F8			5	0	3	2	0	0	0												
23 Michael Brantley, L (1, 7) OBP: 0.363, SLG: 0.426	G3						G4-3		F7	5	0	1	0	0	1	3												
10 Edwin Encarnación, R (1, 3) OBP: 0.366, SLG: 0.472		K							G5-3	3	0	0	0	1	1	2												
11 José Ramírez, S (1, 4) OBP: 0.379, SLG: 0.587	F9								F8	4	1	1	0	0	0	2												
Brandon Guyer, R (1, 9) OBP: 0.299, SLG: 0.260										3	0	0	0	0	1	2												
24 Andrew Miller, L (8, 1)										0	0	0	0	0	0	0												
37 Cody Allen, R (9, 1)										0	0	0	0	0	0	0												
7 Yan Gomes, R (1, 2) OBP: 0.308, SLG: 0.370										4	1	1	1	0	0	1												
39 Gio Urshela, R (1, 5) OBP: 0.308, SLG: 0.333										4	2	2	0	0	1	1												
43 Josh Tomlin, R (1, 1) OBP: 0.143, SLG: 0.143										3	0	0	0	0	1	2												
35 Abraham Almonte, S (8, 9) OBP: 0.336, SLG: 0.375										0	0	0	0	1	0	0												
Inning Stats	R: 0 H: 0 E: 0 K: 0 S: 8	H: 0 LOB: 0 BB: 0 P: 12	R: 0 H: 0 E: 0 K: 1 S: 9	H: 0 LOB: 0 BB: 0 P: 15	R: 1 H: 1 E: 0 K: 2 S: 8	H: 1 LOB: 0 BB: 0 P: 11	R: 0 H: 1 E: 0 K: 2 S: 12	H: 1 LOB: 2 BB: 1 P: 22	R: 2 H: 3 E: 1 K: 0 S: 16	H: 3 LOB: 2 BB: 0 P: 23	R: 1 H: 1 E: 0 K: 0 S: 9	H: 1 LOB: 1 BB: 0 P: 12	R: 0 H: 0 E: 0 K: 0 S: 7	H: 0 LOB: 0 BB: 0 P: 11	R: 0 H: 0 E: 0 K: 0 S: 6	H: 0 LOB: 0 BB: 0 P: 11	R: 1 H: 2 E: 0 K: 1 S: 14	H: 2 LOB: 2 BB: 1 P: 20	1B: 5 2B: 2 HR: 1	SF: 0 SAC: 1 DP: 0 HBP: 0	WP: 0 PB: 0 CS: 0	PA: 39						
PITCHER	IP	WLS	BF	H	R	ER	SO	BB	IBB	HBP	BLK	WP	HR	S	P	ERA	WHIP											
45 Matt Moore, L (1, 1) ERA: 5.81	7.0	L	30	6	4	2	5	1	0	0	0	0	0	1	69	106	2.57	1.000										
62 Cory Gearrin, R (8, 1) ERA: 2.23	1.0		3	0	0	0	0	0	0	0	0	0	0	6	11	0.00	0.000											
70 George Kontos, R (9, 1) ERA: 3.15	0.2		5	2	1	1	1	1	0	0	0	0	0	11	16	13.50	4.500											
61 Josh Osich, L (9, 1) ERA: 4.03	0.1		1	0	0	0	0	0	0	0	0	0	0	3	4	0.00	0.000											

Batter	1	2	3	4	5	6	7	8	9	AB	R	H	RBI	BB	SO	LOB	BOTTOM										
2 Denard Span, L (1, 8) OBP: 0.332, SLG: 0.440	L8		L7		L9				G3	4	0	0	0	0	0	1	Cleveland Indians @ San Francisco Giants AT&T Park, San Francisco, CA Mon Jul 17 2017, 7:16 PM - 9:48 PM PDT Att: 39,538 - Clear - 63 F										
10 Eduardo Núñez, R (1, 5) OBP: 0.318, SLG: 0.407	L9		G5-4-3						F9	4	0	0	0	0	1												
8 Hunter Pence, R (1, 9) OBP: 0.293, SLG: 0.347	K2-3								G1-3	4	0	0	0	0	3	0											
28 Buster Posey, R (1, 2) OBP: 0.406, SLG: 0.505									L1	4	1	1	0	0	1	0											
35 Brandon Crawford, L (1, 6) OBP: 0.272, SLG: 0.380	G3									3	0	1	1	0	1	0											
1 Jae-Gyun Hwang, R (1, 3) OBP: 0.231, SLG: 0.278	G6-3									3	0	0	0	0	0	1											
12 Joe Panik, L (1, 4) OBP: 0.333, SLG: 0.407										3	1	1	0	0	0	1											
66 Gorkys Hernández, R (1, 7) OBP: 0.323, SLG: 0.310										3	1	2	1	0	0	0											
45 Matt Moore, L (1, 1) OBP: 0.138, SLG: 0.107										2	0	1	1	0	0	1											
62 Cory Gearrin, R (8, 1) ERA: 1.58										0	0	0	0	0	0	0											
52 Miguel Gómez, S (8, PH) OBP: 0.167, SLG: 0.200										1	0	0	0	0	0	0											
70 George Kontos, R (9, 1)										0	0	0	0	0	0	0											
61 Josh Osich, L (9, 1) ERA: 2.97										0	0	0	0	0	0	0											
Inning Stats	R: 0 H: 0 E: 0 K: 1 S: 7	H: 0 LOB: 0 BB: 0 P: 10	R: 0 H: 0 E: 0 K: 1 S: 5	H: 0 LOB: 0 BB: 0 P: 5	R: 2 H: 3 E: 0 K: 0 S: 7	H: 3 LOB: 0 BB: 0 P: 10	R: 1 H: 2 E: 0 K: 1 S: 9	H: 2 LOB: 1 BB: 0 P: 18	R: 0 H: 1 E: 0 K: 0 S: 6	H: 1 LOB: 0 BB: 0 P: 9	R: 0 H: 0 E: 0 K: 1 S: 6	H: 0 LOB: 0 BB: 0 P: 8	R: 0 H: 0 E: 0 K: 1 S: 8	H: 0 LOB: 0 BB: 0 P: 12	R: 0 H: 0 E: 0 K: 0 S: 7	H: 0 LOB: 0 BB: 0 P: 10	R: 0 H: 0 E: 0 K: 0 S: 9	H: 0 LOB: 0 BB: 0 P: 13	1B: 4 2B: 2 HR: 0	SF: 0 SAC: 0 DP: 2 HBP: 0	WP: 0 PB: 0 CS: 0	PA: 31					
PITCHER	IP	WLS	BF	H	R	ER	SO	BB	IBB	HBP	BLK	WP	HR	S	P	ERA	WHIP										
43 Josh Tomlin, R (1, 1) ERA: 5.74	7.1	W	26	6	3	3	3	0	0	0	0	0	0	3	79	3.68	0.818										
24 Andrew Miller, L (8, 1) ERA: 1.58	0.2	H	2	0	0	0	0	0	0	0	0	0	0	3	3	0.00	0.000										
37 Cody Allen, R (9, 1) ERA: 2.97	1.0	S	3	0	0	0	0	0	0	0	0	0	0	9	13	0.00	0.000										



Batter	1	2	3	4	5	6	7	8	9	10	AB	R	H	RBI	BB	SO	LOB	TOP						
Brandon Guyer, R OBP: 0.256, SLG: 0.282											5	0	1	1	0	1	0	Cleveland Indians @ San Francisco Giants AT&T Park, San Francisco, CA Tue Jul 18 2017, 7:15 PM - 10:19 PM PDT Att: 39,151 - Clear -61 F						
12 Francisco Lindor, S OBP: 0.318, SLG: 0.461											3	0	0	0	1	0	1							
23 Michael Brantley, L OBP: 0.361, SLG: 0.424											4	0	1	0	0	0	1							
10 Edwin Encarnación, R OBP: 0.366, SLG: 0.471											3	0	1	0	1	0	2							
11 José Ramírez, S OBP: 0.375, SLG: 0.380											4	0	0	0	0	0	2							
39 Gio Urshela, R OBP: 0.294, SLG: 0.313											4	0	1	0	0	0	1							
37 Cody Allen, R											0	0	0	0	0	0	0							
7 Yan Gomes, R OBP: 0.307, SLG: 0.368											4	0	1	0	0	1	3							
Bradley Zimmer, L OBP: 0.330, SLG: 0.422											4	1	2	0	0	0	0							
52 Mike Clevinger, R											1	0	0	0	0	1	0							
41 Carlos Santana, S OBP: 0.336, SLG: 0.404											1	0	0	0	0	0	2							
27 Bryan Shaw, S											0	0	0	0	0	0	0							
24 Andrew Miller, L											0	0	0	0	0	0	0							
9 Erik González, R OBP: 0.293, SLG: 0.439											1	0	0	0	0	0	0							
Inning Stats	R: 0 E: 0 K: 1 S: 7	H: 0 LOB: 0 BB: 0 P: 11	R: 0 E: 0 K: 0 S: 8	H: 2 LOB: 1 BB: 0 P: 17	R: 1 E: 0 K: 0 S: 11	H: 2 LOB: 1 BB: 0 P: 18	R: 0 E: 0 K: 0 S: 9	H: 0 LOB: 0 BB: 0 P: 13	R: 0 E: 0 K: 2 S: 9	H: 0 LOB: 0 BB: 0 P: 13	R: 0 E: 0 K: 0 S: 6	H: 1 LOB: 2 BB: 0 P: 11	R: 0 E: 0 K: 0 S: 14	H: 2 LOB: 2 BB: 0 P: 23	R: 0 E: 0 K: 0 S: 9	H: 0 LOB: 1 BB: 1 P: 9	R: 0 E: 0 K: 0 S: 6	H: 0 LOB: 0 BB: 0 P: 8	1B: 6 2B: 0 3B: 1 HR: 0	SF: 0 SAC: 1 DP: 2 HBP: 0	WP: 0 PB: 0 SB: 0 CS: 0	PA: 37		
PITCHER	IP ERA WLS BF H R ER SO BB IBB HBP BLK WP HR S P ERA WHIP	IP ERA WLS BF H R ER SO BB IBB HBP BLK WP HR S P ERA WHIP	IP ERA WLS BF H R ER SO BB IBB HBP BLK WP HR S P ERA WHIP	IP ERA WLS BF H R ER SO BB IBB HBP BLK WP HR S P ERA WHIP	IP ERA WLS BF H R ER SO BB IBB HBP BLK WP HR S P ERA WHIP	IP ERA WLS BF H R ER SO BB IBB HBP BLK WP HR S P ERA WHIP	IP ERA WLS BF H R ER SO BB IBB HBP BLK WP HR S P ERA WHIP	IP ERA WLS BF H R ER SO BB IBB HBP BLK WP HR S P ERA WHIP	IP ERA WLS BF H R ER SO BB IBB HBP BLK WP HR S P ERA WHIP	IP ERA WLS BF H R ER SO BB IBB HBP BLK WP HR S P ERA WHIP	IP ERA WLS BF H R ER SO BB IBB HBP BLK WP HR S P ERA WHIP	IP ERA WLS BF H R ER SO BB IBB HBP BLK WP HR S P ERA WHIP	IP ERA WLS BF H R ER SO BB IBB HBP BLK WP HR S P ERA WHIP	IP ERA WLS BF H R ER SO BB IBB HBP BLK WP HR S P ERA WHIP	IP ERA WLS BF H R ER SO BB IBB HBP BLK WP HR S P ERA WHIP	IP ERA WLS BF H R ER SO BB IBB HBP BLK WP HR S P ERA WHIP	IP ERA WLS BF H R ER SO BB IBB HBP BLK WP HR S P ERA WHIP	IP ERA WLS BF H R ER SO BB IBB HBP BLK WP HR S P ERA WHIP	IP ERA WLS BF H R ER SO BB IBB HBP BLK WP HR S P ERA WHIP	IP ERA WLS BF H R ER SO BB IBB HBP BLK WP HR S P ERA WHIP	IP ERA WLS BF H R ER SO BB IBB HBP BLK WP HR S P ERA WHIP	IP ERA WLS BF H R ER SO BB IBB HBP BLK WP HR S P ERA WHIP	IP ERA WLS BF H R ER SO BB IBB HBP BLK WP HR S P ERA WHIP	IP ERA WLS BF H R ER SO BB IBB HBP BLK WP HR S P ERA WHIP

Cleveland Indians @ San Francisco Giants
 AT&T Park, San Francisco, CA
 Tue Jul 18 2017, 7:15 PM - 10:19 PM PDT
 Att: 39,151 - Clear -61 F

AB 34
 R 1
 H 7
 RBI 1
 BB 2
 SO 3
 LOB 12

C

WP: 0 PA: 37
 PB: 0
 SB: 0
 CS: 0

Batter	1	2	3	4	5	6	7	8	9	10	AB	R	H	RBI	BB	SO	LOB	BOTTOM							
2 Denard Span, L OBP: 0.333, SLG: 0.437											4	0	1	0	1	0	0	Cleveland Indians @ San Francisco Giants AT&T Park, San Francisco, CA Tue Jul 18 2017, 7:15 PM - 10:19 PM PDT Att: 39,151 - Clear -61 F							
10 Eduardo Núñez, R OBP: 0.319, SLG: 0.407											5	1	2	1	0	0	1								
9 Brandon Belt, L OBP: 0.351, SLG: 0.465											3	0	0	0	1	3	3								
28 Buster Posey, R OBP: 0.407, SLG: 0.503											3	0	1	1	1	1	1								
35 Brandon Crawford, L OBP: 0.269, SLG: 0.375											4	0	0	0	0	0	3								
8 Hunter Pence, R OBP: 0.292, SLG: 0.345											4	0	1	0	0	1	0								
12 Joe Panik, L OBP: 0.332, SLG: 0.408											4	0	1	0	0	1	3								
66 Gorkys Hernández, R OBP: 0.321, SLG: 0.305											3	0	0	0	1	0	3								
50 Ty Blach, R OBP: 0.298, SLG: 0.322											2	0	0	0	0	0	2								
60 Hunter Strickland, R ERA: 3.85											0	0	0	0	0	0	0								
52 Miguel Gómez, S ERA: 2.95											0	0	0	0	0	0	0								
49 Sam Dyson, R											0	0	0	0	0	0	0								
21 Connor Gillaspie, L ERA: 3.62											0	0	0	0	0	0	0								
37 Kelly Tomkinson, R ERA: 3.37											0	0	0	0	0	0	0								
Inning Stats	R: 0 E: 0 K: 2 S: 12	H: 1 LOB: 1 BB: 0 P: 19	R: 0 E: 0 K: 1 S: 9	H: 1 LOB: 2 BB: 1 P: 14	R: 0 E: 0 K: 1 S: 9	H: 0 LOB: 1 BB: 1 P: 16	R: 0 E: 0 K: 1 S: 13	H: 0 LOB: 0 BB: 0 P: 18	R: 0 E: 0 K: 1 S: 6	H: 0 LOB: 0 BB: 0 P: 9	R: 1 E: 1 K: 1 S: 12	H: 1 LOB: 1 BB: 0 P: 24	R: 0 E: 0 K: 0 S: 6	H: 0 LOB: 0 BB: 0 P: 8	R: 0 E: 0 K: 0 S: 8	H: 0 LOB: 0 BB: 0 P: 11	R: 0 E: 0 K: 1 S: 15	H: 1 LOB: 3 BB: 2 P: 31	R: 1 E: 0 K: 0 S: 6	H: 3 LOB: 3 BB: 0 P: 8	1B: 5 2B: 3 3B: 0 HR: 0	SF: 0 SAC: 0 DP: 1 HBP: 0	WP: 0 PB: 0 SB: 0 CS: 1	PA: 38	
PITCHER	IP ERA WLS BF H R ER SO BB IBB HBP BLK WP HR S P ERA WHIP	IP ERA WLS BF H R ER SO BB IBB HBP BLK WP HR S P ERA WHIP	IP ERA WLS BF H R ER SO BB IBB HBP BLK WP HR S P ERA WHIP	IP ERA WLS BF H R ER SO BB IBB HBP BLK WP HR S P ERA WHIP	IP ERA WLS BF H R ER SO BB IBB HBP BLK WP HR S P ERA WHIP	IP ERA WLS BF H R ER SO BB IBB HBP BLK WP HR S P ERA WHIP	IP ERA WLS BF H R ER SO BB IBB HBP BLK WP HR S P ERA WHIP	IP ERA WLS BF H R ER SO BB IBB HBP BLK WP HR S P ERA WHIP	IP ERA WLS BF H R ER SO BB IBB HBP BLK WP HR S P ERA WHIP	IP ERA WLS BF H R ER SO BB IBB HBP BLK WP HR S P ERA WHIP	IP ERA WLS BF H R ER SO BB IBB HBP BLK WP HR S P ERA WHIP	IP ERA WLS BF H R ER SO BB IBB HBP BLK WP HR S P ERA WHIP	IP ERA WLS BF H R ER SO BB IBB HBP BLK WP HR S P ERA WHIP	IP ERA WLS BF H R ER SO BB IBB HBP BLK WP HR S P ERA WHIP	IP ERA WLS BF H R ER SO BB IBB HBP BLK WP HR S P ERA WHIP	IP ERA WLS BF H R ER SO BB IBB HBP BLK WP HR S P ERA WHIP	IP ERA WLS BF H R ER SO BB IBB HBP BLK WP HR S P ERA WHIP	IP ERA WLS BF H R ER SO BB IBB HBP BLK WP HR S P ERA WHIP	IP ERA WLS BF H R ER SO BB IBB HBP BLK WP HR S P ERA WHIP	IP ERA WLS BF H R ER SO BB IBB HBP BLK WP HR S P ERA WHIP	IP ERA WLS BF H R ER SO BB IBB HBP BLK WP HR S P ERA WHIP	IP ERA WLS BF H R ER SO BB IBB HBP BLK WP HR S P ERA WHIP	IP ERA WLS BF H R ER SO BB IBB HBP BLK WP HR S P ERA WHIP	IP ERA WLS BF H R ER SO BB IBB HBP BLK WP HR S P ERA WHIP	IP ERA WLS BF H R ER SO BB IBB HBP BLK WP HR S P ERA WHIP

Cleveland Indians @ San Francisco Giants
 AT&T Park, San Francisco, CA
 Tue Jul 18 2017, 7:15 PM - 10:19 PM PDT
 Att: 39,151 - Clear -61 F

AB 34
 R 2
 H 7
 RBI 2
 BB 4
 SO 8
 LOB 16

GIANTS

WP: 0 PA: 38
 PB: 0
 SB: 0
 CS: 1

Batter	1	2	3	4	5	6	7	8	9	AB	R	H	RBI	BB	SO	LOB	TOP			
Bradley Zimmer, L (1.8) OBP: 0.326, SLG: 0.412										4	1	0	0	1	2	2	Cleveland Indians @ San Francisco Giants AT&T Park, San Francisco, CA Wed Jul 19 2017, 12:46 PM - 4:01 PM PDT Att: 41,067 - Sunny - 68 F			
12 Francisco Lindor, S (1.6) OBP: 0.316, SLG: 0.456										4	0	0	0	0	1	2				
23 Michael Brantley, L (1.7) OBP: 0.365, SLG: 0.429										4	2	2	1	1	0	0				
11 José Ramírez, S (1.5) OBP: 0.378, SLG: 0.580										4	0	2	2	1	0	3				
41 Carlos Santana, S (1.3) OBP: 0.338, SLG: 0.408										4	0	2	1	0	0	2				
35 Abraham Almonte, S (1.9) OBP: 0.325, SLG: 0.361										4	0	0	0	0	0	3				
27 Bryan Shaw, S (8.1)										0	0	0	0	0	0	0				
55 Roberto Pérez, R (1.2) OBP: 0.258, SLG: 0.254										4	0	1	0	0	1	3				
9 Erik González, R (1.4) OBP: 0.290, SLG: 0.443										4	0	1	0	0	1	1				
59 Carlos Carrasco, R (1.1)										1	1	0	0	1	1	1				
10 Edwin Encarnación, R (7. Ph) OBP: 0.367, SLG: 0.495										1	0	0	0	0	0	1				
Nick Goody, R (7.1)										0	0	0	0	0	0	0				
48 Boone Logan, R (7.1)										0	0	0	0	0	0	0				
Brandon Guyer, R (8.9) OBP: 0.264, SLG: 0.291										1	0	1	0	0	0	0				
Inning Stats	R: 0 K: 2 S: 8	H: 0 LOB: 0 BB: 0 P: 9	R: 0 K: 0 S: 8	H: 1 LOB: 1 BB: 0 P: 14	R: 3 K: 0 S: 17	H: 2 LOB: 1 BB: 2 P: 30	R: 0 K: 2 S: 9	H: 1 LOB: 1 BB: 0 P: 12	R: 0 K: 1 S: 5	H: 1 LOB: 0 BB: 0 P: 8	R: 0 K: 2 S: 12	H: 1 LOB: 1 BB: 0 P: 21	R: 1 K: 0 S: 8	H: 2 LOB: 2 BB: 1 P: 11	R: 0 K: 1 S: 16	H: 1 LOB: 3 BB: 1 P: 24	1B: 5 2B: 4 3B: 0 HR: 0	SF: 0 SAC: 0 DP: 1 HBP: 1	WP: 0 PB: 0 CS: 0	PA: 40
PITCHER	IP WLS BF H R ER SO BB IBB HBP BLK WP HR S P ERA WHIP																			
18 Matt Cain, R (1.1) ERA: 5.49	6.0	24	5	3	3	5	2	0	0	0	0	0	0	0	12	21	4.50	1.167		
70 George Kontos, R (7.1) ERA: 3.09	1.0	4	1	0	0	2	0	0	0	0	0	0	0	6	6	13.50	3.000			
48 Steven Okert, L (8.1) ERA: 7.32	0.2	5	2	1	1	0	0	0	0	0	0	0	0	2	5	0.00	0.000			
62 Cory Gearrin, R (8.1) ERA: 2.22	0.1	W	1	0	0	0	0	0	0	0	0	0	0	2	5	0.00	0.000			
49 Sam Dyson, R (9.1) ERA: 6.82	1.0	S	6	1	0	0	1	1	0	1	0	0	0	16	24	0.00	2.000			

Batter	1	2	3	4	5	6	7	8	9	AB	R	H	RBI	BB	SO	LOB	BOTTOM			
2 Denard Span, L (1.8) OBP: 0.336, SLG: 0.452										4	2	2	1	0	1	2	Cleveland Indians @ San Francisco Giants AT&T Park, San Francisco, CA Wed Jul 19 2017, 12:46 PM - 4:01 PM PDT Att: 41,067 - Sunny - 68 F			
52 Miguel Gómez, S (1.4) OBP: 0.182, SLG: 0.200										4	0	1	0	0	2	1				
9 Brandon Belt, L (1.3) OBP: 0.352, SLG: 0.462										2	1	0	0	2	1	2				
35 Brandon Crawford, L (1.6) OBP: 0.272, SLG: 0.380										4	1	2	1	0	1	3				
21 Conor Gillaspie, L (1.5) OBP: 0.246, SLG: 0.242										4	1	1	0	0	0	3				
5 Nick Hundley, R (1.2) OBP: 0.284, SLG: 0.435										3	0	0	0	1	1	3				
37 Kelby Tomlinson, R (1.7) OBP: 0.192, SLG: 0.263										3	0	0	0	0	1	3				
28 Buster Posey, R (8. Ph) OBP: 0.409, SLG: 0.508										1	0	1	2	0	0	0				
49 Sam Dyson, R (9.1)										0	0	0	0	0	0	0				
66 Gorkys Hernández, R (1.9) OBP: 0.315, SLG: 0.298										4	0	0	0	0	2	2				
18 Matt Cain, R (1.1) ERA: 5.49	6.0	25	5	2	2	6	2	0	0	0	0	0	0	0	1	0				
70 George Kontos, R (7.1) ERA: 3.09	0.1	H	2	1	0	0	1	0	0	0	0	0	0	0	0	0				
10 Eduardo Núñez, R (7. Ph) OBP: 0.322, SLG: 0.295	1.0	H	3	0	1	0	1	1	0	0	0	0	0	0	0	0				
48 Steven Okert, L (8.1) ERA: 7.32	0.2	L	5	2	2	0	2	0	0	0	0	0	0	0	0	0				
62 Cory Gearrin, R (8.1) ERA: 2.22	0.1	L	5	2	2	0	2	0	0	0	0	0	0	0	0	0				
8 Hunter Pence, R (8.9) OBP: 0.262, SLG: 0.345										2	0	1	0	0	1	0				
Inning Stats	R: 1 K: 0 S: 13	H: 2 LOB: 1 BB: 0 P: 22	R: 0 K: 1 S: 5	H: 0 LOB: 0 BB: 0 P: 6	R: 0 K: 3 S: 13	H: 1 LOB: 2 BB: 1 P: 22	R: 0 K: 0 S: 11	H: 1 LOB: 1 BB: 0 P: 17	R: 1 K: 2 S: 13	H: 1 LOB: 0 BB: 0 P: 21	R: 0 K: 0 S: 8	H: 1 LOB: 1 BB: 1 P: 18	R: 0 K: 1 S: 8	H: 1 LOB: 0 BB: 0 P: 13	R: 3 K: 3 S: 24	H: 2 LOB: 1 BB: 1 P: 38	1B: 4 2B: 4 3B: 0 HR: 1	SF: 0 SAC: 0 DP: 2 HBP: 0	WP: 1 PB: 0 SB: 1 CS: 0	PA: 35
PITCHER	IP WLS BF H R ER SO BB IBB HBP BLK WP HR S P ERA WHIP																			
59 Carlos Carrasco, R (1.1) ERA: 3.62	6.0	25	5	2	2	6	2	0	0	0	0	0	0	0	1	0	3.62	1.333		
Nick Goody, R (7.1) ERA: 2.04	0.1	H	2	1	0	0	1	0	0	0	0	0	0	5	7	0.00	3.000			
48 Boone Logan, L (7.1) ERA: 4.71	1.0	H	3	0	1	0	1	1	0	0	0	0	0	8	17	0.00	1.000			
27 Bryan Shaw, R (8.1) ERA: 2.91	0.2	L	5	2	2	0	2	0	0	0	0	0	0	19	27	0.00	3.000			

Batter	1	2	3	4	5	6	7	8	9	AB	R	H	RBI	BB	SO	LOB	TOP										
19 José Bautista, R OBP: 0.332, SLG: 0.393 3 Ezequiel Carrera, L OBP: 0.361, SLG: 0.436	G6-3		K		K			K		4	0	0	0	0	3	1	Toronto Blue Jays @ Cleveland Indians Progressive Field, Cleveland, OH Sun Jul 23 2017, 1:11 PM - 4:03 PM EDT Att: 30,701 - Cloudy - 81 F										
20 Josh Donaldson, R OBP: 0.358, SLG: 0.421	G6-3			1B			K	BB	3	0	1	0	1	1	0												
14 Justin Smoak, S OBP: 0.376, SLG: 0.593	F7			K			BB	P5	3	0	0	0	1	1	2												
8 Kendrys Morales, S OBP: 0.309, SLG: 0.447	K			K			BB	1B	4	0	2	0	0	2	1												
28 Steve Pearce, R OBP: 0.324, SLG: 0.444	K			1B			G6-4-3	K	4	0	1	0	0	2	3												
47 Miguel Montero, L OBP: 0.326, SLG: 0.367	K			1B			G4-3	G6-4-3	4	0	0	0	0	1	3												
11 Kevin Pillar, R OBP: 0.302, SLG: 0.408			HR		K		K	K	3	1	1	1	0	2	0												
17 Ryan Goins, L OBP: 0.261, SLG: 0.318			K		G4-3		K	K	3	0	0	0	0	2	0												
18 Darwin Barney, R OBP: 0.273, SLG: 0.272	P4				1B			K	3	0	1	0	0	1	0												
Inning Stats	R: 0 E: 0 K: 0 S: 5	H: 0 LOB: 0 BB: 0 P: 10	R: 0 E: 0 K: 3 S: 11	H: 0 LOB: 0 BB: 0 P: 13	R: 1 E: 0 K: 2 S: 10	H: 1 LOB: 0 BB: 0 P: 14	R: 0 E: 0 K: 2 S: 11	H: 2 LOB: 2 BB: 0 P: 19	R: 0 E: 0 K: 2 S: 10	H: 1 LOB: 1 BB: 0 P: 13	R: 0 E: 0 K: 1 S: 12	H: 1 LOB: 1 BB: 1 P: 19	R: 0 E: 0 K: 2 S: 11	H: 0 LOB: 0 BB: 0 P: 13	R: 0 E: 0 K: 1 S: 14	H: 0 LOB: 1 BB: 1 P: 22	R: 0 E: 0 K: 1 S: 9	H: 1 LOB: 0 BB: 0 P: 9	1B: 5 2B: 0 3B: 0 HR: 1	SF: 0 SAC: 0 DP: 2 HBP: 0	WP: 0 PB: 0 SB: 0 CS: 0	PA: 33					
PITCHER	IP	WLS	BF	H	R	ER	SO	BB	IBB	HBP	BLK	WP	HR	S	P	ERA	WHIP										
28 Corey Kluber, R ERA: 2.74	7.2	W	29	5	1	1	14	2	0	0	0	0	1	81	120	1.17	0.913										
Nick Goody, R ERA: 2.02	0.1		1	0	0	0	0	0	0	0	0	0	0	3	3	0.00	0.000										
49 Tyler Olson, L ERA:	1.0		3	1	0	0	1	0	0	0	0	0	0	9	9	0.00	1.000										

Batter	1	2	3	4	5	6	7	8	9	AB	R	H	RBI	BB	SO	LOB	BOTTOM										
41 Carlos Santana, S OBP: 0.336, SLG: 0.404	1B	K		F8		BB		P5		4	2	1	0	1	1	1	Toronto Blue Jays @ Cleveland Indians Progressive Field, Cleveland, OH Sun Jul 23 2017, 1:11 PM - 4:03 PM EDT Att: 30,701 - Cloudy - 81 F										
12 Francisco Lindor, S OBP: 0.322, SLG: 0.465 9 Erik González, R OBP: 0.299, SLG: 0.455	1B	1B		1B		L5		G6-3		4	1	3	1	0	0	1											
23 Michael Brantley, L OBP: 0.359, SLG: 0.440 Bradley Zimmer, L OBP: 0.323, SLG: 0.406	1B	G6-3		1B		P6				4	2	2	3	0	0	2											
10 Edwin Encarnación, R OBP: 0.374, SLG: 0.479	F8			1B		HR		2B		3	0	1	0	2	1	2											
11 José Ramírez, S OBP: 0.381, SLG: 0.576	BB			F7		F9		F7		4	1	0	0	1	0	5											
Brandon Guyer, R OBP: 0.294, SLG: 0.301	2B			FC5		G6-3		K		4	0	1	3	0	1	1											
35 Abraham Almonte, S OBP: 0.324, SLG: 0.495	L6			K		G6-3		7 1B		4	1	1	0	0	1	3											
7 Yan Gomes, R OBP: 0.310, SLG: 0.362	G5-3			G6-3		G1-3		1B		4	0	1	1	0	0	3											
39 Gio Urshela, R OBP: 0.269, SLG: 0.280	G1-3			1B		L7		K		4	1	1	0	0	1	1											
Inning Stats	R: 4 E: 0 K: 0 S: 12	H: 4 LOB: 1 BB: 1 P: 23	R: 0 E: 0 K: 1 S: 12	H: 1 LOB: 0 BB: 0 P: 18	R: 0 E: 0 K: 1 S: 15	H: 1 LOB: 2 BB: 0 P: 24	R: 1 E: 0 K: 0 S: 10	H: 2 LOB: 2 BB: 1 P: 20	R: 0 E: 0 K: 0 S: 5	H: 0 LOB: 0 BB: 0 P: 9	R: 2 E: 0 K: 1 S: 9	H: 1 LOB: 1 BB: 1 P: 20	R: 1 E: 0 K: 2 S: 18	H: 2 LOB: 1 BB: 0 P: 25	R: 0 E: 0 K: 0 S: 12	H: 1 LOB: 2 BB: 1 P: 23	1B: 8 2B: 3 3B: 0 HR: 1	SF: 0 SAC: 0 DP: 0 HBP: 0	WP: 1 PB: 0 SB: 0 CS: 0	PA: 41							
PITCHER	IP	WLS	BF	H	R	ER	SO	BB	IBB	HBP	BLK	WP	HR	S	P	ERA	WHIP										
33 J.A. Happ, L ERA: 4.13	6.0	L	31	9	7	7	3	3	0	0	0	0	0	18	114	10.50	2.000										
38 Joe Smith, R ERA: 3.59	1.0		5	2	1	1	2	0	0	0	0	0	0	12	23	0.00	2.000										
53 Chris Smith, R ERA:	1.0		5	1	0	0	0	1	0	0	0	0	0	12	23	0.00	2.000										

Batter	1	2	3	4	5	6	7	8	9	AB	R	H	RBI	BB	SO	LOB	TOP			
6 Billy Hamilton, S OBP: 0.305, SLG: 0.339										4	0	1	0	0	2	0	Cincinnati Reds @ Cleveland Indians Progressive Field, Cleveland, OH Mon Jul 24 2017, 7:11 PM - 9:36 PM EDT Att: 21,500 - Cloudy - 70 F			
2 Zack Cozart, R OBP: 0.404, SLG: 0.570										4	1	1	1	0	2	1				
19 Joey Votto, L OBP: 0.419, SLG: 0.582										2	0	1	0	1	0	0				
7 Eugenio Suárez, R OBP: 0.358, SLG: 0.461										4	0	0	0	0	1	3				
4 Scooter Gennett, L OBP: 0.362, SLG: 0.602											4	1	1	1	0	0		1		
39 Devin Mesoraco, R OBP: 0.331, SLG: 0.434											3	0	1	0	0	1		0		
43 Scott Schebler, L OBP: 0.316, SLG: 0.485											3	0	0	0	0	1		1		
3 Patrick Kivlehan, R OBP: 0.293, SLG: 0.404											3	0	0	0	0	1		1		
9 José Peraza, R OBP: 0.274, SLG: 0.325										3	0	0	0	0	1	0				
Inning Stats	R: 0 E: 0 K: 0 S: 8	H: 1 LOB: 0 BB: 0 P: 14	R: 0 E: 0 K: 1 S: 6	H: 0 LOB: 0 BB: 0 P: 8	R: 0 E: 0 K: 3 S: 12	H: 0 LOB: 0 BB: 0 P: 15	R: 0 E: 0 K: 2 S: 9	H: 0 LOB: 1 BB: 1 P: 14	R: 1 E: 0 K: 0 S: 7	H: 2 LOB: 1 BB: 0 P: 9	R: 0 E: 0 K: 0 S: 8	H: 1 LOB: 1 BB: 0 P: 12	R: 0 E: 0 K: 2 S: 11	H: 0 LOB: 0 BB: 0 P: 16	R: 0 E: 0 K: 1 S: 10	H: 0 LOB: 0 BB: 0 P: 15		1B: 3 2B: 0 3B: 0 HR: 2	SF: 0 SAC: 0 DP: 2 HBP: 1	WP: 0 PB: 0 SB: 0 CS: 0
PITCHER	IP WLS BF H R ER SO BB IBB HBP BLK WP HR S P ERA WHIP	IP WLS BF H R ER SO BB IBB HBP BLK WP HR S P ERA WHIP	IP WLS BF H R ER SO BB IBB HBP BLK WP HR S P ERA WHIP	IP WLS BF H R ER SO BB IBB HBP BLK WP HR S P ERA WHIP	IP WLS BF H R ER SO BB IBB HBP BLK WP HR S P ERA WHIP	IP WLS BF H R ER SO BB IBB HBP BLK WP HR S P ERA WHIP	IP WLS BF H R ER SO BB IBB HBP BLK WP HR S P ERA WHIP	IP WLS BF H R ER SO BB IBB HBP BLK WP HR S P ERA WHIP	IP WLS BF H R ER SO BB IBB HBP BLK WP HR S P ERA WHIP	IP WLS BF H R ER SO BB IBB HBP BLK WP HR S P ERA WHIP	IP WLS BF H R ER SO BB IBB HBP BLK WP HR S P ERA WHIP	IP WLS BF H R ER SO BB IBB HBP BLK WP HR S P ERA WHIP	IP WLS BF H R ER SO BB IBB HBP BLK WP HR S P ERA WHIP	IP WLS BF H R ER SO BB IBB HBP BLK WP HR S P ERA WHIP	IP WLS BF H R ER SO BB IBB HBP BLK WP HR S P ERA WHIP	IP WLS BF H R ER SO BB IBB HBP BLK WP HR S P ERA WHIP	IP WLS BF H R ER SO BB IBB HBP BLK WP HR S P ERA WHIP	IP WLS BF H R ER SO BB IBB HBP BLK WP HR S P ERA WHIP	IP WLS BF H R ER SO BB IBB HBP BLK WP HR S P ERA WHIP	IP WLS BF H R ER SO BB IBB HBP BLK WP HR S P ERA WHIP

AB	30
R	2
H	5
RBI	2
BB	1
SO	9
LOB	7



Batter	1	2	3	4	5	6	7	8	9	AB	R	H	RBI	BB	SO	LOB	BOTTOM			
Bradley Zimmer, L OBP: 0.327, SLG: 0.415										3	1	2	2	0	1	0	Cincinnati Reds @ Cleveland Indians Progressive Field, Cleveland, OH Mon Jul 24 2017, 7:11 PM - 9:36 PM EDT Att: 21,500 - Cloudy - 70 F			
12 Francisco Lindor, S OBP: 0.322, SLG: 0.463										4	0	1	0	0	2	4				
23 Michael Brantley, L OBP: 0.369, SLG: 0.439										3	0	1	1	0	1	3				
10 Edwin Encarnación, R OBP: 0.373, SLG: 0.479										4	0	1	0	0	0	4				
11 José Ramírez, S OBP: 0.377, SLG: 0.569										4	0	0	0	0	0	1				
41 Carlos Santana, S OBP: 0.340, SLG: 0.423										3	3	2	2	1	1	0				
39 Gio Urshela, R OBP: 0.267, SLG: 0.250										3	1	0	0	1	1	1				
35 Abraham Almonte, S OBP: 0.331, SLG: 0.407										2	1	1	0	1	0	0				
Brandon Guyer, R OBP: 0.261, SLG: 0.298										1	0	0	0	0	1	0				
55 Roberto Pérez, R OBP: 0.279, SLG: 0.269										2	0	1	1	1	1	0				
Inning Stats	R: 1 E: 0 K: 0 S: 9	H: 3 LOB: 1 BB: 0 P: 14	R: 0 E: 0 K: 1 S: 7	H: 0 LOB: 0 BB: 0 P: 11	R: 0 E: 0 K: 3 S: 11	H: 0 LOB: 0 BB: 0 P: 19	R: 0 E: 0 K: 0 S: 8	H: 0 LOB: 0 BB: 0 P: 12	R: 2 E: 0 K: 0 S: 18	H: 1 LOB: 1 BB: 2 P: 32	R: 0 E: 0 K: 0 S: 7	H: 1 LOB: 0 BB: 0 P: 9	R: 2 E: 0 K: 2 S: 16	H: 3 LOB: 3 BB: 2 P: 26	R: 1 E: 0 K: 2 S: 11	H: 1 LOB: 0 BB: 0 P: 14	1B: 4 2B: 4 3B: 0 HR: 2	SF: 2 SAC: 0 DP: 2 HBP: 0	WP: 0 PB: 0 SB: 0 CS: 0	PA: 35
PITCHER	IP WLS BF H R ER SO BB IBB HBP BLK WP HR S P ERA WHIP	IP WLS BF H R ER SO BB IBB HBP BLK WP HR S P ERA WHIP	IP WLS BF H R ER SO BB IBB HBP BLK WP HR S P ERA WHIP	IP WLS BF H R ER SO BB IBB HBP BLK WP HR S P ERA WHIP	IP WLS BF H R ER SO BB IBB HBP BLK WP HR S P ERA WHIP	IP WLS BF H R ER SO BB IBB HBP BLK WP HR S P ERA WHIP	IP WLS BF H R ER SO BB IBB HBP BLK WP HR S P ERA WHIP	IP WLS BF H R ER SO BB IBB HBP BLK WP HR S P ERA WHIP	IP WLS BF H R ER SO BB IBB HBP BLK WP HR S P ERA WHIP	IP WLS BF H R ER SO BB IBB HBP BLK WP HR S P ERA WHIP	IP WLS BF H R ER SO BB IBB HBP BLK WP HR S P ERA WHIP	IP WLS BF H R ER SO BB IBB HBP BLK WP HR S P ERA WHIP	IP WLS BF H R ER SO BB IBB HBP BLK WP HR S P ERA WHIP	IP WLS BF H R ER SO BB IBB HBP BLK WP HR S P ERA WHIP	IP WLS BF H R ER SO BB IBB HBP BLK WP HR S P ERA WHIP	IP WLS BF H R ER SO BB IBB HBP BLK WP HR S P ERA WHIP	IP WLS BF H R ER SO BB IBB HBP BLK WP HR S P ERA WHIP	IP WLS BF H R ER SO BB IBB HBP BLK WP HR S P ERA WHIP	IP WLS BF H R ER SO BB IBB HBP BLK WP HR S P ERA WHIP	IP WLS BF H R ER SO BB IBB HBP BLK WP HR S P ERA WHIP

AB	29
R	6
H	9
RBI	6
BB	4
SO	8
LOB	13



Batter	1	2	3	4	5	6	7	8	9	10	11	AB	R	H	RBI	BB	SO	LOB	TOP									
0 Yonel Escobar, R OBP: 0.332, SLG: 0.392	(1, 5) K		(1, 3) K	(1, 0) 27 2B		(1, 0) 2B			(1, 2) G5-3		(1, 1) G4-3	6	0	2	1	0	2	3										
27 Mike Trout, R OBP: 0.451, SLG: 0.714	(1, 8) K		(4, 2) 56 HR	(2, 1) 2B		(3, 2) G2-3			(2, 1) F9		(0, 0) IBB	4	1	1	0	2	1	0										
5 Albert Pujols, R OBP: 0.286, SLG: 0.383	(1, 10) P2		(1, 0) L5	(2, 2) L7		(1, 2) P4			(0, 3) K		(1, 0) G1-3	6	0	0	0	0	1	6										
56 Kole Calhoun, L OBP: 0.315, SLG: 0.376	(1, 9) F8	(1, 2) HR	(1, 0) HR			(1, 1) G4-3			(3, 1) G3		(0, 0) G3	5	1	1	3	0	0	0										
2 Andrelton Simmons, R OBP: 0.348, SLG: 0.454	(1, 6) 25 2B	(2, 1) 1B	(1, 2) E4	(1, 1) 1B		(4, 1) 18 HR			(1, 1) 18 G3-6-3		(4, 2) BB	3	2	3	0	2	0	0										
18 Luis Valbuena, L OBP: 0.269, SLG: 0.369	(1, 3) L8	(2, 0) L8	(2, 1) 1B			(2, 0) HR			(0, 0) G3-6-3		(1, 3) K	5	1	2	3	0	1	3										
25 Ben Revere, L OBP: 0.251, SLG: 0.303	(1, 7) G1-3		(0, 1) G1-3			(0, 3) K2-3			(1, 0) L7		(2, 2) L8	5	0	1	0	0	1	2										
13 Nick Franklin, S OBP: 0.263, SLG: 0.267	(1, 7) 2B		(1, 3) G1-3			(1, 3) K			(0, 2) G5-3		(0, 0) G4-3	5	0	1	0	0	2	2										
12 Martin Maldonado, R OBP: 0.308, SLG: 0.412	(1, 2) K		(2, 3) K			(1, 3) K			(0, 2) G5-3		(0, 0) G4-3	0	0	0	0	0	0	0										
17 Shane Robinson, R OBP: 0.176, SLG: 0.125	(11, PR)		(0, 0) G5-3			(1, 3) K			(0, 2) G5-3		(0, 0) SH3-4	0	0	0	0	0	0	0										
13 Ian Giarolli, R OBP: 0.255, SLG: 0.264	(11, 2) K		(2, 3) K			(1, 3) K			(1, 3) K		(0, 1) SH3-4	4	2	2	0	0	2	0										
22 Kaleb Cowart, S OBP: 0.625, SLG: 0.857	(1, 4) 27 WP	(3, 2) 56 HR	(3, 3) 2B			(0, 0) 2B			(1, 3) K		(1, 2) SH3-4	4	2	2	0	0	2	0										
Inning Stats	R: 0 E: 0 K: 2 S: 9	H: 0 LOB: 0 BB: 0 P: 15	R: 0 E: 0 K: 1 S: 12	H: 2 LOB: 2 BB: 0 P: 20	R: 4 E: 1 K: 1 S: 17	H: 4 LOB: 1 BB: 1 P: 31	R: 0 E: 0 K: 1 S: 12	H: 2 LOB: 2 BB: 0 P: 20	R: 2 E: 0 K: 2 S: 12	H: 1 LOB: 0 BB: 1 P: 20	R: 1 E: 0 K: 0 S: 9	H: 2 LOB: 0 BB: 0 P: 14	R: 0 E: 0 K: 1 S: 7	H: 0 LOB: 0 BB: 0 P: 9	R: 0 E: 0 K: 1 S: 8	H: 0 LOB: 0 BB: 0 P: 11	R: 0 E: 0 K: 1 S: 14	H: 0 LOB: 1 BB: 1 P: 20	R: 0 E: 0 K: 0 S: 6	H: 1 LOB: 2 BB: 1 P: 8	1B: 7 2B: 4 3B: 0 HR: 2	SF: 0 SAC: 1 DP: 1 HBP: 0	WP: 1 PB: 0 SB: 0 CS: 0	PA: 48				
PITCHER	IP ERA: 3.2	WLS BF	H R	R ER	SO 50	BB 22	IBB 0	HBP 0	BLK 0	WP 1	HR 2	S 54	P 97	ERA 10.38	WHIP 2.538													
52 Mike Clevinger, R ERA: 3.2	(1, 1)	4	2	1	2	0	0	0	0	0	0	10	12	9.00	2.000													
Nick Goody, R ERA: 2.21	(5, 1)	1.0	4	2	1	1	2	0	0	0	0	10	12	9.00	2.000													
27 Bryan Shaw, R ERA: 2.65	(6, 1)	1.2	5	1	0	0	0	0	0	0	0	12	20	0.00	0.600													
24 Andrew Miller, L ERA: 1.59	(8, 1)	1.0	3	0	0	0	1	0	0	0	0	7	9	0.00	0.000													
37 Cody Allen, R ERA: 2.86	(9, 1)	1.0	3	0	0	0	1	0	0	0	0	8	11	0.00	0.000													
PITCHER	IP ERA: 2.3	WLS BF	H R	R ER	SO 17	BB 1	IBB 0	HBP 0	BLK 0	WP 0	HR 3	S 23	P 35	ERA 0.00	WHIP 1.500													
34 Zach McAllister, R ERA: 2.3	(10, 1)	1.1	3	0	0	0	0	0	0	0	0	3	5	0.00	0.000													
61 Dan Otero, R ERA: 3.32	(11, 1)	0.2	W	3	0	0	0	0	0	0	0	0	0	0.00	0.000													

Los Angeles Angels @ Cleveland Indians
Progressive Field, Cleveland, OH
Tue Jul 25 2017, 7:12 PM - 11:25 PM EDT
Att: 22,364 - Party Cloudy - 71 F

livebaseballscores.com

AB 43
R 7
H 13
RBI 7
BB 4
SO 10
LOB 16



Batter	1	2	3	4	5	6	7	8	9	10	11	AB	R	H	RBI	BB	SO	LOB	BOTTOM									
Bradley Zimmer, L OBP: 0.337, SLG: 0.436	(1, 8) G4-3		(3, 1) HR	(1, 0) 12 1B		(0, 1) F8			(2, 2) 12 S		(4, 2) 12 WP	5	2	3	4	1	0	0										
12 Francisco Lindor, S OBP: 0.324, SLG: 0.462	(1, 6) K	(1, 3) F7	(1, 2) 23 FC4-6	(1, 1) 1B		(1, 2) 10 FC6-4			(2, 1) G6-3		(4, 2) 10 HR	5	1	2	0	1	1	1										
23 Michael Brantley, L OBP: 0.367, SLG: 0.445	(1, 7) G4-3		(0, 0) HR	(0, 0) FC4-6		(1, 3) 11 BB			(1, 3) P5		(0, 0) 10 HR	5	2	1	1	1	1	2										
10 Edwin Encarnación, R OBP: 0.377, SLG: 0.491	(1, 10) 11 2B		(4, 2) 11 BB	(1, 2) BB		(0, 0) FC6-4			(2, 3) K		(0, 0) HR	4	2	2	4	2	1	1										
11 José Ramírez, S OBP: 0.377, SLG: 0.569	(1, 4) 2B		(4, 2) 2B	(1, 2) BB		(3, 2) G3			(0, 1) P5		(1, 0) HR	4	1	1	1	1	0	1										
41 Carlos Santana, S OBP: 0.336, SLG: 0.417	(1, 3) K		(3, 3) K	(1, 2) G6-3		(0, 1) F7			(0, 1) P5		(0, 0) L8	5	0	0	0	0	2	4										
26 Austin Jackson, R OBP: 0.400, SLG: 0.509	(1, 9) 39 BB	(4, 2) 7 BB	(3, 2) 7 1B	(2, 2) 7 CS		(3, 2) G6-3			(3, 2) G6-3		(1, 1) 1B	4	1	3	0	1	0	0										
7 Yan Gomes, R OBP: 0.317, SLG: 0.363	(1, 2) 39 BB	(4, 0) 39 BB	(2, 2) 39 G6-4-3	(2, 2) 1B		(0, 3) K			(4, 2) 39 S		(0, 0) BB	2	1	1	0	2	1	1										
9 Eric González, R OBP: 0.299, SLG: 0.455	(8, PR)		(1, 2) 39 BB	(1, 2) 1B		(1, 2) K			(0, 0) F9		(0, 0) BB	0	0	0	0	0	0	0										
55 Roberto Pérez, R OBP: 0.277, SLG: 0.267	(9, 2) 1-2 2-3 HR		(1, 2) 39 BB	(1, 2) 1B		(1, 2) K			(4, 2) 39 S		(0, 0) BB	1	0	0	0	0	0	1										
39 Gio Urshela, R OBP: 0.297, SLG: 0.219	(1, 5) 1-2 2-3 3-H HR		(4, 0) G6-4-3	(1, 2) HR		(2, 3) K			(1, 2) G5-3		(0, 3) K	4	1	0	1	1	2	4										
Inning Stats	R: 0 E: 0 K: 1 S: 7	H: 0 LOB: 0 BB: 0 P: 9	R: 7 E: 0 K: 1 S: 20	H: 4 LOB: 1 BB: 4 P: 44	R: 0 E: 0 K: 1 S: 17	H: 2 LOB: 1 BB: 0 P: 25	R: 0 E: 0 K: 1 S: 12	H: 2 LOB: 3 BB: 2 P: 25	R: 0 E: 0 K: 2 S: 11	H: 1 LOB: 0 BB: 0 P: 15	R: 0 E: 0 K: 1 S: 9	H: 1 LOB: 1 BB: 0 P: 11	R: 0 E: 0 K: 0 S: 9	H: 0 LOB: 0 BB: 0 P: 15	R: 0 E: 0 K: 1 S: 6	H: 0 LOB: 0 BB: 0 P: 9	R: 0 E: 0 K: 1 S: 7	H: 1 LOB: 1 BB: 0 P: 8	R: 4 E: 0 K: 0 S: 6	H: 1 LOB: 0 BB: 1 P: 14	1B: 8 2B: 3 3B: 0 HR: 3	SF: 0 SAC: 0 DP: 2 HBP: 0	WP: 1 PB: 0 SB: 2 CS: 2	PA: 49				
PITCHER	IP ERA: 5.35	WLS BF	H R	R ER	SO 3	BB 4	IBB 0	HBP 0	BLK 0	WP 0	HR 2	S 39	P 71	ERA 27.00	WHIP 3.857													
40 Jesse Chavez, R ERA: 5.35	(1, 1)	2	1	0	0	0	0	0	0	0	0	5	7	27.00	1.500													
39 Keynan Middleton, R ERA: 4.11	(3, 1)	0.2	2	1	0	0	0	0	0	0	0	12	25	0.00	4.000													
48 Jose Alvarez, L ERA: 4.76	(4, 1)	1.0	6	2	0	0	0	0	0	0	0	29	41	0.00	0.667													
36 Yuseimer Petit, R ERA: 2.7	(5, 1)	3.0	10	2	0	0	3	0	0	0	0	0	0	0.00	2.000													
53 Blake Parker, R ERA: 2.25	(8, 1)	1.0	4	1	0	0	0	1	0	0	0	12	20	0.00	2.000													
PITCHER	IP ERA: 2.34	WLS BF	H R	R ER	SO 2	BB 1	IBB 0	HBP 0	BLK 0	WP 0	HR 13	S 17	P 17	ERA 0.00	WHIP 0.500													
33 David Hernandez, R ERA: 2.34	(9, 1)	2.0	4	1	0	0	0	0	0	0	0	4	4	0.00	0.500													
20 Bud Norris, R ERA: 3.12	(11, 1)	0.0	L	7	1	4	4	0	2	1	0	0	1	1	6	14	∞	∞										

Los Angeles Angels @ Cleveland Indians
Progressive Field, Cleveland, OH
Tue Jul 25 2017, 7:12 PM - 11:25 PM EDT
Att: 22,364 - Party Cloudy - 71 F

livebaseballscores.com

AB 39
R 11
H 13
RBI 11
BB 10
SO 8
LOB 15



Batter	1	2	3	4	5	6	7	8	9	AB	R	H	RBI	BB	SO	LOB	TOP					
0 Yuliel Escobar, R OBP: 0.328, SLG: 0.386	L6		K		G5-3		G5-3		G4-3	5	0	0	0	0	1	3	Los Angeles Angels @ Cleveland Indians Progressive Field, Cleveland, OH Wed Jul 26 2017, 7:12 PM - 10:42 PM EDT Att: 22,658 - Cloudy - 76 F					
27 Mike Trout, R OBP: 0.454, SLG: 0.711	K		1B		G6-3			2B 1B	1B	5	0	3	0	0	1	0						
5 Albert Pujols, R OBP: 0.282, SLG: 0.378	G6-3		F3			G5-3		L9	K	5	0	0	0	0	1	4						
56 Kole Calhoun, L OBP: 0.312, SLG: 0.372		G4-3	K			G4-3		K		4	0	0	0	0	2	3						
2 Andrelton Simmons, R OBP: 0.352, SLG: 0.456		18 2B HBP				G5-3		1B		3	1	2	0	0	0	0						
18 Luis Valbuena, L OBP: 0.271, SLG: 0.394					K					3	1	2	2	0	1	1						
24 C.J. Cron, R OBP: 0.287, SLG: 0.355					2B			G3-1		1	0	0	0	0	0	2						
25 Ben Revere, L OBP: 0.309, SLG: 0.309								HR														
7 Cliff Pennington, S OBP: 0.321, SLG: 0.317	L8				12 WP 1B				13 2B	3	0	2	0	0	0	1						
12 Martin Maldonado, R OBP: 0.306, SLG: 0.409					F9			SH1-3		2	0	0	0	0	1	2						
13 Nick Franklin, S OBP: 0.289, SLG: 0.283									22 1B 0 G4-3 2B	1	1	1	1	0	0	0						
22 Kaleb Cowart, S OBP: 0.583, SLG: 0.700									0 G4-3 1B	3	0	1	0	0	0	1						
Inning Stats	R: 0 E: 0 K: 1 S: 6	H: 0 LOB: 0 BB: 0 P: 9	R: 1 E: 0 K: 1 S: 11	H: 1 LOB: 1 BB: 0 P: 18	R: 0 E: 0 K: 2 S: 14	H: 1 LOB: 2 BB: 0 P: 21	R: 0 E: 0 K: 1 S: 16	H: 2 LOB: 1 BB: 0 P: 26	R: 0 E: 0 K: 0 S: 8	H: 0 LOB: 0 BB: 0 P: 11	R: 0 E: 0 K: 0 S: 4	H: 0 LOB: 0 BB: 0 P: 5	R: 1 E: 0 K: 0 S: 12	H: 2 LOB: 1 BB: 0 P: 21	R: 0 E: 0 K: 1 S: 16	H: 2 LOB: 2 BB: 0 P: 20	R: 2 E: 0 K: 1 S: 12	H: 4 LOB: 1 BB: 0 P: 17	1B: 8 2B: 4 3B: 0 HR: 1	SF: 0 SAC: 1 DP: 2 HBP: 2	WP: 1 PB: 0 SB: 0 CS: 1	PA: 39
PITCHER	IP WLS BF H R ER SO BB IBB HBP BLK WP HR S P ERA WHIP	6.1 W 4 1 0 0 0 0 0 0 0 0 1 1 64 99 2.84 0.947	1.0 W 4 1 0 0 0 0 0 0 0 0 0 0 13 19 0.00 1.000	0.2 H 3 1 0 0 1 0 0 0 0 0 0 0 10 13 0.00 1.500	1.0 H 6 4 2 2 1 0 0 0 0 0 0 0 12 17 18.00 4.000	PITCHER										IP WLS BF H R ER SO BB IBB HBP BLK WP HR S P ERA WHIP						

Batter	1	2	3	4	5	6	7	8	9	AB	R	H	RBI	BB	SO	LOB	BOTTOM			
Bradley Zimmer, L OBP: 0.343, SLG: 0.458	HR		12 1B BB		P4		12 1B 2B	FC4-6 12 BB 2B		4	2	2	2	1	0	2	Los Angeles Angels @ Cleveland Indians Progressive Field, Cleveland, OH Wed Jul 26 2017, 7:12 PM - 10:42 PM EDT Att: 22,658 - Cloudy - 76 F			
12 Francisco Lindor, S OBP: 0.327, SLG: 0.462	G3		1B		G3		2B	2B 1B BB		4	1	2	0	1	0	0				
23 Michael Brantley, L OBP: 0.367, SLG: 0.444	L3		G4-3		P4					5	1	2	1	0	0	2				
61 Dan Otero, R										0	0	0	0	0	0	0				
10 Edwin Encarnación, R OBP: 0.378, SLG: 0.488										2	0	0	0	2	1	0				
Brandon Guyer, R OBP: 0.289, SLG: 0.306	K									1	1	1	1	0	0	0				
11 José Ramírez, S OBP: 0.375, SLG: 0.564		L7								5	1	1	0	0	1	4				
39 Gio Urshela, R OBP: 0.257, SLG: 0.219										0	0	0	0	0	0	0				
41 Carlos Santana, S OBP: 0.340, SLG: 0.421										4	1	3	1	0	0	0				
26 Austin Jackson, R OBP: 0.403, SLG: 0.509		G6-4-3								4	2	2	1	0	1	3				
7 Yan Gomes, R OBP: 0.320, SLG: 0.370										4	1	2	2	0	1	1				
9 Erik González, R OBP: 0.310, SLG: 0.457										4	0	2	2	0	1	3				
Inning Stats	R: 1 E: 0 K: 1 S: 8	H: 1 LOB: 0 BB: 0 P: 12	R: 0 E: 0 K: 0 S: 7	H: 1 LOB: 0 BB: 0 P: 10	R: 0 E: 0 K: 1 S: 8	H: 2 LOB: 1 BB: 1 P: 18	R: 1 E: 0 K: 2 S: 18	H: 3 LOB: 2 BB: 1 P: 28	R: 0 E: 0 K: 0 S: 9	H: 0 LOB: 0 BB: 0 P: 14	R: 0 E: 0 K: 0 S: 8	H: 0 LOB: 0 BB: 0 P: 15	R: 1 E: 0 K: 0 S: 15	H: 3 LOB: 2 BB: 0 P: 26	R: 7 E: 0 K: 1 S: 23	H: 7 LOB: 2 BB: 2 P: 37	1B: 14 2B: 2 3B: 0 HR: 1	SF: 0 SAC: 0 DP: 1 HBP: 0	WP: 0 PB: 0 SB: 0 CS: 1	PA: 41
PITCHER	IP WLS BF H R ER SO BB IBB HBP BLK WP HR S P ERA WHIP	6.2 L 28 9 3 3 4 2 0 0 0 0 0 0 3 4 4.05 1.650	0.1 L 1 1 0 0 0 0 0 0 0 0 0 0 3 4 0.00 3.000	0.1 L 6 4 5 5 1 1 0 0 0 0 0 0 12 18 135.00 15.000	0.2 L 6 3 2 2 0 1 0 0 0 0 0 0 11 19 27.00 6.000	PITCHER										IP WLS BF H R ER SO BB IBB HBP BLK WP HR S P ERA WHIP				

Batter	1	2	3	4	5	6	7	8	9	AB R H RBI BB SO LOB	TOP									
41 Carlos Santana, S OBP: 0.341, SLG: 0.435										5 2 2 1 1 0 4	Cleveland Indians @ Chicago White Sox Guaranteed Rate Field, Chicago, IL Fri Jul 28 2017, 7:11 PM - 10:31 PM CDT Att: 20,387 - Clear - 74 F									
12 Francisco Lindor, S OBP: 0.330, SLG: 0.461 9 Erik González, R OBP: 0.310, SLG: 0.457										5 1 2 0 0 0 1 0 0 0 0 0 0 0										
23 Michael Brantley, L OBP: 0.364, SLG: 0.446 Bradley Zimmer, L OBP: 0.341, SLG: 0.459										5 1 2 1 0 0 3 0 0 0 0 0 0 0										
10 Edwin Encarnación, R OBP: 0.377, SLG: 0.482										4 1 0 0 1 0 2										
11 José Ramírez, S OBP: 0.377, SLG: 0.569										5 4 4 3 0 0 0										
26 Austin Jackson, R OBP: 0.415, SLG: 0.504										3 0 1 0 2 0 1										
Brandon Guyer, R OBP: 0.307, SLG: 0.322										3 0 2 1 1 0 2										
7 Yan Gomes, R OBP: 0.321, SLG: 0.371										5 0 2 2 0 0 5										
39 Gio Urshela, R OBP: 0.286, SLG: 0.243										5 0 1 1 0 0 7										
Inning Stats	R: 0 E: 0 K: 0 S: 8	H: 2 LOB: 1 BB: 0 P: 13	R: 1 E: 0 K: 0 S: 8	H: 2 LOB: 0 BB: 0 P: 13	R: 0 E: 0 K: 0 S: 7	H: 0 LOB: 1 BB: 1 P: 15	R: 1 E: 0 K: 0 S: 11	H: 2 LOB: 2 BB: 1 P: 22	R: 4 E: 0 K: 0 S: 13	H: 4 LOB: 2 BB: 3 P: 26		R: 1 E: 0 K: 0 S: 9	H: 1 LOB: 0 BB: 0 P: 17	R: 1 E: 0 K: 0 S: 11	H: 3 LOB: 2 BB: 0 P: 22	R: 1 E: 0 K: 0 S: 13	H: 1 LOB: 0 BB: 0 P: 23	R: 0 E: 0 K: 0 S: 13	H: 1 LOB: 2 BB: 0 P: 20	1B: 12 SF: 0 2B: 1 SAC: 0 3B: 0 DP: 2 HR: 3 HBP: 1
PITCHER	IP WLS BF H R ER SO BB IBB HBP BLK WP HR S P ERA WHIP											IP WLS BF H R ER SO BB IBB HBP BLK WP HR S P ERA WHIP								
45 Derek Holland, L ERA: 5.42	4.1 L 25 9 6 6 0 4 1 0 0 0 1 1 43 84 12.46 3.000																			
54 Chris Beck, R ERA: 4.93	2.2 12 5 2 2 0 0 0 0 0 0 0 1 24 44 6.75 1.875																			
37 Juan Minaya, R ERA: 5.01	2.0 9 2 1 1 0 0 0 0 1 0 0 1 26 43 4.50 1.000																			

Batter	1	2	3	4	5	6	7	8	9	AB R H RBI BB SO LOB	BOTTOM									
5 Yolmer Sánchez, S OBP: 0.316, SLG: 0.384										4 0 0 0 1 1 1	Cleveland Indians @ Chicago White Sox Guaranteed Rate Field, Chicago, IL Fri Jul 28 2017, 7:11 PM - 10:31 PM CDT Att: 20,387 - Clear - 74 F									
53 Melky Cabrera, S OBP: 0.330, SLG: 0.429 61 Willy García, R OBP: 0.323, SLG: 0.455										4 0 1 0 0 0 0 0 0 0 0 1 0 0										
79 José Abreu, R OBP: 0.348, SLG: 0.514										5 0 0 0 0 2 5										
10 Yoán Moncada, S OBP: 0.278, SLG: 0.333										3 1 1 1 1 2 0										
24 Matt Davidson, R OBP: 0.282, SLG: 0.493										3 1 1 2 1 0 1										
38 Omar Narváez, L OBP: 0.365, SLG: 0.316										2 0 1 0 2 0 3										
39 Alen Hanson, S OBP: 0.271, SLG: 0.325										4 0 2 0 0 1 2										
7 Tim Anderson, R OBP: 0.258, SLG: 0.352										4 0 0 0 0 3 3										
41 Adam Engel, R OBP: 0.295, SLG: 0.350										4 1 0 0 0 3 3										
Inning Stats	R: 0 E: 0 K: 1 S: 8	H: 0 LOB: 0 BB: 0 P: 11	R: 0 E: 0 K: 2 S: 14	H: 0 LOB: 1 BB: 1 P: 24	R: 0 E: 0 K: 2 S: 9	H: 0 LOB: 0 BB: 0 P: 11	R: 0 E: 0 K: 1 S: 7	H: 0 LOB: 0 BB: 0 P: 12	R: 0 E: 0 K: 2 S: 15	H: 2 LOB: 2 BB: 0 P: 20		R: 0 E: 0 K: 0 S: 9	H: 0 LOB: 0 BB: 0 P: 11	R: 2 E: 0 K: 1 S: 11	H: 1 LOB: 0 BB: 2 P: 23	R: 1 E: 1 K: 2 S: 17	H: 2 LOB: 3 BB: 1 P: 28	R: 0 E: 0 K: 1 S: 12	H: 1 LOB: 3 BB: 2 P: 21	1B: 4 SF: 0 2B: 1 SAC: 0 3B: 0 DP: 1 HR: 1 HBP: 0
PITCHER	IP WLS BF H R ER SO BB IBB HBP BLK WP HR S P ERA WHIP											IP WLS BF H R ER SO BB IBB HBP BLK WP HR S P ERA WHIP								
31 Danny Salazar, R ERA: 4.63	6.0 W 23 3 2 2 0 2 0 0 0 0 0 1 66 97 3.00 0.833																			
34 Zach McAllister, R ERA: 2.25	1.0 3 0 0 0 1 1 0 0 0 0 0 0 7 15 0.00 1.000																			
Nick Goody, R ERA: 2.15	1.0 7 2 1 0 2 1 0 0 0 0 0 0 17 28 0.00 3.000																			
51 Shawn Armstrong, R ERA: 4.05	1.0 6 1 0 0 1 2 0 0 0 0 0 0 12 21 0.00 3.000																			

Batter	1	2	3	4	5	6	7	8	9	AB	R	H	RBI	BB	SO	LOB	TOP										
Bradley Zimmer, L OBP: 0.345, SLG: 0.455										4	1	1	0	2	0	3											
12 Francisco Lindor, S OBP: 0.331, SLG: 0.461										4	1	2	0	0	0	0											
23 Michael Brantley, L OBP: 0.361, SLG: 0.446										4	0	1	1	0	1	4											
10 Edwin Encarnación, R OBP: 0.378, SLG: 0.479										4	1	1	1	1	2	2											
11 José Ramírez, S OBP: 0.372, SLG: 0.562										5	0	0	0	0	1	4											
41 Carlos Santana, S OBP: 0.314, SLG: 0.437										1	2	1	0	4	0	0											
26 Austin Jackson, R OBP: 0.414, SLG: 0.508										5	0	2	1	0	0	6											
7 Yan Gomes, R OBP: 0.319, SLG: 0.366										3	0	0	1	0	0	2											
9 Enk González, R OBP: 0.293, SLG: 0.432										4	0	0	0	0	2	1											
Brandon Guyer, R OBP: 0.314, SLG: 0.322										0	0	0	1	0	0	0											
39 Gio Urshela, R OBP: 0.286, SLG: 0.243										0	0	0	0	0	0	0											
Inning Stats	R: 0 H: 0 E: 0 K: 0 S: 9	H: 0 LOB: 1 BB: 1 P: 14	R: 1 H: 1 E: 1 K: 1 S: 12	H: 0 LOB: 1 BB: 1 P: 21	R: 3 H: 5 E: 0 K: 0 S: 17	H: 5 LOB: 2 BB: 0 P: 25	R: 0 H: 0 E: 0 K: 0 S: 8	H: 0 LOB: 0 BB: 0 P: 11	R: 0 H: 0 E: 0 K: 2 S: 10	H: 1 LOB: 1 BB: 1 P: 16	R: 0 H: 0 E: 0 K: 1 S: 15	H: 0 LOB: 0 BB: 0 P: 20	R: 0 H: 0 E: 0 K: 1 S: 13	H: 0 LOB: 2 BB: 2 P: 26	R: 0 H: 1 E: 0 K: 0 S: 10	H: 2 LOB: 1 BB: 1 P: 19	R: 1 H: 1 E: 0 K: 1 S: 16	H: 1 LOB: 3 BB: 1 P: 29	1B: 6 2B: 2 3B: 0 HR: 0	SF: 2 SAC: 1 DP: 0 HBP: 2	WP: 1 PB: 0 CS: 1 ERA: 4.50	PA: 46					
PITCHER	IP	WLS	BF	H	R	ER	SO	BB	IBB	HBP	BLK	WP	HR	S	P	ERA	WHIP										
58 Miguel González, R ERA: 4.59	6.0		28	6	4	3	4	3	0	0	0	0	0	71	107	4.50	1.500										
44 Tyler Clippard, R ERA: 4.59	1.0		6	0	0	0	1	2	0	0	0	1	0	13	26	0.00	2.000										
52 Jake Petricka, R ERA: 8.03	0.2		4	1	0	0	0	1	0	0	0	0	0	8	16	0.00	3.000										
70 Aaron Bummer, L ERA: 9.0	1.0	L	5	1	1	1	1	1	0	0	0	0	0	13	21	9.00	2.000										
45 Gregory Infante, R ERA: 4.45	0.1		3	0	0	0	0	0	0	2	0	0	0	5	11	0.00	0.000										

Cleveland Indians @ Chicago White Sox
Guaranteed Rate Field, Chicago, IL
Sat Jul 29 2017, 6:13 PM - 9:57 PM CDT
Att: 30,115 - Clear - 75 F

AB	34
R	5
H	8
RBI	5
BB	7
SO	6
LOB	22



Batter	1	2	3	4	5	6	7	8	9	AB	R	H	RBI	BB	SO	LOB	BOTTOM										
Melky Cabrera, S OBP: 0.336, SLG: 0.436										5	1	4	0	0	0	2											
5 Yoimer Sánchez, S OBP: 0.315, SLG: 0.382										4	0	1	0	0	3	5											
79 José Abreu, R OBP: 0.349, SLG: 0.519										4	1	1	3	1	2	3											
10 Yoán Moncada, S OBP: 0.268, SLG: 0.294										4	0	0	0	0	3	3											
24 Matt Davidson, R OBP: 0.278, SLG: 0.485										5	0	0	0	0	4	3											
38 Omar Narváez, L OBP: 0.358, SLG: 0.311										3	0	0	0	0	1	0											
36 Kevan Smith, R OBP: 0.286, SLG: 0.333										1	0	0	0	0	1	3											
39 Alen Hanson, S OBP: 0.286, SLG: 0.347										4	1	3	0	0	1	0											
61 Willy García, R OBP: 0.323, SLG: 0.455										0	0	0	0	0	0	0											
7 Tim Anderson, R OBP: 0.259, SLG: 0.355										3	0	1	1	0	1	1											
41 Adam Engel, R OBP: 0.301, SLG: 0.345										2	1	0	0	1	0	1											
Inning Stats	R: 0 H: 1 E: 0 K: 3 S: 13	H: 0 LOB: 0 BB: 0 P: 19	R: 0 H: 0 E: 0 K: 2 S: 8	H: 0 LOB: 0 BB: 0 P: 10	R: 3 H: 2 E: 0 K: 1 S: 11	H: 2 LOB: 0 BB: 0 P: 16	R: 0 H: 1 E: 0 K: 2 S: 12	H: 1 LOB: 1 BB: 0 P: 18	R: 0 H: 2 E: 0 K: 2 S: 15	H: 2 LOB: 2 BB: 0 P: 20	R: 1 H: 2 E: 0 K: 2 S: 11	H: 2 LOB: 1 BB: 0 P: 12	R: 0 H: 1 E: 0 K: 2 S: 9	H: 1 LOB: 3 BB: 1 P: 13	R: 0 H: 1 E: 0 K: 1 S: 14	H: 1 LOB: 2 BB: 1 P: 20	R: 0 H: 0 E: 0 K: 1 S: 11	H: 0 LOB: 0 BB: 0 P: 16	1B: 6 2B: 3 3B: 0 HR: 1	SF: 0 SAC: 2 DP: 0 HBP: 2	WP: 0 PB: 0 CS: 0 ERA: 2.74	PA: 41					
PITCHER	IP	WLS	BF	H	R	ER	SO	BB	IBB	HBP	BLK	WP	HR	S	P	ERA	WHIP										
28 Corey Kluber, R ERA: 2.9	6.1		30	9	4	4	12	0	1	0	0	0	0	72	98	2.90	1.421										
24 Andrew Miller, L ERA: 1.52	1.2	W	8	1	0	0	3	1	0	1	0	0	0	21	30	0.00	1.200										
37 Cody Allen, R ERA: 2.74	1.0	S	3	0	0	0	1	0	0	0	0	0	0	11	16	0.00	0.000										

Cleveland Indians @ Chicago White Sox
Guaranteed Rate Field, Chicago, IL
Sat Jul 29 2017, 6:13 PM - 9:57 PM CDT
Att: 30,115 - Clear - 75 F

AB	35
R	4
H	10
RBI	4
BB	2
SO	16
LOB	21



Batter	1	2	3	4	5	6	7	8	9	AB	R	H	RBI	BB	SO	LOB	TOP										
12 Francisco Lindor, S OBP: 0.330, SLG: 0.466										4	1	1	1	0	1	2											
26 Austin Jackson, R OBP: 0.417, SLG: 0.508										4	0	2	0	0	0	0											
11 José Ramírez, S OBP: 0.374, SLG: 0.563										4	0	2	0	0	0	2											
10 Edwin Encarnación, R OBP: 0.376, SLG: 0.475										3	0	0	0	1	1	3											
41 Carlos Santana, S OBP: 0.344, SLG: 0.432										4	0	0	0	0	1	4											
Brandon Guyer, R OBP: 0.311, SLG: 0.312										3	0	0	0	1	3	0											
39 Gio Urshela, R OBP: 0.283, SLG: 0.244										4	0	1	0	0	0	1											
55 Roberto Pérez, R OBP: 0.273, SLG: 0.270										4	0	1	0	0	2	2											
9 Enk González, R OBP: 0.293, SLG: 0.432										0	0	0	0	0	0	0											
7 Yan Gomes, R OBP: 0.319, SLG: 0.366										0	0	0	0	0	0	0											
Bradley Zimmer, L OBP: 0.344, SLG: 0.451										4	0	1	0	0	3	2											
Inning Stats	R: 0 H: 1 E: 0 K: 1 S: 12	H: 1 LOB: 2 BB: 1 P: 21	R: 0 H: 0 E: 0 K: 1 S: 8	H: 0 LOB: 1 BB: 1 P: 18	R: 1 H: 2 E: 0 K: 0 S: 5	H: 2 LOB: 0 BB: 0 P: 13	R: 0 H: 0 E: 0 K: 2 S: 10	H: 0 LOB: 0 BB: 0 P: 15	R: 0 H: 0 E: 0 K: 2 S: 10	H: 1 LOB: 1 BB: 0 P: 12	R: 0 H: 2 E: 0 K: 2 S: 19	H: 2 LOB: 2 BB: 0 P: 24	R: 0 H: 1 E: 0 K: 0 S: 12	H: 1 LOB: 1 BB: 0 P: 16	R: 0 H: 1 E: 0 K: 2 S: 11	H: 1 LOB: 0 BB: 0 P: 20	1B: 5 2B: 2 3B: 0 HR: 1	SF: 0 SAC: 0 DP: 1 HBP: 0	WP: 0 PB: 0 SB: 4 CS: 0	PA: 36							
PITCHER	IP	WLS	BF	H	R	ER	SO	BB	IBB	HBP	BLK	WP	HR	S	P	ERA	WHIP										
55 Carlos Rodón, L ERA: 5.23	6.2		27	6	1	1	9	2	0	0	0	0	1	69	110	1.35	1.200										
52 Jake Petricka, R ERA: 7.24	1.1		5	1	0	0	0	0	0	0	0	0	0	17	23	0.00	0.750										
44 Tyler Clippard, R ERA: 4.87	1.0	W	4	1	0	0	2	0	0	0	0	0	0	11	20	0.00	1.000										

Cleveland Indians @ Chicago White Sox
Guaranteed Rate Field, Chicago, IL
Sun Jul 30 2017, 1:11 PM - 4:06 PM CDT
Att: 28,152 - Partly Cloudy - 79 F


AB 34
R 1
H 8
RBI 1
BB 2
SO 11
LOB 16



Batter	1	2	3	4	5	6	7	8	9	AB	R	H	RBI	BB	SO	LOB	BOTTOM										
28 Leury García, S OBP: 0.343, SLG: 0.470										4	1	1	1	0	1	0											
20 Tyler Saladino, R OBP: 0.288, SLG: 0.267										3	0	0	0	0	1	0											
5 Yolmer Sánchez, S OBP: 0.314, SLG: 0.381										1	0	0	0	0	0	0											
79 José Abreu, R OBP: 0.350, SLG: 0.520										3	0	1	0	0	1	0											
39 Allen Hanson, S OBP: 0.286, SLG: 0.347										0	1	0	0	0	0	0											
24 Matt Davidson, R OBP: 0.278, SLG: 0.492										4	1	1	2	0	2	1											
10 Yoán Moncada, S OBP: 0.273, SLG: 0.278										4	1	1	2	0	2	1											
36 Kevan Smith, R OBP: 0.287, SLG: 0.333										2	0	0	0	1	1	0											
7 Tim Anderson, R OBP: 0.257, SLG: 0.352										3	0	0	0	0	1	2											
61 Willy García, R OBP: 0.314, SLG: 0.440										3	0	0	0	0	1	1											
41 Adam Engel, R OBP: 0.294, SLG: 0.336										3	0	0	0	0	1	0											
Inning Stats	R: 0 H: 0 E: 0 K: 3 S: 9	H: 0 LOB: 0 BB: 0 P: 15	R: 0 H: 0 E: 0 K: 1 S: 9	H: 0 LOB: 0 BB: 0 P: 14	R: 0 H: 0 E: 1 K: 0 S: 7	H: 0 LOB: 0 BB: 0 P: 11	R: 0 H: 0 E: 0 K: 1 S: 10	H: 0 LOB: 1 BB: 0 P: 16	R: 0 H: 0 E: 0 K: 3 S: 9	H: 0 LOB: 0 BB: 0 P: 14	R: 1 H: 1 E: 0 K: 2 S: 13	H: 1 LOB: 2 BB: 1 P: 18	R: 0 H: 1 E: 0 K: 0 S: 6	H: 1 LOB: 2 BB: 1 P: 11	R: 0 H: 0 E: 0 K: 0 S: 7	H: 0 LOB: 0 BB: 0 P: 12	R: 2 H: 2 E: 0 K: 0 S: 10	H: 2 LOB: 1 BB: 0 P: 13	1B: 1 2B: 1 3B: 0 HR: 2	SF: 0 SAC: 0 DP: 1 HBP: 1	WP: 0 PB: 0 SB: 0 CS: 0	PA: 31					
PITCHER	IP	WLS	BF	H	R	ER	SO	BB	IBB	HBP	BLK	WP	HR	S	P	ERA	WHIP										
43 Josh Tomlin, R ERA: 5.38	4.0		13	0	0	0	5	0	0	0	0	0	1	21	31	5.40	0.600										
Nick Goody, R ERA: 2.29	1.2		6	1	1	1	5	0	0	0	0	0	0	7	12	0.00	1.500										
61 Dan Otero, R ERA: 3.57	1.1	L	6	2	2	2	0	0	0	0	0	0	1	17	25	13.50	1.500										
27 Bryan Shaw, R ERA: 2.9	1.1	L	6	2	2	2	0	0	0	0	0	0	1	17	25	13.50	1.500										

Cleveland Indians @ Chicago White Sox
Guaranteed Rate Field, Chicago, IL
Sun Jul 30 2017, 1:11 PM - 4:06 PM CDT
Att: 28,152 - Partly Cloudy - 79 F

AB 29
R 3
H 4
RBI 3
BB 1
SO 10
LOB 4



Batter	1	2	3	4	5	6	7	8	9	AB	R	H	RBI	BB	SO	LOB	TOP			
11 Brett Gardner, L OBP: 0.352, SLG: 0.458										4	0	0	0	0	2	0	New York Yankees @ Cleveland Indians Progressive Field, Cleveland, OH Thu Aug 03 2017, 7:13 PM - 9:39 PM EDT Att: 28,124 - Overcast - 76 F			
77 Clint Frazier, R OBP: 0.292, SLG: 0.510										4	0	1	0	0	2	0				
18 Didi Gregorius, L OBP: 0.326, SLG: 0.497										4	0	0	0	0	0	1				
24 Gary Sánchez, R OBP: 0.345, SLG: 0.500										3	1	1	1	0	2	1				
22 Jacoby Ellsbury, L OBP: 0.328, SLG: 0.354										2	0	0	0	1	0	1				
12 Chase Headley, S OBP: 0.351, SLG: 0.390										3	0	0	0	0	2	1				
74 Ronald Torreyes, R OBP: 0.305, SLG: 0.374										3	0	1	0	0	0	1				
27 Austin Romine, R OBP: 0.293, SLG: 0.309										3	0	0	0	0	2	1				
39 Tyler Wade, L OBP: 0.212, SLG: 0.213										3	0	0	0	0	1	0				
Inning Stats	R: 0 K: 2 S: 9	H: 0 LOB: 0 BB: 0 P: 14	R: 0 K: 2 S: 10	H: 0 LOB: 1 BB: 1 P: 17	R: 0 K: 1 S: 7	H: 0 LOB: 0 BB: 0 P: 11	R: 0 K: 1 S: 9	H: 1 LOB: 1 BB: 0 P: 13	R: 0 K: 1 S: 8	H: 1 LOB: 0 BB: 0 P: 11	R: 1 K: 0 S: 6	H: 1 LOB: 0 BB: 0 P: 12	R: 0 K: 2 S: 7	H: 0 LOB: 0 BB: 0 P: 9	R: 0 K: 1 S: 7	H: 0 LOB: 0 BB: 0 P: 8	1B: 1 2B: 1 3B: 0 HR: 1	SF: 0 SAC: 0 DP: 1 HBP: 0	WP: 0 PB: 0 SB: 0 CS: 0	PA: 30
PITCHER 28 Corey Kluber, R ERA: 2.77	IP: 9.0 WLS: W BF: 30	H: 3 R: 1 ER: 1 SO: 11	BB: 1 IBB: 0 HBP: 0 BLK: 0	WP: 0 HR: 1 S: 72 P: 106	ERA: 1.00 WHIP: 0.444	PITCHER	IP: 9.0 WLS: W BF: 30	H: 3 R: 1 ER: 1 SO: 11	BB: 1 IBB: 0 HBP: 0 BLK: 0	WP: 0 HR: 1 S: 72 P: 106	ERA: 1.00 WHIP: 0.444	PITCHER	IP: 9.0 WLS: W BF: 30	H: 3 R: 1 ER: 1 SO: 11	BB: 1 IBB: 0 HBP: 0 BLK: 0	WP: 0 HR: 1 S: 72 P: 106	ERA: 1.00 WHIP: 0.444			

Batter	1	2	3	4	5	6	7	8	9	AB	R	H	RBI	BB	SO	LOB	BOTTOM			
Bradley Zimmer, L OBP: 0.339, SLG: 0.455										4	1	0	0	0	2	0	New York Yankees @ Cleveland Indians Progressive Field, Cleveland, OH Thu Aug 03 2017, 7:13 PM - 9:39 PM EDT Att: 28,124 - Overcast - 76 F			
12 Francisco Lindor, S OBP: 0.330, SLG: 0.475										4	1	1	1	0	1	1				
23 Michael Brantley, L OBP: 0.397, SLG: 0.436										3	1	0	0	1	0	1				
11 José Ramírez, S OBP: 0.376, SLG: 0.562										4	0	1	1	0	0	1				
10 Edwin Encarnación, R OBP: 0.397, SLG: 0.475										4	0	1	0	0	1	1				
41 Carlos Santana, S OBP: 0.349, SLG: 0.439										3	1	0	0	1	0	2				
Brandon Guyer, R OBP: 0.325, SLG: 0.350										3	1	1	0	1	0	0				
7 Yan Gomes, R OBP: 0.318, SLG: 0.362										3	0	1	2	0	1	2				
9 Erik González, R OBP: 0.272, SLG: 0.400										3	0	0	0	0	2	3				
Inning Stats	R: 2 K: 1 S: 14	H: 1 LOB: 1 BB: 0 P: 22	R: 0 K: 2 S: 7	H: 0 LOB: 0 BB: 0 P: 11	R: 0 K: 1 S: 10	H: 0 LOB: 1 BB: 1 P: 19	R: 0 K: 1 S: 13	H: 1 LOB: 1 BB: 1 P: 26	R: 0 K: 1 S: 5	H: 0 LOB: 0 BB: 0 P: 8	R: 2 K: 0 S: 5	H: 2 LOB: 1 BB: 1 P: 12	R: 1 K: 1 S: 10	H: 1 LOB: 0 BB: 0 P: 12	R: 0 K: 0 S: 7	H: 0 LOB: 0 BB: 0 P: 11	1B: 3 2B: 1 3B: 0 HR: 1	SF: 0 SAC: 0 DP: 0 HBP: 0	WP: 0 PB: 0 SB: 0 CS: 0	PA: 34
PITCHER 55 Sonny Gray, R ERA: 3.41 Chasen Shreve, L ERA: 2.83	IP: 6.0 WLS: L BF: 27	H: 4 R: 4 ER: 2 SO: 6	BB: 3 IBB: 0 HBP: 0 BLK: 0	WP: 0 HR: 0 S: 54 P: 98	ERA: 3.00 WHIP: 1.167	PITCHER	IP: 2.0 WLS: L BF: 7	H: 1 R: 1 ER: 1 SO: 1	BB: 0 IBB: 0 HBP: 0 BLK: 0	WP: 0 HR: 0 S: 17 P: 23	ERA: 4.50 WHIP: 0.500	PITCHER	IP: 2.0 WLS: L BF: 7	H: 1 R: 1 ER: 1 SO: 1	BB: 0 IBB: 0 HBP: 0 BLK: 0	WP: 0 HR: 0 S: 17 P: 23	ERA: 4.50 WHIP: 0.500			

Batter	1	2	3	4	5	6	7	8	9	AB	R	H	RBI	BB	SO	LOB	TOP										
11 Brett Gardner, L OBP: 0.352, SLG: 0.457	L7		G3				G4-3			5	0	2	1	0	0	0	New York Yankees @ Cleveland Indians Progressive Field, Cleveland, OH Fri Aug 04 2017, 7:11 PM - 10:08 PM EDT Att: 34,466 - Partly Cloudy - 76 F										
77 Clint Frazier, R OBP: 0.269, SLG: 0.485	K			P6	FC5-2		K		FC5-4	5	0	0	0	0	2	3											
99 Aaron Judge, R OBP: 0.426, SLG: 0.627	1B			1B						2	0	1	0	2	1	0											
24 Gary Sánchez, R OBP: 0.341, SLG: 0.493	P5			F9						4	0	0	0	0	2	5											
18 Didi Gregorius, L OBP: 0.328, SLG: 0.497		G6-3								4	0	2	0	0	1	0											
17 Matt Holliday, R OBP: 0.319, SLG: 0.430		G3		P3						4	0	0	0	0	1	3											
12 Chase Headley, S OBP: 0.319, SLG: 0.394		G4-3								4	0	2	0	0	1	0											
29 Todd Frazier, R OBP: 0.329, SLG: 0.418										4	1	2	1	0	1	2											
74 Ronald Torreyes, R OBP: 0.308, SLG: 0.376			G6-4-3							4	1	2	0	0	1	1											
Inning Stats	R: 0 E: 0 K: 1 S: 9	H: 1 LOB: 1 BB: 0 P: 16	R: 0 E: 0 K: 0 S: 6	H: 0 LOB: 0 BB: 0 P: 13	R: 0 E: 0 K: 0 S: 7	H: 1 LOB: 0 BB: 0 P: 11	R: 0 E: 0 K: 0 S: 8	H: 1 LOB: 2 BB: 1 P: 17	R: 1 E: 0 K: 2 S: 19	H: 3 LOB: 3 BB: 1 P: 31	R: 0 E: 0 K: 2 S: 9	H: 1 LOB: 1 BB: 0 P: 13	R: 0 E: 0 K: 3 S: 11	H: 0 LOB: 0 BB: 0 P: 13	R: 0 E: 0 K: 3 S: 11	H: 1 LOB: 1 BB: 0 P: 19	R: 1 E: 0 K: 0 S: 15	H: 3 LOB: 1 BB: 0 P: 19	1B: 9 2B: 1 3B: 0 HR: 1	SF: 0 SAC: 0 DP: 2 HBP: 0	WP: 0 PB: 0 SB: 0 CS: 0	PA: 38					
PITCHER	IP	WLS	BF	H	R	ER	SO	BB	IBB	HBP	BLK	WP	HR	S	P	ERA	WHIP										
47 Trevor Bauer, R ERA: 5.0	7.0	W	29	7	1	1	7	2	0	0	0	0	1	67	114	1.29	1.286										
36 Joe Smith, R ERA: 3.05	0.2		2	0	0	0	2	0	0	0	0	0	0	6	11	0.00	0.000										
49 Tyler Olson, L ERA:	0.1		2	1	0	0	1	0	0	0	0	0	0	5	8	0.00	3.000										
27 Bryan Shaw, R ERA: 3.53	1.0		5	3	1	1	0	0	0	0	0	0	0	15	19	9.00	3.000										

Batter	1	2	3	4	5	6	7	8	9	AB	R	H	RBI	BB	SO	LOB	BOTTOM										
12 Francisco Lindor, S OBP: 0.329, SLG: 0.472	L6									3	0	0	0	1	1	3	New York Yankees @ Cleveland Indians Progressive Field, Cleveland, OH Fri Aug 04 2017, 7:11 PM - 10:08 PM EDT Att: 34,466 - Partly Cloudy - 76 F										
Brandon Guyer, R OBP: 0.331, SLG: 0.350	L7									3	2	1	0	1	1	2											
23 Michael Brantley, L OBP: 0.339, SLG: 0.455	G5-6-3									4	2	2	1	0	0	2											
11 José Ramírez, S OBP: 0.375, SLG: 0.561										4	1	1	0	0	0	2											
9 Enk González, R OBP: 0.272, SLG: 0.400										0	0	0	0	0	0	0											
10 Edwin Encarnación, R OBP: 0.371, SLG: 0.476	K									3	0	1	2	0	1	0											
41 Carlos Santana, S OBP: 0.348, SLG: 0.436										3	1	0	0	1	2	1											
26 Austin Jackson, R OBP: 0.401, SLG: 0.496										4	1	1	1	0	3	1											
55 Roberto Pérez, R OBP: 0.272, SLG: 0.264										3	0	0	0	1	1	1											
39 Gio Urshela, R OBP: 0.288, SLG: 0.255										3	0	2	0	0	1	0											
Inning Stats	R: 0 E: 0 K: 0 S: 6	H: 0 LOB: 1 BB: 1 P: 11	R: 2 E: 0 K: 1 S: 14	H: 2 LOB: 2 BB: 2 P: 29	R: 2 E: 1 K: 1 S: 13	H: 2 LOB: 0 BB: 0 P: 18	R: 0 E: 0 K: 2 S: 7	H: 0 LOB: 0 BB: 0 P: 11	R: 2 E: 0 K: 0 S: 12	H: 1 LOB: 0 BB: 1 P: 22	R: 0 E: 0 K: 3 S: 11	H: 0 LOB: 0 BB: 0 P: 16	R: 0 E: 0 K: 2 S: 12	H: 1 LOB: 1 BB: 0 P: 17	R: 1 E: 0 K: 1 S: 10	H: 2 LOB: 1 BB: 0 P: 15	1B: 5 2B: 3 3B: 0 HR: 0	SF: 1 SAC: 0 DP: 1 HBP: 0	WP: 2 PB: 1 SB: 1 CS: 0	PA: 35							
PITCHER	IP	WLS	BF	H	R	ER	SO	BB	IBB	HBP	BLK	WP	HR	S	P	ERA	WHIP										
34 Jaime García, L ERA: 4.49	2.1	L	22	5	6	5	4	4	0	0	0	1	0	49	87	9.64	1.929										
57 Chad Green, R ERA: 1.74	8		1	0	0	5	0	0	0	0	0	1	0	26	37	0.00	0.429										
48 Tommy Kahnle, R ERA: 2.44	1.0		5	2	1	1	1	0	0	0	0	0	0	10	15	9.00	2.000										

Batter	1	2	3	4	5	6	7	8	9	AB	R	H	RBI	BB	SO	LOB	TOP					
11 Brett Gardner, L (1.10) OBP: 0.354, SLG: 0.454										5	1	1	0	0	0	1						
77 Clint Frazier, R (1.7) OBP: 0.274, SLG: 0.486										4	2	1	0	1	1	0						
18 Didi Gregorius, L (1.6) OBP: 0.333, SLG: 0.504										5	1	3	0	0	0	2						
99 Aaron Judge, R (1.9) OBP: 0.424, SLG: 0.627										4	2	1	3	1	3	2						
12 Chase Headley, S (1.3) OBP: 0.350, SLG: 0.399										4	0	1	1	0	1	0						
29 Todd Frazier, R (1.5) OBP: 0.329, SLG: 0.412										4	1	1	0	1	2	2						
22 Jacoby Ellsbury, L (1.8) OBP: 0.325, SLG: 0.359										4	1	2	3	0	0	0						
74 Ronald Torreyes, R (1.4) OBP: 0.306, SLG: 0.372										4	0	2	1	0	0	2						
27 Austin Romine, R (1.2) OBP: 0.283, SLG: 0.297										4	0	0	0	0	3	4						
Inning Stats	R: 0 E: 0 K: 1 S: 11	H: 0 LOB: 0 BB: 0 P: 17	R: 0 E: 0 K: 3 S: 9	H: 0 LOB: 0 BB: 0 P: 13	R: 0 E: 0 K: 0 S: 6	H: 0 LOB: 0 BB: 0 P: 9	R: 0 E: 0 K: 1 S: 9	H: 1 LOB: 1 BB: 0 P: 14	R: 0 E: 0 K: 1 S: 14	H: 2 LOB: 2 BB: 0 P: 20	R: 5 E: 0 K: 1 S: 20	H: 4 LOB: 1 BB: 2 P: 34	R: 3 E: 0 K: 1 S: 15	H: 2 LOB: 0 BB: 1 P: 24	R: 0 E: 0 K: 1 S: 10	H: 1 LOB: 1 BB: 0 P: 12	R: 0 E: 0 K: 1 S: 11	H: 2 LOB: 2 BB: 0 P: 14	1B: 9 2B: 1 3B: 1 HR: 1	SF: 1 SAC: 0 DP: 0 HBP: 0	WP: 0 PB: 0 CS: 0	PA: 42
PITCHER	IP WLS BF H R ER SO BB IBB HBP BLK WP HR S P ERA WHIP																					
59 Carlos Carrasco, R (1.1) ERA: 4.06	5.2 L 25 6 5 5 6 1 1 0 0 0 0 0 62 97 7.94 1.235																					
27 Bryan Shaw, R (6.1) ERA: 3.51	0.1 2 1 0 0 1 0 0 0 0 0 0 0 7 10 0.00 3.000																					
52 Mike Clevinger, R (7.1) ERA: 4.0	1.0 6 2 3 3 1 1 0 0 0 0 0 1 15 24 27.00 3.000																					
37 Cody Allen, R (8.1) ERA: 3.25	1.0 4 1 0 0 1 0 0 0 0 0 0 0 10 12 0.00 1.000																					
61 Dan Otero, R (9.1) ERA: 3.39	1.0 5 2 0 0 1 0 0 0 0 0 0 0 11 14 0.00 2.000																					
Batter	1	2	3	4	5	6	7	8	9	AB	R	H	RBI	BB	SO	LOB	BOTTOM					
22 Jason Kipnis, L (1.4) OBP: 0.288, SLG: 0.395										4	0	0	0	0	3	0						
12 Francisco Lindor, S (1.6) OBP: 0.331, SLG: 0.472										2	0	0	0	1	1	0						
39 Gio Urshela, R (8.6) OBP: 0.289, SLG: 0.235										1	0	0	0	0	0	0						
23 Michael Brantley, L (1.7) OBP: 0.359, SLG: 0.447										3	1	1	1	0	0	1						
Brandon Guyer, R (8.7) OBP: 0.317, SLG: 0.333										1	0	0	0	0	0	0						
11 José Ramírez, S (1.5) OBP: 0.369, SLG: 0.552										3	0	0	0	0	2	1						
10 Edwin Encarnación, R (1.10) OBP: 0.368, SLG: 0.470										3	0	1	0	0	1	1						
41 Carlos Santana, S (1.3) OBP: 0.345, SLG: 0.438										3	0	0	0	0	1	1						
Bradley Zimmer, L (1.8) OBP: 0.333, SLG: 0.447										3	0	0	0	0	1	0						
35 Abraham Almonte, S (1.9) OBP: 0.324, SLG: 0.397										3	0	0	0	0	1	0						
55 Roberto Pérez, R (1.2) OBP: 0.267, SLG: 0.258										3	0	0	0	0	0	0						
Inning Stats	R: 1 E: 0 K: 3 S: 14	H: 1 LOB: 0 BB: 0 P: 20	R: 0 E: 0 K: 2 S: 8	H: 0 LOB: 0 BB: 0 P: 9	R: 0 E: 0 K: 2 S: 9	H: 0 LOB: 0 BB: 0 P: 14	R: 0 E: 0 K: 0 S: 13	H: 0 LOB: 1 BB: 1 P: 22	R: 0 E: 0 K: 1 S: 7	H: 0 LOB: 0 BB: 0 P: 12	R: 0 E: 0 K: 0 S: 11	H: 0 LOB: 0 BB: 0 P: 18	R: 0 E: 0 K: 1 S: 10	H: 1 LOB: 0 BB: 0 P: 17	R: 0 E: 0 K: 0 S: 8	H: 0 LOB: 0 BB: 0 P: 14	R: 0 E: 0 K: 1 S: 9	H: 0 LOB: 0 BB: 0 P: 14	1B: 1 2B: 0 3B: 0 HR: 1	SF: 0 SAC: 0 DP: 0 HBP: 0	WP: 1 PB: 0 CS: 0	PA: 30
PITCHER	IP WLS BF H R ER SO BB IBB HBP BLK WP HR S P ERA WHIP																					
40 Luis Severino, R (1.1) ERA: 2.91	6.2 W 23 2 1 1 9 1 0 0 0 0 0 0 69 107 1.35 0.450																					
48 Tommy Kahnle, R (7.1) ERA: 2.42	0.1 1 0 0 0 0 0 0 0 0 0 0 0 3 5 0.00 0.000																					
43 Adam Warren, R (8.1) ERA: 1.93	1.0 3 0 0 0 0 0 0 0 0 0 0 0 8 14 0.00 0.000																					
Chasen Shreve, L (9.1) ERA: 2.73	1.0 3 0 0 0 1 0 0 0 0 0 0 0 9 14 0.00 0.000																					

New York Yankees @ Cleveland Indians
 Progressive Field, Cleveland, OH
 Sun Aug 06 2017, 1:14 PM - 4:07 PM EDT
 Att: 33,044 - Cloudy - 76 F

AB	38
R	8
H	12
RBI	8
BB	3
SO	10
LOB	13



New York Yankees @ Cleveland Indians
 Progressive Field, Cleveland, OH
 Sun Aug 06 2017, 1:14 PM - 4:07 PM EDT
 Att: 33,044 - Cloudy - 76 F

AB	29
R	1
H	2
RBI	1
BB	1
SO	10
LOB	4



Batter	1	2	3	4	5	6	7	8	9	AB	R	H	RBI	BB	SO	LOB	TOP									
19 Charlie Blackmon, L OBP: 0.387, SLG: 0.611										4	1	1	1	0	2	1	Colorado Rockies @ Cleveland Indians Progressive Field, Cleveland, OH Tue Aug 08 2017, 7:12 PM - 10:00 PM EDT Att: 26,088 - Clear - 75 F									
9 DJ LeMahieu, R OBP: 0.381, SLG: 0.405										4	0	1	0	0	1	1										
28 Nolan Arenado, R OBP: 0.363, SLG: 0.591										3	0	0	0	0	2	1										
8 Gerardo Parra, L OBP: 0.375, SLG: 0.526										3	0	0	0	0	1	1										
12 Mark Reynolds, R OBP: 0.366, SLG: 0.509										3	0	0	0	0	2	0										
5 Carlos González, L OBP: 0.298, SLG: 0.346										3	0	0	0	0	1	0										
21 Jonathan Lucroy, R OBP: 0.301, SLG: 0.338										3	0	0	0	0	1	0										
7 Raimel Tapia, L OBP: 0.354, SLG: 0.453										3	0	1	0	0	0	0										
27 Trevor Story, R OBP: 0.299, SLG: 0.410										3	0	0	0	0	1	1										
Inning Stats	R: 1 E: 0 K: 2 S: 14	H: 2 LOB: 0 BB: 0 P: 21	R: 0 E: 0 K: 1 S: 7	H: 0 LOB: 0 BB: 0 P: 9	R: 0 E: 0 K: 0 S: 8	H: 0 LOB: 0 BB: 0 P: 12	R: 0 E: 0 K: 0 S: 7	H: 0 LOB: 0 BB: 0 P: 12	R: 0 E: 0 K: 2 S: 8	H: 1 LOB: 1 BB: 0 P: 15	R: 0 E: 0 K: 2 S: 8	H: 0 LOB: 0 BB: 0 P: 13	R: 0 E: 0 K: 0 S: 6	H: 0 LOB: 0 BB: 0 P: 8	R: 0 E: 0 K: 3 S: 10	H: 0 LOB: 0 BB: 0 P: 13		1B: 2 2B: 0 3B: 0 HR: 1	SF: 0 SAC: 0 DP: 0 HBP: 0	WP: 0 PB: 0 SB: 1 CS: 1	PA: 30					
PITCHER 28 Corey Kluber, R ERA: 2.65	IP: 9.0 WLS: W BF: 29	H: 3 R: 1 ER: 1 SO: 11	BB: 0 IBB: 0 HBP: 0 BLK: 0	WP: 0 HR: 1 S: 78 P: 116	ERA: 1.00 WHIP: 0.333											ERA: 1.00 WHIP: 0.333										

Batter	1	2	3	4	5	6	7	8	9	AB	R	H	RBI	BB	SO	LOB	BOTTOM									
22 Jason Kipnis, L OBP: 0.291, SLG: 0.395										3	0	1	0	1	0	0	Colorado Rockies @ Cleveland Indians Progressive Field, Cleveland, OH Tue Aug 08 2017, 7:12 PM - 10:00 PM EDT Att: 26,088 - Clear - 75 F									
12 Francisco Lindor, S OBP: 0.332, SLG: 0.474										3	0	1	0	1	0	2										
23 Michael Brantley, L OBP: 0.358, SLG: 0.445										2	0	0	0	0	0	1										
35 Abraham Almonte, S OBP: 0.319, SLG: 0.391										2	0	0	0	0	0	4										
11 José Ramírez, S OBP: 0.366, SLG: 0.546										4	0	0	0	0	0	3										
10 Edwin Encarnación, R OBP: 0.369, SLG: 0.468										2	0	0	0	2	1	0										
Brandon Guyer, R OBP: 0.317, SLG: 0.333										0	1	0	0	0	0	0										
41 Carlos Santana, S OBP: 0.344, SLG: 0.436										4	0	1	0	0	1	2										
Bradley Zimmer, L OBP: 0.332, SLG: 0.441										3	1	0	0	1	1	2										
26 Austin Jackson, R OBP: 0.393, SLG: 0.482										4	1	1	1	0	1	1										
7 Yan Gomes, R OBP: 0.318, SLG: 0.372										4	1	2	3	0	0	0										
Inning Stats	R: 0 E: 0 K: 0 S: 7	H: 0 LOB: 0 BB: 0 P: 8	R: 0 E: 0 K: 1 S: 7	H: 0 LOB: 0 BB: 0 P: 12	R: 0 E: 0 K: 2 S: 14	H: 0 LOB: 0 BB: 0 P: 18	R: 0 E: 0 K: 0 S: 16	H: 1 LOB: 1 BB: 0 P: 23	R: 0 E: 0 K: 0 S: 9	H: 1 LOB: 1 BB: 0 P: 14	R: 0 E: 0 K: 0 S: 9	H: 0 LOB: 2 BB: 2 P: 20	R: 0 E: 0 K: 0 S: 7	H: 0 LOB: 0 BB: 1 P: 12	R: 0 E: 0 K: 0 S: 12	H: 2 LOB: 2 BB: 0 P: 17	R: 4 E: 0 K: 1 S: 19	H: 2 LOB: 1 BB: 2 P: 31	1B: 4 2B: 1 3B: 0 HR: 1	SF: 0 SAC: 0 DP: 1 HBP: 0	WP: 0 PB: 0 SB: 0 CS: 0	PA: 36				
PITCHER 48 Germán Márquez, R ERA: 3.88	IP: 6.0 WLS: H BF: 23	H: 2 R: 0 ER: 0 SO: 3	BB: 3 IBB: 0 HBP: 0 BLK: 0	WP: 0 HR: 0 S: 66 P: 103	ERA: 0.00 WHIP: 0.833											ERA: 0.00 WHIP: 0.833										
52 Chris Rusin, L ERA: 2.73	IP: 1.0 WLS: H BF: 2	H: 0 R: 0 ER: 0 SO: 0	BB: 0 IBB: 0 HBP: 0 BLK: 0	WP: 0 HR: 0 S: 3 P: 4	ERA: 0.00 WHIP: 0.000											ERA: 0.00 WHIP: 0.000										
37 Pat Neshek, R ERA: 1.58	IP: 0.1 WLS: H BF: 2	H: 1 R: 0 ER: 0 SO: 0	BB: 0 IBB: 0 HBP: 0 BLK: 0	WP: 0 HR: 0 S: 7 P: 9	ERA: 0.00 WHIP: 3.000											ERA: 0.00 WHIP: 3.000										
38 Mike Dunn, L ERA: 4.15	IP: 0.2 WLS: H BF: 3	H: 1 R: 0 ER: 0 SO: 0	BB: 0 IBB: 0 HBP: 0 BLK: 0	WP: 0 HR: 0 S: 5 P: 8	ERA: 0.00 WHIP: 1.500											ERA: 0.00 WHIP: 1.500										
50 Greg Holland, R ERA: 2.79	IP: 0.2 WLS: L BF: 6	H: 2 R: 4 ER: 4 SO: 1	BB: 2 IBB: 0 HBP: 0 BLK: 0	WP: 0 HR: 1 S: 19 P: 31	ERA: 54.00 WHIP: 6.000											ERA: 54.00 WHIP: 6.000										

Batter	1	2	3	4	5	6	7	8	9	10	11	12	AB	R	H	RBI	BB	SO	LOB	TOP
19 Charlie Blackmon, L OBP: 0.388, SLG: 0.516	G1-3		G4-3		G4-3			P4-1		G4-6-3		HR	6	1	3	1	0	0	0	
9 DJ LeMahieu, R OBP: 0.379, SLG: 0.401	K		K			G6-3		P4-1		G4-6-3		1B	6	0	1	0	0	2	2	
28 Nolan Arenado, R OBP: 0.363, SLG: 0.588	1B		K					G6-3		K		P3	6	0	2	0	0	2	1	
8 Gerardo Parra, L OBP: 0.376, SLG: 0.523	K										G4-3		5	0	2	0	0	2	1	
5 Carlos González, L OBP: 0.300, SLG: 0.347	1B	P5									K		5	1	2	0	0	2	3	
21 Jonathan Lucroy, R OBP: 0.363, SLG: 0.340	FC7-4	F8									K		4	0	1	1	1	1	4	
7 Raimel Tapia, L OBP: 0.341, SLG: 0.434	FC6-4	G3									K		5	0	0	0	0	3	4	
27 Trevor Story, R OBP: 0.288, SLG: 0.405	K	F9										G5-3	4	0	0	0	1	2	1	
2 Alexi Amarista, L OBP: 0.275, SLG: 0.380	HR											F9	3	1	1	1	0	0	0	
12 Mark Reynolds, R OBP: 0.364, SLG: 0.506			G4-3					L3			F7		2	0	0	0	0	0	2	
Inning Stats	R: 0 E: 0 K: 12 S: 12	H: 1 LOB: 1 BB: 0 P: 20	R: 0 E: 0 K: 10 S: 10	H: 1 LOB: 1 BB: 0 P: 12	R: 1 E: 0 K: 2 S: 11	H: 1 LOB: 0 BB: 0 P: 14	R: 0 E: 0 K: 0 S: 7	H: 1 LOB: 0 BB: 0 P: 12	R: 0 E: 0 K: 2 S: 9	H: 0 LOB: 0 BB: 0 P: 12	R: 0 E: 0 K: 0 S: 11	H: 1 LOB: 0 BB: 0 P: 14	R: 0 E: 0 K: 2 S: 16	H: 0 LOB: 1 BB: 1 P: 26	R: 1 E: 0 K: 10 S: 10	H: 2 LOB: 1 BB: 0 P: 17	1B: 9 2B: 2 3B: 0 HR: 2	SF: 0 SAC: 0 DP: 2 HBP: 0	WP: 0 PB: 0 SB: 1 CS: 0	PA: 48
PITCHER	IP WLS BF H R ER SO BB IBB HBP BLK WP HR S P 105 ERA WHIP	47 Trevor Bauer, R ERA: 4.79	38 Joe Smith, R ERA: 2.97	37 Cody Allen, R ERA: 3.38	27 Bryan Shaw, R ERA: 3.44	49 Tyler Olson, L ERA:	PITCHER	IP WLS BF H R ER SO BB IBB HBP BLK WP HR S P 129 ERA WHIP	34 Zach McAllister, R ERA: 2.4											

Colorado Rockies @ Cleveland Indians
 Progressive Field, Cleveland, OH
 Wed Aug 09 2017, 12:11 PM - 4:09 PM EDT
 Att. 25,539 - Sunny - 78 F

livebaseballscorecards.com

AB 46
 R 3
 H 12
 RBI 3
 BB 2
 SO 14
 LOB 18




Batter	1	2	3	4	5	6	7	8	9	10	11	12	AB	R	H	RBI	BB	SO	LOB	BOTTOM				
22 Jason Kipnis, L OBP: 0.285, SLG: 0.386	L4		P4		K			G3		K		K	6	0	0	0	0	3	3					
12 Francisco Lindor, S OBP: 0.330, SLG: 0.476	K		L9		L9			G6-3		F7		G4-3	6	1	1	2	0	1	2					
11 José Ramírez, S OBP: 0.366, SLG: 0.542	1B		HR		G3			G4-3		G3-1		G6-3	5	0	1	0	1	0	0					
10 Edwin Encarnación, R OBP: 0.369, SLG: 0.464	G6-3				L5			HBP		G6-3			3	0	0	0	2	0	3					
41 Carlos Santana, S OBP: 0.345, SLG: 0.434	BB				K			P5		P2			4	0	1	0	1	1	1					
26 Austin Jackson, R OBP: 0.387, SLG: 0.473	G6-4-3		K		K			G5-3		HBP		G6-3	5	0	1	0	0	1	3					
Bradley Zimmer, L OBP: 0.329, SLG: 0.433	K		P5		G3			G3		FC6-4		K	4	0	0	0	0	2	2					
35 Abraham Almonte, S OBP: 0.327, SLG: 0.405	SH1-4				K			G6-4		HBP			3	1	2	0	0	1	2					
Brandon Guyer, R OBP: 0.320, SLG: 0.330	SH1-4				K			FC6-4					1	0	0	0	1	0	3					
55 Roberto Pérez, R OBP: 0.270, SLG: 0.261	2B											BB	2	0	1	0	0	1	0					
7 Yan Gomes, R OBP: 0.316, SLG: 0.371	SH1-4							SH1-4		K		L5	1	0	0	0	0	0	1					
Inning Stats	R: 0 E: 0 K: 1 S: 8	H: 1 LOB: 1 BB: 0 P: 11	R: 0 E: 0 K: 13 S: 13	H: 0 LOB: 0 BB: 1 P: 21	R: 2 E: 0 K: 0 S: 7	H: 2 LOB: 0 BB: 0 P: 11	R: 0 E: 0 K: 2 S: 10	H: 1 LOB: 2 BB: 1 P: 20	R: 0 E: 0 K: 1 S: 14	H: 1 LOB: 0 BB: 0 P: 10	R: 0 E: 0 K: 0 S: 9	H: 1 LOB: 1 BB: 1 P: 10	R: 0 E: 0 K: 2 S: 9	H: 0 LOB: 0 BB: 0 P: 10	R: 0 E: 0 K: 0 S: 4	H: 0 LOB: 0 BB: 0 P: 8	R: 0 E: 0 K: 1 S: 11	H: 0 LOB: 1 BB: 1 P: 18	R: 0 E: 0 K: 9 S: 9	H: 0 LOB: 0 BB: 0 P: 11	1B: 5 2B: 1 3B: 0 HR: 1	SF: 0 SAC: 2 DP: 1 HBP: 1	WP: 0 PB: 0 SB: 1 CS: 0	PA: 48
PITCHER	IP WLS BF H R ER SO BB IBB HBP BLK WP HR S P 23 ERA WHIP	49 Antonio Senzateña, R ERA: 4.73	52 Chris Rusin, L ERA: 2.63	0 Adam Ottavino, R ERA: 5.12	51 Jake McGee, L ERA: 3.16	54 Carlos Estévez, R ERA: 7.23	PITCHER	IP WLS BF H R ER SO BB IBB HBP BLK WP HR S P 11 ERA WHIP	32 Tyler Chatwood, R ERA: 5.15															

Colorado Rockies @ Cleveland Indians
 Progressive Field, Cleveland, OH
 Wed Aug 09 2017, 12:11 PM - 4:09 PM EDT
 Att. 25,539 - Sunny - 78 F

livebaseballscorecards.com

AB 40
 R 2
 H 7
 RBI 2
 BB 5
 SO 10
 LOB 20



Batter	1	2	3	4	5	6	7	8	9	AB	R	H	RBI	BB	SO	LOB	TOP					
12 Francisco Lindor, S OBP: 0.329, SLG: 0.475	F7		G3 10 WP 2B		G4-6-3		L9			4	1	1	0	0	0	1	Cleveland Indians @ Tampa Bay Rays Tropicana Field, St. Petersburg, FL Sat Aug 12 2017, 6:11 PM - 9:07 PM EDT Att: 22,024 - Dome - 72 F					
Bradley Zimmer, L OBP: 0.323, SLG: 0.422	K		G3		K		K			4	0	0	0	0	3	1						
11 José Ramírez, S OBP: 0.364, SLG: 0.539	10 BB 32 2B		K				F8 10 F8 32 1B 2B		F8	3	2	1	0	1	1	1						
10 Edwin Encarnación, R OBP: 0.368, SLG: 0.466	32 2B 1B				F8		F8		K	4	0	2	0	0	1	1						
32 Jay Bruce, L OBP: 0.324, SLG: 0.520	1B 2B						41 BB 1B		K	4	0	2	2	0	2	1						
41 Carlos Santana, S OBP: 0.342, SLG: 0.425	K				F8				P6	3	0	0	0	1	1	2						
35 Abraham Almonte, S (1, 7)			K		G1-3		L9		K	4	0	0	0	0	2	2						
55 Roberto Pérez, R (1, 2)			K		K		K		39 WP BB	3	0	0	0	1	3	2						
39 Gio Urshela, R (1, 5)			L9						G6-3	4	0	1	0	0	1	1						
					12 G4-6-3 1B		K															
Inning Stats	R: 1 H: 2 E: 0 K: 2 S: 13	H: 2 LOB: 2 BB: 1 P: 24	R: 0 H: 0 E: 0 K: 2 S: 12	H: 0 LOB: 0 BB: 0 P: 14	R: 1 H: 2 E: 0 K: 2 S: 16	H: 2 LOB: 1 BB: 0 P: 24	R: 0 H: 0 E: 0 K: 1 S: 8	H: 0 LOB: 0 BB: 0 P: 13	R: 0 H: 1 E: 0 K: 1 S: 7	H: 2 LOB: 2 BB: 1 P: 29	R: 0 H: 0 E: 0 K: 2 S: 11	H: 0 LOB: 0 BB: 0 P: 20	R: 0 H: 0 E: 0 K: 1 S: 13	H: 0 LOB: 1 BB: 1 P: 22	1B: 4 2B: 3 3B: 0 HR: 0	SF: 0 SAC: 0 DP: 1 HBP: 0	WP: 2 PB: 0 SB: 0 CS: 0	PA: 36				
PITCHER	IP WLS BF H R ER SO BB IBB HBP BLK WP HR S P ERA WHIP	IP WLS BF H R ER SO BB IBB HBP BLK WP HR S P ERA WHIP	IP WLS BF H R ER SO BB IBB HBP BLK WP HR S P ERA WHIP	IP WLS BF H R ER SO BB IBB HBP BLK WP HR S P ERA WHIP	IP WLS BF H R ER SO BB IBB HBP BLK WP HR S P ERA WHIP	IP WLS BF H R ER SO BB IBB HBP BLK WP HR S P ERA WHIP	IP WLS BF H R ER SO BB IBB HBP BLK WP HR S P ERA WHIP	IP WLS BF H R ER SO BB IBB HBP BLK WP HR S P ERA WHIP	IP WLS BF H R ER SO BB IBB HBP BLK WP HR S P ERA WHIP	IP WLS BF H R ER SO BB IBB HBP BLK WP HR S P ERA WHIP	IP WLS BF H R ER SO BB IBB HBP BLK WP HR S P ERA WHIP	IP WLS BF H R ER SO BB IBB HBP BLK WP HR S P ERA WHIP	IP WLS BF H R ER SO BB IBB HBP BLK WP HR S P ERA WHIP	IP WLS BF H R ER SO BB IBB HBP BLK WP HR S P ERA WHIP	IP WLS BF H R ER SO BB IBB HBP BLK WP HR S P ERA WHIP	IP WLS BF H R ER SO BB IBB HBP BLK WP HR S P ERA WHIP	IP WLS BF H R ER SO BB IBB HBP BLK WP HR S P ERA WHIP					
22 Chris Archer, R ERA: 3.84	5.1	L	24	7	3	3	8	2	0	0	0	0	0	0	0	0	1	0	69	111	5.06	1.688
54 Sergio Romo, R ERA: 5.2	1.2		5	0	0	0	3	0	0	0	0	0	0	0	0	0	0	0	13	17	0.00	0.000
46 José Alvarado, L ERA: 4.76	1.0		3	0	0	0	2	0	0	0	0	0	0	0	0	0	0	0	11	20	0.00	0.000
33 Steve Cishek, R ERA: 2.28	1.0		4	0	0	0	1	1	0	0	0	0	0	0	0	0	1	0	13	22	0.00	1.000
Batter	1	2	3	4	5	6	7	8	9	AB	R	H	RBI	BB	SO	LOB	BOTTOM					
10 Corey Dickerson, L OBP: 0.333, SLG: 0.509	G3-6 21 1B		K			L5			K	4	0	1	0	0	2	0	Cleveland Indians @ Tampa Bay Rays Tropicana Field, St. Petersburg, FL Sat Aug 12 2017, 6:11 PM - 9:07 PM EDT Att: 22,024 - Dome - 72 F					
21 Lucas Duda, L OBP: 0.353, SLG: 0.525	G3-6				G1-3		K		K2-3	4	0	0	0	0	2	1						
20 Steven Souza Jr., R OBP: 0.362, SLG: 0.497	K				K		L7		F9	4	0	0	0	0	2	0						
7 Logan Morrison, L OBP: 0.360, SLG: 0.522							P5			3	0	1	0	0	1	0						
13 Brad Miller, L OBP: 0.343, SLG: 0.333							K		K	3	0	1	0	0	2	1						
40 Wilson Ramos, R OBP: 0.200, SLG: 0.290							G6-3			3	0	0	0	0	1	2						
14 Trevor Plouffe, R OBP: 0.275, SLG: 0.331									K	2	0	0	0	1	2	1						
0 Mallex Smith, L OBP: 0.345, SLG: 0.369									K	3	0	1	0	0	1	0						
11 Adeiny Hechavarria, R OBP: 0.254, SLG: 0.307									K	3	0	1	0	0	1	0						
									G6-3	3	0	0	0	0	0	2						
Inning Stats	R: 0 H: 1 E: 0 K: 1 S: 8	H: 1 LOB: 0 BB: 0 P: 11	R: 0 H: 1 E: 0 K: 3 S: 10	H: 1 LOB: 1 BB: 0 P: 17	R: 0 H: 0 E: 0 K: 1 S: 7	H: 0 LOB: 0 BB: 0 P: 9	R: 0 H: 0 E: 0 K: 2 S: 9	H: 0 LOB: 0 BB: 0 P: 12	R: 0 H: 2 E: 0 K: 0 S: 13	H: 2 LOB: 2 BB: 1 P: 23	R: 0 H: 0 E: 0 K: 1 S: 10	H: 0 LOB: 0 BB: 0 P: 15	R: 0 H: 0 E: 0 K: 1 S: 7	H: 0 LOB: 0 BB: 0 P: 11	R: 0 H: 0 E: 0 K: 2 S: 10	H: 0 LOB: 0 BB: 0 P: 13	R: 0 H: 0 E: 0 K: 2 S: 11	H: 0 LOB: 0 BB: 0 P: 16	1B: 3 2B: 1 3B: 0 HR: 0	SF: 0 SAC: 0 DP: 1 HBP: 0	WP: 0 PB: 0 SB: 0 CS: 1	PA: 30
PITCHER	IP WLS BF H R ER SO BB IBB HBP BLK WP HR S P ERA WHIP	IP WLS BF H R ER SO BB IBB HBP BLK WP HR S P ERA WHIP	IP WLS BF H R ER SO BB IBB HBP BLK WP HR S P ERA WHIP	IP WLS BF H R ER SO BB IBB HBP BLK WP HR S P ERA WHIP	IP WLS BF H R ER SO BB IBB HBP BLK WP HR S P ERA WHIP	IP WLS BF H R ER SO BB IBB HBP BLK WP HR S P ERA WHIP	IP WLS BF H R ER SO BB IBB HBP BLK WP HR S P ERA WHIP	IP WLS BF H R ER SO BB IBB HBP BLK WP HR S P ERA WHIP	IP WLS BF H R ER SO BB IBB HBP BLK WP HR S P ERA WHIP	IP WLS BF H R ER SO BB IBB HBP BLK WP HR S P ERA WHIP	IP WLS BF H R ER SO BB IBB HBP BLK WP HR S P ERA WHIP	IP WLS BF H R ER SO BB IBB HBP BLK WP HR S P ERA WHIP	IP WLS BF H R ER SO BB IBB HBP BLK WP HR S P ERA WHIP	IP WLS BF H R ER SO BB IBB HBP BLK WP HR S P ERA WHIP	IP WLS BF H R ER SO BB IBB HBP BLK WP HR S P ERA WHIP	IP WLS BF H R ER SO BB IBB HBP BLK WP HR S P ERA WHIP	IP WLS BF H R ER SO BB IBB HBP BLK WP HR S P ERA WHIP					
52 Mike Clevinger, R ERA: 3.65	7.0	W	24	4	0	0	9	1	0	0	0	0	0	0	0	0	0	0	64	98	0.00	0.714
36 Joe Smith, R ERA: 2.9	1.0	H	3	0	0	0	2	0	0	0	0	0	0	0	0	0	0	0	10	13	0.00	0.000
37 Cody Allen, R ERA: 3.3	1.0	S	3	0	0	0	2	0	0	0	0	0	0	0	0	0	0	0	11	16	0.00	0.000

Batter	1	2	3	4	5	6	7	8	9	AB	R	H	RBI	BB	SO	LOB	TOP										
12 Francisco Lindor, S OBP: 0.328, SLG: 0.472	P5		G4-3		G3		1-2 2-H 1B		K	5	0	1	0	0	1	0											
26 Austin Jackson, R OBP: 0.383, SLG: 0.490	F7					P6		HR		4	2	2	1	0	0	0											
11 José Ramírez, S OBP: 0.363, SLG: 0.538	K				G3					4	0	1	0	0	2	1											
10 Edwin Encarnación, R OBP: 0.367, SLG: 0.471		G6-3			F8					4	1	1	1	0	1	2											
32 Jay Bruce, L OBP: 0.325, SLG: 0.522						G4-3				3	1	1	1	1	1	1											
41 Carlos Santana, S OBP: 0.346, SLG: 0.429	F7									3	0	2	1	1	0	1											
7 Yan Gomes, R OBP: 0.311, SLG: 0.360	K									4	0	0	0	0	2	5											
Bradley Zimmer, L OBP: 0.322, SLG: 0.416			F8		G4-3					3	0	0	0	1	1	0											
39 Gio Urshela, R OBP: 0.265, SLG: 0.238			G6-3		F9					2	0	0	0	0	0	0											
22 Jason Kipnis, L OBP: 0.284, SLG: 0.387						F4				2	0	0	0	0	1	2											
Inning Stats	R: 0 E: 0 K: 1 S: 6	H: 0 LOB: 0 BB: 0 P: 7	R: 0 E: 0 K: 1 S: 7	H: 0 LOB: 1 BB: 1 P: 14	R: 0 E: 0 K: 0 S: 8	H: 0 LOB: 0 BB: 0 P: 12	R: 2 E: 0 K: 1 S: 19	H: 3 LOB: 1 BB: 0 P: 24	R: 0 E: 0 K: 0 S: 9	H: 0 LOB: 0 BB: 0 P: 11	R: 1 E: 0 K: 0 S: 11	H: 1 LOB: 0 BB: 0 P: 20	R: 0 E: 0 K: 0 S: 13	H: 2 LOB: 2 BB: 1 P: 21	R: 1 E: 0 K: 3 S: 18	H: 2 LOB: 2 BB: 1 P: 24	R: 0 E: 0 K: 3 S: 10	H: 0 LOB: 0 BB: 0 P: 13	1B: 3 2B: 3 HR: 2	SF: 0 SAC: 0 DP: 0 HBP: 0	WP: 0 PB: 0 SB: 0 CS: 0	PA: 37					
PITCHER	IP	WLS	BF	H	R	ER	SO	BB	IBB	HBP	BLK	WP	HR	S	P	ERA	WHIP										
50 Austin Pruitt, R ERA: 5.07	6.0		23	4	3	3	3	1	0	0	0	0	1	60	88	4.50	0.833										
33 Steve Cishek, R ERA: 2.25	0.1		3	1	0	0	0	1	0	0	0	0	0	7	11	0.00	6.000										
49 Tommy Hunter, R ERA: 1.76	1.0	L	5	3	1	1	1	0	0	0	0	0	1	17	26	9.00	3.000										
43 Dan Jennings, L ERA: 4.1	0.1		2	0	0	0	1	0	1	0	0	0	0	4	5	0.00	0.000										
26 Brad Boxberger, R ERA: 2.87	1.1		4	0	0	0	4	0	0	0	0	0	0	13	16	0.00	0.000										

Cleveland Indians @ Tampa Bay Rays
Tropicana Field, St. Petersburg, FL
Sun Aug 13 2017, 1:10 PM - 4:16 PM EDT
Att: 17,775 - Dome - 72 F

AB 34
R 4
H 8
RBI 4
BB 3
SO 9
LOB 12



Batter	1	2	3	4	5	6	7	8	9	AB	R	H	RBI	BB	SO	LOB	BOTTOM										
10 Corey Dickerson, L OBP: 0.333, SLG: 0.507	L7				K					4	0	1	0	0	1	0											
21 Lucas Duda, L OBP: 0.311, SLG: 0.520						G4-3				3	0	0	0	0	2	2											
3 Evan Longoria, R OBP: 0.323, SLG: 0.450	L3									3	1	1	1	1	0	1											
7 Logan Morrison, L OBP: 0.357, SLG: 0.517		F8			F9					4	0	0	0	0	1	3											
20 Steven Souza Jr., R OBP: 0.366, SLG: 0.505										2	1	1	2	2	1	0											
13 Brad Miller, L OBP: 0.338, SLG: 0.328		FC4-6								4	0	0	0	0	3	2											
11 Adeiny Hechavarría, R OBP: 0.249, SLG: 0.301					F8					4	0	0	0	0	2	2											
0 Mallex Smith, L OBP: 0.341, SLG: 0.364					B2-3					3	0	0	0	0	1	0											
45 Jesús Sucre, R OBP: 0.277, SLG: 0.384										3	1	1	0	0	1	0											
Inning Stats	R: 0 E: 0 K: 0 S: 7	H: 0 LOB: 0 BB: 0 P: 10	R: 0 E: 0 K: 1 S: 12	H: 0 LOB: 1 BB: 1 P: 18	R: 1 E: 0 K: 1 S: 9	H: 3 LOB: 0 BB: 0 P: 15	R: 0 E: 0 K: 2 S: 7	H: 0 LOB: 0 BB: 0 P: 9	R: 0 E: 0 K: 3 S: 10	H: 0 LOB: 0 BB: 0 P: 12	R: 2 E: 0 K: 2 S: 15	H: 1 LOB: 0 BB: 1 P: 27	R: 0 E: 0 K: 0 S: 6	H: 0 LOB: 0 BB: 0 P: 9	R: 0 E: 0 K: 1 S: 6	H: 0 LOB: 0 BB: 0 P: 9	R: 0 E: 0 K: 2 S: 14	H: 0 LOB: 1 BB: 1 P: 22	1B: 3 2B: 1 HR: 1	SF: 0 SAC: 0 DP: 1 HBP: 1	WP: 0 PB: 0 SB: 1 CS: 0	PA: 34					
PITCHER	IP	WLS	BF	H	R	ER	SO	BB	IBB	HBP	BLK	WP	HR	S	P	ERA	WHIP										
28 Corey Kluber, R ERA: 2.71	7.0		27	4	3	3	9	2	0	1	0	0	1	66	100	3.86	0.857										
27 Bryan Shaw, R ERA: 3.27	1.0	H	3	0	0	0	1	0	0	0	0	0	0	6	9	0.00	0.000										
37 Cody Allen, R ERA: 3.23	1.0	S	4	0	0	0	2	1	0	0	0	0	0	14	22	0.00	1.000										

Cleveland Indians @ Tampa Bay Rays
Tropicana Field, St. Petersburg, FL
Sun Aug 13 2017, 1:10 PM - 4:16 PM EDT
Att: 17,775 - Dome - 72 F

AB 30
R 3
H 4
RBI 3
BB 3
SO 12
LOB 10



Batter	1	2	3	4	5	6	7	8	9	AB	R	H	RBI	BB	SO	LOB	TOP										
12 Francisco Lindor, S OBP: 0.327, SLG: 0.469				L4		P3				5	0	1	2	0	2	0	Cleveland Indians @ Boston Red Sox Fenway Park, Boston, MA Mon Aug 14 2017, 6:12 PM - 9:25 PM EDT Att: 37,430 - Cloudy - 72 F										
22 Jason Kipnis, L OBP: 0.283, SLG: 0.388				F8		G5-3				5	0	1	0	0	1	2											
39 Gio Urshela, R OBP: 0.265, SLG: 0.238				F8		G5-3				0	0	0	0	0	0	0											
11 José Ramírez, S OBP: 0.366, SLG: 0.540				F8		G5-3				4	2	2	0	1	0	1											
10 Edwin Encarnación, R OBP: 0.370, SLG: 0.486				F8		G5-3				4	2	2	4	1	0	4											
32 Jay Bruce, L OBP: 0.328, SLG: 0.520				L4		P3				3	1	1	0	2	0	1											
41 Carlos Santana, S OBP: 0.346, SLG: 0.429				L4		P3				5	1	2	0	0	2	2											
Bradley Zimmer, L OBP: 0.320, SLG: 0.409				L4		P3				4	0	0	0	1	1	4											
35 Abraham Almonte, S OBP: 0.310, SLG: 0.376				L4		P3				3	1	0	0	1	0	3											
55 Roberto Pérez, R OBP: 0.269, SLG: 0.255				L4		P3				4	0	1	1	0	2	2											
Inning Stats	R: 0 E: 0 K: 2 S: 12	H: 1 LOB: 0 BB: 0 P: 17	R: 3 E: 0 K: 1 S: 20	H: 3 LOB: 3 BB: 3 P: 41	R: 0 E: 0 K: 0 S: 6	H: 1 LOB: 0 BB: 0 P: 10	R: 0 E: 0 K: 1 S: 8	H: 0 LOB: 0 BB: 0 P: 13	R: 2 E: 0 K: 1 S: 14	H: 2 LOB: 2 BB: 2 P: 29	R: 2 E: 1 K: 0 S: 12	H: 1 LOB: 0 BB: 0 P: 19	R: 0 E: 0 K: 1 S: 6	H: 0 LOB: 0 BB: 0 P: 8	R: 0 E: 0 K: 2 S: 11	H: 1 LOB: 1 BB: 0 P: 18	R: 0 E: 0 K: 0 S: 4	H: 1 LOB: 1 BB: 1 P: 9	1B: 6 2B: 2 3B: 0 HR: 2	SF: 0 SAC: 0 DP: 1 HBP: 0	WP: 0 PB: 0 SB: 0 CS: 0	PA: 43					
PITCHER	IP 4.1	WLS L	BF 24	H 7	R 5	ER 5	SO 5	BB 4	IBB 0	HBP 0	BLK 0	WP 0	HR 1	S 53	P 96	ERA 10.38	WHIP 2.538										
38 Doug Fister, R ERA: 5.66	(1, 1)																										
Fernando Abad, L ERA: 2.91	(5, 1)	1.1	6	0	1	1	0	1	0	0	0	0	0	12	22	6.75	0.750										
Heath Hembree, R ERA: 3.48	(6, 1)	2.0	8	2	1	0	3	0	0	0	0	0	1	22	35	0.00	1.000										
Brandon Workman, R ERA: 1.57	(8, 1)	1.1	5	1	0	0	0	1	0	0	0	0	0	6	11	0.00	1.500										

Batter	1	2	3	4	5	6	7	8	9	AB	R	H	RBI	BB	SO	LOB	BOTTOM										
36 Eduardo Núñez, R OBP: 0.350, SLG: 0.459			G4-3							5	0	3	0	0	1	0	Cleveland Indians @ Boston Red Sox Fenway Park, Boston, MA Mon Aug 14 2017, 6:12 PM - 9:25 PM EDT Att: 37,430 - Cloudy - 72 F										
16 Andrew Benintendi, L OBP: 0.356, SLG: 0.451			G4-3							5	1	1	1	0	1	3											
50 Mookie Betts, R OBP: 0.342, SLG: 0.451			G4-3							4	0	0	0	0	2	1											
18 Mitch Moreland, L OBP: 0.326, SLG: 0.421										4	0	1	0	0	2	1											
11 Rafael Devers, L OBP: 0.397, SLG: 0.677										4	2	2	2	0	1	2											
2 Xander Bogaerts, R OBP: 0.333, SLG: 0.396										3	0	1	0	1	2	1											
12 Brock Holt, L OBP: 0.287, SLG: 0.224										4	0	0	0	0	3	5											
7 Christian Vázquez, R OBP: 0.317, SLG: 0.377										3	0	0	0	1	0	0											
19 Jackie Bradley Jr., L OBP: 0.329, SLG: 0.420										4	0	0	0	0	3	2											
Inning Stats	R: 0 E: 0 K: 1 S: 7	H: 1 LOB: 0 BB: 0 P: 10	R: 1 E: 0 K: 2 S: 11	H: 2 LOB: 1 BB: 1 P: 19	R: 1 E: 0 K: 2 S: 13	H: 1 LOB: 0 BB: 0 P: 22	R: 1 E: 0 K: 2 S: 14	H: 1 LOB: 0 BB: 0 P: 18	R: 0 E: 0 K: 2 S: 7	H: 0 LOB: 0 BB: 0 P: 12	R: 0 E: 0 K: 2 S: 13	H: 1 LOB: 1 BB: 1 P: 25	R: 0 E: 0 K: 0 S: 9	H: 1 LOB: 0 BB: 0 P: 16	R: 0 E: 0 K: 2 S: 13	H: 0 LOB: 2 BB: 0 P: 16		R: 0 E: 0 K: 2 S: 10	H: 1 LOB: 1 BB: 0 P: 20	1B: 3 2B: 2 3B: 0 HR: 3	SF: 0 SAC: 0 DP: 0 HBP: 0	WP: 0 PB: 1 SB: 0 CS: 1	PA: 39				
PITCHER	IP 6.2	WLS W	BF 28	H 7	R 3	ER 3	SO 10	BB 2	IBB 0	HBP 0	BLK 0	WP 0	HR 3	S 70	P 116	ERA 4.05	WHIP 1.350										
47 Trevor Bauer, R ERA: 4.75	(1, 1)																										
49 Tyler Olson, L ERA: 3.25	(7, 1)	1.0	4	0	0	0	1	0	0	0	0	0	0	11	15	0.00	0.000										
27 Bryan Shaw, R ERA: 3.25	(8, 1)	0.1	2	0	0	0	1	0	0	0	0	0	0	6	7	0.00	0.000										
38 Joe Smith, R ERA: 2.83	(9, 1)	1.0	4	1	0	0	2	0	0	0	0	0	0	10	20	0.00	1.000										

Batter	1	2	3	4	5	6	7	8	9	AB	R	H	RBI	BB	SO	LOB	TOP					
12 Francisco Lindor, S OBP: 0.362, SLG: 0.466										5	0	1	0	0	0	5	Cleveland Indians @ Minnesota Twins Target Field, Minneapolis, MN Tue Aug 15 2017, 7:11 PM - 10:03 PM CDT Att: 29,626 - Overcast - 75 F					
22 Jason Kipnis, L OBP: 0.285, SLG: 0.396 39 Gio Urshela, R OBP: 0.265, SLG: 0.238										4	1	1	1	1	0	2						
11 José Ramírez, S OBP: 0.362, SLG: 0.534										5	0	0	0	0	1	2						
10 Edwin Encarnación, R OBP: 0.370, SLG: 0.491										4	1	1	1	1	1	1						
32 Jay Bruce, L OBP: 0.331, SLG: 0.525 35 Abraham Almonte, S OBP: 0.310, SLG: 0.376										4	2	2	0	1	0	2						
41 Carlos Santana, S OBP: 0.313, SLG: 0.447										3	3	3	3	2	0	0						
26 Austin Jackson, R OBP: 0.313, SLG: 0.516 Brandon Guyer, R OBP: 0.313, SLG: 0.321										4	1	3	3	0	0	1						
Bradley Zimmer, L OBP: 0.319, SLG: 0.404										3	0	0	0	1	2	4						
7 Yan Gomes, R OBP: 0.307, SLG: 0.354										4	0	0	0	0	3	5						
Inning Stats	R: 0 E: 0 K: 0 S: 10	H: 1 LOB: 1 BB: 0 P: 16	R: 0 E: 0 K: 2 S: 14	H: 2 LOB: 3 BB: 1 P: 22	R: 0 E: 0 K: 1 S: 8	H: 0 LOB: 1 BB: 2 P: 20	R: 1 E: 0 K: 1 S: 11	H: 2 LOB: 1 BB: 0 P: 15	R: 2 E: 0 K: 0 S: 13	H: 2 LOB: 1 BB: 1 P: 21	R: 0 E: 0 K: 1 S: 8	H: 0 LOB: 0 BB: 1 P: 15	R: 3 E: 0 K: 1 S: 12	H: 2 LOB: 0 BB: 1 P: 19	R: 0 E: 0 K: 1 S: 8	H: 0 LOB: 0 BB: 0 P: 13		R: 2 E: 0 K: 1 S: 15	H: 2 LOB: 0 BB: 0 P: 22	1B: 4 2B: 2 3B: 0 HR: 5	SF: 0 SAC: 0 DP: 1 HBP: 0	WP: 0 PB: 0 SB: 2 CS: 0
PITCHER	IP WLS BF H R ER SO BB IBB HBP BLK WP HR S P ERA WHIP	PITCHER																				
40 Bartolo Colon, R ERA: 6.7	(1, 1) 5.0 L 25 7 3 3 3 4 0 0 0 1 0 3 56 94 5.40 2.200																					
67 Alan Busenitz, R ERA: 2.25	(6, 1) 1.2 6 0 0 0 2 1 0 0 0 0 0 0 13 21 0.00 0.600																					
62 Buddy Boskers, L ERA: 4.66	(7, 1) 0.1 4 2 3 3 0 1 0 0 0 0 0 1 7 13 81.00 9.000																					
47 Dietrich Enns, L ERA: 6.75	(8, 1) 1.2 7 2 2 2 2 0 0 0 0 0 1 21 33 10.80 1.200																					
57 Ryan Pressly, R ERA: 5.27	(9, 1) 0.1 1 0 0 0 0 0 0 0 0 0 0 0 2 2 0.00 0.000																					
Batter	1	2	3	4	5	6	7	8	9	AB	R	H	RBI	BB	SO	LOB	BOTTOM					
2 Brian Dozier, R OBP: 0.331, SLG: 0.469										4	0	0	0	0	2	0	Cleveland Indians @ Minnesota Twins Target Field, Minneapolis, MN Tue Aug 15 2017, 7:11 PM - 10:03 PM CDT Att: 29,626 - Overcast - 75 F					
26 Max Kepler, L OBP: 0.320, SLG: 0.431										4	0	1	0	0	1	0						
7 Joe Mauer, L OBP: 0.367, SLG: 0.384										4	0	0	0	0	3	1						
22 Miguel Sanó, R OBP: 0.352, SLG: 0.507										3	0	0	0	0	2	0						
20 Eddie Rosario, L OBP: 0.337, SLG: 0.504										3	1	1	0	0	0	0						
36 Robbie Grossman, S OBP: 0.367, SLG: 0.363										3	0	0	0	0	0	1						
25 Byron Buxton, R OBP: 0.303, SLG: 0.326										3	0	1	1	0	1	0						
11 Jorge Polanco, S OBP: 0.286, SLG: 0.336										3	0	0	0	0	1	1						
21 Jason Castro, L OBP: 0.330, SLG: 0.371										3	0	0	0	0	2	0						
Inning Stats	R: 0 E: 0 K: 1 S: 10	H: 0 LOB: 0 BB: 0 P: 17	R: 1 E: 0 K: 1 S: 11	H: 2 LOB: 1 BB: 0 P: 16	R: 0 E: 0 K: 3 S: 13	H: 0 LOB: 0 BB: 0 P: 19	R: 0 E: 0 K: 1 S: 5	H: 0 LOB: 0 BB: 0 P: 11	R: 0 E: 0 K: 2 S: 10	H: 1 LOB: 0 BB: 0 P: 13	R: 0 E: 0 K: 1 S: 12	H: 0 LOB: 0 BB: 0 P: 20	R: 0 E: 0 K: 1 S: 12	H: 0 LOB: 0 BB: 0 P: 15	R: 0 E: 0 K: 1 S: 7	H: 0 LOB: 0 BB: 0 P: 7		1B: 1 2B: 2 3B: 0 HR: 0	SF: 0 SAC: 0 DP: 0 HBP: 0	WP: 0 PB: 0 SB: 0 CS: 0	PA: 30	
PITCHER	IP WLS BF H R ER SO BB IBB HBP BLK WP HR S P ERA WHIP	PITCHER																				
31 Danny Salazar, R ERA: 3.92	(1, 1) 7.0 W 24 3 0 0 1 0 0 0 0 0 0 0 12 15 0.00 0.000																					
61 Dan Otero, R ERA: 3.3	(8, 1) 1.0 3 0 0 0 1 0 0 0 0 0 0 0 7 7 0.00 0.000																					
34 Zach McAllister, R ERA: 2.36	(9, 1) 1.0 3 0 0 0 1 0 0 0 0 0 0 0 7 7 0.00 0.000																					

AB 37
R 8
H 11
RBI 8
BB 6
SO 7
LOB 22



AB 30
R 1
H 3
RBI 1
BB 0
SO 12
LOB 3



Batter	1	2	3	4	5	6	7	8	9	AB	R	H	RBI	BB	SO	LOB	TOP								
12 Francisco Lindor, S OBP: 0.324, SLG: 0.462										6	1	1	0	0	1	6									
22 Jason Kipnis, L OBP: 0.290, SLG: 0.411										5	2	3	2	0	1	0									
11 José Ramírez, S OBP: 0.362, SLG: 0.533										1	0	0	0	0	0	2									
39 Gio Urshela, R OBP: 0.282, SLG: 0.258										3	0	2	0	0	0	0									
10 Edwin Encarnación, R OBP: 0.370, SLG: 0.488										3	0	0	0	2	0	6									
35 Abraham Almonte, S OBP: 0.310, SLG: 0.376										0	1	0	0	0	0	0									
32 Jay Bruce, L OBP: 0.330, SLG: 0.521										5	0	1	2	0	0	4									
41 Carlos Santana, S OBP: 0.353, SLG: 0.445										4	1	1	0	0	0	4									
Brandon Guyer, R OBP: 0.323, SLG: 0.336										4	1	2	1	0	1	4									
Bradley Zimmer, L OBP: 0.316, SLG: 0.400										5	1	1	0	0	2	3									
7 Yan Gomes, R OBP: 0.319, SLG: 0.374										3	2	3	4	1	0	0									
Inning Stats	R: 2 H: 3 E: 0 K: 0 S: 21	H: 3 LOB: 2 BB: 0 P: 31	R: 1 H: 2 E: 0 K: 2 S: 16	H: 2 LOB: 2 BB: 0 P: 29	R: 0 H: 0 E: 0 K: 1 S: 8	H: 0 LOB: 1 BB: 0 P: 13	R: 0 H: 1 E: 0 K: 0 S: 11	H: 1 LOB: 0 BB: 0 P: 17	R: 0 H: 0 E: 0 K: 1 S: 11	H: 0 LOB: 2 BB: 1 P: 15	R: 0 H: 0 E: 0 K: 0 S: 6	H: 0 LOB: 0 BB: 1 P: 14	R: 0 H: 1 E: 0 K: 1 S: 12	H: 1 LOB: 0 BB: 0 P: 19	R: 4 H: 4 E: 0 K: 0 S: 16	H: 4 LOB: 0 BB: 0 P: 23	R: 2 H: 2 E: 0 K: 0 S: 12	H: 2 LOB: 3 BB: 1 P: 22	1B: 11 2B: 1 3B: 0 HR: 2	SF: 0 SAC: 0 DP: 2 HBP: 4	WP: 1 PB: 0 SB: 0 CS: 1	PA: 47			
PITCHER	IP: 4.0 WLS: L BF: 22 ERA: 6.05	H: 7 R: 3 ER: 3 SO: 3	BB: 1 IBB: 0 HBP: 2 BLK: 0	WP: 1 HR: 0 S: 59 P: 97	ERA: 6.75 WHIP: 2.000	PITCHER	IP: 0.2 WLS: 1 BF: 1 ERA: 2.16	H: 0 R: 0 ER: 0 SO: 0	BB: 0 IBB: 0 HBP: 0 BLK: 0	WP: 0 HR: 0 S: 2 P: 3	ERA: 0.00 WHIP: 0.000														
44 Kyle Gibson, R ERA: 6.05	5.1 6.2 5.7 1.5	2.2 2.2 2.2 0.1	9 1 2 2	1 2 2 2	0 0 0 0	1 0 0 1	0 0 0 0	0 0 0 0	0 0 0 0	0 0 0 0	0 0 0 0	0 0 0 0	0 0 0 0	0 0 0 0	0 0 0 0	0 0 0 0	0 0 0 0	0 0 0 0	0 0 0 0	0 0 0 0	0 0 0 0	0 0 0 0	0 0 0 0		
35 Dillon Gee, R ERA: 3.16	5.1 5.7 1.5	2.2 2.2 2.2 0.1	9 1 2 2	1 2 2 2	0 0 0 0	1 0 0 1	0 0 0 0	0 0 0 0	0 0 0 0	0 0 0 0	0 0 0 0	0 0 0 0	0 0 0 0	0 0 0 0	0 0 0 0	0 0 0 0	0 0 0 0	0 0 0 0	0 0 0 0	0 0 0 0	0 0 0 0	0 0 0 0	0 0 0 0	0 0 0 0	
62 Buddy Boskers, L ERA: 5.16	5.1 5.7 1.5	2.2 2.2 2.2 0.1	9 1 2 2	1 2 2 2	0 0 0 0	1 0 0 1	0 0 0 0	0 0 0 0	0 0 0 0	0 0 0 0	0 0 0 0	0 0 0 0	0 0 0 0	0 0 0 0	0 0 0 0	0 0 0 0	0 0 0 0	0 0 0 0	0 0 0 0	0 0 0 0	0 0 0 0	0 0 0 0	0 0 0 0	0 0 0 0	
57 Ryan Pressly, R ERA: 5.61	5.1 5.7 1.5	2.2 2.2 2.2 0.1	9 1 2 2	1 2 2 2	0 0 0 0	1 0 0 1	0 0 0 0	0 0 0 0	0 0 0 0	0 0 0 0	0 0 0 0	0 0 0 0	0 0 0 0	0 0 0 0	0 0 0 0	0 0 0 0	0 0 0 0	0 0 0 0	0 0 0 0	0 0 0 0	0 0 0 0	0 0 0 0	0 0 0 0	0 0 0 0	0 0 0 0
15 Glen Perkins, L ERA: 54.0	5.1 5.7 1.5	2.2 2.2 2.2 0.1	9 1 2 2	1 2 2 2	0 0 0 0	1 0 0 1	0 0 0 0	0 0 0 0	0 0 0 0	0 0 0 0	0 0 0 0	0 0 0 0	0 0 0 0	0 0 0 0	0 0 0 0	0 0 0 0	0 0 0 0	0 0 0 0	0 0 0 0	0 0 0 0	0 0 0 0	0 0 0 0	0 0 0 0	0 0 0 0	0 0 0 0
Batter	1	2	3	4	5	6	7	8	9	AB	R	H	RBI	BB	SO	LOB	BOTTOM								
2 Brian Dozier, R OBP: 0.330, SLG: 0.465										4	0	0	0	1	2	3									
26 Max Kepler, L OBP: 0.320, SLG: 0.431										3	0	1	0	0	1	2									
36 Robbie Grossman, R OBP: 0.365, SLG: 0.361										2	0	0	0	0	2	1									
7 Joe Mauer, L OBP: 0.368, SLG: 0.388										4	0	2	0	0	2	0									
22 Miguel Sanó, R OBP: 0.351, SLG: 0.504										3	1	0	0	1	3	3									
20 Eddie Rosario, L OBP:																									

Batter	1	2	3	4	5	6	7	8	9	AB	R	H	RBI	BB	SO	LOB	TOP																					
22 Jason Kipnis, L (1,4) OBP: 0.286, SLG: 0.405	G6-3			K		P2		K		4	0	0	0	0	2	0	Cleveland Indians @ Minnesota Twins Target Field, Minneapolis, MN Thu Aug 17 2017, 6:11 PM - 9:19 PM CDT Att: 22,857 - Overcast - 73 F																					
12 Francisco Lindor, S (1,6) OBP: 0.321, SLG: 0.459	L7			L7		F8		L8		4	0	0	0	0	0	0																						
32 Jay Bruce, L (1,9) OBP: 0.331, SLG: 0.527	L7			HR						3	1	1	1	1	1	0																						
10 Edwin Encarnación, R (1,10) OBP: 0.371, SLG: 0.487		P3								3	1	1	0	1	1	1																						
41 Carlos Santana, S (1,3) OBP: 0.353, SLG: 0.448		F8								4	0	1	1	0	1	2																						
26 Austin Jackson, R (1,7) OBP: 0.385, SLG: 0.506										3	0	0	0	0	0	1																						
35 Abraham Almonte, S (1,8) OBP: 0.304, SLG: 0.368										3	0	0	0	0	1	1																						
55 Roberto Pérez, R (1,2) OBP: 0.270, SLG: 0.252										2	0	0	0	1	1	0																						
39 Gio Urshela, R (1,5) OBP: 0.270, SLG: 0.246										3	0	0	0	0	0	1																						
Inning Stats	R: 0 E: 0 K: 0 S: 9	H: 0 LOB: 0 BB: 0 P: 11	R: 0 E: 0 K: 0 S: 5	H: 0 LOB: 0 BB: 0 P: 8	R: 0 E: 0 K: 1 S: 5	H: 0 LOB: 0 BB: 1 P: 11	R: 1 E: 0 K: 1 S: 15	H: 1 LOB: 1 BB: 1 P: 27	R: 0 E: 0 K: 0 S: 5	H: 0 LOB: 0 BB: 0 P: 8	R: 0 E: 0 K: 1 S: 8	H: 0 LOB: 0 BB: 0 P: 10	R: 1 E: 0 K: 1 S: 11	H: 2 LOB: 1 BB: 0 P: 14	R: 0 E: 0 K: 2 S: 8	H: 0 LOB: 1 BB: 0 P: 9		R: 0 E: 0 K: 2 S: 17	H: 0 LOB: 1 BB: 1 P: 23	1B: 1 2B: 0 3B: 1 HR: 1	SF: 0 SAC: 0 DP: 1 HBP: 0	WP: 0 PB: 0 SB: 0 CS: 0	PA: 32															
PITCHER	IP	WLS	BF	H	R	ER	SO	BB	IBB	HBP	BLK	WP	HR	S	P	ERA	WHIP	PITCHER				IP	WLS	BF	H	R	ER	SO	BB	IBB	HBP	BLK	WP	HR	S	P	ERA	WHIP
50 Aaron Slegers, R (1,1) ERA: 2.84	6.1		22	2	2	2	3	2	0	0	0	0	1	52	82	2.84	0.632																					
39 Trevor Hildenberger, R (7,1) ERA: 2.96	1.1	W	5	1	0	0	1	0	0	0	0	0	0	11	12	0.00	0.750																					
55 Taylor Rogers, L (8,1) ERA: 3.6	0.2	H	3	0	0	0	1	1	0	0	0	0	0	11	16	0.00	1.500																					
9 Matt Belisle, R (9,1) ERA: 4.63	0.2	S	2	0	0	0	2	0	0	0	0	0	0	9	11	0.00	0.000																					

Batter	1	2	3	4	5	6	7	8	9	AB	R	H	RBI	BB	SO	LOB	BOTTOM																					
2 Brian Dozier, R (1,4) OBP: 0.335, SLG: 0.466	P2									3	1	2	0	2	0	0	Cleveland Indians @ Minnesota Twins Target Field, Minneapolis, MN Thu Aug 17 2017, 6:11 PM - 9:19 PM CDT Att: 22,857 - Overcast - 73 F																					
7 Joe Mauer, L (1,3) OBP: 0.371, SLG: 0.391	G4-3									5	0	3	0	0	1	2																						
22 Miguel Sanó, R (1,10) OBP: 0.351, SLG: 0.500	F8									3	0	0	0	2	1	4																						
5 Eduardo Escobar, S (1,5) OBP: 0.319, SLG: 0.405										5	0	3	2	0	1	3																						
20 Eddie Rosario, L (1,7) OBP: 0.337, SLG: 0.500										5	0	1	0	0	3	6																						
36 Robbie Grossman, S (1,9) OBP: 0.367, SLG: 0.363										1	0	1	0	0	0	0																						
26 Max Kepler, L (3,PH) OBP: 0.321, SLG: 0.438										3	1	1	1	0	0	3																						
25 Byron Buxton, R (1,8) OBP: 0.305, SLG: 0.334										4	1	1	0	0	1	1																						
38 Chris Gimenez, R (1,2) OBP: 0.306, SLG: 0.328										4	0	0	0	0	2	4																						
16 Ehire Adrianza, S (1,6) OBP: 0.336, SLG: 0.374										3	1	1	1	0	0	3																						
Inning Stats	R: 0 E: 0 K: 0 S: 5	H: 3 LOB: 3 BB: 0 P: 21	R: 1 E: 0 K: 0 S: 13	H: 3 LOB: 2 BB: 1 P: 19	R: 1 E: 1 K: 1 S: 16	H: 2 LOB: 2 BB: 0 P: 23	R: 0 E: 0 K: 2 S: 10	H: 1 LOB: 1 BB: 0 P: 16	R: 0 E: 0 K: 1 S: 11	H: 1 LOB: 3 BB: 2 P: 24	R: 1 E: 0 K: 2 S: 9	H: 1 LOB: 0 BB: 0 P: 16	R: 1 E: 0 K: 2 S: 14	H: 2 LOB: 2 BB: 1 P: 24	1B: 10 2B: 2 3B: 0 HR: 1	SF: 1 SAC: 0 DP: 1 HBP: 0	WP: 0 PB: 0 SB: 1 CS: 0	PA: 41																				
PITCHER	IP	WLS	BF	H	R	ER	SO	BB	IBB	HBP	BLK	WP	HR	S	P	ERA	WHIP	PITCHER				IP	WLS	BF	H	R	ER	SO	BB	IBB	HBP	BLK	WP	HR	S	P	ERA	WHIP
54 Ryan Merritt, L (1,1) ERA: 3.12	3.2		18	6	2	1	1	1	0	0	0	0	0	14	20	0.00	3.000																					
61 Dan Otero, R (4,1) ERA: 3.22	1.0		6	3	0	0	2	0	0	0	0	0	0	1	30	6.75	2.250																					
52 Mike Clevinger, R (5,1) ERA: 3.75	2.2	L	14	3	2	2	5	3	0	0	0	0	0	7	9	0.00	1.500																					
47 Trevor Bauer, R (8,1) ERA: 4.72	0.2		3	1	0	0	1	0	0	0	0	0	0	7	9	0.00	1.500																					



Batter	1	2	3	4	5	6	7	8	9	AB	R	H	RBI	BB	SO	LOB	TOP										
12 Francisco Lindor, S OBP: 0.320, SLG: 0.456	F9	F7		K		1-2 2-H 1B		FC4-6		5	0	1	1	0	1	2	Cleveland Indians @ Kansas City Royals Kauffman Stadium, Kansas City, MO Fri Aug 18 2017, 7:17 PM - 10:14 PM CDT Att: 35,974 - Partly Cloudy - 87 F										
22 Jason Kipnis, L OBP: 0.286, SLG: 0.413	HR		32 1B BB	G5-3		K2-3		F7		4	2	1	1	1	1	3											
26 Austin Jackson, R Brandon Guyer, R OBP: 0.321, SLG: 0.333	32 HR 1B		L7		K			10 1B HR BB		3	2	1	0	1	1	1											
10 Edwin Encarnación, R OBP: 0.372, SLG: 0.493	L9		F7		G5-3			32 HR 1B		5	2	2	1	0	0	2											
32 Jay Bruce, L OBP: 0.334, SLG: 0.541	HR		L7		L7			32 HR 1B		5	3	3	5	0	0	0											
41 Carlos Santana, S OBP: 0.355, SLG: 0.447	F9		7 1B BB				P5			3	1	1	0	2	0	0											
7 Yan Gomes, R OBP: 0.317, SLG: 0.370		K				12 1B 1B	L8			5	0	1	2	0	2	2											
Bradley Zimmer, L OBP: 0.318, SLG: 0.400			39 G1-6-3 1B		K		G3-1			5	0	2	0	0	1	3											
39 Gio Urshela, R OBP: 0.269, SLG: 0.247	G1-6-3				G5-3		L9			4	0	1	0	0	0	3											
	R: 3 E: 0 K: 0 S: 18	H: 3 LOB: 0 BB: 0 P: 24	R: 0 E: 0 K: 1 S: 10	H: 1 LOB: 1 BB: 0 P: 15	R: 2 E: 0 K: 1 S: 12	H: 2 LOB: 2 BB: 2 P: 22	R: 0 E: 0 K: 1 S: 6	H: 0 LOB: 0 BB: 0 P: 10	R: 0 E: 0 K: 2 S: 8	H: 3 LOB: 2 BB: 0 P: 22	R: 3 E: 0 K: 0 S: 15	H: 2 LOB: 0 BB: 1 P: 29	R: 0 E: 0 K: 1 S: 8	H: 1 LOB: 1 BB: 0 P: 11	R: 1 E: 0 K: 0 S: 7	H: 1 LOB: 1 BB: 1 P: 11		1B: 9 2B: 0 3B: 0 HR: 4	SF: 0 SAC: 0 DP: 0 HBP: 0	WP: 0 PB: 0 SB: 0 CS: 0	PA: 44						
PITCHER	IP	WLS	BF	H	R	ER	SO	BB	IBB	HBP	BLK	WP	HR	S	P	ERA	WHIP										
31 Ian Kennedy, R ERA: 5.06	2.2	L	16	6	5	5	1	2	0	0	0	0	2	37	58	16.88	3.000										
54 Scott Alexander, L ERA: 2.49	1.1		4	0	0	0	2	0	0	0	0	0	0	9	13	0.00	0.000										
65 Jakob Junis, R ERA: 4.99	2.1		13	5	4	4	3	1	0	0	0	0	1	31	52	15.43	2.571										
61 Kevin McCarthy, R ERA: 1.75	1.2		6	1	0	0	1	0	0	0	0	0	0	14	20	0.00	0.600										
49 Ryan Buchter, L ERA: 3.4	1.0		5	1	1	1	0	1	0	0	0	0	1	7	11	9.00	2.000										
Batter	1	2	3	4	5	6	7	8	9	AB	R	H	RBI	BB	SO	LOB	BOTTOM										
15 Whit Merrifield, R OBP: 0.322, SLG: 0.465	K		G1-3		G4-3		G1-3		K	5	0	0	0	0	2	2	Cleveland Indians @ Kansas City Royals Kauffman Stadium, Kansas City, MO Fri Aug 18 2017, 7:17 PM - 10:14 PM CDT Att: 35,974 - Partly Cloudy - 87 F										
6 Lorenzo Cain, R OBP: 0.358, SLG: 0.441	G1-3		G6-3			L8				4	0	1	0	0	0	0											
35 Eric Hosmer, L OBP: 0.378, SLG: 0.499					G6-3					3	0	1	0	1	1	1											
53 Melky Cabrera, S OBP: 0.341, SLG: 0.451	P6					37 BB 1B				4	0	3	0	0	0	1											
8 Mike Moustakas, L 19 Cheslor Cuthbert, R OBP: 0.297, SLG: 0.354		P4			37 G3-6 2B		K			4	0	1	0	0	2	4											
37 Brandon Moss, L OBP: 0.283, SLG: 0.422					G3-6					0	0	0	0	0	0	0											
2 Alcides Escobar, R OBP: 0.261, SLG: 0.321		L8								3	1	1	1	1	0	4											
4 Alex Gordon, L OBP: 0.288, SLG: 0.290										4	0	1	0	0	2	1											
9 Drew Butera, R OBP: 0.314, SLG: 0.370					G2-3		P4			4	0	0	0	0	1	2											
	R: 0 E: 0 K: 1 S: 8	H: 0 LOB: 1 BB: 1 P: 15	R: 1 E: 0 K: 0 S: 11	H: 1 LOB: 0 BB: 0 P: 15	R: 0 E: 0 K: 1 S: 8	H: 0 LOB: 0 BB: 0 P: 12	R: 0 E: 0 K: 0 S: 6	H: 2 LOB: 1 BB: 0 P: 11	R: 0 E: 0 K: 1 S: 9	H: 1 LOB: 0 BB: 0 P: 13	R: 0 E: 0 K: 1 S: 12	H: 2 LOB: 3 BB: 1 P: 22	R: 0 E: 0 K: 0 S: 7	H: 0 LOB: 0 BB: 0 P: 9	R: 0 E: 0 K: 2 S: 11	H: 2 LOB: 2 BB: 0 P: 15		R: 0 E: 0 K: 1 S: 13	H: 1 LOB: 1 BB: 0 P: 17	1B: 7 2B: 2 3B: 0 HR: 1	SF: 0 SAC: 0 DP: 1 HBP: 0	WP: 0 PB: 0 SB: 0 CS: 0	PA: 37				
PITCHER	IP	WLS	BF	H	R	ER	SO	BB	IBB	HBP	BLK	WP	HR	S	P	ERA	WHIP										
28 Corey Kluber, R ERA: 2.67	5.1	W	22	6	1	1	4	1	0	0	0	0	0	7	14	0.00	1.500										
24 Andrew Miller, L ERA: 1.65	0.2		3	0	0	0	1	1	0	0	0	0	0	7	14	0.00	1.500										
3B Joe Smith, R ERA: 2.76	1.0		3	0	0	0	0	0	0	0	0	0	0	7	9	0.00	0.000										
49 Tyler Olson, L ERA	1.0		5	2	0	0	2	0	0	0	0	0	0	11	15	0.00	2.000										
Nick Goody, R ERA: 2.7	1.0		4	1	0	0	1	0	0	0	0	0	0	13	17	0.00	1.000										

Batter	1	2	3	4	5	6	7	8	9	AB	R	H	RBI	BB	SO	LOB	TOP				
12 Francisco Lindor, S OBP: 0.322, SLG: 0.463	G3		2H HR				F9			5	1	3	2	0	0	1					
22 Jason Kipnis, L OBP: 0.286, SLG: 0.411	K		F7				F8			5	0	1	0	0	0	1					
11 José Ramírez, S OBP: 0.360, SLG: 0.528	K		G3				F8			4	0	0	0	0	1	2					
10 Edwin Encarnación, R OBP: 0.370, SLG: 0.486		G6-3				F8				3	0	0	0	1	0	0					
32 Jay Bruce, L OBP: 0.333, SLG: 0.538	L8						P6			4	1	1	0	0	1	2					
41 Carlos Santana, S OBP: 0.357, SLG: 0.449							G4-3			3	0	1	0	1	0	2					
26 Austin Jackson, R OBP: 0.392, SLG: 0.514										3	1	1	1	0	1	1					
Bradley Zimmer, L OBP: 0.317, SLG: 0.398										4	1	1	0	0	1	2					
7 Yan Gomes, R OBP: 0.313, SLG: 0.365										4	0	0	1	0	0	1					
Inning Stats	R: 0 E: 0 K: 2 S: 10	H: 0 LOB: 0 BB: 0 P: 18	R: 0 E: 0 K: 1 S: 9	H: 0 LOB: 1 BB: 1 P: 15	R: 2 E: 0 K: 0 S: 12	H: 2 LOB: 0 BB: 0 P: 17	R: 1 E: 0 K: 0 S: 11	H: 2 LOB: 1 BB: 0 P: 18	R: 0 E: 0 K: 0 S: 12	H: 0 LOB: 1 BB: 0 P: 15	R: 0 E: 1 K: 1 S: 10	H: 0 LOB: 1 BB: 0 P: 12	R: 0 E: 0 K: 1 S: 12	H: 1 LOB: 2 BB: 0 P: 22	R: 1 E: 0 K: 0 S: 16	H: 2 LOB: 1 BB: 0 P: 24	1B: 5 2B: 1 3B: 1 HR: 1	SF: 1 SAC: 0 DP: 0 HBP: 0	WP: 0 PB: 0 SB: 2 CS: 0	PA: 38	
PITCHER	IP	WLS	BF	H	R	ER	SO	BB	IBB	HBP	BLK	WP	HR	S	P	ERA	WHIP				
39 Jason Hammel, R ERA: 4.73	6.0	W	24	5	3	3	3	1	0	0	0	0	1	61	101	4.50	1.000				
54 Scott Alexander, L ERA: 2.44	1.0	H	4	0	0	0	1	0	0	0	0	0	0	10	12	0.00	0.000				
32 Brandon Maurer, R ERA: 6.12	1.0		5	1	0	0	1	1	0	0	0	0	0	12	22	0.00	2.000				
40 Kelvin Herrera, R ERA: 4.02	1.0		5	2	1	1	0	0	0	0	0	0	0	16	24	9.00	2.000				

Cleveland Indians @ Kansas City Royals
Kauffman Stadium, Kansas City, MO
Sun Aug 20 2017, 1:19 PM - 4:19 PM CDT
Att: 27,417 - Sunny - 85 F

AB 35
R 4
H 8
RBI 4
BB 2
SO 5
LOB 13



Batter	1	2	3	4	5	6	7	8	9	AB	R	H	RBI	BB	SO	LOB	BOTTOM				
15 Whit Merrifield, R OBP: 0.320, SLG: 0.460	G5-4-3 1B	L9								5	0	2	0	0	2	3					
6 Lorenzo Cain, R OBP: 0.359, SLG: 0.442	G5-4-3 1B	FC6-4								5	0	1	0	0	0	5					
35 Eric Hosmer, L OBP: 0.378, SLG: 0.496										4	1	2	0	0	1	2					
53 Melky Cabrera, S OBP: 0.336, SLG: 0.443										4	0	0	0	0	1	4					
8 Mike Moustakas, L OBP: 0.320, SLG: 0.565										3	2	1	0	1	2	1					
38 Jorge Bonifacio, R OBP: 0.327, SLG: 0.441										4	2	3	0	0	0	1					
4 Alex Gordon, L OBP: 0.285, SLG: 0.287										0	0	0	0	0	0	0					
2 Alcides Escobar, R OBP: 0.263, SLG: 0.323										3	1	2	3	0	0	1					
19 Cheshor Cuthbert, R OBP: 0.265, SLG: 0.340										4	1	2	3	0	1	2					
36 Cam Gallagher, R OBP: 0.500, SLG: 0.692										3	0	2	1	1	0	0					
Inning Stats	R: 0 E: 0 K: 1 S: 8	H: 2 LOB: 1 BB: 0 P: 14	R: 2 E: 0 K: 1 S: 17	H: 3 LOB: 2 BB: 1 P: 26	R: 0 E: 0 K: 2 S: 10	H: 0 LOB: 0 BB: 0 P: 14	R: 1 E: 0 K: 0 S: 15	H: 4 LOB: 2 BB: 0 P: 17	R: 3 E: 0 K: 1 S: 16	H: 4 LOB: 1 BB: 0 P: 21	R: 0 E: 0 K: 1 S: 11	H: 1 LOB: 2 BB: 1 P: 17	R: 1 E: 0 K: 0 S: 8	H: 1 LOB: 0 BB: 0 P: 9	R: 0 E: 0 K: 1 S: 9	H: 0 LOB: 0 BB: 0 P: 12	1B: 12 2B: 2 3B: 0 HR: 1	SF: 1 SAC: 0 DP: 2 HBP: 0	WP: 0 PB: 0 SB: 0 CS: 0	PA: 38	
PITCHER	IP	WLS	BF	H	R	ER	SO	BB	IBB	HBP	BLK	WP	HR	S	P	ERA	WHIP				
31 Danny Salazar, R ERA: 4.3	4.2	L	25	12	6	6	5	1	0	0	0	0	1	65	91	11.57	2.786				
34 Zach McAllister, R ERA: 2.44	1.1		6	2	0	0	1	1	0	0	0	0	0	12	18	0.00	2.250				
61 Dan Otero, R ERA: 3.28	2.0		7	1	1	1	1	0	0	0	0	0	0	17	21	4.50	0.500				

Cleveland Indians @ Kansas City Royals
Kauffman Stadium, Kansas City, MO
Sun Aug 20 2017, 1:19 PM - 4:19 PM CDT
Att: 27,417 - Sunny - 85 F


AB 35
R 7
H 15
RBI 7
BB 2
SO 7
LOB 19



Batter	1	2	3	4	5	6	7	8	9	AB	R	H	RBI	BB	SO	LOB	TOP
15 Whit Merrifield, R OBP: 0.321, SLG: 0.463	E6 FC6-5		G6-3		FC6-4		L9			4	0	0	0	0	0	4	Kansas City Royals @ Cleveland Indians Progressive Field, Cleveland, OH Fri Aug 25 2017, 7:11 PM - 9:55 PM EDT Att: 34,061 - Clear - 69 F
6 Lorenzo Cain, R OBP: 0.353, SLG: 0.434	FC6-5 G6-4-3		G4-3			P4		F7		4	0	0	0	0	2		
53 Melky Cabrera, S OBP: 0.335, SLG: 0.442	G6-4-3		G6-3			L7		P6		4	0	0	0	0	2		
35 Eric Hosmer, L OBP: 0.383, SLG: 0.503		G3			G3					4	0	2	0	0	0		
13 Salvador Perez, R OBP: 0.307, SLG: 0.505		L4								4	0	1	0	0	1		
38 Jorge Bonifacio, R OBP: 0.322, SLG: 0.431										4	0	1	0	0	1		
2 Alcides Escobar, R OBP: 0.261, SLG: 0.321										4	0	1	0	0	1		
19 Cheslor Cuthbert, R OBP: 0.273, SLG: 0.330										4	0	1	0	0	1		
4 Alex Gordon, L OBP: 0.290, SLG: 0.293										3	0	3	0	0	0		
Inning Stats	R: 0 H: 0 E: 1 K: 0 S: 9	H: 0 LOB: 0 BB: 0 P: 11	R: 0 H: 2 E: 0 K: 0 S: 11	H: 2 LOB: 2 BB: 0 P: 14	R: 0 H: 1 E: 0 K: 0 S: 9	H: 1 LOB: 1 BB: 0 P: 13	R: 0 H: 1 E: 0 K: 0 S: 7	H: 1 LOB: 0 BB: 0 P: 11	R: 0 H: 1 E: 0 K: 2 S: 12	H: 1 LOB: 2 BB: 1 P: 22	R: 0 H: 1 E: 0 K: 0 S: 10	H: 0 LOB: 1 BB: 0 P: 12	R: 0 H: 0 E: 0 K: 2 S: 9	H: 0 LOB: 0 BB: 0 P: 12	1B: 5 2B: 3 HR: 0	SF: 0 SAC: 0 DP: 2 HBP: 0	
PITCHER	IP	WLS	BF	H	R	ER	SO	BB	IBB	HBP	BLK	WP	HR	S	P	ERA	WHIP
54 Ryan Merritt, L ERA: 1.76	6.2	W	27	7	0	0	3	1	0	0	0	0	0	66	97	0.00	1.200
36 Joe Smith, R ERA: 3.25	1.0	H	3	0	0	0	0	0	0	0	0	0	0	7	9	0.00	0.000
49 Tyler Olson, L ERA:	0.0		1	1	0	0	0	0	0	0	0	0	0	3	5	∞	∞
37 Cody Allen, R ERA: 3.0	1.1		4	0	0	0	2	0	0	0	0	0	0	11	17	0.00	0.000


Batter	1	2	3	4	5	6	7	8	9	AB	R	H	RBI	BB	SO	LOB	BOTTOM
12 Francisco Lindor, S OBP: 0.324, SLG: 0.475	F8		G5-3							4	1	2	2	0	0	1	Kansas City Royals @ Cleveland Indians Progressive Field, Cleveland, OH Fri Aug 25 2017, 7:11 PM - 9:55 PM EDT Att: 34,061 - Clear - 69 F
26 Austin Jackson, R OBP: 0.381, SLG: 0.489	F9									4	0	1	1	0	1		
Bradley Zimmer, L OBP: 0.316, SLG: 0.392										0	0	0	0	0	0		
11 José Ramírez, S OBP: 0.354, SLG: 0.516										4	0	1	0	0	1		
10 Edwin Encarnación, R OBP: 0.373, SLG: 0.483										3	0	0	0	1	0		
32 Jay Bruce, L OBP: 0.331, SLG: 0.532										3	0	0	0	1	0		
41 Carlos Santana, S OBP: 0.356, SLG: 0.445										3	0	1	0	1	0		
Brandon Guyer, R OBP: 0.323, SLG: 0.328										4	0	1	0	0	0		
7 Yan Gomes, R OBP: 0.308, SLG: 0.357										4	1	2	0	0	1		
39 Gio Urshela, R OBP: 0.258, SLG: 0.250										4	2	2	1	0	1		
Inning Stats	R: 0 H: 0 E: 0 K: 1 S: 11	H: 0 LOB: 0 BB: 0 P: 16	R: 0 H: 0 E: 0 K: 0 S: 15	H: 0 LOB: 1 BB: 1 P: 23	R: 2 H: 3 E: 0 K: 0 S: 10	H: 3 LOB: 1 BB: 0 P: 19	R: 0 H: 0 E: 0 K: 0 S: 6	H: 0 LOB: 0 BB: 1 P: 11	R: 2 H: 3 E: 0 K: 1 S: 16	H: 3 LOB: 1 BB: 0 P: 28	R: 0 H: 2 E: 0 K: 0 S: 13	H: 2 LOB: 2 BB: 0 P: 21	R: 0 H: 1 E: 0 K: 1 S: 13	H: 1 LOB: 1 BB: 0 P: 17	1B: 8 2B: 1 3B: 0 HR: 1	SF: 0 SAC: 0 DP: 1 HBP: 0	WP: 0 PA: 36 PB: 0 SB: 2 CS: 0
PITCHER	IP	WLS	BF	H	R	ER	SO	BB	IBB	HBP	BLK	WP	HR	S	P	ERA	WHIP
51 Jason Vargas, L ERA: 3.72	5.0	L	22	6	4	4	2	2	0	0	0	0	0	22	36	0.00	2.400
61 Kevin McCarthy, R ERA: 1.59	1.2		9	3	0	0	1	1	0	0	0	0	0	22	36	0.00	2.400
49 Ryan Buchter, L ERA: 3.35	1.1		5	1	0	0	1	0	0	0	0	0	0	17	22	0.00	0.750


AB 34
R 0
H 8
RBI 0
BB 1
SO 5
LOB 13



AB 33
R 4
H 10
RBI 4
BB 3
SO 4
LOB 16



Batter	1	2	3	4	5	6	7	8	9	AB	R	H	RBI	BB	SO	LOB	TOP									
15 Whit Merrifield, R OBP: 0.320, SLG: 0.461	P5		K					G6-3		4	0	1	0	0	1	0	Kansas City Royals @ Cleveland Indians Progressive Field, Cleveland, OH Sat Aug 26 2017, 7:12 PM - 9:50 PM EDT Att: 34,273 - Clear - 69 F									
6 Lorenzo Cain, R OBP: 0.336, SLG: 0.431	K			F8	L8			G5-3		4	0	0	0	0	1											
53 Melky Cabrera, S OBP: 0.336, SLG: 0.443	G6-3			35 1B				G5-3		4	0	2	0	0	0											
35 Eric Hosmer, L OBP: 0.384, SLG: 0.502		G2-3			8 BB					3	0	1	0	1	1											
13 Salvador Perez, R OBP: 0.304, SLG: 0.500		K								4	0	0	0	0	3	4	livebaseballscores.com									
8 Mike Moustakas, L OBP: 0.318, SLG: 0.555										2	0	0	0	2	1	2										
2 Alcides Escobar, R OBP: 0.259, SLG: 0.318		L9								4	0	0	0	0	0	5										
19 Cheslor Cuthbert, R OBP: 0.266, SLG: 0.322			L8							3	0	0	0	0	2	0										
4 Alex Gordon, L OBP: 0.288, SLG: 0.291			K							3	0	0	0	0	2	0										
Inning Stats	R: 0 E: 0 K: 1 S: 7	H: 0 LOB: 0 BB: 0 P: 9	R: 0 E: 0 K: 1 S: 9	H: 0 LOB: 1 BB: 1 P: 18	R: 0 E: 0 K: 2 S: 10	H: 0 LOB: 0 BB: 0 P: 14	R: 0 E: 0 K: 1 S: 15	H: 2 LOB: 3 BB: 1 P: 27	R: 0 E: 0 K: 2 S: 12	H: 1 LOB: 1 BB: 0 P: 18	R: 0 E: 0 K: 2 S: 14	H: 1 LOB: 1 BB: 0 P: 20	R: 0 E: 0 K: 1 S: 7	H: 0 LOB: 0 BB: 0 P: 11	R: 0 E: 0 K: 0 S: 9	H: 0 LOB: 0 BB: 0 P: 14		R: 0 E: 0 K: 1 S: 10	H: 0 LOB: 1 BB: 1 P: 16	1B: 4 2B: 0 3B: 0 HR: 0	SF: 0 SAC: 0 DP: 0 HBP: 0	WP: 1 PB: 0 SB: 0 CS: 0	PA: 34			
PITCHER	IP	WLS	BF	H	R	ER	SO	BB	IBB	HBP	BLK	WP	HR	S	P	ERA		WHIP								
52 Mike Clevinger, R ERA: 3.72	6.0	W	24	4	0	0	9	2	0	0	0	0	0	67	106	0.00		1.000								
27 Bryan Shaw, R ERA: 3.25	1.0	H	3	0	0	0	1	0	0	0	0	0	0	7	11	0.00	0.000									
61 Dan Otero, R ERA: 3.02	1.0		3	0	0	0	0	0	0	0	0	0	0	9	14	0.00	0.000									
37 Cody Allen, R ERA: 2.94	1.0		4	0	0	0	1	1	0	0	0	1	0	10	16	0.00	1.000									

Batter	1	2	3	4	5	6	7	8	9	AB	R	H	RBI	BB	SO	LOB	BOTTOM								
12 Francisco Lindor, S OBP: 0.325, SLG: 0.474	F7									3	0	1	0	1	0	0	Kansas City Royals @ Cleveland Indians Progressive Field, Cleveland, OH Sat Aug 26 2017, 7:12 PM - 9:50 PM EDT Att: 34,273 - Clear - 69 F								
26 Austin Jackson, R OBP: 0.374, SLG: 0.479	F9			K						4	0	0	0	0	2	4									
11 José Ramírez, S OBP: 0.351, SLG: 0.511	P2			F9						4	0	0	0	0	0	1									
10 Edwin Encarnación, R OBP: 0.372, SLG: 0.488			K							4	1	1	1	0	1	0									
32 Jay Bruce, L OBP: 0.331, SLG: 0.529		K								3	0	0	0	1	1	0	livebaseballscores.com								
41 Carlos Santana, S OBP: 0.356, SLG: 0.450										4	1	1	1	0	0	1									
Yandy Diaz, R OBP: 0.294, SLG: 0.289										2	0	0	0	0	0	0									
39 Gio Urshela, R OBP: 0.255, SLG: 0.247										1	0	0	0	0	0	0									
Bradley Zimmer, L OBP: 0.320, SLG: 0.395		G6-3								3	1	2	0	0	0	0									
55 Roberto Pérez, R OBP: 0.292, SLG: 0.314										2	1	1	2	1	1	0									
Inning Stats	R: 0 E: 0 K: 0 S: 6	H: 0 LOB: 0 BB: 0 P: 9	R: 0 E: 0 K: 2 S: 10	H: 0 LOB: 0 BB: 0 P: 15	R: 0 E: 0 K: 1 S: 7	H: 0 LOB: 0 BB: 0 P: 10	R: 0 E: 0 K: 1 S: 8	H: 0 LOB: 0 BB: 0 P: 12	R: 0 E: 0 K: 0 S: 7	H: 0 LOB: 0 BB: 0 P: 12	R: 2 E: 0 K: 0 S: 12	H: 3 LOB: 1 BB: 0 P: 16	R: 2 E: 0 K: 1 S: 14	H: 3 LOB: 3 BB: 2 P: 23	R: 0 E: 0 K: 0 S: 9	H: 0 LOB: 1 BB: 1 P: 16		1B: 3 2B: 0 3B: 0 HR: 3	SF: 0 SAC: 0 DP: 0 HBP: 0	WP: 0 PB: 0 SB: 1 CS: 0	PA: 33				
PITCHER	IP	WLS	BF	H	R	ER	SO	BB	IBB	HBP	BLK	WP	HR	S	P	ERA		WHIP							
39 Jason Hammel, R ERA: 4.76	6.2	L	27	6	4	4	4	1	0	0	0	0	0	60	89	5.40	1.050								
32 Brandon Maurer, R ERA: 5.96	0.1		2	0	0	0	1	1	0	0	0	0	0	4	8	0.00	3.000								
49 Ryan Buchter, L ERA: 3.29	1.0		4	0	0	0	0	1	0	0	0	0	0	9	16	0.00	1.000								

Batter	1	2	3	4	5	6	7	8	9	AB	R	H	RBI	BB	SO	LOB	TOP										
15 Whit Merrifield, R OBP: 0.320, SLG: 0.459										4	0	1	0	0	2	0	Kansas City Royals @ Cleveland Indians Progressive Field, Cleveland, OH Sun Aug 27 2017, 1:11 PM - 3:50 PM EDT Att: 32,229 - Cloudy - 73 F										
6 Lorenzo Cain, R OBP: 0.350, SLG: 0.430										3	0	1	0	0	1	1											
38 Jorge Bonifacio, R OBP: 0.321, SLG: 0.430										2	0	1	0	0	1	0											
35 Eric Hosmer, L OBP: 0.394, SLG: 0.592										4	0	2	0	0	0	1											
37 Brandon Moss, L OBP: 0.288, SLG: 0.430										4	0	0	0	0	1	2											
53 Melky Cabrera, S OBP: 0.337, SLG: 0.445										3	0	1	0	0	1	1											
8 Mike Moustakas, L OBP: 0.316, SLG: 0.550										3	0	0	0	0	0	3											
19 Cheslor Cuthbert, R OBP: 0.268, SLG: 0.322										3	0	0	0	0	1	2											
2 Alcides Escobar, R OBP: 0.257, SLG: 0.316										3	0	0	0	0	2	0											
4 Alex Gordon, L OBP: 0.286, SLG: 0.289										3	0	0	0	0	1	2											
9 Drew Butera, R OBP: 0.308, SLG: 0.360										3	0	0	0	0	2	0											
Inning Stats	R: 0 E: 0 K: 1 S: 7	H: 0 LOB: 0 BB: 0 P: 10	R: 0 E: 0 K: 2 S: 8	H: 1 LOB: 1 BB: 0 P: 10	R: 0 E: 0 K: 2 S: 11	H: 1 LOB: 1 BB: 0 P: 14	R: 0 E: 0 K: 0 S: 4	H: 1 LOB: 0 BB: 0 P: 5	R: 0 E: 0 K: 0 S: 8	H: 0 LOB: 0 BB: 0 P: 13	R: 0 E: 0 K: 3 S: 14	H: 1 LOB: 1 BB: 0 P: 17	R: 0 E: 0 K: 0 S: 10	H: 2 LOB: 2 BB: 0 P: 14	R: 0 E: 0 K: 2 S: 10	H: 0 LOB: 0 BB: 0 P: 14	R: 0 E: 0 K: 0 S: 6	H: 0 LOB: 0 BB: 0 P: 9	1B: 5 2B: 1 3B: 0 HR: 0	SF: 0 SAC: 0 DP: 1 HBP: 0	WP: 0 PB: 0 SB: 0 CS: 0	PA: 32					
PITCHER	IP	WLS	BF	H	R	ER	SO	BB	IBB	HBP	BLK	WP	HR	S	P	ERA	WHIP										
59 Carlos Carrasco, R ERA: 3.78	7.0	W	26	6	0	0	8	0	0	0	0	0	0	62	83	0.00	0.857										
Craig Breslow, L ERA: 5.09	1.0		3	0	0	0	2	0	0	0	0	0	0	10	14	0.00	0.000										
34 Zach McAllister, R ERA: 2.52	1.0		3	0	0	0	0	0	0	0	0	0	0	6	9	0.00	0.000										

Batter	1	2	3	4	5	6	7	8	9	AB	R	H	RBI	BB	SO	LOB	BOTTOM										
12 Francisco Lindor, S OBP: 0.328, SLG: 0.481										3	2	2	2	1	0	0	Kansas City Royals @ Cleveland Indians Progressive Field, Cleveland, OH Sun Aug 27 2017, 1:11 PM - 3:50 PM EDT Att: 32,229 - Cloudy - 73 F										
39 Gio Urshela, R OBP: 0.253, SLG: 0.245										5	2	3	0	0	0	1											
26 Austin Jackson, R OBP: 0.378, SLG: 0.487										4	1	2	1	0	0	1											
11 José Ramírez, S OBP: 0.352, SLG: 0.513										1	0	0	0	0	0	1											
9 Erik González, R OBP: 0.265, SLG: 0.390										4	1	2	1	0	0	1											
10 Edwin Encarnación, R OBP: 0.371, SLG: 0.484										3	1	0	1	1	0	2											
55 Roberto Pérez, R OBP: 0.296, SLG: 0.318										4	1	1	3	1	1	2											
41 Carlos Santana, S OBP: 0.356, SLG: 0.455										4	1	3	1	1	0	1											
Brandon Guyer, R OBP: 0.337, SLG: 0.340										4	1	3	1	1	0	1											
Yandy Díaz, R OBP: 0.322, SLG: 0.316										3	1	2	0	2	0	2											
Bradley Zimmer, L OBP: 0.318, SLG: 0.392										5	1	1	0	0	2	6											
7 Yan Gomes, R OBP: 0.310, SLG: 0.370										4	2	2	4	0	2	2											
Inning Stats	R: 3 E: 0 K: 1 S: 24	H: 4 LOB: 2 BB: 1 P: 36	R: 9 E: 1 K: 0 S: 26	H: 8 LOB: 0 BB: 2 P: 41	R: 0 E: 0 K: 0 S: 11	H: 0 LOB: 0 BB: 2 P: 24	R: 0 E: 0 K: 1 S: 8	H: 0 LOB: 0 BB: 0 P: 11	R: 0 E: 0 K: 0 S: 5	H: 1 LOB: 1 BB: 0 P: 10	R: 0 E: 0 K: 1 S: 7	H: 1 LOB: 2 BB: 1 P: 16	R: 0 E: 0 K: 0 S: 6	H: 1 LOB: 0 BB: 0 P: 11	R: 0 E: 0 K: 2 S: 12	H: 2 LOB: 2 BB: 0 P: 18	1B: 11 2B: 3 3B: 0 HR: 3	SF: 0 SAC: 0 DP: 3 HBP: 0	WP: 0 PB: 0 SB: 0 CS: 0	PA: 44							
PITCHER	IP	WLS	BF	H	R	ER	SO	BB	IBB	HBP	BLK	WP	HR	S	P	ERA	WHIP										
69 Eric Skoglund, L ERA: 10.64	1.1	L	13	7	7	7	1	2	0	0	0	0	1	34	53	47.25	6.750										
64 Oneilki García, L ERA: 7.94	5.2		26	8	5	5	2	4	0	0	0	0	2	53	96	7.94	2.118										
40 Kelvin Herrera, R ERA: 3.88	1.0		5	2	0	0	2	0	0	0	0	0	0	12	18	0.00	2.000										

livebaseballscorecards.com

AB 32
R 0
H 6
RBI 0
BB 0
SO 10
LOB 11

livebaseballscorecards.com

AB 38
R 12
H 17
RBI 12
BB 6
SO 5
LOB 18

Batter	1	2	3	4	5	6	7	8	9	AB	R	H	RBI	BB	SO	LOB	TOP										
12 Francisco Lindor, S OBP: 0.326, SLG: 0.477	G3		K			K		G3		4	0	0	0	0	2	0	Cleveland Indians @ New York Yankees Yankee Stadium, Bronx, NY Mon Aug 28 2017, 7:09 PM - 9:50 PM EDT Att: 36,253 - Partly Cloudy - 72 F										
26 Austin Jackson, R OBP: 0.377, SLG: 0.498	K			K		K		HR		4	1	1	1	0	3	0											
11 José Ramírez, S OBP: 0.355, SLG: 0.527	HR			BB		HR		F9		3	2	2	2	1	0	0											
10 Edwin Encarnación, R OBP: 0.370, SLG: 0.481	G4-3			BB		G3		L8		3	0	0	0	1	0	0											
32 Jay Bruce, L OBP: 0.330, SLG: 0.526	G5-3			BB		G4-3		K		3	0	0	0	1	1	0											
41 Carlos Santana, S OBP: 0.357, SLG: 0.461	G3			K		HR		2B		3	2	1	1	1	1	2											
Bradley Zimmer, L OBP: 0.320, SLG: 0.397	K					1B		2B		4	1	2	1	0	2	0											
7 Yan Gomes, R OBP: 0.307, SLG: 0.365	P6			P3		K		K		4	0	0	0	0	2	2											
39 Gio Urshela, R OBP: 0.243, SLG: 0.235	L9			L6		G4-3		K		4	0	0	0	0	1	1											
Inning Stats	R: 1 H: 1 E: 0 K: 1 S: 11	L: 1 LOB: 0 BB: 0 P: 18	R: 0 H: 0 E: 0 K: 1 S: 5	L: 0 LOB: 0 BB: 0 P: 8	R: 0 H: 0 E: 0 K: 1 S: 7	L: 0 LOB: 0 BB: 0 P: 10	R: 0 H: 0 E: 0 K: 2 S: 11	L: 0 LOB: 2 BB: 3 P: 25	R: 0 H: 0 E: 0 K: 1 S: 8	L: 0 LOB: 0 BB: 0 P: 11	R: 1 H: 1 E: 0 K: 2 S: 14	L: 1 LOB: 0 BB: 0 P: 19	R: 2 H: 2 E: 0 K: 1 S: 13	L: 2 LOB: 0 BB: 0 P: 21	R: 1 H: 1 E: 0 K: 0 S: 9	L: 1 LOB: 0 BB: 0 P: 18		R: 1 H: 1 E: 0 K: 3 S: 12	L: 1 LOB: 1 BB: 1 P: 18	1B: 1 2B: 1 3B: 0 HR: 4	SF: 0 SAC: 0 DP: 0 HBP: 0	WP: 2 SB: 0 CS: 0	PA: 36				
PITCHER	IP	WLS	BF	H	R	ER	SO	BB	IBB	HBP	BLK	WP	HR	S	P	ERA	WHIP										
40 Luis Severino, R ERA: 3.14	6.2	L	26	4	4	3	9	3	0	0	0	0	3	67	108	4.05	1.050										
43 Adam Warren, R ERA: 2.44	1.1		5	1	1	1	0	0	0	0	0	1	1	11	22	6.75	0.750										
Chasen Shreve, L ERA: 3.22	1.0		5	1	1	1	3	1	0	0	0	1	0	12	18	9.00	2.000										

Batter	1	2	3	4	5	6	7	8	9	AB	R	H	RBI	BB	SO	LOB	BOTTOM										
11 Brett Gardner, L OBP: 0.347, SLG: 0.434	G4-3		L3			K		G4-1		4	0	0	0	0	1	1	Cleveland Indians @ New York Yankees Yankee Stadium, Bronx, NY Mon Aug 28 2017, 7:09 PM - 9:50 PM EDT Att: 36,253 - Partly Cloudy - 72 F										
31 Aaron Hicks, S OBP: 0.361, SLG: 0.467	K			K		BB		F8		3	0	0	0	1	2	0											
24 Gary Sánchez, R OBP: 0.346, SLG: 0.534	K			E5		F8		P3		4	0	0	0	0	1	1											
18 Didi Gregorius, L OBP: 0.330, SLG: 0.487	F8			F9		F7		G4-3		4	0	0	0	0	2	2											
14 Starlin Castro, R OBP: 0.347, SLG: 0.473	G4-3			L4		P3		K		4	0	0	0	0	1	2											
33 Greg Bird, L OBP: 0.275, SLG: 0.212	K			L8		K		K		3	0	0	0	0	2	0											
12 Chase Headley, S OBP: 0.355, SLG: 0.411	HR			G4-3		G4-3		G4-3		3	1	1	1	0	0	0											
22 Jacoby Ellsbury, L OBP: 0.324, SLG: 0.385	L7			2B		G4-3		G4-3		3	1	1	0	0	0	0											
29 Todd Frazier, R OBP: 0.333, SLG: 0.413	K			2B		G5-3		G5-3		3	0	1	1	0	1	0											
Inning Stats	R: 0 H: 0 E: 0 K: 2 S: 10	L: 0 LOB: 0 BB: 0 P: 13	R: 0 H: 0 E: 0 K: 1 S: 9	L: 0 LOB: 0 BB: 0 P: 13	R: 1 H: 1 E: 0 K: 1 S: 7	L: 1 LOB: 0 BB: 0 P: 10	R: 0 H: 0 E: 1 K: 1 S: 12	L: 0 LOB: 1 BB: 0 P: 16	R: 1 H: 2 E: 0 K: 1 S: 13	L: 2 LOB: 1 BB: 0 P: 21	R: 0 H: 0 E: 0 K: 0 S: 8	L: 0 LOB: 1 BB: 1 P: 14	R: 0 H: 0 E: 0 K: 1 S: 5	L: 0 LOB: 0 BB: 0 P: 8	R: 0 H: 0 E: 0 K: 0 S: 8	L: 0 LOB: 0 BB: 0 P: 15		R: 0 H: 0 E: 0 K: 1 S: 8	L: 0 LOB: 0 BB: 0 P: 10	1B: 1 2B: 1 3B: 0 HR: 1	SF: 0 SAC: 0 DP: 0 HBP: 0	WP: 0 SB: 0 CS: 0	PA: 32				
PITCHER	IP	WLS	BF	H	R	ER	SO	BB	IBB	HBP	BLK	WP	HR	S	P	ERA	WHIP										
28 Corey Kluber, R ERA: 2.63	8.0	W	29	3	2	2	7	1	0	0	0	0	1	72	110	2.25	0.500										
37 Cody Allen, R ERA: 2.89	1.0		3	0	0	0	1	0	0	0	0	0	0	8	10	0.00	0.000										

Batter	1	2	3	4	5	6	7	8	9	AB	R	H	RBI	BB	SO	LOB	TOP								
12 Francisco Lindor, S OBP: 0.329, SLG: 0.480										4	0	1	1	1	1	1	Cleveland Indians @ Detroit Tigers Comerica Park, Detroit, MI Fri Sep 01 2017, 1:12 PM - 4:35 PM EDT Att: 26,093 - Partly Cloudy - G2 F								
26 Austin Jackson, R OBP: 0.360, SLG: 0.488										4	0	1	0	0	2	4									
8 Lonnie Chisenhall, L OBP: 0.374, SLG: 0.574										1	0	0	0	0	1	1									
11 José Ramírez, S OBP: 0.356, SLG: 0.529										4	0	1	0	0	0	4									
10 Edwin Encarnación, R OBP: 0.371, SLG: 0.492										4	1	1	1	0	1	2									
Bradley Zimmer, L OBP: 0.313, SLG: 0.387										0	0	0	0	0	0	0									
41 Carlos Santana, S OBP: 0.333, SLG: 0.462										4	0	1	0	0	0	0									
Yandy Díaz, R OBP: 0.358, SLG: 0.318										4	0	1	0	0	1	1									
Brandon Guyer, R OBP: 0.333, SLG: 0.331										3	1	1	0	1	1	1									
55 Roberto Pérez, R OBP: 0.295, SLG: 0.317										0	0	0	0	0	0	0									
7 Yan Gomes, R OBP: 0.305, SLG: 0.372										3	0	1	0	0	1	3									
Abraham Almonte, S OBP: 0.302, SLG: 0.366										1	0	0	0	0	0	0									
9 Erik González, R OBP: 0.273, SLG: 0.395										0	0	0	0	0	0	0									
39 Gio Urshela, R OBP: 0.255, SLG: 0.240										3	0	2	1	0	0	0									
32 Jay Bruce, L OBP: 0.329, SLG: 0.526										1	1	1	0	0	0	0									
Inning Stats	R: 0 E: 0 K: 0 S: 10	H: 1 LOB: 0 BB: 0 P: 13	R: 0 E: 0 K: 1 S: 16	H: 1 LOB: 2 BB: 1 P: 27	R: 0 E: 0 K: 2 S: 9	H: 0 LOB: 0 BB: 0 P: 15	R: 0 E: 0 K: 1 S: 8	H: 0 LOB: 0 BB: 0 P: 14	R: 1 E: 0 K: 1 S: 18	H: 3 LOB: 3 BB: 1 P: 29	R: 1 E: 0 K: 1 S: 14	H: 2 LOB: 1 BB: 0 P: 21	R: 0 E: 0 K: 0 S: 14	H: 2 LOB: 2 BB: 0 P: 22	R: 0 E: 0 K: 1 S: 5	H: 0 LOB: 0 BB: 0 P: 11	R: 1 E: 0 K: 1 S: 12	H: 2 LOB: 0 BB: 0 P: 17	1B: 7 2B: 2 3B: 1 HR: 1	SF: 0 SAC: 0 DP: 1 HBP: 0	WP: 1 PB: 0 SB: 0 CS: 1	PA: 38			
PITCHER	IP	WLS	BF	H	R	ER	SO	BB	IBB	HBP	BLK	WP	HR	S	P	ERA	WHIP								
48 Matthew Boyd, L ERA: 5.92	5.0		21	5	1	1	5	2	0	0	0	0	0	61	98	1.80	1.400								
54 Drew VerHagen, R ERA: 6.35	1.0		5	2	1	1	1	0	0	0	0	1	1	14	21	9.00	2.000								
77 Joe Jiménez, R ERA: 10.5	1.0		5	2	0	0	0	0	0	0	0	0	0	14	22	0.00	2.000								
30 Alex Wilson, R ERA: 3.62	1.0		3	0	0	0	1	0	0	0	0	0	0	5	11	0.00	0.000								
61 Shane Greene, R ERA: 2.72	1.0	L	4	2	1	1	1	0	0	0	0	0	0	12	17	9.00	2.000								

Batter	1	2	3	4	5	6	7	8	9	AB	R	H	RBI	BB	SO	LOB	BOTTOM								
3 Ian Kinsler, R OBP: 0.319, SLG: 0.392										5	0	0	0	0	1	5	Cleveland Indians @ Detroit Tigers Comerica Park, Detroit, MI Fri Sep 01 2017, 1:12 PM - 4:35 PM EDT Att: 26,093 - Partly Cloudy - G2 F								
14 Alex Presley, L OBP: 0.344, SLG: 0.376										5	1	2	0	0	0	0									
24 Miguel Cabrera, R OBP: 0.335, SLG: 0.400										5	0	0	0	0	2	4									
9 Nick Castellanos, R OBP: 0.309, SLG: 0.457										4	0	2	0	0	0	0									
15 Mikie Mahtook, R OBP: 0.333, SLG: 0.457										3	0	1	1	0	2	1									
74 Efen Navarro, L OBP: 0.333, SLG: 0.457										4	0	0	0	0	2	3									
34 James McCann, R OBP: 0.329, SLG: 0.445										4	1	3	0	0	1	1									
17 Andrew Romine, S OBP: 0.300, SLG: 0.357										0	0	0	0	0	0	0									
40 JaCoby Jones, R OBP: 0.268, SLG: 0.250										4	0	1	0	0	3	2									
1 Jose Iglesias, R OBP: 0.297, SLG: 0.376										4	0	3	1	0	0	1									
Inning Stats	R: 0 E: 0 K: 0 S: 8	H: 0 LOB: 0 BB: 0 P: 12	R: 0 E: 0 K: 1 S: 8	H: 0 LOB: 1 BB: 0 P: 17	R: 0 E: 0 K: 1 S: 6	H: 1 LOB: 0 BB: 0 P: 10	R: 0 E: 0 K: 1 S: 9	H: 0 LOB: 0 BB: 0 P: 12	R: 1 E: 0 K: 2 S: 13	H: 3 LOB: 2 BB: 0 P: 18	R: 0 E: 0 K: 1 S: 12	H: 1 LOB: 1 BB: 0 P: 18	R: 0 E: 0 K: 2 S: 12	H: 1 LOB: 1 BB: 0 P: 16	R: 1 E: 0 K: 2 S: 18	H: 3 LOB: 2 BB: 0 P: 29	R: 0 E: 0 K: 1 S: 16	H: 3 LOB: 3 BB: 0 P: 22	1B: 11 2B: 1 3B: 0 HR: 0	SF: 0 SAC: 0 DP: 1 HBP: 1	WP: 0 PB: 0 SB: 0 CS: 0	PA: 39			
PITCHER	IP	WLS	BF	H	R	ER	SO	BB	IBB	HBP	BLK	WP	HR	S	P	ERA	WHIP								
59 Carlos Carrasco, R ERA: 3.67	7.0		27	6	1	1	8	0	0	0	0	0	0	68	103	1.29	0.857								
27 Bryan Shaw, R ERA: 3.29	0.2	H	4	2	1	1	2	0	0	0	0	0	0	12	20	13.50	3.000								
37 Cody Allen, R ERA: 2.77	1.0	W	7	4	0	0	1	0	0	0	0	0	0	20	28	0.00	4.000								
38 Joe Smith, R ERA: 3.11	0.1	S	1	0	0	0	0	0	0	0	0	0	0	2	3	0.00	0.000								

AB	36
R	3
H	11
RBI	3
BB	2
SO	8
LOB	17

AB	38
R	2
H	12
RBI	2
BB	0
SO	11
LOB	17



Batter	1	2	3	4	5	6	7	8	9	AB R H RBI BB SO LOB	TOP									
12 Francisco Lindor, S OBP: 0.329, SLG: 0.481	G6-3	G3			1B		1B		FC5-4 BB	4 0 2 1 1 0 1	Cleveland Indians @ Chicago White Sox Guaranteed Rate Field, Chicago, IL Mon Sep 04 2017, 1:12 PM - 4:23 PM CDT Att: 16,848 - Cloudy - 83 F									
26 Austin Jackson, R OBP: 0.372, SLG: 0.484	K		G4-3		F8		G5-3		FC5-4	5 0 0 0 0 1 3										
11 José Ramírez, S OBP: 0.363, SLG: 0.558			G1-3		L4			HR		3 1 1 1 1 0 0										
8 Lonnie Chisenhall, L OBP: 0.377, SLG: 0.568	F7		K2-3			K		BB		3 0 0 0 1 2 1										
41 Carlos Santana, S OBP: 0.360, SLG: 0.465		HR			G3 1B		K	P2		4 2 2 1 0 1 1										
Yandy Díaz, R OBP: 0.368, SLG: 0.333		G4-3			L6		G6-3			3 1 1 0 0 0 1										
39 Gio Urshela, R OBP: 0.273, SLG: 0.272		55 2B						1B		1 0 1 0 0 0 0										
Abraham Almonte, S OBP: 0.306, SLG: 0.368		F9			G3		G1-2-3 1B	F7		3 1 0 0 1 0 3										
Francisco Mejía, S OBP: 0.167, SLG: 0.167		G4-3					G1-2-3		G4-3	4 0 1 1 0 0 2										
55 Roberto Pérez, R OBP: 0.310, SLG: 0.362					K		K		FC5-4 2B	4 0 2 1 0 2 2										
Inning Stats	R: 0 H: 0 E: 0 K: 1 S: 9	H: 0 LOB: 1 BB: 1 P: 15	R: 2 H: 3 E: 0 K: 0 S: 15	H: 3 LOB: 1 BB: 0 P: 23	R: 0 H: 0 E: 0 K: 1 S: 7	H: 0 LOB: 0 BB: 0 P: 9	R: 1 H: 2 E: 0 K: 1 S: 10	H: 2 LOB: 1 BB: 0 P: 18	R: 0 H: 0 E: 0 K: 2 S: 12	H: 0 LOB: 0 BB: 0 P: 13	R: 1 H: 1 E: 0 K: 1 S: 13	H: 1 LOB: 1 BB: 1 P: 23	R: 1 H: 2 E: 0 K: 0 S: 15	H: 2 LOB: 1 BB: 1 P: 23	R: 0 H: 1 E: 0 K: 0 S: 8	H: 1 LOB: 1 BB: 1 P: 16	1B: 5 2B: 3 3B: 0 HR: 2	SF: 0 SAC: 0 DP: 1 HBP: 0	WP: 0 PB: 0 SB: 0 CS: 1	PA: 38
PITCHER	IP WLS BF H R ER SO BB IBB HBP BLK WP HR S P ERA WHIP											IP WLS BF H R ER SO BB IBB HBP BLK WP HR S P ERA WHIP								
33 James Shields, R ERA: 5.72	6.1 L 26 6 4 4 5 2 0 0 0 0 0 1 63 102 5.68 1.263																			
52 Jake Petricka, R ERA: 7.01	0.2 3 1 0 0 1 0 0 0 0 0 0 10 15 0.00 1.500																			
54 Chris Beck, R ERA: 6.29	1.0 5 2 1 1 0 1 0 0 0 0 0 1 15 23 9.00 3.000																			
68 Dylan Covey, R ERA: 8.41	1.0 4 1 0 0 0 1 0 0 0 0 0 0 8 16 0.00 2.000																			

AB 34
R 5
H 10
RBI 5
BB 4
SO 6
LOB 14



Batter	1	2	3	4	5	6	7	8	9	AB R H RBI BB SO LOB	BOTTOM											
39 Alen Hanson, S OBP: 0.257, SLG: 0.352	G4-3		K		F9		G6-3			4 0 0 0 0 1 1	Cleveland Indians @ Chicago White Sox Guaranteed Rate Field, Chicago, IL Mon Sep 04 2017, 1:12 PM - 4:23 PM CDT Att: 16,848 - Cloudy - 83 F											
5 Yolmer Sánchez, S OBP: 0.318, SLG: 0.397			F7			HBP		G3-1		2 0 0 0 0 0 0												
79 José Abreu, R OBP: 0.353, SLG: 0.538					G6-3		G5-4-3		G6-4-3 1B	4 0 1 0 0 0 2												
26 Avisail García, R OBP: 0.372, SLG: 0.492			K		K		BB		G6-4-3	3 0 0 0 1 2 2												
24 Matt Davidson, R OBP: 0.271, SLG: 0.475					K		K		F7	4 0 1 0 0 2 1												
38 Omar Narváez, L OBP: 0.371, SLG: 0.332			L8		P6		G3-1		FC5-4 BB	3 0 0 0 1 0 1												
7 Tim Anderson, R OBP: 0.284, SLG: 0.396			K				G3-1		FC5-4 48 BB	4 2 2 0 0 1 2												
48 Rymer Liriano, R OBP: 0.273, SLG: 0.600			K							3 1 2 3 1 1 1												
41 Adam Engel, R OBP: 0.249, SLG: 0.284									BB	3 0 0 0 0 2 1												
44 Rob Brantly, L OBP: 0.222, SLG: 0.125			K		K		G4-3		K	1 0 0 0 0 1 2												
Inning Stats	R: 0 H: 0 E: 0 K: 1 S: 11	H: 1 LOB: 1 BB: 0 P: 18	R: 0 H: 0 E: 0 K: 2 S: 11	H: 1 LOB: 0 BB: 0 P: 18	R: 0 H: 0 E: 0 K: 2 S: 9	H: 0 LOB: 0 BB: 0 P: 13	R: 0 H: 0 E: 0 K: 2 S: 8	H: 0 LOB: 0 BB: 0 P: 12	R: 2 H: 2 E: 0 K: 1 S: 8	H: 2 LOB: 0 BB: 0 P: 14	R: 0 H: 0 E: 0 K: 1 S: 10	H: 0 LOB: 1 BB: 1 P: 18	R: 1 H: 2 E: 0 K: 0 S: 11	H: 2 LOB: 1 BB: 0 P: 16	R: 0 H: 1 E: 0 K: 0 S: 6	H: 1 LOB: 0 BB: 0 P: 8	R: 0 H: 0 E: 0 K: 1 S: 10	H: 0 LOB: 2 BB: 2 P: 23	1B: 4 2B: 1 3B: 0 HR: 1	SF: 0 SAC: 0 DP: 2 HBP: 2	WP: 0 PB: 0 SB: 0 CS: 0	PA: 36
PITCHER	IP WLS BF H R ER SO BB IBB HBP BLK WP HR S P ERA WHIP											IP WLS BF H R ER SO BB IBB HBP BLK WP HR S P ERA WHIP										
47 Trevor Bauer, R ERA: 4.39	6.1 W 24 3 2 2 9 1 0 2 0 0 0 0 6 9 27.00 6.000																					
36 Joe Smith, R ERA: 3.29	0.1 H 3 2 1 1 0 0 0 0 0 0 0 0 3 3 0.00 0.000																					
49 Tyler Olson, L ERA:	0.1 H 1 0 0 0 0 0 0 0 0 0 0 0 3 3 0.00 0.000																					
27 Bryan Shaw, R ERA: 3.34	1.0 H 3 1 0 0 0 0 0 0 0 0 0 0 6 8 0.00 1.000																					
37 Cody Allen, R ERA: 2.7	1.0 S 5 0 0 0 1 2 0 0 0 0 0 0 10 23 0.00 2.000																					

AB 31
R 3
H 6
RBI 3
BB 3
SO 10
LOB 13



Batter	1	2	3	4	5	6	7	8	9	AB	R	H	RBI	BB	SO	LOB	TOP	
12 Francisco Lindor, S OBP: 0.331, SLG: 0.484										6	3	3	1	0	0	0		
26 Austin Jackson, R OBP: 0.375, SLG: 0.496										3	1	1	1	1	0	0		
53 Greg Allen, S OBP: 0.294, SLG: 0.500										2	1	1	2	0	0	0		
Yandy Diaz, R OBP: 0.360, SLG: 0.321										2	1	0	0	1	0	1		
39 Gio Urshela, R OBP: 0.268, SLG: 0.267										1	0	0	0	0	0	0		
10 Edwin Encarnación, R OBP: 0.381, SLG: 0.501										3	1	2	3	1	1	1		
Francisco Mejia, S OBP: 0.296, SLG: 0.296										1	0	1	0	0	0	0		
41 Carlos Santana, S OBP: 0.366, SLG: 0.471										4	0	0	0	1	0	3		
Tyler Naquin, L OBP: 0.267, SLG: 0.296										0	0	0	0	0	0	0		
8 Lonnie Chisenhall, L OBP: 0.379, SLG: 0.562										5	0	3	0	0	1	3		
7 Yan Gomes, R OBP: 0.310, SLG: 0.386										5	1	2	0	0	2	2		
Bradley Zimmer, L OBP: 0.309, SLG: 0.392										5	1	1	0	0	2	4		
9 Erik González, R OBP: 0.293, SLG: 0.469										4	2	2	4	0	0	3		
Inning Stats	R: 4 H: 5 E: 0 K: 1 S: 23	WLS: 5 BF: 23 LOB: 2 P: 35	H: 8 R: 7 ER: 7 SO: 4	R: 1 H: 1 E: 0 LOB: 1 K: 0 BB: 1 P: 25	R: 2 H: 2 E: 0 LOB: 0 K: 2 BB: 0 P: 20	R: 0 H: 0 E: 0 LOB: 1 K: 1 BB: 1 P: 16	R: 0 H: 1 E: 0 LOB: 1 K: 1 BB: 0 P: 16	R: 0 H: 1 E: 0 LOB: 3 K: 0 BB: 1 P: 25	R: 3 H: 3 E: 1 LOB: 0 K: 1 BB: 0 P: 25	R: 0 H: 2 E: 0 LOB: 1 K: 0 BB: 0 P: 8	R: 1 H: 1 E: 0 LOB: 0 K: 0 BB: 0 P: 12	1B: 6 2B: 4 3B: 1 HR: 5	SF: 1 SAC: 0 DP: 1 HBP: 1	WP: 1 PB: 0 SB: 1 CS: 0	PA: 47			
PITCHER	IP: 4.0 WLS: 5 BF: 23 LOB: 2 P: 35	ERA: 5.51	WHIP: 2.750	IP: 1.0 WLS: 1 BF: 7 LOB: 1 P: 25	ERA: 3.38	WHIP: 1.500	IP: 1.0 WLS: 1 BF: 7 LOB: 1 P: 25	ERA: 9.00	WHIP: 1.000	IP: 1.0 WLS: 1 BF: 7 LOB: 1 P: 25	ERA: 9.00	WHIP: 1.000	IP: 1.0 WLS: 1 BF: 7 LOB: 1 P: 25	ERA: 9.00	WHIP: 1.000	IP: 1.0 WLS: 1 BF: 7 LOB: 1 P: 25	ERA: 9.00	WHIP: 1.000

Cleveland Indians @ Chicago White Sox
Guaranteed Rate Field, Chicago, IL
 Thu Sep 07 2017, 7:10 PM - 10:08 PM CDT
 Att: 17,019 - Cloudy - 66 F

AB 41
R 11
H 16
RBI 11
BB 4
SO 6
LOB 17

Batter	1	2	3	4	5	6	7	8	9	AB	R	H	RBI	BB	SO	LOB	BOTTOM	
5 Yolver Sánchez, S OBP: 0.316, SLG: 0.398										4	1	1	1	0	2	0		
10 Yadir Moncada, S OBP: 0.321, SLG: 0.339										3	0	0	0	1	1	0		
79 José Abreu, R OBP: 0.348, SLG: 0.533										4	1	1	1	0	1	1		
30 Nicky Delmonico, L OBP: 0.408, SLG: 0.531										3	0	0	0	1	3	0		
26 Avisail García, R OBP: 0.372, SLG: 0.487										3	0	0	0	0	2	1		
48 Rymer Liriano, R OBP: 0.267, SLG: 0.462										0	0	0	0	0	0	0		
24 Matt Davidson, R OBP: 0.286, SLG: 0.471										3	0	0	0	0	2	1		
38 Omar Narváez, L OBP: 0.371, SLG: 0.532										3	0	1	0	0	0	1		
20 Tyler Saladino, R OBP: 0.264, SLG: 0.250										3	0	0	0	0	1	1		
41 Adam Engel, R OBP: 0.244, SLG: 0.291										3	0	0	0	0	2	1		
Inning Stats	R: 2 H: 2 E: 0 K: 2 S: 11	WLS: 2 BF: 25 LOB: 0 P: 16	H: 3 R: 2 ER: 2 SO: 3	R: 0 H: 0 E: 0 LOB: 0 K: 2 BB: 0 P: 10	R: 0 H: 0 E: 0 LOB: 0 K: 2 BB: 0 P: 11	R: 0 H: 0 E: 0 LOB: 0 K: 2 BB: 0 P: 16	R: 0 H: 1 E: 0 LOB: 1 K: 2 BB: 0 P: 16	R: 0 H: 0 E: 0 LOB: 0 K: 3 BB: 0 P: 13	R: 0 H: 0 E: 0 LOB: 1 K: 0 BB: 1 P: 14	R: 0 H: 0 E: 0 LOB: 0 K: 0 BB: 0 P: 9	R: 0 H: 0 E: 0 LOB: 0 K: 1 BB: 1 P: 12	1B: 1 2B: 0 3B: 0 HR: 2	SF: 0 SAC: 0 DP: 1 HBP: 0	WP: 0 PB: 0 SB: 0 CS: 0	PA: 31			
PITCHER	IP: 7.0 WLS: 2 BF: 25 LOB: 0 P: 16	ERA: 2.56	WHIP: 0.571	IP: 1.0 WLS: 0 BF: 3 LOB: 0 P: 10	ERA: 0.00	WHIP: 0.000	IP: 1.0 WLS: 0 BF: 3 LOB: 0 P: 11	ERA: 0.00	WHIP: 1.000	IP: 1.0 WLS: 0 BF: 3 LOB: 0 P: 12	ERA: 0.00	WHIP: 1.000	IP: 1.0 WLS: 0 BF: 3 LOB: 0 P: 12	ERA: 0.00	WHIP: 1.000	IP: 1.0 WLS: 0 BF: 3 LOB: 0 P: 12	ERA: 0.00	WHIP: 1.000

Cleveland Indians @ Chicago White Sox
Guaranteed Rate Field, Chicago, IL
 Thu Sep 07 2017, 7:10 PM - 10:08 PM CDT
 Att: 17,019 - Cloudy - 66 F

AB 29
R 2
H 3
RBI 2
BB 2
SO 14
LOB 6

Batter	1	2	3	4	5	6	7	8	9	AB	R	H	RBI	BB	SO	LOB	TOP										
1 Tim Beckham, R OBP: 0.338, SLG: 0.463	F9		13 BB		K			K		3	0	0	0	1	2	0	Baltimore Orioles @ Cleveland Indians Progressive Field, Cleveland, OH Fri Sep 08 2017, 7:11 PM - 9:51 PM EDT Att: 30,090 - Cloudy - 64 F										
13 Manny Machado, R OBP: 0.325, SLG: 0.502	F8		1B		K			G6-3		4	0	1	0	0	1	0											
6 Jonathan Schoop, R OBP: 0.350, SLG: 0.537	G5-3		K		G5-3			K		4	0	0	0	0	2	2											
10 Adam Jones, R OBP: 0.318, SLG: 0.472		16 BB			G3-1			L8		3	0	1	0	1	0	0											
16 Trey Mancini, R OBP: 0.339, SLG: 0.501		G5-4-3			1B			P4		4	0	2	0	0	0	2											
19 Chris Davis, L OBP: 0.315, SLG: 0.434					1B			19 WP		3	0	0	0	1	0	2											
45 Mark Trumbo, R OBP: 0.297, SLG: 0.414					F8			G6-3		3	0	0	0	1	0	2											
12 Seth Smith, L OBP: 0.348, SLG: 0.452					K			F7		3	0	0	0	0	2	0											
36 Caleb Joseph, R OBP: 0.303, SLG: 0.439					K			F9		2	0	0	0	0	1	0											
15 Chance Sisco, L (8, PH)					K					1	0	0	0	0	1	0											
Inning Stats	R: 0 E: 0 K: 0 S: 6	H: 0 LOB: 0 BB: 0 P: 11	R: 0 E: 0 K: 0 S: 12	H: 0 LOB: 1 BB: 2 P: 21	R: 0 E: 0 K: 3 S: 13	H: 1 LOB: 2 BB: 1 P: 23	R: 0 E: 0 K: 1 S: 9	H: 1 LOB: 1 BB: 0 P: 15	R: 0 E: 0 K: 2 S: 8	H: 0 LOB: 0 BB: 0 P: 13	R: 0 E: 0 K: 1 S: 10	H: 1 LOB: 1 BB: 0 P: 15	R: 0 E: 0 K: 1 S: 7	H: 0 LOB: 0 BB: 0 P: 11	R: 0 E: 0 K: 2 S: 8	H: 0 LOB: 0 BB: 0 P: 14	R: 0 E: 0 K: 1 S: 12	H: 1 LOB: 0 BB: 0 P: 18	1B: 4 2B: 0 3B: 0 HR: 0	SF: 0 SAC: 0 DP: 1 HBP: 0	WP: 1 PB: 0 SB: 0 CS: 0	PA: 33					
PITCHER	IP	WLS	BF	H	R	ER	SO	BB	IBB	HBP	BLK	WP	HR	S	P	ERA	WHIP										
52 Mike Clevinger, R ERA: 3.3	6.0	W	23	3	0	0	7	3	0	0	0	0	0	58	98	0.00	1.000										
49 Tyler Olson, L ERA:	1.0		3	0	0	0	1	0	0	0	0	0	0	7	11	0.00	0.000										
27 Bryan Shaw, R ERA: 3.24	1.0		3	0	0	0	2	0	0	0	0	0	0	8	14	0.00	0.000										
Nick Goody, R ERA: 2.76	1.0		4	1	0	0	1	0	0	0	0	1	0	12	18	0.00	1.000										

AB	30
R	0
H	4
RBI	0
BB	3
SO	11
LOB	8



Batter	1	2	3	4	5	6	7	8	9	AB	R	H	RBI	BB	SO	LOB	BOTTOM										
12 Francisco Lindor, S OBP: 0.333, SLG: 0.487	26 FC4-6	G6-4-3			2B			39 BB		3	1	2	0	1	0	1	Baltimore Orioles @ Cleveland Indians Progressive Field, Cleveland, OH Fri Sep 08 2017, 7:11 PM - 9:51 PM EDT Att: 30,090 - Cloudy - 64 F										
26 Austin Jackson, R OBP: 0.371, SLG: 0.489	FC4-6				K			32 WP		3	1	0	0	0	1	2											
Bradley Zimmer, L OBP: 0.311, SLG: 0.392	1B				G6-3			39 BB		0	0	0	0	1	0	0											
Yandy Diaz, R OBP: 0.330, SLG: 0.339	10 HR				G6-3			32 WP		3	2	2	0	0	0	0											
39 Gio Urshela, R OBP: 0.274, SLG: 0.267	1B				G6-3			10 G3		0	0	0	0	1	0	0											
10 Edwin Encarnación, R OBP: 0.380, SLG: 0.505	HR				G5-3			41 2B		4	1	1	3	0	1	4											
32 Jay Bruce, L OBP: 0.324, SLG: 0.519	K				F9			32 WP		4	0	0	0	0	2	3											
41 Carlos Santana, S OBP: 0.369, SLG: 0.474					G6-4-3			32 WP		3	0	2	1	1	0	0											
Brandon Guyer, R OBP: 0.300, SLG: 0.329					G6-4-3			32 WP		2	0	0	0	0	1	2											
8 Lonnie Chisenhall, L OBP: 0.300, SLG: 0.559	K				G6-4-3			32 WP		1	0	0	0	1	0	0											
55 Roberto Pérez, R OBP: 0.298, SLG: 0.346		P2			G5-3			G5-3		4	0	0	0	0	1	2											
9 Enri González, R OBP: 0.294, SLG: 0.459					K			G6-3		2	0	0	0	1	1	0											
Inning Stats	R: 3 E: 0 K: 2 S: 15	H: 2 LOB: 1 BB: 2 P: 27	R: 0 E: 0 K: 0 S: 8	H: 0 LOB: 0 BB: 1 P: 17	R: 0 E: 0 K: 1 S: 6	H: 0 LOB: 0 BB: 0 P: 11	R: 0 E: 0 K: 0 S: 11	H: 1 LOB: 0 BB: 0 P: 18	R: 0 E: 0 K: 1 S: 10	H: 1 LOB: 1 BB: 0 P: 15	R: 1 E: 0 K: 0 S: 13	H: 2 LOB: 2 BB: 1 P: 21	R: 1 E: 0 K: 2 S: 15	H: 1 LOB: 2 BB: 2 P: 25	R: 0 E: 0 K: 1 S: 10	H: 0 LOB: 0 BB: 0 P: 14	1B: 3 2B: 3 3B: 0 HR: 1	SF: 0 SAC: 0 DP: 2 HBP: 0	WP: 1 PB: 0 SB: 1 CS: 0	PA: 35							
PITCHER	IP	WLS	BF	H	R	ER	SO	BB	IBB	HBP	BLK	WP	HR	S	P	ERA	WHIP										
38 Wade Miley, L ERA: 4.96	5.2	L	24	6	4	4	4	3	0	0	0	0	0	13	24	9.00	2.000										
50 Miguel Castro, R ERA: 2.77	1.0		7	1	1	1	1	1	2	0	0	0	0	13	24	9.00	2.000										
48 Richard Bleier, L ERA: 1.95	1.0		3	0	0	0	1	0	0	0	0	1	0	12	14	0.00	0.000										
30 Chris Tillman, R ERA: 7.82	0.1		1	0	0	0	1	0	0	0	0	0	0	5	8	0.00	0.000										

AB	29
R	5
H	7
RBI	4
BB	6
SO	7
LOB	14



Batter	1	2	3	4	5	6	7	8	9	AB	R	H	RBI	BB	SO	LOB	TOP				
1 Tim Beckham, R (1,6) OBP: 0.337, SLG: 0.468										4	1	1	1	0	1	0	Baltimore Orioles @ Cleveland Indians Progressive Field, Cleveland, OH Sat Sep 09 2017, 1:08 PM - 3:58 PM EDT Att: 30,459 - Partly Cloudy - 64 F				
13 Manny Machado, R (1,5) OBP: 0.325, SLG: 0.590										4	1	1	0	0	1	0					
6 Jonathan Schoop, R (1,4) OBP: 0.347, SLG: 0.533										4	0	0	0	0	1	1					
10 Adam Jones, R (1,8) OBP: 0.319, SLG: 0.472										4	0	2	0	0	0	0					
16 Trey Mancini, R (1,7) OBP: 0.339, SLG: 0.499										4	0	1	1	0	3	1					
19 Chris Davis, L (1,3) OBP: 0.313, SLG: 0.431										3	0	0	0	0	1	2					
45 Mark Trumbo, R (1,10) OBP: 0.295, SLG: 0.411										3	0	0	0	0	2	0					
29 Welington Castillo, R (1,2) OBP: 0.333, SLG: 0.510										3	0	0	0	0	0	0					
18 Austin Hays, R (1,9) OBP: 0.347, SLG: 0.450										2	0	0	0	0	0	0					
12 Seth Smith, L (8,PH) OBP: 0.347, SLG: 0.450										1	0	0	0	0	1	0					
Inning Stats	R: 1 E: 0 K: 1 S: 17	H: 3 LOB: 2 BB: 0 P: 20	R: 0 E: 0 K: 0 S: 10	H: 0 LOB: 0 BB: 0 P: 15	R: 0 E: 0 K: 0 S: 7	H: 0 LOB: 0 BB: 0 P: 10	R: 0 E: 0 K: 1 S: 9	H: 0 LOB: 0 BB: 0 P: 13	R: 0 E: 0 K: 1 S: 13	H: 2 LOB: 1 BB: 0 P: 19	R: 0 E: 0 K: 1 S: 11	H: 0 LOB: 0 BB: 0 P: 14	R: 0 E: 0 K: 3 S: 10	H: 0 LOB: 0 BB: 0 P: 13	R: 0 E: 0 K: 1 S: 9	H: 0 LOB: 0 BB: 0 P: 10	1B: 4 2B: 0 3B: 0 HR: 1	SF: 0 SAC: 0 DP: 0 HBP: 0	WP: 0 PB: 0 SB: 0 CS: 0	PA: 32	
PITCHER	IP: 5.0 ERA: 5.13	WLS: 19 ERA: 3.14	BF: 4 ERA: 4.72	H: 4 ERA: 2.77	R: 2 ERA: 3.19	ER: 2 ERA: 3.19	SO: 3	BB: 0	IBB: 0	HBP: 0	BLK: 0	WP: 0	HR: 1	S: 54	P: 78	ERA: 3.60	WHIP: 0.800				
43 Josh Tomlin, R (1,1) ERA: 5.13	IP: 1.0 ERA: 3.14	WLS: 4 ERA: 4.72	BF: 1 ERA: 2.77	H: 1 ERA: 3.19	R: 0 ERA: 3.19	ER: 0 ERA: 3.19	SO: 0	BB: 0	IBB: 0	HBP: 0	BLK: 0	WP: 0	HR: 0	S: 12	P: 17	ERA: 0.00	WHIP: 1.000				
38 Joe Smith, R (6,1) ERA: 3.14	IP: 0.1 ERA: 4.72	WLS: 1 ERA: 2.77	BF: 1 ERA: 3.19	H: 0 ERA: 3.19	R: 0 ERA: 3.19	ER: 0 ERA: 3.19	SO: 0	BB: 0	IBB: 0	HBP: 0	BLK: 0	WP: 0	HR: 0	S: 3	P: 3	ERA: 0.00	WHIP: 0.000				
Craig Breslow, L (7,1) ERA: 4.72	IP: 0.2 ERA: 2.77	WLS: 2 ERA: 3.19	BF: 2 ERA: 3.19	H: 0 ERA: 3.19	R: 0 ERA: 3.19	ER: 0 ERA: 3.19	SO: 1	BB: 0	IBB: 0	HBP: 0	BLK: 0	WP: 0	HR: 0	S: 8	P: 11	ERA: 0.00	WHIP: 0.000				
Dan Otero, R (7,1) ERA: 2.77	IP: 1.0 ERA: 3.19	WLS: 3 ERA: 3.19	BF: 3 ERA: 3.19	H: 0 ERA: 3.19	R: 0 ERA: 3.19	ER: 0 ERA: 3.19	SO: 3	BB: 0	IBB: 0	HBP: 0	BLK: 0	WP: 0	HR: 0	S: 10	P: 13	ERA: 0.00	WHIP: 0.000				
27 Bryan Shaw, R (8,1) ERA: 3.19	IP: 1.0 ERA: 3.19	WLS: 3 ERA: 3.19	BF: 3 ERA: 3.19	H: 0 ERA: 3.19	R: 0 ERA: 3.19	ER: 0 ERA: 3.19	SO: 3	BB: 0	IBB: 0	HBP: 0	BLK: 0	WP: 0	HR: 0	S: 10	P: 13	ERA: 0.00	WHIP: 0.000				
37 Cody Allen, R (9,1) ERA: 2.65	IP: 1.0 ERA: 2.65	WLS: 3 ERA: 2.65	BF: 3 ERA: 2.65	H: 0 ERA: 2.65	R: 0 ERA: 2.65	ER: 0 ERA: 2.65	SO: 1	BB: 0	IBB: 0	HBP: 0	BLK: 0	WP: 0	HR: 0	S: 9	P: 10	ERA: 0.00	WHIP: 0.000				
Batter	1	2	3	4	5	6	7	8	9	AB	R	H	RBI	BB	SO	LOB	BOTTOM				
12 Francisco Lindor, S (1,6) OBP: 0.333, SLG: 0.490										4	1	1	1	0	0	1	Baltimore Orioles @ Cleveland Indians Progressive Field, Cleveland, OH Sat Sep 09 2017, 1:08 PM - 3:58 PM EDT Att: 30,459 - Partly Cloudy - 64 F				
8 Lonnie Chisenhall, L (1,7) OBP: 0.378, SLG: 0.553										4	1	1	0	0	2	1					
41 Carlos Santana, S (1,3) OBP: 0.371, SLG: 0.479										3	1	2	1	1	0	0					
10 Edwin Encarnación, R (1,10) OBP: 0.379, SLG: 0.503										4	0	1	0	0	0	2					
32 Jay Bruce, L (1,9) OBP: 0.323, SLG: 0.516										4	0	1	1	0	0	2					
Yandy Díaz, R (1,5) OBP: 0.385, SLG: 0.339										3	0	1	0	0	1	0					
9 Erik González, R (7,4) OBP: 0.291, SLG: 0.455										1	0	0	0	0	0	0					
Bradley Zimmer, L (1,8) OBP: 0.310, SLG: 0.389										3	0	0	0	0	2	2					
7 Yan Gomes, R (1,2) OBP: 0.309, SLG: 0.384										4	1	1	0	0	2	3					
39 Gio Urshela, R (1,4) OBP: 0.276, SLG: 0.277										3	0	1	1	0	1	0					
Inning Stats	R: 0 E: 0 K: 1 S: 7	H: 0 LOB: 0 BB: 0 P: 12	R: 0 E: 0 K: 0 S: 7	H: 0 LOB: 0 BB: 0 P: 13	R: 1 E: 0 K: 0 S: 8	H: 2 LOB: 1 BB: 0 P: 12	R: 1 E: 0 K: 1 S: 13	H: 3 LOB: 2 BB: 0 P: 22	R: 1 E: 0 K: 0 S: 17	H: 2 LOB: 1 BB: 0 P: 22	R: 0 E: 0 K: 2 S: 10	H: 0 LOB: 2 BB: 0 P: 15	R: 1 E: 0 K: 2 S: 18	H: 2 LOB: 2 BB: 1 P: 30	R: 0 E: 0 K: 2 S: 9	H: 0 LOB: 0 BB: 0 P: 14	1B: 5 2B: 3 3B: 0 HR: 1	SF: 0 SAC: 0 DP: 0 HBP: 1	WP: 0 PB: 0 SB: 1 CS: 0	PA: 35	
PITCHER	IP: 4.2 ERA: 4.19	WLS: 21 ERA: 2.55	BF: 21 ERA: 3.88	H: 7 ERA: 3.16	R: 3 ERA: 3.16	ER: 3 ERA: 3.16	SO: 2	BB: 0	IBB: 0	HBP: 1	BLK: 0	WP: 0	HR: 0	S: 49	P: 77	ERA: 5.79	WHIP: 1.500				
49 Gabriel Ynoa, R (1,1) ERA: 4.19	IP: 1.1 ERA: 2.55	WLS: 5 ERA: 3.88	BF: 5 ERA: 3.16	H: 0 ERA: 3.16	R: 0 ERA: 3.16	ER: 0 ERA: 3.16	SO: 2	BB: 0	IBB: 0	HBP: 0	BLK: 0	WP: 0	HR: 0	S: 13	P: 19	ERA: 0.00	WHIP: 0.000				
60 Mychal Givens, R (5,1) ERA: 2.55	IP: 0.2 ERA: 3.88	WLS: 2 ERA: 3.16	BF: 2 ERA: 3.16	H: 1 ERA: 3.16	R: 1 ERA: 3.16	ER: 1 ERA: 3.16	SO: 2	BB: 1	IBB: 0	HBP: 0	BLK: 0	WP: 0	HR: 1	S: 14	P: 23	ERA: 13.50	WHIP: 4.500				
56 Darren O'Day, R (7,1) ERA: 3.88	IP: 0.1 ERA: 3.16	WLS: 1 ERA: 3.16	BF: 1 ERA: 3.16	H: 0 ERA: 3.16	R: 0 ERA: 3.16	ER: 0 ERA: 3.16	SO: 0	BB: 0	IBB: 0	HBP: 0	BLK: 0	WP: 0	HR: 0	S: 4	P: 7	ERA: 0.00	WHIP: 0.000				
57 Donnie Hart, L (7,1) ERA: 3.16	IP: 1.0 ERA: 3.16	WLS: 3 ERA: 3.16	BF: 3 ERA: 3.16	H: 0 ERA: 3.16	R: 0 ERA: 3.16	ER: 0 ERA: 3.16	SO: 2	BB: 0	IBB: 0	HBP: 0	BLK: 0	WP: 0	HR: 0	S: 9	P: 14	ERA: 0.00	WHIP: 0.000				
35 Brad Brach, R (8,1) ERA: 2.69	IP: 1.0 ERA: 2.69	WLS: 3 ERA: 2.69	BF: 3 ERA: 2.69	H: 0 ERA: 2.69	R: 0 ERA: 2.69	ER: 0 ERA: 2.69	SO: 2	BB: 0	IBB: 0	HBP: 0	BLK: 0	WP: 0	HR: 0	S: 9	P: 14	ERA: 0.00	WHIP: 0.000				
PITCHER	IP: 1.1 ERA: 2.55	WLS: 5 ERA: 3.88	BF: 5 ERA: 3.16	H: 0 ERA: 3.16	R: 0 ERA: 3.16	ER: 0 ERA: 3.16	SO: 2	BB: 0	IBB: 0	HBP: 0	BLK: 0	WP: 0	HR: 0	S: 13	P: 19	ERA: 0.00	WHIP: 0.000				
49 Gabriel Ynoa, R (1,1) ERA: 4.19	IP: 1.1 ERA: 2.55	WLS: 5 ERA: 3.88	BF: 5 ERA: 3.16	H: 0 ERA: 3.16	R: 0 ERA: 3.16	ER: 0 ERA: 3.16	SO: 2	BB: 0	IBB: 0	HBP: 0	BLK: 0	WP: 0	HR: 0	S: 13	P: 19	ERA: 0.00	WHIP: 0.000				
60 Mychal Givens, R (5,1) ERA: 2.55	IP: 0.2 ERA: 3.88	WLS: 2 ERA: 3.16	BF: 2 ERA: 3.16	H: 1 ERA: 3.16	R: 1 ERA: 3.16	ER: 1 ERA: 3.16	SO: 2	BB: 1	IBB: 0	HBP: 0	BLK: 0	WP: 0	HR: 1	S: 14	P: 23	ERA: 13.50	WHIP: 4.500				
56 Darren O'Day, R (7,1) ERA: 3.88	IP: 0.1 ERA: 3.16	WLS: 1 ERA: 3.16	BF: 1 ERA: 3.16	H: 0 ERA: 3.16	R: 0 ERA: 3.16	ER: 0 ERA: 3.16	SO: 0	BB: 0	IBB: 0	HBP: 0	BLK: 0	WP: 0	HR: 0	S: 4	P: 7	ERA: 0.00	WHIP: 0.000				
57 Donnie Hart, L (7,1) ERA: 3.16	IP: 1.0 ERA: 3.16	WLS: 3 ERA: 3.16	BF: 3 ERA: 3.16	H: 0 ERA: 3.16	R: 0 ERA: 3.16	ER: 0 ERA: 3.16	SO: 2	BB: 0	IBB: 0	HBP: 0	BLK: 0	WP: 0	HR: 0	S: 9	P: 14	ERA: 0.00	WHIP: 0.000				
35 Brad Brach, R (8,1) ERA: 2.69	IP: 1.0 ERA: 2.69	WLS: 3 ERA: 2.69	BF: 3 ERA: 2.69	H: 0 ERA: 2.69	R: 0 ERA: 2.69	ER: 0 ERA: 2.69	SO: 2	BB: 0	IBB: 0	HBP: 0	BLK: 0	WP: 0	HR: 0	S: 9	P: 14	ERA: 0.00	WHIP: 0.000				
PITCHER	IP: 1.1 ERA: 2.55	WLS: 5 ERA: 3.88	BF: 5 ERA: 3.16	H: 0 ERA: 3.16	R: 0 ERA: 3.16	ER: 0 ERA: 3.16	SO: 2	BB: 0	IBB: 0	HBP: 0	BLK: 0	WP: 0	HR: 0	S: 13	P: 19	ERA: 0.00	WHIP: 0.000				

Batter	1	2	3	4	5	6	7	8	9	AB	R	H	RBI	BB	SO	LOB	TOP							
1 Tim Beckham, R OBP: 0.337, SLG: 0.468										4	0	1	0	0	1	0	Baltimore Orioles @ Cleveland Indians Progressive Field, Cleveland, OH Sun Sep 10 2017, 8:09 PM - 11:06 PM EDT Att: 21,259 - Clear - 64 F							
13 Manny Machado, R OBP: 0.326, SLG: 0.502										4	1	2	0	0	2	1								
6 Jonathan Schoop, R OBP: 0.350, SLG: 0.535										4	0	3	1	0	1	0								
10 Adam Jones, R OBP: 0.317, SLG: 0.468										4	0	0	0	0	1	4								
16 Trey Mancini, R OBP: 0.326, SLG: 0.495										4	0	0	0	0	1	1								
19 Chris Davis, L OBP: 0.313, SLG: 0.438										3	1	1	1	0	1	1								
45 Mark Trumbo, R OBP: 0.294, SLG: 0.409										3	0	0	0	0	0	0								
29 Welington Castillo, R OBP: 0.330, SLG: 0.505										3	0	0	0	0	2	0								
12 Seth Smith, L OBP: 0.346, SLG: 0.448										2	0	0	0	0	1	0								
23 Joey Rickard, R OBP: 0.284, SLG: 0.352										1	0	0	0	0	0	0								
Inning Stats	R: 0 H: 2 K: 0 S: 10	H: 2 LOB: 1 BB: 0 P: 20	R: 0 H: 0 K: 0 S: 8	H: 0 LOB: 0 BB: 0 P: 14	R: 0 H: 1 K: 2 S: 13	H: 1 LOB: 1 BB: 0 P: 24	R: 0 H: 1 K: 2 S: 10	H: 1 LOB: 1 BB: 0 P: 14	R: 0 H: 0 K: 1 S: 11	H: 0 LOB: 0 BB: 0 P: 14	R: 1 H: 2 K: 1 S: 8	H: 2 LOB: 0 BB: 0 P: 13	R: 1 H: 1 K: 0 S: 9	H: 1 LOB: 0 BB: 0 P: 13	R: 0 H: 0 K: 1 S: 9	H: 0 LOB: 0 BB: 0 P: 15	R: 0 H: 0 K: 2 S: 11	H: 0 LOB: 0 BB: 0 P: 16	1B: 4 2B: 2 3B: 0 HR: 1	SF: 0 SAC: 0 DP: 2 HBP: 0	WP: 1 PB: 0 SB: 0 CS: 0	PA: 32		
PITCHER	IP WLS BF ERA WHIP	IP WLS BF ERA WHIP	IP WLS BF ERA WHIP	IP WLS BF ERA WHIP	IP WLS BF ERA WHIP	IP WLS BF ERA WHIP	IP WLS BF ERA WHIP	IP WLS BF ERA WHIP	IP WLS BF ERA WHIP	IP WLS BF ERA WHIP	IP WLS BF ERA WHIP	IP WLS BF ERA WHIP	IP WLS BF ERA WHIP	IP WLS BF ERA WHIP	IP WLS BF ERA WHIP	IP WLS BF ERA WHIP	IP WLS BF ERA WHIP	IP WLS BF ERA WHIP	IP WLS BF ERA WHIP	IP WLS BF ERA WHIP	IP WLS BF ERA WHIP	IP WLS BF ERA WHIP	IP WLS BF ERA WHIP	IP WLS BF ERA WHIP
47 Trevor Bauer, R ERA: 4.33	6.1 W 24 2.84 1.105	7 2 2 7 0 0 0 0	7 2 2 7 0 0 0 0	7 2 2 7 0 0 0 0	7 2 2 7 0 0 0 0	7 2 2 7 0 0 0 0	7 2 2 7 0 0 0 0	7 2 2 7 0 0 0 0	7 2 2 7 0 0 0 0	7 2 2 7 0 0 0 0	7 2 2 7 0 0 0 0	7 2 2 7 0 0 0 0	7 2 2 7 0 0 0 0	7 2 2 7 0 0 0 0	7 2 2 7 0 0 0 0	7 2 2 7 0 0 0 0	7 2 2 7 0 0 0 0	7 2 2 7 0 0 0 0	7 2 2 7 0 0 0 0	7 2 2 7 0 0 0 0	7 2 2 7 0 0 0 0	7 2 2 7 0 0 0 0	7 2 2 7 0 0 0 0	7 2 2 7 0 0 0 0
36 Joe Smith, R ERA: 3.1	0.2 H 2 0.00 0.000	0 0 0 0 0 0 0 0	0 0 0 0 0 0 0 0	0 0 0 0 0 0 0 0	0 0 0 0 0 0 0 0	0 0 0 0 0 0 0 0	0 0 0 0 0 0 0 0	0 0 0 0 0 0 0 0	0 0 0 0 0 0 0 0	0 0 0 0 0 0 0 0	0 0 0 0 0 0 0 0	0 0 0 0 0 0 0 0	0 0 0 0 0 0 0 0	0 0 0 0 0 0 0 0	0 0 0 0 0 0 0 0	0 0 0 0 0 0 0 0	0 0 0 0 0 0 0 0	0 0 0 0 0 0 0 0	0 0 0 0 0 0 0 0	0 0 0 0 0 0 0 0	0 0 0 0 0 0 0 0	0 0 0 0 0 0 0 0	0 0 0 0 0 0 0 0	0 0 0 0 0 0 0 0
49 Tyler Olson, L ERA:	0.1 H 1 0.00 0.000	0 0 0 0 0 0 0 0	0 0 0 0 0 0 0 0	0 0 0 0 0 0 0 0	0 0 0 0 0 0 0 0	0 0 0 0 0 0 0 0	0 0 0 0 0 0 0 0	0 0 0 0 0 0 0 0	0 0 0 0 0 0 0 0	0 0 0 0 0 0 0 0	0 0 0 0 0 0 0 0	0 0 0 0 0 0 0 0	0 0 0 0 0 0 0 0	0 0 0 0 0 0 0 0	0 0 0 0 0 0 0 0	0 0 0 0 0 0 0 0	0 0 0 0 0 0 0 0	0 0 0 0 0 0 0 0	0 0 0 0 0 0 0 0	0 0 0 0 0 0 0 0	0 0 0 0 0 0 0 0	0 0 0 0 0 0 0 0	0 0 0 0 0 0 0 0	0 0 0 0 0 0 0 0
Nick Goody, R ERA: 2.72	0.2 H 2 0.00 0.000	0 0 0 0 0 0 0 0	0 0 0 0 0 0 0 0	0 0 0 0 0 0 0 0	0 0 0 0 0 0 0 0	0 0 0 0 0 0 0 0	0 0 0 0 0 0 0 0	0 0 0 0 0 0 0 0	0 0 0 0 0 0 0 0	0 0 0 0 0 0 0 0	0 0 0 0 0 0 0 0	0 0 0 0 0 0 0 0	0 0 0 0 0 0 0 0	0 0 0 0 0 0 0 0	0 0 0 0 0 0 0 0	0 0 0 0 0 0 0 0	0 0 0 0 0 0 0 0	0 0 0 0 0 0 0 0	0 0 0 0 0 0 0 0	0 0 0 0 0 0 0 0	0 0 0 0 0 0 0 0	0 0 0 0 0 0 0 0	0 0 0 0 0 0 0 0	0 0 0 0 0 0 0 0
37 Cody Allen, R ERA: 2.61	1.0 S 3 0.00 0.000	0 0 0 0 0 0 0 0	0 0 0 0 0 0 0 0	0 0 0 0 0 0 0 0	0 0 0 0 0 0 0 0	0 0 0 0 0 0 0 0	0 0 0 0 0 0 0 0	0 0 0 0 0 0 0 0	0 0 0 0 0 0 0 0	0 0 0 0 0 0 0 0	0 0 0 0 0 0 0 0	0 0 0 0 0 0 0 0	0 0 0 0 0 0 0 0	0 0 0 0 0 0 0 0	0 0 0 0 0 0 0 0	0 0 0 0 0 0 0 0	0 0 0 0 0 0 0 0	0 0 0 0 0 0 0 0	0 0 0 0 0 0 0 0	0 0 0 0 0 0 0 0	0 0 0 0 0 0 0 0	0 0 0 0 0 0 0 0	0 0 0 0 0 0 0 0	0 0 0 0 0 0 0 0

AB	32
R	2
H	7
RBI	2
BB	0
SO	10
LOB	7



Batter	1	2	3	4	5	6	7	8	9	AB	R	H	RBI	BB	SO	LOB	BOTTOM							
12 Francisco Lindor, S OBP: 0.334, SLG: 0.497										4	2	2	1	0	0	2	Baltimore Orioles @ Cleveland Indians Progressive Field, Cleveland, OH Sun Sep 10 2017, 8:09 PM - 11:06 PM EDT Att: 21,259 - Clear - 64 F							
8 Lonnie Chisenhall, L OBP: 0.376, SLG: 0.548										4	0	1	0	0	0	0								
11 José Ramírez, S OBP: 0.359, SLG: 0.560										4	0	0	1	0	0	1								
10 Edwin Encarnación, R OBP: 0.376, SLG: 0.499										4	0	0	0	0	1	1								
32 Jay Bruce, L OBP: 0.322, SLG: 0.513										3	0	0	0	0	2	2								
41 Carlos Santana, S OBP: 0.371, SLG: 0.478										3	0	1	0	0	0	0								
Yandy Diaz, R ERA: 5.23										3	0	0	0	0	0	1								
39 Gio Urshela, R OBP: 0.276, SLG: 0.277										0	0	0	0	0	0	0								
Bradley Zimmer, L OBP: 0.307, SLG: 0.385										3	0	0	0	0	0	1								
53 Greg Allen, S OBP: 0.294, SLG: 0.500										0	0	0	0	0	0	0								
55 Roberto Pérez, R OBP: 0.303, SLG: 0.364										2	1	1	1	1	0	0								
Inning Stats	R: 1 H: 2 K: 1 S: 10	H: 2 LOB: 1 BB: 0 P: 15	R: 0 H: 0 K: 0 S: 3	H: 0 LOB: 0 BB: 0 P: 7	R: 0 H: 0 K: 0 S: 6	H: 0 LOB: 0 BB: 0 P: 10	R: 0 H: 0 K: 0 S: 9	H: 0 LOB: 0 BB: 0 P: 15	R: 0 H: 0 K: 0 S: 6	H: 0 LOB: 0 BB: 0 P: 8	R: 2 H: 2 K: 0 S: 18	H: 2 LOB: 1 BB: 0 P: 33	R: 0 H: 1 K: 0 S: 16	H: 1 LOB: 2 BB: 1 P: 25	R: 0 H: 0 K: 0 S: 3	H: 0 LOB: 0 BB: 0 P: 4	1B: 2 2B: 1 3B: 0 HR: 2	SF: 0 SAC: 0 DP: 0 HBP: 0	WP: 1 PB: 0 SB: 0 CS: 0	PA: 31				
PITCHER	IP WLS BF ERA WHIP	IP WLS BF ERA WHIP	IP WLS BF ERA WHIP	IP WLS BF ERA WHIP	IP WLS BF ERA WHIP	IP WLS BF ERA WHIP	IP WLS BF ERA WHIP	IP WLS BF ERA WHIP	IP WLS BF ERA WHIP	IP WLS BF ERA WHIP	IP WLS BF ERA WHIP	IP WLS BF ERA WHIP	IP WLS BF ERA WHIP	IP WLS BF ERA WHIP	IP WLS BF ERA WHIP	IP WLS BF ERA WHIP	IP WLS BF ERA WHIP	IP WLS BF ERA WHIP	IP WLS BF ERA WHIP	IP WLS BF ERA WHIP	IP WLS BF ERA WHIP	IP WLS BF ERA WHIP	IP WLS BF ERA WHIP	IP WLS BF ERA WHIP
58 Jeremy Hellickson, R ERA: 1.93	6.0 L 23 4.50 0.667	3 3 3 1 0 0 0 0	3 3 3 1 0 0 0 0	3 3 3 1 0 0 0 0	3 3 3 1 0 0 0 0	3 3 3 1 0 0 0 0	3 3 3 1 0 0 0 0	3 3 3 1 0 0 0 0	3 3 3 1 0 0 0 0	3 3 3 1 0 0 0 0	3 3 3 1 0 0 0 0	3 3 3 1 0 0 0 0	3 3 3 1 0 0 0 0	3 3 3 1 0 0 0 0	3 3 3 1 0 0 0 0	3 3 3 1 0 0 0 0	3 3 3 1 0 0 0 0	3 3 3 1 0 0 0 0	3 3 3 1 0 0 0 0	3 3 3 1 0 0 0 0	3 3 3 1 0 0 0 0	3 3 3 1 0 0 0 0	3 3 3 1 0 0 0 0	3 3 3 1 0 0 0 0
48 Richard Bleier, L ERA: 1.93	0.2 3 1 0.00 1.500	1 0 0 0 0 0 0 0	1 0 0 0 0 0 0 0	1 0 0 0 0 0 0 0	1 0 0 0 0 0 0 0	1 0 0 0 0 0 0 0	1 0 0 0 0 0 0 0	1 0 0 0 0 0 0 0	1 0 0 0 0 0 0 0	1 0 0 0 0 0 0 0	1 0 0 0 0 0 0 0	1 0 0 0 0 0 0 0	1 0 0 0 0 0 0 0	1 0 0 0 0 0 0 0	1 0 0 0 0 0 0 0	1 0 0 0 0 0 0 0	1 0 0 0 0 0 0 0	1 0 0 0 0 0 0 0	1 0 0 0 0 0 0 0	1 0 0 0 0 0 0 0	1 0 0 0 0 0 0 0	1 0 0 0 0 0 0 0	1 0 0 0 0 0 0 0	1 0 0 0 0 0 0 0
56 Darren O'Day, R ERA: 3.86	0.1 2 0 0.00 3.000	0 0 0 0 0 0 0 0	0 0 0 0 0 0 0 0	0 0 0 0 0 0 0 0	0 0 0 0 0 0 0 0																			

Batter	1	2	3	4	5	6	7	8	9	AB	R	H	RBI	BB	SO	LOB	TOP	
3 Ian Kinsler, R OBP: 0.314, SLG: 0.396 17 Andrew Romine, S OBP: 0.290, SLG: 0.353	F9		G4-3		G5-3		F9		F7	4	0	1	0	0	0	0		
14 Alex Presley, L OBP: 0.356, SLG: 0.391	K		G4-3		G4-3		F9			4	0	2	0	0	1	1		
24 Miguel Cabrera, R OBP: 0.333, SLG: 0.401 74 Efran Navarro, L OBP: 0.150, SLG: 0.105	BB		K		K		F9			3	0	0	0	1	2	3		
9 Nick Castellanos, R OBP: 0.311, SLG: 0.465	2B		P4		FC6-4				K	4	0	1	0	0	1	2		
46 Jeimer Candelario, S OBP: 0.347, SLG: 0.403	P6		G4-3						L8	4	0	2	0	0	0	2		
34 James McCann, R OBP: 0.330, SLG: 0.429 50 Bryan Holaday, R OBP: 0.429, SLG: 0.571	1B		K		L8				G6-3	4	0	1	0	0	1	2		
18 Tyler Collins, L OBP: 0.287, SLG: 0.336	K		G4-3		K				K	4	0	1	0	0	3	2		
40 JaCoby Jones, R OBP: 0.241, SLG: 0.286	K		G4-3		K				1B	4	0	1	0	0	2	4		
49 Dixon Machado, R OBP: 0.318, SLG: 0.343	K		L7		P3				K	4	0	0	0	0	2	4		
Inning Stats	R: 0 E: 0 K: 1 S: 12	H: 1 LOB: 2 BB: 1 P: 21	R: 0 E: 0 K: 3 S: 12	H: 1 LOB: 1 BB: 0 P: 14	R: 0 E: 0 K: 1 S: 8	H: 1 LOB: 2 BB: 0 P: 12	R: 0 E: 0 K: 1 S: 12	H: 2 LOB: 2 BB: 0 P: 15	R: 0 E: 0 K: 2 S: 10	H: 1 LOB: 1 BB: 0 P: 14	R: 0 E: 0 K: 1 S: 7	H: 0 LOB: 0 BB: 0 P: 9	R: 0 E: 0 K: 2 S: 9	H: 1 LOB: 1 BB: 0 P: 11	1B: 8 2B: 1 3B: 0 HR: 0	SF: 0 SAC: 0 DP: 0 HBP: 0	WP: 0 PA: 37	
PITCHER	IP WLS BF H R ER SO BB IBB HBP BLK WP HR S P ERA WHIP	IP WLS BF H R ER SO BB IBB HBP BLK WP HR S P ERA WHIP	IP WLS BF H R ER SO BB IBB HBP BLK WP HR S P ERA WHIP	IP WLS BF H R ER SO BB IBB HBP BLK WP HR S P ERA WHIP	IP WLS BF H R ER SO BB IBB HBP BLK WP HR S P ERA WHIP	IP WLS BF H R ER SO BB IBB HBP BLK WP HR S P ERA WHIP	IP WLS BF H R ER SO BB IBB HBP BLK WP HR S P ERA WHIP	IP WLS BF H R ER SO BB IBB HBP BLK WP HR S P ERA WHIP	IP WLS BF H R ER SO BB IBB HBP BLK WP HR S P ERA WHIP	IP WLS BF H R ER SO BB IBB HBP BLK WP HR S P ERA WHIP	IP WLS BF H R ER SO BB IBB HBP BLK WP HR S P ERA WHIP	IP WLS BF H R ER SO BB IBB HBP BLK WP HR S P ERA WHIP	IP WLS BF H R ER SO BB IBB HBP BLK WP HR S P ERA WHIP	IP WLS BF H R ER SO BB IBB HBP BLK WP HR S P ERA WHIP	IP WLS BF H R ER SO BB IBB HBP BLK WP HR S P ERA WHIP	IP WLS BF H R ER SO BB IBB HBP BLK WP HR S P ERA WHIP	IP WLS BF H R ER SO BB IBB HBP BLK WP HR S P ERA WHIP	
59 Carlos Carrasco, R ERA: 3.41	6.0	W	26	7	0	0	9	1	0	0	0	0	0	0	0	0	0.00	1.333
31 Danny Salazar, R ERA: 4.56	2.0		7	1	0	0	1	0	0	0	0	0	0	0	0	0	0.00	0.500
34 Zach McAllister, R ERA: 2.78	1.0		4	1	0	0	2	0	0	0	0	0	0	0	0	0	0.00	1.000

Detroit Tigers @ Cleveland Indians
Progressive Field, Cleveland, OH
Mon Sep 11 2017, 7:11 PM - 10:23 PM EDT
Att: 18,521 - Cloudy - 66 F

AB 36
R 0
H 9
RBI 0
BB 1
SO 12
LOB 21



Batter	1	2	3	4	5	6	7	8	9	AB	R	H	RBI	BB	SO	LOB	BOTTOM		
12 Francisco Lindor, S OBP: 0.335, SLG: 0.501 39 Gio Urshela, R OBP: 0.273, SLG: 0.275	K		FC4-6		FC4-6		F8			4	2	2	4	0	1	1			
8 Lonnie Chisenhall, L OBP: 0.309, SLG: 0.536	G3-1		G4-3		G4-3		K			5	0	0	0	0	2	3			
11 José Ramírez, S OBP: 0.361, SLG: 0.566 9 Erik González, R OBP: 0.295, SLG: 0.455	1B		SF8		HR		L8		1B	1	1	1	3	0	0	0			
10 Edwin Encarnación, R OBP: 0.377, SLG: 0.498 Abraham Almonte, S OBP: 0.315, SLG: 0.367	G6-3		G6-3		E8		FC4-6		1B	3	0	1	0	1	0	0			
32 Jay Bruce, L OBP: 0.323, SLG: 0.511 Tyler Naquin, L OBP: 0.290, SLG: 0.321	L7		L8		BB		FC4-6		G6-3	2	0	0	0	2	0	2			
41 Carlos Santana, S OBP: 0.372, SLG: 0.476 Brandon Guyer, R OBP: 0.328, SLG: 0.329	1B		E4		F7		FC4-6		SF7	2	1	0	0	2	0	2			
Yandy Diaz, R OBP: 0.378, SLG: 0.333	1B		G5-3		G5-3		FC4-6		G6-3	5	2	2	1	0	0	4			
7 Yan Gomes, R OBP: 0.312, SLG: 0.385 Francisco Mejía, S OBP: 0.250, SLG: 0.250	1B		L6		P3		K			4	1	2	1	0	0	3			
53 Greg Allen, S OBP: 0.286, SLG: 0.450	1B		G3-1		F8		G4-3			4	1	1	0	0	0	2			
Inning Stats	R: 0 E: 0 K: 1 S: 18	H: 4 LOB: 0 BB: 1 P: 27	R: 5 E: 0 K: 0 S: 13	H: 4 LOB: 1 BB: 1 P: 25	R: 0 E: 1 K: 0 S: 8	H: 0 LOB: 1 BB: 0 P: 13	R: 2 E: 1 K: 1 S: 13	H: 2 LOB: 2 BB: 1 P: 23	R: 1 E: 0 K: 0 S: 15	H: 2 LOB: 1 BB: 0 P: 23	R: 1 E: 0 K: 0 S: 16	H: 0 LOB: 2 BB: 3 P: 29	R: 0 E: 0 K: 1 S: 8	H: 0 LOB: 0 BB: 0 P: 11	R: 2 E: 0 K: 1 S: 12	H: 2 LOB: 1 BB: 1 P: 27	1B: 9 2B: 0 3B: 1 HR: 1	SF: 2 SAC: 0 DP: 0 HBP: 1	WP: 1 PA: 44
PITCHER	IP WLS BF H R ER SO BB IBB HBP BLK WP HR S P ERA WHIP	IP WLS BF H R ER SO BB IBB HBP BLK WP HR S P ERA WHIP	IP WLS BF H R ER SO BB IBB HBP BLK WP HR S P ERA WHIP	IP WLS BF H R ER SO BB IBB HBP BLK WP HR S P ERA WHIP	IP WLS BF H R ER SO BB IBB HBP BLK WP HR S P ERA WHIP	IP WLS BF H R ER SO BB IBB HBP BLK WP HR S P ERA WHIP	IP WLS BF H R ER SO BB IBB HBP BLK WP HR S P ERA WHIP	IP WLS BF H R ER SO BB IBB HBP BLK WP HR S P ERA WHIP	IP WLS BF H R ER SO BB IBB HBP BLK WP HR S P ERA WHIP	IP WLS BF H R ER SO BB IBB HBP BLK WP HR S P ERA WHIP	IP WLS BF H R ER SO BB IBB HBP BLK WP HR S P ERA WHIP	IP WLS BF H R ER SO BB IBB HBP BLK WP HR S P ERA WHIP	IP WLS BF H R ER SO BB IBB HBP BLK WP HR S P ERA WHIP	IP WLS BF H R ER SO BB IBB HBP BLK WP HR S P ERA WHIP	IP WLS BF H R ER SO BB IBB HBP BLK WP HR S P ERA WHIP	IP WLS BF H R ER SO BB IBB HBP BLK WP HR S P ERA WHIP	IP WLS BF H R ER SO BB IBB HBP BLK WP HR S P ERA WHIP		
65 Myles Jaye, R ERA: 6.75	3.2	L	23	7	7	2	0	0	0	0	0	0	0	0	0	0	6.75	1.500	
26 Zac Roegner, R ERA: 12.71	1.1		6	2	1	1	0	0	0	0	0	0	0	0	0	0	6.75	1.500	
53 Warwick Saupold, R ERA: 4.34	1.0		6	0	1	1	0	3	0	0	0	0	0	0	0	0	9.00	3.000	
77 Joe Jiménez, R ERA: 11.93	1.0		3	0	0	0	1	0	0	0	0	0	0	0	0	0	0.00	0.000	
63 Jairo Laboy, L ERA: 6.72	1.0		6	2	2	2	1	1	0	0	0	0	0	0	0	0	18.00	3.000	

Detroit Tigers @ Cleveland Indians
Progressive Field, Cleveland, OH
Mon Sep 11 2017, 7:11 PM - 10:23 PM EDT
Att: 18,521 - Cloudy - 66 F

AB 35
R 11
H 11
RBI 10
BB 6
SO 4
LOB 18



Batter	1	2	3	4	5	6	7	8	9	AB	R	H	RBI	BB	SO	LOB	TOP					
3 Ian Kinsler, R OBP: 0.313, SLG: 0.397										4	0	1	0	0	1	0	Detroit Tigers @ Cleveland Indians Progressive Field, Cleveland, OH Tue Sep 12 2017, 7:12 PM - 9:52 PM EDT Att: 24,654 - Cloudy - 70 F					
14 Alex Presley, L OBP: 0.356, SLG: 0.396										3	0	1	0	0	1	0						
24 Miguel Cabrera, R OBP: 0.330, SLG: 0.398										4	0	0	0	0	2	2						
9 Nick Castellanos, R OBP: 0.313, SLG: 0.468										3	0	2	0	0	1	1						
46 Jeimer Candelario, S OBP: 0.333, SLG: 0.386										3	0	0	0	0	1	2						
18 Tyler Collins, L OBP: 0.288, SLG: 0.336										3	0	1	0	0	0	0						
50 Bryan Holaday, R OBP: 0.300, SLG: 0.400										3	0	0	0	0	0	1						
74 Efen Navarro, L OBP: 0.130, SLG: 0.091										3	0	0	0	0	1	1						
17 Andrew Romine, S OBP: 0.349										3	0	0	0	0	1	0						
Inning Stats	R: 0 E: 0 K: 2 S: 11	H: 1 LOB: 1 BB: 0 P: 16	R: 0 E: 0 K: 0 S: 6	H: 0 LOB: 0 BB: 0 P: 8	R: 0 E: 0 K: 2 S: 9	H: 0 LOB: 0 BB: 0 P: 16	R: 0 E: 0 K: 2 S: 14	H: 1 LOB: 1 BB: 0 P: 21	R: 0 E: 0 K: 0 S: 7	H: 0 LOB: 0 BB: 0 P: 10	R: 0 E: 0 K: 0 S: 8	H: 0 LOB: 0 BB: 0 P: 12	R: 0 E: 0 K: 0 S: 7	H: 1 LOB: 0 BB: 0 P: 10	R: 0 E: 0 K: 0 S: 6	H: 1 LOB: 0 BB: 0 P: 9	R: 0 E: 0 K: 0 S: 9	H: 1 LOB: 1 BB: 0 P: 11	1B: 2 2B: 4 3B: 0 HR: 0	SF: 0 SAC: 1 DP: 2 HBP: 0	WP: 0 PB: 0 SB: 0 CS: 0	PA: 30
PITCHER 28 Corey Kluber, R ERA: 2.44	IP: 9.0 WLS: W BF: 30 H: 5 R: 0 ER: 0 SO: 8 BB: 0 IBB: 0 HBP: 0 BLK: 0 WP: 0 HR: 0 S: 77 P: 113 ERA: 0.00 WHIP: 0.556																					

AB	29
R	0
H	5
RBI	0
BB	0
SO	8
LOB	7




Batter	1	2	3	4	5	6	7	8	9	AB	R	H	RBI	BB	SO	LOB	BOTTOM			
12 Francisco Lindor, S OBP: 0.336, SLG: 0.505										3	1	1	1	1	0	3	Detroit Tigers @ Cleveland Indians Progressive Field, Cleveland, OH Tue Sep 12 2017, 7:12 PM - 9:52 PM EDT Att: 24,654 - Cloudy - 70 F			
26 Austin Jackson, R OBP: 0.368, SLG: 0.485										4	0	1	0	0	1					
11 José Ramírez, S OBP: 0.362, SLG: 0.566										4	0	2	0	0	0	0				
10 Edwin Encarnación, R OBP: 0.375, SLG: 0.494										4	0	0	0	0	3	3				
41 Carlos Santana, S OBP: 0.373, SLG: 0.477										3	1	1	0	1	1	2				
32 Jay Bruce, L OBP: 0.324, SLG: 0.510										3	0	1	0	1	0	2				
Yandy Diaz, R OBP: 0.377, SLG: 0.333										3	0	1	0	0	1	4				
39 Gio Urshela, R OBP: 0.279, SLG: 0.281										1	0	1	0	0	0	0				
Brandon Guyer, R OBP: 0.330, SLG: 0.331										2	0	1	0	0	0	0				
Francisco Mejía, S OBP: 0.333, SLG: 0.250										0	0	0	0	1	0	0				
53 Greg Allen, S ERA: 6.09										1	0	0	0	0	0	2				
7 Yan Gomes, R OBP: 0.308, SLG: 0.381										4	0	0	0	0	2	6				
Inning Stats	R: 1 E: 0 K: 0 S: 16	H: 1 LOB: 0 BB: 0 P: 23	R: 0 E: 0 K: 1 S: 20	H: 3 LOB: 3 BB: 0 P: 32	R: 0 E: 0 K: 2 S: 15	H: 2 LOB: 3 BB: 1 P: 26	R: 0 E: 0 K: 1 S: 14	H: 0 LOB: 0 BB: 0 P: 19	R: 0 E: 0 K: 1 S: 10	H: 0 LOB: 0 BB: 0 P: 16	R: 1 E: 0 K: 1 S: 9	H: 1 LOB: 2 BB: 1 P: 13	R: 0 E: 0 K: 1 S: 7	H: 1 LOB: 1 BB: 1 P: 14	R: 0 E: 0 K: 0 S: 7	H: 1 LOB: 2 BB: 1 P: 13	1B: 7 2B: 1 3B: 0 HR: 1	SF: 0 SAC: 0 DP: 1 HBP: 0	WP: 1 PB: 0 SB: 0 CS: 0	PA: 36
PITCHER 48 Matthew Boyd, L ERA: 5.75	IP: 5.0 WLS: L BF: 22 H: 6 R: 1 ER: 1 SO: 5 BB: 1 IBB: 0 HBP: 0 BLK: 0 WP: 0 HR: 1 S: 75 P: 116 ERA: 1.80 WHIP: 1.400																			
36 Blaine Hardy, L ERA: 6.09	0.1	2	1	1	1	0	0	0	0	0	0	4	6	27.00	3.000					
54 Drew VerHagen, R ERA: 5.46	1.2	7	1	0	0	2	1	1	0	0	1	0	12	21	0.00	1.200				
68 Daniel Stumpf, L ERA: 2.78	1.0	5	1	0	0	0	1	0	0	0	0	0	7	13	0.00	2.000				

AB	32
R	2
H	9
RBI	1
BB	4
SO	7
LOB	23




Batter	1	2	3	4	5	6	7	8	9	AB	R	H	RBI	BB	SO	LOB	TOP					
15 Whit Merrifield, R OBP: 0.324, SLG: 0.462	G4-3	G4-3			K	6 1B			BB	4	0	1	0	1	1	1	Kansas City Royals @ Cleveland Indians Progressive Field, Cleveland, OH Fri Sep 15 2017, 7:12 PM - 10:21 PM EDT Att: 34,025 - Clear - 72 F					
6 Lorenzo Cain, R OBP: 0.365, SLG: 0.447	BB		53 G2-3		35 1B	2B			K	4	1	3	1	1	1							
35 Eric Hosmer, L OBP: 0.391, SLG: 0.511	FC3-6		K						K	5	0	1	1	0	2	5						
53 Melky Cabrera, S OBP: 0.326, SLG: 0.428																						
16 Paulo Orlando, R OBP: 0.191, SLG: 0.182	1B		G2-3		FC3-6				E4	5	0	1	0	0	0	3						
8 Mike Moustakas, L OBP: 0.314, SLG: 0.526	G3		G3-1						G5-6-3	0	0	0	0	0	0	0						
37 Brandon Moss, L OBP: 0.289, SLG: 0.454									G5-6-3	4	0	1	0	0	0	4						
2 Alcides Escobar, R OBP: 0.274, SLG: 0.352					HR				G6-3	4	1	1	1	0	2	2						
4 Alex Gordon, L OBP: 0.285, SLG: 0.301					L8				F9	4	1	1	1	0	1	0						
9 Drew Butera, R OBP: 0.290, SLG: 0.338					L4				G1	4	1	2	0	0	0	0						
									G5-3	4	0	0	0	0	2	2						
Inning Stats	R: 0 E: 0 K: 0 S: 12	H: 1 LOB: 2 BB: 1 P: 18	R: 1 E: 0 K: 1 S: 13	H: 2 LOB: 1 BB: 0 P: 19	R: 0 E: 0 K: 1 S: 9	H: 1 LOB: 1 BB: 0 P: 13	R: 1 E: 0 K: 1 S: 12	H: 1 LOB: 0 BB: 0 P: 16	R: 1 E: 0 K: 2 S: 14	H: 3 LOB: 2 BB: 0 P: 24	R: 0 E: 0 K: 0 S: 5	H: 0 LOB: 0 BB: 0 P: 8	R: 0 E: 0 K: 0 S: 7	H: 0 LOB: 0 BB: 0 P: 7	R: 0 E: 0 K: 2 S: 11	H: 0 LOB: 1 BB: 1 P: 18	1B: 7 2B: 2 3B: 0 HR: 2	SF: 0 SAC: 0 DP: 1 HBP: 0	WP: 0 PB: 0 SB: 0 CS: 0	PA: 40		
PITCHER	IP: 5.1 WLS: L BF: 26 ERA: 4.41	H: 9 R: 4 ER: 4 SO: 6	BB: 1 IBB: 0 HBP: 0 BLK: 0	WP: 0 HR: 2 S: 66 P: 98	ERA: 6.75 WHIP: 1.875	IP: 1.0 WLS: L BF: 4 ERA: 4.52	H: 0 R: 0 ER: 0 SO: 2	BB: 1 IBB: 0 HBP: 0 BLK: 0	WP: 0 HR: 0 S: 11 P: 18	ERA: 0.00 WHIP: 1.000	IP: 1.0 WLS: L BF: 4 ERA: 4.52	H: 0 R: 0 ER: 0 SO: 2	BB: 1 IBB: 0 HBP: 0 BLK: 0	WP: 0 HR: 0 S: 11 P: 18	ERA: 0.00 WHIP: 1.000	IP: 1.0 WLS: L BF: 4 ERA: 4.52	H: 0 R: 0 ER: 0 SO: 2	BB: 1 IBB: 0 HBP: 0 BLK: 0	WP: 0 HR: 0 S: 11 P: 18	ERA: 0.00 WHIP: 1.000		
47 Trevor Bauer, R ERA: 4.41	36 Joe Smith, R ERA: 3.06	49 Tyler Olson, L ERA: 3.1	27 Bryan Shaw, R ERA: 3.1	Dan Otero, R ERA: 2.72	31 Danny Salazar, R ERA: 4.52																	
Batter	1	2	3	4	5	6	7	8	9	AB	R	H	RBI	BB	SO	LOB	BOTTOM					
12 Francisco Lindor, S OBP: 0.338, SLG: 0.508	11 G3 10 SF7		F7		11 S				K	4	1	2	0	1	1	1	Kansas City Royals @ Cleveland Indians Progressive Field, Cleveland, OH Fri Sep 15 2017, 7:12 PM - 10:21 PM EDT Att: 34,025 - Clear - 72 F					
26 Austin Jackson, R OBP: 0.368, SLG: 0.485	11 G3		11 HR		F7				G6-4-3	3	1	1	0	1	0	3						
11 José Ramírez, S OBP: 0.367, SLG: 0.576	G3				G5-3				G3	4	1	1	2	0	0	3						
10 Edwin Encarnación, R OBP: 0.377, SLG: 0.490	SF7								G4-3	1	0	0	1	2	0	0						
41 Carlos Santana, S OBP: 0.374, SLG: 0.478	G6-3				F9				F8	3	0	0	0	1	0	3						
32 Jay Bruce, L OBP: 0.324, SLG: 0.511					G1-3				G6-3	4	0	0	0	0	2	2						
Yandy Diaz, R OBP: 0.363, SLG: 0.321																						
Abraham Almonte, S OBP: 0.317, SLG: 0.375									F9	4	0	2	0	0	1	1						
55 Roberto Pérez, R OBP: 0.304, SLG: 0.376									1B	0	0	0	0	0	0	0						
Tyler Naquin, L OBP: 0.294, SLG: 0.323																						
7 Yan Gomes, R OBP: 0.305, SLG: 0.376																						
53 Greg Allen, S OBP: 0.259, SLG: 0.360																						
Francisco Mejía, S OBP: 0.273, SLG: 0.200																						
Inning Stats	R: 1 E: 0 K: 0 S: 12	H: 1 LOB: 1 BB: 1 P: 24	R: 0 E: 0 K: 3 S: 11	H: 0 LOB: 0 BB: 0 P: 18	R: 2 E: 0 K: 1 S: 15	H: 2 LOB: 1 BB: 1 P: 24	R: 0 E: 0 K: 0 S: 4	H: 1 LOB: 0 BB: 0 P: 6	R: 0 E: 0 K: 0 S: 9	H: 1 LOB: 1 BB: 0 P: 13	R: 0 E: 0 K: 1 S: 10	H: 0 LOB: 2 BB: 1 P: 19	R: 0 E: 0 K: 0 S: 10	H: 0 LOB: 1 BB: 2 P: 21	R: 0 E: 0 K: 0 S: 6	H: 0 LOB: 1 BB: 1 P: 15	R: 0 E: 0 K: 3 S: 12	H: 1 LOB: 1 BB: 0 P: 17	1B: 3 2B: 2 3B: 0 HR: 1	SF: 1 SAC: 0 DP: 2 HBP: 0	WP: 0 PB: 1 SB: 1 CS: 0	PA: 37
PITCHER	IP: 5.0 WLS: W BF: 22 ERA: 4.19	H: 3 R: 0 ER: 0 SO: 3	BB: 3 IBB: 0 HBP: 0 BLK: 0	WP: 0 HR: 9 S: 90 P: 14	ERA: 0.00 WHIP: 0.000	IP: 1.0 WLS: H BF: 8 ERA: 4.79	H: 0 R: 0 ER: 0 SO: 3	BB: 0 IBB: 0 HBP: 0 BLK: 0	WP: 0 HR: 16 S: 36 P: 36	ERA: 0.00 WHIP: 1.500	IP: 1.0 WLS: S BF: 4 ERA: 2.71	H: 1 R: 0 ER: 0 SO: 3	BB: 0 IBB: 0 HBP: 0 BLK: 0	WP: 0 HR: 12 S: 17 P: 17	ERA: 0.00 WHIP: 1.000	IP: 1.0 WLS: S BF: 4 ERA: 2.71	H: 1 R: 0 ER: 0 SO: 3	BB: 0 IBB: 0 HBP: 0 BLK: 0	WP: 0 HR: 1 S: 11 P: 11	ERA: 0.00 WHIP: 1.000		
51 Jason Vargas, L ERA: 4.19	49 Ryan Buchter, L ERA: 3.15	34 Trevor Cahill, R ERA: 4.79	26 Mike Minor, L ERA: 2.71																			

AB 38
R 4
H 11
RBI 4
BB 2
SO 9
LOB 18



AB 30
R 3
H 6
RBI 3
BB 6
SO 8
LOB 17



Batter	1	2	3	4	5	6	7	8	9	AB	R	H	RBI	BB	SO	LOB	TOP					
15 Whit Merrifield, R OBP: 0.326, SLG: 0.462	L7		G4-3		G4-3		L8			4	0	2	1	0	0	0	Kansas City Royals @ Cleveland Indians Progressive Field, Cleveland, OH Sat Sep 16 2017, 4:11 PM - 6:54 PM EDT Att: 33,688 - Partly Cloudy - 75 F					
6 Lorenzo Cain, R OBP: 0.386, SLG: 0.446	G6-4-3		BB			F9	L8			3	0	1	0	1	0	1						
16 Paulo Orlando, R OBP: 0.191, SLG: 0.182	G6-4-3		BB							0	0	0	0	0	0	0						
35 Eric Hosmer, L OBP: 0.390, SLG: 0.509	G6-4-3		K							4	0	1	0	0	1	3						
53 Melky Cabrera, S OBP: 0.327, SLG: 0.430		F8			37 WP 37 SF7					4	1	2	0	0	0	1						
8 Mike Moustakas, L OBP: 0.314, SLG: 0.523			L8							3	0	0	0	1	2	3						
19 Cheslor Cuthbert, R OBP: 0.276, SLG: 0.333			BB							0	0	0	0	0	0	0						
37 Brandon Moss, L OBP: 0.286, SLG: 0.450	G4-6-3		SF7							3	0	0	1	0	0	2						
2 Alcides Escobar, R OBP: 0.274, SLG: 0.353			L7		L9					4	1	1	0	0	0	0						
4 Alex Gordon, L OBP: 0.284, SLG: 0.307			HR							4	1	1	1	0	3	1						
9 Drew Butera, R OBP: 0.289, SLG: 0.342			K							4	1	1	1	0	1	0						
Inning Stats	R: 0 E: 0 K: 0 S: 4	H: 1 LOB: 0 BB: 0 P: 5	R: 0 E: 0 K: 0 S: 6	H: 0 LOB: 0 BB: 1 P: 10	R: 1 E: 0 K: 2 S: 17	H: 2 LOB: 2 BB: 1 P: 26	R: 1 E: 0 K: 0 S: 13	H: 1 LOB: 0 BB: 0 P: 19	R: 0 E: 0 K: 1 S: 6	H: 1 LOB: 1 BB: 0 P: 8	R: 2 E: 0 K: 1 S: 18	H: 3 LOB: 1 BB: 0 P: 25	R: 0 E: 0 K: 1 S: 8	H: 1 LOB: 1 BB: 0 P: 12	R: 0 E: 0 K: 1 S: 5	H: 0 LOB: 0 BB: 0 P: 8	1B: 5 2B: 3 3B: 0 HR: 1	SF: 1 SAC: 0 DP: 2 HBP: 0	WP: 1 PB: 0 SB: 1 CS: 0	PA: 36		
PITCHER	IP WLS BF H R ER SO BB IBB HBP BLK WP HR S P ERA WHIP	IP WLS BF H R ER SO BB IBB HBP BLK WP HR S P ERA WHIP	IP WLS BF H R ER SO BB IBB HBP BLK WP HR S P ERA WHIP	IP WLS BF H R ER SO BB IBB HBP BLK WP HR S P ERA WHIP	IP WLS BF H R ER SO BB IBB HBP BLK WP HR S P ERA WHIP	IP WLS BF H R ER SO BB IBB HBP BLK WP HR S P ERA WHIP	IP WLS BF H R ER SO BB IBB HBP BLK WP HR S P ERA WHIP	IP WLS BF H R ER SO BB IBB HBP BLK WP HR S P ERA WHIP	IP WLS BF H R ER SO BB IBB HBP BLK WP HR S P ERA WHIP	IP WLS BF H R ER SO BB IBB HBP BLK WP HR S P ERA WHIP	IP WLS BF H R ER SO BB IBB HBP BLK WP HR S P ERA WHIP	IP WLS BF H R ER SO BB IBB HBP BLK WP HR S P ERA WHIP	IP WLS BF H R ER SO BB IBB HBP BLK WP HR S P ERA WHIP	IP WLS BF H R ER SO BB IBB HBP BLK WP HR S P ERA WHIP	IP WLS BF H R ER SO BB IBB HBP BLK WP HR S P ERA WHIP	IP WLS BF H R ER SO BB IBB HBP BLK WP HR S P ERA WHIP	IP WLS BF H R ER SO BB IBB HBP BLK WP HR S P ERA WHIP					
59 Carlos Carrasco, R ERA: 3.48	6.2	W	28	8	4	4	5	2	0	0	0	0	0	0	0	0	1	1	70	101	5.40	1.500
24 Andrew Miller, L ERA: 1.61	0.1	H	1	0	0	0	0	0	0	0	0	0	0	0	0	0	0	0	2	2	0.00	0.000
34 Zach McAllister, R ERA: 2.73	1.0		4	1	0	0	1	0	0	0	0	0	0	0	0	0	0	0	8	12	0.00	1.000
Nick Goody, R ERA: 2.88	1.0		3	0	0	0	1	0	0	0	0	0	0	0	0	0	0	0	5	8	0.00	0.000

Batter	1	2	3	4	5	6	7	8	9	AB	R	H	RBI	BB	SO	LOB	BOTTOM					
12 Francisco Lindor, S OBP: 0.341, SLG: 0.511	G3		41 1B							4	2	3	2	1	0	0	Kansas City Royals @ Cleveland Indians Progressive Field, Cleveland, OH Sat Sep 16 2017, 4:11 PM - 6:54 PM EDT Att: 33,688 - Partly Cloudy - 75 F					
26 Austin Jackson, R OBP: 0.374, SLG: 0.485	G5-3		41 1B							4	2	2	1	1	1	2						
41 Carlos Santana, S OBP: 0.374, SLG: 0.478			1B							4	0	2	1	0	0	0						
10 Edwin Encarnación, R OBP: 0.376, SLG: 0.495	G5-3		SF7							3	1	1	2	0	1	2						
32 Jay Bruce, L OBP: 0.325, SLG: 0.513		WP	P6							4	1	2	0	0	0	1						
Yandy Diaz, R OBP: 0.369, SLG: 0.328			K							3	1	2	0	0	1	1						
9 Erik González, R OBP: 0.292, SLG: 0.451			1B							1	0	0	0	0	0	1						
Abraham Almonte, S OBP: 0.315, SLG: 0.374			SF8							3	1	1	1	0	0	3						
53 Greg Allen, S OBP: 0.259, SLG: 0.360			F7							0	0	0	0	0	0	0						
7 Yan Gomes, R OBP: 0.301, SLG: 0.371	L7		F7							4	0	0	0	0	0	3						
39 Gio Urshela, R OBP: 0.271, SLG: 0.272	F7		L7							4	0	0	0	0	0	3						
Inning Stats	R: 0 E: 0 K: 0 S: 11	H: 2 LOB: 1 BB: 0 P: 17	R: 1 E: 0 K: 1 S: 10	H: 1 LOB: 0 BB: 0 P: 15	R: 2 E: 0 K: 0 S: 11	H: 3 LOB: 2 BB: 1 P: 20	R: 0 E: 0 K: 1 S: 10	H: 1 LOB: 1 BB: 0 P: 13	R: 0 E: 0 K: 1 S: 9	H: 0 LOB: 0 BB: 0 P: 13	R: 4 E: 1 K: 0 S: 14	H: 4 LOB: 0 BB: 0 P: 18	R: 1 E: 0 K: 0 S: 8	H: 2 LOB: 0 BB: 0 P: 11	R: 0 E: 0 K: 0 S: 10	H: 0 LOB: 1 BB: 1 P: 17	1B: 10 2B: 2 3B: 0 HR: 1	SF: 2 SAC: 0 DP: 2 HBP: 0	WP: 1 PB: 0 SB: 1 CS: 0	PA: 38		
PITCHER	IP WLS BF H R ER SO BB IBB HBP BLK WP HR S P ERA WHIP	IP WLS BF H R ER SO BB IBB HBP BLK WP HR S P ERA WHIP	IP WLS BF H R ER SO BB IBB HBP BLK WP HR S P ERA WHIP	IP WLS BF H R ER SO BB IBB HBP BLK WP HR S P ERA WHIP	IP WLS BF H R ER SO BB IBB HBP BLK WP HR S P ERA WHIP	IP WLS BF H R ER SO BB IBB HBP BLK WP HR S P ERA WHIP	IP WLS BF H R ER SO BB IBB HBP BLK WP HR S P ERA WHIP	IP WLS BF H R ER SO BB IBB HBP BLK WP HR S P ERA WHIP	IP WLS BF H R ER SO BB IBB HBP BLK WP HR S P ERA WHIP	IP WLS BF H R ER SO BB IBB HBP BLK WP HR S P ERA WHIP	IP WLS BF H R ER SO BB IBB HBP BLK WP HR S P ERA WHIP	IP WLS BF H R ER SO BB IBB HBP BLK WP HR S P ERA WHIP	IP WLS BF H R ER SO BB IBB HBP BLK WP HR S P ERA WHIP	IP WLS BF H R ER SO BB IBB HBP BLK WP HR S P ERA WHIP	IP WLS BF H R ER SO BB IBB HBP BLK WP HR S P ERA WHIP	IP WLS BF H R ER SO BB IBB HBP BLK WP HR S P ERA WHIP						
39 Jason Hammel, R ERA: 5.05	6.0	L	30	11	7	6	3	1	0	0	0	0	0	0	0	0	1	0	65	96	9.00	2.000
61 Kevin McCarthy, R ERA: 2.9	1.0		4	2	1	1	0	0	0	0	0	0	0	0	0	0	0	1	8	11	9.00	2.000
64 Mike Morin, R ERA: 6.32	1.0		4	0	0	0	0	1	0	0	0	0	0	0	0	0	0	0	10	17	0.00	1.000

Batter	1	2	3	4	5	6	7	8	9	AB	R	H	RBI	BB	SO	LOB	TOP										
15 Whit Merrifield, R OBP: 0.325, SLG: 0.460	G6-3		K			F8		G1-3	K	5	1	1	0	0	2	3											
53 Melky Cabrera, S OBP: 0.327, SLG: 0.429	F7			L9		L8		G1-3	K	4	1	1	0	0	0	0											
35 Eric Hosmer, L OBP: 0.389, SLG: 0.507	K			G1				G1-3		4	0	1	0	0	1	2											
37 Brandon Moss, L OBP: 0.286, SLG: 0.447 0 Terrance Gore, R (8, PR)	K			K						4	0	1	2	0	3	1											
19 Cheslor Cuthbert, R OBP: 0.277, SLG: 0.328 8 Mike Moustakas, L OBP: 0.315, SLG: 0.522 46 Ramón Torres, S OBP: 0.289, SLG: 0.282	G5-3			K				K		3	0	1	0	0	1	0											
16 Paulo Orlando, R OBP: 0.194, SLG: 0.186	P3			1B						4	0	1	0	0	1	2											
2 Alcides Escobar, R OBP: 0.273, SLG: 0.351	G6-3			K						3	0	0	0	1	1	3											
4 Alex Gordon, L OBP: 0.286, SLG: 0.307				F7						3	0	1	0	0	0	4											
36 Cam Gallagher, R OBP: 0.391, SLG: 0.500 38 Jorge Bonifacio, R OBP: 0.315, SLG: 0.423 9 Drew Butera, R OBP: 0.288, SLG: 0.340	K			K		F9		K	K	2	0	0	0	0	1	1											
Inning Stats	R: 0 E: 0 K: 1 S: 13	H: 0 LOB: 0 BB: 0 P: 18	R: 0 E: 0 K: 1 S: 7	H: 0 LOB: 0 BB: 0 P: 9	R: 0 E: 0 K: 2 S: 9	H: 0 LOB: 1 BB: 0 P: 13	R: 0 E: 0 K: 1 S: 8	H: 0 LOB: 0 BB: 0 P: 10	R: 0 E: 0 K: 2 S: 10	H: 1 LOB: 1 BB: 0 P: 12	R: 0 E: 0 K: 0 S: 7	H: 0 LOB: 0 BB: 0 P: 9	R: 0 E: 1 K: 2 S: 22	H: 2 LOB: 3 BB: 0 P: 28	R: 2 E: 0 K: 2 S: 18	H: 3 LOB: 2 BB: 0 P: 26	R: 0 E: 0 K: 2 S: 13	H: 1 LOB: 2 BB: 1 P: 22	1B: 7 2B: 0 3B: 0 HR: 0	SF: 0 SAC: 0 DP: 0 HBP: 1	WP: 0 PB: 0 SB: 1 CS: 0	PA: 37					
PITCHER	IP	WLS	BF	H	R	ER	SO	BB	IBB	HBP	BLK	WP	HR	S	P	ERA	WHIP										
28 Corey Kluber, R ERA: 2.35	7.0	W	26	3	0	0	9	0	0	1	0	0	0	76	99	0.00	0.429										
27 Bryan Shaw, R ERA: 3.34	0.1	H	3	2	2	2	1	0	0	0	0	0	0	9	13	54.00	6.000										
49 Tyler Olson, L ERA:	0.1	H	2	1	0	0	0	0	0	0	0	0	0	6	9	0.00	3.000										
37 Cody Allen, R ERA: 2.47	1.1	S	6	1	0	0	3	1	0	0	0	0	0	16	26	0.00	1.500										

Kansas City Royals @ Cleveland Indians
Progressive Field, Cleveland, OH
Sun Sep 17 2017, 1:13 PM - 4:10 PM EDT
Att: 32,313 - Sunny - 76 F

AB 35
R 2
H 7
RBI 2
BB 1
SO 13
LOB 19



Batter	1	2	3	4	5	6	7	8	9	AB	R	H	RBI	BB	SO	LOB	BOTTOM										
12 Francisco Lindor, S OBP: 0.339, SLG: 0.507	G1-3		L8			F8	P6			4	0	0	0	0	0	2											
26 Austin Jackson, R OBP: 0.372, SLG: 0.482	K			E4		F9	G5-3			4	1	1	0	0	1	0											
41 Carlos Santana, S OBP: 0.374, SLG: 0.475	K			F7						3	0	0	0	1	1	1											
10 Edwin Encarnación, R OBP: 0.377, SLG: 0.500	K			HR						3	1	1	2	1	1	2											
32 Jay Bruce, L OBP: 0.323, SLG: 0.509	G3-1			K		G3				4	0	0	0	0	1	3											
Yandy Díaz, R OBP: 0.362, SLG: 0.321 9 Erik González, R OBP: 0.292, SLG: 0.451	G4-3			G6-3						3	0	0	0	0	0	0											
22 Jason Kipnis, L OBP: 0.284, SLG: 0.407 53 Greg Allen, S OBP: 0.286, SLG: 0.360	K			K						2	0	0	0	0	2	0											
55 Roberto Pérez, R OBP: 0.304, SLG: 0.375	K			F9						3	0	1	0	0	1	0											
39 Gio Urshela, R OBP: 0.265, SLG: 0.266	E6			K						3	0	0	1	0	1	1											
Inning Stats	R: 0 E: 0 K: 2 S: 9	H: 0 LOB: 0 BB: 0 P: 14	R: 0 E: 0 K: 1 S: 9	H: 0 LOB: 0 BB: 0 P: 10	R: 0 E: 1 K: 2 S: 9	H: 0 LOB: 1 BB: 0 P: 12	R: 2 E: 1 K: 1 S: 9	H: 1 LOB: 0 BB: 0 P: 14	R: 0 E: 0 K: 2 S: 11	H: 0 LOB: 0 BB: 0 P: 12	R: 0 E: 0 K: 0 S: 10	H: 1 LOB: 2 BB: 1 P: 20	R: 0 E: 0 K: 0 S: 13	H: 1 LOB: 1 BB: 0 P: 21	R: 0 E: 0 K: 0 S: 11	H: 0 LOB: 1 BB: 1 P: 20	1B: 2 2B: 0 3B: 0 HR: 1	SF: 0 SAC: 0 DP: 0 HBP: 1	WP: 0 PB: 0 SB: 0 CS: 0	PA: 32							
PITCHER	IP	WLS	BF	H	R	ER	SO	BB	IBB	HBP	BLK	WP	HR	S	P	ERA	WHIP										
41 Danny Duffy, L ERA: 3.71	5.0	L	18	1	2	1	8	0	0	0	0	0	0	10	20	0.00	2.000										
54 Scott Alexander, L ERA: 2.23	1.0		5	1	0	0	0	1	0	0	0	0	0	12	19	13.50	1.500										
47 Peter Moylan, R ERA: 3.72	0.2		4	1	1	1	0	0	0	1	0	0	0	1	2	0.00	0.000										
49 Ryan Buchter, L ERA: 3.13	0.1		1	0	0	0	0	0	0	0	0	0	0	1	2	0.00	0.000										
48 Joakim Soria, R ERA: 3.88	1.0		4	0	0	0	0	1	0	0	0	0	0	11	20	0.00	1.000										

Kansas City Royals @ Cleveland Indians
Progressive Field, Cleveland, OH
Sun Sep 17 2017, 1:13 PM - 4:10 PM EDT
Att: 32,313 - Sunny - 76 F

AB 29
R 3
H 3
RBI 3
BB 2
SO 8
LOB 9



Batter	1	2	3	4	5	6	7	8	9	AB	R	H	RBI	BB	SO	LOB	TOP										
12 Francisco Lindor, S OBP: 0.339, SLG: 0.507										4	1	1	2	1	1	1	Cleveland Indians @ Los Angeles Angels Angel Stadium of Anaheim, Anaheim, CA Wed Sep 20 2017, 7:09 PM - 10:48 PM PDT Att: 38,424 - Partly Cloudy - 71 F										
26 Austin Jackson, R OBP: 0.370, SLG: 0.490										5	2	2	0	0	1	3											
11 José Ramírez, S OBP: 0.370, SLG: 0.575										5	0	2	1	0	1	1											
10 Edwin Encarnación, R OBP: 0.377, SLG: 0.497										4	0	1	1	1	1	0											
32 Jay Bruce, L OBP: 0.325, SLG: 0.513										5	1	1	0	0	0	3											
41 Carlos Santana, S OBP: 0.294, SLG: 0.473										4	1	2	0	1	2	0											
22 Jason Kipnis, L OBP: 0.284, SLG: 0.407										4	0	2	1	0	0	2											
53 Greg Allen, S OBP: 0.310, SLG: 0.385										0	0	0	0	0	0	0											
55 Roberto Pérez, R OBP: 0.302, SLG: 0.385										4	0	0	0	0	1	6											
39 Gio Urshela, R OBP: 0.270, SLG: 0.278										4	1	2	1	0	0	1											
Inning Stats	R: 0 E: 0 K: 2 S: 14	H: 1 LOB: 2 BB: 1 P: 23	R: 1 E: 0 K: 0 S: 14	H: 2 LOB: 1 BB: 0 P: 22	R: 0 E: 0 K: 0 S: 7	H: 0 LOB: 0 BB: 0 P: 13	R: 1 E: 0 K: 1 S: 10	H: 2 LOB: 3 BB: 2 P: 21	R: 0 E: 0 K: 1 S: 7	H: 0 LOB: 0 BB: 0 P: 12	R: 3 E: 0 K: 1 S: 21	H: 6 LOB: 1 BB: 0 P: 33	R: 1 E: 0 K: 0 S: 20	H: 2 LOB: 1 BB: 0 P: 28	R: 0 E: 0 K: 1 S: 8	H: 0 LOB: 0 BB: 0 P: 12	1B: 7 2B: 5 3B: 0 HR: 1	SF: 0 SAC: 0 DP: 0 HBP: 0	WP: 0 PB: 0 SB: 1 CS: 0	PA: 42							
PITCHER	IP 5.0	WLS 23	BF 27	H 5	R 2	ER 2	SO 4	BB 2	IBB 1	HBP 0	BLK 0	WP 0	HR 0	S 53	P 92	ERA 3.60	WHIP 1.400										
47 Ricky Nolasco, R ERA: 5.08																											
36 Yusmeiro Petit, R ERA: 2.37	IP 1.1	WLS L	BF 7	H 3	R 3	ER 3	SO 2	BB 0	IBB 0	HBP 0	BLK 0	WP 0	HR 1	S 19	P 29	ERA 20.25	WHIP 2.250										
39 Keynan Middleton, R ERA: 4.25	IP 0.2	WLS 5	BF 3	H 3	R 0	ER 0	SO 0	BB 0	IBB 0	HBP 0	BLK 0	WP 0	HR 0	S 9	P 16	ERA 0.00	WHIP 4.500										
60 Eduardo Paredes, R ERA: 3.26	IP 0.2	WLS 3	BF 1	H 1	R 1	ER 1	SO 0	BB 0	IBB 0	HBP 0	BLK 0	WP 0	HR 0	S 14	P 19	ERA 13.50	WHIP 1.500										
53 Blake Parker, R ERA: 2.34	IP 1.1	WLS 4	BF 1	H 0	R 0	ER 0	SO 1	BB 0	IBB 0	HBP 0	BLK 0	WP 0	HR 0	S 14	P 21	ERA 0.00	WHIP 0.750										

Batter	1	2	3	4	5	6	7	8	9	AB	R	H	RBI	BB	SO	LOB	BOTTOM										
4 Brandon Phillips, R OBP: 0.323, SLG: 0.413										5	1	2	0	0	1	2	Cleveland Indians @ Los Angeles Angels Angel Stadium of Anaheim, Anaheim, CA Wed Sep 20 2017, 7:09 PM - 10:48 PM PDT Att: 38,424 - Partly Cloudy - 71 F										
27 Mike Trout, R OBP: 0.445, SLG: 0.628										5	0	1	1	0	1	1											
8 Justin Upton, R OBP: 0.369, SLG: 0.549										4	0	2	0	0	0	2											
5 Albert Pujols, R OBP: 0.287, SLG: 0.392										4	1	1	1	0	1	2											
56 Kole Calhoun, L OBP: 0.332, SLG: 0.391										2	1	1	0	2	1	0											
2 Andrelton Simmons, R OBP: 0.332, SLG: 0.428										4	0	1	0	0	1	2											
18 Luis Valbuena, L OBP: 0.293, SLG: 0.428										2	0	0	0	0	1	2											
7 Cliff Pennington, S OBP: 0.317, SLG: 0.335										2	0	0	0	0	2	1											
24 C.J. Cron, R OBP: 0.318, SLG: 0.474										4	1	2	2	0	0	1											
12 Martín Maldonado, R OBP: 0.278, SLG: 0.370										2	0	0	0	0	0	2											
25 Ben Revere, L OBP: 0.255, SLG: 0.342										1	1	1	0	0	0	0											
13 Juan Graterol, R OBP: 0.235, SLG: 0.289										0	0	0	0	0	0	0											
8 Eric Young Jr., S OBP: 0.339, SLG: 0.388										1	0	0	0	0	1	0											
Inning Stats	R: 0 E: 0 K: 2 S: 12	H: 1 LOB: 1 BB: 0 P: 14	R: 1 E: 0 K: 1 S: 16	H: 3 LOB: 0 BB: 0 P: 25	R: 0 E: 0 K: 0 S: 8	H: 1 LOB: 0 BB: 0 P: 10	R: 0 E: 0 K: 2 S: 8	H: 0 LOB: 0 BB: 0 P: 13	R: 1 E: 0 K: 0 S: 9	H: 2 LOB: 1 BB: 0 P: 15	R: 0 E: 0 K: 0 S: 10	H: 0 LOB: 0 BB: 1 P: 16	R: 2 E: 1 K: 1 S: 14	H: 3 LOB: 1 BB: 0 P: 18	R: 1 E: 0 K: 1 S: 12	H: 1 LOB: 1 BB: 1 P: 20	R: 0 E: 0 K: 2 S: 9	H: 0 LOB: 0 BB: 0 P: 14	1B: 4 2B: 5 3B: 0 HR: 2	SF: 0 SAC: 0 DP: 2 HBP: 0	WP: 0 PB: 0 SB: 0 CS: 0	PA: 38					
PITCHER	IP 5.1	WLS 22	BF 27	H 7	R 2	ER 2	SO 5	BB 0	IBB 0	HBP 0	BLK 0	WP 0	HR 0	S 57	P 83	ERA 3.38	WHIP 1.312										
43 Josh Tomlin, R ERA: 4.98																											
49 Tyler Olson, L ERA: 3.55	IP 1.0	WLS W	BF 3	H 0	R 0	ER 0	SO 1	BB 1	IBB 0	HBP 0	BLK 0	WP 0	HR 0	S 9	P 13	ERA 0.00	WHIP 1.000										
3B Joe Smith, R ERA: 3.55	IP 0.2	WLS H	BF 6	H 4	R 3	ER 3	SO 0	BB 0	IBB 0	HBP 0	BLK 0	WP 0	HR 1	S 13	P 18	ERA 40.50	WHIP 6.000										
Craig Breslow, L ERA: 4.72	IP 0.0	WLS S	BF 1	H 0	R 0	ER 0	SO 0	BB 0	IBB 0	HBP 0	BLK 0	WP 0	HR 0	S 1	P 5	ERA ∞	WHIP ∞										
27 Bryan Shaw, R ERA: 3.33	IP 2.0	WLS 6	BF 6	H 0	R 0	ER 0	SO 3	BB 0	IBB 0	HBP 0	BLK 0	WP 0	HR 0	S 18	P 26	ERA 0.00	WHIP 0.000										

Batter	1	2	3	4	5	6	7	8	9	AB	R	H	RBI	BB	SO	LOB	TOP					
12 Francisco Lindor, S OBP: 0.340, SLG: 0.511										3	1	1	3	1	2	0						
53 Greg Allen, S OBP: 0.273, SLG: 0.333										4	0	0	0	0	0	1						
41 Carlos Santana, S OBP: 0.370, SLG: 0.470										4	0	0	0	0	1	0						
10 Edwin Encarnación, R OBP: 0.376, SLG: 0.501										4	1	1	1	0	1	0						
32 Jay Bruce, L OBP: 0.326, SLG: 0.514										3	0	1	0	1	0	0						
Abraham Almonte, S OBP: 0.314, SLG: 0.371										4	0	1	0	0	0	2						
7 Yan Gomes, R OBP: 0.301, SLG: 0.370										4	0	1	0	0	1	1						
39 Gio Urshela, R OBP: 0.271, SLG: 0.279										3	1	1	0	0	0	0						
9 Enk González, R OBP: 0.284, SLG: 0.438										3	1	0	0	0	1	2						
Inning Stats	R: 0 E: 0 K: 1 S: 13	H: 0 LOB: 0 BB: 0 P: 18	R: 1 E: 0 K: 0 S: 11	H: 1 LOB: 0 BB: 1 P: 16	R: 0 E: 0 K: 0 S: 7	H: 0 LOB: 1 BB: 1 P: 14	R: 0 E: 0 K: 0 S: 6	H: 1 LOB: 1 BB: 0 P: 8	R: 3 E: 0 K: 0 S: 11	H: 3 LOB: 0 BB: 0 P: 21	R: 0 E: 0 K: 1 S: 16	H: 1 LOB: 1 BB: 0 P: 24	R: 0 E: 0 K: 2 S: 13	H: 0 LOB: 0 BB: 0 P: 19	R: 0 E: 0 K: 0 S: 9	H: 0 LOB: 0 BB: 0 P: 13	R: 0 E: 0 K: 0 S: 5	H: 0 LOB: 0 BB: 0 P: 8	1B: 3 2B: 1 3B: 0 HR: 2	SF: 0 SAC: 0 DP: 1 HBP: 0	WP: 0 PB: 0 SB: 0 CS: 0	PA: 34
PITCHER	IP: 5.1 WLS: L BF: 22	H: 5 R: 4 ER: 4 SO: 1	BB: 2 IBB: 0 HBP: 0 BLK: 0	WP: 0 HR: 2 S: 51 P: 80	ERA: 6.75 WHIP: 1.312	IP: 1.0 WLS: 3 BF: 3	H: 0 R: 0 ER: 0 SO: 0	BB: 0 IBB: 0 HBP: 0 BLK: 0	WP: 0 HR: 0 S: 5 P: 8	ERA: 0.00 WHIP: 0.000												
62 Parker Bridwell, R ERA: 3.86	65 Noé Ramirez, R ERA: 2.53	46 Blake Wood, R ERA: 5.6	32 Cam Bedrosian, R ERA: 3.43	59 Fernando Salas, R ERA: 5.43																		

Cleveland Indians @ Los Angeles Angels
Angel Stadium of Anaheim, Anaheim, CA

AB 32
R 4
H 6
RBI 4
BB 2
SO 6
LOB 6



WP: 0
PB: 0
SB: 0
CS: 0

Batter	1	2	3	4	5	6	7	8	9	AB	R	H	RBI	BB	SO	LOB	BOTTOM					
4 Brandon Phillips, R OBP: 0.323, SLG: 0.412										4	0	1	0	0	2	0						
27 Mike Trout, R OBP: 0.450, SLG: 0.630										2	1	2	0	2	0	0						
8 Justin Upton, R OBP: 0.367, SLG: 0.545										4	0	0	0	0	2	4						
5 Albert Pujols, R OBP: 0.286, SLG: 0.393										4	0	1	1	0	1	1						
56 Kole Calhoun, L OBP: 0.331, SLG: 0.389										3	0	0	0	1	2	1						
2 Andrelton Simmons, R OBP: 0.331, SLG: 0.427										4	0	1	0	0	0	0						
18 Luis Valbuena, L OBP: 0.288, SLG: 0.425										2	0	0	0	2	0	0						
24 C.J. Cron, R OBP: 0.315, SLG: 0.469										3	0	0	0	0	2	4						
12 Martín Maldonado, R OBP: 0.276, SLG: 0.367										3	0	0	0	0	2	4						
Inning Stats	R: 1 E: 0 K: 2 S: 20	H: 2 LOB: 1 BB: 1 P: 30	R: 0 E: 0 K: 1 S: 6	H: 0 LOB: 0 BB: 0 P: 11	R: 0 E: 0 K: 1 S: 9	H: 0 LOB: 1 BB: 1 P: 14	R: 0 E: 0 K: 0 S: 5	H: 0 LOB: 0 BB: 0 P: 5	R: 0 E: 0 K: 1 S: 11	H: 0 LOB: 0 BB: 1 P: 16	R: 0 E: 0 K: 0 S: 7	H: 1 LOB: 0 BB: 0 P: 11	R: 0 E: 0 K: 3 S: 15	H: 1 LOB: 3 BB: 2 P: 26	R: 0 E: 0 K: 2 S: 11	H: 1 LOB: 0 BB: 0 P: 16	R: 0 E: 0 K: 1 S: 10	H: 0 LOB: 0 BB: 0 P: 15	1B: 4 2B: 1 3B: 0 HR: 0	SF: 0 SAC: 0 DP: 1 HBP: 0	WP: 0 PB: 0 SB: 0 CS: 1	PA: 34
PITCHER	IP: 2.2 WLS: W BF: 6	H: 0 R: 0 ER: 0 SO: 0	BB: 2 IBB: 0 HBP: 0 BLK: 0	WP: 0 HR: 0 S: 12 P: 16	ERA: 0.00 WHIP: 0.600	IP: 1.0 WLS: S BF: 3	H: 0 R: 0 ER: 0 SO: 1	BB: 0 IBB: 0 HBP: 0 BLK: 0	WP: 0 HR: 0 S: 10 P: 15	ERA: 0.00 WHIP: 0.000												
31 Danny Salazar, R ERA: 4.48	34 Zach McAllister, R ERA: 2.66	Dan Otero, R ERA: 2.64	24 Andrew Miller, L ERA: 1.55	Nick Goody, R ERA: 2.53	49 Tyler Olson, L ERA:																	

Cleveland Indians @ Los Angeles Angels
Angel Stadium of Anaheim, Anaheim, CA

AB 29
R 1
H 5
RBI 1
BB 5
SO 11
LOB 14



WP: 0
PB: 0
SB: 0
CS: 1

Thu Sep 21 2017, 1:09 PM - 4:09 PM PDT
Att: 29,863 - Partly Cloudy - 71 F

Thu Sep 21 2017, 1:09 PM - 4:09 PM PDT
Att: 29,863 - Partly Cloudy - 71 F

Batter	1	2	3	4	5	6	7	8	9	AB	R	H	RBI	BB	SO	LOB	TOP										
12 Francisco Lindor, S OBP: 0.339, SLG: 0.508										4	0	0	0	0	1	0	Cleveland Indians @ Seattle Mariners Safeco Field, Seattle, WA Fri Sep 22 2017, 7:13 PM - 9:35 PM PDT Att: 27,462 - Partly Cloudy - 65 F										
26 Austin Jackson, R OBP: 0.381, SLG: 0.492										3	0	1	0	1	1	0											
11 José Ramírez, S OBP: 0.367, SLG: 0.571										4	0	0	0	0	2	2											
10 Edwin Encarnación, R OBP: 0.374, SLG: 0.497										4	0	0	0	0	1	2											
32 Jay Bruce, L OBP: 0.324, SLG: 0.511										3	0	0	0	0	1	0											
41 Carlos Santana, S OBP: 0.368, SLG: 0.467										3	0	0	0	0	0	0											
22 Jason Kipnis, L OBP: 0.284, SLG: 0.406										3	0	1	0	0	2	0											
53 Greg Allen, S OBP: 0.273, SLG: 0.333										0	0	0	0	0	0	0											
55 Roberto Pérez, R OBP: 0.298, SLG: 0.379										3	0	0	0	0	1	1											
39 Gio Urshela, R OBP: 0.272, SLG: 0.302										3	1	1	1	0	1	0											
Inning Stats	R: 0 H: 1 E: 0 K: 2 S: 10	H: 1 LOB: 1 BB: 0 P: 17	R: 0 H: 0 E: 0 K: 1 S: 11	H: 1 LOB: 1 BB: 0 P: 17	R: 1 H: 1 E: 0 K: 1 S: 13	H: 1 LOB: 0 BB: 0 P: 21	R: 0 H: 0 E: 0 K: 1 S: 5	H: 0 LOB: 0 BB: 0 P: 5	R: 0 H: 0 E: 0 K: 1 S: 6	H: 0 LOB: 0 BB: 0 P: 8	R: 0 H: 0 E: 0 K: 2 S: 7	H: 0 LOB: 0 BB: 0 P: 11	R: 0 H: 0 E: 0 K: 0 S: 7	H: 0 LOB: 0 BB: 0 P: 10	R: 0 H: 0 E: 0 K: 2 S: 11	H: 0 LOB: 1 BB: 0 P: 16	R: 0 H: 0 E: 0 K: 0 S: 4	H: 0 LOB: 1 BB: 1 P: 10	1B: 1 2B: 1 3B: 0 HR: 1	SF: 0 SAC: 0 DP: 0 HBP: 0	WP: 0 PB: 0 SB: 0 CS: 0	PA: 31					
PITCHER	IP	WLS	BF	H	R	ER	SO	BB	IBB	HBP	BLK	WP	HR	S	P	ERA	WHIP										
31 Erasmo Ramírez, R ERA: 4.35	8.0		27	3	1	1	10	0	0	0	0	0	1	70	105	1.12	0.375										
39 Edwin Díaz, R ERA: 3.41	1.0	W	4	0	0	0	0	1	0	0	0	0	0	4	10	0.00	1.000										

Batter	1	2	3	4	5	6	7	8	9	AB	R	H	RBI	BB	SO	LOB	BOTTOM										
2 Jean Segura, R OBP: 0.346, SLG: 0.424										4	0	0	0	0	1	1	Cleveland Indians @ Seattle Mariners Safeco Field, Seattle, WA Fri Sep 22 2017, 7:13 PM - 9:35 PM PDT Att: 27,462 - Partly Cloudy - 65 F										
17 Mitch Haniger, R OBP: 0.349, SLG: 0.473										4	0	1	0	0	1	0											
22 Robinson Canó, L OBP: 0.345, SLG: 0.463										3	1	2	0	1	1	0											
23 Nelson Cruz, R OBP: 0.377, SLG: 0.546										3	1	2	2	1	0	2											
15 Kyle Seager, L OBP: 0.322, SLG: 0.448										3	1	1	0	0	2	3											
10 Yonder Alonso, L OBP: 0.363, SLG: 0.487										3	0	1	0	0	1	0											
16 Ben Gamel, L OBP: 0.324, SLG: 0.411										3	0	0	0	0	0	1											
52 Carlos Ruiz, R OBP: 0.314, SLG: 0.361										3	0	0	0	0	0	1											
5 Guillermo Heredia, R OBP: 0.321, SLG: 0.343										2	0	0	0	1	1	0											
Inning Stats	R: 0 H: 0 E: 0 K: 2 S: 16	H: 0 LOB: 2 BB: 2 P: 28	R: 0 H: 0 E: 0 K: 0 S: 8	H: 0 LOB: 0 BB: 0 P: 11	R: 0 H: 0 E: 0 K: 0 S: 4	H: 0 LOB: 1 BB: 1 P: 13	R: 0 H: 1 E: 0 K: 2 S: 7	H: 1 LOB: 0 BB: 0 P: 12	R: 0 H: 0 E: 0 K: 1 S: 9	H: 0 LOB: 0 BB: 0 P: 13	R: 0 H: 2 E: 0 K: 1 S: 14	H: 2 LOB: 2 BB: 0 P: 22	R: 1 H: 2 E: 1 K: 0 S: 12	H: 2 LOB: 0 BB: 0 P: 17	R: 0 H: 0 E: 0 K: 1 S: 7	H: 0 LOB: 0 BB: 0 P: 10		R: 2 H: 2 E: 0 K: 0 S: 3	H: 2 LOB: 0 BB: 0 P: 6	1B: 5 2B: 1 3B: 0 HR: 1	SF: 0 SAC: 0 DP: 2 HBP: 0	WP: 0 PB: 0 SB: 0 CS: 1	PA: 31				
PITCHER	IP	WLS	BF	H	R	ER	SO	BB	IBB	HBP	BLK	WP	HR	S	P	ERA	WHIP										
47 Trevor Bauer, R ERA: 4.28	7.0		26	5	1	1	6	3	0	0	0	0	0	70	116	1.29	1.143										
36 Joe Smith, R ERA: 3.48	1.0		3	0	0	0	1	0	0	0	0	0	0	7	10	0.00	0.000										
37 Cody Allen, R ERA: 2.86	0.0	L	2	2	2	2	0	0	0	0	0	0	1	3	6	∞	∞										

AB	30
R	1
H	3
RBI	1
BB	1
SO	10
LOB	5



Batter	1	2	3	4	5	6	7	8	9	AB	R	H	RBI	BB	SO	LOB	TOP					
12 Francisco Lindor, S OBP: 0.339, SLG: 0.514										5	3	2	1	0	0	1						
26 Austin Jackson, R OBP: 0.389, SLG: 0.500										4	3	3	1	1	0	0						
11 José Ramírez, S OBP: 0.369, SLG: 0.579										3	1	3	4	0	0	0						
32 Jay Bruce, L OBP: 0.323, SLG: 0.508										3	0	0	0	0	2	3						
53 Greg Allen, S OBP: 0.296, SLG: 0.355										1	1	1	1	0	0	0						
41 Carlos Santana, S OBP: 0.366, SLG: 0.464										4	0	0	0	0	1	1						
Yandy Díaz, R OBP: 0.365, SLG: 0.326										1	0	1	0	0	0	0						
Tyler Naquin, L OBP: 0.295, SLG: 0.278										5	1	0	0	0	0	2						
7 Yan Gomes, R OBP: 0.305, SLG: 0.391										5	2	3	4	0	0	1						
39 Gio Urshela, R OBP: 0.270, SLG: 0.299										5	0	1	0	0	1	1						
9 Enk González, R OBP: 0.272, SLG: 0.418										5	0	0	0	0	4	3						
Inning Stats	R: 1 H: 2 E: 0 K: 0 S: 15	H: 2 LOB: 1 BB: 0 P: 26	R: 0 H: 0 E: 0 K: 0 S: 8	H: 0 LOB: 0 BB: 0 P: 9	R: 2 H: 2 E: 1 K: 2 S: 14	H: 2 LOB: 0 BB: 0 P: 23	R: 0 H: 1 E: 0 K: 1 S: 12	H: 1 LOB: 1 BB: 0 P: 13	R: 0 H: 2 E: 0 K: 1 S: 15	H: 2 LOB: 2 BB: 0 P: 24	R: 0 H: 1 E: 1 K: 1 S: 16	H: 1 LOB: 2 BB: 0 P: 21	R: 2 H: 1 E: 1 K: 1 S: 13	H: 1 LOB: 0 BB: 0 P: 20	R: 1 H: 1 E: 1 K: 1 S: 13	H: 1 LOB: 1 BB: 0 P: 17	R: 5 H: 4 E: 0 K: 1 S: 19	H: 4 LOB: 0 BB: 1 P: 27	1B: 8 2B: 2 3B: 0 HR: 4	SF: 3 SAC: 0 DP: 0 HBP: 0	WP: 0 PB: 0 SB: 0 CS: 0	PA: 45
PITCHER	IP WLS BF H R ER SO BB IBB HBP BLK WP HR S P ERA WHIP																					
48 Andrew Moore, R ERA: 5.34	4.0 L 17 5 3 2 3 0 0 0 0 0 0 1 49 71 4.50 1.250																					
32 Marco Gonzales, L ERA: 6.25	2.0 10 3 0 0 2 0 0 0 0 0 0 0 31 45 0.00 1.500																					
53 Dan Altavilla, R ERA: 4.33	1.0 5 1 2 0 1 0 0 0 0 0 0 0 13 20 0.00 1.000																					
45 Ryan Garton, R ERA: 5.79	1.0 5 1 1 1 1 0 0 0 0 0 0 1 13 17 9.00 1.000																					
37 Ariel Miranda, L ERA: 5.12	1.0 8 4 5 5 1 1 0 0 0 0 0 2 19 27 45.00 5.000																					

Cleveland Indians @ Seattle Mariners
Safeco Field, Seattle, WA
Sat Sep 23 2017, 1:12 PM - 4:42 PM PDT
Att: 31,565 - Partly Cloudy - G2 F

AB 41
R 11
H 14
RBI 11
BB 1
SO 8
LOB 12



Batter	1	2	3	4	5	6	7	8	9	AB	R	H	RBI	BB	SO	LOB	BOTTOM					
2 Jean Segura, R OBP: 0.345, SLG: 0.422										4	0	1	0	0	2	0						
21 Taylor Motter, R OBP: 0.264, SLG: 0.339										1	1	1	1	0	0	0						
17 Mitch Haniger, R OBP: 0.349, SLG: 0.470										4	0	1	0	1	2	2						
22 Robinson Canó, L OBP: 0.344, SLG: 0.461										5	0	1	1	0	2	3						
23 Nelson Cruz, R OBP: 0.377, SLG: 0.550										5	2	2	1	0	2	2						
15 Kyle Seager, L OBP: 0.324, SLG: 0.450										2	0	1	1	2	0	0						
10 Yonder Alonso, L OBP: 0.361, SLG: 0.484										3	0	0	0	0	1	2						
6 Gordon Beckham, R (8, PH)										1	0	0	0	0	1	1						
13 Jacob Hanemann, L (9, 7)										0	0	0	0	0	0	0						
16 Ben Gamel, L OBP: 0.325, SLG: 0.413										2	0	1	0	0	0	0						
26 Danny Valencia, R OBP: 0.312, SLG: 0.407										1	0	0	0	1	0	1						
3 Mike Zunino, R OBP: 0.329, SLG: 0.499										3	1	2	0	1	0	2						
5 Guillermo Heredia, R OBP: 0.318, SLG: 0.340										3	0	0	0	0	1	4						
20 Daniel Vogelbach, L OBP: 0.262, SLG: 0.190										1	0	1	0	0	0	0						
Inning Stats	R: 0 H: 0 E: 0 K: 3 S: 12	H: 0 LOB: 1 BB: 1 P: 19	R: 0 H: 0 E: 0 K: 0 S: 8	H: 0 LOB: 0 BB: 0 P: 11	R: 0 H: 3 E: 0 K: 1 S: 9	H: 3 LOB: 0 BB: 0 P: 16	R: 0 H: 1 E: 0 K: 0 S: 15	H: 1 LOB: 2 BB: 1 P: 27	R: 0 H: 0 E: 0 K: 1 S: 9	H: 0 LOB: 0 BB: 0 P: 11	R: 1 H: 2 E: 0 K: 2 S: 17	H: 2 LOB: 3 BB: 2 P: 32	R: 0 H: 0 E: 0 K: 2 S: 9	H: 0 LOB: 0 BB: 0 P: 13	R: 1 H: 1 E: 0 K: 1 S: 13	H: 1 LOB: 1 BB: 1 P: 22	R: 2 H: 4 E: 0 K: 1 S: 19	H: 4 LOB: 1 BB: 0 P: 32	1B: 8 2B: 2 3B: 0 HR: 1	SF: 0 SAC: 0 DP: 3 HBP: 0	WP: 0 PB: 0 SB: 1 CS: 0	PA: 40
PITCHER	IP WLS BF H R ER SO BB IBB HBP BLK WP HR S P ERA WHIP																					
59 Carlos Carrasco, R ERA: 3.43	5.2 W 24 6 1 0 3 2 0 0 0 0 0 0 17 30 1.59 1.412																					
24 Andrew Miller, L ERA: 1.52	1.1 H 6 0 0 0 3 2 0 0 0 0 0 0 17 30 0.00 1.500																					
Nick Goody, R ERA: 2.7	0.0 1 1 1 1 0 0 0 0 0 0 0 1 3 6 ∞ ∞																					
49 Tyler Olson, L ERA	0.0 1 0 0 0 0 1 0 0 0 0 0 0 2 6 ∞ ∞																					
27 Bryan Shaw, R ERA: 3.28	1.0 2 0 0 0 1 0 0 0 0 0 0 0 8 10 0.00 0.000																					
PITCHER	IP WLS BF H R ER SO BB IBB HBP BLK WP HR S P ERA WHIP																					
Dan Otero, R ERA: 2.9	1.0 6 4 2 2 1 0 0 0 0 0 0 0 6 10 1.00 1.000																					

Cleveland Indians @ Seattle Mariners
Safeco Field, Seattle, WA
Sat Sep 23 2017, 1:12 PM - 4:42 PM PDT
Att: 31,565 - Partly Cloudy - G2 F

AB 35
R 4
H 11
RBI 4
BB 5
SO 11
LOB 17




Batter	1	2	3	4	5	6	7	8	9	AB	R	H	RBI	BB	SO	LOB	TOP										
12 Francisco Lindor, S OBP: 0.339, SLG: 0.512	P5						F8		K	4	0	1	0	0	1	0	Cleveland Indians @ Seattle Mariners Safeco Field, Seattle, WA Sun Sep 24 2017, 1:11 PM - 4:00 PM PDT Att: 23,695 - Sunny - 61 F										
26 Austin Jackson, R OBP: 0.383, SLG: 0.492	K		G5-3			G5-3	G4-3			4	0	0	0	0	1	3											
11 José Ramírez, S OBP: 0.370, SLG: 0.583	G4-3									4	2	2	1	0	0	0											
10 Edwin Encarnación, R OBP: 0.375, SLG: 0.501		G5-3								4	2	2	1	0	0	0											
32 Jay Bruce, L OBP: 0.322, SLG: 0.507		K								4	0	1	0	0	2	1											
22 Jason Kipnis, L OBP: 0.287, SLG: 0.412	E7									3	0	2	2	0	0	0											
53 Greg Allen, S OBP: 0.286, SLG: 0.355	1B									0	0	0	0	0	0	0											
55 Roberto Pérez, R OBP: 0.293, SLG: 0.372	K									4	0	0	0	0	2	3											
Abraham Almonte, S OBP: 0.313, SLG: 0.368			K							4	0	1	0	0	1	1											
39 Gio Urshela, R OBP: 0.263, SLG: 0.291	G5-3									4	0	0	0	0	1	1											
Inning Stats	R: 0 E: 0 K: 1 S: 7	H: 0 LOB: 0 BB: 0 P: 9	R: 0 E: 1 K: 2 S: 14	H: 1 LOB: 1 BB: 0 P: 18	R: 0 E: 0 K: 1 S: 11	H: 1 LOB: 1 BB: 0 P: 14	R: 2 E: 0 K: 1 S: 16	H: 3 LOB: 1 BB: 0 P: 26	R: 0 E: 0 K: 0 S: 5	H: 0 LOB: 0 BB: 0 P: 9	R: 1 E: 0 K: 0 S: 11	H: 1 LOB: 0 BB: 0 P: 17	R: 0 E: 0 K: 0 S: 12	H: 1 LOB: 2 BB: 0 P: 18	R: 1 E: 0 K: 1 S: 11	H: 2 LOB: 1 BB: 0 P: 16	R: 0 E: 0 K: 2 S: 9	H: 0 LOB: 0 BB: 0 P: 17	1B: 5 2B: 3 HR: 1	SF: 1 SAC: 0 DP: 0 HBP: 1	WP: 1 PB: 0 SB: 1 CS: 0	PA: 37					
PITCHER	IP	WLS	BF	H	R	ER	SO	BB	IBB	HBP	BLK	WP	HR	S	P	ERA	WHIP										
8 Mike Leake, R ERA: 3.92	6.2	L	28	7	3	3	5	0	0	1	0	0	1	74	106	4.05	1.050										
59 Shae Simmons, R ERA: 1.35	0.2		3	1	1	1	0	0	0	0	0	1	0	7	14	13.50	1.500										
47 James Pazos, L ERA: 3.54	0.1		2	1	0	0	0	0	0	0	0	0	0	3	4	0.00	3.000										
50 Nick Vincent, R ERA: 2.86	0.1		1	0	0	0	1	0	0	0	0	0	0	3	3	0.00	0.000										
54 Emilio Pagán, R ERA: 3.45	1.0		3	0	0	0	2	0	0	0	0	0	0	9	17	0.00	0.000										
Batter	1	2	3	4	5	6	7	8	9	AB	R	H	RBI	BB	SO	LOB	BOTTOM										
16 Ben Gamel, L OBP: 0.326, SLG: 0.419	L7		L9							3	1	1	2	1	0	1	Cleveland Indians @ Seattle Mariners Safeco Field, Seattle, WA Sun Sep 24 2017, 1:11 PM - 4:00 PM PDT Att: 23,695 - Sunny - 61 F										
17 Mitch Haniger, R OBP: 0.351, SLG: 0.471			F9							4	0	2	0	0	0	2											
22 Robinson Canó, L OBP: 0.342, SLG: 0.458	F7									4	0	0	0	0	2	2											
23 Nelson Cruz, R OBP: 0.376, SLG: 0.550	K2-3									4	0	1	0	0	2	2											
15 Kyle Seager, L OBP: 0.324, SLG: 0.447		K								3	0	0	0	1	3	1											
10 Yonder Alonso, L OBP: 0.360, SLG: 0.482		K								4	0	1	0	0	1	3											
3 Mike Zunino, R OBP: 0.326, SLG: 0.493		K								4	0	0	0	0	3	1											
5 Guillermo Heredia, R OBP: 0.315, SLG: 0.337										4	1	0	0	0	0	1											
21 Taylor Motter, R OBP: 0.285, SLG: 0.339										3	0	1	0	0	2	1											
20 Daniel Vogelbach, L OBP: 0.260, SLG: 0.182										1	0	0	0	0	1	0											
Inning Stats	R: 0 E: 0 K: 1 S: 8	H: 1 LOB: 1 BB: 0 P: 13	R: 0 E: 0 K: 3 S: 12	H: 0 LOB: 0 BB: 0 P: 14	R: 0 E: 0 K: 0 S: 8	H: 1 LOB: 1 BB: 0 P: 12	R: 0 E: 0 K: 1 S: 11	H: 1 LOB: 1 BB: 1 P: 19	R: 2 E: 1 K: 2 S: 16	H: 2 LOB: 1 BB: 0 P: 24	R: 0 E: 0 K: 2 S: 12	H: 1 LOB: 1 BB: 0 P: 16	R: 0 E: 0 K: 1 S: 5	H: 0 LOB: 1 BB: 1 P: 10	R: 0 E: 1 K: 2 S: 12	H: 0 LOB: 1 BB: 0 P: 17	R: 0 E: 0 K: 2 S: 9	H: 0 LOB: 0 BB: 0 P: 13	1B: 4 2B: 2 HR: 1	SF: 0 SAC: 0 DP: 1 HBP: 0	WP: 1 PB: 0 SB: 0 CS: 0	PA: 36					
PITCHER	IP	WLS	BF	H	R	ER	SO	BB	IBB	HBP	BLK	WP	HR	S	P	ERA	WHIP										
28 Corey Kluber, R ERA: 2.27	7.0	W	29	6	2	0	10	2	0	0	0	0	0	12	17	0.00	1.143										
27 Bryan Shaw, R ERA: 3.24	1.0	H	4	0	0	0	2	0	0	0	0	0	0	9	13	0.00	0.000										
37 Cody Allen, R ERA: 2.81	1.0	S	3	0	0	0	2	0	0	0	0	0	0	9	13	0.00	0.000										

Batter	1	2	3	4	5	6	7	8	9	AB	R	H	RBI	BB	SO	LOB	TOP							
2 Brian Dozier, R OBP: 0.353, SLG: 0.487										3	1	1	0	1	1	0	Minnesota Twins @ Cleveland Indians Progressive Field, Cleveland, OH Wed Sep 27 2017, 7:11 PM - 10:19 PM EDT Att: 19,682 - Partly Cloudy - 73 F							
7 Joe Mauer, L OBP: 0.381, SLG: 0.417										4	0	0	0	0	0	2								
11 Jorge Polanco, S OBP: 0.312, SLG: 0.414										4	1	1	2	0	1	0								
20 Eddie Rosario, L OBP: 0.329, SLG: 0.512										4	0	0	0	0	3	0								
25 Byron Buxton, R OBP: 0.317, SLG: 0.418										4	0	1	0	0	2	0								
26 Max Kepler, L OBP: 0.312, SLG: 0.430										4	0	1	0	0	1	1								
5 Eduardo Escobar, S OBP: 0.309, SLG: 0.444										3	0	0	0	0	2	1								
38 Chris Gimenez, R OBP: 0.338, SLG: 0.363										2	0	1	0	0	1	0								
19 Kennys Vargas, S OBP: 0.322, SLG: 0.459										1	0	0	0	0	1	0								
23 Mitch Garver, R OBP: 0.304, SLG: 0.325										3	0	0	0	0	1	1								
36 Robbie Grossman, S OBP: 0.367, SLG: 0.387																								
Inning Stats	R: 0 H: 0 E: 0 K: 2 S: 7	H: 0 LOB: 0 BB: 0 P: 11	R: 0 H: 1 E: 0 K: 2 S: 13	H: 1 LOB: 1 BB: 0 P: 16	R: 0 H: 0 E: 0 K: 2 S: 10	H: 0 LOB: 1 BB: 1 P: 18	R: 0 H: 0 E: 0 K: 2 S: 9	H: 0 LOB: 0 BB: 0 P: 9	R: 0 H: 1 E: 0 K: 1 S: 12	H: 1 LOB: 0 BB: 0 P: 15	R: 0 H: 0 E: 0 K: 0 S: 9	H: 0 LOB: 0 BB: 0 P: 15	R: 0 H: 0 E: 0 K: 2 S: 10	H: 0 LOB: 0 BB: 0 P: 14	R: 0 H: 0 E: 0 K: 1 S: 9	H: 0 LOB: 0 BB: 0 P: 13	R: 2 H: 3 E: 0 K: 1 S: 13	H: 3 LOB: 1 BB: 0 P: 20	1B: 2 2B: 2 3B: 0 HR: 1	SF: 0 SAC: 0 DP: 0 HBP: 0	WP: 1 PB: 0 SB: 0 CS: 0	PA: 33		
PITCHER	IP WLS BF H R ER SO BB IBB HBP BLK WP HR S P ERA WHIP	IP WLS BF H R ER SO BB IBB HBP BLK WP HR S P ERA WHIP	IP WLS BF H R ER SO BB IBB HBP BLK WP HR S P ERA WHIP	IP WLS BF H R ER SO BB IBB HBP BLK WP HR S P ERA WHIP	IP WLS BF H R ER SO BB IBB HBP BLK WP HR S P ERA WHIP	IP WLS BF H R ER SO BB IBB HBP BLK WP HR S P ERA WHIP	IP WLS BF H R ER SO BB IBB HBP BLK WP HR S P ERA WHIP	IP WLS BF H R ER SO BB IBB HBP BLK WP HR S P ERA WHIP	IP WLS BF H R ER SO BB IBB HBP BLK WP HR S P ERA WHIP	IP WLS BF H R ER SO BB IBB HBP BLK WP HR S P ERA WHIP	IP WLS BF H R ER SO BB IBB HBP BLK WP HR S P ERA WHIP	IP WLS BF H R ER SO BB IBB HBP BLK WP HR S P ERA WHIP	IP WLS BF H R ER SO BB IBB HBP BLK WP HR S P ERA WHIP	IP WLS BF H R ER SO BB IBB HBP BLK WP HR S P ERA WHIP	IP WLS BF H R ER SO BB IBB HBP BLK WP HR S P ERA WHIP	IP WLS BF H R ER SO BB IBB HBP BLK WP HR S P ERA WHIP	IP WLS BF H R ER SO BB IBB HBP BLK WP HR S P ERA WHIP	IP WLS BF H R ER SO BB IBB HBP BLK WP HR S P ERA WHIP	IP WLS BF H R ER SO BB IBB HBP BLK WP HR S P ERA WHIP	IP WLS BF H R ER SO BB IBB HBP BLK WP HR S P ERA WHIP	IP WLS BF H R ER SO BB IBB HBP BLK WP HR S P ERA WHIP	IP WLS BF H R ER SO BB IBB HBP BLK WP HR S P ERA WHIP	IP WLS BF H R ER SO BB IBB HBP BLK WP HR S P ERA WHIP	IP WLS BF H R ER SO BB IBB HBP BLK WP HR S P ERA WHIP
31 Danny Salazar, R ERA: 4.28	(1, 1)	4.2	16	1	0	0	9	1	0	0	0	0	0	0	0	0	0	0	0	12	20	0.00	0.750	
52 Mike Clevinger, R ERA: 3.07	(5, 1)	1.1	5	1	0	0	0	0	0	0	0	0	0	0	0	0	0	0	0	12	20	0.00	0.000	
24 Andrew Miller, L ERA: 1.47	(7, 1)	1.0	3	0	0	0	2	0	0	0	0	0	0	0	0	0	0	0	0	14	14	0.00	0.000	
38 Joe Smith, R ERA: 3.42	(8, 1)	1.0	3	0	0	0	1	0	0	0	0	0	0	0	0	0	0	0	9	13	0.00	0.000		
37 Cody Allen, R ERA: 3.05	(9, 1)	1.0	6	3	2	2	1	0	0	0	0	0	0	0	0	0	0	0	1	1	13	20	18.00	3.000
Batter	1	2	3	4	5	6	7	8	9	AB	R	H	RBI	BB	SO	LOB	BOTTOM							
12 Francisco Lindor, S OBP: 0.338, SLG: 0.510										4	0	1	0	1	0	3	Minnesota Twins @ Cleveland Indians Progressive Field, Cleveland, OH Wed Sep 27 2017, 7:11 PM - 10:19 PM EDT Att: 19,682 - Partly Cloudy - 73 F							
26 Austin Jackson, R OBP: 0.384, SLG: 0.485										3	1	1	0	1	0	2								
11 José Ramírez, S OBP: 0.369, SLG: 0.581										5	1	1	0	0	0	4								
10 Edwin Encarnación, R OBP: 0.381, SLG: 0.510										2	1	2	1	2	0	0								
41 Carlos Santana, S OBP: 0.368, SLG: 0.464										4	0	3	0	0	0	2								
32 Jay Bruce, L OBP: 0.321, SLG: 0.503										4	0	0	0	0	2	7								
Yandy Diaz, R OBP: 0.357, SLG: 0.318										3	0	0	0	0	1	4								
39 Gio Urshela, R OBP: 0.264, SLG: 0.291										0	0	0	0	0	0	0								
8 Lonnie Chisenhall, L OBP: 0.363, SLG: 0.524										1	0	0	0	0	1	2								
9 Erik González, R OBP: 0.272, SLG: 0.418										0	0	0	0	0	0	0								
22 Jason Kipnis, L OBP: 0.287, SLG: 0.407										2	0	0	0	1	1	0								
53 Greg Allen, S OBP: 0.278, SLG: 0.344										1	0	0	0	0	0	2								
7 Yan Gomes, R OBP: 0.307, SLG: 0.399										3	1	1	2	0	1	0								
Inning Stats	R: 1 H: 3 E: 0 K: 1 S: 13	H: 3 LOB: 2 BB: 1 P: 20	R: 0 H: 0 E: 0 K: 1 S: 6	H: 0 LOB: 0 BB: 0 P: 10	R: 0 H: 0 E: 0 K: 0 S: 6	H: 0 LOB: 0 BB: 1 P: 13	R: 1 H: 2 E: 1 K: 1 S: 15	H: 1 LOB: 3 BB: 1 P: 30	R: 1 H: 2 E: 0 K: 1 S: 11	H: 1 LOB: 2 BB: 1 P: 22	R: 0 H: 1 E: 0 K: 2 S: 20	H: 1 LOB: 2 BB: 1 P: 31	R: 0 H: 0 E: 0 K: 0 S: 12	H: 0 LOB: 1 BB: 0 P: 17	R: 0 H: 0 E: 0 K: 0 S: 12	H: 0 LOB: 1 BB: 0 P: 17	R: 0 H: 0 E: 0 K: 0 S: 12	H: 0 LOB: 1 BB: 0 P: 17	1B: 6 2B: 2 3B: 0 HR: 1	SF: 0 SAC: 0 DP: 2 HBP: 2	WP: 0 PB: 0 SB: 0 CS: 0	PA: 39		
PITCHER	IP WLS BF H R ER SO BB IBB HBP BLK WP HR S P ERA WHIP	IP WLS BF H R ER SO BB IBB HBP BLK WP HR S P ERA WHIP	IP WLS BF H R ER SO BB IBB HBP BLK WP HR S P ERA WHIP	IP WLS BF H R ER SO BB IBB HBP BLK WP HR S P ERA WHIP	IP WLS BF H R ER SO BB IBB HBP BLK WP HR S P ERA WHIP	IP WLS BF H R ER SO BB IBB HBP BLK WP HR S P ERA WHIP	IP WLS BF H R ER SO BB IBB HBP BLK WP HR S P ERA WHIP	IP WLS BF H R ER SO BB IBB HBP BLK WP HR S P ERA WHIP	IP WLS BF H R ER SO BB IBB HBP BLK WP HR S P ERA WHIP	IP WLS BF H R ER SO BB IBB HBP BLK WP HR S P ERA WHIP	IP WLS BF H R ER SO BB IBB HBP BLK WP HR S P ERA WHIP	IP WLS BF H R ER SO BB IBB HBP BLK WP HR S P ERA WHIP	IP WLS BF H R ER SO BB IBB HBP BLK WP HR S P ERA WHIP	IP WLS BF H R ER SO BB IBB HBP BLK WP HR S P ERA WHIP	IP WLS BF H R ER SO BB IBB HBP BLK WP HR S P ERA WHIP	IP WLS BF H R ER SO BB IBB HBP BLK WP HR S P ERA WHIP	IP WLS BF H R ER SO BB IBB HBP BLK WP HR S P ERA WHIP	IP WLS BF H R ER SO BB IBB HBP BLK WP HR S P ERA WHIP	IP WLS BF H R ER SO BB IBB HBP BLK WP HR S P ERA WHIP	IP WLS BF H R ER SO BB IBB HBP BLK WP HR S P ERA WHIP	IP WLS BF H R ER SO BB IBB HBP BLK WP HR S P ERA WHIP	IP WLS BF H R ER SO BB IBB HBP BLK WP HR S P ERA WHIP	IP WLS BF H R ER SO BB IBB HBP BLK WP HR S P ERA WHIP	IP WLS BF H R ER SO BB IBB HBP BLK WP HR S P ERA WHIP
49 Adalberto Mejia, L ERA: 4.5	(1, 1)	3.2	18	5	2	2	3	3	0	0	0	0	0	0	0	0	0	0	0	12	21	0.00	2.000	
57 Ryan Pressly, R ERA: 4.72	(4, 1)	1.0	5	1	1	0	0	1	0	0	0	0	0	0	0	0	0	0	0	5	10	0.00	0.000	
62 Buddy Boshers, L ERA: 4.89	(5, 1)	0.2	3	0	0	0	1	0	0	0	0	0	0	0	0	0	0	0	1	16	30	13.50	4.500	
59 Michael Tonkin, R ERA: 5.88	(6, 1)	0.2	5	2	1	1	0	1	0	0	0	0	0	0	0	0	0	0	1	16	30	13.50	4.500	
58 Gabriel Moya, L ERA: 5.79	(7, 1)	0.1	2	1	0	0	1	0	0	0	0	0	0	0	0	0	0	0	0	11	16	0.00	3.000	
PITCHER	IP WLS BF H R ER SO BB IBB HBP BLK WP HR S P ERA WHIP	IP WLS BF H R ER SO BB IBB HBP BLK																						


Batter	1	2	3	4	5	6	7	8	9	AB	R	H	RBI	BB	SO	LOB	TOP										
8 Zack Granite, L OBP: 0.320, SLG: 0.295	G4-3		G4-3		1B			K		4	0	1	0	0	1	0	Minnesota Twins @ Cleveland Indians Progressive Field, Cleveland, OH Thu Sep 28 2017, 12:12 PM - 2:48 PM EDT Att: 21,810 - Partly Cloudy - 64 F										
16 Ehre Adrianza, S OBP: 0.324, SLG: 0.373	L7		1B		K			K		4	0	1	0	0	2	2											
11 Jorge Polanco, S OBP: 0.314, SLG: 0.414	19 WP BB		G3					F7		3	0	1	0	1	0	1											
19 Kennys Vargas, S OBP: 0.317, SLG: 0.451	K							K		4	0	0	0	0	2	2											
26 Max Kepler, L OBP: 0.315, SLG: 0.431										4	1	2	0	0	1	0											
36 Robbie Grossman, S OBP: 0.366, SLG: 0.386										4	0	1	0	0	1	2											
15 Jason Castro, L OBP: 0.330, SLG: 0.377										2	0	1	0	0	1	1											
38 Chris Gimenez, R OBP: 0.339, SLG: 0.361										1	1	0	0	0	1	1											
23 Mitch Garver, R OBP: 0.300, SLG: 0.364										4	0	1	2	0	3	3											
23 Niko Goodrum, S OBP: 0.118, SLG: 0.063										4	0	0	0	0	3	3											
Inning Stats	R: 0 H: 0 E: 0 K: 1 S: 7	H: 0 LOB: 1 BB: 1 P: 15	R: 0 H: 1 E: 0 K: 2 S: 12	H: 1 LOB: 1 BB: 0 P: 13	R: 0 H: 1 E: 0 K: 1 S: 11	H: 1 LOB: 1 BB: 0 P: 13	R: 0 H: 0 E: 0 K: 0 S: 6	H: 0 LOB: 0 BB: 0 P: 9	R: 0 H: 2 E: 0 K: 3 S: 13	H: 2 LOB: 2 BB: 0 P: 19	R: 0 H: 1 E: 0 K: 1 S: 5	H: 1 LOB: 0 BB: 0 P: 6	R: 0 H: 1 E: 0 K: 3 S: 14	H: 1 LOB: 1 BB: 0 P: 19	R: 0 H: 0 E: 0 K: 2 S: 8	H: 0 LOB: 0 BB: 0 P: 12	R: 2 H: 2 E: 0 K: 2 S: 18	H: 2 LOB: 1 BB: 0 P: 31	1B: 7 2B: 3 3B: 1 HR: 0	SF: 0 SAC: 0 DP: 1 HBP: 1	WP: 1 PB: 1 SB: 0 CS: 0	PA: 36					
PITCHER	IP	WLS	BF	H	R	ER	SO	BB	IBB	HBP	BLK	WP	HR	S	P	ERA	WHIP										
59 Carlos Carrasco, R ERA: 3.29	8.1	W	31	6	0	0	14	1	0	0	0	1	0	79	112	0.00	0.840										
Craig Breslow, L ERA: 5.09	0.1		2	1	0	0	1	0	0	0	0	0	0	6	9	0.00	3.000										
Nick Goody, R ERA: 2.85	0.1		3	1	2	2	0	0	0	1	0	0	0	9	16	54.00	3.000										

Batter	1	2	3	4	5	6	7	8	9	AB	R	H	RBI	BB	SO	LOB	BOTTOM										
12 Francisco Lindor, S OBP: 0.339, SLG: 0.513	L7		FC5-4							4	1	2	0	0	0	1	Minnesota Twins @ Cleveland Indians Progressive Field, Cleveland, OH Thu Sep 28 2017, 12:12 PM - 2:48 PM EDT Att: 21,810 - Partly Cloudy - 64 F										
22 Jason Kipnis, L OBP: 0.286, SLG: 0.415	L7		P6							4	1	1	2	0	1	2											
Abraham Almonte, S OBP: 0.313, SLG: 0.368										0	0	0	0	0	0	0											
11 José Ramírez, S OBP: 0.367, SLG: 0.577	G3-1									4	0	0	0	0	0	0											
10 Edwin Encarnación, R OBP: 0.380, SLG: 0.508										4	0	1	0	0	1	0											
32 Jay Bruce, L OBP: 0.321, SLG: 0.506										4	1	1	1	0	1	1											
Tyler Naquin, L OBP: 0.256, SLG: 0.278										0	0	0	0	0	0	0											
41 Carlos Santana, S OBP: 0.367, SLG: 0.463										4	0	1	0	0	0	0											
8 Lonnie Chisenhall, L ERA: 3.28										2	0	1	0	0	1	2											
53 Greg Allen, S OBP: 0.297, SLG: 0.364										1	1	1	0	0	0	0											
55 Roberto Pérez, R OBP: 0.294, SLG: 0.382										3	1	1	2	0	0	1											
39 Gio Urshela, R OBP: 0.265, SLG: 0.292										3	0	1	0	0	1	1											
Inning Stats	R: 0 H: 0 E: 0 K: 0 S: 7	H: 2 LOB: 2 BB: 0 P: 12	R: 0 H: 2 E: 0 K: 1 S: 11	H: 2 LOB: 0 BB: 0 P: 19	R: 0 H: 1 E: 0 K: 0 S: 5	H: 1 LOB: 1 BB: 0 P: 7	R: 0 H: 0 E: 0 K: 0 S: 7	H: 0 LOB: 0 BB: 0 P: 8	R: 0 H: 1 E: 0 K: 0 S: 8	H: 1 LOB: 0 BB: 0 P: 11	R: 2 H: 2 E: 0 K: 1 S: 15	H: 2 LOB: 0 BB: 0 P: 22	R: 2 H: 3 E: 0 K: 2 S: 12	H: 3 LOB: 1 BB: 0 P: 17	R: 1 H: 1 E: 0 K: 1 S: 11	H: 1 LOB: 0 BB: 0 P: 21	1B: 4 2B: 3 3B: 0 HR: 3	SF: 0 SAC: 0 DP: 0 HBP: 0	WP: 0 PB: 0 SB: 1 CS: 0	PA: 33							
PITCHER	IP	WLS	BF	H	R	ER	SO	BB	IBB	HBP	BLK	WP	HR	S	P	ERA	WHIP										
54 Ervin Santana, R ERA: 3.28	5.0		19	4	0	0	1	0	0	0	0	0	1	15	22	18.00	2.000										
39 Trevor Hildenberger, R ERA: 3.24	1.0	L	5	2	2	2	1	0	0	0	0	0	1	8	13	27.00	3.000										
67 Alan Busenitz, R ERA: 1.99	0.2		4	2	2	2	1	0	0	0	0	0	1	4	4	0.00	3.000										
55 Taylor Rogers, L ERA: 3.11	0.1		2	1	0	0	1	0	0	0	0	0	0	4	4	0.00	3.000										
66 Nik Turley, L ERA: 11.21	1.0		4	1	1	1	1	0	0	0	0	0	1	11	21	9.00	1.000										

AB 34
R 2
H 8
RBI 2
BB 1
SO 15
LOB 15




AB 33
R 5
H 10
RBI 5
BB 0
SO 5
LOB 8




Batter	1	2	3	4	5	6	7	8	9	AB	R	H	RBI	BB	SO	LOB	TOP										
5 Yolmer Sánchez, S OBP: 0.319, SLG: 0.415	G4-3		F7				G6-3			4	0	1	0	0	0	1	Chicago White Sox @ Cleveland Indians Progressive Field, Cleveland, OH Sat Sep 30 2017, 7:12 PM - 10:25 PM EDT Att: 33,173 - Clear - 56 F										
10 Yoán Moncada, S OBP: 0.335, SLG: 0.408	G4-3			G4-3	FC6		G6-3			4	0	0	0	0	0	2											
79 José Abreu, R OBP: 0.355, SLG: 0.554	2B							F8		4	1	2	0	0	1	0											
26 Avisail García, R OBP: 0.380, SLG: 0.506	F8									3	1	1	0	1	0	2											
36 Kevan Smith, R OBP: 0.309, SLG: 0.388	P3									4	0	2	2	0	0	1											
24 Matt Davidson, R OBP: 0.282, SLG: 0.456	G6-4-3									4	0	2	0	0	1	1											
20 Tyler Saladino, R OBP: 0.256, SLG: 0.231	G6-4-3									4	0	0	0	0	1	4											
48 Rymer Liriano, R OBP: 0.302, SLG: 0.316	G6-3									3	0	0	0	1	1	0											
41 Adam Engel, R OBP: 0.237, SLG: 0.285	K									2	0	0	0	0	1	0											
Inning Stats	R: 0 H: 1 E: 0 K: 0 S: 12	H: 1 LOB: 1 BB: 0 P: 16	R: 0 H: 0 E: 0 K: 0 S: 7	H: 0 LOB: 0 BB: 0 P: 11	R: 0 H: 0 E: 0 K: 1 S: 8	H: 0 LOB: 0 BB: 0 P: 10	R: 1 H: 3 E: 0 K: 1 S: 19	H: 3 LOB: 2 BB: 0 P: 28	R: 0 H: 1 E: 0 K: 1 S: 11	H: 1 LOB: 1 BB: 0 P: 16	R: 1 H: 1 E: 0 K: 2 S: 16	H: 1 LOB: 1 BB: 1 P: 26	R: 0 H: 0 E: 0 K: 0 S: 4	H: 1 LOB: 0 BB: 0 P: 7	R: 0 H: 0 E: 0 K: 0 S: 5	H: 0 LOB: 0 BB: 0 P: 7	1B: 6 2B: 2 3B: 0 HR: 0	SF: 0 SAC: 1 DP: 2 HBP: 0	WP: 0 PB: 1 CS: 0	PA: 35							
PITCHER	IP	WLS	BF	H	R	ER	SO	BB	IBB	HBP	BLK	WP	HR	S	P	ERA	WHIP										
28 Corey Kluber, R ERA: 2.25	5.0		20	6	1	1	3	0	0	0	0	0	0	57	81	1.80	1.200										
52 Mike Clevinger, R ERA: 3.11	1.1	L	7	1	1	1	2	2	0	0	0	0	0	19	33	6.75	2.250										
49 Tyler Olson, L ERA:	0.2		2	0	0	0	0	0	0	0	0	0	0	5	6	0.00	0.000										
Nick Goody, R ERA: 2.8	1.0		3	1	0	0	0	0	0	0	0	0	0	4	7	0.00	1.000										
Dan Otero, R ERA: 2.85	1.0		3	0	0	0	0	0	0	0	0	0	0	5	7	0.00	0.000										

Batter	1	2	3	4	5	6	7	8	9	AB	R	H	RBI	BB	SO	LOB	BOTTOM										
12 Francisco Lindor, S OBP: 0.336, SLG: 0.507	K							G4-3		3	0	0	1	1	1	1	Chicago White Sox @ Cleveland Indians Progressive Field, Cleveland, OH Sat Sep 30 2017, 7:12 PM - 10:25 PM EDT Att: 33,173 - Clear - 56 F										
22 Jason Kipnis, L OBP: 0.291, SLG: 0.416	G6-3							G4-3		4	0	1	0	0	0	2											
53 Greg Allen, S OBP: 0.289, SLG: 0.353	1B									0	0	0	0	0	0	0											
11 José Ramírez, S OBP: 0.370, SLG: 0.580	F9									3	0	0	0	1	1	1											
10 Edwin Encarnación, R OBP: 0.378, SLG: 0.505	P4									4	0	0	0	0	1	2											
32 Jay Bruce, L OBP: 0.322, SLG: 0.508	G4-3									3	0	0	0	1	1	0											
41 Carlos Santana, S OBP: 0.383, SLG: 0.456	G5-3									4	0	0	0	0	0	1											
8 Lonnie Chisenhall, L OBP: 0.301, SLG: 0.553	G4-3									2	0	0	0	0	1	0											
Abraham Almonte, S OBP: 0.314, SLG: 0.366	G4-3									1	0	0	0	1	0	0											
7 Yan Gomes, R OBP: 0.310, SLG: 0.400										2	1	1	0	0	1	1											
39 Gio Urshela, R OBP: 0.262, SLG: 0.288	G6-4-3									1	0	0	0	0	0	1											
23 Michael Brantley, L OBP: 0.359, SLG: 0.446	G6-4-3									1	0	1	0	0	0	0											
9 Erik González, R OBP: 0.272, SLG: 0.418	G6-4-3									0	0	0	0	0	0	0											
Francisco Mejía, S OBP: 0.214, SLG: 0.154	G6-4-3									1	0	0	0	0	1	1											
Yandy Díaz, R OBP: 0.354, SLG: 0.322	G6-4-3									0	0	0	0	0	0	0											
Inning Stats	R: 0 H: 1 E: 0 K: 1 S: 14	H: 0 LOB: 0 BB: 0 P: 14	R: 0 H: 1 E: 0 K: 0 S: 4	H: 1 LOB: 1 BB: 1 P: 10	R: 0 H: 0 E: 0 K: 0 S: 9	H: 0 LOB: 1 BB: 1 P: 17	R: 1 H: 1 E: 0 K: 1 S: 19	H: 1 LOB: 1 BB: 0 P: 27	R: 0 H: 0 E: 0 K: 1 S: 10	H: 0 LOB: 0 BB: 0 P: 15	R: 0 H: 0 E: 0 K: 2 S: 13	H: 0 LOB: 1 BB: 1 P: 20	R: 0 H: 0 E: 0 K: 1 S: 7	H: 0 LOB: 1 BB: 1 P: 14	R: 0 H: 0 E: 0 K: 1 S: 9	H: 0 LOB: 0 BB: 0 P: 17	1B: 3 2B: 0 3B: 0 HR: 0	SF: 0 SAC: 0 DP: 1 HBP: 1	WP: 0 PB: 0 CS: 0	PA: 34							
PITCHER	IP	WLS	BF	H	R	ER	SO	BB	IBB	HBP	BLK	WP	HR	S	P	ERA	WHIP										
51 Carson Fulmer, R ERA: 3.86	5.0		20	3	1	1	2	2	0	0	0	0	0	55	84	1.80	1.000										
58 Al Alburquerque, R ERA: 2.5	0.2	H	2	0	0	0	1	0	0	0	0	0	0	5	9	0.00	0.000										
70 Aaron Bummer, L ERA: 4.5	0.2	H	3	0	0	0	0	1	0	0	0	0	0	12	19	0.00	1.500										
45 Gregory Infante, R ERA: 3.13	0.2	H	2	0	0	0	2	0	0	0	0	0	0	6	7	0.00	0.000										
43 Danny Farquhar, R ERA: 4.2	1.0	H	4	0	0	0	1	1	0	0	0	0	0	7	14	0.00	1.000										
PITCHER	IP	WLS	BF	H	R	ER	SO	BB	IBB	HBP	BLK	WP	HR	S	P	ERA	WHIP										
37 Juan Minaya, R ERA: 4.53	1.0		3	0	0	0	1	0	0	0	0	0	0	9	17	0.00	0.000										



Batter	1	2	3	4	5	6	7	8	9	AB	R	H	RBI	BB	SO	LOB	TOP										
12 Francisco Lindor, S OBP: 0.278, SLG: 0.286	F8		L8		L4			BB		3	0	0	0	1	0	0	Cleveland Indians @ New York Yankees Yankee Stadium, Bronx, NY Mon Oct 09 2017, 7:11 PM - 10:56 PM EDT Att. 47,316 - Rain - 74 F										
22 Jason Kipnis, L OBP: 0.222, SLG: 0.333 9 Enk González, R	K			K2-3		G3		K		4	0	0	0	0	3	2											
11 José Ramírez, S OBP: 0.167, SLG: 0.118	F8			F9		K		F9		4	0	0	0	0	1	2											
32 Jay Bruce, L OBP: 0.278, SLG: 0.688		1B		41 HR		F7		K		3	1	1	0	1	1	2											
41 Carlos Santana, S OBP: 0.389, SLG: 0.467	L4			1-H		F7		K		4	1	1	2	0	1	1											
23 Michael Brantley, L OBP: 0.187, SLG: 0.591	K			L8		1B		K		4	0	1	0	0	2	1											
8 Lonnie Chisenhall, L	K					K		K		4	0	0	0	0	4	2											
55 Roberto Pérez, R OBP: 0.444, SLG: 0.714 26 Austin Jackson, R OBP: 0.273, SLG: 0.200	K					G6-3				3	1	1	1	0	1	1											
39 Gio Urshela, R OBP: 0.111, SLG: 0.111 7 Yan Gomes, R OBP: 0.500, SLG: 0.500	G6-3					K		12 BB		0	0	0	0	1	0	0											
Inning Stats	R: 0 E: 0 K: 1 S: 11	H: 0 LOB: 0 BB: 0 P: 18	R: 0 E: 0 K: 2 S: 11	H: 1 LOB: 1 BB: 0 P: 16	R: 0 E: 0 K: 1 S: 8	H: 0 LOB: 0 BB: 0 P: 11	R: 2 E: 0 K: 1 S: 15	H: 1 LOB: 0 BB: 1 P: 24	R: 1 E: 0 K: 2 S: 10	H: 1 LOB: 0 BB: 0 P: 13	R: 0 E: 0 K: 1 S: 7	H: 0 LOB: 0 BB: 0 P: 10	R: 0 E: 0 K: 1 S: 14	H: 1 LOB: 1 BB: 0 P: 21	R: 0 E: 0 K: 2 S: 11	H: 0 LOB: 2 BB: 2 P: 20		R: 0 E: 0 K: 3 S: 10	H: 0 LOB: 0 BB: 0 P: 14	1B: 2 2B: 0 3B: 0 HR: 2	SF: 0 SAC: 0 DP: 0 HBP: 0	WP: 0 PB: 0 SB: 0 CS: 0	PA: 34				
PITCHER	IP	WLS	BF	H	R	ER	SO	BB	IBB	HBP	BLK	WP	HR	S	P	ERA	WHIP										
40 Luis Severino, R ERA: 7.36	7.0	W	26	4	3	3	9	1	0	0	0	0	2	76	113	3.86	0.714										
68 Dellin Betances, R ERA: 3.0	0.0		2	0	0	0	0	2	0	0	0	0	0	4	12	∞	∞										
48 Tommy Kahnle, R ERA:	2.0	S	6	0	0	0	5	0	0	0	0	0	0	17	22	0.00	0.000										

Batter	1	2	3	4	5	6	7	8	9	AB	R	H	RBI	BB	SO	LOB	BOTTOM										
11 Brett Gardner, L OBP: 0.304, SLG: 0.450	K		E5		SF8					4	1	2	1	0	1	2	Cleveland Indians @ New York Yankees Yankee Stadium, Bronx, NY Mon Oct 09 2017, 7:11 PM - 10:56 PM EDT Att. 47,316 - Rain - 74 F										
99 Aaron Judge, R OBP: 0.333, SLG: 0.368	K		K		K		1B			5	0	1	2	0	4	5											
18 Didi Gregorius, L OBP: 0.391, SLG: 0.313	FC6-4									2	0	0	0	3	0	2											
24 Gary Sánchez, R OBP: 0.261, SLG: 0.565	FC6-4									5	1	1	1	0	2	4											
33 Greg Bird, L OBP: 0.455, SLG: 0.647		G4-3								4	0	1	0	1	0	1											
14 Starlin Castro, R OBP: 0.261, SLG: 0.318	E5									4	2	1	0	1	0	1											
12 Chase Headley, S	K		K							4	0	0	0	0	3	6											
29 Todd Frazier, R OBP: 0.263, SLG: 0.278										3	2	1	1	1	1	0											
31 Aaron Hicks, S OBP: 0.350, SLG: 0.526										4	1	1	1	0	0	4											
Inning Stats	R: 0 E: 0 K: 2 S: 11	H: 4 LOB: 1 BB: 1 P: 20	R: 4 E: 1 K: 1 S: 23	H: 4 LOB: 2 BB: 1 P: 37	R: 1 E: 1 K: 2 S: 19	H: 1 LOB: 3 BB: 2 P: 29	R: 0 E: 0 K: 2 S: 12	H: 0 LOB: 2 BB: 2 P: 23	R: 1 E: 1 K: 1 S: 17	H: 0 LOB: 0 BB: 0 P: 24	R: 1 E: 0 K: 0 S: 13	H: 2 LOB: 1 BB: 0 P: 18	R: 0 E: 1 K: 2 S: 12	H: 1 LOB: 2 BB: 0 P: 17	R: 0 E: 0 K: 1 S: 9	H: 0 LOB: 0 BB: 0 P: 15		1B: 4 2B: 3 3B: 0 HR: 1	SF: 1 SAC: 0 DP: 0 HBP: 0	WP: 0 PB: 1 SB: 1 CS: 0	PA: 42						
PITCHER	IP	WLS	BF	H	R	ER	SO	BB	IBB	HBP	BLK	WP	HR	S	P	ERA	WHIP										
47 Trevor Bauer, R ERA:	1.2	L	12	4	4	0	0	1	0	0	0	0	0	33	55	0.00	3.000										
36 Joe Smith, R	0.1		1	0	0	0	0	0	0	0	0	0	0	1	2	0.00	0.000										
52 Mike Clevinger, R ERA: 13.5	0.2		6	1	1	0	1	2	0	0	0	0	0	14	22	0.00	4.500										
31 Danny Salazar, R ERA:	1.2		8	0	1	0	3	2	0	0	0	0	0	25	42	0.00	1.200										
49 Tyler Olson, L ERA:	0.1		1	0	0	0	0	0	0	0	0	0	0	5	6	0.00	0.000										
PITCHER	IP	WLS	BF	H	R	ER	SO	BB	IBB	HBP	BLK	WP	HR	S	P	ERA	WHIP										
27 Bryan Shaw, R ERA: 2.25	1.1		6	2	1	1	1	0	0	0	0	0	0	12	17	0.00	1.500										
37 Cody Allen, R	1.0		5	1	0	0	2	0	0	0	0	0	0	9	15	0.00	0.000										
43 Josh Tomlin, R ERA:	1.0		3	0	0	0	1	0	0	0	0	0	0	9	15	0.00	0.000										



Batter	1	2	3	4	5	6	7	8	9	AB R H RBI BB SO LOB	TOP									
11 Brett Gardner, L OBP: 0.357, SLG: 0.480	B3		18 HR 1B		K		99 CS 1B		E9 1B	5 1 3 1 0 1 0	New York Yankees @ Cleveland Indians Progressive Field, Cleveland, OH Wed Oct 11 2017, 8:09 PM - 11:47 PM EDT Att: 37,802 - Overcast - 61 F									
99 Aaron Judge, R OBP: 0.276, SLG: 0.292	K		K		K		K	G5-3	5 0 0 0 0 4 3											
18 Didi Gregorius, L OBP: 0.444, SLG: 0.700	HR		HR		24 FC5-4 1B			G5-3	4 2 3 3 0 0 0											
24 Gary Sánchez, R OBP: 0.222, SLG: 0.481	K		K		FC5-4 1-2		K		4 0 0 0 0 3 1											
33 Greg Bird, L OBP: 0.385, SLG: 0.524		K	G4-3			K		K	4 0 0 0 0 3 0											
14 Starlin Castro, R OBP: 0.222, SLG: 0.308	G4-3			K				K2-3	4 0 1 0 0 2 0											
31 Aaron Hicks, S OBP: 0.375, SLG: 0.500		22 CI BB		L8		K		E7 11 1B	3 1 1 0 1 1 1											
22 Jacoby Ellsbury, L (6, PH)	CI							P4	0 0 0 0 1 0 0											
12 Chase Headley, S (6, 10)									2 0 0 0 0 1 2											
29 Todd Frazier, R OBP: 0.261, SLG: 0.238	F9						L8		3 1 0 0 1 1 3											
Inning Stats	R: 1 E: 0 K: 2 S: 10	H: 1 LOB: 0 BB: 0 P: 14	R: 0 E: 1 K: 1 S: 11	H: 0 LOB: 2 BB: 1 P: 19	R: 2 E: 0 K: 2 S: 13	H: 2 LOB: 0 BB: 0 P: 18	R: 0 E: 0 K: 2 S: 9	H: 0 LOB: 1 BB: 1 P: 21	R: 0 E: 0 K: 3 S: 13	H: 1 LOB: 1 BB: 0 P: 22	R: 0 E: 0 K: 1 S: 7	H: 1 LOB: 1 BB: 0 P: 12	R: 0 E: 0 K: 2 S: 9	H: 0 LOB: 0 BB: 0 P: 15	R: 2 E: 2 K: 1 S: 27	H: 2 LOB: 1 BB: 1 P: 40	1B: 6 2B: 1 3B: 0 HR: 2	SF: 0 SAC: 0 DP: 1 HBP: 0	WP: 0 PB: 0 CS: 1	PA: 38
PITCHER	IP WLS BF H R ER SO BB IBB HBP BLK WP HR S P ERA WHIP											IP WLS BF H R ER SO BB IBB HBP BLK WP HR S P ERA WHIP								
28 Corey Kluber, R ERA: 12.79	3.2 L 17 3 3 3 6 2 0 0 0 0 0 2 40 67 7.36 1.364																			
24 Andrew Miller, L ERA: 1.5	2.0 8 2 0 0 5 0 0 0 0 0 0 0 29 39 0.00 1.000																			
27 Bryan Shaw, R ERA: 1.5	2.0 6 1 0 0 3 0 0 0 0 0 0 0 17 25 0.00 0.500																			
37 Cody Allen, R ERA: 1.69	1.0 6 2 2 1 2 1 0 0 0 0 0 0 26 39 9.00 3.000																			
38 Joe Smith, R ERA:	0.1 1 0 0 0 0 0 0 0 0 0 0 0 4 7 0.00 0.000																			
12 Francisco Lindor, S OBP: 0.273, SLG: 0.278	K		11 G4-3 1B		G6-3			G5-3	4 0 1 0 0 1 2	New York Yankees @ Cleveland Indians Progressive Field, Cleveland, OH Wed Oct 11 2017, 8:09 PM - 11:47 PM EDT Att: 37,802 - Overcast - 61 F										
22 Jason Kipnis, L OBP: 0.182, SLG: 0.273	K				G1		K		4 0 0 0 0 3 1											
11 José Ramírez, S OBP: 0.182, SLG: 0.100	G5-3		G4-3		G3-1			41 FC4-6 BB	3 0 0 0 1 0 1											
10 Edwin Encarnación, R (1, 10)		K			F8				4 0 0 0 0 3 2											
41 Carlos Santana, S OBP: 0.318, SLG: 0.368	G6-3				K		K	FC4-6 26 DI	4 0 0 0 0 2 1											
26 Austin Jackson, R OBP: 0.297, SLG: 0.214					32 1B		K		4 1 1 0 0 3 1											
32 Jay Bruce, L OBP: 0.333, SLG: 0.667			K		55 1B				2 1 1 0 1 1 0											
55 Roberto Pérez, R OBP: 0.417, SLG: 0.600			B1		39 1B		G1-3		3 0 1 1 0 0 1											
39 Gio Urshela, R OBP: 0.167, SLG: 0.167			K		12 G6-3 1B				3 0 1 1 0 2 0											
Inning Stats	R: 0 E: 0 K: 2 S: 11	H: 0 LOB: 0 BB: 0 P: 14	R: 0 E: 0 K: 2 S: 9	H: 0 LOB: 0 BB: 0 P: 13	R: 0 E: 0 K: 2 S: 10	H: 0 LOB: 0 BB: 0 P: 13	R: 2 E: 0 K: 1 S: 14	H: 4 LOB: 1 BB: 0 P: 20	R: 0 E: 0 K: 0 S: 5		H: 0 LOB: 0 BB: 0 P: 7	R: 0 E: 0 K: 2 S: 11	H: 0 LOB: 1 BB: 1 P: 20	R: 0 E: 0 K: 2 S: 10	H: 0 LOB: 0 BB: 0 P: 13	R: 0 E: 0 K: 2 S: 13	H: 0 LOB: 1 BB: 1 P: 19	1B: 5 2B: 0 3B: 0 HR: 0	SF: 0 SAC: 0 DP: 1 HBP: 0	WP: 0 PB: 0 CS: 0
PITCHER	IP WLS BF H R ER SO BB IBB HBP BLK WP HR S P ERA WHIP											IP WLS BF H R ER SO BB IBB HBP BLK WP HR S P ERA WHIP								
52 CC Sabathia, L ERA: 3.72	4.1 W 8 0 0 2 1 0 0 0 0 0 0 18 29 0.00 0.375																			
30 David Robertson, R ERA: 1.13	2.2 S 7 0 0 0 4 1 0 0 0 0 0 0 23 32 0.00 0.500																			
54 Aroldis Chapman, L ERA:																				